

2018 SCHEDULE

Overall: 12-9 | H: 5-4 | A: 5-4 | N: 2-1
Big 12: 2-8 | H: 1-4 | A: 1-4

| Date | Opponent | Time (CT)/Result |
|---|---------------|------------------|
| Rainbow Wahine Classic (Honolulu, Hawaii) | | |
| Aug. 24 | vs. #11 UCLA | Cancelled |
| Aug. 25 | at RV Hawai'i | W, 3-0 |
| Aug. 26 | at RV Hawai'i | W, 3-0 |
| Aug. 26 | vs. Gonzaga | Cancelled |

| | | |
|---|----------------------|--------|
| Marcia E. Hamilton Classic (St. Louis, Mo.) | | |
| Aug. 31 | vs. RV Marquette | L, 0-3 |
| Sept. 1 | at Saint Louis | W, 3-1 |
| Sept. 1 | vs. Western Kentucky | W, 3-1 |

Sept. 4 MISSOURI STATE W, 3-0
K-State Invitational (Ahearn Field House)

| |
|---------------------------------------|
| Sept. 7 NORTH TEXAS W, 3-0 |
| Sept. 7 RV OREGON STATE W, 3-1 |
| Sept. 8 OMAHA W, 3-0 |

| | | |
|----------|---------|--------|
| Sept. 11 | at UMKC | W, 3-0 |
|----------|---------|--------|

| | | |
|--|-----------------|-----------|
| Gopher Fall Classic (Minneapolis, Minn.) | | |
| Sept. 14 | vs. Green Bay | W, 3-1 |
| Sept. 15 | at #7 Minnesota | Cancelled |

| | | |
|-----------------|-----------------------|---------------|
| Sept. 19 | #5 TEXAS* | L, 2-3 |
| Sept. 21 | at Oklahoma* | L, 0-3 |
| Sept. 26 | at West Virginia* | L, 0-3 |
| Sept. 29 | TCU* | L, 1-3 |
| Oct. 3 | at RV Texas Tech * | L, 2-3 |
| Oct. 10 | IOWA STATE* | L, 1-3 |
| Oct. 17 | #22 KU* | W, 3-1 |
| Oct. 20 | at #24 Baylor* | W, 3-0 |
| Oct. 24 | OKLAHOMA* | L, 1-3 |
| Oct. 26 | at Iowa State* | L, 1-3 |
| Nov. 3 | WEST VIRGINIA* | 7 p.m. |
| Nov. 7 | at Texas* | 7 p.m. |
| Nov. 10 | BAYLOR* | 6 p.m. |
| Nov. 14 | at KU* | 6:30 p.m. |
| Nov. 17 | TEXAS TECH* | TBD |
| Nov. 21 | at TCU* | 1 p.m. |

* Big 12 Match
Home matches in **bold**

| | |
|--------|--------------------------------|
| Aug.: | 2-1 H: 0-0 A: 2-0 N: 0-1 |
| Sept.: | 8-4 H: 4-2 A: 2-2 N: 2-0 |
| Oct.: | 2-4 H: 1-2 A: 1-2 N: 0-0 |
| Nov.: | 0-0 H: 0-0 A: 0-0 N: 0-0 |

BIG 12 STANDINGS

| Team | Big 12 | Overall | Pct. |
|----------------|--------------|---------------|-------------|
| Texas | 10 - 1 | 15 - 4 | .789 |
| Kansas | 7 - 3 | 14 - 7 | .667 |
| Baylor | 6 - 4 | 14 - 7 | .667 |
| Texas Tech | 5 - 5 | 16 - 8 | .667 |
| Oklahoma | 5 - 5 | 13 - 9 | .591 |
| Iowa State | 5 - 5 | 12 - 11 | .522 |
| TCU | 4 - 7 | 12 - 10 | .545 |
| K-State | 2 - 8 | 12 - 9 | .571 |
| West Virginia | 2 - 8 | 10 - 13 | .435 |


WEST VIRGINIA
AHEARN FIELD HOUSE >> MANHATTAN, KAN.
2018 Record: 10-13 (2-8 Big 12)

Home: 7-5 | Away: 2-5 | Neutral: 1-3
Saturday, Nov. 3 | 7 p.m. CT
TV/Online: ESPN3 // ESPN app
Radio: KMAN 93.3 FM // 1350 AM
Online Audio: K-StateSports.com/Watch

All-time Series: K-State leads, 8-5

Current Streak: West Virginia won 3
Last Meeting: West Virginia, 3-0 (9/26/18)
K-State at home: 4-2
Fritz vs. West Virginia: 8-5
Last K-State home win: Oct. 22, 2016 (3-2)

QUICKS

- K-State dropped back-to-back matches last week (vs. Oklahoma, at Iowa State)
- The Cats had picked up wins over ranked teams the previous week (No. 22 KU, at No. 24 Baylor)
- It marked the first time the Wildcats earned consecutive victories over ranked foes since 2012
- WVU's three-match winning streak in the series is its longest in the series' history
- Kylee Zumach is second on the Big 12 active career list in kills with 1,322
- Zumach ranks second all-time on K-State's career kills charts (rally-scoring era)
- Setter Sarah Dixon leads the Big 12 and is 14th nationally with 11.39 assists/set

TALE OF THE TAPE
2018 STATS

| BIG 12 | OVERALL | | OVERALL | BIG 12 |
|--------|---------|-------------|---------|--------|
| 500 | 1032 | K | 1017 | 496 |
| 12.82 | 13.58 | K/S | 11.69 | 12.40 |
| .204 | .239 | PCT | .175 | .181 |
| 469 | 961 | A | 942 | 453 |
| 12.03 | 12.64 | A/S | 10.83 | 11.32 |
| 46 | 97 | SA | 84 | 37 |
| 1.18 | 1.28 | SA/S | 0.97 | 0.93 |
| 615 | 1169 | D | 1157 | 531 |
| 15.77 | 15.38 | D/S | 13.30 | 13.27 |
| 12 | 23 | BS | 28 | 13 |
| 120 | 294 | BA | 367 | 139 |
| 1.85 | 2.24 | B/S | 2.43 | 2.06 |
| .270 | .222 | OPP% | .208 | .263 |

2018 TEAM LEADERS

| | | |
|------|--------------------|-------|
| K | Kylee Zumach | 264 |
| K/S | Kylee Zumach | 3.52 |
| PCT | Elle Sandbothe | .340 |
| A | Sarah Dixon | .866 |
| A/S | Sarah Dixon | 11.39 |
| SA | Zsafia Gyimes | .22 |
| SA/S | Alyssa Schultejans | 0.33 |
| DIGS | Devan Fairfield | 295 |
| D/S | Devan Fairfield | 3.88 |
| BS | Kylee Zumach | 7 |
| BA | Macy Flowers | .61 |
| TOT | Macy Flowers | 67.0 |
| B/S | Macy Flowers | 1.40 |
| PTS | Kylee Zumach | 299 |
| PT/S | Kylee Zumach | 3.99 |

WHAT'S INSIDE

| | |
|------------------------|-------|
| Quick Facts/Noteworthy | 2 |
| Roster | 3 |
| Broadcast Notes | 4-5 |
| Results/Match Highs | 6 |
| Overall Stats | 7 |
| Big 12 Stats | 8 |
| Home/Road Stats | 9 |
| Match-by-Match/Leaders | 10 |
| Misc. Stats | 11 |
| Last Time/Record When | 12 |
| Box Scores | 13-15 |
| Around the Big 12 | 16 |
| Player Pages | 17-35 |
| TV/Radio Roster | 36 |

PROJECTED STARTERS (BASED ON LAST MATCH)

ELLE SANDBOTHE
JR // MB

2.20 KPS
.340%
1.00 BPS

SARAH DIXON
RS-SR // S

11.39 APS
2.46 DPS

KYLEE ZUMACH
RS-SR // OH

3.52 KPS
.232%
2.97 DPS

BROOKE HEYNE
RS-FR // OH

2.62 KPS
.212%

PEYTON WILLIAMS
RS-SO // MB

2.02 KPS
.309%
0.61 BPS

GLORIA MUTIRI
FR // OPP

2.88 KPS
.265%
2.03 DPS

DEVAN FAIRFIELD
RS-SR // L

3.88 DPS

2 4 7 10 11 18 21



TEAM INFO

COACHING STAFF

| | |
|--|-------------------------|
| Head Coach..... | Suzie Fritz |
| Alma Mater (Year)..... | Florida Atlantic ('94) |
| Career Record (Years)..... | 338-206 (18th) |
| Record at School (Years)..... | Same |
| Associate Head Coach..... | Jeff Grove |
| Alma Mater (Year)..... | Azusa Pacific ('91) |
| Year at K-State..... | 20th (17th consecutive) |
| Assistant Coach..... | Trent Sorensen |
| Alma Mater (Year)..... | BYU ('08) |
| Year at K-State..... | 4th |
| Athletic Trainer..... | Emily Trausch |
| Director of Volleyball Operations..... | Diana Loomis |
| Strength Coach..... | Danny Cavender |
| Volleyball Office Phone..... | (785) 532-5935 |

PROGRAM HISTORY

| | |
|----------------------------------|---------------------|
| First Season of Volleyball..... | 1974 |
| All-Time Record..... | 838-652-12 |
| All-Time Conference Record..... | 274-306 |
| All-Time Big 12 Record..... | 236-186 |
| NCAA Tournament Appearances..... | 17 |
| NCAA Tournament Record..... | 15-17 |
| Last NCAA Tournament..... | 2016 (Second Round) |
| Conference Titles..... | 1 (2003) |

2018 SEASON PREVIEW

| | |
|-----------------------------------|----------------|
| Letterwinners Returning/Lost..... | 11/4 |
| Starters Returning/Lost..... | 5+Libero/1 |
| Newcomers..... | 5 (5 Freshmen) |
| Redshirts..... | 3 |

2017 SEASON IN REVIEW

| | |
|---------------------------|------------|
| 2017 Overall Record..... | 10-19 |
| Big 12 Record/Finish..... | 3-13 / 9th |
| Final AVCA Ranking..... | NR |
| Postseason..... | N/A |

ARENA

| | |
|----------------------|--------------------|
| Arena..... | Ahearn Field House |
| Year Opened..... | 1950 |
| Capacity..... | 5,000 |
| All-Time Record..... | 367-183-5 |

| | |
|----------------------|-------------------|
| Arena..... | Bramlage Coliseum |
| Year Opened..... | 1988 |
| Capacity..... | 12,528 |
| All-Time Record..... | 14-3 |

HEAD COACH SUZIE FRITZ

- K-State's all-time winningest coach
- Two-time Big 12 Coach of the Year (2002, 2003)
- 2003 Big 12 Champions
- 12 NCAA Tournament appearances
- 24 years of coaching experience
- 21 years at K-State
- 17 years as head coach at K-State
- Longest tenured head coach in K-State history
- 11 20+ win seasons
- 13 winning seasons
- 9 Top-4 finishes in the Big 12

| | |
|-------------------------------------|----------------|
| Overall Career Record | 338-206 (.622) |
| Big 12 Career Record | 172-150 (.535) |
| NCAA Tournament Record | 10-12 (.455) |

Athlete Honors Under Fritz...

- 13 All-America selections
- 21 AVCA All-Region selections
- 43 All-Big 12 accolades
- 53 Big 12 Players of the Week
- 4 Academic All-America selections
- 20 Academic All-District
- 112 Academic All-Big 12
- 15 AVCA Academic Team Awards

K-STATE AT A GLANCE

- K-State (12-9, 2-8 Big 12) went 0-2 last week after a pair of four-set losses last week: at Iowa State last Friday night and vs. Oklahoma last Wednesday at Ahearn Field House.
- Against the Cyclones, Sarah Dixon (43 assists, 10 digs) and Kylee Zumach (14 kills, 17 digs) each turned in double-doubles.
- Zumach leads the team with nine double-doubles this year while Dixon is second with eight.
- Junior Elle Sandbothe recorded 11 kills while hitting a career-best .647 (0 errors, 17 attacks) at Iowa State.
- Senior Alyssa Schultejans added 11 kills.
- Four Wildcats reached double-digit digs, led by senior libero Devan Fairfield's 19, her seventh straight match with at least 10 digs.
- K-State was held under a .200 team hitting percentage (.173) for the second straight match.
- The Cats' loss in Ames marked the 11th consecutive road loss in the series with Iowa State, dating back to 2007.

BIG 12 RANKS (OVERALL STATS)

| | |
|--|-------------------|
| Team | |
| Aces/set..... | 2nd (1.28) |
| Digs/set..... | 2nd (15.38) |
| Assists/set..... | 3rd (12.64) |
| Individual | |
| Sarah Dixon, 11.39 assists/set..... | 1st (14th nation) |
| Alyssa Schultejans, 0.33 aces/set..... | t-2nd |
| Macy Flowers, 1.40 blocks/set..... | 3rd |
| Devan Fairfield, 3.88 digs/set..... | 4th |
| Zsafia Gyimes, 0.29 aces/set..... | 4th |
| Elle Sandbothe, .340%..... | 4th |
| Kylee Zumach, 3.99 pts/set..... | 6th |
| Kylee Zumach, 3.52 kills/set..... | 6th |
| Peyton Williams, .309%..... | 9th |

BIG 12 RANKS (BIG 12 STATS)

| | |
|-------------------------------------|-------------|
| Team | |
| Aces/set..... | 2nd (1.18) |
| Digs/set..... | 3rd (15.77) |
| Individual | |
| Devan Fairfield, 4.26 digs/set..... | 3rd |
| Sarah Dixon, 10.95 assists/set..... | 3rd |
| Zsafia Gyimes, 0.28 aces/set..... | 4th |
| Elle Sandbothe, .326%..... | 5th |
| Macy Flowers, 1.13 blocks/set..... | 6th |

SCOUTING WEST VIRGINIA

- West Virginia (10-13, 2-8 Big 12) comes to Manhattan for its second meeting of the season after a three-set victory over K-State on Oct. 26 at WVU Coliseum.
- The Mountaineers enter Saturday having lost four of their last five after a four-set home loss to Kansas Wednesday night.
- WVU is 3-8 (2-5 away, 1-3 neutral) away from home this season and are 0-4 on the road in Big 12 play.
- Katelyn Evans leads the Mountaineers with 3.17 kills per set (10th in the Big 12) while Katie DeMeo is the team leader with 1.40 blocks a set (2nd in the Big 12).
- In conference-only matches, WVU ranks last in hitting percentage, kills/set, assists/set and digs/set.
- West Virginia and K-State own the bottom two spots in opponent hitting percentage in league play.

INSIDE THE SERIES

- K-State leads the all-time series with West Virginia, 8-5, going back to 2012 when WVU joined the Big 12.
- The Mountaineers have taken the last three meetings in the series, including a straight-set decision in Morgantown on Sept. 26.
- K-State's three-match skid to WVU is its longest in the series history.
- The Wildcats are 4-2 at Ahearn Field House vs. WVU, with the Mountaineers winning in three sets in their last trip in 2017.
- Head coach Suzie Fritz is 8-5 in her career against West Virginia and is 4-2 at home.

BY THE NUMBERS

- K-State is 12-0 this season when hitting at a higher efficiency than its opponent and are 9-0 when producing more kills.
- When holding its opponent to a .200 hitting percentage or lower, K-State is 8-0.
- Conversely, the Wildcats are 0-9 when trailing in attack percentage and 1-4 when being held under .200 as a team.
- The Cats have picked up five or more service aces 10 times this season and are 7-3 in those matches.
- The Wildcat defense has reached double-digit blocks six times this year, going 4-2 in such matches.
- Redshirt senior Kylee Zumach leads K-State with 14 matches with 10 or more kills, as the Cats are 10-4 when she reaches double figures and 4-2 with at least 15 kills.
- K-State and its opponents have each tallied exactly 1,299.0 total points this season.

QUICK SAND

- K-State middle blocker Elle Sandbothe has reached double-digit kills in four of the last five matches.
- Sandbothe registered 11 kills on 17 swings without an error for a career-high .647 hitting percentage Friday at Iowa State.
- The Lee's Summit product has at least five blocks in three of the last five matches.
- Sandbothe led the Cats with seven blocks last Wednesday against Oklahoma to go with 10 kills.
- She registered a career-best 12 kills while hitting .500 in the Cats' four-set win over rival Kansas on Oct. 17.
- Sandbothe has moved into fourth in overall matches and fifth in Big 12 play in hitting percentage.

SAY HEY KID

- In the first four starts of her K-State career, redshirt freshman outside hitter Brooke Heyne posted three matches with double-digit kills.
- Heyne produced a career-best 15 kills while hitting .467 at No. 24 Baylor on Oct. 20 on her way to being tabbed Big 12 Rookie of the Week.
- Over the last five matches, she has a team-high 3.19 kills per set while hitting .219 with 23 digs and five blocks.



NUMERICAL ROSTER

| No. | Name | Ht. | Pos. | Yr.-Exp. | Hometown (Last School) |
|-----|--------------------|------|-------|------------|--|
| 1 | Reilly Killeen | 5-4 | DS/L | SR-1L | Honolulu, Hawai'i (Arizona) |
| 2 | Elle Sandbothe | 6-0 | MB | JR-2L | Lee's Summit, Mo. (Lee's Summit West HS) |
| 3 | Alyssa Schultejans | 6-3 | OH | SR-3L | Silver Lake, Kan. (Silver Lake HS) |
| 4 | Sarah Dixon | 5-9 | S | JR (RS)-1L | Chino Hills, Calif. (Arizona) |
| 5 | Kayley Hollywood | 6-5 | MB | FR-HS | Sugar Land, Texas (Fort Bend Austin HS) |
| 6 | Jacque Smith | 5-7 | DS/L | FR (RS)-HS | Kansas City, Mo. (St. Teresa's Academy) |
| 7 | Kylee Zumach | 6-4 | OH | SR (RS)-4L | Buffalo, Minn. (Buffalo HS) |
| 8 | Kenzie Smith | 5-9 | S | FR-HS | Manhattan, Kan. (Manhattan HS) |
| 9 | Abigail Archibong | 6-1 | MB/OH | FR-HS | Shawnee, Kan. (Mill Valley HS) |
| 10 | Brooke Heyne | 5-11 | OH | FR (RS)-HS | Omaha, Neb. (Scutt Catholic HS) |
| 11 | Peyton Williams | 6-3 | MB | SO (RS)-1L | Topeka, Kan. (Cair Paravel Latin School) |
| 12 | Macy Flowers | 6-3 | MB | SR-3L | Chanute, Kan. (Chanute HS) |
| 14 | Megan Vernon | 6-2 | MB | FR (RS)-HS | Mississauga, Canada (St. Joan of Arc Catholic) |
| 15 | Holly Bonde | 6-2 | OH | FR-HS | Minooka, Ill. (Minooka Community HS) |
| 16 | Zsafia Gyimes | 6-1 | MB | SR-3L | Budapest, Hungary |
| 17 | Brynn Carlson | 6-4 | OH | SO-1L | Woodbury, Minn. (Cretin-Derham Hall HS) |
| 18 | Gloria Mutiri | 6-2 | OPP | FR-HS | Sand Springs, Okla. (Charles Page HS) |
| 20 | Mckenzi Weber | 5-7 | DS/L | JR-2L | Overland Park, Kan. (Bishop Miege) |
| 21 | Devan Fairfield | 5-7 | DS/L | SR (RS)-3L | Grain Valley, Mo. (Grain Valley HS) |

Head Coach: Suzie Fritz (Florida Atlantic, '94) -18th season

Associate Head Coach: Jeff Grove (Azusa Pacific, '91) - 20th season

Assistant Coach: Trent Sorensen (BYU, '08) - 4th season

Athletic Trainer: Emily Trausch (Nebraska Wesleyan, '10) - 5th season

Director of Operations: Diana Loomis (Manhattan Christian College) - 20th season

Volunteer Assistant: Ben Van Pelt - 1st season

Team Managers: MaKenzie Holcomb, Avery Noel

ROSTER BREAKDOWN

ALPHABETICAL

Archibong, Abigail (#9)
 Bonde, Holly (#15)
 Carlson, Brynn (#17)
 Dixon, Sarah (#4)
 Fairfield, Devan (#21)
 Flowers, Macy (#12)
 Gyimes, Zsafia (#16)
 Heyne, Brooke (#10)
 Hollywood, Kayley (#5)
 Killeen, Reilly (#1)
 Mutiri, Gloria (#18)
 Sandbothe, Elle (#2)
 Schultejans, Alyssa (#3)
 Smith, Jacque (#6)
 Smith, Kenzie (#8)
 Vernon, Megan (#14)
 Weber, Mckenzi (#20)
 Williams, Peyton (#11)
 Zumach, Kylee (#7)

BY CLASS

FRESHMEN: 8

Abigail Archibong (#9)
 Holly Bonde (#15)
 Brooke Heyne (#10)
 Kayley Hollywood (#5)
 Gloria Mutiri (#18)
 Jacque Smith (#6)
 Kenzie Smith (#8)
 Megan Vernon (#14)

SOPHOMORES: 2

Brynn Carlson (#17)
 Peyton Williams (#11)

JUNIORS: 3

Sarah Dixon (#4)
 Elle Sandbothe (#2)
 Mckenzi Weber (#20)

SENIORS: 6

Devan Fairfield (#21)
 Macy Flowers (#12)
 Zsafia Gyimes (#16)
 Reilly Killeen (#1)
 Alyssa Schultejans (#3)
 Kylee Zumach (#7)

BY STATE/COUNTRY

CALIFORNIA: 1

Sarah Dixon (#4)

CANADA: 1

Megan Vernon (#14)

HAWAII: 1

Reilly Killeen (#1)

HUNGARY: 1

Zsafia Gyimes (#16)

ILLINOIS: 1

Holly Bonde (#15)

KANSAS: 6

Abigail Archibong (#9)
 Macy Flowers (#12)
 Alyssa Schultejans (#3)
 Kenzie Smith (#8)
 Mckenzi Weber (#20)
 Peyton Williams (#11)

MINNESOTA: 2

Brynn Carlson (#17)
 Kylee Zumach (#7)

MISSOURI: 3

Devan Fairfield (#21)
 Elle Sandbothe (#2)
 Jacque Smith (#6)

NEBRASKA: 1

Brooke Heyne (#10)

OKLAHOMA: 1

Gloria Mutiri (#18)

TEXAS: 1

Kayley Hollywood (#5)

PRONUNCIATION GUIDE

HOLLY BONDE
 BON-DAY

Brooke HEYNE
 HEY-KNEE

ZSOFIA GYIMES
 Sophia GHEE-MESH

GLORIA MUTIRI
 MOO-TIER-EE

ELLE SANDBOTHE
 Eil-ee SAND-BOTH-EE

Alyssa SCHULTEJANS
 SHOE-LEE-AHNS

MCKENZIE WEBER
 WEBBER

Kylee ZUMACH
 ZOO-MOCK

2018 SEASON AWARDS

SARAH DIXON

Big 12 Offensive Player of the Week (Sept. 3)
 Big 12 Co-Offensive Player of the Week (Oct. 22)
 K-State Invitational All-Tournament (MVP)

BROOKE HEYNE

Big 12 Rookie of the Week (Oct. 22)

GLORIA MUTIRI

Big 12 Rookie of the Week (Sept. 17)

ELLE SANDBOTHE

Marcia E. Hamilton Classic All-Tournament

PEYTON WILLIAMS

K-State Invitational All-Tournament

KYLEE ZUMACH

Big 12 Offensive Player of the Week (Sept. 17)
 Big 12 Offensive Player of the Week (Aug. 27)
 Marcia E. Hamilton Classic All-Tournament

AVCA COACHES TOP 25 POLL

| Rk | Team (1st-Place Votes) | Pts. | Rec. | Prev |
|--------------------|------------------------|-------------|-------------|-----------|
| 1 | BYU (52) | 1587 | 22-0 | 1 |
| 2 | Stanford (12) | 1548 | 20-1 | 2 |
| 3 | Minnesota | 1473 | 18-2 | 3 |
| 4 | Illinois | 1385 | 20-3 | 6 |
| 5 | Wisconsin | 1309 | 16-4 | 7 |
| 6 | Texas | 1254 | 14-4 | 8 |
| 7 | Penn State | 1196 | 18-4 | 4 |
| 8 | Nebraska | 1102 | 16-6 | 9 |
| 9 | Creighton | 1057 | 20-4 | 10 |
| 10 | Pittsburgh | 1039 | 23-1 | 5 |
| 11 | Florida | 903 | 19-4 | 13 |
| 12 | Kentucky | 840 | 16-4 | 14 |
| 13 | Purdue | 813 | 19-4 | 17 |
| 14 | Michigan | 767 | 18-5 | 12 |
| 15 | Southern California | 673 | 16-7 | 15 |
| 16 | Oregon | 667 | 15-7 | 16 |
| 17 | Cal Poly | 640 | 19-2 | 11 |
| 18 | Washington State | 564 | 17-5 | 19 |
| 19 | Marquette | 504 | 20-5 | 18 |
| 20 | Missouri | 332 | 20-4 | 24 |
| 21 | Arizona | 249 | 17-7 | 23 |
| 22 | UCLA | 220 | 11-8 | 20 |
| 23 | UCF | 164 | 20-3 | 25 |
| 24 | Louisville | 107 | 17-6 | 22 |
| T-25 Northern Iowa | | 86 | 18-7 | NR |
| T-25 Tennessee | | 86 | 18-5 | NR |

Others receiving votes: Washington 81; Baylor 58; Utah 29; Colorado 20; San Diego 8; Kansas 6; Denver 5; Rice 2

Bold indicates 2018 K-State opponent



#1 REILLY KILLEEN

Sr. > DS/L > Honolulu, Hawai'i

- Appeared in every set this season (1 of 5 players)
- 2nd season at K-State (transfer from Arizona)
- Played every set at libero in 2017
- Led team in digs (412) and digs/set (3.55) last season
- Season-high 29 digs in 2017 (5 20-dig matches)
- Kinesiology major

#2 ELLE SANDBOTHE (SAND-BOTH-EE)

Jr. > MB > Lee's Summit, Mo.

- Career-high 10 blocks vs. Oregon State
- Named to all-tournament team at Marcia E. Hamilton Classic at Saint Louis (first career all-tournament team selection)
- Leads team in hitting percentage (4th in Big 12)
- Hit over .300 in four straight matches (8/31-9/4)
- Academic All-Big 12 First Team in 2017
- All-Big 12 Freshman Team in 2016
- Played for the U.S. Women's Junior National Team and won gold at the 2017 U20 Pan-Am Cup in Costa Rica
- Sister Taylor played at Ohio State and brother Garrett played basketball at Central Missouri
- Father Mike was a four-year starter in basketball at Missouri and mother Teri was four-time all-American at Missouri in track and field
- Human development and family science major

#3 ALYSSA SCHULTEJANS (SHOE-LEE-AHNS)

Sr. > OH > Silver Lake, Kan.

- Second on team with 21 service aces
- Tied career-high four aces twice this season
- Five matches with multiple aces and already has more aces (20) than 2016 and 2017 seasons combined (16)
- Only had four aces her junior season and 12 her sophomore year
- Third on team in kills/set with 2.30
- All-Big 12 Freshman Team in 2015
- Two-time Academic All-Big 12 First Team (2016-17)
- Finished 3rd on team in kills (203) and kills/set (2.31) in 2017
- Accounting major

#4 SARAH DIXON

Jr. (RS) > S > Chino Hills, Calif.

- Named Big 12 Offensive Player of the Week on Oct. 22 and Sept. 3
- Career-high 54 assists vs. Texas
- Selected MVP of K-State Invitational
- Second in Big 12 in assists/set at 11.53 (12th nation)
- 3rd season with K-State after transferring from Arizona (redshirted in 2016)
- 1 of 2 Wildcats to play every set in 2017
- Led team last year with 740 assists (6.38/set)
- Played 6-2 with fellow setter Brooke Smith last season
- Academic All-Big 12 First Team in 2017
- Communication sciences and disorders major

#5 KAYLEY HOLLYWOOD

Fr. > MB > Sugar Land, Texas

- Three-time first-team all-district at Fort Bend Austin HS
- 2017 district offensive player of the year
- Tabbed Senior Ace (top-250 recruit) by Prepvolleyball.com
- Expected to redshirt

#6 JACQUE SMITH

Fr. (RS) > DS/L > Kansas City, Mo.

- Redshirted in 2017
- Started season opener at Hawai'i and recorded a career-best seven digs
- Set single-season record with 545 digs her senior year at St. Teresa's Academy
- Selected to Missouri-Kansas All-Star Game
- Mother Sylvia played two years of junior college volleyball and cousin Elizabeth played four years at Truman State
- Kinesiology and nutrition major

#7 KYLEE ZUMACH (ZOO-MOCK)

Sr. (RS) > OH > Buffalo, Minn.

- Two-time Big 12 Offensive Player of the Week (Aug. 27, Sept. 17)
- Produced back-to-back matches with 20 kills and at least 10 digs (vs. Green Bay, Texas)
- Five straight matches with 10+ digs from Sept. 7-19
- Career-high 19 digs at Texas Tech
- Named to all-tournament team at Marcia E. Hamilton Classic at Saint Louis
- Fifth in Big 12 in kills/set and points/set
- Team-best 8 double-double this year (5 career entering 2018)
- Big 12's active career leader with 1,271 career kills
- Currently second on K-State's career kills list (rally scoring)
- 2014 AVCA Freshman All-America
- 5th Wildcat in the rally-scoring era to join 1,000-kill club
- Entered season 6th in K-State's career kills list (rally-scoring era)
- 1 of 2 Cats to play in every set in 2017
- Redshirted in 2015 after tearing ACL in second match of season
- Set freshman record with 412 kills in 2014
- Career-high 30 aces to lead team in 2017
- Graduated with bachelor's degree in family studies and human services
- Sister Kari is a freshman right-side hitter at Creighton
- Currently enrolled in graduate school in academic advising

#8 KENZIE SMITH

Fr. > S > Manhattan, Kan.

- Walk-on setter that joined team in summer
- Three-year letterwinner at Manhattan HS, helping team to state tournament all three years
- Single-season program record with 983 assists her senior year
- Both parents attended K-State
- Father Michael played football at K-State and is currently the wide receivers coach at Kentucky
- Sister Kylie played softball at Arkansas
- Communications major

#9 ABIGAIL ARCHIBONG

Fr. > OH/MB > Shawnee, Kan.

- Graduated high school early and joined program in spring of 2018
- Three-year letterwinner at Mill Valley HS while also lettering in track & field
- Voted offensive player of the year and best teammate in high school
- Expected to redshirt
- Chemistry major

#10 BROOKE HEYNE (HEY-KNEE)

Fr. > OH > Omaha, Neb.

- Redshirted in 2017
- Started last four matches
- Career-high 15 kills at Baylor and was named Big 12 Rookie of the Week on Oct. 17
- Named 2016-17 Gatorade Nebraska Volleyball Player of the Year
- Voted NHSCA Senior Volleyball Player of the Year
- Led Skutt Catholic HS to perfect 44-0 record and second straight state title and No. 2 national ranking her senior year
- Under Armour Third-Team All-America
- MaxPreps First Team All-America
- Co-Captain of All-Nebraska Team
- Kinesiology and nutrition major

#11 PEYTON WILLIAMS

So. (RS) > MB > Topeka, Kan.

- Named to K-State Invitational all-tournament team
- Second on team in hitting percentage
- All-Big 12 Freshman Team in 2017
- Member of K-State's women's basketball team (14.7 ppg, 7.1 rpg in 2017-18)



- Academic All-Big 12 First Team in 2017
- Led team with .309 hitting percentage in 2017 (7th in Big 12)
- First freshman to finish season in the Big 12's top 10 in efficiency under Suzie Fritz
- 10 times she hit .400 or higher in a match (led team) in 2017, most by a Wildcat since 2013
- First Wildcat to be named Big 12 Freshman of the Week in both volleyball and basketball
- Anthropology major

#12 MACY FLOWERS

Sr. > MB > Chanute, Kan.

- Leads team with 67 blocks and 1.40 blocks/set
- Season-high 10 blocks at Texas Tech
- Set career highs in block assists, total blocks, blocks/set, kills and points in 2017
- Led or tied for the team lead in blocks 14 times last year, including each of the final 7 matches of the year (career-long streak)
- Career-high 13 blocks at Texas Tech (10/28/17) for only 10-block match by a Wildcat last season
- Two-time Academic All-Big 12 First Team (2016-17)
- Both parents graduated from K-State
- Animal sciences and industry/pre-veterinarian major

#14 MEGAN VERNON

Fr. (RS) > MB > Mississauga, Ontario

- Redshirted in 2017
- Registered first career kill vs. Green Bay
- First-ever Canadian K-State volleyball signee
- Named female athlete of the year at her high school her freshman and sophomore years
- MVP of her volleyball team her junior season
- Two-time regional high jump champion in track and field

#15 HOLLY BONDE (BON-DAY)

Fr. > OH/OPP > Minooka, Ill.

- Led her high school team to back-to-back state runner-up finishes
- All-state honorable mention
- Averaged over 3.00 kills/set and hit over .450 her senior year
- Expected to redshirt
- Open option major

#16 ZSOFIA GYIMES (SOPHIA GHEE-MESH)

Sr. > MB > Budapest, Hungary

- Primarily used as a serving specialist this season, she is team leader with 22 aces
- 22 aces are already a career high for a single season
- Picked up at least one ace in last four matches
- Three matches with multiple aces (three multi-ace matches in her career entering 2018)
- Played a career-high 52 sets this season
- Career-high 4 aces twice this season (vs. Missouri State, at Texas Tech)
- Two-time Academic All-Big 12 First Team (2016-17)
- 2014 Hungarian Junior Female Player of the Year
- Competed for Hungary in the 2014 CEV U19 Volleyball European Championship
- 4th Hungarian to play for the Wildcats
- Management major

#17 BRYNN CARLSON

So. > OH > Woodbury, Minn.

- Academic All-Big 12 Rookie Team last season
- Named to Beaver State Classic All-Tournament team in 2017
- Career-high 15 kills vs. UMKC in 2017
- Father Marc played basketball at Iowa State
- Twice named all-state and recorded 1,135 kills in high school
- Dietetics major

#18 GLORIA MUTIRI (MOO-TIER-EE)

Fr. > OPP > Sand Springs, Okla.

- Big 12 Rookie of the Week (Sept. 17)
- Second on team in kills and kills per set
- Two double-doubles this season
- Played all six rotations during K-State Invitational for first time of career
- Graduated high school early and joined program in the spring of 2018
- Participated in the 2018 USA Volleyball High Performance Championships in Tulsa, Okla., helping Team USA win gold
- Second Team Under Armour All-America
- Voted Tulsa World Volleyball Player of the Year
- Leading scorer for Charles Page HS all four year and averaged 4.50 kills/set her senior year
- Journalism and mass communications major

#20 MCKENZI WEBER (WEBBER)

Jr. > DS/L > Overland Park, Kan.

- Played five sets this season (5 digs)
- Appeared in 5 sets in first two seasons (3 digs)
- Father Stan played quarterback for K-State and is current radio analyst for the Wildcats
- Brother Stanton played football for head coach Bill Snyder and is currently a graduate assistant on his staff
- Brother Landry is a redshirt freshman receiver for the Wildcats
- Bakery science and management major

#21 DEVAN FAIRFIELD

Sr. (RS) > DS/L > Grain Valley, Mo.

- Played libero in every match this season
- Team leader in digs and digs per set
- Career-high 26 digs at Texas Tech
- Career-best 14 matches with 10+ digs this season
- Three-time Academic All-Big 12 Second Team (2015-17)
- Recorded at least 165 digs in each of her three seasons
- Helped Grain Valley HS reach state tournament three straight years
- Named All-Missouri Class 3 Second Team in 2013
- Elementary education major

TEAM NOTES

- Had three matches cancelled this season due to weather: vs. UCLA, Gonzaga at the Rainbow Wahine Classic due to Hurricane Lane and at Minnesota due to heat and humidity inside Maturi Pavilion.
- K-State has received votes in the AVCA Top 25 Poll in four different weeks
- Two victories over ranked teams: No. 22 Kansas and at No. 24 Baylor
- 12 wins surpasses 2017 win total



2018 RESULTS

Overall: 12-9 | Conference: 2-8 | Home: 5-4 | Away: 5-4 | Neutral: 2-1 | Sets: 44-32 | 3-Sets: 7-3 | 4-Sets: 5-4 | 5-Sets: 0-2

| Date | K-State Rank | Opp. Rank | Opponent | W/L | Result | Score by Game | Time | Att. |
|---|--------------|-----------|--------------------------|-----|--------|-----------------------------------|------|-------|
| Hawaiian Airlines Rainbow Wahine Classic (Honolulu, Hawaii) | | | | | | | | |
| Aug. 24 | | 11 | vs. UCLA (Cancelled) | -- | -- | -- | -- | -- |
| Aug. 25 | | RV | at Hawai'i | W | 3-0 | 25-21, 29-27, 25-20 | 1:43 | 0 |
| Aug. 26 | | RV | at Hawai'i | W | 3-0 | 25-21, 27-25, 25-19 | 1:46 | 5,714 |
| Aug. 26 | | | vs. Gonzaga (Cancelled) | -- | -- | -- | -- | -- |
| Marcia E. Hamilton Classic (St. Louis, Mo.) | | | | | | | | |
| Aug. 31 | | RV | vs. Marquette | L | 0-3 | 22-25, 19-25, 22-25 | 1:34 | 100 |
| Sept. 1 | | | at Saint Louis | W | 3-1 | 25-18, 25-19, 20-25, 25-19 | 1:47 | 250 |
| | | | vs. Western Kentucky | W | 3-1 | 25-18, 25-22, 26-28, 25-17 | 2:00 | 242 |
| Sept. 4 | | | MISSOURI STATE | W | 3-0 | 25-18, 26-24, 25-8 | 1:35 | 842 |
| K-State Invitational (Ahearn Field House - Manhattan, Kan.) | | | | | | | | |
| Sept. 7 | | | NORTH TEXAS | W | 3-0 | 25-18, 25-18, 25-21 | 1:22 | 721 |
| Sept. 8 | | RV | OREGON STATE | W | 3-1 | 20-25, 25-22, 25-23, 25-22 | 2:08 | 1,155 |
| | | | OMAHA | W | 3-0 | 25-11, 26-24, 25-22 | 1:30 | 1,144 |
| Sept. 11 | RV | | at UMKC | W | 3-0 | 25-20, 25-16, 25-22 | 1:25 | 850 |
| Gopher Fall Classic (Minneapolis, Minn.) | | | | | | | | |
| Sept. 14 | RV | | vs. Green Bay | W | 3-1 | 25-21, 25-15, 23-25, 25-12 | 2:00 | 150 |
| Sept. 15 | RV | 7 | at Minnesota (Cancelled) | -- | -- | -- | -- | -- |
| Sept. 19 | RV | 5 | TEXAS* | L | 2-3 | 26-24, 19-25, 17-25, 25-18, 17-19 | 2:35 | 1,061 |
| Sept. 21 | RV | | at Oklahoma* | L | 0-3 | 19-25, 19-25, 21-25 | 1:38 | 588 |
| Sept. 26 | RV | | at West Virginia* | L | 0-3 | 21-25, 15-25, 17-25 | 1:33 | 659 |
| Sept. 29 | RV | | TCU* | L | 1-3 | 22-25, 25-18, 12-25, 22-25 | 2:04 | 2,325 |
| Oct. 3 | | RV | at Texas Tech* | L | 2-3 | 27-25, 20-25, 25-19, 21-25, 11-15 | 2:17 | 1,012 |
| Oct. 10 | | | IOWA STATE* | L | 1-3 | 19-25, 23-25, 25-21, 16-25 | 2:00 | 1,317 |
| Oct. 17 | | 22 | KU* | W | 3-1 | 25-19, 23-25, 25-21, 27-25 | 2:31 | 2,013 |
| Oct. 20 | | 24 | at Baylor* | W | 3-0 | 25-23, 27-25, 28-26 | 1:46 | 768 |
| Oct. 24 | RV | | OKLAHOMA* | L | 1-3 | 23-25, 17-25, 25-23, 19-25 | 2:00 | 1,157 |
| Oct. 26 | RV | | at Iowa State* | L | 1-3 | 15-25, 25-21, 24-26, 15-25 | 2:09 | 2,882 |
| Nov. 3 | | | WEST VIRGINIA* | | | | | |
| Nov. 7 | | | at Texas* | | | | | |
| Nov. 10 | | | BAYLOR* | | | | | |
| Nov. 14 | | | at KU* | | | | | |
| Nov. 17 | | | TEXAS TECH* | | | | | |
| Nov. 21 | | | at TCU* | | | | | |

* Big 12 Match

K-STATE AND OPPONENT THREE-SET MATCH HIGHS

| K-State | Individual | Opponent | Individual |
|--|---------------------------------------|---|-----------------------------------|
| Kills 54, at Baylor (10/20) | 19, Zumach, at Hawai'i (8/25) | Kills 54, Baylor (10/20) | 22, Pressley, Baylor (10/20) |
| Attacks 135, 2x, at Baylor (10/20) | 44, Zumach, at Hawai'i (8/25) | Attacks 133, Baylor (10/20) | 52, Pressley, Baylor (10/20) |
| Hitting % .417, at UMKC (9/11) | .571, Flowers, North Texas (9/7) | Hitting % .309, Oklahoma (9/21) | .647, Levak, West Virginia (9/26) |
| Assists 51, at Baylor (10/20) | 47, Dixon, at Baylor (10/20) | Assists 52, Baylor (10/20) | 41, McLaughlin, Oklahoma (9/21) |
| Aces 9, Missouri St. (9/4) | 4, 2x, Schultejeans, Omaha (9/8) | Aces 9, West Virginia (9/26) | 3, Jordan/Zerwas, WVU (9/26) |
| Digs 56, 2x, at Baylor (10/20) | 16, 2x, Fairfield, at Oklahoma (9/21) | Digs 61, Hawai'i (8/26) | 23, Kinley, Oklahoma (9/21) |
| Solo Blocks 3, vs. Marquette (8/31) | 2, Sandbothe, at Baylor (10/20) | Solo Blocks 2, Hawai'i (8/25) | 2, Gaskin, Hawai'i (8/25) |
| Block Assists 22, at Hawai'i (8/26) | 8, Flowers, Omaha (9/8) | Block Assists 22, West Virginia (9/26) | 8, DeMeo, West Virginia (9/26) |

K-STATE AND OPPONENT FOUR-SET MATCH HIGHS

| K-State | Individual | Opponent | Individual |
|---|--|---|----------------------------------|
| Kills 61, KU (10/17) | 20, Zumach, vs. Green Bay (9/14) | Kills 67, Iowa State (10/26) | 21, McCall, TCU (9/29) |
| Attacks 167, Oklahoma (10/24) | 43, Zumach, at Iowa State (10/26) | Attacks 170, Green Bay (9/14) | 57, Enneking, Oklahoma (10/24) |
| Hitting % .318, at Saint Louis (9/1) | .647, Sandbothe, at Iowa State (10/26) | Hitting % .379, Iowa State (10/10) | .625, Lazard, Iowa State (10/10) |
| Assists 57, KU (10/17) | 53, Dixon, KU (10/17) | Assists 61, Iowa State (10/26) | 54, Mauck, Iowa State (10/26) |
| Aces 10, KU (10/17) | 3, 5x, Killeen, Oklahoma (10/24) | Aces 7, Saint Louis (9/1) | 2, 9x, Baker/MacLean, TCU (9/29) |
| Digs 77, vs. Green Bay (9/14) | 21, Fairfield, KU (10/17) | Digs 80, Green Bay (9/14) | 24, Kinley, Oklahoma (10/24) |
| Solo Blocks 3, TCU (9/29) | 3, Flowers, TCU (9/29) | Block Solos 3, KU (10/17) | 3, Hill, KU (10/17) |
| Block Assists 28, Oregon State (9/7) | 10, Sandbothe, Oregon State (9/7) | Block Assists 38, Oklahoma (10/24) | 10, Kadiku, Oklahoma (10/24) |

K-STATE AND OPPONENT FIVE-SET MATCH HIGHS

| K-State | Individual | Opponent | Individual |
|---|-----------------------------------|---------------------------------------|--|
| Kills 66, Texas (9/19) | 20, Zumach, Texas (9/19) | Kills 77, Texas (9/19) | 23, Kanas, Texas Tech (10/3) |
| Attacks 184, at Texas Tech (10/3) | 54, Schultejeans, Texas (9/19) | Attacks 204, Texas Tech (10/3) | 48, Hill, Texas Tech (10/3) |
| Hitting % .244, Texas (9/19) | .323, Mutiri, Texas (9/19) | Hitting % .346, Texas (9/19) | .667, Johnson, Texas (9/19) |
| Assists 62, Texas (9/19) | 54, Dixon, Texas (9/19) | Assists 71, Texas (9/19) | 62, Shook, Texas (9/19) |
| Aces 8, Texas (9/19) | 4, Gyimes, at Texas Tech (10/3) | Aces 5, Texas Tech (10/3) | 2, Hill/White, Texas Tech (10/3) |
| Digs 91, at Texas Tech (10/3) | 26, at Texas Tech (10/3) | Digs 93, Texas Tech (10/3) | 23, Rittmann/Solano, Texas Tech (10/3) |
| Solo Blocks 1, Texas (9/19) | 1, Zumach, Texas (9/19) | Block Solos 2, Texas (9/19) | 1, 3x, Keenan, Texas Tech (10/3) |
| Block Assists 30, at Texas Tech (10/3) | 10, Flowers, at Texas Tech (10/3) | Block Assists 20, Texas (9/19) | 6, Butler, Texas (9/19) |



2018 OVERALL STATS

Overall: 12-9 | Conference: 2-8 | Home: 5-4 | Away: 5-4 | Neutral: 2-1

| ## | NAME | SP | MP-MS | ATTACK | | | TA | PCT | A | SET | SA | SERVE | SE |
|---------------------|---------------------|-----------|--------------|-------------|--------------|------------|-------------|-------------|------------|--------------|-----------|-------------|------------|
| | | | | K | K/SET | E | | | | A/SET | | SA/SET | |
| 7 | Zumach, Kylee | 75 | 21-21 | 264 | 3.52 | 98 | 715 | .232 | 17 | 0.23 | 9 | 0.12 | 19 |
| 18 | Mutiri, Gloria | 76 | 21-20 | 219 | 2.88 | 68 | 569 | .265 | 3 | 0.04 | 10 | 0.13 | 19 |
| 3 | Schultejans, Alyssa | 63 | 20-8 | 146 | 2.32 | 60 | 454 | .189 | 5 | 0.08 | 21 | 0.33 | 14 |
| 2 | Sandbothe, Elle | 55 | 16-16 | 121 | 2.20 | 30 | 268 | .340 | 5 | 0.09 | 0 | 0.00 | 0 |
| 11 | Williams, Peyton | 57 | 19-13 | 115 | 2.02 | 33 | 265 | .309 | 2 | 0.04 | 5 | 0.09 | 8 |
| 12 | Flowers, Macy | 48 | 16-13 | 69 | 1.44 | 24 | 188 | .239 | 5 | 0.10 | 3 | 0.06 | 11 |
| 10 | Heyne, Brooke | 21 | 9-4 | 55 | 2.62 | 22 | 156 | .212 | 0 | 0.00 | 0 | 0.00 | 2 |
| 17 | Carlson, Brynn | 13 | 8-0 | 18 | 1.38 | 13 | 80 | .062 | 0 | 0.00 | 0 | 0.00 | 1 |
| 4 | Dixon, Sarah | 76 | 21-21 | 17 | 0.22 | 11 | 92 | .065 | 866 | 11.39 | 14 | 0.18 | 17 |
| 16 | Gyimes, Zsafia | 76 | 21-0 | 3 | 0.04 | 2 | 8 | .125 | 2 | 0.03 | 22 | 0.29 | 30 |
| 21 | Fairfield, Devan | 76 | 21-0 | 3 | 0.04 | 0 | 3 | 1.000 | 39 | 0.51 | 3 | 0.04 | 6 |
| 14 | Vernon, Megan | 1 | 1-0 | 1 | 1.00 | 0 | 1 | 1.000 | 0 | 0.00 | 0 | 0.00 | 0 |
| 1 | Killeen, Reilly | 76 | 21-9 | 1 | 0.01 | 1 | 4 | .000 | 15 | 0.20 | 9 | 0.12 | 13 |
| 6 | Smith, Jacque | 40 | 19-1 | 0 | 0.00 | 0 | 1 | .000 | 2 | 0.05 | 1 | 0.03 | 2 |
| 20 | Weber, Mckenzi | 5 | 4-0 | 0 | 0.00 | 0 | 0 | .000 | 0 | 0.00 | 0 | 0.00 | 1 |
| K-STATE..... | | 76 | 21-21 | 1032 | 13.58 | 362 | 2804 | .239 | 961 | 12.64 | 97 | 1.28 | 143 |
| Opponents..... | | 76 | 21-21 | 1056 | 13.89 | 425 | 2840 | .222 | 991 | 13.04 | 75 | 0.99 | 146 |

| ## | NAME | S | RE | DIG | | BLOCKING | | | BLK/S | BE | BHE | POINTS | PTS/SET |
|---------------------|---------------------|-----------|-----------|-------------|--------------|-----------|------------|--------------|-------------|-----------|-----------|---------------|--------------|
| | | | | DIG | DIG/S | BS | BA | TOTAL | | | | | |
| 7 | Zumach, Kylee | 75 | 26 | 223 | 2.97 | 7 | 39 | 46 | 0.61 | 3 | 1 | 299.5 | 3.99 |
| 18 | Mutiri, Gloria | 76 | 1 | 154 | 2.03 | 1 | 51 | 52 | 0.68 | 4 | 1 | 255.5 | 3.36 |
| 3 | Schultejans, Alyssa | 63 | 8 | 43 | 0.68 | 1 | 26 | 27 | 0.43 | 2 | 0 | 181.0 | 2.87 |
| 2 | Sandbothe, Elle | 55 | 0 | 14 | 0.25 | 5 | 50 | 55 | 1.00 | 8 | 2 | 151.0 | 2.75 |
| 11 | Williams, Peyton | 57 | 1 | 28 | 0.49 | 1 | 34 | 35 | 0.61 | 1 | 0 | 138.0 | 2.42 |
| 12 | Flowers, Macy | 48 | 0 | 24 | 0.50 | 6 | 61 | 67 | 1.40 | 7 | 0 | 108.5 | 2.26 |
| 10 | Heyne, Brooke | 21 | 0 | 27 | 1.29 | 0 | 5 | 5 | 0.24 | 0 | 0 | 57.5 | 2.74 |
| 17 | Carlson, Brynn | 13 | 2 | 5 | 0.38 | 2 | 2 | 4 | 0.31 | 1 | 0 | 21.0 | 1.62 |
| 4 | Dixon, Sarah | 76 | 1 | 187 | 2.46 | 0 | 24 | 24 | 0.32 | 4 | 24 | 43.0 | 0.57 |
| 16 | Gyimes, Zsafia | 76 | 0 | 19 | 0.25 | 0 | 2 | 2 | 0.03 | 1 | 0 | 26.0 | 0.34 |
| 21 | Fairfield, Devan | 76 | 14 | 295 | 3.88 | 0 | 0 | 0 | 0.00 | 0 | 0 | 6.0 | 0.08 |
| 14 | Vernon, Megan | 1 | 0 | 0 | 0.00 | 0 | 0 | 0 | 0.00 | 0 | 0 | 1.0 | 1.00 |
| 1 | Killeen, Reilly | 76 | 8 | 113 | 1.49 | 0 | 0 | 0 | 0.00 | 0 | 0 | 10.0 | 0.13 |
| 20 | Weber, Mckenzi | 5 | 2 | 5 | 1.00 | 0 | 0 | 0 | 0.00 | 0 | 0 | 0.0 | 0.00 |
| 6 | Smith, Jacque | 40 | 1 | 32 | 0.80 | 0 | 0 | 0 | 0.00 | 0 | 0 | 1.0 | 0.03 |
| TEAM | | | 11 | | | | | | | | | | |
| K-STATE..... | | 76 | 75 | 1169 | 15.38 | 23 | 294 | 170.0 | 2.24 | 31 | 28 | 1299.0 | 17.09 |
| Opponents..... | | 76 | 97 | 1196 | 15.74 | 20 | 296 | 168.0 | 2.21 | 50 | 16 | 1299.0 | 17.09 |

TEAM STATISTICS

| | K-STATE | OPP |
|----------------------|---------|--------|
| ATTACK | | |
| Kills | 1032 | 1056 |
| Errors | 362 | 425 |
| Total Attacks | 2804 | 2840 |
| Attack Pct | .239 | .222 |
| Kills/Set | 13.6 | 13.9 |
| SET | | |
| Assists | 961 | 991 |
| Assists/Set | 12.6 | 13.0 |
| SERVE | | |
| Aces | 97 | 75 |
| Errors | 143 | 146 |
| Aces/Set | 1.3 | 1.0 |
| SERVE RECEPTIONS | | |
| Errors | 75 | 97 |
| Errors/Set | 1.0 | 1.3 |
| DEFENSE | | |
| Digs | 1169 | 1196 |
| Digs/Set | 15.4 | 15.7 |
| BLOCKING | | |
| Block Solo | 23 | 20 |
| Block Assist | 294 | 296 |
| Total Blocks | 170.0 | 168.0 |
| Blocks/Set | 2.2 | 2.2 |
| Block Errors | 31 | 50 |
| Ball handling errors | 28 | 16 |
| ATTENDANCE | | |
| Total | 11735 | 12723 |
| Dates/Avg Per Date | 9/1304 | 9/1414 |
| Neutral site #/Avg | 3/164 | |
| Current win streak | 0 | - |
| Home win streak | 0 | - |

TEAM BY SET

| MATCH WINS BY #SETS | 1 | 2 | 3 | 4 | 5 | TOTAL |
|---------------------|-----|-----|-----|-----|----|-------|
| K-State | 0 | 0 | 7 | 5 | 0 | 12 |
| Opponents | 0 | 0 | 3 | 4 | 2 | 9 |
| | | | | | | |
| SETS WON BY SET | 1 | 2 | 3 | 4 | 5 | TOTAL |
| K-State | 13 | 13 | 12 | 6 | 0 | 44 |
| Opponents | 8 | 8 | 9 | 5 | 2 | 32 |
| | | | | | | |
| POINTS BY SET | 1 | 2 | 3 | 4 | 5 | TOTAL |
| K-State | 489 | 490 | 485 | 245 | 28 | 1737 |
| Opponents | 457 | 476 | 474 | 238 | 34 | 1679 |



2018 BIG 12 STATS

Overall: 2-8 | Home: 1-4 | Away: 1-4

| ## | NAME | SP | MP-MS | ATTACK | | | TA | PCT | A | SET | SA | SERVE | SE |
|---------------------|---------------------|-----------|--------------|------------|--------------|------------|-------------|-------------|------------|--------------|-----------|-------------|-----------|
| | | | | K | K/SET | E | | | | A/SET | | SA/SET | |
| 18 | Mutiri, Gloria | 39 | 10-10 | 112 | 2.87 | 37 | 315 | .238 | 1 | 0.03 | 7 | 0.18 | 8 |
| 7 | Zumach, Kylee | 39 | 10-10 | 112 | 2.87 | 59 | 359 | .148 | 9 | 0.23 | 4 | 0.10 | 6 |
| 11 | Williams, Peyton | 32 | 10-8 | 65 | 2.03 | 22 | 155 | .277 | 1 | 0.03 | 4 | 0.12 | 6 |
| 3 | Schultejans, Alyssa | 29 | 9-3 | 60 | 2.07 | 25 | 220 | .159 | 1 | 0.03 | 3 | 0.10 | 7 |
| 2 | Sandbothe, Elle | 27 | 7-7 | 59 | 2.19 | 16 | 132 | .326 | 3 | 0.11 | 0 | 0.00 | 0 |
| 10 | Heyne, Brooke | 17 | 6-4 | 52 | 3.06 | 19 | 148 | .223 | 0 | 0.00 | 0 | 0.00 | 0 |
| 12 | Flowers, Macy | 23 | 6-5 | 23 | 1.00 | 11 | 75 | .160 | 0 | 0.00 | 1 | 0.04 | 5 |
| 4 | Dixon, Sarah | 39 | 10-10 | 9 | 0.23 | 7 | 45 | .044 | 427 | 10.95 | 7 | 0.18 | 8 |
| 17 | Carlson, Brynn | 2 | 2-0 | 5 | 2.50 | 3 | 18 | .111 | 0 | 0.00 | 0 | 0.00 | 0 |
| 21 | Fairfield, Devan | 39 | 10-0 | 2 | 0.05 | 0 | 2 | 1.000 | 19 | 0.49 | 3 | 0.08 | 4 |
| 1 | Killeen, Reilly | 39 | 10-3 | 1 | 0.03 | 0 | 3 | .333 | 7 | 0.18 | 6 | 0.15 | 8 |
| 20 | Weber, Mckenzi | 1 | 1-0 | 0 | 0.00 | 0 | 0 | .000 | 0 | 0.00 | 0 | 0.00 | 0 |
| 16 | Gyimes, Zsafia | 39 | 10-0 | 0 | 0.00 | 0 | 0 | .000 | 0 | 0.00 | 11 | 0.28 | 14 |
| 6 | Smith, Jacque | 20 | 9-0 | 0 | 0.00 | 0 | 1 | .000 | 1 | 0.05 | 0 | 0.00 | 0 |
| K-STATE..... | | 39 | 10-10 | 500 | 12.82 | 199 | 1473 | .204 | 469 | 12.03 | 46 | 1.18 | 66 |
| Opponents..... | | 39 | 10-10 | 587 | 15.05 | 189 | 1474 | .270 | 542 | 13.90 | 37 | 0.95 | 72 |

| ## | NAME | S | RE | DIG | | BLOCKING | | | BLK/S | BE | BHE | POINTS | PTS/SET |
|----------------|---------------------|-----------|-----------|------------|--------------|-----------|------------|-------------|-------------|-----------|-----------|--------------|--------------|
| | | | | DIG | DIG/S | BS | BA | TOTAL | | | | | |
| 7 | Zumach, Kylee | 39 | 9 | 116 | 2.97 | 3 | 16 | 19 | 0.49 | 2 | 1 | 127.0 | 3.26 |
| 18 | Mutiri, Gloria | 39 | 1 | 83 | 2.13 | 1 | 21 | 22 | 0.56 | 1 | 1 | 130.5 | 3.35 |
| 11 | Williams, Peyton | 32 | 1 | 17 | 0.53 | 1 | 17 | 18 | 0.56 | 1 | 0 | 78.5 | 2.45 |
| 3 | Schultejans, Alyssa | 29 | 3 | 19 | 0.66 | 0 | 8 | 8 | 0.28 | 1 | 0 | 67.0 | 2.31 |
| 2 | Sandbothe, Elle | 27 | 0 | 6 | 0.22 | 3 | 21 | 24 | 0.89 | 5 | 2 | 72.5 | 2.69 |
| 10 | Heyne, Brooke | 17 | 0 | 24 | 1.41 | 0 | 5 | 5 | 0.29 | 0 | 0 | 54.5 | 3.21 |
| 12 | Flowers, Macy | 23 | 0 | 10 | 0.43 | 4 | 22 | 26 | 1.13 | 4 | 0 | 39.0 | 1.70 |
| 4 | Dixon, Sarah | 39 | 0 | 94 | 2.41 | 0 | 10 | 10 | 0.26 | 2 | 17 | 21.0 | 0.54 |
| 17 | Carlson, Brynn | 2 | 0 | 0 | 0.00 | 0 | 0 | 0 | 0.00 | 0 | 0 | 5.0 | 2.50 |
| 21 | Fairfield, Devan | 39 | 7 | 166 | 4.26 | 0 | 0 | 0 | 0.00 | 0 | 0 | 5.0 | 0.13 |
| 1 | Killeen, Reilly | 39 | 5 | 60 | 1.54 | 0 | 0 | 0 | 0.00 | 0 | 0 | 7.0 | 0.18 |
| 6 | Smith, Jacque | 20 | 1 | 9 | 0.45 | 0 | 0 | 0 | 0.00 | 0 | 0 | 0.0 | 0.00 |
| 16 | Gyimes, Zsafia | 39 | 0 | 11 | 0.28 | 0 | 0 | 0 | 0.00 | 1 | 0 | 11.0 | 0.28 |
| 20 | Weber, Mckenzi | 1 | 1 | 0 | 0.00 | 0 | 0 | 0 | 0.00 | 0 | 0 | 0.0 | 0.00 |
| TEAM | | 39 | 37 | 615 | 15.77 | 12 | 120 | 72.0 | 1.85 | 17 | 21 | 618.0 | 15.85 |
| Opponents..... | | 39 | 46 | 646 | 16.56 | 11 | 194 | 108.0 | 2.77 | 33 | 9 | 732.0 | 18.77 |

TEAM STATISTICS

| | K-STATE | OPP |
|----------------------|---------|--------|
| ATTACK | | |
| Kills | 500 | 587 |
| Errors | 199 | 189 |
| Total Attacks | 1473 | 1474 |
| Attack Pct | .204 | .270 |
| Kills/Set | 12.8 | 15.1 |
| SET | | |
| Assists | 469 | 542 |
| Assists/Set | 12.0 | 13.9 |
| SERVE | | |
| Aces | 46 | 37 |
| Errors | 66 | 72 |
| Aces/Set | 1.2 | 0.9 |
| SERVE RECEPTIONS | | |
| Errors | 37 | 46 |
| Errors/Set | 0.9 | 1.2 |
| DEFENSE | | |
| Digs | 615 | 646 |
| Digs/Set | 15.8 | 16.6 |
| BLOCKING | | |
| Block Solo | 12 | 11 |
| Block Assist | 120 | 194 |
| Total Blocks | 72.0 | 108.0 |
| Blocks/Set | 1.8 | 2.8 |
| Block Errors | 17 | 33 |
| Ball handling errors | 21 | 9 |
| ATTENDANCE | | |
| Total | 7873 | 5909 |
| Dates/Avg Per Date | 5/1575 | 5/1182 |
| Neutral site #/Avg | 0/0 | |
| Current win streak | 0 | - |
| Home win streak | 0 | - |

TEAM BY SET

| MATCH WINS BY SETS | 1 | 2 | 3 | 4 | 5 | TOTAL |
|--------------------|-----|-----|-----|-----|----|-------|
| K-State | 0 | 0 | 1 | 1 | 0 | 2 |
| Opponents | 0 | 0 | 2 | 4 | 2 | 8 |
| SETS WON BY SET | 1 | 2 | 3 | 4 | 5 | TOTAL |
| K-State | 4 | 3 | 5 | 2 | 0 | 14 |
| Opponents | 6 | 7 | 5 | 5 | 2 | 25 |
| POINTS BY SET | 1 | 2 | 3 | 4 | 5 | TOTAL |
| K-State | 222 | 213 | 219 | 145 | 28 | 827 |
| Opponents | 241 | 239 | 236 | 168 | 34 | 918 |



2018 HOME STATS

Home: 5-4 | Conference: 1-4

| # | PLAYER | ATTACK | | | | | SET | | SERVE | | | | DIG | | BLOCKING | | | | | POINTS | | |
|----------------|---------------------|--------|-----|-------|-----|------|--------|-----|-------|----|------|------|-----|-----|----------|----|-----|------|-------|--------|----|-------|
| | | S | K | K/S | E | TA | PCT | A | A/S | SA | SA/S | SE | RE | DIG | DIG/S | BS | BA | TOT | BLK/S | | BE | BHE |
| 7 | Zumach, Kylee | 34 | 100 | 2.94 | 53 | 290 | .162 | 5 | 0.15 | 5 | 6 | 0.15 | 11 | 89 | 2.62 | 4 | 15 | 19 | 0.56 | 1 | 1 | 116.5 |
| 18 | Mutiri, Gloria | 34 | 100 | 2.94 | 35 | 240 | .271 | 1 | 0.03 | 4 | 9 | 0.12 | 1 | 67 | 1.97 | 0 | 23 | 23 | 0.68 | 0 | 1 | 115.5 |
| 3 | Schultejans, Alyssa | 26 | 63 | 2.42 | 26 | 206 | .180 | 2 | 0.08 | 10 | 6 | 0.38 | 4 | 18 | 0.69 | 0 | 7 | 7 | 0.27 | 1 | 0 | 76.5 |
| 11 | Williams, Peyton | 28 | 57 | 2.04 | 17 | 123 | .325 | 0 | 0.00 | 4 | 3 | 0.14 | 0 | 16 | 0.57 | 0 | 13 | 13 | 0.46 | 1 | 0 | 67.5 |
| 2 | Sandbothe, Elle | 25 | 54 | 2.16 | 15 | 125 | .312 | 3 | 0.12 | 0 | 0 | 0.00 | 0 | 8 | 0.32 | 1 | 29 | 30 | 1.20 | 3 | 2 | 69.5 |
| 10 | Heyne, Brooke | 13 | 35 | 2.69 | 16 | 112 | .170 | 0 | 0.00 | 0 | 0 | 0.00 | 0 | 17 | 1.31 | 0 | 4 | 4 | 0.31 | 0 | 0 | 37.0 |
| 12 | Flowers, Macy | 17 | 29 | 1.71 | 9 | 65 | .308 | 2 | 0.12 | 0 | 6 | 0.00 | 0 | 9 | 0.53 | 4 | 19 | 23 | 1.35 | 2 | 0 | 42.5 |
| 4 | Dixon, Sarah | 34 | 8 | 0.24 | 5 | 40 | .075 | 384 | 11.29 | 8 | 10 | 0.24 | 0 | 85 | 2.50 | 0 | 14 | 14 | 0.41 | 3 | 12 | 23.0 |
| 17 | Carlson, Brynn | 5 | 6 | 1.20 | 2 | 14 | .286 | 0 | 0.00 | 0 | 0 | 0.00 | 0 | 0 | 0.00 | 0 | 0 | 0 | 0.00 | 0 | 0 | 6.0 |
| 16 | Gyimes, Zsafia | 34 | 2 | 0.06 | 1 | 6 | .167 | 2 | 0.06 | 13 | 12 | 0.38 | 0 | 8 | 0.24 | 0 | 2 | 2 | 0.06 | 1 | 0 | 16.0 |
| 21 | Fairfield, Devan | 34 | 1 | 0.03 | 0 | 1 | 1.000 | 19 | 0.56 | 3 | 2 | 0.09 | 3 | 133 | 3.91 | 0 | 0 | 0 | 0.00 | 0 | 0 | 4.0 |
| 20 | Weber, Mckenzi | 1 | 0 | 0.00 | 0 | 0 | .000 | 0 | 0.00 | 0 | 0 | 0.00 | 1 | 0 | 0.00 | 0 | 0 | 0 | 0.00 | 0 | 0 | 0.0 |
| 1 | Killeen, Reilly | 34 | 0 | 0.00 | 1 | 1 | -1.000 | 5 | 0.15 | 5 | 7 | 0.15 | 2 | 47 | 1.38 | 0 | 0 | 0 | 0.00 | 0 | 0 | 5.0 |
| 6 | Smith, Jacque | 18 | 0 | 0.00 | 0 | 0 | .000 | 0 | 0.00 | 0 | 0 | 0.00 | 1 | 14 | 0.78 | 0 | 0 | 0 | 0.00 | 0 | 0 | 0.0 |
| TEAM | | | | | | | | | | | | | 5 | | | | | | | | | |
| K-STATE..... | | 34 | 455 | 13.38 | 180 | 1223 | .225 | 423 | 12.44 | 52 | 61 | 1.53 | 28 | 511 | 15.03 | 9 | 126 | 72.0 | 2.12 | 12 | 16 | 579.0 |
| Opponents..... | | 34 | 455 | 13.38 | 184 | 1225 | .221 | 430 | 12.65 | 28 | 70 | 0.82 | 52 | 490 | 14.41 | 10 | 156 | 88.0 | 2.59 | 24 | 8 | 571.0 |

TEAM BY SET

| MATCH WINS BY #SETS | 1 | 2 | 3 | 4 | 5 | TOTAL |
|---------------------|-----|-----|-----|-----|----|-------|
| K-State | 0 | 0 | 3 | 2 | 0 | 5 |
| Opponents | 0 | 0 | 0 | 3 | 1 | 4 |
| SETS WON BY SET | 1 | 2 | 3 | 4 | 5 | TOTAL |
| K-State | 5 | 5 | 7 | 3 | 0 | 20 |
| Opponents | 4 | 4 | 2 | 3 | 1 | 14 |
| POINTS BY SET | 1 | 2 | 3 | 4 | 5 | TOTAL |
| K-State | 210 | 209 | 204 | 134 | 17 | 774 |
| Opponents | 190 | 206 | 189 | 140 | 19 | 744 |

2018 ROAD/NEUTRAL STATS

Away: 5-4 | Neutral: 2-1 | Conference: 1-4

| # | PLAYER | ATTACK | | | | | SET | | SERVE | | | | DIG | | BLOCKING | | | | | POINTS | | |
|----------------|---------------------|--------|-----|-------|-----|------|-------|-----|-------|----|------|------|-----|-----|----------|----|-----|------|-------|--------|----|-------|
| | | S | K | K/S | E | TA | PCT | A | A/S | SA | SA/S | SE | RE | DIG | DIG/S | BS | BA | TOT | BLK/S | | BE | BHE |
| 7 | Zumach, Kylee | 41 | 164 | 4.00 | 45 | 425 | .280 | 12 | 0.29 | 4 | 13 | 0.10 | 15 | 134 | 3.27 | 3 | 24 | 27 | 0.66 | 2 | 0 | 183.0 |
| 18 | Mutiri, Gloria | 42 | 119 | 2.83 | 33 | 329 | .261 | 2 | 0.05 | 6 | 10 | 0.14 | 0 | 87 | 2.07 | 1 | 28 | 29 | 0.69 | 4 | 0 | 140.0 |
| 3 | Schultejans, Alyssa | 37 | 83 | 2.24 | 34 | 248 | .198 | 3 | 0.08 | 11 | 8 | 0.30 | 4 | 25 | 0.68 | 1 | 19 | 20 | 0.54 | 1 | 0 | 104.5 |
| 2 | Sandbothe, Elle | 30 | 67 | 2.23 | 15 | 143 | .364 | 2 | 0.07 | 0 | 0 | 0.00 | 0 | 6 | 0.20 | 4 | 21 | 25 | 0.83 | 5 | 0 | 81.5 |
| 11 | Williams, Peyton | 29 | 58 | 2.00 | 16 | 142 | .296 | 2 | 0.07 | 1 | 5 | 0.03 | 1 | 12 | 0.41 | 1 | 21 | 22 | 0.76 | 0 | 0 | 70.5 |
| 12 | Flowers, Macy | 31 | 40 | 1.29 | 15 | 123 | .203 | 3 | 0.10 | 3 | 5 | 0.10 | 0 | 15 | 0.48 | 2 | 42 | 44 | 1.42 | 5 | 0 | 66.0 |
| 10 | Heyne, Brooke | 8 | 20 | 2.50 | 6 | 44 | .318 | 0 | 0.00 | 0 | 2 | 0.00 | 0 | 10 | 1.25 | 0 | 1 | 1 | 0.12 | 0 | 0 | 20.5 |
| 17 | Carlson, Brynn | 8 | 12 | 1.50 | 11 | 66 | .015 | 0 | 0.00 | 0 | 1 | 0.00 | 2 | 5 | 0.62 | 2 | 2 | 4 | 0.50 | 1 | 0 | 15.0 |
| 4 | Dixon, Sarah | 42 | 9 | 0.21 | 6 | 52 | .058 | 482 | 11.48 | 6 | 7 | 0.14 | 1 | 102 | 2.43 | 0 | 10 | 10 | 0.24 | 1 | 12 | 20.0 |
| 21 | Fairfield, Devan | 42 | 2 | 0.05 | 0 | 2 | 1.000 | 20 | 0.48 | 0 | 4 | 0.00 | 11 | 162 | 3.86 | 0 | 0 | 0 | 0.00 | 0 | 0 | 2.0 |
| 16 | Gyimes, Zsafia | 42 | 1 | 0.02 | 1 | 2 | .000 | 0 | 0.00 | 9 | 18 | 0.21 | 0 | 11 | 0.26 | 0 | 0 | 0 | 0.00 | 0 | 0 | 10.0 |
| 14 | Vernon, Megan | 1 | 1 | 1.00 | 0 | 1 | 1.000 | 0 | 0.00 | 0 | 0 | 0.00 | 0 | 0 | 0.00 | 0 | 0 | 0 | 0.00 | 0 | 0 | 1.0 |
| 1 | Killeen, Reilly | 42 | 1 | 0.02 | 0 | 3 | .333 | 10 | 0.24 | 4 | 6 | 0.10 | 6 | 66 | 1.57 | 0 | 0 | 0 | 0.00 | 0 | 0 | 5.0 |
| 6 | Smith, Jacque | 22 | 0 | 0.00 | 0 | 1 | .000 | 2 | 0.09 | 1 | 2 | 0.05 | 0 | 18 | 0.82 | 0 | 0 | 0 | 0.00 | 0 | 0 | 1.0 |
| 20 | Weber, Mckenzi | 4 | 0 | 0.00 | 0 | 0 | .000 | 0 | 0.00 | 0 | 1 | 0.00 | 1 | 5 | 1.25 | 0 | 0 | 0 | 0.00 | 0 | 0 | 0.0 |
| K-STATE..... | | 42 | 577 | 13.74 | 182 | 1581 | .250 | 538 | 12.81 | 45 | 82 | 1.07 | 47 | 658 | 15.67 | 14 | 168 | 98.0 | 2.33 | 19 | 12 | 720.0 |
| Opponents..... | | 42 | 601 | 14.31 | 241 | 1615 | .223 | 561 | 13.36 | 47 | 76 | 1.12 | 45 | 706 | 16.81 | 10 | 140 | 80.0 | 1.90 | 26 | 8 | 728.0 |

TEAM BY SET

| MATCH WINS BY #SETS | 1 | 2 | 3 | 4 | 5 | TOTAL |
|---------------------|-----|-----|-----|-----|----|-------|
| K-State | 0 | 0 | 4 | 3 | 0 | 7 |
| Opponents | 0 | 0 | 3 | 1 | 1 | 5 |
| SETS WON BY SET | 1 | 2 | 3 | 4 | 5 | TOTAL |
| K-State | 8 | 8 | 5 | 3 | 0 | 24 |
| Opponents | 4 | 4 | 7 | 2 | 1 | 18 |
| POINTS BY SET | 1 | 2 | 3 | 4 | 5 | TOTAL |
| K-State | 279 | 281 | 281 | 111 | 11 | 963 |
| Opponents | 267 | 270 | 285 | 98 | 15 | 935 |



K-STATE MATCH-BY-MATCH

| DATE | OPPONENT | SP | K | E | TA | PCT | A | SA | SE | RE | DIG | BS | BA | BE | TOTAL | BHE | POINTS |
|----------------|---------------------|-----------|-------------|------------|-------------|-------------|------------|-----------|------------|-----------|-------------|-----------|------------|-----------|--------------|-----------|---------------|
| Aug 25, 2018 | at Hawai'i | 3 | 51 | 14 | 135 | .274 | 47 | 5 | 5 | 3 | 56 | 0 | 4 | 1 | 2.0 | 0 | 58.0 |
| Aug 26, 2018 | at Hawai'i | 3 | 44 | 13 | 123 | .252 | 42 | 2 | 6 | 0 | 45 | 1 | 22 | 2 | 12.0 | 1 | 58.0 |
| Aug 31, 2018 | vs Marquette | 3 | 43 | 16 | 106 | .255 | 41 | 1 | 5 | 5 | 44 | 3 | 12 | 0 | 9.0 | 1 | 53.0 |
| Sep 1, 2018 | at Saint Louis | 4 | 58 | 17 | 129 | .318 | 53 | 5 | 11 | 7 | 43 | 0 | 10 | 2 | 5.0 | 0 | 68.0 |
| Sep 1, 2018 | vs Western Kentucky | 4 | 51 | 13 | 138 | .275 | 47 | 9 | 12 | 5 | 54 | 1 | 24 | 1 | 13.0 | 0 | 73.0 |
| Sep 4, 2018 | MISSOURI STATE | 3 | 40 | 13 | 95 | .284 | 36 | 9 | 3 | 1 | 47 | 1 | 18 | 1 | 10.0 | 0 | 59.0 |
| Sep 7, 2018 | NORTH TEXAS | 3 | 46 | 13 | 91 | .363 | 43 | 4 | 10 | 3 | 33 | 0 | 8 | 1 | 4.0 | 0 | 54.0 |
| Sep 7, 2018 | OREGON STATE | 4 | 55 | 28 | 145 | .186 | 53 | 3 | 6 | 4 | 63 | 1 | 28 | 2 | 15.0 | 0 | 73.0 |
| Sep 8, 2018 | OMAHA | 3 | 39 | 14 | 114 | .219 | 33 | 6 | 3 | 4 | 55 | 1 | 16 | 1 | 9.0 | 1 | 54.0 |
| Sep 11, 2018 | at UMKC | 3 | 52 | 9 | 103 | .417 | 50 | 2 | 7 | 1 | 37 | 1 | 10 | 0 | 6.0 | 0 | 60.0 |
| Sep 14, 2018 | vs Green Bay | 4 | 53 | 13 | 152 | .263 | 47 | 5 | 9 | 5 | 77 | 2 | 22 | 3 | 13.0 | 4 | 71.0 |
| Sep 19, 2018 | #5 TEXAS* | 5 | 66 | 23 | 176 | .244 | 62 | 8 | 4 | 3 | 61 | 1 | 10 | 2 | 6.0 | 4 | 80.0 |
| Sep 21, 2018 | at Oklahoma* | 3 | 37 | 14 | 122 | .189 | 34 | 2 | 4 | 3 | 49 | 1 | 8 | 3 | 5.0 | 0 | 44.0 |
| Sep 26, 2018 | at West Virginia* | 3 | 30 | 16 | 92 | .152 | 29 | 2 | 8 | 9 | 35 | 1 | 4 | 2 | 3.0 | 3 | 35.0 |
| Sep 29, 2018 | TCU* | 4 | 47 | 18 | 132 | .220 | 46 | 3 | 9 | 6 | 63 | 3 | 10 | 2 | 8.0 | 1 | 58.0 |
| Oct 3, 2018 | at Texas Tech* | 5 | 55 | 23 | 184 | .174 | 52 | 5 | 4 | 5 | 91 | 0 | 30 | 2 | 15.0 | 3 | 75.0 |
| Oct 10, 2018 | IOWA STATE* | 4 | 52 | 20 | 142 | .225 | 48 | 4 | 9 | 2 | 42 | 1 | 10 | 1 | 6.0 | 1 | 62.0 |
| Oct 17, 2018 | #22 KU* | 4 | 61 | 22 | 161 | .242 | 57 | 10 | 11 | 3 | 74 | 1 | 6 | 2 | 4.0 | 6 | 75.0 |
| Oct 20, 2018 | at #24 Baylor* | 3 | 54 | 13 | 135 | .304 | 51 | 2 | 5 | 1 | 56 | 2 | 14 | 0 | 9.0 | 0 | 65.0 |
| Oct 24, 2018 | OKLAHOMA* | 4 | 49 | 29 | 167 | .120 | 45 | 5 | 6 | 2 | 73 | 0 | 20 | 0 | 10.0 | 3 | 64.0 |
| Oct 26, 2018 | at Iowa State* | 4 | 49 | 21 | 162 | .173 | 45 | 5 | 6 | 3 | 71 | 2 | 8 | 3 | 6.0 | 0 | 60.0 |
| K-STATE | | 76 | 1032 | 362 | 2804 | .239 | 961 | 97 | 143 | 75 | 1169 | 23 | 294 | 31 | 170.0 | 28 | 1299.0 |
| OPPONENT | | 76 | 1056 | 425 | 2840 | .222 | 991 | 75 | 146 | 97 | 1196 | 20 | 296 | 50 | 168.0 | 16 | 1299.0 |

OPPONENT MATCH-BY-MATCH

| DATE | OPPONENT | SP | K | E | TA | PCT | A | SA | SE | RE | DIG | BS | BA | BE | TOTAL | BHE | POINTS |
|-----------------|---------------------|----|------|-----|------|------|-----|----|-----|----|------|----|-----|----|-------|-----|--------|
| Aug 25, 2018 | at Hawai'i | 3 | 46 | 16 | 125 | .240 | 45 | 3 | 6 | 5 | 56 | 2 | 8 | 2 | 6.0 | 0 | 55.0 |
| Aug 26, 2018 | at Hawai'i | 3 | 45 | 24 | 121 | .174 | 43 | 0 | 6 | 2 | 61 | 1 | 10 | 1 | 6.0 | 1 | 51.0 |
| Aug 31, 2018 | vs Marquette | 3 | 46 | 13 | 109 | .303 | 45 | 5 | 3 | 1 | 44 | 1 | 6 | 0 | 4.0 | 1 | 55.0 |
| Sep 1, 2018 | at Saint Louis | 4 | 46 | 21 | 114 | .219 | 44 | 7 | 11 | 5 | 46 | 0 | 8 | 6 | 4.0 | 0 | 57.0 |
| Sep 1, 2018 | vs Western Kentucky | 4 | 55 | 26 | 151 | .192 | 51 | 5 | 9 | 9 | 66 | 2 | 12 | 2 | 8.0 | 3 | 68.0 |
| Sep 4, 2018 | MISSOURI STATE | 3 | 33 | 21 | 108 | .111 | 33 | 1 | 5 | 9 | 36 | 0 | 6 | 1 | 3.0 | 1 | 37.0 |
| Sep 7, 2018 | NORTH TEXAS | 3 | 30 | 16 | 86 | .163 | 26 | 3 | 8 | 4 | 25 | 0 | 4 | 1 | 2.0 | 0 | 35.0 |
| Sep 7, 2018 | OREGON STATE | 4 | 54 | 30 | 160 | .150 | 52 | 4 | 7 | 3 | 52 | 2 | 26 | 1 | 15.0 | 0 | 73.0 |
| Sep 8, 2018 | OMAHA | 3 | 35 | 20 | 113 | .133 | 35 | 4 | 10 | 6 | 49 | 0 | 10 | 0 | 5.0 | 0 | 44.0 |
| Sep 11, 2018 | at UMKC | 3 | 37 | 15 | 109 | .202 | 34 | 1 | 5 | 2 | 35 | 0 | 4 | 2 | 2.0 | 0 | 40.0 |
| Sep 14, 2018 | vs Green Bay | 4 | 42 | 34 | 170 | .047 | 41 | 5 | 4 | 5 | 80 | 1 | 8 | 1 | 5.0 | 1 | 52.0 |
| Sep 19, 2018 | #5 TEXAS* | 5 | 77 | 21 | 162 | .346 | 71 | 3 | 8 | 8 | 70 | 2 | 20 | 8 | 12.0 | 0 | 92.0 |
| Sep 21, 2018 | at Oklahoma* | 3 | 51 | 13 | 123 | .309 | 45 | 3 | 5 | 2 | 56 | 0 | 18 | 3 | 9.0 | 0 | 63.0 |
| Sep 26, 2018 | at West Virginia* | 3 | 40 | 13 | 93 | .290 | 34 | 9 | 7 | 2 | 37 | 0 | 22 | 6 | 11.0 | 0 | 60.0 |
| Sep 29, 2018 | TCU* | 4 | 58 | 23 | 156 | .224 | 55 | 6 | 7 | 3 | 57 | 2 | 10 | 3 | 7.0 | 1 | 71.0 |
| Oct 3, 2018 | at Texas Tech* | 5 | 72 | 30 | 204 | .206 | 66 | 5 | 9 | 5 | 93 | 1 | 10 | 1 | 6.0 | 1 | 83.0 |
| Oct 10, 2018 | IOWA STATE* | 4 | 62 | 15 | 124 | .379 | 57 | 2 | 9 | 4 | 56 | 1 | 22 | 4 | 12.0 | 3 | 76.0 |
| Oct 17, 2018 | #22 KU* | 4 | 48 | 21 | 156 | .173 | 44 | 3 | 5 | 10 | 68 | 3 | 20 | 3 | 13.0 | 2 | 64.0 |
| Oct 20, 2018 | at #24 Baylor* | 3 | 54 | 19 | 133 | .263 | 52 | 1 | 5 | 2 | 56 | 0 | 16 | 1 | 8.0 | 0 | 63.0 |
| Oct 24, 2018 | OKLAHOMA* | 4 | 58 | 17 | 160 | .256 | 57 | 2 | 11 | 5 | 77 | 0 | 38 | 3 | 19.0 | 1 | 79.0 |
| Oct 26, 2018 | at Iowa State* | 4 | 67 | 17 | 163 | .307 | 61 | 3 | 6 | 5 | 76 | 2 | 18 | 1 | 11.0 | 1 | 81.0 |
| Opponent totals | | 76 | 1056 | 425 | 2840 | .222 | 991 | 75 | 146 | 97 | 1196 | 20 | 296 | 50 | 168.0 | 16 | 1299.0 |
| K-State | | 76 | 1032 | 362 | 2804 | .239 | 961 | 97 | 143 | 75 | 1169 | 23 | 294 | 31 | 170.0 | 28 | 1299.0 |

MATCH LEADERS

| DATE | OPPONENT | KILLS | ASSISTS | DIGS | BLOCKS | ACES |
|----------|----------------------|-------------------------|------------|---------------------|----------------------|------------------------|
| Aug. 25 | at Hawai'i | Zumach (19) | Dixon (37) | Fairfield (16) | Zumach (2) | Killeen (2) |
| Aug. 26 | at Hawai'i | Zumach (18) | Dixon (38) | Zumach (12) | Flowers (7) | Flowers/Zumach (1) |
| Aug. 31 | vs. Marquette | Zumach (14) | Dixon (40) | Dixon/Fairfield (9) | Sandbothe (4) | Killeen (1) |
| Sept. 1 | at Saint Louis | Schultejans (14) | Dixon (46) | Zumach (14) | Sandbothe (4) | Schultejans (2) |
| Sept. 1 | vs. Western Kentucky | Mutiri/Schultejans (12) | Dixon (41) | Dixon (14) | Flowers (7) | Schultejans (3) |
| Sept. 4 | MISSOURI STATE | Zumach (10) | Dixon (32) | Fairfield (13) | Williams/Zumach (4) | Gyimes (4) |
| Sept. 7 | NORTH TEXAS | Zumach (11) | Dixon (40) | Fairfield (11) | Flowers (3) | Gyimes (2) |
| Sept. 7 | OREGON STATE | Mutiri/Zumach (16) | Dixon (48) | Fairfield (14) | Sandbothe (10) | 3 players (1) |
| Sept. 8 | OMAHA | Schultejans (10) | Dixon (29) | Fairfield (13) | Flowers (8) | Schultejans (4) |
| Sept. 11 | at UMKC | Zumach (14) | Dixon (46) | Zumach (10) | 3 players (2) | Gyimes/Schultejans (1) |
| Sept. 14 | vs. Green Bay | Zumach (20) | Dixon (42) | Fairfield (16) | Flowers (8) | Schultejans (3) |
| Sept. 19 | #5 TEXAS* | Zumach (20) | Dixon (54) | Fairfield (20) | Sandbothe/Zumach (3) | Mutiri/Schultejans (2) |
| Sept. 21 | at Oklahoma* | Mutiri (12) | Dixon (30) | Fairfield (16) | Flowers (4) | Mutiri/Schultejans (1) |
| Sept. 26 | at West Virginia* | Zumach (7) | Dixon (26) | Zumach (10) | Williams (2) | Mutiri/Zumach (1) |
| Sept. 29 | TCU* | Mutiri (12) | Dixon (42) | Fairfield (17) | Flowers (8) | 3 players (1) |
| Oct. 3 | at Texas Tech* | Zumach (16) | Dixon (46) | Fairfield (26) | Flowers (10) | Gyimes (4) |
| Oct. 10 | IOWA STATE* | Mutiri (16) | Dixon (47) | Fairfield (13) | Sandbothe (5) | Killeen (2) |
| Oct. 17 | #22 KU* | Mutiri/Zumach (13) | Dixon (53) | Fairfield (21) | Dixon (3) | Gyimes/Williams (3) |
| Oct. 20 | at #24 Baylor* | Heyne (15) | Dixon (47) | Fairfield (15) | Sandbothe (5) | Dixon/Killeen (1) |
| Oct. 24 | OKLAHOMA* | Heyne (14) | Dixon (39) | Dixon/Killeen (14) | Sandbothe (7) | Killeen (3) |
| Oct. 26 | at Iowa State* | Zumach (14) | Dixon (43) | Fairfield (19) | 3 plays (2) | 5 players (1) |



MISC. INDIVIDUAL STATS

.400 Hitting Percentage (min. 10 attempts) (16)

Category Leaders: Williams (5)

| Date | Player/Opponent | Hitting % (k-e-ta) |
|-------|--------------------------------|--------------------|
| 10/26 | Elle Sandbothe/Iowa State | .647 (11-0-17) |
| 8/31 | Elle Sandbothe/Marquette | .600 (7-1-10) |
| 9/7 | Macy Flowers/North Texas | .571 (9-1-14) |
| 10/20 | Peyton Williams/Baylor | .550 (11-0-20) |
| 9/14 | Kylee Zumach/Green Bay | .513 (20-0-39) |
| 9/1 | Peyton Williams/Saint Louis | .500 (9-1-16) |
| 9/4 | Peyton Williams/Missouri State | .500 (5-0-10) |
| 10/17 | Elle Sandbothe/KU | .500 (12-2-20) |
| 9/7 | Gloria Mutiri/North Texas | .467 (9-2-15) |
| 10/20 | Brooke Heyne/Baylor | .467 (15-1-30) |
| 8/25 | Peyton Williams/Hawai'i | .444 (9-1-18) |
| 9/11 | Elle Sandbothe/UMKC | .444 (10-2-18) |
| 9/29 | Peyton Williams/TCU | .429 (11-2-21) |
| 10/10 | Gloria Mutiri/Iowa State | .429 (16-4-28) |
| 8/26 | Gloria Mutiri/Hawai'i | .417 (10-0-24) |
| 8/31 | Gloria Mutiri/Marquette | .400 (13-3-25) |

15 or More Kills (10)

Category Leaders: Zumach (6)

| Date | Player/Opponent | Kills |
|-------|----------------------------|-------|
| 9/14 | Kylee Zumach/Green Bay | 20 |
| 9/19 | Kylee Zumach/Texas | 20 |
| 8/25 | Kylee Zumach/Hawai'i | 19 |
| 8/26 | Kylee Zumach/Hawai'i | 18 |
| 9/19 | Alyssa Schultejeans/Texas | 17 |
| 9/7 | Gloria Mutiri/Oregon State | 16 |
| 9/7 | Kylee Zumach/Oregon State | 16 |
| 10/3 | Kylee Zumach/Texas Tech | 16 |
| 10/10 | Gloria Mutiri/Iowa State | 16 |
| 10/20 | Brooke Heyne/Baylor | 15 |

50 or More Assists (2)

Category Leaders: Dixon (2)

| Date | Player/Opponent | Assists |
|-------|-------------------|---------|
| 9/19 | Sarah Dixon/Texas | 54 |
| 10/17 | Sarah Dixon/KU | 53 |

15 or More Digs (12)

Category Leaders: Fairfield (9)

| Date | Player/Opponent | Digs |
|-------|----------------------------|------|
| 10/3 | Devan Fairfield/Texas Tech | 26 |
| 10/17 | Devan Fairfield/KU | 21 |
| 9/19 | Devan Fairfield/Texas | 20 |
| 10/3 | Kylee Zumach/Texas Tech | 19 |
| 10/26 | Devan Fairfield/Iowa State | 19 |
| 9/29 | Devan Fairfield/TCU | 17 |
| 10/26 | Kylee Zumach/Iowa State | 17 |
| 8/25 | Devan Fairfield/Hawai'i | 16 |
| 9/14 | Devan Fairfield/Green Bay | 16 |
| 9/21 | Devan Fairfield/Oklahoma | 16 |
| 10/17 | Kylee Zumach/KU | 16 |
| 10/20 | Devan Fairfield/Baylor | 15 |

Three or More Service Aces (9)

Category Leaders: Schultejeans (4)

| Date | Player/Opponent | Aces |
|-------|------------------------------------|------|
| 9/4 | Zsafia Gyimes/Missouri State | 4 |
| 9/8 | Alyssa Schultejeans/Omaha | 4 |
| 10/3 | Zsafia Gyimes/Texas Tech | 4 |
| 9/1 | Alyssa Schultejeans/WKU | 3 |
| 9/4 | Alyssa Schultejeans/Missouri State | 3 |
| 9/14 | Alyssa Schultejeans/Green Bay | 3 |
| 10/17 | Zsafia Gyimes/KU | 3 |
| 10/17 | Peyton Williams/KU | 3 |
| 10/24 | Reilly Killeen/Oklahoma | 3 |

15 or More Points (15)

Category Leaders: Zumach (8)

| Date | Player/Opponent | Points |
|-------|---------------------------------|--------|
| 9/14 | Kylee Zumach/Green Bay | 22.0 |
| 8/25 | Kylee Zumach/Hawai'i | 20.0 |
| 8/26 | Kylee Zumach/Hawai'i | 20.0 |
| 9/7 | Kylee Zumach/Oregon State | 19.0 |
| 9/7 | Gloria Mutiri/Oregon State | 18.5 |
| 10/3 | Kylee Zumach/Texas Tech | 18.5 |
| 9/1 | Alyssa Schultejeans/WKU | 18.0 |
| 9/1 | Alyssa Schultejeans/Saint Louis | 17.5 |
| 10/3 | Gloria Mutiri/Texas Tech | 16.0 |
| 10/10 | Gloria Mutiri/Iowa State | 16.0 |
| 10/17 | Kylee Zumach/KU | 16.0 |
| 8/31 | Kylee Zumach/Marquette | 15.5 |
| 10/20 | Brooke Heyne/Baylor | 15.5 |
| 10/26 | Kylee Zumach/Iowa State | 15.5 |
| 10/24 | Brooke Heyne/Oklahoma | 15.0 |

Double-Doubles (19)

Category Leaders: Zumach (9)

| Date | Player/Opponent | Double-Doubles |
|-------|----------------------------|----------------|
| 8/26 | Kylee Zumach/Hawai'i | 18k-12d |
| 9/1 | Kylee Zumach/Saint Louis | 12k-14d |
| 9/1 | Sarah Dixon/WKU | 41a-14d |
| 9/7 | Gloria Mutiri/Oregon State | 16k-11d |
| 9/7 | Kylee Zumach/Oregon State | 16k-13d |
| 9/8 | Sarah Dixon/Omaha | 29a-10d |
| 9/11 | Kylee Zumach/UMKC | 14k-10d |
| 9/14 | Sarah Dixon/Green Bay | 42a-12d |
| 9/14 | Kylee Zumach/Green Bay | 20k-10d |
| 9/19 | Kylee Zumach/Texas | 20k-14d |
| 9/21 | Sarah Dixon/Oklahoma | 30a-12d |
| 9/29 | Sarah Dixon/TCU | 42a-13d |
| 10/3 | Sarah Dixon/Texas Tech | 46a-12d |
| 10/3 | Gloria Mutiri/Texas Tech | 12k-11d |
| 10/3 | Kylee Zumach/Texas Tech | 16k-19d |
| 10/17 | Kylee Zumach/KU | 13k-16d |
| 10/24 | Sarah Dixon/Oklahoma | 39a-14d |
| 10/26 | Sarah Dixon/Iowa State | 43a-10d |
| 10/26 | Kylee Zumach/Iowa State | 14k-17d |

Triple-Doubles (0)

Category Leaders: --

| Date | Player/Opponent | Triple-Doubles |
|------|-----------------|----------------|
| -- | -- | -- |

MISC. TEAM STATS

60+ Kills in a Match (2)

| Date | Opponent | Kills |
|-------|----------|-------|
| 9/19 | Texas | 66 |
| 10/17 | KU | 61 |

.250+ Hitting Percentage in a Match (10)

| Date | Opponent | Hitting % (k-e-ta) |
|-------|----------------------|--------------------|
| 9/11 | at UMKC | .417 (52-9-103) |
| 9/7 | North Texas | .363 (46-13-91) |
| 9/1 | at Saint Louis | .318 (58-17-129) |
| 10/20 | at Baylor | .304 (54-13-135) |
| 9/4 | Missouri State | .284 (40-13-95) |
| 9/1 | vs. Western Kentucky | .275 (51-13-138) |
| 8/25 | at Hawai'i | .274 (51-14-135) |
| 9/14 | vs. Green Bay | .263 (53-13-152) |
| 8/31 | vs. Marquette | .255 (43-16-106) |
| 8/26 | at Hawai'i | .252 (44-13-123) |

10+ Total Blocks in a Match (6)

| Date | Opponent | Total Blocks (s-a) |
|-------|----------------------|--------------------|
| 9/7 | Oregon State | 15.0 (1-28) |
| 10/3 | at Texas Tech | 15.0 (0-30) |
| 9/1 | vs. Western Kentucky | 13.0 (1-24) |
| 8/26 | at Hawai'i | 12.0 (1-22) |
| 9/4 | Missouri State | 10.0 (1-18) |
| 10/24 | Oklahoma | 10.0 (0-20) |

5+ Service Aces in a Match (11)

| Date | Opponent | Service Aces |
|-------|----------------------|--------------|
| 10/17 | KU | 10 |
| 9/1 | vs. Western Kentucky | 9 |
| 9/4 | Missouri State | 9 |
| 9/19 | Texas | 8 |
| 9/8 | Omaha | 6 |
| 8/25 | at Hawai'i | 5 |
| 9/1 | at Saint Louis | 5 |
| 9/14 | vs. Green Bay | 5 |
| 10/3 | at Texas Tech | 5 |
| 10/24 | Oklahoma | 5 |
| 10/26 | at Iowa State | 5 |

.350+ Hitting Percentage in a Set (15)

| Date | Set/Opponent | Hitting % (k-e-ta) |
|-------|------------------------|--------------------|
| 9/1 | 4/vs. Western Kentucky | .619 (17-1-26) |
| 9/11 | 1/at UMKC | .588 (21-1-34) |
| 10/10 | 3/Iowa State | .500 (16-2-28) |
| 9/19 | 1/Texas | .429 (18-3-35) |
| 9/1 | 4/at Saint Louis | .417 (19-4-36) |
| 9/8 | 4/Omaha | .387 (14-2-31) |
| 9/7 | 1/North Texas | .385 (12-2-26) |
| 9/1 | 1/at Saint Louis | .382 (15-2-34) |
| 9/11 | 2/at UMKC | .382 (16-3-34) |
| 8/26 | 1/at Hawai'i | .375 (13-1-32) |
| 9/29 | 1/TCU | .375 (14-2-32) |
| 9/4 | 3/Missouri State | .364 (10-2-22) |
| 9/7 | 2/North Texas | .357 (15-2-28) |
| 8/25 | 3/at Hawai'i | .353 (21-3-51) |
| 9/7 | 3/North Texas | .351 (19-6-37) |

| | | |
|-------|------------------|-----------|
| 8/31 | 1/vs. Marquette | 15 (6-32) |
| 8/31 | 2/vs. Marquette | 15 (3-38) |
| 9/1 | 1/at Saint Louis | 15 (2-34) |
| 9/7 | 2/North Texas | 15 (2-28) |
| 9/11 | 3/at UMKC | 15 (5-35) |
| 9/14 | 1/vs. Green Bay | 15 (2-40) |
| 9/14 | 3/vs. Green Bay | 15 (2-44) |
| 10/10 | 2/Iowa State | 15 (7-46) |
| 10/17 | 2/KU | 15 (6-39) |
| 10/26 | 3/at Iowa State | 15 (5-44) |

15+ Kills in a Set (30)

| Date | Set/Opponent | Kills (e-ta) |
|-------|------------------------|--------------|
| 8/25 | 3/at Hawai'i | 21 (3-51) |
| 9/11 | 1/at UMKC | 21 (1-34) |
| 10/20 | 1/at Baylor | 20 (4-48) |
| 10/20 | 3/at Baylor | 20 (4-51) |
| 9/1 | 4/at Saint Louis | 19 (4-36) |
| 9/7 | 3/North Texas | 19 (6-37) |
| 10/17 | 4/KU | 19 (8-52) |
| 9/19 | 1/Texas | 18 (3-35) |
| 10/3 | 3/at Texas Tech | 18 (6-43) |
| 10/24 | 3/Oklahoma | 18 (8-55) |
| 9/1 | 4/vs. Western Kentucky | 17 (1-26) |
| 9/4 | 2/Missouri State | 17 (7-35) |
| 9/7 | 2/Oregon State | 17 (10-41) |
| 8/26 | 2/at Hawai'i | 16 (8-57) |
| 9/7 | 3/Oregon State | 16 (4-35) |
| 9/11 | 2/at UMKC | 16 (3-34) |
| 10/10 | 3/Iowa State | 16 (2-28) |
| 8/25 | 1/at Hawai'i | 15 (6-41) |
| 8/25 | 2/at Hawai'i | 15 (5-43) |
| 8/26 | 3/at Hawai'i | 15 (4-34) |



THE LAST TIME K-STATE...

| | |
|---|--|
| won in 3 sets..... | Oct. 20, 2018, at #24 Baylor |
| won in 4 sets..... | Oct. 17, 2018, #22 KU |
| won in 5 sets..... | Oct. 7, 2017, TEXAS TECH |
| lost in 3 sets..... | Sept. 26, 2018, at West Virginia |
| lost in 4 sets..... | Oct. 26, 2018, at Iowa State |
| lost in 5 sets..... | Oct. 3, 2018, at Texas Tech |
| defeated a ranked opponent - home..... | Oct. 17, 2018, #22 KU (3-1) |
| defeated a ranked opponent - away..... | Oct. 20, 2018, at #24 Baylor (3-0) |
| defeated a ranked opponent - neutral site..... | Sept. 15, 2012, #20 Dayton (3-0) |
| defeated an unranked opponent - home..... | Sept. 8, 2018, OMAHA (3-0) |
| defeated an unranked opponent - away..... | Sept. 11, 2018, at UMKC (3-0) |
| defeated an unranked opponent - neutral site..... | Sept. 14, 2018, vs. Green Bay (3-1) |
| lost to a ranked opponent - home..... | Sept. 19, 2018, TEXAS (2-3) |
| lost to a ranked opponent - away..... | Nov. 15, 2017, at #19 Baylor (1-3) |
| lost to a ranked opponent - neutral site..... | Sept. 15, 2017, vs. #10 Nebraska (0-3) |
| lost to an unranked opponent - home..... | Oct. 24, 2018, OKLAHOMA (1-3) |
| lost to an unranked opponent - away..... | Oct. 26, 2018, at Iowa State (1-3) |
| lost to an unranked opponent - neutral..... | Aug. 31, 2018, vs. Marquette (0-3) |
| 15+ kills..... | 15, Brooke Heyne |
| 20+ kills..... | Oct. 20, 2018, at #24 Baylor |
| 25+ kills..... | 20, Kylee Zumach |
| 30+ kills..... | Sept. 19, 2018, TEXAS |
| | Sept. 19, 2014, vs. Eastern Michigan |
| 40+ assists..... | 43, Sarah Dixon |
| 50+ assists..... | Oct. 26, 2018, at Iowa State |
| 60+ assists..... | 53, Sarah Dixon |
| | Oct. 17, 2018, #22 KU |
| | 60, Katie Brand |
| | Sept. 17, 2016, vs. Southern Miss |
| 15+ digs..... | 19, Devan Fairfield; 17, Kylee Zumach |
| 20+ digs..... | Oct. 26, 2018, at Iowa State |
| 25+ digs..... | 21, Devan Fairfield |
| 30+ digs..... | Oct. 17, 2018, #22 KU |
| | 26, Devan Fairfield |
| | Oct. 3, 2018, at Texas Tech |
| | 32, Kersten Kober |
| | Nov. 25, 2015, #9 KU |
| 5+ blocks..... | 7, Elle Sandbothe |
| 10+ blocks..... | Oct. 24, 2018, OKLAHOMA |
| | 10, Macy Flowers |
| | Oct. 3, 2018, at Texas Tech |
| registered a triple-double..... | Katie Brand |
| | Sept. 19, 2014, at Michigan |
| | 42 assists, 11 blocks, 10 digs |
| won when trailing 0-2..... | Nov. 15, 2014, at Baylor |
| lost when leading 2-0..... | Nov. 1, 2017, #3 TEXAS |

K-STATE'S RECORD WHEN...

| | 2018 | Fritz Era |
|--|-------|-----------|
| Overall | 12-9 | 338-206 |
| At Home..... | 5-4 | 176-73 |
| On the Road..... | 5-4 | 102-105 |
| On a Neutral Court..... | 2-1 | 60-28 |
| Longest winning streak | 8 | 16 |
| Longest losing streak | 6 | 10 |
| Big 12 Conference Record | 2-8 | 172-150 |
| At Home..... | 1-4 | 100-61 |
| On the Road..... | 1-4 | 72-88 |
| Non-Conference Record | 10-1 | 165-56 |
| Postseason Record | 0-0 | 10-12 |
| Against Ranked Opponents | 2-1 | 27-112 |
| Teams Ranked 1-5..... | 0-1 | 1-43 |
| Teams Ranked 6-10..... | 0-0 | 4-27 |
| Teams Ranked 11-25..... | 2-0 | 22-43 |
| Against Teams Receiving Votes | 3-2 | 35-29 |
| Against Unranked Opponents | 10-8 | 311-93 |
| By Sets | 44-32 | 1,175-832 |
| Three-Set Matches..... | 7-3 | 184-87 |
| Four-Set Matches..... | 5-4 | 89-73 |
| Five-Set Matches..... | 0-2 | 65-46 |
| Leading 1-0..... | 11-2 | 276-48 |
| Leading 2-0..... | 10-0 | 225-8 |
| Trailing 0-1..... | 1-7 | 61-158 |
| Trailing 0-2..... | 0-5 | 8-113 |
| Leading 2-1..... | 5-1 | 124-19 |
| Trailing 1-2..... | 0-5 | 27-97 |
| Tied 1-1..... | 2-4 | 101-84 |
| Tied 2-2..... | 0-2 | 65-46 |
| By Kills | | |
| Leading in kills..... | 9-0 | 279-24 |
| Trailing in kills..... | 2-9 | 50-177 |
| Tied in kills..... | 1-0 | 8-5 |
| By Digs | | |
| Leading in digs..... | 6-1 | 212-28 |
| Trailing in digs..... | 4-7 | 110-173 |
| Tied in digs..... | 2-1 | 15-5 |
| By Attack Percentage | | |
| Leading in attack percentage..... | 12-0 | 309-20 |
| Trailing in attack percentage..... | 0-9 | 28-174 |
| Tied in attack percentage..... | 0-0 | 1-1 |
| Hitting .300 or better..... | 4-0 | 126-3 |
| Hitting .200 or better..... | 10-4 | 252-58 |
| Hitting below .200..... | 1-5 | 46-145 |
| Holding opponent below .200..... | 8-0 | 33-36 |
| Holding opponent below .100..... | 1-0 | 66-0 |
| By Blocks | | |
| Leading in blocks..... | 9-3 | 239-66 |
| Trailing in blocks..... | 2-6 | 67-129 |
| Tied in blocks..... | 1-0 | 32-11 |
| By Month | | |
| August..... | 2-1 | 35-20 |
| September..... | 8-4 | 151-54 |
| October..... | 2-4 | 75-67 |
| November..... | 0-0 | 69-54 |
| December..... | 0-0 | 8-11 |
| By Day | | |
| Monday..... | 0-0 | 3-2 |
| Tuesday..... | 2-0 | 17-1 |
| Wednesday..... | 1-5 | 90-68 |
| Thursday..... | 0-0 | 11-5 |
| Friday..... | 3-3 | 66-34 |
| Saturday..... | 5-1 | 143-93 |
| Sunday..... | 1-0 | 8-6 |
| By Time | | |
| Morning..... | 0-0 | 17-4 |
| Afternoon..... | 4-0 | 76-37 |
| Night..... | 8-9 | 247-165 |
| By Jersey Color* | | |
| White (long sleeves)..... | 5-1 | 46-24 |
| White (total)..... | 5-1 | 136-69 |
| Purple (long sleeves)..... | 3-2 | 27-35 |
| Purple (total)..... | 4-2 | 73-61 |
| Black..... | 1-4 | 17-27 |
| Grey..... | 2-2 | 5-4 |
| On Television* | 4-5 | 56-61 |
| On Radio* | 9-7 | 209-155 |
| On K-StateHD.TV | 2-2 | 64-18 |

* only tracked since 2005



MATCH 1

K-State RV Hawai'i 3 0

Aug. 25, 2018 • Honolulu, Hawai'i • Stan Sheriff Center
K-State won 25-21, 29-27, 25-20

| K-State | SP | K | E | TA | PCT | A | SA | SE | RE | DIG | BS | BA | BE | BHE | PTS |
|------------------|----|----|----|-----|------|----|----|----|----|-----|----|----|----|-----|------|
| Killeen, Reilly | 3 | 0 | 0 | 0 | .000 | 2 | 2 | 2 | 0 | 6 | 0 | 0 | 0 | 0 | 2.0 |
| Sandbothe, Elle | 2 | 3 | 2 | 11 | .091 | 0 | 0 | 0 | 0 | 0 | 1 | 1 | 0 | 0 | 3.5 |
| Dixon, Sarah | 3 | 1 | 1 | 5 | .000 | 37 | 1 | 0 | 0 | 7 | 0 | 0 | 0 | 0 | 2.0 |
| Smith, Jacque | 3 | 0 | 0 | 0 | .000 | 0 | 1 | 1 | 0 | 7 | 0 | 0 | 0 | 0 | 1.0 |
| Zumach, Kylee | 3 | 19 | 3 | 44 | .364 | 2 | 0 | 1 | 1 | 8 | 2 | 0 | 0 | 0 | 20.0 |
| Williams, Peyton | 3 | 9 | 1 | 18 | .444 | 1 | 0 | 0 | 0 | 2 | 0 | 1 | 0 | 0 | 9.5 |
| Schulteajans, A | 3 | 11 | 4 | 33 | .212 | 1 | 0 | 0 | 0 | 4 | 0 | 0 | 0 | 0 | 11.0 |
| Flowers, Macy | 1 | 2 | 0 | 7 | .286 | 0 | 1 | 0 | 0 | 0 | 0 | 0 | 0 | 0 | 3.0 |
| Gyimes, Zsafia | 3 | 0 | 0 | 0 | .000 | 0 | 0 | 0 | 0 | 1 | 0 | 0 | 0 | 0 | 0.0 |
| Mutri, Gloria | 3 | 6 | 3 | 17 | .176 | 1 | 0 | 0 | 0 | 5 | 0 | 0 | 0 | 0 | 6.0 |
| Weber, Mckenzi | 1 | 0 | 0 | 0 | .000 | 0 | 0 | 0 | 0 | 0 | 0 | 0 | 0 | 0 | 0.0 |
| Fairfield, Devan | 3 | 0 | 0 | 0 | .000 | 3 | 0 | 1 | 2 | 16 | 0 | 0 | 0 | 0 | 0.0 |
| Totals..... | 3 | 51 | 14 | 135 | .274 | 47 | 5 | 3 | 56 | 0 | 4 | 1 | 0 | 0 | 58.0 |

| Hawai'i | SP | K | E | TA | PCT | A | SA | SE | RE | DIG | BS | BA | BE | BHE | PTS |
|------------------|----|----|----|-----|-------|-----|----|----|----|-----|----|----|----|-----|------|
| Granato, M | 3 | 14 | 6 | 38 | .211 | 0 | 1 | 2 | 1 | 11 | 0 | 0 | 0 | 0 | 15.0 |
| Williams, Skyler | 3 | 3 | 0 | 11 | .273 | 1 | 0 | 2 | 0 | 3 | 0 | 3 | 1 | 0 | 4.5 |
| Iosia, Norene | 3 | 8 | 1 | 18 | .389 | 10 | 1 | 1 | 1 | 10 | 0 | 0 | 0 | 0 | 9.0 |
| Gaskin, Angel | 2 | 2 | 5 | 10 | -.300 | 0 | 0 | 0 | 0 | 0 | 2 | 2 | 0 | 0 | 5.0 |
| Liva, Sarah | 3 | 8 | 2 | 13 | .462 | 1 | 0 | 0 | 0 | 0 | 0 | 1 | 1 | 0 | 8.0 |
| Castillo, Casey | 3 | 11 | 2 | 30 | .300 | 0 | 1 | 1 | 2 | 2 | 0 | 1 | 0 | 0 | 12.5 |
| Akiu, Tita | 3 | 0 | 0 | 0 | .000 | 3 | 0 | 0 | 0 | 15 | 0 | 0 | 0 | 0 | 0.0 |
| Ma'afala, Faith | 3 | 0 | 0 | 4 | .000 | 300 | 0 | 0 | 0 | 12 | 0 | 1 | 0 | 0 | 0.5 |
| Okino, Rika | 1 | 0 | 0 | 0 | .000 | 0 | 0 | 0 | 1 | 2 | 0 | 0 | 0 | 0 | 0.0 |
| Ross, McKenna | 3 | 0 | 0 | 1 | .000 | 0 | 0 | 0 | 0 | 1 | 0 | 0 | 0 | 0 | 0.0 |
| Totals..... | 3 | 46 | 16 | 125 | .240 | 45 | 3 | 6 | 5 | 56 | 2 | 8 | 2 | 0 | 55.0 |

MATCH 4

K-State Saint Louis 3 1

Sept. 1, 2018 • St. Louis, Mo. • Chaifetz Arena
K-State won 25-18, 25-19, 20-25, 25-19

| K-State | SP | K | E | TA | PCT | A | SA | SE | RE | DIG | BS | BA | BE | BHE | PTS | |
|------------------|----|----|----|-----|-------|----|----|----|----|-----|----|----|----|-----|------|------|
| Killeen, Reilly | 4 | 0 | 0 | 0 | .000 | 2 | 0 | 1 | 1 | 2 | 0 | 0 | 0 | 0 | 0.0 | |
| Sandbothe, Elle | 4 | 9 | 1 | 21 | .381 | 2 | 0 | 0 | 0 | 1 | 0 | 4 | 1 | 0 | 11.0 | |
| Dixon, Sarah | 4 | 3 | 1 | 7 | .286 | 46 | 1 | 0 | 7 | 0 | 0 | 0 | 0 | 0 | 4.0 | |
| Zumach, Kylee | 3 | 12 | 2 | 27 | .370 | 2 | 0 | 0 | 1 | 14 | 0 | 0 | 0 | 0 | 12.0 | |
| Williams, Peyton | 4 | 9 | 1 | 16 | .500 | 0 | 1 | 2 | 0 | 3 | 0 | 1 | 0 | 0 | 10.5 | |
| Mutri, Gloria | 4 | 9 | 4 | 23 | .217 | 0 | 0 | 0 | 2 | 0 | 3 | 0 | 2 | 1 | 0 | 10.0 |
| Schulteajans, A | 4 | 14 | 5 | 26 | .346 | 0 | 2 | 2 | 1 | 0 | 0 | 3 | 0 | 0 | 17.5 | |
| Smith, Jacque | 2 | 0 | 0 | 0 | .000 | 1 | 0 | 0 | 0 | 2 | 0 | 0 | 0 | 0 | 0.0 | |
| Gyimes, Zsafia | 4 | 0 | 0 | 0 | .000 | 0 | 1 | 2 | 0 | 0 | 0 | 0 | 0 | 0 | 1.0 | |
| Carlson, Brynn | 1 | 1 | 3 | 8 | -.250 | 0 | 0 | 1 | 2 | 0 | 0 | 0 | 0 | 0 | 1.0 | |
| Fairfield, Devan | 4 | 1 | 0 | 1 | 1.000 | 0 | 0 | 0 | 1 | 11 | 0 | 0 | 0 | 0 | 1.0 | |
| TEAM | | | | | | | | | | 1 | | | | | | |
| Totals..... | 4 | 58 | 17 | 129 | .318 | 53 | 5 | 11 | 7 | 43 | 0 | 10 | 2 | 0 | 68.0 | |

| Saint Louis | SP | K | E | TA | PCT | A | SA | SE | RE | DIG | BS | BA | BE | BHE | PTS |
|-----------------|----|----|----|-----|-------|----|----|----|----|-----|----|----|----|-----|------|
| TAYLOR, Maya | 4 | 17 | 8 | 44 | .205 | 1 | 0 | 3 | 2 | 11 | 0 | 1 | 1 | 0 | 17.5 |
| GALLPO, Sien | 4 | 15 | 3 | 33 | .364 | 1 | 2 | 3 | 2 | 11 | 0 | 0 | 1 | 0 | 17.0 |
| PHILLIPS, J | 4 | 2 | 3 | 8 | -.125 | 1 | 2 | 1 | 0 | 2 | 0 | 2 | 0 | 0 | 5.0 |
| MERSHON, L | 4 | 1 | 2 | 6 | -.167 | 0 | 0 | 0 | 0 | 0 | 2 | 2 | 0 | 0 | 2.0 |
| WALSH, Isabelle | 4 | 8 | 3 | 15 | .333 | 1 | 0 | 0 | 0 | 0 | 0 | 2 | 1 | 0 | 9.0 |
| CORDIA, K | 4 | 2 | 0 | 3 | .667 | 26 | 1 | 0 | 9 | 0 | 0 | 0 | 0 | 0 | 3.0 |
| CHAYKOWSKY | 4 | 0 | 0 | 0 | .000 | 5 | 1 | 2 | 1 | 9 | 0 | 0 | 0 | 0 | 1.0 |
| LOFTUS, Monica | 4 | 1 | 2 | 5 | -.200 | 0 | 0 | 0 | 0 | 0 | 0 | 1 | 1 | 0 | 1.5 |
| IMO, Emily | 2 | 0 | 0 | 0 | .000 | 0 | 0 | 0 | 0 | 0 | 0 | 0 | 0 | 0 | 0.0 |
| ROSBURG, M | 4 | 0 | 0 | 0 | .000 | 9 | 1 | 1 | 0 | 4 | 0 | 0 | 0 | 0 | 1.0 |
| Totals..... | 4 | 46 | 21 | 114 | .219 | 44 | 7 | 11 | 5 | 46 | 0 | 8 | 6 | 0 | 57.0 |

MATCH 7

North Texas K-State 0 3

Sept. 7, 2018 • Manhattan, Kan. • Ahearn Field House
K-State won 25-18, 25-18, 25-21

| North Texas | SP | K | E | TA | PCT | A | SA | SE | RE | DIG | BS | BA | BE | BHE | PTS | |
|------------------|----|----|----|----|--------|----|----|----|----|-----|----|----|----|-----|------|-----|
| YORK, Karley | 3 | 2 | 0 | 3 | .667 | 23 | 0 | 1 | 0 | 5 | 0 | 0 | 0 | 0 | 2.0 | |
| HAUSSLER, S | 3 | 1 | 0 | 3 | .333 | 0 | 0 | 0 | 0 | 0 | 0 | 0 | 0 | 0 | 1.5 | |
| ROBINSON, R | 3 | 8 | 5 | 23 | .130 | 1 | 2 | 1 | 0 | 2 | 0 | 0 | 0 | 0 | 10.0 | |
| WILLIAMS, J | 3 | 6 | 1 | 11 | .455 | 0 | 0 | 0 | 0 | 0 | 1 | 0 | 1 | 0 | 6.5 | |
| VALERIAN, V | 3 | 11 | 6 | 36 | .199 | 1 | 0 | 1 | 0 | 8 | 0 | 0 | 0 | 0 | 11.0 | |
| DE LARA, Yasmin | 3 | 2 | 3 | 9 | -.111 | 0 | 0 | 0 | 1 | 1 | 2 | 0 | 2 | 1 | 0 | 3.0 |
| BROWN, Kylie | 2 | 0 | 0 | 0 | .000 | 0 | 1 | 1 | 0 | 2 | 0 | 0 | 0 | 0 | 1.0 | |
| PETNICKI, Olivia | 1 | 0 | 0 | 0 | .000 | 0 | 0 | 0 | 0 | 1 | 2 | 4 | 0 | 0 | 0.0 | |
| SKOPAL, Kaliegh | 1 | 0 | 0 | 0 | .000 | 0 | 0 | 0 | 0 | 0 | 0 | 0 | 0 | 0 | 0.0 | |
| BORTNEM, Kasey | 1 | 0 | 0 | 0 | .000 | 0 | 0 | 0 | 0 | 1 | 0 | 0 | 0 | 0 | 0.0 | |
| HUBBARD, R | 2 | 0 | 1 | 1 | -1.000 | 1 | 0 | 2 | 0 | 1 | 0 | 0 | 0 | 0 | 0.0 | |
| Totals..... | 3 | 30 | 16 | 86 | .163 | 26 | 3 | 8 | 4 | 25 | 0 | 4 | 1 | 0 | 35.0 | |

| K-State | SP | K | E | TA | PCT | A | SA | SE | RE | DIG | BS | BA | BE | BHE | PTS |
|------------------|----|----|----|----|-------|----|----|----|----|-----|----|----|----|-----|------|
| Sandbothe, Elle | 1 | 3 | 1 | 7 | .286 | 0 | 0 | 0 | 0 | 0 | 0 | 0 | 1 | 0 | 3.5 |
| Schulteajans, A | 3 | 3 | 1 | 8 | .250 | 1 | 1 | 2 | 0 | 0 | 0 | 0 | 0 | 0 | 4.0 |
| Dixon, Sarah | 3 | 1 | 0 | 3 | .333 | 40 | 1 | 2 | 0 | 9 | 0 | 1 | 0 | 0 | 2.5 |
| Zumach, Kylee | 3 | 11 | 6 | 27 | .185 | 0 | 0 | 1 | 0 | 4 | 0 | 1 | 0 | 0 | 11.0 |
| Flowers, Macy | 3 | 9 | 1 | 14 | .571 | 0 | 0 | 2 | 0 | 1 | 0 | 3 | 1 | 0 | 10.5 |
| Mutri, Gloria | 3 | 9 | 2 | 15 | .467 | 0 | 0 | 1 | 0 | 3 | 0 | 2 | 0 | 0 | 10.0 |
| Killeen, Reilly | 3 | 0 | 0 | 0 | .000 | 1 | 0 | 1 | 1 | 2 | 0 | 0 | 0 | 0 | 0.0 |
| Smith, Jacque | 2 | 0 | 0 | 0 | .000 | 0 | 0 | 0 | 0 | 1 | 0 | 0 | 0 | 0 | 0.0 |
| Williams, Peyton | 2 | 5 | 0 | 5 | 1.000 | 0 | 0 | 0 | 0 | 0 | 0 | 0 | 0 | 0 | 5.0 |
| Gyimes, Zsafia | 3 | 1 | 4 | 4 | .000 | 1 | 2 | 1 | 0 | 2 | 0 | 0 | 0 | 0 | 3.0 |
| Carlson, Brynn | 2 | 4 | 1 | 8 | .375 | 0 | 0 | 0 | 0 | 0 | 0 | 0 | 0 | 0 | 4.0 |
| Fairfield, Devan | 3 | 0 | 0 | 0 | .000 | 0 | 0 | 0 | 2 | 11 | 0 | 0 | 0 | 0 | 0.0 |
| Totals..... | 3 | 46 | 13 | 91 | .363 | 43 | 4 | 10 | 3 | 33 | 0 | 8 | 1 | 0 | 54.0 |

MATCH 2

K-State RV Hawai'i 3 0

Aug. 26, 2018 • Honolulu, Hawai'i • Stan Sheriff Center
K-State won 25-21, 27-25, 25-19

| K-State | SP | K | E | TA | PCT | A | SA | SE | RE | DIG | BS | BA | BE | BHE | PTS |
|------------------|----|----|----|-----|-------|----|----|----|----|-----|----|----|----|-----|------|
| Killeen, Reilly | 3 | 0 | 0 | 0 | .000 | 0 | 0 | 0 | 0 | 7 | 0 | 0 | 0 | 0 | 0.0 |
| Dixon, Sarah | 3 | 0 | 0 | 3 | .000 | 38 | 0 | 0 | 0 | 4 | 0 | 2 | 1 | 1 | 1.0 |
| Zumach, Kylee | 3 | 18 | 5 | 44 | .295 | 2 | 1 | 2 | 0 | 12 | 0 | 2 | 0 | 0 | 20.0 |
| Williams, Peyton | 3 | 2 | 5 | 20 | -.150 | 0 | 0 | 0 | 0 | 1 | 0 | 5 | 0 | 0 | 4.5 |
| Flowers, Macy | 3 | 7 | 2 | 16 | .312 | 0 | 1 | 0 | 0 | 3 | 1 | 6 | 1 | 0 | 12.0 |
| Mutri, Gloria | 3 | 10 | 0 | 24 | .417 | 0 | 0 | 1 | 0 | 4 | 0 | 3 | 0 | 0 | 11.5 |
| Schulteajans, A | 3 | 7 | 1 | 16 | .375 | 0 | 0 | 0 | 0 | 2 | 0 | 4 | 0 | 0 | 9.0 |
| Gyimes, Zsafia | 3 | 0 | 0 | 0 | .000 | 0 | 0 | 0 | 0 | 2 | 0 | 0 | 0 | 0 | 0.0 |
| Weber, Mckenzi | 2 | 0 | 0 | 0 | .000 | 0 | 1 | 0 | 3 | 0 | 0 | 0 | 0 | 0 | 0.0 |
| Fairfield, Devan | 3 | 0 | 0 | 0 | .000 | 2 | 0 | 0 | 0 | 7 | 0 | 0 | 0 | 0 | 0.0 |
| Totals..... | 3 | 44 | 13 | 123 | .252 | 42 | 2 | 6 | 0 | 45 | 1 | 22 | 2 | 1 | 58.0 |

| Hawai'i | SP | K | E | TA | PCT | A | SA | SE | RE | DIG | BS | BA | BE | BHE | PTS |
|------------------|----|----|----|-----|-------|----|----|----|----|-----|----|----|----|-----|-------|
| Granato, M | 3 | 11 | 4 | 27 | .259 | 0 | 0 | 2 | 1 | 12 | 0 | 2 | 0 | 0 | 12.0 |
| Burns, Natasha | 3 | 6 | 1 | 12 | .417 | 0 | 0 | 0 | 0 | 1 | 0 | 2 | 0 | 0 | 7.0 |
| Iosia, Norene | 3 | 10 | 3 | 26 | .269 | 16 | 1 | 0 | 6 | 0 | 2 | 0 | 0 | 0 | 11.0 |
| Ma'afala, Faith | 3 | 0 | 0 | 0 | .000 | 25 | 0 | 0 | 0 | 10 | 0 | 0 | 0 | 0 | 0.0 |
| Liva, Sarah | 3 | 7 | 5 | 16 | .125 | 0 | 0 | 0 | 0 | 3 | 1 | 1 | 1 | 0 | 8.5 |
| Castillo, Casey | 3 | 8 | 3 | 16 | .312 | 0 | 0 | 1 | 2 | 0 | 0 | 0 | 0 | 0 | 8.0 |
| Akiu, Tita | 3 | 0 | 0 | 0 | .000 | 1 | 0 | 0 | 0 | 14 | 0 | 0 | 0 | 0 | 0.0 |
| Williams, Skyler | 2 | 0 | 0 | 4 | .000 | 0 | 0 | 0 | 0 | 1 | 0 | 2 | 0 | 0 | 1.0 |
| Sibley, Kirsten | 3 | 3 | 5 | 15 | -.133 | 0 | 0 | 0 | 0 | 2 | 0 | 1 | 0 | 0 | 3.5 |
| Gaskin, Angel | 1 | 0 | 3 | 5 | -.600 | 0 | 0 | 0 | 0 | 3 | 0 | 0 | 0 | 0 | 0.0 |
| Okino, Rika | 3 | 0 | 0 | 0 | .000 | 1 | 0 | 1 | 0 | 7 | 0 | 0 | 0 | 1 | 0.0 |
| Totals..... | 3 | 45 | 24 | 121 | .174 | 43 | 0 | 6 | 2 | 61 | 1 | 10 | 1 | 1 | 510.0 |

MATCH 10

K-State UMKC

Sept. 11, 2018 • Kansas City, Mo. • Swinney Rec Center
K-State won 25-20, 25-16, 25-22

| K-State | SP | K | E | TA | PCT | A | SA | SE | RE | DIG | BS | BA | BE | BHE | PTS |
|------------------|----|----|---|-----|-------|----|----|----|----|-----|----|----|----|-----|------|
| Killeen, Reilly | 3 | 0 | 0 | 0 | .000 | 1 | 0 | 0 | 0 | 5 | 0 | 0 | 0 | 0 | 0.0 |
| Sandbothe, Elle | 3 | 10 | 2 | 18 | .444 | 0 | 0 | 0 | 0 | 1 | 0 | 2 | 0 | 0 | 11.0 |
| Dixon, Sarah | 3 | 0 | 0 | 1 | .000 | 46 | 0 | 0 | 0 | 4 | 0 | 2 | 0 | 0 | 1.0 |
| Zumach, Kylee | 3 | 14 | 3 | 28 | .393 | 0 | 0 | 1 | 1 | 10 | 0 | 1 | 0 | 0 | 14.5 |
| Williams, Peyton | 3 | 5 | 0 | 9 | .556 | 0 | 0 | 0 | 0 | 0 | 0 | 1 | 0 | 0 | 5.5 |
| Mutiri, Gloria | 3 | 12 | 3 | 23 | .391 | 1 | 0 | 1 | 0 | 7 | 0 | 1 | 0 | 0 | 12.5 |
| Schultejans, A | 3 | 7 | 0 | 18 | .389 | 0 | 1 | 0 | 0 | 2 | 1 | 1 | 0 | 0 | 9.5 |
| Smith, Jacques | 2 | 0 | 0 | 0 | .000 | 0 | 1 | 0 | 0 | 0 | 0 | 0 | 0 | 0 | 0.0 |
| Flowers, Macy | 1 | 3 | 1 | 5 | .400 | 1 | 0 | 0 | 0 | 0 | 0 | 2 | 0 | 0 | 4.0 |
| Gyimes, Zsafia | 3 | 1 | 0 | 1 | 1.000 | 0 | 1 | 3 | 0 | 1 | 0 | 0 | 0 | 0 | 2.0 |
| Fairfield, Devan | 3 | 0 | 0 | 0 | .000 | 1 | 0 | 1 | 0 | 7 | 0 | 0 | 0 | 0 | 0.0 |
| Totals..... | 3 | 52 | 9 | 103 | .417 | 50 | 2 | 7 | 1 | 37 | 1 | 10 | 0 | 0 | 60.0 |

| UMKC | SP | K | E | TA | PCT | A | SA | SE | RE | DIG | BS | BA | BE | BHE | PTS |
|-----------------|----|----|----|-----|-------|----|----|----|----|-----|----|----|----|-----|------|
| Lukes, Tyrecia | 3 | 6 | 2 | 12 | .333 | 0 | 0 | 0 | 0 | 0 | 0 | 0 | 0 | 0 | 6.0 |
| Harrington, A | 3 | 9 | 2 | 26 | .269 | 0 | 0 | 0 | 0 | 3 | 0 | 1 | 1 | 0 | 9.5 |
| Jacobs, Brooke | 3 | 3 | 1 | 9 | .222 | 0 | 0 | 0 | 0 | 1 | 0 | 0 | 0 | 0 | 3.0 |
| Brecka, Melanie | 3 | 8 | 5 | 25 | .120 | 0 | 1 | 1 | 0 | 2 | 0 | 0 | 0 | 0 | 9.0 |
| Ratzlaff, Alex | 3 | 4 | 3 | 20 | .200 | 0 | 2 | 3 | 2 | 6 | 0 | 1 | 0 | 0 | 4.5 |
| Schomers, Alli | 3 | 0 | 0 | 1 | .000 | 15 | 0 | 0 | 0 | 8 | 0 | 0 | 0 | 0 | 0.0 |
| Spiegel, Rhenag | 3 | 0 | 0 | 0 | .000 | 2 | 0 | 1 | 0 | 9 | 0 | 0 | 0 | 0 | 0.0 |
| Myers, Kynedy | 3 | 1 | 0 | 2 | .500 | 14 | 0 | 0 | 0 | 4 | 0 | 0 | 0 | 0 | 1.0 |
| Blatchar, Mack | 2 | 0 | 0 | 0 | .000 | 0 | 0 | 0 | 0 | 0 | 1 | 0 | 0 | 0 | 0.0 |
| Vom Schemm, K | 2 | 1 | 0 | 1 | 1.000 | 1 | 0 | 0 | 0 | 1 | 0 | 0 | 0 | 0 | 1.0 |
| Dyer, Emma | 3 | 5 | 2 | 13 | .231 | 0 | 0 | 0 | 0 | 0 | 0 | 2 | 1 | 0 | 6.0 |
| Totals..... | 3 | 37 | 15 | 109 | .202 | 34 | 1 | 5 | 2 | 35 | 0 | 4 | 2 | 0 | 40.0 |

MATCH 13

RV K-State Oklahoma

Sept. 21, 2018 • Norman, Okla. • McCasland Field House
Oklahoma won 25-19, 25-19, 25-21

| K-State | SP | K | E | TA | PCT | A | SA | SE | RE | DIG | BS | BA | BE | BHE | PTS |
|------------------|----|----|----|-----|-------|----|----|----|----|-----|----|----|----|-----|------|
| Sandbothe, Elle | 3 | 5 | 3 | 14 | .143 | 0 | 0 | 0 | 0 | 1 | 0 | 0 | 2 | 0 | 5.0 |
| Schultejans, A | 3 | 3 | 3 | 15 | .000 | 0 | 1 | 1 | 0 | 2 | 0 | 0 | 0 | 0 | 4.0 |
| Dixon, Sarah | 3 | 0 | 0 | 1 | .000 | 30 | 0 | 0 | 0 | 12 | 0 | 0 | 0 | 0 | 0.0 |
| Zumach, Kylee | 3 | 10 | 4 | 36 | .167 | 1 | 0 | 1 | 1 | 9 | 1 | 1 | 1 | 0 | 11.5 |
| Flowers, Macy | 3 | 1 | 1 | 7 | .000 | 0 | 0 | 1 | 0 | 0 | 0 | 4 | 0 | 0 | 3.0 |
| Mutiri, Gloria | 3 | 12 | 2 | 34 | .294 | 0 | 1 | 0 | 0 | 4 | 0 | 3 | 0 | 0 | 14.5 |
| Killeen, Reilly | 3 | 1 | 0 | 1 | 1.000 | 2 | 0 | 1 | 0 | 4 | 0 | 0 | 0 | 0 | 1.0 |
| Smith, Jacques | 1 | 0 | 0 | 0 | .000 | 0 | 0 | 0 | 0 | 0 | 0 | 0 | 0 | 0 | 0.0 |
| Williams, Peyton | 1 | 2 | 0 | 2 | 1.000 | 0 | 0 | 0 | 0 | 0 | 0 | 0 | 0 | 0 | 2.0 |
| Gyimes, Zsafia | 3 | 0 | 0 | 0 | .000 | 0 | 0 | 0 | 0 | 1 | 0 | 0 | 0 | 0 | 0.0 |
| Carlson, Brynn | 3 | 1 | 3 | 12 | .167 | 0 | 0 | 0 | 0 | 0 | 0 | 0 | 0 | 0 | 3.0 |
| Fairfield, Devan | 3 | 0 | 0 | 0 | .000 | 1 | 0 | 0 | 2 | 16 | 0 | 0 | 0 | 0 | 0.0 |
| Totals..... | 3 | 37 | 14 | 122 | .189 | 34 | 2 | 4 | 3 | 49 | 1 | 8 | 3 | 0 | 44.0 |

| Oklahoma | SP | K | E | TA | PCT | A | SA | SE | RE | DIG | BS | BA | BE | BHE | PTS |
|------------------|----|----|----|-----|-------|----|----|----|----|-----|----|----|----|-----|------|
| Anderson, Paige | 3 | 16 | 1 | 27 | .556 | 0 | 0 | 0 | 0 | 1 | 0 | 6 | 1 | 0 | 19.0 |
| McLaughlin, K | 3 | 0 | 1 | 3 | -.333 | 41 | 2 | 1 | 0 | 8 | 0 | 5 | 0 | 0 | 4.5 |
| Enneking, Alyssa | 3 | 13 | 5 | 39 | .205 | 0 | 0 | 0 | 1 | 13 | 0 | 1 | 0 | 0 | 13.5 |
| Maras, Sarah | 3 | 3 | 1 | 5 | .000 | 1 | 0 | 1 | 5 | 0 | 1 | 0 | 0 | 0 | 3.5 |
| Sanders, Sarah | 3 | 8 | 1 | 22 | .318 | 0 | 0 | 1 | 0 | 0 | 0 | 2 | 1 | 0 | 9.0 |
| Kadiku, Brianna | 3 | 11 | 2 | 17 | .529 | 0 | 1 | 0 | 0 | 3 | 0 | 3 | 1 | 0 | 13.5 |
| Kinley, Keyton | 3 | 0 | 0 | 0 | .000 | 3 | 0 | 1 | 0 | 23 | 0 | 0 | 0 | 0 | 0.0 |
| Moriakawa, Kira | 1 | 0 | 0 | 0 | .000 | 0 | 0 | 0 | 0 | 1 | 0 | 0 | 0 | 0 | 0.0 |
| Harty, Aysia | 3 | 0 | 0 | 0 | .000 | 0 | 0 | 1 | 0 | 2 | 0 | 0 | 0 | 0 | 0.0 |
| Totals..... | 3 | 51 | 13 | 123 | .309 | 45 | 3 | 5 | 2 | 56 | 0 | 18 | 3 | 0 | 63.0 |

MATCH 16

K-State RV Texas Tech

Oct. 3, 2018 • Lubbock, Texas • United Supermarkets Arena
Texas Tech won 25-27, 25-20, 19-25, 25-21, 15-11

| K-State | SP | K | E | TA | PCT | A | SA | SE | RE | DIG | BS | BA | BE | BHE | PTS |
|------------------|----|----|----|-----|------|----|----|----|----|-----|----|----|----|-----|------|
| Schultejans, A | 5 | 10 | 6 | 39 | .103 | 1 | 0 | 0 | 1 | 3 | 0 | 2 | 0 | 0 | 11.0 |
| Dixon, Sarah | 5 | 2 | 1 | 5 | .200 | 46 | 0 | 1 | 0 | 12 | 0 | 2 | 0 | 3 | 3.0 |
| Zumach, Kylee | 5 | 16 | 5 | 42 | .262 | 1 | 0 | 1 | 1 | 19 | 0 | 5 | 0 | 0 | 18.5 |
| Williams, Peyton | 5 | 11 | 3 | 34 | .235 | 0 | 0 | 0 | 0 | 1 | 0 | 5 | 0 | 0 | 13.5 |
| Flowers, Macy | 5 | 4 | 3 | 16 | .062 | 0 | 0 | 0 | 0 | 4 | 0 | 10 | 2 | 0 | 9.0 |
| Mutiri, Gloria | 5 | 12 | 5 | 45 | .156 | 0 | 1 | 0 | 0 | 11 | 0 | 6 | 0 | 0 | 16.0 |
| Killeen, Reilly | 5 | 0 | 0 | 2 | .000 | 0 | 0 | 0 | 2 | 10 | 0 | 0 | 0 | 0 | 0.0 |
| Smith, Jacques | 5 | 0 | 0 | 1 | .000 | 1 | 0 | 0 | 0 | 2 | 0 | 0 | 0 | 0 | 0.0 |
| Gyimes, Zsafia | 5 | 0 | 0 | 0 | .000 | 0 | 4 | 0 | 0 | 3 | 0 | 0 | 0 | 0 | 4.0 |
| Fairfield, Devan | 5 | 0 | 0 | 0 | .000 | 3 | 0 | 2 | 0 | 26 | 0 | 0 | 0 | 0 | 0.0 |
| TEAM | | | | | | | | | | 1 | | | | | |
| Totals..... | 5 | 55 | 23 | 184 | .174 | 52 | 5 | 4 | 5 | 91 | 0 | 30 | 2 | 3 | 75.0 |

| Texas Tech | SP | K | E | TA | PCT | A | SA | SE | RE | DIG | BS | BA | BE | BHE | PTS |
|-----------------|----|----|----|-----|------|----|----|----|----|-----|----|----|----|-----|------|
| Northcut, Katy | 5 | 0 | 0 | 1 | .000 | 0 | 0 | 3 | 0 | 7 | 0 | 0 | 0 | 0 | 0.0 |
| Rittmann, Kylie | 5 | 0 | 0 | 3 | .000 | 5 | 0 | 1 | 0 | 23 | 0 | 0 | 0 | 0 | 0.0 |
| Owens, Missy | 5 | 8 | 4 | 16 | .250 | 51 | 1 | 1 | 0 | 18 | 0 | 3 | 0 | 1 | 10.5 |
| White, Allison | 5 | 8 | 2 | 22 | .273 | 0 | 2 | 0 | 0 | 1 | 0 | 2 | 0 | 0 | 11.0 |
| Keenan, Katy | 5 | 14 | 3 | 28 | .393 | 0 | 0 | 0 | 0 | 0 | 1 | 3 | 1 | 0 | 16.5 |
| Hill, Emily | 5 | 11 | 9 | 48 | .042 | 3 | 2 | 0 | 5 | 14 | 0 | 0 | 0 | 0 | 13.0 |
| Solano, Emerson | 5 | 0 | 0 | 2 | .000 | 7 | 0 | 4 | 0 | 23 | 0 | 0 | 0 | 0 | 0.0 |
| Gier, Kiari | 1 | 0 | 0 | 0 | .000 | 0 | 0 | 0 | 0 | 1 | 0 | 0 | 0 | 0 | 0.0 |
| Sagers, Maggie | 1 | 0 | 0 | 0 | .000 | 0 | 0 | 0 | 0 | 0 | 0 | 0 | 0 | 0 | 0.0 |
| Atwood, C | 5 | 8 | 8 | 42 | .000 | 0 | 0 | 0 | 0 | 5 | 0 | 1 | 0 | 0 | 8.5 |
| Kanas, Brooke | 5 | 23 | 4 | 42 | .452 | 0 | 0 | 0 | 0 | 1 | 0 | 1 | 0 | 0 | 23.5 |
| Totals..... | 5 | 72 | 30 | 204 | .206 | 66 | 5 | 9 | 5 | 93 | 1 | 10 | 1 | 1 | 83.0 |

MATCH 11

Green Bay RV K-State

Sept. 14, 2018 • Minneapolis, Minn. • Maturi Pavilion
K-State won 25-21, 25-15, 23-25, 25-12

| Green Bay | SP | K | E | TA | PCT | A | SA | SE | RE | DIG | BS | BA | BE | BHE | PTS |
|-----------------|----|----|----|-----|-------|----|----|----|----|-----|----|----|----|-----|------|
| Wolf, Taylor | 4 | 15 | 10 | 51 | .098 | 1 | 0 | 0 | 0 | 17 | 0 | 0 | 0 | 0 | 15.0 |
| Lauteschlager | 4 | 0 | 0 | 0 | .000 | 2 | 1 | 0 | 1 | 7 | 0 | 0 | 0 | 0 | 1.0 |
| Sledge, Ashley | 4 | 7 | 7 | 21 | .000 | 0 | 0 | 0 | 0 | 0 | 0 | 2 | 0 | 0 | 8.0 |
| Wolf, Jessica | 4 | 7 | 8 | 38 | -.026 | 0 | 0 | 0 | 0 | 1 | 0 | 1 | 0 | 0 | 7.5 |
| Eaton, Anna | 4 | 2 | 2 | 12 | .000 | 1 | 0 | 1 | 1 | 2 | 1 | 2 | 1 | 0 | 4.0 |
| Yoss, Maddie | 4 | 1 | 1 | 9 | .000 | 35 | 0 | 1 | 0 | 12 | 0 | 3 | 0 | 1 | 2.5 |
| Dorner, Alexis | 2 | 0 | 1 | 1 | 1.000 | 0 | 0 | 0 | 0 | 0 | 0 | 0 | 0 | 0 | 0.0 |
| Everingham, A | 4 | 0 | 0 | 0 | .000 | 1 | 2 | 0 | 1 | 13 | 0 | 0 | 0 | 0 | 2.0 |
| Kent, Micaela | 1 | 0 | 0 | 0 | .000 | 0 | 0 | 0 | 0 | 0 | 0 | 0 | 0 | 0 | 0.0 |
| Paulus, Kristen | 3 | 3 | 3 | 12 | .000 | 0 | 1 | 0 | 0 | 0 | 0 | 0 | 0 | 0 | 3.0 |
| Burnan, Vanessa | 4 | 0 | 0 | 1 | .000 | 1 | 2 | 0 | 0 | 23 | 0 | 0 | 0 | 0 | 2.0 |
| Zakuntsev, Alex | 3 | 7 | 1 | 20 | .300 | 0 | 0 | 0 | 2 | 2 | 0 | 0 | 0 | 0 | 7.0 |
| Chouhlin, S | 2 | 0 | 1 | 5 | -.200 | 0 | 0 | 1 | 0 | 3 | 0 | 0 | 0 | 0 | 0.0 |
| Totals..... | 4 | 42 | 34 | 170 | .047 | 41 | 5 | 4 | 5 | 80 | 1 | 8 | 1 | 1 | 52.0 |

| K-State | SP | K | E | TA | PCT | A | SA | SE | RE | DIG | BS | BA | BE | BHE | PTS |
|------------------|----|----|----|-----|-------|----|----|----|----|-----|----|----|----|-----|------|
| Killeen, Reilly | 4 | 0 | 0 | 0 | .000 | 0 | 0 | 0 | 0 | 9 | 0 | 0 | 0 | 0 | 0.0 |
| Sandbothe, Elle | 4 | 5 | 1 | 12 | .333 | 0 | 0 | 0 | 0 | 0 | 0 | 2 | 0 | 0 | 6.0 |
| Dixon, Sarah | 4 | 0 | 0 | 5 | .000 | 42 | 1 | 0 | 0 | 12 | 0 | 0 | 0 | 4 | 1.0 |
| Zumach, Kylee | 4 | 20 | 0 | 39 | .513 | 0 | 0 | 2 | 3 | 10 | 0 | 4 | 0 | 0 | 22.0 |
| Flowers, Macy | 4 | 7 | 2 | 23 | .217 | 0 | 0 | 2 | 0 | 1 | 1 | 7 | 0 | 0 | 11.5 |
| Mutiri, Gloria | 4 | 9 | 2 | 26 | .269 | 0 | 1 | 0 | 0 | 14 | 0 | 4 | 2 | 0 | 12.0 |
| Schultejans, A | 2 | 4 | 2 | 11 | .182 | 0 | 3 | 0 | 0 | 3 | 0 | 1 | 0 | 0 | 7.5 |
| Smith, Jacques | 2 | 0 | 0 | 0 | .000 | 0 | 0 | 0 | 0 | 3 | 0 | 0 | 0 | 0 | 0.0 |
| Hayne, Brooke | 1 | 2 | 1 | 3 | .333 | 0 | 0 | 1 | 0 | 1 | 0 | 0 | 0 | 0 | 2.0 |
| Williams, Peyton | 2 | 1 | 1 | 4 | .000 | 0 | 0 | 0 | 0 | 2 | 0 | 2 | 0 | 0 | 2.0 |
| Vernon, Megan | 1 | 1 | 0 | 1 | 1.000 | 0 | 0 | 0 | 0 | 0 | 0 | 0 | 0 | 0 | 1.0 |
| Gyimes, Zsafia | 4 | 0 | 1 | 1 | 1.000 | 0 | 0 | 2 | 0 | 0 | 0 | 0 | 0 | 0 | 6.0 |
| Carlson, Brynn | 3 | 4 | 3 | 27 | .037 | 0 | 0 | 0 | 0 | 4 | 1 | 2 | 1 | 0 | 0.0 |
| Weber, McKenzie | 1 | 0 | 0 | 0 | .000 | 0 | 0 | 1 | 2 | 0 | 0 | 0 | 0 | 0 | 0.0 |
| Fairfield, Devan | 4 | 0 | 0 | 0 | .000 | 4 | 0 | 0 | 0 | 16 | 0 | 0 | 0 | 0 | 0.0 |
| TEAM | | | | | | | | 1 | | | | | | | |
| Totals..... | 4 | 53 | 13 | 152 | .263 | 47 | 5 | 9 | 5 | 77 | 2 | 22 | 3 | 4 | 71.0 |


**MATCH
19**
**K-State
#24 Baylor**
**3
0**

 Oct. 20, 2018 • Waco, Texas • Ferrell Center
K-State won 25-23, 27-25, 28-26

| K-State | SP | K | E | TA | PCT | A | SA | SE | RE | DIG | BS | BA | BE | BHE | PTS |
|------------------|----|----|----|-----|-------|----|----|----|----|-----|----|----|----|-----|------|
| Sandbothe, Elle | 3 | 6 | 3 | 16 | .188 | 0 | 0 | 0 | 0 | 0 | 2 | 3 | 0 | 0 | 9.5 |
| Dixon, Sarah | 3 | 0 | 1 | 2 | -.500 | 47 | 1 | 0 | 0 | 8 | 0 | 0 | 0 | 0 | 1.0 |
| Zumach, Kylee | 3 | 11 | 4 | 33 | .212 | 0 | 0 | 0 | 0 | 8 | 0 | 4 | 0 | 0 | 13.0 |
| Heyne, Brooke | 3 | 15 | 1 | 30 | .467 | 0 | 0 | 0 | 0 | 6 | 0 | 1 | 0 | 0 | 15.5 |
| Williams, Peyton | 3 | 11 | 0 | 20 | .550 | 1 | 0 | 3 | 0 | 3 | 0 | 4 | 0 | 0 | 13.0 |
| Mutiri, Gloria | 3 | 10 | 4 | 33 | .182 | 0 | 0 | 0 | 0 | 7 | 0 | 2 | 0 | 0 | 11.0 |
| Killeen, Reilly | 3 | 0 | 0 | 0 | .000 | 2 | 1 | 1 | 0 | 7 | 0 | 0 | 0 | 0 | 1.0 |
| Schultejans, A | 1 | 0 | 0 | 0 | .000 | 0 | 0 | 0 | 0 | 0 | 0 | 0 | 0 | 0 | 0.0 |
| Gyimes, Zsafia | 3 | 0 | 0 | 0 | .000 | 0 | 0 | 1 | 0 | 2 | 0 | 0 | 0 | 0 | 0.0 |
| Fairfield, Devan | 3 | 1 | 0 | 1 | 1.000 | 1 | 0 | 0 | 1 | 15 | 0 | 0 | 0 | 0 | 1.0 |
| Totals..... | 3 | 54 | 13 | 135 | .304 | 51 | 2 | 5 | 1 | 56 | 2 | 14 | 0 | 0 | 65.0 |

| Baylor | SP | K | E | TA | PCT | A | SA | SE | RE | DIG | BS | BA | BE | BHE | PTS |
|--------------------|----|----|----|-----|------|----|----|----|----|-----|----|----|----|-----|------|
| Fanning, Shelly | 3 | 10 | 3 | 20 | .350 | 3 | 0 | 0 | 0 | 4 | 0 | 2 | 0 | 0 | 11.0 |
| van der Mark, M | 2 | 2 | 1 | 9 | .111 | 1 | 0 | 0 | 0 | 1 | 0 | 1 | 0 | 0 | 2.5 |
| Lockin, Hannah | 3 | 5 | 0 | 6 | .833 | 38 | 0 | 0 | 0 | 10 | 0 | 2 | 0 | 0 | 6.0 |
| Jackson, Jaelyn | 3 | 2 | 2 | 7 | .000 | 0 | 0 | 0 | 0 | 0 | 0 | 6 | 1 | 0 | 5.0 |
| Hunt, Braya | 3 | 0 | 0 | 1 | .000 | 0 | 0 | 0 | 0 | 1 | 10 | 0 | 0 | 0 | 0.0 |
| Pressley, Yossiana | 3 | 22 | 9 | 52 | .250 | 3 | 0 | 1 | 1 | 9 | 0 | 2 | 0 | 0 | 23.0 |
| Wulf, Tara | 3 | 0 | 0 | 0 | .000 | 3 | 0 | 1 | 0 | 9 | 0 | 0 | 0 | 0 | 0.0 |
| Sacra, Sydney | 2 | 0 | 0 | 0 | .000 | 0 | 0 | 0 | 0 | 0 | 0 | 0 | 0 | 0 | 0.0 |
| Marburger, Taylor | 3 | 0 | 0 | 0 | .000 | 2 | 1 | 1 | 0 | 6 | 0 | 0 | 0 | 0 | 1.0 |
| Coleman, Bri | 3 | 9 | 4 | 29 | .172 | 1 | 0 | 2 | 0 | 4 | 0 | 3 | 0 | 0 | 10.5 |
| Fritcher, Ashley | 2 | 4 | 0 | 9 | .444 | 0 | 0 | 0 | 0 | 1 | 0 | 0 | 0 | 0 | 4.0 |
| Bramschrreiber, S | 1 | 0 | 0 | 0 | .000 | 1 | 0 | 0 | 0 | 2 | 0 | 0 | 0 | 0 | 0.0 |
| Totals..... | 3 | 54 | 19 | 133 | .263 | 52 | 1 | 5 | 2 | 56 | 0 | 16 | 1 | 0 | 63.0 |

**MATCH
22**
**West Virginia
K-State**

Nov. 3, 2018 • Manhattan, Kan. • Ahearn Field House

| West Virginia | SP | K | E | TA | PCT | A | SA | SE | RE | DIG | BS | BA | BE | BHE | PTS |
|---------------|----|---|---|----|-----|---|----|----|----|-----|----|----|----|-----|-----|
|---------------|----|---|---|----|-----|---|----|----|----|-----|----|----|----|-----|-----|

| K-State | SP | K | E | TA | PCT | A | SA | SE | RE | DIG | BS | BA | BE | BHE | PTS |
|---------|----|---|---|----|-----|---|----|----|----|-----|----|----|----|-----|-----|
|---------|----|---|---|----|-----|---|----|----|----|-----|----|----|----|-----|-----|

**MATCH
25**
**K-State
KU**

Nov. 14, 2018 • Lawrence, Kan. • Horejsi Center

| K-State | SP | K | E | TA | PCT | A | SA | SE | RE | DIG | BS | BA | BE | BHE | PTS |
|---------|----|---|---|----|-----|---|----|----|----|-----|----|----|----|-----|-----|
|---------|----|---|---|----|-----|---|----|----|----|-----|----|----|----|-----|-----|

| KU | SP | K | E | TA | PCT | A | SA | SE | RE | DIG | BS | BA | BE | BHE | PTS |
|----|----|---|---|----|-----|---|----|----|----|-----|----|----|----|-----|-----|
|----|----|---|---|----|-----|---|----|----|----|-----|----|----|----|-----|-----|

**MATCH
20**
**Oklahoma
RV K-State**
**3
1**

 Oct. 24, 2018 • Manhattan, Kan. • Ahearn Field House
Oklahoma won 25-23, 25-17, 23-25, 25-19

| Oklahoma | SP | K | E | TA | PCT | A | SA | SE | RE | DIG | BS | BA | BE | BHE | PTS |
|------------------|----|----|----|-----|------|----|----|----|----|-----|----|----|----|-----|------|
| Anderson, Paige | 4 | 12 | 3 | 24 | .375 | 0 | 0 | 1 | 0 | 1 | 0 | 9 | 1 | 0 | 16.5 |
| McLaughlin, K | 4 | 3 | 0 | 9 | .333 | 52 | 1 | 0 | 0 | 9 | 0 | 7 | 0 | 1 | 7.5 |
| Enneking, Alyssa | 4 | 18 | 9 | 57 | .158 | 0 | 0 | 3 | 0 | 14 | 0 | 5 | 1 | 0 | 20.5 |
| Sanders, Sarah | 4 | 11 | 1 | 25 | .400 | 0 | 0 | 0 | 0 | 1 | 0 | 5 | 0 | 0 | 13.5 |
| Kadiku, Brianna | 4 | 4 | 1 | 16 | .188 | 0 | 0 | 0 | 0 | 0 | 0 | 10 | 0 | 0 | 9.0 |
| Miller, Morgan | 4 | 10 | 3 | 29 | .241 | 1 | 0 | 1 | 1 | 18 | 0 | 2 | 1 | 0 | 11.0 |
| Zampati, Olga | 1 | 0 | 0 | 0 | .000 | 0 | 0 | 0 | 0 | 0 | 0 | 0 | 0 | 0 | 0.0 |
| Sanchez, Haley | 3 | 0 | 0 | 0 | .000 | 0 | 1 | 2 | 0 | 0 | 0 | 0 | 0 | 0 | 1.0 |
| Kinley, Keyton | 4 | 0 | 0 | 0 | .000 | 2 | 0 | 1 | 3 | 24 | 0 | 0 | 0 | 0 | 0.0 |
| Harty, Aysia | 4 | 0 | 0 | 0 | .000 | 2 | 0 | 3 | 0 | 10 | 0 | 0 | 0 | 0 | 0.0 |
| TEAM | | | | | | | | | | 1 | | | | | |
| Totals..... | 4 | 58 | 17 | 160 | .256 | 57 | 2 | 11 | 5 | 77 | 0 | 38 | 3 | 1 | 79.0 |

| K-State | SP | K | E | TA | PCT | A | SA | SE | RE | DIG | BS | BA | BE | BHE | PTS |
|------------------|----|----|----|-----|-------|----|----|----|----|-----|----|----|----|-----|------|
| Sandbothe, Elle | 4 | 10 | 3 | 28 | .250 | 0 | 0 | 0 | 0 | 0 | 7 | 0 | 2 | | 13.5 |
| Dixon, Sarah | 4 | 0 | 0 | 4 | .000 | 39 | 0 | 2 | 0 | 14 | 0 | 1 | 0 | 1 | 0.5 |
| Zumach, Kylee | 4 | 7 | 8 | 31 | -.032 | 1 | 0 | 1 | 0 | 9 | 0 | 1 | 0 | 0 | 7.5 |
| Heyne, Brooke | 4 | 14 | 8 | 41 | .146 | 0 | 0 | 0 | 0 | 6 | 0 | 2 | 0 | 0 | 15.0 |
| Williams, Peyton | 4 | 5 | 1 | 16 | .250 | 0 | 1 | 0 | 0 | 3 | 0 | 3 | 0 | 0 | 7.5 |
| Mutiri, Gloria | 4 | 9 | 6 | 32 | .094 | 0 | 1 | 0 | 0 | 14 | 0 | 6 | 0 | 0 | 13.0 |
| Killeen, Reilly | 4 | 0 | 0 | 0 | .000 | 1 | 3 | 0 | 0 | 9 | 0 | 0 | 0 | 0 | 3.0 |
| Schultejans, A | 2 | 4 | 3 | 15 | .067 | 0 | 0 | 1 | 0 | 6 | 0 | 0 | 0 | 0 | 4.0 |
| Smith, Jacque | 2 | 0 | 0 | 0 | .000 | 0 | 0 | 0 | 0 | 0 | 0 | 0 | 0 | 0 | 0.0 |
| Gyimes, Zsafia | 4 | 0 | 0 | 0 | .000 | 0 | 0 | 2 | 0 | 1 | 0 | 0 | 0 | 0 | 0.0 |
| Fairfield, Devan | 4 | 0 | 0 | 0 | .000 | 4 | 0 | 0 | 1 | 11 | 0 | 0 | 0 | 0 | 0.0 |
| TEAM | | | | | | | | | | 1 | | | | | |
| Totals..... | 4 | 49 | 29 | 167 | .120 | 45 | 5 | 6 | 2 | 73 | 0 | 20 | 0 | 3 | 64.0 |

**MATCH
23**
**K-State
Texas**

Nov. 7, 2018 • Austin, Texas • Gregory Gymnasium

| K-State | SP | K | E | TA | PCT | A | SA | SE | RE | DIG | BS | BA | BE | BHE | PTS |
|---------|----|---|---|----|-----|---|----|----|----|-----|----|----|----|-----|-----|
|---------|----|---|---|----|-----|---|----|----|----|-----|----|----|----|-----|-----|

| Texas | SP | K | E | TA | PCT | A | SA | SE | RE | DIG | BS | BA | BE | BHE | PTS |
|-------|----|---|---|----|-----|---|----|----|----|-----|----|----|----|-----|-----|
|-------|----|---|---|----|-----|---|----|----|----|-----|----|----|----|-----|-----|

**MATCH
26**
**Texas Tech
K-State**

Nov. 17, 2018 • Manhattan, Kan. • Ahearn Field House

| Texas Tech | SP | K | E | TA | PCT | A | SA | SE | RE | DIG | BS | BA | BE | BHE | PTS |
|------------|----|---|---|----|-----|---|----|----|----|-----|----|----|----|-----|-----|
|------------|----|---|---|----|-----|---|----|----|----|-----|----|----|----|-----|-----|

| K-State | SP | K | E | TA | PCT | A | SA | SE | RE | DIG | BS | BA | BE | BHE | PTS |
|---------|----|---|---|----|-----|---|----|----|----|-----|----|----|----|-----|-----|
|---------|----|---|---|----|-----|---|----|----|----|-----|----|----|----|-----|-----|

**MATCH
21**
**RV K-State
Iowa State**
**1
3**

 Oct. 26, 2018 • Ames, Iowa • Hilton Coliseum
Iowa State won 25-15, 21-25, 26-24, 25-15

| K-State | SP | K | E | TA | PCT | A | SA | SE | RE | DIG | BS | BA | BE | BHE | PTS |
|------------------|----|----|----|-----|-------|----|----|----|----|-----|----|----|----|-----|------|
| Sandbothe, Elle | 4 | 11 | 0 | 17 | .647 | 0 | 0 | 0 | 0 | 1 | 1 | 1 | 1 | 0 | 12.5 |
| Dixon, Sarah | 4 | 1 | 1 | 10 | .000 | 43 | 0 | 0 | 0 | 10 | 0 | 1 | 0 | 0 | 1.5 |
| Zumach, Kylee | 4 | 14 | 8 | 43 | .140 | 1 | 1 | 0 | 0 | 17 | 0 | 1 | 1 | 0 | 15.5 |
| Heyne, Brooke | 1 | 2 | 4 | 9 | -.222 | 0 | 0 | 0 | 0 | 1 | 0 | 0 | 0 | 0 | 2.0 |
| Williams, Peyton | 2 | 2 | 3 | 8 | -.125 | 0 | 0 | 0 | 0 | 0 | 0 | 1 | 0 | 0 | 2.5 |
| Mutiri, Gloria | 4 | 8 | 2 | 30 | .200 | 0 | 1 | 2 | 0 | 10 | 1 | 0 | 0 | 0 | 10.0 |
| Killeen, Reilly | 4 | 0 | 0 | 0 | .000 | 1 | 0 | 0 | 1 | 3 | 0 | 0 | 0 | 0 | 0.0 |
| Schultejans, A | 4 | 11 | 1 | 37 | .270 | 0 | 1 | 1 | 0 | 3 | 0 | 2 | 1 | 0 | 13.0 |
| Smith, Jacque | 4 | 0 | 0 | 0 | .000 | 0 | 0 | 0 | 0 | 2 | 0 | 0 | 0 | 0 | 0.0 |
| Flowers, Macy | 4 | 0 | 2 | 8 | -.250 | 0 | 1 | 1 | 0 | 4 | 0 | 2 | 0 | 0 | 2.0 |
| Gyimes, Zsafia | 4 | 0 | 0 | 0 | .000 | 0 | 1 | 2 | 0 | 1 | 0 | 0 | 0 | 0 | 1.0 |
| Fairfield, Devan | 4 | 0 | 0 | 0 | .000 | 0 | 0 | 0 | 0 | 19 | 0 | 0 | 0 | 0 | 0.0 |
| TEAM | | | | | | | | | | 2 | | | | | |
| Totals..... | 4 | 49 | 21 | 162 | .173 | 45 | 5 | 6 | 3 | 71 | 2 | 8 | 3 | 0 | 60.0 |

| Iowa State | SP | K | E | TA | PCT | A | SA | SE | RE | DIG | BS | BA | BE | BHE | PTS |
|------------------|----|----|----|-----|------|----|----|----|----|-----|----|----|----|-----|------|
| Herbst, Josie | 4 | 13 | 3 | 32 | .312 | 1 | 0 | 1 | 0 | 6 | 0 | 0 | 0 | 0 | 13.0 |
| Holthaus, E | 4 | 9 | 5 | 24 | .167 | 0 | 0 | 0 | 0 | 1 | 0 | 4 | 1 | 1 | 11.0 |
| Lazard, Grace | 4 | 17 | 3 | 28 | .500 | 1 | 0 | 1 | 0 | 4 | 2 | 5 | 0 | 0 | 21.5 |
| Mauck, Piper | 4 | 4 | 0 | 10 | .400 | 54 | 1 | 2 | 0 | 8 | 0 | 4 | 0 | 0 | 7.0 |
| Schaben, Jess | 4 | 16 | 5 | 53 | .208 | 1 | 0 | 2 | 0 | 13 | 0 | 1 | 0 | 0 | 16.5 |
| Herrera, C | 4 | 8 | 1 | 16 | .438 | 0 | 0 | 0 | 0 | 2 | 0 | 4 | 0 | 0 | 10.0 |
| Baranski, Taylor | 4 | 0 | 0 | 0 | .000 | 0 | 0 | 0 | 0 | 1 | 10 | 0 | 0 | 0 | 0.0 |
| Enna, Izzy | 4 | 0 | 0 | 0 | .000 | 3 | 1 | 0 | 2 | 19 | 0 | 0 | 0 | 0 | 1.0 |
| Hillegas, Hali | 4 | 0 | 0 | 0 | .000 | 1 | 1 | 0 | 0 | 13 | 0 | 0 | 0 | 0 | 1.0 |
| TEAM | | | | | | | | | | 2 | | | | | |
| Totals..... | 4 | 67 | 17 | 163 | .307 | 61 | 3 | 6 | 5 | 76 | 2 | 18 | 1 | 1 | 81.0 |

**MATCH
24**
**Baylor
K-State**

Nov. 10, 2018 • Manhattan, Kan. • Ahearn Field House

| Baylor | SP | K | E | TA | PCT | A | SA | SE | RE | DIG | BS | BA | BE | BHE | PTS |
|--------|----|---|---|----|-----|---|----|----|----|-----|----|----|----|-----|-----|
|--------|----|---|---|----|-----|---|----|----|----|-----|----|----|----|-----|-----|

| K-State | SP | K | E | TA | PCT | A | SA | SE | RE | DIG | BS | BA | BE | BHE | PTS |
|---------|----|---|---|----|-----|---|----|----|----|-----|----|----|----|-----|-----|
|---------|----|---|---|----|-----|---|----|----|----|-----|----|----|----|-----|-----|

**MATCH
27**
**K-State
TCU**

Nov. 21, 2018 • Fort Worth, Texas • The Rickel

| K-State | SP | K | E | TA | PCT | A | SA | SE | RE | DIG | BS | BA | BE | BHE | PTS |
|---------|----|---|---|----|-----|---|----|----|----|-----|----|----|----|-----|-----|
|---------|----|---|---|----|-----|---|----|----|----|-----|----|----|----|-----|-----|

| TCU | SP | K | E | TA | PCT | A | SA | SE | RE | DIG | BS | BA | BE | BHE | PTS |
|-----|----|---|---|----|-----|---|----|----|----|-----|----|----|----|-----|-----|
|-----|----|---|---|----|-----|---|----|----|----|-----|----|----|----|-----|-----|



2018 BIG 12 STANDINGS

| Team | Big 12 Record | Pct | Home | Away | Neutral | Streak | Overall Record | Pct | Home | Away | Neutral | Streak |
|----------------|---------------|-------------|------------|------------|------------|-----------|----------------|-------------|------------|------------|------------|-----------|
| Texas | 10-1 | .909 | 5-0 | 5-1 | 0-0 | W5 | 15-4 | .789 | 7-1 | 5-3 | 3-0 | W5 |
| Kansas | 7-3 | .700 | 4-1 | 3-2 | 0-0 | W1 | 14-7 | .667 | 8-4 | 4-3 | 2-0 | W1 |
| Baylor | 6-4 | .600 | 3-2 | 3-2 | 0-0 | W2 | 14-7 | .667 | 9-3 | 4-3 | 1-1 | W2 |
| Texas Tech | 5-5 | .500 | 4-1 | 1-4 | 0-0 | W1 | 16-8 | .667 | 7-1 | 4-6 | 5-1 | W1 |
| Oklahoma | 5-5 | .500 | 3-2 | 2-3 | 0-0 | L1 | 13-9 | .591 | 6-2 | 4-4 | 3-3 | L1 |
| Iowa State | 5-5 | .500 | 2-3 | 3-2 | 0-0 | W1 | 12-11 | .522 | 5-6 | 5-4 | 2-1 | W1 |
| TCU | 4-7 | .364 | 3-2 | 1-5 | 0-0 | L3 | 12-10 | .545 | 11-2 | 1-6 | 0-2 | L3 |
| K-State | 2-8 | .200 | 1-4 | 1-4 | 0-0 | L2 | 12-9 | .571 | 5-4 | 5-4 | 2-1 | L2 |
| West Virginia | 2-8 | .200 | 2-4 | 0-4 | 0-0 | L1 | 10-13 | .435 | 7-5 | 2-5 | 1-3 | L1 |

AVCA Top 25 Coaches Poll (Highest Ranking)

| | | | | | | | | |
|---------|------------|---------|----------------|----------|---------|-------|------------|---------------|
| Baylor | Iowa State | Kansas | K-State | Oklahoma | TCU | Texas | Texas Tech | West Virginia |
| RV (12) | -- (21) | RV (22) | -- (RV) | -- (--) | -- (--) | 6 (2) | -- (RV) | -- (--) |

RPI (Oct. 29)

| | | | | | | | | |
|--------|------------|--------|----------------|----------|-----|-------|------------|---------------|
| Baylor | Iowa State | Kansas | K-State | Oklahoma | TCU | Texas | Texas Tech | West Virginia |
| 21 | 63 | 28 | 60 | 78 | 77 | 5 | 54 | 113 |

PRESEASON COACHES' POLL

| RK | TEAM (First-Place Votes) | Points |
|----|--------------------------|-----------|
| 1. | Texas (7) | 63 |
| 2. | Baylor (3) | 58 |
| 3. | Iowa State | 49 |
| 4. | Kansas | 42 |
| 5. | K-State | 32 |
| 6. | TCU | 26 |
| 7. | Texas Tech | 23 |
| 8. | Oklahoma | 21 |
| 9. | West Virginia | 10 |

Coaches were not allowed to vote for their own team

PRESEASON ALL-BIG 12 TEAM

| NAME, SCHOOL | POS | HT | CL |
|------------------------------|-----------|------------|-------------|
| Shelly Fanning, Baylor | MB | 6-2 | JR |
| Hannah Lockin, Baylor | S | 6-0 | SO |
| Yossiana Pressley, Baylor | OH | 6-0 | SO |
| Hali Hillegas, Iowa State | L | 5-6 | JR |
| Grace Lazard, Iowa State | MB | 6-2 | SR |
| Jess Schaben, Iowa State | OH | 6-2 | SR |
| Jada Burse, Kansas | OH | 6-1 | JR |
| Gabby Simpson, Kansas | S/RS | 6-3 | SR |
| Kylee Zumach, K-State | OH | 6-4 | R-SR |
| Alyssa Enneking, Oklahoma | OH | 5-11 | SR |
| Kylee McLaughlin, Oklahoma | S | 6-1 | SO |
| Anna Walsh, TCU | MB | 6-2 | SR |
| Yaasmeen Bedart-Ghani, Texas | OH | 6-4 | SR |
| Morgan Johnson, Texas | MB | 6-3 | SR |
| Micaya White, Texas | OH | 6-1 | JR |
| Missy Owens, Texas Tech | S | 6-1 | SR |

Coaches were not allowed to vote for their own student-athletes

PRESEASON AWARDS

Player of the Year

Micaya White, Texas (OH, Jr.)

Freshman of the Year

Logan Eggleston, Texas (OH, Fr.)

BIG 12 PLAYER OF THE WEEK AWARDS

OFFENSIVE PLAYER OF THE WEEK

| Player (School) | Week |
|--|----------|
| Kylee Zumach (K-State) /Shelly Fanning (Baylor) | Aug. 27 |
| Sarah Dixon (K-State) | Sept. 3 |
| Yossiana Pressley (Baylor) | Sept. 10 |
| Kylee Zumach (K-State) | Sept. 17 |
| Yossiana Pressley (Baylor) | Sept. 24 |
| Micaya White (Texas) | Oct. 1 |
| Katie Clark (TCU) | Oct. 8 |
| Shelly Fanning (Baylor) | Oct. 15 |
| Sarah Dixon (K-State) /Micaya White (Texas) | Oct. 22 |
| Shelly Fanning (Baylor) | Oct. 29 |
| | Nov. 5 |
| | Nov. 12 |
| | Nov. 19 |
| | Nov. 26 |

DEFENSIVE PLAYER OF THE WEEK

| Player (School) | Week |
|-----------------------------|----------|
| Morgan Johnson (Texas) | Aug. 27 |
| Hali Hillegas (Iowa State) | Sept. 3 |
| Hali Hillegas (Iowa State) | Sept. 10 |
| Katie DeMeo (West Virginia) | Sept. 17 |
| Zoe Hill (Kansas) | Sept. 24 |
| Rachel Langs (Kansas) | Oct. 1 |
| Zoe Hill (Kansas) | Oct. 8 |
| Keyton Kinley (Oklahoma) | Oct. 15 |
| Keyton Kinley (Oklahoma) | Oct. 22 |
| Brianna Kadiku (Oklahoma) | Oct. 29 |
| | Nov. 5 |
| | Nov. 12 |
| | Nov. 19 |
| | Nov. 26 |

ROOKIE OF THE WEEK

| Player (School) | Week |
|--------------------------------|----------|
| elan McCall (TCU) | Aug. 27 |
| elan McCall (TCU) | Sept. 3 |
| elan McCall (TCU) | Sept. 10 |
| Gloria Mutiri (K-State) | Sept. 17 |
| Brooke Kanas (Texas Tech) | Sept. 24 |
| elan McCall (TCU) | Oct. 1 |
| Katie Clark (TCU) | Oct. 8 |
| Rachel Langs (Kansas) | Oct. 15 |
| Brooke Heyne (K-State) | Oct. 22 |
| Brooke Kanas (Texas Tech) | Oct. 29 |
| | Nov. 5 |
| | Nov. 12 |
| | Nov. 19 |
| | Nov. 26 |



1

reilly
KILLEEN

DEFENSIVE SPECIALIST/LIBERO

SENIOR \ \ 5-4

HONOLULU, HAWAI'I \ \ ARIZONA (IOLANI SCHOOL)

**SEASON HIGHS**

Digs: 10 10/3/18, at Texas Tech
Aces: 3 10/24/18, Oklahoma
Assists: 2 5x, 10/20/18, at Baylor

CAREER HIGHS

Digs: 29 10/28/17, at Texas Tech
Aces: 4 9/7/17 vs North Florida
Assists: 5 4x; Last: 10/28/17, at TTU

BIG 12 HIGHS

Digs: 29 10/28/17, at Texas Tech
Aces: 3 10/24/18, Oklahoma
Assists: 5 2x; Last: 10/28/17, at TTU

2018 MATCH BY MATCH

| Date | Opponent | SP | K | E | TA | Pct | A | SA | SE | RE | DIG | BS | BA | BE | Tot | BHE | PTS |
|---------------|-------------------|-----------|----------|----------|----------|-------------|-----------|----------|-----------|----------|------------|----------|----------|----------|------------|----------|-------------|
| Aug 25 | at Hawai'i | 3 | 0 | 0 | 0 | .000 | 2 | 2 | 2 | 0 | 6 | 0 | 0 | 0 | 0.0 | 0 | 2.0 |
| Aug 26 | at Hawai'i | 3 | 0 | 0 | 0 | .000 | 0 | 0 | 0 | 0 | 7 | 0 | 0 | 0 | 0.0 | 0 | 0.0 |
| Aug 31 | vs Marquette | 3 | 0 | 0 | 0 | .000 | 0 | 1 | 1 | 1 | 8 | 0 | 0 | 0 | 0.0 | 0 | 1.0 |
| Sep 1 | at Saint Louis | 4 | 0 | 0 | 0 | .000 | 2 | 0 | 1 | 1 | 2 | 0 | 0 | 0 | 0.0 | 0 | 0.0 |
| Sep 1 | vs. Western Ky. | 4 | 0 | 0 | 0 | .000 | 0 | 0 | 0 | 0 | 3 | 0 | 0 | 0 | 0.0 | 0 | 0.0 |
| Sep 4 | MISSOURI STATE | 3 | 0 | 0 | 0 | .000 | 2 | 0 | 0 | 0 | 3 | 0 | 0 | 0 | 0.0 | 0 | 0.0 |
| Sep 7 | NORTH TEXAS | 3 | 0 | 0 | 0 | .000 | 1 | 0 | 1 | 1 | 2 | 0 | 0 | 0 | 0.0 | 0 | 0.0 |
| Sep 7 | OREGON STATE | 4 | 0 | 1 | 1 | -1.000 | 0 | 0 | 0 | 0 | 4 | 0 | 0 | 0 | 0.0 | 0 | 0.0 |
| Sep 8 | OMAHA | 3 | 0 | 0 | 0 | .000 | 0 | 0 | 0 | 0 | 4 | 0 | 0 | 0 | 0.0 | 0 | 0.0 |
| Sep 11 | at UMKC | 3 | 0 | 0 | 0 | .000 | 1 | 0 | 0 | 0 | 5 | 0 | 0 | 0 | 0.0 | 0 | 0.0 |
| Sep 14 | vs Green Bay | 4 | 0 | 0 | 0 | .000 | 0 | 0 | 0 | 0 | 9 | 0 | 0 | 0 | 0.0 | 0 | 0.0 |
| Sep 15 | at #7 Minnesota | CANCELLED | | | | | | | | | | | | | | | |
| Sep 19 | #5 TEXAS* | 5 | 0 | 0 | 0 | .000 | 0 | 0 | 0 | 1 | 8 | 0 | 0 | 0 | 0.0 | 0 | 0.0 |
| Sep 21 | at Oklahoma* | 3 | 1 | 0 | 1 | 1.000 | 2 | 0 | 1 | 0 | 4 | 0 | 0 | 0 | 0.0 | 0 | 1.0 |
| Sep 26 | at West Virginia* | 3 | 0 | 0 | 0 | .000 | 0 | 0 | 0 | 1 | 2 | 0 | 0 | 0 | 0.0 | 0 | 0.0 |
| Sep 29 | TCU* | 4 | 0 | 0 | 0 | .000 | 1 | 0 | 0 | 0 | 6 | 0 | 0 | 0 | 0.0 | 0 | 0.0 |
| Oct 3 | at Texas Tech* | 5 | 0 | 0 | 2 | .000 | 0 | 0 | 0 | 2 | 10 | 0 | 0 | 0 | 0.0 | 0 | 0.0 |
| Oct 10 | IOWA STATE* | 4 | 0 | 0 | 0 | .000 | 0 | 2 | 1 | 0 | 6 | 0 | 0 | 0 | 0.0 | 0 | 2.0 |
| Oct 17 | #22 KU* | 4 | 0 | 0 | 0 | .000 | 0 | 0 | 5 | 0 | 5 | 0 | 0 | 0 | 0.0 | 0 | 0.0 |
| Oct 20 | at #24 Baylor* | 3 | 0 | 0 | 0 | .000 | 2 | 1 | 1 | 0 | 7 | 0 | 0 | 0 | 0.0 | 0 | 1.0 |
| Oct 24 | OKLAHOMA* | 4 | 0 | 0 | 0 | .000 | 1 | 3 | 0 | 0 | 9 | 0 | 0 | 0 | 0.0 | 0 | 3.0 |
| Oct 26 | at Iowa State* | 4 | 0 | 0 | 0 | .000 | 1 | 0 | 0 | 1 | 3 | 0 | 0 | 0 | 0.0 | 0 | 0.0 |
| Nov 3 | WEST VIRGINIA* | | | | | | | | | | | | | | | | |
| Nov 7 | at Texas* | | | | | | | | | | | | | | | | |
| Nov 10 | BAYLOR* | | | | | | | | | | | | | | | | |
| Nov 14 | at KU* | | | | | | | | | | | | | | | | |
| Nov 17 | TEXAS TECH* | | | | | | | | | | | | | | | | |
| Nov 21 | at TCU* | | | | | | | | | | | | | | | | |
| Totals | | 76 | 1 | 1 | 4 | .000 | 15 | 9 | 13 | 8 | 113 | 0 | 0 | 0 | 0.0 | 0 | 10.0 |

CAREER HONORS

Big 12 Commissioner's Honor Roll (Fall '17)
 Big 12 Commissioner's Honor Roll (Spring '17)

MISCELLANEOUS

| | '18 | '17 | Total |
|------------|-----------|-----------|-------|
| 10+ Digs | 1 | 22 | 23 |
| 20+ Digs | 0 | 5 | 5 |
| 2+ Aces | 3 | 4 | 7 |
| 2+ Assists | 5 | 24 | 29 |

OVERALL CAREER

| Season | SP | MP | K | K/S | E | TA | Pct | A | A/S | SA | SA/S | SE | DIG | D/S | RE | BS | BA | TB | B/S | BE | BHE | PTS | PTS/S |
|--------------|------------|-----------|----------|-------------|----------|----------|--------------|-----------|-------------|-----------|-------------|-----------|------------|-------------|-----------|----------|----------|----------|-------------|----------|----------|-------------|-------------|
| 2017 | 116 | 29 | 0 | 0.00 | 1 | 1 | -1.000 | 75 | 0.65 | 19 | 0.16 | 19 | 412 | 3.55 | 34 | 0 | 0 | 0 | 0.00 | 0 | 0 | 19.0 | 0.16 |
| 2018 | 76 | 21 | 1 | 0.01 | 1 | 4 | .000 | 15 | 0.20 | 9 | 0.12 | 13 | 113 | 1.49 | 8 | 0 | 0 | 0 | 0.00 | 0 | 0 | 10.0 | 0.13 |
| TOTAL | 192 | 50 | 1 | 0.01 | 2 | 5 | -.200 | 90 | 0.47 | 28 | 0.15 | 32 | 525 | 2.73 | 42 | 0 | 0 | 0 | 0.00 | 0 | 0 | 29.0 | 0.15 |

BIG 12 CAREER

| Season | SP | MP | K | K/S | E | TA | Pct | A | A/S | SA | SA/S | SE | DIG | D/S | RE | BS | BA | TB | B/S | BE | BHE | PTS | PTS/S |
|--------------|------------|-----------|----------|-------------|----------|----------|-------------|-----------|-------------|-----------|-------------|-----------|------------|-------------|-----------|----------|----------|----------|-------------|----------|----------|-------------|-------------|
| 2017 | 66 | 16 | 0 | 0.00 | 0 | 0 | .000 | 38 | 0.58 | 9 | 0.14 | 10 | 250 | 3.79 | 20 | 0 | 0 | 0 | 0.00 | 0 | 0 | 9.0 | 0.14 |
| 2018 | 39 | 10 | 1 | 0.03 | 0 | 3 | .333 | 7 | 0.18 | 6 | 0.15 | 8 | 60 | 1.54 | 5 | 0 | 0 | 0 | 0.00 | 0 | 0 | 7.0 | 0.18 |
| TOTAL | 105 | 26 | 1 | 0.01 | 0 | 3 | .333 | 45 | 0.43 | 15 | 0.14 | 18 | 310 | 2.95 | 25 | 0 | 0 | 0 | 0.00 | 0 | 0 | 16.0 | 0.15 |



2

elle
SANDBOTHE

MIDDLE BLOCKER

JUNIOR \\\ 6-0

LEE'S SUMMIT, MO. \\\ LEE'S SUMMIT WEST HS



(SAND-BOTH-EE)



SEASON HIGHS

Kills: 12 10/17/18, KU
Att. %: .647 10/26/18, at Iowa State
Blocks: 10.0 9/7/18, Oregon State
Points: 13.5 2x, 10/24/18, Oklahoma

CAREER HIGHS

Kills: 12 10/17/18, KU
Att. %: .647 10/26/18, at Iowa State
Blocks: 10.0 9/7/18, Oregon State
Points: 13.5 2x, 9/1/18, vs. WKU

BIG 12 HIGHS

Kills: 12 10/17/18, KU
Att. %: .647 10/26/18, at Iowa State
Blocks: 9 11/9/16, at West Virginia
Points: 13.5 2x, 10/24/18, Oklahoma

2018 MATCH BY MATCH

| Date | Opponent | SP | K | E | TA | Pct | A | SA | SE | RE | DIG | BS | BA | BE | Tot | BHE | PTS |
|---------------|-------------------|-----------|------------|-----------|------------|-------------|----------|----------|----------|----------|-----------|----------|-----------|----------|-------------|----------|--------------|
| Aug 25 | at Hawai'i | 2 | 3 | 2 | 11 | .091 | 0 | 0 | 0 | 0 | 0 | 0 | 1 | 1 | 1.0 | 0 | 3.5 |
| Aug 26 | at Hawai'i | DNP | | | | | | | | | | | | | | | |
| Aug 31 | vs Marquette | 3 | 7 | 1 | 10 | .600 | 0 | 0 | 0 | 0 | 0 | 1 | 3 | 0 | 4.0 | 0 | 9.5 |
| Sep 1 | at Saint Louis | 4 | 9 | 1 | 21 | .381 | 2 | 0 | 0 | 0 | 1 | 0 | 4 | 1 | 4.0 | 0 | 11.0 |
| Sep 1 | vs. Western Ky. | 4 | 11 | 2 | 24 | .375 | 0 | 0 | 0 | 0 | 2 | 0 | 5 | 0 | 5.0 | 0 | 13.5 |
| Sep 4 | MISSOURI STATE | 3 | 8 | 3 | 15 | .333 | 0 | 0 | 0 | 0 | 0 | 1 | 1 | 0 | 2.0 | 0 | 9.5 |
| Sep 7 | NORTH TEXAS | 1 | 3 | 1 | 7 | .286 | 0 | 0 | 0 | 0 | 0 | 0 | 1 | 0 | 1.0 | 0 | 3.5 |
| Sep 7 | OREGON STATE | 4 | 6 | 1 | 18 | .278 | 0 | 0 | 0 | 0 | 4 | 0 | 10 | 1 | 10.0 | 0 | 11.0 |
| Sep 8 | OMAHA | DNP | | | | | | | | | | | | | | | |
| Sep 11 | at UMKC | 3 | 10 | 2 | 18 | .444 | 0 | 0 | 0 | 0 | 1 | 0 | 2 | 0 | 2.0 | 0 | 11.0 |
| Sep 14 | vs Green Bay | 4 | 5 | 1 | 12 | .333 | 0 | 0 | 0 | 0 | 0 | 0 | 2 | 0 | 2.0 | 0 | 6.0 |
| Sep 15 | at #7 Minnesota | CANCELLED | | | | | | | | | | | | | | | |
| Sep 19 | #5 TEXAS* | 5 | 5 | 1 | 15 | .267 | 3 | 0 | 0 | 0 | 2 | 0 | 3 | 0 | 3.0 | 0 | 6.5 |
| Sep 21 | at Oklahoma* | 3 | 5 | 3 | 14 | .143 | 0 | 0 | 0 | 0 | 1 | 0 | 0 | 2 | 0.0 | 0 | 5.0 |
| Sep 26 | at West Virginia* | DNP | | | | | | | | | | | | | | | |
| Sep 29 | TCU* | DNP | | | | | | | | | | | | | | | |
| Oct 3 | at Texas Tech* | DNP | | | | | | | | | | | | | | | |
| Oct 10 | IOWA STATE* | 4 | 10 | 4 | 22 | .273 | 0 | 0 | 0 | 0 | 1 | 0 | 5 | 0 | 5.0 | 0 | 12.5 |
| Oct 17 | #22 KU* | 4 | 12 | 2 | 20 | .500 | 0 | 0 | 0 | 0 | 1 | 0 | 2 | 2 | 2.0 | 0 | 13.0 |
| Oct 20 | at #24 Baylor* | 3 | 6 | 3 | 16 | .188 | 0 | 0 | 0 | 0 | 0 | 2 | 3 | 0 | 5.0 | 0 | 9.5 |
| Oct 24 | OKLAHOMA* | 4 | 10 | 3 | 28 | .250 | 0 | 0 | 0 | 0 | 0 | 0 | 7 | 0 | 7.0 | 2 | 13.5 |
| Oct 26 | at Iowa State* | 4 | 11 | 0 | 17 | .647 | 0 | 0 | 0 | 0 | 1 | 1 | 1 | 1 | 2.0 | 0 | 12.5 |
| Nov 3 | WEST VIRGINIA* | | | | | | | | | | | | | | | | |
| Nov 7 | at Texas* | | | | | | | | | | | | | | | | |
| Nov 10 | BAYLOR* | | | | | | | | | | | | | | | | |
| Nov 14 | at KU* | | | | | | | | | | | | | | | | |
| Nov 17 | TEXAS TECH* | | | | | | | | | | | | | | | | |
| Nov 21 | at TCU* | | | | | | | | | | | | | | | | |
| Totals | | 55 | 121 | 30 | 268 | .340 | 5 | 0 | 0 | 0 | 14 | 5 | 50 | 8 | 55.0 | 2 | 151.0 |

CAREER HONORS

Marcia E. Hamilton All-Tournament (2018)
 Academic All-Big 12 First Team (2017)
 Big 12 All-Freshman Team (2016)
 Academic All-Big 12 Rookie Team (2016-17)
 Big 12 Commissioner's Honor Roll (Fall '16)
 Big 12 Commissioner's Honor Roll (Spring '17)
 Big 12 Commissioner's Honor Roll (Fall '17)

MISCELLANEOUS

| | '18 | '17 | '16 | Total |
|------------------------|-----------|-----------|----------|-------|
| 5+ Kills | 14 | 13 | 11 | 38 |
| 10+ Kills | 6 | 2 | 2 | 10 |
| 5+ Blocks | 4 | 5 | 6 | 15 |
| 10+ Blocks | 1 | 0 | 0 | 1 |
| .300+ Hitting % | 8 | 8 | 7 | 25 |
| .400+ Hitting % | 4 | 6 | 6 | 16 |

OVERALL CAREER

| Season | SP | MP | K | K/S | E | TA | Pct | A | A/S | SA | SA/S | SE | DIG | D/S | RE | BS | BA | TB | B/S | BE | BHE | PTS | PTS/S |
|--------------|------------|-----------|------------|-------------|------------|------------|-------------|-----------|-------------|----------|-------------|-----------|-----------|-------------|----------|-----------|------------|------------|-------------|-----------|----------|--------------|-------------|
| 2016 | 58 | 21 | 96 | 1.66 | 50 | 211 | .218 | 3 | 0.05 | 0 | 0.00 | 3 | 17 | 0.29 | 0 | 4 | 59 | 63 | 1.09 | 8 | 0 | 129.5 | 2.22 |
| 2017 | 93 | 27 | 126 | 1.35 | 68 | 325 | .178 | 3 | 0.03 | 2 | 0.02 | 13 | 29 | 0.31 | 1 | 5 | 59 | 64 | 0.69 | 13 | 2 | 162.5 | 1.74 |
| 2018 | 55 | 16 | 121 | 2.20 | 30 | 268 | .340 | 5 | 0.09 | 0 | 0.00 | 0 | 14 | 0.25 | 0 | 5 | 50 | 55 | 1.00 | 8 | 2 | 151.0 | 2.75 |
| TOTAL | 206 | 64 | 343 | 1.67 | 148 | 804 | .243 | 11 | 0.05 | 2 | 0.01 | 16 | 60 | 0.29 | 1 | 14 | 168 | 182 | 0.88 | 29 | 4 | 443.0 | 2.15 |

BIG 12 CAREER

| Season | SP | MP | K | K/S | E | TA | Pct | A | A/S | SA | SA/S | SE | DIG | D/S | RE | BS | BA | TB | B/S | BE | BHE | PTS | PTS/S |
|--------------|------------|-----------|------------|-------------|-----------|------------|-------------|----------|-------------|----------|-------------|----------|-----------|-------------|----------|----------|-----------|------------|-------------|-----------|----------|--------------|-------------|
| 2016 | 36 | 10 | 65 | 1.81 | 32 | 132 | .250 | 2 | 0.06 | 0 | 0.00 | 2 | 10 | 0.28 | 0 | 4 | 36 | 40 | 1.11 | 3 | 0 | 87.0 | 2.42 |
| 2017 | 57 | 15 | 76 | 1.33 | 42 | 197 | .173 | 1 | 0.02 | 1 | 0.02 | 5 | 19 | 0.33 | 1 | 2 | 38 | 40 | 0.70 | 6 | 2 | 98.0 | 1.72 |
| 2018 | 27 | 7 | 59 | 2.19 | 16 | 132 | .326 | 3 | 0.11 | 0 | 0.00 | 0 | 6 | 0.22 | 0 | 3 | 21 | 24 | 0.89 | 5 | 2 | 72.5 | 2.67 |
| TOTAL | 120 | 32 | 200 | 1.67 | 90 | 461 | .239 | 6 | 0.05 | 1 | 0.01 | 7 | 35 | 0.29 | 1 | 9 | 95 | 104 | 0.87 | 14 | 4 | 257.5 | 2.14 |



3 alyssa SCHULTEJANS

OUTSIDE HITTER

SENIOR \ \ 6-3

SILVER LAKE, KAN. \ \ SILVER LAKE HS

(SHOE-LEE-AHNS)



SEASON HIGHS

Kills: 17 9/19/18, Texas
Att. %: .389 9/11/18, at UMKC
Digs: 6 10/24/18, Oklahoma
Blocks: 6 9/1/18, vs. WKU
Aces: 4 9/8/18, Omaha
Points: 19.0 9/19/18, Texas

CAREER HIGHS

Kills: 20 9/20/15, at Creighton
Att. %: .412 9/8/17, vs Xavier
Digs: 8 2x, 10/4/17, at TCU
Blocks: 6 9/1/18, vs. WKU
Aces: 4 4x, 9/8/18, Omaha
Points: 22.5 9/4/15, CAL

BIG 12 HIGHS

Kills: 17 9/19/18, Texas
Att. %: .444 10/8/16, TCU
Digs: 8 2x, 10/4/17, at TCU
Blocks: 4 9/20/17, at Oklahoma
Aces: 4 10/22/16, WEST VIRGINIA
Points: 19.0 9/19/18, Texas

2018 MATCH BY MATCH


| Date | Opponent | SP | K | E | TA | Pct | A | SA | SE | RE | DIG | BS | BA | BE | Tot | BHE | PTS |
|---------------|-------------------|-----------|------------|-----------|------------|-------------|----------|-----------|-----------|----------|-----------|----------|-----------|----------|-------------|----------|--------------|
| Aug 25 | at Hawai'i | 3 | 11 | 4 | 33 | .212 | 1 | 0 | 0 | 0 | 4 | 0 | 0 | 0 | 0.0 | 0 | 11.0 |
| Aug 26 | at Hawai'i | 3 | 7 | 1 | 16 | .375 | 0 | 0 | 0 | 0 | 2 | 0 | 4 | 0 | 4.0 | 0 | 9.0 |
| Aug 31 | vs Marquette | 2 | 2 | 4 | 7 | -.286 | 0 | 0 | 0 | 0 | 2 | 0 | 0 | 0 | 0.0 | 0 | 2.0 |
| Sep 1 | at Saint Louis | 4 | 14 | 5 | 26 | .346 | 0 | 2 | 2 | 1 | 0 | 0 | 3 | 0 | 3.0 | 0 | 17.5 |
| Sep 1 | vs. Western Ky. | 4 | 12 | 3 | 31 | .290 | 1 | 3 | 3 | 2 | 1 | 0 | 6 | 0 | 6.0 | 0 | 18.0 |
| Sep 4 | MISSOURI STATE | 3 | 5 | 3 | 15 | .133 | 0 | 3 | 0 | 0 | 2 | 0 | 1 | 0 | 1.0 | 0 | 8.5 |
| Sep 7 | NORTH TEXAS | 3 | 3 | 1 | 8 | .250 | 1 | 1 | 2 | 0 | 0 | 0 | 0 | 0 | 0.0 | 0 | 4.0 |
| Sep 7 | OREGON STATE | 4 | 11 | 9 | 41 | .049 | 1 | 1 | 0 | 2 | 3 | 0 | 2 | 1 | 2.0 | 0 | 13.0 |
| Sep 8 | OMAHA | 3 | 10 | 3 | 28 | .250 | 0 | 4 | 0 | 0 | 5 | 0 | 0 | 0 | 0.0 | 0 | 14.0 |
| Sep 11 | at UMKC | 3 | 7 | 0 | 18 | .389 | 0 | 1 | 0 | 0 | 2 | 1 | 1 | 0 | 2.0 | 0 | 9.5 |
| Sep 14 | vs Green Bay | 2 | 4 | 2 | 11 | .182 | 0 | 3 | 0 | 0 | 3 | 0 | 1 | 0 | 1.0 | 0 | 7.5 |
| Sep 15 | at #7 Minnesota | CANCELLED | | | | | | | | | | | | | | | |
| Sep 19 | #5 TEXAS* | 5 | 17 | 3 | 54 | .259 | 0 | 1 | 1 | 0 | 0 | 0 | 2 | 0 | 2.0 | 0 | 19.0 |
| Sep 21 | at Oklahoma* | 3 | 3 | 3 | 15 | .000 | 0 | 1 | 1 | 0 | 2 | 0 | 0 | 0 | 0.0 | 0 | 4.0 |
| Sep 26 | at West Virginia* | 3 | 2 | 5 | 15 | -.200 | 0 | 0 | 1 | 0 | 3 | 0 | 0 | 0 | 0.0 | 0 | 2.0 |
| Sep 29 | TCU* | 4 | 8 | 2 | 30 | .200 | 0 | 0 | 2 | 1 | 2 | 0 | 2 | 0 | 2.0 | 0 | 9.0 |
| Oct 3 | at Texas Tech* | 5 | 10 | 6 | 39 | .103 | 1 | 0 | 0 | 1 | 3 | 0 | 2 | 0 | 2.0 | 0 | 11.0 |
| Oct 10 | IOWA STATE* | 2 | 5 | 2 | 15 | .200 | 0 | 0 | 0 | 1 | 0 | 0 | 0 | 0 | 0.0 | 0 | 5.0 |
| Oct 17 | #22 KU* | DNP | | | | | | | | | | | | | | | |
| Oct 20 | at #24 Baylor* | 1 | 0 | 0 | 0 | .000 | 0 | 0 | 0 | 0 | 0 | 0 | 0 | 0 | 0.0 | 0 | 0.0 |
| Oct 24 | OKLAHOMA* | 2 | 4 | 3 | 15 | .067 | 0 | 0 | 1 | 0 | 6 | 0 | 0 | 0 | 0.0 | 0 | 4.0 |
| Oct 26 | at Iowa State* | 4 | 11 | 1 | 37 | .270 | 0 | 1 | 1 | 0 | 3 | 0 | 2 | 1 | 2.0 | 0 | 13.0 |
| Nov 3 | WEST VIRGINIA* | | | | | | | | | | | | | | | | |
| Nov 7 | at Texas* | | | | | | | | | | | | | | | | |
| Nov 10 | BAYLOR* | | | | | | | | | | | | | | | | |
| Nov 14 | at KU* | | | | | | | | | | | | | | | | |
| Nov 17 | TEXAS TECH* | | | | | | | | | | | | | | | | |
| Nov 21 | at TCU* | | | | | | | | | | | | | | | | |
| Totals | | 63 | 146 | 60 | 454 | .189 | 5 | 21 | 14 | 8 | 43 | 1 | 26 | 2 | 27.0 | 0 | 181.0 |

OVERALL CAREER

| Season | SP | MP | K | K/S | E | TA | Pct | A | A/S | SA | SA/S | SE | DIG | D/S | RE | BS | BA | TB | B/S | BE | BHE | PTS | PTS/S |
|--------------|------------|-----------|------------|-------------|------------|-------------|-------------|-----------|-------------|-----------|-------------|-----------|------------|-------------|-----------|----------|------------|------------|-------------|-----------|----------|--------------|-------------|
| 2015 | 104 | 29 | 262 | 2.52 | 115 | 829 | .177 | 5 | 0.05 | 25 | 0.24 | 42 | 99 | 0.95 | 4 | 2 | 37 | 39 | 0.38 | 13 | 0 | 307.5 | 2.95 |
| 2016 | 47 | 21 | 110 | 2.34 | 51 | 336 | .176 | 2 | 0.04 | 12 | 0.26 | 15 | 24 | 0.51 | 2 | 0 | 11 | 11 | 0.23 | 4 | 0 | 127.5 | 2.70 |
| 2017 | 88 | 25 | 203 | 2.31 | 112 | 636 | .143 | 3 | 0.03 | 4 | 0.05 | 12 | 46 | 0.52 | 2 | 4 | 26 | 30 | 0.34 | 8 | 0 | 224.0 | 2.55 |
| 2018 | 63 | 20 | 146 | 2.32 | 60 | 454 | .189 | 5 | 0.08 | 21 | 0.33 | 14 | 43 | 0.68 | 8 | 1 | 26 | 27 | 0.43 | 2 | 0 | 181.0 | 2.87 |
| TOTAL | 302 | 95 | 721 | 2.39 | 338 | 2255 | .170 | 15 | 0.05 | 62 | 0.21 | 83 | 212 | 0.70 | 16 | 7 | 100 | 107 | 0.35 | 27 | 0 | 840.0 | 2.78 |

BIG 12 CAREER

| Season | SP | MP | K | K/S | E | TA | Pct | A | A/S | SA | SA/S | SE | DIG | D/S | RE | BS | BA | TB | B/S | BE | BHE | PTS | PTS/S |
|--------------|------------|-----------|------------|-------------|------------|-------------|-------------|----------|-------------|-----------|-------------|-----------|------------|-------------|----------|----------|-----------|-----------|-------------|-----------|----------|--------------|-------------|
| 2015 | 56 | 16 | 133 | 2.38 | 75 | 463 | .125 | 3 | 0.05 | 12 | 0.21 | 23 | 58 | 1.04 | 3 | 0 | 19 | 19 | 0.34 | 2 | 0 | 154.5 | 2.75 |
| 2016 | 31 | 11 | 81 | 2.61 | 35 | 242 | .190 | 2 | 0.06 | 8 | 0.26 | 11 | 15 | 0.48 | 0 | 0 | 10 | 10 | 0.32 | 2 | 0 | 94.0 | 3.03 |
| 2017 | 39 | 12 | 84 | 2.15 | 46 | 279 | .136 | 1 | 0.03 | 3 | 0.08 | 3 | 23 | 0.59 | 1 | 2 | 13 | 15 | 0.38 | 6 | 0 | 95.5 | 2.44 |
| 2018 | 29 | 9 | 60 | 2.07 | 25 | 220 | .159 | 1 | 0.03 | 3 | 0.10 | 7 | 19 | 0.66 | 3 | 0 | 8 | 8 | 0.28 | 1 | 0 | 67.0 | 2.31 |
| TOTAL | 155 | 48 | 358 | 2.31 | 181 | 1204 | .147 | 7 | 0.05 | 26 | 0.17 | 44 | 115 | 0.74 | 7 | 2 | 50 | 52 | 0.34 | 11 | 0 | 411.0 | 2.65 |



4

sarah
DIXON

SETTER

JUNIOR (RS) \ \ 5-9

CHINO HILLS, CALIF. \ \ ARIZONA (CHINO HILLS HS)



SEASON HIGHS

Assists: 54 9/19/18, Texas
Digs: 14 2x, 10/24/18, Oklahoma
Kills: 3 2x, 9/19/18, Texas
Blocks: 5.0 9/8/18, Oregon State
Aces: 2 9/1/18, vs. WKU
Points: 5.0 9/19/18, Texas

CAREER HIGHS

Assists: 54 9/19/18, Texas
Digs: 17 10/11/17, at Iowa State
Kills: 4 8/25/17, vs Pacific
Blocks: 5.0 9/8/18, Oregon State
Aces: 4 10/21/17, at West Virginia
Points: 5.5 8/25/17, vs Pacific

BIG 12 HIGHS

Assists: 54 9/19/18, Texas
Digs: 17 10/11/17, at Iowa State
Kills: 3 9/19/18, Texas
Blocks: 3.0 2x, 10/17/18, KU
Aces: 4 10/21/17, at West Virginia
Points: 5.0 9/19/18, Texas

2018 MATCH BY MATCH

| Date | Opponent | SP | K | E | TA | Pct | A | SA | SE | RE | DIG | BS | BA | BE | Tot | BHE | PTS |
|---------------|-------------------|-----------|-----------|-----------|-----------|-------------|------------|-----------|-----------|----------|------------|----------|-----------|----------|-------------|-----------|-------------|
| Aug 25 | at Hawai'i | 3 | 1 | 1 | 5 | .000 | 37 | 1 | 0 | 0 | 7 | 0 | 0 | 0 | 0.0 | 0 | 2.0 |
| Aug 26 | at Hawai'i | 3 | 0 | 0 | 3 | .000 | 38 | 0 | 2 | 0 | 4 | 0 | 2 | 1 | 2.0 | 1 | 1.0 |
| Aug 31 | vs Marquette | 3 | 0 | 1 | 4 | -.250 | 40 | 0 | 0 | 0 | 9 | 0 | 2 | 0 | 2.0 | 1 | 1.0 |
| Sep 1 | at Saint Louis | 4 | 3 | 1 | 7 | .286 | 46 | 1 | 1 | 0 | 7 | 0 | 0 | 0 | 0.0 | 0 | 4.0 |
| Sep 1 | vs. Western Ky. | 4 | 0 | 0 | 5 | .000 | 41 | 2 | 0 | 1 | 14 | 0 | 1 | 0 | 1.0 | 0 | 2.5 |
| Sep 4 | MISSOURI STATE | 3 | 1 | 0 | 2 | .500 | 32 | 0 | 0 | 0 | 8 | 0 | 1 | 1 | 1.0 | 0 | 1.5 |
| Sep 7 | NORTH TEXAS | 3 | 1 | 0 | 3 | .333 | 40 | 1 | 2 | 0 | 9 | 0 | 1 | 0 | 1.0 | 0 | 2.5 |
| Sep 7 | OREGON STATE | 4 | 0 | 0 | 2 | .000 | 48 | 0 | 1 | 0 | 9 | 0 | 5 | 0 | 5.0 | 0 | 2.5 |
| Sep 8 | OMAHA | 3 | 2 | 1 | 10 | .100 | 29 | 1 | 1 | 0 | 10 | 0 | 0 | 0 | 0.0 | 1 | 3.0 |
| Sep 11 | at UMKC | 3 | 0 | 0 | 1 | .000 | 46 | 0 | 0 | 0 | 4 | 0 | 2 | 0 | 2.0 | 0 | 1.0 |
| Sep 14 | vs Green Bay | 4 | 0 | 0 | 5 | .000 | 42 | 1 | 2 | 0 | 12 | 0 | 0 | 0 | 0.0 | 4 | 1.0 |
| Sep 15 | at #7 Minnesota | CANCELLED | | | | | | | | | | | | | | | |
| Sep 19 | #5 TEXAS* | 5 | 3 | 1 | 7 | .286 | 54 | 2 | 1 | 0 | 6 | 0 | 0 | 1 | 0.0 | 3 | 5.0 |
| Sep 21 | at Oklahoma* | 3 | 0 | 0 | 1 | .000 | 30 | 0 | 0 | 0 | 12 | 0 | 0 | 0 | 0.0 | 0 | 0.0 |
| Sep 26 | at West Virginia* | 3 | 2 | 0 | 4 | .500 | 26 | 0 | 1 | 0 | 3 | 0 | 0 | 0 | 0.0 | 3 | 2.0 |
| Sep 29 | TCU* | 4 | 0 | 2 | 3 | -.667 | 42 | 1 | 0 | 0 | 13 | 0 | 0 | 0 | 0.0 | 1 | 1.0 |
| Oct 3 | at Texas Tech* | 5 | 2 | 1 | 5 | .200 | 46 | 0 | 1 | 0 | 12 | 0 | 2 | 0 | 2.0 | 3 | 3.0 |
| Oct 10 | IOWA STATE* | 4 | 0 | 1 | 3 | -.333 | 47 | 1 | 1 | 0 | 7 | 0 | 3 | 1 | 3.0 | 1 | 2.5 |
| Oct 17 | #22 KU* | 4 | 1 | 0 | 6 | .167 | 53 | 2 | 2 | 0 | 9 | 0 | 3 | 0 | 3.0 | 5 | 4.5 |
| Oct 20 | at #24 Baylor* | 3 | 0 | 1 | 2 | -.500 | 47 | 1 | 0 | 0 | 8 | 0 | 0 | 0 | 0.0 | 0 | 1.0 |
| Oct 24 | OKLAHOMA* | 4 | 0 | 0 | 4 | .000 | 39 | 0 | 2 | 0 | 14 | 0 | 1 | 0 | 1.0 | 1 | 0.5 |
| Oct 26 | at Iowa State* | 4 | 1 | 1 | 10 | .000 | 43 | 0 | 0 | 0 | 10 | 0 | 1 | 0 | 1.0 | 0 | 1.5 |
| Nov 3 | WEST VIRGINIA* | | | | | | | | | | | | | | | | |
| Nov 7 | at Texas* | | | | | | | | | | | | | | | | |
| Nov 10 | BAYLOR* | | | | | | | | | | | | | | | | |
| Nov 14 | at KU* | | | | | | | | | | | | | | | | |
| Nov 17 | TEXAS TECH* | | | | | | | | | | | | | | | | |
| Nov 21 | at TCU* | | | | | | | | | | | | | | | | |
| Totals | | 76 | 17 | 11 | 92 | .065 | 866 | 14 | 17 | 1 | 187 | 0 | 24 | 4 | 24.0 | 24 | 43.0 |

CAREER HONORS

Big 12 Offensive Player of the Week (9/3/18)
 Big 12 Offensive Player of the Week (10/22/18)
 K-State Invitational MVP (2018)
 Academic All-Big 12 First Team (2017)
 Big 12 Commissioner's Honor Roll (Fall '16)
 Big 12 Commissioner's Honor Roll (Spring '17)
 Big 12 Commissioner's Honor Roll (Fall '17)

MISCELLANEOUS

| | '18..... | '17..... | Total |
|-----------------------|----------|----------|-------|
| 30+ Assists | 19 | 13 | 32 |
| 40+ Assists | 14 | 1 | 15 |
| 50+ Assists | 2 | 0 | 2 |
| 5+ Digs | 17 | 22 | 40 |
| 10+ Digs | 8 | 12 | 20 |
| 2+ Aces | 3 | 5 | 8 |
| Double-Doubles | 8 | 11 | 19 |

OVERALL CAREER

| Season | SP | MP | K | K/S | E | TA | Pct | A | A/S | SA | SA/S | SE | DIG | D/S | RE | BS | BA | TB | B/S | BE | BHE | PTS | PTS/S |
|--------------|------------|-----------|-----------|-------------|-----------|------------|-------------|-------------|-------------|-----------|-------------|-----------|------------|-------------|----------|----------|-----------|-----------|-------------|----------|-----------|-------------|-------------|
| 2016 | REDSHIRT | | | | | | | | | | | | | | | | | | | | | | |
| 2017 | 116 | 29 | 13 | 0.11 | 5 | 39 | .205 | 740 | 6.38 | 18 | 0.16 | 33 | 240 | 2.07 | 1 | 0 | 9 | 9 | 0.08 | 3 | 17 | 35.5 | 0.30 |
| 2018 | 76 | 21 | 17 | 0.22 | 11 | 92 | .065 | 866 | 11.39 | 14 | 0.18 | 17 | 187 | 2.46 | 1 | 0 | 24 | 24 | 0.32 | 4 | 24 | 43.0 | 0.57 |
| TOTAL | 192 | 50 | 30 | 0.16 | 16 | 131 | .107 | 1606 | 8.36 | 32 | 0.17 | 50 | 427 | 2.22 | 2 | 0 | 33 | 33 | 0.17 | 7 | 41 | 78.5 | 0.41 |

BIG 12 CAREER

| Season | SP | MP | K | K/S | E | TA | Pct | A | A/S | SA | SA/S | SE | DIG | D/S | RE | BS | BA | TB | B/S | BE | BHE | PTS | PTS/S |
|--------------|------------|-----------|-----------|-------------|-----------|-----------|-------------|------------|-------------|-----------|-------------|-----------|------------|-------------|----------|----------|-----------|-----------|-------------|----------|-----------|-------------|-------------|
| 2016 | REDSHIRT | | | | | | | | | | | | | | | | | | | | | | |
| 2017 | 66 | 16 | 5 | 0.08 | 4 | 15 | .067 | 361 | 5.47 | 13 | 0.20 | 17 | 141 | 2.14 | 0 | 0 | 0 | 0 | 0.00 | 1 | 12 | 18.0 | 0.27 |
| 2018 | 39 | 10 | 9 | 0.23 | 7 | 45 | .044 | 427 | 10.95 | 7 | 0.18 | 8 | 94 | 2.41 | 0 | 0 | 10 | 10 | 0.26 | 2 | 17 | 21.0 | 0.54 |
| TOTAL | 105 | 26 | 14 | 0.13 | 11 | 60 | .050 | 788 | 7.50 | 20 | 0.19 | 25 | 235 | 2.24 | 0 | 0 | 10 | 10 | 0.10 | 3 | 29 | 39.0 | 0.37 |



5 kayley HOLLYWOOD

MIDDLE BLOCKER

FRESHMAN \ 6-5

SUGAR LAND, TEXAS \ FORT BEND AUSTIN HS



SEASON HIGHS

Kills: -- --
Blocks: -- --
Aces: -- --
Points: -- --

CAREER HIGHS

Kills: -- --
Blocks: -- --
Aces: -- --
Points: -- --

BIG 12 HIGHS

Kills: -- --
Blocks: -- --
Aces: -- --
Points: -- --

2018 MATCH BY MATCH

| Date | Opponent | SP | K | E | TA | Pct | A | SA | SE | RE | DIG | BS | BA | BE | Tot | BHE | PTS |
|--------|-------------------|----|----|----|----|-----------|----|----|----|----|-----|----|----|----|-----|-----|-----|
| Aug 25 | at Hawai'i | | | | | DNP | | | | | | | | | | | |
| Aug 26 | at Hawai'i | | | | | DNP | | | | | | | | | | | |
| Aug 31 | vs Marquette | | | | | DNP | | | | | | | | | | | |
| Sep 1 | at Saint Louis | | | | | DNP | | | | | | | | | | | |
| Sep 1 | vs. Western Ky. | | | | | DNP | | | | | | | | | | | |
| Sep 4 | MISSOURI STATE | | | | | DNP | | | | | | | | | | | |
| Sep 7 | NORTH TEXAS | | | | | DNP | | | | | | | | | | | |
| Sep 7 | OREGON STATE | | | | | DNP | | | | | | | | | | | |
| Sep 8 | OMAHA | | | | | DNP | | | | | | | | | | | |
| Sep 11 | at UMKC | | | | | DNP | | | | | | | | | | | |
| Sep 14 | vs Green Bay | | | | | DNP | | | | | | | | | | | |
| Sep 15 | at #7 Minnesota | | | | | CANCELLED | | | | | | | | | | | |
| Sep 19 | #5 TEXAS* | | | | | DNP | | | | | | | | | | | |
| Sep 21 | at Oklahoma* | | | | | DNP | | | | | | | | | | | |
| Sep 26 | at West Virginia* | | | | | DNP | | | | | | | | | | | |
| Sep 29 | TCU* | | | | | DNP | | | | | | | | | | | |
| Oct 3 | at Texas Tech* | | | | | DNP | | | | | | | | | | | |
| Oct 10 | IOWA STATE* | | | | | DNP | | | | | | | | | | | |
| Oct 17 | #22 KU* | | | | | DNP | | | | | | | | | | | |
| Oct 20 | at #24 Baylor* | | | | | DNP | | | | | | | | | | | |
| Oct 24 | OKLAHOMA* | | | | | DNP | | | | | | | | | | | |
| Oct 26 | at Iowa State* | | | | | DNP | | | | | | | | | | | |
| Nov 3 | WEST VIRGINIA* | | | | | | | | | | | | | | | | |
| Nov 7 | at Texas* | | | | | | | | | | | | | | | | |
| Nov 10 | BAYLOR* | | | | | | | | | | | | | | | | |
| Nov 14 | at KU* | | | | | | | | | | | | | | | | |
| Nov 17 | TEXAS TECH* | | | | | | | | | | | | | | | | |
| Nov 21 | at TCU* | | | | | | | | | | | | | | | | |
| Totals | | -- | -- | -- | -- | -- | -- | -- | -- | -- | -- | -- | -- | -- | -- | -- | -- |

CAREER HONORS

MISCELLANEOUS


| | '18 | Total |
|-----------------|-----|-------|
| 5+ Kills | 0 | 0 |
| 5+ Blocks | 0 | 0 |
| .300+ Hitting % | 0 | 0 |
| .400+ Hitting % | 0 | 0 |
| 2+ Aces | 0 | 0 |

OVERALL CAREER

| Season | SP | MP | K | K/S | E | TA | Pct | A | A/S | SA | SA/S | SE | DIG | D/S | RE | BS | BA | TB | B/S | BE | BHE | PTS | PTS/S |
|--------|----|----|----|-----|----|----|-----|----|-----|----|------|----|-----|-----|----|----|----|----|-----|----|-----|-----|-------|
| 2018 | | | | | | | | | | | | | | | | | | | | | | | |
| TOTAL | -- | -- | -- | -- | -- | -- | -- | -- | -- | -- | -- | -- | -- | -- | -- | -- | -- | -- | -- | -- | -- | -- | -- |

BIG 12 CAREER

| Season | SP | MP | K | K/S | E | TA | Pct | A | A/S | SA | SA/S | SE | DIG | D/S | RE | BS | BA | TB | B/S | BE | BHE | PTS | PTS/S |
|--------|----|----|----|-----|----|----|-----|----|-----|----|------|----|-----|-----|----|----|----|----|-----|----|-----|-----|-------|
| 2018 | | | | | | | | | | | | | | | | | | | | | | | |
| TOTAL | -- | -- | -- | -- | -- | -- | -- | -- | -- | -- | -- | -- | -- | -- | -- | -- | -- | -- | -- | -- | -- | -- | -- |



6

jacque
SMITH

DEFENSIVE SPECIALIST/LIBERO

FRESHMAN (RS) \ \ 5-7

KANSAS CITY, MO. \ \ ST. TERESA'S ACADEMY



(JACKIE)



SEASON HIGHS

Digs: 7 8/25/18, at Hawai'i
Assists: 1 2x, 10/3/18, at Texas Tech
Aces: 1 8/25/18, at Hawai'i

CAREER HIGHS

Digs: 7 8/25/18, at Hawai'i
Assists: 1 2x, 10/3/18, at Texas Tech
Aces: 1 8/25/18, at Hawai'i

BIG 12 HIGHS

Digs: 3 9/29/18, TCU
Assists: 1 10/3/18, at Texas Tech
Aces: -- --

2018 MATCH BY MATCH

| Date | Opponent | SP | K | E | TA | Pct | A | SA | SE | RE | DIG | BS | BA | BE | Tot | BHE | PTS |
|---------------|-------------------|-----------|----------|----------|----------|-------------|----------|----------|----------|----------|-----------|----------|----------|----------|------------|----------|------------|
| Aug 25 | at Hawai'i | 3 | 0 | 0 | 0 | .000 | 0 | 1 | 1 | 0 | 7 | 0 | 0 | 0 | 0.0 | 0 | 1.0 |
| Aug 26 | at Hawai'i | DNP | | | | | | | | | | | | | | | |
| Aug 31 | vs Marquette | 1 | 0 | 0 | 0 | .000 | 0 | 0 | 0 | 0 | 0 | 0 | 0 | 0 | 0.0 | 0 | 0.0 |
| Sep 1 | at Saint Louis | 2 | 0 | 0 | 0 | .000 | 1 | 0 | 0 | 0 | 2 | 0 | 0 | 0 | 0.0 | 0 | 0.0 |
| Sep 1 | vs. Western Ky. | 1 | 0 | 0 | 0 | .000 | 0 | 0 | 0 | 0 | 1 | 0 | 0 | 0 | 0.0 | 0 | 0.0 |
| Sep 4 | MISSOURI STATE | 3 | 0 | 0 | 0 | .000 | 0 | 0 | 0 | 0 | 6 | 0 | 0 | 0 | 0.0 | 0 | 0.0 |
| Sep 7 | NORTH TEXAS | 2 | 0 | 0 | 0 | .000 | 0 | 0 | 0 | 0 | 1 | 0 | 0 | 0 | 0.0 | 0 | 0.0 |
| Sep 7 | OREGON STATE | 3 | 0 | 0 | 0 | .000 | 0 | 0 | 0 | 0 | 0 | 0 | 0 | 0 | 0.0 | 0 | 0.0 |
| Sep 8 | OMAHA | 1 | 0 | 0 | 0 | .000 | 0 | 0 | 0 | 0 | 3 | 0 | 0 | 0 | 0.0 | 0 | 0.0 |
| Sep 11 | at UMKC | 2 | 0 | 0 | 0 | .000 | 0 | 0 | 1 | 0 | 0 | 0 | 0 | 0 | 0.0 | 0 | 0.0 |
| Sep 14 | vs Green Bay | 2 | 0 | 0 | 0 | .000 | 0 | 0 | 0 | 0 | 3 | 0 | 0 | 0 | 0.0 | 0 | 0.0 |
| Sep 15 | at #7 Minnesota | CANCELLED | | | | | | | | | | | | | | | |
| Sep 19 | #5 TEXAS* | 2 | 0 | 0 | 0 | .000 | 0 | 0 | 0 | 0 | 1 | 0 | 0 | 0 | 0.0 | 0 | 0.0 |
| Sep 21 | at Oklahoma* | 1 | 0 | 0 | 0 | .000 | 0 | 0 | 0 | 0 | 0 | 0 | 0 | 0 | 0.0 | 0 | 0.0 |
| Sep 26 | at West Virginia* | 1 | 0 | 0 | 0 | .000 | 0 | 0 | 0 | 0 | 1 | 0 | 0 | 0 | 0.0 | 0 | 0.0 |
| Sep 29 | TCU* | 3 | 0 | 0 | 0 | .000 | 0 | 0 | 0 | 1 | 3 | 0 | 0 | 0 | 0.0 | 0 | 0.0 |
| Oct 3 | at Texas Tech* | 5 | 0 | 0 | 1 | .000 | 1 | 0 | 0 | 0 | 2 | 0 | 0 | 0 | 0.0 | 0 | 0.0 |
| Oct 10 | IOWA STATE* | 1 | 0 | 0 | 0 | .000 | 0 | 0 | 0 | 0 | 0 | 0 | 0 | 0 | 0.0 | 0 | 0.0 |
| Oct 17 | #22 KU* | 1 | 0 | 0 | 0 | .000 | 0 | 0 | 0 | 0 | 0 | 0 | 0 | 0 | 0.0 | 0 | 0.0 |
| Oct 20 | at #24 Baylor* | DNP | | | | | | | | | | | | | | | |
| Oct 24 | OKLAHOMA* | 2 | 0 | 0 | 0 | .000 | 0 | 0 | 0 | 0 | 0 | 0 | 0 | 0 | 0.0 | 0 | 0.0 |
| Oct 26 | at Iowa State* | 4 | 0 | 0 | 0 | .000 | 0 | 0 | 0 | 0 | 2 | 0 | 0 | 0 | 0.0 | 0 | 0.0 |
| Nov 3 | WEST VIRGINIA* | | | | | | | | | | | | | | | | |
| Nov 7 | at Texas* | | | | | | | | | | | | | | | | |
| Nov 10 | BAYLOR* | | | | | | | | | | | | | | | | |
| Nov 14 | at KU* | | | | | | | | | | | | | | | | |
| Nov 17 | TEXAS TECH* | | | | | | | | | | | | | | | | |
| Nov 21 | at TCU* | | | | | | | | | | | | | | | | |
| Totals | | 40 | 0 | 0 | 1 | .000 | 2 | 1 | 2 | 1 | 32 | 0 | 0 | 0 | 0.0 | 0 | 1.0 |

CAREER HONORS

Big 12 Commissioner's Honor Roll (Fall '17)

MISCELLANEOUS

| | '18 | Total |
|----------|-----|-------|
| 5+ Digs | 2 | 2 |
| 10+ Digs | 0 | 0 |
| 2+ Aces | 0 | 0 |

OVERALL CAREER

| Season | SP | MP | K | K/S | E | TA | Pct | A | A/S | SA | SA/S | SE | DIG | D/S | RE | BS | BA | TB | B/S | BE | BHE | PTS | PTS/S |
|--------------|-----------|-----------|----------|-------------|----------|----------|-------------|----------|-------------|----------|-------------|----------|-----------|-------------|----------|----------|----------|----------|-------------|----------|----------|------------|-------------|
| 2017 | REDSHIRT | | | | | | | | | | | | | | | | | | | | | | |
| 2018 | 40 | 19 | 0 | 0.00 | 0 | 1 | .000 | 2 | 0.05 | 1 | 0.03 | 2 | 32 | 0.80 | 1 | 0 | 0 | 0 | 0.00 | 0 | 0 | 1.0 | 0.03 |
| TOTAL | 40 | 19 | 0 | 0.00 | 0 | 1 | .000 | 2 | 0.05 | 1 | 0.03 | 2 | 32 | 0.80 | 1 | 0 | 0 | 0 | 0.00 | 0 | 0 | 1.0 | 0.03 |

BIG 12 CAREER

| Season | SP | MP | K | K/S | E | TA | Pct | A | A/S | SA | SA/S | SE | DIG | D/S | RE | BS | BA | TB | B/S | BE | BHE | PTS | PTS/S |
|--------------|-----------|----------|----------|-------------|----------|----------|-------------|----------|-------------|----------|-------------|----------|----------|-------------|----------|----------|----------|----------|-------------|----------|----------|------------|-------------|
| 2017 | REDSHIRT | | | | | | | | | | | | | | | | | | | | | | |
| 2018 | 20 | 9 | 0 | 0.00 | 0 | 1 | .000 | 1 | 0.05 | 0 | 0.00 | 0 | 9 | 0.45 | 1 | 0 | 0 | 0 | 0.00 | 0 | 0 | 0.0 | 0.00 |
| TOTAL | 20 | 9 | 0 | 0.00 | 0 | 1 | .000 | 1 | 0.05 | 0 | 0.00 | 0 | 9 | 0.45 | 1 | 0 | 0 | 0 | 0.00 | 0 | 0 | 0.0 | 0.00 |



7



kylee ZUMACH

OUTSIDE HITTER

SENIOR (RS) \ \ 6-4

BUFFALO, MINN. \ \ BUFFALO HS



(ZOO-MOCK)

SEASON HIGHS

Kills: 20 2x, 9/19/18, Texas
Att. %: .513 9/14/18, vs. Green Bay
Digs: 19 10/3/18, at Texas Tech
Blocks: 5 2x, 10/3/18, at Texas Tech
Aces: 2 2x, 10/17/18, KU
Points: 22.0 2x, 9/19/18, Texas

CAREER HIGHS

Kills: 25 9/19/14, vs. EMU
Att. %: .513 9/14/18, vs. Green Bay
Digs: 19 10/3/18, at Texas Tech
Blocks: 6 10/28/17, at Texas Tech
Aces: 3 6x, 9/20/17, at Oklahoma
Points: 26.5 9/19/14, vs. EMU

BIG 12 HIGHS

Kills: 24 10/25/14, at West Virginia
Att. %: .361 11/29/14, WEST VIRGINIA
Digs: 19 10/3/18, at Texas Tech
Blocks: 6 10/28/17, at Texas Tech
Aces: 3 2x, 9/20/17, at Oklahoma
Points: 25.0 10/25/14, at West Virginia

2018 MATCH BY MATCH

| Date | Opponent | SP | K | E | TA | Pct | A | SA | SE | RE | DIG | BS | BA | BE | Tot | BHE | PTS |
|---------------|-------------------|-----------|------------|-----------|------------|-------------|-----------|----------|-----------|-----------|------------|----------|-----------|----------|-------------|----------|--------------|
| Aug 25 | at Hawai'i | 3 | 19 | 3 | 44 | .364 | 2 | 0 | 1 | 1 | 8 | 0 | 2 | 0 | 2.0 | 0 | 20.0 |
| Aug 26 | at Hawai'i | 3 | 18 | 5 | 44 | .295 | 2 | 1 | 2 | 0 | 12 | 0 | 2 | 0 | 2.0 | 0 | 20.0 |
| Aug 31 | vs Marquette | 3 | 14 | 4 | 35 | .286 | 0 | 0 | 1 | 3 | 5 | 1 | 1 | 0 | 2.0 | 0 | 15.5 |
| Sep 1 | at Saint Louis | 3 | 12 | 2 | 27 | .370 | 2 | 0 | 0 | 1 | 14 | 0 | 0 | 0 | 0.0 | 0 | 12.0 |
| Sep 1 | vs. Western Ky. | 4 | 9 | 3 | 29 | .207 | 1 | 1 | 4 | 1 | 12 | 1 | 2 | 0 | 3.0 | 0 | 12.0 |
| Sep 4 | MISSOURI STATE | 3 | 10 | 3 | 22 | .318 | 0 | 2 | 1 | 1 | 8 | 0 | 4 | 0 | 4.0 | 0 | 14.0 |
| Sep 7 | NORTH TEXAS | 3 | 11 | 6 | 27 | .185 | 0 | 0 | 1 | 0 | 4 | 0 | 1 | 0 | 1.0 | 0 | 11.5 |
| Sep 7 | OREGON STATE | 4 | 16 | 4 | 33 | .364 | 1 | 1 | 0 | 2 | 13 | 1 | 2 | 0 | 3.0 | 0 | 19.0 |
| Sep 8 | OMAHA | 3 | 9 | 6 | 28 | .107 | 0 | 0 | 0 | 4 | 11 | 1 | 4 | 1 | 5.0 | 0 | 12.0 |
| Sep 11 | at UMKC | 3 | 14 | 3 | 28 | .393 | 0 | 0 | 1 | 1 | 10 | 0 | 1 | 0 | 1.0 | 0 | 14.5 |
| Sep 14 | vs Green Bay | 4 | 20 | 0 | 39 | .513 | 0 | 0 | 2 | 3 | 10 | 0 | 4 | 0 | 4.0 | 0 | 22.0 |
| Sep 15 | at #7 Minnesota | CANCELLED | | | | | | | | | | | | | | | |
| Sep 19 | #5 TEXAS* | 5 | 20 | 9 | 50 | .220 | 1 | 0 | 0 | 0 | 14 | 1 | 2 | 0 | 3.0 | 1 | 22.0 |
| Sep 21 | at Oklahoma* | 3 | 10 | 4 | 36 | .167 | 1 | 0 | 1 | 1 | 9 | 1 | 1 | 1 | 2.0 | 0 | 11.5 |
| Sep 26 | at West Virginia* | 3 | 7 | 4 | 25 | .120 | 2 | 1 | 0 | 3 | 10 | 0 | 1 | 0 | 1.0 | 0 | 8.5 |
| Sep 29 | TCU* | 4 | 8 | 7 | 33 | .030 | 0 | 0 | 2 | 1 | 12 | 0 | 1 | 0 | 1.0 | 0 | 8.5 |
| Oct 3 | at Texas Tech* | 5 | 16 | 5 | 42 | .262 | 1 | 0 | 1 | 1 | 19 | 0 | 5 | 0 | 5.0 | 0 | 18.5 |
| Oct 10 | IOWA STATE* | 4 | 6 | 4 | 24 | .083 | 0 | 0 | 1 | 1 | 2 | 0 | 0 | 0 | 0.0 | 0 | 6.0 |
| Oct 17 | #22 KU* | 4 | 13 | 6 | 42 | .167 | 2 | 2 | 0 | 2 | 16 | 1 | 0 | 0 | 1.0 | 0 | 16.0 |
| Oct 20 | at #24 Baylor* | 3 | 11 | 4 | 33 | .212 | 0 | 0 | 0 | 0 | 8 | 0 | 4 | 0 | 4.0 | 0 | 13.0 |
| Oct 24 | OKLAHOMA* | 4 | 7 | 8 | 31 | -.032 | 1 | 0 | 1 | 0 | 9 | 0 | 1 | 0 | 1.0 | 0 | 7.5 |
| Oct 26 | at Iowa State* | 4 | 14 | 8 | 43 | .140 | 1 | 1 | 0 | 0 | 17 | 0 | 1 | 1 | 1.0 | 0 | 15.5 |
| Nov 3 | WEST VIRGINIA* | | | | | | | | | | | | | | | | |
| Nov 7 | at Texas* | | | | | | | | | | | | | | | | |
| Nov 10 | BAYLOR* | | | | | | | | | | | | | | | | |
| Nov 14 | at KU* | | | | | | | | | | | | | | | | |
| Nov 17 | TEXAS TECH* | | | | | | | | | | | | | | | | |
| Nov 21 | at TCU* | | | | | | | | | | | | | | | | |
| Totals | | 75 | 264 | 98 | 715 | .232 | 17 | 9 | 19 | 26 | 223 | 7 | 39 | 3 | 46.0 | 1 | 299.5 |

CAREER HONORS

Marcia E. Hamilton Classic All-Tournament (2018)
 Big 12 Offensive Player of the Week (Sept. 17, 2018)
 Big 12 Offensive Player of the Week (Aug. 27, 2018)
 AVCA All-America Honorable Mention (2014)
 AVCA MW Region Freshman of the Year (2014)
 AVCA Midwest All-Region Team (2014)
 Big 12 Freshman of the Year (2014; unanimous)
 All-Big 12 First Team (2014; unanimous)
 All-Big 12 Freshman Team (2014; unanimous)
 Big 12 Rookie of the Week (Oct. 27, 2014)
 Big 12 Rookie of the Week (Oct. 6, 2014)
 Big 12 Rookie of the Week (Sept. 22, 2014)
 Big 12 Rookie of the Week (Sept. 15, 2014)
 Big 12 Rookie of the Week (Sept. 8, 2014)
 Michigan Invitational MVP (2014)
 Varney's Invitational MVP (2014)
 Academic All-Big 12 Rookie Team (2014-15)
 Three-time Big 12 Commissioner's Honor Roll
 Two-time Academic All-Big 12 Second Team (2016-17)
 Beaver State Classic All-Tournament (2017)

MISCELLANEOUS

| | '18 | '17 | '16 | '15 | '14 | Total |
|-----------------|-----|-----|-----|-----|-----|-------|
| 10+ Kills | 15 | 24 | 12 | 0 | 25 | 76 |
| 20+ Kills | 2 | 0 | 2 | 0 | 4 | 8 |
| 5+ Blocks | 2 | 2 | 1 | 0 | 2 | 7 |
| .300+ Hitting % | 6 | 8 | 5 | 0 | 13 | 32 |
| .400+ Hitting % | 1 | 2 | 0 | 0 | 4 | 7 |
| 2+ Aces | 2 | 7 | 4 | 0 | 1 | 14 |
| 5+ Digs | 19 | 16 | 5 | 1 | 4 | 45 |
| 10+ Digs | 13 | 4 | 1 | 1 | 0 | 19 |
| Double-Doubles | 9 | 4 | 1 | 0 | 0 | 14 |

OVERALL CAREER

| Season | SP | MP | K | K/S | E | TA | Pct | A | A/S | SA | SA/S | SE | DIG | D/S | RE | BS | BA | TB | B/S | BE | BHE | PTS | PTS/S |
|--------------|------------|------------|-------------|-------------|------------|-------------|-------------|-----------|-------------|-----------|-------------|-----------|------------|-------------|-----------|-----------|------------|------------|-------------|-----------|----------|---------------|-------------|
| 2014 | 116 | 31 | 412 | 3.55 | 130 | 1095 | .258 | 9 | 0.08 | 3 | 0.03 | 8 | 81 | 0.70 | 5 | 8 | 52 | 60 | 0.52 | 13 | 0 | 449.0 | 3.87 |
| 2015 | 7 | 2 | 14 | 2.00 | 7 | 43 | .163 | 0 | 0.00 | 2 | 0.29 | 2 | 11 | 1.57 | 2 | 1 | 0 | 1 | 0.14 | 0 | 0 | 17.0 | 2.43 |
| 2016 | 102 | 31 | 282 | 2.76 | 125 | 847 | .185 | 7 | 0.07 | 15 | 0.15 | 24 | 96 | 0.94 | 4 | 15 | 33 | 48 | 0.47 | 9 | 0 | 328.5 | 3.22 |
| 2017 | 116 | 29 | 350 | 3.02 | 121 | 1024 | .224 | 7 | 0.06 | 30 | 0.26 | 39 | 181 | 1.56 | 15 | 8 | 40 | 48 | 0.41 | 14 | 0 | 408.0 | 3.52 |
| 2018 | 75 | 21 | 264 | 3.52 | 98 | 715 | .232 | 17 | 0.23 | 9 | 0.12 | 19 | 223 | 2.97 | 26 | 7 | 39 | 46 | 0.61 | 3 | 1 | 299.5 | 3.99 |
| TOTAL | 416 | 114 | 1322 | 3.18 | 481 | 3724 | .226 | 40 | 0.10 | 59 | 0.14 | 92 | 592 | 1.42 | 52 | 39 | 164 | 203 | 0.49 | 39 | 1 | 1502.0 | 3.61 |

BIG 12 CAREER

| Season | SP | MP | K | K/S | E | TA | Pct | A | A/S | SA | SA/S | SE | DIG | D/S | RE | BS | BA | TB | B/S | BE | BHE | PTS | PTS/S |
|--------------|------------|-----------|------------|-------------|------------|-------------|-------------|-----------|-------------|-----------|-------------|-----------|------------|-------------|-----------|-----------|-----------|-----------|-------------|-----------|----------|--------------|-------------|
| 2014 | 63 | 16 | 226 | 3.59 | 75 | 637 | .237 | 7 | 0.11 | 3 | 0.05 | 4 | 46 | 0.73 | 4 | 1 | 27 | 28 | 0.44 | 9 | 0 | 243.5 | 3.86 |
| 2015 | -- | -- | -- | -- | -- | -- | -- | -- | -- | -- | -- | -- | -- | -- | -- | -- | -- | -- | -- | -- | -- | -- | -- |
| 2016 | 48 | 16 | 110 | 2.29 | 59 | 376 | .136 | 4 | 0.08 | 4 | 0.08 | 8 | 43 | 0.90 | 1 | 7 | 15 | 22 | 0.46 | 5 | 0 | 128.5 | 2.67 |
| 2017 | 66 | 16 | 191 | 2.89 | 66 | 584 | .214 | 5 | 0.08 | 20 | 0.30 | 19 | 103 | 1.56 | 12 | 1 | 28 | 29 | 0.44 | 4 | 0 | 226.0 | 3.42 |
| 2018 | 39 | 10 | 112 | 2.87 | 59 | 359 | .148 | 9 | 0.23 | 4 | 0.10 | 6 | 116 | 2.97 | 9 | 3 | 16 | 19 | 0.49 | 2 | 1 | 127.0 | 3.26 |
| TOTAL | 216 | 58 | 639 | 2.96 | 259 | 1956 | .194 | 25 | 0.12 | 31 | 0.14 | 37 | 308 | 1.43 | 26 | 12 | 86 | 98 | 0.45 | 20 | 1 | 725.0 | 3.36 |



8

kenzie
SMITH

SETTER

FRESHMAN \ \ 5-9

MANHATTAN, KAN. \ \ MANHATTAN HS



SEASON HIGHS

Assists: -- --
Digs: -- --
Kills: -- --
Blocks: -- --
Aces: -- --
Points: -- --

CAREER HIGHS

Assists: -- --
Digs: -- --
Kills: -- --
Blocks: -- --
Aces: -- --
Points: -- --

BIG 12 HIGHS

Assists: -- --
Digs: -- --
Kills: -- --
Blocks: -- --
Aces: -- --
Points: -- --

2018 MATCH BY MATCH

| Date | Opponent | SP | K | E | TA | Pct | A | SA | SE | RE | DIG | BS | BA | BE | Tot | BHE | PTS |
|--------|-------------------|----|----|----|----|-----|----|----|----|----|-----|----|----|----|-----|-----|-----|
| Aug 25 | at Hawai'i | | | | | | | | | | | | | | | | |
| Aug 26 | at Hawai'i | | | | | | | | | | | | | | | | |
| Aug 31 | vs Marquette | | | | | | | | | | | | | | | | |
| Sep 1 | at Saint Louis | | | | | | | | | | | | | | | | |
| Sep 1 | vs. Western Ky. | | | | | | | | | | | | | | | | |
| Sep 4 | MISSOURI STATE | | | | | | | | | | | | | | | | |
| Sep 7 | NORTH TEXAS | | | | | | | | | | | | | | | | |
| Sep 7 | OREGON STATE | | | | | | | | | | | | | | | | |
| Sep 8 | OMAHA | | | | | | | | | | | | | | | | |
| Sep 11 | at UMKC | | | | | | | | | | | | | | | | |
| Sep 14 | vs Green Bay | | | | | | | | | | | | | | | | |
| Sep 15 | at #7 Minnesota | | | | | | | | | | | | | | | | |
| Sep 19 | #5 TEXAS* | | | | | | | | | | | | | | | | |
| Sep 21 | at Oklahoma* | | | | | | | | | | | | | | | | |
| Sep 26 | at West Virginia* | | | | | | | | | | | | | | | | |
| Sep 29 | TCU* | | | | | | | | | | | | | | | | |
| Oct 3 | at Texas Tech* | | | | | | | | | | | | | | | | |
| Oct 10 | IOWA STATE* | | | | | | | | | | | | | | | | |
| Oct 17 | #22 KU* | | | | | | | | | | | | | | | | |
| Oct 20 | at #24 Baylor* | | | | | | | | | | | | | | | | |
| Oct 24 | OKLAHOMA* | | | | | | | | | | | | | | | | |
| Oct 26 | at Iowa State* | | | | | | | | | | | | | | | | |
| Nov 3 | WEST VIRGINIA* | | | | | | | | | | | | | | | | |
| Nov 7 | at Texas* | | | | | | | | | | | | | | | | |
| Nov 10 | BAYLOR* | | | | | | | | | | | | | | | | |
| Nov 14 | at KU* | | | | | | | | | | | | | | | | |
| Nov 17 | TEXAS TECH* | | | | | | | | | | | | | | | | |
| Nov 21 | at TCU* | | | | | | | | | | | | | | | | |
| Totals | | -- | -- | -- | -- | -- | -- | -- | -- | -- | -- | -- | -- | -- | -- | -- | -- |

CAREER HONORS

MISCELLANEOUS

| | '18 | Total |
|----------------|-----------|-------|
| 20+ Assists | 0 | 0 |
| 30+ Assists | 0 | 0 |
| 5+ Kills | 0 | 0 |
| 5+ Digs | 0 | 0 |
| 10+ Digs | 0 | 0 |
| 5+ Blocks | 0 | 0 |
| Double-Doubles | 0 | 0 |
| 2+ Aces | 0 | 0 |

OVERALL CAREER

| Season | SP | MP | K | K/S | E | TA | Pct | A | A/S | SA | SA/S | SE | DIG | D/S | RE | BS | BA | TB | B/S | BE | BHE | PTS | PTS/S |
|--------|----|----|---|-----|---|----|-----|---|-----|----|------|----|-----|-----|----|----|----|----|-----|----|-----|-----|-------|
| 2018 | | | | | | | | | | | | | | | | | | | | | | | |
| TOTAL | | | | | | | | | | | | | | | | | | | | | | | |

BIG 12 CAREER

| Season | SP | MP | K | K/S | E | TA | Pct | A | A/S | SA | SA/S | SE | DIG | D/S | RE | BS | BA | TB | B/S | BE | BHE | PTS | PTS/S |
|--------|----|----|---|-----|---|----|-----|---|-----|----|------|----|-----|-----|----|----|----|----|-----|----|-----|-----|-------|
| 2018 | | | | | | | | | | | | | | | | | | | | | | | |
| TOTAL | | | | | | | | | | | | | | | | | | | | | | | |



9

abigail ARCHIBONG

OUTSIDE HITTER/MIDDLE BLOCKER

FRESHMAN \\\ 6-1

SHAWNEE, KAN. \\\ MILL VALLEY HS



SEASON HIGHS

Kills: -- --
Att %: -- --
Blocks: -- --
Aces: -- --
Points: -- --

CAREER HIGHS

Kills: -- --
Att %: -- --
Blocks: -- --
Aces: -- --
Points: -- --

BIG 12 HIGHS

Kills: -- --
Att %: -- --
Blocks: -- --
Aces: -- --
Points: -- --

2018 MATCH BY MATCH

| Date | Opponent | SP | K | E | TA | Pct | A | SA | SE | RE | DIG | BS | BA | BE | Tot | BHE | PTS |
|--------|-------------------|----|----|----|----|-----|----|----|----|----|-----|----|----|----|-----|-----|-----|
| Aug 25 | at Hawai'i | | | | | | | | | | | | | | | | |
| Aug 26 | at Hawai'i | | | | | | | | | | | | | | | | |
| Aug 31 | vs Marquette | | | | | | | | | | | | | | | | |
| Sep 1 | at Saint Louis | | | | | | | | | | | | | | | | |
| Sep 1 | vs. Western Ky. | | | | | | | | | | | | | | | | |
| Sep 4 | MISSOURI STATE | | | | | | | | | | | | | | | | |
| Sep 7 | NORTH TEXAS | | | | | | | | | | | | | | | | |
| Sep 7 | OREGON STATE | | | | | | | | | | | | | | | | |
| Sep 8 | OMAHA | | | | | | | | | | | | | | | | |
| Sep 11 | at UMKC | | | | | | | | | | | | | | | | |
| Sep 14 | vs Green Bay | | | | | | | | | | | | | | | | |
| Sep 15 | at #7 Minnesota | | | | | | | | | | | | | | | | |
| Sep 19 | #5 TEXAS* | | | | | | | | | | | | | | | | |
| Sep 21 | at Oklahoma* | | | | | | | | | | | | | | | | |
| Sep 26 | at West Virginia* | | | | | | | | | | | | | | | | |
| Sep 29 | TCU* | | | | | | | | | | | | | | | | |
| Oct 3 | at Texas Tech* | | | | | | | | | | | | | | | | |
| Oct 10 | IOWA STATE* | | | | | | | | | | | | | | | | |
| Oct 17 | #22 KU* | | | | | | | | | | | | | | | | |
| Oct 20 | at #24 Baylor* | | | | | | | | | | | | | | | | |
| Oct 24 | OKLAHOMA* | | | | | | | | | | | | | | | | |
| Oct 26 | at Iowa State* | | | | | | | | | | | | | | | | |
| Nov 3 | WEST VIRGINIA* | | | | | | | | | | | | | | | | |
| Nov 7 | at Texas* | | | | | | | | | | | | | | | | |
| Nov 10 | BAYLOR* | | | | | | | | | | | | | | | | |
| Nov 14 | at KU* | | | | | | | | | | | | | | | | |
| Nov 17 | TEXAS TECH* | | | | | | | | | | | | | | | | |
| Nov 21 | at TCU* | | | | | | | | | | | | | | | | |
| Totals | | -- | -- | -- | -- | -- | -- | -- | -- | -- | -- | -- | -- | -- | -- | -- | -- |

CAREER HONORS

MISCELLANEOUS

| | '18 | Total |
|-----------------|-----------|-------|
| 5+ Kills | 0 | 0 |
| 5+ Blocks | 0 | 0 |
| .300+ Hitting % | 0 | 0 |
| .400+ Hitting % | 0 | 0 |
| 2+ Aces | 0 | 0 |

OVERALL CAREER

| Season | SP | MP | K | K/S | E | TA | Pct | A | A/S | SA | SA/S | SE | DIG | D/S | RE | BS | BA | TB | B/S | BE | BHE | PTS | PTS/S |
|--------|----|----|---|-----|---|----|-----|---|-----|----|------|----|-----|-----|----|----|----|----|-----|----|-----|-----|-------|
| 2018 | | | | | | | | | | | | | | | | | | | | | | | |
| TOTAL | | | | | | | | | | | | | | | | | | | | | | | |

BIG 12 CAREER

| Season | SP | MP | K | K/S | E | TA | Pct | A | A/S | SA | SA/S | SE | DIG | D/S | RE | BS | BA | TB | B/S | BE | BHE | PTS | PTS/S |
|--------|----|----|---|-----|---|----|-----|---|-----|----|------|----|-----|-----|----|----|----|----|-----|----|-----|-----|-------|
| 2018 | | | | | | | | | | | | | | | | | | | | | | | |
| TOTAL | | | | | | | | | | | | | | | | | | | | | | | |



brooke HEYNE

OUTSIDE HITTER

FRESHMAN (RS) \ \ 5-11

OMAHA, NEB. \ \ SKUTT CATHOLIC HS

(HEY-KNEE)



SEASON HIGHS

Kills: 15 10/20/18, at Baylor
Att. %: .467 10/20/18, at Baylor
Digs: 7 10/17/18, KU
Blocks: 2.0 2x, 10/24/18, Oklahoma
Aces: -- --
Points: 15.5 10/20/18, at Baylor

CAREER HIGHS

Kills: 15 10/20/18, at Baylor
Att. %: .467 10/20/18, at Baylor
Digs: 7 10/17/18, KU
Blocks: 2.0 2x, 10/24/18, Oklahoma
Aces: -- --
Points: 15.5 10/20/18, at Baylor

BIG 12 HIGHS

Kills: 15 10/20/18, at Baylor
Att. %: .467 10/20/18, at Baylor
Digs: 7 10/17/18, KU
Blocks: 2.0 2x, 10/24/18, Oklahoma
Aces: -- --
Points: 15.5 10/20/18, at Baylor

2018 MATCH BY MATCH

| Date | Opponent | SP | K | E | TA | Pct | A | SA | SE | RE | DIG | BS | BA | BE | Tot | BHE | PTS |
|---------------|-------------------|-----------|-----------|-----------|------------|-------------|----------|----------|----------|----------|-----------|----------|----------|----------|------------|----------|-------------|
| Aug 25 | at Hawai'i | | | | | DNP | | | | | | | | | | | |
| Aug 26 | at Hawai'i | | | | | DNP | | | | | | | | | | | |
| Aug 31 | vs Marquette | 2 | 0 | 0 | 0 | .000 | 0 | 0 | 1 | 0 | 1 | 0 | 0 | 0 | 0.0 | 0 | 0.0 |
| Sep 1 | at Saint Louis | | | | | DNP | | | | | | | | | | | |
| Sep 1 | vs. Western Ky. | | | | | DNP | | | | | | | | | | | |
| Sep 4 | MISSOURI STATE | 1 | 1 | 2 | 5 | -.200 | 0 | 0 | 0 | 0 | 1 | 0 | 0 | 0 | 0.0 | 0 | 1.0 |
| Sep 7 | NORTH TEXAS | | | | | DNP | | | | | | | | | | | |
| Sep 7 | OREGON STATE | | | | | DNP | | | | | | | | | | | |
| Sep 8 | OMAHA | | | | | DNP | | | | | | | | | | | |
| Sep 11 | at UMKC | | | | | DNP | | | | | | | | | | | |
| Sep 14 | vs Green Bay | 1 | 2 | 1 | 3 | .333 | 0 | 0 | 1 | 0 | 1 | 0 | 0 | 0 | 0.0 | 0 | 2.0 |
| Sep 15 | at #7 Minnesota | | | | | CANCELLED | | | | | | | | | | | |
| Sep 19 | #5 TEXAS* | | | | | DNP | | | | | | | | | | | |
| Sep 21 | at Oklahoma* | | | | | DNP | | | | | | | | | | | |
| Sep 26 | at West Virginia* | 1 | 1 | 0 | 2 | .500 | 0 | 0 | 0 | 0 | 1 | 0 | 0 | 0 | 0.0 | 0 | 1.0 |
| Sep 29 | TCU* | | | | | DNP | | | | | | | | | | | |
| Oct 3 | at Texas Tech* | | | | | DNP | | | | | | | | | | | |
| Oct 10 | IOWA STATE* | 4 | 8 | 3 | 31 | .161 | 0 | 0 | 0 | 0 | 3 | 0 | 2 | 0 | 2.0 | 0 | 9.0 |
| Oct 17 | #22 KU* | 4 | 12 | 3 | 35 | .257 | 0 | 0 | 0 | 0 | 7 | 0 | 0 | 0 | 0.0 | 0 | 12.0 |
| Oct 20 | at #24 Baylor* | 3 | 15 | 1 | 30 | .467 | 0 | 0 | 0 | 0 | 6 | 0 | 1 | 0 | 1.0 | 0 | 15.5 |
| Oct 24 | OKLAHOMA* | 4 | 14 | 8 | 41 | .146 | 0 | 0 | 0 | 0 | 6 | 0 | 2 | 0 | 2.0 | 0 | 15.0 |
| Oct 26 | at Iowa State* | 1 | 2 | 4 | 9 | -.222 | 0 | 0 | 0 | 0 | 1 | 0 | 0 | 0 | 0.0 | 0 | 2.0 |
| Nov 3 | WEST VIRGINIA* | | | | | | | | | | | | | | | | |
| Nov 7 | at Texas* | | | | | | | | | | | | | | | | |
| Nov 10 | BAYLOR* | | | | | | | | | | | | | | | | |
| Nov 14 | at KU* | | | | | | | | | | | | | | | | |
| Nov 17 | TEXAS TECH* | | | | | | | | | | | | | | | | |
| Nov 21 | at TCU* | | | | | | | | | | | | | | | | |
| Totals | | 21 | 55 | 22 | 156 | .212 | 0 | 0 | 2 | 0 | 27 | 0 | 5 | 0 | 5.0 | 0 | 57.5 |

CAREER HONORS

Big 12 Rookie of the Week (10/22/18)

MISCELLANEOUS

| | '18 | Total |
|-----------------|-----|-------|
| 5+ Kills | 4 | 4 |
| 10+ Kills | 3 | 3 |
| .300+ Hitting % | 1 | 1 |
| .400+ Hitting % | 1 | 1 |
| 5+ Digs | 3 | 3 |
| 10+ Digs | 0 | 0 |
| 2+ Aces | 0 | 0 |

OVERALL CAREER

| Season | SP | MP | K | K/S | E | TA | Pct | A | A/S | SA | SA/S | SE | DIG | D/S | RE | BS | BA | TB | B/S | BE | BHE | PTS | PTS/S |
|--------------|-----------|----------|-----------|-------------|-----------|------------|-------------|----------|-------------|----------|-------------|----------|-----------|-------------|----------|----------|----------|----------|-------------|----------|----------|-------------|-------------|
| 2017 | | | | | | | | | | | | | | | | | | | | | | | |
| 2018 | 21 | 9 | 55 | 2.62 | 22 | 156 | .212 | 0 | 0.00 | 0 | 0.00 | 2 | 27 | 1.29 | 0 | 0 | 5 | 5 | 0.24 | 0 | 0 | 57.5 | 2.71 |
| TOTAL | 21 | 9 | 55 | 2.62 | 22 | 156 | .212 | 0 | 0.00 | 0 | 0.00 | 2 | 27 | 1.29 | 0 | 0 | 5 | 5 | 0.24 | 0 | 0 | 57.5 | 2.71 |

BIG 12 CAREER

| Season | SP | MP | K | K/S | E | TA | Pct | A | A/S | SA | SA/S | SE | DIG | D/S | RE | BS | BA | TB | B/S | BE | BHE | PTS | PTS/S |
|--------------|-----------|----------|-----------|-------------|-----------|------------|-------------|----------|-------------|----------|-------------|----------|-----------|-------------|----------|----------|----------|----------|-------------|----------|----------|-------------|-------------|
| 2017 | | | | | | | | | | | | | | | | | | | | | | | |
| 2018 | 17 | 6 | 52 | 3.06 | 19 | 148 | .223 | 0 | 0.00 | 0 | 0.00 | 0 | 24 | 1.41 | 0 | 0 | 5 | 5 | 0.29 | 0 | 0 | 54.5 | 3.18 |
| TOTAL | 17 | 6 | 52 | 3.06 | 19 | 148 | .223 | 0 | 0.00 | 0 | 0.00 | 0 | 24 | 1.41 | 0 | 0 | 5 | 5 | 0.29 | 0 | 0 | 54.5 | 3.18 |



11

peyton
WILLIAMS

MIDDLE BLOCKER

SOPHOMORE (RS) \ \ 6-4



TOPEKA, KAN. \ \ CAIR PARAVEL LATIN SCHOOL



SEASON HIGHS

Kills: 11 3x, 10/20/18, at Baylor
Att. %: .550 10/20/18, at Baylor
Blocks: 5 2x, 10/3/18, at Texas Tech
Aces: 3 10/17/18, KU
Points: 13.5 2x, 10/17/18, KU

CAREER HIGHS

Kills: 14 9/24/17, KU
Att. %: .750 8/26/17, at Oregon State
Blocks: 8 10/21/17, at West Virginia
Aces: 3 10/17/18, KU
Points: 16.0 10/21/17, at West Virginia

BIG 12 HIGHS

Kills: 14 9/24/17, KU
Att. %: .550 10/20/18, at Baylor
Blocks: 8 10/21/17, at West Virginia
Aces: 3 10/17/18, KU
Points: 16.0 10/21/17, at West Virginia

2018 MATCH BY MATCH

| Date | Opponent | SP | K | E | TA | Pct | A | SA | SE | RE | DIG | BS | BA | BE | Tot | BHE | PTS |
|---------------|-------------------|-----------|------------|-----------|------------|-------------|----------|----------|----------|----------|-----------|----------|-----------|----------|-------------|----------|--------------|
| Aug 25 | at Hawai'i | 3 | 9 | 1 | 18 | .444 | 1 | 0 | 0 | 0 | 2 | 0 | 1 | 0 | 1.0 | 0 | 9.5 |
| Aug 26 | at Hawai'i | 3 | 2 | 5 | 20 | -.150 | 0 | 0 | 0 | 0 | 1 | 0 | 5 | 0 | 5.0 | 0 | 4.5 |
| Aug 31 | vs Marquette | DNP | | | | | | | | | | | | | | | |
| Sep 1 | at Saint Louis | 4 | 9 | 1 | 16 | .500 | 0 | 1 | 2 | 0 | 3 | 0 | 1 | 0 | 1.0 | 0 | 10.5 |
| Sep 1 | vs. Western Ky. | DNP | | | | | | | | | | | | | | | |
| Sep 4 | MISSOURI STATE | 2 | 5 | 0 | 10 | .500 | 0 | 0 | 0 | 0 | 1 | 0 | 4 | 0 | 4.0 | 0 | 7.0 |
| Sep 7 | NORTH TEXAS | 2 | 5 | 0 | 5 | 1.000 | 0 | 0 | 0 | 0 | 0 | 0 | 0 | 0 | 0.0 | 0 | 5.0 |
| Sep 7 | OREGON STATE | 3 | 5 | 1 | 8 | .500 | 0 | 0 | 0 | 0 | 1 | 0 | 3 | 0 | 3.0 | 0 | 6.5 |
| Sep 8 | OMAHA | 3 | 9 | 2 | 20 | .350 | 0 | 0 | 0 | 0 | 1 | 0 | 0 | 0 | 0.0 | 0 | 9.0 |
| Sep 11 | at UMKC | 3 | 5 | 0 | 9 | .556 | 0 | 0 | 0 | 0 | 0 | 0 | 1 | 0 | 1.0 | 0 | 5.5 |
| Sep 14 | vs Green Bay | 2 | 1 | 1 | 4 | .000 | 0 | 0 | 0 | 0 | 2 | 0 | 2 | 0 | 2.0 | 0 | 2.0 |
| Sep 15 | at #7 Minnesota | CANCELLED | | | | | | | | | | | | | | | |
| Sep 19 | #5 TEXAS* | 5 | 7 | 5 | 19 | .105 | 0 | 0 | 0 | 0 | 2 | 0 | 2 | 0 | 2.0 | 0 | 8.0 |
| Sep 21 | at Oklahoma* | 1 | 2 | 0 | 2 | 1.000 | 0 | 0 | 0 | 0 | 0 | 0 | 0 | 0 | 0.0 | 0 | 2.0 |
| Sep 26 | at West Virginia* | 3 | 6 | 2 | 11 | .364 | 0 | 0 | 0 | 1 | 0 | 1 | 1 | 0 | 2.0 | 0 | 7.5 |
| Sep 29 | TCU* | 4 | 11 | 2 | 21 | .429 | 0 | 0 | 0 | 0 | 3 | 0 | 0 | 1 | 0.0 | 0 | 11.0 |
| Oct 3 | at Texas Tech* | 5 | 11 | 3 | 34 | .235 | 0 | 0 | 0 | 0 | 1 | 0 | 5 | 0 | 5.0 | 0 | 13.5 |
| Oct 10 | IOWA STATE* | 1 | 0 | 0 | 0 | .000 | 0 | 0 | 0 | 0 | 0 | 0 | 0 | 0 | 0.0 | 0 | 0.0 |
| Oct 17 | #22 KU* | 4 | 10 | 6 | 24 | .167 | 0 | 3 | 3 | 0 | 5 | 0 | 1 | 0 | 1.0 | 0 | 13.5 |
| Oct 20 | at #24 Baylor* | 3 | 11 | 0 | 20 | .550 | 1 | 0 | 3 | 0 | 3 | 0 | 4 | 0 | 4.0 | 0 | 13.0 |
| Oct 24 | OKLAHOMA* | 4 | 5 | 1 | 16 | .250 | 0 | 1 | 0 | 0 | 3 | 0 | 3 | 0 | 3.0 | 0 | 7.5 |
| Oct 26 | at Iowa State* | 2 | 2 | 3 | 8 | -.125 | 0 | 0 | 0 | 0 | 0 | 0 | 1 | 0 | 1.0 | 0 | 2.5 |
| Nov 3 | WEST VIRGINIA* | | | | | | | | | | | | | | | | |
| Nov 7 | at Texas* | | | | | | | | | | | | | | | | |
| Nov 10 | BAYLOR* | | | | | | | | | | | | | | | | |
| Nov 14 | at KU* | | | | | | | | | | | | | | | | |
| Nov 17 | TEXAS TECH* | | | | | | | | | | | | | | | | |
| Nov 21 | at TCU* | | | | | | | | | | | | | | | | |
| Totals | | 57 | 115 | 33 | 265 | .309 | 2 | 5 | 8 | 1 | 28 | 1 | 34 | 1 | 35.0 | 0 | 138.0 |

CAREER HONORS

Big 12 All-Freshman Team (2017)
 Academic All-Big 12 First Team (2017)
 Big 12 Freshman of the Week (8/28/17)
 Big 12 Commissioner's Honor Roll (Fall '16)
 Big 12 Commissioner's Honor Roll (Spring '17)
 Big 12 Commissioner's Honor Roll (Fall '17)

MISCELLANEOUS

| | '18 | | '17 | | Total |
|------------------------|-----|-------|-----|-------|-------|
| 5+ Kills | 14 | | 20 | | 34 |
| 10+ Kills | 4 | | 8 | | 12 |
| 5+ Blocks | 2 | | 7 | | 9 |
| .300+ Hitting % | 6 | | 14 | | 20 |
| .400+ Hitting % | 4 | | 11 | | 15 |
| 2+ Aces | 1 | | 0 | | 1 |
| 2+ Assists | 0 | | 3 | | 3 |

OVERALL CAREER

| Season | SP | MP | K | K/S | E | TA | Pct | A | A/S | SA | SA/S | SE | DIG | D/S | RE | BS | BA | TB | B/S | BE | BHE | PTS | PTS/S |
|--------------|------------|-----------|------------|-------------|-----------|------------|-------------|-----------|-------------|----------|-------------|-----------|-----------|-------------|----------|----------|------------|------------|-------------|----------|----------|--------------|-------------|
| 2016 | REDSHIRT | | | | | | | | | | | | | | | | | | | | | | |
| 2017 | 102 | 28 | 191 | 1.87 | 50 | 457 | .309 | 9 | 0.09 | 1 | 0.01 | 3 | 27 | 0.26 | 1 | 6 | 82 | 88 | 0.86 | 4 | 2 | 239.0 | 2.34 |
| 2018 | 57 | 19 | 115 | 2.02 | 33 | 265 | .309 | 2 | 0.04 | 5 | 0.09 | 8 | 28 | 0.49 | 1 | 1 | 34 | 35 | 0.61 | 1 | 0 | 138.0 | 2.42 |
| TOTAL | 159 | 47 | 306 | 1.92 | 83 | 722 | .309 | 11 | 0.07 | 6 | 0.04 | 11 | 55 | 0.35 | 2 | 7 | 116 | 123 | 0.77 | 5 | 2 | 377.0 | 2.37 |

BIG 12 CAREER

| Season | SP | MP | K | K/S | E | TA | Pct | A | A/S | SA | SA/S | SE | DIG | D/S | RE | BS | BA | TB | B/S | BE | BHE | PTS | PTS/S |
|--------------|-----------|-----------|------------|-------------|-----------|------------|-------------|----------|-------------|----------|-------------|----------|-----------|-------------|----------|----------|-----------|-----------|-------------|----------|----------|--------------|-------------|
| 2016 | REDSHIRT | | | | | | | | | | | | | | | | | | | | | | |
| 2017 | 65 | 16 | 118 | 1.82 | 35 | 309 | .269 | 7 | 0.11 | 1 | 0.02 | 3 | 18 | 0.28 | 0 | 4 | 58 | 62 | 0.95 | 3 | 2 | 152.0 | 2.34 |
| 2018 | 32 | 10 | 65 | 2.03 | 22 | 155 | .277 | 1 | 0.03 | 4 | 0.12 | 6 | 17 | 0.53 | 1 | 1 | 17 | 18 | 0.56 | 1 | 0 | 78.5 | 2.44 |
| TOTAL | 97 | 26 | 183 | 1.89 | 57 | 464 | .272 | 8 | 0.08 | 5 | 0.05 | 9 | 35 | 0.36 | 1 | 5 | 75 | 80 | 0.82 | 4 | 2 | 230.5 | 2.37 |



12

macy
FLOWERS

MIDDLE BLOCKER

SENIOR \\\ 6-3

CHANUTE, KAN. \\\ CHANUTE HS



SEASON HIGHS

Kills: 9 9/7/18, North Texas
Att. %: .571 9/7/18, North Texas
Blocks: 10 10/3/18, at Texas Tech
Aces: 1 2x, 8/26/18, at Hawai'i
Points: 12.5 9/29/18, TCU

CAREER HIGHS

Kills: 13 9/8/17, at Georgia Tech
Att. %: 1.000 9/9/16, MIAMI
Blocks: 13 10/28/17, at Texas Tech
Aces: 2 3x; Last: 11/18/17, OKLAHOMA
Points: 16.0 10/28/17, at Texas Tech

BIG 12 HIGHS

Kills: 11 2x, 10/28/15, at WVU
Att. %: .636 10/10/15, WEST VIRGINIA
Blocks: 13 10/28/17, at Texas Tech
Aces: 2 3x; Last: 11/18/17, OKLAHOMA
Points: 16.0 10/28/17, at Texas Tech

2018 MATCH BY MATCH

| Date | Opponent | SP | K | E | TA | Pct | A | SA | SE | RE | DIG | BS | BA | BE | Tot | BHE | PTS |
|---------------|-------------------|-----------|-----------|-----------|------------|-------------|----------|----------|-----------|----------|-----------|----------|-----------|----------|-------------|----------|--------------|
| Aug 25 | at Hawai'i | 1 | 2 | 0 | 7 | .286 | 0 | 1 | 0 | 0 | 0 | 0 | 0 | 0 | 0.0 | 0 | 3.0 |
| Aug 26 | at Hawai'i | 3 | 7 | 2 | 16 | .312 | 0 | 1 | 0 | 0 | 3 | 1 | 6 | 1 | 7.0 | 0 | 12.0 |
| Aug 31 | vs Marquette | 3 | 5 | 1 | 12 | .333 | 0 | 0 | 0 | 0 | 1 | 0 | 3 | 0 | 3.0 | 0 | 6.5 |
| Sep 1 | at Saint Louis | DNP | | | | | | | | | | | | | | | |
| Sep 1 | vs. Western Ky. | 4 | 7 | 2 | 17 | .294 | 1 | 0 | 0 | 0 | 1 | 0 | 7 | 1 | 7.0 | 0 | 10.5 |
| Sep 4 | MISSOURI STATE | 1 | 1 | 1 | 5 | .000 | 0 | 0 | 0 | 0 | 1 | 0 | 2 | 0 | 2.0 | 0 | 2.0 |
| Sep 7 | NORTH TEXAS | 3 | 9 | 1 | 14 | .571 | 0 | 0 | 2 | 0 | 1 | 0 | 3 | 1 | 3.0 | 0 | 10.5 |
| Sep 7 | OREGON STATE | 2 | 1 | 3 | 6 | -.333 | 0 | 0 | 1 | 0 | 3 | 0 | 1 | 0 | 1.0 | 0 | 1.5 |
| Sep 8 | OMAHA | 3 | 4 | 0 | 8 | .500 | 2 | 0 | 1 | 0 | 3 | 0 | 8 | 0 | 8.0 | 0 | 8.0 |
| Sep 11 | at UMKC | 1 | 3 | 1 | 5 | .400 | 1 | 0 | 0 | 0 | 0 | 0 | 2 | 0 | 2.0 | 0 | 4.0 |
| Sep 14 | vs Green Bay | 4 | 7 | 2 | 23 | .217 | 1 | 0 | 2 | 0 | 1 | 1 | 7 | 0 | 8.0 | 0 | 11.5 |
| Sep 15 | at #7 Minnesota | CANCELLED | | | | | | | | | | | | | | | |
| Sep 19 | #5 TEXAS* | DNP | | | | | | | | | | | | | | | |
| Sep 21 | at Oklahoma* | 3 | 1 | 1 | 7 | .000 | 0 | 0 | 1 | 0 | 0 | 0 | 4 | 0 | 4.0 | 0 | 3.0 |
| Sep 26 | at West Virginia* | 3 | 4 | 1 | 12 | .250 | 0 | 0 | 1 | 0 | 1 | 0 | 1 | 1 | 1.0 | 0 | 4.5 |
| Sep 29 | TCU* | 4 | 7 | 2 | 13 | .385 | 0 | 0 | 0 | 0 | 0 | 3 | 5 | 1 | 8.0 | 0 | 12.5 |
| Oct 3 | at Texas Tech* | 5 | 4 | 3 | 16 | .062 | 0 | 0 | 0 | 0 | 4 | 0 | 10 | 2 | 10.0 | 0 | 9.0 |
| Oct 10 | IOWA STATE* | 4 | 7 | 2 | 19 | .263 | 0 | 0 | 2 | 0 | 1 | 1 | 0 | 0 | 1.0 | 0 | 8.0 |
| Oct 17 | #22 KU* | DNP | | | | | | | | | | | | | | | |
| Oct 20 | at #24 Baylor* | DNP | | | | | | | | | | | | | | | |
| Oct 24 | OKLAHOMA* | DNP | | | | | | | | | | | | | | | |
| Oct 26 | at Iowa State* | 4 | 0 | 2 | 8 | -.250 | 0 | 1 | 1 | 0 | 4 | 0 | 2 | 0 | 2.0 | 0 | 2.0 |
| Nov 3 | WEST VIRGINIA* | | | | | | | | | | | | | | | | |
| Nov 7 | at Texas* | | | | | | | | | | | | | | | | |
| Nov 10 | BAYLOR* | | | | | | | | | | | | | | | | |
| Nov 14 | at KU* | | | | | | | | | | | | | | | | |
| Nov 17 | TEXAS TECH* | | | | | | | | | | | | | | | | |
| Nov 21 | at TCU* | | | | | | | | | | | | | | | | |
| Totals | | 48 | 69 | 24 | 188 | .239 | 5 | 3 | 11 | 0 | 24 | 6 | 61 | 7 | 67.0 | 0 | 108.5 |

CAREER HONORS

Big 12 Defensive Player of the Week (11/20/17)
 All-Big 12 Freshman Team (2015)
 Big 12 Co-Rookie of the Week (11/2/15)
 Two-time Academic All-Big 12 First Team (2016-17)
 3-time Commissioner's Big 12 Honor Roll

MISCELLANEOUS


| | '18 | | '17 | | '16 | | '15 | | Total |
|-----------------|-----|-------|-----|-------|-----|-------|-----|-------|-------|
| 5+ Kills | 8 | | 13 | | 10 | | 10 | | 41 |
| 10+ Kills | 0 | | 2 | | 1 | | 3 | | 6 |
| 5+ Blocks | 6 | | 6 | | 9 | | 8 | | 29 |
| 10+ Blocks | 1 | | 1 | | 0 | | 0 | | 2 |
| .300+ Hitting % | 4 | | 6 | | 9 | | 6 | | 25 |
| .400+ Hitting % | 1 | | 3 | | 6 | | 3 | | 13 |
| 2+ Aces | 0 | | 2 | | 1 | | 0 | | 3 |

OVERALL CAREER

| Season | SP | MP | K | K/S | E | TA | Pct | A | A/S | SA | SA/S | SE | DIG | D/S | RE | BS | BA | TB | B/S | BE | BHE | PTS | PTS/S |
|--------------|------------|-----------|------------|-------------|------------|-------------|-------------|-----------|-------------|-----------|-------------|-----------|------------|-------------|----------|-----------|------------|------------|-------------|-----------|----------|--------------|-------------|
| 2015 | 53 | 15 | 93 | 1.75 | 42 | 266 | .192 | 10 | 0.19 | 0 | 0.00 | 1 | 11 | 0.21 | 0 | 4 | 60 | 64 | 1.21 | 10 | 4 | 127.0 | 2.40 |
| 2016 | 83 | 25 | 105 | 1.27 | 36 | 265 | .260 | 12 | 0.14 | 11 | 0.13 | 32 | 46 | 0.55 | 1 | 6 | 79 | 85 | 1.02 | 12 | 0 | 161.5 | 1.94 |
| 2017 | 73 | 24 | 119 | 1.63 | 50 | 314 | .220 | 2 | 0.03 | 7 | 0.10 | 20 | 33 | 0.45 | 0 | 4 | 85 | 89 | 1.22 | 10 | 1 | 172.5 | 2.36 |
| 2018 | 48 | 16 | 69 | 1.44 | 24 | 188 | .239 | 5 | 0.10 | 3 | 0.06 | 11 | 24 | 0.50 | 0 | 6 | 61 | 67 | 1.40 | 7 | 0 | 108.5 | 2.25 |
| TOTAL | 257 | 80 | 386 | 1.50 | 152 | 1033 | .227 | 29 | 0.11 | 21 | 0.08 | 64 | 114 | 0.44 | 1 | 20 | 285 | 305 | 1.19 | 39 | 5 | 569.5 | 2.21 |

BIG 12 CAREER

| Season | SP | MP | K | K/S | E | TA | Pct | A | A/S | SA | SA/S | SE | DIG | D/S | RE | BS | BA | TB | B/S | BE | BHE | PTS | PTS/S |
|--------------|------------|-----------|------------|-------------|------------|------------|-------------|-----------|-------------|-----------|-------------|-----------|-----------|-------------|----------|-----------|------------|------------|-------------|-----------|----------|--------------|-------------|
| 2015 | 49 | 14 | 91 | 1.86 | 40 | 253 | .202 | 9 | 0.18 | 0 | 0.00 | 1 | 11 | 0.22 | 0 | 3 | 59 | 62 | 1.27 | 10 | 3 | 123.5 | 2.51 |
| 2016 | 41 | 12 | 38 | 0.93 | 21 | 115 | .148 | 5 | 0.12 | 6 | 0.15 | 14 | 18 | 0.44 | 0 | 1 | 39 | 40 | 0.98 | 7 | 0 | 64.5 | 1.56 |
| 2017 | 49 | 14 | 75 | 1.53 | 33 | 210 | .200 | 0 | 0.00 | 6 | 0.12 | 13 | 22 | 0.45 | 0 | 4 | 62 | 66 | 1.35 | 5 | 0 | 116.0 | 2.37 |
| 2018 | 23 | 6 | 23 | 1.00 | 11 | 75 | .160 | 0 | 0.00 | 1 | 0.04 | 5 | 10 | 0.43 | 0 | 4 | 22 | 26 | 1.13 | 4 | 0 | 39.0 | 1.70 |
| TOTAL | 162 | 46 | 227 | 1.40 | 105 | 653 | .187 | 14 | 0.09 | 13 | 0.08 | 33 | 61 | 0.38 | 0 | 12 | 182 | 194 | 1.20 | 26 | 3 | 343.0 | 2.12 |



14

megan
VERNON

MIDDLE BLOCKER

FRESHMAN (RS) \ 6-2

MISSISSAUGA, ONTARIO, CANADA

ST. JOAN OF ARC CATHOLIC

**SEASON HIGHS**

Kills: 1 9/14/18, vs. Green Bay
Att. %: -- --
Blocks: -- --
Aces: -- --
Points: 1.0 9/14/18, vs. Green Bay

CAREER HIGHS

Kills: 1 9/14/18, vs. Green Bay
Att. %: -- --
Blocks: -- --
Aces: -- --
Points: 1.0 9/14/18, vs. Green Bay

BIG 12 HIGHS

Kills: -- --
Att. %: -- --
Blocks: -- --
Aces: -- --
Points: -- --

2018 MATCH BY MATCH

| Date | Opponent | SP | K | E | TA | Pct | A | SA | SE | RE | DIG | BS | BA | BE | Tot | BHE | PTS |
|---------------|-------------------|----|---|---|----|-----------|-------|----|----|----|-----|----|----|----|-----|-----|-----|
| Aug 25 | at Hawai'i | | | | | DNP | | | | | | | | | | | |
| Aug 26 | at Hawai'i | | | | | DNP | | | | | | | | | | | |
| Aug 31 | vs Marquette | | | | | DNP | | | | | | | | | | | |
| Sep 1 | at Saint Louis | | | | | DNP | | | | | | | | | | | |
| Sep 1 | vs. Western Ky. | | | | | DNP | | | | | | | | | | | |
| Sep 4 | MISSOURI STATE | | | | | DNP | | | | | | | | | | | |
| Sep 7 | NORTH TEXAS | | | | | DNP | | | | | | | | | | | |
| Sep 7 | OREGON STATE | | | | | DNP | | | | | | | | | | | |
| Sep 8 | OMAHA | | | | | DNP | | | | | | | | | | | |
| Sep 11 | at UMKC | | | | | DNP | | | | | | | | | | | |
| Sep 14 | vs Green Bay | 1 | 1 | 0 | 1 | 1.000 | 0 | 0 | 0 | 0 | 0 | 0 | 0 | 0 | 0.0 | 0 | 1.0 |
| Sep 15 | at #7 Minnesota | | | | | CANCELLED | | | | | | | | | | | |
| Sep 19 | #5 TEXAS* | | | | | DNP | | | | | | | | | | | |
| Sep 21 | at Oklahoma* | | | | | DNP | | | | | | | | | | | |
| Sep 26 | at West Virginia* | | | | | DNP | | | | | | | | | | | |
| Sep 29 | TCU* | | | | | DNP | | | | | | | | | | | |
| Oct 3 | at Texas Tech* | | | | | DNP | | | | | | | | | | | |
| Oct 10 | IOWA STATE* | | | | | DNP | | | | | | | | | | | |
| Oct 17 | #22 KU* | | | | | DNP | | | | | | | | | | | |
| Oct 20 | at #24 Baylor* | | | | | DNP | | | | | | | | | | | |
| Oct 24 | OKLAHOMA* | | | | | DNP | | | | | | | | | | | |
| Oct 26 | at Iowa State* | | | | | DNP | | | | | | | | | | | |
| Nov 3 | WEST VIRGINIA* | | | | | | | | | | | | | | | | |
| Nov 7 | at Texas* | | | | | | | | | | | | | | | | |
| Nov 10 | BAYLOR* | | | | | | | | | | | | | | | | |
| Nov 14 | at KU* | | | | | | | | | | | | | | | | |
| Nov 17 | TEXAS TECH* | | | | | | | | | | | | | | | | |
| Nov 21 | at TCU* | | | | | | | | | | | | | | | | |
| Totals | | | 1 | 1 | 0 | 1 | 1.000 | 0 | 0 | 0 | 0 | 0 | 0 | 0 | 0.0 | 0 | 1.0 |

CAREER HONORS

Big 12 Commissioner's Honor Roll (Fall '17)

MISCELLANEOUS

| | '18 | Total |
|-----------------|-----------|-------|
| 5+ Kills | 0 | 0 |
| 10+ Kills | 0 | 0 |
| .300+ Hitting % | 0 | 0 |
| .400+ Hitting % | 0 | 0 |
| 5+ Blocks | 0 | 0 |
| 10+ Blocks | 0 | 0 |
| 2+ Aces | 0 | 0 |

OVERALL CAREER

| Season | SP | MP | K | K/S | E | TA | Pct | A | A/S | SA | SA/S | SE | DIG | D/S | RE | BS | BA | TB | B/S | BE | BHE | PTS | PTS/S |
|--------------|----------|----------|----------|-------------|----------|----------|--------------|----------|-------------|----------|-------------|----------|----------|-------------|----------|----------|----------|----------|-------------|----------|----------|------------|-------------|
| 2017 | | | | | | | | | | | | | | | | | | | | | | | |
| 2018 | 1 | 1 | 1 | 1.00 | 0 | 1 | 1.000 | 0 | 0.00 | 0 | 0.00 | 0 | 0 | 0.00 | 0 | 0 | 0 | 0 | 0.00 | 0 | 0 | 1.0 | 1.00 |
| TOTAL | 1 | 1 | 1 | 1.00 | 0 | 1 | 1.000 | 0 | 0.00 | 0 | 0.00 | 0 | 0 | 0.00 | 0 | 0 | 0 | 0 | 0.00 | 0 | 0 | 1.0 | 1.00 |

BIG 12 CAREER

| Season | SP | MP | K | K/S | E | TA | Pct | A | A/S | SA | SA/S | SE | DIG | D/S | RE | BS | BA | TB | B/S | BE | BHE | PTS | PTS/S |
|--------------|-----------|-----------|-----------|-----------|-----------|-----------|-----------|-----------|-----------|-----------|-----------|-----------|-----------|-----------|-----------|-----------|-----------|-----------|-----------|-----------|-----------|-----------|-----------|
| 2017 | -- | -- | -- | -- | -- | -- | -- | -- | -- | -- | -- | -- | -- | -- | -- | -- | -- | -- | -- | -- | -- | -- | -- |
| 2018 | | | | | | | | | | | | | | | | | | | | | | | |
| TOTAL | -- | -- | -- | -- | -- | -- | -- | -- | -- | -- | -- | -- | -- | -- | -- | -- | -- | -- | -- | -- | -- | -- | -- |



15

holly
BONDE

OUTSIDE HITTER/OPPOSITE

FRESHMAN \ \ 6-2

MINOOKA, ILL. \ \ MINOOKA COMMUNITY HS

(BON-DAY)

**SEASON HIGHS**

Kills: -- --
 Att. %: -- --
 Digs: -- --
 Blocks: -- --
 Aces: -- --
 Points: -- --

CAREER HIGHS

Kills: -- --
 Att. %: -- --
 Digs: -- --
 Blocks: -- --
 Aces: -- --
 Points: -- --

BIG 12 HIGHS

Kills: -- --
 Att. %: -- --
 Digs: -- --
 Blocks: -- --
 Aces: -- --
 Points: -- --

2018 MATCH BY MATCH

| Date | Opponent | SP | K | E | TA | Pct | A | SA | SE | RE | DIG | BS | BA | BE | Tot | BHE | PTS |
|--------|-------------------|----|----|----|----|-----|----|----|----|----|-----|----|----|----|-----|-----|-----|
| Aug 25 | at Hawai'i | | | | | | | | | | | | | | | | |
| Aug 26 | at Hawai'i | | | | | | | | | | | | | | | | |
| Aug 31 | vs Marquette | | | | | | | | | | | | | | | | |
| Sep 1 | at Saint Louis | | | | | | | | | | | | | | | | |
| Sep 1 | vs. Western Ky. | | | | | | | | | | | | | | | | |
| Sep 4 | MISSOURI STATE | | | | | | | | | | | | | | | | |
| Sep 7 | NORTH TEXAS | | | | | | | | | | | | | | | | |
| Sep 7 | OREGON STATE | | | | | | | | | | | | | | | | |
| Sep 8 | OMAHA | | | | | | | | | | | | | | | | |
| Sep 11 | at UMKC | | | | | | | | | | | | | | | | |
| Sep 14 | vs Green Bay | | | | | | | | | | | | | | | | |
| Sep 15 | at #7 Minnesota | | | | | | | | | | | | | | | | |
| Sep 19 | #5 TEXAS* | | | | | | | | | | | | | | | | |
| Sep 21 | at Oklahoma* | | | | | | | | | | | | | | | | |
| Sep 26 | at West Virginia* | | | | | | | | | | | | | | | | |
| Sep 29 | TCU* | | | | | | | | | | | | | | | | |
| Oct 3 | at Texas Tech* | | | | | | | | | | | | | | | | |
| Oct 10 | IOWA STATE* | | | | | | | | | | | | | | | | |
| Oct 17 | #22 KU* | | | | | | | | | | | | | | | | |
| Oct 20 | at #24 Baylor* | | | | | | | | | | | | | | | | |
| Oct 24 | OKLAHOMA* | | | | | | | | | | | | | | | | |
| Oct 26 | at Iowa State* | | | | | | | | | | | | | | | | |
| Nov 3 | WEST VIRGINIA* | | | | | | | | | | | | | | | | |
| Nov 7 | at Texas* | | | | | | | | | | | | | | | | |
| Nov 10 | BAYLOR* | | | | | | | | | | | | | | | | |
| Nov 14 | at KU* | | | | | | | | | | | | | | | | |
| Nov 17 | TEXAS TECH* | | | | | | | | | | | | | | | | |
| Nov 21 | at TCU* | | | | | | | | | | | | | | | | |
| Totals | | -- | -- | -- | -- | -- | -- | -- | -- | -- | -- | -- | -- | -- | -- | -- | -- |

CAREER HONORS**MISCELLANEOUS**

| | '18 | Total |
|-----------------|-----|-------|
| 5+ Kills | 0 | 0 |
| 10+ Kills | 0 | 0 |
| .300+ Hitting % | 0 | 0 |
| .400+ Hitting % | 0 | 0 |
| 5+ Digs | 0 | 0 |
| 5+ Blocks | 0 | 0 |
| 2+ Aces | 0 | 0 |

OVERALL CAREER

| Season | SP | MP | K | K/S | E | TA | Pct | A | A/S | SA | SA/S | SE | DIG | D/S | RE | BS | BA | TB | B/S | BE | BHE | PTS | PTS/S |
|--------|----|----|---|-----|---|----|-----|---|-----|----|------|----|-----|-----|----|----|----|----|-----|----|-----|-----|-------|
| 2018 | | | | | | | | | | | | | | | | | | | | | | | |
| TOTAL | | | | | | | | | | | | | | | | | | | | | | | |

BIG 12 CAREER

| Season | SP | MP | K | K/S | E | TA | Pct | A | A/S | SA | SA/S | SE | DIG | D/S | RE | BS | BA | TB | B/S | BE | BHE | PTS | PTS/S |
|--------|----|----|---|-----|---|----|-----|---|-----|----|------|----|-----|-----|----|----|----|----|-----|----|-----|-----|-------|
| 2018 | | | | | | | | | | | | | | | | | | | | | | | |
| TOTAL | | | | | | | | | | | | | | | | | | | | | | | |



16

zsOFIA
GYIMES

MIDDLE BLOCKER

SENIOR \ \ 6-1

BUDAPEST, HUNGARY

(SOPHIA GHEE-MESH)



SEASON HIGHS

Kills: 1 9/4/18, Missouri State
Att. %: -- --
Blocks: 2 9/4/18, Missouri State
Aces: 4 2x, 10/3/18, at Texas Tech
Points: 6.0 9/4/18, Missouri State

CAREER HIGHS

Kills: 9 9/11/15, vs. VCU
Att. %: .571 9/17/16, vs. Southern Miss
Blocks: 7 9/18/15, vs. Wisconsin
Aces: 4 2x, 10/3/18, at Texas Tech
Points: 12.0 9/11/15, vs. VCU

BIG 12 HIGHS

Kills: 7 10/15/16, at Oklahoma
Att. %: .600 10/5/16, at Texas Tech
Blocks: 5 9/23/15, at KU
Aces: 4 10/3/18, at Texas Tech
Points: 11.0 9/23/15, at KU

2018 MATCH BY MATCH

| Date | Opponent | SP | K | E | TA | Pct | A | SA | SE | RE | DIG | BS | BA | BE | Tot | BHE | PTS |
|---------------|-------------------|-----------|----------|----------|----------|-------------|----------|-----------|-----------|----------|-----------|----------|----------|----------|------------|----------|-------------|
| Aug 25 | at Hawai'i | 3 | 0 | 0 | 0 | .000 | 0 | 0 | 0 | 0 | 1 | 0 | 0 | 0 | 0.0 | 0 | 0.0 |
| Aug 26 | at Hawai'i | 3 | 0 | 0 | 0 | .000 | 0 | 0 | 0 | 0 | 2 | 0 | 0 | 0 | 0.0 | 0 | 0.0 |
| Aug 31 | vs Marquette | 3 | 0 | 0 | 0 | .000 | 0 | 0 | 2 | 0 | 0 | 0 | 0 | 0 | 0.0 | 0 | 0.0 |
| Sep 1 | at Saint Louis | 4 | 0 | 0 | 0 | .000 | 0 | 1 | 2 | 0 | 0 | 0 | 0 | 0 | 0.0 | 0 | 1.0 |
| Sep 1 | vs. Western Ky. | 4 | 0 | 0 | 0 | .000 | 0 | 2 | 3 | 0 | 0 | 0 | 0 | 0 | 0.0 | 0 | 2.0 |
| Sep 4 | MISSOURI STATE | 3 | 1 | 0 | 2 | .500 | 1 | 4 | 1 | 0 | 1 | 0 | 2 | 0 | 2.0 | 0 | 6.0 |
| Sep 7 | NORTH TEXAS | 3 | 1 | 1 | 4 | .000 | 1 | 2 | 1 | 0 | 2 | 0 | 0 | 0 | 0.0 | 0 | 3.0 |
| Sep 7 | OREGON STATE | 4 | 0 | 0 | 0 | .000 | 0 | 1 | 2 | 0 | 1 | 0 | 0 | 0 | 0.0 | 0 | 1.0 |
| Sep 8 | OMAHA | 3 | 0 | 0 | 0 | .000 | 0 | 0 | 0 | 0 | 0 | 0 | 0 | 0 | 0.0 | 0 | 0.0 |
| Sep 11 | at UMKC | 3 | 1 | 0 | 1 | 1.000 | 0 | 1 | 3 | 0 | 1 | 0 | 0 | 0 | 0.0 | 0 | 2.0 |
| Sep 14 | vs Green Bay | 4 | 0 | 1 | 1 | -1.000 | 0 | 0 | 2 | 0 | 0 | 0 | 0 | 0 | 0.0 | 0 | 0.0 |
| Sep 15 | at #7 Minnesota | CANCELLED | | | | | | | | | | | | | | | |
| Sep 19 | #5 TEXAS* | 5 | 0 | 0 | 0 | .000 | 0 | 1 | 2 | 0 | 1 | 0 | 0 | 1 | 0.0 | 0 | 1.0 |
| Sep 21 | at Oklahoma* | 3 | 0 | 0 | 0 | .000 | 0 | 0 | 0 | 0 | 1 | 0 | 0 | 0 | 0.0 | 0 | 0.0 |
| Sep 26 | at West Virginia* | 3 | 0 | 0 | 0 | .000 | 0 | 0 | 3 | 0 | 0 | 0 | 0 | 0 | 0.0 | 0 | 0.0 |
| Sep 29 | TCU* | 4 | 0 | 0 | 0 | .000 | 0 | 1 | 3 | 0 | 1 | 0 | 0 | 0 | 0.0 | 0 | 1.0 |
| Oct 3 | at Texas Tech* | 5 | 0 | 0 | 0 | .000 | 0 | 4 | 0 | 0 | 3 | 0 | 0 | 0 | 0.0 | 0 | 4.0 |
| Oct 10 | IOWA STATE* | 4 | 0 | 0 | 0 | .000 | 0 | 1 | 0 | 0 | 0 | 0 | 0 | 0 | 0.0 | 0 | 1.0 |
| Oct 17 | #22 KU* | 4 | 0 | 0 | 0 | .000 | 0 | 3 | 1 | 0 | 1 | 0 | 0 | 0 | 0.0 | 0 | 3.0 |
| Oct 20 | at #24 Baylor* | 3 | 0 | 0 | 0 | .000 | 0 | 0 | 1 | 0 | 2 | 0 | 0 | 0 | 0.0 | 0 | 0.0 |
| Oct 24 | OKLAHOMA* | 4 | 0 | 0 | 0 | .000 | 0 | 0 | 2 | 0 | 1 | 0 | 0 | 0 | 0.0 | 0 | 0.0 |
| Oct 26 | at Iowa State* | 4 | 0 | 0 | 0 | .000 | 0 | 1 | 2 | 0 | 1 | 0 | 0 | 0 | 0.0 | 0 | 1.0 |
| Nov 3 | WEST VIRGINIA* | | | | | | | | | | | | | | | | |
| Nov 7 | at Texas* | | | | | | | | | | | | | | | | |
| Nov 10 | BAYLOR* | | | | | | | | | | | | | | | | |
| Nov 14 | at KU* | | | | | | | | | | | | | | | | |
| Nov 17 | TEXAS TECH* | | | | | | | | | | | | | | | | |
| Nov 21 | at TCU* | | | | | | | | | | | | | | | | |
| Totals | | 76 | 3 | 2 | 8 | .125 | 2 | 22 | 30 | 0 | 19 | 0 | 2 | 1 | 2.0 | 0 | 26.0 |

OVERALL CAREER

| Season | SP | MP | K | K/S | E | TA | Pct | A | A/S | SA | SA/S | SE | DIG | D/S | RE | BS | BA | TB | B/S | BE | BHE | PTS | PTS/S |
|--------------|------------|-----------|------------|-------------|-----------|------------|-------------|-----------|-------------|-----------|-------------|-----------|-----------|-------------|----------|----------|-----------|-----------|-------------|-----------|----------|--------------|-------------|
| 2015 | 46 | 15 | 59 | 1.28 | 25 | 131 | .260 | 10 | 0.22 | 6 | 0.13 | 12 | 26 | 0.57 | 1 | 1 | 40 | 41 | 0.89 | 11 | 2 | 86.0 | 1.87 |
| 2016 | 44 | 18 | 39 | 0.89 | 12 | 104 | .260 | 10 | 0.23 | 6 | 0.14 | 11 | 11 | 0.25 | 0 | 2 | 29 | 31 | 0.70 | 8 | 0 | 61.5 | 1.39 |
| 2017 | 45 | 23 | 30 | 0.67 | 20 | 106 | .094 | 3 | 0.07 | 7 | 0.16 | 13 | 21 | 0.47 | 0 | 1 | 20 | 21 | 0.47 | 4 | 3 | 48.0 | 1.07 |
| 2018 | 76 | 21 | 3 | 0.04 | 2 | 8 | .125 | 2 | 0.03 | 22 | 0.29 | 30 | 19 | 0.25 | 0 | 0 | 2 | 2 | 0.03 | 1 | 0 | 26.0 | 0.34 |
| TOTAL | 211 | 77 | 131 | 0.62 | 59 | 349 | .206 | 25 | 0.12 | 41 | 0.19 | 66 | 77 | 0.36 | 1 | 4 | 91 | 95 | 0.45 | 24 | 5 | 221.5 | 1.05 |

BIG 12 CAREER

| Season | SP | MP | K | K/S | E | TA | Pct | A | A/S | SA | SA/S | SE | DIG | D/S | RE | BS | BA | TB | B/S | BE | BHE | PTS | PTS/S |
|--------------|-----------|-----------|-----------|-------------|-----------|------------|-------------|----------|-------------|-----------|-------------|-----------|-----------|-------------|----------|----------|-----------|-----------|-------------|----------|----------|-------------|-------------|
| 2015 | 10 | 4 | 10 | 1.00 | 4 | 26 | .231 | 1 | 0.10 | 2 | 0.20 | 1 | 7 | 0.70 | 0 | 1 | 12 | 13 | 1.30 | 3 | 0 | 19.0 | 1.90 |
| 2016 | 18 | 8 | 17 | 0.94 | 4 | 45 | .289 | 4 | 0.22 | 1 | 0.06 | 4 | 2 | 0.11 | 0 | 0 | 13 | 13 | 0.72 | 4 | 0 | 24.5 | 1.33 |
| 2017 | 27 | 14 | 11 | 0.41 | 8 | 49 | .061 | 0 | 0.00 | 4 | 0.15 | 7 | 13 | 0.48 | 0 | 0 | 10 | 10 | 0.37 | 1 | 1 | 20.0 | 0.74 |
| 2018 | 39 | 10 | 0 | 0.00 | 0 | 0 | .000 | 0 | 0.00 | 11 | 0.28 | 14 | 11 | 0.28 | 0 | 0 | 0 | 0 | 0.00 | 1 | 0 | 11.0 | 0.28 |
| TOTAL | 94 | 36 | 38 | 0.40 | 16 | 120 | .183 | 5 | 0.05 | 18 | 0.19 | 26 | 33 | 0.35 | 0 | 1 | 35 | 36 | 0.38 | 9 | 1 | 74.5 | 0.79 |



17

brynn
CARLSON

OUTSIDE HITTER

SOPHOMORE \ \ 6-4

WOODBURY, MINN. \ \ CRETIN-DERHAM HS



SEASON HIGHS

Kills: 4 2x, 9/14/18, vs. Green Bay
Att. %: .167 9/21/18, at Oklahoma
Digs: 4 9/14/18, vs. Green Bay
Blocks: 3 9/14/18, vs. Green Bay
Aces: -- --
Points: 6.0 9/14/18, vs. Green Bay

CAREER HIGHS

Kills: 15 9/12/17, UMKC
Att. %: .533 8/26/17, vs Idaho
Digs: 9 10/28/2017, at Texas Tech
Blocks: 8.0 10/28/2017, at Texas Tech
Aces: 2 2x; Last: 11/18/17, OKLAHOMA
Points: 15.0 2x, Last: 10/28/2017, at TTU

BIG 12 HIGHS

Kills: 11 10/28/2017, at Texas Tech
Att. %: .312 9/24/17, KU
Digs: 9 10/28/2017, at Texas Tech
Blocks: 8.0 10/28/2017, at Texas Tech
Aces: 2 2x; Last: 11/18/17, OKLAHOMA
Points: 15.0 10/28/2017, at Texas Tech

2018 MATCH BY MATCH

| Date | Opponent | SP | K | E | TA | Pct | A | SA | SE | RE | DIG | BS | BA | BE | Tot | BHE | PTS |
|---------------|-------------------|-----------|-----------|-----------|-----------|-------------|----------|----------|----------|----------|----------|----------|----------|----------|------------|----------|-------------|
| Aug 25 | at Hawai'i | | | | | DNP | | | | | | | | | | | |
| Aug 26 | at Hawai'i | | | | | DNP | | | | | | | | | | | |
| Aug 31 | vs Marquette | 2 | 2 | 2 | 13 | .000 | 0 | 0 | 0 | 0 | 1 | 1 | 0 | 0 | 1.0 | 0 | 3.0 |
| Sep 1 | at Saint Louis | 1 | 1 | 3 | 8 | -.250 | 0 | 0 | 1 | 2 | 0 | 0 | 0 | 0 | 0.0 | 0 | 1.0 |
| Sep 1 | vs. Western Ky. | | | | | DNP | | | | | | | | | | | |
| Sep 4 | MISSOURI STATE | 1 | 2 | 0 | 4 | .500 | 0 | 0 | 0 | 0 | 0 | 0 | 0 | 0 | 0.0 | 0 | 2.0 |
| Sep 7 | NORTH TEXAS | 2 | 4 | 1 | 8 | .375 | 0 | 0 | 0 | 0 | 0 | 0 | 0 | 0 | 0.0 | 0 | 4.0 |
| Sep 7 | OREGON STATE | 2 | 0 | 1 | 2 | -.500 | 0 | 0 | 0 | 0 | 0 | 0 | 0 | 0 | 0.0 | 0 | 0.0 |
| Sep 8 | OMAHA | | | | | DNP | | | | | | | | | | | |
| Sep 11 | at UMKC | | | | | DNP | | | | | | | | | | | |
| Sep 14 | vs Green Bay | 3 | 4 | 3 | 27 | .037 | 0 | 0 | 0 | 0 | 4 | 1 | 2 | 1 | 3.0 | 0 | 6.0 |
| Sep 15 | at #7 Minnesota | | | | | CANCELLED | | | | | | | | | | | |
| Sep 19 | #5 TEXAS* | | | | | DNP | | | | | | | | | | | |
| Sep 21 | at Oklahoma* | 1 | 3 | 1 | 12 | .167 | 0 | 0 | 0 | 0 | 0 | 0 | 0 | 0 | 0.0 | 0 | 3.0 |
| Sep 26 | at West Virginia* | 1 | 2 | 2 | 6 | .000 | 0 | 0 | 0 | 0 | 0 | 0 | 0 | 0 | 0.0 | 0 | 2.0 |
| Sep 29 | TCU* | | | | | DNP | | | | | | | | | | | |
| Oct 3 | at Texas Tech* | | | | | DNP | | | | | | | | | | | |
| Oct 10 | IOWA STATE* | | | | | DNP | | | | | | | | | | | |
| Oct 17 | #22 KU* | | | | | DNP | | | | | | | | | | | |
| Oct 20 | at #24 Baylor* | | | | | DNP | | | | | | | | | | | |
| Oct 24 | OKLAHOMA* | | | | | DNP | | | | | | | | | | | |
| Oct 26 | at Iowa State* | | | | | DNP | | | | | | | | | | | |
| Nov 3 | WEST VIRGINIA* | | | | | | | | | | | | | | | | |
| Nov 7 | at Texas* | | | | | | | | | | | | | | | | |
| Nov 10 | BAYLOR* | | | | | | | | | | | | | | | | |
| Nov 14 | at KU* | | | | | | | | | | | | | | | | |
| Nov 17 | TEXAS TECH* | | | | | | | | | | | | | | | | |
| Nov 21 | at TCU* | | | | | | | | | | | | | | | | |
| Totals | | 13 | 18 | 13 | 80 | .062 | 0 | 0 | 1 | 2 | 5 | 2 | 2 | 1 | 4.0 | 0 | 21.0 |

CAREER HONORS

Academic All-Big 12 Rookie Team (2017-18)
 Beaver State Classic All-Tournament (2017)
 Big 12 Commissioner's Honor Roll (Spring '17)
 Big 12 Commissioner's Honor Roll (Fall '17)

MISCELLANEOUS

| | '18 | '17 | Total |
|-----------------|-----------|-----------|-------|
| 5+ Kills | 0 | 18 | 18 |
| 10+ Kills | 0 | 3 | 3 |
| 5+ Blocks | 0 | 1 | 1 |
| .300+ Hitting % | 0 | 7 | 7 |
| .400+ Hitting % | 0 | 3 | 3 |
| 2+ Aces | 0 | 2 | 2 |
| 5+ Digs | 0 | 0 | 1 |

OVERALL CAREER

| Season | SP | MP | K | K/S | E | TA | Pct | A | A/S | SA | SA/S | SE | DIG | D/S | RE | BS | BA | TB | B/S | BE | BHE | PTS | PTS/S |
|--------------|------------|-----------|------------|-------------|-----------|------------|-------------|----------|-------------|----------|-------------|----------|-----------|-------------|----------|----------|-----------|-----------|-------------|----------|----------|--------------|-------------|
| 2017 | 103 | 29 | 159 | 1.54 | 61 | 524 | .187 | 1 | 0.01 | 5 | 0.05 | 7 | 46 | 0.45 | 1 | 2 | 47 | 49 | 0.48 | 4 | 0 | 189.5 | 1.83 |
| 2018 | 13 | 8 | 18 | 1.38 | 13 | 80 | .062 | 0 | 0.00 | 0 | 0.00 | 1 | 5 | 0.38 | 2 | 2 | 2 | 4 | 0.31 | 1 | 0 | 21.0 | 1.62 |
| TOTAL | 116 | 37 | 177 | 1.53 | 74 | 604 | .171 | 1 | 0.01 | 5 | 0.04 | 8 | 51 | 0.44 | 3 | 4 | 49 | 53 | 0.46 | 5 | 0 | 210.5 | 1.81 |

BIG 12 CAREER

| Season | SP | MP | K | K/S | E | TA | Pct | A | A/S | SA | SA/S | SE | DIG | D/S | RE | BS | BA | TB | B/S | BE | BHE | PTS | PTS/S |
|--------------|-----------|-----------|-----------|-------------|-----------|------------|-------------|----------|-------------|----------|-------------|----------|-----------|-------------|----------|----------|-----------|-----------|-------------|----------|----------|--------------|-------------|
| 2017 | 59 | 16 | 91 | 1.54 | 38 | 329 | .161 | 1 | 0.02 | 5 | 0.08 | 6 | 32 | 0.54 | 1 | 1 | 29 | 30 | 0.51 | 2 | 0 | 111.5 | 1.88 |
| 2018 | 2 | 2 | 5 | 2.50 | 3 | 18 | .111 | 0 | 0.00 | 0 | 0.00 | 0 | 0 | 0.00 | 0 | 0 | 0 | 0 | 0.00 | 0 | 0 | 5.0 | 2.50 |
| TOTAL | 61 | 18 | 96 | 1.57 | 41 | 347 | .159 | 1 | 0.02 | 5 | 0.08 | 6 | 32 | 0.52 | 1 | 1 | 29 | 30 | 0.49 | 2 | 0 | 116.5 | 1.90 |



18

gloria
MUTIRI

OPPOSITE

FRESHMAN \ \ 6-2

SAND SPRINGS, OKLA. \ \ CHARLES PAGE HS



(MOO-TIER-EE)



SEASON HIGHS

Kills: 16 2x, 10/10/18, Iowa State
Att. %: .467 9/7/18, North Texas
Digs: 14 2x, 10/24/18, Oklahoma
Blocks: 6 2x, 10/24/18, Oklahoma
Aces: 2 9/19/18, Texas
Points: 18.5 9/7/18, Oregon State

CAREER HIGHS

Kills: 16 2x, 10/10/18, Iowa State
Att. %: .467 9/7/18, North Texas
Digs: 14 2x, 10/24/18, Oklahoma
Blocks: 6 2x, 10/24/18, Oklahoma
Aces: 2 9/19/18, Texas
Points: 18.5 9/7/18, Oregon State

BIG 12 HIGHS

Kills: 16 10/10/18, Iowa State
Att. %: .429 10/10/18, Iowa State
Digs: 14 10/24/18, Oklahoma
Blocks: 6 2x, 10/24/18, Oklahoma
Aces: 2 9/19/18, Texas
Points: 16.5 9/19/18, Texas

2018 MATCH BY MATCH

| Date | Opponent | SP | K | E | TA | Pct | A | SA | SE | RE | DIG | BS | BA | BE | Tot | BHE | PTS |
|---------------|-------------------|-----------|------------|-----------|------------|-------------|----------|-----------|-----------|----------|------------|----------|-----------|----------|-------------|----------|--------------|
| Aug 25 | at Hawai'i | 3 | 6 | 3 | 17 | .176 | 1 | 0 | 0 | 0 | 5 | 0 | 0 | 0 | 0.0 | 0 | 6.0 |
| Aug 26 | at Hawai'i | 3 | 10 | 0 | 24 | .417 | 0 | 0 | 1 | 0 | 4 | 0 | 3 | 0 | 3.0 | 0 | 11.5 |
| Aug 31 | vs Marquette | 3 | 13 | 3 | 25 | .400 | 0 | 0 | 0 | 0 | 8 | 0 | 3 | 0 | 3.0 | 0 | 14.5 |
| Sep 1 | at Saint Louis | 4 | 9 | 4 | 23 | .217 | 0 | 0 | 2 | 0 | 3 | 0 | 2 | 1 | 2.0 | 0 | 10.0 |
| Sep 1 | vs. Western Ky. | 4 | 12 | 3 | 32 | .281 | 0 | 1 | 2 | 0 | 8 | 0 | 3 | 0 | 3.0 | 0 | 14.5 |
| Sep 4 | MISSOURI STATE | 3 | 6 | 1 | 15 | .333 | 0 | 0 | 1 | 0 | 3 | 0 | 3 | 0 | 3.0 | 0 | 7.5 |
| Sep 7 | NORTH TEXAS | 3 | 9 | 2 | 15 | .467 | 0 | 0 | 1 | 0 | 3 | 0 | 2 | 0 | 2.0 | 0 | 10.0 |
| Sep 7 | OREGON STATE | 4 | 16 | 8 | 34 | .235 | 0 | 0 | 2 | 0 | 11 | 0 | 5 | 0 | 5.0 | 0 | 18.5 |
| Sep 8 | OMAHA | 3 | 5 | 2 | 20 | .150 | 0 | 1 | 1 | 0 | 5 | 0 | 4 | 0 | 4.0 | 0 | 8.0 |
| Sep 11 | at UMKC | 3 | 12 | 3 | 23 | .391 | 1 | 0 | 1 | 0 | 7 | 0 | 1 | 0 | 1.0 | 0 | 12.5 |
| Sep 14 | vs Green Bay | 4 | 9 | 2 | 26 | .269 | 0 | 1 | 0 | 0 | 14 | 0 | 4 | 2 | 4.0 | 0 | 12.0 |
| Sep 15 | at #7 Minnesota | CANCELLED | | | | | | | | | | | | | | | |
| Sep 19 | #5 TEXAS* | 5 | 14 | 4 | 31 | .323 | 0 | 2 | 0 | 0 | 7 | 0 | 1 | 0 | 1.0 | 0 | 16.5 |
| Sep 21 | at Oklahoma* | 3 | 12 | 2 | 34 | .294 | 0 | 1 | 0 | 0 | 4 | 0 | 3 | 0 | 3.0 | 0 | 14.5 |
| Sep 26 | at West Virginia* | 3 | 6 | 2 | 17 | .235 | 0 | 1 | 2 | 0 | 6 | 0 | 1 | 1 | 1.0 | 0 | 7.5 |
| Sep 29 | TCU* | 4 | 12 | 3 | 31 | .290 | 0 | 0 | 1 | 1 | 6 | 0 | 2 | 0 | 2.0 | 0 | 13.0 |
| Oct 3 | at Texas Tech* | 5 | 12 | 5 | 45 | .156 | 0 | 1 | 0 | 0 | 11 | 0 | 6 | 0 | 6.0 | 0 | 16.0 |
| Oct 10 | IOWA STATE* | 4 | 16 | 4 | 28 | .429 | 1 | 0 | 3 | 0 | 9 | 0 | 0 | 0 | 0.0 | 0 | 16.0 |
| Oct 17 | #22 KU* | 4 | 13 | 5 | 34 | .235 | 0 | 0 | 0 | 0 | 9 | 0 | 0 | 0 | 0.0 | 1 | 13.0 |
| Oct 20 | at #24 Baylor* | 3 | 10 | 4 | 33 | .182 | 0 | 0 | 0 | 0 | 7 | 0 | 2 | 0 | 2.0 | 0 | 11.0 |
| Oct 24 | OKLAHOMA* | 4 | 9 | 6 | 32 | .094 | 0 | 1 | 0 | 0 | 14 | 0 | 6 | 0 | 6.0 | 0 | 13.0 |
| Oct 26 | at Iowa State* | 4 | 8 | 2 | 30 | .200 | 0 | 1 | 2 | 0 | 10 | 1 | 0 | 0 | 1.0 | 0 | 10.0 |
| Nov 3 | WEST VIRGINIA* | | | | | | | | | | | | | | | | |
| Nov 7 | at Texas* | | | | | | | | | | | | | | | | |
| Nov 10 | BAYLOR* | | | | | | | | | | | | | | | | |
| Nov 14 | at KU* | | | | | | | | | | | | | | | | |
| Nov 17 | TEXAS TECH* | | | | | | | | | | | | | | | | |
| Nov 21 | at TCU* | | | | | | | | | | | | | | | | |
| Totals | | 76 | 219 | 68 | 569 | .265 | 3 | 10 | 19 | 1 | 154 | 1 | 51 | 4 | 52.0 | 1 | 255.5 |

CAREER HONORS

Big 12 Rookie of the Week (9/17/18)

MISCELLANEOUS


| | '18Total |
|-----------------|----------------|
| 5+ Kills | 21.....21 |
| 10+ Kills | 12.....12 |
| 5+ Blocks | 3.....3 |
| .300+ Hitting % | 7.....7 |
| .400+ Hitting % | 4.....4 |
| 2+ Aces | 1.....1 |
| 5+ Digs | 16.....16 |
| 10+ Digs | 5.....5 |
| Double-Doubles | 2.....2 |

OVERALL CAREER

| Season | SP | MP | K | K/S | E | TA | Pct | A | A/S | SA | SA/S | SE | DIG | D/S | RE | BS | BA | TB | B/S | BE | BHE | PTS | PTS/S |
|--------------|-----------|-----------|------------|-------------|-----------|------------|-------------|----------|-------------|-----------|-------------|-----------|------------|-------------|----------|----------|-----------|-----------|-------------|----------|----------|--------------|-------------|
| 2018 | 76 | 21 | 219 | 2.88 | 68 | 569 | .265 | 3 | 0.04 | 10 | 0.13 | 19 | 154 | 2.03 | 1 | 1 | 51 | 52 | 0.68 | 4 | 1 | 255.5 | 3.36 |
| TOTAL | 76 | 21 | 219 | 2.88 | 68 | 569 | .265 | 3 | 0.04 | 10 | 0.13 | 19 | 154 | 2.03 | 1 | 1 | 51 | 52 | 0.68 | 4 | 1 | 255.5 | 3.36 |

BIG 12 CAREER

| Season | SP | MP | K | K/S | E | TA | Pct | A | A/S | SA | SA/S | SE | DIG | D/S | RE | BS | BA | TB | B/S | BE | BHE | PTS | PTS/S |
|--------------|-----------|-----------|------------|-------------|-----------|------------|-------------|----------|-------------|----------|-------------|----------|-----------|-------------|----------|----------|-----------|-----------|-------------|----------|----------|--------------|-------------|
| 2018 | 39 | 10 | 112 | 2.87 | 37 | 315 | .238 | 1 | 0.03 | 7 | 0.18 | 8 | 83 | 2.13 | 1 | 1 | 21 | 22 | 0.56 | 1 | 1 | 130.5 | 3.33 |
| TOTAL | 39 | 10 | 112 | 2.87 | 37 | 315 | .238 | 1 | 0.03 | 7 | 0.18 | 8 | 83 | 2.13 | 1 | 1 | 21 | 22 | 0.56 | 1 | 1 | 130.5 | 3.33 |



20

mckenzi
WEBER

DEFENSIVE SPECIALIST/LIBERO

JUNIOR \ \ 5-7

OVERLAND PARK, KAN. \ \ BISHOP MIEGE HS



(WEBBER)



SEASON HIGHS

Digs: 3 8/26/18. at Hawai'i
 Aces: -- --
 Assists: -- --

CAREER HIGHS

Digs: 3 8/26/18. at Hawai'i
 Aces: -- --
 Assists: -- --

BIG 12 HIGHS

Digs: -- --
 Aces: -- --
 Assists: -- --

2018 MATCH BY MATCH

| Date | Opponent | SP | K | E | TA | Pct | A | SA | SE | RE | DIG | BS | BA | BE | Tot | BHE | PTS |
|---------------|-------------------|----------|----------|----------|----------|-------------|----------|----------|----------|----------|----------|----------|----------|----------|------------|----------|------------|
| Aug 25 | at Hawai'i | 1 | 0 | 0 | 0 | .000 | 0 | 0 | 0 | 0 | 0 | 0 | 0 | 0 | 0.0 | 0 | 0.0 |
| Aug 26 | at Hawai'i | 2 | 0 | 0 | 0 | .000 | 0 | 0 | 1 | 0 | 3 | 0 | 0 | 0 | 0.0 | 0 | 0.0 |
| Aug 31 | vs Marquette | | | | | DNP | | | | | | | | | | | |
| Sep 1 | at Saint Louis | | | | | DNP | | | | | | | | | | | |
| Sep 1 | vs. Western Ky. | | | | | DNP | | | | | | | | | | | |
| Sep 4 | MISSOURI STATE | | | | | DNP | | | | | | | | | | | |
| Sep 7 | NORTH TEXAS | | | | | DNP | | | | | | | | | | | |
| Sep 7 | OREGON STATE | | | | | DNP | | | | | | | | | | | |
| Sep 8 | OMAHA | | | | | DNP | | | | | | | | | | | |
| Sep 11 | at UMKC | | | | | DNP | | | | | | | | | | | |
| Sep 14 | vs Green Bay | 1 | 0 | 0 | 0 | .000 | 0 | 0 | 0 | 1 | 2 | 0 | 0 | 0 | 0.0 | 0 | 0.0 |
| Sep 15 | at #7 Minnesota | | | | | CANCELLED | | | | | | | | | | | |
| Sep 19 | #5 TEXAS* | | | | | DNP | | | | | | | | | | | |
| Sep 21 | at Oklahoma* | | | | | DNP | | | | | | | | | | | |
| Sep 26 | at West Virginia* | | | | | DNP | | | | | | | | | | | |
| Sep 29 | TCU* | 1 | 0 | 0 | 0 | .000 | 0 | 0 | 0 | 1 | 0 | 0 | 0 | 0 | 0.0 | 0 | 0.0 |
| Oct 3 | at Texas Tech* | | | | | DNP | | | | | | | | | | | |
| Oct 10 | IOWA STATE* | | | | | DNP | | | | | | | | | | | |
| Oct 17 | #22 KU* | | | | | DNP | | | | | | | | | | | |
| Oct 20 | at #24 Baylor* | | | | | DNP | | | | | | | | | | | |
| Oct 24 | OKLAHOMA* | | | | | DNP | | | | | | | | | | | |
| Oct 26 | at Iowa State* | | | | | DNP | | | | | | | | | | | |
| Nov 3 | WEST VIRGINIA* | | | | | | | | | | | | | | | | |
| Nov 7 | at Texas* | | | | | | | | | | | | | | | | |
| Nov 10 | BAYLOR* | | | | | | | | | | | | | | | | |
| Nov 14 | at KU* | | | | | | | | | | | | | | | | |
| Nov 17 | TEXAS TECH* | | | | | | | | | | | | | | | | |
| Nov 21 | at TCU* | | | | | | | | | | | | | | | | |
| Totals | | 5 | 0 | 0 | 0 | .000 | 0 | 0 | 1 | 2 | 5 | 0 | 0 | 0 | 0.0 | 0 | 0.0 |

CAREER HONORS

Big 12 Commissioner's Honor Roll (Fall '16)
 Big 12 Commissioner's Honor Roll (Spring '17)
 Big 12 Commissioner's Honor Roll (Fall '17)

MISCELLANEOUS

| | '18 | | '17 | | '16 | | Total |
|----------|-----|-------|-----|-------|-----|-------|-------|
| 5+ Digs | 0 | | 0 | | 0 | | 0 |
| 10+ Digs | 0 | | 0 | | 0 | | 0 |
| 2+ Aces | 0 | | 0 | | 0 | | 0 |

OVERALL CAREER

| Season | SP | MP | K | K/S | E | TA | Pct | A | A/S | SA | SA/S | SE | DIG | D/S | RE | BS | BA | TB | B/S | BE | BHE | PTS | PTS/S |
|--------------|-----------|----------|----------|-------------|----------|----------|-------------|----------|-------------|----------|-------------|----------|----------|-------------|----------|----------|----------|----------|-------------|----------|----------|------------|-------------|
| 2016 | 3 | 3 | 0 | 0.00 | 0 | 0 | .000 | 0 | 0.00 | 0 | 0.00 | 1 | 2 | 0.67 | 1 | 0 | 0 | 0 | 0.00 | 0 | 0 | 0.0 | 0.00 |
| 2017 | 2 | 2 | 0 | 0.00 | 0 | 0 | .000 | 0 | 0.00 | 0 | 0.00 | 0 | 1 | 0.50 | 0 | 0 | 0 | 0 | 0.00 | 0 | 0 | 0.0 | 0.00 |
| 2018 | 5 | 4 | 0 | 0.00 | 0 | 0 | .000 | 0 | 0.00 | 0 | 0.00 | 1 | 5 | 1.00 | 2 | 0 | 0 | 0 | 0.00 | 0 | 0 | 0.0 | 0.00 |
| TOTAL | 10 | 9 | 0 | 0.00 | 0 | 0 | .000 | 0 | 0.00 | 0 | 0.00 | 2 | 8 | 0.80 | 3 | 0 | 0 | 0 | 0.00 | 0 | 0 | 0.0 | 0.00 |

BIG 12 CAREER

| Season | SP | MP | K | K/S | E | TA | Pct | A | A/S | SA | SA/S | SE | DIG | D/S | RE | BS | BA | TB | B/S | BE | BHE | PTS | PTS/S |
|--------------|----------|----------|----------|-------------|----------|----------|-------------|----------|-------------|----------|-------------|----------|----------|-------------|----------|----------|----------|----------|-------------|----------|----------|------------|-------------|
| 2016 | -- | -- | -- | -- | -- | -- | -- | -- | -- | -- | -- | -- | -- | -- | -- | -- | -- | -- | -- | -- | -- | -- | -- |
| 2017 | -- | -- | -- | -- | -- | -- | -- | -- | -- | -- | -- | -- | -- | -- | -- | -- | -- | -- | -- | -- | -- | -- | -- |
| 2018 | 1 | 1 | 0 | 0.00 | 0 | 0 | .000 | 0 | 0.00 | 0 | 0.00 | 0 | 0 | 0.00 | 1 | 0 | 0 | 0 | 0.00 | 0 | 0 | 0.0 | 0.00 |
| TOTAL | 1 | 1 | 0 | 0.00 | 0 | 0 | .000 | 0 | 0.00 | 0 | 0.00 | 0 | 0 | 0.00 | 1 | 0 | 0 | 0 | 0.00 | 0 | 0 | 0.0 | 0.00 |



21

devan
FAIRFIELD

DEFENSIVE SPECIALIST/LIBERO

SENIOR (RS) \ \ 5-7

GRAIN VALLEY, MO. \ \ GRAIN VALLEY HS

**SEASON HIGHS**

Digs: 26 10/3/18, at Texas Tech
Aces: 2 9/19/18, Texas
Assists: 4 3x, 10/24/18, Oklahoma

CAREER HIGHS

Digs: 26 10/3/18, at Texas Tech
Aces: 2 2x, 9/19/18, Texas
Assists: 4 3x, 10/24/18, Oklahoma

BIG 12 HIGHS

Digs: 26 10/3/18, at Texas Tech
Aces: 2 9/19/18, Texas
Assists: 4 2x, 10/24/18, Oklahoma

2018 MATCH BY MATCH

| Date | Opponent | SP | K | E | TA | Pct | A | SA | SE | RE | DIG | BS | BA | BE | Tot | BHE | PTS |
|---------------|-------------------|-----------|----------|----------|----------|--------------|-----------|----------|----------|-----------|------------|----------|----------|----------|------------|----------|------------|
| Aug 25 | at Hawai'i | 3 | 0 | 0 | 0 | .000 | 3 | 0 | 1 | 2 | 16 | 0 | 0 | 0 | 0.0 | 0 | 0.0 |
| Aug 26 | at Hawai'i | 3 | 0 | 0 | 0 | .000 | 2 | 0 | 0 | 0 | 7 | 0 | 0 | 0 | 0.0 | 0 | 0.0 |
| Aug 31 | vs Marquette | 3 | 0 | 0 | 0 | .000 | 1 | 0 | 0 | 1 | 9 | 0 | 0 | 0 | 0.0 | 0 | 0.0 |
| Sep 1 | at Saint Louis | 4 | 1 | 0 | 1 | 1.000 | 0 | 0 | 0 | 1 | 11 | 0 | 0 | 0 | 0.0 | 0 | 1.0 |
| Sep 1 | vs. Western Ky. | 4 | 0 | 0 | 0 | .000 | 3 | 0 | 0 | 1 | 12 | 0 | 0 | 0 | 0.0 | 0 | 0.0 |
| Sep 4 | MISSOURI STATE | 3 | 0 | 0 | 0 | .000 | 1 | 0 | 0 | 0 | 13 | 0 | 0 | 0 | 0.0 | 0 | 0.0 |
| Sep 7 | NORTH TEXAS | 3 | 0 | 0 | 0 | .000 | 0 | 0 | 0 | 2 | 11 | 0 | 0 | 0 | 0.0 | 0 | 0.0 |
| Sep 7 | OREGON STATE | 4 | 0 | 0 | 0 | .000 | 3 | 0 | 0 | 0 | 14 | 0 | 0 | 0 | 0.0 | 0 | 0.0 |
| Sep 8 | OMAHA | 3 | 0 | 0 | 0 | .000 | 2 | 0 | 0 | 0 | 13 | 0 | 0 | 0 | 0.0 | 0 | 0.0 |
| Sep 11 | at UMKC | 3 | 0 | 0 | 0 | .000 | 1 | 0 | 1 | 0 | 7 | 0 | 0 | 0 | 0.0 | 0 | 0.0 |
| Sep 14 | vs Green Bay | 4 | 0 | 0 | 0 | .000 | 4 | 0 | 0 | 0 | 16 | 0 | 0 | 0 | 0.0 | 0 | 0.0 |
| Sep 15 | at #7 Minnesota | CANCELLED | | | | | | | | | | | | | | | |
| Sep 19 | #5 TEXAS* | 5 | 0 | 0 | 0 | .000 | 4 | 2 | 0 | 0 | 20 | 0 | 0 | 0 | 0.0 | 0 | 2.0 |
| Sep 21 | at Oklahoma* | 3 | 0 | 0 | 0 | .000 | 1 | 0 | 0 | 2 | 16 | 0 | 0 | 0 | 0.0 | 0 | 0.0 |
| Sep 26 | at West Virginia* | 3 | 0 | 0 | 0 | .000 | 1 | 0 | 0 | 3 | 8 | 0 | 0 | 0 | 0.0 | 0 | 0.0 |
| Sep 29 | TCU* | 4 | 1 | 0 | 1 | 1.000 | 3 | 1 | 1 | 0 | 17 | 0 | 0 | 0 | 0.0 | 0 | 2.0 |
| Oct 3 | at Texas Tech* | 5 | 0 | 0 | 0 | .000 | 3 | 0 | 2 | 0 | 26 | 0 | 0 | 0 | 0.0 | 0 | 0.0 |
| Oct 10 | IOWA STATE* | 4 | 0 | 0 | 0 | .000 | 0 | 0 | 1 | 0 | 13 | 0 | 0 | 0 | 0.0 | 0 | 0.0 |
| Oct 17 | #22 KU* | 4 | 0 | 0 | 0 | .000 | 2 | 0 | 0 | 0 | 21 | 0 | 0 | 0 | 0.0 | 0 | 0.0 |
| Oct 20 | at #24 Baylor* | 3 | 1 | 0 | 1 | 1.000 | 1 | 0 | 0 | 1 | 15 | 0 | 0 | 0 | 0.0 | 0 | 1.0 |
| Oct 24 | OKLAHOMA* | 4 | 0 | 0 | 0 | .000 | 4 | 0 | 0 | 1 | 11 | 0 | 0 | 0 | 0.0 | 0 | 0.0 |
| Oct 26 | at Iowa State* | 4 | 0 | 0 | 0 | .000 | 0 | 0 | 0 | 0 | 19 | 0 | 0 | 0 | 0.0 | 0 | 0.0 |
| Nov 3 | WEST VIRGINIA* | | | | | | | | | | | | | | | | |
| Nov 7 | at Texas* | | | | | | | | | | | | | | | | |
| Nov 10 | BAYLOR* | | | | | | | | | | | | | | | | |
| Nov 14 | at KU* | | | | | | | | | | | | | | | | |
| Nov 17 | TEXAS TECH* | | | | | | | | | | | | | | | | |
| Nov 21 | at TCU* | | | | | | | | | | | | | | | | |
| Totals | | 76 | 3 | 0 | 3 | 1.000 | 39 | 3 | 6 | 14 | 295 | 0 | 0 | 0 | 0.0 | 0 | 6.0 |

HONORS

Three-time Academic All-Big 12 Second Team (2015-17)
 Three-time Big 12 Commissioner's Honor Roll

MISCELLANEOUS

| | '18..... | '17..... | '16..... | '15.... | Total |
|-----------------|----------|----------|----------|---------|-------|
| 5+ Digs | 21..... | 18..... | 17..... | 16..... | 72 |
| 10+ Digs | 17..... | 3..... | 5..... | 3..... | 28 |
| 20+ Digs | 3..... | 0..... | 0..... | 0..... | 3 |
| 2+ Aces | 1..... | 0..... | 1..... | 0..... | 2 |

OVERALL CAREER

| Season | SP | MP | K | K/S | E | TA | Pct | A | A/S | SA | SA/S | SE | DIG | D/S | RE | BS | BA | TB | B/S | BE | BHE | PTS | PTS/S |
|--------------|------------|------------|----------|-------------|----------|----------|--------------|-----------|-------------|----------|-------------|----------|------------|-------------|-----------|----------|----------|----------|-------------|----------|----------|-------------|-------------|
| 2014 | REDSHIRT | | | | | | | | | | | | | | | | | | | | | | |
| 2015 | 107 | 29 | 1 | 0.01 | 0 | 1 | 1.000 | 13 | 0.12 | 1 | 0.01 | 1 | 168 | 1.57 | 7 | 0 | 0 | 0 | 0.00 | 0 | 0 | 2.0 | 0.02 |
| 2016 | 118 | 31 | 1 | 0.01 | 0 | 1 | 1.000 | 16 | 0.14 | 3 | 0.03 | 2 | 187 | 1.58 | 14 | 0 | 0 | 0 | 0.00 | 0 | 0 | 4.0 | 0.03 |
| 2017 | 112 | 29 | 0 | 0.00 | 0 | 0 | .000 | 10 | 0.09 | 0 | 0.00 | 0 | 169 | 1.51 | 11 | 0 | 0 | 0 | 0.00 | 0 | 0 | 0.0 | 0.00 |
| 2018 | 76 | 21 | 3 | 0.04 | 0 | 3 | 1.000 | 39 | 0.51 | 3 | 0.04 | 6 | 295 | 3.88 | 14 | 0 | 0 | 0 | 0.00 | 0 | 0 | 6.0 | 0.08 |
| TOTAL | 413 | 110 | 5 | 0.01 | 0 | 5 | 1.000 | 78 | 0.19 | 7 | 0.02 | 9 | 819 | 1.98 | 46 | 0 | 0 | 0 | 0.00 | 0 | 0 | 12.0 | 0.03 |

BIG 12 CAREER

| Season | SP | MP | K | K/S | E | TA | Pct | A | A/S | SA | SA/S | SE | DIG | D/S | RE | BS | BA | TB | B/S | BE | BHE | PTS | PTS/S |
|--------------|------------|-----------|----------|-------------|----------|----------|--------------|-----------|-------------|----------|-------------|----------|------------|-------------|-----------|----------|----------|----------|-------------|----------|----------|------------|-------------|
| 2014 | REDSHIRT | | | | | | | | | | | | | | | | | | | | | | |
| 2015 | 56 | 16 | 0 | 0.00 | 0 | 0 | .000 | 7 | 0.12 | 1 | 0.02 | 0 | 92 | 1.64 | 5 | 0 | 0 | 0 | 0.00 | 0 | 0 | 1.0 | 0.02 |
| 2016 | 63 | 16 | 0 | 0.00 | 0 | 0 | .000 | 11 | 0.17 | 0 | 0.00 | 1 | 89 | 1.41 | 9 | 0 | 0 | 0 | 0.00 | 0 | 0 | 0.0 | 0.00 |
| 2017 | 66 | 16 | 0 | 0.00 | 0 | 0 | .000 | 4 | 0.06 | 0 | 0.00 | 0 | 96 | 1.45 | 8 | 0 | 0 | 0 | 0.00 | 0 | 0 | 0.0 | 0.00 |
| 2018 | 39 | 10 | 2 | 0.05 | 0 | 2 | 1.000 | 19 | 0.49 | 3 | 0.08 | 4 | 166 | 4.26 | 7 | 0 | 0 | 0 | 0.00 | 0 | 0 | 5.0 | 0.13 |
| TOTAL | 224 | 58 | 2 | 0.01 | 0 | 2 | 1.000 | 41 | 0.18 | 4 | 0.02 | 5 | 443 | 1.98 | 29 | 0 | 0 | 0 | 0.00 | 0 | 0 | 6.0 | 0.03 |



1

**REILLY KILLEEN**DS/L > 5-4 > SR
HONOLULU, HAWAII

2

**ELLE SANDBOTHE**MB > 6-0 > JR
LEE'S SUMMIT, MO.

3

**ALYSSA SCHULTEJANS**OH > 6-3 > SR
SILVER LAKE, KAN.

4

**SARAH DIXON**S > 5-9 > JR (RS)
CHINO HILLS, CALIF.

5

**KAYLEY HOLLYWOOD**MB > 6-5 > FR
SUGAR LAND, TEXAS

6

**JACQUE SMITH**DS/L > 5-7 > FR (RS)
KANSAS CITY, MO.

7

**KYLEE ZUMACH**OH > 6-4 > SR (RS)
BUFFALO, MINN.

8

**KENZIE SMITH**S > 5-9 > FR
MANHATTAN, KAN.

9

**ABIGAIL ARCHIBONG**MB/OH > 6-1 > FR
SHAWNEE, KAN.

10

**BROOKE HEYNE**OH > 5-11 > FR (RS)
OMAHA, NEB.

11

**PEYTON WILLIAMS**MB > 6-4 > SO (RS)
TOPEKA, KAN.

12

**MACY FLOWERS**MB > 6-3 > SR
CHANUTE, KAN.

14

**MEGAN VERNON**MB > 6-2 > FR (RS)
MISSISSAUGA, ONTARIO, CANADA

15

**HOLLY BONDE**OPP/OH > 6-2 > FR
MINOOKA, ILL.

16

**ZSOFIA GYIMES**MB > 6-1 > SR
BUDAPEST, HUNGARY

17

**BRYNN CARLSON**OH > 6-4 > SO
WOODBURY, MINN.

18

**GLORIA MUTIRI**OPP > 6-0 > FR
SAND SPRINGS, OKLA.

20

**MCKENZI WEBER**DS/L > 5-7 > JR
OVERLAND PARK, KAN.

21

**DEVAN FAIRFIELD**DS/L > 5-7 > SR (RS)
GRAIN VALLEY, MO.

COACHING STAFF

**SUZIE FRITZ**HEAD COACH
18TH SEASON**JEFF GROVE**ASSOCIATE HEAD COACH
20TH SEASON**TRENT SORENSEN**ASSISTANT COACH
4TH SEASON