




2018-19 MEDIA GUIDE



KAYLA GOTH

senior • guard

- 2018 All-Big 12 Second Team
- 2018 CoSIDA Academic All-District VII Second Team
- Two-time Academic All-Big 12 First Team (2017 & 2018)
- 2016 Big 12 Academic All-Rookie Team
- 13th in school history for career assists (314)
- Second in school history for career assist to turnover ratio (1.77)
- Third in program history for career games with 10 or more assists (6)
- First player in program history and eighth player among Big 12 schools with 500 or more points and 200 or more assists in a season
- Needs 157 points to become the 41st player in program history with 1,000 career points.



**2019
ALL-AMERICAN
CANDIDATE**

2 | K-STATE WOMEN'S BASKETBALL

2	Table of Contents
3	Quick Facts
4	2018-19 Schedule
5	2018-19 TV/Radio Roster
6-7	Ice Family Basketball Center
8-9	2008 & 2004 Big 12 Champions
10-11	Historical Relevance
12-13	Postseason Appearances
14-15	Bramlage Coliseum
16-17	Head Coach Jeff Mittie
18-19	National Prominence
20-21	K-State and USA Basketball
22-23	Wildcats in the WNBA
24-25	National Media Attention
26-27	Strength & Conditioning
28-29	Fueling the Wildcats
30-31	Academic Excellence
32-35	This is Kansas State
36-37	University Administration
38-39	City of Manhattan

40 | COACHING STAFF

40-43	Head Coach Jeff Mittie
44	Associate Head Coach Brian Ostermann
45	Assistant Coach Chris Carr
46	Assistant Coach Jayci Stone
47-48	Support Staff

49 | MEET THE WILDCATS

49	2018-19 Roster & Roster Breakdown
50-51	2018-19 Season Outlook
52-55	Kayla Goth
56-57	Kali Jones
58-61	Peyton Williams
62-63	Jasauen Beard
64-65	Cymone Goodrich
66-67	Mary Lakes
68-69	Rachel Ranke
70-71	Ashley Ray
72-73	Alisa Wiggins
74-75	Sarah Bates
76	Christianna Carr & Ayoka Lee
77	Laura Macke & Savannah Simmons
78-79	Career Game-by-Game Stats

80 | 2017-18 SEASON IN REVIEW

80	50th Season of Intercollegiate WBB
81	2017-18 Season Notes
82	2017-18 Season Statistics
83	2017-18 Season Results
84	2017-18 Game-By-Game Statistics
85	2017-18 Superlatives
86-87	2017-18 Additional Statistics
88-93	2017-18 Box Scores
94-99	Departed Seniors
100	2017-18 Big 12 Conference Review
101-102	2017-18 Big 12 Conference Statistics

103 | 2018-19 OPPONENTS

103	Big 12 Conference
104-105	Big 12 Composite Schedule
106	Phillips 66 Big 12 Basketball Championships
107-109	K-State Big 12 Championships Records
110	Big 12 Conference Honors and Awards
111	Opponent Records/2018-19 Series History
112-116	2018-19 Non-Conference Opponents
117-125	Big 12 Opponents
126	Kansas State vs. Opponents
127	Kansas State vs. Conferences
128-134	Series Records

135 | RECORD BOOK

135-139	1,000 Point Club
140	Last Time by K-State
140-141	Scoring Records
142	30-Point Games in School History
143	Field Goal Records
144	3-Point Field Goal Records
145	Free Throw Records
146	Rebounding Records
147	Assist Records

148	Steal Records
149	Block Records
150	Shalee Lehning's Triple-Doubles
151-152	Miscellaneous Player Records
153	Bramlage Coliseum Records
154	Bramlage Coliseum Facts & Figures
155	Overall Attendance Records
156	Miscellaneous Records
157-158	K-State Record on TV
159	Wildcat Classic Records and Results
160-161	Year-By-Year Summary
162	All-Time Team Statistics
163	Year-By-Year Leaders
164	Kansas State in the National Polls
165-166	Kansas State vs. Ranked Opponents

167 | KANSAS STATE HISTORY

167-169	NCAA Tournament Records
170	NCAA Tournament Player Stats
171-174	NCAA Tournament Teams
175-179	NCAA Tournament Box Scores
180	Additional Postseason History
181-182	Kansas State Retired Uniforms
183	K-State All-Americans & National Honors
184	Conference Honors
185	National Teams & K-State Hall of Fame
186	Miscellaneous History
187-189	K-State Women's Basketball Timeline
190-191	All-Time Letterwinners
192-200	Year-By-Year Results

201 | WELCOME TO K-STATE

201	Nike Basketball Ad
202-204	Athletics Administration
205	K-State Compliance & NCAA Regulations
206	2017-18 K-State Athletics in Review
207-208	Media Policies and Procedures
208	Wildcats on the Air
209	Kansas State Athletic Communications
210	Media Outlets
211	Big 12 Ad
212	Get to Know the Wildcats

EDITORIAL CREDITS

The 2018-19 Kansas State Women's Basketball Media Guide was published by the Kansas State Department of Athletics. This guide is a product of the Kansas State Athletics Communications Office and was written, edited, compiled and designed by Randy Peterson, Assistant Director of Athletics Communications, using Adobe InDesign (layout) and Adobe Photoshop CS (design). Cover design by Ron Cook, Kansas State Director of Graphic Design. Special thanks to the Kansas State women's basketball coaching staff, Bailey Borck, Ella Henton, Heather, Colbie and Zeke Peterson, Tom and Julie Peterson, and Cindy, Cole, Evie and Riley Gillund.

PHOTOGRAPHY CREDITS

Scott Weaver (K-State Athletics), Peter Aiken (PGA Photography), Tim Cowie (Tim Cowie Photography), Randy Peterson (K-State Athletics), Greg Carroccio (Sideline Photos, LLC), J.B. Gallegos, Bob Nixon, Atlanta Dream, Dallas Wings, New York Liberty, Phoenix Mercury, San Antonio Silver Stars, Connecticut Sun, Chicago Sky, D. Clarke Evans (NBAE/Getty Images), Jennifer Pottheiser (NBAE/Getty Images), Washington Mystics, NBA Photos, Mitchell Layton, Bob Stowell, WBCA, USA Basketball and FIBA Archive.

PRINTING

Sun Graphics
1818 Broadway
Parsons, KS 67357

To purchase additional copies of this guide, please send a check or money order for \$25 (which includes shipping and handling) to: K-State Athletics Communications, 1800 College Ave, West Stadium Center, Manhattan, KS 66502.



All-Big 12 honorees and 2018-19 All-America candidates
Kayla Goth (left) & Peyton Williams



BIG 12 CONFERENCE

GENERAL INFORMATION

Location:Manhattan, KS 66502
Founded:1863
Enrollment:23,779
Nickname:Wildcats
Colors:Purple (PMS 268), Silver (PMS 877) and White
Home Arena (Capacity):Bramlage Coliseum (12,528)
Affiliation:NCAA Division I
Conference:Big 12 Conference
President (Alma Mater):Richard Myers
 (K-State '65 & Auburn '77)
Athletics Director (Alma Mater):Gene Taylor (Arizona State '80)
Associate AD/SWA (Alma Mater):Jill Shields (Central Florida '80)
Athletics Department Phone:(785) 532-6910
Ticket Office Phone:1-800-221-CATS

The Department of Intercollegiate Athletics recognizes the diversity of individuals and their contributions that support Kansas State University. The Department of Intercollegiate Athletics is committed to providing student-athletes with an inclusive University experience and environment. The Department respects each individual's participation in the success of their team, the Department, and the University at large and is committed to providing equal opportunities for all student-athletes.

ATHLETICS COMMUNICATIONS

Sr. Associate AD for Communications & PR:Kenny Lannou
Director of WBB Communications:Randy Peterson
Office Phone:785-532-7975
Cell Phone:785-587-7769
E-mail:rpeterson@kstatesports.com
Athletics Communications Main Office Phone:785-532-6735
Athletics Communications Fax:785-532-6093
Press Row Phone:785-539-3423
Athletics Communications Mailing Address:
 1800 College Avenue
 West Stadium Center
 Manhattan, KS 66502
Overnight Address:same as above
Website:www.k-statesports.com

RADIO BROADCAST INFORMATION

Radio Station:K-State Sports Network
Radio Contact Person:Ben Boyle, General Manager
Address:
 K-State Sports Properties
 1800 College Avenue
 Manhattan, KS 66502
Phone:785-532-2005
Play-by-Play Announcer:Brian Smoller
Color Analysts:Kristin Rethman Waller, Missy Decker Heidrick

K-STATEHD.TV



Jeff Mittie
Head Coach



Brian Ostermann
Assoc. Head Coach



Chris Carr
Asst. Coach



Jayci Stone
Asst. Coach

COACHING STAFF

Head Coach: Jeff Mittie (5th Season)
Alma Mater:Missouri Western '89
Career Record (Years):533-289 (26 Years)
Record at School (Years):79-54 (4 years)
Basketball Office Phone:785-532-6970
Best Time to Reach Coach:Contact SID
Associate Head Coach: Brian Ostermann (5th season)
Alma Mater:Wisconsin-La Crosse '88
Assistant Coach:Chris Carr (3rd season)
Alma Mater:Argosy '12
Assistant Coach:Jayci Stone (2nd season)
Alma Mater:Kansas State '08
Coordinator of Recruiting Operations:Ebony Gilliam (5th season)
Director of Student-Athlete Development:Ebony Haliburton (2nd season)
Director of Video Operations:Tasha Dickey
Coordinator of Office Operations:Katie Bell

TEAM INFORMATION

2017-18 Overall Record:18-16
Home: 11-8 **Away:** 5-6 **Neutral:** 2-2
2017-18 Big 12 Conference Record:7-11
2017-18 Big 12 Conference Finish:17th
2018 Postseason:WNIT 3rd Round
2018 Final Rankings:nr (AP)/nr (Coaches')
Starters Returning/Lost:3/2
Letterwinners Returning/Lost:8/3
Newcomers/Redshirts:6/0

BASKETBALL HISTORY

Seasons of Basketball:51st Season
First Year of Basketball/Record:1968-69 (11-3)
Overall All-Time Record:932-583 (.615)
Record in Bramlage Coliseum:323-128 (.716)
NCAA Appearances/Last:15/2017
WNIT Appearances/Last:Six/2018
Last Postseason Opponent (Result):2018 WNIT 3rd Round
vs. UC Davis (L, 71-69)

ON THE COVER

On the 2018-19 Kansas State Women's Basketball media guide cover: senior Kayla Goth, junior Peyton Williams and sophomore Rachel Ranke.



K-STATE QUICK FACTS



Nike is the official footwear, apparel supplier and sponsor of K-State women's basketball.



FOLLOW K-STATE ON SOCIAL MEDIA

Kansas State athletics can be followed through the social media networks of Twitter, Facebook, Instagram, SnapChat and Youtube. You can follow K-State on Twitter through both @kstatesports, @kstate_gameday and @KStateWBB. Fans can become friends of K-State on Facebook by going to facebook.com/kstatesports.

K-STATESPORTS.COM



Kansas State women's basketball information along with each of K-State's 16 varsity intercollegiate sports can be found at www.kstatesports.com. K-State Athletics and SideArm Sports - one of the nation's leading sports technology providers - have partnered on a new kstatesports.com, mobile/tablet applications and full digital platform. Statistics, live game video and audio broadcasts, press releases, photo galleries, schedules and much more can all be found at the revamped k-statesports.com.

DAY	DATE	OPPONENT	LOCATION	TIME
Thursday	November 1	Fort Hays State (exhibition) (ESPN3)	Manhattan, Kan.	7 p.m.
Monday	November 5	Pittsburg State (exhibition) (FCS - Central & K-StateHD.TV)	Manhattan, Kan.	7 p.m.
4 Monday	November 12	Omaha (K-StateHD.TV)	Manhattan, Kan.	5:30 p.m.
Friday	November 16	North Texas (ESPN3)	Manhattan, Kan.	7 p.m.
Sunday	November 18	UMKC (ESPN3)	Manhattan, Kan.	1 p.m.
CANCUN CHALLENGE				
Thursday	November 22	vs. Syracuse	Cancun, Mexico	1:30 p.m.
Friday	November 23	vs. DePaul	Cancun, Mexico	11 a.m.
Saturday	November 24	vs. Princeton	Cancun, Mexico	11 a.m.
SEC/BIG 12 CHALLENGE				
Sunday	December 2	Vanderbilt (ESPN3)	Manhattan, Kan.	1 p.m.
Wednesday	December 5	Lamar (FCS - Central & K-StateHD.TV)	Manhattan, Kan.	7 p.m.
Saturday	December 8	at Little Rock	Little Rock, Ark.	3 p.m.
Sunday	December 16	vs. Arizona State	La Crosse, Wis.	4 p.m.
Thursday	December 20	Central Arkansas (ESPN3)	Manhattan, Kan.	7 p.m.
Saturday	December 29	Northern Iowa (ESPN3)	Manhattan, Kan.	1 p.m.
Wednesday	January 2	at Iowa State	Ames, Iowa	6:30 p.m.
Saturday	January 5	Oklahoma (FCS - Central & K-StateHD.TV)	Manhattan, Kan.	7 p.m.
Wednesday	January 9	at Baylor (FOX Sports Go)	Waco, Texas	7 p.m.
Sunday	January 13	Kansas (FSN)	Manhattan, Kan.	12 p.m.
Wednesday	January 16	Texas (ESPN3)	Manhattan, Kan.	7 p.m.
Saturday	January 19	at Texas Tech (FOX Sports Southwest)	Lubbock, Texas	3 p.m.
Wednesday	January 23	Oklahoma State (ESPN3)	Manhattan, Kan.	7 p.m.
Saturday	January 26	at West Virginia	Morgantown, W. Va.	3 p.m. (CT)
Wednesday	January 30	TCU (FCS - Central & K-StateHD.TV)	Manhattan, Kan.	7 p.m.
Saturday	February 2	Iowa State (ESPN3)	Manhattan, Kan.	1 p.m.
Wednesday	February 6	at Kansas	Lawrence, Kan.	7 p.m.
Sunday	February 10	at Oklahoma	Norman, Okla.	2 p.m.
Wednesday	February 13	Baylor (ESPN3)	Manhattan, Kan.	7 p.m.
Sunday	February 17	at Texas (FSN)	Austin, Texas	4 p.m.
Saturday	February 23	at TCU (FOX Sports Southwest Plus)	Fort Worth, Texas	5 p.m.
Wednesday	February 27	West Virginia (FCS - Central & K-StateHD.TV)	Manhattan, Kan.	7 p.m.
Saturday	March 2	Texas Tech (ESPN3)	Manhattan, Kan.	1 p.m.
Monday	March 4	at Oklahoma State	Stillwater, Okla.	7 p.m.
2019 PHILLIPS 66 BIG 12 BASKETBALL CHAMPIONSHIP (Chesapeake Energy Arena)				
Friday	March 8	First Round	Oklahoma City, Okla.	6 p.m./8:30 p.m.
Saturday	March 9	Quarterfinals	Oklahoma City, Okla.	11 a.m./1:30 p.m./6 p.m./8:30 p.m.
Sunday	March 10	Semifinals	Oklahoma City, Okla.	1 p.m./3:30 p.m.
Monday	March 11	Final	Oklahoma City, Okla.	7 p.m.
2019 NCAA TOURNAMENT FIRST & SECOND ROUND (sites to be determined)				
Friday	March 22	First Round	TBD	TBD
Saturday	March 23	First Round	TBD	TBD
Sunday	March 24	Second Round	TBD	TBD
Monday	March 25	Second Round	TBD	TBD
2019 NCAA TOURNAMENT REGIONALS (Albany, N.Y.; Chicago, Ill.; Greensboro, N.C.; Portland, Ore.)				
Friday	March 29	Regional Semifinals	TBD	TBD
Saturday	March 30	Regional Semifinals	TBD	TBD
Sunday	March 31	Regional Finals	TBD	TBD
Monday	April 1	Regional Finals	TBD	TBD
2019 NCAA FINAL FOUR (Amalie Arena)				
Friday	April 5	National Semifinals	Tampa, Fla.	TBD
Sunday	April 7	National Final	Tampa, Fla.	TBD



1 | SAVANNAH SIMMONS
 G • 6-1 • Fr.
 Bel Air, Md.



2 | CYMONE GOODRICH
 G • 5-10 • So.
 Chicago, Ill.



3 | SARAH BATES
 G • 5-9 • So.
 Fresno, Calif.



5 | ALISA WIGGINS
 G • 5-8 • So.
 Montclair, N.J.



10 | KAYLA GOTH
 G • 6-1 • Sr.
 DeForest, Wis.



11 | PEYTON WILLIAMS
 F • 6-4 • Jr.
 Topeka, Kan.



12 | RACHEL RANKE
 G • 6-1 • So.
 Burnsville, Minn.



13 | LAURA MACKE
 F • 6-2 • Fr.
 Baileysville, Kan.



15 | KALI JONES
 F • 6-2 • Sr.
 Murrieta, Calif.



25 | JASAUEN BEARD
 F • 5-11 • R-Jr.
 Midwest City, Okla.



33 | ASHLEY RAY
 F • 6-4 • So.
 Girard, Kan.



40 | MAARY LAKES
 C • 6-4 • So.
 Peoria, Ill.



43 | CHRISTIANNA CARR
 G • 6-1 • Fr.
 Manhattan, Kan.



50 | AYOKA LEE
 C • 6-5 • Fr.
 Byron, Minn.



JEFF MITTIE
 Head Coach



BRIAN OSTERMANN
 Associate Head Coach



CHRIS CARR
 Assistant Coach



JAYCI STONE
 Assistant Coach




EBONY GILLIAM
 Coordinator of Recruiting Ops.



EBONY HALIBURTON
 Dir. of Student Athlete Development

THE FUTURE OF K-STATE BASKETBALL IS HERE



James & Laura Johnson Atrium



Berney Family Reception Center



Chase and Elizabeth Wilson Auditorium

ICE FAMILY BASKETBALL CENTER

AMENITIES

Classic design inspired by Ahearn Field House and includes K-State limestone

Located east of Bramlage Coliseum, in close proximity for game day activities and other facilities such as the Academic Learning Center

Size: Approximately 50,000 square feet

Dedicated: October 2012

- Fully functional men's and women's basketball facilities
- Practice courts (2 full-sized courts designed for shared or private use)
- Locker rooms for both programs and coaches
- Two Players lounges (a private space for players to share)
- Coaches offices (assistant coaches offices overlook practice courts)
- Weight room (2500+ square feet)
- Sports medicine center with a state-of-the-art hydrotherapy facility
- Team film room (theatre-style seating utilized by both programs)
- Entrance atrium & viewing deck (open design ideal for donor receptions and recruiting functions)



Debra Von Waaden Women's Basketball Player Lounge



Breidenthal Family Women's Basketball Locker Room



Carl & Mary Ice Sports Medicine Center



John Vanier Strength & Performance Center

Kansas State head women's basketball coach Jeff Mittie:

























"The first thing that comes to mind with the Basketball Training Facility is what we can do for our student-athletes in regards to their development as a student-athlete. We have every tool necessary to help them improve and take care of their bodies. It is in a location that is right next door to where they live. We have everything necessary to make the total person and the total player."







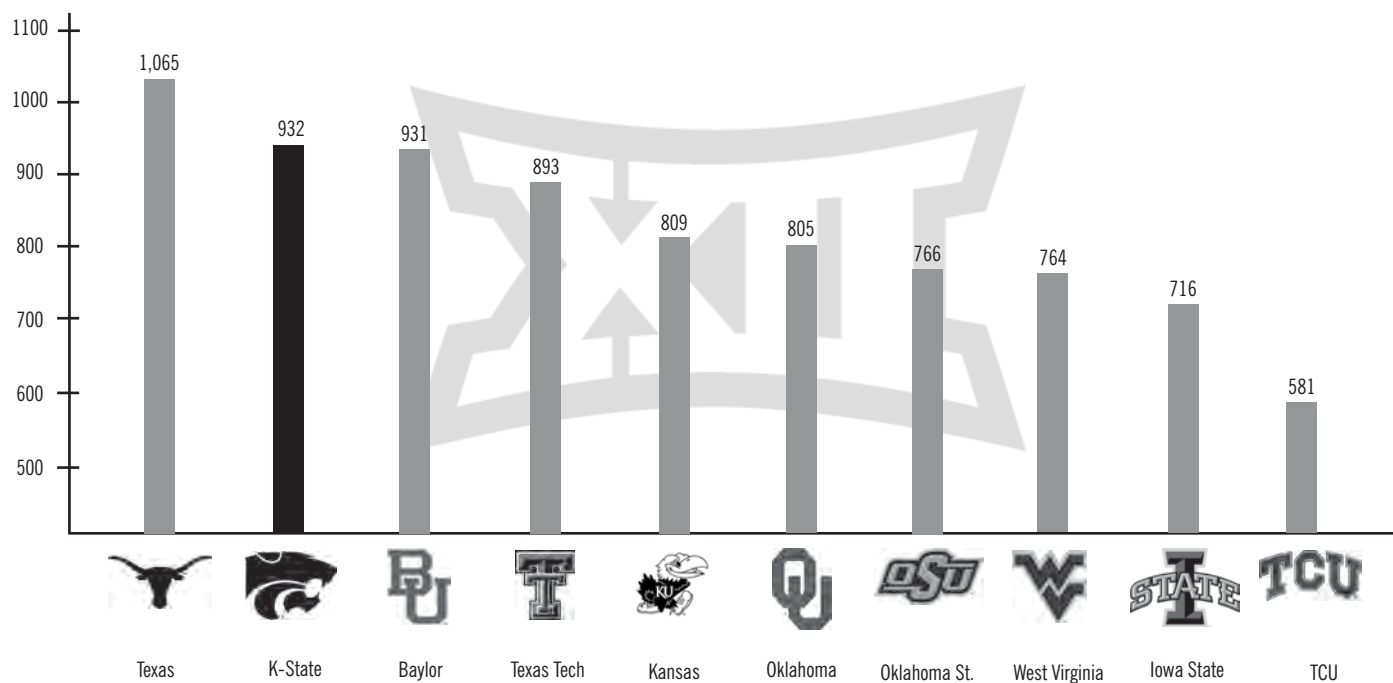
With a 62-49 win over UT Arlington on December 7, 2016, Kansas State became the 20th program in NCAA Division I women's basketball history and the second in the Big 12 to record 900 or more wins.

1.  Tennessee 1344	2.  Connecticut 1118	3.  Louisiana Tech 1110	4.  James Madison 1094	5.  Texas 1065	6.  Stanford 1060
7.  Stephen F. Austin 1055	8.  Old Dominion 1039	9.  Ohio State 1026	10.  Western Kentucky 984	11.  Green Bay 983	12.  Maryland 972
13.  Notre Dame 964	14.  Georgia 962	15.  North Carolina 951	16.  Belmont 942	17.  Penn State 936	18.  KANSAS STATE 932
19.  Baylor 931	20.  Long Beach State 925	t21.  Tennessee Tech 918	t21.  Montana 918	t21.  Rutgers 918	24.  Auburn 911



K-State's record entering its 51st season of women's basketball stands at **932-583 (.615)**. The Wildcats have accumulated 24 20-win seasons.

ALL-TIME WINS OF BIG 12 MEMBERS





MARCH MADNESS

KANSAS STATE ALL-TIME NCAA TOURNAMENT APPEARANCES (15)

2017 NCAA Second Round
 2016 NCAA Second Round
 2012 NCAA Second Round
 2011 NCAA First Round
 2009 NCAA Second Round
 2008 NCAA Second Round
 2005 NCAA Second Round
 2004 NCAA Second Round
 2003 NCAA Second Round
 2002 NCAA Sweet 16
 1997 NCAA First Round
 1987 NCAA First Round
 1984 NCAA Sweet 16
 1983 NCAA Sweet 16
 1982 NCAA Elite Eight

For a complete list of opponents, records and box scores from K-State's NCAA Tournament appearances, turn to page 167.





KANSAS STATE ALL-TIME WNIT TOURNAMENT APPEARANCES (6)



2006
WNIT Champions

16-5

K-State is 16-5 in WNIT games, which includes a 16-3 record in games played in Bramlage.

13,340

A sell-out crowd of 13,340 fans in Bramlage Coliseum witnessed K-State's 77-65 win over Marquette in the 2006 WNIT final.

- 2018 WNIT Third Round
- 2015 WNIT Second Round
- 2013 WNIT Semifinals
- 2007 WNIT Semifinals
- 1999 WNIT Second Round



BRAMLAGE COLISEUM

In 17 straight seasons, Kansas State has finished in the top 35 nationally among NCAA Division I women's basketball attendance leaders. Affectionately known as the "Purple Palace," the Wildcats have lost only 17 non-conference games over the last 20 plus years in the venue, going a sterling 141-17 (.892).

The Wildcats finished the 2016-17 season ranked 15th in the nation for attendance by averaging 5,136 fans per game at Bramlage Coliseum. The 92,454 total fans in 2016-17 marked the sixth-highest total in program history.

In the 2011-12 season, K-State was selected as the Big 12 Conference's "Pack the House" champion for the second straight season and one of 33 winners among NCAA Division I schools across the nation. K-State drew a season-high 12,528 fans to its Feb. 4, 2012 game against eventual national champion Baylor. This was the highest attended women's game in Bramlage since March 31, 2006 when K-State hosted the WNIT Final in front of a sell-out crowd of 13,340.

The Wildcats have finished among the top-10 in the national attendance rankings four times, checking in with a school-record fifth-place finish in 2002-03 (which included 11 games with 8,000 or more fans in attendance) and then notched a pair of eighth place efforts in 2003-04 and 2004-05.

DID YOU KNOW?

Since the 1996-97 season, Kansas State owns a 43-12 (.782) record in Bramlage Coliseum when the attendance is 7,500 fans or larger.

HOME CROWDS OVER 10,000 AT BRAMLAGE COLISEUM

1.	Nebraska (1/12/02)	13,466
	Marquette (3/31/06)	13,340
	Kansas (1/17/04)	13,340
	Texas A&M (2/22/03)	13,340
	Oklahoma State (2/15/03)	13,340
	Texas (1/25/03)	13,340
	Iowa State (2/2/02)	13,340
	Texas Tech (1/27/02)	13,340
9.	Baylor (2/4/12)	12,528
	Connecticut (12/11/16)	12,528
11.	Texas Tech (3/3/04)	12,174
12.	Oklahoma (2/13/02)	11,789
13.	Arkansas (3/17/02)	11,786
14.	Colorado (1/11/03)	11,753
15.	Notre Dame (3/25/03)	11,534
16.	Kansas (2/26/05)	11,254
17.	Iowa (1/5/03)	10,913
18.	Oklahoma (1/31/04)	10,866
19.	Harvard (3/23/03)	10,732
20.	Kansas (2/26/03)	10,702
21.	Kent State (3/15/02)	10,573

IMPROVEMENTS TO BRAMLAGE

In keeping with its goal of providing "The Best Fan Experience in the Big 12," K-State Athletics partnered with Wrightson, Johnson, Haddon and Williams, Inc. (WJHW), one of the top acoustical consulting and electronic systems design firms in the country, to manage the project, which was completed in October of 2014.

The improvements to Bramlage, which will total \$2.4 million, included:

- Panasonic center-hung 25'x 18' SMD LED videoboard, which will have a display more than four times larger than the existing videoboard in Bramlage Coliseum. The four-sided videoboard features a 6mm high-definition display on each face with a 5-foot upper ring and 2-foot, 4-inch lower ring for statistics, crowd engagement and sponsor integration.
- Six additional 6mm LED displays will be installed above the seating on the north and south ends of the arena with three located above Sections 12-15 on the north end and three above Section 24 to Section 1 on the south end.
- A new sound system with nearly 100 total loudspeakers, and utilize the latest amplifier and digital signal processing with more than 200,000 watts of amplification.
- New LED lighting system will provide a more efficient and higher quality of output in the arena and allows for special effects during pregame introductions and during special halftime shows and recognitions.

For a complete list of Bramlage Coliseum facts & records, turn to pages 153-155.



HOME OF THE WILDCATS

K-State in Bramlage Coliseum By the Numbers

3

NCAA Tournament first and second rounds K-State has hosted (2002, 2003 & 2017)

5

Number of K-State women's basketball players to have their number raised to the rafters of Bramlage Coliseum (3, Nicole Ohlde; 5 Shalee Lehning; 10 Priscilla Gary; 33, Tammie Romstad; 53, Kendra Wecker).

13-0

K-State registered its first undefeated home record in Bramlage Coliseum in the 2003-04 season.

42

School record for points scored in Bramlage Coliseum, set by Brittany Chambers on March 21, 2013 against Texas Southern.

141-17

K-State's home non-conference record in Bramlage Coliseum since the 1996-97 season.

1,746,342

Total number of fans that have passed through the turnstiles of Bramlage Coliseum since the arena opened in 1988-89. The 1,500,000th fan entered Bramlage on Feb. 21, 2015.



K-State secured the 500th win of head coach Jeff Mittie's coaching career with a 70-57 win at Omaha on December 4, 2017.

FIVE-TIME CONFERENCE

533

CAREER WINS

.648

CAREER WINNING PERCENTAGE

25

WINNING SEASONS IN 26 YEARS AS HEAD COACH

Big 12 Coaches

WBB Career Records (following 2017-18 season)

1. Bill Fennelly, Iowa State	645-306
2. Kim Mulkey, Baylor	539-98
3. Jeff Mittie, Kansas State	533-289
4. Sherri Coale, Oklahoma	481-242
5. Brandon Schneider, Kansas	427-203
6. Mike Carey, West Virginia	371-193
7. Karen Aston, Texas	246-125
8. Raegan Pebley, TCU	227-235
9. Jim Littell, Oklahoma State	151-80
10. Marlene Stollings, Texas Tech	118-89

Big 12 Coaches

WBB Career Winning Pct. (following 2017-18 season)

1. Kim Mulkey, Baylor	.846
2. Bill Fennelly, Iowa State	.678
3. Brandon Schneider, Kansas	.678
4. Sherri Coale, Oklahoma	.665
5. Karen Aston, Texas	.663
6. Mike Carey, West Virginia	.658
7. Jim Littell, Oklahoma State	.654
8. Jeff Mittie, Kansas State	.648
9. Marlene Stollings, Texas Tech	.570
10. Raegan Pebley, TCU	.491

• Mittie has averaged 21 wins during his previous 26 seasons as a head coach

- 2017 KBCA Coach of the Year
- 2010 Mountain West Conference Coach of the Year
- 2002 Conference USA Coach of the Year
- 2001 WAC Coach of the Year
- 1995 MIAA Coach of the Year
- 1994 MIAA Coach of the Year

For a complete bio of head coach Jeff Mittie, turn to page 44.



K-State head coach Jeff Mittie was recognized prior to K-State's December 11, 2016, game against Connecticut for pocketing the 500th win of his coaching career.

COACH OF THE YEAR

19

POSTSEASON APPEARANCES

9

LEAGUE TITLES IN 4 DIFFERENT
CONFERENCES

4

ASSOCIATED PRESS
ALL-AMERICA SELECTIONS

Big 12 Coaches

NCAA Tournament Appearances

1. Sherri Coale, Oklahoma	19
2. Bill Fennelly, Iowa State	17
Kim Mulkey, Baylor	17
4. Jeff Mittie, Kansas State	11
5. Mike Carey, West Virginia	10
6. Karen Aston, Texas	6
7. Jim Littell, Oklahoma State	5
8. Raegan Pebley, TCU	2
Marlene Stollings, Texas Tech	2
10. Brandon Schneider, Kansas	0

- 2010 Mountain West Conference Regular Season Champions
- 2005 Conference USA Tournament Champions
- 2003 Conference USA Tournament Champions
- 2002 Conference USA Regular Season Champions
- 2001 WAC Regular Season Champions
- 2001 WAC Tournament Champions
- 1995 MIAA Regular Season Champions
- 1995 MIAA Tournament Champions
- 1994 MIAA Regular Season Champions

- Helena Sverrisdottir (TCU)
 - 2010 Honorable Mention
- Sandora Irvin (TCU)
 - 2005 First Team
 - 2004 Honorable Mention
- Adrienne Ross (TCU)
 - 2007 Honorable Mention



KANSAS STATE ALL-TIME KODAK ALL-AMERICANS

Priscilla Gary (1982-83)

1983 Kodak All-America

K-State Hall of Famer Priscilla Gary-Sweeney (1982-83) was the first Kodak All-American in the program's history at the conclusion of the 1983 season

Nicole Ohlde (2000-04)

2004 Kodak/WBCA All-America
2003 Kodak/WBCA All-America

Former Wildcat Nicole Ohlde (2000-04) holds the distinction of being the program's only two-time Kodak All-American having received the honor in 2003 and 2004.

Kendra Wecker (2001-05)

2005 Kodak/WBCA All-America

Kendra Wecker (2001-05) became the third player in school history to be named to the prestigious Kodak/WBCA All-America Team in 2005.

Wecker was one of five women finalists in contention for the John R. Wooden Award presented annually to the nation's top player of the year at the 29th Annual Wooden Award Ceremony held at The Los Angeles Athletic Club.





KANSAS STATE SENIOR CLASS AWARD ALL-AMERICANS



Brittany Chambers

2013 Award Finalist
2nd Team Senior All-American



Ashley Sweat

2010 Award Finalist
1st Team Senior All-American



Shalee Lehning

2009 Award Finalist
1st Team Senior All-American



Kendra Wecker

2005 National Winner
First Team Senior All-American

Wecker was honored as the 2005 national winner of the Senior C.L.A.S.S. (acronym for Celebrating Loyalty and Achievement for Staying in School) Award presented annually to the nation's top male and female senior basketball player of the year.



Nicole Ohlde

2004 Award Finalist
1st Team Senior All-American







K-STATE & USA BASKETBALL

Laurie Koehn, Nicole Ohlde and **Kendra Wecker** are just some of the Wildcats who have represented the United States in national and international competition with USA Basketball. In the summer of 2003, Wecker and Ohlde helped Team USA win gold at the World Championship For Young Women in Sibenik, Croatia. Koehn, meanwhile, won a silver medal as a member of the U.S. Pan American Games Team, which competed in Santa Domingo, Dominican Republic.

Former K-State women's basketball player **Laurie Miller** competed for the 1977 USA World University Games Team that finished with a 6-2 record and earned a silver medal.





Shanele Stires (1993-95) was drafted in 2000 by the Minnesota Lynx.



Olga Firsova (1998-00) was drafted in 2000 by the New York Liberty.



Two-time All-American **Nicole Ohlde (2000-04)** was selected sixth overall by the Minnesota Lynx in the 2004 WNBA Draft. She finished third in Rookie of the Year voting and led the Lynx to the WNBA Playoffs with a franchise-tying 18 victories for the season. Ohlde was among a draft class, which included Connecticut's Diana Taurasi and Duke's Alana Beard, tabbed as one of the deepest and most talented classes in WNBA history. She helped the Phoenix Mercury in her first season with the organization to the 2009 WNBA title.



Laurie Koehn (2001-05) went undrafted, but later signed on as a free agent with the Washington Mystics. She captured the WNBA Three-Point Shootout at the 2007 All-Star Game.



Megan Mahoney (2001-05) was also drafted in the third round by the Connecticut Sun with the 34th overall pick.



Kendra Wecker (2001-05) was selected fourth overall by the San Antonio Silver Stars to become K-State's highest-ever draft pick at the 2005 WNBA Draft held on April 16, 2005, in Secaucus, N.J.



Claire Coggins (2003-07) earned a spot on the 2007 Chicago Sky roster in May, making her the seventh Wildcat to play in the WNBA.



Shalee Lehning (2005-09) was drafted by the Atlanta Dream in the second round of the 2009 WNBA Draft with the 25th overall selection. Helped the Dream to a franchise record for wins in her first year.



Breanna Lewis (2013-17) was drafted by the Dallas Wings in the second round of the 2017 WNBA Draft with the 23rd overall selection.

K-STATE ALL-TIME WNBA DRAFT PICKS

Breanna Lewis (2013-17)
 Dallas Wings - 23rd pick - 2nd Round - 2017

Brittany Chambers (2009-13)
 Los Angeles Sparks - 22nd pick - 2nd Round - 2013

Shalee Lehning (2006-09)
 Atlanta Dream - 25th pick - 2nd Round - 2009

Kendra Wecker (2001-05)
 San Antonio Stars - 4th pick - 1st Round - 2005

Megan Mahoney (2001-05)
 Connecticut Sun - 34th pick - 3rd Round - 2005

Nicole Ohlde (2000-04)
 Minnesota Lynx - 6th pick - 1st Round - 2004

Olga Firsova (1998-00)
 New York Liberty - 13th pick - 1st Round - 2000

Shanele Stires (1993-95)*
 Minnesota Lynx - 56th pick - 4th Round - 2000
 *Previously played for the ABL's Columbus Quest



KANSAS STATE ON TELEVISION

Since the 2002 season, K-State women's basketball has had over 250 games broadcast by a number of national and regional networks including: ESPN, ESPN2, FOX Sports, FOX Sports Midwest, FOX Sports Kansas City, The Big Ten Network, The Mtn., and CBS College Sports. The Wildcats played a school-record 32 games on either regional or national television during the 2017-18 season. Below is a list of the regular season games to air on television during the 2018-19 season (as of Sept. 26, 2018).

vs. Omaha (K-StateHD.TV & Facebook Live)
Nov. 12 - Manhattan, Kan. - 5:30 p.m.

vs. North Texas (ESPN3)
Nov. 16 - Manhattan, Kan. - 7 p.m.

vs. UMKC (ESPN3)
Nov. 18 - Manhattan, Kan. - 1 p.m.

vs. Vanderbilt (ESPN3)
Dec. 2 - Manhattan, Kan. - 1 p.m.

vs. Lamar (FCS-Central & K-StateHD.TV)
Dec. 5 - Manhattan, Kan. - 7 p.m.

vs. Central Arkansas (ESPN3)
Dec. 20 - Manhattan, Kan. - 7 p.m.

vs. Northern Iowa (ESPN3)
Dec. 29 - Manhattan, Kan. - 1 p.m.

vs. Oklahoma (FCS-Central & K-StateHD.TV)
Jan. 5 - Manhattan, Kan. - 7 p.m.

at Baylor (FOX Sports Go)
Jan. 13 - Waco, Texas - 7 p.m.

vs. Kansas (FSN)
Jan. 13 - Manhattan, Kan. - 12 p.m.

vs. Texas (ESPN3)
Jan. 16 - Manhattan, Kan. - 7 p.m.

at Texas Tech (FOX Sports Southwest)
Jan. 19 - Lubbock, Texas - 3 p.m.

vs. Oklahoma State (ESPN3)
Jan. 23 - Manhattan, Kan. - 7 p.m.

vs. TCU (FCS-Central & K-StateHD.TV)
Jan. 30 - Manhattan, Kan. - 7 p.m.

vs. Iowa State (ESPN3)
Feb. 2 - Manhattan, Kan. - 1 p.m.

vs. Oklahoma (FOX Sports Oklahoma)
Feb. 10 - Norman, Okla. - 7 p.m.

vs. Baylor (ESPN3)
Feb. 13 - Manhattan, Kan. - 7 p.m.

at Texas (FSN)
Feb. 17 - Austin, Texas - 4 p.m.

at TCU (FSN)
Feb. 23 - Fort Worth, Texas - 5 p.m.

vs. West Virginia (FCS-Central & K-StateHD.TV)
Feb. 27 - Manhattan, Kan. - 7 p.m.

vs. Texas Tech (ESPN3)
March 2 - Manhattan, Kan. - 1 p.m.



Kansas State women's basketball has been featured on numerous national websites and in national publications including: *ESPN.com*, *USA Today*, *Sports Illustrated*, *Yahoo! Sports*, *CBS College Sports Network*, *SLAM Magazine* and *Women's Basketball Magazine*.

K-STATEHD.TV
ESPN 2
ESPN 3

FS1
FS2




JOHN VANIER STRENGTH &

STRENGTH EQUIPMENT BREAKDOWN

- 5 - Custom 9' POWERLIFT RACKS with adjustable benches.
- 2 - Pendulum Squat Pro's (with custom strength curve technology for taller athletes.)
- 2 - Custom made POWERLIFT Leg Ext. / Leg Curl combo machines
- 3 - Custom POWERLIFT Multi-functional Adjustable Cable Pulley Systems
- 2 - Pendulum Vertical Pulldown
- 2 - POWERLIFT Glute-Ham Developers

ACCESSORY AND CARDIO EQUIPMENT

- 4 - Woodway Treadmills with 1 - FORCE Speed Treadmill
- 2 - Vertimax Trainers
- 2 - Sci-Fit Total Body Trainers





PERFORMANCE CENTER





AHEARN FUND PERFORMANCE TABLE

Located in the West Stadium Center of Bill Snyder Family Stadium, the Ahearn Fund Performance Table is available to K-State student-athletes and provides dinner and a morning snack.

Performance Table Dinner

- Performance Table Dinner is served Sunday evening to Thursday evening from 5:30 p.m., to 8:30 p.m., and includes a variety of upscale menu choices which are rotated on a nightly and weekly basis.
- A special Steak Night menu is served on the second and last Sunday of each month.
- Student-athletes may receive Performance Table access as part of their grant-in-aid package (at the discretion of the head coach), or can purchase a significantly discounted plan at just \$857 per year (\$5.39 per day)

Performance Table Enhanced Morning Snack

- The Performance Table Enhanced Morning Snack is served Monday through Friday from 7 a.m., to 10 a.m.
- Menu items include eggs, sausage, potatoes, muffins, toast, peanut butter and jelly sandwiches, fresh fruit, yogurt, oatmeal, cereal and more. A rotational entree will be available each day, as well as a self-serve breakfast sandwich station with to-go option.
- The Performance Table Enhanced Morning Snack will also be served on the third Sunday of each month, including an omelet station, from 10 a.m., to 1 p.m.
- Student-athletes who enroll in the Performance Table Dinner program will receive complimentary access to the morning snack service.



SCOTT TRAUSCH
Sports Nutritionist
trausch@kstatesports.com



FUELING STATIONS

Pre- and post-workout fueling products will be available throughout all of the athletics facilities and will be managed by K-State Sports Nutritionist Scott Trausch, K-State's Athletic Training staff and the K-State Strength and Conditioning staffs.

Items include: fruits, nuts, bagels, peanut butter, jelly and other spreads, as well as meal replacement shakes, bars and carbohydrate boosters.





Kindred Wesemann, 2017
Kinesiology

Erica Young, 2017
Electronic Journalism

Jessica Sheble, 2017
Kinesiology

Kelly Thomson, 2017
Nutritional Sciences and
Nutrition and Health

WILDCATS IN THE CLASSROOM

K-STATE ONE OF TOP APR PROGRAMS IN BIG 12

Kansas State women's basketball, for the 2016-17 academic year, were among the top teams in the Big 12 with its NCAA Academic Progress Rate (APR) of 996. The APR measures the eligibility, retention and graduation of student-athletes over a five-year span and is a predictor of graduation success. The most recent APRs are multi-year rates based on scores from the 2013-14 through 2016-17 academic years.


K-STATE A 5-TIME WBCA ACADEMIC TOP-25 TEAM HONOR ROLL RECIPIENT

The Wildcats have appeared in the WBCA Academic Top-25 Team Honor Roll ranking five times since the rankings began at the beginning of the 1997-98 season (2009, 13th; 2008, 2nd; 2003, 2nd; 1999, 20th; 1998, 19th).

K-STATE STUDENT-ATHLETE ENHANCEMENT CENTER

The K-State Student-Athlete Enhancement Center, located on the second floor of the Vanier Football Complex, features:

- 20 tutor rooms
- 2 large multi-purpose rooms with full technological capabilities
- 6 television screens
- 3 projection screens
- Computer lab with full presentation/technological capabilities that includes 75 computers
- 6 full-time academic counselors/4 graduate assistants
- Director of Student-Athlete Development
- Director of Sport Performance housed here with state of the art Vision Training Board

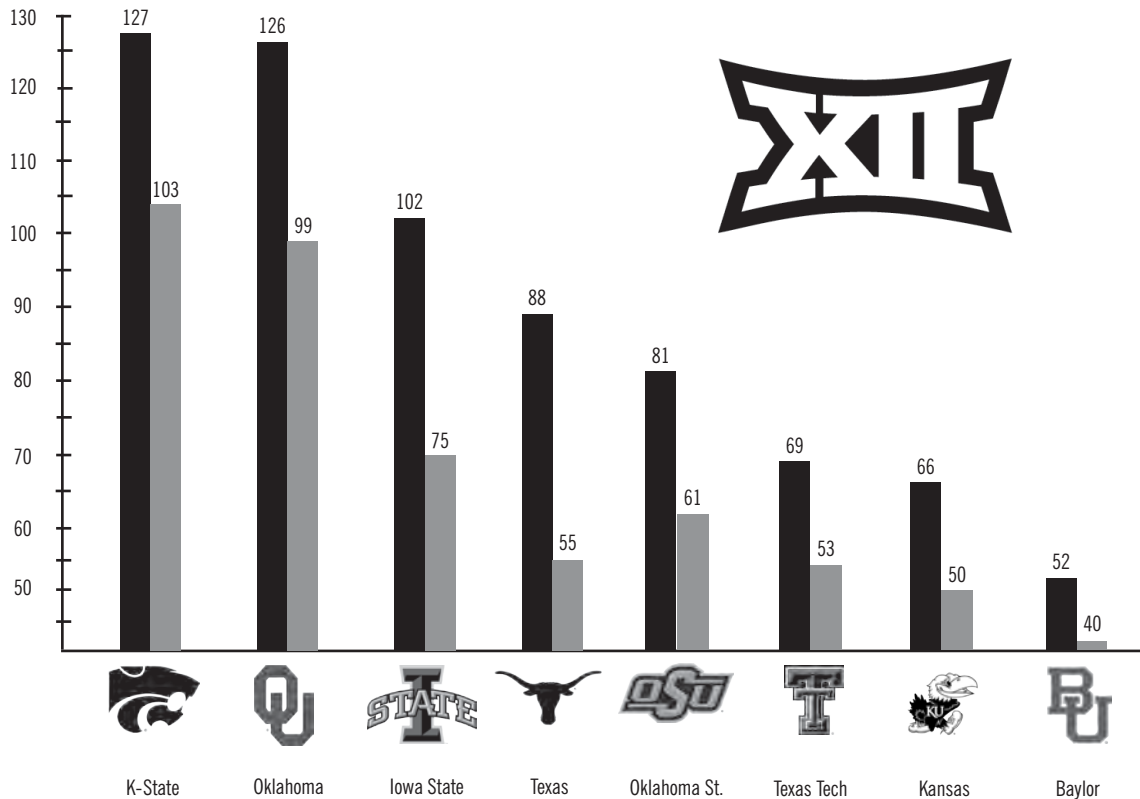


Student-Athlete Enhancement Center in the Vanier Football Complex

Academic All-Big 12 Honors Since 1997

■ Total Academic All-Big 12 Honors

■ Total Academic All-Big 12 First Team Honors



127

Wildcats have been named to the Academic All-Big 12 Conference women's basketball team - most of any school in the Big 12.

103

Wildcats have been named to the Academic All-Big 12 Conference First Team, including a school-record 8 in the 2009 season.

KANSAS STATE ALL-TIME ACADEMIC ALL-AMERICANS

Shaelyn Martin - Second Team - 2018

Ashley Sweat - Third Team - 2010

Shalee Lehning - Third Team - 2009

Laurie Koehn - Second Team - 2005

Laurie Koehn - First Team - 2004

Nicole Ohlde - Second Team - 2004

Gayla Williams - Third Team - 1981

Laurie Koehn (right) became the first women's basketball player in school history to be named a first team CoSIDA Academic All-American, while Nicole Ohlde earned second team honors in 2004. Koehn is the only two-time Academic All-American in program history, as she earned second team honors in 2005.

Shaelyn Martin concluded her K-State career with a 4.0 grade point average and CoSIDA Academic All-America Second Team honors in 2017-18.

Shalee Lehning earned CoSIDA Academic All-America honors at the end of the 2008-09 season, earning a third team citation.

Ashley Sweat earned CoSIDA Academic All-America honors at the end of her senior season in 2009-10, earning a third team citation.

Former Wildcat Gayla Williams was the first K-State women's basketball player to earn Academic All-America honors, as she was a third team selection in 1981.





ANDERSON HALL

KANSAS STATE UNIVERSITY

K-State is working to become a Top 50 public research university by 2025. To accomplish this, K-State is ramping up its total research and development expenditures, its total endowment and the number of undergraduate students involved in research, among other goals. The university is well on its way; check out the progress at k-state.edu/2025.

History and Location

K-State was established in 1863 as the nation's first operational land-grant university. As such, the university's mission has always been rooted in the principles set forth in the Morrill Act: to provide teaching, research and service to the citizens of Kansas and beyond. K-State is governed by the Kansas Board of Regents.

Located in central Manhattan, the main campus encompasses more than 2,320 acres, including agricultural and research facilities. The campus is known for its historic limestone buildings. This classic college town of more than 56,000 residents is growing steadily, attracting local and national businesses.

Manhattan is 125 miles west of Kansas City in the rolling Flint Hills of northeast Kansas. The university also has a campus an hour west in Salina, Kansas State Polytechnic, which is known for its educational focus on experiential learning and offers bachelor's and associate degrees and one master's degree.

K-State's newest campus in Olathe, a part of the Kansas City metro area, now offers a bachelor's degree completion program in hospitality management. Additionally, the campus offers several master's and doctoral degrees for professionals seeking career advancement in a variety of science-based fields.

It's a great time to be a K-Stater!
From residence halls to athletics facilities to academic buildings, the Manhattan campus has changed in many different and exciting ways.

K-State Global Campus, home to 70-plus online and distance programs, puts the power of a K-State education at one's fingertips. Professional development workshops and enrichment programs are also offered through this campus.

In addition, K-State Research and Extension offers numerous extension fields, offices and other facilities in Kansas and Nebraska.

K-State is host to the prestigious Landon Lecture Series, honoring the late Kansas statesman Alfred M. Landon. Since 1966, the series has featured more than 175 nationally prominent speakers. Past speakers have included U.S. presidents, world leaders, Supreme Court justices, CEOs and other prominent figures.

Student Achievement

K-State students have an outstanding record when it comes to winning national competitions. K-Staters have placed in the top five in areas like robotics, debate, forensics, aviation, construction science, architecture, engineering, leadership and more. The K-State Black Student Union has been named the top group in the Big 12 nine times in the last 12 years.

Academic Recognition

- A recent Wall Street Journal study found that K-State is one of the best schools in the nation for increasing students' critical thinking, reasoning and problem-solving skills.

- The Association of Public and Land-Grant Universities designated K-State as an Innovation and Economic Prosperity University.



COLLEGE OF BUSINESS ADMINISTRATION

K-STATE 2025

Colleges of Kansas State University

Agriculture
Architecture, Planning & Design
Arts & Sciences
Business Administration
Education
Engineering
Human Ecology
Technology & Aviation
Veterinary Medicine



K-STATE CAMPUS

HALE LIBRARY



• The College of Business Administration's sales program is one of the best in the nation, according to the Sales Education Foundation. Additionally, the college was ranked among the best undergraduate business schools in the nation by Bloomberg Businessweek.

• The university was named one of the best colleges in the nation for agriculture by Schools.com. Additionally, Newsweek named the College of Education one of the nation's Great Teaching Schools.

• The graduate-level landscape architecture and interior architecture programs offered by the College of Architecture, Planning & Design are rated among the Top 10 in the nation in a survey by DesignIntelligence.

University Research and Accolades

• Kansas State University was named the "Silicon Valley for biodefense" for its status as a national leader in animal health, biosciences and food safety research. K-State is home to premier research facilities such as the Biosecurity Research Institute and College of Veterinary Medicine Complex. In addition, the Kansas Department of Agriculture offices are co-located at the university's research park; and the National Bio and Agro-defense Facility is being constructed adjacent to the Manhattan campus.

• The Princeton Review, Forbes magazine and U.S. News & World Report all rank Kansas State University as one of America's best public universities.

• K-State's "highest research activity" classification is the highest level possible from the Carnegie Classifications of Institutions of Higher Education.

• K-State is home to more than 90 centers and institutes that produce groundbreaking research. This includes four Feed the Future Innovation Labs funded by the U.S. Agency for International Development.

• More than \$248 million in financial assistance is distributed to students each year and \$38 million in scholarships.

• K-State is the No. 1 choice for Kansas high school seniors, and

it pays dividends. Ninety-five percent of recent bachelor's degree graduates indicated they were employed or continuing education.

Building the Future

• Seaton Hall recently underwent a \$75 million transformation, renovating 80,000 square feet and adding 114,000 square feet of new construction, including Regnier Hall.

• Wefald Hall, a residence hall on the west side of campus, opened in fall 2016 housing 540 students. The connecting dining center serves 1,850 students.

• The 150,000-square-foot Business Building opened in fall 2016 featuring classroom space, financial trading rooms and areas for entrepreneurial development.

• A \$40 million expansion added Engineering Hall to the engineering complex, which already included Durland, Fielder and Rathbone halls.

• The Berney Family Welcome Center at WWI Memorial Stadium centralizes services for incoming students, serves as a campus gateway, and features interactive technology and customized information for visitors.

Student Life

• Diversity at K-State continues to increase. Students come from all 50 states and more than 100 countries.

• The Center for Student Involvement has registered more than 475 student-run clubs and organizations, including honors, academic and multicultural organizations.

• K-Staters are recipients of several prestigious scholarships, including the Goldwater, Udall, Fulbright, Gilman, SMART and Cargill Global scholarships in the last year.

• The Princeton Review ranks Kansas State University No. 1 for campus community relations, No. 3 for best quality of life and No. 6 for happiest students.

• K-State is on the Phi Theta Kappa Transfer Honor Roll for providing exemplary programs, initiatives and benefits for community college transfer students.

• CollegeRank named the K-State Student Union as one of the nation's 25 best student unions, while MSN ranked K-State dorms as the No. 18 best in the nation.

• The student-run, nationally recognized K-State Proud philanthropy has raised more than \$1.1 million to help fellow students in need.

WEFALD HALL



THE COLLEGES OF KANSAS STATE

College of Agriculture

Interim Dean: Ernie Minton - 785.532.6151; **Email:** eminton@k-state.edu

- With a 98 percent student job placement rate, the college prepares students to enter an industry demanding more agricultural graduates than the university can supply. Faculty members provide one-on-one student advising and hands-on learning opportunities that range from research and food laboratories to the more than 15 teaching units and research facilities within two miles of campus.
- The College of Agriculture annually awards more than \$1.4 million in scholarships and had nearly 2,600 undergraduate students and 540 graduate students in fall 2017.
- Majors: agribusiness; agricultural communications and journalism; agricultural economics; agricultural education; agricultural technology management; agronomy; animal sciences and industry; bakery science and management; feed science and management; food science and industry; general agriculture; horticulture; milling science and management; park management and conservation; pre-veterinary medicine; and wildlife and outdoor enterprise management.



College of Architecture, Planning & Design

Dean: Tim de Noble - 785.532.5950; **Email:** tdnoble@k-state.edu

- Two of the college's programs are among the Top 10 in the nation, according to the annual survey by DesignIntelligence magazine. The graduate program in landscape architecture ranks No. 5 in the nation, while the graduate program in interior architecture and product design is No. 6.
- The graduate program in architecture ranks as the eighth best among public universities.
- Majors: architecture; interior architecture and product design; landscape architecture; and regional and community planning.



College of Arts and Sciences

Dean: Amit Chakrabarti - 785.532.6900; **Email:** amitc@k-state.edu

- The College of Arts and Sciences has long been the home to many award-winning students on a national level, including 19 who have received a Rhodes or Marshall scholarship, as well as seven Udall, 29 Truman and 66 Goldwater scholars.
- Majors: American ethnic studies; anthropology; art; biochemistry (molecular biophysics and medical biochemistry); biology; chemistry; communication studies (legal, organizational, political and relational); economics; English; gender, women, and sexuality studies; geography; geology; history; interdisciplinary majors (humanities, life science, physical science and social science); journalism and mass communications (advertising, electronic, print and public relations); mathematics (actuarial and applied); modern languages (French, German and Spanish); music; music education; philosophy; physics; political science; psychology; social work; sociology (criminology); statistics; and theatre.
- Health professions: medical laboratory science; pre-chiropractic; pre-dentistry; pre-health information management; pre-medicine; pre-nursing; pre-occupational therapy; pre-optometry; pre-pharmacy; pre-physical therapy; pre-physician assistant; pre-respiratory therapy; and pre-veterinary medicine.



College of Business Administration

Dean: Kevin Gwinner - 785.532.7227; **Email:** kgwinner@k-state.edu

- The College of Business Administration was ranked as the 39th best public business school in Bloomberg BusinessWeek's 2016 rankings. K-State ranked 28th among public universities in Bloomberg's employer survey, which asked employers to rank schools they recruit from based on the quality of students at those schools.
- For the seventh year in a row, the college's National Strategic Selling Institute was named one of the top sales programs in the country by the Sales Education Foundation. This fall, K-State became just the 19th university in the country — and the only one in Kansas — to offer a major in sales.
- Majors: accounting; entrepreneurship; finance (controllanship, financial management and financial services); management (organizational management, human resources management, and operations and supply chain management); management information systems; marketing; and professional strategic selling.



College of Education

Dean: Debbie Mercer - 785.532.5525; **Email:** dmercer@k-state.edu

- The College of Education prepares more teachers annually than any other program in Kansas.
- Approximately 1,500 of the U.S. Army's highest-ranking officers earned graduate degrees from the College of Education's Adult and Continuing Education program while attending the Command and General Staff College at Fort Leavenworth.
- The college now offers its master's degree in school counseling at K-State Olathe via Zoom, and the college developed a new degree in secondary education, technology engineering, available at the Kansas State Polytechnic Campus in Salina. The college also created the Master of Arts in teaching degree, a one-year, online graduate degree that leads to licensure for people who have bachelor's degrees and want to become elementary teachers.
- Majors: elementary education and secondary education. The college recently added physical education/health to its list of secondary education content areas: art, biological sciences, business, chemistry, earth science, English, English/journalism, journalism, mathematics, modern languages, physics, physical education/health, social studies and speech.



College of Engineering

Dean: Darren Dawson - 785.532.5590; **Email:** dmdawson@k-state.edu

- With its land-grant roots, the College of Engineering was the first and remains the largest engineering program in Kansas, featuring nationally prominent research in high-performance computing, cybersecurity, the environment, advanced manufacturing, nuclear engineering, transportation, energy and STEM education.
- The college's Ike and Letty Academic Success Center advocates for students and supports them in developing their individual strengths and negotiating challenges encountered in realizing their potential as educated members of society. Services offered include tutoring, mentoring, learning centers, first-year instruction, academic advising and career awareness.
- Majors: architectural engineering; biological systems engineering (biological, environmental and machinery); biomedical engineering; chemical engineering; civil engineering (construction, environmental, general and structures); computer engineering; computer science; construction science and management; electrical engineering; industrial engineering; and mechanical engineering (nuclear engineering).



College of Human Ecology

Dean: John Buckwalter - 785.532.5500; **Email:** jbb3@k-state.edu

- The college received \$12.5 million in research dollars in fiscal year 2017, funding research on cardiovascular health, early childhood workforce development training, healthy relationships and violence prevention, obesity prevention research, the aging population and much more.
- Forty-two percent of the college's undergraduates have a health career focus.
- Majors: apparel and textiles (apparel design and production, and apparel marketing); athletic training; communication sciences and disorders; dietetics (coordinated and didactic); early childhood education; family and consumer sciences education; gerontology; hospitality management; human development and family science; human ecology (general); interior design; kinesiology; nutrition and kinesiology; nutritional sciences (pre-medicine and other health sciences); nutrition and health; and personal financial planning.



Kansas State University Salina Technology and Aviation

Interim Dean: Alysia Starkey - 785.826.2616; **Email:** astarkey@k-state.edu

- Kansas State University's Polytechnic Campus in Salina is centered around the student experience, emphasizing innovative learning, real-world experiences and industry connections. Our student to faculty ratio is 14 to 1, meaning our faculty members are focused on each individual student. Each of our 16 majors provides students with hands-on applications of classroom instruction. Kansas State Polytechnic wants students to learn by doing, bringing concepts and theories to life.
- Majors: airport management; applied business; aviation maintenance management; computer systems technology; digital media technology; electronic and computer engineering technology; mechanical engineering technology; professional pilot; robotics and automation engineering technology; technology education; technology management; unmanned aircraft systems flight and operations; unmanned aircraft systems design and integration; and web development technology. Social work is offered through the College of Arts and Sciences, and human development and family science is offered through the College of Human Ecology.



College of Veterinary Medicine

Dean: Bonnie Rush - 785.532.5660; **Email:** vetdean@k-state.edu

- In January 2018, the College of Veterinary Medicine unveiled renovations to Trotter Hall's third floor, featuring a redesigned gross anatomy laboratory, microanatomy laboratory and new student success center, supported by private donations. A new clinical skills lab and student study space were built in summer 2018.
- The college's Veterinary Health Center provides basic and specialty care and 24-hour emergency service for large and small animals in an instructional setting. The clinical sciences department's Mobile Surgery Unit offers service-based learning opportunities for students while delivering medical care and performing pre-adoption spay/neuter procedures under faculty supervision to enhance the health and adoptability of shelter animals at nonprofit and municipal animal shelter organizations. From May 2017 through May 2018, the unit made 209 trips serving 19 partnering organizations and performed 4,319 surgeries.
- Degrees: Doctor of Veterinary Medicine; Master of Public Health; master's in biomedical sciences, and doctorates in pathobiology, and anatomy and physiology.



Graduate School

Dean: Carol Shanklin - 785.532.7927; **Email:** shanklin@k-state.edu

- The Graduate School offers advanced degree programs that help further your education, develop new skills and provide greater career advancement. The online graduate programs include the Master of Arts in teaching, 31 credit hours, which is designed for second-career adults who have previously attained a bachelor's degree and would like to become elementary teachers; the data analytics certificate program, 15 credit hours, brings together courses that are foundational to knowledge and skill development in both data sciences and applied data analytics; and the new Professional Science Master's degree at K-State Olathe, 30 credit hours, is designed for individuals seeking to build their technical and professional expertise to advance their careers.
- Students have access to more than 45 doctoral programs, 75 master's programs and 44 certificate programs.



Kansas State University Olathe

Dean: Ralph Richardson - 913.541.1220; **Email:** rrcr@k-state.edu

- As a driving force for research, economic growth and workforce development for Johnson County and the Greater Kansas City area, K-State Olathe extends the mission of Kansas State University by fostering new ways of learning and discovery through education and professional development that meet the needs of today's employers. K-State Olathe is a hub integrating education, research and entrepreneurship focused on animal health, food and related sectors.
- K-State Olathe develops strategic partnerships with industry leaders and regional entrepreneurs. By creating innovative and profitable industry relationships, K-State is the university of choice to tackle critical business questions, collaborate on leading-edge research and position students for stellar careers.
- K-State Olathe offers graduate programs in food science, agribusiness, veterinary biomedical science, horticulture with an emphasis in urban food systems, adult learning and leadership, industrial and manufacturing systems engineering, school counseling, public health, and applied science and technology. The campus now also offers a bachelor's degree completion program in hospitality management.



Kansas State University Global Campus

Dean: Karen Pedersen - 785.532.3110; **Email:** karenpedersen@k-state.edu

- Newly launched online programs for the working professional include a Master of Arts in Teaching, or MAT, graduate certificate in data analytics and graduate certificate in dialogue, deliberation and public engagement.
- Celebrating 50 years of providing education to adult students, K-State Global Campus recognized more than 575 students who completed degrees online in the past year. K-State Global Campus offers over 65 online programs, with students in all 50 states and 17 countries.
- Online programs include bachelor's, master's, doctoral, minor and certificate programs.





RICHARD MYERS

University President | Kansas State '65; Auburn '77

MYERS' FILE

Education

Kansas State University (1965) B.S. Mechanical Engineering
Auburn University (1977) Master of Business Administration
Air Command and Staff College (1977) Maxwell Air Force Base
U.S. Army War College (1981) Carlisle Barracks
John F. Kennedy School of Government, Harvard University (1991)
Senior Executives in National and International Security Program
Find out more about President Myers: k-state.edu/president

Richard B. Myers was named the 14th president of Kansas State University in November 2016 by the Kansas Board of Regents. Myers' appointment came after serving as interim university president since April 2016.

A 1965 K-State graduate with a bachelor's degree in mechanical engineering, Myers joined the Air Force through the university's Air Force ROTC program.

From 2001-2005, he was the 15th chairman of the Joint Chiefs of Staff. As chairman, Myers was the highest-ranking uniformed officer of U.S. military forces and served as the principal military adviser to the president, secretary of defense and the National Security Council. The native Kansan from Merriam retired as a four-star general.

As a command pilot, Myers logged more than 4,100 flying hours, including 600 combat hours. His largest commands included U.S. Forces Japan and 5th Air Force at Yokota Air Base, Japan; Pacific Air Forces at Hickam Air Force Base, Hawaii; and the North American Aerospace Defense Command, U.S. Space Command and Air Force Space Command at Peterson Air Force Base in Colorado. He has received numerous awards and decorations for his service, including the Legion of Merit, French Legion of Honor, Presidential Medal of Freedom and the Lifetime Achievement Award from the Air Force Association.

Myers serves as the Kansas State University Foundation professor of military history and leadership. He received a Master of Business Administration from Auburn University in 1977. He also graduated from Air Command and Staff College at Maxwell Air Force Base in 1977, U.S. Army War College at Carlisle Barracks in 1981, and the John F. Kennedy School of Government at Harvard University, where he completed a program for Senior Executives in National and International Security in 1991.

Throughout Myers' active duty and world travels, he continued relationships with his friends back home. He has provided instruction, insight and inspiration to current students and the K-State community. In 2000, he presented the 118th Landon Lecture at Kansas State University, speaking about the military's role in international relations. K-State named the military science building, home of the Army ROTC and Air Force ROTC programs, Gen. Richard B. Myers Hall in honor of his service and dedication. A member of the Kansas State University Foundation Board of Trustees, Myers and his wife, Mary Jo, who also is a K-State alumna, serve as co-chairs of Kansas State University's Innovation and Inspiration Campaign to raise \$1.4 billion.



KANSAS STATE PRESIDENT’S CABINET



CINDY BONTRAGER
Vice President for
Administration & Finance



PAT BOSCO
VP of Student Life & Dean of
Students



**AMY
BUTTON RENZ**
President & CEO of Alumni
Association



LINDA COOK
Chief of Staff
Dir. of Community Relations



PETER DORHOUT
Vice President for
Research



JEFFERY MORRIS
VP for Communications &
Marketing



SUE PETERSON
Director of Governmental
Relations



GARY PRATT
Chief Information Officer



DR. BRYAN D. SAMUEL
Chief of Diversity and
Inclusion Officer



JAY STEPHENS
Vice President for
Human Capital



CHERYL STRECKER
General Counsel



CHARLES TABER
Provost & Senior Vice
President



GENE TAYLOR
Director of Intercollegiate
Athletics



GREG WILLEMS
President/CEO of KSU
Foundation

PRESIDENT’S ADVISORY COMMITTEE ON INTERCOLLEGIATE ATHLETICS

The President’s Advisory Committee meets quarterly and provides advice and recommendations on matters such as: fiscal integrity, long-range planning, compliance, equity, academic integrity and student welfare.

Athletics Representatives
Gene Taylor - Director of Athletics
Jill Shields - Deputy AD/SWA

Faculty Representatives
David Biller - Veterinary Medicine
Julia Keen - Arch. Engineering & Construction
Lisa Rubin - Special Education Counseling & Student Affairs
Jennifer Vellenga - Music, Theatre & Dance

Foundation Representative
Gib Compton (Park City, Kan.)
Barry Robinson (Manhattan, Kan.)

Alumni Members
Jay Heidrick (Olathe, Kan.)
Bill Keller (Pratt, Kan.)
Mel Kopf (Topeka, Kan.)

Student Government Members
Jackson Stevens
Colby Works





AGGIEVILLE
HOME TO OVER 35 RESTAURANTS AND SHOPS



MANHATTAN, Kan.

America's No. 1 College Town

When it comes to classic college towns, the Little Apple ranks among the best. Although considerably smaller than its New York namesake, Manhattan has blossomed into a diversified city with urban amenities while retaining its small-town appeal. Manhattan also has many appealing places to shop, eat and socialize. Aggieville, an area that features over 35 restaurants and shops, continues to be particularly popular with students and is located on the southeast edge of campus.

MSN.com ranked the city of Manhattan No. 1 on its list of 10 Best College Towns to Live In, Even If You're Not a Student. Manhattan also ranked No. 1 in Quality of Life among American small cities by CNN, while Business Insider ranked Manhattan as the No. 6 Most Exciting Small City in the United States, Men's Journal named Manhattan one of the Top 50 Places to Live in America while Money Magazine named Manhattan one of the Top 10 Places to Retire Young in the USA.

Manhattan is the fastest growing metro area in the state of Kansas and one of the Top 15 fastest growing cities in the country. It also ranked in the top one percent nationally in personal income growth.

American Airlines offers daily round-trip flights between Dallas/Fort Worth International Airport, Chicago O'Hare International Airport and Manhattan Regional Airport, so flights out of an to Manhattan now connect to anywhere in the world.

Around the holidays, Manhattan bustles with activity as approximately 15,000 revelers each year take to the streets of Aggieville to celebrate the Little Apple at the annual New Year's Eve ball drop.



Manhattan Regional Airport, which is undergoing a \$16 million expansion, offers 5 daily flights to Dallas-Fort Worth and Chicago O'Hare.



BLUE EARTH PLAZA AND THE FLINT HILLS DISCOVERY CENTER

Lodging

Bluemont Hotel		
1212 Bluemont Ave.	785.473.7091	
Candlewood Inn & Suites		
210 Blue Earth Place	785.320.7995	
Comfort Inn		
150 E. Poyntz Ave.	785.770.8000	
Comfort Suites		
1020 Hostetter Dr.	785.539.9449	
Courtyard By Marriott - Junction City		
310 Hammons	785.210.1500	
Days Inn		
1501 Tuttle Creek Blvd	785.539.5391	
Fairfield Inn by Marriott		
300 Colorado St.	785.539.2400	
Four Points by Sheraton		
530 Richards Drive	785.539.5311	
Hampton Inn		
501 E. Poyntz	785.539.5000	
Hilton Garden Inn		
410 S. 3rd St.	785.532.9116	
Holiday Inn at the Campus		
17th & Anderson	785.539.7531	
Holiday Inn Express		
115 Blue Earth Plaza	785.320.7454	
Motel 6		
510 Tuttle Creek Blvd.	785.537.1022	
Parkwood Inn and Suites		
505 S 17th St.	785.320.5440	
Super 8		
200 Tuttle Creek Blvd.	785.537.8468	

Transportation

Manhattan Airport		
5500 Fort Riley Blvd	785.587.4567	
Avis Rent-A-Car		
5500 Fort Riley Blvd	785.539.0900	
Enterprise Rent-A-Car		
4810 Skyway Drive	785.537.6000	
Hertz Rent-A-Car		
5500 Fort Riley Blvd	785.539.0261	
National Car Rental		
5500 Fort Riley Blvd	785.539.8814	



Restaurants

Applebee's Bar & Grill		
Manhattan Town Center	785.537.0408	
Buffalo Wild Wings Grill & Bar		
1231 Moro	785.323.9464	
Carlos O'Kelly's Mexican Cafe		
622 Tuttle Creek Blvd.	785.537.4688	
Chili's Grill & Bar		
213 Fort Riley Blvd	785.537.1250	
Chipotle Mexican Grill		
606 N. Manhattan	785.587.8052	
CoCo BoLo's		
1227 Bluemont Ave.	785.537.4700	
Cox Bros. BBQ		
223 McCall Rd.	785.539.0770	
Early Edition (Breakfast)		
3210 Kimball Ave.	785.539.3255	
Harry's Uptown		
418 Poyntz Ave	785.537.1300	
Keltic Star		
1215 Moro	785.320.7456	

Little Apple Brewing Company		
Westloop Shopping Ctr	785.539.5500	
Longhorn Steakhouse		
505 Tuttle Creek Blvd	785.532.9061	
McAlister's Deli		
421 Tuttle Creek Blvd.	785.539.0610	
Old Chicago		
2001 Clock Tower Place	785.537.3322	
Olive Garden		
715 Tuttle Creek Blvd.	785.537.2445	
Rock-A-Belly Bar & Deli		
718 N. Manhattan Ave	785.539.8033	
So Long Saloon		
1130 Moro	785.537.9292	
Taco Lucha		
1130 Moro	785.320.5255	
The Chef (Breakfast)		
111 S 4th St.	785.537.4100	



JEFF MITTIE

Head Coach | Fifth Season at K-State/27th Season Overall | Missouri Western '89

Five-time Conference Coach of the Year

MITTIE'S TROPHY CASE

- 2017 KBCA Women's Basketball Coach of the Year
- 2016 Missouri Western Distinguished Alumni Award
- 2010 Mountain West Conference Coach of the Year
- 2002 Conference USA Coach of the Year
- 2001 WAC Coach of the Year
- 1995 MIAA Coach of the Year
- 1994 MIAA Coach of the Year
- 2010 MWC Regular Season Champions
- 2005 Conference USA Tournament Champions
- 2003 Conference USA Tournament Champions
- 2002 Conference USA Regular Season Champions
- 2001 WAC Regular Season & Tournament Champions
- 1995 MIAA Regular Season & Tournament Champions
- 1994 MIAA Regular Season Champions

62.2

In the previous four seasons under Jeff Mittie's direction, Kansas State is allowing opponents 62.2 points per game.

- In the 133 games since Mittie took the reins of the K-State program before the 2014-15 season, K-State has held opponents to a field goal percentage of .385.
- The 62.2 points per game allowed are the fewest points per game allowed in the first four seasons of a K-State head coach's tenure since at least 1979-80.



- In the first four seasons under head coach **Jeff Mittie**, Kansas State has piled up blocked shots. Under Mittie, K-State has sent back 616 shots for 4.63 per game in the 133 games. K-State's 616 blocked shots are the most over a 4-season span in school history.
- The Wildcats blocked 160 shots in 2017-18 (4.71 bpg). The 160 blocks rank third in school history for a single season.
- This was the fourth straight season with 100 or more blocks and the 12th time in program history. In total K-State has seven seasons with 150 or more blocks with three of those seasons coming in the first four seasons under Mittie's direction.
- K-State ranked 37th in the nation and third in the Big 12 in blocks per game. According to herhoopstats.com, K-State ranked 36th in the nation in block rate (11.7 percent).

MITTIE'S CAREER NUMBERS

- 533** Career Wins (533-289; .648)
- 79** Wins at K-State (79-54; .594)
- 59** All-Conference selections
- 51** Academic All-Conference selections
- 19** Postseason Appearances
- 9** League titles in 4 different conferences
- 4** Associated Press All-Americans

64.9

- Kansas State's offensive numbers continue to improve in Jeff Mittie's four seasons. K-State averaged 68.0 points per game with 2,313 points scored during the 2017-18 season.
- K-State has improved its scoring average in four straight seasons for just the second time in program history and the first time since 1972-73 to 1975-76.
- The 2,313 points were the most in the Mittie era and highest since the 2005-06 season.
- This is the first time K-State scored 2,000 or more points in three straight seasons since reaching the mark in eight straight seasons from 2001-02 to 2008-09.

K-STATE POINTS PER GAME - LAST 10 SEASONS					
Season	PPG	Pts	Season	PPG	Pts
2017-18	68.0	2,313	2012-13	61.2	2,264
2016-17	67.5	2,294	2011-12	57.1	1,942
2015-16	64.4	2,062	2010-11	60.9	1,950
2014-15*	59.6	1,967	2009-10	61.6	1,971
2013-14	62.2	1,865	2008-09	63.1	2,082

* - start of Jeff Mittie era

Jeff Mittie, one of the winningest active coaches in NCAA Division I with more than 500 career wins, 19 postseason appearances, nine conference titles and five conference coach of the year honors in 26 years of coaching, enters his fifth season at the helm of the K-State program in 2018-19.

Mittie, introduced as the ninth head women's basketball coach in K-State history before the 2014-15 season, has achieved an overall record of 533-289 (.648) in his previous 26 years as a head coach, including a 79-54 (.594) record at K-State in four seasons. His .648 career winning percentage ranks among the top-50 active Division I head coaches and 22nd among active coaches with 20 or more years experience.

Mittie has averaged 21 wins and 10 losses per season and experienced only one losing season in his 26 years of head coaching. Nineteen times Mittie has advanced his teams to either the NCAA or WNIT Tournaments, in which he has a combined record of 20-17.

In the 2017-18 season, K-State achieved the 15th postseason appearance in the last 17 seasons with a WNIT run to the third round.

On the way to the WNIT, the Wildcats carded one of the top offensive seasons in the last 15 years as K-State averaged 68.0 points per game and scored a total of 2,313 points which were both the most since the 2005-06 season.

The Wildcats also continued to stake their reputation on defense. K-State blocked 160 shots in the 2017-18 season, which ranked third in program history. Kansas State also pocketed 294 steals during the season, which is the fourth straight season with over 275 steals.

In total, K-State registered a combined 454 blocks and steals in the 2017-18 season. This was the second time under Mittie that K-State has registered a combined 450 or more blocks and steals in a season. The 2017-18 season total of 454 ranks fourth in program history.

Off the floor, Mittie's charges earned several postseason honors including: Kayla Goth with a 2018 All-Big 12 Second Team, Peyton Williams as a 2018 All-Big 12 Honorable Mention, Rachel Ranke as a member of the 2018 Big 12 All-Freshman Team and Shaelyn Martin as a recipient of the 2018 CoSIDA All-America Second Team.

Kansas State concluded the 2016-17 season with 23 wins, the most since the 2008-09 season. The Wildcats made the 15th NCAA Tournament appearance in program history and advanced

a round in the tournament for the 11th time. Mittie was the first women's basketball coach in school history to guide the program to two NCAA Tournament appearances in their first three seasons.

This was the 15th 20-win season for Mittie in his 25 seasons as a head coach. The 23 victories were the most for a Mittie coached team since he guided TCU to 23 wins during the 2007-08 season. He has tallied 24 winning seasons in his 25 years as a head coach. The NCAA Tournament appearance for Mittie was the 18th postseason trip for one of his programs, including his fourth straight.

The Wildcats registered an 11-7 mark in the Big 12 and a fourth-place finish in the league. The 11 wins were the most since K-State won the Big 12 in 2007-08. This was the third straight season under Mittie that K-State improved its league win total from one season to the next.

During the 2016-17 season, Mittie achieved a milestone as he recorded the 500th win of his career with a 70-57 win at Omaha on December 4, 2016. Mittie owns a career mark of 515-273 (.654), including a 61-38 (.616) record in his three seasons at Kansas State. He reached the 50-win mark in his 81st career game at Kansas State with a 68-54 win over Texas Tech on January 7, 2017. He is the fifth K-State women's basketball head coach to achieve 50 or more victories.

Mittie mentored several players to postseason honors in the 2016-17 season. Heading the list were 2017 All-Big 12 First Team honorees, Breanna Lewis and Kindred Wesemann.

In addition to earning her second straight All-Big 12 First Team citation, Lewis garnered 2017 Women's Basketball Coaches Association (WBCA) All-Region 3 honors, the first for the program since the 2012-13 season. Lewis reached the 400-point, 225-rebound mark for the second straight season with 471 points (13.9 ppg) and 280 rebounds (8.2 rpg).

In addition to rebounds, she led the Wildcats in a number of statistical categories, including: field goals made and field goal percentage (205-of-367; .559), blocked shots (59, 1.7 bpg) and double-doubles (9). She ranked 12th in the Big 12 in scoring, third in field goal percentage, fourth in rebounding and sixth in blocked shots.

Lewis, who is the only player in program history to be named to the Big 12 All-Defensive Team, earned her third straight league defensive honor by anchoring one of the Big 12's top defenses in the 2016-17 season. She was responsible for 41.3 percent of K-State's blocked shots and set the school record for blocked

MITTIE'S YEAR-BY-YEAR RECORD

Year	School	Record	Postseason
1992-93	Missouri Western	16-11	--
1993-94	Missouri Western	29-3	NCAA D-II Semifinals
1994-95	Missouri Western	31-3	NCAA D-II 3rd Place
1995-96	Arkansas State	17-10	--
1996-97	Arkansas State	20-8	--
1997-98	Arkansas State	20-10	--
1998-99	Arkansas State	18-14	WNIT Quarters
1999-00	TCU	16-14	--
2000-01	TCU	25-8	NCAA 2nd Rd
2001-02	TCU	24-7	NCAA 2nd Rd
2002-03	TCU	20-14	NCAA 2nd Rd
2003-04	TCU	25-7	NCAA 2nd Rd
2004-05	TCU	23-10	NCAA 1st Rd
2005-06	TCU	19-12	NCAA 2nd Rd
2006-07	TCU	21-11	NCAA 1st Rd
2007-08	TCU	23-12	WNIT Quarters
2008-09	TCU	20-11	NCAA 1st Rd
2009-10	TCU	22-9	NCAA 1st Rd
2010-11	TCU	22-11	WNIT 1st Rd
2012-13	TCU	16-14	--
2012-13	TCU	9-21	--
2013-14	TCU	18-15	WNIT 1st Rd
2014-15	Kansas State	19-14	WNIT 2nd Rd
2015-16	Kansas State	19-13	NCAA 2nd Rd
2016-17	Kansas State	23-11	NCAA 2nd Rd
2017-18	Kansas State	18-16	WNIT 3rd Rd
26 Years		533-289 (.648)	19 Postseasons



Jeff Mittie Career Record Against

Opponent	Win	Loss	Opponent	Win	Loss	Opponent	Win	Loss
Abilene-Christian	5	0	Louisiana-Lafayette	8	0	South Alabama	10	1
Air Force	16	1	Louisiana-Monroe	4	0	South Carolina	0	1
Akron	1	0	Louisiana Tech	0	10	South Dakota	1	0
Arizona	0	1	Louisville	4	3	South Dakota State	0	2
Arkansas	2	2	LSU	1	1	Southern	1	0
Arkansas-Pine Bluff	2	0	Lyon	1	0	Southern Miss	4	0
Arkansas State	1	2	Marquette	3	1	Southwest Baptist	4	0
Auburn	1	0	Maryland	1	1	Stanford	1	0
Austin Peay	2	0	Memphis	4	1	Stephen F. Austin	3	1
Baylor	1	17	Mesa State	1	0	Stonehill	1	0
Boise State	3	0	Miami (Ohio)	1	0	Syracuse	1	0
Boston College	0	1	Miami (Fla.)	0	1	Tarleton State	1	0
Brown	1	0	Michigan State	2	0	TCU	6	4
BYU	7	8	Midland Lutheran	2	0	Temple	1	0
California	2	1	Minnesota	0	1	Tennessee	0	4
Central Missouri	5	3	Mississippi	1	4	Texas	1	11
Central Washington	1	0	Mississippi State	3	1	Texas A&M	2	6
Charlotte	4	3	Mississippi Valley St.	3	1	Texas A&M-CC	3	0
Chicago State	3	0	Missouri	1	2	Texas-Arlington	12	0
Cincinnati	4	1	Missouri State	1	3	Texas-Rio Grande Valley	9	1
Colgate	1	0	Missouri-Rolla	4	1	Texas State	2	1
Colorado	0	2	Missouri-St. Louis	3	0	Texas Southern	4	0
Colorado State	13	1	Missouri-Southern	5	2	Texas Tech	11	4
Columbia	1	0	Montana State	1	0	Truman State	6	0
Connecticut	0	3	Morningside	0	1	Tulane	3	3
Coppin State	1	0	Mount Mercy	1	1	Tulsa	6	2
Cornell	1	0	Murray State	1	0	UAB	4	0
Dayton	0	1	Nebraska-Omaha	2	1	UC Davis	0	1
Delaware	1	0	Nevada	1	1	UCF	1	0
DePaul	4	2	New Hampshire	1	0	UC Irvine	1	0
Doane	2	1	New Mexico	10	6	UCLA	1	1
Drake	1	0	New Mexico State	2	0	UC Santa Barbara	0	1
Duke	0	2	New Orleans	8	2	UMKC	3	0
East Carolina	4	0	Niagara	1	0	UNLV	13	4
Eastern Michigan	1	0	North Carolina	0	1	USC	0	2
Eastern New Mexico	1	0	North Carolina A & T	1	0	USF	4	1
Emporia State	7	0	North Carolina State	1	2	Utah	10	8
Florida	1	3	North Dakota State	1	2	UTEP	5	1
Florida A&M	1	0	North Texas	2	1	UTSA	4	0
Florida Atlantic	1	0	Northern Iowa	0	2	UW-Green Bay	1	1
Florida Gulf Coast	1	0	Northwest Missouri St.	4	0	Valparaiso	0	1
Florida International	0	2	Oklahoma	5	15	Vanderbilt	1	0
Florida Southern	1	0	Oklahoma Baptist	1	0	Virginia	1	1
Florida State	1	0	Oklahoma State	8	8	Washburn	4	3
Fordham	1	0	Oral Roberts	1	1	West Virginia	3	12
Fort Hays State	1	0	Oregon	1	2	Western Illinois	1	0
Fresno Pacific	1	0	Omaha	2	0	Western Kentucky	3	7
Fresno State	5	3	Ozarks (Ark.)	1	0	Western New Mexico	1	0
George Washington	1	1	Park	1	0	Wichita State	3	2
Georgia	1	6	Penn State	2	0	William Jewell	2	0
Georgia Southern	1	0	Pepperdine	3	0	Wyoming	8	6
Grambling State	5	0	Peru State	1	0	Yale	1	0
Hampton	1	0	Pittsburg State	3	1			
Hartford	0	1	Prairie View A & M	2	0			
Harvard	0	1	Princeton	1	0			
Hastings	1	0	Purdue	0	2			
Hawaii	3	3	Quincy	2	0			
Holy Cross	1	0	Radford	1	0			
Houston	10	6	Rice	5	2			
Houston Baptist	2	0	Rutgers	1	2			
Illinois	1	0	Saint Louis	7	0			
Indiana	1	0	Saint Mary's (Calif.)	1	0			
Iowa State	6	9	Samford	1	0			
Kansas	13	5	Sam Houston State	11	0			
Kansas State	6	3	San Diego State	12	5			
Lamar	9	0	San Francisco	1	0			
LaSalle	0	1	San Jose State	5	0			
Lincoln (Mo.)	5	0	Santa Clara	1	1			
Little Rock	1	0	SIU-Edwardsville	2	0			
Long Beach State	1	0	SMU	9	8			

shots in a three-year span with 238.

In mid-April, Lewis was selected with the 23rd overall pick in the 2017 WNBA Draft by the Dallas Wings. Lewis was the first WNBA selection during Mittie's tenure at Kansas State.

In the 2016-17 season, Wesemann earned All-Big 12 First Team honors for the first time in her career by averaging a career-high 13.9 points per game (474 points) and buried a career-high 90 three-pointers on 256 attempts. Her 90 connections from beyond the arc ranked 23rd in the nation and the most by any player in the Big 12 this season. Over the last two seasons, Wesemann has made 175 three-point field goals, the most of any player in the league during this time.

In late-March, Wesemann represented Kansas State at the 29th Annual State Farm College Slam Dunk and 3-point Championships in Phoenix, Arizona. Wesemann captured both the Marines Women's 3-Point Contest title and the Shoe Carnival Battle of the Champions 3-Point crown.

In addition to the strong efforts on the court, Mittie's team was also solid in the classroom. The Wildcats tied for the league lead on the 2017 Academic All-Big 12 Teams with eight honorees including seven on the first team. Shaelyn Martin garnered College Sports Information Directors Association (CoSIDA) Academic All-District VII honors, the program's first recipient since the 2010-11 season.

The Wildcats have also been solid in the classroom during Mittie's first three seasons, charting an APR score of 996 in the latest report. K-State has garnered 19 Academic All-Big 12 selections including 16 first team selections under Mittie's watch.

In the 2015-16 season, the Wildcats were selected for the 14th NCAA Tournament appearance and first since the 2011-12 season. K-State ended the season with a 19-13 overall record, which included a 56-51 win over George Washington in the first round of the NCAA Tournament. Kansas State's defense continued to shine in the 2015-16 season, while the Wildcats' offensive numbers also rose. K-State blocked 157 shots a season ago, which ranks fourth in school





history. The Wildcats led the Big 12 in steals per game with 9.0 (289 steals).

On offense, K-State averaged 64.4 points per game which was the highest scoring average for the program since the 2007-08 season. The Wildcats drained 218 three-pointers during the 2015-16 season and ranked third in the league in 3-point field goals per game (6.8). This was the first time since the 2012-13 season that K-State made 200 or more 3-point field goals in a season.

For their efforts on the floor in 2015-16, Lewis was named K-State's first All-Big 12 First Team selection since the 2012-13 season and tallied her second straight All-Big 12 Defensive Team honor. Joining Lewis was Kindred Wesemann who was named to the All-Big 12 Second Team after her career year.

In his first season in Manhattan in 2014-15, Mittie guided the program to an overall record of 19-14 and a second round appearance in the Postseason WNIT. The eight-win improvement from the previous season was the third highest improvement from one season to the next in program history. Mittie opened his K-State tenure with 10 wins in the first 11 games, becoming the second coach in program history to begin his or her tenure with 10 wins in 11 games (Judy Akers, 1968-69).

Mittie helped reshape K-State's defense in his first season, as the Wildcats finished the season ranked 44th in the nation in scoring defense (58.2 ppg allowed), 12th in steals (11.3 spg) and 42nd in blocked shots (4.7 bpg). K-State's defense ranked first in the Big 12 in steals, second in scoring defense and third in blocked shots.

The Wildcats registered the second-most steals in program history with 374 steals in 2014-15. In addition to the 374 steals, K-State blocked 156 shots which marked the ninth time in school history that K-State blocked 100 or more shots in a season and was the fourth-most in program history for blocks in a season.

K-State was recognized for its quick turnaround, as Breanna Lewis was named to the All-Big 12 Second Team and Ashia Woods was named an All-Big 12 Honorable Mention recipient. In addition to her All-Big 12 honor, Lewis became the first player in program history to be selected to the All-Big 12 Defensive Team, as she shattered the school record for blocks in a season with a career-high 97 and set a career-high with 50 steals.

Under Mittie, Kansas State has ranked among the top-25

in the nation in attendance as the Wildcats were 21st in the nation in average attendance in 2015-16 and 18th in total attendance.

K-State was recognized for its quick turnaround, as Breanna Lewis was named to the All-Big 12 Second Team and Ashia Woods was named an All-Big 12 Honorable Mention recipient. In addition to her All-Big 12 honor, Lewis became the first player in program history to be selected to the All-Big 12 Defensive Team, as she shattered the school record for blocks in a season with a career-high 97 and set a career-high with 50 steals.

Under Mittie, Kansas State has ranked among the top-25 in the nation in attendance as the Wildcats were 21st in the nation in average attendance in 2015-16 and 18th in total attendance. K-State's season ticket numbers have increased incrementally in the first two seasons of Mittie's tenure, including a 413-percent increase in first-day season ticket renewals prior to the 2015-16 season.

At TCU, Mittie compiled a 303-175 (.634) record while exceeding the win total the program accomplished in the first 22 seasons of existence. Prior to Mittie's arrival, TCU owned a 208-402 (.340) mark. He recorded his milestone 300th victory at TCU on Feb. 19, 2014.

Mittie has received a number of accolades during his coaching career including: 2010 Mountain West Coach of the Year, 2002 Conference USA Coach of the Year, 2001 WAC Coach of the Year and 1994 and 1995 MIAA Coach of the Year. He has also led his programs to nine conference titles.

In addition to personal honors, Mittie has mentored several of his players who have reached the WNBA (Sandora Irvin and Adrienne Ross) or played overseas (Ebony Gilliam, Helena Sverrisdottir, Antoinette Thompson), been honored as an All-American, earned conference player of the year awards, all-league citations and academic all-conference awards. During his time with TCU, Mittie coached 10 of the 12 members of the school's 1,000-point club and five of the nine members of the 500-rebound club.

Mittie's teams are known for playing a stifling defense. TCU was the Big 12's top scoring defense and ranked 23rd in the nation in 2013-14, by holding opponents to just 58.1 points per game. Mittie's 2013-14 squad also paced the Big 12 in steals per game (9.9) and ranked 28th in the nation in the category.

The Horned Frogs finished 22nd in the nation in defensive field goal percentage (.363) and were the top shot-blocking team in the Big 12 and finished seventh in the nation in the category at 6.1 per game. This was the third consecutive season TCU finished among the top-30 in the country in blocked shots per game, including a pair of top-10 rankings in 2011-12 and 2013-14.

Prior to his tenure at TCU, Mittie pieced together a 75-42 (.641) mark in his four campaigns at Arkansas State, posting a pair of 20-win seasons and winning 17 or more contests in each of his four years with the Lady Indians. Twice his teams topped the Sun Belt Conference in grade point average as well.

Before taking over the Arkansas State program, Mittie fashioned a 76-17 (.817) mark in three years as head coach at Missouri Western. In 1995, Mittie guided the school to a remarkable 31-3 slate, which included a 15-1 conference record, and he led the club to the Division II Final Four. That squad finished the season ranked No. 3 nationally and captured both the Mid-America Intercollegiate Athletic Association regular-season and tournament championships. For his efforts, he was tabbed league and district Coach of the Year, and was among eight finalists for the national honor.

Mittie garnered league Coach of the Year honors for the first time in his career in 1994 when his Griffons posted a 29-3 overall and 16-0 league record and captured the MIAA regular-season title. His club also made a trip to the NCAA Elite Eight. Before assuming the head coaching duties, Mittie served one season as assistant basketball and baseball coach at the school.

A native of Blue Springs, Missouri, Mittie earned his undergraduate degree in sports management from Missouri Western in 1989 and his master's in sports management from the United States Sports Academy in Mobile, Ala., in 1992. During the fall of 2016, Mittie received the Distinguished Alumni Award from Missouri Western.

Mittie and his wife, Dr. Shanna Mittie, who is a native of Junction City, Kansas, and a graduate of Chapman High School, are the proud parents of three children, daughters Logan and Madison and son Jordan. Logan serves as a high school coach in Texas, while Jordan plays football at K-State and Madison plays women's basketball for Fort Hays State.



BRIAN OSTERMANN

Associate Head Coach | Fifth Season | Wisconsin-LaCrosse '88



Brian Ostermann enters his fifth season at K-State in 2018-19 and will serve the program as the associate head coach. This will be Ostermann's 30th season of coaching at the collegiate level.

In addition to his coaching duties at K-State under head coach Jeff Mittie, Ostermann is also responsible for scheduling, academic mentoring, recruiting evaluation and game plan preparation and development.

Mittie's teams are known for playing a stifling defense and Ostermann has helped develop some of those schemes and game plans.

In the 2017-18 the Wildcats continued to stake their reputation on defense. K-State blocked 160 shots, which ranked third in program history. Kansas State also pocketed 294 steals during the season, which is the fourth straight season with over 275 steals.

In total, K-State registered a combined 454 blocks and steals in the 2017-18 season. This was the second time under Mittie that K-State has registered a combined 450 or more blocks and steals in a season. The 2017-18 season total of 454 ranks fourth in program history.

Mittie and Ostermann helped reshape K-State's defense in their first season in 2014-15, as the

Wildcats finished the season ranked 44th in the nation in scoring defense (58.2 ppg allowed), 12th in steals (11.3 spg) and 42nd in blocked shots (4.7 bpg). K-State's defense ranked first in the Big 12 in steals, second in scoring defense and third in blocked shots.

The Wildcats registered the second-most steals in program history with 374 steals in 2014-15. In addition to the 374 steals, K-State blocked 156 shots which marked the ninth time in school history that K-State blocked 100 or more shots in a season and was the fourth-most in program history for blocks in a season.

Prior to coming to K-State, Ostermann was the associate head coach for Mittie at TCU for six seasons and compiled a record of 107-81 during his time in Fort Worth, which included four postseason appearances - two NCAA Tournaments and two WNITs.

Regarding player development, Ostermann worked with former TCU center Latricia Lovings to help her develop into one of the top shot blockers in the nation. Lovings finished her career with 321 career blocks to rank second in school history. Over a two year span from the 2012-13 season to the conclusion of the 2013-14 campaign, Lovings racked up a national-high 232 blocked shots. At the end of the 2013-14 season, Lovings led the Big 12 and ranked third in the nation for blocked shots with 3.8 per game.

A native of Good Thunder, Minn., Ostermann has logged 28 years of experience as a coach at the collegiate level, including nine seasons as a head coach. He ran the Missouri State-West Plains men's program for four seasons from 2004-05 through 2007-08, where he posted a record of 83-46.

Ostermann's final season in West Plains saw his Grizzly squad tie the program's best-ever record at 27-5 in addition to reaching the championship round of the National Junior College Athletics Association (NJCAA) Region 16 Championship Tournament. It marked the second time in

OSTERMANN'S COACHING CAREER

- Kansas State (2014-present; associate head coach)
- TCU (2008-14; associate head coach)
- Missouri State - West Plains (2004-08; head coach)
- Colby (Kan.) CC (1999-04; head coach)
- UMKC (1996-99; assistant coach)
- Missouri Western (1992-96; assistant coach)
- Mercyhurst (1991-92; assistant coach)
- Northwest Missouri State (1989-91; graduate assistant coach)

three seasons the program reached the regional final for the Grizzlies, who finished the season ranked No. 18 in the NJCAA poll after peaking at No. 10 at one point in the season.

Prior to his appointment at West Plains, Ostermann spent five seasons as the head men's coach at Colby (Kan.) Community College, where he helped turn the Trojan program into one of the top squads in the Jayhawk Conference. The school's all-time leader in career victories, Ostermann posted a 95-61 record during his time with the Trojans.

Ostermann was an accomplished assistant coach before moving into the head coach's role, holding positions at UMKC (1996-99), Missouri Western (1992-96) and Mercyhurst College (1991-92). His first season at Missouri Western was spent as an assistant for both the men's and women's team. That season marked Mittie's first season as head coach of the Griffon women's program. One of Ostermann's early achievements included the successful recruitment of two-time All-American Tonya Foster to Missouri Western.

Ostermann began his coaching career as a graduate assistant coach at Northwest Missouri State University (1989-91), where he graduated with a master's of science degree in education. Ostermann earned his bachelor of science degree in physical education from Wisconsin-La Crosse in 1988. He and his wife, Julie, have four children: Robbie, John, Allie and Emily.



CHRIS CARR

45

Assistant Coach | Second Season | Argosy '12

CARR'S TROPHY CASE

- Saluki Hall of Fame (Southern Illinois)
- 1995 Missouri Valley Conference Player of the Year
- 1995 First Team All-Missouri Valley Conference
- 1995 Missouri Valley Conference Tournament MVP
- Two-time Missouri Valley Conference All-Tournament Team
- Four-time Missouri Valley Conference Player of the Week

CARR'S CAREER

CARR'S PLAYING CAREER

- Cleveland Cavaliers (2003)
- AEK - Athens, Greece (2002)
- Boston Celtics (2001-02)
- Chicago Bulls (2000)
- New Jersey Nets (1999)
- Minnesota Timberwolves (1996-99)
- Phoenix Suns (1995-96)
- Southern Illinois (1992-95)

CARR'S COACHING CAREER

- Kansas State, Assistant Coach (2017-present)
- Kansas State, Dir. of Student-Athlete Development (2016-17)
- Eden Prairie (Minn.) High School (2010-15)



Chris Carr is in his third season at Kansas State and his second as an assistant coach. Carr served as the Wildcats' Director of Student-Athlete Development during the 2016-17 season.

In addition to his coaching duties at K-State under head coach Jeff Mittie, Carr is also responsible for recruiting evaluation, game plan preparation and player development.

During his playing career, Carr played for six organizations in the National Basketball Association - Phoenix, Minnesota, New Jersey, Golden State, Chicago and Boston - in his six year NBA career, where he registered totals of 6.7 points, 2.2 rebounds and 1.0 assists in 297 games played. He also made two NBA Playoffs appearances, one with Phoenix in his rookie season of 1995-96 and another with Minnesota in 1996-97. While in the NBA, Carr played with legends such as Charles Barkley, Kevin Garnett and Paul Pierce. In 1997, Carr was a part of the NBA All-Star Saturday Night festivities in Cleveland, Ohio, competing in the Slam Dunk Contest where he finished as a runner-up to champion, Kobe Bryant.

Prior to being a second round pick by Phoenix in the 1995 NBA Draft, Carr was a three-year letter winner at Southern Illinois, where his was teammate for one season with current K-State men's basketball associate head coach Chris Lowery. Carr, who is a member of the Saluki Hall of Fame, concluded his career with Southern Illinois with career totals of 1,251 points and 539 rebounds.

During the 1994-95 season, Carr was the Missouri Valley Conference (MVC) scoring champion with an average of 22.0 points per game on his way to earning First Team All-MVC honors. He was a two-time MVC All-Tournament Team selection, including the 1995 MVC Tournament MVP and was a four-time MVC Player of the Week.

Following his NBA career, Carr founded 43 Hoops in Hopkins, Minnesota, in 2003 to provide personal training and skill development for young players and oversaw 20 boys and girls AAU Teams and coached both Elite Boys and

Elite Girls AAU teams. Carr also jumped into the high school coaching ranks in 2010 and helmed the varsity girls program at Eden Prairie (Minnesota) High School from 2010-15 where he guided the program to an overall record of 106-34 which included a State 4A Runner-Up finish in 2011 and a State 4A Third Place finish in 2014.

Carr and his wife, Tanya, have five children: Tayler, Tamika, Christianna, Nadja and Cameron.



JAYCI STONE

Assistant Coach | Second Season | Kansas State '08



Jayci Stone is in her second season as an assistant coach at Kansas State. Stone is a 2008 Kansas State graduate and worked with head coach Jeff Mittie previously at TCU.

In addition to her coaching duties at K-State, Stone is also responsible for recruiting evaluation, game plan preparation and player development.

Stone spent the previous two seasons at Stephen F. Austin, where she was an assistant coach and recruiting coordinator for the Ladyjacks. During the two seasons, Stone aided the program to a 43-20 record and an appearance in the 2017 Women's Basketball Invitational.

Prior to her time at Stephen F. Austin, Stone was an assistant coach and recruiting coordinator at Southern Utah. In 2014-15, she helped coach the Thunderbirds to a 13-15 record as a member of the Big Sky Conference while organizing the signing of eight players in the 2015 class.

In her first stint on one of Mittie's coaching staffs, Stone served in a number of roles at TCU during her three seasons in Fort Worth including: video coordinator, director of operations and interim assistant coach. Her responsibilities in these roles included scouting, overseeing academic affairs, organizing team travel and assisting with youth camps, all while helping the Horned Frogs to a nine-win turnaround (18-14) in their second season in the Big 12.

Stone also has coaching experience at Hutchinson Community College (2009-11), Frank Phillips College (2008-09) and Alaska-Anchorage (2007).

Her collegiate playing career includes stops at Colby Community College, New Mexico State and Alaska-Anchorage. Overall between the three schools, she helped her team amass an 85-37 record.

Stone graduated from Kansas State in 2008 as a social sciences major with an emphasis in physical education and history. She received her masters in liberal arts from TCU in 2013.

STONE'S CAREER

STONE'S COACHING CAREER

- Kansas State (2017-present; assistant coach)
- Stephen F. Austin (2015-17; assistant coach)
- Southern Utah (2014-15; assistant coach)
- TCU (2011-14; video coordinator & director of operations)
- Hutchinson CC (2009-11; assistant coach)
- Frank Phillips College (2008-09; assistant coach)
- Alaska-Anchorage (2007; assistant coach)

STONE'S PLAYING CAREER

- Alaska-Anchorage
- New Mexico State
- Colby CC





EBONY GILLIAM
Coordinator of
Recruiting Operations
Fifth Season
TCU '04

GILLIAM'S COACHING CAREER

- Kansas State (2014-17)
- TCU (2012-14)

GILLIAM'S PLAYING CAREER

- Keflavik, Iceland (2005)
- TCU (2000-04)

Ebony Gilliam enters her fifth season on head coach Jeff Mittie's staff at K-State and her second as the coordinator of recruiting operations. In her previous three seasons at K-State, Gilliam served as an assistant coach on Mittie's staff. She also served on Mittie's staff while he was at TCU and was also a player for Mittie with the Horned Frogs.

During her time at TCU, Gilliam was promoted to assistant coach prior to the start of the 2012-13 season and served two seasons as an assistant coach on Mittie's staff in Fort Worth. Prior to her promotion, Gilliam served as the Horned Frogs' director of operations for two seasons.

Before she returned to her alma mater, Gilliam spent four years as a high school teacher and head girls basketball coach in the Fort Worth area, including two seasons at area power Dunbar High School. She led the Wildcats to a 57-14 overall record in her tenure with a pair of District 7-4A championships and state play-off appearances. Gilliam was named district coach of the year, while leading the squad to a perfect 18-0 record in 7-4A play. Prior to her stint at Dunbar, she spent the previous two seasons as head coach at Trimble Tech High School.

A product of Southwest High School in Fort Worth, Gilliam, formerly Ebony Shaw, experienced one of the most successful playing careers in TCU history from 2000-04. At the conclusion of her playing career, she ranked tied for second in school history with 130 career games played and was eighth in starts with 87. She scored 1,156 points and finished her career ranked sixth on TCU's all-time scoring list. Overall, she ranked among the top-10 players in 13 major career statistical categories.

During her playing career at TCU, Gilliam helped the Horned Frogs to the first four NCAA Tournament appearances in school history. The Frogs advanced to the second round in each trip to the tournament. In addition to the postseason appearances, Gilliam also helped TCU claim its first four conference titles in 2001 (WAC regular season and tournament), 2002 (Conference USA regular season) and 2003 (Conference USA tournament).

Following her time with TCU on the court, Gilliam played one year of professional basketball for Keflavik, Iceland. During her professional career, Gilliam helped her team capture the National Icelandic Cup Championship, while averaging 23 points per game, 9.5 rebounds and three steals a contest.

Gilliam received her bachelor's in business administration from TCU in 2004 and her master's in education administration in 2009. She is married to Richard Gilliam III, a former professional basketball player who received his MBA from Kansas State in 2015. The couple have a boy, Shaw, and twins Wes and Dez Renee.



EBONY HALIBURTON
Director of
Student-Athlete
Development
Second Season
Oral Roberts '08

HALIBURTON'S COACHING CAREER

- UC Irvine (2016-17)

HALIBURTON'S PLAYING CAREER

- Oral Roberts (2004-07)
- Cowley County CC (2003-04)
- Kansas (2002-03)

Ebony Haliburton is in her second season at K-State and serves the program as the director of student-athlete development.

In the 2016-17 season, Haliburton was a member of the UC Irvine women's basketball coaching staff as an assistant coach.

Prior to her stint at UC Irvine, Haliburton was the director of basketball operations at Utah State for three seasons.

Haliburton was a 2008 graduate of Oral Roberts, where she played basketball for current Utah State head coach Jerry Finkbeiner. She graduated from Oral Roberts with a bachelor's degree in marketing and advertising.

From 2008 to 2011, Haliburton was the director of women's basketball operations and sports account manager for College Coaches Network (CCN). In her role, she was responsible for showcasing athletes, assisting college coaches with their search for talented players and creating lasting relationships with players and college coaches.

As a high school basketball player, she received several prestigious honors and was featured in the documentary film CityBall. She continued her academic and athletic career at Kansas, Cowley County Community College and Oral Roberts. Haliburton is also a licensed minister.



TASHA DICKEY
Director of Video
Operations
Sixth Year
Arizona '11

DICKEY'S TROPHY CASE

- 2008 Pac-10 All-Freshman honorable mention team

DICKEY'S PLAYING CAREER

- Kansas State (2011-12)
- Arizona (2007-11)

Former K-State letter winner Tasha Dickey will enter her sixth season as the K-State women's basketball Director of Video Operations and her seventh overall on the coaching staff.

Dickey's responsibilities include: film exchange with opponents, editing film clips for the coaching staff and players, assisting the coaching staff in tracking down and editing film of recruits. She also handles the K-State women's basketball equipment needs.

Dickey originally joined the K-State staff in 2012 as a graduate assistant and in the 2013-14 season she was moved up the ranks to serve as the team's director of video operations.

Dickey, who earned her graduate degree from K-State col-

lege student development, finished her playing career by helping K-State to a second round appearance in the 2012 NCAA Tournament which was her only appearance in the postseason as a player.

In her one season with the Wildcats, the product of Sandy, Utah, registered career-highs in numerous statistical categories including: points (9.9 ppg), rebounds (4.1 rpg), steals (53), three-point field goals made and attempted (43-of-151), free throws made and attempted (42-of-58), games played (34), games started (34) and minutes played (901).

Prior to coming to Manhattan, Dickey played four seasons at Arizona (2007-11) and graduated with a degree in religious studies and a minor in African American studies. While playing in Tucson, Dickey was named a 2008 Pac 10 All-Freshman honorable mention selection.

Dickey is the daughter of Charlie and Lisa Dickey. Her father is the offensive line coach for the Kansas State football team.



SADIE MURREN
Director of Basketball
Administration
First Year
Wayne State '16
Omaha '18

Sadie Murren is in her first season on head coach Jeff Mittie's staff as the director of basketball administration.

Murren is responsible for a number of administrative duties within the program including: coordinating staff and team travel with regard to air/bus/rental vehicle/hotel/meals/travel, money and budget management, traveling with the team to manage all away game logistics, manage all home game logistics, on-campus recruiting logistics, training table logistics, camp/clinic budgets, daily office operations, and direct program contact for all other KSA departments.

Prior to her arrival in Manhattan, Murren spent the 2017-18 season as an assistant coach and recruiting coordinator at Omaha. While with the Mavericks, Murren was responsible for organizing and facilitating all the recruiting activities for the program including managing the recruiting budget and handling the logistics of on- and off-campus visits.

Before the 2017-18 season, Murren helped head coach Brittany Lange as Omaha's director of basketball operations in the 2016-17 season. In her first season at Omaha, Murren was responsible for the hotel and travel arrangements for the Mavericks while also planning and executing the Omaha summer camp promotions, registrations and budgets.

In the spring of 2018, Murren graduated from Omaha with her Masters of Business in business administration.

A native of Colon, Nebraska, Murren started her collegiate playing career at Nebraska in 2012-13, where she played in 43 games over two seasons. As a Husker, she was named the 2014 Nebraska Student-Athlete HERO Leadership Award winner for women's basketball and an inaugural member of the Tom Osborne Citizenship Team.

Murren then transferred to Wayne State for her final two years. In her junior season (2014-15), she started all 34 games at point guard averaging 7.8 points and 3.4 assists as the Wildcats advanced to the Northern Sun Tournament Semifinals and earned All-Tournament honors. In her final season at Wayne State, Murren started all 29 games at point guard averaging 9.7 points and 4.9 assists while being named the team's Most Valuable Player. She ranks third all-time with 142 assists in a season.

Murren received her bachelor's degree in business administration in May 2016. She earned the NSIC Myles Brand All-Academic with Distinction Award and was named to the NSIC Winter All-Academic Team.



JILL SHIELDS
Deputy AD/SWA
20th Year | UCF '90

Jill Shields, a 20-year veteran of the K-State Athletics Department, was promoted to Deputy Athletics Director in 2017 after serving as Executive Associate Athletics Director for Student Services since 2015. In this role, she oversees the daily internal operation of the entire athletics department and also serves as the department's senior woman administrator.

Shields oversees the day-to-day operation of the football program while also serving as the sport administrator for women's basketball, track and field, cross country and volleyball.

Shields had previously worked as Senior Associate, Associate and Assistant Athletics Director and Associate Director of Student Services with stints directing the support services for football, women's basketball and volleyball, as well as Life Skills programming.

Shields has played a pivotal role in the academic success of the Wildcats' 16 athletic programs, as K-State is in the midst of a nine-year stretch of high marks in the Big 12 in all-sports graduation rates while also maintaining a national standard the NCAA mandated APR multi-year reports.

Shields came to K-State after working at Wichita State for six years, including the last year as a senior admissions representative in the University's admissions office. She spent the previous five seasons as an assistant women's basketball coach for the Shockers.

Shields earned her bachelor's degree in Liberal Arts from Central Florida in 1990. A member of the Golden Knights basketball team, she was named most valuable player her senior year. Shields earned her Master's degree in education from North Georgia College in 1992.

A native of Assaria, Kansas, Shields and her husband, Mark, live in Manhattan with their two children, Sydney and Sam.



MARYCLARE WHEELER
Academic Counselor
Second Year
Kansas State '12 & '15

Maryclare Wheeler is in her second year as an academic counselor and her fifth as a member of the K-State Athletics' Office of Student-Athlete Services. Wheeler's primary sports are women's basketball, men's basketball and tennis.

Prior to serving as an academic counselor, Wheeler served as a learning specialist from 2016 to 2018. She worked with over 40 K-State student-athletes from throughout the athletic department with documented learning disabilities. She maintained ADD/ADHD paperwork and documentation in accordance with NCAA rules and also scheduled and managed psychological testing for ADD/ADHD and learning disabilities of student-athletes. She also assisted in academic advisement with men's basketball and tennis.

Wheeler earned her Masters of Adult and Continuing Education with a graduate certificate in academic advising from Kansas State in 2015. Wheeler aided the K-State athletic department as a graduate assistant academic counselor from 2013-15.

While earning her Bachelor of Agriculture degree in animal science from K-State in 2012, Wheeler served as a tutor within the athletic department.



AJ KLOSS
Strength and
Conditioning Coach
Fifth Season
Iowa '13
Kansas State '16

AJ Kloss is in his fifth season with the K-State women's basketball program as the team's strength and conditioning coach and his third as a full-time employee of the department, as he served as a graduate assistant in his first two seasons and received his Master of Science in counseling and student affairs with an emphasis in intercollegiate athletics from K-State in May of 2016.

While working with the women's basketball program at K-State, Kloss has been responsible for designing and implementing strength and conditioning programs. He has also created and helped facilitate individualized rehabilitation programs for student-athlete recovery from surgical procedures or injuries.

Prior to coming to Manhattan, Kloss was a strength and conditioning intern at Iowa. Kloss, a 2013 Iowa graduate with a Bachelor of Arts in health and human physiology, assisted with the design and implementation of the strength and conditioning programs for volleyball, rowing, tennis, golf, track and field, field hockey, baseball and men's basketball.

Kloss is a certified member of the Collegiate Strength and Conditioning Coaches Association (CSCCA). In 2014, Kloss was named the Lance Vermeil Scholarship award winner from the CSCCA.



BECCA FITZGERALD
Athletic Trainer
Third Season
Ball State '12
Kansas '10

Becca Fitzgerald is in her third season as the athletic trainer for Kansas State women's basketball.

Fitzgerald came to K-State following four years as an assistant athletic trainer at Wichita State. She provided primary coverage to the women's basketball team and cheerleading/dance in 2012-13 and men's and women's track and field and cross country programs for the final three seasons.

While with the Shockers, Fitzgerald performed a number of duties including: helping to develop and administer daily rehabilitation and maintenance programs.

She completed her master of arts in sports performance from Ball State in the spring of 2012. While at Ball State, Fitzgerald worked with the football program and women's track and field and cross country teams.

Fitzgerald received her bachelor of science in education and athletic training in 2010 from Kansas. While in Lawrence, Fitzgerald received experience with men's basketball, football and men's and women's track and field and cross country.

She is a certified member of the National Athletic Trainers' Association (NATA), is a member of the Kansas Athletic Trainers' Society and is certified to provide CPR/First Aid/AED use by the American Red Cross.



RANDY PETERSON
Director of
Women's Basketball and
Soccer Communications
15th Year
Grand View '02
Western Illinois '04

Randy Peterson enters his 15th year in the Kansas State Athletics Communications office and his 12th with the K-State women's basketball program.

Peterson is an active member of College Sports Information Directors Association (CoSIDA) and has earned a number of national and regional honors for his publications including a "Best in the Nation" finish for the 2014-15 and 2015-16 K-State women's basketball media guides, a national runner-up finish for his 2016-17 K-State women's basketball media guide, and a third place effort for the 2017-18 K-State women's basketball media guide. He also garnered a pair of national second-place finishes for his 2015-16 and 2016-17 K-State women's basketball game notes, a second-place national finish and "Best in District VII" for the 2010-11 women's basketball media guide and a fourth-place national finish and "Best in District VII" women's basketball guide for the 2009-10 season.

Peterson is currently in his third year of service on the CoSIDA undergraduate and graduate scholarship committee and served a three-year term (2014-16) as a member of the CoSIDA publications committee.

In addition to serving as the Director of Women's Basketball and Soccer Communications, Peterson also provides color analysis during K-State women's basketball road games beginning in the 2012-13 season.

Before K-State, Peterson earned his Master's of Science degree in sport management at Western Illinois while serving as the primary contact for six sports.

Peterson earned his Bachelor of Arts degree in business administration with a certificate in sports management from Grand View College in Des Moines, Iowa, in 2002. While attending Grand View, Peterson was a four-year letter winner and three-time Academic All-Midwest Classic Conference selection on the men's basketball team, helping the Vikings to two NAIA Division II National Tournament appearances.

Peterson and his wife, Heather, reside in Manhattan with their daughter Colbie and son Zeke.

NUMERICAL ROSTER

NO.	NAME	POSITION	HEIGHT	YEAR-EXP.	HOMETOWN (PREVIOUS SCHOOL)
1	Savannah Simmons	G	6-1	Fr.-HS	Bel Air, Md. (The John Carroll School)
2	Cymone Goodrich	G	5-10	So.-1L	Chicago, Ill. (South Shore International Prep)
3	Sarah Bates	G	5-9	So.-TR	Fresno, Calif. (UC Santa Barbara)
5	Alisa Wiggins	G	5-8	Fr.-HS	Montclair, N.J. (Montclair HS)
10	Kayla Goth	G	6-1	Sr.-3L	DeForest, Wis. (DeForest HS)
11	Peyton Williams	F	6-4	Jr.-2L	Topeka, Kan. (Cair Paravel Latin School)
12	Rachel Ranke	G	6-1	So.-1L	Burnsville, Minn. (Eastview HS)
13	Laura Macke	F	6-2	Fr.-HS	Baileyville, Kan. (Nemaha Central HS)
15	Kali Jones	F	6-2	Sr.-1L	Murrieta, Calif. (Mt. San Antonio College/Murrieta HS)
25	Jasauen Beard	F	5-11	R-Jr.-TR	Midwest City, Okla. (UTRGV)
33	Ashley Ray	F	6-4	So.-1L	Girard, Kan. (Girard HS)
40	Maary Lakes	C	6-4	So.-1L	Peoria, Ill. (Manual HS)
43	Christianna Carr	G	6-1	Fr.-HS	Manhattan, Kan. (Manhattan HS)
50	Ayoka Lee	C	6-5	Fr.-HS	Byron, Minn. (Byron HS)

ALPHABETICAL ROSTER

NO.	NAME	POSITION	HEIGHT	YEAR-EXP.	HOMETOWN (PREVIOUS SCHOOL)
3	Sarah Bates	G	5-9	So.-TR	Fresno, Calif. (UC Santa Barbara)
25	Jasauen Beard	F	5-11	R-Jr.-TR	Midwest City, Okla. (UTRGV)
43	Christianna Carr	G	6-1	Fr.-HS	Manhattan, Kan. (Manhattan HS)
2	Cymone Goodrich	G	5-10	So.-1L	Chicago, Ill. (South Shore International Prep)
10	Kayla Goth	G	6-1	Sr.-3L	DeForest, Wis. (DeForest HS)
15	Kali Jones	F	6-2	Sr.-1L	Murrieta, Calif. (Mt. San Antonio College/Murrieta HS)
40	Maary Lakes	C	6-4	So.-1L	Peoria, Ill. (Manual HS)
50	Ayoka Lee	C	6-5	Fr.-HS	Byron, Minn. (Byron HS)
13	Laura Macke	F	6-2	Fr.-HS	Baileyville, Kan. (Nemaha Central HS)
12	Rachel Ranke	G	6-1	So.-1L	Burnsville, Minn. (Eastview HS)
33	Ashley Ray	F	6-4	So.-1L	Girard, Kan. (Girard HS)
1	Savannah Simmons	G	6-1	Fr.-HS	Bel Air, Md. (The John Carroll School)
5	Alisa Wiggins	G	5-8	So.-1L	Montclair, N.J. (Montclair HS)
11	Peyton Williams	F	6-4	Jr.-2L	Topeka, Kan. (Cair Paravel Latin School)

HEAD COACH	Jeff Mittie (Missouri Western '89 - 5th Season)
ASSOCIATE HEAD COACH	Brian Ostermann (Wisconsin-La Crosse '88 - 5th Season)
ASSISTANT COACH	Chris Carr (Argosy '12 - 3rd Season)
ASSISTANT COACH	Jayci Stone (Kansas State '08 - 2nd Season)
COORDINATOR OF RECRUITING OPERATIONS	Ebony Gilliam (TCU '04 - 5th Season)
DIR. OF STUDENT-ATHLETE DEVELOPMENT	Ebony Haliburton (Oral Roberts '08 - 2nd Season)
DIRECTOR OF VIDEO OPERATIONS	Tasha Dickey (Arizona '11 - 7th Season)

Pronunciation Guide

Jasauen Beard	Ja-SAWN
Ayoka Lee	EYE-oh-kuh
Laura Macke	MACK-ee
Rachel Ranke	RANK-ee

2018-19 ROSTER BREAKDOWN

Players Returning (8)	Position	Height	Year-Exp.	2017-18 Statistics
Cymone Goodrich	G	5-10	So.-1L	3.9 ppg, 1.2 rpg, 0.8 apg
Kayla Goth	G	6-0	Sr.-3L	17.5 ppg, 3.8 rpg, 6.6 apg
Kali Jones	F	6-2	Sr.-1L	2.2 ppg, 2.4 rpg, 0.6 bpg
Mary Lakes	C	6-4	So.-1L	1.6 ppg, 2.1 rpg, 0.5 bpg
Rachel Ranke	G	6-1	So.-1L	11.5 ppg, 3.6 rpg, 1.1 apg
Ashley Ray	F	6-4	So.-1L	1.4 ppg, 1.0 rpg, 0.4 bpg
Alisa Wiggins	G	5-8	So.-1L	1.3 ppg, 0.2 rpg, 0.1 apg
Peyton Williams	F	6-4	Jr.-2L	14.7 ppg, 7.1 rpg, 1.4 bpg

Players Lost (4)	Position	Height	Reason	2017-18 Statistics
Shaelyn Martin	G	6-1	Graduation	5.7 ppg, 7.2 rpg, 3.7 apg
Karyla Middlebrook	G	5-7	Graduation	5.0 ppg, 1.0 rpg, 1.5 apg
Kaylee Page	F	6-3	Graduation	9.0 ppg, 3.3 rpg, 1.6 apg
Anastasia Tsybaeva	C	6-7	Transfer	Redshirt in 2017-18

Newcomers (6)	Position	Height	Year-Exp.	2017-18 Statistics (HS or CC)
Sarah Bates	G	5-9	So.-TR	10.9 ppg, 2.4 rpg, 2.8 apg (UC Santa Barbara)
Jasauen Beard	F	5-11	R-Jr.-TR	DNP in 2017-18 (UTRGV)
Christianna Carr	G	6-0	Fr.-HS	18 ppg, 4.0 rpg, 3.0 apg (HS)
Ayoka Lee	C	6-5	Fr.-HS	26.6 ppg, 15.7 rpg, 5.5 bpg (HS)
Laura Macke	F	6-2	Fr.-HS	17.5 ppg, 6.4 rpg, 2.8 apg (HS)
Savannah Simmons	G	5-10	Fr.-HS	13.4 ppg, 6.8 apg, 4.6 rpg (HS)

BY STATE

California (1)
Sarah Bates (Fresno)
Kali Jones (Murrieta)

Illinois (2)

Cymone Goodrich (Chicago)
Mary Lakes (Peoria)

Kansas (4)

Christianna Carr (Manhattan)
Laura Macke (Baileyville)
Ashley Ray (Girard)
Peyton Williams (Topeka)

Maryland (1)

Savannah Simmons (Bel Air)

Minnesota (2)

Ayoka Lee (Byron)
Rachel Ranke (Burnsville)

New Jersey (1)

Alisa Wiggins (Montclair)

Oklahoma (1)

Jasauen Beard (Midwest City)

Wisconsin (1)

Kayla Goth (DeForest)

BY POSITION

Guards (7)

Sarah Bates
Christianna Carr
Cymone Goodrich
Kayla Goth
Rachel Ranke
Savannah Simmons
Alisa Wiggins

Forwards (5)

Jasauen Beard
Kali Jones
Laura Macke
Ashley Ray
Peyton Williams

Center (2)

Mary Lakes
Ayoka Lee

BY CLASS

Senior (2)

Kayla Goth
Kali Jones

Junior (2)

Jasauen Beard (r)
Peyton Williams

Sophomores (6)

Sarah Bates
Cymone Goodrich
Mary Lakes
Rachel Ranke
Ashley Ray
Alisa Wiggins

Freshmen (4)

Christianna Carr
Ayoka Lee
Laura Macke
Savannah Simmons



MITTIE SET FOR FIFTH SEASON AT K-STATE

- **Jeff Mittie**, one of the winningest active coaches in NCAA Division I with over 500 career wins, is in his fifth season at the helm of the K-State program in 2018-19.
- Mittie, the ninth head women's basketball coach in K-State history, owns an overall career record of 533-289 (.648) in his previous 26 years as a head coach, including a 79-54 (.594) mark in his previous four seasons at K-State.
- He has averaged 21 wins per season and experienced only one losing season in his previous 26 seasons.
- Mittie has 19 postseason appearances (NCAA or WNIT Tournaments), in which he has a combined record of 20-17 (.541).
- Mittie is the second coach in school history to guide the program to four postseason appearances in their first four seasons with the program (two NCAA Tournaments, two WNITs).
- The 23 wins in the 2016-17 season by K-State were Mittie's most at the helm of the Wildcats and the most for Mittie since registering 23 in the 2007-08 season at TCU.



TOP 3 SCORERS FROM 2017-18 RETURN

- For the first time since the 2003-04 season, Kansas State women's basketball will return the top-three scorers from the previous season - senior **Kayla Goth**, junior **Peyton Williams** and sophomore **Rachel Ranke**.
- Goth set a new career-high and led the Wildcats with 17.5 points per game (596 points) in 2017-18. Her 17.5 points per game ranked sixth in the Big 12. She was the only player in the Big 12 and one of nine in the nation with 500 or more points and 200 or more assists.
- Williams also set a new career and was second on the team in scoring with 14.7 points per game (501 points). She was the sixth sophomore in program history to score 500 or more points in a season.
- Goth and Williams were the eighth tandem in program history to register 1,000 or more points in a season and the first since 2012-13 (min. 1,000 total points & 400+ by each player). They were third in the Big 12 in percentage of their team's overall point total at 47.4 percent of K-State's total points scored.
- K-State is just one of two Big 12 programs (Baylor) entering the 2018-19 season to return a pair of 500-point scorers from its 2017-18 roster.
- Ranke averaged 11.5 points per game (392 points) and became the first K-State freshman to score 350 or more points in their rookie season since the 2013-14 season. Ranke did her damage from beyond the arc, as she carded a team-high 89 three-point field goals made.
- In addition to returning the top three scorers, Kansas State also returns the leader of every statistical category from the 2017-18 season.

WHAT K-STATE RETURNS IN 2018-19

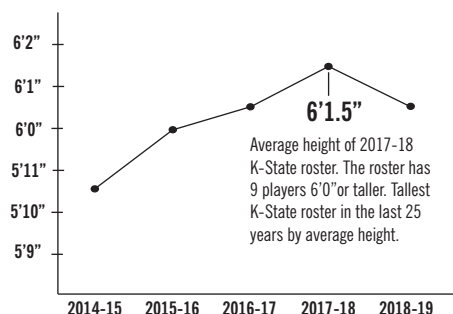
Points	Letterwinners
78%	8
Rebounds	Steals
61%	67%
Assists	3-Pt FGs Made
66%	71%
Blocks	FTs Made
78%	76%

EVOLUTION OF THE K-STATE ROSTER

1,023"

Total Height in inches of the 2018-19 K-State WBB roster; fifth straight season K-State roster has totaled 950+ inches

K-State's Average Height



KANSAS STATE ROSTER STANDS TALL

- Since Kansas State head coach **Jeff Mittie** took the over the program prior to the 2014-15 season, K-State's roster has continued to grow larger in stature.
- In the 2018-19 season, K-State's roster features 14 total players and 10 are six feet or taller, including six players 6'2" or taller.
- This is the fourth straight season K-State's roster has averaged a height of 6'0" or taller and exceeded 950 or more inches combined.



2018-19 SCHEDULE AT A GLANCE

- K-State's 2018-19 non-conference schedule includes nine games against teams that reached the postseason in 2017-18, including five teams that played in the NCAA Tournament (Syracuse, DePaul, Princeton, Little Rock and Arizona State).
- The Wildcats will take part in the 2018 Cancun Challenge at the Hard Rock Hotel Riviera Maya during the Thanksgiving holiday. K-State will face Syracuse on Nov. 22, DePaul on Nov. 23 and Princeton on Nov. 24. This will be K-State's first trip to Cancun since the 2011-12 season.
- K-State will host Vanderbilt as part of the SEC/Big 12 Challenge. This is the first regular season meeting between the schools, as the previous two games in the series came in the NCAA Tournament.
- Kansas State will play Arizona State in La Crosse, Wisconsin, on Dec. 16. This will be the first meeting between the teams since the 2003-04 season and will mark the third straight neutral site meeting between the programs.
- The Wildcats will begin Big 12 Conference play on Jan. 2, visiting Iowa State. This is the third time in the last five years the programs will play against each other in the league season-opener.
- For the second time in three seasons, Kansas State will end its regular season schedule at Oklahoma State as the Wildcats face the Cowgirls on March 4.

1K x2

- Kansas State is on the verge of adding two more players to the program's 1,000-point club, as **Kayla Goth** and **Peyton Williams** are on the doorstep of the career milestone.
- Goth needs 157 points to reach 1,000 for her career. She did the heavy lifting in 2017-18, as she tallied 596 of her 843 career points last season.
- Williams needs 374 points to achieve 1,000 in her career, as she has tallied 626 points in just two seasons of action.
- The last time K-State had two players reach the 1,000-point mark in the same season was in the 2011-12 season when Brittany Chambers and Jalana Childs reached the mark.

CATS LOOK TO IMPROVE SCORING FOR 5TH STRAIGHT SEASON

- Kansas State's offensive numbers continue to improve in **Jeff Mittie's** first four seasons and look to keep the trend alive in 2018-19. In the 2017-18 season, K-State averaged 68.0 points per game with 2,313 points scored.
- The 2,313 points were the most in the Mittie era and highest by a K-State team since the 2005-06 season.
- This is the first time K-State scored 2,000 or more points in three straight seasons since reaching the mark in eight straight seasons from 2001-02 to 2008-09.

K-STATE POINTS PER GAME - LAST 10 SEASONS

Season	PPG	Pts	Season	PPG	Pts
2017-18	68.0	2,313	2012-13	61.2	2,264
2016-17	67.5	2,294	2011-12	57.1	1,942
2015-16	64.4	2,062	2010-11	60.9	1,950
2014-15	59.6	1,967	2009-10	61.6	1,971
2013-14	62.2	1,865	2008-09	63.1	2,082

FRESH FACES ON THE 2018-19 ROSTER

- Kansas State head coach **Jeff Mittie** signed four student-athletes to NLI's in the fall signing period: **Christianna Carr**, **Ayoka Lee**, **Laura Macke** and **Savannah Simmons**. The class ranked 26th in the nation according to Prospects Nation and 21st by PASS.
- K-State also added transfer **Sarah Bates** in April. Bates will redshirt in the 2018-19 season and begin her time with the Wildcats in the 2019-20 season and will have three seasons of eligibility.

43 | Christianna Carr, G, Manhattan, Kan.

- 2018 Naismith Girls High School Player of the Year Trophy Midseason Watch List
- 2018 McDonald's All-America Watch List
- 2018 Gatorade Player of the Year finalist (Kansas)
- Third in the 2018 American Family Insurance 3-Point Contest
- #20 overall player in the nation by Prospects Nation
- #22 overall player in the nation by ESPNW Hoopgurlz
- #3 wing in the nation by Prospects Nation
- #8 guard in the nation by ESPNW Hoopgurlz
- 7th player in K-State WBB history from Manhattan

50 | Ayoka Lee, C, Byron, Minn.

- #38 post in the nation by ESPNW Hoopgurlz
- #4 player in the Midwest by Five State Hoops
- #146 player in the nation by Prospects Nation
- #27 post in the nation by Prospects Nation
- 13th player in K-State WBB history from the state of Minnesota

13 | Laura Macke, F, Baileyville, Kan.

- #53 wing in the nation by ESPNW Hoopgurlz
- Two-time *Topeka Capital-Journal* All-Class 3A
- 2018 *Sports in Kansas* All-State All-Class Second Team
- 2018 *Sports in Kansas* All-State Class 3A First Team
- 2018 *Wichita Eagle* All-State Class 6A First Team
- 2017 KBCA Class 3A All-State

1 | Savannah Simmons, G, Bel Air, Maryland

- #140 overall player in the nation by Prospects Nation
- #29 point guard in the nation by Prospects Nation
- #64 guard in the nation by ESPNW Hoopgurlz

3 | Sarah Bates, G, Fresno, Calif.

- 2018 All-Big West Honorable Mention at UC Santa Barbara
- 2018 Big West All-Freshman Team
- 10.9 ppg, 2.8 apg, 2.4 rpg
- 14th in the Big West Conference in scoring
- 4th in the Big West in 3-point FGs made (.61)
- 8th in NCAA Division I in 3-point FGs Pct. (.412)

25 | Jasauen Beard, F, Midwest City, Okla.

- 2017 NJCAA All-Region 5 Division I selection
- 2017 All-Western Junior College Athletic Conference (WJCAC) First Team
- 2017 WJCAC Newcomer of the Year
- 2016-17 stats: 13.6 ppg, 7.0 rpg, 1.7 apg





10 | KAYLA GOTH

Guard | 6-1 | SR. - 3L | DeForest, Wis. (DeForest HS)

2019 All-American candidate



GOTH'S TROPHY CASE

- 2018 All-Big 12 Second Team
- 2018 CoSIDA Academic All-District VII Second Team
- 2018 Academic All-Big 12 First Team
- 2018 Team MVP
- 2018 Priscilla Gary Hustle Award
- 2017 Academic All-Big 12 First Team
- Two-time 1st Infantry Division Sustainment Brigade Tammie Romstad Durable Award (2016 & 2017)
- 2016 Big 12 Academic All-Rookie Team
- Five-time Big 12 Commissioner's Honor Roll

GOTH IMPROVES AS SCORER

Kayla Goth led K-State and scored a career-high 596 points (17.5 ppg) during the 2017-18 season.

- Goth increased her scoring average from 2016-17 to 2017-18 by 11.7 points per game. This was the fourth-highest increase in the nation and the largest increase by a player in a Power 5 conference last season.
- Goth and Peyton Williams were the first teammates in program history to surpass an increase of 10.0 points per game in the same season and were the only teammates in the nation to improve their scoring by at least 10.0 or more points from 2016-17 to 2017-18.

TOP SCORING INCREASES IN DI FROM 2016-17 TO 2017-18

Rk.	Player (School)	16-17	17-18	Diff.
1.	Natalie Butler (George Mason)	5.4	19.2	+13.8
2.	Tia Wooten (Tennessee State)	7.8	21.2	+13.4
3.	Jas Adams (Coastal Carolina)	6.2	18.8	+12.6
4.	Kayla Goth (K-State)	5.8	17.5	+11.7
5.	Peyton Williams (K-State)	3.7	14.7	+11.0

596 pts | 226 assts

In the 2017-18 season, Kayla Goth became the first player in program history to achieve 500 or more points and 200 or more assists in a season. She was one of nine players in the nation in the 2017-18 season with 500 or more points and 200 or more assists.

- Among Big 12 programs, Goth became just the eighth player to register 500 or more points and 200 or more assists in a season.

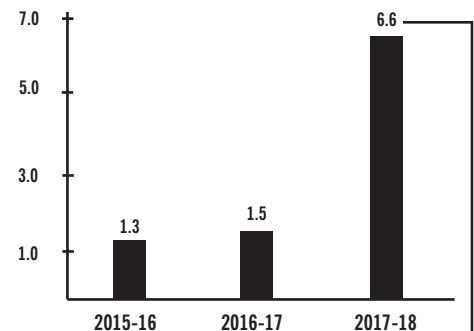
BIG 12 SCHOOLS WITH 500-POINT/200-ASSIST SEASONS

Player, School (Season)	Pts/Assts
Rosemary Kosiorek, West Virginia (1991-92)	730 pts/203 assts
Edwina Brown, Texas (1999-00)	722 pts/203 assts
Stacey Dales, Oklahoma (2000-01)	543 pts/248 assts
Sheila Lambert, Baylor (2001-02)	653 pts/216 assts
Lindsey Wilson, Iowa State (2001-02)	630 pts/207 assts
Danielle Robinson, Oklahoma (2009-10)	639 pts/202 assts
Andrea Riley, Oklahoma State (2009-10)	909 pts/220 assts
Kayla Goth, Kansas State (2017-18)	596 pts/226 assts

GOTH'S CAREER AVERAGES

PPG	FG Pct.
8.7	.456
RPG	APG
2.8	3.2
BPG	SPG
0.3	1.1

GOTH ASSISTS PER GAME YEAR-BY-YEAR



GOTH GIVETH

Kayla Goth was a record-setting distributor in her first full season as the team's point guard in the 2017-18 season.

- Goth handed out a career single-season high 226 assists (6.6 apg) with just 115 turnovers (1.97 assist to turnover ratio) in 2017-18. She led the Big 12 and was ninth in the nation in total assists and 11th in assists per game. She led the Big 12 in double figure assist games with six.

- According to Stats, Inc., Goth led the nation in largest increase in both total assists (+176) and assists per game (+5.1 apg) from 2016-17 to 2017-18.

- According to herhoopstats.com, Goth ranked **third in the nation with an assist rate of 43.5 percent** (assist rate defined: percentage of teammate field goals assisted on while on the court).

- Goth is the second player in program history to hand out 200 or more assists in a single-season. Her 226 assists in 2017-18 ranks second in school history for assists in a single season, the most assists by a K-State junior and 11th in the Big 12 record book.

Points	
2017-18 Season	28, vs. UC Davis (3/23/18)
Career	28, vs. UC Davis (3/23/18)

Field Goals Made/Attempted	
2017-18 Season	11, twice/ 21, vs. UC Davis (3/23/18)
Career	11, twice/ 21, vs. UC Davis (3/23/18)

3-pt. Field Goals Made/Attempted	
2017-18 Season	3, four times/ 8, vs. Baylor (3/3/18)
Career	3, six times/ 10, vs. Iowa State (3/4/17)

Free Throws Made/Attempted	
2017-18 Season	7, vs. Kansas (3/2/18)/ 10, twice
Career	7, vs. Kansas (3/2/18)/ 10, twice

Rebounds	
2017-18 Season	9, twice
Career	9, twice

Assists	
2017-18 Season	12, vs. Kansas (2/24/18)
Career	12, vs. Kansas (2/24/18)

Blocks	
2017-18 Season	2, five times
Career	2, five times

Steals	
2017-18 Season	4, three times
Career	4, five times

Minutes	
2017-18 Season	44, at Kansas (1/28/18)
Career	44, at Kansas (1/28/18)

MISCELLANEOUS CAREER STATS

Double-Figure Scoring Games	41
20+ Point Games	12
Double-Figure Rebounding Games	-
Double-Doubles	4
5+ Rebound Games	22
Double-Figure Assist Games	6
5+ Assist Games	28
4+ Steal Games	5
2+ Steal Games	34
2+ Block Games	5
4+ Made 3-Pt. FGs	-
2+ Made 3-Pt. FGs	16

- Second player in the 51-year history of women's basketball at Kansas State from the state of Wisconsin.

CAREER

13th in school history for career assists (314)... Second in school history for career assist to turnover ratio (1.77)... Third in program history for career games with 10 or more assists (6)... First player in program history with 500 or more points and 200 or more assists in a season... Needs 157 points to become the 41st player in program history with 1,000 career points.

JUNIOR (2017-18)

2018 All-Big 12 Second Team... Career season-highs in every statistical category... First player in program history and the eighth among the Big 12 schools to record 500 or more points and 200 or more assists in a season... One of just nine players in the nation with 500 or more points and 200 or more assists... Fourth player in program history with 400 or more points, 100 or more assists and 60 or more steals... Played in and started all 34 games with a career-best 1,224 minutes played (36.0 mpg)... Ranked fifth in the Big 12 in minutes played per game... Ranks eighth in school history for points in a single season and second among players in their junior season with a team-high 596 (17.5 ppg)... Ranked sixth in the Big 12 in scoring... Ranked 61st in the nation in total points and 93rd in scoring average... Improved her scoring average by 11.7 points from 2016-17 to 2017-18, which is the second-largest increase from one season to the next in school history and was the fourth-highest in the nation in 2017-18...



53.3

Percentage of K-State's made field goals that Goth was responsible for (226 assists, 214 field goals made). She was the only player in the Big 12 responsible for 50.0 percent or more of her team's made field goals.

Finished the season with a field goal percentage of .477 (214-of-449)... Led K-State in free throws made and attempted (131-of-180; .728) and ranks sixth in school history for free throws made and attempted in a season... Ranked 15th in the Big 12 in free throw percentage... Notched a career-high 37-of-101 (.366) from 3-point range... Ranked 15th in the Big 12 in 3-point field goal percentage... Second in school history for assists in a single season and set the school record for assists by a player in their junior season with 226 (6.6 apg)... Led the Big 12 in assists, assists per game and games with 10 or more assists (6)... Finished ninth in the nation in total assists and 11th in assists per game... Ranked fifth in the Big 12 in assist-to-turnover ratio (1.97)... Assist-to-turnover ratio of 1.97 ranks sixth in a single season in program history... Led the nation in increase in total assists (+176) and increase in assists per game (+5.1) from 2016-17 to 2017-18... Only player in the Big 12 and one of 10 in the nation with 200 or more assists and 100 or more free throws made... Tallied 19 games with 15 or more points and five or more assists... Pulled in 129 rebounds (3.8 rpg)... Led the team in steals with 64 (1.9 spg)... Ranked seventh in the Big 12 in steals per game... Finished third on the team with a career-high 20 blocked shots (0.6 bpg)... Pocketed four double-doubles... Led K-State with 23.3 points on

GOTH CHARITABLE WITH WILDCATS

Kayla Goth led K-State in free throws made in 2017-18, with a career-high 131.

Goth was the only player in the Big 12 and one of just 10 players in the nation in 2017-18 with 200 assists and 100 free throws made. She is the first K-State player in program history to achieve this mark.

In the previous 50 seasons, K-State has had just five players achieve 100 assists and 100 made free throws in a season.

100 OR MORE ASSISTS/100 OR MORE FTS MADE - SEASON

Player (Season)	Assists	FTs Made
Kayla Goth (2017-18)	226	131
Karyla Middlebrook (2016-17)	106	105
Brittany Chambers (2012-13)	122	115
Nicole Ohlde (2003-04)	119	136
Nicole Ohlde (2002-03)	109	138
Mary Jo Miller (1991-92)	116	105

a .565 field goal percentage and 5.0 assists in the Postseason WNIT... Notched 16 points, nine assists, four steals, two rebounds and one block against Omaha (11/13)... Recorded first career double-double with 11 points, 10 assists, six rebounds and two steals against Florida A&M (11/17)... Tallied 19 points on 9-of-15 shooting, five assists and three rebounds against UCLA (11/24)... Carded 19 points, six assists, two rebounds, one block and one steal against Penn State (11/25)... Recorded 17 points, three assists and two steals at Missouri (11/30)... Tallied 25 points on 9-of-15 shooting against UT Arlington (12/6)... Set the school

18

Goth set the school record for points in any quarter, as she tallied 18 (7-of-8 shooting; 4-of-5 from the free throw line) in the third quarter against UT Arlington on Dec. 6, 2017.

54

record for points in a quarter with 18 in the third against the Mavericks... Also dished out five assists, blocked a career-high two shots and pocketed two steals against UTA... Tallied eight points and 10 assists against Little Rock (12/16)... Recorded a diverse stat line of 19 points, a career-high 11 assists, five rebounds, four steals and a blocked shot in 30 minutes of play against Chicago State (12/18)... Notched 26 points on 9-of-13 shooting including 3-of-4 from beyond the arc with five assists, two blocks and two steals against UNI (12/21)... Registered 21 points, five rebounds and four assists against Baylor (12/28)... Carded 17 points, six assists and three steals at Oklahoma State (12/31)... Tallied 17 points, five rebounds, five assists, one block and one steal against Texas (1/7)... Finished with 16 points and seven assists at Iowa State (1/10)... Carded her fourth double-double of the season with 11 points, 10 assists and five rebounds against Oklahoma State (1/13)... Registered 16 points on 6-of-9 shooting, six assists and three steals against Oklahoma (1/17)... Carded 22 points, five assists and three steals at Baylor (1/20)... Tallied 17 points, 11 assists, seven rebounds and three steals against TCU (1/24)... Notched 14 points, six assists and three steals at Kansas (1/28)... Registered 14 points, nine rebounds, four assists, two blocks and two steals against Iowa State (2/3)... Recorded 27 points on 11-of-19 shooting while also adding six rebounds, nine assists and three steals against Texas Tech (2/7)... Tallied 23 points, seven assists, two steals and a block at TCU (2/17)... Carded 14 points, five assists and two steals against West Virginia (2/20)... Notched 21 points, 12 assists, six rebounds and a steal against Kansas (2/24); first player in program history with 20 or more points and 12 or more assists in the same game... Registered 15 points, nine assists, six rebounds and a steal at Texas Tech (2/26)... Tallied 19 points, six assists, two steals and a block against Saint Louis

in the first round of the 2018 Postseason WNIT (3/15)... Carded 23 points, four assists and two blocks against Utah in the second round of the 2018 Postseason WNIT (3/18)... Tallied a career-high 28 points on 11-of-21 shooting, five assists, four rebounds and three steals against UC Davis in the third round of the 2018 Postseason WNIT (3/23).

SOPHOMORE (2016-17)

Played in 33 games with nine starts and checked in with a career-high 609 minutes played (18.5 mpg)... Registered a career-high 191 points (5.8 ppg)... Set new career-highs for field goals made and attempted (73-of-167; .437), three-point field goals made and attempted (17-of-61; .279) and free throws made and attempted (28-of-41; .683)... Scored in double figures in eight games... Pulled in a career-high 72 rebounds (2.2 rpg)... Tallied four games with five or more rebounds... Dished out a career-high 50 assists (1.5 apg)... Notched a career-high 30 steals, including eight games with two or more steals... Made her second career start and notched 23 points, a career-high eight rebounds and three steals in 29 minutes against Chicago State... Recorded 10 points on 5-of-6 shooting with two steals against Tulsa (11/14)... Tallied 11 points on 5-of-9 shooting with four rebounds and three assists against Lamar (11/20)... Carded 12 points, two rebounds and three assists against North Carolina State (11/24)... Registered nine points, four rebounds, four assists and three steals off the bench at Omaha (12/4)... Chipped in with 10 points, three assists, three rebounds and four steals at Iowa State (1/21)... Notched nine points and four assists against Iowa State (2/11)... Led K-State in the Big 12 Championship with 18.5 points per game... Registered a career-high 25 points on 8-of-19 shooting and added five rebounds, three steals and two assists against



16.8 | .491

Goth has been dynamic in the Phillips 66 Big 12 Championship, as she owns a career scoring average of 16.8 points per game on a .491 field goal percentage in five games played.

Of the players that have scored 75 or more points in the Big 12 Championships for K-State, Goth owns the highest career scoring average at 16.8.

Goth holds the school record for free throw percentage in the Big 12 Championships at .833 (min. 20 free throws attempted).





Iowa State (3/4)... She tied the school record for a Big 12 Championship game by going 6-of-6 from the free throw line against the Cyclones... Tallied 12 points on 5-of-10 shooting, three rebounds, three assists and two steals against Baylor (3/5).

FRESHMAN (2015-16)

Concluded her debut season in Manhattan with 30 games played, including one start, with 407 minutes played for an average of 13.6 per game... Averaged 1.9 points, 2.3 rebounds and 1.3 assists... In Big 12 action, she registered 2.1 points, 2.3 rebounds and 1.1 assists... Tallied five games with five or more rebounds and three games with two or more steals... Made her K-State debut at Tulsa (11/13) and played eight minutes off the bench and tallied her first point on a free throw in the first quarter... Dished out three assists and pulled in four rebounds against

Abilene Christian (11/16)... Handed out three assists and pocketed a steal at Connecticut (11/23)... Registered two points on her first career made field goal, three rebounds and an assist against UTRGV (12/7)... Carded two points, six rebounds, three assists and a steal in 10 minutes off the bench against Florida Atlantic (12/13)... Tallied two points, two assists and a steals in three minutes off the bench against Sam Houston State (12/19)... Knocked down her first career 3-point field goal, dished out two assists and pulled in two boards in 10 minutes off the bench against Western Illinois (12/21)... Registered a career-high seven points and added three rebounds and a block off the bench at Oklahoma (1/10)... Added three points and four assists in 16 minutes off the bench against TCU (1/16)... Chipped in off the bench against Oklahoma (2/9) with seven points, three rebounds and two steals... Tallied four points, seven rebounds, two assists and a block at Iowa State (2/24).

HIGH SCHOOL

Career totals of 1,259 points (13.6 ppg), 360 assists (5.0 apg), 339 steals (4.7 spg) and 187 blocks (2.6 bpg)... Ranked No. 57 in the nation at her position by ESPN Hoopgurlz... Four-time All-Badger North Conference First Team selection... Two-time Associated Press All-State Second Team... Two-time Wisconsin Basketball Coaches Association Division 2 All-State First Team honors... Two-time First Team All-Southern Wisconsin selection... Two-time Second Team All-Southern Wisconsin selection... Helped DeForest to a pair of Badger North Conference titles in 2013-14 and 2014-15... In her senior season, Goth averaged 14.0 points, 4.6 rebounds, 4.2 assists, 1.8 blocks and 4.4 steals... In the 2013-14 season, Goth averaged 13.5 points, 4.1 assists, 4.3 steals and 1.8 blocks while leading DeForest to a Wisconsin Interscholastic Athletic Association (WIAA) Division 2 state runner-up finish... Also a stand out in volleyball and softball... Two-time All-Badger North Conference First Team selection in volleyball... Two-time All-Southern Wisconsin First Team selection as an outside hitter... In 2014, named to All-State Second Team by Wisconsin Volleyball Coaches Association (WVCA)... Led DeForest to first ever appearance in state tournament... Two-time All-Badger North Conference First Team selection as an outfielder in softball... Two-time All-District honorable mention selection as an outfielder.

PERSONAL

Born March 31, 1997 in Madison, Wis.... Daughter of Herman Goth and Beth Mueller... Has one older sister, Megan... Earned her first degree black belt in Tae Kwon Do in less than five years... Major is business.

Former Wildcats That Wore #10

Leticia Romero (2013-14)
Heidi Brown (2011-13)
Kelsey Hill (2008-11)
Laurie Koehn (2001-05)
Heather Smith (1997-99)
Cheryl Jackson
Priscilla Gary (1981-83); retired
Karen Coupe

GOTH'S CAREER STATISTICS

YEAR	G-GS	MIN	FGM-FGA	PCT	3PT-A	PCT	FTM-FTA	PCT	O-D-T	AVG	PF-D	A	TO	BLK	ST	PTS-AVG
2015-16	30-1	407-13.6	20-57	.351	2-14	.143	14-25	.560	12-58-70	2.3	14-0	38	24	4	14	56-1.9
2016-17	33-9	609-18.5	73-167	.437	17-61	.279	28-41	.683	22-50-72	2.2	29-0	50	38	4	30	191-5.8
2017-18	34-34	1224-36.0	214-449	.477	37-101	.366	131-180	.728	43-86-129	3.8	35-0	226	115	20	64	596-17.5
TOTAL	97-44	2240-23.1	307-673	.456	56-176	.318	173-246	.703	77-194-271	2.8	78-0	314	177	28	108	843-8.7

GOTH'S CAREER BIG 12 CONFERENCE STATISTICS

YEAR	G-GS	MIN	FGM-FGA	PCT	3PT-A	PCT	FTM-FTA	PCT	O-D-T	AVG	PF-D	A	TO	BLK	ST	PTS-AVG
2015-16	16-0	237-14.8	12-34	.353	1-9	.111	8-12	.667	8-29-37	2.3	13-0	17	14	3	7	33-2.1
2016-17	18-0	240-13.3	18-52	.346	3-13	.231	8-16	.500	9-20-29	1.6	16-0	22	11	1	13	47-2.6
2017-18	18-18	663-36.8	108-263	.411	16-56	.286	69-95	.726	30-50-80	4.4	19-0	126	68	6	30	301-16.7
TOTALS	52-18	1140-21.9	138-349	.395	20-78	.256	85-123	.691	47-99-146	2.8	48-0	165	93	10	50	381-7.3

GOTH'S CAREER POSTSEASON STATISTICS

YEAR	G-GS	MIN	FGM-FGA	PCT	3PT-A	PCT	FTM-FTA	PCT	O-D-T	AVG	PF-D	A	TO	BLK	ST	PTS-AVG
Big 12	5-3	163-32.6	28-57	.491	8-24	.333	20-24	.833	8-8-16	3.2	5-0	19	16	3	11	84-16.8
NCAA	4-2	70-17.5	5-16	.313	1-5	.200	4-7	.571	0-6-6	1.5	0-0	6	4	1	2	15-3.8
WNIT	3-3	109-36.3	26-46	.565	5-10	.500	13-16	.813	0-7-7	2.3	4-0	15	7	4	5	70-23.3
TOTALS	12-8	342-28.5	59-119	.496	14-39	.359	37-47	.787	8-21-29	2.4	9-0	40	27	8	18	169-14.1

15 | KALI JONES

Forward | 6-2 | SR. - 1L | Murrieta, Calif. (Mt. San Antonio College/UC Santa Barbara)



JONES' TROPHY CASE

- Fall 2017 Big 12 Commissioner's Honor Roll

Career Season-Highs for Jones in 2017-18

- ✓ Games Played (30)
- ✓ Minutes Played (334)
- ✓ Total Rebounds (73; 2.4 rpg)
- ✓ Offensive Rebounds (27; 0.9 orpg)
- ✓ Defensive Rebounds (46; 1.5 drpg)
- ✓ Assists (11; 0.4 apg)
- ✓ Blocks (19; 0.6 bpg)
- ✓ Steals (10; 0.3 spg)

4.1

Kali Jones registered 4.1 rebounds per game in a 10-game stretch in Big 12 play from Dec. 31 to Jan. 31.

- She tallied three of her four games during the 2017-18 season with five or more rebounds during this stretch, including her season-high of 10 at Oklahoma on Jan. 31.

- The 41 rebounds represented 56.2 percent of her rebound total from the 2017-18 season.

JONES' CAREER AVERAGES

PPG	FG Pct.
3.4	.500
RPG	APG
3.2	0.3
BPG	SPG
0.7	0.4



Points	
2017-18 Season	8, at Iowa State (1/10/18)
Career	8, at Iowa State (1/10/18)

Field Goals Made/Attempted	
2017-18 Season	3, three times/ 7, at Baylor (1/20/18)
Career	3, three times/ 7, at Baylor (1/20/18)

3-pt. Field Goals Made/Attempted	
2017-18 Season	-/-
Career	-/-

Free Throws Made/Attempted	
2017-18 Season	2, twice/ 4, vs. TCU (1/24/18)
Career	2, twice/ 4, vs. TCU (1/24/18)

Rebounds	
2017-18 Season	10, at Oklahoma (1/31/18)
Career	10, at Oklahoma (1/31/18)

Assists	
2017-18 Season	2, twice
Career	2, twice

Blocks	
2017-18 Season	3, twice
Career	3, twice

Steals	
2017-18 Season	3, vs. TCU (1/24/18)
Career	3, vs. TCU (1/24/18)

Minutes	
2017-18 Season	24, at Baylor (1/20/18)
Career	24, at Baylor (1/20/18)

MISCELLANEOUS CAREER STATS

Double-Figure Scoring Games	0
20+ Point Games	0
Double-Figure Rebounding Games	0
Double-Doubles	0
10+ Rebound Games	1
5+ Rebound Games	4
5+ Assist Games	0
2+ Steal Games	2
2+ Block Games	3

- Second letter winner in program history from the state of California.
- Diagnosed with Alopecia Areata at the age of 19.

JUNIOR (2017-18)

Saw action in 30 games with 334 total minutes played (11.1 mpg)... Registered career-highs this season in: games played (30), minutes played (334), total rebounds (73; 2.4 rpg), offensive rebounds (27; 0.9 orgp), defensive rebounds (46; 1.5 drpg), assists (11; 0.4 apg), blocks (19; 0.6 bpg) and steals (10; 0.3 spg)... Her 73 rebounds were the most by a K-State player in their first season with the Wildcats after transferring from a junior college since the 1998-99 season... Recorded 65 points (2.2 ppg)... Carded a .458 field goal percentage (27-of-59)... Was 11-of-23



(.478) from the free throw line... Made her K-State debut against Stephen F. Austin (11/10) off the bench with four points and three rebounds... Hauled in seven rebounds at Oklahoma State (12/31)... Registered four rebounds and two steals in 14 minutes off the bench at West Virginia (1/3)... Recorded eight points and eight rebounds in 14 minutes off the bench at Iowa State (1/10)... Tallied four points, 10 rebounds and three blocks at Oklahoma (1/31)... Carded six points and two assists in 10 minutes against Kansas (2/24).

JUNIOR COLLEGE

Played at Mount San Antonio College in Walnut, California, during the 2016-17 season... Helped the Mounties to their eighth California Community College Athletic Association (CCCCAA) state title... All-CCCCAA All-State Third Team... 2017 All-South Coast Conference (SCC) First Team honors... Averaged 10.9 points (371 total points), 8.1 rebounds (274 total rebounds) and 1.7 blocks... Played in and started all 34 games with 21.1 minutes per game... Led the Mounties in rebounding and blocks and ranked sixth in the South Coast - North Division and was third on the team and 12th in the league in scoring... Ranked fifth in the league in blocks... Scored in double figures in 19 games and hauled in double figures on the boards in 13 games.

UC SANTA BARBARA (2015-16)

Averaged 6.8 points on a .542 field goal percentage and 5.2 rebounds in 11 games.

HIGH SCHOOL

Played at Chaparral High from 2011-14 and Vista Murrieta in 2015... All-Southwestern League First Team selection in her junior and senior seasons... All-Southwestern League Second Team selection in her sophomore campaign... As a junior, averaged 16.5 points, 9.5 rebounds and 2.8 blocks a game... Helped Chaparral to the CIF Championship and Southwestern League title.

PERSONAL

Born May 5, 1997... Daughter of Anne-Marie and Leary Jones... Has two older brothers, Kenton and Kyle... Major is psychology.

Former Wildcats That Wore #15

Megan Deines (2015-16)
Heidi Brown (2013-15)
Twiggy McIntyre (2003-06)
Leah Honeycutt (1989-93)
Lori Nelson
Janet Madsen (1986-88)
Cassandra Jones (1982-86)
Eileen Feeney (1976-80)

JONES' CAREER STATISTICS																
YEAR	G-GS	MIN-AVG.	FGM-FGA	PCT	3PT-A	PCT	FTM-FTA	PCT	O-D-T	AVG	PF-D	A	TO	BLK	ST	PTS-AVG
2015-16 (UCSB)	11-11	272-24.7	32-59	.542	0-0	.000	11-22	.500	26-31-57	5.2	34-1	1	22	8	6	75-6.8
2017-18 (K-State)	30-0	334-11.1	27-59	.458	0-0	.000	11-23	.478	27-46-73	2.4	54-2	11	16	19	10	65-2.2
TOTAL	41-11	600-14.6	59-118	.500	0-0	.000	22-45	.489	53-77-130	3.2	88-3	12	38	27	16	140-3.4
JONES' CAREER BIG 12 CONFERENCE STATISTICS																
YEAR	G-GS	MIN	FGM-FGA	PCT	3PT-A	PCT	FTM-FTA	PCT	O-D-T	AVG	PF-D	A	TO	BLK	ST	PTS-AVG
2017-18	18-0	238-13.2	20-50	.400	0-0	.000	6-15	.400	24-32-56	3.1	44-2	9	9	13	9	46-2.6
TOTALS	18-0	238-13.2	20-50	.400	0-0	.000	6-15	.400	24-32-56	3.1	44-2	9	9	13	9	46-2.6
JONES' CAREER POSTSEASON STATISTICS																
YEAR	G-GS	MIN	FGM-FGA	PCT	3PT-A	PCT	FTM-FTA	PCT	O-D-T	AVG	PF-D	A	TO	BLK	ST	PTS-AVG
Big 12	2-0	10-5.0	2-2	1.000	0-0	.000	1-1	1.000	0-0-0	0.0	2-0	0	2	0	0	5-2.5
WNIT	3-0	25-8.3	1-1	1.000	0-0	.000	2-2	1.000	2-6-8	2.7	1-0	0	0	3	0	4-1.3
TOTALS	5-0	35-7.0	3-3	1.000	0-0	.000	3-3	1.000	2-6-8	1.6	3-0	0	2	3	0	9-1.8



11 | PEYTON WILLIAMS

Forward | 6-4 | JR. - 2L | Topeka, Kan. (Cair Paravel Latin School)

2019 All-American candidate



WILLIAMS' TROPHY CASE

- 2018 CoSIDA Academic All-District VII Second Team
- 2018 All-Big 12 Honorable Mention Team
- 2018 Academic All-Big 12 First Team
- 2018 Kendra Wecker Offensive MVP
- 2017 Big 12 Academic All-Rookie Team
- Two-time Big 12 WBB Freshman of the Week (Nov. 14 & Dec. 5)
- 2017 Big 12 VB All-Freshman Team
- Big 12 VB Freshman of the Week (Aug. 28)
- Four-time Big 12 Commissioner's Honor Roll

47 blks | 50 stls

Peyton Williams improved her defensive abilities in her sophomore season.

- Williams registered career-highs of 47 blocks (1.4 bpg) and 50 steals (1.5 spg). Her 47 blocks in the 2017-18 season were 88.7 percent of her career total (53). Her 50 steals were 82.0 percent of her career total (61).
- Her 47 blocks led the team, while her 50 steals were third on the team. She ranked sixth in the Big 12 in blocks per game.
- She was the second Wildcat in the Jeff Mittie era to register a combination of 95 blocks and steals in a single season (Breanna Lewis, twice).
- Williams had a pair of games in 2017-18 with a career-high five steals (at Oklahoma State, 12/31/17; vs. West Virginia, 2/20/18). She is tied for fifth in program history for career games with five or more blocks with two.

K-STATE PLAYERS WITH 95+ BLOCKS & STEALS - SEASON

Player (Season)	Blks/Stls	Total
Breanna Lewis (2014-15)	97/50	147
Carlisa Thomas (1986-87)	19/119	138
Cassandra Jones (1984-85)	3/129	132
Breanna Lewis (2015-16)	82/47	129
Cassandra Jones (1983-84)	9/119	128
Marlies Gipson (2008-09)	86/39	125
Nicole Ohlde (2001-02)	69/49	118
Marlies Gipson (2007-08)	70/38	108
Marlies Gipson (2005-06)	62/41	103
Peyton Williams (2017-18)	47/50	97
Nicole Ohlde (2002-03)	65/31	96



Peyton Williams ranks among the program's best in rebounding during the Postseason WNIT.

- Williams pulled in 33 rebounds (11.0 rpg) in three games. She ranks tied for fifth in program history for career rebounds in WNIT action.

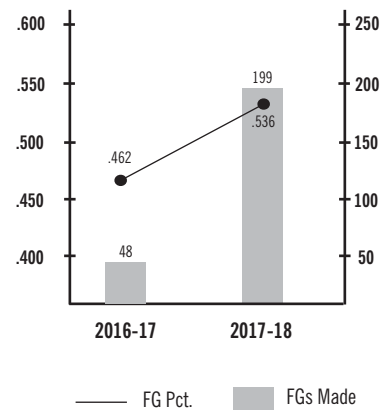
- Her 18 rebounds against UC Davis set a school record for a WNIT game and are tied for the eighth most in program history for any game.

WILLIAMS' CAREER AVERAGES

PPG	FG Pct.
9.2	.520
RPG	APG
5.2	1.0
BPG	SPG
0.8	0.9



WILLIAMS' YEAR-BY-YEAR FG PCT & FGs MADE



Peyton Williams improved her field goal percentage from the 2016-17 season to the 2017-18 season despite tripling her field goal attempts.

- Williams registered a career-high .536 field goal percentage on a career-best 199-of-371 performance from the field.
- According to Synergy Sports, Williams shot .619 (130-of-210) inside the lane. Overall, Williams carded a .571 (185-of-324) field goal percentage on all of her 2-point attempts.

Points	
2017-18 Season	25, vs. Little Rock (12/16/17)
Career	25, vs. Little Rock (12/16/17)

Field Goals Made/Attempted	
2017-18 Season	10, three times/ 20, vs. Saint Louis (3/15/18)
Career	10, three times/ 20, vs. Saint Louis (3/15/18)

3-pt. Field Goals Made/Attempted	
2017-18 Season	2, three times/4, twice
Career	2, three times/4, twice

Free Throws Made/Attempted	
2017-18 Season	8, at TCU (2/17/18)/ 9, vs. Texas Tech (2/7/18)
Career	8, at TCU (2/17/18)/ 9, vs. Texas Tech (2/7/18)

Rebounds	
2017-18 Season	18, vs. UC Davis (3/23/18)
Career	18, vs. UC Davis (3/23/18)

Assists	
2017-18 Season	5, vs. UC Davis (3/23/18)
Career	5, vs. UC Davis (3/23/18)

Blocks	
2017-18 Season	5, twice
Career	5, twice

Steals	
2017-18 Season	5, twice
Career	5, twice

Minutes	
2017-18 Season	40, at Kansas (1/28/18)
Career	40, at Kansas (1/28/18)

MISCELLANEOUS CAREER STATS

Double-Figure Scoring Games	30
20+ Point Games	8
Double-Figure Rebounding Games	7
Double-Doubles	7
5+ Rebound Games	32
5+ Assist Games	1
5+ Steal Games	2
2+ Steal Games	14
5+ Block Games	2
2+ Block Games	11
2+ 3-Pt FGs Made	3

6

Williams registered a career-high six double-doubles during the 2017-18 season. She tallied three during Big 12 action and one in the WNIT.

CAREER

10th in school history for career field goal percentage (247-475, .520)... Needs 18 blocks to move into the top-10 in program history for career blocked shots... Needs 374 points to reach 1,000 career points.

SOPHOMORE (2017-18)

2018 All-Big 12 Honorable Mention... Fourth sophomore in program history with 500 or more points and 200 or more rebounds... Sixth sophomore in program history to score 500 or more points... Established new career season-highs in every statistical category... Played in and started all 34 games despite playing her first complete season with K-State volleyball... Carded 1,063 minutes of playing time (31.3 mpg)... Ranked 15th in the Big 12 in minutes per game... Second on the team in scoring with 501 points (14.7 ppg) on a team-high .536 field goal percentage (199-of-371)... Ranked 12th in the Big 12 in scoring and seventh in the league in field goal percentage... Ranked 40th in the nation in field goal percentage... Tallied a 14-of-47 (.298) effort from 3-point range... Notched a team-high free throw percentage (.856; 89-of-104)... Ranked third in the Big 12 in free throw percentage... Ranked 35th in the nation in free throw percentage... Ended the season with 31 consecutive free throws made... Improved her scoring average by 11.0 points from 2016-17 to 2017-18, which is the third-largest increase from one season to the next in school history and the fifth-highest in the nation in 2017-18... Scored 20 or more points in a game nine times... Second on the team in rebounding with 241 (7.1 rpg) and led the team with 84 offensive rebounds (2.5 orgp)... Ranked eighth in the Big 12 in rebounds per game... Ranked ninth in the Big 12 in offensive rebounds per game (2.5 orgp) and ranked 10th in defensive rebounds per game (4.6 drpg)... Registered 17 games with 15 or more points and five or more rebounds... Handed out 39 assists (1.1 apg)... Defensively, she led K-State with 47 blocks (1.4 bpg) and was third on the team in steals with 50 (1.5 spg)... Ranked sixth in the Big 12 in blocks per game... Ranked 14th in the Big 12 in steals per game... Tallied a team-high six double-doubles... Averaged 21.3 points on

a .528 field goal percentage and 11.0 rebounds in the Postseason WNIT... Registered second career double-double with 12 points, 10 rebounds and three blocks against Florida A&M (11/17)... Tallied a career-high 19 points on 7-of-11 shooting and added eight rebounds, three blocks, two steals and two assists against Penn

WILLIAMS STRONG FROM THE FOUL LINE

- **Peyton Williams** improved from the charity stripe in her second season.
- In the 2017-18 season, Williams was 89-of-104 (.856) from the foul line to rank third in the Big 12 and 35th in the nation. She set career season-highs for made and attempted free throws. She made five or more free throws in seven games.
- Williams ranks tied for sixth in program history for free throw percentage in a season.
- Williams will carry a streak of 31 consecutive free throws made, which started at Texas on Feb. 10, into the 2018-19 season. Her streak is the second-longest in program history.
- For her career, Williams is shooting .792 (118-of-149). Williams needs one attempt to rank among K-State's career free throw percentage. Her .792 free throw percentage would rank seventh in program history.

K-STATE SINGLE SEASON FREE THROW PCT (MIN. 60 ATT.)

1. Laurie Koehn (2001-02)895 (94-105)
2. Kendra Wecker (2003-04)894 (59-66)
3. Kimberly Dietz (2005-06)867 (65-75)
4. Kendra Wecker (2002-03)864 (76-88)
5. Kindred Wesemann (2016-17)860 (92-107)
6. Kendra Wecker (2004-05)856 (89-104)
- Peyton Williams (2017-18)856 (89-104)**
8. Kendra Wecker (2001-02)851 (86-101)
9. Gayla Williams (1980-81)848 (56-66)
10. Brittany Chambers (2009-10)844 (65-77)
11. Kristin Rethman (2000-01)841 (69-82)



WILLIAMS AMONG BEST SOPHOMORES IN BIG 12

In addition to setting career season-highs in every statistical category, Peyton Williams was among the top sophomores in the Big 12.

- Williams was one of two sophomores in the Big 12 (Lauren Cox, Baylor) in 2017-18 to rank among the top 15 in the league in scoring, field goal percentage and rebounding.
- Williams was the fourth player in program history to register 500 or more points and 200 or more rebounds in her sophomore season. She was the first sophomore to achieve this milestone since Kendra Wecker in the 2002-03 season.

500+ PTS/200+ REBS IN K-STATE HISTORY - SOPH. SEASON

Player (Season)	Pts	Rebs
Peyton Williams (2017-18)	501	241
Kendra Wecker (2002-03)	646	281
Nicole Ohlde (2001-02)	610	262
Tammie Romstad (1979-80)	686	337

State (11/25)... Carded 13 points on 6-of-12 shooting, and nine rebounds at Missouri (11/30)... Recorded a career-high 25 points on 9-of-15 shooting and 6-of-7 from the foul line against Little Rock (12/16)... Added seven rebounds and a block to her final line against the Trojans... Notched her second double-double of the season with 15 points and 10 rebounds against Chicago State (12/18)... Recorded 21 points on 8-of-14 shooting and added six rebounds and two steals against UNI (12/21)... Carded 15 points, nine rebounds, five steals and two assists at Oklahoma State (12/31)... Notched 22 points on 9-of-16 shooting, 10 rebounds and two steals at West Virginia (1/3)... Carded 15 points, 11 rebounds, five blocks and two steals at Iowa State (1/10)... Notched 23 points on 10-of-17 shooting and eight rebounds against Oklahoma (1/17)... Registered 23 points on 9-of-16 shooting, eight rebounds and five blocks at Kansas (1/28)... Carded 19 points and 10 rebounds against Texas Tech (2/7)... Finished with 21 points, including an 8-of-8 effort from the free throw line, nine rebounds, a block and a steal at TCU (2/17)... Notched 18 points, six rebounds, five steals and a block against West Virginia (2/20)... Recorded 21 points, five rebounds, three assists and three blocks against Kansas (2/24)... Carded 14 points, six rebounds and two

80.0

Percentage of Williams' career points scored during the 2017-18 season with her new career-high of 501 total points.

67.7

Percentage of Williams' career rebounds during the 2017-18 season with her new career-high of 241.





blocks against Kansas in the first round of the Big 12 Championships (3/2)... Registered 10 points, six rebounds, two blocks and one steal against Baylor in the quarterfinals of the Big 12 Championships (3/3)... Tallied 21 points on 10-of-20 shooting, eight rebounds and two steals against Saint Louis in the first round of the 2018 Postseason WNIT (3/15)... Led K-State with 24 points on 10-of-14 shooting and also pulled in seven rebounds with two blocks and two steals against Utah in the second round of the 2018 Postseason WNIT (3/18).

FRESHMAN (2016-17)

Played in 34 games, started 23 and registered 543 minutes (16.0 mpg)... Scored 125 points (3.7 ppg), including four games with 10 or more points... Shot 48-of-104 (.462) from the field and 29-of-45 (.644) from the foul line... Hauled in 115 rebounds (3.4 rpg)... Had nine games with five or more rebounds... Handed out 29 assists... Tallied six blocks and 11 steals... Started her first career game at K-State, vs. Chicago State (11/11)... In her first game, she carded a double-double of 15 points on 6-of-10 shooting and 12 rebounds... She is the first player to register a double-double in her K-State career debut since Kendra Wecker in 2001... Carded

11 points and five rebounds off the bench against Auburn (12/1)... Recorded six points and three rebounds at Omaha (12/4)... Tallied 10 points, five rebounds, an assist, a block and a steal against Texas Tech (1/7)... Registered seven points on 3-of-3 shooting and four rebounds at Oklahoma State (1/14)... Notched 12 points, five rebounds, two assists and a steal at Texas Tech (2/1)... Carded two points and seven rebounds at Texas (2/4).

HIGH SCHOOL

Ranked as the No. 64 player in the nation by Prospects Nation... Ranked as the No. 20 forward in the nation by ESPN Hoopgurlz... Fourth player in program history from Topeka, Kansas... Scored over 1,500 points in career... Was the MCAA MVP in both basketball and volleyball her senior year... Named All-MCAA in all five seasons of her career... Finished her senior season with 15.5 points and 12.6 rebounds per game... Averaged 19.3 ppg & 13.1 rpg in 2014-15 in leading Lions to state runner-up finish in KCAA... Set the scoring record for the Burlington Tournament with 37 points against Labette County... In 2013-14, averaged 22.2 ppg, 14.1 rpg, 5.1 spg & 2.3 bpg in leading Cair Paravel to the KCAA state title.

PERSONAL

Born April 27, 1998... Daughter of Eric Williams and Kim Fertig; stepdaughter of Todd Fertig and Heidi Williams... Uncle, Matt, was a men's golf letter winner at K-State from 2000-02... Has one sibling, Carter... Major is anthropology.

Former Wildcats That Wore #11

Antoinette Taylor (2014-16)
 Chantay Caron (2010-14)
 Shalondra Booker (2000-02)
 Dawn Stoehr (1988-90)
 Susan Green (1983-87)
 Andrea James
 Melanie Lees (1980-81)

WILLIAMS' CAREER STATISTICS

YEAR	G-GS	MIN-AVG.	FGM-FGA	PCT	3PT-A	PCT	FTM-FTA	PCT	O-D-T	AVG	PF-D	A	TO	BLK	ST	PTS-AVG
2016-17	34-23	543-16.0	48-104	.462	0-1	.000	29-45	.644	45-70-115	3.4	20-0	29	32	6	11	125-3.7
2017-18	34-34	1063-31.3	199-371	.536	14-47	.298	89-104	.856	84-157-241	7.1	65-1	39	42	47	50	501-14.7
TOTAL	68-57	1606-23.6	247-475	.520	14-48	.292	118-149	.792	129-227-356	5.2	85-1	68	74	53	61	626-9.2

WILLIAMS' CAREER BIG 12 CONFERENCE STATISTICS

YEAR	G-GS	MIN	FGM-FGA	PCT	3PT-A	PCT	FTM-FTA	PCT	O-D-T	AVG	PF-D	A	TO	BLK	ST	PTS-AVG
2016-17	18-11	274-15.2	23-47	.489	0-0	.000	13-22	.591	18-32-50	2.8	8-0	18	15	3	8	59-3.3
2017-18	18-18	595-33.1	113-206	.549	7-27	.259	45-56	.804	43-81-124	6.9	38-1	22	24	24	31	278-15.4
TOTALS	36-29	869-24.1	136-253	.538	7-27	.259	58-78	.743	61-113-174	4.8	46-1	40	39	27	39	337-9.4

WILLIAMS' CAREER POSTSEASON STATISTICS

YEAR	G-GS	MIN	FGM-FGA	PCT	3PT-A	PCT	FTM-FTA	PCT	O-D-T	AVG	PF-D	A	TO	BLK	ST	PTS-AVG
Big 12	4-4	98-24.5	10-28	.357	2-4	.500	6-7	.857	5-14-19	4.8	5-0	1	5	4	3	28-7.0
NCAA	2-2	23-11.5	4-6	.667	0-0	.000	1-1	1.000	2-0-2	2.0	0-0	1	1	0	0	9-4.5
WNIT	3-3	103-34.3	28-53	.528	2-5	.400	6-6	1.000	13-20-33	11.0	4-0	7	6	4	5	64-21.3
TOTALS	9-9	224-24.9	42-87	.483	4-9	.444	13-14	.929	20-34-54	6.0	9-0	9	12	8	8	101-11.2



25 | JASAUEN BEARD

Forward | 5-11 | R-JR. - TR | Midwest City, Okla. (UTRGV/South Plains College/Oral Roberts/Midwest City HS)



BEARD'S CAREER AVERAGES

PPG	FG Pct.
6.2	.342
RPG	APG
1.5	0.3
BPG	SPG
0.7	1.5

27.0

Jasauen Beard was active in getting to the free throw line during her time at Oral Roberts in the 2015-16 season.

- In her six games with the Golden Eagles, Beard tallied 16 free throw attempts in 101 minutes of action.
- She tallied 27.0 percent of her point total from the charity stripe.

GET TO KNOW JASAUEN

What song or artist is in heavy rotation for you right now and why?

March Madness by Future is always going to be my favorite song and will always be on repeat for me.

If you were given two airplane tickets to go anywhere in the world, where would you go and who would you take?

I would go to Jamaica and I would take my best friend, JordiiJane.

Who is the most famous person you have ever met and where?

I met Russell Westbrook when the OKC Thunder first came to Oklahoma when I was in middle school at one of the Midwest City High School girl's basketball games.

Points	
2017-18 Season	-
Career	11, vs. Evangel (11/14/15)
Field Goals Made/Attempted	
2017-18 Season	-
Career	4, at Tulsa (11/20/15)/ 11, at Tulsa (11/20/15)
3-pt. Field Goals Made/Attempted	
2017-18 Season	-
Career	1, at Grand Canyon (11/16/15)/ 2, three times
Free Throws Made/Attempted	
2017-18 Season	-
Career	5, vs. Evangel (11/14/15)/ 9, vs. Evangel (11/14/15)
Rebounds	
2017-18 Season	-
Career	4, at Tulsa (11/20/15)
Assists	
2017-18 Season	-
Career	2, vs. Little Rock (11/24/15)
Blocks	
2017-18 Season	-
Career	2, vs. Little Rock (11/24/15)
Steals	
2017-18 Season	-
Career	4, twice
Minutes	
2017-18 Season	-
Career	25, twice

MISCELLANEOUS CAREER STATS

Double-Figure Scoring Games	1
20+ Point Games	0
Double-Figure Rebounding Games	0
Double-Doubles	0
5+ Rebound Games	0
5+ Assist Games	0
2+ Steal Games	2
2+ Block Games	1
2+ Made 3-Pt. FGs	0

- Second player in program history from Midwest City, Oklahoma (Mariah White).

JUNIOR (2017-18)

Joined UTRGV in the spring semester while sitting out the season.

SOPHOMORE (2016-17)

National Junior College Athletic Association (NJCAA) All-Region 5 Division I selection... All-Western Junior College Athletic Conference (WJCAC) First Team and WJCAC Newcomer of the Year honors.... Ranked number seven in the nation among junior college small forwards and number 26... Played in and started 34 games at South Plains College... Registered 749 minutes (22.0 mpg)... Led the team in scoring with 13.6 points per game (461 points)... Scored in double figures in 25 games, including seven games with 20 or more points... Shot 187-of-386 from the field (.484)... Tallied a 78-of-107 (.729) effort from the free throw line... Led the



team in rebounding with 238 (7.0 rpg)... Recorded seven games with 10 or more rebounds... Dished out 57 assists (1.7 apg)... Pocketed 48 steals (1.4 spg)... Sent back 25 shots (0.7 bpg).

REDSHIRT FRESHMAN (2015-16)

Played in six games for Oral Roberts... Registered 101 total minutes of play (16.8 mpg)... Averaged 6.2 points (37 points) on .342 shooting (13-of-38)... Finished 10-of-16 (.625) from the free throw line... Averaged 1.5 rebounds (9 rebounds)... Carded nine steals (1.5 spg) and four blocks (0.7 bpg)... Tallied a career-high 11 points on 3-of-10 shooting and 5-of-9 from the free throw line against Evangel (11/14)... Also set career-high with four steals against Evangel... Carded nine points on 3-of-6 shooting at Grand Canyon (11/16)... Registered nine points on 4-of-11 shooting and four rebounds at Tulsa (11/20)... Filled the stat sheet against Little Rock (11/24) with six points, two rebounds, four steals, two blocks and two assists.

FRESHMAN (2014-15)

Took a redshirt in her first season at Oral Roberts.

HIGH SCHOOL

McDonald's All-American Nominee and All-State honoree as a senior after leading her team to the quarterfinals of the Oklahoma Secondary School Activities Association Class 6A State Tournament while averaging 12.3 points and 1.8 blocks per game ... Led her team to the Class 6A State Championship Game as a sophomore ... During career, earned All-Conference honors three times and All-City recognition twice ... Finished with 975 points ... Also ran track & field, qualifying for the state meet three times.

PERSONAL

Born on September 27, 1995... Daughter of Darrick Beard and Kimberly Johnson and Sharhonda Beard... Has six siblings... Major is communication studies.

Former Wildcats That Wore #25

Stacey Malone (2012-15)
Danielle Zanolli (2005-09)
Missy Decker (1993-97)
Sheila Hubert (1984-86)
Marilee Drouhard (1981-82)
Beckie Smatana

BEARD'S CAREER STATISTICS																
YEAR	G-GS	MIN-AVG.	FGM-FGA	PCT	3PT-A	PCT	FTM-FTA	PCT	O-D-T	AVG	PF-D	A	TO	BLK	ST	PTS-AVG
2014-15 (ORU)							Redshirt - Did Not Play									
2015-16 (ORU)	6-0	101-16.8	13-38	.342	1-7	.143	10-16	.625	1-8-9	1.5	14-1	2	11	4	9	37-6.2
2017-18 (UTRGV)							Did Not Play									
TOTAL	6-0	101-16.8	13-38	.342	1-7	.143	10-16	.625	1-8-9	1.5	14-1	2	11	4	9	37-6.2
BEARD'S CAREER CONFERENCE STATISTICS																
YEAR	G-GS	MIN	FGM-FGA	PCT	3PT-A	PCT	FTM-FTA	PCT	O-D-T	AVG	PF-D	A	TO	BLK	ST	PTS-AVG
2014-15 (ORU)							Redshirt - Did Not Play									
2015-16 (ORU)							Did Not Play									
2017-18 (UTRGV)							Did Not Play									
TOTAL	-	-	-	-	-	-	-	-	-	-	-	-	-	-	-	-



2 | CYMONE GOODRICH

Guard | 5-10 | SO. - 1L | Chicago, Ill. (South Shore International Prep)



25.4

Cymone Goodrich made her K-State debut in the 2017-18 season and registered three games with 10 or more points.

- In her three games with 10 or more points, Goodrich registered 25.4 percent (33 points) of her overall point total (130 points).
- She notched five games with eight or more points scored including a career-high 12 at Oklahoma State on Dec. 31, 2017.

26

Cymone Goodrich tallied a pair of solid scoring four-game stretches during the 2017-18 season.

- In those four-game runs, Goodrich tallied 26 total points for an average of 6.5 points per game.
- She carded two of her three games with 10 or more points during the streak with 11 at Missouri on Nov. 30 and 10 against UT Arlington on Dec. 6.

TOP 4-GAME STRETCHES FOR GOODRICH (2017-18 SEASON)

Dates	Points.....	PPG
Nov. 24-Dec. 6	26	6.5
Nov. 30-Dec. 18	26	6.5
Nov. 10-24	21	5.3
March 3-23	21	5.3

60.0

Cymone Goodrich shouldered some of the offensive initiation duties to begin the 2017-18 season.

- In K-State's 16 non-conference games, Goodrich handed out 15 assists or 60.0 percent of her overall season total of 25.
- Against Chicago State on Dec. 18, Goodrich handed out a career-high five assists.

GOODRICH'S CAREER AVERAGES

PPG

3.9

FG Pct.

.293

RPG

1.2

APG

0.8

3FG Pct.

.293

SPG

0.6



Points	
2017-18 Season	12, at Oklahoma State (12/31/17)
Career	12, at Oklahoma State (12/31/17)

Field Goals Made/Attempted	
2017-18 Season	5, twice/ 11, at Oklahoma State (12/31/17)
Career	5, twice/ 11, at Oklahoma State (12/31/17)

3-pt. Field Goals Made/Attempted	
2017-18 Season	2, at Baylor (1/20/18)/ 5, vs. Saint Louis (3/15/18)
Career	2, at Baylor (1/20/18)/ 5, vs. Saint Louis (3/15/18)

Free Throws Made/Attempted	
2017-18 Season	3, twice/ 6, vs. SFA (11/10/17)
Career	3, twice/ 6, vs. SFA (11/10/17)

Rebounds	
2017-18 Season	4, at Texas Tech (2/26/18)
Career	4, at Texas Tech (2/26/18)

Assists	
2017-18 Season	5, vs. Chicago State (12/18/17)
Career	5, vs. Chicago State (12/18/17)

Blocks	
2017-18 Season	1, vs. Stephen F. Austin (11/10/17)
Career	1, vs. Stephen F. Austin (11/10/17)

Steals	
2017-18 Season	3, vs. UCLA (11/24/17)
Career	3, vs. UCLA (11/24/17)

Minutes	
2017-18 Season	27, vs. UCLA (11/24/17)
Career	27, vs. UCLA (11/24/17)

MISCELLANEOUS CAREER STATS

Double-Figure Scoring Games	3
20+ Point Games	0
Double-Figure Rebounding Games	0
Double-Doubles	0
5+ Rebound Games	0
5+ Assist Games	1
2+ Steal Games	4
2+ Block Games	0
2+ Made 3-Pt. FGs	1

- Third player in program history from the state of Illinois and from Chicago and first since 1985 (Jennifer Jones).

FRESHMAN (2017-18)

Saw action in 33 games and made three starts... Played a total of 552 minutes (16.7 mpg)... Registered 130 points (3.9 ppg), 41 rebounds (1.2 rpg) and 25 assists (0.8 apg)... Shot 46-of-157 (.293) from the field, including 17-of-58 (.293) from 3-point range... Carded a 21-of-34 (.618) effort from the free throw line... Pocketed 19 steals and blocked one shot... Ranked 14th in the Big 12 among the league's freshmen in scoring... Ranked 11th in the Big 12 among the league's freshmen in 3-point field goal percentage... Ranked 12th in the Big 12 among the league's freshmen in steals... Finished with three games of 10 or more points... Made her K-State debut in the starting lineup against Stephen F. Austin



(11/10) with five points, one rebounds, one assist, one block and one steal in 18 minutes... Notched 11 points at Missouri (11/30)... Carded 10 points in 16 minutes against UT Arlington (12/6)... Tallied 12 points on 5-of-11 shooting in 22 minutes at Oklahoma State (12/31)... Came off the bench to add seven points on 3-of-6 shooting, two rebounds, one assist and one steal at Kansas (1/28)... Carded six points, three rebounds, an assist and a steal at Oklahoma (1/31)... Registered four points, a career-high four rebounds, two assists and a steal at Texas Tech (2/26)... Tallied eight points, two rebounds, two assists and two steals against Baylor in the quarterfinals of the Big 12 Championship (3/3).

HIGH SCHOOL

Ranked as the No. 28 guard in the nation by ESPNU Hoopgurlz... Ranked as the No. 98 overall player in the nation by ESPNU Hoopgurlz... Ranked as the No. 100 overall player in the nation by Girls BB Report... Ranked as the No. 24 guard in the nation by Prospects Nation... Ranked as the No. 102 overall player in the nation by

Prospects Nation... Ranked as the No. 145 player in the nation by Blue Star BB Report... 2017 McDonald's All-American nominee (Illinois)... 2017 IHSA Class 3A All-State Second Team... Three-time All-Chicago Public League selection... 2016 Chicago Public League All-City selection... 2016 IBCA Class 3A All-State honorable mention... Averaged 16.2 ppg, 6.0 rpg, 3.0 apg & 3.0 spg in her career... Third player in K-State WBB history from the state of Illinois... Letterwinner in track and field and softball at South Shore... In 2014, a city qualifier in the long jump.

PERSONAL

Born June 25, 1999... Daughter of Corey and La Deana Goodrich... Has one brother, Corey Goodrich, Jr.... Major is kinesiology.

Former Wildcats That Wore #2

Erica Young (2013-17)
Brittany Chambers (2009-13)
Kelsey Nelson (2007-09)

GOODRICH'S CAREER STATISTICS																
YEAR	G-GS	MIN-AVG.	FGM-FGA	PCT	3PT-A	PCT	FTM-FTA	PCT	O-D-T	AVG	PF-D	A	TO	BLK	ST	PTS-AVG
2017-18	33-3	552-16.7	46-157	.293	17-58	.293	21-34	.618	7-34-41	1.2	36-0	25	46	1	19	130-3.9
TOTAL	33-3	552-16.7	46-157	.293	17-58	.293	21-34	.618	7-34-41	1.2	36-0	25	46	1	19	130-3.9
GOODRICH'S CAREER BIG 12 CONFERENCE STATISTICS																
YEAR	G-GS	MIN	FGM-FGA	PCT	3PT-A	PCT	FTM-FTA	PCT	O-D-T	AVG	PF-D	A	TO	BLK	ST	PTS-AVG
2017-18	18-2	296-16.4	23-80	.288	9-29	.310	6-8	.750	4-18-22	1.2	22-0	10	23	0	6	61-3.4
TOTALS	18-2	296-16.4	23-80	.288	9-29	.310	6-8	.750	4-18-22	1.2	22-0	10	23	0	6	61-3.4
GOODRICH'S CAREER POSTSEASON STATISTICS																
YEAR	G-GS	MIN	FGM-FGA	PCT	3PT-A	PCT	FTM-FTA	PCT	O-D-T	AVG	PF-D	A	TO	BLK	ST	PTS-AVG
Big 12	2-0	36-18.0	2-9	.222	1-4	.250	4-5	.800	1-2-3	1.5	2-0	2	3	0	2	9-4.5
WNIT	3-0	48-16.0	4-18	.222	2-9	.222	3-4	.750	1-2-3	1.0	3-0	3	3	0	2	13-4.3
TOTALS	5-0	84-16.8	6-27	.222	3-13	.231	7-9	.778	2-4-6	1.2	5-0	5	6	0	4	22-4.4



40 | MAARY LAKES

Center | 6-4 | SO. - 1L | Peoria, Ill. (Manual HS)

LAKES' TROPHY CASE

- 2018 Student-Athlete Development Award



Maary Lakes established herself as a defensive presence during her time on the floor in Big 12 action.

- Of her 17 total blocks, Lakes registered seven blocked shots in Big 12 action which stands as 41.2 percent of her total blocks in league play.
- She notched her career-high with two blocks against both Texas (1/7) and Kansas (2/24).

46.2

Maary Lakes, in addition to blocking shots, displayed quick hands on the defensive end.

- Lakes pocketed six steals in Big 12 action, which were 46.2 percent of her season total.

60.4

Maary Lakes provided a post scoring option for K-State off the bench in her rookie season in 2017-18, especially in non-conference matchups.

- Lakes recorded 32 of her 53 points in non-conference games, which was 60.4 percent of her total for the season.
- Lakes registered her season-high of nine points against Chicago State on December 18.
- In non-conference action, Lakes shot .393 from the field (11-of-28).



Maary Lakes utilized her low post skills to finish around the rim in 2017-18.

- Lakes tallied 17 of her 19 made field goals, 89.5 percent of her overall made field goals, from inside the paint.
- Of her overall point total of 53 points, Lakes registered 34 points in the lane or 64.2 percent of her overall points scored from inside the lane. If you remove free throws from her point total, Lake tallied 34 of the 38 remaining points from in the paint.

LAKES' CAREER AVERAGES

PPG

1.6

FG Pct.

.388

RPG

2.1

APG

0.0

BPG

0.5

SPG

0.4



Points	
2017-18 Season	9, vs. Chicago State (12/18/17)
Career	9, vs. Chicago State (12/18/17)

Field Goals Made/Attempted	
2017-18 Season	4, vs. Chicago St. (12/18)/ 10, vs. Chicago St. (12/18)
Career	4, vs. Chicago St. (12/18)/ 10, vs. Chicago St. (12/18)

3-pt. Field Goals Made/Attempted	
2017-18 Season	-/-
Career	-/-

Free Throws Made/Attempted	
2017-18 Season	2, five times/ 6, at Texas (2/10/18)
Career	2, five times/ 6, at Texas (2/10/18)

Rebounds	
2017-18 Season	7, vs. Chicago State (12/18/17)
Career	7, vs. Chicago State (12/18/17)

Assists	
2017-18 Season	-
Career	-

Blocks	
2017-18 Season	2, five times
Career	2, five times

Steals	
2017-18 Season	2, vs. Chicago State (12/18/17)
Career	2, vs. Chicago State (12/18/17)

Minutes	
2017-18 Season	21, vs. Chicago State (12/18/17)
Career	21, vs. Chicago State (12/18/17)

MISCELLANEOUS CAREER STATS

Double-Figure Scoring Games	0
20+ Point Games	0
Double-Figure Rebounding Games	0
Double-Doubles	0
5+ Rebound Games	2
5+ Assist Games	0
2+ Steal Games	1
2+ Block Games	5

- Fourth letter winner in program history from the state of Illinois and the first from outside of Chicago.

FRESHMAN (2017-18)

Played in 33 games with three starts... Carded 259 minutes of action (7.8 mpg)... Tallied 53 points (1.6 ppg) on 19-of-49 shooting (.388)... Ranked 15th in the Big 12 among the league's freshmen in field goal percentage... Was 15-of-31 (.484) from the foul line... Pulled in 70 rebounds (2.1 rpg)... Ranked 16th in the Big 12 among the league's freshmen in rebounding... Blocked 17 shots (0.5 bpg) and pocketed 13 steals (0.4 spg)... Ranked fifth in the Big 12 among the league's freshmen for blocks per game... Made her K-State debut against Stephen F. Austin (11/10) and tallied three points, two rebounds, two blocks and a steal... Registered six points, one rebound, one assist and one steal in six minutes



of action against Penn State (11/25)... Made her first career start against Chicago State (12/18) and tallied nine points, seven rebounds, two blocks and two steals... Registered five points, two rebounds and a block in six minutes against Texas Tech (2/7)... Tallied four points, three rebounds and a block at Texas (2/10)... Added two points, five rebounds and a steal in six minutes off the bench at TCU (2/17).

HIGH SCHOOL

Ranked as the No. 14 post in the nation by ESPNU Hoopgurlz... Ranked as the No. 200 player in the nation by Blue Star BB Report... Ranked as the No. 244 player in the nation by Girls BB Report... 2015 Peoria Journal Star Large-School Girls All-Star Third Team... Fourth player in K-State WBB history from the state of Illinois.

PERSONAL

Major is psychology.

Former Wildcats That Wore #40

JoAnn Hamlin (2005-06)

Amy Frei

Leann Kuebelbeck (1984-87)

Karen Franklin (1982-84)

GET TO KNOW MARY

Why did you choose your major? How do you hope to use your major to achieve your goals in the next 10-15 years?

I chose my major because of my personality. I am great with kids and I want to inspire and help more kids as I get older.

What song or artist is in heavy rotation for you right now?

I listen to gospel music a lot so it would be Father Can You Hear Me because I get soft when I hear it. I don't know why but I do and if I am upset and listen to it, it calms me down.

Who is the most famous person you have ever met and where?

Candace Parker at one of her WNBA games.

LAKES' CAREER STATISTICS																
YEAR	G-GS	MIN-AVG.	FGM-FGA	PCT	3PT-A	PCT	FTM-FTA	PCT	O-D-T	AVG	PF-D	A	TO	BLK	ST	PTS-AVG
2017-18	33-3	259-7.8	19-49	.388	0-0	.000	15-31	.484	24-46-70	2.1	72-4	1	24	17	13	53-1.6
TOTAL	33-3	259-7.8	19-49	.388	0-0	.000	15-31	.484	24-46-70	2.1	72-4	1	24	17	13	53-1.6
LAKES' CAREER BIG 12 CONFERENCE STATISTICS																
YEAR	G-GS	MIN	FGM-FGA	PCT	3PT-A	PCT	FTM-FTA	PCT	O-D-T	AVG	PF-D	A	TO	BLK	ST	PTS-AVG
2017-18	17-1	116-6.8	8-21	.381	0-0	.000	5-13	.385	8-20-28	1.6	31-1	0	12	7	6	21-1.2
TOTALS	17-1	116-6.8	8-21	.381	0-0	.000	5-13	.385	8-20-28	1.6	31-1	0	12	7	6	21-1.2
LAKES' CAREER POSTSEASON STATISTICS																
YEAR	G-GS	MIN	FGM-FGA	PCT	3PT-A	PCT	FTM-FTA	PCT	O-D-T	AVG	PF-D	A	TO	BLK	ST	PTS-AVG
Big 12	2-0	18-9.0	1-2	.500	0-0	.000	0-0	.000	0-2-2	1.0	7-0	0	2	0	0	2-1.0
WNIT	3-0	20-6.7	1-2	.500	0-0	.000	0-0	.000	2-2-4	1.3	9-1	0	0	1	1	2-0.7
TOTALS	5-0	38-7.6	2-4	.500	0-0	.000	0-0	.000	2-4-6	1.2	16-1	0	2	1	1	4-0.8



12 | RACHEL RANKE

Guard | 6-1 | SO. - 1L | Burnsville, Minn. (Eastview HS)

RANKE'S TROPHY CASE

- 2018 Big 12 All-Freshman Team
- 2018 *Waco Tribune* Big 12 All-Freshman Team
- 2018 Most Improved Award
- Big 12 Freshman of the Week (Feb. 28)
- Big 12 Freshman of the Week (Feb. 26)
- Big 12 Freshman of the Week (Nov. 20)

89

In her debut season in 2017-18, **Rachel Ranke** became the second freshman in program history to make 70 or more 3-point field goals in a season and ranked second with her 89 connections; trailing only Laurie Koehn's school record of 122 from the 2001-02 season.

- Ranke led the Big 12 in 3-point field goals made in both overall games and league-only games.
- Ranke was second in the nation among NCAA Division I freshmen for 3-point field goals made.

NCAA D-I FRESHMEN 3-PT FGS MADE (2017-18 SEASON)

Rk	Player (School)	3-pt FGsM
1.	Destiny Pitts (Minnesota)	90
2.	Rachel Ranke (K-State)	89
3.	Milan Bolden-Morris (Boston College)	80
4.	Victoria Morris (Old Dominion)	79
5.	Emily Kmec (Lipscomb)	76
	Aisha Sheppard (Virginia Tech)	76

68.1

Rachel Ranke poured in 89 three-point field goals during her freshman season with the Wildcats.

- Of her 392 points scored during the 2017-18 season, 68.1 percent came from behind the 3-point line.
- The 2018 Big 12 All-Freshman Team recipient is the first Wildcat to score 350 or more points in a season since 2014-15.
- Ranke is one of two players in program history, joining Laurie Koehn (2001-02), to score 300 or more points in a season and have 60 percent or more of her points recorded from beyond the arc.

300+ PTS/60% OF PTS FROM 3 (K-STATE ONLY)


Rk	Player (Season)	Pct.
1.	Rachel Ranke (2017-18)	68.1
2.	Laurie Koehn (2001-02)	61.0

Former Wildcats That Wore #12

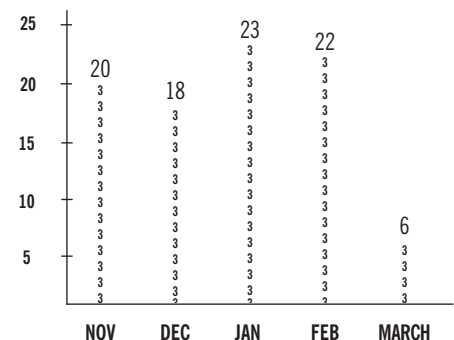
Kelly Thomson (2012-17)
Taelor Karr (2009-11)
Kristin Rethman (1998-02)
Allison Chonko (1995-96)
Dee Ella Lewis
Betsy Sloan (1979-83)

RANKE'S CAREER AVERAGES

PPG	FG Pct.
11.5	.342
3FG Pct.	RPG
.320	3.6
APG	SPG
1.1	1.0



RANKE'S 3-POINT FIELD GOALS MADE BY MONTH



During her first five months of her collegiate career, **Rachel Ranke** provided a consistent threat from beyond the arc in each month.

- Ranke averaged 17.8 three-point field goals made per month and registered a high of 23 made in the month of January.
- In February, Ranke averaged 3.1 three-point field goals made in the month, her highest per game month from the 2017-18 season.
- Overall, Ranke averaged 2.6 three-point field goals made per game and finished second in the Big 12.

Points	
2017-18 Season	26, at Texas Tech (2/26/18)
Career	26, at Texas Tech (2/26/18)

Field Goals Made/Attempted	
2017-18 Season	9, at Texas Tech (2/26/18)/ 18, vs. Chicago St. (12/18)
Career	9, at Texas Tech (2/26/18)/ 18, vs. Chicago St. (12/18)

3-pt. Field Goals Made/Attempted	
2017-18 Season	7, vs. Chicago St. (12/18)/ 15, vs. Chicago St. (12/18)
Career	7, vs. Chicago St. (12/18)/ 15, vs. Chicago St. (12/18)

Free Throws Made/Attempted	
2017-18 Season	4, twice/ 4, six times
Career	4, twice/ 4, six times

Rebounds	
2017-18 Season	10, vs. Saint Louis (3/15/18)
Career	10, vs. Saint Louis (3/15/18)

Assists	
2017-18 Season	4, three times
Career	4, three times

Blocks	
2017-18 Season	2, twice
Career	2, twice

Steals	
2017-18 Season	5, vs. UT Arlington (12/6/17)
Career	5, vs. UT Arlington (12/6/17)

Minutes	
2017-18 Season	37, vs. Omaha (11/13/17)
Career	37, vs. Omaha (11/13/17)

MISCELLANEOUS CAREER STATS

Double-Figure Scoring Games	21
20+ Point Games	5
Double-Figure Rebounding Games	1
Double-Doubles	1
5+ Rebound Games	9
5+ Assist Games	0
5+ Steal Games	1
2+ Steal Games	10
2+ Block Games	2
4+ Made 3-Pt. FGs	9
2+ Made 3-Pt. FGs	24

- 12th player in program history from the state of Minnesota and the first since 2013 (Brittany Chambers).

FRESHMAN (2017-18)

2018 Big 12 All-Freshman Team... Played in 34 games with 27 starts... Logged 1,072 minutes (31.5 mpg)... Ranked 16th in the Big 12 in minutes played per game... Registered 392 points (11.5 ppg) on 130-of-380 (.342) shooting from the field... Ranked 27th in the Big 12 in scoring... Among the Big 12 freshmen, ranked fourth in scoring... Ninth K-State freshman to score 350 or more points in her debut season... Was 89-of-278 (.320) from beyond the arc... Notched the second-highest total of 3-point field goals made and attempted by a freshman in school history... Second

in the nation among all freshmen in 3-point field goals made... Led all freshmen in the nation in 3-point field goals attempted... Second in the Big 12 in 2017-18 in 3-point field goals made per game and led the Big 12 in 3-point field goals made... Her total of 89 3-point field goals made ranks seventh in program history for a single season... Her 278 attempts from deep ranks third in program history for a season... Only freshman in the Big 12 to make 60 or more 3-point field goals in 2017-18... Ranked 10th among the Big 12's freshmen for 3-point field goal percentage... Tallied a 43-of-55 (.782) effort from the free throw line... Ranked third in the Big 12 among the league's freshmen in free throw percentage... Pulled in 121 rebounds (3.6 rpg)... Ranked tied for fifth among the league's freshmen for rebounding per game... Dished out 39 assists (1.1 apg)... Ranked 10th among the Big 12's freshmen for assists per game... Pocketed 35 steals (1.0 spg)... Ranked tied for third in the Big 12 among the league's freshmen in steals per game... Recorded nine blocked shots... Had eight games with 15 or more points including five with 20 or more points... First K-State freshman since 2013-14 to score 20 or more points in five or more games... Tallied one double-double... Averaged 9.0 points and 5.7 rebounds in the Postseason WNIT... Came off the bench to make her K-State debut against Stephen F. Austin (11/10) and registered 10 points, seven rebounds, two assists, two blocks and three steals... Registered 20 points on 7-of-13 shooting, including 6-of-12 from beyond the arc, and two rebounds, one assist, one block and one steal against Omaha (11/13)... First freshman since Laurie Koehn on Feb. 27, 2002, against Missouri with six or more connections from beyond the arc... Notched 23 points on 7-of-15 shooting, including 5-of-11 from beyond the arc against Florida A&M (11/17)... Carded 14 points, four rebounds and three steals at North Texas (11/19)... Tallied 13 points against Little Rock (12/16)... Recorded 14 points, including a 4-of-8 effort from beyond the arc, and four rebounds at Iowa State (1/10)... Notched 16 points and six rebounds against TCU (1/24)... Registered 20 points, including a 4-of-13 effort from beyond the arc against Texas Tech (2/7)... Tallied 19 points including a 5-of-8 effort from beyond the arc, four rebounds, two blocks and two steals against Kansas (2/24)... Recorded a career-high 26 points on 9-of-17 shooting with a 6-of-13 effort from beyond the arc while also tying her career-high with seven rebounds and pocketing two steals at Texas Tech (2/26)... First career double-double with 17 points and 10 rebounds against Saint Louis in the first round of the 2018 Postseason WNIT (3/15).

HIGH SCHOOL

No. 13 wing in the nation by ESPNU Hoopgurlz... No. 58 player overall by ESPNU Hoopgurlz... No. 60 overall player in the nation by Girls Basketball Report... No. 67 player in the nation by Blue Star Basketball Report... No. 20 wing in the nation by Prospects Nation... No. 115 player overall by Prospects Nation... Two-time American Family Insurance All-USA Minnesota Girls Basketball First Team (2016 & 2017)... 2017 ESMARK High School All-American... 2017 McDonald's All-American nominee (Minnesota)... Three-time Class 4A State All-Tournament Team selection (2015, 2016, 2017)... 2017 Minnesota Ms. Basketball Finalist... Two-time Minnesota Girls Basketball Coaches Association (MGBCA) Class 4A All-State selection (2016 & 2017)... 2017 *St. Paul Pioneer Press* East Metro Player of the Year... 2017 *St. Paul Pioneer Press*



All-East Metro Girls Basketball Team... 2017 Minnesota State Girls High School Basketball "Fab Five"... 2017 *Star Tribune* All-Metro Second Team... 2016 *St. Paul Pioneer Press* All-East Metro Girls Basketball Team... During her four seasons with Eastview, she helped the program to an overall record of 113-14... Averaged 15.8 points and 7.3 rebounds in her senior season... Helped Eastview to a third place finish at the Class 4A State Tournament in 2016 and 2017... Paced Eastview to a Class 4A State runner-up finish in 2015 and helped win the Class 4A State Championship in 2014... Career totals: 1,559 points, 242 3-point field goals made, 686 rebounds, 191 steals, 160 assists & 72 blocks.

PERSONAL

Born July 12, 1999... Daughter of Scott and Rose Ranke... Has two older siblings, Jessica and Mitchell... Major is journalism and mass communications.

GET TO KNOW RACHEL

What was the reason for selecting your uniform number?

I have been number 12 my whole life. My birthday is July 12, so that is how I got the idea.

If you were given two airplane tickets to go anywhere in the world, where would you go and who would you take?

Hawaii and I would take any of my best friends.

RANKE'S CAREER STATISTICS																
YEAR	G-GS	MIN-AVG.	FGM-FGA	PCT	3PT-A	PCT	FTM-FTA	PCT	O-D-T	AVG	PF-D	A	TO	BLK	ST	PTS-AVG
2017-18	34-27	1072-31.5	130-380	.342	89-278	.320	43-55	.782	12-109-121	3.6	57-0	39	30	9	35	392-11.5
TOTAL	34-27	1072-31.5	130-380	.342	89-278	.320	43-55	.782	12-109-121	3.6	57-0	39	30	9	35	392-11.5
RANKE'S CAREER BIG 12 CONFERENCE STATISTICS																
YEAR	G-GS	MIN	FGM-FGA	PCT	3PT-A	PCT	FTM-FTA	PCT	O-D-T	AVG	PF-D	A	TO	BLK	ST	PTS-AVG
2017-18	18-14	575-31.9	70-199	.352	51-156	.327	22-28	.786	5-55-60	3.3	38-0	15	19	6	19	213-11.8
TOTALS	18-14	575-31.9	70-199	.352	51-156	.327	22-28	.786	5-55-60	3.3	38-0	15	19	6	19	213-11.8
RANKE'S CAREER POSTSEASON STATISTICS																
YEAR	G-GS	MIN	FGM-FGA	PCT	3PT-A	PCT	FTM-FTA	PCT	O-D-T	AVG	PF-D	A	TO	BLK	ST	PTS-AVG
Big 12	2-2	71-35.5	4-23	.174	2-17	.118	5-6	.833	1-9-10	5.0	2-0	6	0	0	0	15-7.5
WNIT	3-3	80-26.7	9-29	.310	4-15	.267	5-6	.833	3-14-17	5.7	1-0	3	5	0	0	27-9.0
TOTALS	5-5	151-30.2	13-52	.250	6-32	.188	10-12	.833	4-23-27	5.4	3-0	9	5	0	0	42-8.4



33 | ASHLEY RAY

Center | 6-4 | SO. - 1L | Girard, Kan. (Girard HS)



90.7

Ashley Ray was a solid post presence for K-State in her rookie season in 2017-18, especially in non-conference matchups.

- Ray tallied 39 of her 43 points in non-conference games, which was 90.7 percent of her total for the season.
- Ray notched her season-high of nine points against Omaha on November 13 and Chicago State on December 18.
- In non-conference action, Ray shot .583 from the field (14-of-24) including a 4-of-4 effort against Omaha.

78.1

Ashley Ray was a strong presence for K-State on the glass in non-conference games in 2017-18.

- Ray pulled down 25 of her 32 rebounds or 78.1 percent of her total rebounds against non-conference opponents.
- She registered seven total games with two or more rebounds, with six of those contests coming in non-conference play.
- Of her 25 rebounds in non-conference action, Ray was able to snare nine offensive boards.
- Ray tallied her season-high of seven rebounds against Chicago State on December 18.

GET TO KNOW ASHLEY

If you were given two airplane tickets to go anywhere in the world, where would you go and who would you take?

Africa with Peyton.

What was one of the funniest things you did as a kid?

I peed my pants in the second grade and had to wear my teacher's gym shorts the rest of the day.

Who is the most famous person you have ever met and where?

The guitar player from Rascal Flatts, who is from the town I was born in Miama, Oklahoma. My mom dated him when she was in high school.

What song or artist is in heavy rotation for you right now?

Drake. His new album is fire.

RAY'S CAREER AVERAGES

PPG

1.4

FG Pct.

.410

RPG

1.0

APG

0.0

BPG

0.4

SPG

0.2



Points	
2017-18 Season	9, twice
Career	9, twice

Field Goals Made/Attempted	
2017-18 Season	4, twice/ 6, vs. Chicago State (12/18/17)
Career	4, twice/ 6, vs. Chicago State (12/18/17)

3-pt. Field Goals Made/Attempted	
2017-18 Season	-/-
Career	-/-

Free Throws Made/Attempted	
2017-18 Season	4, vs. SFA (11/10/17)/ 4, three times
Career	4, vs. SFA (11/10/17)/ 4, three times

Rebounds	
2017-18 Season	7, vs. Chicago State (12/18/17)
Career	7, vs. Chicago State (12/18/17)

Assists	
2017-18 Season	-
Career	-

Blocks	
2017-18 Season	2, three times
Career	2, three times

Steals	
2017-18 Season	1, four times
Career	1, four times

Minutes	
2017-18 Season	18, twice
Career	18, twice

MISCELLANEOUS CAREER STATS

Double-Figure Scoring Games	0
20+ Point Games	0
Double-Figure Rebounding Games	0
Double-Doubles	0
5+ Rebound Games	1
5+ Assist Games	0
2+ Steal Games	0
2+ Block Games	3

- Shortest last name of any letter winner in program history.

FRESHMAN (2017-18)

Played in 31 games with three starts... Tallied 230 total minutes (7.4 mpg)... Carded 43 points (1.4 ppg) on a .410 field goal percentage (16-of-39) and a .407 free throw percentage (11-of-27)... Ranked 12th among the Big 12's freshmen in field goal percentage... Recorded 32 rebounds (1.0 rpg), 12 blocked shots (0.4 bpg) and five steals (0.2 spg)... Ranked seventh in the Big 12 among the league's freshmen in blocks per game... Came off the bench to make her K-State debut against Stephen F. Austin (11/10) and recorded four points and four rebounds in 10 minutes... Registered nine points, seven rebounds, two blocks and a steal in 18 minutes off the bench against Chicago State (12/18)... Made first career start against UNI (12/21) and tallied five points and two rebounds in nine minutes.



HIGH SCHOOL

Ranked as the No. 43 post in the nation by ESPN Hoopgurlz... Ranked as the No. 193 player in the nation by Blue Star Basketball Report... Selected to play in the 2017 Kansas Basketball Coaches Association (KBCA) All-Star Game... 2017 American Family Insurance All-USA Kansas Girls Basketball Second Team... 2017 *Wichita Eagle* Class 4A DII All-State First Team... 2017 Sports in Kansas Class 4A DII Player of the Year... 2017 Sports in Kansas All-Class First Team... 2016 KBCA Class 4A DII All-State First Team... 2016 *Topeka Capital-Journal* & *Wichita Eagle* Class 4A DII All-State First Team... Led Girard to the 2017 Class 4A DII State title... Earned recognition in volleyball and track and field... In 2016, named to the Kansas Volleyball Coaches Association (KVBA) Class 4A Division II All-Tournament Team... 2014 KVBA honorable mention choice to the Class 4A Division II All-State teams... In track and field, state qualifier in the 200-meter dash in 2014.

PERSONAL

Born November 11, 1998... Daughter of Greg and Amber Ray... Has two brothers, Aaron and Aidan... Major is general human ecology.

Former Wildcats That Wore #33

Jalana Childs (2008-12)
Shanda Murdoch (2003-04)
Essence Perry (1998-99)
Sara Munson (1995-97)
Risha Grant
Nicole Brown
Diana Miller (1987-91)
Kim White
Tammie Romstad (1978-82; retired)

RAY'S CAREER STATISTICS																
YEAR	G-GS	MIN-AVG.	FGM-FGA	PCT	3PT-A	PCT	FTM-FTA	PCT	O-D-T	AVG	PF-D	A	TO	BLK	ST	PTS-AVG
2017-18	31-3	230-7.4	16-39	.410	0-0	.000	11-27	.407	12-20-32	1.0	39-2	1	17	12	5	43-1.4
TOTAL	31-3	230-7.4	16-39	.410	0-0	.000	11-27	.407	12-20-32	1.0	39-2	1	17	12	5	43-1.4
RAY'S CAREER BIG 12 CONFERENCE STATISTICS																
YEAR	G-GS	MIN	FGM-FGA	PCT	3PT-A	PCT	FTM-FTA	PCT	O-D-T	AVG	PF-D	A	TO	BLK	ST	PTS-AVG
2017-18	16-2	109-6.8	2-15	.133	0-0	.000	1-5	.200	3-4-7	0.4	14-0	1	4	3	2	5-0.3
TOTALS	16-2	109-6.8	2-15	.133	0-0	.000	1-5	.200	3-4-7	0.4	14-0	1	4	3	2	5-0.3
RAY'S CAREER POSTSEASON STATISTICS																
YEAR	G-GS	MIN	FGM-FGA	PCT	3PT-A	PCT	FTM-FTA	PCT	O-D-T	AVG	PF-D	A	TO	BLK	ST	PTS-AVG
Big 12	2-0	16-8.0	0-0	.000	0-0	.000	0-0	.000	0-0-0	0.0	4-0	0	1	0	0	0-0.0
WNIT	2-0	8-4.0	0-0	.000	0-0	.000	0-0	.000	0-1-1	0.5	2-0	0	2	0	0	0-0.0
TOTALS	4-0	24-6.0	0-0	.000	0-0	.000	0-0	.000	0-1-1	0.3	6-0	0	3	0	0	0-0.0



5 | ALISA WIGGINS

Guard | 5-8 | SO. - 1L | Montclair, N.J. (Montclair HS)



WIGGINS' TROPHY CASE

- 2018 Big 12 Academic All-Rookie Team
- Two-time Big 12 Commissioner's Honor Roll

41.7

Alisa Wiggins was able to draw fouls during her playing time in the 2017-18 season.

- Wiggins registered 16 free throw attempts in the 58 total minutes she played.
- Her 10 made free throws represented 41.7 percent of her point total from her debut season in 2017-18.

GET TO KNOW ALISA

Why did you choose your major? How do you hope to use your major to achieve your goals in the next 10-15 years?

I chose Kinesiology as my major because I want to enter the physical therapy health field. I want to be able to help people overcome obstacles in their life, especially athletes as the same way I had to. I would love to open up a facility or a practice in my hometown where I would be able to accomplish those dreams.

Who is the most famous person you have ever met and where?

Justin Bieber, he was in my hometown (Montclair, New Jersey) at Starbucks.

What was the reason for selecting your current uniform number?

I always had the number 5 since I started playing basketball in grade school. So it felt pretty natural for me to have it in college.

If you were given two airplane tickets to go anywhere in the world, where would you go and who would you take?

I would go to Egypt or France. Those are destinations that are at the top of my bucket list right now. I would probably take my mother or grandmother because they have always been my rock so it would just naturally be right to take one of them.



WIGGINS' CAREER AVERAGES

PPG

1.3

FG Pct.

.462

RPG

0.2

APG

0.1

BPG

-

SPG

-



Points	
2017-18 Season	4, three times
Career	4, three times

Field Goals Made/Attempted	
2017-18 Season	2, at Oklahoma (1/31/18)/ 5, at Oklahoma (1/31/18)
Career	2, at Oklahoma (1/31/18)/ 5, at Oklahoma (1/31/18)

3-pt. Field Goals Made/Attempted	
2017-18 Season	1, twice/ 1, twice
Career	1, twice/ 1, twice

Free Throws Made/Attempted	
2017-18 Season	3, vs. Little Rock (12/16)/ 4, vs. Little Rock (12/16)
Career	3, vs. Little Rock (12/16)/ 4, vs. Little Rock (12/16)

Rebounds	
2017-18 Season	2, at Texas Tech (2/26/18)
Career	2, at Texas Tech (2/26/18)

Assists	
2017-18 Season	1, twice
Career	1, twice

Blocks	
2017-18 Season	-
Career	-

Steals	
2017-18 Season	-
Career	-

Minutes	
2017-18 Season	9, at Texas Tech (2/26/18)
Career	9, at Texas Tech (2/26/18)

MISCELLANEOUS CAREER STATS

Double-Figure Scoring Games	0
20+ Point Games	0
Double-Figure Rebounding Games	0
Double-Doubles	0
5+ Rebound Games	0
5+ Assist Games	0
2+ Steal Games	0
2+ Block Games	0
4+ Made 3-Pt. FGs	0
2+ Made 3-Pt. FGs	0

- Second player in program history from the state of New Jersey and the first since Eileen Feeney (1976-80).

FRESHMAN (2017-18)

Saw action in 19 games with 58 total minutes played (3.1 mpg)... Registered 24 points (1.3 ppg), four rebounds (0.2 rpg) and two assists (0.1 apg)... Finished the season shooting 6-of-13 (.462) from the field including 2-of-2 from the three-point line... Tallied a 10-of-16 (.625) effort from the free throw line... Recorded a high of four points in three games... Made her K-State debut against Stephen F. Austin (11/10) and finished with four points... Carded three points against Little Rock (12/16)... Registered four points and an assist at Oklahoma (1/31)... Made a pair of free throws against Texas Tech (2/7)... Recorded a field goal in three minutes



of action at Texas (2/10)... Tallied three points and two rebounds at Texas Tech (2/26).

HIGH SCHOOL

Two-time All-Essex County First Team (2015-16; 2016-17)... Registered over 1,000 career points, 200 career rebounds and 200 assists during her time with the Mounties... During her senior season, she helped the program to a 22-6 overall record and Essex County and North 1 Group 4 State runner-up finishes... Averaged 18.0 points, 3.4 rebounds, 2.4 steals and 2.0 assists in her senior season... In her junior season, she averaged 13.4 points, 3.4 assists and 2.7 rebounds while helping the team to a 20-7 overall record and an Essex County runner-up finish... Also decorated soccer player for Montclair, as she played on the varsity for three seasons and registered 15 career goals and three assists... Helped the Mounties win the 2014 Group 4 state title in soccer.

PERSONAL

Born January 23, 1999... Daughter of James Wiggins and Shirlyse McKinley... Has two older siblings, James and Jordan, and a younger sister, Vanessa... Major is kinesiology.

Former Wildcats That Wore #5

Mercedes Brooks (2016-17)
Shalee Lehning (2005-09; retired)
Olga Firsova (1997-00)
Shanele Stires (1992-95)

WIGGINS' CAREER STATISTICS																
YEAR	G-GS	MIN-AVG.	FGM-FGA	PCT	3PT-A	PCT	FTM-FTA	PCT	O-D-T	AVG	PF-D	A	TO	BLK	ST	PTS-AVG
2017-18	19-0	58-3.1	6-13	.462	2-2	1.000	10-16	.625	0-4-4	0.2	1-0	2	8	0	0	24-1.3
TOTAL	19-0	58-3.1	6-13	.462	2-2	1.000	10-16	.625	0-4-4	0.2	1-0	2	8	0	0	24-1.3
WIGGINS' CAREER BIG 12 CONFERENCE STATISTICS																
YEAR	G-GS	MIN	FGM-FGA	PCT	3PT-A	PCT	FTM-FTA	PCT	O-D-T	AVG	PF-D	A	TO	BLK	ST	PTS-AVG
2017-18	9-0	27-3.0	4-7	.571	0-0	.000	4-6	.667	0-3-3	0.3	0-0	1	3	0	0	12-1.3
TOTALS	9-0	27-3.0	4-7	.571	0-0	.000	4-6	.667	0-3-3	0.3	0-0	1	3	0	0	12-1.3
WIGGINS' CAREER POSTSEASON STATISTICS																
YEAR	G-GS	MIN	FGM-FGA	PCT	3PT-A	PCT	FTM-FTA	PCT	O-D-T	AVG	PF-D	A	TO	BLK	ST	PTS-AVG
Big 12	1-0	2-2.0	0-0	.000	0-0	.000	0-0	.000	0-0-0	0.0	0-0	0	0	0	0	0-0.0
WNIT	2-0	4-2.0	0-0	.000	0-0	.000	0-0	.000	0-0-0	0.0	0-0	0	1	0	0	0-0.0
TOTALS	3-0	6-2.0	0-0	.000	0-0	.000	0-0	.000	0-0-0	0.0	0-0	0	1	0	0	0-0.0



3 | SARAH BATES

Guard | 5-9 | SO. - TR | Fresno, Calif. (UC Santa Barbara/Clovis West HS)



BATES' TROPHY CASE

- 2018 All-Big West Honorable Mention
- 2018 Big West All-Freshman Team

41.2

In her collegiate debut season in 2017-18, **Sarah Bates** registered a strong rookie campaign from beyond the arc with UC Santa Barbara.

- Among all NCAA Division I freshmen, Bates ranked eighth in the nation and second in the Big West Conference in 3-point field goal percentage at 41.2 percent.
- Bates ranked tied for 21st in the nation among all NCAA Division I freshmen with 61 connections from beyond the arc. With her 2.1 three-point field goals made per game, Bates led all freshmen in the Big West Conference in three-point field goals made per game.
- Boosting her total for the season were 15 games with two or more 3-point field goals made including a career-high 7 at UC Davis on Jan. 27, 2018.

NCAA D-I FRESHMEN 3-PT FG PCT (2017-18 SEASON)

Rk	Player (School)	3-pt FG%
1.	Maya Mayberry (Oral Roberts)	.471
2.	Aleah Goodman (Oregon State)	.462
3.	Naomi Hunt (Long Beach State)	.440
4.	Megan Anderson (San Jose State)	.438
5.	Michelle Gaislerova (North Dakota State)	.424
6.	Honoka Ikematsu (Robert Morris)	.414
7.	Madison Wise (Iowa State)	.414
8.	Sarah Bates (UC Santa Barbara)	.412
9.	Gabi Haack (Bradley)	.412
10.	Katie Turner (Davidson)	.410

16

Sarah Bates proved she could score at all three levels - 3-point field goals, inside the arc, and at the free throw line - during her first collegiate season.

- Bates reached double figures in 16 of her 29 games played in 2017-18 with UC Santa Barbara. Of the 16 games in double figures, she carded four games with 20 or more points including a career-high 25 points twice.
- She ranked 14th overall in the Big West Conference in scoring (10.9 ppg) and second among the league's freshmen. In Big West games, Bates ranked 13th in the conference in scoring (13.1 ppg).

BATES' CAREER AVERAGES

PPG	FG Pct.
10.9	.426
RPG	APG
2.4	2.8
3FG Pct.	SPG
.412	0.6



Points	
2017-18 Season	25, twice
Career	25, twice

Field Goals Made/Attempted	
2017-18 Season	9, at UC Davis (1/27/18)/ 17, at UC Davis (1/27/18)
Career	9, at UC Davis (1/27/18)/ 17, at UC Davis (1/27/18)

3-pt. Field Goals Made/Attempted	
2017-18 Season	7, at UC Davis (1/27/18)/ 12, at UC Davis (1/27/18)
Career	7, at UC Davis (1/27/18)/ 12, at UC Davis (1/27/18)

Free Throws Made/Attempted	
2017-18 Season	12, at NAU (11/10/17)/ 16, at NAU (11/10/17)
Career	12, at NAU (11/10/17)/ 16, at NAU (11/10/17)

Rebounds	
2017-18 Season	7, at San Diego State (12/22/17)
Career	7, at San Diego State (12/22/17)

Assists	
2017-18 Season	6, vs. Hawai'i (2/3/18)
Career	6, vs. Hawai'i (2/3/18)

Blocks	
2017-18 Season	1, three times
Career	1, three times

Steals	
2017-18 Season	3, vs. Cal State Northridge (1/31/18)
Career	3, vs. Cal State Northridge (1/31/18)

Minutes	
2017-18 Season	40, twice
Career	40, twice

MISCELLANEOUS CAREER STATS

Double-Figure Scoring Games	16
20+ Point Games	4
Double-Figure Rebounding Games	0
Double-Doubles	0
5+ Rebound Games	4
5+ Assist Games	5
2+ Steal Games	4
2+ Block Games	0
4+ Made 3-Pt. FGs	4
2+ Made 3-Pt. FGs	15

- Third player in program history from the state of California; joins current teammate Kali Jones from the Golden State.

SOPHOMORE (2018-19)

Due to NCAA transfer rules, she will redshirt in the 2018-19 season.

UC SANTA BARBARA (2017-18)

Played in 29 games with 25 starts... Logged 841 minutes of action (29.0 mpg)... Tallied 317 points (10.9 ppg)... Ranked 14th in the Big West Conference in scoring... In Big West play, she notched 210 points (13.1 ppg) and ranked 13th in the Big West in scoring... Was 100-of-235 (.426) from the field, including 61-of-148 (.412) from beyond the arc... Led the team and ranked fourth in the Big West in 3-point field goals made... Tied for 21st in the nation among freshmen for 3-point field goals made... Ranked second on the team, fifth in the Big West and 31st in the nation in 3-point field goal percentage... Ranked eighth in the nation among freshmen in 3-point field goal percentage... Registered a 56-of-79



(.709) from the foul line... Dished out a team-high 82 assists (2.8 apg)... Pocketed 17 steals (0.6 spg)... Hauled in 69 rebounds (2.4 rpg)... Registered 16 double figure scoring games, including four games with 20 or more points... Made two or more 3-point field goals in 15 games, including four games with four or more connections... Five games with five or more made free throws... Handed out five or more assists in five games... Carded two or more steals in four games... Started her collegiate career with a career-high 25 points on 5-of-13 shooting from the field and a career-high 12-of-16 effort from the free throw line with five rebounds and five assists at Northern Arizona (11/10)... Notched 11 points on 4-of-10 shooting including 3-of-6 from beyond the arc against Seattle (11/17)... Tallied 11 points on 4-of-7 shooting against Fresno State (11/30)... Recorded 15 points, seven rebounds, three assists and two steals against San Diego State (12/22)... Carded 17 points on 5-of-6 shooting and 5-of-7 from the foul line with four rebounds and two assists against Cal Poly (1/6)... Registered 23 points on 6-of-11 shooting including a 5-of-7 effort from 3-point range and 6-of-6 from the charity stripe with five rebounds and five assists at Cal State Northridge (1/11)... Added 14 points, three rebounds and two assists against UC Davis (1/18)... Poured in 22 points on 8-of-11 shooting including a 6-of-9 effort from 3-point range and four assists at Long Beach State (1/20)... Tied her career-high with 25 points on 9-of-17 shooting including a career-high 7-of-12 effort from 3-point range at UC Davis (1/27)... Chipped in with 17 points on 5-of-9 shooting including a 3-of-6 effort from 3-point range at Cal Poly (2/21).

HIGH SCHOOL

Four-year varsity letterwinner at Clovis West High School in Fresno, Calif. under coach Craig Campbell... Four-time All-TRAC honors... Three-time All-CIF selection... Earned All-State honors as a senior... Led the Golden Eagles to a 34-2 record and the CIF Open Division State Championship as a senior... Scored 11

straight points in the fourth quarter to lead Clovis West to a 44-40 victory over Archbishop Mitty in the title game... Ranks third all-time in scoring and fourth all-time in assists in school history... In her junior season, averaged 12.9 points, 3.3 rebounds, 2.6 assists and 2.4 steals per game... Averaged 11.2 points per game as a sophomore... Also competed in cross country and track... Earned Scholar Athlete honors.

PERSONAL

Born October 1, 1998... Daughter of Al and Jodi Bates... Has two older siblings, Trent and Emily... Undecided on major.

Former Wildcats That Wore #3

Lanie Page (2016-17)
Deborah Meeks (2014-15)
Nicole Ohlde (2000-04; retired)

BATES' CAREER STATISTICS																
YEAR	G-GS	MIN-AVG.	FGM-FGA	PCT	3PT-A	PCT	FTM-FTA	PCT	O-D-T	AVG	PF-D	A	TO	BLK	ST	PTS-AVG
2017-18 (UCSB)	29-25	841-29.0	100-235	.426	61-148	.412	56-79	.709	14-55-69	2.4	50-1	82	66	3	17	317-10.9
TOTAL	29-25	841-29.0	100-235	.426	61-148	.412	56-79	.709	14-55-69	2.4	50-1	82	66	3	17	317-10.9
BATES' CAREER POSTSEASON STATISTICS																
YEAR	G-GS	MIN	FGM-FGA	PCT	3PT-A	PCT	FTM-FTA	PCT	O-D-T	AVG	PF-D	A	TO	BLK	ST	PTS-AVG
Big West	1-1	30-30.0	2-6	.333	0-4	.000	2-2	1.000	0-3-3	3.0	0-0	2	0	0	0	6-6.0
TOTALS	1-1	30-30.0	2-6	.333	0-4	.000	2-2	1.000	0-3-3	3.0	0-0	2	0	0	0	6-6.0



43 | CHRISTIANNA CARR

Guard | 6-1 | FR. - HS | Manhattan, Kan. (Manhattan HS)

- Seventh player in K-State WBB history from Manhattan and the first since Susie Norton in 1975-76
- Fourth player in K-State WBB history to wear #43; first since Pam Stoltz (1991-92)

HIGH SCHOOL

2018 Naismith Girls High School Player of the Year Trophy Mid-season Watch List... 2018 McDonald's All-America Watch List... 2018 Gatorade Player of the Year finalist (Kansas)... 2018 American Family Insurance All-USA Kansas Girls Basketball First Team... Finished third in the 2018 American Family Insurance 3-Point Contest... #20 overall player in the nation by Prospects Nation... #22 overall player in the nation by ESPNW Hoopgurlz... #3 wing in the nation by Prospects Nation... #8 guard in the nation by ESPNW Hoopgurlz... 2018 Miss Kansas Basketball finalist... Two-time KBCA Class 6A All-State... 2018 KBCA All-Star team selection... 2018 Topeka Capital-Journal All-Class 6A First Team... 2018 Sports in Kansas All-State All-Class First Team... 2018 Sports in Kansas All-State Class 6A First Team... Two-time Wichita Eagle All-State Class 6A... Two-time Topeka Capital-Journal All-State... Two-time All-Centennial League First Team... Two-time Manhattan Mercury All-Flint Hills Player of the Year... Averaged 18 points, four rebounds, three assists and two steals

in the 2017-18 season... 2017 American Family Insurance All-USA Kansas Girls Basketball First Team... 2017 Wichita Eagle All-State... 2017 Centennial League Newcomer of the Year... Averaged 14.6 points, 4.2 rebounds and dished out 57 assists and pocketed 44 steals... Scored over 1,000 points in her high school career.

PERSONAL

Born November 16, 1999, in Eden Prairie, Minnesota... Daughter of Chris and Tanya Carr... Has three siblings: Tamika, Tayler and Cameron... Father, Chris, is in his third year on head coach Jeff Mittie's staff and his third as an assistant coach with K-State women's basketball... Father, Chris, played six seasons in the NBA and finished second in the 1997 All-Star Saturday Night Slam Dunk Contest... Major is open option.

Former Wildcats That Wore #43

Pam Stoltz (1991-92)
Erin Schreiber (1981-82)
Brenda Dutton



50 | AYOKA LEE

Center | 6-5 | FR. - HS | Byron, Minn. (Byron HS)

- 13th player in K-State WBB history from the state of Minnesota; joins fellow K-State teammate, Rachel Ranke

HIGH SCHOOL

#38 post in the nation by ESPNW Hoopgurlz... #4 player in the Midwest by Five State Hoops... #146 player in the nation by Prospects Nation... #27 post in the nation by Prospects Nation... 2018 Miss Minnesota Basketball finalist ... 2018 MGBCA Class 2A All-State... 2018 MGBCA Class 2A All-Star... 2018 Minnesota Miss Basketball candidate... 2017 MGBCA Class 3A All-State... Two-time Rochester Post-Bulletin All-Rochester Area Team... Three-time All-Hiawatha Valley League... In her senior season, she averaged 26.6 points, 15.7 rebounds and 5.5 blocks... Averaged 24.9 points, 16.4 rebounds and 4.1 blocks in her junior season... 2016 MGBCA Class 3A All-State... During her sophomore season, she averaged 24.6 points, 13.8 rebounds and 4.5 blocks... Scored over 2,000 points in her high school career... Owns the school record for points in a career (2,287), season (689) and in a single game (54)... Owns the school records for rebounds in a career (1,448), single season (394) and single game (27)... Owns the school record for field goal percentage in a career (.716), single season (.783) and single game (.933)... Also a three-time letter winner in volleyball and a two-time letter winner in track and field.

PERSONAL

Born on August 12, 2000... Daughter of Robin Lee and Kolloh Nimley... Has two siblings: Ahymad and Ahjany... Majoring in psychology.

Former Wildcats That Wore #50

Shaelyn Martin (2014-18)
Jessica McFarland (2003-06)
Morgen Finneran (1998-01)
Carrie Ragar (1996)





13 | LAURA MACKE

77

Forward | 6-2 | FR. - HS | Baileyville, Kan. (Nemaha Central HS)

HIGH SCHOOL

#53 wing in the nation by ESPNW Hoopgurlz... 2018 *Topeka Capital-Journal* All-State Third Team... Two-time *Topeka Capital-Journal* All-Class 3A... 2018 Sports in Kansas All-State All-Class Second Team... 2018 Sports in Kansas All-State Class 3A First Team... 2018 *Wichita Eagle* All-State Class 3A First Team... 2017 KBCA Class 3A All-State... In her senior season, she averaged 17.5 points, 6.4 rebounds and 2.8 assists... In her junior season in 2016-17, she helped Nemaha Central to a 20-5 overall record and a Class 3A fourth place finish with 15.4 points, 6.8 rebounds, 2.2 assists and 2.4 steals... Scored over 1,000 points in her high school career.

PERSONAL

Born October 11, 1999... Daughter of Roger and Karen Macke... Has four siblings: Sarah Rottinghaus, David Macke, Jenna Macke and Jacob Macke... Major is open option.

Former Wildcats That Wore #13

Eternati Willock (2016-17)
Lauren Mertz (2014-15)
Kendra Spresser (2012-13)
Tasha Dickey (2011-12)
Brianna Kulas (2010-11)
Kimberly Dietz (2004-08)
Carlene Mitchell (1994-96)
Lynn Holzman (1990-94)
Rita Matteucci (1986-90)
Jill Bleier (1980-81)
Kari Jones (1979-80)



1 | SAVANNAH SIMMONS

Guard | 6-1 | FR. - HS | Bel Air, Md. (The John Carroll School)

- First player in K-State WBB history from Maryland

HIGH SCHOOL

#140 overall player in the nation by Prospects Nation... #29 point guard in the nation by Prospects Nation... #64 guard in the nation by ESPNW Hoopgurlz... Four-time All-Harford County First Team... Three-time All-IAAM Conference First Team... Three-time 695 All-Metro selection... In her senior season, she averaged 13.4 points, 6.8 assists and 4.6 rebounds... During her junior season, she averaged 13.5 points, 5.6 assists and 4.1 rebounds... Averaged 14.7 points, 7.4 assists and 4.5 rebounds in her sophomore season... Scored over 1,000 points and handed out over 500 assists in her career.

PERSONAL

Born on January 21, 2000... Daughter of Craig and Tina Simmons... Has two siblings: CJ and Myan... Majoring in sport management.

Former Wildcats That Wore #1

Kaylee Page (2015-18)
Haley Texada (2011-15)



Kayla Goth | Career Game-By-Game

2017-18 GAME-BY-GAME

Opponent	Min	FG	3FG	FT	Reb	PF	A	TO	Bk	St	Pts
Stephen F. Austin+	32	4-5	0-0	3-7	1-4-5	1	4	3	1	2	11
Omaha+	34	5-7	3-3	3-4	1-1-2	2	9	1	1	4	16
Florida A&M+	32	4-11	0-2	3-3	4-2-6	0	10	3	0	2	11
at North Texas+	36	4-8	0-1	3-6	0-4-4	3	5	2	0	2	11
vs. UCLA+	32	9-15	0-0	1-1	2-1-3	1	5	6	0	0	19
vs. Penn State+	37	7-11	1-2	4-7	0-2-2	1	6	2	1	1	19
at Missouri+	38	6-15	2-6	3-4	0-1-1	0	3	2	0	2	17
UT Arlington+	33	9-15	1-2	6-7	1-1-2	0	5	3	2	2	25
Little Rock+	32	3-6	0-2	2-2	1-2-3	0	10	2	0	2	8
Chicago State+	30	6-8	2-3	5-6	0-5-5	0	11	1	1	4	19
Northern Iowa+	38	9-13	3-4	5-8	2-2-4	2	5	2	2	2	26
Baylor*+	34	8-20	2-6	4-7	1-4-5	0	4	1	0	0	22
at Oklahoma State*+	37	8-14	0-1	1-3	1-2-3	3	6	7	1	3	17
at West Virginia*+	39	3-13	1-4	6-10	3-6-9	2	7	7	1	2	13
Texas*+	39	6-18	1-4	4-4	2-3-5	2	5	2	1	1	17
at Iowa State*+	36	5-13	1-2	5-5	0-1-1	1	7	4	0	1	16
Oklahoma State*+^	36	4-11	1-2	2-2	0-5-5	1	10	2	0	0	11
Oklahoma*+	38	6-9	0-0	4-7	0-4-4	2	6	2	0	3	16
at Baylor*+	35	8-19	3-5	3-3	1-2-3	1	5	6	0	3	22
TCU*+	40	6-19	0-3	5-7	3-4-7	0	11	5	0	3	17
at Kansas*+	44	5-17	0-1	4-6	0-2-2	2	6	1	0	3	14
at Oklahoma*+	32	4-10	1-3	1-1	0-1-1	0	7	5	0	0	10
Iowa State*+	34	4-14	0-3	6-9	3-6-9	0	4	3	2	2	14
Texas Tech*+	39	11-19	0-4	5-8	5-1-6	0	9	2	0	3	27
at Texas*+	31	3-11	0-4	6-6	2-3-5	1	6	8	0	0	12
at TCU*+	40	8-17	2-4	5-5	1-0-1	2	7	3	1	2	23
West Virginia*+	38	5-15	0-4	4-8	2-0-2	1	5	6	0	2	14
Kansas*+	34	8-15	1-3	4-4	3-3-6	1	12	3	0	1	21
at Texas Tech*+	27	6-9	3-3	0-0	0-3-6	0	9	1	0	1	15
vs. Kansas ^+	40	5-7	2-2	7-10	0-3-3	2	8	4	2	4	19
vs. Baylor ^+	38	9-19	2-8	4-4	1-1-2	0	4	9	0	2	24
Saint Louis%+	33	7-14	2-2	3-5	0-1-1	2	6	2	1	2	19
Utah%+	36	8-11	1-3	6-6	0-2-2	1	4	1	2	0	23
UC Davis%+	40	11-21	2-5	4-5	0-4-4	1	5	4	1	3	28

+ starts | * Big 12 | ^ Big 12 Championships | % WNIT | \$ NCAA Tournament

2016-17 GAME-BY-GAME

Opponent	Min	FG	3FG	FT	Reb	PF	A	TO	Bk	St	Pts
Chicago State+	29	9-11	3-4	2-3	1-7-8	0	3	4	1	3	23
Tulsa+	28	5-6	0-1	0-0	0-1-1	1	1	1	0	2	10
Lamar	26	5-9	1-4	0-0	1-3-4	2	3	3	0	0	11
vs. NC State+	29	3-8	2-3	4-4	0-2-2	2	3	1	0	1	12
vs. LSU	18	1-2	1-2	0-0	0-1-1	0	2	2	0	1	3
vs. UTEP	DNP - Coach's Decision										
Auburn+	29	2-7	0-2	4-4	2-3-5	1	2	4	1	0	8
at Omaha	28	3-11	2-5	1-2	1-3-4	1	4	0	0	3	9
UT-Arlington+	26	6-10	0-4	0-0	1-1-2	0	1	5	0	0	12
Connecticut	18	3-4	0-0	1-2	0-1-1	0	1	2	0	0	7
Princeton+	18	2-6	0-3	0-0	1-0-1	1	0	1	0	1	4
at Northern Iowa	20	1-2	0-1	0-0	0-3-3	2	0	1	0	0	2
at Baylor*	20	0-3	0-1	2-2	1-2-3	2	4	0	0	0	2
West Virginia*	11	0-0	0-0	0-2	0-1-1	2	0	0	1	1	0
at Oklahoma*	11	0-0	0-0	0-2	0-1-1	2	0	0	1	1	0
Texas Tech*	7	1-2	0-0	0-0	0-3-0	0	0	1	0	0	2
Kansas*	22	1-6	0-2	1-2	1-4-5	3	2	0	0	0	3
at Oklahoma State*	18	2-4	0-0	0-0	0-2-2	1	1	0	0	1	4
TCU*	15	1-2	0-0	0-0	1-2-3	0	4	2	0	2	2
at Iowa State*	20	4-7	1-2	1-2	1-2-3	4	3	0	0	4	10
Baylor*	17	0-2	0-0	1-2	1-0-1	0	0	0	0	0	1
Oklahoma State*	3	0-0	0-0	0-0	1-0-1	0	1	0	0	0	0
at Texas Tech*	15	1-4	0-1	0-2	0-1-1	0	1	0	0	0	2
at Texas*	9	0-1	0-0	0-0	0-0-0	0	0	2	0	0	0
Iowa State*	14	3-6	1-2	2-2	1-0-1	0	4	1	0	0	9
at West Virginia*	16	2-4	0-1	0-0	0-1-1	1	0	1	0	4	4
at TCU*	3	0-0	0-0	0-0	0-0-0	0	0	1	0	0	0
Oklahoma*	7	0-0	0-0	0-0	0-0-0	0	0	2	0	0	0
at Kansas*	22	1-7	0-3	1-2	0-1-1	1	1	1	0	1	3
Texas*	10	0-2	0-0	0-0	1-0-1	0	1	0	0	0	0
vs. Iowa State ^	31	8-19	3-10	6-6	4-1-5	2	2	1	0	3	25
vs. Baylor ^+	30	5-10	1-4	1-2	2-1-3	1	3	0	1	2	12
Drake\$+	16	0-3	0-1	0-0	0-1-1	0	2	2	0	0	0
Stanford\$+	23	2-7	1-4	1-2	0-2-2	0	1	0	0	1	6

Peyton Williams | Career Game-By-Game

2017-18 GAME-BY-GAME

Opponent	Min	FG	3FG	FT	Reb	PF	A	TO	Bk	St	Pts
Stephen F. Austin+	18	3-4	0-0	0-0	0-3-3	3	1	0	1	1	6
Omaha+	26	3-8	0-0	0-0	1-3-4	0	2	1	0	0	6
Florida A&M+	20	5-8	0-0	0-2	4-6-10	0	0	0	3	1	12
at North Texas+	31	2-8	1-2	4-5	1-6-7	2	0	3	2	0	9
vs. UCLA	28	0-2	0-1	0-0	1-1-2	4	0	0	0	3	0
vs. Penn State+	35	7-11	0-1	5-5	2-6-8	0	2	3	3	2	19
at Missouri+	31	6-12	0-2	1-2	6-3-9	2	1	0	2	1	13
UT Arlington+	27	1-2	0-1	7-8	0-6-6	2	0	0	1	2	9
Little Rock+	29	9-15	1-1	6-7	2-5-7	1	0	1	1	0	25
Chicago State+	25	6-9	1-2	2-2	5-5-10	1	3	0	1	0	15
Northern Iowa+	32	8-14	0-1	5-5	2-4-6	4	0	1	1	2	21
Baylor*+	33	5-11	2-4	1-2	4-5-9	1	0	2	1	0	13
at Oklahoma State*+	28	7-10	0-1	1-1	4-5-9	4	2	2	0	5	15
at West Virginia*+	39	9-16	0-2	4-6	4-6-10	1	0	1	1	2	22
Texas*+	30	5-9	0-0	2-2	2-2-4	3	3	2	0	1	12
at Iowa State*+	36	6-13	0-1	3-5	4-7-11	2	2	1	5	2	15
Oklahoma State*+	35	8-11	0-0	2-2	1-8-9	1	3	1	0	2	18
Oklahoma*+	37	10-17	1-2	2-4	5-3-8	2	0	2	1	1	23
at Baylor*+	34	4-9	0-2	1-1	1-2-3	2	1	0	1	0	9
TCU*+	27	5-7	1-1	0-0	3-2-5	5	0	1	1	0	11
at Kansas*+	40	9-16	0-2	5-5	4-4-8	3	0	1	5	3	23
at Oklahoma*+	24	3-7	0-0	0-0	1-5-6	2	0	1	0	0	6
Iowa State*+	32	5-12	1-3	0-0	2-5-7	3	2	0	1	2	11
Texas Tech*+	34	7-11	0-1	5-9	4-6-10	1	1	0	1	2	19
at Texas*+	33	5-10	0-3	3-3	0-4-4	0	2	1	1	1	13
at TCU*+	38	6-15	1-2	8-8	0-9-9	1	1	3	1	1	21
West Virginia*+	37	8-15	0-1	2-2	3-3-6	4	0	2	1	5	18
Kansas*+	34	9-12	1-1	2-2	1-4-5	2	3	1	3	1	21
at Texas Tech*+	24	2-5	0-1	4-4	0-1-1	1	2	3	1	3	8
vs. Kansas ^+	33	5-11	0-0	4-4	1-5-6	0	0	1	2	1	14
vs. Baylor ^+	30	3-8	2-4	2-2	3-3-6	4	1	2	2	1	10
Saint Louis%+	32	10-20	0-0	1-1	2-6-8	0	1	3	0	2	21
Utah%+	35	10-14	2-3	2-2	3-4-7	3	1	0	2	2	24
UC Davis%+	36	8-19	0-2	3-3	8-10-18	1	5	3	2	1	19

+ starts | * Big 12 | ^ Big 12 Championships | % WNIT | \$ NCAA Tournament

2015-16 GAME-BY-GAME

Opponent	Min	FG	3FG	FT	Reb	PF	A	TO	Bk	St	Pts
at Tulsa	8	0-0	0-0	1-2	0-2	0-2	0	0	0	0	0
Abilene Christian	16	0-2	0-1	0-0	0-4-4	0	3	1	0	1	0
South Dakota	10	0-1	0-0	0-0	0-1-1	0	0	2	0	0	0
at Connecticut	19	0-2	0-2	0-0	0-1-1	1	3	0	0	1	0
Southern +	19	0-3	0-1	0-0	0-5-5	0	1	0	0	1	0
UT Arlington	10	0-1	0-0	0-0	0-2-2	0	0	0	0	1	0
at Chicago State	5	0-1	0-0	0-0	1-0-1	0	1	0	0	0	0
UTRGV	5	1-1	0-0	0-2	0-3-3	0	1	1	0	0	2
Florida Atlantic	10	1-2	0-0	0-0	2-4-6	0	3	1	0	1	2
Sam Houston State	3	1-1	0-0	0-0	0-0-0	0	2	0	0	1	2
Western Illinois	10	1-1	1-1	0-2	0-2-2	0	2	1	0	0	3
Iowa State*	DNP - Coach's Decision										
at TCU*	DNP - Coach's Decision										
West Virginia*	1	0-0	0-0	0-0	0-0-0	0	0	1	0	0	0
at Oklahoma*	25	3-5	0-0	1-1	0-3-3	3	1	0	1	0	7
Oklahoma State*	22	0-3	0-1	2-2	0-0-0	0	0	1	0	1	2
TCU*	16	1-3	1-1	0-0	0-0-0	1	4	0	0	0	3
at Kansas*	19	0-0	0-0	0-0	0-1-1	1	0	3	0	0	0
at Texas Tech*	15	1-2	0-1	0-0	0-0-1	1	1	0	0	2	2
Texas*	8	0-2	0-0	0-0	0-3-3	1	0	2	0	0	0
at Baylor*	12	0-0	0-0	0-0	0-0-0	1	2	2	0	0	0
at West Virginia*	11	1-3	0-1	1-2	0-0-0	0	0	0	0	2	3
Oklahoma*	21	3-4	0-0	1-3	0-3-3	2	0	0	0	2	7
Kansas*	17	1-2	0-0	2-2	3-2-5	0	1	1	1	0	4
at Texas*	10	0-0	0-0	0-0	0-3-3	0	0	1	0	0	0
Texas Tech*	21	0-3	1-1	1-2	2-5-7	1	1	1	0	0	1
at Iowa State*	17	2-5	0-3	0-0	2-5-7	1	2	0	1	0	4
Baylor*	9	0-1	0-1	0-0	1-1-2	0	4	0	0	0	0
at Oklahoma State*	13	0-1	0-0	0-0	0-3-3	1	1	2	0	0	1
vs. West Virginia^	24	1-2	0-0	2-2	1-2-3	0	2	2	0	0	4
vs. George Washington\$	15	1-3	0-0	1-2	0-1-1	0	1	0	1	1	3
at South Carolina\$	16	2-3	0-0	2-3	0-2-2	0	2	2	0	0	6

Cymone Goodrich | Career Game-By-Game

2017-18 GAME-BY-GAME												
Opponent	Min	FG	3FG	FT	Reb	PF	A	TO	Bk	St	Pts	
Stephen F. Austin+	18	1-5	0-1	3-6	0-1-1	2	1	1	1	1	5	
Omaha		DNP - Injured										
Florida A&M	17	3-7	1-3	2-4	0-1-1	0	1	3	0	2	9	
at North Texas	20	1-4	0-0	0-0	0-2-2	1	1	1	0	1	2	
vs. UCLA	27	1-6	1-2	2-2	1-2-3	2	1	4	0	3	5	
vs. Penn State	7	0-5	0-2	0-0	0-0-0	2	0	2	0	0	0	
at Missouri	20	5-10	1-3	0-0	0-0-0	0	0	1	0	1	11	
UT Arlington	16	4-7	1-2	1-5	0-0-0	0	0	1	0	0	10	
Little Rock	20	1-2	0-0	0-0	0-2-2	0	1	2	0	1	2	
Chicago State	16	1-1	1-1	0-0	0-1-1	1	5	1	0	0	3	
Northern Iowa	11	0-3	0-2	0-0	0-3-3	1	0	1	0	0	0	
Baylor*	9	1-3	1-1	0-0	0-0-0	0	0	1	0	0	3	
at Oklahoma Sate*	22	5-11	1-3	1-1	0-0-0	3	1	1	0	1	12	
at West Virginia*+	14	0-4	0-1	0-0	0-0-0	0	1	1	0	0	0	
Texas*+	6	1-1	0-0	0-0	0-1-1	0	0	2	0	0	2	
at Iowa State*	11	0-5	0-3	1-2	1-0-1	2	0	1	0	0	1	
Oklahoma State*	10	1-5	1-1	0-0	1-0-1	2	1	2	0	0	3	
Oklahoma*	10	2-6	0-2	0-0	0-1-1	1	0	2	0	0	4	
at Baylor*	23	2-8	2-4	0-0	0-1-1	1	0	0	0	0	6	
TCU*	12	0-1	0-0	0-0	0-2-2	1	0	1	0	0	0	
at Kansas*	19	3-6	1-2	0-0	0-2-2	0	1	0	0	1	7	
at Oklahoma*	26	2-8	1-3	1-1	1-2-3	0	1	2	0	1	6	
Iowa State*	19	0-7	0-3	0-0	0-1-1	2	1	3	0	0	0	
Texas Tech*	16	1-2	0-1	0-0	0-1-1	2	0	2	0	0	2	
at Texas*	20	1-1	1-1	0-2	0-2-3	3	1	1	0	1	4	
at TCU*	13	1-3	0-0	0-0	0-0-0	1	1	2	0	0	2	
West Virginia*	13	1-1	0-0	0-0	0-2-2	0	0	0	0	1	2	
Kansas*	20	1-4	1-2	0-0	0-0-0	1	0	0	0	0	3	
at Texas Tech*	23	1-4	0-2	2-2	1-3-4	3	2	2	0	1	4	
vs. Kansas ^	13	0-4	0-2	1-2	1-0-1	2	0	2	0	0	1	
vs. Baylor ^	23	2-5	1-2	3-3	0-2-2	0	2	1	0	2	8	
Saint Louis%	16	2-8	1-5	1-2	1-1-2	0	1	0	0	2	6	
Utah%	17	1-4	0-2	2-2	0-1-1	1	1	3	0	0	4	
UC Davis%	15	1-6	1-2	0-0	0-0-0	2	1	0	0	0	3	

+ starts | * Big 12 | ^ Big 12 Championships | % WNIT | \$ NCAA Tournament

Maary Lakes | Career Game-By-Game

2017-18 GAME-BY-GAME												
Opponent	Min	FG	3FG	FT	Reb	PF	A	TO	Bk	St	Pts	
Stephen F. Austin	12	1-1	0-0	1-2	0-2-2	3	0	2	2	1	3	
Omaha	13	1-1	0-0	0-2	1-3-4	1	0	0	0	1	2	
Florida A&M	6	0-2	0-0	2-2	1-2-3	5	0	2	0	0	2	
at North Texas	6	0-0	0-0	2-4	2-1-3	1	0	1	1	0	2	
vs. UCLA	9	0-1	0-0	1-2	2-3-5	5	0	1	0	0	1	
vs. Penn State	6	2-4	0-0	2-2	0-1-1	1	1	0	0	1	6	
at Missouri	7	0-1	0-0	0-0	1-1-2	0	0	0	0	0	0	
UT Arlington	11	0-0	0-0	0-0	0-3-3	3	0	1	1	0	0	
Little Rock	10	1-2	0-0	0-0	1-2-3	4	0	2	2	0	2	
Chicago State+	21	4-10	0-0	1-2	4-3-7	2	0	1	2	2	9	
Northern Iowa	4	0-2	0-0	1-2	2-1-3	0	0	0	1	1	1	
Baylor*	13	0-0	0-0	0-0	0-0-0	0	0	0	0	1	0	
at Oklahoma Sate*	11	0-1	0-0	0-0	1-3-4	1	0	1	0	0	0	
at West Virginia*	2	0-1	0-0	0-0	0-0-0	0	0	1	0	0	0	
Texas*	5	2-2	0-0	0-0	0-1-1	3	0	1	2	0	4	
at Iowa State*	4	0-0	0-0	0-0	0-1-1	1	0	0	0	0	0	
Oklahoma State*	2	0-0	0-0	2-2	0-0-0	1	0	0	0	0	2	
Oklahoma*	2	0-0	0-0	0-0	0-0-0	0	0	1	0	1	0	
at Baylor*+	8	0-1	0-0	0-0	1-2-3	5	0	1	0	0	0	
TCU*	3	0-0	0-0	0-0	1-0-1	0	0	1	0	0	0	
at Kansas*		DNP - Coach's Decision										
at Oklahoma*	9	1-2	0-0	0-2	0-2-2	3	0	0	1	0	2	
Iowa State*	3	0-0	0-0	0-0	0-0-0	0	0	0	0	0	0	
Texas Tech*	6	2-4	0-0	1-1	1-1-2	4	0	1	1	0	5	
at Texas*	15	1-2	0-0	2-6	1-2-3	4	0	3	1	0	4	
at TCU*	6	1-3	0-0	0-0	2-3-5	3	0	1	0	1	2	
West Virginia*	8	0-1	0-0	0-0	1-3-4	3	0	0	0	0	0	
Kansas*	5	0-0	0-0	0-0	0-1-1	0	0	1	2	1	0	
at Texas Tech*	14	1-4	0-0	0-2	0-1-1	3	0	0	0	1	2	
vs. Kansas ^	4	0-0	0-0	0-0	0-1-1	4	0	1	0	0	0	
vs. Baylor ^ +	14	1-2	0-0	0-0	0-1-1	3	0	1	0	0	2	
Saint Louis%	9	0-0	0-0	0-0	1-2-3	0	0	0	0	0	0	
Utah%	7	1-1	0-0	0-0	1-0-1	5	0	0	1	1	2	
UC Davis%	4	0-1	0-0	0-0	0-1-1	1	0	0	0	0	0	

+ starts | * Big 12 | ^ Big 12 Championships | % WNIT | \$ NCAA Tournament

Rachel Ranke | Career Game-By-Game

2017-18 GAME-BY-GAME												
Opponent	Min	FG	3FG	FT	Reb	PF	A	TO	Bk	St	Pts	
Stephen F. Austin	27	4-14	1-8	1-1	1-6-7	1	2	0	2	3	10	
Omaha+	37	7-13	6-12	0-0	0-2-2	2	1	0	1	1	20	
Florida A&M+	34	7-15	5-11	4-4	0-4-4	2	1	0	0	1	23	
at North Texas+	34	5-14	4-10	0-0	1-3-4	1	0	1	0	3	14	
vs. UCLA+	28	3-12	2-7	2-4	0-5-5	2	0	1	0	0	10	
vs. Penn State+	36	2-10	2-8	0-0	1-1-2	2	3	0	0	0	6	
at Missouri+	34	3-5	0-0	0-0	0-1-1	1	0	0	0	0	6	
UT Arlington+	34	3-10	1-6	1-2	0-0-0	0	4	1	0	5	8	
Little Rock+	30	4-11	3-8	2-2	0-1-1	2	2	2	0	1	13	
Chicago State	23	8-18	7-15	1-2	0-6-6	1	0	1	0	0	24	
Northern Iowa	29	1-7	1-5	0-0	0-2-2	2	2	0	0	2	3	
Baylor*	28	3-8	3-8	0-0	0-2-2	1	1	0	0	1	9	
at Oklahoma Sate*	30	4-12	3-10	2-2	0-4-4	3	0	2	0	0	13	
at West Virginia*	30	3-10	3-10	2-2	0-1-1	1	1	0	0	3	11	
Texas*	36	4-8	3-5	0-0	0-2-2	3	0	2	1	1	11	
at Iowa State*+	34	4-9	4-8	2-2	0-4-4	0	1	0	0	1	14	
Oklahoma State*+	29	5-9	2-5	0-0	0-2-2	3	4	1	0	0	12	
Oklahoma*+	35	4-14	3-13	2-2	0-4-4	3	1	1	0	1	13	
at Baylor*+	29	0-9	0-8	0-0	0-2-2	2	1	0	0	0	0	
TCU*+	35	6-14	4-11	0-0	0-6-6	2	1	0	0	0	16	
at Kansas*+	26	3-11	2-5	1-2	1-4-5	0	0	2	0	1	9	
at Oklahoma*+	31	2-13	2-13	0-2	0-3-3	2	0	2	0	2	6	
Iowa State*+	34	2-12	2-7	0-0	0-5-5	2	2	1	1	2	6	
Texas Tech*+	35	7-17	4-13	2-4	0-2-2	2	0	2	0	0	20	
at Texas*+	27	3-8	2-5	2-2	0-1-1	4	0	2	1	0	10	
at TCU*+	34	2-6	1-5	2-2	1-3-4	4	1	0	1	2	7	
West Virginia*+	31	3-12	2-9	3-4	1-1-2	3	0	0	0	1	11	
Kansas*+	30	6-10	5-8	2-2	0-4-4	2	1	1	2	2	19	
at Texas Tech*+	31	9-17	6-13	2-2	2-5-7	1	1	3	0	2	26	
vs. Kansas ^ +	34	3-13	1-9	3-4	1-7-8	0	4	0	0	0	10	
vs. Baylor ^	37	1-10	1-8	2-2	0-2-2	2	2	0	0	0	5	
Saint Louis%+	30	5-10	3-5	4-4	3-7-10	0	1	2	0	0	17	
Utah%+	27	2-10	1-7	1-2	0-4-4	1	1	2	0	0	6	
UC Davis%+	23	2-9	0-3	0-0	0-3-3	0	1	1	0	0	4	

+ starts | * Big 12 | ^ Big 12 Championships | % WNIT | \$ NCAA Tournament

Ashley Ray | Career Game-By-Game

2017-18 GAME-BY-GAME												
Opponent	Min	FG	3FG	FT	Reb	PF	A	TO	Bk	St	Pts	
Stephen F. Austin	10	0-3	0-0	4-4	2-2-4	3	0	1	0	0	4	
Omaha	9	4-4	0-0	1-2	1-1-2	0	0	2	1	0	9	
Florida A&M	12	0-2	0-0	1-4	0-1-1	5	0	1	2	1	1	
at North Texas	8	2-3	0-0	0-0	0-1-1	1	0	1	1	0	4	
vs. UCLA	7	0-0	0-0	0-2	1-2-3	1	0	0	0	1	0	
vs. Penn State	5	1-1	0-0	0-0	0-2-2	1	0	0	1	0	2	
at Missouri	5	0-1	0-0	2-2	0-0-0	1	0	1	0	0	2	
UT Arlington	6	0-1	0-0	0-2	0-1-1	5	0	0	0	0	0	
Little Rock	8	1-1	0-0	0-0	0-1-1	2	0	1	1	0	2	
Chicago State	18	4-6	0-0	1-4	4-3-7	0	0	2	2	1	9	
Northern Iowa +	9	2-2	0-0	1-2	1-1-2	0	0	1	1	0	5	
Baylor* +	18	0-3	0-0	0-0	1-1-2	2	0	0	0	0	0	
at Oklahoma State* +	10	0-1	0-0	0-0	0-0-0	3	0	0	0	0	0	
at West Virginia*	6	0-0	0-0	0-0	0-0-0	2	0	0	2	0	0	
Texas*	8	2-2	0-0	0-1	0-0-0	0	1	0	0	0	4	
at Iowa State*	1	0-0	0-0	0-0	0-0-0	0	0	0	0	0	0	
at Oklahoma State*	4	0-1	0-0	0-0	0-0-0	0	0	0	1	0	0	
Oklahoma*	3	0-0	0-0	0-0	0-0-0	1	0	1	0	0	0	
at Baylor*	14	0-1	0-0	0-0	1-0-1	0	0	0	0	1	0	
TCU*	DNP - Coach's Decision											
at Kansas*	5	0-1	0-0	0-0	0-1-1	0	0	0	0	1	0	
at Oklahoma*	6	0-1	0-0	0-0	0-0-0	1	0	0	0	0	0	
Iowa State*	3	0-1	0-0	1-2	1-0-1	0	0	0	0	0	0	
Texas Tech*	DNP - Sick											
at Texas*	7	0-1	0-0	0-2	0-1-1	2	0	2	0	0	0	
at TCU*	2	0-0	0-0	0-0	0-0-0	0	0	0	0	0	0	
West Virginia*	1	0-0	0-0	0-0	0-0-0	0	0	0	0	0	0	
Kansas*	3	0-0	0-0	0-0	0-0-0	0	0	0	0	0	0	
at Texas Tech*	8	0-3	0-0	0-0	0-1-1	3	0	1	0	0	0	
vs. Kansas ^	1	0-0	0-0	0-0	0-0-0	0	0	0	0	0	0	
vs. Baylor ^	15	0-0	0-0	0-0	0-0-0	4	0	1	0	0	0	
Saint Louis%	4	0-0	0-0	0-0	0-0-0	1	0	0	0	0	0	
Utah%	4	0-0	0-0	0-0	0-1-1	1	0	2	0	0	0	
JC Davis%	DNP - Coach's Decision											



During the 2017-18 season, Kansas State women's basketball celebrated its 50th season of intercollegiate women's basketball.

Throughout the season, K-State recognized former players and coaches that helped shape the program during its incredible history.

The final celebration of the 50th season took place during the weekend of February 23-24, 2018. K-State hosted a reception for over 60 former players and coaches in the Theede Club level of the West Stadium Center.



The celebration continued before K-State's game against Kansas, as the 1968-69 team was recognized in a pregame ceremony as members of the 2017-18 squad gifted the 1968-69 team members shooting shirts with their names on the back. The first team was also honored with a video tribute.

Also before the game, K-State and Kansas were presented with state proclamations recognizing their 50th seasons of women's basketball at each institution.

Also during the game, each decade in K-State's history was honored as former players were brought on the floor during the quarter breaks to receiving standing ovations from the crowd.



50TH SEASON • KANSAS STATE (18-16, 7-11 BIG 12) • T7TH IN BIG 12 • THIRD ROUND OF WNIT

• Kansas State women's basketball capped its 50th season of action with an overall record of 18-16 and was an at-large selection for the 2018 Postseason WNIT. Overall, this was K-State's 30th postseason appearance and its sixth in the WNIT.

• Under the guidance of fourth year head coach **Jeff Mittie**, K-State made its fourth straight postseason appearance. Mittie is the second coach in school history (Lynn Hickey) to guide the program to four postseason appearances in their first four seasons with the program.

• K-State finished with an overall record above .500 for the fourth straight season. The Wildcats tied for seventh in Big 12 play and advanced at least one round in the Big 12 Women's Basketball Championships for the 16th time in program history.

• K-State defeated two opponents ranked among the Associated Press top 25 during the 2017-18 season. This extends K-State's streak to 12 consecutive seasons with at least one win over an AP top 25 foe.

• K-State was led by **Kayla Goth** and **Peyton Williams** in the 2017-18 season. Goth (596) and Williams (501) were responsible for 47.4 percent of K-State's scoring in 2017-18. • Goth and Williams are the eighth tandem in program history to register 1,000 or more points in a season and the first since 2012-13 (min. 1,000 total points & 400+ by each player). Their point total of 1,097 ranks sixth among the eight tandems in school history.

• Goth, a 2018 All-Big 12 Second Team selection, reset her career season-highs in every statistical category. She paced the Wildcats in scoring with 596 points (17.5 ppg) and 226 assists (6.6 apg). She is the first player in program history to register 500 or more points and 200 or more assists in a season and the eighth player among the Big 12 schools to achieve the feat in their women's basketball histories.

• The junior from DeForest, Wisconsin, ranks second for points in a junior season in school history and ranks eighth in a single season for all classes. Her 596 points are the most by a Wildcat since Brittany Chambers scored a school record 778 in the 2012-13 season.

• Goth set the school record for assists in a junior season and ranks second in program history for assists in a single season. Her 226 assists marks just the third 200 or more assist season in school history and ranks 11th in Big 12 history for a season.

• Williams, a 2018 All-Big 12 Honorable Mention selection, joined Goth in resetting her career season-highs in every statistical category. Williams averaged 14.7 points on a .536 field goal percentage. She also pulled in 7.1 rebounds per game (241) while leading the team in blocks per game.

• The sophomore from Topeka, Kansas, became the third sophomore in program history with 500 or more points and 200 or more rebounds in a season. In the final game of the season, Williams set the school record for rebounds in a WNIT game with 18.

• K-State also remained successful in the classroom, as five players earned Academic All-Big 12 honors (1st: Goth, **Shaelyn Martin**, **Kaylee Page**, Williams; 2nd: **Karyla Middlebrook**).

• Martin earned CoSIDA Academic All-America Second Team honors and CoSIDA Academic All-District VII First Team honors. Goth and Williams earned CoSIDA Academic All-District VII Second Team honors.


TEAM ODDS & ENDS FROM THE 2017-18 SEASON

• K-State made its sixth WNIT appearance in program history and the 30th postseason appearance in the 50 seasons of the program.

• K-State had 11 home wins in 2017-18. The Wildcats have reached double figures in home wins 29 times.

• The Wildcats had five road victories for the third straight season in 2017-18 and the sixth time in the last eight seasons.

• K-State head coach **Jeff Mittie** registered the 525th win of his coaching career, a 67-60 decision at Iowa State on Jan. 10, 2018. Mittie tallied his 75th win at K-State on Feb. 24, 2018, with a 91-67 win over Kansas.

• Kansas State had 64,804 fans (3,411; 19 home games) come through the turnstiles in Bramlage. The 64,804 fans marked the 10th-highest total in program history.

• Kansas State's offensive numbers continued to increase under Mittie. K-State averaged 68.0 points per game and scored a total of 2,313 points this season.

• The 68.0 points per game marks the highest scoring average and total points by a K-State team since the 2005-06 season.

• The Wildcats scored 70 or more points 16 times this season, the most since the 2005-06 season (18).

• K-State made 825 field goals. The 825 made field goals are the most since the 2006-07 season. It was the 10th time since the 1996-97 season that K-State has made 800 or more field goals in a season.

• The Wildcats made 225 three-point field goals in the 2017-18 season, which were the seventh-most 3-point field goals made in a season in school history. Kansas State has made 175 or more 3-point field goals in 17 of the last 18 seasons. This is the 11th time in program history K-State has made 200 or more 3-pointers in a season.

• K-State's 731 attempts from 3-point range are the second-most in program history, trailing only the Big 12 and school record for attempts at 1,077 during the 2012-13 season.

• The Wildcats dished out 525 assists, which were the most assists by a K-State team since the 2005-06 season (553) and the eighth time in school history K-State handed out 500 or more assists in a season. The 525 assists in 2017-18 ranks sixth in

program history for a season.

• K-State registered the third-highest assist-to-turnover ratio in program history (1.21). This was the highest assist-to-turnover ratio since the 2003-04 season (1.33).

• The Wildcats pocketed 294 steals this season (8.6 spg) to rank second in the Big 12. This is the sixth time in the last 13 seasons and the fourth straight season K-State has pocketed 275 or more steals in a season.

• K-State registered 160 blocked shots during the 2017-18 season. The 160 blocks are the third most in program history.

• Kansas State registered a combined 454 blocks and steals in the 2017-18 season. This is the second time in the Mittie era that K-State has recorded 450 or more blocks and steals in a season. The 454 ranks fourth in program history.

• **Kayla Goth** was the fourth player in program history with 400 or more points, 100 or more assists and 60 or more steals in a single season.

• Goth led the nation in total assist increase (+176) and assist per game increase (+5.1 apg) from 2016-17 to 2017-18.

• **Peyton Williams** was the fourth sophomore in program history with 500 or more points and 200 or more rebounds in a single season.

• Both Goth and Williams increased their scoring averages by over 10.0 points per game from the 2016-17 season to the end of the 2017-18 season. According to Stats, Inc., they were the only teammates in the nation this season to increase their scoring averages by 10.0 or more points per game this season.

• **Rachel Ranke** knocked down the second-most three-point field goals by a freshman in school history with 89.

• Her 89 three-point field goals made ranks seventh in program history for a single season. Her 278 attempts ranks third in program history for a single season.

• Ranke was the ninth freshman in program history and the first since the 2013-14 season with 350 or more points.

• **Kaylee Page** set the school record for career 3-point field goals made by a player 6'0" or taller with 151.

• Goth and **Shaelyn Martin** set the school record for most combined assists by two players in a single season with 345 (min. 250 total assists & 100+ by each player).

2017-18 K-STATE AWARDS & HONORS
All-Big 12 Second Team

Kayla Goth, Guard

All-Big 12 Honorable Mention

Peyton Williams, Forward

Big 12 All-Freshman Team

Rachel Ranke, Guard

Waco Tribune Big 12 All-Freshman Team

Rachel Ranke, Guard

CoSIDA Academic All-America Second Team

Shaelyn Martin, Sr., G/F (Kinesiology)

CoSIDA Academic All-District VII First Team

Shaelyn Martin, Sr., G/F (Kinesiology)

CoSIDA Academic All-District VII Second Team

Kayla Goth, Jr., G, (Accounting)

Peyton Williams, So., F (Anthropology)

Academic All-Big 12 First Team

Kayla Goth, Jr., G, (Accounting)

Shaelyn Martin, Sr., G/F (Kinesiology)

Kaylee Page, R-Sr., F (Accounting)

Peyton Williams, So., F (Anthropology)

Academic All-Big 12 Second Team

Karyla Middlebrook, Gr., G, (Master's Academic Advising)

Big 12 Freshman of the Week

Rachel Ranke, Guard (Nov. 20, Feb. 26 & Feb. 28)

OVERALL STATISTICS

RECORD: 18-16 •• BIG 12: 7-11 •• NON-CONFERENCE: 11-5 •• HOME: 11-8 •• AWAY: 5-6 •• NEUTRAL: 2-2

#	Player	GP	GS	Min	Avg	FG	FGA	Pct	/-----3PT-----\			FT	FTA	Pct	/-----REB-----\							PF	FO	A	TO	Blk	Stl	Pts	Avg
									FG	FGA	Pct				O	D	T	Avg											
10	Goth, Kayla	34	34	1224	36.0	214	449	.477	37	101	.366	131	180	.728	43	86	129	3.8	35	0	226	115	20	64	596	17.5			
11	Williams, Peyton	34	34	1063	31.3	199	371	.536	14	47	.298	89	104	.856	84	157	241	7.1	65	1	39	42	47	50	501	14.7			
12	Ranke, Rachel	34	27	1072	31.5	130	380	.342	89	278	.320	43	55	.782	12	109	121	3.6	57	0	39	30	9	35	392	11.5			
01	Page, Kaylee	34	34	1064	31.3	109	308	.354	58	202	.287	30	38	.789	15	96	111	3.3	54	0	56	41	28	35	306	9.0			
50	Martin, Shaelyn	32	32	957	29.9	54	156	.346	7	37	.189	68	83	.819	53	176	229	7.2	73	0	119	77	7	60	183	5.7			
22	Middlebrook, Karyla	4	0	62	15.5	5	25	.200	1	6	.167	9	14	.643	3	1	4	1.0	8	0	6	5	0	3	20	5.0			
02	Goodrich, Cymone	33	3	552	16.7	46	157	.293	17	58	.293	21	34	.618	7	34	41	1.2	36	0	25	46	1	19	130	3.9			
15	Jones, Kali	30	0	334	11.1	27	59	.458	0	0	.000	11	23	.478	27	46	73	2.4	54	2	11	16	19	10	65	2.2			
40	Lakes, Mary	33	3	259	7.8	19	49	.388	0	0	.000	15	31	.484	24	46	70	2.1	72	4	1	24	17	13	53	1.6			
33	Ray, Ashley	31	3	230	7.4	16	39	.410	0	0	.000	11	27	.407	12	20	32	1.0	39	2	1	17	12	5	43	1.4			
05	Wiggins, Alisa	19	0	58	3.1	6	13	.462	2	2	1.000	10	16	.625	0	4	4	0.2	1	0	2	8	0	0	24	1.3			
TM	TEAM														44	64	108	3.2	2			14				0			
	Total	34				825	2006	.411	225	731	.308	438	605	.724	324	839	1163	34.2	496	9	525	435	160	294	2313	68.0			
	Opponents	34				829	2070	.400	233	702	.332	374	530	.706	464	923	1387	40.8	596	-	528	537	104	229	2265	66.6			

SCORE BY PERIODS:	1st	2nd	3rd	4th	OT	Total	DEADBALL REBOUNDS:	TOTAL
Kansas State	537	561	578	625	12	2313	Kansas State	93
Opponents	554	563	584	556	8	2265	Opponents	102

STATISTICS IN K-STATE NON-CONFERENCE GAMES

RECORD: 11-5 •• HOME: 8-2 •• AWAY: 1-1 •• NEUTRAL: 2-2

#	Player	GP	GS	Min	Avg	FG	FGA	Pct	/-----3PT-----\				/-----REB-----\				PF	FO	A	TO	Blk	Stl	Pts	Avg		
10	Goth, Kayla	16	16	561	35.1	106	186	.570	21	45	.467	62	85	.729	13	36	49	3.1	16	0	100	47	14	34	295	18.4
11	Williams, Peyton	16	16	468	29.3	86	165	.521	7	20	.350	44	48	.917	41	76	117	7.3	27	0	17	18	23	19	223	13.9
12	Ranke, Rachel	16	13	497	31.1	60	181	.331	38	122	.311	21	27	.778	7	54	61	3.8	19	0	24	11	3	16	179	11.2
01	Page, Kaylee	16	16	519	32.4	55	151	.364	23	92	.250	16	19	.842	8	47	55	3.4	26	0	26	19	16	13	149	9.3
22	Middlebrook, Karyla	2	0	33	16.5	3	16	.188	0	3	.000	7	8	.875	2	1	3	1.5	6	0	4	3	0	3	13	6.5
50	Martin, Shaelyn	15	15	475	31.7	27	78	.346	3	17	.176	39	52	.750	27	103	130	8.7	31	0	63	38	4	30	96	6.4
02	Goodrich, Cymone	15	1	256	17.1	23	77	.299	8	29	.276	15	26	.577	3	16	19	1.3	14	0	15	23	1	13	69	4.6
33	Ray, Ashley	15	1	121	8.1	14	24	.583	0	0	.000	10	22	.455	9	16	25	1.7	25	2	0	13	9	3	38	2.5
40	Lakes, Mary	16	2	143	8.9	11	28	.393	0	0	.000	10	18	.556	16	26	42	2.6	41	3	1	12	10	7	32	2.0
15	Jones, Kali	12	0	96	8.0	7	9	.778	0	0	.000	5	8	.625	3	14	17	1.4	10	0	2	7	6	1	19	1.6
05	Wiggins, Alisa	10	0	31	3.1	2	6	.333	2	2	1.000	6	10	.600	0	1	1	0.1	1	0	1	5	0	0	12	1.2
TM	TEAM														20	36	56	3.5	0			7				0
	Total	16				394	921	.428	102	330	.309	235	323	.728	149	426	575	35.9	216	5	253	203	86	139	1125	70.3
	Opponents	16				364	958	.380	121	354	.342	138	201	.687	189	408	597	37.3	313	-	238	255	48	102	987	61.7

SCORE BY PERIODS:	1st	2nd	3rd	4th	OT	Total	DEADBALL REBOUNDS:	TOTAL
Kansas State	241	299	275	310	-	1125	Kansas State	51
Opponents	247	250	250	240	-	987	Opponents	49

STATISTICS IN K-STATE BIG 12 CONFERENCE GAMES

RECORD: 7-11 •• HOME: 3-6 •• AWAY: 4-5

#	Player	GP	GS	Min	Avg	FG	FGA	Pct	/-----3PT-----\			FT	FTA	Pct	/-----REB-----\							PF	FO	A	TO	Blk	Stl	Pts	Avg
									FG	FGA	Pct				O	D	T	Avg											
10	Goth, Kayla	18	18	663	36.8	108	263	.411	16	56	.286	69	95	.726	30	50	80	4.4	19	0	126	68	6	30	301	16.7			
11	Williams, Peyton	18	18	595	33.1	113	206	.549	7	27	.259	45	56	.804	43	81	124	6.9	38	1	22	24	24	31	278	15.4			
12	Ranke, Rachel	18	14	575	31.9	70	199	.352	51	156	.327	22	28	.786	5	55	60	3.3	38	0	15	19	6	19	213	11.8			
01	Page, Kaylee	18	18	545	30.3	54	157	.344	35	110	.318	14	19	.737	7	49	56	3.1	28	0	30	22	12	22	157	8.7			
50	Martin, Shaelyn	17	17	482	28.4	27	78	.346	4	20	.200	29	31	.935	26	73	99	5.8	42	0	56	39	3	30	87	5.1			
22	Middlebrook, Karyla	2	0	29	14.5	2	9	.222	1	3	.333	2	6	.333	1	0	1	0.5	2	0	2	2	0	0	7	3.5			
02	Goodrich, Cymone	18	2	296	16.4	23	80	.288	9	29	.310	6	8	.750	4	18	22	1.2	22	0	10	23	0	6	61	3.4			
15	Jones, Kali	18	0	238	13.2	20	50	.400	0	0	.000	6	15	.400	24	32	56	3.1	44	2	9	9	13	9	46	2.6			
05	Wiggins, Alisa	9	0	27	3.0	4	7	.571	0	0	.000	4	6	.667	0	3	3	0.3	0	0	1	3	0	0	12	1.3			
40	Lakes, Mary	17	1	116	6.8	8	21	.381	0	0	.000	5	13	.385	8	20	28	1.6	31	1	0	12	7	6	21	1.2			
33	Ray, Ashley	16	2	109	6.8	2	15	.133	0	0	.000	1	5	.200	3	4	7	0.4	14	0	1	4	3	2	5	0.3			
TM	TEAM														24	28	52	2.9	2			7				0			
	Total	18				431	1085	.397	123	401	.307	203	282	.720	175	413	588	32.7	280	4	272	232	74	155	1188	66.0			
	Opponents	18				465	1112	.418	112	348	.322	236	329	.717	275	515	790	43.9	283	-	290	282	56	127	1278	71.0			

SCORE BY PERIODS:	1st	2nd	3rd	4th	OT	Total	DEADBALL REBOUNDS:	TOTAL
Kansas State	296	262	303	315	12	1188	Kansas State	42
Opponents	307	313	334	316	8	1278	Opponents	53

2017-18 KANSAS STATE ATTENDANCE SUMMARY

HOME	BIG 12 (AVG.)	HIGH	AVG. (GAMES)	ROAD	BIG 12 (AVG)	HIGH	AVG. (GAMES)
ALL				ALL			
64,804	37,317 (4,146)	6,490 (2/3)	3,411 (19)	45,767	40,677 (4,519)	9,501 (1/10)	4,083 (11)

2017-18 TEAM GAME-BY-GAME HIGHS

OPPONENT	DATE	SCORE	POINTS	REBOUNDS	ASSISTS	STEALS	BLOCKS
Stephen F. Austin	11/10	W, 74-49	18, Page	7, Page & Ranke	6, Martin	4, Martin	2, three tied
Omaha	11/13	W, 81-60	20, Ranke	9, Martin	9, Goth	4, Goth	2, Page
Florida A&M	11/17	W, 81-57	23, Ranke	15, Martin	10, Goth	5, Martin	3, Jones & Williams
at North Texas	11/19	W, 55-54	14, Ranke	7, Williams	5, Goth	3, Ranke	2, Williams
vs. (5/4) UCLA	11/24	L, 64-55	19, Goth	6, Martin	5, Goth	3, three tied	1, Page
vs. Penn State	11/25	W, 70-65	19, Goth	11, Martin	6, Goth	2, Williams	3, Williams
at (19/18) Missouri	11/30	L, 73-59	17, Goth	9, Williams	3, Goth	2, three tied	2, Williams
UT Arlington	12/6	W, 70-56	25, Goth	15, Martin	5, Goth	5, Ranke	2, Goth
Little Rock	12/16	W, 66-51	25, Williams	11, Martin	10, Goth	2, Goth	2, Lakes
Chicago State	12/18	W, 99-51	24, Ranke	10, Williams	11, Goth	4, Goth	2, Lakes & Ray
Northern Iowa	12/21	L, 72-71	26, Goth	6, Williams & Martin	5, Goth	2, four tied	2, Goth
(6/6) Baylor	12/28	L, 88-58	22, Goth	9, Williams	4, Goth	1, three tied	1, Page & Williams
at (24/rv) Oklahoma State	12/31	L, 76-68	17, Goth	9, Williams	6, Goth	5, Williams	1, Goth
at (12/11) West Virginia	1/3	W, 60-52	22, Williams	10, Williams	7, Goth	3, Ranke	2, Ray
(8/8) Texas	1/7	L, 75-64	17, Goth	5, Goth	9, Martin	1, five tied	2, Lakes
at Iowa State	1/10	W, 67-60	16, Goth	11, Williams	7, Goth	2, Williams	5, Williams
(20/22) Oklahoma State	1/13	W, 80-64	20, Page	11, Martin	10, Goth	3, Martin	1, Ray & Page
Oklahoma	1/17	L, 76-71	23, Williams	8, Williams	7, Martin	6, Martin	1, Page & Williams
at (4/4) Baylor	1/20	L, 75-50	22, Goth	4, Jones	5, Goth	3, Goth	1, Williams
(24/24) TCU	1/24	L, 68-63	17, Goth	7, Goth	11, Goth	5, Page	1, Williams & Jones
at Kansas	1/28	W, 63-59 (ot)	23, Williams	9, Martin & Page	6, Goth	3, Goth & Williams	5, Williams
at Oklahoma	1/31	L, 68-49	10, Goth	10, Jones	7, Goth	2, Page & Ranke	3, Jones
Iowa State	2/3	L, 80-45	14, Goth	9, Goth	4, Goth	2, three tied	2, Goth
Texas Tech	2/7	W, 83-69	27, Goth	10, Williams	9, Goth	3, Page & Goth	1, three tied
at (6/6) Texas	2/10	L, 76-54	13, Williams	6, Jones	6, Goth	2, Martin	2, Page & Jones
at (rv/rv) TCU	2/17	L, 87-70	23, Goth	9, Williams	7, Goth	2, three tied	3, Page
(rv/rv) West Virginia	2/20	L, 75-66	18, Williams	8, Martin	5, Goth	5, Williams	2, Jones
Kansas	2/24	W, 91-67	21, Goth & Williams	10, Martin	12, Goth	2, Martin & Ranke	3, Williams
at Texas Tech	2/26	W, 86-63	26, Ranke	7, Ranke	9, Goth	5, Martin	1, Williams & Jones
vs. Kansas	3/2	W, 72-63	20, Page	8, Ranke	8, Goth	4, Goth	2, three tied
vs. (3/3) Baylor	3/3	L, 83-54	24, Goth	6, Williams	4, Goth	2, Goth & Goodrich	2, Kapge & Williams
Saint Louis	3/15	W, 75-61	21, Williams	10, Ranke	8, Martin	2, three tied	1, Goth & Jones
Utah	3/18	W, 74-57	24, Williams	12, Martin	6, Martin	3, Page & Martin	2, Williams
UC Davis	3/23	L, 71-69	28, Goth	18, Williams	5, Goth & Williams	3, Goth	2, Williams

KANSAS STATE STARTING LINEUPS

Guard	Guard	Guard/Forward	Guard/Forward	Forward/Center	17-18	All-Time	Games
Goodrich	Goth	Martin (F)	Page (F)	Williams (F)	2-1	2-1	1, 14, 15
Goth	Ranke	Martin (F)	Page (F)	Williams (F)	15-10	15-10	2-9, 16-18, 20-30, 32-34
Goth	Martin	Page (F)	Williams (F)	Lakes (C)	1-0	1-0	10
Goth	Martin	Page (F)	Williams (F)	Ray (C)	0-3	0-3	11, 12, 13
Goth	Ranke	Page (F)	Williams (F)	Lakes (C)	0-2	0-2	19, 31

DATE	OPPONENT	FG-FGA	PCT.	3P-3PA	PCT.	FT-FTA	PCT.	OR-DR-RB	A	TO	B	S	PF	1Q	2Q	1H	3Q	4Q	2H	OT	PTS
11/10/17	Stephen F. Austin at K-State	17-64 24-50	.266 .480	4-23 6-19	.174 .316	11-19 20-30	.579 .667	13-27-40 4-36-40	12 19	20 18	1 9	7 13	25 17	15 21	13 16	28 37	9 21	12 16	21 37	-	49 74
11/13/17	Omaha at K-State	22-59 31-57	.373 .544	13-35 12-25	.371 .480	3-5 7-13	.600 .538	10-21-31 7-26-33	20 24	14 8	1 5	3 7	18 11	15 24	15 14	30 38	16 19	14 24	30 43	-	60 81
11/17/17	Florida A&M at K-State	21-68 28-65	.309 .431	7-23 8-23	.304 .348	8-14 17-25	.571 .680	12-28-40 12-36-48	16 21	20 17	5 10	10 13	22 18	15 22	22 23	37 45	16 15	4 21	20 36	-	57 81
11/19/17	K-State at North Texas	18-50 23-55	.360 .418	6-17 7-17	.353 .412	13-20 1-2	.650 .500	7-26-33 7-29-36	10 8	12 15	6 6	8 7	11 24	11 14	17 16	28 30	8 9	15 15	27 24	-	55 54
11/24/17	K-State vs. UCLA	19-54 21-56	.352 .375	6-22 6-21	.273 .286	11-21 16-27	.524 .593	8-23-31 17-31-48	8 15	16 23	1 1	10 11	20 23	10 17	16 14	26 31	11 17	18 16	29 33	-	55 64
11/25/17	K-State vs. Penn State	24-57 22-64	.421 .344	4-20 13-30	.200 .433	18-22 8-11	.818 .727	10-29-39 15-27-42	18 15	13 14	7 4	5 4	12 23	11 12	26 18	37 30	17 16	16 19	33 35	-	70 65
11/30/17	K-State at Missouri	24-62 31-60	.387 .517	5-19 10-21	.263 .476	6-8 1-2	.750 .500	10-18-28 11-28-39	8 17	11 13	2 2	8 4	9 14	8 17	14 24	22 41	20 14	17 18	37 32	-	59 73
12/6/17	UT Arlington at K-State	18-56 22-51	.321 .431	6-24 5-17	.250 .294	14-21 21-32	.667 .656	12-30-42 4-29-33	12 14	19 10	5 6	6 12	26 15	14 12	7 16	21 28	21 27	14 15	35 42	-	56 70
12/16/17	Little Rock at K-State	20-62 23-48	.323 .479	3-20 5-13	.150 .385	8-10 15-17	.800 .882	15-18-33 7-26-33	12 18	14 16	2 5	7 6	15 11	14 19	7 15	21 34	11 20	19 12	30 32	-	51 66
12/18/17	Chicago State at K-State	18-53 34-69	.340 .493	5-19 11-28	.263 .393	10-13 20-27	.769 .741	8-18-26 19-30-49	8 25	20 9	0 6	3 10	18 10	12 23	9 28	21 51	16 19	14 29	30 48	-	51 99
12/21/17	Northern Iowa at K-State	22-53 25-61	.415 .410	16-31 4-17	.516 .235	12-17 17-23	.706 .739	10-28-38 9-22-31	22 11	16 8	0 6	5 10	22 15	16 14	24 21	40 35	11 17	21 19	32 36	-	72 71
12/28/17	(6/6) Baylor at K-State	37-64 18-54	.578 .333	5-10 8-22	.500 .364	9-14 14-23	.643 .609	13-28-41 11-17-28	26 10	8 10	7 2	7 3	14 9	26 11	22 14	48 25	18 23	22 10	40 33	-	88 58
12/31/17	K-State at (24/rv) Oklahoma St.	28-65 23-63	.431 .365	5-20 6-21	.250 .286	7-9 24-33	.778 .727	9-25-34 20-28-48	13 16	16 17	1 3	12 9	24 12	13 19	13 23	26 42	21 15	21 19	42 34	-	68 76
1/3/18	K-State at (12/11) West Virginia	21-58 18-60	.362 .300	6-25 4-26	.240 .154	12-18 12-15	.667 .800	14-26-40 16-27-43	14 16	17 17	5 1	11 9	12 22	14 18	14 13	28 31	14 13	18 8	32 21	-	60 52
1/7/18	(8/8) Texas at K-State	29-72 25-57	.403 .439	6-20 6-18	.300 .333	11-13 8-9	.846 .889	19-28-47 5-21-26	17 20	18 19	3 5	7 5	18 16	12 15	22 11	34 26	22 18	19 20	41 38	-	75 64
1/10/18	K-State at Iowa State	21-60 22-62	.350 .355	8-25 8-25	.320 .320	17-20 8-13	.850 .615	12-30-42 13-29-42	12 14	9 10	8 1	4 4	12 18	18 19	12 11	30 30	8 15	29 15	37 30	-	67 60
1/13/18	(20/22) Oklahoma St. at K-State	21-63 31-69	.333 .449	3-18 10-21	.167 .476	19-24 8-8	.792 1.000	18-28-46 8-26-34	9 23	17 9	3 2	5 7	13 17	15 25	14 14	29 39	21 31	14 10	35 41	-	64 80
1/17/18	Oklahoma at K-State	30-53 27-57	.566 .474	7-14 6-22	.500 .273	9-14 11-17	.643 .647	8-25-33 9-18-27	17 19	22 15	2 2	4 14	17 17	15 21	23 20	38 41	13 12	25 18	38 30	-	76 71
1/20/18	K-State at (4/4) Baylor	20-64 31-74	.313 .419	6-25 2-16	.240 .125	4-7 11-16	.571 .688	9-15-24 32-37-69	10 18	8 13	1 7	5 2	17 13	9 14	9 20	18 34	18 24	14 17	32 41	-	50 75
1/24/18	(24/24) TCU at K-State	23-52 24-60	.442 .400	9-23 8-27	.391 .296	13-15 7-11	.867 .636	8-25-33 11-22-33	15 16	17 14	2 2	10 12	18 15	15 20	19 14	34 34	24 13	10 16	34 29	-	68 63
1/28/18	K-State at Kansas	23-65 20-65	.354 .308	4-16 10-24	.250 .417	13-18 9-16	.722 .563	9-34-43 13-37-50	13 12	11 16	7 4	11 8	13 13	12 9	11 12	23 21	7 11	21 19	28 30	12 8	63 59
1/31/18	K-State at Oklahoma	19-62 23-63	.306 .365	7-26 6-16	.269 .375	4-8 16-20	.500 .800	8-27-35 14-37-51	12 14	13 14	6 7	6 6	16 10	12 10	13 22	25 32	10 19	14 17	24 36	-	49 68
2/3/18	Iowa State at K-State	30-68 17-69	.441 .246	15-31 4-22	.484 .182	5-6 7-11	.833 .636	14-41-55 13-24-37	25 12	14 9	5 4	3 7	13 14	25 13	13 16	38 29	23 9	19 7	42 16	-	80 45
2/7/18	Texas Tech at K-State	27-67 31-67	.403 .463	3-18 4-22	.167 .182	12-22 17-28	.545 .607	23-26-49 15-22-37	13 21	21 10	1 3	8 10	21 16	19 24	16 17	35 41	16 19	18 23	34 42	-	69 83
2/10/18	K-State at Texas	17-43 28-69	.395 .406	6-21 2-15	.286 .133	14-21 18-21	.667 .857	6-23-29 20-23-43	11 11	25 14	7 2	5 16	15 19	21 23	9 16	30 39	14 27	10 10	24 37	-	54 76
2/17/18	K-State at TCU	23-53 32-59	.434 .542	6-17 8-22	.353 .364	18-19 15-19	.947 .789	6-19-25 11-24-35	15 23	14 12	6 2	9 8	19 19	13 23	17 24	30 47	18 16	22 24	40 40	-	70 87
2/20/18	West Virginia at K-State	26-48 23-59	.542 .390	4-12 5-23	.333 .217	19-28 15-20	.679 .750	6-31-37 9-21-30	16 6	15 11	3 3	9 11	14 18	17 11	13 13	30 24	21 17	24 25	45 42	-	75 66
2/24/18	Kansas at K-State	24-57 33-58	.421 .569	8-21 12-21	.381 .571	11-16 13-15	.688 .867	14-14-28 10-21-31	17 24	12 8	2 8	5 7	14 14	19 20	15 24	34 44	18 27	15 20	33 47	-	67 91
2/26/18	K-State at Texas Tech	30-65 21-53	.462 .396	12-28 6-16	.429 .375	14-20 15-24	.700 .625	11-22-33 13-27-40	21 11	14 25	2 1	16 7	16 15	24 9	21 15	45 24	24 18	17 21	41 39	-	86 63
3/2/18	Kansas at K-State	25-60 23-55	.417 .418	8-23 8-22	.348 .364	5-8 18-25	.625 .720	11-23-34 10-25-35	20 15	14 12	3 6	9 8	20 13	21 13	9 16	30 29	21 17	12 26	33 43	-	63 72
3/3/18	K-State vs. (3/3) Baylor	18-49 32-63	.367 .508	7-25 3-5	.280 .600	11-11 16-23	1.000 .696	7-13-20 20-24-44	12 12	18 12	4 6	6 8	18 13	10 22	17 24	27 46	6 24	21 13	27 37	-	54 83
3/15/18	Saint Louis at K-State	24-58 26-65	.414 .400	7-22 6-21	.318 .286	6-6 17-22	1.000 .773	4-24-28 12-30-42	19 18	17 11	2 2	3 8	20 10	10 12	22 26	32 38	17 19	12 18	29 37	-	61 75
3/18/18	Utah at K-State	20-62 28-57	.323 .491	4-21 5-22	.190 .227	13-15 13-14	.867 .929	15-22-37 8-27-35	11 17	14 12	4 7	8 9	15 15	12 15	10 18	22 33	18 19	17 22	35 41	-	57 74
3/23/18	UC Davis at K-State	28-66 27-71	.424 .380	9-19 4-20	.474 .200	6-8 11-13	.750 .846	9-30-39 15-30-45	19 15	10 12	5 4	7 6	15 11	21 16	16 16	37 32	14 20	20 17	34 37	-	71 69

2017-18 INDIVIDUAL SEASON-HIGHS		
KANSAS STATE	CATEGORY	OPPONENT
28, Kayla Goth, vs. UC Davis (3/23/18)	Points	33, Kalani Brown, Baylor (1/20/18)
11, Kayla Goth, twice	Field Goals Made	15, Morgan Bertsch, UC Davis (3/23/18)
21, Kayla Goth, vs. UC Davis (3/23/18)	Field Goals Attempted	27, Morgan Bertsch, UC Davis (3/23/18)
.750, Peyton Williams, vs. Kansas (9-12; 2/24/18)	FG Pct. (min. 5 made)	.889, Cierra Porter, Missouri (11/30/17)
7, Rachel Ranke, vs. Chicago State (12/18/17)	3-Pt. FG Made	7, Kennedy Kirkpatrick, UNI (12/21/17)
15, Rachel Ranke, vs. Chicago State (12/18/17)	3-Pt. FG Att.	12, Adriana Camber, Iowa State (2/3/18)
.625, Rachel Ranke, vs. Kansas (5-8; 2/24/18)	3-Pt. FG Pct. (min. 5 attempts)	1.000, Madison Wise, Iowa State (2/3/18)
.625, Kaylee Page, vs. Kansas (5-8; 3/2/18)		
8, Peyton Williams, at TCU (2/17/18)	Free Throws Made	13, Loryn Goodwin, Oklahoma State (12/31/17)
10, Kayla Goth, twice	Free Throws Attempted	17, Loryn Goodwin, Oklahoma State (12/31/17)
1.000, Peyton Williams, three times	Free Throw Pct. (min. 5 attempts)	1.000, Phylicia Johnson, Chicago State (5-5; 12/18/17)
1.000, Kayla Goth, three times		1.000, Amy Okonkwo, TCU, twice
1.000, Shaelyn Martin, vs. Chicago State (5-5; 12/18/17)		
1.000, Kaylee Page, vs. West Virginia (5-5; 2/20/18)		
8, Peyton Williams, vs. UC Davis (3/23/18)	Offensive Rebounds	11, Lauren Cox, Baylor (1/20/18)
13, Shaelyn Martin, vs. UT Arlington (12/6/17)	Defensive Rebounds	11, Kalani Brown, Baylor (1/20/18)
		11, Teana Muldrow, West Virginia (2/20/18)
18, Peyton Williams, vs. UC Davis (3/23/18)	Rebounds	19, Lauren Cox, Baylor (1/20/18)
		19, Kalani Brown, Baylor (1/20/18)
12, Kayla Goth, vs. Kansas (2/24/18)	Assists	13, Emily Durr, Iowa State (2/3/18)
9, Kayla Goth, vs. Baylor (3/3/18)	Turnovers	7, Areanna Combs, Oklahoma State (12/31/17)
		7, Christalah Lyons, Kansas (1/28/18)
		7, Angel Hayden, Texas Tech (2/7/18)
5, Peyton Williams, twice	Blocked Shots	4, Shalounda Burney-Robinson, Florida A&M (11/17/17)
		4, Micayla Buckner, North Texas (11/19/17)
		4, Vionise Pierre-Louis, Oklahoma (1/31/18)
		4, Lauren Cox, Baylor (3/3/18)
6, Shaelyn Martin, vs. Oklahoma (1/17/18)	Steals	6, Loryn Goodwin, Oklahoma State (12/31/17)
44, Kayla Goth, at Kansas (1/28/18)	Minutes Played	43, Christalah Lyons, Kansas (1/28/18)

2017-18 TEAM SUPERLATIVES					
K-STATE HIGH	K-STATE LOW	CATEGORY	OPPONENT HIGH	OPPONENT LOW	
99, vs. Chicago State (12/18/17)	45, vs. Iowa State (2/3/18)	Points	88, Baylor (12/28/17)	49, Stephen F. Austin (11/10/17)	
34, vs. Chicago State (12/18/17)	17, twice	Field Goals	37, Baylor (12/28/17)	17, Stephen F. Austin (11/10/17)	
71, vs. UC Davis (3/23/18)	43, at Texas (2/10/18)	Field Goals Attempted	74, Baylor (1/20/18)	48, West Virginia (2/20/18)	
.569, vs. Kansas (2/24/18)	.246, vs. Iowa State (2/3/18)	FG Pct.	.578, Baylor (12/28/17)	.266, Stephen F. Austin (11/10/17)	
12, three times	4, five times	3-Pt. FG Made	16, UNI (12/21/17)	2, twice	
28, twice	13, vs. Little Rock (12/16/17)	3-Pt. FG Att.	35, Omaha (11/13/17)	5, Baylor (3/3/18)	
.571, vs. Kansas (2/24/18)	.182, twice	3-Pt. FG Pct.	.600, Baylor (3/3/18)	.125, Baylor (1/20/18)	
21, vs. UT Arlington (12/6/17)	4, twice	Free Throws	24, Oklahoma State (12/31/17)	1, twice	
32, vs. UT Arlington (12/6/17)	7, at Baylor (1/20/18)	Free Throws Attempted	33, Oklahoma State (12/31/17)	2, twice	
1.000, twice	.500, at Oklahoma (1/31/18)	Free Throw Pct.	1.000, Saint Louis (3/15/18)	.500, twice	
19, vs. Chicago State (12/18/17)	4, twice	Offensive Rebounds	32, Baylor (1/20/18)	4, Saint Louis (3/15/18)	
36, twice	13, vs. Baylor (3/3/18)	Defensive Rebounds	41, Iowa State (2/3/18)	18, Chicago State (12/18/17)	
49, vs. Chicago State (12/18/17)	20, vs. Baylor (3/3/18)	Rebounds	69, Baylor (1/20/18)	26, Chicago State (12/18/17)	
24, at Oklahoma State (12/31/17)	9, twice	Fouls	26, UT Arlington (12/6/17)	10, Oklahoma (1/31/18)	
25, vs. Chicago State (12/18/17)	6, vs. West Virginia (2/20/18)	Assists	26, Baylor (12/28/17)	8, twice	
25, at Texas (2/10/18)	8, four times	Turnovers	25, Texas Tech (2/26/18)	8, Baylor (12/28/17)	
10, vs. Florida A&M (11/17/17)	1, three times	Blocked Shots	7, three times	0, twice	
16, at Texas Tech (2/26/18)	3, vs. Baylor (12/28/17)	Steals	16, Texas (2/10/18)	2, Baylor (1/20/18)	
.778 (1st), twice	.063 (3rd), at Iowa State (1/10/18)	FG Pct. in a Qtr	.750 (4th), Oklahoma (1/17/18)	.059 (4th), Florida A&M (11/17/17)	
.615 (2nd H), vs. UT Arlington (12/6/17)	.143 (2nd H), vs. Iowa State (2/3/18)	FG Pct. in a Half	.667 (2nd H), West Virginia (2/20/18)	.200 (2nd H), Florida A&M (11/17/17)	
.625 (1st H), vs. Kansas (2/24/18)	.091 (2nd H), vs. Texas Tech (2/7/18)	3-Pt. FG Pct. in a Half	.667 (1st H), Baylor (3/3/18)	.000 (1st H), Little Rock (12/16/17)	
1.000 (1st H), 11 times; 1.000 (2nd H) twice	.333 (1st H), at Baylor (1/20/18)	FT Pct. in a Half	1.000 (1st H), 7 times; (2H), twice	.000 (2nd H), Kansas (3/2/18)	

Most First Quarter Points K-State 25, vs. Okla. St. (1/13) Opp. 26, Baylor (12/28)	Most Second Quarter Points K-State 28, vs. Chicago St. (12/18) Opp. 24, four times	Most First Half Points K-State 51, vs. Chicago St. (12/18) Opp. 48, Baylor (12/28)	Most Third Quarter Points K-State 31, vs. Okla. St. (1/13) Opp. 27, Texas (2/10)	Most Fourth Quarter Points K-State 29, twice Opp. 25, Oklahoma (1/17)	Most Second Half Points K-State 48, vs. Chicago St. (12/18) Opp. 45, West Virginia (2/20)
Fewest First Quarter Points K-State 8, at Missouri (11/30) Opp. 9, twice	Fewest Second Quarter Points K-State 9, twice Opp. 7, twice	Fewest First Half Points K-State 18, at Baylor (1/20) Opp. 21, four times	Fewest Third Quarter Points K-State 6, vs. Baylor (3/3) Opp. 9, twice	Fewest Fourth Quarter Points K-State 7, vs. Iowa State (2/3) Opp. 4, FAMU (11/17)	Fewest Second Half Points K-State 16, vs. Iowa State (2/3) Opp. 20, FAMU (11/17)

2017-18 POINTS-REBOUNDS-ASSISTS

OPPONENT	0	1	2	5	10	11	12	15	22	33	40	50
	TSYBAEVA	K. PAGE	GOODRICH	WIGGINS	GOTH	WILLIAMS	RANKE	JONES	MIDDLEBROOK	RAY	LAKES	MARTIN
Stephen F. Austin	DNP-RS	18-7-4	5-1-1	4-0-0	11-5-4	6-3-1	10-7-2	4-3-1	DNP-INJ	4-4-0	3-2-0	9-5-6
Omaha	DNP-RS	13-6-2	DNP-INJ	1-0-1	16-2-9	6-4-2	20-2-1	2-4-1	DNP-INJ	9-2-0	2-4-0	12-9-8
Florida A&M	DNP-RS	9-1-3	9-1-1	4-0-0	11-6-10	12-10-0	23-4-1	2-2-0	DNP-INJ	1-1-0	2-3-0	8-15-6
at North Texas	DNP-RS	11-3-1	2-2-1	DNP-CD	11-4-5	9-7-0	14-4-0	DNP-CD	DNP-INJ	4-1-0	2-3-0	2-3-3
vs. UCLA	DNP-RS	8-1-0	5-3-1	0-0-0	19-3-5	0-2-0	10-5-0	1-0-0	DNP-INJ	0-3-0	1-5-0	11-6-2
vs. Penn State	DNP-RS	13-7-2	0-0-0	DNP-CD	19-2-6	19-8-2	6-2-3	DNP-CD	DNP-INJ	2-2-0	6-1-1	5-11-4
at Missouri	DNP-RS	7-1-2	11-0-0	DNP-CD	17-1-3	13-9-1	6-1-0	DNP-CD	DNP-INJ	2-0-0	0-2-0	3-8-2
UT Arlington	DNP-RS	12-3-1	10-0-0	0-0-0	25-2-5	9-6-0	8-0-4	1-0-0	DNP-INJ	0-1-0	0-3-0	5-15-4
Little Rock	DNP-RS	7-2-1	2-2-1	3-0-0	8-3-10	25-7-0	13-1-2	0-0-0	DNP-INJ	2-1-0	2-3-0	4-11-4
Chicago State	DNP-RS	6-4-1	3-1-5	0-1-0	19-5-11	15-10-3	24-6-0	0-0-0	5-2-1	9-7-0	9-7-0	9-5-4
Northern Iowa	DNP-RS	4-1-0	0-3-0	DNP-CD	26-4-5	21-6-0	3-2-2	DNP-CD	8-1-3	5-2-0	1-3-0	3-6-1
Baylor	DNP-RS	3-2-2	3-0-0	0-0-0	22-5-4	13-9-0	9-2-1	0-0-0	4-1-1	0-2-0	0-0-0	4-3-2
at Oklahoma State	DNP-RS	3-0-0	11-0-1	DNP-CD	17-3-6	15-9-2	13-4-0	2-7-1	3-0-1	0-0-0	0-4-0	4-5-2
at West Virginia	DNP-RS	12-5-0	0-0-1	DNP-CD	13-9-7	22-10-0	11-1-1	0-4-0	DNP	0-0-0	0-0-0	2-7-5
Texas	DNP-RS	3-4-1	2-1-0	0-0-0	17-5-5	12-4-3	11-2-0	2-2-1	DNP	4-0-1	4-1-0	9-3-9
at Iowa State	DNP-RS	13-10-2	1-1-0	DNP-CD	16-1-7	15-11-2	14-4-1	8-8-0	DNP	0-0-0	0-1-0	0-6-0
Oklahoma State	DNP-RS	20-0-0	3-1-1	0-0-0	11-5-10	18-9-3	12-2-4	2-1-2	DNP	0-0-0	2-0-0	12-11-3
Oklahoma	DNP-RS	8-3-5	4-1-0	DNP-CD	16-4-6	23-8-0	13-4-1	1-1-0	DNP	0-0-0	0-0-0	6-4-7
at Baylor	DNP-RS	7-3-3	6-1-0	DNP-CD	22-3-5	9-3-1	0-2-1	6-4-0	DNP	0-1-0	0-3-0	DNP-INJ
TCU	DNP-RS	10-2-2	0-2-0	DNP-CD	17-7-11	11-5-0	16-6-1	4-2-0	DNP	DNP-CD	0-1-0	5-5-2
at Kansas	DNP-RS	8-9-2	7-2-1	DNP-CD	14-2-6	23-8-0	9-5-0	0-2-0	DNP	0-1-0	DNP-CD	2-9-4
at Oklahoma	DNP-RS	9-4-2	6-3-1	4-0-1	10-1-7	6-6-0	6-3-0	4-10-1	DNP	0-0-0	2-2-0	2-4-0
Iowa State	DNP-RS	5-2-1	0-1-1	0-1-0	14-9-4	11-7-2	6-5-2	2-0-0	DNP	1-1-0	0-0-0	6-6-2
Texas Tech	DNP-RS	2-2-2	2-1-0	2-0-0	27-6-9	19-10-1	20-2-0	3-3-31	DNP	DNP-S	5-2-0	3-8-8
at Texas	DNP-RS	6-1-1	4-2-1	2-0-0	12-5-6	13-4-2	10-1-0	0-6-0	DNP	0-1-0	4-3-0	3-4-1
at TCU	DNP-RS	10-2-2	2-0-1	DNP-CD	23-1-7	21-9-1	7-4-1	2-0-0	DNP	0-0-0	2-5-0	3-3-3
West Virginia	DNP-RS	16-2-0	2-2-0	DNP-CD	14-2-5	18-6-0	11-2-0	0-1-0	DNP	0-0-0	0-4-0	5-8-1
Kansas	DNP-RS	13-1-2	3-0-0	1-0-0	21-6-12	21-5-3	19-4-1	6-1-2	DNP	0-0-0	0-1-0	7-10-4
at Texas Tech	DNP-RS	10-4-3	4-4-2	3-2-0	15-6-9	8-1-2	26-7-1	4-4-1	DNP	0-1-0	2-1-0	14-3-3
vs. Kansas	DNP-RS	20-7-0	1-1-0	DNP-CD	19-3-8	14-6-0	10-8-4	3-0-0	DNP	0-0-0	0-1-0	5-6-3
vs. Baylor	DNP-RS	3-1-3	8-2-2	0-0-0	24-2-4	10-6-1	5-2-2	2-0-0	DNP	0-0-0	2-1-0	DNP-INJ
Saint Louis	DNP-RS	2-6-1	6-2-1	0-0-0	19-1-6	21-8-1	17-10-1	2-2-0	DNP	0-0-0	0-2-0	8-9-8
Utah	DNP-RS	11-2-4	4-1-1	0-0-0	23-2-4	24-7-1	6-4-1	0-2-0	DNP	0-1-0	2-1-0	4-12-6
UC Davis	DNP-RS	5-3-1	3-0-1	DNP-CD	28-4-5	19-18-5	4-3-1	2-4-0	DNP	DNP-CD	0-1-0	8-9-2

DNP-CD: Did Not Play-Coach's Decision; DNP-RS: Did Not Play - Red-shirting; DNP-S: Did Not Play-Sick; DNP-INJ: Did Not Play-Injured; DNP-SUS: Did Not Play-Suspended; DNP-FE: Did Not Play-Family Emergency

SCORING BREAKDOWN (K-State/Opponent)

	Pts in Paint	Pts off TOs	2nd ch. Pts	Fast Break Pts	Starter	Bench
Stephen F. Austin	32/18	20/3	6/11	15/0	49/24	25/25
Omaha	30/16	17/5	2/6	10/13	67/51	14/9
Florida A&M	34/26	29/15	11/7	17/14	63/46	18/11
at North Texas	18/24	11/4	4/2	9/0	47/43	8/11
vs. UCLA	18/24	24/22	4/9	2/6	48/51	7/13
vs. Penn State	30/8	15/12	9/16	2/0	62/48	8/17
at Missouri	32/30	12/6	8/17	6/0	46/61	13/12
UT Arlington	24/22	27/10	5/10	10/4	59/47	11/9
Little Rock	26/20	17/12	4/11	9/4	57/41	9/10
Chicago State	42/18	32/2	22/5	8/3	58/35	41/16
Northern Iowa	32/10	23/9	8/8	7/5	59/21	12/51
Baylor	14/48	9/8	9/16	0/4	42/65	16/23
at Oklahoma State	34/30	18/22	10/22	7/8	39/75	29/1
at West Virginia	26/20	14/16	10/15	0/0	49/44	11/8
Texas	26/42	20/13	4/24	11/17	43/66	21/9
at Iowa State	22/22	9/5	6/4	2/0	58/33	9/27
Oklahoma State	30/30	22/9	4/20	7/4	73/56	7/8
Oklahoma	36/40	24/11	12/9	12/7	66/70	5/6
at Baylor	20/54	10/12	5/31	6/2	38/55	12/20
TCU	32/28	16/16	5/9	14/10	59/35	4/33
at Kansas	28/18	4/14	5/8	9/5	56/52	7/7
at Oklahoma	14/32	16/8	11/18	2/6	33/51	16/17
Iowa State	16/22	8/12	6/13	5/6	42/78	3/2
Texas Tech	50/42	26/8	14/19	9/6	71/35	12/34
at Texas	8/38	7/25	5/18	2/20	44/48	10/28
at TCU	30/36	19/13	5/23	4/6	64/49	6/38
West Virginia	36/34	20/15	8/6	10/5	64/73	2/2
Kansas	32/28	19/7	20/15	2/2	81/58	10/9
at Texas Tech	28/28	31/10	9/15	10/2	73/31	13/32
vs. Kansas	28/32	12/7	11/11	4/6	68/57	4/6
vs. Baylor	12/48	12/27	8/27	0/8	44/75	10/8
Saint Louis	24/24	17/6	16/0	7/6	67/36	8/25
Utah	22/28	14/11	15/9	6/6	68/43	6/14
UC Davis	34/32	7/13	16/7	4/7	64/66	5/5
Totals	920/972	581/408	297/441	238/192	1,921/1,719	392/546
Per Game (34)	27.1/28.6	17.1/12.0	8.7/13.0	7.0/5.6	56.5/50.6	11.5/16.1

CLASS SCORING BREAKDOWN

	Fr.	So.	Jr.	Sr.
Stephen F. Austin	26	6	15	27
Omaha	32	6	18	25
Florida A&M	39	12	13	17
at North Texas	22	9	11	13
vs. UCLA	16	0	20	19
vs. Penn State	14	19	19	18
at Missouri	19	13	17	10
UT Arlington	18	9	26	17
Little Rock	22	25	8	11
Chicago State	45	15	19	20
Northern Iowa	9	21	26	15
Baylor	12	13	22	11
at Oklahoma State	24	15	19	10
at West Virginia	11	22	13	14
Texas	21	12	19	12
at Iowa State	15	15	24	13
Oklahoma State	17	18	13	32
Oklahoma	17	23	17	14
at Baylor	6	9	28	7
TCU	16	11	21	15
at Kansas	16	23	14	10
at Oklahoma	18	6	14	11
Iowa State	7	11	16	11
Texas Tech	29	19	30	5
at Texas	20	13	12	9
at TCU	11	21	25	13
West Virginia	13	18	14	21
Kansas	23	21	27	20
at Texas Tech	35	8	19	24
vs. Kansas	11	14	22	25
vs. Baylor	15	10	26	3
Saint Louis	23	21	21	10
Utah	12	24	23	15
UC Davis	7	19	30	13
Totals	642	501	661	509
Per Game (34)	18.9	14.7	19.4	15.0

2017-18 MISCELLANEOUS STATS

	K-State	Opponents
3-second violations	1	14
5-second violations	3	0
10-second violations	2	0
Lane violations	0	3
Shot clock violations	13	13
4-point plays	0	0
Technical fouls (player)	0	0
Technical fouls (bench)	1	0
Flagrant foul	0	2
Points in the Paint	920	972
Points off Turnovers	581	398
Second Chance Points	297	441
Fast Break Points	238	192
Bench Points	392	546

FTS IN LAST

5 MINUTES & OT	14-15	15-16	16-17	17-18	CAREER
Shaelyn Martin	8-17	8-12	14-19	13-18	43-66
Kayla Goth	--	5-11	7-8	23-37	35-56
Karyla Middlebrook	--	--	25-40	1-2	26-42
Peyton Williams	--	--	9-14	12-17	21-31
Kaylee Page	--	5-6	2-4	12-14	19-24
Rachel Ranke	--	--	--	11-16	11-16
Alisa Wiggins	--	--	--	9-14	9-14
Ashley Ray	--	--	--	3-8	3-8
Kali Jones	--	--	--	2-6	2-6
Mary Lakes	--	--	--	1-4	1-4
Cymone Goodrich	--	--	--	1-2	1-2

CHARGES DRAWN	14-15	15-16	16-17	17-18	CAREER
Shaelyn Martin	19	24	23	29	95
Kaylee Page	--	3	0		3
Kayla Goth	--	0	1	1	2
Karyla Middlebrook	--	--	1		1
Kali Jones	--	--	--	1	1

DOUBLE-FIGURE

SCORING	14-15	15-16	16-17	17-18	CAREER
Kayla Goth	--	--	8	33	41
Kaylee Page	--	8	10	15	33
Peyton Williams	--	--	4	26	30
Rachel Ranke	--	--	--	21	21
Shaelyn Martin	4	1	4	4	13
Karyla Middlebrook	--	--	12		12
Cymone Goodrich	--	--	--	3	3

DOUBLE-FIGURE

REBOUNDING	14-15	15-16	16-17	17-18	CAREER
Shaelyn Martin	1	6	0	7	14
Peyton Williams	--	--	1	6	7
Kaylee Page	--	2	0	1	3
Kali Jones	--	--	--	1	1
Rachel Ranke	--	--	--	1	1

DOUBLE-FIGURE

ASSISTS	14-15	15-16	16-17	17-18	CAREER
Kayla Goth	--	0	0	6	6
Kaylee Page	--	1	0		1

DOUBLE-DOUBLES	14-15	15-16	16-17	17-18	CAREER
Peyton Williams	--	--	1	6	7
Kayla Goth	--	0	0	5	5
Kaylee Page	--	2	0	1	3
Shaelyn Martin	0	0	0	1	1
Rachel Ranke	--	--	--	1	1

CONSECUTIVE

GAME SCORING	14-15	15-16	16-17	17-18	CAREER
Shaelyn Martin	14	13	28	16*	43
Karyla Middlebrook	--	--	26	4	30
Kaylee Page	--	20	8	34*	34*
Kayla Goth	--	4	13	34*	34*
Peyton Williams	--	--	11	29*	29*
Rachel Ranke	--	--	--	18	18
Ashley Ray	--	--	--	4	4
Mary Lakes	--	--	--	6	6
Kali Jones	--	--	--	5	5
Cymone Goodrich	--	--	--	4	4
Alisa Wiggins	--	--	--	3	3

* - current

GAMES STARTED	14-15	15-16	16-17	17-18	CAREER
Shaelyn Martin	33	32	26	32	123
Kaylee Page	--	32	6	34	72
Peyton Williams	--	--	23	34	57
Kayla Goth	--	1	9	34	44
Karyla Middlebrook	--	--	30		30
Rachel Ranke	--	--	--	27	27
Ashley Ray	--	--	--	3	3
Cymone Goodrich	--	--	--	3	3
Mary Lakes	--	--	--	3	3

GAMES LEADING K-STATE IN...

SCORING	14-15	15-16	16-17	17-18	CAREER
Kayla Goth	--	--	2	18	20
Peyton Williams	--	--	0	9	9
Karyla Middlebrook	--	--	6		6
Kaylee Page	--	2	1	3	6
Rachel Ranke	--	--	--	5	5
Shaelyn Martin	1	1	0		2

REBOUNDING	14-15	15-16	16-17	17-18	CAREER
Shaelyn Martin	9	15	5	12	41
Peyton Williams	--	--	3	13	16
Kaylee Page	--	3	0	2	5
Kayla Goth	--	1	0	3	4
Rachel Ranke	--	--	--	4	4
Kali Jones	--	--	--	3	3
Karyla Middlebrook	--	--	1	--	1

ASSISTS	14-15	15-16	16-17	17-18	CAREER
Shaelyn Martin	11	13	10	5	39
Kayla Goth	--	2	4	29	35
Karyla Middlebrook	--	--	16		16
Kaylee Page	--	6	1		7
Peyton Williams	--	--	0	1	1

LEADS AND DEFICITS

Largest Halftime Lead	30, vs. Chicago State (12/18/17)
Largest Halftime Lead Blown	3, vs. Oklahoma (1/17/18)
Largest Halftime Deficit	23, vs. Baylor (12/28/17)
Largest Halftime Deficit Overcome for Win	3, at West Virginia (1/3/18)
Largest Lead	49, vs. Chicago State (12/18/17)
Largest Lead Blown	8, vs. Oklahoma (1/17/18)
Largest Deficit	37, vs. Baylor (3/3/18)
Largest Deficit Overcome for Win	11, at North Texas (11/19/17)

HOW MANY TIMES A K-STATE PLAYER...

Scored 30 or more Points

Top efforts of each player in this category:

Scored 20 or more Points

Kayla Goth (10), Peyton Williams (9), Rachel Ranke (5), Kaylee Page (2)

Top efforts of each player in this category:

Kayla Goth, vs. UC Davis (3/23/18).....	28
Rachel Ranke, at Texas Tech (2/26/18).....	26
Peyton Williams, vs. Little Rock (12/16/17).....	25
Kaylee Page, twice.....	20

Scored 15 or more Points

Kayla Goth (13), Peyton Williams (8), Rachel Ranke (3), Kaylee Page (2)

Top efforts of each player in this category:

Kayla Goth, five times.....	19
Peyton Williams, three times.....	19
Rachel Ranke, vs. Kansas (2/24/18).....	19
Kaylee Page, vs. Stephen F. Austin (11/10/17).....	18

Grabbed 15 or more Rebounds

Shaelyn Martin (2), Peyton Williams (1)

Top efforts of each player in this category:

Peyton Williams, vs. UC Davis (3/23/18).....	18
Shaelyn Martin, twice.....	15

Grabbed 10 or more Rebounds

Peyton Williams (5), Shaelyn Martin (5), Kaylee Page (1), Kali Jones (1), Rachel Ranke (1)

Top efforts of each player in this category:

Shaelyn Martin, vs. Utah (3/18/18).....	12
Peyton Williams, at Iowa State (1/10/18).....	11
Kaylee Page, at Iowa State (1/10/18).....	10
Kali Jones, at Oklahoma (1/31/18).....	10
Rachel Ranke, vs. Saint Louis (3/15/18).....	10

Dished out 10 or more Assists

Kayla Goth (6)

Top efforts of each player in this category:

Kayla Goth, vs. Kansas (2/24/18).....	12
Kayla Goth, twice.....	11
Kayla Goth, three times.....	10

Recorded 5 or more Steals

Shaelyn Martin (3), Peyton Williams (2), Rachel Ranke (1), Kaylee Page (1)

Top efforts of each player in this category:

Shaelyn Martin, vs. Oklahoma (1/17/18).....	6
Peyton Williams, twice.....	5
Kaylee Page, vs. TCU (1/24/18).....	5
Rachel Ranke, vs. UT Arlington (12/6/17).....	5

Blocked 3 or more Shots

Peyton Williams (5), Kali Jones (2), Kaylee Page (1)

Top efforts of each player in this category:

Peyton Williams, twice.....	5
Kali Jones, twice.....	3
Kaylee Page, at TCU (2/17/18).....	3

HOW K-STATE SCORED FIRST POINTS

	Times.....	Record
Jump Shot.....	9	2-7
3-Pointer.....	8	3-5
Layup.....	11	8-3
Free Throw.....	6	5-1

K-State has made at least one 3-point field goal in 374 consecutive games, dating back to Feb. 7, 2007.

K-STATE MARGIN OF VICTORY/DEFEAT

Points	1	2	3	4	5	6	7	8	9	10	11	12	13	14	15	16	17	18	19	20+
K-State Victory	1			1	1		1	1	1					3	1	1	1			6
K-State Defeat	1	1			2				2		1			1			1		1	5

GAME 1
Stephen F. Austin
(rv/rv) Kansas State
November 10, 2017 | Manhattan, Kan.

Spencer F. Austin (0-1)									
No.	N A M E		FG	3FG	FT	RB	PF	TP	A MIN
21	Stevi Parker	f	3-12	0-4	3-5	5-6-11	3	9	1 28
32	Imani Johnson	f	2-6	1-4	0-0	0-0-0	3	5	0 13
03	Chanell Hayes	g	2-10	1-5	0-3	2-2-4	2	5	1 19
04	Kennedy Harris	g	1-6	1-4	0-0	0-1-1	0	3	3 26
22	Taylor Jackson	g	1-6	0-2	0-0	1-3-4	1	2	2 25
01	Brienne Burns		0-2	0-0	0-0	0-1-1	0	0	0 1 6
02	Alyssa Mayfield		2-5	0-0	3-5	1-2-3	2	7	0 9
05	Lovisa Brunnberg		1-2	0-0	0-0	0-0-0	2	2	0 13
12	Kia Fisker		0-1	0-0	4-4	1-1-2	1	4	1 15
14	Marissa Banfield		2-7	1-4	1-2	0-1-1	3	6	0 15
23	Riley Harvey		2-4	0-0	0-0	1-6-7	3	4	1 22
33	Aaliyah Johnson		1-3	0-0	0-0	1-2-3	5	2	2 9
TEAM			1-2-3						
Totals			17-64	4-23	11-19	13-27-40	25	49	12 200

	1st Q	2nd Q	3rd Q	4th Q	Game
Field Goals	.429	.167	.188	.313	.266
Three-Point FG	.000	.143	.222	.250	.174
Free Throws	.750	.545	.500	.500	.579
Deadball Rebounds					5

Kanso State (1-0)										
No.	N A M E		FG	3FG	FT	RB	PF	TP	A	MIN
01	Page, Kaylee	f	7-13	4-9	0-0	0-7-7	2	18	4	35
11	Williams, Peyton	f	3-4	0-0	0-0	0-3-3	3	6	1	18
50	Martin, Shaelyn	f	1-1	0-0	7-8	0-5-5	0	9	6	29
02	Goodrich, Cymone		1-5	0-1	3-6	0-1-1	2	5	1	18
10	Goth, Kayla	g	4-5	0-0	3-7	1-4-5	1	11	4	32
05	Wiggins, Alisa		1-1	1-1	1-2	0-0-0	0	1	4	0
12	Ranke, Rachel		4-14	1-8	1-1	1-6-7	1	10	2	27
15	Jones, Kali		2-3	0-0	0-0	0-3-3	1	4	1	12
33	Ray, Ashley		0-3	0-0	4-4	2-2-4	3	4	0	10
40	Lakes, Mary		1-1	0-0	1-2	0-2-2	3	3	0	10
	TEAM					0-3-3				
	Totals		24-50	6-19	20-30	4-36-40	17	74	19	200

	1st Q	2nd Q	3rd Q	4th Q	Game
Field Goals	.500	.417	.615	.385	.480
Three-Point FG	.250	.250	.500	.200	.316
Free Throws	.727	.625	.500	.714	.667
Deadball Rebounds					6

Officials: Scott Yarbrough, Maj Forsberg, Katie Lukanich
Technical Fouls: Stephen F. Austin - None; Kansas State-None | Attendance: 3,838

Score by Periods	1st	2nd	3rd	4th	Total
Stephen F. Austin	15	13	9	12	49
Kansas State	21	16	21	16	74

GAME 2
Omaha
(rv/rv) Kansas State
November 13, 2017 | Manhattan, Kan.

Omaha (0-2)

No.	N A M E	FG	3FG	FT	RB	PF	TP	A	MIN		
10	Courtney Vachter	c	1-3	0-0	0-0	1-3	3	2	2	26	
02	Jess Walter	g	3-8	2-6	0-0	0-3	4	8	7	35	
05	Amber Vidal	g	3-10	2-7	0-0	0-5	2	8	5	36	
11	Claire Kilian	g	4-10	3-9	2-2	2-1	3	13	1	26	
34	Ellie Brecht	g	7-13	6-9	0-0	1-2	3	20	3	29	
01	Kelen Phillips	g	0-4	0-2	0-0	0-1	2	0	0	16	
20	Sara Echelberry	g	1-2	0-0	0-2	1-1	2	2	0	7	
03	Emily Petersen	g	0-3	0-2	0-0	0-0	0	0	0	2	
21	Alicia Mountain	g	0-0	0-0	0-0	0-1	1	0	0	2	
33	Romekia Wallace	g	2-4	0-0	1-1	2-1	0	5	1	7	
40	Jay Bridgeman	g	1-2	0-0	0-0	1-2	0	2	1	14	
TEAM	Totals		22-59	13-35	3-5	10-21	31	18	60	20	200

	1st Q	2nd Q	3rd Q	4th Q	Game
Field Goals	.316	.462	.455	.313	.371
Three-Point FG	.333	.667	.444	.286	.371
Free Throws	.000	1.000	1.000	.000	.600
Deadball Rebounds					4

Kansas State (2-0)									
No.	N A M E		FG	3FG	FT	RB	PF	TP	A MIN
01	Page, Kaylee	f	5-13	3-9	0-0	1-5-6	2	13	2 36
11	Williams, Peyton	f	3-8	0-0	0-0	1-3-4	0	6	2 26
50	Martin, Shaelyn	f	5-9	0-1	2-2	1-8-9	1	12	8 31
10	Goth, Kayla	g	5-7	3-3	3-4	1-1-2	2	16	9 34
12	Ranke, Rachel	g	7-13	6-12	0-0	0-2-2	2	20	1 37
05	Wiggins, Alisa	g	0-0	0-0	1-2	0-0-0	0	1	1 4
15	Jones, Kali	g	1-2	0-0	0-1	1-3	3	2	1 10
33	Ray, Ashley	g	4-4	0-0	1-2	1-1-2	0	9	0 9
40	Lakes, Mary	g	1-1	0-0	0-2	1-3-4	1	2	0 13
TEAM									
Totals			31-57	12-25	7-13	7-26-33	11	81	24 200

	1st Q	2nd Q	3rd Q	4th Q	Game
Field Goals	.667	.429	.429	.643	.544
Three-Point FG	.444	.500	.429	.600	.480
Free Throws	.000	.000	.500	.600	.538
Deadball Rebounds					3

Officials: Bob Trammell, Gina Cross, Bill Larence
Technical Fouls: Omaha - None; Kansas State-None | Attendance: 2,990

Score by Periods	1st	2nd	3rd	4th	Total
Omaha	15	15	16	14	60
Kansas State	24	14	19	24	81

GAME 3
Florida A&M
(rv/rv) Kansas State
November 17, 2017 | Manhattan, Kan.

Florida A&M (0-3)										
No.	N A M E		FG	3FG	FT	RB	PF	TP	A	MIN
32	Morrison,Shakeyrra	f	3-6	0-0	1-3	3-4-7	2	7	2	32
40	Burney-Robinson,S.	c	3-8	0-0	3-4	4-8-12	4	9	3	21
02	King,Dawn	g	3-12	3-10	0-0	0-1-1	3	9	3	29
11	Quattara,Florence	g	7-18	3-8	2-2	0-3-3	2	19	3	31
12	Arkorful,Arma	g	1-5	0-1	0-0	0-1-1	2	2	2	24
01	Davis,De'Ayira	g	3-5	1-1	0-1	0-0-0	0	7	1	17
03	Smith,Zhymani	g	0-1	0-1	0-0	0-0-0	2	0	0	5
13	Royal,Dy'Manee	g	0-4	0-0	1-2	1-1-2	0	1	0	9
14	Thomas,Mikayla	g	1-4	0-0	0-0	0-1-1	3	2	0	6
15	Holston,Gabrielle	g	0-2	0-2	0-0	0-4-4	2	0	1	13
23	Darks,Taylor	g	0-3	0-0	1-2	1-3-4	2	1	1	13
	TEAM					3-2-5				
	Totals		21-68	7-23	8-14	12-28-40	27	57	16	200

	1st Q	2nd Q	3rd Q	4th Q	Game
Field Goals	.300	.500	.385	.059	.309
Three-Point FG	.167	.500	.600	.000	.304
Free Throws	1.000	1.000	.429	.500	.571
Deadball Rebounds					4

Kans. State (3-0)										
No.	N A M E		FG	3FG	FT	RB	PF	TP	A	MIN
01	Page, Kaylee	f	4-10	1-5	0-0	0-1-1	2	9	3	29
11	Williams, Peyton	f	5-8	0-0	2-2	4-6-10	10	12	0	20
50	Martin, Shaelyn	f	3-8	0-1	2-4	3-12-15	3	8	6	31
10	Goth, Kayla	g	4-11	0-2	3-3	4-2-6	6	0	11	10
12	Ranke, Rachel	g	7-15	5-11	4-4	0-4-4	2	23	1	34
02	Goodrich, Cymone	g	3-7	1-3	2-4	0-1-1	0	9	1	17
05	Wiggins, Alisa	g	1-1	1-1	1-2	0-0-0	0	4	0	5
15	Jones, Kali	g	1-1	0-0	0-0	0-2-2	1	2	0	14
33	Ray, Ashley	g	0-2	0-0	1-4	0-1-1	5	1	0	12
40	Lakes, Mary	g	0-2	0-0	2-2	1-2-3	5	2	0	6
TEAM	Totals		28-65	8-23	17-25	12-36-48	81	81	21	200

	1st Q	2nd Q	3rd Q	4th Q	Game
Field Goals	.462	.500	.353	.400	.431
Three-Point FG	.333	.333	.250	.429	.348
Free Throws	.667	1.000	1.000	.600	.680
Deadball Rebounds					6

Officials: Lisa Mattingly, Amy Bonner, Michael McConnell
Technical Fouls: Florida A&M - None; Kansas State-None | Attendance: 3,439

Score by Periods	1st	2nd	3rd	4th	Total
Florida A&M	15	22	16	4	57
Kansas State	22	23	15	21	81

GAME 4
(rv/rv) Kansas State
North Texas
November 19, 2017 | Denton, Texas

Kansas State (4-0)										
No.	N A M E		FG	3FG	FT	RB	PF	TP	A	MIN
01	Page, Kaylee	f	3-8	1-4	4-5	1-2-3	0	11	1	32
11	Williams, Peyton	f	2-8	1-2	4-5	1-6-7	2	9	0	31
10	Goth, Kayla	g	4-8	0-1	3-6	0-4	4	3	11	5
12	Ranke, Rachel	g	5-14	4-10	0-0	1-3-4	1	14	0	36
50	Martin, Shaelyn	g	1-5	0-0	0-0	1-2-3	2	2	3	33
02	Goodrich, Cymone		1-4	0-0	0-0	0-2-2	1	2	1	20
33	Ray, Ashley		2-3	0-0	0-0	0-1-1	1	4	0	8
40	Lakes, Mary		0-0	0-0	2-4	2-1-3	1	2	0	6
TEAM							1-5-6			
Totals			18-50	6-17	13-20	7-26-33	11	55	10	200

	1st Q	2nd Q	3rd Q	4th Q	Game
Field Goals	.333	.462	.133	.600	.360
Three-Point FG	.667	.250	.000	.500	.353
Free Throws	.500	.667	1.000	.500	.650
Deadball Rebounds					3

North Texas (2-1)										
No.	N A M E		FG	3FG	FT	RB	PF	TP	A	MIN
34	Buckner, Micayla	f	3-10	0-1	0-0	3-7	1	6	1	34
02	Goodhart, Grace	g	1-2	1-2	0-0	0-0	4	3	0	16
23	Bradley, Terrell	g	6-12	2-2	1-2	1-2	2	15	2	39
24	Mims, Irena	g	5-11	1-1	0-0	1-2	4	11	4	30
33	Holmes, Lauren	g	3-9	2-7	0-0	1-6	7	8	0	25
10	Henderson, Adrianna	g	2-5	1-2	0-0	0-1	5	1	5	20
12	Poland, Jada	g	1-2	0-0	0-0	0-8	3	2	0	22
21	Terrell, Deja	g	2-4	0-2	0-0	0-2	2	1	4	0
TEAM						1-2				
TOTALS			23-55	7-17	1-2	7-29-36	24	54	8	200

	1st Q	2nd Q	3rd Q	4th Q	Game
Field Goals	.429	.412	.444	.400	.418
Three-Point FG	.250	.500	.333	.500	.412
Free Throws	.500	.000	.000	.000	.500
Deadball Rebounds					0

Officials: Scott Yarbrough, Travis Jones, Michelle Kramer
Technical Fouls: Kansas State-None; North Texas-None | Attendance: 1,172

Score by Periods	1st	2nd	3rd	4th	Total
Kansas State	11	17	8	19	55
North Texas	14	16	9	15	54

GAME 5
(-rv/rv) Kansas State
(5/4) UCLA
November 24, 2017 | Las Vegas, Nevada

Kansas State (4-1)										
No.	N A M E		FG	3FG	FT	RB	PF	TP	A	MIN
01	Page, Kaylee	f	3-12	2-10	0-0	0-1-1	1	8	0	31
11	Williams, Peyton	f	0-2	0-1	0-0	1-1-2	4	0	0	28
10	Goth, Kayla	g	9-15	0-0	1-1	2-1-3	1	19	5	32
12	Ranke, Rachel	g	3-12	2-7	2-4	0-5-5	2	10	0	28
50	Martin, Shaelyn	g	3-6	1-2	4-8	1-5-6	3	11	2	34
02	Goodrich, Cymone		1-6	1-2	2-2	1-2-3	2	5	1	27
05	Wiggins, Alisa		0-0	0-0	0-0	0-0-0	0	0	0	0+
15	Jones, Kali		0-0	0-0	1-2	0-0-0	1	1	0	4
33	Ray, Ashley		0-0	0-0	0-2	1-2-3	1	0	0	7
40	Lakes, Mary		0-1	0-0	1-2	2-3-5	5	1	0	9
TEAM			0-3-3							
Totals			19-54	6-22	11-21	8-23-31	20	55	8	200

GAME 7
(rv/rv) Kansas State
(19/18) Missouri
November 30, 2017 | Columbia, Missouri

Kno. State (5-2)										
No.	N A M E		FG	3FG	FT	RB	PF	TP	A	MIN
01	Page, Kaylee	f	3-9	1-3	0-0	0-1-1	1	7	2	34
10	Goth, Kayla	g	6-15	2-6	3-4	0-1-1	0	17	3	38
11	Williams, Peyton	f	6-12	0-2	1-2	6-9	2	13	1	31
12	Ranke, Rachel	f	3-5	0-0	0-0	0-1-1	1	6	0	34
50	Martin, Shaelyn	f	1-9	1-5	0-0	1-7-8	4	3	2	31
02	Goodrich, Cymone		5-10	1-3	0-0	0-0-0	0	11	0	20
33	Ray, Ashley		0-1	0-0	2-2	0-0-0	1	2	0	5
40	Lakes, Mary		0-1	0-0	0-0	1-1-2	0	0	0	7
TEAM										
Totals			24-62	5-19	6-8	10-18-28	9	59	8	200

	1st Q	2nd Q	3rd Q	4th Q	Game
Field Goals	.231	.313	.500	.467	.387
Three-Point FG	.200	.400	.000	.286	.263
Free Throws	.500	1.000	1.000	.500	.750
Deadball Rebounds					2

Msouri (6-1)											
No.	N A M E		FG	3FG	FT	RB	PF	TP	A	MIN	
03	Cunningham, Sophie	g	0-4	0-3	1-2	1-6	1	1	3	36	
05	Aldridge, Lauren		4-5	3-4	0-0	0-3	3	11	5	36	
21	Porter, Ciera	c	8-9	0-0	0-0	2-5	4	16	1	21	
22	Frericks, Jordan	f	5-16	0-1	0-0	2-3	3	10	3	30	
23	Smith, Amber	g	9-15	5-8	0-0	1-4	0	23	4	35	
02	Roundtree, Jordan		0-0	0-0	0-0	0-0	0	0	0	1	
13	Schuchts, Hannah		1-1	0-0	0-0	0-1	0	2	0	4	
20	Michael, Kayla		2-3	0-0	0-0	2-2	0	4	1	15	
34	Chavis, Jordan		2-7	2-5	0-0	0-2	2	6	0	19	
34	Tahane, Emmanuelle		0-0	0-0	0-0	0-0	1	0	0	3	
TEAM						3-2-5					
Totals			31-60	10-21	1-2	11-28-39	14	73	17	200	

	1st Q	2nd Q	3rd Q	4th Q	Game
Field Goals	.500	.474	.538	.583	.517
Three-Point FG	.250	.667	.000	.600	.476
Free Throws	.000	.000	.000	.500	.500
Deadball Rebounds					1

Officials: Bryan Enterline, Brian Garland, Meadow Overstreet
Technical Fouls: Kansas State - None; Missouri - None | Attendance: 3,068

Score by Periods	1st	2nd	3rd	4th	Total
Kansas State	8	14	20	17	59
Missouri	17	24	14	18	73

GAME 9
Little Rock
Kansas State
December 16, 2017 | Manhattan, Kan.

No.	N A M E	f	FG	3FG	FT	RB	PF	TP	A	MIN
25	Hurlburt, Anna	f	5-15	0-3	1-2	3-2	4	11	0	34
33	Keys, Keana	f	5-11	0-0	2-2	3-2	2	12	0	34
35	Battle, Teal	f	0-2	0-2	2-2	2-0	1	2	0	14
02	Townson, Monique	g	1-3	0-1	0-0	1-4	1	2	9	36
30	DeGray, Raeyana	g	6-14	2-3	0-0	4-4	2	14	1	38
03	Moore, Temion		0-5	0-3	1-2	0-2	1	1	1	24
05	Lasker, Tori		1-8	1-8	0-0	1-3	4	3	1	8
22	Inkina, Yanina		2-4	0-0	2-2	0-0	1	6	0	12
TEAM			20-62		3-20	8-10	15	51	12	200

	1st Q	2nd Q	3rd Q	4th Q	Game
Field Goals	.500	.214	.308	.304	.323
Three-Point FG	.000	.000	.500	.154	.150
Free Throws	1.000	.500	1.000	.750	.800
Deadball Rebounds					4

Kansas State (7-2)										
No.	N A M E		FG	3FG	FT	RB	PF	TP	A	MIN
01	Page, Kaylee	f	2-3	1-2	2-2	0-2-2	1	7	1	27
11	Williams, Peyton	f	9-15	1-1	6-7	2-5-7	1	25	0	29
50	Martin, Shaelyn	f	2-7	0-0	0-0	2-9-11	1	4	4	32
10	Goth, Kayla	g	3-6	0-2	2-2	1-2-3	0	8	10	32
12	Ranke, Rachel	g	4-11	3-8	2-2	0-1-1	2	13	2	30
02	Goodrich, Cymone		1-2	0-0	0-0	0-2-2	0	2	1	20
05	Wiggins, Alisa		0-1	0-0	3-4	0-0-0	0	3	0	3
15	Jones, Kali		0-0	0-0	0-0	0-0-0	0	0	0	9
33	Ray, Ashley		1-1	0-0	0-0	0-1-1	2	2	0	8
40	Lakes, Mary		1-2	0-0	0-0	1-2-3	4	2	0	10
TEAM							1-2-3			
Totals			23-48	5-13	15-17	7-26-33	11	66	18	200

	1st Q	2nd Q	3rd Q	4th Q	Game
Field Goals	.778	.462	.438	.300	.479
Three-Point FG	.000	.333	.500	.000	.385
Free Throws	1.000	1.000	1.000	.750	.882
Deadball Rebounds					1

Officials: Scott Yarbrough, Cameron Inouye, Brian Hall
Technical Fouls: Little Rock - None; Kansas State - None | Attendance: 3,254

Score by Periods	1st	2nd	3rd	4th	Total
Little Rock	14	7	11	19	51
Kansas State	19	15	20	12	66

GAME 11
Northern Iowa
Kansas State
December 21, 2017 | Manhattan, Kan.

Northern Iowa (4-7)											
No.	N A M E		FG	3FG	FT	RB	PF	TP	A	MIN	
50	Maahs, Megan	f	1-4	0-0	5-6	2-5	4	7	0	16	
03	Rucker, Karli	g	1-2	1-1	0-0	0-2	1	3	3	10	
05	Kroeger, Nicole	g	0-2	0-2	0-0	0-0	0	1	0	5	
10	Howell, Ellie	g	3-11	2-5	3-6	1-7	3	11	4	38	
22	Simon-Ressler, Rose	g	0-3	0-1	0-0	2-2	2	0	2	17	
11	Gunnels, Bre		0-1	0-0	0-0	0-0	1	0	0	4	
23	Kirkpatrick, Kennedy		7-11	7-10	3-4	0-2	4	24	5	31	
24	Morgan, Mikaela		6-9	6-9	0-0	3-5	3	18	5	35	
32	Hillyard, Heidi		1-3	0-0	0-0	1-3	1	2	1	17	
34	Hagen, Taylor		3-4	0-0	1-1	0-2	2	7	1	20	
41	Gerrits, Abby		0-3	0-3	0-0	0-0	0	0	1	7	
TEAM			22-53		16-31	12-17	10	28-38	22	72	200

	1st Q	2nd Q	3rd Q	4th Q	Game
Field Goals	.353	.571	.250	.500	.415
Three-Point FG	.364	.625	.500	.667	.516
Free Throws	.000	1.000	1.000	.583	.706
Deadball Rebounds					5

Free Throws	.000	1.000	1.000	.583						.706
Deadball Rebounds										5
Kansas State (8-3)										
No.	N A M E	f	FG	3FG	FT	RB	PF	TP	A	MIN
01	Page, Kaylee	f	2-5	0-2	0-0	0-1-1	1	4	0	30
11	Williams, Peyton	f	8-14	0-1	5-5	2-4-6	4	21	0	32
33	Ray, Ashley	c	2-2	0-0	1-2	1-1-2	0	5	0	9
10	Goth, Kayla	g	9-13	3-4	5-8	2-2-4	2	26	5	38
50	Martin, Shaelyn	g	0-3	0-1	3-4	0-6-6	2	3	1	27
02	Goodrich, Cymone		0-3	0-2	0-0	0-3-3	1	0	0	11
12	Ranke, Rachel		1-7	1-5	0-0	0-2-2	2	3	2	29
22	Middlebrook, Karyla		3-12	0-2	2-2	1-0-1	1	8	3	20
40	Lakes, Mary		0-2	0-0	1-2	2-1-3	0	1	0	4
TEAM			25-61	4-17	17-23	17-23	9	22-31	15	71

	1st Q	2nd Q	3rd Q	4th Q	Game
Field Goals	.385	.538	.313	.421	.410
Three-Point FG	.500	.400	.000	.143	.235
Free Throws	.750	.714	.875	.500	.739
Deadball Rebounds					4

Officials: Jesse Dickerson, Lisa Jones, Doug Knight
Technical Fouls: Northern Iowa - None; Kansas State - None | Attendance: 3,260

Score by Periods	1st	2nd	3rd	4th	Total
Northern Iowa	16	24	11	21	72
Kansas State	14	21	17	19	71

GAME 8
UT Arlington
Kansas State
December 6, 2017 | Manhattan, Kan.

UT Arlington (5-3)											
No.	N A M E		FG	3FG	FT	RB	PF	TP	A	MIN	
13	Machado,Daiane	f	0-4	0-0	0-2	0-3-3	3	0	0	12	
44	VanDijk,Rebekah	c	8-12	0-0	4-4	6-9-15	3	20	0	31	
01	McGowan,Laurynn	g	2-7	0-1	1-1	1-2-3	2	5	3	23	
03	Allen,Crystal	g	3-11	3-9	5-10	2-2-4	4	14	1	26	
11	Richards,Shelby	g	2-6	2-5	2-2	0-1-1	0	8	2	25	
02	Billie,Lauren		0-2	0-2	0-0	1-1-2	2	0	2	15	
05	LeJume,Miranda		1-2	0-0	0-0	0-1-1	1	2	2	10	
12	Alexander,Brooke		0-4	0-3	0-0	0-1-1	2	0	1	14	
22	Parker,Jennifer		0-2	0-0	2-2	1-8-9	2	2	1	25	
24	Evans,Aysia		1-4	1-3	0-0	0-0-0	4	3	0	9	
33	Johnson,Kelsey		0-1	0-1	0-0	0-1-1	3	0	0	7	
40	Wright,Michaela		1-1	0-0	0-0	0-0-0	0	2	0	3	
TEAM							11-2-2				
Totals			18-56	6-24	14-21	12-30-42	26	56	12	200	

	1st Q	2nd Q	3rd Q	4th Q	Game
Field Goals	.263	.182	.615	.231	.321
Three-Point FG	.200	.333	.500	.000	.250
Free Throws	1.000	1.000	.400	.667	.667
Deadball Rebounds					6

Kansas State (6-2)												
No.	N	A	M	E	FG	3FG	FT	RB	PF	TP	A	MIN
01	Page, Kaylee	f	f		4-9	1-4	3-4	0-3	2	12	1	29
11	Williams, Peyton	f	f		1-2	0-1	7-8	0-6	2	9	0	27
50	Martin, Shaelyn	f	f		1-5	1-2	2-2	2-13	3	5	4	33
10	Goth, Kayla	g	g		9-15	1-2	6-7	1-1	0	25	5	33
12	Ranke, Rachel	g	g		3-10	1-6	1-2	0-0	0	8	4	34
02	Goodrich, Cymone				4-7	1-2	1-5	0-0	0	10	0	16
05	Wiggins, Alisa				0-2	0-0	0-0	0-0	0	0	0	3
15	Jones, Kali				0-0	0-0	1-2	0-0	0	1	0	8
33	Ray, Ashley				0-1	0-0	0-2	0-1	5	0	0	6
40	Lakes, Mary				0-0	0-0	0-0	0-3	3	0	0	11
TEAM								1-2				
Totals					22-51	5-17	21-32	4-29-33	15	70	14	200

	1st Q	2nd Q	3rd Q	4th Q	Game
Field Goals	.143	.364	.714	.500	.431
Three-Point FG	.250	.500	.250	.200	.294
Free Throws	.636	.750	.857	.333	.656
Deadball Rebounds					4

Officials: Jesse Dickerson, Amy Bonner, Billy Smith
Technical Fouls: UT Arlington - None; Kansas State - None | Attendance: 2,974

Score by Periods	1st	2nd	3rd	4th	Total
UT Arlington	14	7	21	14	56
Kansas State	12	16	27	15	70

GAME 10
Chicago State
Kansas State
December 18, 2017 | Manhattan, Kan.

Chicago State (0-13)										
No.	N A M E		FG	3FG	FT	RB	PF	TP	A	MIN
22	Mata Boix, Ines	f	1-8	0-0	0-1	5-9	2	2	2	36
01	Johnson, Phylcia	g	3-9	0-4	5-5	1-1	2	11	3	38
10	Bowers, Tyesha	g	5-14	1-5	4-5	1-4	3	15	2	27
12	Thomas, Tiana	g	2-3	2-3	1-2	0-1	2	7	0	23
25	Harris, Destiny	g	3-3	0-0	0-0	0-2	2	0	0	14
04	Cliff, Alexandria	1-1	0-0	0-0	1-2	2	2	0	0	1
11	Harris, Keana	2-2	2-5	0-0	0-2	5	3	0	0	23
08	Allen, Tamara	0-8	0-0	0-0	0-2	2	8	0	0	2
35	Blake, Alexa	0-2	0-2	0-0	0-0	0	0	0	0	0
TEAM					0-1	1				
TOTAL			18-53	5-19	10-13	8-18-26	18	51	8	200

GAME 13
Kansas State (24/rv) Oklahoma State
December 31, 2017 | Stillwater, Okla.

Kansas State (8-5, 2-2)		FG	3FG	FT	RB	PF	TP	A	MIN
No.	N A M E								
01	Page, Kaylee	f	1-4	0-3	0-0	1	2	0	15
11	Williams, Peyton	f	7-10	0-1	1-1	4	15	2	28
33	Ray, Ashley	f	0-1	0-0	0-0	3	0	0	10
10	Goth, Kayla	g	8-14	0-1	1-3	2	17	6	37
50	Martin, Shaelyn	g	1-3	0-0	2-2	1-4	3	4	2
02	Goodrich, Cymone	g	5-11	1-3	1-1	0-0	0	12	22
12	Ranke, Rachel	g	4-12	3-10	2-2	0-4	3	13	0
15	Jones, Kali	g	1-4	0-0	0-0	1-6	1	2	1
22	Middlebrook, Karyla	g	1-5	1-2	0-0	0-0	2	3	1
40	Lakes, Mary	g	0-1	0-0	0-0	1-3	1	0	0
TEAM	Totals		28-65	5-20	7-9	9-25	34	24	68
1st Q	2nd Q	3rd Q	4th Q	Game					
Field Goals	.500	.333	.500	.391					
Three-Point FG	.500	.000	.500	.200					
Free Throws	.000	.833	1.000	.500					
Deadball Rebounds									

Oklahoma State (11-2, 2-0)		FG	3FG	FT	RB	PF	TP	A	MIN
No.	N A M E								
03	Coleman, Mandy	f	6-11	2-4	3-3	0-5	1	17	1
54	Jensen, Kaylee	c	6-13	0-2	7-11	10-8	1	19	4
11	Combs, Arianne	g	4-9	2-2	0-0	2-1	2	10	3
14	Miller, Braxton	g	3-9	2-5	0-0	3-2	3	8	2
32	Goodwin, Loryn	g	4-16	0-4	13-17	3-8	1	21	4
13	Holt, Jentry	g	0-0	0-0	1-2	0-1	1	1	0
20	Jones, LaTashia	g	0-1	0-0	0-0	1-0	0	0	2
23	Hobbs, Jaden	g	0-2	0-2	0-0	0-0	1	0	0
24	Wheeler, Karli	g	0-1	0-1	0-0	0-0	0	0	1
30	Castro, Maria	g	0-1	0-1	0-0	0-1	0	0	1
TEAM	Totals		23-63	6-21	24-33	20-28	48	12	76
1st Q	2nd Q	3rd Q	4th Q	Game					
Field Goals	.429	.333	.235	.545					
Three-Point FG	.400	.200	.143	.500					
Free Throws	.833	.889	.857	.455					
Deadball Rebounds									

Officials: Brian Hall, Roy Gulbeyan, Marc Merritt
Technical Fouls: Kansas State - None; Oklahoma State - None | Attendance: 2277

Score by Periods	1st	2nd	3rd	4th	Total
Kansas State	13	13	21	21	68
Oklahoma State	19	23	15	19	76

GAME 14
Kansas State (12/11) West Virginia
January 3, 2018 | Morgantown, W. Va.

Kansas State (9-5, 1-2)		FG	3FG	FT	RB	PF	TP	A	MIN
No.	N A M E								
01	Page, Kaylee	f	5-12	2-7	0-0	1-4	5	12	0
11	Williams, Peyton	f	9-16	0-2	4-6	4-6	1	22	0
02	Goodrich, Cymone	g	0-4	0-1	0-0	0-0	0	0	1
10	Goth, Kayla	g	3-13	1-4	6-10	3-6	2	13	7
50	Martin, Shaelyn	g	1-2	0-1	0-0	2-5	2	5	27
12	Ranke, Rachel	g	3-10	3-10	2-2	0-1	1	11	1
15	Jones, Kali	g	0-0	0-0	0-0	2-2	3	0	14
33	Ray, Ashley	g	0-0	0-0	0-0	0-0	2	0	0
40	Lakes, Mary	g	0-1	0-0	0-0	0-0	0	0	2
TEAM	Totals		21-58	6-25	12-18	14-26	40	12	60
1st Q	2nd Q	3rd Q	4th Q	Game					
Field Goals	.353	.286	.313	.545					
Three-Point FG	.000	.286	.250	.500					
Free Throws	.667	1.000	.667	.500					
Deadball Rebounds									

West Virginia (13-2, 1-2)		FG	3FG	FT	RB	PF	TP	A	MIN
No.	N A M E								
11	Muldrow, Teana	f	10-21	0-4	5-6	4-6	1	25	2
34	Ekhelar, Theresa	c	3-4	0-0	1-1	3-5	3	7	0
00	Davenport, Naomi	g	1-7	1-3	0-0	2-3	4	3	5
12	Ray, Chania	g	1-13	0-7	2-2	0-2	4	4	7
22	Pardee, Katrina	g	1-10	1-9	2-2	3-6	4	5	1
01	Jones, Ashley	g	2-3	2-3	0-0	1-4	2	6	0
03	Harden, Destiny	g	0-2	0-0	2-4	0-3	2	2	1
04	Staples, Nia	g	0-0	0-0	0-0	0-0	0	0	0
TEAM	Totals		18-60	4-26	12-15	16-27	43	22	52
1st Q	2nd Q	3rd Q	4th Q	Game					
Field Goals	.353	.357	.333	.143					
Three-Point FG	.143	.333	.167	.000					
Free Throws	.833	1.000	1.000	.667					
Deadball Rebounds									

Officials: Lisa Mattingly, Jesse Dickerson, Amy Bonner
Technical Fouls: Kansas State - None; West Virginia - None | Attendance: 1440

Score by Periods	1st	2nd	3rd	4th	Total
Kansas State	14	14	14	18	60
West Virginia	18	13	13	8	52

GAME 15
(8/8) Texas
Kansas State
January 7, 2018 | Manhattan, Kan.

Texas (13-1, 4-0)		FG	3FG	FT	RB	PF	TP	A	MIN
No.	N A M E								
31	Caron-Goudreau, A.	f	4-7	0-0	2-2	5-5	10	2	30
40	White, Jataria	f	5-13	0-0	0-1	3-2	5	10	0
10	Higgs, Lashann	g	9-12	3-3	5-6	1-2	3	26	4
11	McCarthy, Brooke	g	3-13	1-7	2-2	1-3	1	9	3
23	Atkins, Ariel	g	4-11	1-5	2-2	2-6	1	11	6
01	Sutton, Alecia	g	0-3	0-2	0-0	0-2	3	0	1
05	Hosey, Jordan	g	1-2	0-0	0-0	1-0	1	2	0
12	Underwood, Jada	g	0-0	0-0	0-0	0-0	1	0	0
14	Aborowa, Olanmi	g	0-1	0-0	0-0	0-1	0	0	4
15	Patterson, Chasity	g	0-1	0-1	0-0	0-1	0	0	0
24	Holmes, Joyner	g	1-4	0-0	0-0	1-2	3	2	1
33	Boothe, Rellah	g	2-5	1-2	0-0	1-2	4	5	0
TEAM	Totals		29-72	6-20	11-13	19-28	47	18	75
1st Q	2nd Q	3rd Q	4th Q	Game					
Field Goals	.278	.471	.381	.500					
Three-Point FG	.000	.571	.250	.250					
Free Throws	.667	1.000	.833	1.000					
Deadball Rebounds									

Kansas State (9-6, 1-3)		FG	3FG	FT	RB	PF	TP	A	MIN
No.	N A M E								
01	Page, Kaylee	f	1-7	1-7	0-0	0-4	1	3	1
11	Williams, Peyton	f	5-9	0-0	2-2	2-2	3	12	3
50	Martin, Shaelyn	f	3-9	1-2	2-2	0-3	2	9	9
02	Goodrich, Cymone	g	1-1	0-0	0-0	0-1	0	2	0
10	Goth, Kayla	g	6-18	1-4	4-4	2-3	5	17	5
05	Wiggins, Alisa	g	0-0	0-0	0-0	0-0	0	0	1
12	Ranke, Rachel	g	4-8	3-5	0-0	0-2	3	11	0
15	Jones, Kali	g	1-1	0-0	0-0	0-2	2	2	1
33	Ray, Ashley	g	2-2	0-0	0-1	0-0	0	4	1
40	Lakes, Mary	g	2-2	0-0	0-0	0-1	3	4	0
TEAM	Totals		25-57	6-18	8-9	5-21	26	16	64
1st Q	2nd Q	3rd Q	4th Q	Game					
Field Goals	.462	.308	.412	.571					
Three-Point FG	.250	.333	.333	.400					
Free Throws	1.000	1.000	.667	1.000					
Deadball Rebounds									

Officials: Scott Yarbrough, Michael McConnell, Julie Krommenhoek
Technical Fouls: Texas - None; Kansas State - None | Attendance: 3908

Score by Periods	1st	2nd	3rd	4th	Total
Texas	12	22	22	19	75
Kansas State	15	11	18	20	64

GAME 16
Kansas State
Iowa State
January 10, 2018 | Ames, Iowa

Kansas State (10-6, 2-3)		FG	3FG	FT	RB	PF	TP	A	MIN
No.	N A M E								
01	Page, Kaylee	f	3-12	3-10	4-4	1-9	10	13	2
10	Goth, Kayla	g	5-13	1-2	5-5	0-1	1	16	7
11	Williams, Peyton	f	6-13	0-1	3-5	4-7	1	25	2
12	Ranke, Rachel	g	4-9	4-8	2-2	0-4	0	14	1
50	Martin, Shaelyn	f	0-2	0-1	0-0	1-5	3	0	0
02	Goodrich, Cymone	g	0-5	0-3	1-2	1-0	1	0	11
15	Jones, Kali	g	3-6	0-0	2-2	5-3	2	8	0
33	Ray, Ashley	g	0-0	0-0	0-0	0-0	0	0	0
40	Lakes, Mary	g	0-0	0-0	0-0	0-1	1	0	0
TEAM	Totals		21-60	8-25	17-20	12-30	42	12	67
1st Q	2nd Q	3rd Q	4th Q	Game					
Field Goals	.412	.286	.063	.692					
Three-Point FG	.286	.333	.000	.800					
Free Throws	1.000	1.000	.857	.778					
Deadball Rebounds									

Iowa State (7-9, 1-4)		FG	3FG	FT	RB	PF	TP	A	MIN
No.	N A M E								
01	Wise, Madison	g	2-10	1-4	0-0	3-5	8	4	5
03	Dunn, Emily	g	2-8	2-6	1-2	0-1	4	7	4
13	Cambers, Adriana	g	1-6	1-5	0-0	0-4	3	3	0
21	Carleton, Bridget	g	5-15	2-4	4-6	4-7	1	16	5
25	Scott, Kristin	f	1-4	0-0	0-0	1-5	0	2	0
04	Johnson, Rae	f	1-5	1-5	0-0	1-1	2	3	1
12	Kennedy-Hopgate, B.	g	7-8	0-0	3-5	1-2	3	17	0
32	Burkhardt, Meredith	g	3-6	1-1	0-0	1-3	1	7	0
TEAM	Totals		22-62	8-25	8-13	13-29	42	18	60
1st Q	2nd Q	3rd Q	4th Q	Game					
Field Goals	.467	.286	.313	.353					
Three-Point FG	.500	.200	.333	.000					
Free Throws	.000	.500	.600	.750					
Deadball Rebounds									

Officials: Bryan Enterline, Maj Forsberg, Tiffany Bird
Technical Fouls: Kansas State - None; Iowa State - None | Attendance: 9501

Score by Periods

GAME 19
(rv/-) Kansas State
(4/4) Baylor
January 20, 2018 | Waco, Texas

Kansas State (11-8, 3-5)												
No.	N A M E	FG	3FG	FT	RB	PF	TP	A	MIN			
01	Page, Kaylee	f	3-10	1-6	0-1	0-3-3	3	7	3	33		
11	Williams, Peyton	f	4-9	0-2	1-1	1-2-3	2	9	1	34		
40	Lakes, Mary	c	0-1	0-0	0-0	1-2-3	5	0	0	8		
10	Goth, Kayla	g	8-19	3-5	3-3	1-2-3	1	22	5	35		
12	Ranke, Rachel	g	0-9	0-8	0-0	0-2-2	2	0	1	29		
02	Goodrich, Cymone		2-8	2-4	0-0	0-1-1	1	6	0	23		
15	Jones, Kali		3-7	0-0	0-2	3-1-4	3	6	0	24		
33	Ray, Ashley		0-1	0-0	0-0	1-0-1	0	0	0	14		
TEAM Totals			20-64	6-25	4-7	9-15-24	17	50	10	200		

	1st Q	2nd Q	3rd Q	4th Q	Game
Field Goals	.267	.286	.316	.375	.313
Three-Point FG	.000	.250	.333	.333	.240
Free Throws	.333	.000	1.000	.000	.571
Deadball Rebounds					1

Baylor (17-1, 7-0)												
No.	N A M E	FG	3FG	FT	RB	PF	TP	A	MIN			
01	Cohen, Dekeiya	f	1-4	0-0	0-0	0-2-2	1	2	0	21		
15	Cox, Lauren	f	7-17	0-0	2-4	11-8-19	4	16	5	34		
21	Brown, Kalani	c	12-19	0-0	9-11	8-11-19	1	33	1	37		
04	Wallace, Kristy	g	2-6	0-4	0-0	4-5-9	3	4	4	28		
24	Chou, Natalie	g	0-6	0-4	0-0	3-1-4	0	0	4	19		
02	Richards, Didi		3-4	0-0	0-1	2-5-7	1	6	3	24		
11	Morris, Alexis		5-11	2-3	0-0	0-2-2	3	12	1	24		
12	Ursin, Moon		0-3	0-2	0-0	0-0-0	0	0	0	6		
20	Landrum, Juicy		1-4	0-3	0-0	1-1-2	0	2	0	7		
TEAM Totals			31-74	2-16	11-16	32-37-69	13	75	18	200		

	1st Q	2nd Q	3rd Q	4th Q	Game
Field Goals	.353	.329	.440	.333	.419
Three-Point FG	.000	.500	.000	.250	.125
Free Throws	.667	.500	.667	.750	.688
Deadball Rebounds					1

Officials: Felicia Grinter, Bryan Enterline, Doug Knight
Technical Fouls: Kansas State - None; Baylor - None | Attendance: 6131

Score by Periods	1st	2nd	3rd	4th	Total
Kansas State	9	9	18	14	50
Baylor	14	20	24	17	75

GAME 21
Kansas State
January 28, 2018 | Lawrence, Kansas

Kansas State (12-9, 4-6)												
No.	N A M E	FG	3FG	FT	RB	PF	TP	A	MIN			
01	Page, Kaylee	f	3-8	1-4	1-3	1-8-9	4	8	2	42		
11	Williams, Peyton	f	9-16	0-2	5-5	4-4-8	3	23	0	40		
10	Goth, Kayla	g	5-17	0-1	4-6	0-2-2	2	14	6	44		
12	Ranke, Rachel	g	3-11	2-5	1-2	1-4-5	0	9	0	26		
50	Martin, Shaelyn	g	0-3	0-2	2-2	1-8-9	2	2	4	39		
02	Goodrich, Cymone		3-6	1-2	0-0	0-2-2	0	7	1	19		
15	Jones, Kali		0-3	0-0	0-0	1-1-2	2	0	0	10		
33	Ray, Ashley		0-1	0-0	0-0	0-1-1	0	0	0	5		
TEAM Totals			23-65	4-16	13-18	9-34-43	13	63	13	225		

	1st Q	2nd Q	3rd Q	4th Q	OT	Game
Field Goals	.267	.250	.188	.667	.667	.354
Three-Point FG	.000	.200	.250	.667	.000	.250
Free Throws	1.000	.500	.000	.750	.667	.722
Deadball Rebounds						1

Kansas (11-10, 2-8)												
No.	N A M E	FG	3FG	FT	RB	PF	TP	A	MIN			
14	Richardson, Austin	f	3-11	2-4	2-2	3-4-7	1	10	2	35		
01	Lott, Chelsea	c	0-7	0-0	0-0	2-4-6	0	0	0	27		
00	Lyons, Kristalaha	g	5-17	0-3	2-2	2-4-3	2	12	2	43		
02	Osorio, Brianna	g	5-9	4-6	1-2	0-3-3	4	15	2	42		
33	Kopatchik, Kylee	g	4-11	4-10	3-4	3-9-12	2	15	5	40		
12	Wilson, Micaela	g	0-2	0-1	0-0	0-2-2	0	0	0	3		
22	Chedaille, Chayla		0-2	0-0	0-2	0-3-3	0	0	1	16		
35	Helgren, Bailey		0-0	0-0	0-0	0-0-0	0	0	0	4		
55	Jones, Kali		3-6	0-0	1-4	1-5-6	4	7	0	15		
TEAM Totals			20-65	10-24	9-16	13-37-50	13	59	12	225		

	1st Q	2nd Q	3rd Q	4th Q	OT	Game
Field Goals	.300	.267	.294	.400	.250	.308
Three-Point FG	.600	.250	.167	.571	.500	.417
Free Throws	.000	.750	.000	.500	.750	.563
Deadball Rebounds						5

Officials: Melissa Barlow, Roy Gulbeyan, Nick Marshall
Technical Fouls: Kansas State - None; Kansas - None | Attendance: 5066

Score by Periods	1st	2nd	3rd	4th	OT	Total
Kansas State	12	11	7	21	12	63
Kansas	9	12	11	19	8	59

GAME 23
Iowa State
Kansas State
February 3, 2018 | Manhattan, Kansas

Iowa State (10-13, 4-8)												
No.	N A M E	FG	3FG	FT	RB	PF	TP	A	MIN			
01	Wise, Madison	f	6-10	5-5	0-0	3-5-8	2	17	2	27		
13	Camber, Adriana	f	8-16	5-12	0-0	1-5-6	2	21	1	33		
32	Burkhall, Meredith	f	7-9	1-1	5-6	3-10-13	3	20	1	25		
03	Durr, Emily	g	4-12	1-5	0-0	1-3-4	1	9	13	35		
21	Carleton, Bridget	g	4-11	3-5	0-0	0-9-9	0	11	4	37		
04	Johnson, Rae		0-3	0-2	0-0	0-1-1	2	0	1	11		
10	Washington, Nia		0-1	0-0	0-0	0-0-0	1	0	1	5		
25	Scott, Kristin		1-5	0-1	0-0	2-1-3	1	2	1	9		
30	Ricketts, Claire		0-1	0-0	0-0	3-5-8	1	0	1	18		
TEAM Totals			30-68	15-31	5-6	14-41-55	13	80	25	200		

	1st Q	2nd Q	3rd Q	4th Q	Game
Field Goals	.529	.313	.444	.471	.441
Three-Point FG	.500	.375	.571	.500	.484
Free Throws	1.000	.000	.750	.000	.833
Deadball Rebounds					1

Kansas State (12-11, 4-8)												
No.	N A M E	FG	3FG	FT	RB	PF	TP	A	MIN			
01	Page, Kaylee	f	2-8	1-4	0-0	2-0-2	1	5	1	32		
11	Williams, Peyton	f	5-12	1-3	0-0	2-5-7	3	11	2	32		
50	Martin, Shaelyn	g	3-11	0-2	0-0	1-5-6	3	6	2	23		
10	Goth, Kayla	g	4-14	0-3	6-9	3-6-9	0	14	4	34		
12	Ranke, Rachel	g	2-12	2-7	0-0	0-5-5	2	6	2	34		
02	Goodrich, Cymone		0-7	0-3	0-0	0-1-1	2	0	1	19		
05	Wiggins, Alisa		0-0	0-0	0-0	0-1-1	0	0	0	4		
15	Jones, Kali		1-4	0-0	0-0	0-0-0	3	2	0	16		
33	Ray, Ashley		0-1	0-0	1-2	1-0-1	0	1	0	3		
40	Lakes, Mary		0-0	0-0	0-0	0-0-0	0	0	0	3		
TEAM Totals			17-69	4-22	7-11	13-24-37	14	45	12	200		

	1st Q	2nd Q	3rd Q	4th Q	Game
Field Goals	.357	.350	.150	.133	.246
Three-Point FG	.333	.222	.143	.000	.182
Free Throws	.500	.000	1.000	.600	.636
Deadball Rebounds					2

Officials: Lisa Mattingly, Bob Trammell, Cameron Inouye
Technical Fouls: Iowa State - None; Kansas State - None | Attendance: 6490

Score by Periods	1st	2nd	3rd	4th	Total
Iowa State	25	13	23	19	80
Kansas State	13	16	9	7	45

GAME 20
(24/24) TCU
Kansas State
January 24, 2018 | Manhattan, Kan.

TCU (14-5, 3-3)												
No.	N A M E	FG	3FG	FT	RB	PF	TP	A	MIN			
21	Coleman, Sydney	f	4-7	2-4	0-0	1-5-6	2	10	0	21		
33	Akomofole, Adedola	c	2-6	0-0	0-0	2-1-3	3	4	0	15		
22	Moore, Jordan	c	2-5	0-0	3-4	3-6-6	1	7	0	30		
15	Woods, Jayde	g	2-2	0-0	2-2	0-0-0	5	6	1	13		
25	Ray, Kianna	g	3-9	1-4	1-2	0-3-3	2	8	6	30		
00	Okonkwo, Amy		6-10	3-3	7-7	2-2-4	0	22	2	24		
04	Ramirez, Amber		1-4	1-4	0-0	0-2-2	0	3	1	17		
20	Heard, Lauren		2-5	2-5	0-0	0-3-3	3	6	4	29		
24	Yann, Dakota		1-4	0-3	0-0	0-3-3	2	2	1	21		
TEAM Totals			23-52	9-23	13-15	8-25-33	18	68	15	200		

	1st Q	2nd Q	3rd Q	4th Q	Game
Field Goals	.357	.500	.533	.333	.442
Three-Point FG	.429	.286	.500	.333	.391
Free Throws	1.000	.750	1.000	.750	.867
Deadball Rebounds					1

||
||
||

GAME 25 Kansas State (6/6) Texas February 10, 2018 | Austin, Texas

No.	N A M E	FG	3FG	FT	RB	PF	TP	A	MIN
01	Page, Kaylee	f	2-5	2-5	0-0	0	6	1	27
11	Williams, Peyton	f	5-10	0-3	3-3	0	13	2	33
10	Goth, Kayla	g	3-11	0-4	2-6	2-3-5	1	12	6
12	Ranke, Rachel	g	3-8	2-5	2-2	0-1-1	4	10	0
50	Martin, Shaelyn	g	1-3	1-3	0-0	1-3-4	0	3	21
02	Goodrich, Cymone	g	1-1	1-1	1-2	0-2-2	3	4	1
05	Wiggins, Alisa	g	1-1	0-0	0-0	0-0-0	0	2	0
15	Jones, Kali	g	0-1	0-0	0-0	2-4-6	1	0	0
33	Ray, Ashley	g	0-1	0-0	0-2	0-1-1	2	0	0
40	Lakes, Mary	g	1-2	0-0	2-6	1-2-3	4	4	0
TEAM	Totals		17-43	6-21	14-21	6-23-29	15	54	11

	1st Q	2nd Q	3rd Q	4th Q	Game
Field Goals	.778	.154	.385	.375	.395
Three-Point FG	.750	.125	.200	.250	.286
Free Throws	1.000	.667	1.000	.375	.667
Deadball Rebounds					4

No.	N A M E	FG	3FG	FT	RB	PF	TP	A	MIN
31	Caron-Goudreau, A.	f	2-2	0-0	0-2-2	1	8	1	18
40	White, Jatarie	c	3-8	0-0	2-2	4-4-8	2	8	1
10	Higgs, Lashann	g	3-8	0-2	1-1	0-2-2	3	7	1
11	McCarthy, Brooke	g	6-12	1-4	4-4	0-4-4	1	17	2
23	Atkins, Ariel	g	3-7	0-3	2-2	2-0-2	3	8	3
01	Sutton, Alecia	g	3-7	1-3	0-0	0-3-3	1	7	2
05	Hayden, Jordan	g	4-7	0-0	2-4	6-2-8	2	10	0
12	Underwood, Jada	g	0-3	0-1	0-0	0-1-1	2	0	0
14	Aborowa, Olamide	g	0-3	0-0	0-0	1-0-1	2	0	0
15	Patterson, Chasity	g	0-0	0-0	0-0	0-0-0	0	0	0
24	Holmes, Joyner	g	4-9	0-0	3-4	4-3-7	2	11	1
30	Caron-Goudreau, K.	g	0-3	0-2	0-0	1-0-1	0	0	0
TEAM	Totals		28-69	2-15	18-21	20-23-43	19	76	11

	1st Q	2nd Q	3rd Q	4th Q	Game
Field Goals	.500	.333	.478	.182	.406
Three-Point FG	.250	.000	.200	.000	.133
Free Throws	.667	1.000	1.000	.750	.857
Deadball Rebounds					1

Officials: Mark Zentz, Felicia Grinter, Bryan Enterline
Technical Fouls: Kansas State - None; Texas - None | Attendance: 3900

Score by Periods	1st	2nd	3rd	4th	Total
Kansas State	21	9	14	10	54
Texas	23	16	27	10	76

GAME 26 Kansas State (rv/rv) TCU February 17, 2018 | Fort Worth, Texas

No.	N A M E	FG	3FG	FT	RB	PF	TP	A	MIN
01	Page, Kaylee	f	4-7	2-5	0-0	0-2-2	3	10	2
11	Williams, Peyton	f	6-15	1-2	8-8	0-9-9	1	21	1
10	Goth, Kayla	g	8-17	2-4	5-5	1-0-1	2	23	7
12	Ranke, Rachel	g	2-6	1-5	2-2	1-3-4	4	7	1
50	Martin, Shaelyn	g	0-1	0-1	3-4	1-2-3	4	3	3
02	Goodrich, Cymone	g	1-3	0-0	0-0	0-0-0	1	2	1
15	Jones, Kali	g	1-1	0-0	0-0	0-0-0	1	2	0
33	Ray, Ashley	g	0-0	0-0	0-0	0-0-0	0	0	0
40	Lakes, Mary	g	1-3	0-0	0-0	2-3-5	3	2	0
TEAM	Totals		23-53	6-17	18-19	6-19-25	19	70	15

	1st Q	2nd Q	3rd Q	4th Q	Game
Field Goals	.308	.357	.467	.636	.434
Three-Point FG	.500	.286	.333	.400	.353
Free Throws	1.000	1.000	1.000	.857	.947
Deadball Rebounds					1

No.	N A M E	FG	3FG	FT	RB	PF	TP	A	MIN
22	Moore, Jordan	c	7-10	0-0	2-2	2-3-5	4	16	1
01	Thompson, Toree	g	4-8	2-7	1-2	0-2-2	2	11	1
04	Ramirez, Amber	g	4-9	4-7	0-0	0-1-1	0	12	6
15	Woods, Jayde	g	2-3	0-1	0-0	0-0-1	2	4	6
21	Coleman, Sydney	g	3-7	0-0	0-0	0-1-0	3	6	2
00	Okonkwo, Amy	g	8-11	0-2	6-6	4-6-10	1	22	1
00	Heard, Lauren	g	1-2	0-0	4-7	1-4-5	1	6	1
24	Yann, Dakota	g	0-4	0-3	0-0	0-0-0	1	0	1
25	Ray, Kianna	g	3-4	2-2	0-0	0-2-2	1	8	2
31	Hellesey, Ella	g	0-0	0-0	0-0	0-0-0	0	0	0
33	Akomolafe, Adeola	g	0-1	0-0	2-2	3-2-5	4	2	2
TEAM	Totals		32-59	8-22	15-19	11-24-35	19	87	23

	1st Q	2nd Q	3rd Q	4th Q	Game
Field Goals	.438	.600	.538	.600	.542
Three-Point FG	.429	.250	.250	.429	.364
Free Throws	.750	.833	1.000	.750	.789
Deadball Rebounds					1

Officials: Dee Kantner, Lisa Jones, Laura Morris
Technical Fouls: Kansas State - None; TCU - None | Attendance: 2043

Score by Periods	1st	2nd	3rd	4th	Total
Kansas State	13	17	18	22	70
TCU	23	24	16	24	87

GAME 27 (rv/rv) West Virginia Kansas State February 20, 2018 | Manhattan, Kan.

No.	N A M E	FG	3FG	FT	RB	PF	TP	A	MIN
11	Muldowney, Teana	f	6-10	0-1	7-8	0-11-11	2	19	4
13	King, Kristina	f	6-11	0-0	4-9	3-6-9	1	16	2
00	Davenport, Naomi	g	7-14	0-5	1-2	0-7-7	4	15	4
12	Ray, Chania	g	3-5	1-2	3-5	1-1-2	3	10	2
22	Pardee, Katrina	g	3-6	3-4	4-4	1-4-5	2	13	3
01	Jones, Ashley	g	1-1	0-0	0-0	0-1-1	2	2	1
03	Harden, Destiny	g	0-1	0-0	0-0	0-0-0	0	0	0
TEAM	Totals		26-48	4-12	19-28	6-31-37	14	75	16

	1st Q	2nd Q	3rd Q	4th Q	Game
Field Goals	.353	.600	.727	.600	.542
Three-Point FG	.429	.000	.333	.000	.333
Free Throws	.500	.500	.667	.750	.679
Deadball Rebounds					4

No.	N A M E	FG	3FG	FT	RB	PF	TP	A	MIN
01	Page, Kaylee	f	4-10	3-9	5-5	0-2-2	2	16	0
11	Williams, Peyton	f	8-15	0-1	2-2	3-3-6	4	18	0
50	Martin, Shaelyn	f	2-4	0-0	1-1	2-6-8	3	5	1
10	Goth, Kayla	g	5-15	0-4	4-8	2-0-2	1	14	5
12	Ranke, Rachel	g	3-12	2-9	3-4	1-1-2	3	11	0
02	Goodrich, Cymone	g	1-1	0-0	0-0	0-2-2	0	2	0
15	Jones, Kali	g	0-1	0-0	0-0	0-1-1	1	0	0
33	Ray, Ashley	g	0-0	0-0	0-0	0-0-0	0	0	0
40	Lakes, Mary	g	0-1	0-0	0-0	1-3-4	3	0	0
TEAM	Totals		23-59	5-23	15-20	9-21-30	18	66	6

	1st Q	2nd Q	3rd Q	4th Q	Game
Field Goals	.333	.375	.438	.417	.390
Three-Point FG	.200	.000	.222	.400	.217
Free Throws	.000	.500	.500	.813	.750
Deadball Rebounds					1

Officials: Tina Napier, Brenda Pantoja, Doug Knight
Technical Fouls: West Virginia - None; Kansas State - Bench | Attendance: 3452

Score by Periods	1st	2nd	3rd	4th	Total
West Virginia	17	13	21	24	75
Kansas State	11	13	17	25	66

GAME 28 Kansas Kansas State February 24, 2018 | Manhattan, Kan.

No.	N A M E	FG	3FG	FT	RB	PF	TP	A	MIN
14	Richardson, Austin	f	6-10	2-2	0-0	5-1-6	3	12	0
55	Johnson, Tyler	f	5-10	0-0	3-3	4-1-5	4	15	3
00	Lyons, Christalah	g	5-14	1-5	3-4	0-0-0	1	14	5
02	Osorio, Brianna	g	0-1	0-1	0-0	0-1-1	2	0	1
33	Kopachik, Kylee	g	5-12	5-11	2-2	0-3-3	1	17	2
01	Lott, Chelsea	g	0-0	0-0	0-2	0-1-1	0	0	0
22	Cheadle, Chayla	g	3-9	0-1	3-5	3-4-7	3	9	3
24	Benoit, Sydney	g	0-1	0-1	0-0	0-0-0	0	0	2
35	Helgerson, Bailey	g	0-0	0-0	0-0	0-1-1	0	0	1
TEAM	Totals		24-57	8-21	11-16	14-14-28	14	67	17

	1st Q	2nd Q	3rd Q	4th Q	Game
Field Goals	.583	.462	.357	.333	.421
Three-Point FG	1.000	.429	.400	.000	.381
Free Throws	.500	.000	.750	.750	.688
Deadball Rebounds					4

No.	N A M E	FG	3FG	FT	RB	PF	TP	A	MIN
01	Page, Kaylee	f	5-10	3-5	0-0	0-1-1	2	13	2
11	Williams, Peyton	f	9-12	1-1	2-2	1-4-5	2	21	3
50	Martin, Shaelyn	f	1-3	1-2	4-4	4-6-10	3	7	4
10	Goth, Kayla	g	8-15	1-3	4-4	3-3-6	1	21	12
12	Ranke, Rachel	g	6-10	5-8	2-2	0-4-4	2	19	1
02	Goodrich, Cymone	g	1-4	1-2	0-0	0-0-0	1	3	0
05	Wiggins, Alisa	g	0-0	0-0	1-2	0-0-0	0	1	0
15	Jones, Kali	g	3-4	0-0	0-1	1-0-1	3	6	2
33	Ray, Ashley	g	0-0	0-0	0-0	0-0-0	0	0	0
40	Lakes, Mary	g	0-0	0-0	0-0	0-1-1	0	0	0
TEAM	Totals		33-58	12-21	13-15	10-21-31	14	91	24

	1st Q	2nd Q	3rd Q	4th Q	Game
Field Goals	.571	.533	.588	.583	.569
Three-Point FG	.500	.750	.571	.500	.571
Free Throws	1.000	1.000	1.000	.600	.867
Deadball Rebounds					2

Officials: Lisa Mattingly, Scott Yarbrough, Brian Hall
Technical Fouls: Kansas - None; Kansas State - None | Attendance: 6037

Score by Periods	1st	2nd	3rd	4th	Total
Kansas	19	15	18	15	67
Kansas State	20	24	27	20	91

GAME 29 Kansas State Texas Tech February 26, 2018 | Lubbock, Texas

Kansas State (13-14, 7-11)									
No.	N A M E	FG	3FG	FT	RB	PF	TP	A	MIN
01	Page, Kaylee	f	3-10	3-8	1-2	2-2-4	1	10	3
11	Williams, Peyton	f	2-5	0-1	4-4	0-1-1	1	8	2
10	Goth, Kayla	g	6-9	3-3	0-0	3-3-6	0	15	9
12	Ranke, Rachel	g	9-17	6-13	2-2	2-5-7	1	26	1
50	Martin, Shaelyn	g	5-8	0-1	4-4	1-2-3	2	14	3
02	Goodrich, Cymone	g	1-4	0-2	2-2	1-3-4	3	4	2
05	Wiggins, Alisa	g	1-1	0-0	1-2	0-2-2	0	3	0
15	Jones, Kali	g	2-4	0-0	0-2	2-2-4	2	4	1
33	Ray, Ashley	g	0-3	0-0	0-0	0-1-1	3	0	0
40	Lakes, Mary	g	1-4	0-0	0-2	0-1-1	3	0	0



50 | SHAELYN MARTIN

Guard/Forward | 6-1 | Salina, Kan. (Salina Central HS)

2018 CoSIDA Academic All-America Second Team

MARTIN'S TROPHY CASE

- 2018 CoSIDA Academic All-America Second Team
- 2-time CoSIDA Academic All-District VII (2017 & 2018)
- 2018 Big 12 WBB Scholar-Athlete of the Year
- 3-time Academic All-Big 12 First Team (2016, 2017 & 2018)
- 2018 Big 12/Dr. Gerald Lage Academic Achievement Award
- 2018 Nicole Ohlde Defensive MVP
- 2018 1st Infantry Division Sustainment Brigade Tammie Romstad Durable Award
- 3-time Pat Bosco Academic Award (2016, 2017 & 2018)
- 2-time Priscilla Gary Hustle Award (2016 & 2017)
- 2015 Big 12 Academic All-Rookie Team
- 7-time Big 12 Commissioner's Honor Roll

MARTIN'S CAREER HIGHS

Points	14, twice
Field Goals Made/Attempted	5, five times/ 11, twice
3-pt. FGs Made/Attempted	2, five times/6, vs. Hampton (11/21)
Free Throws Made/Attempted	7, vs. SFA (11/10/17)/8, five times
Rebounds	15, twice
Assists	9, twice
Blocks	2, five times
Steals	6, vs. Oklahoma (1/17/18)
Minutes	40, vs. Oklahoma State (1/28/15)

MISCELLANEOUS CAREER STATS

Double-Figure Scoring Games	13
20+ Point Games	-
Double-Figure Rebounding Games	14
Double-Doubles	1
5+ Rebound Games	88
5+ Assist Games	32
5+ Steal Games	5
2+ Steal Games	54
2+ Block Games	5
2+ Made 3-Pt. FGs	5

MARTIN'S CAREER AVERAGES

PPG	FG Pct.
4.9	.329
RPG	APG
6.0	3.2
BPG	SPG
0.3	1.6

3

Martin is one of three players in program history with 600 or more points, 750 or more rebounds and 400 or more assists in their career.

CAREER 600+ PTS/350+ ASSTS/700+ REBS

Player (Years)	Pts	Assts	Rebs
Shalee Lehning (2005-08)	1,189	800	914
Megan Mahoney (2001-05)	1,307	589	804
Shaelyn Martin (2014-18)	641	423	782



Shaelyn Martin concluded her K-State career ranked among the school record books in Postseason WNIT play.

- Martin played in five career WNIT games and ranks second in program history for career rebounds with 45 (9.0 rpg).
- She also ranks third in school history for career assist in WNIT play with 26 (5.2 apg). Her 5.2 assists per game ranks second in program history.

95

Shaelyn Martin was a two-time winner of the Priscilla Gary Hustle Award, as she took a school record 95 charges in her career with the Wildcats.

- She led the team in the 2017-18 season with 29 charges drawn. The 29 charges drawn are the most charges by a Wildcat in a season since tracking began in the 2007-08 season.



CAREER

Fifth on the K-State career assists list (423)... Fourth player in program history with 100 or more assists in three or more seasons... 10th on the K-State career rebounds list (782)... One of three players in program history with 600 or more points, 750 or more rebounds and 400 or more assists in their career... Sixth in school history for career assist to turnover ratio (1.40)... Eighth on the K-State career steals list (212)... School record for career charges drawn with 95... Tied for third for career games played (131)... Tied for fourth in school history for career starts (123)... Second in program history for career rebounds in WNIT games (45; 9.0 rpg)... Third in program history for career assists in WNIT games (26; 5.2 apg).

SENIOR (2017-18)

Played in 32 games with 32 starts... Carded 957 minutes of action (29.9 mpg)... Ranked 20th in the Big 12 in minutes per game... Tallied career season-highs in points (183; 5.7 ppg), field goals made and attempted and field goal percentage (54-of-156; .346), free throws made and attempted and free throw percentage (68-of-83; .819), rebounds (229; 7.2 rpg) and assists (119; 3.7 apg)... Ranked sixth in the Big 12 in rebounds per game... Ranked seventh in the Big 12 in defensive rebounds per game (5.5 drpg)... Ranked seventh in the Big 12 in assists per game... Ranked seventh in the Big 12 in free throw percentage... Ranked 10th in the Big 12 in assist-to-turnover ratio (1.5)... Pocketed 60 steals (1.9 spg)... Ranked eighth in the Big 12 in steals per game... Broke her own school record with 29 charges drawn in the season... Registered double figures in points in four games... Notched seven games with 10 or more rebounds... Dished out five or more assists in nine games... Tallied 16 games with two or more steals... Made 17 consecutive free throws from December 21 to February 7... Averaged 6.7 points, 10.0 rebounds and 5.3 assists in the 2018 Postseason WNIT... Recorded nine points, five rebounds, six assists and four steals against Stephen F. Austin (11/10)... Registered 12 points, nine rebounds, eight assists with no turnovers against Omaha (11/13)... Notched eight points, a career-high 15 rebounds, six assists and five steals against Florida A&M (11/17)... Carded 11 points, six rebounds, three steals and two assists against UCLA (11/24)... Registered five points, 11 rebounds, four assists and a steal against Penn State (11/25)... Carded 15 rebounds against UT Arlington (12/6)... Notched nine points and nine assists against Texas (1/7)... Tallied first career double-double with 12 points, 11 rebounds, three assists and three steals against Oklahoma State (1/13)... Recorded eight rebounds, eight assists and two steals against Texas Tech (2/7)... Registered seven points, 10 rebounds, four assists and two steals against Kansas (2/24)... Carded 14 points, three rebounds, three assists and five steals at Texas Tech (2/26)... Notched eight points, nine rebounds and eight assists against Saint Louis in the first round of the 2018 Postseason WNIT (3/15)... Recorded four points, 12 rebounds, six

assists and three steals against Utah in the second round of the 2018 Postseason WNIT (3/18)... Finished with eight points, nine rebounds and two assists against UC Davis in the third round of the 2018 Postseason WNIT (3/23).

JUNIOR (2016-17)

Played in all 34 games and made 26 starts... Registered 793 minutes of action (23.3 mpg)... Tallied a career-high 161 points (4.7 ppg)... Set a career-high for field goals made (51) and field goal percentage (.342)... Recorded a new career-high at the free throw line, 48-of-72 (.667)... Pulled in 165 rebounds (4.9 rpg)... Had 21 games with five or more rebounds... Handed out 102 assists (3.2 apg)... Eight games with five or more assists... Second straight season with 150 or more rebounds and 100 or more assists... Blocked a career-high 12 shots... Pocketed 41 steals, her third straight season with 40 or more steals... Handed out a career-high nine assists and pulled in nine rebounds against Chicago State (11/11)... Tallied 10 points, five rebounds and four assists against Tulsa (11/14)... Recorded six assists and seven rebounds against UTEP (11/26) in the Paradise Jam... Carded nine points, nine rebounds, seven assists and a steal against Auburn (12/1)... Registered 10 points and eight assists against West Virginia (1/1)... Notched 12 points, six rebounds, three assists, two blocks and two steals at Oklahoma (1/4)... Registered 11 points on 5-of-8 shooting, five rebounds and five assists at Iowa State (1/21)... Tallied six points and six rebounds against Iowa State (2/11)... Recorded three points, six assists, seven rebounds, three steals and a blocked shot at West Virginia.

SOPHOMORE (2015-16)

Played in and started all 32 games and charted 881 minutes for an average of 27.5 per game... Averaged 4.5 points, 6.8 rebounds, 3.5 assists and 1.4 steals... Set career-highs in rebounds (218), offensive rebounds (53), defensive rebounds (165), assists (112) and free throws made (46)... Led the team in assists... Ranked ninth in the Big 12 in rebounds and steals... Only player in the Big 12 to register 200 or more rebounds, 100 or more assists and 40 or more steals... For the second straight season, Martin has pulled in 150 or more rebounds, dished out 75 or more assists and pocketed 30 or more steals... Pulled in five or more rebounds in 25 games, including six games with 10 or more rebounds... Dished out five or more assists in 10 games... Notched seven points, nine rebounds, three assists, two steals and two blocks at Tulsa (11/13)... Recorded five points, six rebounds, three steals and a blocked shot at Connecticut (11/23)... Carded career-highs of 11 rebounds and seven assists against Southern (11/25)... Notched 10 rebounds, five assists and two steals against UT Arlington (12/3)... Hauled in 10 rebounds, dished out three assists and pocketed three steals at Chicago State (12/5)... Registered six points, nine rebounds and five assists against UTRGV (12/7)... Recorded eight points, four rebounds, seven assists, a block and

a steal against Florida Atlantic (12/13)... Carded nine rebounds and five assists against Western Illinois (12/21)... Notched nine points, seven rebounds, three assists and two steals against Iowa State (12/30)... Tallied a career-high 14 points and added six rebounds, six assists and four steals against West Virginia (1/6)... Recorded six points, six rebounds and three steals against Oklahoma State (1/13)... Registered seven points, 10 rebounds, five assists and a block against TCU (1/16)... Carded eight points and 10 rebounds at Kansas (1/20)... Tallied nine points, eight rebounds, four assists and two steals against Oklahoma (2/9)... Registered eight points, six rebounds and three assists against Texas Tech (2/21)... Recorded seven points, nine rebounds and six assists against George Washington (3/18) in the first round of the 2016 NCAA Tournament.

FRESHMAN (2014-15)

Played in and started all 33 games... One of two Wildcats to start every game (Breanna Lewis)... Registered averages of 4.6 points, 5.2 rebounds, 2.7 assists and 2.0 steals... Led the team in total assists (90) and assists per game... Second on the team in steals with 67... Tallied four games with 10 or more points... Pulled in five or more rebounds in 18 games... Handed out five or more assists in five games... Pocketed two or more steals in 19 games, including two games with five or more steals... Started her first career game at K-State against SIUE (11/14) and was the sixth true freshman in the last three years to start the season opener... Responded with five points, a team-high nine rebounds, three assists and three steals... Recorded seven rebounds, four assists and a steal against UMKC (11/18)... Tallied six points, five assists, four rebounds and a block against Hampton (11/21)... Carded a career-high eight points, five rebounds, a career-high five steals, blocked a shot and dished out an assist against UT Arlington (12/4)... Hauled in nine rebounds against Oral Roberts (12/14) and added three assists and three steals... Tallied a career-high 11 points, four rebounds and two assists against Grambling State (12/20)... Notched 10 points, five rebounds, four steals and three assists against Samford (12/30)... Pulled in a career-high 11 rebounds against Oklahoma State (1/28)... Carded 10 points, five rebounds, three assists and two steals against Texas (2/4)... Registered 10 points, eight rebounds, six assists and a steal against TCU (2/11)... Notched nine points, seven rebounds, five assists and three steals against Akron (3/19) in the first round of the 2015 WNIT.

MARTIN'S CAREER STATISTICS

YEAR	G-GS	MIN-AVG.	FGM-FGA	PCT	3PT-A	PCT	FTM-FTA	PCT	O-D-T	AVG	PF-D	A	TO	BLK	ST	PTS-AVG
2014-15	33-33	963-29.2	48-154	.312	13-52	.250	43-75	.573	43-127-170	5.2	55-0	90	84	9	67	152-4.6
2015-16	32-32	881-27.5	44-140	.314	11-45	.244	46-70	.657	53-165-218	6.8	66-0	112	74	8	44	145-4.5
2016-17	34-26	793-23.3	51-149	.342	11-36	.306	48-72	.667	48-117-165	4.9	56-0	102	67	12	41	161-4.7
2017-18	32-32	957-29.9	54-156	.346	7-37	.189	68-83	.819	53-176-229	7.2	73-0	119	77	7	60	183-5.7
TOTAL	131-123	3594-27.4	197-599	.329	42-170	.247	205-300	.683	197-585-782	6.0	250-0	423	302	36	212	641-4.9

MARTIN'S CAREER BIG 12 CONFERENCE STATISTICS

YEAR	G-GS	MIN	FGM-FGA	PCT	3PT-A	PCT	FTM-FTA	PCT	O-D-T	AVG	PF-D	A	TO	BLK	ST	PTS-AVG
2014-15	18-18	552-30.7	20-81	.247	5-29	.172	27-40	.675	25-65-90	5.0	30-0	42	48	6	35	72-4.0
2015-16	18-18	490-27.2	27-82	.329	6-26	.231	31-45	.689	26-84-110	6.1	39-0	49	39	3	21	91-5.1
2016-17	18-18	429-23.8	30-88	.341	7-23	.304	21-35	.600	22-60-82	4.6	35-0	48	35	8	22	88-4.9
2017-18	17-17	482-28.4	27-78	.346	4-20	.200	29-31	.935	26-73-99	5.8	42-0	56	39	3	30	87-5.1
TOTALS	71-71	1,953-27.5	104-329	.316	22-98	.224	108-151	.715	99-282-381	5.4	146-0	195	161	20	108	338-4.8

MARTIN'S CAREER POSTSEASON STATISTICS

YEAR	G-GS	MIN	FGM-FGA	PCT	3PT-A	PCT	FTM-FTA	PCT	O-D-T	AVG	PF-D	A	TO	BLK	ST	PTS-AVG
Big 12	6-5	149-24.8	6-21	.286	1-7	.143	10-14	.714	5-23-28	4.7	11-0	16	14	1	7	23-3.8
WNIT	5-5	164-32.8	10-24	.417	1-5	.200	12-19	.632	10-35-45	9.0	12-0	26	14	1	9	33-6.6
NCAA	4-2	98-24.5	5-18	.278	1-5	.200	6-8	.750	7-20-27	6.8	9-0	12	12	0	7	17-4.3
TOTALS	15-12	411-27.4	21-63	.333	3-17	.176	28-41	.683	22-78-100	6.7	32-0	54	40	2	23	73-4.9



22 | KARYLA MIDDLEBROOK

Guard | 5-7 | Blue Springs, Mo. (Alabama/Blue Springs HS)



MIDDLEBROOK'S TROPHY CASE

- 2017 K-State Most Improved Player
- Spring 2017 Big 12 Commissioner's Honor Roll
- Three-time SEC Academic Honor Roll

MIDDLEBROOK'S CAREER HIGHS

Points	27, at Oklahoma (1/4/17)
FGs Made	10, at Oklahoma (1/4/17)
FGs Attempted	19, at Oklahoma (1/4/17)
3-pt. FGs Made	2, three times
3-pt FGs Attempted	5, vs. Baylor (3/5/17)
FTs Made	8, three times
FTs Attempted	12, twice
Rebounds	7, twice
Assists	8, at TCU (2/18/17)
Blocks	1, at Oklahoma State (1/14/17)
Steals	4, vs. Drake (3/18/17)
Minutes	44, at Oklahoma (1/4/17)

MISCELLANEOUS CAREER STATS

Double-Figure Scoring Games	12
20+ Point Games	2
Double-Figure Rebounding Games	-
Double-Doubles	-
5+ Rebound Games	8
5+ Assist Games	9
2+ Steal Games	12
4+ Made 3-Pt. FGs	-
2+ Made 3-Pt. FGs	3

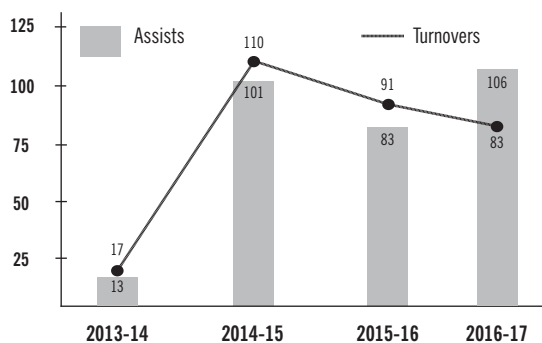
MIDDLEBROOK'S CAREER AVERAGES

PPG	FG Pct.
8.7	.456
RPG	APG
2.8	3.2
BPG	SPG
0.3	1.1

197

- **Karyla Middlebrook** boosted K-State's offense in the 2016-17 season, pushing the Wildcats into the second round of the 2017 NCAA Tournament.
- In the 2016-17 season, Middlebrook was responsible for 197 of K-State's 818 made field goals (106 assists; 91 made field goals).
- She also carded a team-high 105 made free throws and was the only player in the Big 12 during the 2016-17 season with 100 assists and 100 made free throws.

MIDDLEBROOK IMPROVES ASSISTS AT K-STATE



Karyla Middlebrook set a new season career-high with 106 assists during the 2016-17 season. Middlebrook also tallied her first career season with more assists than turnovers (106 assists/83 turnovers).

**SENIOR (2017-18)**

Played in four games due to injury... Stepped away from her career to become a student assistant coach on Jan. 3, 2018... Tallied 62 minutes of action (15.5 mpg)... Registered 20 points (5.0 ppg) on 5-of-25 (.200) shooting... Was 9-of-14 (.643) from the free throw line... Handed out six assists... Pocketed three steals... Tallied a season-high eight points against Northern Iowa (12/21).

JUNIOR (2016-17)

Played in 33 games and started 31... Carded 868 minutes of action (26.3 mpg)... Registered a career-high 301 points (9.1 ppg)... Shot 91-of-247 (.368) from the field... Her field goal percentage and field goals made were career-highs... Led the team in free throws made and attempted (105-of-146; .719)... Scored in double figures in 12 games... Led the team in assists with a career-high 106 (3.2 apg)... Handed out five or more assists in a game nine times... First time in her career with more assists than turnovers in a season... Hauled in 108 rebounds (3.3 rpg)... Tallied eight games with five or more rebounds... Pocketed 35 steals... Notched 11 games with two or more steals... Made her K-State debut against Tulsa (11/14) and came off the bench to add nine points, six rebounds and an assist in 13 minutes... Recorded her

first K-State start against Lamar (11/20) and tallied four points and six assists... Registered four points, six rebounds and three assists against NC State (11/24/16) in the Paradise Jam... Tallied four points, four rebound, five assists and two steals against LSU (11/25) in the Paradise Jam... Carded 11 points against Connecticut (12/11)... Notched a team-high 19 points and six assists at Northern Iowa (12/22)... Recorded 13 points including a 7-of-8 effort from the foul line at Baylor (12/29)... Registered a career-high 27 points and seven rebounds at Oklahoma (1/4)... Carded 11 points, six rebounds, seven assists and three steals against Kansas (1/11)... Recorded 17 points and three rebounds against Baylor (1/25)... Approached a triple-double with nine points, seven assists and five rebounds against Oklahoma State (1/28)... Notched 10 points, five rebounds, three assists and two steals at Texas Tech (2/1)... Contributed 12 points and four rebounds at Texas (2/4)... Tallied 11 points and five assists against Iowa State (2/11)... Charted 19 points, seven rebounds, four assists and two steals against Oklahoma (2/21)... Registered a team-high 14 points and three assists against Texas (2/27)... Notched a team-high 20 points against Baylor (3/5) in the semifinals of the Big 12 Championship... Tallied eight points, seven assists, four rebounds and four steals against Drake (3/18).

ALABAMA

Played three seasons at Alabama with 72 games played, 70 starts and an average of 28.8 minutes per game... Three-time SEC Academic Honor Roll... Averaged 7.6 points, 3.2 rebounds, 2.7 assists and 1.2 steals per game in her career... During the 2015-16 season, she averaged 8.8 points, 4.2 rebounds and a team-high 2.7 assists... Ranked ninth in the SEC in free throw percentage at .750... Ranked 11th in the SEC in steals with 1.7 per game... In her redshirt freshman season of 2014-15, she averaged 7.1 points per game and a team-best 3.2 assists per game... Ranked sixth in the SEC in assists, eighth in assist/turnover ratio (0.92) and seventh in free throw percentage against league opponents, .793... Second on the team in scoring in SEC games with 8.2 points per contest... Injured her hip in freshman season of 2013-14, forcing her to miss 21 of the final 23 games of the season.

MIDDLEBROOK'S CAREER STATISTICS

YEAR	G-GS	MIN-AVG.	FGM-FGA	PCT	3PT-A	PCT	FTM-FTA	PCT	O-D-T	AVG	PF-D	A	TO	BLK	ST	PTS-AVG
2013-14 (Alabama)	9-7	182-20.2	13-47	.277	2-14	.143	20-27	.741	6-12-18	2.0	20-0	13	17	1	5	48-5.3
2014-15 (Alabama)	32-32	919-28.7	66-211	.313	20-62	.323	74-98	.755	24-58-82	2.6	79-4	101	110	0	31	226-7.1
2015-16 (Alabama)	31-31	976-31.5	90-256	.352	15-65	.231	78-104	.750	27-103-130	4.2	75-1	83	91	5	52	273-8.8
2016-17 (K-State)	33-31	868-26.3	91-247	.368	14-50	.280	105-146	.719	30-78-108	3.3	80-1	106	83	1	35	301-9.1
2017-18 (K-State)	4-0	62-15.5	5-25	.200	1-6	.167	9-14	.643	3-1-4	1.0	8-0	6	5	0	3	20-5.0
TOTAL	109-101	3007-27.6	265-786	.337	52-197	.264	286-389	.735	90-252-342	3.1	262-6	309	306	7	126	868-8.0

MIDDLEBROOK'S CAREER BIG 12 CONFERENCE STATISTICS

YEAR	G-GS	MIN	FGM-FGA	PCT	3PT-A	PCT	FTM-FTA	PCT	O-D-T	AVG	PF-D	A	TO	BLK	ST	PTS-AVG
2016-17	18-17	517-28.7	56-151	.371	7-22	.318	75-100	.750	19-48-67	3.7	47-1	57	36	1	21	194-10.8
2017-18	2-0	29-14.5	2-9	.222	1-3	.333	2-6	.333	1-0-1	0.5	2-0	2	2	0	0	7-3.5
TOTALS	20-17	546-27.3	58-160	.363	8-25	.320	77-106	.726	20-48-68	3.4	49-1	59	38	1	21	201-10.1

MIDDLEBROOK'S CAREER POSTSEASON STATISTICS

YEAR	G-GS	MIN	FGM-FGA	PCT	3PT-A	PCT	FTM-FTA	PCT	O-D-T	AVG	PF-D	A	TO	BLK	ST	PTS-AVG
Big 12	2-2	35-17.5	8-20	.400	3-8	.375	4-6	.667	1-4-5	2.5	3-0	2	3	0	1	23-11.5
NCAA	2-2	49-24.5	4-13	.308	1-2	.500	1-2	.500	3-3-6	3.0	4-0	8	5	0	4	10-5.0
TOTALS	4-4	84-21.0	12-33	.364	4-10	.400	5-8	.625	4-7-11	2.8	7-0	10	8	0	5	33-8.3



1 | KAYLEE PAGE

Forward | 6-2 | Wamego, Kan. (Nebraska/Wamego HS)

PAGE'S TROPHY CASE

- 2018 Big 12/Dr. Gerald Lage Academic Achievement Award
- 2018 Pat Bosco Academic Award
- 3-time Academic All-Big 12 First Team (2016, 2017 & 2018)
- Named team's 2016 Most Improved Award winner
- Four-time Big 12 Commissioner's Honor Roll

PAGE'S CAREER HIGHS

Points	21, at Tulsa (11/13/15)
Field Goals Made	8, at Tulsa (11/13/15)
Field Goals Attempted	17, vs. Oklahoma State (1/13/18)
3-pt. Field Goals Made	6, vs. Oklahoma State (1/13/18)
3-pt. Field Goals Attempted	12, vs. Oklahoma State (1/13/18)
Free Throws Made	5, twice
Free Throws Attempted	6, twice
Rebounds	12, vs. UTRGV (12/5/15)
Assists	10, at Iowa State (2/24/16)
Blocks	3, twice
Steals	5, vs. TCU (1/24/18)
Minutes	42, at Kansas (1/28/18)

MISCELLANEOUS CAREER STATS

Double-Figure Scoring Games	33
20+ Point Games	3
Double-Figure Rebounding Games	3
5+ Rebound Games	24
Double-Figure Assist Games	1
5+ Assist Games	3
Double-Doubles	3
2+ Block Games	15
2+ Steal Games	13
4+ Made 3-Pt. FGs	7
2+ Made 3-Pt. FGs	42

151

- **Kaylee Page** completed her K-State career by registering the school record for 3-point field goals made by a player 6'0" or taller with 151 connections.
- During her time with the Wildcats, K-State was 29-13 when Page made two or more 3-point field goals in a game.

PLAYERS 6'0" OR TALLER W/ 100+ 3-PT FGS MADE - CAREER

Player (Years)	3-Pt FGs	Height
Kaylee Page (2015-18)	151	6'2"
Megan Mahoney (2001-05)	117	6'0"
Ashley Sweat (2006-10)	110	6'2"

PAGE'S CAREER AVERAGES

PPG	FG Pct.
7.0	.349
RPG	APG
3.3	1.4
BPG	SPG
0.6	0.7

Career Season-Highs for Page in 2017-18

- ✓ Games Started (34)
- ✓ Minutes Played (1064)
- ✓ Points (306; 9.0 ppg)
- ✓ Field Goals Made & Attempted (109-308)
- ✓ 3-Pt Field Goals Made & Attempted (58-202)
- ✓ Free Throws Made & Attempted (30-38)
- ✓ Blocks (28; 0.8 bpg)
- ✓ Steals (35; 1.0 spg)





CAREER

Holds the school record for 3-point field goals made by a player 6'0" or taller in school history with 151 connections.

SENIOR (2017-18)

Played in and started a career-high 34 games with a career-best 1,064 minutes (31.3 mpg)... Ranked 14th in the Big 12 in minutes per game... Set career-highs in points (306, 9.0 ppg), field goals made and attempted (109-308; .354), 3-point field goals made and attempted (58-of-202; .287), blocks (28; 0.8 bpg) and steals (35; 1.0 spg)... Ranked 11th in the Big 12 in 3-point field goal percentage... Ranked 14th in the Big 12 in blocks per game... Recorded 15 games in double figures for points... Finished the season with 111 rebounds (3.3 rpg)... Notched eight games with five or more rebounds... Started the season-opener against Stephen F. Austin (11/10) and tallied team-highs of 18 points on 7-of-13 shooting, including 4-of-9 from beyond the arc and seven rebounds... Registered 13 points, six rebounds, two assists, two blocks and one steal against Omaha (11/13)... Tallied 12 points, three rebounds, one assist, one block and one steal against UT Arlington (12/6)... Carded 12 points and five rebounds at West Virginia (1/3)... Registered 20 points, two steals and one block against Oklahoma State (1/13)... Notched 10 points, a career-high five steals, two rebounds and two assists against TCU (1/24)... Recorded eight points, nine rebounds, two assists and a steal at Kansas (1/28)... Tallied nine points, four rebounds, two assists, two steals and a block at Oklahoma (1/31)... Carded 10 points and three blocks at TCU (2/17)... Registered 16 points against West Virginia (2/20)... Turned in 13 points on 3-of-5 shooting from beyond the arc against Kansas (2/24)... Carded 20 points, including 5-of-8 from beyond the arc, seven rebounds and two blocks

against Kansas in the first round of the 2018 Big 12 Championship (3/2)... Recorded 11 points, four assists and three steals against Utah in the second round of the 2018 Postseason WNIT (3/18).

JUNIOR (2016-17)

Played in 34 games, with six starts... Recorded 744 minutes (21.9 mpg)... Tallied 211 points (6.2 ppg)... Scored in double figures in a career-best 10 games... Notched a career-high 71 made field goals, including a career-best 49 three-point field goals made... Charted 15 games Pulled down 97 rebounds (2.9 rpg)... Handed out 33 assists (1.0 apg)... Set a new career season-high in steals with 27... Registered 10 points and three rebounds in 23 minutes off the bench against Chicago State (11/11)... Notched 10 points and three rebounds in 18 minutes off the bench against NC State (11/24)... Tallied nine points and two rebounds off the bench against LSU (11/25)... Recorded 12 points and seven rebounds off the bench against Princeton (12/18)... Carded 10 points and three rebounds off the bench against West Virginia (1/1)... Registered 10 points, six rebounds and two steals against Texas Tech (1/7)... Tallied 14 points, three rebounds and three blocks in 31 minutes off the bench at Iowa State (1/21)... Recorded 13 points on 5-of-8 shooting, four rebounds, two assists, a block and steal at Texas Tech (2/1)... Notched 10 points and three rebounds off the bench against Texas (2/27).

SOPHOMORE (2015-16)

Played in and started all 32 games in her debut season with the Wildcats... Tabulated 885 minutes for an average of 27.7 per game... Averaged 6.6 points, 4.2 rebounds and 1.9 assists per game... Second on the team in 3-point field goals made (44)... Ranked 14th in the Big 12 in 3-point field goals made per game

(1.4)... Registered eight games in double figures for points... In the 13 road games, Page averaged 8.5 points, 3.7 rebounds and 2.1 assists... Of her eight double figure scoring efforts this season, five came in road games, Pulled in five or more rebounds 10 times... Granted immediate eligibility by the NCAA in June... Made her K-State debut in the starting lineup at Tulsa (11/13)... Played 31 minutes and registered career-highs of 21 points on 8-of-11 shooting including 4-of-6 from beyond the arc, seven rebounds, two assists and a blocked shot... Notched three points, six rebounds, seven assists, a block and a steal against Abilene Christian (11/16)... Carded 11 points and three rebounds at Connecticut (11/23)... Tallied her first double figure scoring effort at home with 10 points, two rebounds, two assists and two steals against Southern (11/25)... Registered her first career double-double with 13 points, 12 rebounds, two assists and a steal against UTRGV (12/7)... Recorded a career-high 35 minutes at TCU (1/2) and responded with 14 points, five rebounds and two blocks... Notched 10 rebounds, three points and a block against Oklahoma State (1/13)... Carded seven points, four rebounds, two assists, two blocks and a steal against TCU (1/16)... Finished with eight points, three rebounds and two steals at Texas Tech (1/24)... Recorded 10 points, four rebounds and two blocks against Kansas (2/13)... Registered her second career double-double with 13 points, 10 assists and six rebounds at Iowa State (2/24)... Carded 13 points and three rebounds at Oklahoma State (2/29).

NEBRASKA (2014-15)

Played in five games for Nebraska and averaged 0.4 points, 0.6 rebounds and 0.2 assists.

PAGE'S CAREER STATISTICS

YEAR	G-GS	MIN	FGM-FGA	PCT	3PT-A	PCT	FTM-FTA	PCT	O-D-T	AVG	PF-D	A	TO	BLK	ST	PTS-AVG
2014-15 (Nebraska)	5-0	28-5.6	0-6	.000	0-4	.000	2-2	1.000	0-3-3	0.6	3-0	1	0	0	0	2-0.4
2015-16 (K-State)	32-32	885-27.7	69-208	.332	44-143	.308	29-37	.784	12-123-135	4.2	55-0	61	46	17	15	211-6.6
2016-17 (K-State)	34-6	744-21.9	71-192	.370	49-136	.360	20-27	.741	16-81-97	2.9	42-0	33	32	15	27	211-6.2
2017-18 (K-State)	34-34	1064-31.3	109-308	.354	58-202	.287	30-38	.789	15-96-111	3.3	54-0	56	41	28	35	306-9.0
TOTAL	105-72	2721-25.9	249-714	.349	151-485	.311	81-104	.779	43-303-346	3.3	154-0	152	117	60	77	730-7.0

PAGE'S CAREER BIG 12 CONFERENCE STATISTICS

YEAR	G-GS	MIN	FGM-FGA	PCT	3PT-A	PCT	FTM-FTA	PCT	O-D-T	AVG	PF-D	A	TO	BLK	ST	PTS-AVG
2015-16	18-18	515-28.6	33-114	.289	23-85	.271	18-22	.818	5-66-71	3.9	32-0	33	24	10	9	107-5.9
2016-17	18-5	428-23.8	45-112	.402	29-73	.397	8-13	.615	9-45-54	3.0	23-0	17	18	12	17	127-7.1
2017-18	18-18	545-30.3	54-157	.344	35-110	.318	14-19	.737	7-49-56	3.1	28-0	30	22	12	22	157-8.7
TOTALS	54-41	1,488-27.6	132-383	.345	87-268	.325	40-54	.741	21-160-181	3.4	83-0	80	64	34	48	391-7.2

PAGE'S CAREER POSTSEASON STATISTICS

YEAR	G-GS	MIN	FGM-FGA	PCT	3PT-A	PCT	FTM-FTA	PCT	O-D-T	AVG	PF-D	A	TO	BLK	ST	PTS-AVG
Big 12	5-3	139-27.8	10-29	.345	8-19	.421	5-6	.833	4-13-17	3.4	9-0	9	5	5	3	33-6.6
NCAA	4-2	97-24.3	4-18	.222	4-14	.286	0-0	.000	1-8-9	2.3	8-0	2	9	2	2	12-3.0
WNIT	3-3	105-35.0	7-29	.241	2-21	.095	2-2	1.000	0-11-11	3.7	5-0	6	5	1	5	18-6.0
TOTALS	12-8	341-28.4	21-76	.276	14-54	.259	7-8	.875	5-32-37	3.1	22-0	17	19	8	10	63-5.3

2017-18 FINAL BIG 12 STANDINGS

100

	/-----Conference-----\					/-----Overall-----\										/-vs. Ranked Teams-\	
	W	L	Pct.	H	A	W	L	Pct.	H	A	N	L10	Streak	Top-10	Top-25		
Baylor* ^!	18	0	1.000	9-0	9-0	33	2	.943	18-0	10-1	5-1	9-1	L1	3-1	9-1		
Texas!	15	3	.833	8-1	7-2	28	7	.800	16-2	8-3	4-2	7-3	L1	1-4	5-5		
Oklahoma State!	11	7	.611	6-3	5-4	21	11	.656	14-3	5-6	2-2	6-4	L3	0-6	2-9		
Oklahoma!	11	7	.611	6-3	5-4	16	15	.516	10-4	6-9	0-2	6-4	L3	0-6	2-9		
TCU~	9	9	.500	5-4	4-5	23	13	.639	13-5	7-7	3-1	6-4	L1	1-5	2-7		
West Virginia~	8	10	.444	3-6	5-4	25	12	.676	14-7	6-4	5-1	6-4	L1	0-5	1-7		
Iowa State	7	11	.389	2-7	5-4	14	17	.452	7-8	5-7	2-2	5-5	L1	0-5	1-9		
Kansas State~	7	11	.389	3-6	4-5	18	16	.529	11-8	5-6	2-2	6-4	L1	0-6	2-9		
Kansas	3	15	.167	2-7	1-8	12	18	.400	10-8	2-9	0-1	1-9	L3	0-4	1-6		
Texas Tech	1	17	.056	0-9	1-8	7	23	.233	6-12	1-10	0-1	0-10	L12	0-3	0-6		

*Big 12 regular season champions ^ Big 12 postseason champion !NCAA Participant ~WNIT Participant

2017-18 Phillips 66 Big 12 Awards

Coach of the Year: Kim Mulkey, Baylor

Player of the Year: Kalani Brown, Baylor

Freshman of the Year: Shaina Pellington, Oklahoma

Newcomer of the Year: Loryn Goodwin, Oklahoma State

Defensive Player of the Year: Lauren Cox, Baylor

Sixth Man Award: Amy Okonkwo, TCU

All-Big 12 First Team

Kalani Brown, Baylor; Lauren Cox, Baylor; Kristy Wallace, Baylor; Bridget Carleton, Iowa State; Vionise Pierre-Louis, Oklahoma; Loryn Goodwin, Oklahoma State; Kaylee Jensen, Oklahoma State; Ariel Atkins, Texas; Brooke McCarty, Texas; Teana Muldrow, West Virginia

All-Big 12 Second Team

Kayla Goth, Kansas State; Gabbi Ortiz, Oklahoma; Amy Okonkwo, TCU; Lashann Higgs, Texas; Naomi Davenport, West Virginia

All-Big 12 Honorable Mention

Dekeiya Cohen, Baylor; Christalah Lyons, Kansas; Peyton Williams, Kansas State; Ana Llanusa, Oklahoma; Maddie Manning, Oklahoma; Shaina Pellington, Oklahoma; Braxtin Miller, Oklahoma State; Jordan Moore, TCU; Kianna Ray, TCU; Chania Ray, West Virginia

Big 12 All-Defensive Team

Lauren Cox, Baylor; Kristy Wallace, Baylor; Loryn Goodwin, Oklahoma State; Ariel Atkins, Texas; Lashann Higgs, Texas

Big 12 All-Freshman Team

Alexis Morris, Baylor; Rachel Ranke, Kansas State; Ana Llanusa, Oklahoma; Shaina Pellington, Oklahoma; Braxtin Miller, Oklahoma State

2018 NCAA TOURNAMENT

First Round (March 16) - Waco, Texas

No. 2 Baylor 96, No. 15 Grambling 46

First Round (March 16) - College Station, Texas

No. 5 DePaul 90, No. 12 Oklahoma 79

First Round (March 17) - Starkville, Miss.

No. 9 Oklahoma State 84, No. 8 Syracuse 57

First Round (March 17) - Austin, Texas

No. 2 Texas 83, No. 15 Maine 54

Second Round (March 18) - Waco, Texas

No. 2 Baylor 80, No. 7 Michigan 58

Second Round (March 19) - Starkville, Miss.

No. 1 Mississippi State 71, No. 9 Oklahoma State 56

Second Round (March 19) - Austin, Texas

No. 2 Texas 85, No. 7 Arizona State 65

Kansas City Regional (March 23 & 25) - Kansas City, Mo.

No. 3 UCLA 84, No. 2 Texas 75

Lexington Regional (March 23 & 25) - Lexington, Ky.

No. 6 Oregon State 72, No. 2 Baylor 67

2018 WNIT

First Round

at Kansas State 75, Saint Louis 61

at TCU 80, Lamar 68

at West Virginia 83, Bucknell 50

Second Round

at Kansas State 74, Utah 57

at TCU 86, Missouri State 51

at West Virginia 79, Saint Joseph's 51

Round of 16

UC Davis 71, at Kansas State 69

TCU 81, at New Mexico 72

at West Virginia 67, James Madison 55

Quarterfinals

TCU 79, at South Dakota 71

at West Virginia 76, St. John's 62

Semifinals

at Indiana 71, TCU 58

Virginia Tech 64, at West Virginia 61

2018 PHILLIPS 66 BIG 12 CHAMPIONSHIPS (OKLAHOMA CITY, OKLA.)

First Round (Friday, March 2)

Game 1: No. 8 Kansas State 72, No. 9 Kansas 63

Game 2: No. 7 Iowa State 74, No. 10 Texas Tech 49

Quarterfinals (Saturday, March 3)

Game 3: No. 5 TCU 90, No. 4 Oklahoma 83

Game 4: No. 1 Baylor 83, No. 8 Kansas State 54

Game 5: No. 2 Texas 81, No. 7 Iowa State 69

Game 6: No. 6 West Virginia 69, No. 3 Oklahoma State 60

Semifinals (Sunday, March 4)

Game 7: No. 1 Baylor 94, No. 5 TCU 48

Game 8: No. 2 Texas 68, No. 6 West Virginia 55

Championship (Monday, March 5)

Game 9: No. 1 Baylor 77, No. 2 Texas 69



TEAM STATISTICS - OVERALL GAMES

SCORING OFFENSE				3-POINT FG PCT				STEALS						
##	Team	G	Pts	Avg/G	##	Team	FG	FGA	Pct	##	Team	G	Steals	Avg/G
1.	Baylor	35	3014	86.1	1.	Baylor	161	435	.370	1.	West Virginia	37	370	10.00
2.	Texas	35	2826	80.7	2.	TCU	253	687	.368	2.	Kansas State	34	294	8.65
3.	Oklahoma State	32	2506	78.3	3.	West Virginia	257	705	.365	3.	Oklahoma State	32	269	8.41
4.	Oklahoma	31	2357	76.0	4.	Texas	192	564	.340	4.	Texas	35	292	8.34
5.	TCU	36	2691	74.8	5.	Oklahoma State	226	665	.340	5.	Oklahoma	31	253	8.16
6.	West Virginia	37	2713	73.3	6.	Oklahoma	197	589	.334	6.	TCU	36	269	7.47
7.	Kansas State	34	2313	68.0	7.	Iowa State	270	823	.328	7.	Baylor	35	240	6.86
8.	Iowa State	31	2078	67.0	8.	Kansas State	225	731	.308	8.	Kansas	30	194	6.47
9.	Texas Tech	30	1882	62.7	9.	Kansas	173	587	.295	9.	Iowa State	31	183	5.90
10.	Kansas	30	1861	62.0	10.	Texas Tech	135	473	.285	10.	Texas Tech	30	175	5.83

SCORING DEFENSE				3-POINT FG PCT DEFENSE				TURNOVER MARGIN						
##	Team	G	Pts	Avg/G	##	Team	FG	FGA	Pct	##	Team	Avg	OPP	Margin
1.	Baylor	35	1965	56.1	1.	Baylor	221	763	.290	1.	Oklahoma State	11.6	15.8	+4.19
2.	West Virginia	37	2274	61.5	2.	Texas	179	597	.300	2.	West Virginia	14.8	17.9	+3.05
3.	Texas	35	2243	64.1	3.	West Virginia	205	668	.307	3.	Kansas State	12.8	15.8	+3.00
4.	Kansas State	34	2265	66.6	4.	Kansas	208	658	.316	4.	Texas	14.9	17.3	+2.40
5.	Iowa State	31	2088	67.4	5.	Oklahoma State	185	579	.320	5.	Baylor	13.0	14.5	+1.46
6.	Kansas	30	2026	67.5	6.	Texas Tech	221	678	.326	6.	Iowa State	13.0	14.2	+1.13
7.	Oklahoma State	32	2163	67.6	7.	Kansas State	233	702	.332	7.	Oklahoma	15.4	16.2	+0.77
8.	TCU	36	2551	70.9	8.	Iowa State	209	623	.335	8.	TCU	15.3	14.8	-0.53
9.	Oklahoma	31	2254	72.7	9.	TCU	238	708	.336	9.	Kansas	15.2	13.8	-1.40
10.	Texas Tech	30	2256	75.2	10.	Oklahoma	235	664	.354	10.	Texas Tech	20.6	12.2	-8.33

SCORING MARGIN				REBOUNDING OFFENSE				ASSIST/TURNOVER RATIO						
##	Team	OFF	DEF	Margin	##	Team	G	Reb	Avg/G	##	Team	Asst	Turn	Ratio
1.	Baylor	86.1	56.1	+30.0	1.	Baylor	35	1706	48.7	1.	Baylor	711	456	1.56
2.	Texas	80.7	64.1	+16.7	2.	Texas	35	1493	42.7	2.	Oklahoma State	469	370	1.27
3.	West Virginia	73.3	61.5	+11.9	3.	Texas Tech	30	1235	41.2	3.	Kansas State	525	435	1.21
4.	Oklahoma State	78.3	67.6	+10.7	4.	Oklahoma State	32	1263	39.5	4.	Texas	579	521	1.11
5.	TCU	74.8	70.9	+3.9	5.	Oklahoma	31	1190	38.4	5.	West Virginia	602	548	1.10
6.	Oklahoma	76.0	72.7	+3.3	6.	West Virginia	37	1417	38.3	6.	TCU	593	550	1.08
7.	Kansas State	68.0	66.6	+1.4	7.	Kansas	30	1128	37.6	7.	Iowa State	400	404	0.99
8.	Iowa State	67.0	67.4	-0.3	8.	Iowa State	31	1156	37.3	8.	Oklahoma	396	478	0.83
9.	Kansas	62.0	67.5	-5.5	9.	TCU	36	1296	36.0	9.	Kansas	343	456	0.75
10.	Texas Tech	62.7	75.2	-12.5	10.	Kansas State	34	1163	34.2	10.	Texas Tech	384	617	0.62

FREE THROW PCT					REBOUNDING DEFENSE					OFFENSIVE REBOUNDS				
##	Team	FTM	FTA	Pct	##	Team	G	Reb	Avg/G	##	Team	G	No.	Avg/G
1.	Iowa State	360	482	.747	1.	Baylor	35	1057	30.2	1.	Baylor	35	539	15.40
2.	TCU	510	685	.745	2.	Texas	35	1111	31.7	2.	Texas	35	521	14.89
3.	Oklahoma State	514	693	.742	3.	West Virginia	37	1315	35.5	3.	Texas Tech	30	410	13.67
4.	Kansas State	438	605	.724	4.	TCU	36	1297	36.0	4.	Oklahoma State	32	393	12.28
5.	Baylor	501	695	.721	5.	Texas Tech	30	1100	36.7	5.	Kansas	30	357	11.90
6.	West Virginia	450	628	.717	6.	Oklahoma	31	1152	37.2	6.	West Virginia	37	437	11.81
7.	Texas	400	566	.707	7.	Oklahoma State	32	1215	38.0	7.	Oklahoma	31	356	11.48
8.	Oklahoma	464	670	.693	8.	Iowa State	31	1203	38.8	8.	Iowa State	31	336	10.84
9.	Kansas	362	561	.645	9.	Kansas	30	1175	39.2	9.	TCU	36	366	10.17
10.	Texas Tech	303	547	.554	10.	Kansas State	34	1387	40.8	10.	Kansas State	34	324	9.53

FIELD GOAL PERCENTAGES					REBOUNDING MARGIN					DEFENSIVE REBOUNDS				
##	Team	FG	FGA	Pct	##	Team	Avg	OPP	Margin	##	Team	G	No.	Avg/G
1.	Baylor	1176	2321	.507	1.	Baylor	48.7	30.2	+18.5	1.	Baylor	35	1167	33.34
2.	Texas	1117	2373	.471	2.	Texas	42.7	31.7	+10.9	2.	Texas	35	972	27.77
3.	TCU	964	2132	.452	3.	Texas Tech	41.2	36.7	+4.5	3.	Texas Tech	30	825	27.50
4.	West Virginia	1003	2251	.446	4.	West Virginia	38.3	35.5	+2.8	4.	Oklahoma State	32	870	27.19
5.	Oklahoma	848	1924	.441	5.	Oklahoma State	39.5	38.0	+1.5	5.	Oklahoma	31	834	26.90
6.	Oklahoma State	883	2071	.426	6.	Oklahoma	38.4	37.2	+1.2	6.	West Virginia	37	980	26.49
7.	Texas Tech	722	1740	.415	7.	TCU	36.0	36.0	+0.0	7.	Iowa State	31	820	26.45
8.	Kansas State	825	2006	.411	8.	Iowa State	37.3	38.8	-1.5	8.	TCU	36	930	25.83
9.	Iowa State	724	1880	.385	9.	Kansas	37.6	39.2	-1.6	9.	Kansas	30	771	25.70
10.	Kansas	663	1731	.383	10.	Kansas State	34.2	40.8	-6.6	10.	Kansas State	34	839	24.68

FIELD GOAL PCT DEFENSE					BLOCKED SHOTS					DEFENSIVE REB PCT.				
##	Team	FG	FGA	Pct	##	Team	G	Blocks	Avg/G	##	Team	G	D-Reb	Pct
1.	Baylor	694	2138	.325	1.	Baylor	35	237	6.77	1.	Baylor	35	1167	0.763
2.	West Virginia	823	2139	.385	2.	TCU	36	176	4.89	2.	Texas	35	972	0.747
3.	Kansas	707	1795	.394	3.	Kansas State	34	160	4.71	3.	Oklahoma State	32	870	0.721
4.	Kansas State	829	2071	.400	4.	Oklahoma	31	142	4.58	4.	Iowa State	31	820	0.716
5.	Texas	839	2079	.404	5.	West Virginia	37	166	4.49	5.	Oklahoma	31	834	0.710
6.	Iowa State	743	1829	.406	6.	Iowa State	31	137	4.42	6.	West Virginia	37	980	0.696
7.	TCU	915	2202	.416	7.	Texas	35	122	3.49	7.	TCU	36	930	0.683
8.	Oklahoma	803	1923	.418	8.	Texas Tech	30	104	3.47	8.	Texas Tech	30	825	0.673
9.	Oklahoma State	833	1990	.419	9.	Kansas	30	94	3.13	9.	Kansas	30	771	0.672
10.	Texas Tech	847	2022	.419	10.	Oklahoma State	32	90	2.81	10.	Kansas State	34	839	0.644

3-POINT FG MADE					ASSISTS					OFFENSIVE REB PCT.				
##	Team	G	3FG	Avg/G	##	Team	G	Assists	Avg/G	##	Team	G	O-Reb	Pct
1.	Iowa State	31	270	8.71	1.	Baylor	35	711	20.31	1.	Baylor	35	539	0.437
2.	Oklahoma State	32	226	7.06	2.	Texas	35	579	16.54	2.	Texas	35	521	0.400
3.	TCU	36	253	7.03	3.	TCU	36	593	16.47	3.	Texas Tech	30	410	0.370
4.	West Virginia	37	257	6.95	4.	West Virginia	37	602	16.27	4.	West Virginia	37	437	0.330
5.	Kansas State	34	225	6.62	5.	Kansas State	34	525	15.44	5.	Oklahoma State	32	393	0.309
6.	Oklahoma	31	197	6.35	6.	Oklahoma State	32	469	14.66	6.	Kansas	30	357	0.309
7.	Kansas	30	173	5.77	7.	Iowa State	31	400	12.90	7.	Oklahoma	31	356	0.305
8.	Texas	35	192	5.49	8.	Texas Tech	30	384	12.80	8.	TCU	36	366	0.297
9.	Baylor	35	161	4.60	9.	Oklahoma	31	396	12.77	9.	Iowa State	31	336	0.277
10.	Texas Tech	30	135	4.50	10.	Kansas	30	343	11.43	10.	Kansas State	34	324	0.260

TEAM STATISTICS - CONFERENCE GAMES

SCORING OFFENSE				3-POINT FG PCT				STEALS						
##	Team	G	Pts	Avg/G	##	Team	FG	FGA	Pct	##	Team	G	Steals	Avg/G
1.	Baylor	18	1506	83.7	1.	West Virginia	138	369	.374	1.	West Virginia	18	162	9.00
2.	Texas	18	1413	78.5	2.	TCU	122	340	.359	2.	Texas	18	158	8.78
3.	Oklahoma State	18	1349	74.9	3.	Baylor	79	227	.348	3.	Kansas State	18	155	8.61
4.	Oklahoma	18	1326	73.7	4.	Oklahoma	107	313	.342	4.	Oklahoma	18	151	8.39
5.	TCU	18	1288	71.6	5.	Texas	89	283	.314	5.	TCU	18	129	7.17
6.	West Virginia	18	1235	68.6	6.	Oklahoma State	116	375	.309	6.	Oklahoma State	18	128	7.11
7.	Kansas State	18	1188	66.0	7.	Kansas State	123	401	.307	7.	Kansas	18	115	6.39
8.	Iowa State	18	1141	63.4	8.	Texas Tech	74	243	.305	8.	Texas Tech	18	111	6.17
9.	Kansas	18	1066	59.2	9.	Iowa State	148	488	.303	9.	Baylor	18	106	5.89
10.	Texas Tech	18	1038	57.7	10.	Kansas	110	370	.297	10.	Iowa State	18	99	5.50

SCORING DEFENSE					3-POINT FG PCT DEFENSE					TURNOVER MARGIN				
##	Team	G	Pts	Avg/G	##	Team	FG	FGA	Pct	##	Team	Avg	OPP	Margin
1.	Baylor	18	1010	56.1	1.	Baylor	103	364	.283	1.	Texas	14.9	18.1	+3.17
2.	Texas	18	1162	64.6	2.	West Virginia	97	320	.303	2.	Kansas State	12.9	15.7	+2.78
3.	West Virginia	18	1232	68.4	3.	Texas	93	296	.314	3.	Oklahoma State	11.6	14.1	+2.44
4.	Oklahoma	18	1237	68.7	4.	Kansas State	112	348	.322	4.	West Virginia	15.6	17.9	+2.33
5.	Iowa State	18	1243	69.1	5.	Texas Tech	125	387	.323	5.	Iowa State	12.7	13.4	+0.72
6.	Kansas State	18	1278	71.0	6.	Iowa State	113	343	.329	6.	Oklahoma	16.2	16.6	+0.33
7.	Oklahoma State	18	1289	71.6	7.	Oklahoma	115	344	.334	7.	Baylor	13.8	13.6	-.02
8.	TCU	18	1331	73.9	8.	TCU	118	350	.337	8.	TCU	15.2	14.8	-.04
9.	Kansas	18	1333	74.1	9.	Kansas	119	351	.339	9.	Kansas	14.9	13.4	-1.50
10.	Texas Tech	18	1435	79.7	10.	Oklahoma State	111	306	.363	10.	Texas Tech	22.4	12.8	-9.61

INDIVIDUAL STATISTICS - OVERALL GAMES

SCORING

##	Player-Team	CI	G	Pts	Avg.
1.	Goodwin, Loryn-OSU	SR	32	660	20.6
2.	Brown, Kalani-BU	SR	35	702	20.1
3.	Carleton, Bridget-ISU	JR	31	594	19.2
4.	Muldrov, Teana-WVU	JR	37	699	18.9
5.	Jensen, Kaylee-OSU	SR	31	575	18.5
6.	Goth, Kayla-KSU	JR	34	596	17.5
7.	Davenport, Naomi-WVU	JR	37	597	16.1
8.	Pierre-Louis, Vionise-OU	SR	30	477	15.9
9.	Cox, Lauren-BU	SO	34	519	15.3
10.	Atkins, Ariel-UT	SR	35	523	14.9
11.	Lyons, Christalah-KU	JR	30	443	14.8
12.	Williams, Peyton-KSU	SO	34	501	14.7
13.	Okonkwo, Amy-TCU	JR	36	519	14.4
14.	McCarthy, Brooke-UT	SR	34	464	13.6
15.	Kopatich, Kylee-KU	JR	30	399	13.3
16.	Pellington, Shauna-OU	FR	31	407	13.1
17.	Moore, Jordan-TCU	SR	36	467	13.0
18.	Wallace, Kristy-BU	SR	29	373	12.9
19.	Higgs, Lashann-UT	JR	35	449	12.8
20.	Durr, Emily-ISU	SR	30	380	12.7
21.	Manning, Maddie-OU	FR	31	392	12.6
22.	Llanusa, Ana-OU	FR	30	377	12.6
23.	Ortiz, Gabbi-OU	SR	31	384	12.4
24.	Pardee, Katrina-WVU	JR	37	454	12.3
25.	Cohen, Dekeiya-BU	SR	32	391	12.2
26.	Miller, Braxtin-OSU	FR	32	373	11.7
27.	Ranke, Rachel-KSU	FR	34	392	11.5
28.	White, Jatarie-UT	JR	35	377	10.8
29.	Ramirez, Amber-TCU	SO	36	375	10.4
30.	Terry, Jada-TTU	SR	30	311	10.4

REBOUNDING

##	Player-Team	CI	G	Rebs	Avg/G
1.	Jensen, Kaylee-OSU	SR	31	331	10.7
2.	Brown, Kalani-BU	JR	35	357	10.2
3.	Cox, Lauren-BU	SO	34	331	9.7
4.	Pierre-Louis, Vionise-OU	SR	30	262	8.7
5.	Muldrov, Teana-WVU	SR	37	317	8.6
6.	Martin, Shaelyn-KSU	SR	32	229	7.2
7.	Davenport, Naomi-WVU	JR	37	264	7.1
8.	Williams, Peyton-KSU	SO	34	241	7.1
9.	Moore, Jordan-TCU	JR	36	246	6.8
10.	King, Kristina-WVU	SR	32	218	6.8
11.	Cohen, Dekeiya-BU	SR	32	218	6.8
12.	Goodwin, Loryn-OSU	SR	32	213	6.7
13.	Carleton, Bridget-ISU	JR	31	203	6.5
14.	Terry, Jada-TTU	SR	30	193	6.4
15.	White, Jatarie-UT	JR	35	207	5.9
16.	Okonkwo, Amy-TCU	JR	36	207	5.8
17.	Coleman, Mandy-OSU	SR	32	178	5.6
18.	Atkins, Ariel-UT	SR	35	193	5.5
19.	Sanders, Zuri-TTU	JR	29	157	5.4
20.	Richardson, Austin-KU	JR	30	158	5.3

ASSISTS

##	Player-Team	CI	G	Assists	Avg/G
1.	Goth, Kayla-KSU	JR	34	226	6.65
2.	Goodwin, Loryn-OSU	SR	32	177	5.53
3.	Ray, Chania-WVU	SR	37	203	5.49
4.	Wallace, Kristy-BU	SR	29	155	5.34
5.	McCarthy, Brooke-UT	SR	34	150	4.41
6.	Durr, Emily-ISU	SR	30	116	3.87
7.	Martin, Shaelyn-KSU	SR	32	119	3.72
8.	Ray, Kianna-TCU	SO	30	109	3.63
9.	Carleton, Bridget-ISU	JR	31	106	3.42
10.	Morris, Alexis-BU	FR	34	116	3.41
11.	Lyons, Christalah-KU	JR	30	97	3.23
12.	Atkins, Ariel-UT	SR	35	113	3.23
13.	Woods, Jayde-TCU	SO	31	92	2.97
14.	Ramirez, Amber-TCU	SO	36	103	2.86
15.	Cox, Lauren-BU	SO	34	97	2.85

FIELD GOAL PCT (Min. 3.0 made per game)

##	Player-Team	CI	FG	FGA	Pct
1.	Brown, Kalani-BU	JR	278	428	65.0
2.	Pierre-Louis, Vionise-OU	SR	173	283	61.1
3.	Degrato, Erin-TTU	SO	96	168	57.1
4.	Moore, Jordan-TCU	SR	191	341	56.0
5.	Terry, Jada-TTU	SR	125	227	55.1
6.	White, Jatarie-UT	JR	161	296	54.4
7.	Williams, Peyton-KSU	SO	199	371	53.6
8.	Higgs, Lashann-UT	JR	176	329	53.5
9.	Atkins, Ariel-UT	SR	197	369	53.4
10.	King, Kristina-WVU	SR	138	262	52.7
11.	Cox, Lauren-BU	SO	208	403	51.6
12.	Jensen, Kaylee-OSU	SR	204	397	51.4
13.	Cohen, Dekeiya-BU	SR	160	314	51.0
14.	Muldrov, Teana-WVU	SR	267	531	50.3
15.	Wallace, Kristy-BU	SR	136	271	50.2

FREE THROW PCT (Min. 2.0 made per game)

##	Player-Team	CI	FTM	FTA	Pct
1.	Okonkwo, Amy-TCU	JR	119	135	88.1
2.	Atkins, Ariel-UT	SR	79	92	85.9
3.	Williams, Peyton-KSU	SO	89	104	85.6
4.	Pardee, Katrina-WVU	JR	76	92	82.6
5.	Carleton, Bridget-ISU	JR	127	154	82.5
6.	Muldrov, Teana-WVU	SR	125	152	82.2
7.	Martin, Shaelyn-KSU	SR	68	83	81.9
8.	Jensen, Kaylee-OSU	SR	152	188	80.9
9.	Wallace, Kristy-BU	SR	63	79	79.7
10.	Brown, Kalani-BU	JR	146	192	76.0
11.	Manning, Maddie-OU	FR	82	108	75.9
12.	Kopatich, Kylee-KU	JR	70	93	75.3
13.	Durr, Emily-ISU	SR	66	88	75.0
14.	Cox, Lauren-BU	SO	89	119	74.8
15.	Goth, Kayla-KSU	JR	131	180	72.8

STEALS

##	Player-Team	CI	G	Steals	Avg/G
1.	Goodwin, Loryn-OSU	SR	32	111	3.47
2.	Atkins, Ariel-UT	SR	35	89	2.54
3.	Davenport, Naomi-WVU	JR	37	83	2.24
4.	Carleton, Bridget-ISU	JR	31	69	2.23
5.	Ray, Chania-WVU	SR	37	82	2.22
6.	Manning, Maddie-OU	FR	31	60	1.94
7.	Goth, Kayla-KSU	JR	34	64	1.88
8.	Martin, Shaelyn-KSU	SR	32	60	1.88
9.	Ortiz, Gabbi-OU	SR	31	55	1.77
10.	Kopatich, Kylee-KU	JR	30	48	1.60

3-POINT FG PCT (Min. 1.0 made per game)

##	Player-Team	CI	3FG	FGA	Pct
1.	Hobbs, Jaden-OSU	FR	41	94	.436
2.	Atkins, Ariel-UT	SR	50	119	.420
3.	Landrum, Juicy-BU	SO	44	106	.415
4.	Wise, Madison-ISU	FR	48	116	.414
5.	Pardee, Katrina-WVU	JR	82	209	.392
6.	Thompson, Torree-TCU	SR	51	130	.392
7.	Ramirez, Amber-TCU	SO	65	166	.392
8.	McCarthy, Brooke-UT	SR	64	166	.386
9.	Ortiz, Gabbi-OU	SR	84	218	.385
10.	Wallace, Kristy-BU	SR	38	99	.384

3-POINT FG MADE

##	Player-Team	CI	G	3FG	Avg/G
1.	Ortiz, Gabbi-OU	SR	31	84	2.71
2.	Ranke, Rachel-KSU	FR	34	89	2.62
3.	Kopatich, Kylee-KU	JR	30	69	2.30
4.	Pardee, Katrina-WVU	JR	37	82	2.22
5.	Carleton, Bridget-ISU	JR	31	65	2.10
6.	Durr, Emily-ISU	SR	30	60	2.00
7.	McCarthy, Brooke-UT	SR	34	64	1.88
8.	Ramirez, Amber-TCU	SO	36	65	1.81
9.	Manning, Maddie-OU	FR	31	54	1.74
10.	Miller, Braxtin-OSU	FR	32	55	1.72

BLOCKED SHOTS

##	Player-Team	CI	G	Blocks	Avg/G
1.	Cox, Lauren-BU	SO	34	92	2.71
2.	Pierre-Louis, Vionise-OU	SR	30	77	2.57
3.	Moore, Jordan-TCU	JR	36	65	1.81
4.	Muldrov, Teana-WVU	SR	37	53	1.43
5.	Brown, Kalani-BU	JR	35	50	1.43
6.	Williams, Peyton-KSU	SO	34	47	1.38
7.	Jensen, Kaylee-OSU	SR	31	41	1.32
8.	Brewer, Brittany-TTU	SO	30	38	1.27
9.	King, Kristina-WVU	SR	32	37	1.16
10.	Ray, Kianna-TCU	SO	30	30	1.00

ASSIST/TURNOVER RATIO (Min. 3.0 assists/game)

##	Player-Team	CI	Asst	Turn	Ratio
1.	McCarthy, Brooke-UT	SR	150	62	2.42
2.	Wallace, Kristy-BU	SR	155	72	2.15
3.	Goodwin, Loryn-OSU	SR	177	83	2.13
4.	Durr, Emily-ISU	SR	116	56	2.07
5.	Goth, Kayla-KSU	JR	226	115	1.97
6.	Ray, Chania-WVU	SR	203	104	1.95
7.	Morris, Alexis-BU	FR	116	60	1.93
8.	Ray, Kianna-TCU	SO	109	64	1.70
9.	Atkins, Ariel-UT	SR	113	70	1.61
10.	Martin, Shaelyn-KSU	SR	119	77	1.55

OFFENSIVE REBOUNDS

##	Player-Team	CI	G	No.	Avg/G
1.	Jensen, Kaylee-OSU	SR	31	116	3.74
2.	Brown, Kalani-BU	JR	35	114	3.26
3.	Cohen, Dekeiya-BU	SR	32	98	3.06
4.	Cox, Lauren-BU	SO	34	100	2.94
5.	Pierre-Louis, Vionise-OU	SR	30	85	2.83
6.	Muldrov, Teana-WVU	SR	37	96	2.59
7.	Terry, Jada-TTU	SR	30	77	2.57
8.	King, Kristina-WVU	SR	32	81	2.53
9.	Williams, Peyton-KSU	SO	34	84	2.47
10.	Sanders, Zuri-TTU	JR	29	67	2.31

DEFENSIVE REBOUNDS

##	Player-Team	CI	G	No.	Avg/G
1.	Brown, Kalani-BU	JR	35	243	6.94
2.	Jensen, Kaylee-OSU	SR	31	215	6.94
3.	Cox, Lauren-BU	SO	34	231	6.79
4.	Muldrov, Teana-WVU	SR	37	221	5.97
5.	Pierre-Louis, Vionise-OU	SR	30	177	5.90
6.	Goodwin, Loryn-OSU	SR	32	185	5.78
7.	Martin, Shaelyn-KSU	SR	32	176	5.50
8.	Carleton, Bridget-ISU	JR	31	161	5.19
9.	Davenport, Naomi-WVU	JR	37	189	5.11
10.	Williams, Peyton-KSU	SO	34	157	4.62

MINUTES PLAYED

##	Player-Team	CI	G	Minutes	Avg/G
1.	Ortiz, Gabbi-OU	SR	31	1131	36.48
2.	Goodwin, Loryn-OSU	SR	32	1159	36.22
3.	Carleton, Bridget-ISU	JR	31	1118	36.06
4.	Muldrov, Teana-WVU	SR	37	1325	35.81
5.	Goth, Kayla-KSU	JR	34	1214	35.71
6.	Ray, Chania-WVU	SR	37	1315	35.54
7.	Kopatich, Kylee-KU	JR	30	1054	35.13
8.	Pardee, Katrina-WVU	JR	37	1283	34.68
9.	Lyons, Christalah-KU	JR	30	1039	34.63
10.	Manning, Maddie-OU	FR	31	1051	33.90

INDIVIDUAL STATISTICS - BIG 12 GAMES

SCORING

##	Player-Team	CI	G	Pts	Avg.
1.	Jensen, Kaylee-OSU	SR	18	376	20.9
2.	Goodwin, Loryn-OSU	SR	18	368	20.4
3.	Carleton, Bridget-ISU	JR	18	347	19.3
4.	Brown, Kalani-BU	JR	18	329	18.3
5.	Muldrov, Teana-WVU	SR	18	324	18.0
6.	Davenport, Naomi-WVU	JR	18	318	17.7
7.	Goth, Kayla-KSU	JR	18	301	16.7
8.	Pierre-Louis, Vionise-OU	SR	18	288	16.0
9.	Williams, Peyton-KSU	SO	18	278	15.4
10.	Lyons, Christalah-KU	JR	18	272	15.1
11.	Atkins, Ariel-UT	SR	18	269	14.9
12.	Okonkwo, Amy-TCU	JR	18	267	14.8
13.	Cox, Lauren-BU	SO	18	266	14.8
14.	McCarthy, Brooke-UT	SR	18	256	14.2
15.	Wallace, Kristy-BU	SR	18	247	13.7
	Higgs, Lashann-UT	JR	18	247	13.7
	Miller, Braxtin-OSU	FR	18	247	13.7
18.	Cohen, Dekeiya-BU	SR	17	232	13.6
19.	Durr, Emily-ISU	SR	18	243	13.5
20.	Pellington, Shauna-OU	FR	18	242	13.4
21.	Llanusa, Ana-OU	FR	17	214	12.6
	Manning, Maddie-OU	18	217	12.1	
	Kopatich, Kylee-KU	JR	18	217	12.1
24.	Moore, Jordan-TCU	JR	18	214	11.9
25.	Ranke, Rachel-KSU	FR	18	213	11.8
26.	Ortiz, Gabbi-OU	SR	18	196	10.9
27.	Pardee, Katrina-WVU	SR	18	190	10.6
28.	Osoorio, Brianna-KU	JR	18	189	10.5
29.	Ray, Chanica-WVU	SR	18	187	10.4
30.	Ramirez, Amber-TCU	SO	18	178	9.9



BIG 12 CONFERENCE

103

400 East John Carpenter Freeway, Irving, TX 75062 | Phone: (469) 524-1000 | Fax: (469) 524-1049 | Website: www.big12sports.com | Twitter: @big12conference



Bob Bowlsby
Commissioner

The Big 12 is in its 23rd year in 2018-19 as it continues to promote the strength and success of one of the nation's premier athletic conferences under the direction of seventh-year commissioner Bob Bowlsby.

TCU and West Virginia joined the league on July 1, 2012 and became the Big 12's first additions since incep-

tion, joining Baylor, Iowa State, Kansas, Kansas State, Oklahoma, Oklahoma State, Texas and Texas Tech.

With 10 members, the Big 12 remains as the only autonomy conference to determine its champions in all sports directly on the field of play with a full round-robin schedule. The Conference's hard work ethic and strong values have translated to enormous success in its first 22 years. Since it began competition in 1996-97, the league can boast of 60 NCAA team titles and 654 individual national championships.

The Big 12 has been at the forefront in college athletics reform, specifically with student-athlete welfare issues to include cost of attendance, student-athlete time demands and strengthening its policy for concussion diagnosis and management. In 2014-15, the Big 12 introduced and hosted three "State of Collegiate Athletics" forums to examine the issues facing college athletics. Two were conducted in Washington, D.C and one in New York City. Panelists included respected authorities from intercollegiate athletics, university leadership and sports journalism. The third forum featured a special session comprised of student-athletes. The Big 12 has continued the "State of Collegiate Athletics" forums the past four seasons with Dallas serving as the host site for three events and one staged in Atlanta.

Big 12 Champions for Life, an initiative of the Big 12 Conference, will begin its fourth year in 2018-19. It features student-athletes, selected by Conference institutions, in a series of public service announcements highlighting the positive impact an athletics scholarship has had on their lives leading to stories of personal growth and success.

The Big 12 was the only conference in 2017-18 that placed a team in the College Football Playoff (Oklahoma), Men's Final Four (Kansas), Men's College World Series (Texas and Texas Tech) and Women's College World Series

(Oklahoma). National championships were won by Texas men's swimming & diving and Oklahoma State men's golf. UT's title was its fourth-consecutive while the Big 12 picked up its second straight men's golf crown with Oklahoma winning it in 2017. Of the eight teams that advanced to match play in the men's golf championship, half of the field represented the Big 12.

For the first time in Conference history, the Big 12 sent 90% of its men's basketball teams to postseason play with seven in the NCAA Division I Men's Basketball Championship and two in the National Invitation Tournament. The Big 12 is the first league since at least 1996-97 to accomplish this feat. The Conference's 70% participation in the NCAA Championship was the highest of all leagues.

The Big 12 led the nation in the fall of 2017 with 80% of its teams selected to bowl games highlighted by No. 2 Oklahoma competing in the CFP Semifinal at the Rose Bowl. The Big 12 had at least 80% of teams bowl eligible for the third time in Conference history (90% in 2010 and 80% in 2011). It marked just the 14th occasion since 1996 that an FBS league had at least 80% of teams with 6-plus wins. The Big 12 has made six appearances in a CFP News Year's Bowl in the four years of the structure.

Additionally, the Big 12 added its sixth Heisman Trophy winner since 1996 with Baker Mayfield (Oklahoma) taking home the 2017 award. The Conference has had a finalist in 14 of its seasons for a total of 19 with two finalists in five seasons. Thirty-eight major individual awards have been won by Big 12 student-athletes in football over the past nine campaigns. Overall, more than 4,800 student-athletes have earned All-America recognition.

The Big 12 and its member institutions are committed to a competitive environment where sportsmanship and fair play take center stage. Whether on the field, in the classroom, or within the community, the student-athletes, administrators, coaches and game officials of the Big 12 support the highest ideals in sportsmanship.

National academic accolades have always been strong in the Big 12. Ty Darlington (Oklahoma) was the recipient of the 2015 William V. Campbell Trophy, known as the Academic Heisman. Gabe Ikard (Oklahoma) was presented the NCAA Today's Top 10 Award in January 2015. It recognizes former student-athletes for their successes on the fields and courts, in the classroom and in the community. Since 1996, the Big 12 has a total of 11 honorees for this prestigious award. In the last seven seasons, 14 student-athletes were recipients of the NCAA Elite 90

Award with Oklahoma State's Noah Gade (cross country), Oklahoma's Lily Miyazaki (women's tennis) and Baylor's Colin Kober (men's golf) picking up the most recent honors in 2017-18. The accolade showcases individuals who have reached the pinnacle of competition at the national championship level, while also achieving the highest academic standard among their peers.

In its short history, the Big 12 has over 650 Academic All-America recipients, averaging about 30 each season. Big 12 student-athletes have shown commitment to their studies by earning numerous individual academic recognitions. Thirteen times in the past 14 years a league athlete has garnered the top academic honor for their respective sport, including Jevon Carter (West Virginia) for men's basketball in 2017-18.

Competitive excellence, scholarship and sportsmanship are all equal components of the Big 12 philosophy. All-Big 12 teams and Academic All-Big 12 squads are recognized for each sport at the end of their respective seasons. At the end of each academic year, the Conference honors its top male and female student-athletes with the Big 12 Athlete of the Year and Big 12 Sportsman of the Year awards.

Institutions can also nominate student-athletes for the prestigious Dr. Prentice Gautt Postgraduate Scholarships. A total of 421 scholars have received over \$3.1 million in postgraduate financial aid through the first 22 years of the program.

The Big 12 sponsors 23 sports. Men's squads include baseball, basketball, cross country, football, golf, indoor track & field, outdoor track & field, swimming & diving, tennis and wrestling. Women's teams are fielded in basketball, cross country, equestrian, golf, gymnastics, indoor track & field, outdoor track & field, rowing, soccer, softball, swimming & diving, tennis and volleyball.

Big 12 institutions create a league that encompasses five states and nearly 38 million people. Nearly 5,000 student-athletes from across the United States and around the World compete annually in the sports sponsored by the Conference.

The Conference currently conducts postseason championships for 21 of its 23 sports with the Football Championship Game returning in 2017 after a six-year absence. Each championship helps to determine teams and/or individuals that will represent the Conference in national postseason competition.

The Conference office is headquartered in Irving, Texas.

2018-19 Big 12 Composite Schedule (as of 10/2/18)

All times listed as Central.

Dates, times and television designation subject to change.

For the latest Big 12 composite schedule, visit www.big12sports.com.

Tuesday, November 6

Duquesne at TCU, 12 p.m.
Nicholls at Baylor, 6 p.m.
Coppin State at West Virginia, 6 p.m.

Wednesday, November 7

UMKC at Kansas, 7 p.m.

Thursday, November 8

Saint Francis (PA) at Baylor (FSSW+), 7 p.m.
Duquesne at Texas (LHN), 7 p.m.

Friday, November 9

Arkansas State at Oklahoma State, 11 a.m.
Niagara at Iowa State, Preseason WNIT, 12 p.m.
Western Kentucky at Oklahoma (FSOK+), 7:00 p.m.
Jacksonville State at Texas Tech, TBA

Sunday, November 11

Mississippi Valley State at TCU, 12 p.m.
NJIT at West Virginia, 1 p.m.
Iowa State vs. Yale/Northern Illinois, Preseason WNIT, 2 p.m.
UC Riverside at Oklahoma State, 2 p.m.
ULM at Texas Tech, 2 p.m.
Baylor vs. Arizona State (ESPN2), Fort Defiance, Arizona, 6:30 p.m.

Monday, November 12

Omaha at K-State (K-StateHD.TV), 5:30 p.m.
Texas at North Texas, 7 p.m.

Tuesday, November 13

Oral Roberts at Kansas, 7 p.m.
Iowa State vs. Preseason WNIT Semifinals, TBA

Thursday, November 15

Bryant at West Virginia, 9 a.m.
Southern at Baylor (FSSW), 6 p.m.
Prairie View A&M at Oklahoma State, 7 p.m.
Northwestern State at Oklahoma (FSOK), 7 p.m.
McNeese State at Texas (LHN), 7 p.m.

Friday, November 16

North Texas at K-State (ESPN3), 7 p.m.

Saturday, November 17

Idaho at Texas Tech (FSSW+), 3 p.m.

Sunday November 18

UMKC at K-State (ESPN3), 1 p.m.
Oklahoma at USF, 1 p.m.
Alabama A&M at Kansas, 2 p.m.
SMU at TCU, 2 p.m.
Iowa State vs. Preseason WNIT Championship, 3:30 p.m.

Tuesday, November 20

Texas A&M Corpus Christi at Texas Tech, 7 p.m.

Wednesday, November 21

Samford at Oklahoma State, 12 p.m.
Iowa State vs. Eastern Michigan, Chatham, Ontario, Canada, 5 p.m.
George Mason at Kansas, 7 p.m.

Thursday, November 22

K-State vs. Syracuse, Cancun Challenge, 1:30 p.m.
Oklahoma vs. UAB, Junkanoo Jam, 4:15 p.m.

Friday, November 23

K-State vs. DePaul, Cancun Challenge, 11 a.m.
Texas vs. Quinnipiac, Gulf Coast Showcase, 4 p.m.
West Virginia vs. Iowa, Junkanoo Jam, 5:15 p.m.
Oklahoma vs. Clemson/Tennessee, Junkanoo Jam, 7:45 p.m.
TCU vs. BYU, SDSU Thanksgiving Classic, 9 p.m.
Baylor vs. South Dakota State, South Point Shootout, 9:30 p.m.

Saturday, November 24

K-State vs. Princeton, Cancun Challenge, 11 a.m.
Oklahoma vs. Clemson/Tennessee, Junkanoo Jam, 2 p.m.
Texas vs. Michigan/Missouri, Gulf Coast Showcase, 1:30 p.m./6:30 p.m.
West Virginia vs. E. Kentucky/Florida State, Junkanoo Jam, 4:15 p.m. or 6:45 p.m.
TCU at San Diego State, SDSU Thanksgiving Classic, 9:15 p.m.
Baylor vs. Georgetown, South Point Shootout, 9:30 p.m.
Houston Baptist at Texas Tech, TBA

Sunday, November 25

Iona at Kansas, 2 p.m.
Texas at Gulf Coast Showcase, TBA

Tuesday, November 27

Oklahoma State at Wichita State (COX YurView), 6:30 p.m.

Wednesday, November 28

UTSA at Texas (LHN), 11 a.m.
Iowa State at South Dakota, 7 p.m.
Stephen F. Austin at Texas Tech, 7 p.m.
Oklahoma at New Mexico, 8 p.m.

Thursday, November 29

Kansas at LSU (SEC Network+), SEC/Big 12 Challenge, 6 p.m.
TCU at Ole Miss (SEC Network), SEC/Big 12 Challenge, 8 p.m.

Friday, November 30

Texas State at Oklahoma State, 7 p.m.

Sunday, December 2

Vanderbilt at K-State (ESPN3), SEC/Big 12 Challenge, 1 p.m.
Mississippi State at Texas (FS1), SEC/Big 12 Challenge, 1 p.m.
Texas Tech at Florida (SEC Network), SEC/Big 12 Challenge, 1 p.m.
Arkansas at Iowa State, SEC/Big 12 Challenge, 2 p.m.
Army West Point at TCU, 2 p.m.
Oklahoma at Auburn (SEC Network), SEC/Big 12 Challenge, 3 p.m.
Tennessee at Oklahoma State (FS1), SEC/Big 12 Challenge, 3 p.m.
Missouri at West Virginia (Nexstar), SEC/Big 12 Challenge, 4 p.m.
Baylor at South Carolina (ESPN2), SEC/Big 12 Challenge, 6 p.m.

Wednesday, December 5

Lamar at K-State (FCS Central/K-StateHD.TV), 7 p.m.
Iowa State at Iowa, Cy-Hawk Series, 7 p.m.
Kansas at Nebraska (BTN+), 7 p.m.
Central Arkansas at Oklahoma (FSOK+), 7 p.m.

Saturday, December 8

Montana State at TCU, 1 p.m.
West Virginia at Pitt (ACC Network Extra), Backyard Brawl, 2 p.m.
K-State at Little Rock, 3 p.m.
Houston Baptist at Oklahoma State, 7 p.m.

Sunday, December 9

North Dakota at Iowa State, Noon
Tennessee at Texas (ESPN2), Noon
Grambling State at Kansas, 2 p.m.
DePaul at Oklahoma (FSOK), 2 p.m.

Wednesday, December 12

Morehead State at Baylor (FSSW), Noon

Saturday, December 15

Baylor at Stanford, TBA
Texas Tech at Nevada, TBA
Eastern Kentucky at West Virginia, Charleston, W.Va., 3 p.m.

Sunday, December 16

Drake at Iowa State, Noon
Southern at TCU, Noon
Stetson at Texas (LHN), 1 p.m.
K-State vs. Arizona State, La Crosse, Wisc., 4 p.m.
Oklahoma State at UCLA, TBA

Tuesday, December 18

Southern at Texas Tech, Noon
Morgan State at West Virginia, 6 p.m.

Wednesday, December 19

Kansas vs. Washington State, Duel in the Desert, 4:30 p.m.
Prairie View A&M at Iowa State, 6:30 p.m.
UConn at Oklahoma (FS1), 7:30 p.m.

Thursday, December 20

Towson at West Virginia, 6 p.m.
Sam Houston State at TCU, 6:30 p.m.
Central Arkansas at K-State (ESPN3), 7 p.m.
Texas at UTRGV (WAC Digital Network), 7 p.m.
Kansas vs. Northwestern/Wichita State, Duel in the Desert, TBA

Friday, December 21

Oral Roberts at Oklahoma State, 7 p.m.

Saturday, December 22

Texas Southern at Texas Tech (FSSW+), 1 p.m.
Oklahoma at SMU, 2 p.m.

Saturday, December 29

Bucknell at Iowa State, 1 p.m.
UNI at K-State (ESPN3), 1 p.m.
Northwestern State at Texas (LHN), 1 p.m.
Niagara at West Virginia, 1 p.m.
Alcorn State at TCU, 2 p.m.
Abilene Christian at Texas Tech (FSSW), 3 p.m.

Sunday, December 30

Vermont at Kansas, Noon
Grambling State at Oklahoma State, 1 p.m.

Monday, December 31

UTRGV at Baylor, Noon

Wednesday, January 2

West Virginia at TCU, 6:30 p.m.
K-State at Iowa State, TBA
Texas Tech at Oklahoma (FSOK), 6:30 p.m.
Oklahoma State at Texas (LHN), 7:00 p.m.

Thursday, January 3

UConn at Baylor (ESPN), 8 p.m.

Saturday, January 5

Iowa State at Kansas (FSN), 1 p.m.
Oklahoma at K-State (FCS Central/K-StateHD.TV), 7 p.m.

Sunday, January 6

Baylor at Texas Tech (FSN), Noon
TCU at Oklahoma State (ESPN2), 1 p.m.
Texas at West Virginia (ESPN2), 3 p.m.

Wednesday, January 9

Oklahoma State at West Virginia (Nexstar), 6 p.m.
K-State at Baylor (FOX Sports Go), 7 p.m.
TCU at Iowa State, TBA
Oklahoma at Texas (LHN), 7 p.m.
Kansas at Texas Tech, TBA

Saturday, January 12

Texas Tech at Oklahoma State, 3 p.m.
Baylor at TCU (FSSW), 3 p.m.
Texas at Iowa State, TBA

Sunday, January 13

Kansas at K-State (FSN), 12:00 p.m.
West Virginia at Oklahoma (FSOK), 7:00 p.m.

Wednesday, January 16

Iowa State at West Virginia, 6 p.m.
Texas at K-State (ESPN3), 7 p.m.
Texas Tech at TCU (FSSW+), 6:30 p.m.
Baylor at Kansas, 7 p.m.

Saturday, January 19

Oklahoma State at Kansas, Noon
TCU at Texas (LHN), 1 p.m.
K-State at Texas Tech (FSSW), 3 p.m.
Oklahoma at Iowa State, TBA

Chesapeake Energy Arena - Oklahoma City, Okla.

**2019 PHILLIPS 66 BIG 12 CHAMPIONSHIP (Chesapeake Energy Arena - Oklahoma City, Okla. - March 8-11, 2019)****FRIDAY, MARCH 8**

Game 1: Seed #8 vs. Seed #9	6 p.m. (FCS)
Game 2: Seed #7 vs. Seed #10	8:30 p.m. (FCS)

SATURDAY, MARCH 9

Game 3: Seed #4 vs. Seed #5	11 a.m. (FSN)
Game 4: Seed #1 vs. Game-1 winner	1:30 p.m. (FSN)
Game 5: Seed #2 vs. Game-2 winner	6 p.m. (FSN)
Game 6: Seed #3 vs. Seed #6	8:30 p.m. (FSN)

**BIG 12 CONFERENCE****SUNDAY, MARCH 10**

Game 7: Semifinal 1	2 p.m. (FS1)
Game 8: Semifinal 2	4:30 p.m. (FS1)

MONDAY, MARCH 11

Game 9: Championship Game	8 p.m. (FS1)
---------------------------	--------------

Sunday, January 20

West Virginia at Baylor (FS1), 4 p.m.

Tuesday, January 22

Oklahoma at TCU (FS1), 8 p.m.

Wednesday, January 23

Texas Tech at West Virginia (FSN), 5 p.m.
 Oklahoma State at K-State (ESPN3), 7 p.m.
 Iowa State at Baylor (FSSW), 7 p.m.
 Kansas at Texas (LHN), 7 p.m.

Saturday, January 26

Iowa State at Oklahoma State, TBA
 Texas at Texas Tech, TBA
 K-State at West Virginia, 3 p.m.

Sunday, January 27

Kansas at TCU (FSSW), Noon
 Baylor at Oklahoma (FSN), 2 p.m.

Monday, January 28

West Virginia at Texas (FS1), 7 p.m.

Tuesday, January 29

Texas Tech at Iowa State, TBA

Wednesday, January 30

TCU at K-State (FCS Central/K-StateHD.TV), 7 p.m.
 Oklahoma at Kansas, 7 p.m.
 Baylor at Oklahoma State, 7 p.m.

Saturday, February 2

Texas Tech at Baylor (FSSW), 1 p.m.
 Iowa State at K-State (ESPN3), 1 p.m.
 Texas at Oklahoma (FSOK), 3 p.m.

Sunday, February 3

Oklahoma State at TCU (FSN), 2 p.m.
 Kansas at West Virginia (AT&T SportsNet), 2 p.m.

Monday, February 4

Baylor at Texas (ESPN2), 6 p.m.

Wednesday, February 6

K-State at Kansas, 7 p.m.
 Oklahoma at Oklahoma State (FSN), 8 p.m.
 TCU at Texas Tech, TBA

Saturday, February 9

TCU at Baylor (FSSW), Noon
 Oklahoma State at Texas Tech (FSSW), 6:30 p.m.
 Texas at Kansas, 7 p.m.
 West Virginia at Iowa State, TBA

Sunday, February 10

K-State at Oklahoma (FSOK), 7 p.m.

Tuesday, February 12

Texas at Oklahoma State, 7 p.m.

Wednesday, February 13

West Virginia at Texas Tech (FSSW+), 6 p.m.
 Iowa State at TCU, 6:30 p.m.
 Baylor at K-State (ESPN3), 7 p.m.
 Kansas at Oklahoma (FSOK), 7 p.m.

Saturday, February 16

TCU at West Virginia (FSN), 1 p.m.
 Oklahoma at Baylor (FSSW+), 7 p.m.
 Oklahoma State at Iowa State, TBA

Sunday, February 17

Texas Tech at Kansas, TBA
 K-State at Texas (FSN), 4 p.m.

Wednesday, February 20

Kansas at Baylor (FSSW), 6 p.m.
 West Virginia at Oklahoma State, 6 p.m.
 Iowa State at Oklahoma (FSOK+), 7 p.m.

Saturday, February 23

Texas Tech at Texas (LHN), 11 a.m.
 Kansas at Oklahoma State, 1 p.m.
 Baylor at Iowa State (FSN), 3 p.m.
 Oklahoma at West Virginia (AT&T SportsNet), 3 p.m.
 K-State at TCU (FSSW+), 5 p.m.

Monday, February 25

Texas at Baylor (FS1), 6 p.m.
 Oklahoma State at Oklahoma (FS1), 8 p.m.

Tuesday, February 26

Iowa State at Texas Tech (FSSW), 6 p.m.

Wednesday, February 27

West Virginia at K-State (FCS Central/K-StateHD.TV), 7 p.m.
 TCU at Kansas, 7 p.m.

Saturday, March 2

Oklahoma State at Baylor (FSSW), 1 p.m.
 Texas Tech at K-State (ESPN3), 1 p.m.
 West Virginia at Kansas, TBA
 TCU at Oklahoma (FSOK), 4:30 p.m.
 Iowa State at Texas (LHN), 7 p.m.

Monday, March 4

Baylor at West Virginia (FS1), 6 p.m.
 K-State at Oklahoma State, 7 p.m.
 Kansas at Iowa State, TBA

Tuesday, March 5

Texas at TCU (FSSW+), 6:30 p.m.
 Oklahoma at Texas Tech, TBA

KANSAS STATE IN THE BIG 12 TOURNAMENT (19-22)

2018 (Oklahoma City, Okla.)

1st Round (8) K-State 72, (9) Kansas 63
Quarterfinals (1) Baylor 83, (8) K-State 54

2017 (Oklahoma City, Okla.)

Quarterfinals (4) K-State 74, (5) Iowa State 67
Semifinals (1) Baylor 88, (4) K-State 71

2016 (Oklahoma City, Okla.)

Quarterfinals (3) West Virginia 74, (6) K-State 65

2015 (Dallas, Texas)

1st Round (8) K-State 57, (9) Kansas 49
Quarterfinals (1) Baylor 82, (8) K-State 70

2014 (Oklahoma City, Okla.)

1st Round (8) Kansas 87, (9) K-State 84 (ot)

2013 (Dallas, Texas)

1st Round (8) K-State 51, (9) Texas 49
Quarterfinals (1) Baylor 80, (8) K-State 47

2012 (Kansas City, Mo.)

Quarterfinals (5) K-State 67, (4) Iowa State 63
Semifinals (1) Baylor 86, (5) K-State 65

2011 (Kansas City, Mo.)

Quarterfinals (4) K-State 56, (5) Iowa State 53
Semifinals (1) Baylor 86, (4) K-State 53

2010 (Kansas City, Mo.)

1st Round (9) K-State 59, (8) Texas Tech 51
Quarterfinals (1) Nebraska 63, (9) K-State 46

2009 (Oklahoma City, Okla.)

1st Round (5) K-State 68, (12) Colorado 51
Quarterfinals (4) Texas A&M 65, (5) K-State 63

2008 (Kansas City, Mo.)

Quarterfinals (8) Iowa State 66, (1) K-State 65 (ot)

2007 (Oklahoma City, Okla.)

Quarterfinals (5) Iowa State 57, (12) K-State 45

2006 (Dallas, Texas)

1st Round (7) K-State 72, (10) Kansas 52
Quarterfinals (2) Baylor 79, (7) K-State 74 (ot)

Record by Seed in Big 12 Championships

Seed	K-State vs.	K-State as
No. 1	1-10	0-1
No. 2	1-1	2-2
No. 3	0-4	2-1
No. 4	2-0	3-3
No. 5	2-1	4-3
No. 6	2-2	0-1
No. 7	2-0	1-1
No. 8	1-2	4-5
No. 9	4-2	1-2
No. 10	1-0	0-0
No. 11	0-0	1-2
No. 12	2-0	0-1

Record by Big 12 Championships

Location	
Kansas City	11-11
Dallas	5-5
Oklahoma City	3-6

2005 (Kansas City, Mo.)

Quarterfinals (3) K-State 71, (6) Nebraska 45
Semifinals (3) K-State 72, (2) Texas 69
Finals (1) Baylor 68, (3) K-State 55

2004 (Dallas, Texas)

Quarterfinals (2) K-State 79, (7) Missouri 58
Semifinals (6) Oklahoma 78, (2) K-State 66

2003 (Dallas, Texas)

Quarterfinals (2) K-State 77, (7) Baylor 60
Semifinals (3) Texas Tech 71, (2) K-State 65

2002 (Kansas City, Mo.)

Quarterfinals (4) K-State 79, (5) Texas 63
Semifinals (1) Oklahoma 69, (4) K-State 49

2001 (Kansas City, Mo.)

1st Round (6) Baylor 60, (11) K-State 44

2000 (Kansas City, Mo.)

Quarterfinals (9) Oklahoma St. 67, (5) K-State 59

1999 (Kansas City, Mo.)

1st Round (8) K-State 55, (9) Colorado 51
Quarterfinals (1) Texas Tech 74, (8) K-State 55

1998 (Kansas City, Mo.)

1st Round (11) K-State 75, (6) Baylor 66 (ot)
Quarterfinals (3) Kansas 50, (11) K-State 46

1997 (Kansas City, Mo.)

1st Round (5) K-State 81, (12) Oklahoma 56
Quarterfinals (5) K-State 76, (4) Texas Tech 68
Semifinals (5) K-State 73, (1) Kansas 58
Finals (3) Colorado 54, (5) K-State 44

Big 12 All-Tournament Team Selections

Brit Jacobson - 1997
Andria Jones (MVP) - 1997
Megan Mahoney - 2005
Kendra Wecker - 2002, 2005

Big 12 Championship Records - Players

Most Assists, Single Game:
Megan Mahoney, 12; March 10, 2004

Most 3-Pt. Field Goals Attempted, Single Game:
Laurie Koehn, 15; March 11, 2004

Big 12 Championship Records - Team

Defensive 3-Pt. FG Pct., Team Series:
Kansas State, .034 (2010)

KANSAS STATE INDIVIDUAL SINGLE GAME RECORDS

Points	31, Jalana Childs, vs. Iowa State (3/8/12)
FGs Made	13, Twice: Jalana Childs, vs. Iowa State (3/8/12) Angie Finkes, vs. Baylor (3/3/98)
FGs Attempted	25, Angie Finkes, vs. Baylor (3/3/98)
3PT FGs Made	6, Laurie Koehn, vs. Baylor (3/12/03)
3PT FGs Attempted	15, Laurie Koehn, vs. Oklahoma (3/11/04)
FTs Made	8, Megan Deines, vs. West Virginia (3/5/16)
FTs Attempted	10, Twice: Kayla Goth, vs. Kansas (3/2/18)
FT Pct.	1.000, Twice: (8-8) Megan Deines, vs. West Virginia (3/5/16) (6-6), Shalee Lehnig, vs. Iowa State (3/6/07)
Rebounds	16, Twice: Brandy Harris, vs. Colorado (3/2/99) Kendra Wecker, vs. Baylor (3/12/05)
Assists	12, Megan Mahoney, vs. Missouri (3/10/04)
Blocks	5, Twice: Nicole Ohlde, vs. Baylor (3/12/03) Breanna Lewis, vs. Kansas (3/7/14)
Steals	5, Ashia Woods, vs. Kansas (3/7/14)

KANSAS STATE TEAM SINGLE GAME RECORDS

Points	84, vs. Kansas (3/7/14)
Points (Half)	49 - second half, vs. Iowa State (3/4/17)
Points (Quarter)	29 (3Q), vs. Iowa State (3/4/17)
FGs Made	35, vs. Missouri (3/10/04)
FGs Attempted	74, vs. Baylor (3/8/06)
FG Pct. (min. 45 attempts)	.571 (32-56), vs. Baylor (3/3/98)
3PT FGs Made	12, vs. Baylor (3/9/13)
3PT FGs Attempted	36, vs. Baylor (3/9/13)
3PT FG Pct. (min. 10 attempts)	.563 (9-16), vs. Missouri (3/10/04)
FTs Made	22, vs. Kansas (3/6/97)
FTs Attempted	27, vs. Kansas (3/6/97)
FT Pct. (min. 15 attempts)	.875 (14-16), vs. Texas A&M (3/13/09)
Rebounds	45, Three times: vs. Colorado (3/2/99) vs. Baylor (3/12/03) vs. Iowa State (3/4/17)
Assists	25, Twice: vs. Baylor (3/3/98) vs. Missouri (3/10/04)
Turnovers	27, vs. Baylor (3/3/98)
Blocked Shots	10 vs. Baylor (3/12/03)
Steals	13, vs. Oklahoma (3/4/97)



Andria Jones

PLAYER	YEARS	G-GS	FGM-FGA	3PT-A	FTM-FTA	REB.	PF	PTS.	AST.	TO	BLK	STL	MIN.
Andrea Armstrong	2001-02	1-0	1-4	0-0	0-0	1	1	2	1	1	1	0	12
Shalondra Booker	2001-02	3-1	0-2	0-1	0-0	5	3	0	4	5	0	3	35
Branshea Brown	2009-12	8-4	9-30	0-3	6-11	28	22	24	7	12	2	4	166
Heidi Brown	2013	2-0	2-7	1-6	0-0	3	4	5	1	0	0	0	37
Chantay Caron	2011-14	7-3	8-28	4-13	3-4	16	8	23	8	2	0	4	151
Brittany Chambers	2010-13	7-7	41-112	16-60	18-23	58	10	116	24	30	1	5	294
Jalana Childs	2009-12	8-6	35-66	1-1	6-9	28	17	77	6	5	2	7	172
JuliAnne Chisholm	2011-12	3-0	5-10	3-4	0-0	2	5	13	2	3	1	0	29
Jenny Coalson	1997-98	5-2	6-17	2-6	3-6	27	8	17	13	14	0	5	132
Claire Coggins	2004-07	7-6	21-63	10-24	1-3	21	14	53	9	16	2	6	181
Bri Craig	2013-16	6-2	8-25	5-20	2-2	7	13	23	6	4	3	4	123
Missy Decker	1997	4-4	12-30	11-25	12-13	15	6	47	13	7	0	4	153
Megan Deines	2016	1-1	6-11	2-3	8-8	4	2	22	2	4	0	2	37
Tasha Dickey	2012	2-2	8-22	4-12	0-1	8	3	20	1	3	2	1	66
Kimberly Dietz	2005-08	7-4	14-46	10-31	11-16	12	8	49	10	9	2	4	139
Chelsea Domenico	2002-05	9-2	4-8	4-7	1-2	22	8	13	14	10	1	0	156
Amy Dutmer	2001-04	7-2	8-20	6-11	3-5	8	10	25	7	8	2	6	93
Angie Finkes	1997-00	9-5	47-106	0-1	13-23	42	28	97	11	25	3	2	279
Morgen Finneran	1998-01	5-1	1-10	1-5	2-3	9	5	5	6	6	0	2	65
Olga Firsova	1999-00	3-1	14-36	0-0	12-17	28	9	40	1	8	3	0	69
Denisha Ferguson	2001	1-0	0-0	0-0	0-0	0	2	0	0	0	0	0	1
A. Frei	2000	1-0	0-0	0-0	0-0	0	0	0	0	0	0	0	0
Marlies Gipson	2006,08-09	5-5	27-58	1-7	13-14	40	14	68	14	10	6	6	161
Cymone Goodrich	2018	2-0	2-9	1-4	4-5	3	2	9	2	3	0	2	36
Kayla Goth	2016-18	5-3	28-57	8-24	20-24	16	5	84	19	16	3	11	163
JoAnn Hamlin	2006	2-2	10-16	0-0	1-2	15	8	21	0	4	5	1	52
Kari Hanson	2002	0-0	0-0	0-0	0-0	1	0	0	1	0	0	0	4
Brandy Harris	1998-99	4-2	8-20	0-0	3-4	29	10	19	5	6	1	5	103
Kayla Hester	1997	4-4	11-28	7-17	1-1	15	13	30	7	6	3	4	110
Kelsey Hill	2009-11	3-0	5-11	4-9	0-0	0	4	14	1	2	0	1	35
Danielle Hutton	2001	1-0	2-3	0-0	0-0	1	0	4	0	0	0	1	7
Brit Jacobson	1997-98	6-6	27-58	2-9	12-22	31	20	68	30	24	1	15	202
Sunny Jacobson	1997	1-0	0-0	0-0	0-0	0	0	0	0	0	0	0	1
Andria Jones	1997	4-4	26-45	4-7	14-18	25	11	60	8	18	4	7	146
Ashley Jones	2015	1-0	0-0	0-0	0-0	1	0	0	0	1	1	0	3
Kali Jones	2018	2-0	2-2	0-0	1-1	0	2	5	0	2	0	0	10
Taelor Karr	2010-11	4-4	16-41	9-26	2-2	21	9	43	9	3	0	5	143
Kari Kincaid	2007-10	6-5	15-39	8-24	6-9	12	5	44	5	6	1	4	194
Ashlynn Knoll	2014	1-0	0-3	0-0	0-0	1	1	0	0	2	0	0	7
Laurie Koehn	2002-05	9-9	38-99	27-72	8-9	28	15	111	11	16	0	3	298
Brianna Kulas	2011	1-0	0-1	0-0	0-0	1	0	0	0	0	0	0	3
Mary Lakes	2018	2-1	1-2	0-0	0-0	2	7	2	0	2	0	0	18
Kjersten Larson	1997	2-0	2-3	1-2	1-2	1	1	6	3	0	0	3	26
Shalee Lehning	2006-09	6-6	24-48	6-14	16-22	39	15	70	30	14	0	11	218
Katya Leick	2014	1-1	6-11	5-8	0-0	3	4	17	0	1	0	0	35
Breanna Lewis	2014-17	6-6	33-64	0-0	14-26	52	24	80	1	9	15	4	167
Brie Madden	2002-05	9-0	16-31	0-0	3-4	36	23	35	15	16	8	9	156
Megan Mahoney	2002-05	9-9	34-69	6-16	18-27	45	14	92	42	17	3	5	256
Shaelyn Martin	2015-18	6-5	6-21	1-7	10-14	28	11	23	16	14	1	7	149
Carolyn McCullough	2005-08	4-0	3-6	1-3	0-0	3	1	7	0	0	0	0	33
Jessica McFarland	2003-06	5-0	13-23	0-0	3-4	14	8	29	2	8	4	4	73
Twiggy McIntyre	2004-06	7-0	13-37	3-15	9-10	11	8	38	13	5	0	5	134
Deborah Meeks	2015	2-0	2-4	1-2	0-0	4	3	5	2	1	0	1	15
Karyla Middlebrook	2017	2-2	8-20	3-8	4-6	5	3	23	2	3	0	1	35
Sara Munson	1997	1-0	2-5	0-0	0-0	2	1	4	1	1	0	1	13
Shanda Murdoch	2004	1-0	0-0	0-0	0-0	0	0	0	0	0	0	0	2
Kelsey Nelson	2009	2-0	4-12	0-2	2-2	2	1	10	1	3	0	0	24
Kimmery Newsom	2001-04	3-0	0-3	0-0	0-1	3	2	0	0	2	0	0	4
Nicole Ohlde	2001-04	7-7	37-77	0-0	15-23	45	17	89	20	16	9	4	206
Kaylee Page	2016-18	5-3	10-29	8-19	5-6	17	9	33	9	5	5	3	139
Lanie Page	2017	2-0	0-1	0-1	0-0	0	1	0	0	1	0	2	9
Essence Perry	1999	2-2	5-10	1-4	1-2	2	4	12	9	10	0	6	69
Nicky Ramage	1997-00	9-9	33-53	0-0	19-32	57	27	85	4	11	5	4	221
Rachel Ranke	2018	2-2	4-23	2-17	5-6	10	2	15	6	0	0	0	71
Ashley Ray	2018	2-0	0-0	0-0	0-0	0	4	0	0	1	0	0	16
Kristin Rethman	1999-02	6-5	17-35	15-29	2-4	22	11	51	15	10	0	3	177
Leticia Romero	2014	1-1	4-21	1-3	6-6	7	5	15	9	6	0	2	42
April Sailors	2000-01	2-0	2-4	2-3	2-2	0	1	8	2	4	0	0	24
Jessica Sheble	2014-17	6-0	5-10	0-0	6-8	7	10	16	3	2	2	0	51
Amy Short	1997	1-0	0-1	0-0	0-0	0	0	0	0	0	0	0	1
Naytanda Smith	2004-07	4-0	2-4	0-0	0-0	1	7	4	0	1	0	0	10
Ashley Sweat	2007-10	6-6	24-69	1-15	21-30	28	14	70	7	10	1	8	207
Antoinette Taylor	2015-16	2-0	1-1	0-0	0-1	0	0	2	0	0	0	0	2
Haley Texada	2013, 2015	4-4	23-61	13-32	11-12	19	5	70	11	5	0	7	155
Kelly Thomson	2015-17	3-0	0-1	0-1	0-0	0	0	0	0	0	0	0	5
Alina Voronenko	2009-11	2-0	3-9	2-4	1-2	6	4	9	2	0	1	0	23
Marshela Webb	1998-01	3-1	2-6	0-0	0-0	3	2	4	2	1	0	0	28
Kendra Wecker	2002-05	9-9	66-134	8-26	17-19	73	24	122	25	20	8	13	305
Kindred Wesemann	2014-17	6-5	25-68	15-39	13-16	20	12	78	16	9	0	9	200
Shana Wheeler	2005-08	5-4	11-27	0-0	1-3	15	7	23	2	13	5	3	72
Mariah White	2010-13	8-6	12-35	3-8	4-4	33	15	31	25	15	2	4	242
Alisa Wiggins	2018	1-0	0-0	0-0	0-0	0	0	0	0	0	0	0	2
Peyton Williams	2017-18	4-4	10-28	2-4	6-7	19	5	28	1	5	4	3	98
Eternati Willock	2017	2-0	5-10	0-0	2-5	11	0	12	3	6	2	1	45
Kim Woodlee	1998-01	6-4	13-39	11-33	0-0	21	5	37	12	16	0	3	216
Ashia Woods	2012, 2014-15	5-2	8-16	0-3	4-8	17	9	20	10	11	1	7	129
Danielle Zanotti	2006-09	6-2	4-11	3-9	6-8	18	8	17	3	2	1	7	123

INDIVIDUAL GAME

POINTS (MIN. 25 PTS SCORED)

1. Jalana Childs, vs. Iowa State (3/8/12)	31
2. Andria Jones, vs. Kansas (3/6/97)	28
3. Nicky Ramage, vs. Baylor (3/3/98)	27
Angie Finkes, vs. Baylor (3/3/98)	27
5. Kendra Wecker, vs. Missouri (3/10/04)	25
Haley Texada, vs. Baylor (3/7/15)	25
Kayla Goth, vs. Iowa State (3/4/17)	25

FIELD GOALS MADE (MIN. 10 FGS MADE)

1. Jalana Childs, vs. Iowa State (3/8/12)	13
Angie Finkes, vs. Baylor (3/3/98)	13
3. Kendra Wecker, vs. Missouri (3/10/04)	12
4. Nicky Ramage, vs. Baylor (3/3/98)	11
5. Marlies Gipson, vs. Texas A&M (3/13/09)	10

FIELD GOALS ATTEMPTED (MIN. 20 FGS ATTEMPTED)

1. Angie Finkes, vs. Baylor (3/3/98)	25
2. Brittany Chambers, vs. Baylor (3/9/13)	24
3. Jalana Childs, vs. Iowa State (3/8/12)	23
4. Leticia Romero, vs. Kansas (3/7/14)	21
5. Laurie Koehn, vs. Oklahoma (3/11/04)	20
Haley Texada, vs. Baylor (3/7/15)	20

3-POINT FIELD GOALS MADE (MIN. 5 3-PT FGS MADE)

1. Laurie Koehn, vs. Baylor (3/12/03)	6
2. Kristin Rethman, vs. Oklahoma State (3/6/00)	5
Laurie Koehn, vs. Missouri (3/10/04)	5
Brittany Chambers, vs. Baylor (3/9/13)	5
Katya Leick, vs. Kansas (3/7/14)	5
Haley Texada, vs. Baylor (3/7/15)	5
Kaylee Page, vs. Kansas (3/2/18)	5

3-POINT FIELD GOAL ATTEMPTED (MIN. 10 3-PT FGS ATTEMPTED)

1. Laurie Koehn, vs. Oklahoma (3/11/04)	15
2. Brittany Chambers, vs. Baylor (3/9/13)	14
3. Laurie Koehn, vs. Baylor (3/12/03)	12
4. Laurie Koehn, vs. Texas (3/6/02)	11
Kimberly Dietz, vs. Baylor (3/8/06)	11
Haley Texada, twice	11
Kindred Wesemann, vs. West Virginia (3/5/16)	11
8. Kristin Rethman, vs. Oklahoma State (3/6/00)	10
Kimberly Dietz, vs. Iowa State (3/6/07)	10
Kari Kincaid, vs. Colorado (3/12/09)	10
Kayla Goth, vs. Iowa State (3/4/17)	10

FREE THROWS MADE

1. Megan Deines, vs. West Virginia (3/5/16)	8
2. Andria Jones, vs. Kansas (3/6/97)	7
Ashley Sweat, vs. Texas A&M (3/13/09)	7
4. Missy Decker, vs. Texas Tech (3/5/97)	6
Nicky Ramage, vs. Colorado (3/2/99)	6
Kendra Wecker, vs. Texas Tech (3/13/03)	6
Shalee Lehnig, vs. Iowa State (3/6/07)	6
Danielle Zanotti, vs. Iowa State (3/12/08)	6
Leticia Romero, vs. Kansas (3/7/14)	6
Kindred Wesemann, vs. Kansas (3/6/15)	6
Haley Texada, vs. Baylor (3/7/15)	6

FREE THROWS ATTEMPTED

1. Nicky Ramage, vs. Colorado (3/2/99)	9
Breanna Lewis, vs. Baylor (3/5/17)	9
3. Andria Jones, vs. Kansas (3/6/97)	8
Nicky Ramage, vs. Baylor (3/3/98)	8
Olga Firsova, vs. Texas Tech (3/3/99)	8
Megan Mahoney, vs. Baylor (3/12/05)	8
Danielle Zanotti, vs. Iowa State (3/12/08)	8
Ashley Sweat, vs. Texas A&M (3/13/09)	8
Megan Deines, vs. West Virginia (3/5/16)	8

REBOUNDS

1. Brandy Harris, vs. Colorado (3/2/99)	16
Kendra Wecker, vs. Baylor (3/12/05)	16
3. Breanna Lewis, vs. Kansas (3/7/14)	14
Kendra Wecker, vs. Texas (3/6/02)	13
Taelor Karr, vs. Texas Tech (3/11/10)	12
6. Olga Firsova, twice	11
Nicky Ramage, vs. Oklahoma State (3/6/00)	11
Marlies Gipson, vs. Baylor (3/8/06)	11
Shalee Lehnig, vs. Iowa State (3/12/08)	11

ASSISTS

1. Megan Mahoney, vs. Missouri (3/10/04)	12
2. Jenny Coalson, vs. Baylor (3/3/98)	11
Brit Jacobson, vs. Texas Tech (3/5/97)	10
4. Megan Mahoney, vs. Oklahoma (3/11/04)	9
Shalee Lehnig, vs. Baylor (3/8/06)	9
Leticia Romero, vs. Kansas (3/7/14)	9
7. Missy Decker, vs. Oklahoma (3/4/97)	8
Brit Jacobson, vs. Baylor (3/3/98)	8
Megan Mahoney, vs. Texas (3/6/02)	8
Chelsea Domenico, vs. Baylor (3/12/03)	8
Kayla Goth, vs. Kansas (3/2/18)	8

STEALS (MIN. 4 STEALS)

1. Ashia Woods, vs. Kansas (3/7/14)	5
2. Brit Jacobson, vs. Baylor (3/3/98)	4
Essence Perry, vs. Texas Tech (3/3/99)	4
Amy Dutmer, vs. Missouri (3/10/04)	4
Brie Madden, vs. Baylor (3/12/05)	4
Shalee Lehnig, twice	4
Haley Texada, vs. Baylor (3/7/15)	4
Kayla Goth, vs. Kansas (3/2/18)	4

BLOCKS (MIN. 4 BLOCKS)

1. Nicole Ohlde, vs. Baylor (3/12/03)	5
Breanna Lewis, vs. Kansas (3/7/14)	5
3. JoAnn Hamlin, vs. Kansas (3/7/06)	4
Breanna Lewis, vs. Kansas (3/6/15)	4

DOUBLE-DOUBLES (22)

1. Breanna Lewis.....3	6. Eternati Willock.....1
vs. Baylor (3/5/17); 14 pts, 11 rebs	vs. Iowa State (3/4/17); 12 pts, 10 rebs
vs. Kansas (3/6/15); 18 pts, 10 rebs	Kindred Wesemann.....1
vs. Kansas (3/7/14); 20 pts, 14 rebs	vs. West Virginia (3/5/16); 13 pts, 10 rebs
Nicky Ramage.....3	Jalana Childs.....1
vs. Oklahoma St. (3/6/00); 11 pts, 11 rebs	vs. Iowa State (3/8/12); 31 pts, 10 rebs
vs. Colorado (3/2/99); 18 pts, 10 rebs	Taelor Karr.....1
vs. Baylor (3/3/98); 27 pts, 10 rebs	vs. Texas Tech (3/11/10); 16 pts, 12 rebs
3. Olga Firsova.....2	Shalee Lehnig.....1
vs. Oklahoma St. (3/6/00); 15 pts, 11 rebs	vs. Iowa State (3/12/08); 15 pts, 11 rebs
vs. Texas Tech (3/3/99); 10 pts, 11 rebs	Shana Wheeler.....1
Kendra Wecker.....2	vs. Iowa State (3/6/07); 17 pts, 10 rebs
vs. Baylor (3/12/05); 14 pts, 16 rebs	Brie Madden.....1
vs. Texas (3/6/02); 22 pts, 13 rebs	vs. Texas (3/10/05); 14 pts, 10 rebs
Marlies Gipson.....2	Megan Mahoney.....1
vs. Colorado (3/12/09); 14 pts, 10 rebs	vs. Texas Tech (3/13/03); 24 pts, 10 rebs
vs. Baylor (3/8/06); 11 pts, 11 rebs	Angie Finkes.....1
	vs. Baylor (3/3/98); 27 pts, 10 rebs
	Brit Jacobson.....1
	vs. Texas Tech (3/5/97); 16 pts, 10 assts

INDIVIDUAL CAREER

GAMES

Rk.	Player (Years)	Games
1.	Seven tied	9
	Kendra Wecker (2001-05); Nicky Ramage (1996-99);	
	Laurie Koehn (2001-05); Brie Madden (2001-05);	
	Megan Mahoney (2001-05); Angie Finkes (1996-00);	
	Chelsea Domenico (2002-05)	
8.	Three tied	8
	Branshea Brown (2008-12); Jalana Childs (2008-12);	
	Mariah White (2009-13)	

POINTS (MIN. 75 PTS SCORED)

Rk.	Player (Years)	Pts.	PPG
1.	Kendra Wecker (2001-05)	122	13.6
2.	Brittany Chambers (2009-13)	116	16.6
3.	Laurie Koehn (2001-05)	111	12.3
4.	Angie Finkes (1996-00)	97	10.8
5.	Megan Mahoney (2001-05)	92	10.2
6.	Nicole Ohlde (2000-04)	89	12.7
7.	Nicky Ramage (1996-99)	85	9.4
8.	Kayla Goth (2015-present)	84	16.8
9.	Breanna Lewis (2013-17)	80	13.3
10.	Kindred Wesemann (2013-17)	78	13.0

FIELD GOALS MADE (MIN. 30 FGM)

Rk.	Player (Years)	FGM
1.	Kendra Wecker (2001-05)	66
2.	Angie Finkes (1996-00)	47
3.	Brittany Chambers (2009-13)	41
4.	Laurie Koehn (2001-05)	38
5.	Nicole Ohlde (2000-04)	37
6.	Jalana Childs (2008-12)	35
7.	Megan Mahoney (2001-05)	34
8.	Nicky Ramage (1996-99)	33
	Breanna Lewis (2013-17)	33

FIELD GOALS ATTEMPTED (MIN. 65 FGA)

Rk.	Player (Years)	FGA
1.	Kendra Wecker (2001-05)	134
2.	Brittany Chambers (2009-13)	112
3.	Angie Finkes (1996-00)	106
4.	Laurie Koehn (2001-05)	99
5.	Nicole Ohlde (2000-04)	77
6.	Ashley Sweat (2006-10)	69
	Megan Mahoney (2001-05)	69
8.	Jalana Childs (2008-12)	66

FIELD GOAL PCT (MIN. 60 FGA)

Rk.	Player (Years)	FG Pct.	FGM-FGA
1.	Jalana Childs (2008-12)	.530	35-66
2.	Breanna Lewis (2013-17)	.516	33-64
3.	Megan Mahoney (2001-05)	.493	34-69
4.	Kendra Wecker (2001-05)	.492	66-134
5.	Nicole Ohlde (2000-04)	.481	37-77
6.	Angie Finkes (1996-00)	.443	47-106
7.	Laurie Koehn (2001-05)	.384	38-99
8.	Haley Texada (2011-15)	.377	23-61
9.	Brittany Chambers (2009-13)	.366	41-112
10.	Ashley Sweat (2006-10)	.348	24-69

3-POINT FIELD GOALS MADE (MIN. 10 3-PT FGM)

Rk.	Player (Years)	3FGM
1.	Laurie Koehn (2001-05)	27
2.	Brittany Chambers (2009-13)	16
3.	Kristin Rethman (1998-02)	15
	Kindred Wesemann (2013-17)	15
5.	Haley Texada (2011-15)	13
6.	Kim Woodlee (1997-01)	11
	Missy Decker (1993-97)	11
8.	Claire Coggins (2003-07)	10
	Kimberly Dietz (2004-08)	10

3-POINT FIELD GOALS ATTEMPTED (MIN. 25 3FGA)

Rk.	Player (Years)	3FGA
1.	Laurie Koehn (2001-05)	72
2.	Brittany Chambers (2009-13)	60
3.	Kindred Wesemann (2013-17)	39
4.	Kim Woodlee (1997-01)	33
5.	Haley Texada (2011-15)	32
6.	Kimberly Dietz (2004-08)	31
7.	Kristin Rethman (1998-02)	29
8.	Kendra Wecker (2001-05)	26
	Taelor Karr (2009-11)	26
10.	Missy Decker (1993-97)	25

3-POINT FIELD GOAL PCT (MIN. 25 3FGA)

Rk.	Player (Years)	3FG Pct.	3FGM-3FGA
1.	Kristin Rethman (1998-02)	.517	15-29
2.	Missy Decker (1993-97)	.440	11-25
3.	Haley Texada (2011-15)	.406	13-32
4.	Kindred Wesemann (2013-17)	.385	15-39
5.	Laurie Koehn (2001-05)	.375	27-72
6.	Taelor Karr (2009-11)	.346	9-26
7.	Kim Woodlee (1997-01)	.333	11-33
8.	Kimberly Dietz (2004-08)	.323	10-31
9.	Kendra Wecker (2001-05)	.308	8-26
10.	Brittany Chambers (2009-13)	.267	16-60

FREE THROWS MADE (MIN. 15 FTM)

Rk.	Player (Years)	FTM
1.	Ashley Sweat (2006-10)	21
2.	Kayla Goth (2015-present)	20
3.	Nicky Ramage (1996-99)	19
4.	Megan Mahoney (2001-05)	18
	Brittany Chambers (2009-13)	18
6.	Kendra Wecker (2001-05)	17
7.	Shalee Lehnig (2005-09)	16
8.	Nicole Ohlde (2000-04)	15

FREE THROWS ATTEMPTED (MIN. 20 FTA)

Rk.	Player (Years)	FTA
1.	Nicky Ramage (1996-99)	32
2.	Ashley Sweat (2006-10)	30
3.	Megan Mahoney (2001-05)	27
4.	Breanna Lewis (2013-17)	26
5.	Kayla Goth (2015-present)	24
6.	Angie Finkes (1996-00)	23
	Nicole Ohlde (2000-04)	23
	Brittany Chambers (2009-13)	23
9.	Shalee Lehnig (2005-09)	22
	Brit Jacobson (1996-98)	22

FREE THROW PCT. (MIN. 20 FTA)

Rk.	Player (Years)	FT Pct.	FTM-FTA
1.	Kayla Goth (2015-present)	.833	20-24
2.	Brittany Chambers (2009-13)	.783	18-23
3.	Shalee Lehnig (2005-09)	.727	16-22
4.	Ashley Sweat (2006-10)	.700	21-30
5.	Megan Mahoney (2001-05)	.667	18-27
6.	Nicole Ohlde (2000-04)	.652	15-23
7.	Nicky Ramage (1996-99)	.594	19-32
8.	Angie Finkes (1996-00)	.565	13-23
9.	Brit Jacobson (1996-98)	.545	12-22
10.	Breanna Lewis (2013-17)	.538	14-26

REBOUNDS (MIN. 40 REBS)

Rk.	Player (Years)	Rebs	RPG
1.	Kendra Wecker (2001-05)	73	8.1
2.	Brittany Chambers (2009-13)	58	8.3
3.	Nicky Ramage (1996-00)	57	6.3
4.	Breanna Lewis (2013-17)	52	8.7
5.	Nicole Ohlde (2000-04)	45	6.4
	Megan Mahoney (2001-05)	45	5.0
7.	Angie Finkes (1996-00)	42	4.7
8.	Marlies Gipson (2005-09)	40	8.0

ASSISTS (MIN. 20 ASSTS)

Rk.	Player (Years)	Assts	APG
1.	Megan Mahoney (2001-05)	42	4.7
2.	Brit Jacobson (1996-98)	30	5.0
	Shalee Lehnig (2005-09)	30	5.0
4.	Kendra Wecker (2001-05)	25	2.8
	Mariah White (2009-13)	25	3.1
6.	Brittany Chambers (2009-13)	24	3.4
7.	Nicole Ohlde (2001-05)	20	2.9

STEALS (MIN. 10 STLs)

Rk.	Player (Years)	Stls.	SPG
1.	Brit Jacobson (1996-98)	15	2.5
2.	Kendra Wecker (2001-05)	13	1.4
3.	Shalee Lehnig (2005-09)	11	1.8
	Kayla Goth (2015-present)	11	2.2

BLOCKS (MIN. 5 BLKS)

Rk.	Player (Years)	Blks	BPG
1.	Breanna Lewis (2013-17)	15	2.5
2.	Nicole Ohlde (2000-04)	9	1.3
3.	Brie Madden (2001-05)	8	0.9
	Kendra Wecker (2001-05)	8	0.9
5.	Marlies Gipson (2005-09)	6	1.2
6.	JoAnn Hamlin (2006)	5	2.5
	Nicky Ramage (1996-99)	5	0.6
	Shana Wheeler (2004-08)	5	1.0
	Kaylee Page (2015-18)	5	1.0

TEAM GAME
POINTS

1.	vs. Kansas (3/7/14)	84 (L)
2.	vs. Oklahoma (3/4/97)	81 (W)
3.	vs. Texas (3/6/02)	79 (W)
	vs. Missouri (3/10/04)	79 (W)
5.	vs. Baylor (3/12/03)	77 (W)
6.	vs. Texas Tech (3/5/97)	76 (W)
7.	vs. Baylor (3/3/98)	75 (W)

POINTS IN A FIRST QUARTER

1.	vs. Baylor (3/5/17)	18
2.	vs. West Virginia (3/5/16)	17
3.	vs. Kansas (3/2/18)	13

POINTS IN A SECOND QUARTER

1.	vs. Baylor (3/5/17)	20
2.	vs. Iowa State (3/4/17)	18
3.	vs. Baylor (3/3/18)	17
4.	vs. Kansas (3/2/18)	16

POINTS IN A THIRD QUARTER

1.	vs. Iowa State (3/4/17)	29
2.	vs. West Virginia (3/5/16)	17
	vs. Kansas (3/2/18)	17
4.	vs. Baylor (3/5/17)	15

POINTS IN A FOURTH QUARTER

1.	vs. Kansas (3/2/18)	26
2.	vs. Baylor (3/3/18)	21
3.	vs. Iowa State (3/4/17)	20
4.	vs. Baylor (3/5/17)	18
5.	vs. West Virginia (3/5/16)	16

POINTS IN A HALF (MIN. 40 POINTS)

Rk.	Opponent (Date)	Half	Pts
1.	vs. Iowa State (3/4/17)	2nd	49
2.	vs. Missouri (3/10/04)	1st	48
3.	vs. Baylor (3/1/03)	2nd	43
	vs. Baylor (3/9/12)	2nd	43
	vs. Baylor (3/7/15)	2nd	43
	vs. Kansas (3/2/18)	2nd	43
7.	vs. Oklahoma (3/4/97)	2nd	41
	vs. Nebraska (3/9/05)	1st	41
9.	vs. Oklahoma (3/4/97)	1st	40
	vs. Texas Tech (3/5/97)	2nd	40
	vs. Kansas (3/6/97)	2nd	40
	vs. Texas (3/6/02)	1st	40

FIELD GOALS MADE (MIN. 30 FGS MADE)

1.	vs. Missouri (3/10/04)	35
2.	vs. Baylor (3/3/98)	32
3.	vs. Oklahoma (3/4/97)	31
4.	vs. Nebraska (3/9/05)	30
	vs. Kansas (3/7/14)	30

FIELD GOALS ATTEMPTED (MIN. 60 FGS ATTEMPTED)

1.	vs. Baylor (3/8/06)	74
2.	vs. Kansas (3/7/14)	68
3.	vs. Oklahoma (3/11/04)	67
	vs. Baylor (3/9/12)	67
5.	vs. Missouri (3/10/04)	64
6.	vs. Oklahoma (3/4/97)	63
	vs. Baylor (3/5/17)	63
8.	vs. Texas (3/10/05)	60
	vs. Iowa State (3/4/17)	60

FIELD GOAL PCT. (MIN. 55 ATT.)

Rk.	Game (Date)	FG Pct.	FGM-FGA
1.	vs. Baylor (3/3/98)	.571	32-56
2.	vs. Missouri (3/10/04)	.547	35-64
3.	vs. Nebraska (3/9/05)	.517	30-58
4.	vs. Oklahoma (3/4/97)	.492	31-63
5.	vs. Baylor (3/12/03)	.491	28-57
6.	vs. Texas (3/10/05)	.467	28-60
7.	vs. Colorado (3/12/09)	.455	25-55

3-POINT FIELD GOALS MADE (MIN. 10 3PT FGM)

1.	vs. Baylor (3/9/13)	12
2.	vs. Baylor (3/11/11)	11
	vs. Kansas (3/7/14)	11
4.	vs. Texas (3/6/02)	10
	vs. Baylor (3/12/03)	10
	vs. Oklahoma (3/11/04)	10

3-POINT FIELD GOAL ATTEMPTED (MIN. 25 3PT FGA)

1.	vs. Baylor (3/9/13)	36
2.	vs. Texas (3/8/13)	32
3.	vs. Oklahoma (3/11/04)	27
	vs. Baylor (3/8/06)	27
5.	vs. Baylor (3/11/11)	25
	vs. Baylor (3/9/12)	25
	vs. Iowa State (3/4/17)	25
	vs. Baylor (3/3/18)	25

3-POINT FIELD GOAL PCT. (MIN. 15 ATT.)

Rk.	Game (Date)	3FG Pct.	3FGM-3FGA
1.	vs. Missouri (3/10/04)	.563	9-16
2.	vs. Kansas (3/7/14)	.524	11-21
3.	vs. Oklahoma State (3/6/00)	.500	9-18
	vs. Texas (3/6/02)	.500	10-20
5.	vs. Baylor (3/12/03)	.455	10-22
6.	vs. Baylor (3/11/11)	.440	11-25
7.	vs. Oklahoma (3/4/97)	.438	7-16
	vs. Baylor (3/6/01)	.438	7-16
8.	vs. Baylor (3/5/17)	.364	8-22
	vs. Kansas (3/2/18)	.364	8-22
10.	vs. Iowa State (3/4/17)	.320	8-25

FREE THROWS MADE (MIN. 15 FTM)

1.	vs. Kansas (3/6/97)	22
2.	vs. Iowa State (3/4/17)	20
3.	vs. Kansas (3/2/18)	18
4.	vs. Texas Tech (3/13/03)	16
	vs. Baylor (3/7/15)	16
	vs. West Virginia (3/5/16)	16

FREE THROWS ATTEMPTED (MIN. 20 FTA)

1.	vs. Kansas (3/6/97)	27
2.	vs. Baylor (3/5/17)	25
	vs. Kansas (3/2/18)	25
4.	vs. Iowa State (3/4/17)	24
5.	vs. Oklahoma (3/4/97)	22
	vs. Texas (3/6/02)	22
7.	vs. West Virginia (3/5/16)	21
8.	vs. Iowa State (3/6/07)	20

FREE THROW PCT. (MIN. 15 ATT.)

Rk.	Game (Date)	FT Pct.	FTM-FTA
1.	vs. Texas A&M (3/13/09)	.875	14-16
2.	vs. Colorado (3/12/09)	.867	13-15
	vs. Iowa State (3/8/12)	.867	13-15
4.	vs. Texas Tech (3/13/03)	.842	16-19
	vs. Baylor (3/7/15)	.842	16-19
6.	vs. Iowa State (3/4/17)	.833	20-24
7.	vs. Kansas (3/6/97)	.815	22-27
8.	vs. Texas Tech (3/5/97)	.813	13-16
9.	vs. Kansas (3/7/06)	.778	14-18

REBOUNDS (MIN. 40 REBS)

1.	vs. Colorado (3/2/99)	45
	vs. Baylor (3/12/03)	45
	vs. Iowa State (3/4/17)	45
4.	vs. Kansas (3/7/14)	44
5.	vs. Nebraska (3/9/05)	43
6.	vs. Texas (3/6/02)	42
7.	vs. Baylor (3/3/98)	41
	vs. Baylor (3/8/06)	41
9.	vs. Oklahoma (3/4/97)	40

ASSISTS (MIN. 20 ASSTS)

1.	vs. Baylor (3/3/98)	25
	vs. Missouri (3/10/04)	25
3.	vs. Texas (3/6/02)	23
	vs. Baylor (3/12/03)	23
5.	vs. Texas (3/10/05)	21
6.	vs. Oklahoma (3/4/97)	20
	vs. Oklahoma (3/11/04)	20
	vs. Nebraska (3/9/05)	20

STEALS (MIN. 10 STLs)

1.	vs. Oklahoma (3/4/97)	13
2.	vs. Kansas (3/6/15)	12
3.	vs. Missouri (3/10/04)	11
4.	vs. Nebraska (3/9/05)	10

BLOCKS (MIN. 5 BLKS)

1.	vs. Baylor (3/12/03)	10
2.	vs. Kansas (3/7/06)	6
	vs. Kansas (3/6/15)	6
	vs. Kansas (3/2/18)	6
5.	vs. Colorado (3/7/97)	5
	vs. Oklahoma (3/7/02)	5
	vs. Baylor (3/8/06)	5
	vs. Iowa State (3/12/08)	5
	vs. Kansas (3/7/14)	5
	vs. Baylor (3/5/17)	5

BIG 12 REGULAR SEASON CHAMPIONS

2018	Baylor
2017	Baylor
2016	Baylor
2015	Baylor
2014	Baylor/West Virginia
2013	Baylor
2012	Baylor
2011	Baylor
2010	Nebraska
2009	Oklahoma
2008	Kansas State
2007	Texas A&M / OU
2006	Oklahoma
2005	Baylor
2004	K-State / Texas
2003	Texas
2002	Oklahoma
2001	Oklahoma
2000	ISU / OU / TT
1999	Texas Tech
1998	Texas Tech
1997	Kansas

BIG 12 TOURNAMENT CHAMPIONS


2018	Baylor
2017	West Virginia
2016	Baylor
2015	Baylor
2014	Baylor
2013	Baylor
2012	Baylor
2011	Baylor
2010	Texas A&M
2009	Baylor
2008	Texas A&M
2007	Oklahoma
2006	Oklahoma
2005	Baylor
2004	Oklahoma
2003	Texas
2002	Oklahoma
2001	Iowa State
2000	Iowa State
1999	Texas Tech
1998	Texas Tech
1997	Colorado

BIG 12 COACH OF THE YEAR

2018	Kim Mulkey (Baylor)
2017	Karen Aston (Texas)
2016	Jim Littell (Oklahoma State)
2015	Kim Mulkey (Baylor)
2014	Mike Carey (West Virginia)
2013	Kim Mulkey (Baylor)
2012	Kim Mulkey (Baylor)
2011	Kim Mulkey (Baylor)
2010	Connie Yori (Nebraska)
2009	Sherri Coale (Oklahoma)
2008	Deb Patterson (Kansas State)
2007	Gary Blair (Texas A&M)
2006	Sherri Coale (Oklahoma)
2005	Kim Mulkey (Baylor)
2004	Jody Conradt (Texas)
2003	Jody Conradt (Texas)
2002	Deb Patterson (Kansas State)
2001	Sherri Coale (Oklahoma)
2000	Sherri Coale (Oklahoma)
1999	Marsha Sharp (Texas Tech)
1998	Marsha Sharp (Texas Tech)
1997	Marian Washington (Kansas)

BIG 12 PLAYER OF THE YEAR

2018	Kalani Brown (Baylor)
2017	Brooke McCarty (Texas)
2016	Brittney Martin (Oklahoma State)
2015	Nina Davis (Baylor)
2014	Odyssey Sims (Baylor)
2013	Brittney Griner (Baylor)
2012	Brittney Griner (Baylor)
2011	Brittney Griner (Baylor)
2010	Kelsey Griffin (Nebraska)
2009	Courtney Paris (Oklahoma)
2008	Courtney Paris (Oklahoma)
2007	Courtney Paris (Oklahoma)
2006	Sophia Young (Baylor)
2005	Kendra Wecker (Kansas State)
2004	Nicole Ohlde (Kansas State)
2003	Nicole Ohlde (Kansas State)
2002	Stacey Dales (Oklahoma)
2001	Stacey Dales (Oklahoma)
2000	Phylesha Whaley (Oklahoma)
1999	Angie Brazier (Texas Tech)
1998	Alicia Thompson (Texas Tech)
1997	Tamecka Dixon (Kansas)



Nicole Ohlde captured back-to-back Big 12 Player of the Year honors in 2003 and 2004 and also captured Big 12 Freshman of the Year honors in 2001.

BIG 12 SCHOLAR-ATHLETE OF THE YEAR

2018	Shaelyn Martin (K-State)
2017	Kaylee Jensen (Oklahoma State)
2016	Kindred Wesemann (K-State)
2015	Averee Fields (West Virginia)
2014	Jess Harlee (West Virginia)
2013	Brittany Chambers (K-State)

BIG 12 DEFENSIVE PLAYER OF THE YEAR

2018	Lauren Cox (Baylor)
2017	Brianna Taylor (Texas)
2016	Brittney Martin (Oklahoma State) & Imani Boyette (Texas)
2015	Chelsea Prince (TCU)
2014	Odyssey Sims (Baylor)
2013	Brittney Griner (Baylor)
2012	Brittney Griner (Baylor)
2011	Brittney Griner (Baylor)
2010	Brittney Griner (Baylor) & Yvonne Turner (Nebraska)
2009	Danielle Gant (Texas A&M)
2008	Courtney Paris (Oklahoma)
2007	Courtney Paris (Oklahoma)

BIG 12 NEWCOMER OF THE YEAR

2018	Loryn Goodwin (Oklahoma State)
2017	Jessica Washington (Kansas)
2016	Alexis Jones (Baylor)
2015	Peyton Little (Oklahoma)
2014	No award given
2013	Portia Durrett (Oklahoma) & Jackie Patterson (Texas Tech)
2012	Kelsey Bone (Texas A&M)
2011	Destiny Williams (Baylor)
2010	Danielle Adams (Texas A&M)
2009	Tanisha Smith (Texas A&M)
2008	Dominic Seals (Texas Tech)
2007	Bernice Mosby (Baylor)
2006	Whitney Pegram (Oklahoma State)
2005	Jelena Spiric (Nebraska)
2004	Nina Stone (Oklahoma State)
2003	Jamie Carey (Texas)
2002	Keisha Cannon (Nebraska)
2001	Sheila Lambert (Baylor)
2000	Amanda Lassiter (Missouri)
1999	Desiree Francis (Iowa State)
1998	Stacy Frese (Iowa State)
1997	Nicole Palmer (Baylor)

BIG 12 FRESHMAN OF THE YEAR

2018	Shaina Pellington (Oklahoma)
2017	Joyner Holmes (Texas)
2016	Tynice Martin (West Virginia)
2015	Gabbi Ortiz (Oklahoma)
2014	Nina Davis (Baylor)
2013	Imani McGee-Stafford (Texas)
2012	Liz Donohoe (Oklahoma State)
2011	Odyssey Sims (Baylor)
2010	Brittney Griner (Baylor)
2009	Whitney Hand (Oklahoma)
2008	Danielle Robinson (Oklahoma)
2007	Andrea Riley (Oklahoma State)
2006	Courtney Paris (Oklahoma)
2005	Morenike Atunrase (Texas A&M)
2004	Tiffany Jackson (Texas)
2003	Chelsi Welch (Oklahoma) & Erin Grant (Texas Tech)
2002	Heather Schreiber (Texas)
2001	Nicole Ohlde (Kansas State)
2000	Plenette Pierson (Texas Tech)
1999	LaNeishea Caufield (Oklahoma)
1998	Megan Taylor (Iowa State)
1997	Julie Helm (Missouri)

BIG 12 SIXTH MAN AWARD

2018	Amy Okonkwo (TCU)
2017	Lauren Cox (Baylor)
2016	Vionise Pierre-Louis (Oklahoma)
2015	Khadijah Cave (Baylor)
2014	Taylor Palmer (West Virginia)
2013	Destiny Williams (Baylor)
2012	Sharane Campbell (Oklahoma)
2011	Chynna Brown (Texas Tech) & Maryann Baker (Texas A&M)
2010	Bianca Smith (Colorado)
2009	Melissa Jones (Baylor) & Nyeshia Stevenson (Oklahoma)
2008	Morenike Atunrase (Texas A&M)
2007	Danielle Gant (Texas A&M)

LAST TIME BY AN OPPOSING PLAYER

40 POINTS
40 Odyssey Sims, Baylor (1/2/14)
20 REBOUNDS
20 Teviani Scott, Sacramento St. (3/3/94)
15 REBOUNDS
19 Lauren Cox & Kalani Brown, Baylor (1/20/18)
15 FIELD GOALS MADE
15 Morgan Bertsch, UC Davis (3/23/18)
30 FIELD GOALS ATTEMPTED
33 Andrea Riley, Oklahoma St. (1/16/10)
7 THREE-POINT FIELD GOALS MADE
7 Kennedy Kirkpatrick, Northern Iowa (12/21/17)
15 THREE-POINT FIELD GOALS ATTEMPTED
17 Emily Durr, Iowa State (2/11/17)
15 FREE THROWS MADE
17 Hanna Zavecz, Wyoming (3/28/07)
20 FREE THROWS ATTEMPTED
24 Hanna Zavecz, Wyoming (3/28/07)
10 ASSISTS
10 Jackie Kempf, Saint Louis (3/15/18)
10 STEALS
14 Heidi Caruso, Lafayette (12/5/92)
5 BLOCKS
5 Kelsey Lang, Texas (2/4/17)

LAST TIME BY AN OPPONENT

100 POINTS
105 by Ohio State (12/19/93)
40 FIELD GOALS MADE
45 by Louisiana Tech (1/6/90)
90 FIELD GOALS ATTEMPTED
91 by Baylor (3/12/02)
10 THREE-POINT FGS MADE
15 by Iowa State (2/3/18)
35 THREE-POINT FGS ATTEMPTED
35 by Omaha (11/13/17)
30 FREE THROWS MADE
35 by UTEP (11/16/13)
40 FREE THROWS ATTEMPTED
47 by UTEP (11/16/13)
60 REBOUNDS
69 by Baylor (1/20/18)
25 ASSISTS
26 by Baylor (12/28/17)
15 STEALS
16 by Texas (2/10/18)
10 BLOCKS
11 by George Washington (3/18/16)

INDIVIDUAL SINGLE GAME - OPPONENT RECORDS

MOST POINTS
50 by Brittney Griner, Baylor (3/4/13)
MOST FIELD GOALS MADE
22 by Karen Jennings, Nebraska (1/21/92)
MOST FIELD GOALS ATTEMPTED
35 by Lynette Woodard, Kansas (1/28/78)
MOST 3-POINT FIELD GOALS MADE
9 by Morgan Eye, Missouri (3/22/15)
MOST 3-POINT FGS ATTEMPTED
18 (twice), last: 18 by Morgan Eye, Missouri (3/22/15)
MOST FREE THROWS MADE
17 (twice), last: 17 by Hanna Zavecz, Wyoming (3/28/07)
MOST FREE THROWS ATTEMPTED
24 by Hanna Zavecz, Wyoming (3/28/07)
MOST REBOUNDS
33 by Lynette Woodard, Kansas (1/28/78)

TEAM SINGLE GAME - OPPONENT RECORDS

MOST POINTS
123 by UCLA (1/20/78)
MOST POINTS (CONFERENCE GAME)
106 by Colorado (12/6/79)
FEWEST POINTS
15 by Washburn (2/1/72)
FEWEST POINTS (CONFERENCE GAME)
27 by Oklahoma (2/12/76)
FEWEST POINTS SCORED (BOTH TEAMS)
70, Kansas State 37, Missouri 33 (2/10/10)*
MOST FIELD GOALS MADE
58 by UCLA (1/20/78)
MOST FIELD GOALS ATTEMPTED
101 by UCLA (1/20/78)
FEWEST FIELD GOALS
5 vs. Mississippi Valley State (12/1/06)
FEWEST FGS ATTEMPTED
37 by Sacramento State (1/12/95)
HIGHEST FIELD GOAL PERCENTAGE
.698 (37-53) by Baylor (3/4/13)
MOST 3-POINT FGS MADE
16 by Missouri (3/22/15)
MOST 3-POINT FGS ATTEMPTED
37 (twice): Stanford (11/30/02) & Missouri (3/22/15)
MOST FREE THROWS MADE
38 by Ohio State (12/19/93)
FEWEST FREE THROWS
0, five times, latest UMKC (11/27/90)
MOST FREE THROWS ATTEMPTED
52 by Wyoming (3/28/07)
FEWEST FREE THROWS ATTEMPTED
2 by Missouri State (1/23/76)
MOST REBOUNDS
73 by Kansas (2/26/79)
FEWEST REBOUNDS
17 by Simpson College (1/5/77)

K-STATE SERIES HISTORY vs. 2018-19 OPPONENTS

Omaha	K-State leads 4-0
H: 2-0 A: 1-0 N: 1-0	Last: W, 81-60, 11/13/17, (H)
North Texas	K-State leads 2-0
H: 1-0 A: 1-0 N: 0-0	Last: W, 55-54, 11/19/17, (A)
UMKC	K-State leads 8-3
H: 6-0 A: 2-3 N: 0-0	Last: W, 65-36, 11/18/14 (H)
Syracuse	First Meeting
H: 0-0 A: 0-0 N: 0-0	Last: n/a
South Carolina	Series Tied 2-2
H: 0-1 A: 0-1 N: 2-0	Last: L, 73-47, 3/20/16 (A)
Princeton	K-State leads 3-0
H: 1-0 A: 0-0 N: 2-0	Last: W, 60-42, 12/18/16 (H)
Vanderbilt	Vanderbilt leads 2-0
H: 0-0 A: 0-0 N: 0-2	Last: L, 74-61, 3/23/09 (N)
Lamar	K-State leads 4-0
H: 2-0 A: 0-0 N: 2-0	Last: W, 68-43, 11/20/16 (H)
Little Rock	K-State leads 2-1
H: 1-1 A: 0-0 N: 1-0	Last: W, 66-51, 12/16/17 (H)
Arizona State	Arizona State leads 2-1
H: 0-0 A: 0-1 N: 1-1	Last: W, 59-50, 11/28/03 (N)
Central Arkansas	K-State leads 1-0
H: 1-0 A: 0-0 N: 0-0	Last: W, 81-38, 1/3/09 (H)
Northern Iowa	UNI leads 2-1
H: 1-1 A: 0-1 N: 0-0	Last: L, 72-71, 12/21/17 (H)
Baylor	Baylor leads 34-9
H: 4-10 A: 1-14 N: 4-10	Last: L, 83-54, 3/3/18 (N)
Oklahoma State	K-State leads 36-33
H: 20-9 A: 12-18 N: 4-6	Last: W, 80-64, 1/13/18 (H)
West Virginia	West Virginia leads 10-3
H: 2-4 A: 1-5 N: 0-1	Last: L, 75-66, 2/20/18 (H)
Texas	Texas leads 22-14
H: 8-8 A: 3-13 N: 3-1	Last: L, 76-54, 2/10/18 (A)
Iowa State	K-State leads 52-39
H: 26-15 A: 18-22 N: 7-2	Last: L, 80-45, 2/3/18 (H)
Oklahoma	Oklahoma leads 39-26
H: 15-15 A: 8-21 N: 3-3	Last: L, 68-49, 1/31/18 (A)
TCU	TCU leads 7-6
H: 4-2 A: 2-4 N: 0-1	Last: L, 87-70, 2/17/18, (A)
Kansas	K-State leads 73-46
H: 34-15 A: 31-25 N: 8-6	Last: W, 72-63, 3/2/18 (N)
Texas Tech	K-State leads 21-13
H: 9-5 A: 10-6 N: 2-2	Last: W, 86-63, 2/26/18 (A)

* - Big 12 record

GAME 1

OMAHA
Monday, Nov. 12 | 5:30 p.m. | K-StateHD.TV/Facebook Live
Bramlage Coliseum | Manhattan, Kan.



Brittany Lange
Head Coach



Claire Killian
So., Guard



GENERAL INFORMATION

Location: Omaha, Neb.
Enrollment: 15,627
Nickname: Mavericks
Colors: Crimson and Black
Conference: Summit League
Home Arena: Baxter Arena
Capacity: 7,500
Chancellor: Dr. John Christensen
Director of Athletics: Trev Alberts
Ticket Office Phone: 402-554-4142
Website: www.omavs.com
Twitter: @OMAVS

TEAM INFORMATION

Head Coach: Brittany Lange
Alma Mater: Iowa State '10
School Record (Yrs): 65-80 (5 Years)
Career Record (Yrs): Same
Assistant Coaches: Rodney Rogan, Josh Keister, Janet Butler
Office Phone: 402-554-3269
2017-18 Record: 12-16
2017-18 Conference (Finish): 3-11 (6th)
2018 Postseason Results: n/a
Letterwinners R/L: 6/6
Starters R/L: 1/4
Newcomers: 8

PLAYER INFORMATION

Starters Returning	Yr.	Pos.	Statistics
Claire Killian	So.	G	8.4 ppg, 2.9 rpg

Others Returning	Yr.	Pos.	Statistics
Jay Bridgeman	Jr.	F	6.7 ppg, 4.1 rpg
Kalen Phillips	Sr.	G	3.6 ppg, 2.6 rpg

SPORTS INFORMATION

SID Contact: Shad Beam
Office Phone: 402-554-2140
E-Mail: sbeam@omavs.com

SERIES INFORMATION

Series Record: K-State leads series, 4-0
Last Meeting: K-State won 81-60 (11/13/17) in Manhattan
Current Streak: K-State won four
Mittie vs. Omaha: 4-1

K-STATE SEASON OPENERS

Overall Record: 41-9
Home: 32-5 overall (25-4 in Bramlage Coliseum)
Road: 4-3 **Neutral:** 5-1 **Current Streak:** Won 8 straight
Last Loss: 11/14/09, Indiana State (77-73)
Last Loss in Home Season Opener: 11/14/09, Indiana State
Jeff Mittie in Season Opener: 20-6 (4-0 at K-State)

11/10/17 at K-State 74, Stephen F. Austin 49
11/11/16 at K-State 83, Chicago State 33
11/13/15 K-State 75, at Tulsa 67
11/14/14 at K-State 81, SIUE 55
11/8/13 at K-State 85, Tennessee State 53
11/9/12 at K-State 62, Idaho State 54
11/12/11 at K-State 54, Dartmouth 20
11/12/10 at K-State 67, Grambling State 44
11/14/09 Indiana State 77, at K-State 73
11/14/08 K-State 65, at UTEP 44
11/10/07 at K-State 88, Washington 61
11/10/06 at K-State 72, Green Bay 67
11/20/05 at K-State 91, Detroit 55
11/19/04 at K-State 84, Wyoming 42
11/16/03 at Purdue 79, K-State 69
11/15/02 at K-State 71, Ball State 61
11/16/01 K-State 74, at Georgia Tech 70
11/17/00 at K-State 62, UMKC 49
11/19/99 at K-State 59, Drake 57
11/16/98 Ohio State 63, at K-State 62
11/21/97 at K-State 66, Illinois State 55
11/22/96 at K-State 68, Memphis 60
11/24/95 at K-State 60, Bradley 51
11/25/94 at K-State 67, Eastern Illinois 49
11/27/93 at K-State 69, Detroit 56
12/1/92 at K-State 70, Missouri-Rolla 59
11/25/91 at Illinois-Chicago 68, K-State 64 (ot)
11/23/90 at K-State 103, Alabama State 57
11/24/89 Maryland 74, at K-State 66
11/25/88 at K-State 70, Colorado 56
11/27/87 Arkansas-Little Rock 62, at K-State 59
11/28/86 at K-State 84, Western Illinois 46
11/22/85 at K-State 70, North Dakota State 59
11/23/84 at K-State 92, Grambling State 70
11/25/83 at K-State 99, North Texas 44
11/26/82 at K-State 86, Arkansas 79
11/23/81 at K-State 103, Pacific Christian 36
11/22/80 at K-State 109, Tulsa 78
11/23/79 K-State 78, Cal Poly Pomona 75
11/24/78 K-State 101, BYU 96
11/24/77 K-State 73, Houston 69
11/25/76 K-State 61, Texas A&M 53
11/28/75 K-State 78, Claremore 46
11/23/74 Wayland Baptist 97, K-State 57
11/22/73 at K-State 31, Altus 22
12/2/72 NW Mississippi State 41, at K-State 35
1/14/72 K-State 59, at Washburn 26
12/11/70 at Seminole 75, K-State 58
1/10/70 at K-State 56, Fort Hays State 26
Unknown at K-State 38, Bethel 25

GAME 2

NORTH TEXAS
Friday, November 16 | 7 p.m. | ESPN3
Bramlage Coliseum | Manhattan, Kan.



Jalie Mitchell
Head Coach



Terriell Bradley
R-Jr., Guard



GENERAL INFORMATION

Location: Denton, Texas
Enrollment: 38,121
Nickname: Mean Green
Colors: Green and White
Conference: Conference USA
Home Arena: The Super Pit
Capacity: 10,500
President: Dr. Neal Smatresk
Director of Athletics: Wren Baker
Ticket Office Phone: 940-565-2527
Website: www.meangreensports.com
Twitter: @MeanGreenSports

TEAM INFORMATION

Head Coach: Jalie Mitchell
Alma Mater: North Texas '02
School Record (Yrs): 40-52 (3 Years)
Career Record (Yrs): Same
Associate Head Coach: Bobby Brasel
Assistant Coaches: Carlos Knox, Kasondra Foreman
Office Phone: 940-565-3654
2017-18 Record: 17-14
2017-18 Conference (Finish): 6-10 (t10th)
2018 Postseason Results: n/a
Letterwinners R/L: 7/3
Starters R/L: 5/1
Newcomers: 3

PLAYER INFORMATION

Starters Returning	Yr.	Pos.	Statistics
Terriell Bradley	R-Sr.	G	18.6 ppg, 5.5 rpg
Micayla Buckner	R-Sr.	P	7.1 ppg, 5.4 rpg
Trena Mims	So.	G	5.6 ppg, 2.1 apg
Grace Goodhart	Sr.	G	5.5 ppg, 1.5 apg
Brittany Smith	Sr.	G	5.7 ppg, 2.4 rpg

Others Returning	Yr.	Pos.	Statistics
Deja Terrell	So.	F	3.7 ppg, 3.1 rpg

SPORTS INFORMATION

SID Contact: Becca Walters
Office Phone: 940-369-8548
E-Mail: Becca.Walters@unt.edu

SERIES INFORMATION

Series Record: K-State leads 2-0
Last Meeting: K-State won 55-54 on Nov. 19, 2017 in Denton
Current Streak: K-State won two
Mittie vs. North Texas: 2-1

2018-19 SCHEDULE

N 12	Texas
N 16	at Kansas State
N 23	vs. Wyoming
N 24	vs. North Dakota State
N 28	at SMU
D 1	Missouri State
D 5	Houston Baptist
D 8	Utah State
D 16	Xavier University - La.
D 21	Cal State Bakersfield
D 29	Okla. Panhandle State
J 3	at Louisiana Tech
J 5	at Southern Miss
J 10	UTEP
J 12	UTSA
J 19	at Rice
J 24	at UAB
J 26	at Middle Tennessee State
J 31	Old Dominion
F 2	Charlotte
F 7	at Marshall
F 9	at Western Kentucky
F 14	Florida Atlantic
F 16	FIU
F 23	Rice
M 2	Western Kentucky
M 7	at UTEP

GAME 3

UMKC

Sunday, November 18 | 1 p.m. | ESPN3
Bramlage Coliseum | Manhattan, Kan.



Jacie Hoyt
Head Coach



Kristen Moore
R-Sr., Forward



GENERAL INFORMATION

Location: Kansas City, Mo.
Enrollment: 14,818
Nickname: Kangaroos
Colors: Blue and Gold
Conference: WAC
Home Arena: Swinney Recreation Center
Capacity: 1,500
Interim Chancellor: Barb Bichelmeyer
Director of Athletics: Carla Wilson
Ticket Office Phone: 844-865-2326
Website: www.umckkangaroos.com
Twitter: @UMKCWBB

TEAM INFORMATION

Head Coach: Jacie Hoyt
Alma Mater: Wichita State
School Record (Yrs): 11-19 (1 Year)
Career Record (Yrs): Same
Associate Head Coach: Robyne Bostick
Assistant Coaches: Kindred Wesemann and Patrick Harrison
Office Phone: 816-235-6065
2017-18 Record: 11-19
2017-18 Conference (Finish): 7-7 (5th)
2018 Postseason Results: n/a
Letterwinners R/L: 2/10
Starters R/L: 1/4
Newcomers: 10

PLAYER INFORMATION

Starters Returning	Yr.	Pos.	Statistics
Kristen Moore	R-Sr.	F	14.0 ppg, 6.0 rpg

Others Returning	Yr.	Pos.	Statistics
Taylor Larson	So.	G	3.0 ppg, 2.0 rpg

SPORTS INFORMATION

SID Contact: Nikolaus Busch
Office Phone: 816-529-7694
E-Mail: buschns@umkc.edu

SERIES INFORMATION

Series Record: K-State leads, 8-3
Last Meeting: K-State won 65-36 on Nov. 18, 2014
Current Streak: K-State won six
Mittie vs. UMKC: 3-0



2018 CANCUN CHALLENGE

GAME 4

SYRACUSE

Thursday, November 22 | 1:30 p.m.
Hard Rock Hotel Riviera Maya | Cancun, Mexico



Quentin Hillsman
Head Coach



Tiana Mangakahia
Jr., Guard



GENERAL INFORMATION

Location: Syracuse, N.Y.
Enrollment: 14,847
Nickname: Orange
Colors: Orange and White
Conference: ACC
Home Arena: Carrier Dome
Capacity: 35,121
Chancellor: Kent D. Syverud
Director of Athletics: John Wildhack
Ticket Office Phone: 888-DMETIX
Website: www.cuse.com
Twitter: @SyracuseWBB

TEAM INFORMATION

Head Coach: Quentin Hillsman
Alma Mater: St. Mary's (Md.) '93
School Record (Yrs): 263-136 (12 Years)
Career Record (Yrs): Same
Associate Head Coach: Vonn Reed
Assistant Coaches: Adeniyi Amadou and Tammi Reiss
Office Phone: 315-443-3761
2017-18 Record: 22-9
2017-18 Conference (Finish): 10-6 (t6th)
2018 Postseason Results:
Lost to Oklahoma State, 84-57, in NCAA Tournament First Round
Letterwinners R/L: 13/5
Starters R/L: 5/0
Newcomers: 3

PLAYER INFORMATION

Starters Returning	Yr.	Pos.	Statistics
Tiana Mangakahia	Jr.	G	17.5 ppg, 9.8 apg
Miranda Drummond	R-Sr.	F	14.9 ppg, 6.5 rpg
Gabrielle Cooper	Jr.	G	10.4 ppg, 5.5 rpg
Digna Strautmane	So.	F	10.1 ppg, 6.1 rpg
Amaya Finklea-Guity	So.	C	6.7 ppg, 5.4 rpg

Others Returning	Yr.	Pos.	Statistics
Isis Young	R-Sr.	G	6.7 ppg, 1.4 rpg

SPORTS INFORMATION

SID Contact: Olivia Coiro
Office Phone: 315-443-2608
E-Mail: oacoiro@syr.edu

SERIES INFORMATION

Series Record: First meeting
Last Meeting: -
Current Streak: -
Mittie vs. Syracuse: 1-0



2018 CANCUN CHALLENGE

GAME 5

DEPAUL

Friday, November 23 | 11 a.m.
Hard Rock Hotel Riviera Maya | Cancun, Mexico



Doug Bruno
Head Coach



Mart'e Grays
Sr., Forward



GENERAL INFORMATION

Location: Chicago, Ill.
Enrollment: 22,769
Nickname: Blue Demons
Colors: Royal Blue and Scarlet
Conference: Big East
Home Arena: McGrath-Phillips Arena
Capacity: 3,000
President: Dr. Gabriel Esteban
Director of Athletics:
Jean Lenti Ponsetto
Ticket Office Phone: 773-325-SLAM
Website: www.depaulbluedemons.com
Twitter: @DePaulWBBHoops

TEAM INFORMATION

Head Coach: Doug Bruno
Alma Mater: DePaul '73
School Record (Yrs):
668-334 (32 Years)
Career Record (Yrs):
708-364 (35 Years)
Associate Head Coach: Jill Pizzotti
Assistant Coaches: Lisa Ryckbosch and Candis Blankson
Office Phone: 773-325-7507
2017-18 Record: 27-8
2017-18 Conference (Finish): 15-3 (t1st)
2018 Postseason Results:
Lost at Texas A&M, 80-79, in NCAA Tournament Second Round
Letterwinners R/L: 8/4
Starters R/L: 4/1
Newcomers: 5

PLAYER INFORMATION

Starters Returning	Yr.	Pos.	Statistics
Mart'e Grays	Sr.	F	14.4 ppg, 4.7 rpg
Ashton Millender	Sr.	G	13.6 ppg, 3.2 rpg
Chante Stonewall	Jr.	F	10.7 ppg, 5.5 rpg
Kelly Campbell	Jr.	G	10.6 ppg, 8.6 rpg

Others Returning	Yr.	Pos.	Statistics
Tanita Allen	Sr.	G	9.3 ppg, 4.6 rpg

SPORTS INFORMATION

SID Contact: Bob Sakamoto
Office Phone: 773-325-7525
E-Mail: rsakamot@depaul.edu

SERIES INFORMATION

Series Record: DePaul leads series, 1-0
Last Meeting: DePaul won 75-68 on Nov. 29, 1997
Current Streak: DePaul won one
Mittie vs. DePaul: 4-2



**2018
CANCUN CHALLENGE**

**GAME
6**

PRINCETON

Saturday, November 24 | 11 a.m.
Hard Rock Hotel Riviera Maya | Cancun, Mexico



Courtney Banghart
Head Coach



Bella Alarie
Jr., Forward



GENERAL INFORMATION

Location: Princeton, N.J.
Enrollment: 8,105
Nickname: Tigers
Colors: Orange and Black
Conference: Ivy League
Home Arena: Jadwin Gym
Capacity: 6,854
President: Christopher L. Eisgruber
Dir. of Athletics: Mollie Marcoux Samaan
Ticket Office Phone: 609-258-4849
Website: www.goprincetontigers.com
Twitter: @PUTigers

TEAM INFORMATION

Head Coach: Courtney Banghart
Alma Mater: Dartmouth '00 & '07
School Record (Yrs):
232-126 (11 Years)
Career Record (Yrs): Same
Assistant Coaches: Carrie Moore, Addie Micir, Cinnamon Lister
Office Phone: 609-258-3106
2017-18 Record: 24-6
2017-18 Conference (Finish): 12-2 (1st)
2018 Postseason Results:
Lost to Maryland, 77-57, in the NCAA First Round
Letterwinners R/L: 8/5
Starters R/L: 4/1
Newcomers: 6

PLAYER INFORMATION

Starters Returning	Yr.	Pos.	Statistics
Bella Alarie	Jr.	F	13.3 ppg, 9.4 rpg
Carlie Littlefield	So.	G	8.3 ppg, 3.3 rpg
Sydney Jordan	Sr.	F	5.0 ppg, 2.7 rpg
Qalea Ismail	Sr.	G	4.0 ppg, 1.4 rpg

Others Returning	Yr.	Pos.	Statistics
Abby Meyers	So.	G	9.4 ppg, 3.0 rpg

SPORTS INFORMATION

SID Contact: Warren Croxton
Office Phone: 609-258-2630
E-Mail: wcroxton@princeton.edu

SERIES INFORMATION

Series Record: K-State leads, 3-0
Last Meeting: K-State won 60-42 on Dec. 18, 2016
Current Streak: K-State won three
Mittie vs. Princeton: 1-0

K-STATE IN CANCUN, MEXICO

Overall Record: 0-6
Current Streak: Lost 6
Jeff Mittie in Cancun: 1-1 (0-0 at K-State)

11/25/11	(15) Purdue 46, K-State 42 (ot)
11/24/11	Hofstra 64, K-State 54
11/22/07	(18) Michigan State 68, K-State 65
11/21/07	Tulane 60, K-State 57
11/27/99	(7) North Carolina State 73, K-State 72
11/26/99	Alabama 63, K-State 60

Top 3 Points in Cancun

1.	Jalana Childs, vs. Purdue (11/25/11)	23
2.	Jalana Childs, vs. Hofstra (11/24/11)	20
3.	Angie Finkes, vs. Alabama (11/26/99)	19

Top 3 Rebounds in Cancun

1.	Marlies Gipson, vs. Michigan State (11/22/07)	13
2.	Brittany Chambers, vs. Purdue (11/25/11)	11
	Jalana Childs, vs. Hofstra (11/24/11)	11

Top 3 Assists in Cancun

1.	Mariah White, vs. Hofstra (11/24/11)	8
	Shalee Lehning, vs. Michigan State (11/22/07)	8
3.	Shalee Lehning, vs. Tulane (11/21/07)	5
	Kristin Rethman, vs. North Carolina State (11/27/99)	5

K-STATE IN MEXICO

Overall Record: 1-6
Current Streak: Won one
Last Win: 11/25/14, vs. UTEP
Last Loss: 11/25/11, vs. Purdue
Jeff Mittie in Mexico: 4-4 (1-0 at K-State)

11/27/14	vs. LSU (cancelled) - Puerto Vallarta
11/26/14	vs. Santa Clara (cancelled) - Puerto Vallarta
11/25/14	K-State 72, UTEP 43 - Puerto Vallarta
11/25/11	(15) Purdue 46, K-State 42 (ot) - Cancun
11/24/11	Hofstra 64, K-State 54 - Cancun
11/22/07	(18) Michigan State 68, K-State 65 - Cancun
11/21/07	Tulane 60, K-State 57 - Cancun
11/27/99	(7) North Carolina State 73, K-State 72 - Cancun
11/26/99	Alabama 63, K-State 60 - Cancun

Top 3 Points in Mexico

1.	Jalana Childs, vs. Purdue (11/25/11)	23
2.	Jalana Childs, vs. Hofstra (11/24/11)	20
3.	Kari Kincaid, vs. Michigan State (11/22/07)	18

Top 3 Rebounds in Mexico

1.	Ashia Woods, vs. UTEP (11/25/14)	13
	Marlies Gipson, vs. Michigan State (11/22/07)	13
3.	Brittany Chambers, vs. Purdue (11/25/11)	11
	Jalana Childs, vs. Hofstra (11/24/11)	11

Top 3 Assists in Cancun

1.	Mariah White, vs. Hofstra (11/24/11)	8
	Shalee Lehning, vs. Michigan State (11/22/07)	8
3.	Shalee Lehning, vs. Tulane (11/21/07)	5
	Kristin Rethman, vs. North Carolina State (11/27/99)	5



**2018
SEC/BIG 12 CHALLENGE**

**GAME
7**

VANDERBILT

Sunday, December 2 | 1 p.m. | ESPN3
Bramlage Coliseum | Manhattan, Kan.



Stephanie White
Head Coach



Chelsie Hall
So., Guard



GENERAL INFORMATION

Location: Nashville, Tenn.
Enrollment: 6,871
Nickname: Commodores
Colors: Gold and Black
Conference: SEC
Home Arena: Memorial Gymnasium
Capacity: 14,316
Chancellor: Nicholas S. Zeppos
Director of Athletics: David Williams II
Ticket Office Phone: 877-44-VANDY
Website: www.vucommodores.com
Twitter: @VandyWBB

TEAM INFORMATION

Head Coach: Stephanie White
Alma Mater: Purdue '99
School Record (Yrs): 21-40 (2 Years)
Career Record (Yrs): Same
Associate Head Coach: Carolyn Peck
Associate Head Coach: Shereka Wright
Assistant Coaches: Kelly Komara
Office Phone: 615-343-8482
2017-18 Record: 7-24
2017-18 Conference (Finish): 3-13 (t11th)
2018 Postseason Results: n/a
Letterwinners R/L: 6/7
Starters R/L: 3/2
Newcomers: 3

PLAYER INFORMATION

Starters Returning	Yr.	Pos.	Statistics
Chelsie Hall	So.	G	11.9 ppg, 3.5 rpg
Cierra Walker	Jr.	G	8.7 ppg, 2.6 rpg
Autumn Newby	So.	F	5.2 ppg, 6.6 rpg

Others Returning	Yr.	Pos.	Statistics
Kaleigh Clemons-Green	Jr.	G	3.3 ppg, 2.2 rpg

SPORTS INFORMATION

SID Contact: TBD
Office Phone: 615-322-4121
E-Mail: TBD

SERIES INFORMATION

Series Record: Vanderbilt leads, 2-0
Last Meeting: Vanderbilt won 74-61 on 3/23/09 in Albuquerque, N.M.
Current Streak: Vanderbilt won two
Mittie vs. Vanderbilt: 1-0

2018-19 SCHEDULE

N 6	North Alabama
N 9	at Middle Tennessee State
N 12	Austin Peay
N 15	at North Carolina State
N 17	vs. Connecticut
N 21	Tennessee State
N 25	Presbyterian
D 2	at Kansas State
D 6	at Ball State
D 15	Central Michigan
D 20	vs. Miami
D 21	vs. Creighton
D 28	Samford
J 3	at Kentucky
J 6	Georgia
J 10	Texas A&M
J 13	at Arkansas
J 17	Auburn
J 24	Mississippi
J 28	at South Carolina
J 31	at Texas A&M
F 3	Tennessee
F 10	at Missouri
F 14	at Mississippi
F 17	LSU
F 21	Alabama
F 24	at Mississippi State
F 28	at Tennessee
M 3	Florida

GAME 8

LAMAR
Wednesday, December 5 | 7 p.m. | FCSC & K-StateHD.TV
Bramlage Coliseum | Manhattan, Kan.



Robin Harmony
Head Coach



Chastadie Barrs
Sr., Guard



GENERAL INFORMATION

Location: Beaumont, Texas
Enrollment: 14,516
Nickname: Cardinals
Colors: Red and White
Conference: Southland
Home Arena: Montagne Center
Capacity: 10,080
President: Dr. Kenneth Evans
Director of Athletics: Marco Born
Ticket Office Phone: 409-880-1715
Website: www.lamarcardinals.com
Twitter: @LamarAthletics

TEAM INFORMATION

Head Coach: Robin Harmony
Alma Mater: Miami '84
School Record (Yrs): 91-61 (5 Years)
Career Record (Yrs): 222-109 (11 years)
Associate Head Coach: Randy Schneider
Assistant Coaches: Cameron Miles and Empress Davenport
Office Phone: 409-880-2238
2017-18 Record: 22-8
2017-18 Conference (Finish): 17-1 (1st)
2018 Postseason Results: Lost at TCU, 80-68, WNIT First Round
Letterwinners R/L: 10/4
Starters R/L: 3/2
Newcomers: 4

PLAYER INFORMATION

Starters Returning	Yr.	Pos.	Statistics
Chastadie Barrs	Sr.	G	12.1 ppg, 6.6 apg
Moe Kinard	Sr.	G	16.0 ppg, 5.1 rpg
Jadyn Pimentel	So.	G	8.0 ppg, 2.7 rpg
Others Returning			
Kyla Green	Jr.	F	5.6 ppg, 3.9 rpg
Ashlan Miles	Jr.	G	3.7 ppg, 1.8 rpg

SPORTS INFORMATION

SID Contact: Cooper Welch
Office Phone: 409-880-7845
E-Mail: awelch2@lamar.edu

SERIES INFORMATION

Series Record: K-State leads 4-0
Last Meeting: K-State won 68-43 on Nov. 20, 2016
Current Streak: K-State won four
Mittie vs. Lamar: 9-0

GAME 9

LITTLE ROCK
Saturday, December 8 | 3 p.m.
Jack Stephens Center | Little Rock, Ark.



Joe Foley
Head Coach



Ronjanae DeGray
Sr., Forward



GENERAL INFORMATION

Location: Little Rock, Ark.
Enrollment: 10,525
Nickname: Trojans
Colors: Maroon & Silver
Conference: Sun Belt
Home Arena: Jack Stephens Center
Capacity: 5,600
Chancellor: Andrew Rogerson
Director of Athletics: Chasse Conque
Website: www.lrtrojans.com
Twitter: @LittleRockWBB

TEAM INFORMATION

Head Coach: Joe Foley
Alma Mater: Central Arkansas '79
School Record (Yrs): 312-163 (15 Years)
Career Record (Yrs): 768-244 (31 Years)
Associate Head Coach: Robert Dallimore
Assistant Coaches: Alicia Cash and Steve Wiedower
Office Phone: 501-569-3464
2017-18 Record: 23-10
2017-18 Conference (Finish): 17-1 (1st)
2018 Postseason Results: Lost at Florida State, 91-49, in NCAA First Round
Letterwinners R/L: 8/3
Starters R/L: 4/2
Newcomers: 4

PLAYER INFORMATION

Starters Returning	Yr.	Pos.	Statistics
Ronjanae DeGray	Sr.	F	13.8 ppg, 5.6 rpg
Tori Lasker	So.	G	8.1 ppg, 2.5 rpg
Raeyana DeGray	Sr.	F	6.4 ppg, 4.5 rpg
Terrian Moore	So.	G	3.7 ppg, 3.1 rpg
Others Returning			
Kyra Collier	Jr.	G	5.5 ppg, 3.5 rpg

SPORTS INFORMATION

SID Contact: TBD
Office Phone: 501-569-3403
E-Mail: TBD

SERIES INFORMATION

Series Record: K-State leads, 2-1
Last Meeting: K-State won 66-51 on Dec. 16, 2017
Current Streak: K-State won two
Mittie vs. Little Rock: 1-0

GAME 10

ARIZONA STATE
Sunday, December 16 | 4 p.m.
Mitchell Hall Gymnasium | LaCrosse, Wis.



Charli Turner Thorne
Head Coach



Kianna Ibis
Sr., Forward



GENERAL INFORMATION

Location: Tempe, Ariz.
Enrollment: 103,410
Nickname: Sun Devils
Colors: Maroon and Old Gold
Conference: Pac 12
Home Arena: Wells Fargo Arena
Capacity: 14,198
President: Michael M. Crow
Director of Athletics: Ray Anderson
Website: www.thesundevils.com
Twitter: @SunDevilWBB

TEAM INFORMATION

Head Coach: Charli Turner Thorne
Alma Mater: Stanford '88
School Record (Yrs): 422-246 (21 Years)
Career Record (Yrs): 462-286 (24 Years)
Associate Head Coach: Jackie Moore
Assistant Coaches: Angie Nelp and Briann January
Office Phone: 480-965-6387
2017-18 Record: 22-13
2017-18 Conference (Finish): 10-8 (6th)
2018 Postseason Results: Lost at Texas, 85-65, in NCAA Second Round
Letterwinners R/L: 10/0
Starters R/L: 5/0
Newcomers: 4

PLAYER INFORMATION

Starters Returning	Yr.	Pos.	Statistics
Kianna Ibis	Sr.	F	12.9 ppg, 5.1 rpg
Robbi Ryan	Jr.	G	10.2 ppg, 3.7 rpg
Courtney Ekmark	R-Sr.	G/F	9.7 ppg, 4.5 rpg
Reili Richardson	Jr.	G	5.7 ppg, 4.7 apg
Charnea Johnson-Chapman	Sr.	C	6.7 ppg, 6.5 rpg
Others Returning			
Jamie Ruden	Jr.	F	8.6 ppg, 2.3 rpg

SPORTS INFORMATION

SID Contact: Steve Rodriguez
Office Phone: 480-254-2489
E-Mail: steve.rodriguez@asu.edu

SERIES INFORMATION

Series Record: Arizona State leads, 2-1
Last Meeting: K-State won 59-50 on 11/28/03 in Freeport, Bahamas
Current Streak: K-State won one
Mittie vs. Arizona State: First meeting

**GAME
11**

CENTRAL ARKANSAS

Thursday, December 20 | 7 p.m. | ESPN3
Bramlage Coliseum | Manhattan, Kan.



Sandra Rushing
Head Coach



Kamry Orr
Sr., Guard



GENERAL INFORMATION

Location: Conway, Ark.
Enrollment: 11,177
Nickname: Sugar Bears
Colors: Purple and White
Conference: Southland
Home Arena: Farris Center
Capacity: 5,500
President: Dr. Houston D. Davis
Director of Athletics: Dr. Brad Teague
Website: www.ucasports.com
Twitter: @UCAWBB

TEAM INFORMATION

Head Coach: Sandra Rushing
Alma Mater: Alabama '86
School Record (Yrs): 129-60 (6 Years)
Career Record (Yrs): 383-118 (17 Years)
Associate Head Coach: Greg Long
Assistant Coaches: Jason Conner and Heather Carner
Office Phone: 501-428-7286
2017-18 Record: 25-9
2017-18 Conference (Finish): 14-4 (3rd)
2018 Postseason Results: Lost vs. Yale, 54-50, in WBI Final
Letterwinners R/L: 8/4
Starters R/L: 2/3
Newcomers: 6

PLAYER INFORMATION

Starters Returning	Yr.	Pos.	Statistics
Kamry Orr	Sr.	G	12.5 ppg, 4.0 rpg
Taylor Sells	Jr.	G	5.2 ppg, 4.4 rpg
Others Returning	Yr.	Pos.	Statistics
Hannah Langhi	So.	C	2.7 ppg, 2.4 rpg

SPORTS INFORMATION

SID Contact: Josh Goff
Office Phone: 501-450-5695
E-Mail: jgoff@uca.edu

SERIES INFORMATION

Series Record: K-State leads 1-0
Last Meeting: K-State won 81-38 on 1/3/09 in Manhattan
Current Streak: K-State won one
Mittie vs. Central Arkansas: First meeting

**GAME
12**

NORTHERN IOWA

Saturday, December 29 | 1 p.m. | ESPN3
Bramlage Coliseum | Manhattan, Kan.



Tanya Warren
Head Coach



Megan Maahs
Jr., Forward



GENERAL INFORMATION

Location: Cedar Falls, Iowa
Enrollment: 11,212
Nickname: Panthers
Colors: Purple and Old Gold
Conference: Missouri Valley
Home Arena: McLeod Center
Capacity: 6,650
Interim President: Dr. Jim Wohlport
Director of Athletics: David Harris
Website: www.unipanthers.com
Twitter: @UNIathletics

TEAM INFORMATION

Head Coach: Tanya Warren
Alma Mater: Creighton '88
School Record (Yrs): 205-153 (11 Years)
Career Record (Yrs): Same
Associate Head Coach: Brad Nelson
Assistant Coaches: KK Armstrong and Steven Fennelly
Office Phone: 319-273-6464
2017-18 Record: 19-14
2017-18 Conference (Finish): 13-5 (3rd)
2018 Postseason Results: Lost vs. Milwaukee, 81-67, in WNIT First Round
Letterwinners R/L: 11/3
Starters R/L: 4/1
Newcomers: 4

PLAYER INFORMATION

Starters Returning	Yr.	Pos.	Statistics
Megan Maahs	Jr.	F	10.4 ppg, 9.8 rpg
Ellie Howell	Sr.	G	10.0 ppg, 4.0 rpg
Mikaela Morgan	Sr.	G	7.6 ppg, 3.3 rpg
Rose Simon-Ressler	Jr.	G	6.2 ppg, 3.5 rpg

Others Returning

Nicole Kroeger	So.	G	4.7 ppg, 1.6 rpg
Karli Rucker	So.	G	4.2 ppg, 1.6 rpg

SPORTS INFORMATION

SID Contact: Jerek Wolcott
Office Phone: 319-273-3642
E-Mail: jerek.wolcott@uni.edu

SERIES INFORMATION

Series Record: UNI leads 2-1
Last Meeting: UNI won 72-71 on 12/21/17 in Manhattan
Current Streak: UNI won two
Mittie vs. Northern Iowa: 0-2

K-STATE NON-CONFERENCE RECORDS

Overall Record: 382-172 (.690)*
Home: 224-31 (187-26 in Bramlage Coliseum)
Road: 80-64 **Neutral:** 78-77

vs. AP Ranked Non-Con Opponents: 12-61
Last Win vs. AP Ranked Non-Con Opponent: 67-54 vs. (20) Drake, March 18, 2017

Most Non-Con Wins in a Season: 16 (2005-06)
Most Non-Con Losses in a Season: 11 (1991-92)

In Jeff Mittie Era: 46-15 (.754)
Home: 33-5 **Road:** 4-5 **Neutral:** 9-5

* - since 1982-83

Season	Overall Record	Record vs. AP Opp.
2017-18	11-5	0-3
2016-17	12-4	2-3
2015-16	11-3	0-2
2014-15	12-3	0-1
2013-14	6-6	0-0
2012-13	14-5	0-3
2011-12	11-5	1-3
2010-11	11-5	1-2
2009-10	9-7	0-1
2008-09	15-2	0-2
2007-08	9-7	0-2
2006-07	15-3	0-0
2005-06	16-2	0-1
2004-05	12-4	1-3
2003-04	11-4	0-4
2002-03	15-3	1-2
2001-02	15-3	1-3
2000-01	10-2	0-1
1999-00	7-7	0-2
1998-99	9-5	1-1
1997-98	7-5	0-0
1996-97	10-5	1-2
1995-96	9-7	0-2
1994-95	8-5	0-0
1993-94	8-5	0-1
1992-93	9-4	0-1
1991-92	3-11	0-1
1990-91	8-5	0-1
1989-90	10-6	0-2
1988-89	11-4	0-1
1987-88	9-7	0-0
1986-87	13-4	0-1
1985-86	10-5	0-3
1984-85	10-5	0-2
1983-84	13-4	1-3
1982-83	13-5	2-2

GAMES 13 & 22

IOWA STATE

Wednesday, January 2 | 6:30 p.m.
Hilton Coliseum | Ames, Iowa

Saturday, February 2 | 1 p.m. | ESPN3
Bramlage Coliseum | Manhattan, Kan.



Bill Fennelly
Head Coach



Bridget Carleton
Sr., Guard



GENERAL INFORMATION

Location: Ames, Iowa
Enrollment: 34,992
Nickname: Cyclones
Colors: Cardinal and Gold
Conference: Big 12
Home Arena: Hilton Coliseum
Capacity: 14,356
President: Dr. Steven Leath
Director of Athletics: Jamie Pollard
Ticket Office Phone: 515-294-1816
Website: www.cyclones.com
Twitter: @CycloneATH

TEAM INFORMATION

Head Coach: Bill Fennelly
Alma Mater: William Penn '79
Record at School (Yrs):
479-253 (23 Years)
Career Record (Yrs): 645-306 (30 Years)
Associate Head Coach: Jodi Steyer
Assistant Coaches: Latoja Schaben and Billy Fennelly
Office Phone: 515-294-3436
2017-18 Record: 14-17
2017-18 Conference (Finish): 7-11 (t7th)
2018 Postseason Results: None
Letterwinners R/L: 8/3
Starters R/L: 4/1
Newcomers: 6

PLAYER INFORMATION

Starters Returning	Yr.	Pos.	Statistics
Bridget Carleton	Sr.	G	19.2 ppg, 6.5 rpg
Madison Wise	So.	G	8.7 ppg, 4.5 rpg
Meredith Burkhall	Sr.	F	6.3 ppg, 4.7 rpg
Adriana Camber	Jr.	G	6.2 ppg, 3.8 rpg

Others Returning	Yr.	Pos.	Statistics
Kristin Scott	So.	C	4.8 ppg, 5.2 rpg

SPORTS INFORMATION

SID Contact: Nicole Leusink
Office Phone: 515-294-7961
E-Mail: ngreiner@iastate.edu
SID Fax: 515-294-0125
Press Row Phone: 515-294-6178

SERIES INFORMATION

Series Record: K-State leads the series, 52-39
Last Meeting: Iowa State won, 80-45 (2/3/18)
Current Streak: Iowa State won one
Mittie vs. Iowa State: 6-9

CURRENT K-STATE PLAYERS VS. IOWA STATE

CYMON GOODRICH

Date	ST	FG-A	3FG-A	FT-A	RB	PF	PTS	A	TO	BK	ST	MIN
at Iowa State (1/10/18)	N	0-5	0-3	1-2	1-0-1	2	1	0	1	0	0	11
Iowa State (2/3/18)	N	0-7	0-3	0-0	0-1-1	2	0	1	3	0	0	19
TOTALS	0/2	0-12	0-6	1-2	1-1-2	4	1	1	4	0	0	30

KAYLA GOTH

Date	ST	FG-A	3FG-A	FT-A	RB	PF	PTS	A	TO	BK	ST	MIN
Iowa State (12/30/15)												
at Iowa State (2/24/16)	N	2-5	0-3	0-0	2-5-7	1	4	2	0	1	0	17
at Iowa State (1/21/17)	N	4-7	1-2	1-2	1-2-3	4	10	3	0	0	4	20
Iowa State (2/11/17)	N	3-6	1-2	2-2	1-0-1	0	9	4	1	0	0	14
vs. Iowa State (3/4/17)*	N	8-19	3-10	6-6	4-1-5	2	25	2	1	0	3	31
at Iowa State (1/10/18)	Y	5-13	1-2	5-5	0-1-1	1	16	7	4	0	1	36
Iowa State (2/3/18)	Y	4-14	0-3	6-9	3-6-9	0	14	4	3	2	2	34
TOTALS	2/6	26-64	6-22	20-24	11-15-26	8	78	22	9	3	10	152

KALI JONES

Date	ST	FG-A	3FG-A	FT-A	RB	PF	PTS	A	TO	BK	ST	MIN
at Iowa State (1/10/18)	N	3-6	0-0	2-2	5-3-8	2	8	0	0	0	0	14
Iowa State (2/3/18)	N	1-4	0-0	0-0	0-0-0	3	2	0	0	0	0	16
TOTALS	0/2	4-10	0-0	2-2	5-3-8	5	10	0	0	0	0	30

MARY LAKES

Date	ST	FG-A	3FG-A	FT-A	RB	PF	PTS	A	TO	BK	ST	MIN
at Iowa State (1/10/18)	N	0-0	0-0	0-0	0-1-1	1	0	0	0	0	0	4
Iowa State (2/3/18)	N	0-0	0-0	0-0	0-0-0	0	0	0	0	0	0	3
TOTALS	0/2	0-0	0-0	0-0	0-1-1	1	0	0	0	0	0	7

RACHEL RANKE

Date	ST	FG-A	3FG-A	FT-A	RB	PF	PTS	A	TO	BK	ST	MIN
at Iowa State (1/10/18)	Y	4-9	4-8	2-2	0-4-4	0	14	1	0	0	1	34
Iowa State (2/3/18)	Y	2-12	2-7	0-0	0-5-5	2	6	2	1	1	2	34
TOTALS	2/2	6-21	6-15	2-2	0-9-9	2	20	3	1	1	3	68

ASHLEY RAY

Date	ST	FG-A	3FG-A	FT-A	RB	PF	PTS	A	TO	BK	ST	MIN
at Iowa State (1/10/18)	N	0-0	0-0	0-0	0-0-0	0	0	0	0	0	0	1
Iowa State (2/3/18)	N	0-1	0-0	1-2	1-0-1	0	1	0	0	0	0	3
TOTALS	0/2	0-1	0-0	1-2	1-0-1	0	1	0	0	0	0	4

PEYTON WILLIAMS

Date	ST	FG-A	3FG-A	FT-A	RB	PF	PTS	A	TO	BK	ST	MIN
at Iowa State (1/21/17)	Y	0-0	0-0	0-0	0-1-1	0	0	1	1	0	0	11
Iowa State (2/11/17)	N	1-3	0-0	1-2	1-1-2	2	3	0	0	0	0	9
vs. Iowa State (3/4/17)*	Y	1-4	0-0	0-1	0-3-3	0	2	0	2	0	0	16
at Iowa State (1/10/18)	Y	6-13	0-1	3-5	4-7-11	2	15	2	1	5	2	36
Iowa State (2/3/18)	Y	5-12	1-3	0-0	2-5-7	3	11	2	0	1	2	32
TOTALS	4/5	13-32	1-4	4-8	7-17-24	7	31	5	4	6	4	104

* Denotes Big 12 Conference Tournament Game

GAMES 14 & 24

OKLAHOMA

Saturday, January 5 | 7 p.m. | FCSC & K-StateHD.TV
Bramlage Coliseum | Manhattan, Kan.

Sunday, February 10 | 7 p.m. | FS Oklahoma
Lloyd Noble Center | Norman, Okla.



Sherri Coale
Head Coach



Shaina Pellington
So., Guard



GENERAL INFORMATION

Location: Norman, Okla.
Enrollment: 31,678
Nickname: Sooners
Colors: Crimson and Cream
Conference: Big 12
Home Arena: Lloyd Noble Center
Capacity: 12,000
President: David Boren
Director of Athletics: Joe Castiglione
Ticket Office Phone: 405-325-2424
Website: www.soonersports.com
Twitter: @SoonerSportscom

TEAM INFORMATION

Head Coach: Sherri Coale
Alma Mater: Oklahoma Christian '87
School Record (Yrs):
481-242 (22 Years)
Career Record (Yrs): Same
Assistant Coaches: Jan Ross, Pam DeCosta, Chad Thrailkill
Office Phone: 405-325-8322
2017-18 Record: 16-15
2017-18 Conference (Finish): 11-7 (3rd)
2018 Postseason Results: Lost vs. DePaul, 90-79, in NCAA First Round
Letterwinners R/L: 5/6
Starters R/L: 2/3
Newcomers: 7

PLAYER INFORMATION

Starters Returning	Yr.	Pos.	Statistics
Shaina Pellington	So.	G	13.1 ppg, 2.7 rpg
Ana Llanusa	So.	G	12.6 ppg, 4.0 rpg
Others Returning	Yr.	Pos.	Statistics
Mandy Simpson	So.	F	2.3 ppg, 3.3 rpg
Gileysa Penzo	R-Sr.	G	2.2 ppg, 1.9 rpg

SPORTS INFORMATION

SID Contact: Tyler Pigg
Office Phone: 405-325-3671
E-Mail: tpigg@ou.edu
SID Fax: 405-325-7623
Press Row Phone: 405-325-1024

SERIES INFORMATION

Series Record: Oklahoma leads the series, 39-26
Last Meeting: Oklahoma won, 68-49 (1/31/18)
Current Streak: Oklahoma won two
Mittie vs. Oklahoma: 5-15

CURRENT K-STATE PLAYERS VS. OKLAHOMA

CYMONA GOODRICH

Date	ST	FG-A	3FG-A	FT-A	RB	PF	PTS	A	TO	BK	ST	MIN
Oklahoma (1/17/18)	N	2-6	0-2	0-0	0-1-1	1	4	0	2	0	0	10
at Oklahoma (1/31/18)	N	2-8	1-3	1-1	1-2-3	0	6	1	2	0	1	26
TOTALS	0/2	4-14	1-5	1-1	1-3-4	1	10	1	4	0	1	36

KAYLA GOTH

Date	ST	FG-A	3FG-A	FT-A	RB	PF	PTS	A	TO	BK	ST	MIN
at Oklahoma (1/10/16)	N	3-5	0-0	1-1	0-3-3	3	7	1	0	1	0	25
Oklahoma (2/9/16)	N	3-4	0-0	1-3	0-3-3	2	7	0	0	0	2	21
at Oklahoma (1/4/17)	N	0-0	0-0	0-2	0-1-1	2	0	0	0	1	1	11
Oklahoma (2/21/17)	N	0-0	0-0	0-0	0-0-0	0	0	0	2	0	0	7
Oklahoma (1/17/18)	Y	6-9	0-0	4-7	0-4-4	2	16	6	2	0	3	38
at Oklahoma (1/31/18)	Y	4-10	1-3	1-1	0-1-1	0	10	7	5	0	0	32
TOTALS	2/6	16-28	1-3	7-14	0-12-12	9	40	14	9	2	6	134

KALI JONES

Date	ST	FG-A	3FG-A	FT-A	RB	PF	PTS	A	TO	BK	ST	MIN
Oklahoma (1/17/18)	N	0-0	0-0	1-2	1-0-1	5	2	2	0	0	0	6
at Oklahoma (1/31/18)	N	2-5	0-0	0-0	3-7-10	4	4	1	1	3	1	20
TOTALS	0/2	2-5	0-0	1-2	4-7-11	9	6	3	1	3	1	26

MARY LAKES

Date	ST	FG-A	3FG-A	FT-A	RB	PF	PTS	A	TO	BK	ST	MIN
Oklahoma (1/17/18)	N	0-0	0-0	0-0	0-0-0	0	0	0	1	0	1	2
at Oklahoma (1/31/18)	N	1-2	0-0	0-2	0-2-2	3	2	0	0	1	0	9
TOTALS	0/2	1-2	0-0	0-2	0-2-2	3	2	0	1	0	1	11

RACHEL RANKE

Date	ST	FG-A	3FG-A	FT-A	RB	PF	PTS	A	TO	BK	ST	MIN
Oklahoma (1/17/18)	Y	4-14	3-13	2-2	0-4-4	3	13	1	1	0	1	35
at Oklahoma (1/31/18)	Y	2-13	2-13	0-2	0-3-3	2	6	0	2	0	2	31
TOTALS	2/2	6-27	5-26	2-4	0-7-7	5	19	1	3	0	3	66

ASHLEY RAY

Date	ST	FG-A	3FG-A	FT-A	RB	PF	PTS	A	TO	BK	ST	MIN
Oklahoma (1/17/18)	N	0-0	0-0	0-0	0-0-0	1	0	0	1	0	0	3
at Oklahoma (1/31/18)	N	0-1	0-0	0-0	0-0-0	1	0	0	0	0	0	6
TOTALS	0/2	0-1	0-0	0-0	0-0-0	2	0	0	1	0	0	9

PEYTON WILLIAMS

Date	ST	FG-A	3FG-A	FT-A	RB	PF	PTS	A	TO	BK	ST	MIN
at Oklahoma (1/4/17)	Y	2-3	0-0	0-0	1-2-3	0	4	0	0	0	1	22
Oklahoma (2/21/17)	Y	1-4	0-0	0-0	1-3-4	0	2	3	1	0	1	19
Oklahoma (1/17/18)	Y	10-17	1-2	2-4	5-3-8	2	23	0	2	1	1	37
at Oklahoma (1/31/18)	Y	3-7	0-0	0-0	1-5-6	2	6	0	1	0	0	24
TOTALS	4/4	16-31	1-2	2-4	8-13-21	4	35	3	4	1	3	102

* Denotes Big 12 Conference Tournament Game

GAMES 15 & 25

BAYLOR

Wednesday, January 9 | 7 p.m. | FOX Sports Go
Ferrell Center | Waco, Texas

Wednesday, February 13 | 7 p.m. | ESPN3
Bramlage Coliseum | Manhattan, Kan.



Kim Mulkey
Head Coach



Kalani Brown
Sr., Center



GENERAL INFORMATION

Location: Waco, Texas
Enrollment: 17,217
Nickname: Lady Bears
Colors: Green and Gold
Conference: Big 12
Home Arena: Ferrell Center
Capacity: 10,284
President: David E. Garland
Director of Athletics: Mack Rhoades
Ticket Office Phone: 254-710-1000
Website: www.baylorbears.com
Twitter: @BaylorAthletics

TEAM INFORMATION

Head Coach: Kim Mulkey
Alma Mater: Louisiana Tech '84
School Record (Yrs):
539-98 (18 Years)
Career Record (Yrs): Same
Associate Head Coach: Bill Brock
Assistant Coaches: Sytia Messer and Toyelle Wilson
Office Phone: 254-710-3947
2017-18 Record: 33-2
2017-18 Conference (Finish): 18-0 (1st)
2018 Postseason Results:
Lost to Oregon State, 72-67, in the NCAA Regional Semifinal
Letterwinners R/L: 6/4
Starters R/L: 2/3
Newcomers: 6

PLAYER INFORMATION

Starters Returning	Yr.	Pos.	Statistics
Kalani Brown	Sr.	C	20.1 ppg, 10.2 rpg
Lauren Cox	Jr.	F	15.3 ppg, 9.7 rpg

Others Returning	Yr.	Pos.	Statistics
Juicy Landrum	Jr.	G	7.4 ppg, 3.6 rpg
Didi Richards	So.	G	5.1 ppg, 4.3 rpg

SPORTS INFORMATION

SID Contact: Kyle Roberts
Office Phone: 254-710-3042
E-Mail: Kyle_Roberts@baylor.edu
SID Fax: 254-710-1369
Press Row Phone: 254-710-3955

SERIES INFORMATION

Series Record: Baylor leads the series, 34-9
Last Meeting: Baylor won, 83-54 (3/3/18)
Current Streak: Baylor has won 29 straight
Mittie vs. Baylor: 1-16

CURRENT K-STATE PLAYERS VS. BAYLOR

CYMON GOODRICH

Date	ST	FG-A	3FG-A	FT-A	RB	PF	PTS	A	TO	BK	ST	MIN
Baylor (12/28/17)	N	1-3	1-1	0-0	0-0-0	0	3	0	1	0	0	9
Baylor (2/27/16)	N	2-8	2-4	0-0	0-1-1	1	6	0	0	0	0	23
at Baylor (1/20/18)	N	2-5	1-2	3-3	0-2-2	0	8	2	1	0	2	23
vs. Baylor (3/3/18)*	N											
TOTALS	0/3	5-16	4-7	3-3	0-3-3	1	17	2	2	0	2	55

KAYLA GOTH

Date	ST	FG-A	3FG-A	FT-A	RB	PF	PTS	A	TO	BK	ST	MIN
at Baylor (2/3/16)	N	0-0	0-0	0-0	0-0-0	1	0	2	2	0	0	12
Baylor (2/27/16)	N	0-1	0-1	0-0	1-1-2	0	0	4	0	0	0	9
at Baylor (12/29/16)	N	0-3	0-1	2-2	1-2-3	2	2	4	0	0	0	20
Baylor (1/25/17)	N	0-2	0-0	1-2	1-0-1	0	1	0	0	0	0	17
vs. Baylor (3/5/17)*	Y	5-10	1-4	1-2	2-1-3	1	12	3	0	1	2	30
Baylor (12/28/17)	Y	8-20	2-6	4-7	1-4-5	0	22	4	1	0	0	34
at Baylor (1/20/18)	Y	8-19	3-5	3-3	1-2-3	1	22	5	6	0	3	35
vs. Baylor (3/3/18)*	Y	9-19	2-8	4-4	1-1-2	0	24	4	9	0	2	38
TOTALS	4/8	30-74	8-25	15-20	8-11-19	5	83	26	18	1	7	195

KALI JONES

Date	ST	FG-A	3FG-A	FT-A	RB	PF	PTS	A	TO	BK	ST	MIN
at Baylor (12/28/17)	N	0-1	0-0	0-0	0-0-0	0	0	0	0	0	0	3
Baylor (1/20/18)	N	3-7	0-0	0-2	3-1-4	3	6	0	0	0	1	24
vs. Baylor (3/3/18)*	N	1-1	0-0	0-0	0-0-0	2	2	0	2	0	0	6
TOTALS	0/3	4-9	0-0	0-2	3-1-4	5	8	0	2	0	1	33

MARY LAKES

Date	ST	FG-A	3FG-A	FT-A	RB	PF	PTS	A	TO	BK	ST	MIN
Baylor (12/28/17)	N	0-0	0-0	0-0	0-0-0	0	0	0	0	0	1	13
at Baylor (1/20/18)	Y	0-1	0-0	0-0	1-2-3	5	0	0	1	0	0	8
vs. Baylor (3/3/18)*	Y	1-2	0-0	0-0	0-1-1	3	2	0	1	0	0	14
TOTALS	2/3	1-3	0-0	0-0	1-3-4	8	2	0	2	0	1	35

RACHEL RANKE

Date	ST	FG-A	3FG-A	FT-A	RB	PF	PTS	A	TO	BK	ST	MIN
Baylor (12/28/17)	N	3-8	3-8	0-0	0-2-2	1	9	1	0	0	1	28
at Baylor (1/20/18)	Y	0-9	0-8	0-0	0-2-2	3	0	1	0	0	0	29
vs. Baylor (3/3/18)*	Y	1-10	1-8	2-2	0-2-2	2	5	2	0	0	0	37
TOTALS	2/3	4-27	4-24	2-2	0-6-6	6	14	4	0	0	1	94

ASHLEY RAY

Date	ST	FG-A	3FG-A	FT-A	RB	PF	PTS	A	TO	BK	ST	MIN
Baylor (12/28/17)	Y	0-3	0-0	0-0	1-1-2	2	0	0	0	0	0	18
at Baylor (1/20/18)	N	0-1	0-0	0-0	1-0-1	0	0	0	0	0	1	14
vs. Baylor (3/3/18)*	N	0-0	0-0	0-0	0-0-0	4	0	0	1	0	0	15
TOTALS	1/3	0-4	0-0	0-0	2-1-3	6	0	0	1	0	1	47

PEYTON WILLIAMS

Date	ST	FG-A	3FG-A	FT-A	RB	PF	PTS	A	TO	BK	ST	MIN
at Baylor (12/29/16)	N	1-3	0-0	1-2	1-2-3	0	3	0	1	1	0	21
Baylor (1/25/17)	Y	0-1	0-0	1-4	0-2-2	2	1	1	1	0	0	17
vs. Baylor (3/5/17)*	Y	1-5	0-0	0-0	1-3-4	1	2	0	0	0	1	19
Baylor (12/28/17)	Y	5-11	2-4	1-2	4-5-9	1	13	0	2	1	0	33
at Baylor (1/20/18)	Y	4-9	0-2	1-1	1-2-3	2	9	1	0	1	0	34
vs. Baylor (3/3/18)*	Y	3-8	2-4	2-2	3-3-6	4	10	1	2	2	1	30
TOTALS	5/6	14-37	4-10	6-11	10-17-27	10	38	3	6	5	2	154

* Denotes Big 12 Conference Tournament Game

GAMES 16 & 23

KANSAS

Sunday, January 13 | 12 p.m. | FSN
Bramlage Coliseum | Manhattan, Kan.

Wednesday, February 6 | 7 p.m.
Allen Fieldhouse | Lawrence, Kan.



Brandon Schneider
Head Coach



Jessica Washington
R-Sr., Guard



GENERAL INFORMATION

Location: Lawrence, Kan.
Enrollment: 28,447
Nickname: Jayhawks
Colors: Crimson and Blue
Conference: Big 12
Home Arena: Allen Fieldhouse
Capacity: 16,300
Chancellor: Douglas A. Girard
Director of Athletics:
Dr. Sheahon Zenger
Ticket Office Phone: 800-34-HAWKS
Website: www.kuathletics.com
Twitter: @KUathletics

TEAM INFORMATION

Head Coach: Brandon Schneider
Alma Mater: Wayland Baptist '95
Record at School (Yrs): 26-65 (3 years)
Career Record (Yrs):
427-203 (19 years)
Associate Head Coach: A'Quonesia Franklin
Assistant Coaches: Damitria Buchanan and Jory Collins
Office Phone: 785-864-4938
2017-18 Record: 12-18
2017-18 Conference (Finish): 3-15 (9th)
2017 Postseason Results: n/a
Letterwinners R/L: 11/3
Starters R/L: 5/0
Newcomers: 4

PLAYER INFORMATION

Starters Returning	Yr.	Pos.	Statistics
Christalah Lyons	Sr.	G	14.8 ppg, 3.2 apg
Kylee Kopatch	Sr.	G	13.3 ppg, 4.2 rpg
Brianna Osorio	Sr.	G	9.7 ppg, 3.3 rpg
Austin Richardson	Sr.	F	8.5 ppg, 5.3 rpg
Tyler Johnson	Jr.	C	6.2 ppg, 3.8 rpg
Others Returning	Yr.	Pos.	Statistics
Jessica Washington	Jr.	G	17.1 ppg, 4.1 rpg*

* - stats from the 2016-17 season

SPORTS INFORMATION

SID Contact: Theresa Kurtz
Office Phone: 785-864-7488
E-Mail: t.kurtz@ku.edu
SID Fax: 785-864-7944
Press Row Phone: 785-864-5593

SERIES INFORMATION

Series Record: K-State leads the series, 73-46
Last Meeting: K-State won, 72-63 (3/2/18)
Current Streak: K-State has won 10
Mittie vs. Kansas: 13-5

CURRENT K-STATE PLAYERS VS. KANSAS

CYMONÉ GOODRICH

Date	ST	FG-A	3FG-A	FT-A	RB	PF	PTS	A	TO	BK	ST	MIN
at Kansas (1/28/18)	N	3-6	1-2	0-0	0-2-2	0	7	1	0	0	1	19
Kansas (2/13/16)	N	1-4	1-2	0-0	0-0-0	1	3	0	0	0	0	20
vs. Kansas (3/2/18)*	N	0-4	0-2	1-2	1-0-1	2	1	0	2	0	0	13
TOTALS	0/3	4-14	2-6	1-2	1-2-3	3	11	1	2	0	1	52

KAYLA GOTH

Date	ST	FG-A	3FG-A	FT-A	RB	PF	PTS	A	TO	BK	ST	MIN
at Kansas (1/20/16)	N	0-0	0-0	0-0	0-1-1	1	0	0	3	0	0	19
Kansas (2/13/16)	N	1-2	0-0	2-2	3-2-5	0	4	1	1	1	1	17
Kansas (2/11/17)	N	1-6	0-2	1-2	1-4-5	3	3	2	0	0	0	22
at Kansas (2/25/17)	N	1-7	0-3	1-2	0-1-1	1	3	1	1	0	1	22
at Kansas (1/28/18)	Y	5-17	0-1	4-6	0-2-2	2	14	6	1	0	3	44
Kansas (2/24/18)	Y	8-15	1-3	4-4	3-3-6	1	21	12	3	0	1	34
vs. Kansas (3/2/18)*	Y	5-7	2-2	7-10	0-3-3	2	19	8	4	2	4	40
TOTALS	3/7	21-54	3-11	19-26	7-16-23	10	64	30	13	3	9	198

KALI JONES

Date	ST	FG-A	3FG-A	FT-A	RB	PF	PTS	A	TO	BK	ST	MIN
at Kansas (1/28/18)	N	0-3	0-0	0-0	1-1-2	2	0	0	1	2	0	10
Kansas (2/24/18)	N	3-4	0-0	0-1	1-0-1	3	6	2	0	1	0	10
vs. Kansas (3/2/18)*	N	1-1	0-0	1-1	0-0-0	0	3	0	0	0	0	4
TOTALS	0/3	4-8	0-0	1-2	2-1-3	5	9	2	1	3	0	24

MARY LAKES

Date	ST	FG-A	3FG-A	FT-A	RB	PF	PTS	A	TO	BK	ST	MIN
at Kansas (1/28/18)	N	0-0	0-0	0-0	DNP - Coach's Decision	0	0	0	1	2	1	5
Kansas (2/24/18)	N	0-0	0-0	0-0	0-1-1	4	0	0	1	0	0	4
vs. Kansas (3/2/18)*	N	0-0	0-0	0-0	0-1-1	4	0	0	1	0	0	4
TOTALS	0/2	0-0	0-0	0-0	0-2-2	4	0	0	2	2	1	9

RACHEL RANKE

Date	ST	FG-A	3FG-A	FT-A	RB	PF	PTS	A	TO	BK	ST	MIN
at Kansas (1/28/18)	Y	3-11	2-5	1-2	1-4-5	0	9	0	2	0	1	26
Kansas (2/24/18)	Y	6-10	5-8	2-2	0-4-4	2	19	1	1	2	2	30
vs. Kansas (3/2/18)*	Y	3-13	1-9	3-4	1-7-8	0	10	4	0	0	0	34
TOTALS	3/3	12-34	8-22	6-8	2-15-17	2	38	5	3	2	3	90

ASHLEY RAY

Date	ST	FG-A	3FG-A	FT-A	RB	PF	PTS	A	TO	BK	ST	MIN
at Kansas (1/28/18)	N	0-1	0-0	0-0	0-1-1	0	0	0	0	0	1	5
Kansas (2/24/18)	N	0-0	0-0	0-0	0-0-0	0	0	0	0	0	0	3
vs. Kansas (3/2/18)*	N	0-0	0-0	0-0	0-0-0	0	0	0	0	0	0	1
TOTALS	0/3	0-1	0-0	0-0	0-1-1	0	0	0	0	0	1	9

PEYTON WILLIAMS

Date	ST	FG-A	3FG-A	FT-A	RB	PF	PTS	A	TO	BK	ST	MIN
Kansas (2/11/17)	Y	1-3	0-0	0-0	1-1-2	0	2	1	0	0	1	13
at Kansas (2/25/17)	Y	1-1	0-0	0-0	0-1-1	0	2	1	1	0	0	8
at Kansas (1/28/18)	Y	9-16	0-2	5-5	4-4-8	3	23	0	1	5	3	40
Kansas (2/24/18)	Y	9-12	1-1	2-2	1-4-5	2	21	3	1	3	1	34
vs. Kansas (3/2/18)*	Y	5-11	0-0	4-4	1-5-6	0	14	0	1	2	1	33
TOTALS	5/5	25-43	1-3	11-11	7-15-22	5	62	5	4	10	6	128

* Denotes Big 12 Conference Tournament Game

GAMES 17 & 26

TEXAS

Wednesday, January 16 | 7 p.m. | ESPN3
Bramlage Coliseum | Manhattan, Kan.

Sunday, February 17 | 4 p.m. | FSN
Frank Erwin Center | Austin, Texas



Karen Aston
Head Coach



Lashann Higgs
Sr., Guard



GENERAL INFORMATION

Location: Austin, Texas
Enrollment: 51,331
Nickname: Longhorns
Colors: Burnt Orange and White
Conference: Big 12
Home Arena: Frank Erwin Center
Capacity: 16,775
President: Dr. Gregory Fennes
Women's Athletics Director:
Chris Plonsky
Ticket Office Phone: 800-982-BEVO
Website: www.texassports.com
Twitter: @UTexasWBB

TEAM INFORMATION

Head Coach: Karen Aston
Alma Mater: Arkansas-Little Rock '87
School Record (Yrs): 142-62 (6 years)
Career Record (Yrs):
243-125 (11 Years)
Associate Head Coach: Jamie Carey
Assistant Coaches: George Washington, Tiffany Jackson
Office Phone: 512-471-9802
2017-18 Record: 28-7
2017-18 Conference (Finish): 15-3 (2nd)
2018 Postseason Results:
Lost to UCLA, 84-75, in NCAA Regional Semifinal
Letterwinners R/L: 8/6
Starters R/L: 3/2
Newcomers: 6

PLAYER INFORMATION

Starters Returning	Yr.	Pos.	Statistics
Lashann Higgs	Sr.	G	12.8 ppg, 3.3 rpg
Joyner Holmes	Jr.	G/F	6.8 ppg, 6.0 rpg
Jatarie White	Sr.	F/C	10.8 ppg, 5.9 rpg

Others Returning	Yr.	Pos.	Statistics
Sug Sutton	Jr.	G	6.8 ppg, 2.9 rpg
Olamide Aborowa	Sr.	F	2.8 ppg, 2.6 rpg

SPORTS INFORMATION

SID Contact: Sean Cartell
Office Phone: 512-471-6039
E-Mail: s.cartell@athletics.utexas.edu
SID Fax: 512-471-6040
Press Row Phone: 512-471-4246

SERIES INFORMATION

Series Record: Texas leads the series, 22-14
Last Meeting: Texas won, 76-54 (2/10/18)
Current Streak: Texas has won seven
Mittie vs. Texas: 2-12

CURRENT K-STATE PLAYERS VS. TEXAS

CYMONE GOODRICH

Date	ST	FG-A	3FG-A	FT-A	RB	PF	PTS	A	TO	BK	ST	MIN
Texas (1/7/18)	Y	1-1	0-0	0-0	0-1-1	0	2	0	2	0	0	6
at Texas (2/10/18)	N	1-1	1-1	1-2	0-2-2	3	4	1	1	0	1	20
TOTALS	1/2	2-2	1-1	1-2	0-3-3	3	6	1	3	0	1	26

KAYLA GOTH

Date	ST	FG-A	3FG-A	FT-A	RB	PF	PTS	A	TO	BK	ST	MIN
Texas (1/30/16)	N	0-2	0-0	0-0	0-3-3	1	0	0	2	0	0	8
at Texas (2/17/16)	N	0-0	0-0	0-0	0-3-3	0	0	0	1	0	0	10
at Texas (2/4/17)	N	0-1	0-0	0-0	0-0-0	0	0	0	2	0	0	9
Texas (2/27/17)	N	0-2	0-0	0-0	1-0-1	0	0	1	0	0	0	10
Texas (1/7/18)	Y	6-18	1-4	4-4	2-3-5	2	17	5	2	1	1	39
at Texas (2/10/18)	Y	3-11	0-4	6-6	2-3-5	1	12	6	8	0	0	31
TOTALS	2/6	9-34	1-8	10-10	5-12-17	4	29	12	15	1	1	107

KALI JONES

Date	ST	FG-A	3FG-A	FT-A	RB	PF	PTS	A	TO	BK	ST	MIN
Texas (1/7/18)	N	1-1	0-0	0-0	0-2-2	2	2	1	2	0	1	8
at Texas (2/10/18)	N	0-1	0-0	0-0	2-4-6	1	0	0	0	2	0	16
TOTALS	0/2	1-2	0-0	0-0	2-6-8	3	2	1	2	2	1	24

MARY LAKES

Date	ST	FG-A	3FG-A	FT-A	RB	PF	PTS	A	TO	BK	ST	MIN
Texas (1/7/18)	N	2-2	0-0	0-0	0-1-1	3	4	0	1	2	0	5
at Texas (2/10/18)	N	1-2	0-0	2-6	1-2-3	4	4	0	3	1	0	15
TOTALS	0/2	3-4	0-0	2-6	1-3-4	7	8	0	4	3	0	20

RACHEL RANKE

Date	ST	FG-A	3FG-A	FT-A	RB	PF	PTS	A	TO	BK	ST	MIN
Texas (1/7/18)	N	4-8	3-5	0-0	0-2-2	3	11	0	2	1	1	36
at Texas (2/10/18)	Y	3-8	2-5	2-2	0-1-1	4	10	0	2	1	0	27
TOTALS	1/2	7-16	5-10	2-2	0-3-3	7	21	0	4	2	1	63

ASHLEY RAY

Date	ST	FG-A	3FG-A	FT-A	RB	PF	PTS	A	TO	BK	ST	MIN
Texas (1/7/18)	N	2-2	0-0	0-1	0-0-0	0	4	1	0	0	0	8
at Texas (2/10/18)	N	0-1	0-0	0-2	0-1-1	2	0	0	2	0	0	7
TOTALS	0/2	2-3	0-0	0-3	0-1-1	2	4	1	2	0	0	15

PEYTON WILLIAMS

Date	ST	FG-A	3FG-A	FT-A	RB	PF	PTS	A	TO	BK	ST	MIN
at Texas (2/4/17)	N	1-3	0-0	0-0	3-4-7	0	2	0	0	0	0	17
Texas (2/27/17)	N	2-4	0-0	1-3	2-2-4	2	5	0	1	0	1	20
Texas (1/7/18)	Y	5-9	0-0	2-2	2-2-4	3	12	3	2	0	1	30
at Texas (2/10/18)	Y	5-10	0-3	3-3	0-4-4	0	13	2	1	1	1	33
TOTALS	2/4	13-26	0-3	6-8	7-12-19	5	32	5	4	1	3	100

* Denotes Big 12 Conference Tournament Game

GAMES 18 & 29

TEXAS TECH

Saturday, January 19 | 3 p.m. | FS Southwest
United Supermarkets Arena | Lubbock, Texas

Saturday, March 2 | 1 p.m. | ESPN3
Bramlage Coliseum | Manhattan, Kan.



Marlene Stollings
Head Coach



Brittany Brewer
Jr., Forward



GENERAL INFORMATION

Location: Lubbock, Texas
Enrollment: 37,010
Nickname: Lady Raiders
Colors: Scarlet and Black
Conference: Big 12
Home Arena: United Supermarkets Arena
Capacity: 15,098
President: Dr. Lawrence Schovanec
Director of Athletics: Kirby Hocutt
Ticket Office Phone: 806-742-TECH
Website: www.texastech.com
Twitter: @TechAthletics

TEAM INFORMATION

Head Coach: Marlene Stollings
Alma Mater: Ohio '98
School Record (Yrs): 0-0 (1st year)
Career Record (Yrs): 133-89 (7 years)
Associate Head Coach:
Nikita Lowry Dawkins
Assistant Coaches: Larry Tidwell and Erin Grant
Office Phone: 806-742-7700
2017-18 Record: 7-23
2017-18 Conference (Finish): 1-17 (10th)
2018 Postseason Results: n/a
Letterwinners R/L: 4/8
Starters R/L: 2/3
Newcomers: 7

PLAYER INFORMATION

Starters Returning	Yr.	Pos.	Statistics
Brittany Brewer	Jr.	F	9.5 ppg, 5.0 rpg
Zuri Sanders	Sr.	F	4.3 ppg, 5.4 rpg

Others Returning	Yr.	Pos.	Statistics
Erin Degrate	Jr.	C	8.1 ppg, 3.8 rpg

SPORTS INFORMATION

SID Contact: Jessika McKernan
Office Phone: 806-834-0536
E-Mail: jessika.mckernan@ttu.edu
SID Fax: 806-742-1970
Press Row Phone: 806-742-6688

SERIES INFORMATION

Series Record: K-State leads the series, 21-13
Last Meeting: K-State won, 86-63 (2/26/18)
Current Streak: K-State won six
Mittie vs. Texas Tech: 11-4

CURRENT K-STATE PLAYERS VS. TEXAS TECH

CYMONE GOODRICH

Date	ST	FG-A	3FG-A	FT-A	RB	PF	PTS	A	TO	BK	ST	MIN
Texas Tech (2/7/18)	N	1-2	0-1	0-0	0-1-1	2	2	0	2	0	0	16
at Texas Tech (2/26/18)	N	1-4	0-2	2-2	1-3-4	3	4	2	2	0	1	23
TOTALS	0/2	2-6	0-3	2-2	1-4-5	5	6	2	4	0	1	39

KAYLA GOTH

Date	ST	FG-A	3FG-A	FT-A	RB	PF	PTS	A	TO	BK	ST	MIN
at Texas Tech (1/24/16)	N	1-2	0-1	0-0	0-0-0	1	2	1	0	0	2	15
Texas Tech (2/21/16)	N	0-3	0-1	1-2	2-5-7	1	1	1	1	0	0	21
Texas Tech (1/7/17)	N	1-2	0-0	0-0	0-3-3	0	2	0	1	0	0	7
at Texas Tech (2/1/17)	N	1-4	0-1	0-2	0-1-1	0	2	1	0	0	0	15
Texas Tech (2/7/18)	Y	11-19	0-4	5-8	5-1-6	0	27	9	2	0	3	39
at Texas Tech (2/26/18)	Y	6-9	3-3	0-0	3-3-6	0	15	9	1	0	1	27
TOTALS	2/6	20-39	3-10	6-12	10-13-23	2	49	21	5	0	6	124

KALI JONES

Date	ST	FG-A	3FG-A	FT-A	RB	PF	PTS	A	TO	BK	ST	MIN
Texas Tech (2/7/18)	N	1-2	0-0	1-2	1-2-3	3	3	1	0	1	0	13
at Texas Tech (2/26/18)	N	2-4	0-0	0-2	2-2-4	2	4	1	2	1	0	16
TOTALS	0/2	3-6	0-0	1-4	3-4-7	5	7	2	2	2	0	29

MARY LAKES

Date	ST	FG-A	3FG-A	FT-A	RB	PF	PTS	A	TO	BK	ST	MIN
Texas Tech (2/7/18)	N	2-4	0-0	1-1	1-1-2	4	5	0	1	1	0	6
at Texas Tech (2/26/18)	N	1-4	0-0	0-2	0-1-1	3	2	0	0	0	1	14
TOTALS	0/2	3-8	0-0	1-3	1-2-3	7	7	0	1	1	1	20

RACHEL RANKE

Date	ST	FG-A	3FG-A	FT-A	RB	PF	PTS	A	TO	BK	ST	MIN
Texas Tech (2/7/18)	Y	7-17	4-13	2-4	0-2-2	2	20	0	2	0	0	35
at Texas Tech (2/26/18)	Y	9-17	6-13	2-2	2-5-7	1	26	1	3	0	2	31
TOTALS	2/2	16-34	10-26	4-6	2-7-9	3	46	1	5	0	2	66

ASHLEY RAY

Date	ST	FG-A	3FG-A	FT-A	RB	PF	PTS	A	TO	BK	ST	MIN
Texas Tech (2/7/18)	DNP - Coach's Decision											
at Texas Tech (2/26/18)	N	0-3	0-0	0-0	0-1-1	3	0	0	1	0	0	8
TOTALS	0/1	0-3	0-0	0-0	0-1-1	3	0	0	1	0	0	8

PEYTON WILLIAMS

Date	ST	FG-A	3FG-A	FT-A	RB	PF	PTS	A	TO	BK	ST	MIN
Texas Tech (1/7/17)	Y	3-6	0-0	4-4	3-2-5	0	10	1	1	1	1	14
at Texas Tech (2/1/17)	N	5-8	0-0	2-2	1-4-5	1	12	2	1	0	1	28
Texas Tech (2/7/18)	Y	7-11	0-1	5-9	4-6-10	1	19	1	0	1	2	34
at Texas Tech (2/26/18)	Y	2-5	0-1	4-4	0-1-1	1	8	2	3	1	3	24
TOTALS	3/4	17-30	0-2	15-19	8-13-21	3	49	6	5	3	7	100

* Denotes Big 12 Conference Tournament Game

GAMES 19 & 30

OKLAHOMA STATE
Wednesday, January 23 | 7 p.m. | ESPN3
Bramlage Coliseum | Manhattan, Kan.

Monday, March 4 | 7 p.m.
Gallagher-Iba Arena | Stillwater, Okla.



Jim Littell
Head Coach



Braxtin Miller
So., Guard



GENERAL INFORMATION

Location: Stillwater, Okla.
Enrollment: 25,594
Nickname: Cowgirls
Colors: Orange and Black
Conference: Big 12
Home Arena: Gallagher-Iba Arena
Capacity: 13,611
President: Burns Hargis
Director of Athletics: Mike Holder
Ticket Office Phone: 877-ALL-4-OSU
Website: www.okstate.com
Twitter: @OSUAthletics

TEAM INFORMATION

Head Coach: Jim Littell
Alma Mater: Southwestern '77
School Record (Yrs): 147-79 (7 Years)
Career Record (Yrs): 565-140 (20 Years)
Associate Head Coach: Bill Annan
Assistant Coaches: Ashley Davis and Jerise Freeman
Office Phone: 405-744-2490
2017-18 Record: 21-11
2017-18 Conference (Finish): 11-7 (t3rd)
2018 Postseason Results:
Lost at Mississippi State, 71-56, in NCAA Second Round
Letterwinners R/L: 6/6
Starters R/L: 2/3
Newcomers: 7

PLAYER INFORMATION

Starters Returning	Yr.	Pos.	Statistics
Braxtin Miller	So.	G	11.7 ppg, 3.4 rpg
Jaden Hobbs	So.	G	4.6 ppg, 0.9 rpg

Others Returning	Yr.	Pos.	Statistics
Maria Castro	Sr.	G	4.0 ppg, 1.7 rpg
LaTashia Jones	Sr.	F	2.8 ppg, 3.2 rpg

SPORTS INFORMATION

SID Contact: Ryan Cameron
Office Phone: 405-744-4854
E-Mail: ryan.cameron@okstate.edu
SID Fax: 405-744-7754
Press Row Phone: 405-744-5757

SERIES INFORMATION

Series Record: K-State leads the series, 36-33
Last Meeting: K-State won, 80-64 (1/13/18)
Current Streak: K-State won one
Mittie vs. Oklahoma State: 8-8

CURRENT K-STATE PLAYERS VS. OKLAHOMA STATE

CYMONA GOODRICH

Date	ST	FG-A	3FG-A	FT-A	RB	PF	PTS	A	TO	BK	ST	MIN
at Okla. St. (12/31/17)	N	5-11	1-3	1-1	0-0-0	3	12	1	1	0	1	32
Okla. St. (1/13/18)	N	1-5	1-1	0-0	1-0-1	2	3	1	2	0	0	10
TOTALS	0/2	6-16	2-4	1-1	1-0-1	5	15	2	3	0	1	42

KAYLA GOTH

Date	ST	FG-A	3FG-A	FT-A	RB	PF	PTS	A	TO	BK	ST	MIN
Okla. St. (1/13/16)	N	0-3	0-1	2-2	0-0-0	0	2	0	1	0	1	22
at Okla. St. (2/29/16)	N	0-1	0-0	0-0	0-3-3	1	0	1	2	0	0	13
at Okla. St. (1/14/17)	N	2-4	0-0	0-0	0-2-2	1	4	1	0	0	1	18
Okla. St. (1/28/17)	N	0-0	0-0	0-0	1-0-1	0	0	1	0	0	0	3
at Okla. St. (12/31/17)	Y	8-14	0-1	1-3	1-2-3	3	17	6	7	1	3	37
Okla. St. (1/13/18)	Y	4-11	1-2	2-2	0-5-5	1	11	10	2	0	0	36
TOTALS	2/6	14-33	1-4	5-7	2-12-14	6	34	19	12	1	5	129

KALI JONES

Date	ST	FG-A	3FG-A	FT-A	RB	PF	PTS	A	TO	BK	ST	MIN
at Okla. St. (12/31/17)	N	1-4	0-0	0-0	1-6-7	1	2	1	0	0	1	25
Okla. St. (1/13/18)	N	1-4	0-0	0-0	1-0-1	5	2	2	0	0	0	11
TOTALS	0/2	2-8	0-0	0-0	2-6-8	6	4	3	0	0	1	36

MARY LAKES

Date	ST	FG-A	3FG-A	FT-A	RB	PF	PTS	A	TO	BK	ST	MIN
at Okla. St. (12/31/17)	N	0-1	0-0	0-0	1-3-4	1	0	0	1	0	0	11
Okla. St. (1/13/18)	N	0-0	0-0	2-2	0-0-0	1	2	0	0	0	0	2
TOTALS	0/2	0-1	0-0	2-2	1-3-4	2	2	0	1	0	0	13

RACHEL RANKE

Date	ST	FG-A	3FG-A	FT-A	RB	PF	PTS	A	TO	BK	ST	MIN
at Okla. St. (12/31/17)	N	4-12	3-10	2-2	0-4-4	3	13	0	2	0	0	40
Okla. St. (1/13/18)	Y	5-9	2-5	0-0	0-2-2	3	12	4	1	0	0	29
TOTALS	1/2	9-21	5-15	2-2	0-6-6	6	25	4	3	0	0	69

ASHLEY RAY

Date	ST	FG-A	3FG-A	FT-A	RB	PF	PTS	A	TO	BK	ST	MIN
at Okla. St. (12/31/17)	Y	0-1	0-0	0-0	0-0-0	3	0	0	0	0	0	20
Okla. St. (1/13/18)	N	0-1	0-0	0-0	0-0-0	0	0	0	0	1	0	4
TOTALS	1/2	0-2	0-0	0-0	0-0-0	3	0	0	0	1	0	24

PEYTON WILLIAMS

Date	ST	FG-A	3FG-A	FT-A	RB	PF	PTS	A	TO	BK	ST	MIN
at Okla. St. (1/14/17)	Y	3-3	0-0	1-2	2-2-4	0	7	0	1	0	1	20
Okla. St. (1/28/17)	N	0-1	0-0	0-0	0-1-1	1	0	1	0	0	0	8
at Okla. St. (12/31/17)	Y	7-10	0-1	1-1	4-5-9	4	15	2	2	0	5	28
Okla. St. (1/13/18)	Y	8-11	0-0	2-2	1-8-9	1	18	3	1	0	2	35
TOTALS	3/4	18-25	0-1	4-5	7-16-23	6	40	6	4	0	8	91

* Denotes Big 12 Conference Tournament Game

GAMES 20 & 28

WEST VIRGINIA

Saturday, January 26 | 3 p.m. (CT)
WVU Coliseum | Morgantown, W. Va.

Wednesday, Feb. 27 | 6:30 p.m. | FCSC & K-StateHD.TV
Bramlage Coliseum | Manhattan, Kan.



Mike Carey
Head Coach



Tynice Martin
Jr., Guard



GENERAL INFORMATION

Location: Morgantown, W.V.
Enrollment: 31,287
Nickname: Mountaineers
Colors: Old Gold and Blue
Conference: Big 12
Home Arena: WVU Coliseum
Capacity: 14,000
President: E. Gordon Gee
Director of Athletics: Shane Lyons
Ticket Office Phone: 304-293-3541
Website: www.wvusports.com
Twitter: @WVUSports or @WVUWBB

TEAM INFORMATION

Head Coach: Mike Carey
Alma Mater: Salem '80
Record at School (Yrs):
371-194 (17 Years)
Career Record (Yrs):
659-296 (30 Years)
Associate Head Coach: Chester Nichols
Assistant Coaches: Lester Rowe, Diane Richardson
Office Phone: 304-293-3508
2017-18 Record: 25-12
2017-18 Conference (Finish): 8-10 (6th)
2018 Postseason Results:
Lost vs. Virginia Tech, 64-61, in WNIT Semifinals
Letterwinners R/L: 5/6
Starters R/L: 2/3
Newcomers: 7

PLAYER INFORMATION

Starters Returning	Yr.	Pos.	Statistics
Tynice Martin	R-Jr.	G	18.6 ppg, 4.3 rpg*
Naomi Davenport	Sr.	F/G	16.1 ppg, 7.1 rpg
Katrina Pardee	Sr.	G	12.3 ppg, 3.5 rpg
Others Returning	Yr.	Pos.	Statistics
Theresa Ekhehar	Sr.	C	2.0 ppg, 2.7 rpg

* - stats from 2016-17 season

SPORTS INFORMATION

SID Contact: Ashley Bailey
Office Phone: 304-293-2821
E-Mail: Ashley.Bailey@mail.wvu.edu
SID Fax: 304-293-4105
Press Row Phone: 304-293-2821

SERIES INFORMATION

Series Record: West Virginia leads the series, 10-3
Last Meeting: West Virginia won, 75-66 (2/20/18)
Current Streak: West Virginia won one
Mittie vs. West Virginia: 3-12

CURRENT K-STATE PLAYERS VS. WEST VIRGINIA

CYMON GOODRICH

Date	ST	FG-A	3FG-A	FT-A	RB	PF	PTS	A	TO	BK	ST	MIN
at West Virginia (1/3/18)	Y	0-4	0-1	0-0	0-0-0	0	0	1	1	0	0	14
West Virginia (2/20/18)	N	1-1	0-0	0-0	0-2-2	0	2	0	0	0	1	13
TOTALS	1/2	1-5	0-1	0-0	0-2-2	0	2	1	1	0	1	27

KAYLA GOTH

Date	ST	FG-A	3FG-A	FT-A	RB	PF	PTS	A	TO	BK	ST	MIN
West Virginia (1/6/16)	N	0-0	0-0	0-0	0-0-0	0	0	0	1	0	0	1
at West Virginia (2/6/16)	N	1-3	0-1	1-2	0-0-0	0	3	0	0	0	2	11
vs. West Virginia (3/5/16)*	N	1-2	0-0	2-2	1-2-3	0	4	2	2	0	0	24
West Virginia (1/1/17)	N	0-0	0-0	0-2	0-1-1	2	0	0	0	1	1	11
at West Virginia (2/15/17)	N	2-4	0-1	0-0	0-1-1	1	4	0	1	0	4	16
at West Virginia (1/3/18)	Y	3-13	1-4	6-10	3-6-9	2	13	7	7	1	2	39
West Virginia (2/20/18)	Y	5-15	0-4	4-8	2-0-2	1	14	5	6	0	2	38
TOTALS	2/7	12-37	1-10	13-24	6-10-16	6	38	14	17	2	11	140

KALI JONES

Date	ST	FG-A	3FG-A	FT-A	RB	PF	PTS	A	TO	BK	ST	MIN
at West Virginia (1/3/18)	N	0-0	0-0	0-0	2-2-4	3	0	0	1	0	2	14
West Virginia (2/20/18)	N	0-1	0-0	0-0	0-1-1	1	0	0	0	2	0	11
TOTALS	0/2	0-1	0-0	0-0	2-3-5	4	0	0	1	2	2	25

MARY LAKES

Date	ST	FG-A	3FG-A	FT-A	RB	PF	PTS	A	TO	BK	ST	MIN
at West Virginia (1/3/18)	N	0-1	0-0	0-0	0-0-0	0	0	0	1	0	0	2
West Virginia (2/20/18)	N	0-1	0-0	0-0	1-3-4	3	0	0	0	0	1	8
TOTALS	0/2	0-2	0-0	0-0	1-3-4	3	0	0	1	0	1	10

RACHEL RANKE

Date	ST	FG-A	3FG-A	FT-A	RB	PF	PTS	A	TO	BK	ST	MIN
at West Virginia (1/3/18)	N	3-10	3-10	2-2	0-1-1	1	11	1	0	0	3	30
West Virginia (2/20/18)	Y	3-12	2-9	3-4	1-1-2	3	11	0	0	0	1	31
TOTALS	1/2	6-22	5-19	5-6	1-2-3	4	22	1	0	0	4	61

ASHLEY RAY

Date	ST	FG-A	3FG-A	FT-A	RB	PF	PTS	A	TO	BK	ST	MIN
at West Virginia (1/3/18)	N	0-0	0-0	0-0	0-0-0	2	0	0	0	2	0	6
West Virginia (2/20/18)	N	0-0	0-0	0-0	0-0-0	0	0	0	0	0	0	1
TOTALS	0/2	0-0	0-0	0-0	0-0-0	2	0	0	0	2	0	7

PEYTON WILLIAMS

Date	ST	FG-A	3FG-A	FT-A	RB	PF	PTS	A	TO	BK	ST	MIN
West Virginia (1/1/17)	Y	0-1	0-0	0-0	0-0-0	0	0	2	1	0	1	8
at West Virginia (2/15/17)	N	0-0	0-0	1-2	0-1-1	0	1	1	0	1	0	11
at West Virginia (1/3/18)	Y	9-16	0-2	4-6	4-6-10	1	22	0	1	1	2	39
West Virginia (2/20/18)	Y	8-15	0-1	2-2	3-3-6	4	18	0	2	1	5	37
TOTALS	3/4	17-32	0-3	7-10	7-10-17	5	41	3	4	3	8	95

* Denotes Big 12 Conference Tournament Game

GAMES 21 & 27

TCU
Wednesday, Jan. 30 | 7 p.m. | FCSC & K-StateHD.TV
Bramlage Coliseum | Manhattan, Kan.

Saturday, February 23 | 5 p.m. | FS SW Plus
Schollmaier Arena | Fort Worth, Texas



Raegan Pebley
Head Coach



Jordan Moore
Sr., Center



GENERAL INFORMATION

Location: Fort Worth, Texas
Enrollment: 10,498
Nickname: Horned Frogs
Colors: Purple and White
Conference: Big 12
Home Arena: Schollmaier Arena
Capacity: 6,700
Chancellor: Dr. Victor J. Boschini, Jr.
Director of Athletics: Chris Del Conte
Ticket Office Phone: 817-257-3764
Website: www.gofrogs.com
Twitter: @TCUWBasketball

TEAM INFORMATION

Head Coach: Raegan Pebley
Alma Mater: Colorado '97
Record at School (Yrs):
71-50 (4 Years)
Career Record (Yrs):
227-235 (15 Years)
Associate Head Coach: Hanna Howard
Assistant Coaches: Britney Brown, Aaron Kallhoff
Office Phone: 817-257-7962
2017-18 Record: 23-13
2017-18 Conference (Finish): 9-9 (5th)
2018 Postseason Results: Lost at Indiana, 71-58, in WNIT Semifinals
Letterwinners R/L: 8/4
Starters R/L: 5/0
Newcomers: 6

PLAYER INFORMATION

Starters Returning	Yr.	Pos.	Statistics
Jordan Moore	Sr.	C	13.0 ppg, 6.8 rpg
Kianna Ray	Jr.	G	8.1 ppg, 3.6 apg
Jayde Woods	Jr.	G	5.5 ppg, 3.0 rpg
Dakota Vann	Sr.	G	4.8 ppg, 1.8 rpg
Adeola Akomolafe	Jr.	F	2.8 ppg, 2.9 rpg

Others Returning	Yr.	Pos.	Statistics
Amy Okonkwo	Sr.	F	14.4 ppg, 5.8 rpg

SPORTS INFORMATION

SID Contact: Cameron Harris
Office Phone: 817-257-5367
E-Mail: cameron.harris@tcu.edu
SID Fax: 817-257-7964
Press Row Phone: 817-257-7337

SERIES INFORMATION

Series Record: TCU leads the series, 7-6
Last Meeting: TCU won, 87-70 (2/17/18)
Current Streak: TCU won two
Mittie vs. TCU: 6-4

CURRENT K-STATE PLAYERS VS. TCU

CYMONE GOODRICH

Date	ST	FG-A	3FG-A	FT-A	RB	PF	PTS	A	TO	BK	ST	MIN
TCU (1/24/18)	N	0-1	0-0	0-0	0-2-2	1	0	0	1	0	0	12
at TCU (2/17/18)	N	1-3	0-0	0-0	0-0-0	1	2	1	2	0	0	13
TOTALS	0/2	1-4	0-0	0-0	0-2-2	2	2	1	3	0	0	25

KAYLA GOTH

Date	ST	FG-A	3FG-A	FT-A	RB	PF	PTS	A	TO	BK	ST	MIN
at TCU (1/2/16)												
TCU (1/16/16)	N	1-3	1-1	0-0	0-0-0	1	3	4	0	0	0	16
TCU (1/18/17)	N	1-2	0-0	0-0	1-2-3	0	2	4	2	0	2	15
at TCU (2/18/17)	N	0-0	0-0	0-0	0-0-0	0	0	0	1	0	0	3
TCU (1/24/18)	Y	6-19	0-3	5-7	3-4-7	0	17	11	5	0	3	40
at TCU (2/17/18)	Y	8-17	2-4	5-5	1-0-1	2	23	7	3	1	2	40
TOTALS	2/5	16-41	3-8	10-12	5-6-11	3	45	26	11	1	7	114

KALI JONES

Date	ST	FG-A	3FG-A	FT-A	RB	PF	PTS	A	TO	BK	ST	MIN
TCU (1/24/18)	N	1-2	0-0	2-4	1-1-2	3	4	0	1	1	3	16
at TCU (2/17/18)	N	1-1	0-0	0-0	0-0-0	1	2	0	0	0	0	5
TOTALS	0/2	2-3	0-0	2-4	1-1-2	4	6	0	1	1	3	21

MARY LAKES

Date	ST	FG-A	3FG-A	FT-A	RB	PF	PTS	A	TO	BK	ST	MIN
TCU (1/24/18)	N	0-0	0-0	0-0	1-0-1	0	0	0	1	0	0	3
at TCU (2/17/18)	N	1-3	0-0	0-0	2-3-5	3	2	0	1	0	1	6
TOTALS	0/2	1-3	0-0	0-0	3-3-6	3	2	0	2	0	1	9

RACHEL RANKE

Date	ST	FG-A	3FG-A	FT-A	RB	PF	PTS	A	TO	BK	ST	MIN
TCU (1/24/18)	Y	6-14	4-11	0-0	0-6-6	2	16	1	0	0	0	35
at TCU (2/17/18)	Y	2-6	1-5	2-2	1-3-4	4	7	1	0	1	2	34
TOTALS	2/2	8-20	5-16	2-2	1-9-10	6	23	2	0	1	2	69

ASHLEY RAY

Date	ST	FG-A	3FG-A	FT-A	RB	PF	PTS	A	TO	BK	ST	MIN
TCU (1/24/18)												
at TCU (2/17/18)	N	0-0	0-0	0-0	0-0-0	0	0	0	0	0	0	2
TOTALS	0/1	0-0	0-0	0-0	0-0-0	0	0	0	0	0	0	2

PEYTON WILLIAMS

Date	ST	FG-A	3FG-A	FT-A	RB	PF	PTS	A	TO	BK	ST	MIN
TCU (1/18/17)	Y	1-1	0-0	1-1	0-2-2	0	3	2	3	0	0	10
at TCU (2/18/17)	Y	1-2	0-0	0-0	2-1-3	0	2	2	2	0	0	18
TCU (1/24/18)	Y	5-7	1-1	0-0	3-2-5	5	11	0	1	1	0	27
at TCU (2/17/18)	Y	6-15	1-2	8-8	0-9-9	1	21	1	3	1	1	38
TOTALS	4/4	13-25	2-3	9-9	5-14-19	6	37	5	9	2	1	93

* Denotes Big 12 Conference Tournament Game

School	First/Last Meeting	W-L	School	First/Last Meeting	W-L	School	First/Last Meeting	W-L	School	First/Last Meeting	W-L
Abilene Christian	2014/2015	2-0	Houston	1977/1977	1-0	Northwestern State	1973/1973	0-1	Texas Southern	2000/2012	2-0
Air Force	1980/1980	1-0	Idaho	1995/1999	3-0	Notre Dame	2003/2012	0-2	Texas Women's College	1973/1979	2-0
Akron	2015/2015	1-0	Idaho State	2006/2012	2-0	Ohio	1995/1996	0-2	Towson	1970/1970	1-0
Alabama	1999/2005	1-1	Illinois	1981/2012	3-0	Ohio State	1975/1998	2-4	Tulane	2007/2007	0-1
Alabama State	1990/1999	2-0	Illinois-Chicago	1991/1992	0-2	Oklahoma	1976/2018	26-39	Tulsa	1980/2016	4-0
Alcorn State	2006/2008	2-0	Illinois State	1975/2012	8-1	Oklahoma City	1981/1981	1-0	UC Davis	2009/2018	2-1
Altus Junior College	1973/1973	1-0	Immaculata College	1974/1975	0-2	Oklahoma State	1976/2018	36-33	UCLA	1978/2017	0-4
American	1986/1986	1-0	Indiana	1991/1991	0-1	Old Dominion	1979/2002	2-3	UC Santa Barbara	1986/2013	3-0
Arizona State	1988/2003	1-2	Indiana State	2008/2010	2-1	Oral Roberts	1984/2014	6-2	UC Riverside	2013/2013	1-0
Arkansas	1982/2009	3-2	IUPUI	2001-2001	1-0	Oregon	1999/1999	0-1	UMKC	1986/2014	8-3
Arkansas-Pine Bluff	2003/2012	2-0	Iowa	1979/2011	4-1	Oregon State	1983/1983	0-1	UNLV	1976/2012	4-2
Arkansas State	1994/2009	2-4	Iowa State	1974/2018	52-39	Pacific Christian	1981/1981	1-0	USC	2003/2003	1-0
Army	1998/1998	1-0	Jackson State	1981/1981	1-0	Parsons College	1971/1971	0-4	Utah	1977/2018	3-4
Auburn	2007/2016	2-0	Jacksonville	2008/2008	1-0	Penn State	2003/2017	2-1	UTEP	1996/2016	4-3
Ball State	2003/2012	2-0	J.F. Kennedy College	1970/1975	1-3	Penn	1991/1991	0-1	Valdosta State	1979/1979	0-1
Baylor	1972/2018	9-34	Kansas	1969/2018	73-46	Pepperdine	1980/2005	2-0	Valparaiso	2004/2004	1-0
Benedictine College	1972/1974	4-0	Kent State	1998/2002	2-1	Pfeiffer	1978/1978	1-0	Vanderbilt	2005/2009	0-2
Bethany College	1974/1975	2-0	Lafayette	1992/1992	1-0	Phillips	1973/1977	2-3	Vermont	1990/2012	2-0
Bethel College	1969/1970	5-0	Lamar	1972/2016	4-0	Pittsburg State	1969/1981	3-0	Villanova	2005/2005	1-0
Boise State	1975/1975	1-0	Liberty	2005/2005	0-1	Pittsburgh	1981/1981	1-0	Virginia	2013/2013	1-0
Boston University	1980/1981	1-1	Lipscomb	2007/2007	1-0	Portland State	1983/1983	1-0	Virginia State	1981/1981	1-0
Bowling Green	1989/2005	2-0	Little Rock	1987/2017	2-1	Princeton	2000/2016	3-0	Washburn	1972/2004	6-0
Bradley	1995/1996	2-0	Long Beach State	1973/1990	1-3	Purdue	1991/2011	0-4	Washington	2007/2008	2-0
BYU	1978/2011	3-0	LSU	1976/2016	4-2	Queens	1971/1971	1-0	Washington State	1980/2009	4-0
Cal Poly Pomona	1979/1979	1-0	Louisville	2008/2008	0-1	Quincy	1993/1993	1-0	Wayland Baptist	1969/1981	3-10
Cal State Fullerton	1982/1986	2-0	Louisiana Tech	1977/2007	2-6	Radford	1988/1988	0-1	Wayne State	1970/1976	3-4
Central Arkansas	2009/2009	1-0	Loyola	2001/2001	1-0	Ranger JC	1969/1970	0-2	Weatherford JC	1976/1976	1-0
Central Connecticut St.	2005/2005	1-0	Loyola-Chicago	1992/1993	2-0	Rhode Island	1976/1976	1-0	Weber State	2003/2006	2-0
Central Michigan	1976/1985	3-0	Loyola Marymount	1986/2007	2-0	Rice	2006/2006	1-0	West Texas State	1970/1970	1-0
Central Missouri	1972/1988	13-7	Luther College	1977/1977	1-0	Richmond	2001/2001	1-0	West Virginia	2013/2018	3-10
Chapman College	1987/1987	1-0	Marist	2011/2011	1-0	Rockhurst College	1987/1987	1-0	Western Carolina	1970/1970	0-1
Charlotte	2012/2013	2-0	Martin Luther King	1974/1974	1-0	Rutgers	1980/1980	0-1	Western Illinois	1986/2015	7-0
Chattanooga	1999/2008	2-0	Marquette	1997/2006	1-1	St. Bonaventure	1993/1993	1-0	Western Kentucky	1986/2006	1-1
Cheyney State	1980/1982	1-1	Maryland	1989/1989	0-1	St. Mary of the Plains	1975/1987	2-0	Western Michigan	2000/2003	3-0
Chicago State	2015/2017	3-0	Marymount College	1969/1981	4-0	St. John's	2010/2010	1-0	Wichita State	1971/2014	41-8
Claremore JC	1975/1975	1-0	McPherson College	1970/1973	6-2	Saint Joseph's (Pa.)	1997/2006	1-2	William Jewell	2014/2014	1-0
Clemson	1978/1990	2-1	Memphis	1980/1996	2-2	Saint Mary's (Calif.)	1993/1993	0-1	William Penn	1974/1977	3-9
Cleveland State	1988/1988	1-0	Mercer	1991/1991	1-0	Saint Louis	1992/2018	3-0	Wisconsin-Green Bay	1991/2007	4-2
College of Charleston	2010/2010	1-0	Miami (Ohio)	1991/1991	0-1	Saint Peter's (N.J.)	2006/2006	1-0	Wisconsin-La Crosse	1976/1976	1-0
Colorado	1979/2011	35-33	Michigan	1994/1995	1-1	Sacramento State	1994/2003	3-0	Wyoming	1979/2007	4-3
Colorado State	1988/1988	1-0	Michigan State	2007/2007	0-1	Sam Houston State	2015/2015	1-0	Yale	1997/2010	2-0
Connecticut	2012/2016	0-3	Middle Tennessee State	2001/2010	2-1	Samford	2014/2014	1-0			
Creighton	1980/2009	15-5	Midland Lutheran	1972/1974	2-0	San Diego State	1990/1998	2-1			
Dartmouth	2010/2011	2-0	Minnesota	1977/2004	11-6	Santa Clara	1998/2006	3-0			
DePaul	1997/1997	0-1	Mississippi	1977/1977	0-1	Seminole Junior College	1970/1971	0-4			
Delaware State	2006/2006	1-0	Mississippi Gulf Coast JC	1977/1977	1-0	Seton Hall	1980/1980	1-0			
Detroit	1981/2006	4-0	Mississippi State	1982/1982	0-1	Simpson	1977/1977	1-0			
Dickinson State	1972/1974	2-0	Mississippi Valley St.	2006/2012	2-0	SMU	1990/2013	1-1			
District of Columbia	1994/1994	1-0	Missouri	1976/2017	45-38	South Alabama	1988/1988	1-0			
Drake	1978/2017	13-5	Missouri-Rolla	1992/1995	4-0	South Carolina	1973/2016	2-2			
Drexel	2009/2009	1-0	Missouri-St. Louis	1993/1993	1-0	South Dakota	1981/2015	5-0			
Duke	2005/2005	0-1	Missouri State	1972/2011	13-3	South Dakota State	1973/2011	5-0			
East Carolina	1973/1973	1-0	Missouri Western	1992/1992	1-0	South Florida	2000/2000	1-0			
Eastern Illinois	1994/1994	1-0	Montana	1983/1989	2-1	Southern	1997/2015	2-0			
Eastern Kentucky	1998/1998	1-0	Montclair State	1976/1976	0-1	Southern Connecticut St.	1973/1976	0-2			
Eastern Michigan	1998/1999	2-0	Nebraska	1975/2011	46-33	Southern Illinois	1971/2007	3-0			
Eastern Washington	1989/1989	1-0	Nebraska-Omaha	1977/2017	4-0	SIUE	2014/2014	1-0			
Elon	2006/2006	1-0	Nevada	1996/1996	1-0	Southern State College	1969/1969	0-1			
Emporia State	1969/2006	9-0	New Hampshire	1992/2005	2-0	Southern Utah	2007/2007	1-0			
Florida	1996/1996	0-1	New Mexico	1977/1980	2-2	Southeast Missouri St.	2003/2003	1-0			
Florida A&M	2017/2017	1-0	Nicholls State	1990/1996	2-0	Southwestern College	1969/1971	3-0			
Florida Atlantic	2015/2015	1-0	Northern Arizona	2001/2001	1-0	Stanford	2003/2017	0-2			
Florida International	1988/2006	1-1	North Carolina	1971/1971	0-1	Stephen F. Austin	1972/2017	4-2			
Fordham	1980/1980	1-0	North Carolina State	1999/2016	1-2	TCU	1999/2018	6-7			
Fort Hays State	1970/1976	12-2	UNC Wilmington	1992/2006	2-0	Temple	2003/2003	1-0			
Fresno State	2006/2006	1-0	North Dakota	2010/2010	1-0	Temple JC	1976/1976	1-0			
George Washington	1995/2016	1-1	North Dakota State	1985/2011	2-0	Tennessee	1977/1985	0-4			
Georgia	1983/1983	0-1	North Texas	1983/2017	2-0	Tennessee Tech	1977/1977	0-2			
Georgia Tech	2001/2003	2-0	Northeast Louisiana	1984/1984	0-1	Tennessee State	1999/2013	3-0			
Georgia State	1989/2001	3-0	Northeastern Illinois	1994/1994	1-0	Texas	1982/2018	14-22			
Grambling State	1984/2014	10-0	Northern Arizona	1988/1988	1-0	Texas A&M	1976/2012	13-9			
Grand View College	1974/1976	3-2	Northern Illinois	1984/2003	4-0	Texas A&M-Corpus Christi	2000/2000	1-0			
Hampton	1996/2014	2-1	Northern Iowa	1992/2017	1-2	Texas-Arlington	2008/2017	5-0			
Harvard	2001/2003	2-0	Northern Oklahoma JC	1973/1973	1-0	UTRGV	1987/2015	3-0			
Haskell JC	1972/1974	4-0	Northwest Missouri St.	1972/1978	3-3	Texas-San Antonio	2003/2010	2-1			
High Point	1978/1978	1-0	Northwest Oklahoma St.	1977/1977	1-0	Texas State	1972/2007	2-0			
Hofstra	2011/2011	0-1	Northwestern	1983/2011	3-3	Texas Tech	1978/2018	21-13			

2018-19 Opponents in BOLD

AMERICA EAST	FIRST/LAST	RECORD
New Hampshire	1992/2005	2-0
Vermont	2000/2010	2-0
TOTALS		4-0
AMERICAN ATHLETIC	FIRST/LAST	RECORD
Connecticut	2012/2016	0-3
Houston	1977/1977	1-0
Memphis	1980/1996	2-2
South Florida	2000/2000	1-0
SMU	1990/2013	1-1
Temple	2003/2003	1-0
Tulsa	1980/2016	4-0
Wichita State	1971/2014	41-8
TOTALS		51-14
ATLANTIC 10	FIRST/LAST	RECORD
Fordham	1980/1980	1-0
George Washington	1995/2016	1-1
Rhode Island	1976/1976	1-0
Richmond	2001/2001	1-0
St. Bonaventure	1993/1993	1-0
Saint Joseph's	1997/2005	1-2
Saint Louis	1992/2018	3-0
TOTALS		10-3
ATLANTIC COAST	FIRST/LAST	RECORD
Clemson	1978/1990	2-1
Duke	2005/2005	0-1
Georgia Tech	2001/2003	2-0
Louisville	2008/2008	0-1
North Carolina	1971/1971	0-1
North Carolina State	1999/2016	1-2
Notre Dame	2003/2012	0-2
Pittsburgh	1981/1981	1-0
Virginia	2013/2013	1-0
TOTALS		7-8
ATLANTIC SUN	FIRST/LAST	RECORD
Jacksonville	2008/2008	1-0
Lipscomb	2007/2007	1-0
Mercer	1991/1991	1-0
TOTALS		3-0
BIG 12	FIRST/LAST	RECORD
Baylor	1972/2018	9-34
Iowa State	1974/2018	52-39
Kansas	1969/2018	73-46
Oklahoma	1976/2018	26-39
Oklahoma State	1976/2018	36-33
TCU	1999/2018	6-7
Texas	1982/2018	14-22
Texas Tech	1978/2018	21-13
West Virginia	2013/2018	3-10
TOTALS		374-349* ^
BIG EAST	FIRST/LAST	RECORD
Creighton	1980/2009	15-5
DePaul	1997/1997	0-1
Marquette	1997/2006	1-1
St. John's	2010/2010	1-0
Seton Hall	1980/1980	1-0
Villanova	2005/2005	1-0
TOTALS		19-7
BIG SKY	FIRST/LAST	RECORD
Eastern Washington	1989/1989	1-0
Idaho State	2006/2012	2-0
Montana	1983/1989	2-1
North Dakota	2010/2010	1-0
Northern Arizona	1988/2001	2-0
Portland State	1983/1983	1-0
Sacramento State	1994/2003	3-0
Southern Utah	2007/2007	1-0
Weber State	2003/2006	2-0
TOTALS		15-1
BIG SOUTH	FIRST/LAST	RECORD
Liberty	2005/2005	0-1
Radford	1988/1988	0-1
TOTALS		0-2
BIG TEN	FIRST/LAST	RECORD
Illinois	1981/2013	3-0
Indiana	1991/1991	0-1
Iowa	1979/2010	4-1
Maryland	1989/1989	0-1
Michigan	1994/1995	1-1
Michigan State	2007/2007	0-1
Minnesota	1977/2004	11-6
Nebraska	1975/2011	46-33*
Northwestern	1983/2011	3-3
Ohio State	1975/1998	2-4
Penn State	2003/2017	2-1
Purdue	1991/2011	0-4
Rutgers	1980/1980	0-1
Wisconsin	2006/2006	0-1
TOTALS		72-58*

BIG WEST	FIRST/LAST	RECORD
Cal State Fullerton	1982/1986	2-0
Hawaii	2009/2009	0-1
Long Beach State	1973/1990	1-3
UC Davis	2009/2018	2-1
UC Riverside	2013/2013	1-0
UC Santa Barbara	1986/2013	3-0
TOTALS		9-5
COLONIAL	FIRST/LAST	RECORD
College of Charleston	2010/2010	1-0
Drexel	2009/2009	1-0
Hofstra	2011/2011	0-1
UNC Wilmington	1992/2006	2-0
Towson	1970/1970	1-0
VCU	2009/2009	1-0
TOTALS		6-1
CONFERENCE USA	FIRST/LAST	RECORD
Charlotte	2012/2013	2-0
East Carolina	1973/1973	1-0
Florida Atlantic	2015/2015	1-0
Florida International	1988/2006	1-1
Louisiana Tech	1977/2006	2-6
Middle Tennessee State	2001/2010	2-1
North Texas	1983/2017	2-0
Old Dominion	1979/2002	2-3
Rice	2006/2006	1-0
Tulane	2007/2007	0-1
UTEP	1996/2016	4-3
UTSA	2003/2010	3-1
TOTALS		23-16
HORIZON	FIRST/LAST	RECORD
Cleveland State	1988/1988	1-0
Detroit	1981/2006	4-0
Green Bay	1991/2007	4-2
Illinois-Chicago	1991/1992	0-2
TOTALS		9-4
IVY LEAGUE	FIRST/LAST	RECORD
Dartmouth	2010/2011	2-0
Harvard	2001/2003	2-0
Penn	1991/1991	0-1
Princeton	2000/2016	3-0
Yale	1997/2010	2-0
TOTALS		9-1
METRO ATLANTIC	FIRST/LAST	RECORD
Marist	2011/2011	1-0
St. Peter's (N.J.)	2006/2006	1-0
TOTALS		2-0
MID-AMERICAN	FIRST/LAST	RECORD
Akron	2015/2015	1-0
Ball State	2003/2012	2-0
Bowling Green	1989/2005	2-0
Central Michigan	1976/1985	3-0
Eastern Michigan	1998/1999	2-0
Kent State	1998/2002	2-1
Miami (Ohio)	1991/1991	0-1
Northern Illinois	1984/2003	4-0
Ohio	1995/1996	0-2
Western Michigan	2000/2003	3-0
TOTALS		19-4
MID-EASTERN	FIRST/LAST	RECORD
Delaware State	2006/2006	1-0
Florida A&M	2017/2017	1-0
Hampton	1996/2014	2-1
TOTALS		4-1
MISSOURI VALLEY	FIRST/LAST	RECORD
Bradley	1995/1996	2-0
Drake	1978/2016	13-5
Illinois State	1975/2012	8-1
Indiana State	2008/2010	2-1
Loyola-Chicago	1992/1993	2-0
Missouri State	1972/2009	13-3
Northern Iowa	1992/2017	1-2
Southern Illinois	1971/2007	3-0
Valparaiso	2004/2004	1-0
TOTALS		44-12
MOUNTAIN WEST	FIRST/LAST	RECORD
Boise State	1975/1975	1-0
Colorado State	1988/1988	1-0
Fresno State	2006/2006	1-0
Nevada	1996/1996	1-0
New Mexico	1977/1980	2-2
San Diego State	1990/1998	2-1
UNLV	1976/2012	4-2
Wyoming	1979/2007	4-3
TOTALS		17-9
NORTHEAST	FIRST/LAST	RECORD
Central Connecticut State	2005/2005	1-0
TOTALS		1-0

OHIO VALLEY	FIRST/LAST	RECORD
Eastern Illinois	1994/1994	1-0
Eastern Kentucky	1998/1998	1-0
SIUE	2014/2014	1-0
Southeast Missouri State	2003/2003	1-0
Tennessee State	2000/2013	3-0
Tennessee Tech	1977/1977	0-2
TOTALS		7-2
PACIFIC-12	FIRST/LAST	RECORD
Arizona State	1988/2003	1-2
Colorado	1979/2011	35-33*
Oregon	1999/1999	0-1
Oregon State	1983/2001	1-1
Stanford	2003/2016	0-2
UCLA	1978/2017	0-4
USC	2003/2003	1-0
Utah	1977/2018	3-4
Washington	2007/2008	2-0
Washington State	1980/2009	3-0
TOTALS		47-47*
PATRIOT LEAGUE	FIRST/LAST	RECORD
American	1986/1986	1-0
Army	1998/1998	1-0
Boston University	1980/1981	1-1
Lafayette	1992/1992	1-0
Loyola (Md.)	2001/2001	1-0
TOTALS		5-1
SOUTHEASTERN	FIRST/LAST	RECORD
Alabama	1999/2005	1-1
Arkansas	1982/2009	3-2
Auburn	2007/2016	2-0
Florida	1996/1996	0-1
Georgia	1983/1983	0-1
LSU	1976/2016	4-2
Mississippi	1977/1977	0-1
Mississippi State	1982/1982	0-1
Missouri	1976/2017	45-38*
South Carolina	1973/2016	2-2
Tennessee	1977/1985	0-4
Texas A&M	1976/2012	13-9*
Vanderbilt	2005/2009	0-2
TOTALS		70-64*
SOUTHERN	FIRST/LAST	RECORD
Chattanooga	1999/2008	2-0
Elon	2006/2006	1-0
Samford	2014/2014	1-0
Western Carolina	1970/1970	0-1
TOTALS		4-1
SOUTHLAND	FIRST/LAST	RECORD
Abilene Christian	2014/2015	2-0
Central Arkansas	2009/2009	1-0
Lamar	1972/2016	4-0
Nicholls State	1990/1996	2-0
Northwestern State	1973/1973	0-1
Sam Houston State	2015/2015	1-0
Stephen F. Austin	1972/2017	4-2
Texas A&M-Corpus Christi	2000/2000	1-0
TOTALS		15-3
SWAC	FIRST/LAST	RECORD
Alabama State	1990/1999	2-0
Alcorn State	2006/2008	2-0
Arkansas-Pine Bluff	2003/2012	2-0
Grambling State	1984/2014	10-0
Jackson State	1981/1981	1-0
Mississippi Valley State	2006/2012	2-0
Southern	1998/2015	2-0
Texas Southern	2000/2012	2-0
TOTALS		22-0
THE SUMMIT LEAGUE	FIRST/LAST	RECORD
North Dakota State	1985/2011	2-0
Omaha	1977/2017	4-0
Oral Roberts	1984/2014	6-2
South Dakota	1981/2015	5-0
South Dakota State	1973/2011	5-0
Western Illinois	1986/2015	7-0
TOTALS		29-2
SUN BELT	FIRST/LAST	RECORD
Arkansas-Little Rock	2007/2017	2-0
Arkansas State	1994/2009	2-4
Georgia State	1989/2001	3-0
Louisiana-Monroe	1984/1984	0-1
South Alabama	1988/1988	1-0
UT-Arlington	2008/2017	5-0
Western Kentucky	1986/2006	1-1
TOTALS		14-6

WEST COAST	FIRST/LAST	RECORD
BYU	1978/2011	3-0
Loyola Marymount	1986/2007	2-0
Pepperdine	1980/2005	2-0
Saint Mary's (Calif.)	1993/1993	0-1
Santa Clara	1998/2006	3-0
TOTALS		8-1
WESTERN ATHLETIC	FIRST/LAST	RECORD
Chicago State	2015/2017	3-0
Idaho	1995/1999	3-0
Texas State	1972/2007	2-0
UT Rio Grande Valley	1987/2015	3-0
UMKC	1986/2014	8-3
TOTALS		18-3

* - Includes games against former Big 12 members
^ - includes Big Eight & Big 12 Championship games

Abilene Christian **K-State leads 2-0**
H: 2-0 A: 0-0 N: 0-0
 11/16/15.....W... 76-45 Manhattan, Kan.
 12/22/14.....W... 68-53 Manhattan, Kan.

Air Force **K-State leads 1-0**
H: 0-0 A: 0-0 N: 1-0
 1/3/80.....W... 92-52 Wichita, Kan.

Akron **K-State leads 1-0**
H: 1-0 A: 0-0 N: 0-0
 3/19/15.....W... 86-68+ Manhattan, Kan.
 + Postseason WNIT

Alabama **Series Tied 1-1**
H: 0-0 A: 0-0 N: 1-1
 12/18/04.....W... 71-52 Springfield, Mo.
 11/26/99.....L... 72-73 Cancun, Mexico

Alabama State **K-State leads 2-0**
H: 2-0 A: 0-0 N: 0-0
 12/3/99.....W... 80-32 Manhattan, Kan.
 11/23/90.....W... 103-57 Manhattan, Kan.

Alcorn State **K-State leads 2-0**
H: 2-0 A: 0-0 N: 0-0
 12/5/08.....W... 80-22 Manhattan, Kan.
 12/2/06.....W... 81-41 Manhattan, Kan.

Altus Junior College **K-State leads 1-0**
H: 0-0 A: 1-0 N: 0-0
 11/22/73.....W... 31-22 Enid, Okla.

American **K-State leads 1-0**
H: 0-0 A: 0-0 N: 1-0
 12/5/86.....W... 54-51 Ruston, La.

Arizona State **ASU leads 2-1**
H: 0-0 A: 0-1 N: 1-1
 11/28/03.....W... 59-50 Freeport, Bahamas
 11/25/01.....L... 58-76 St. Thomas, V.I.
 1/4/88.....L... 73-75 Tempe, Ariz.

Arkansas **K-State leads 3-2**
H: 3-0 A: 0-2 N: 0-0
 12/2/09.....L... 58-60 Fayetteville, Ark.
 12/6/08.....W... 65-56 Manhattan, Kan.
 3/17/02.....W... 82-68# Manhattan, Kan.
 11/26/82.....W... 86-79 Manhattan, Kan.
 1/2/82.....L... 53-68 Fayetteville, Ark.
 # NCAA Midwest Second Round

Arkansas-Pine Bluff **K-State leads 2-0**
H: 2-0 A: 0-0 N: 0-0
 11/11/12.....W... 89-55 Manhattan, Kan.
 12/2/02.....W... 115-37 Manhattan, Kan.

Arkansas State **ASU leads 4-2**
H: 1-1 A: 1-2 N: 0-1
 11/16/09.....L... 73-77 (OT) Manhattan, Kan.
 11/25/08.....W... 69-58 Jonesboro, Ark.
 3/11/99.....L... 70-83# Jonesboro, Ark.
 1/23/96.....L... 64-73 (OT) Jonesboro, Ark.
 12/31/95.....W... 63-58 ^ Manhattan, Kan.
 12/9/94.....L... 55-60 Washington, D.C.
 # Postseason WNIT

Army **K-State leads 1-0**
H: 1-0 A: 0-0 N: 0-0
 12/4/98.....W... 87-58 Manhattan, Kan.

Auburn **K-State leads 2-0**
H: 2-0 A: 0-0 N: 0-0
 12/1/16.....W... 71-66 Manhattan, Kan.
 3/25/07.....W... 67-54 + Manhattan, Kan.
 + Postseason WNIT

Ball State **K-State leads 2-0**
H: 2-0 A: 0-0 N: 0-0
 3/28/13.....W... 60-48+ Manhattan, Kan.
 11/15/02.....W... 71-61! Manhattan, Kan.
 + Postseason WNIT
 ! Preseason WNIT

Baylor **Baylor leads 34-9**
H: 4-10 A: 1-14 N: 4-10
 3/3/18.....L... 54-83% Oklahoma City, Okla.
 1/20/18.....L... 50-75 Waco, Texas
 12/28/17.....L... 58-88 Manhattan, Kan.

3/5/17.....L... 71-88% Oklahoma City, Okla.
 1/25/17.....L... 49-91 Manhattan, Kan.
 12/29/16.....L... 57-87 Waco, Texas
 2/27/16.....L... 52-63 Manhattan, Kan.
 2/3/16.....L... 52-87 Waco, Texas
 3/7/15.....L... 70-82% Dallas, Texas
 1/24/15.....L... 46-68 Waco, Texas
 1/6/15.....L... 44-74 Manhattan, Kan.
 1/22/14.....L... 48-71 Waco, Texas
 1/2/14.....L... 62-92 Manhattan, Kan.
 3/9/13.....L... 47-80% Dallas, Texas
 3/4/13.....L... 68-90 Waco, Texas
 1/16/13.....L... 69-90 Manhattan, Kan.
 3/9/12.....L... 65-86% Kansas City, Mo.
 2/4/12.....L... 41-70 Manhattan, Kan.
 1/21/12.....L... 41-76 Waco, Texas
 3/11/11.....L... 53-86% Kansas City, Mo.
 2/23/11.....L... 48-75 Waco, Texas
 2/3/10.....L... 47-65 Manhattan, Kan.
 2/7/09.....L... 50-59 Waco, Texas
 2/2/08.....L... 49-63 Manhattan, Kan.
 1/20/07.....L... 70-79 Waco, Texas
 3/8/06.....L... 74-79% (OT) Dallas, Texas
 2/25/06.....L... 70-79 Manhattan, Kan.
 3/12/05.....L... 55-68% Kansas City, Mo.
 2/2/05.....L... 62-72 Waco, Texas
 1/27/04.....W... 85-65 Manhattan, Kan.
 3/12/03.....W... 77-60% Dallas, Texas
 2/8/03.....W... 65-53 Waco, Texas
 1/5/02.....W... 89-75 Manhattan, Kan.
 3/6/01.....L... 44-60% Kansas City, Mo.
 2/28/01.....L... 57-74 Waco, Texas
 1/12/00.....W... 73-58 Manhattan, Kan.
 1/20/99.....L... 53-82 Waco, Texas
 3/3/98.....W... 75-66% (OT) Kansas City, Mo.
 1/24/98.....W... 62-59 Manhattan, Kan.
 3/1/97.....L... 76-81 Waco, Texas
 11/30/84.....W... 62-56 Wichita, Kan.
 11/26/76.....L... 54-68 Plainview, Texas
 2/25/72.....W... 66-48 Houston, Texas
 % Big 12 Conference Championship

Benedictine College **K-State leads 4-0**
H: 2-0 A: 2-0 N: 0-0
 1/29/74.....W... 68-30 Manhattan, Kan.
 1/15/74.....W... 63-24 Atchison, Kan.
 2/11/72.....W... 65-26 Atchison, Kan.
 1/22/72.....W... 44-25 Manhattan, Kan.

Bethany College **K-State leads 2-0**
H: 0-0 A: 1-0 N: 1-0
 2/28/75.....W... 77-44 Hays, Kan.
 3/1/74.....W... 63-35 Lindsborg, Kan.

Bethel College **K-State leads 5-0**
H: 0-0 A: 0-0 N: 1-0
 2/21/70.....W... 52-30 N. Newton, Kan.
 12/13/69.....W... 63-17 Manhattan, Kan.
 2/22/69.....W... 40-39 site unavailable
 2/7/69.....W... 51-44 site unavailable
 N/A.....W... 38-25 site unavailable

Boise State **K-State leads 1-0**
H: 0-0 A: 0-0 N: 1-0
 3/20/75.....W... 65-37\$ Harrisonburg, Va.
 \$ AIAW National Tournament

Boston University **Series Tied 1-1**
H: 0-0 A: 1-0 N: 0-1
 2/6/81.....L... 59-62 University Park, Pa.
 3/12/80.....W... 72-68\$ Boston, Mass.
 \$ AIAW National Tournament

Bowling Green **K-State leads 2-0**
H: 0-0 A: 0-0 N: 2-0
 3/19/05.....W... 70-60\$ Seattle, Wash.
 12/1/89.....W... 72-60 Missoula, Mont.
 \$ NCAA Kansas City Regional First Round

Bradley **K-State leads 2-0**
H: 1-0 A: 1-0 N: 0-0
 11/24/96.....W... 71-49 Peoria, Ill.
 11/24/95.....W... 61-50 Manhattan, Kan.

BYU **K-State leads 3-0**
H: 1-0 A: 1-0 N: 1-0
 11/16/11.....W... 59-46 Manhattan, Kan.
 11/27/09.....W... 65-62 Provo, Utah
 11/24/78.....W... 101-96 Albuquerque, N.M.

Cal Poly Pomona **K-State leads 1-0**
H: 0-0 A: 0-0 N: 1-0
 11/23/79.....W... 78-75 Albuquerque, N.M.

Cal State Fullerton **K-State leads 2-0**
H: 1-0 A: 1-0 N: 0-0
 12/30/86.....W... 80-68 Fullerton, Calif.
 12/31/82.....W... 88-71 Manhattan, Kan.

Central Arkansas **K-State leads 1-0**
H: 1-0 A: 0-0 N: 0-0
 1/3/09.....W... 81-38 Manhattan, Kan.

Central Connecticut State **K-State leads 1-0**
H: 1-0 A: 0-0 N: 0-0
 1/2/05.....W... 77-23 Manhattan, Kan.

Central Michigan **K-State leads 3-0**
H: 1-0 A: 1-0 N: 1-0
 11/29/85.....W... 82-63 Minneapolis, Minn.
 11/24/84.....W... 75-60 Manhattan, Kan.
 2/6/76.....W... 61-51 Normal, Ill.

Central Missouri **K-State leads 13-7**
H: 8-1 A: 4-4 N: 1-2
 12/6/88.....W... 55-53 Manhattan, Kan.
 11/26/83.....W... 93-70 Manhattan, Kan.
 11/27/82.....W... 88-75 Manhattan, Kan.
 3/5/82.....W... 66-61 Manhattan, Kan.
 12/18/81.....W... 66-64 Warrensburg, Mo.
 2/27/81.....W... 78-73 Manhattan, Kan.
 3/1/80.....L... 60-73& Pittsburg, Kan.
 2/19/80.....L... 73-79 Warrensburg, Mo.
 2/19/79.....W... 81-74 Manhattan, Kan.
 2/14/78.....L... 57-73 Warrensburg, Mo.
 11/30/77.....W... 74-69 Kansas City, Mo.
 2/14/77.....W... 77-61 Manhattan, Kan.
 1/19/76.....L... 62-64 Warrensburg, Mo.
 1/14/75.....W... 67-56 Manhattan, Kan.
 1/19/74.....W... 46-41 Warrensburg, Mo.
 12/10/73.....L... 52-54 Manhattan, Kan.
 3/9/73.....W... 45-41 Warrensburg, Mo.
 1/30/73.....L... 57-59 Warrensburg, Mo.
 1/19/73.....W... 59-53 Warrensburg, Mo.
 3/9/72.....L... 57-65# Springfield, Mo.
 & AIAW Southern Subsectional
 # AIAW Region VI Tournament

Chapman College **K-State leads 1-0**
H: 0-0 A: 1-0 N: 0-0
 1/2/87.....W... 95-51 Orange, Calif.

Charlotte **K-State leads 2-0**
H: 1-0 A: 1-0 N: 0-0
 11/10/13.....W... 73-65 Manhattan, Kan.
 11/24/12.....W... 67-63 Charlotte, N.C.

Chattanooga **K-State leads 2-0**
H: 2-0 A: 1-0 N: 1-0
 3/23/08.....W... 69-59\$ Bridgeport, Conn.
 12/28/99.....W... 69-55 Chattanooga, Tenn.
 \$ NCAA New Orleans Regional First Round

Cheyney State **Series Tied 1-1**
H: 0-0 A: 0-0 N: 1-1
 3/20/82.....L... 71-93@ Raleigh, N.C.
 1/25/80.....W... 68-51 Lawrence, Kan.
 @ NCAA East Regional Elite Eight

Chicago State **K-State leads 3-0**
H: 2-0 A: 1-0 N: 0-0
 12/18/17.....W... 99-51 Manhattan, Kan.
 11/11/16.....W... 83-33 Manhattan, Kan.
 2/5/15.....W... 63-54 Chicago, Ill.

Claremore JC **K-State leads 1-0**
H: 0-0 A: 0-0 N: 1-0
 11/28/75.....W... 78-46 Springfield, Mo.

Clemson **K-State leads 2-1**
H: 0-1 A: 1-0 N: 1-0
 11/25/90.....L... 61-68 Manhattan, Kan.
 1/5/83.....W... 92-72 Clemson, S.C.
 12/23/78.....W... 73-70 Chapel Hill, N.C.

Cleveland State **K-State leads 1-0**
H: 0-0 A: 0-0 N: 1-0
 1/4/89.....W... 77-43 Miami, Fla.

College of Charleston **K-State leads 1-0**
H: 0-0 A: 1-0 N: 0-0
 11/27/10.....W... 56-46 Charleston, S.C.

Colorado **K-State leads 35-33**
H: 18-13 A: 13-16 N: 4-4
 2/16/11.....W... 78-51 Manhattan, Kan.
 1/26/11.....W... 72-59 Boulder, Colo.
 3/3/10.....W... 72-70 Boulder, Colo.
 1/20/10.....L... 57-63 Manhattan, Kan.
 3/12/09.....W... 68-51% Oklahoma City, Okla.
 3/7/09.....W... 71-61 Boulder, Colo.
 2/21/09.....W... 72-60 Manhattan, Kan.
 2/23/08.....L... 68-73 Boulder, Colo.
 1/19/08.....W... 67-60 Manhattan, Kan.
 2/14/07.....L... 58-60 Manhattan, Kan.
 1/31/07.....L... 55-66 Boulder, Colo.
 2/8/06.....W... 67-62 Boulder, Colo.
 1/14/06.....W... 85-66 Manhattan, Kan.
 2/19/05.....W... 73-51 Manhattan, Kan.
 1/29/05.....W... 81-70 Boulder, Colo.
 2/8/04.....W... 79-53 Manhattan, Kan.
 1/10/04.....W... 76-69 Boulder, Colo.
 3/1/03.....W... 67-59 Boulder, Colo.
 1/11/03.....W... 61-36 Manhattan, Kan.
 2/23/02.....L... 58-79 Boulder, Colo.
 1/9/02.....W... 75-72 Manhattan, Kan.
 2/24/01.....L... 56-74 Boulder, Colo.
 1/6/00.....L... 62-67 Manhattan, Kan.
 3/1/00.....W... 64-47 Manhattan, Kan.
 2/16/00.....W... 62-54 Boulder, Colo.
 3/2/99.....W... 55-51% Kansas City, Mo.
 2/17/99.....L... 54-57 Manhattan, Kan.
 2/6/99.....W... 59-57 Boulder, Colo.
 1/31/98.....L... 52-56 Boulder, Colo.
 1/21/98.....W... 64-52 Manhattan, Kan.
 3/8/97.....L... 44-54% Kansas City, Mo.
 2/19/97.....W... 68-62 Manhattan, Kan.
 1/29/97.....L... 58-71 Boulder, Colo.
 2/4/96.....L... 50-54 Boulder, Colo.
 1/7/96.....L... 58-64 Manhattan, Kan.
 2/26/95.....L... 74-77 Manhattan, Kan.
 1/27/95.....L... 66-76 Boulder, Colo.
 2/6/94.....L... 57-66 Boulder, Colo.
 1/7/94.....L... 58-65 Manhattan, Kan.
 3/6/93.....L... 41-55* Salina, Kan.
 2/7/93.....L... 51-61 Manhattan, Kan.
 1/8/93.....L... 33-61 Boulder, Colo.
 3/7/92.....L... 27-79* Salina, Kan.
 2/26/92.....L... 42-65 Manhattan, Kan.
 2/5/92.....L... 56-69 Boulder, Colo.
 2/13/91.....L... 68-71 Manhattan, Kan.
 1/12/91.....L... 74-75 Boulder, Colo.
 2/11/90.....L... 69-82 Boulder, Colo.
 1/13/90.....W... 71-67 Manhattan, Kan.
 2/15/89.....L... 71-87 Boulder, Colo.
 1/14/89.....L... 63-75 Manhattan, Kan.
 2/17/88.....L... 70-86 Manhattan, Kan.
 1/23/88.....L... 58-84 Boulder, Colo.
 2/11/87.....W... 85-78 (OT) Manhattan, Kan.
 1/21/87.....W... 71-61 Boulder, Colo.
 3/6/86.....L... 56-57* Kansas City, Mo.
 2/8/86.....L... 57-69 Manhattan, Kan.
 1/18/86.....W... 67-55 Boulder, Colo.
 2/23/85.....W... 78-60 Manhattan, Kan.
 1/19/85.....W... 89-74 Boulder, Colo.
 2/16/84.....W... 94-67 Manhattan, Kan.
 1/25/84.....W... 77-55 Boulder, Kan.
 3/11/83.....W... 97-63* Norman, Okla.
 2/19/83.....L... 67-84 Boulder, Colo.
 1/15/83.....W... 75-59 Manhattan, Kan.
 1/16/82.....W... 76-71 Manhattan, Kan.
 1/19/80.....W... 81-69* Columbia, Mo.
 12/6/79.....W... 106-75 Manhattan, Kan.
 % Big 12 Conference Championship
 * Big Eight Conference Tournament

Colorado State **K-State leads 1-0**
H: 1-0 A: 0-0 N: 0-0
 11/25/88.....W... 70-56 Manhattan, Kan.

Connecticut **UConn leads 3-0**
H: 0-1 A: 0-1 N: 0-1
 12/11/16.....L... 58-75 Manhattan, Kan.
 11/23/15.....L... 57-97 Hartford, Conn.
 3/19/12.....L... 26-72\$ Bridgeport, Conn.
 \$ NCAA Kingston Regional Second Round

Creighton **K-State leads 15-5**
H: 10-1 A: 5-4 N: 0-0
 11/23/09.....L... 54-63 Omaha, Neb.
 12/9/08.....W... 64-55 Manhattan, Kan.
 12/18/07.....L... 62-69 Omaha, Neb.
 11/13/06.....W... 94-79 Manhattan, Kan.
 12/19/05.....W... 69-59 Omaha, Neb.
 12/14/03.....W... 94-60 Manhattan, Kan.
 3/11/99.....W... 71-60+ Manhattan, Kan.
 11/30/91.....L... 57-77 Manhattan, Kan.
 12/15/90.....L... 75-83 Omaha, Neb.
 12/17/89.....W... 89-50 Manhattan, Kan.
 12/10/88.....W... 69-45 Omaha, Neb.
 12/2/87.....W... 67-60 (OT) Manhattan, Kan.
 12/13/86.....L... 59-62 Omaha, Neb.
 1/12/85.....W... 71-64 Manhattan, Kan.
 12/10/83.....W... 66-50 Manhattan, Kan.
 2/20/82.....W... 89-36 Manhattan, Kan.
 2/11/82.....W... 79-49 Omaha, Neb.
 12/21/82.....W... 81-62 Omaha, Neb.
 1/30/81.....W... 77-53 Manhattan, Kan.
 12/6/80.....W... 73-63 Omaha, Neb.
 + Postseason WNIT

Dartmouth **K-State leads 2-0**
H: 1-0 A: 1-0 N: 0-0
 12/12/11.....W... 54-20 Manhattan, Kan.
 12/29/10.....W... 69-49 Hanover, N.H.

Delaware State **K-State leads 1-0**
H: 1-0 A: 0-0 N: 0-0
 11/30/05.....W... 78-30 Manhattan, Kan.

DePaul **DePaul leads 1-0**
H: 0-0 A: 0-1 N: 0-0
 11/29/97.....L... 68-75 Chicago, Ill.

Detroit **K-State leads 4-0**
H: 3-0 A: 1-0 N: 0-0
 11/20/05.....W... 91-55 Manhattan, Kan.
 2/22/94.....W... 64-50 Detroit, Mich.
 11/27/93.....W... 69-56 Manhattan, Kan.
 12/20/81.....W... 70-35 Manhattan, Kan.

Dickinson State **K-State leads 2-0**
H: 1-0 A: 0-0 N: 1-0
 3/9/74.....W... 67-33 Manhattan, Kan.
 3/10/72.....W... 57-32# Springfield, Mo.
 # AIAW Region VI Tournament

District of Columbia **K-State leads 1-0**
H: 0-0 A: 1-0 N: 0-0
 12/10/94.....W... 83-64 Washington, D.C.

Drake **K-State leads 13-5**
H: 9-0 A: 3-4 N: 1-1
 3/18/17.....W... 67-54\$ Manhattan, Kan.
 12/9/00.....W... 69-63 Des Moines, Iowa
 11/19/99.....W... 59-57 Manhattan, Kan.
 11/22/98.....L... 67-88 Des Moines, Iowa
 11/25/97.....W... 82-76 Manhattan, Kan.
 12/5/87.....W... 76-65 Manhattan, Kan.
 12/11/86.....W... 73-72 Des Moines, Iowa
 12/14/85.....W... 76-64 Manhattan, Kan.
 12/4/84.....W... 68-78 Des Moines, Iowa
 12/8/83.....W... 68-58 Manhattan, Kan.
 2/16/82.....W... 82-74 Manhattan, Kan.
 12/22/82.....L... 79-82 Des Moines, Iowa
 3/13/81.....L... 69-76# Minneapolis, Minn.
 2/13/81.....L... 74-94 Des Moines, Iowa
 3/7/80.....W... 74-65 Des Moines, Iowa
 2/7/80.....W... 89-78 Manhattan, Kan.
 3/10/79.....W... 79-70# Minneapolis, Minn.
 3/10/78.....W... 66-52# Manhattan, Kan.
 \$ NCAA Lexington Regional First Round
 # AIAW Region VI Tournament

Drexel **K-State leads 1-0**
H: 0-0 A: 0-0 N: 1-0
 3/21/09.....W... 68-44\$ Albuquerque, N.M.
 \$ NCAA Raleigh Regional Second Round

Duke **Duke leads 1-0**
H: 0-0 A: 0-0 N: 0-1
 11/27/04.....L... 51-63 Freeport, Bahamas

East Carolina **K-State leads 1-0**
H: 0-0 A: 0-0 N: 1-0
 3/23/73.....W... 47-46\$ New York, N.Y.
 \$ AIAW National Championships

Eastern Illinois **K-State leads 1-0**
H: 1-0 A: 0-0 N: 0-0
 11/25/94.....W... 67-49 Manhattan, Kan.

Eastern Kentucky **K-State leads 1-0**
H: 1-0 A: 0-0 N: 0-0
 11/18/98.....W... 108-69 Manhattan, Kan.

Eastern Michigan **K-State leads 2-0**
H: 1-0 A: 1-0 N: 0-0
 11/30/99.....W... 89-45 Manhattan, Kan.
 11/23/98.....W... 78-66 Ypsilanti, Mich.

Eastern Washington **K-State leads 1-0**
H: 1-0 A: 0-0 N: 0-0
 11/25/89.....W... 75-60 Manhattan, Kan.

Elon **K-State leads 1-0**
H: 0-0 A: 0-0 N: 1-0
 11/25/06.....W... 75-34 Las Vegas, Nev.

Emporia State **K-State leads 8-0**
H: 4-0 A: 1-0 N: N/A
 12/11/85.....W... 76-47 Manhattan, Kan.
 12/12/84.....W... 87-54 Manhattan, Kan.
 2/27/76.....W... 81-51 Manhattan, Kan.
 2/11/75.....W... 60-54 Emporia, Kan.
 1/28/75.....W... 83-42 Manhattan, Kan.
 68-69.....W... 57-32 site unavailable
 3/5/69.....W... 65-48 site unavailable
 68-69.....W... 41-37 site unavailable

Florida **UF leads 1-0**
H: 0-0 A: 0-1 N: 0-0
 12/30/96.....L... 67-89 Gainesville, Fla.

Florida A&M **K-State leads 1-0**
H: 1-0 A: 0-0 N: 0-0
 11/17/17.....W... 81-57 Manhattan, Kan.

Florida Atlantic **K-State leads 1-0**
H: 1-0 A: 0-0 N: 0-0
 12/13/15.....W... 102-53 Manhattan, Kan.

Florida International **Series Tied 1-1**
H: 0-0 A: 1-1 N: 0-0
 12/30/06.....W... 59-52 Miami, Fla.
 1/3/89.....L... 68-81 Miami, Fla.

Fordham **K-State leads 1-0**
H: 0-0 A: 1-0 N: 0-0
 1/10/80.....W... 66-64 Bronx, N.Y.

Fort Hays State **K-State leads 12-2**
H: 5-0 A: 5-2 N: 2-0
 2/16/76.....W... 85-48 Hays, Kan.
 12/12/75.....W... 105-28 Manhattan, Kan.
 1/20/75.....W... 67-59 Hays, Kan.
 3/2/74.....W... 82-54 Lindsborg, Kan.
 2/9/74.....W... 62-38 Manhattan, Kan.
 1/25/74.....W... 67-39 Manhattan, Kan.
 2/24/73.....W... 50-42 Hays, Kan.
 2/3/73.....L... 43-46 Hays, Kan.
 1/26/73.....W... 47-24 Manhattan, Kan.
 3/4/72.....W... 61-50 Lawrence, Kan.
 1/29/72.....L... 43-48 Hays, Kan.
 1/29/71.....W... 60-35 Manhattan, Kan.
 2/7/70.....W... 35-26 Hays, Kan.
 1/10/70.....W... 56-26 Manhattan, Kan.

Fresno State **K-State leads 1-0**
H: 1-0 A: 0-0 N: 0-0
 3/22/06.....W... 64-61+ Manhattan, Kan.
 + Postseason WNIT

George Washington **Series tied 1-1**
H: 0-0 A: 0-0 N: 1-1
 3/18/16.....W... 56-51\$ Columbia, S.C.
 12/19/95.....L... 45-69 San Juan, P.R.
 \$ NCAA Sioux Falls Region First Round

Georgia **UGA leads 1-0**
H: 0-0 A: 0-1 N: 0-0
 1/6/83.....L... 67-88 Athens, Ga.

Georgia State **K-State leads 3-0**
H: 2-0 A: 1-0 N: 0-0
 12/29/01.....W... 93-79 Baltimore, Md.
 1/2/91.....W... 67-57 Atlanta, Ga.
 12/9/89.....W... 88-71 Manhattan, Kan.

Georgia Tech **K-State leads 2-0**
H: 1-0 A: 1-0 N: 0-0
 11/17/02.....W... 83-59! Manhattan, Kan.
 11/16/01.....W... 74-70 Atlanta, Ga.
 ! Preseason WNIT

Grambling State **K-State leads 10-0**
H: 8-0 A: 1-0 N: 1-0
 12/20/14.....W... 61-38 Manhattan, Kan.
 12/7/13.....W... 83-50 Manhattan, Kan.
 11/12/10.....W... 67-44 Manhattan, Kan.
 12/4/09.....W... 87-62 Manhattan, Kan.
 11/30/01.....W... 105-54 Manhattan, Kan.
 12/3/97.....W... 73-54 Manhattan, Kan.
 11/30/96.....W... 72-62 Manhattan, Kan.
 12/1/95.....W... 79-71 Memphis, Tenn.
 1/7/85.....W... 94-82 Grambling, La.
 11/23/84.....W... 92-70 Manhattan, Kan.

Grand View College **K-State leads 3-2**
H: 1-1 A: 1-1 N: 1-0
 12/1/76.....W... 73-39 Manhattan, Kan.
 2/10/76.....W... 89-72 Des Moines, Iowa
 11/30/75.....W... 73-72 Springfield, Mo.
 1/31/75.....L... 55-57 Manhattan, Kan.
 2/15/74.....L... 49-60 Des Moines, Iowa

Green Bay **K-State leads 4-2**
H: 2-1 A: 2-1 N: 0-0
 12/5/07.....L... 56-68 Green Bay, Wis.
 11/10/06.....W... 72-67 Manhattan, Kan.
 12/12/02.....W... 80-75 Green Bay, Wis.
 12/6/01.....W... 85-66 Manhattan, Kan.
 12/8/99.....W... 66-57 Green Bay, Wis.
 12/21/91.....L... 50-59 Manhattan, Kan.

Hampton **K-State leads 2-1**
H: 2-0 A: 0-1 N: 0-0
 11/21/14.....W... 66-46 Manhattan, Kan.
 12/21/13.....L... 75-86 (2ot) Hampton, Va.
 2/20/96.....W... 78-42 Manhattan, Kan.

Harvard **K-State leads 2-0**
H: 2-0 A: 0-0 N: 0-0
 3/23/03.....W... 79-69\$ Manhattan, Kan.
 12/1/01.....W... 72-56 Manhattan, Kan.
 \$ NCAA First Round

Haskell JC **K-State leads 4-0**
H: 2-0 A: 2-0 N: 0-0
 2/12/74.....W... 94-20 Manhattan, Kan.
 12/14/73.....W... 67-17 Lawrence, Kan.
 2/18/72.....W... 71-30 Manhattan, Kan.
 1/18/72.....W... 52-22 Lawrence, Kan.

Hawaii **Hawaii leads 1-0**
H: 0-0 A: 0-0 N: 0-1
 12/19/09.....L... 61-71 Las Vegas, Nev.

High Point **K-State leads 1-0**
H: 0-0 A: 0-0 N: 1-0
 12/21/78.....W... 86-81 Chapel Hill, N.C.

Hofstra **Hofstra leads 1-0**
H: 0-0 A: 0-0 N: 0-1
 11/24/11.....L... 54-64 Cancun, Mexico

Houston **K-State leads 1-0**
H: 0-0 A: 0-0 N: 1-0
 11/24/77.....W... 77-64 Plainview, Texas

Idaho **K-State leads 3-0**
H: 2-0 A: 1-0 N: 0-0
 12/4/99.....W... 81-69 Manhattan, Kan.
 12/7/96.....W... 72-53 Moscow, Idaho
 12/29/95.....W... 68-55 Manhattan, Kan.

Idaho State **K-State leads 2-0**
H: 2-0 A: 0-0 N: 0-0
 11/9/12.....W... 62-54 Manhattan, Kan.
 3/17/06.....W... 88-68+ Manhattan, Kan.
 + Postseason WNIT

Illinois **K-State leads 3-0**
H: 2-0 A: 0-0 N: 1-0
 3/30/13.....W... 66-48+ Manhattan, Kan.
 3/22/07.....W... 66-51+ Manhattan, Kan.
 1/8/81.....W... 67-52 Wichita, Kan.
 + Postseason WNIT

Illinois-Chicago **UIC leads 2-0**
H: 0-1 A: 0-1 N: 0-0
 12/21/92.....L... 60-61 Manhattan, Kan.
 11/25/91.....L... 64-68 Chicago, Ill.

Illinois State **K-State leads 8-1**
H: 5-0 A: 1-1 N: 2-0
 3/25/13.....W... 57-48 Manhattan, Kan.
 11/26/04.....W... 105-61 Freeport, Bahamas
 12/20/98.....W... 54-39 Normal, Ill.
 11/21/97.....W... 66-55 Manhattan, Kan.
 11/27/84.....L... 68-69 Normal, Ill.
 3/19/83.....W... 91-72 Manhattan, Kan.
 11/30/82.....W... 80-70 Manhattan, Kan.
 1/4/80.....W... 72-60 Wichita, Kan.
 1/18/75.....W... 67-55 Manhattan, Kan.
 + Postseason WNIT

Immaculata **Immaculata leads 2-0**
H: 1-0 A: 0-0 N: 0-1
 3/19/75.....L... 54-63\$ Harrisonburg, Va.
 3/21/74.....L... 40-50\$ Manhattan, Kan.
 \$ AIAW National Tournament

Indiana **IU leads 1-0**
H: 0-0 A: 0-0 N: 0-1
 12/28/91.....L... 52-66 DeKalb, Ill.

Indiana State **K-State leads 2-1**
H: 1-1 A: 1-0 N: 0-0
 11/17/10.....W... 64-48 Manhattan, Kan.
 11/14/09.....L... 73-77 Manhattan, Kan.
 12/20/08.....W... 58-43 Terre Haute, Ind.

IUPUI **K-State leads 1-0**
H: 1-0 A: 0-0 N: 0-0
 11/19/01.....W... 98-57 Manhattan, Kan.

Iowa **K-State leads 4-1**
H: 3-0 A: 1-1 N: 0-0
 12/3/12.....W... 81-78 (OT) Manhattan, Kan.
 12/5/10.....L... 62-68 Iowa City, Iowa
 12/12/03.....W... 82-60 Iowa City, Iowa
 1/5/03.....W... 103-60 Manhattan, Kan.
 1/8/79.....W... 93-80 Manhattan, Kan.

Iowa State **K-State leads 52-39**
H: 26-15 A: 18-22 N: 8-2
 2/3/18.....L... 45-80 Manhattan, Kan.
 1/10/18.....W... 67-60 Ames, Iowa
 3/4/17.....W... 74-67% Oklahoma City, Okla.
 2/11/17.....W... 80-68 Manhattan, Kan.
 1/21/17.....L... 69-75 Ames, Iowa
 2/24/16.....W... 68-53 Ames, Iowa
 12/30/15.....L... 79-84 Manhattan, Kan.
 1/17/15.....L... 59-79 Manhattan, Kan.
 1/3/15.....L... 55-60 Ames, Iowa
 2/1/14.....L... 65-84 Ames, Iowa
 1/18/14.....W... 80-74 Manhattan, Kan.
 2/23/13.....L... 50-69 Manhattan, Kan.
 2/9/13.....L... 71-87 Ames, Iowa
 3/8/12.....W... 67-63 % Kansas City, Mo.
 2/29/12.....L... 33-57 Ames, Iowa
 1/25/12.....L... 57-66 Manhattan, Kan.
 3/9/11.....W... 56-53 % Kansas City, Mo.
 2/26/11.....L... 51-58 Manhattan, Kan.
 2/13/11.....L... 53-61 Ames, Iowa
 2/27/10.....L... 39-48 Ames, Iowa
 1/31/10.....W... 73-67 Manhattan, Kan.
 1/31/09.....L... 50-60 Ames, Iowa
 1/17/09.....W... 59-52 Manhattan, Kan.
 3/12/08.....L... 65-66 (OT)% Kansas City, Mo.
 2/13/08.....W... 45-42 Ames, Iowa
 1/23/08.....W... 80-49 Manhattan, Kan.
 3/6/07.....L... 45-57% Oklahoma City, Okla.
 2/24/07.....L... 61-64 Manhattan, Kan.
 1/27/07.....L... 68-73 Ames, Iowa
 2/11/06.....L... 66-71 Manhattan, Kan.
 1/29/06.....W... 73-64 Ames, Iowa
 1/25/05.....W... 74-52 Manhattan, Kan.
 1/5/05.....L... 59-78 Ames, Iowa
 2/25/04.....W... 68-33 Manhattan, Kan.

2/4/04	W	61-59	Ames, Iowa
1/29/03	L	69-74	Ames, Iowa
1/15/03	W	68-60	Manhattan, Kan.
2/2/02	L	72-86	Manhattan, Kan.
1/2/02	W	69-63	Ames, Iowa
2/10/01	L	52-81	Ames, Iowa
1/3/01	L	58-84	Manhattan, Kan.
2/13/00	W	69-63	Manhattan, Kan.
1/25/00	L	61-64	Ames, Iowa
2/20/99	L	53-86	Ames, Iowa
2/10/99	W	70-63	Manhattan, Kan.
2/18/98	L	50-80	Manhattan, Kan.
1/28/98	L	46-64	Ames, Iowa
2/15/97	L	40-54	Ames, Iowa
1/22/97	W	62-54	Manhattan, Kan.
2/11/96	L	47-58	Manhattan, Kan.
1/12/96	L	51-58	Ames, Iowa
2/3/95	W	54-38	Manhattan, Kan.
1/8/95	W	63-51	Ames, Iowa
2/13/94	W	79-59	Manhattan, Kan.
1/14/94	L	44-58	Ames, Iowa
2/14/93	W	67-43	Ames, Iowa
1/15/93	L	61-67	Manhattan, Kan.
2/18/92	L	54-58	Ames, Iowa
1/25/92	W	67-48	Manhattan, Kan.
3/2/91	W	77-65*	Salina, Kan.
2/9/91	W	73-61	Ames, Iowa
1/19/91	L	66-75	Manhattan, Kan.
3/4/90	W	74-58*	Salina, Kan.
2/17/90	W	69-67	Manhattan, Kan.
1/10/90	W	80-61	Ames, Iowa
2/8/89	L	75-83	Ames, Iowa
1/25/89	W	87-76	Manhattan, Kan.
2/23/88	L	52-70	Ames, Iowa
2/3/88	W	83-70	Manhattan, Kan.
2/7/87	W	72-66	Ames, Iowa
1/17/87	W	63-56	Manhattan, Kan.
2/15/86	W	84-73	Ames, Iowa
1/14/86	W	78-76	Manhattan, Kan.
2/28/85	L	65-75	Manhattan, Kan.
2/2/85	W	75-65	Ames, Iowa
3/6/84	W	86-60*	Manhattan, Kan.
2/22/84	W	86-61	Ames, Iowa
1/31/84	W	73-58	Manhattan, Kan.
3/3/83	W	95-73	Manhattan, Kan.
1/22/83	W	78-63	Ames, Iowa
2/13/82	W	72-50	Ames, Iowa
11/27/80	W	98-62	Manhattan, Kan.
2/22/80	W	84-76	Manhattan, Kan.
1/17/80	W	80-66*	Columbia, Mo.
12/6/78	W	89-64	Ames, Iowa
2/10/78	W	66-64 (OT)	Manhattan, Kan.
2/11/77	L	57-58	Ames, Iowa
1/20/77	W	60-59*	Boulder, Colo.
1/31/76	W	105-80	Manhattan, Kan.
2/4/75	W	73-67	Ames, Iowa
2/1/74	W	59-42	Manhattan, Kan.
* Big 12 Conference Tournament			
% Big Eight Conference Tournament			

Jacksonville **K-State leads 1-0**
H: 0-0 A: 1-0 N: 0-0
 11/28/08 W ... 53-43 Jacksonville, Fla.

Jackson State **K-State leads 1-0**
H: 1-0 A: 0-0 N: 0-0
 12/22/81 W ... 73-56 Manhattan, Kan.

John F. Kennedy **JFK leads 3-1**
H: 1-1 A: 0-1 N: 0-1
 2/13/75 W ... 56-52 Manhattan, Kan.
 11/30/74 L ... 49-57 Oskaloosa, Iowa
 12/4/73 L ... 49-52 Manhattan, Kan.
 3/2/70 L ... 37-62 Wahoo, Neb.

Kansas **K-State leads 73-46**
H: 34-15 A: 31-25 N: 8-6
 3/2/18 W ... 72-63% Oklahoma City, Okla.
 2/24/18 W ... 91-67 Manhattan, Kan.
 1/28/18 W ... 63-59 (OT) Lawrence, Kan.
 2/25/17 W ... 61-54 Lawrence, Kan.
 1/11/17 W ... 73-60 Manhattan, Kan.
 2/13/16 W ... 81-67 Manhattan, Kan.
 1/20/16 W ... 59-46 Lawrence, Kan.
 3/6/15 W ... 57-49% Dallas, Texas
 2/25/15 W ... 55-48 Lawrence, Kan.
 1/11/15 W ... 58-52 Manhattan, Kan.
 3/7/14 L ... 84-87 (OT)% Oklahoma City, Okla.
 2/26/14 W ... 76-68 Lawrence, Kan.

1/25/14	L	64-71	Manhattan, Kan.
2/2/13	L	80-89 (20T)	Manhattan, Kan.
1/2/13	L	63-72	Lawrence, Kan.
2/12/12	W	47-43	Manhattan, Kan.
1/7/12	W	63-57	Lawrence, Kan.
3/5/11	W	56-51	Lawrence, Kan.
1/29/11	W	65-60	Manhattan, Kan.
2/7/10	L	60-70	Lawrence, Kan.
1/9/10	W	59-35	Manhattan, Kan.
1/24/09	W	59-50	Lawrence, Kan.
1/10/09	W	72-39	Manhattan, Kan.
3/5/08	W	61-50	Lawrence, Kan.
2/9/08	W	64-58	Manhattan, Kan.
2/18/07	L	74-82 (20T)	Lawrence, Kan.
1/24/07	W	59-55	Manhattan, Kan.
3/7/06	W	72-52%	Dallas, Texas
3/2/06	W	62-44	Lawrence, Kan.
1/25/06	W	69-63	Manhattan, Kan.
2/26/05	W	73-46	Manhattan, Kan.
1/8/05	W	63-45	Lawrence, Kan.
2/11/04	W	81-51	Lawrence, Kan.
1/17/04	W	79-50	Manhattan, Kan.
2/26/03	W	80-57	Manhattan, Kan.
1/8/03	W	88-49	Lawrence, Kan.
2/17/02	W	65-40	Lawrence, Kan.
1/23/02	W	72-59	Manhattan, Kan.
1/27/01	L	62-65	Manhattan, Kan.
1/13/01	L	67-78	Lawrence, Kan.
2/19/00	L	43-61	Lawrence, Kan.
1/8/00	L	54-70	Manhattan, Kan.
2/27/99	W	69-58	Manhattan, Kan.
1/31/99	L	45-66	Lawrence, Kan.
3/4/98	L	46-50%	Kansas City, Mo.
2/7/98	L	62-65	Lawrence, Kan.
1/7/98	W	53-47	Manhattan, Kan.
3/6/97	W	73-58%	Kansas City, Mo.
2/22/97	L	46-62	Manhattan, Kan.
1/4/97	L	54-70	Lawrence, Kan.
3/2/96	L	64-70*	Salina, Kan.
2/25/96	L	56-66	Lawrence, Kan.
1/28/96	L	38-51	Manhattan, Kan.
2/12/95	W	80-73	Manhattan, Kan.
1/15/95	L	62-73	Lawrence, Kan.
2/26/94	L	54-65	Manhattan, Kan.
1/30/94	L	50-77	Lawrence, Kan.
2/28/93	L	45-77	Lawrence, Kan.
1/31/93	L	51-58	Manhattan, Kan.
2/23/92	L	49-67	Lawrence, Kan.
2/2/92	L	52-82	Manhattan, Kan.
2/23/91	W	73-64	Manhattan, Kan.
1/30/91	W	74-73 (OT)	Lawrence, Kan.
2/24/90	L	70-73	Manhattan, Kan.
1/27/90	W	63-51	Lawrence, Kan.
2/18/89	L	57-58	Manhattan, Kan.
1/28/89	W	74-68	Lawrence, Kan.
2/20/88	L	74-58	Manhattan, Kan.
1/30/88	L	52-50	Lawrence, Kan.
3/2/87	L	85-51*	Salina, Kan.
2/21/87	L	68-63	Lawrence, Kan.
1/24/87	W	71-65 (OT)	Manhattan, Kan.
3/4/86	W	69-65*	Lawrence, Kan.
2/22/86	L	70-81	Lawrence, Kan.
1/25/86	L	66-69	Manhattan, Kan.
2/20/85	W	77-76	Lawrence, Kan.
1/29/85	L	64-76	Manhattan, Kan.
2/25/84	W	81-63	Manhattan, Kan.
1/28/84	L	58-71	Lawrence, Kan.
2/23/83	W	78-68	Lawrence, Kan.
1/26/83	W	80-74	Manhattan, Kan.
2/23/82	W	80-69	Manhattan, Kan.
1/26/82	W	83-74	Lawrence, Kan.
2/17/81	L	63-74	Lawrence, Kan.
1/27/81	L	68-88	Manhattan, Kan.
1/17/81	L	60-85*	Lawrence, Kan.
3/8/80	L	80-89#	Des Moines, Iowa
2/29/80	W	79-74#	Pittsburg, Kan.
2/25/80	W	61-52	Manhattan, Kan.
1/28/80	W	67-66	Lawrence, Kan.
1/26/80	L	60-85	Lawrence, Kan.
3/11/79	L	59-75#	Minneapolis, Minn.
2/26/79	W	92-91 (20T)	Lawrence, Kan.
1/30/79	W	73-65	Manhattan, Kan.
2/21/78	W	74-68	Manhattan, Kan.
1/28/78	L	63-76	Lawrence, Kan.
1/25/78	W	66-65	Lawrence, Kan.
1/6/78	L	53-75*	Lawrence, Kan.
2/23/77	W	62-56	Lawrence, Kan.
1/25/77	W	62-55	Manhattan, Kan.
1/21/77	W	68-65*	Boulder, Colo.

2/25/76 W ... 59-36 Manhattan, Kan.
 1/26/76 W ... 54-47 Lawrence, Kan.
 2/28/75 W ... 88-43 Hays, Kan.
 2/21/75 W ... 65-42 Lawrence, Kan.
 1/24/75 W ... 80-37 Manhattan, Kan.
 2/22/74 W ... 67-27 Manhattan, Kan.
 1/31/74 L ... 39-42 Lawrence, Kan.
 2/6/73 W ... 49-45 Lawrence, Kan.
 12/8/72 W ... 47-25 Manhattan, Kan.
 2/19/72 W ... 59-47 Manhattan, Kan.
 1/27/72 L ... 32-33 Lawrence, Kan.
 2/28/71 L ... 44-52 Lawrence, Kan.
 2/13/71 W ... 56-42 Lawrence, Kan.
 1/30/71 W ... 40-21 Manhattan, Kan.
 3/7/70 W ... 50-45 (OT) Lawrence, Kan.
 2/18/70 W ... 58-26 Manhattan, Kan.
 3/1/69 W ... 40-31 Lawrence, Kan.
 2/23/69 W ... 35-24 Emporia, Kan.
 % Big 12 Conference Championship
 * Big Eight Conference Tournament
 & AIAW Southern Subsectional
 # AIAW Region VI Tournament

Kent State **K-State leads 2-1**
H: 0-0 A: 0-0 N: 0-1
 3/15/02 W ... 93-65% Manhattan, Kan.
 12/20/99 L ... 55-63 Kent, Ohio
 12/9/98 W ... 67-64 Manhattan, Kan.
 \$ NCAA Midwest Region First Round

Lafayette **K-State leads 1-0**
H: 1-0 A: 0-0 N: 0-0
 12/5/92 W ... 48-41 Manhattan, Kan.

Lamar **K-State leads 4-0**
H: 2-0 A: 0-0 N: 2-0
 11/20/16 W ... 68-43 Manhattan, Kan.
 11/25/95 W ... 81-76 Manhattan, Kan.
 2/16/73 W ... 50-44 Houston, Texas
 2/25/72 W ... 40-25 Houston, Texas

Liberty **Liberty leads 1-0**
H: 0-1 A: 0-0 N: 0-0
 12/4/04 L ... 56-77 Manhattan, Kan.

Little Rock **K-State leads 2-1**
H: 1-1 A: 0-0 N: 1-0
 12/16/17 W ... 66-51 Manhattan, Kan.
 12/28/07 W ... 52-40 Los Angeles, Calif.
 11/27/87 L ... 59-62 Manhattan, Kan.

Lipscomb **K-State leads 1-0**
H: 1-0 A: 0-0 N: 0-0
 11/30/07 W ... 92-50 Manhattan, Kan.

Long Beach State **LBSU leads 3-1**
H: 0-1 A: 0-2 N: 1-0
 12/8/90 L ... 64-90 Long Beach, Calif.
 11/29/78 L ... 62-70 Manhattan, Kan.
 1/21/78 L ... 88-99 Long Beach, Calif.
 3/23/73 W ... 49-43\$ New York, N.Y.
 \$ AIAW National Tournament

Louisiana Tech **La. Tech leads 6-2**
H: 1-2 A: 1-3 N: 0-1
 12/5/06 W ... 64-61 Ruston, La.
 12/6/05 W ... 77-66 Manhattan, Kan.
 1/6/90 L ... 54-100 Ruston, La.
 1/28/88 L ... 45-77 Manhattan, Kan.
 12/6/86 L ... 45-67 Ruston, La.
 1/9/85 L ... 75-83 Ruston, La.
 11/23/85 L ... 63-73 Manhattan, Kan.
 11/25/77 L ... 82-90 (OT) Plainview, Texas

Louisville **UL leads 1-0**
H: 0-0 A: 0-0 N: 0-1
 3/25/08 L ... 63-80\$ Bridgeport, Conn.
 \$ NCAA New Orleans Regional Second Round

Loyola **K-State leads 1-0**
H: 0-0 A: 1-0 N: 0-0
 12/30/01 W ... 72-60 Baltimore, Md.

Loyola-Chicago **K-State leads 2-0**
H: 1-0 A: 1-0 N: 0-1
 2/23/93 W ... 63-52 Chicago, Ill.
 1/11/92 W ... 69-56 Manhattan, Kan.

Loyola Marymount **K-State leads 2-0**
H: 1-0 A: 0-0 N: 0-0
 2/29/08 W ... 70-47 Los Angeles, Calif.
 11/29/86 W ... 73-49 Manhattan, Kan.

LSU **K-State leads 4-2**
H: 2-0 A: 1-1 N: 1-1
 11/25/16 W ... 69-54 St. Thomas, USVI
 1/3/90 L ... 64-78 Baton Rouge, La.
 12/30/87 W ... 73-61 Manhattan, Kan.
 12/16/85 W ... 50-48 Manhattan, Kan.
 1/5/85 W ... 77-69 Baton Rouge, La.
 11/27/76 L ... 57-62 Plainview, Texas

Luther College **K-State leads 1-0**
H: 0-0 A: 1-0 N: 0-0
 3/10/77 W ... 72-56# Decorah, Iowa
 # AIAW Region VI Tournament

Marist **K-State leads 1-0**
H: 0-0 A: 1-0 N: 0-0
 12/29/11 W ... 57-56 Poughkeepsie, N.Y.

Martin Luther King **K-State leads 1-0**
H: 0-0 A: 0-0 N: 1-0
 3/7/74 W ... 62-41# Brookings, S.D.
 # AIAW Region VI Tournament

Marquette **Series Tied 1-1**
H: 1-0 A: 0-1 N: 0-0
 3/31/06 W ... 77-65+ Manhattan, Kan.
 12/21/97 L ... 66-81 Milwaukee, Wis.
 + Postseason WNIT (title game)

Maryland **UM leads 1-0**
H: 0-0 A: 0-1 N: 0-0
 11/24/89 L ... 66-74 Manhattan, Kan.

Marymount College **K-State leads 4-0**
H: N/A A: N/A N: N/A
 2/23/81 W ... 70-36 Salina, Kan.
 2/20/70 W ... 59-30 Salina, Kan.
 3/7/69 W ... 56-26 site unavailable
 68-69 W ... 55-30 site unavailable

McPherson College **K-State leads 6-2**
H: 2-1 A: 1-1 N: 3-0
 2/23/73 W ... 48-38 Hays, Kan.
 1/23/73 W ... 42-37 Manhattan, Kan.
 3/3/72 W ... 51-35 Lawrence, Kan.
 2/12/72 W ... 50-42 McPherson, Kan.
 1/21/72 W ... 57-31 Manhattan, Kan.
 70-71 W ... N/A Emporia, Kan.
 2/28/70 L ... 47-51 McPherson, Kan.
 2/13/70 L ... 37-40 Manhattan, Kan.

Memphis **Series Tied 2-2**
H: 2-0 A: 0-2 N: 0-0
 11/22/96 W ... 68-60 Manhattan, Kan.
 12/2/95 L ... 57-72 Memphis, Tenn.
 1/5/82 L ... 72-83 Memphis, Tenn.
 11/29/80 W ... 82-75 Manhattan, Kan.

Mercer **K-State leads 1-0**
H: 0-0 A: 1-0 N: 0-0
 1/3/91 W ... 60-57 Macon, Ga.

Miami (Ohio) **Miami leads 1-0**
H: 0-0 A: 0-0 N: 0-1
 12/7/91 L ... 69-85 Provo, Utah

Michigan **Series Tied 1-1**
H: 1-0 A: 0-1 N: 0-0
 12/10/95 W ... 66-63 ^ Manhattan, Kan.
 12/20/94 L ... 53-62 Ann Arbor, Mich.

Michigan State **MSU leads 1-0**
H: 0-0 A: 0-0 N: 0-1
 11/22/07 L ... 65-68 Cancun, Mexico

Middle Tennessee State **K-State leads 2-1**
H: 1-0 A: 1-0 N: 0-1
 12/21/10 L ... 49-63 San Antonio, Texas
 12/6/02 W ... 79-61 Manhattan, Kan.
 12/17/01 W ... 54-53 Nashville, Tenn.

Midland LutheranK-State leads 2-0
H: 1-0 A: 1-0 N: 0-0
 12/6/74.W . . . 81-30Manhattan, Kan.
 12/15/72.W . . . 43-39Fremont, Neb.

Minnesota.K-State leads 11-6
H: 7-2 A: 3-3 N: 1-1
 3/23/04.L . . 61-80\$Minneapolis, Minn.
 12/2/94.W . . 75-73Manhattan, Kan.
 12/21/93.L . . 65-76Minneapolis, Minn.
 12/30/92.L . . 44-58Manhattan, Kan.
 12/30/89.W . . 100-80Manhattan, Kan.
 12/1/86.W . . 79-68Manhattan, Kan.
 11/30/85.W . . 87-50Minneapolis, Minn.
 2/6/82.W . . 77-68Manhattan, Kan.
 1/24/81.L . . 54-70Minneapolis, Minn.
 1/9/81.L . . 70-71Wichita, Kan.
 3/6/80.W . . 70-63#Des Moines, Iowa
 2/15/80.W . . 103-68Manhattan, Kan.
 3/9/79.W . . 84-80#Minneapolis, Minn.
 1/27/79.L . . 66-68Manhattan, Kan.
 1/6/79.W . . 100-62Minneapolis, Minn.
 3/9/78.W . . 96-81#Manhattan, Kan.
 12/29/77.W . . 70-30Manhattan, Kan.
 \$ NCAA Mid-east Regional Second Round
 # AIAW Region VI Tournament

Mississippi.Ole Miss leads 1-0
H: 0-0 A: 0-0 N: 0-1
 12/15/77.L . . 57-62Columbus, Ohio

Mississippi Gulf Coast JC.K-State leads 1-0
H: 0-0 A: 0-0 N: 1-0
 12/16/77.W . . 77-64Columbus, Ohio

Mississippi StateMSU leads 1-0
H: 0-0 A: 0-1 N: 0-0
 1/4/82.L . . 78-79Starkville, Miss.

Mississippi Valley State.K-State leads 2-0
H: 2-0 A: 0-0 N: 0-0
 11/30/12.W . . 64-57Manhattan, Kan.
 12/1/06.W . . 77-18Manhattan, Kan.

MissouriK-State leads 45-39
H: 27-11 A: 13-23 N: 5-4
 11/30/17.L . . 59-73Columbia, Mo.
 3/22/15.L . . 48-67+Manhattan, Kan.
 2/25/12.L . . 56-61 (OT)Columbia, Mo.
 1/11/12.W . . 72-46Manhattan, Kan.
 2/5/11.W . . 60-55 (OT)Manhattan, Kan.
 1/19/11.W . . 66-63Columbia, Mo.
 2/10/10.W . . 37-33Manhattan, Kan.
 1/13/10.W . . 65-50Columbia, Mo.
 2/18/09.L . . 43-52Columbia, Mo.
 2/4/09.W . . 58-54Manhattan, Kan.
 3/1/08.W . . 81-52Manhattan, Kan.
 2/17/08.W . . 56-40Columbia, Mo.
 2/21/07.L . . 61-69Columbia, Mo.
 1/13/07.W . . 81-66Manhattan, Kan.
 2/1/06.L . . 65-66 (OT)Manhattan, Kan.
 1/7/06.L . . 42-68Columbia, Mo.
 3/2/05.W . . 80-53Columbia, Mo.
 1/11/05.W . . 87-44Manhattan, Kan.
 3/10/04.W . . 79-58%Dallas, Texas
 2/22/04.W . . 93-90 (2OT)Columbia, Mo.
 1/7/04.W . . 95-59Manhattan, Kan.
 2/19/03.W . . 66-56Columbia, Mo.
 2/5/03.W . . 68-52Manhattan, Kan.
 2/27/02.W . . 74-55Manhattan, Kan.
 2/5/02.W . . 79-61Columbia, Mo.
 2/7/01.L . . 54-63Manhattan, Kan.
 1/20/01.L . . 60-65Columbia, Mo.
 2/5/00.L . . 68-72Manhattan, Kan.
 1/23/00.L . . 52-63Columbia, Mo.
 1/23/99.W . . 79-67Manhattan, Kan.
 1/6/99.W . . 72-60Columbia, Mo.
 2/15/98.W . . 66-57Manhattan, Kan.
 1/13/98.L . . 56-72Columbia, Mo.
 2/26/97.W . . 64-60Columbia, Mo.
 2/1/97.W . . 77-42Manhattan, Kan.
 1/31/96.L . . 51-57Columbia, Mo.
 1/5/96.W . . 69-58Manhattan, Kan.
 2/24/95.L . . 59-66Manhattan, Kan.
 1/29/95.L . . 60-70Columbia, Mo.
 2/2/94.L . . 51-59Columbia, Mo.
 1/9/94.W . . 63-52Manhattan, Kan.
 2/5/93.L . . 51-67Manhattan, Kan.
 1/10/93.L . . 49-62Columbia, Mo.
 2/15/92.L . . 56-89Manhattan, Kan.

1/29/92.L . . 64-80Columbia, Mo.
 2/2/91.W . . 66-62Manhattan, Kan.
 1/16/91.W . . 68-53Columbia, Mo.
 2/4/90.L . . 64-79Columbia, Mo.
 1/17/90.W . . 66-53Manhattan, Kan.
 2/4/89.W . . 96-78Manhattan, Kan.
 1/18/89.L . . 75-82Columbia, Mo.
 2/10/88.L . . 65-67Columbia, Mo.
 1/27/88.L . . 66-79Manhattan, Kan.
 3/1/87.W . . 78-61*Salina, Kan.
 2/25/87.W . . 90-81Manhattan, Kan.
 1/31/87.L . . 74-78Columbia, Mo.
 2/26/86.L . . 57-67Columbia, Mo.
 2/1/86.W . . 81-65Manhattan, Kan.
 3/8/85.L . . 58-91*Kansas City, Mo.
 3/2/85.L . . 75-92Columbia, Mo.
 2/5/85.L . . 66-91Manhattan, Kan.
 3/10/84.W . . 84-75*Kansas City, Mo.
 3/3/84.W . . 100-84Manhattan, Kan.
 2/8/84.L . . 66-91Columbia, Mo.
 3/12/83.L . . 65-75*Norman, Okla.
 2/15/83.L . . 55-67Columbia, Mo.
 1/12/83.W . . 88-77Manhattan, Kan.
 1/14/82.W . . 72-69*Manhattan, Kan.
 12/8/81.W . . 64-62Columbia, Mo.
 1/16/81.W . . 85-77*Lawrence, Kan.
 12/2/80.W . . 74-68Manhattan, Kan.
 2/12/80.W . . 69-60Manhattan, Kan.
 1/18/80.L . . 76-81*Columbia, Mo.
 12/10/79.L . . 81-90Columbia, Mo.
 2/6/79.W . . 64-62Columbia, Mo.
 1/19/79.L . . 74-84*Lincoln, Neb.
 12/12/78.L . . 60-71Manhattan, Kan.
 3/11/78.L . . 68-70#Manhattan, Kan.
 2/4/78.W . . 71-61Manhattan, Kan.
 12/9/77.W . . 76-66Columbia, Mo.
 11/26/77.L . . 58-70Plainview, Texas
 3/12/77.W . . 70-54#Decorah, Iowa
 2/14/76.W . . 85-41*Manhattan, Kan.*
 + Postseason WNIT
 % Big 12 Conference Championship
 * Big Eight Conference Tournament
 # AIAW Region VI Tournament

Missouri-RollaK-State leads 4-0
H: 4-0 A: 0-0 N: 0-0
 12/27/95.W . . 64-396Manhattan, Kan.
 12/27/94.W . . 78-62Manhattan, Kan.
 11/29/93.W . . 73-45Manhattan, Kan.
 12/1/92.W . . 70-59Manhattan, Kan.

Missouri-St. LouisK-State leads 1-0
H: 1-0 A: 0-0 N: 0-0
 12/30/93.W . . 78-44Manhattan, Kan.

Missouri StateK-State leads 13-3
H: 8-1 A: 4-1 N: 1-1
 11/18/11.W . . 65-63Manhattan, Kan.
 12/5/09.W . . 64-60Manhattan, Kan.
 12/16/95.L . . 76-84San Juan, P.R.
 12/11/91.L . . 49-66Manhattan, Kan.
 12/4/90.L . . 76-87Springfield, Mo.
 12/15/89.W . . 69-48Manhattan, Kan.
 12/19/88.W . . 73-54Springfield, Mo.
 1/13/78.W . . 74-51Manhattan, Kan.
 1/14/77.W . . 74-56Springfield, Mo.
 1/23/76.W . . 58-48Manhattan, Kan.
 3/6/75.W . . 66-45#Lawrence, Kan.
 1/25/75.W . . 76-69Springfield, Mo.
 12/14/74.W . . 90-35Manhattan, Kan.
 1/18/74.W . . 58-45Springfield, Mo.
 12/21/73.W . . 66-56Manhattan, Kan.
 12/9/72.W . . 51-46Manhattan, Kan.
 # AIAW Region VI Tournament

Missouri Western.K-State leads 1-0
H: 1-0 A: 0-0 N: 0-0
 12/19/92.W . . 75-55Manhattan, Kan.

MontanaK-State leads 2-1
H: 1-0 A: 0-1 N: 1-0
 12/2/89.L . . 62-77Missoula, Mont.
 11/26/88.W . . 66-65Manhattan, Kan.
 12/18/83.W . . 64-62 (OT)Portland, Ore.

Montclair StateMSU leads 1-0
H: 0-0 A: 0-1 N: 0-0
 12/30/76.L . . 57-78Montclair, N.J.

NebraskaK-State leads 46-33
H: 27-10 A: 13-21 N: 6-2
 2/19/11.W . . 69-64Lincoln, Neb.
 1/22/11.W . . 64-37Manhattan, Kan.
 3/12/10.L . . 46-63%Kansas City, Mo.
 3/6/10.L . . 72-82Manhattan, Kan.
 1/23/10.L . . 56-71Lincoln, Neb.
 2/25/09.L . . 47-52Lincoln, Neb.
 1/27/09.W . . 51-40Manhattan, Kan.
 2/27/08.W . . 69-65Manhattan, Kan.
 1/30/08.W . . 77-75Lincoln, Neb.
 2/7/07.L . . 55-62Manhattan, Kan.
 1/17/07.L . . 63-70Lincoln, Neb.
 3/24/06.W . . 77-63+Manhattan, Kan.
 2/18/06.L . . 62-64 (OT)Lincoln, Neb.
 2/4/06.W . . 71-64Manhattan, Kan.
 3/9/05.W . . 71-45%Kansas City, Mo.
 2/23/05.W . . 94-69Lincoln, Neb.
 1/15/05.W . . 74-59Manhattan, Kan.
 2/14/04.W . . 89-69Manhattan, Kan.
 1/24/04.L . . 63-81Lincoln, Neb.
 2/12/03.W . . 64-47Manhattan, Kan.
 2/19/03.W . . 88-54Lincoln, Neb.
 2/10/02.L . . 52-67Lincoln, Neb.
 1/12/02.W . . 85-71Manhattan, Kan.
 2/17/01.L . . 69-77Manhattan, Kan.
 1/10/01.L . . 58-67Lincoln, Neb.
 2/26/00.L . . 56-65Lincoln, Neb.
 1/30/00.L . . 61-68Manhattan, Kan.
 2/24/99.L . . 63-74Lincoln, Neb.
 1/13/99.W . . 79-67Manhattan, Kan.
 1/17/98.L . . 47-78Manhattan, Kan.
 1/4/98.L . . 58-80Lincoln, Neb.
 2/12/97.W . . 47-45Manhattan, Kan.
 1/15/97.L . . 47-53Lincoln, Neb.
 2/9/96.W . . 81-75Manhattan, Kan.
 1/14/96.L . . 49-61Lincoln, Neb.
 2/5/95.W . . 53-50Manhattan, Kan.
 1/6/95.W . . 74-70Lincoln, Neb.
 2/11/94.L . . 67-76Manhattan, Kan.
 1/16/94.L . . 58-78Lincoln, Neb.
 2/12/93.L . . 50-69Lincoln, Neb.
 1/17/93.L . . 57-74Manhattan, Kan.
 2/8/92.L . . 62-76Lincoln, Neb.
 1/21/92.L . . 82-87Manhattan, Kan.
 2/16/91.L . . 69-79Manhattan, Kan.
 1/9/91.W . . 76-71Lincoln, Neb.
 3/3/90.W . . 71-63*Salina, Kan.
 2/7/90.W . . 60-58Manhattan, Kan.
 1/24/90.W . . 67-60Lincoln, Kan.
 3/4/89.W . . 74-59*Salina, Kan.
 2/11/89.L . . 56-68Lincoln, Neb.
 1/21/89.W . . 83-80Manhattan, Kan.
 3/5/88.L . . 51-71*Salina, Kan.
 2/6/88.L . . 60-66Manhattan, Kan.
 1/20/88.L . . 72-82Lincoln, Neb.
 2/14/87.L . . 57-77Lincoln, Neb.
 1/14/87.W . . 81-76Manhattan, Kan.
 3/1/86.W . . 101-63Manhattan, Kan.
 2/5/86.L . . 70-73Lincoln, Neb.
 2/16/85.W . . 87-76Manhattan, Kan.
 1/16/85.L . . 67-74Lincoln, Neb.
 2/28/84.W . . 91-76Lincoln, Neb.
 2/4/84.W . . 95-75Manhattan, Kan.
 2/3/83.W . . 100-73Manhattan, Kan.
 1/18/83.W . . 104-103 (OT)Lincoln, Neb.
 1/15/82.W . . 81-57*Manhattan, Kan.
 1/15/81.W . . 74-72*Lawrence, Kan.
 12/9/80.W . . 75-63Lincoln, Neb.
 12/4/79.W . . 90-75Manhattan, Kan.
 2/13/79.W . . 75-61Manhattan, Kan.
 1/20/79.L . . 65-68*Lincoln, Neb.
 12/5/78.W . . 77-71Lincoln, Neb.
 2/3/78.W . . 63-57Lincoln, Neb.
 12/6/77.W . . 72-50Manhattan, Kan.
 2/4/77.W . . 78-53Manhattan, Kan.
 1/22/77.W . . 60-50*Boulder, Colo.
 12/4/76.W . . 64-56Lincoln, Neb.
 2/13/76.W . . 51-47*Manhattan, Kan.
 1/16/76.W . . 62-53Lawrence, Kan.
 1/17/75.W . . 82-31Manhattan, Kan.
 + Postseason WNIT
 % Big 12 Conference Championship
 * Big Eight Conference Tournament

Nebraska-Omaha.K-State leads 4-0
H: 2-0 A: 1-0 N: 1-0
 11/13/17.W . . 81-60Manhattan, Kan.
 12/4/16.W . . 70-57Omaha, Neb.
 1/3/81.W . . 79-77Manhattan, Kan.

3/11/77.W . . 90-61#Decorah, Iowa
 # AIAW Region VI Tournament

NevadaK-State leads 1-0
H: 0-0 A: 0-0 N: 1-0
 12/29/96.W . . 69-63Gainesville, Fla.

New HampshireK-State leads 2-0
H: 1-0 A: 0-0 N: 1-0
 12/3/04.W . . 84-50Manhattan, Kan.
 1/2/92.W . . 69-60Wilmington, N.C.

New MexicoSeries Tied 2-2
H: 1-0 A: 1-1 N: 0-1
 1/5/80.L . . 57-68Wichita, Kan.
 11/24/79.W . . 65-60Albuquerque, NM
 11/25/78.L . . 68-77Albuquerque, NM
 12/10/77.W . . 79-60Manhattan, Kan.

Nicholls State.K-State leads 2-0
H: 1-0 A: 1-0 N: 0-0
 11/29/96.W . . 64-44Manhattan, Kan.
 1/4/90.W . . 71-41Thibodeaux, La.

Northern ArizonaK-State leads 2-0
H: 0-0 A: 2-0 N: 0-0
 12/20/01.W . . 79-63Flagstaff, Ariz.
 1/5/88.W . . 74-65 (OT)Flagstaff, Ariz.

North Carolina StateN.C. State leads 2-1
H: 0-0 A: 0-0 N: 1-2
 11/24/16.W . . 67-50St. Thomas, USVI
 12/28/13.L . . 60-77San Diego, Calif.
 11/27/99.L . . 72-73Cancun, Mexico

UNC Wilmington.K-State leads 2-0
H: 0-0 A: 1-0 N: 1-0
 12/29/05.W . . 75-49Jersey City, N.J.
 1/3/92.W . . 69-51Wilmington, N.C.

North DakotaK-State leads 1-0
H: 1-0 A: 0-0 N: 0-0
 12/8/10.W . . 76-49Manhattan, Kan.

North Dakota StateK-State leads 2-0
H: 1-0 A: 0-0 N: 1-0
 12/18/11.W . . 70-47Las Vegas, Nev.
 11/22/85.W . . 70-59Manhattan, Kan.

North TexasK-State leads 2-0
H: 1-0 A: 1-0 N: 0-0
 11/19/17.W . . 55-54Denton, Texas
 11/25/83.W . . 99-44Manhattan, Kan.

Northeast Louisiana.NLSU leads 1-0
H: 0-0 A: 0-1 N: 0-0
 3/15/84.L . . 73-78@Monroe, La.
 @ NCAA Midwest Regional

Northeastern IllinoisK-State leads 1-0
H: 1-0 A: 0-0 N: 0-0
 12/7/94.W . . 71-37Manhattan, Kan.

Northern Illinois.K-State leads 4-0
H: 2-0 A: 2-0 N: 0-0
 12/2/03.W . . 60-41Manhattan, Kan.
 12/28/02.W . . 63-58DeKalb, Ill.
 12/7/85.W . . 69-65DeKalb, Ill.
 12/29/84.W . . 85-70Manhattan, Kan.

Northern IowaUNI leads 2-1
H: 1-1 A: 0-1 N: 0-0
 12/21/17.L . . 71-72Manhattan, Kan.
 12/22/16.L . . 59-67Cedar Falls, Iowa
 12/3/92.W . . 61-55Manhattan, Kan.

Northern Oklahoma JC.K-State leads 1-0
H: 0-0 A: 0-0 N: 1-0
 11/23/73.W . . 56-52Enid, Okla.

Northwest Missouri StateSeries tied 3-3
H: 1-2 A: 1-0 N: 1-1
 2/8/78.W . . 71-69Manhattan, Kan.
 2/2/77.L . . 57-71Manhattan, Kan.
 3/5/76.W . . 67-63#Moorhead, Minn.
 12/7/74.W . . 66-58Marysville, Mo.
 12/2/72.L . . 35-41Manhattan, Kan.
 3/11/72.L . . 66-70#Springfield, Mo.
 # AIAW Region VI Tournament

Northwest Oklahoma StateK-State leads 1-0
H: 1-0 A: 0-0 N: 0-0
 2/24/77W . . . 78-62Manhattan, Kan.

NorthwesternSeries tied 3-3
H: 0-1 A: 2-1 N: 1-1
 12/19/11W . . . 64-45Las Vegas, Nev.
 12/13/09L . . . 50-53Manhattan, Kan.
 11/17/08W . . . 57-52Evanston, Ill.
 12/18/95L . . . 77-86 (OT)San Juan, P.R.
 3/11/87L . . . 61-62 (2OT)\$Evanston, Ill.
 12/3/83W . . . 97-65Evanston, Ill.
 \$ NCAA Midwest Regional First Round

Northwestern State (La.)NWSU leads 1-0
H: 0-0 A: 0-0 N: 1-0
 2/17/73L . . . 46-54Houston, Texas

Notre DameNotre Dame leads 2-0
H: 0-1 A: 0-0 N: 0-1
 12/20/12L . . . 57-87Las Vegas, Nev.
 3/25/03L . . . 53-59#Manhattan, Kan.
 # NCAA East Regional Second Round

OhioOU leads 2-0
H: 0-1 A: 0-1 N: 0-0
 12/3/96L . . . 65-75Athens, Ohio
 12/6/95L . . . 68-69Manhattan, Kan.

Ohio StateOSU leads 4-2
H: 0-2 A: 1-2 N: 1-0
 11/16/98L . . . 62-63Manhattan, Kan.
 12/13/97W . . . 67-64Columbus, Ohio
 11/27/94L . . . 73-87Manhattan, Kan.
 12/19/93L . . . 70-105Columbus, Ohio
 12/17/77L . . . 55-65Columbus, Ohio
 3/20/75W . . . 61-51\$Harrisonburg, Va.
 \$ AIAW National Tournament

OklahomaOklahoma leads 39-26
H: 15-15 A: 8-21 N: 3-3
 1/31/18L . . . 49-68Norman, Okla.
 1/17/18L . . . 71-76Manhattan, Kan.
 2/21/17W . . . 79-71Manhattan, Kan.
 1/4/17L . . . 80-85 (ot)Norman, Okla.
 2/9/16W . . . 87-71Manhattan, Kan.
 1/10/16L . . . 58-68Norman, Okla.
 2/21/15L . . . 64-73Manhattan, Kan.
 2/7/15L . . . 58-66Norman, Okla.
 1/29/14W . . . 86-78Manhattan, Kan.
 1/11/14L . . . 50-61Norman, Okla.
 2/20/13L . . . 57-72Norman, Okla.
 2/6/13L . . . 68-74Manhattan, Kan.
 2/15/12L . . . 62-68Norman, Okla.
 1/17/12L . . . 57-65Manhattan, Kan.
 1/12/11L . . . 45-52Norman, Okla.
 2/21/10L . . . 58-64Manhattan, Kan.
 1/14/09L . . . 48-64Norman, Okla.
 2/20/08L . . . 65-68Manhattan, Kan.
 1/3/07L . . . 58-78Norman, Okla.
 2/21/06L . . . 64-78Manhattan, Kan.
 2/13/05L . . . 61-77Norman, Okla.
 3/11/04L . . . 66-78%Dallas, Texas
 1/31/04W . . . 74-65Manhattan, Kan.
 2/1/03W . . . 74-45Norman, Okla.
 3/7/02L . . . 49-69%Kansas City, Mo.
 2/13/02L . . . 68-76Manhattan, Kan.
 2/14/00L . . . 60-79Norman, Okla.
 2/22/00L . . . 56-64Manhattan, Kan.
 2/13/99L . . . 58-79Norman, Okla.
 2/4/98L . . . 67-69Manhattan, Kan.
 3/4/97W . . . 81-56%Kansas City, Mo.
 2/8/97W . . . 49-47Norman, Okla.
 2/16/96L . . . 54-62Norman, Okla.
 1/21/96W . . . 80-67 ^Manhattan, Kan.
 2/17/95L . . . 60-71Norman, Okla.
 1/22/95L . . . 70-79Manhattan, Kan.
 2/18/94W . . . 71-70Norman, Okla.
 1/23/94W . . . 72-54Manhattan, Kan.
 2/19/93L . . . 65-87Manhattan, Kan.
 1/24/93L . . . 60-68Norman, Okla.
 2/12/92L . . . 73-88Manhattan, Kan.
 1/18/92W . . . 91-86Norman, Okla.
 2/6/91L . . . 56-88Norman, Okla.
 1/23/91W . . . 86-55Manhattan, Kan.
 2/14/90W . . . 92-88Manhattan, Kan.
 1/20/90W . . . 94-87Norman, Okla.
 2/22/89W . . . 84-83Manhattan, Kan.
 2/1/89W . . . 64-60Norman, Okla.

2/13/88L . . . 61-79Norman, Okla.
 1/13/88L . . . 65-96Manhattan, Kan.
 2/28/87W . . . 79-64*Salina, Kan.
 2/6/87W . . . 80-69Manhattan, Kan.
 1/6/87L . . . 47-70Norman, Okla.
 2/11/86L . . . 77-94Norman, Okla.
 1/22/86L . . . 83-72Manhattan, Kan.
 2/9/85W . . . 90-75Manhattan, Kan.
 1/26/85L . . . 85-92Norman, Okla.
 3/9/84W . . . 69-67*Kansas City, Mo.
 2/11/84W . . . 71-62Norman, Okla.
 1/21/84W . . . 88-70Manhattan, Kan.
 3/5/83W . . . 87-63Norman, Okla.
 2/5/83W . . . 86-74Manhattan, Kan.
 12/14/79W . . . 96-73Manhattan, Kan.
 1/7/78L . . . 61-67*Lawrence, Kan.
 2/12/76W . . . 90-27*Manhattan, Kan.
 % Big 12 Conference Championship
 * Big Eight Conference Tournament

Oklahoma CityK-State leads 1-0
H: 1-0 A: 0-0 N: 0-0
 12/12/81W . . . 71-64Manhattan, Kan.

Oklahoma StateK-State leads 36-33
H: 20-9 A: 11-18 N: 4-6
 1/13/18W . . . 80-64Manhattan, Kan.
 12/31/17L . . . 68-76Stillwater, Okla.
 1/28/17W . . . 74-69Manhattan, Kan.
 1/14/17W . . . 63-43Stillwater, Okla.
 2/29/16L . . . 51-59Stillwater, Okla.
 1/13/16W . . . 47-44Manhattan, Kan.
 1/28/15W . . . 52-51 (OT)Manhattan, Kan.
 1/14/15L . . . 47-69Stillwater, Okla.
 3/1/14L . . . 62-67Stillwater, Okla.
 1/8/14L . . . 51-58Manhattan, Kan.
 2/16/13L . . . 45-80Stillwater, Okla.
 1/23/13W . . . 76-70 (OT)Manhattan, Kan.
 2/22/12W . . . 53-50Manhattan, Kan.
 1/28/12W . . . 67-56Stillwater, Okla.
 1/9/11W . . . 63-45Manhattan, Kan.
 1/16/10L . . . 56-66Stillwater, Okla.
 2/15/09W . . . 79-71Manhattan, Kan.
 1/27/08W . . . 68-63Stillwater, Okla.
 2/28/07L . . . 55-64Manhattan, Kan.
 1/18/06W . . . 67-57Stillwater, Okla.
 2/5/05W . . . 66-55Manhattan, Kan.
 1/13/04W . . . 76-44Stillwater, Okla.
 2/15/03W . . . 64-46Manhattan, Kan.
 1/19/02L . . . 60-68Stillwater, Okla.
 2/3/01L . . . 55-69Manhattan, Kan.
 3/6/00L . . . 59-67%Kansas City, Mo.
 2/9/00W . . . 71-64Stillwater, Okla.
 1/2/99L . . . 56-59Manhattan, Kan.
 2/21/98L . . . 47-78Stillwater, Okla.
 2/5/97W . . . 58-50Manhattan, Kan.
 2/18/96W . . . 70-64Stillwater, Okla.
 1/19/96W . . . 81-68 (OT) ^Manhattan, Kan.
 3/4/95L . . . 59-69*Salina, Kan.
 2/19/95W . . . 57-56Stillwater, Okla.
 1/20/95L . . . 63-72Manhattan, Kan.
 3/5/94L . . . 51-61*Salina, Kan.
 2/20/94L . . . 43-55Stillwater, Okla.
 1/21/94W . . . 75-63Manhattan, Kan.
 2/21/93L . . . 53-63Manhattan, Kan.
 1/22/93L . . . 54-72Stillwater, Kan.
 3/1/92L . . . 56-85Stillwater, Kan.
 1/14/92L . . . 73-74Manhattan, Kan.
 3/3/91L . . . 70-87*Salina, Kan.
 2/20/91L . . . 61-79Stillwater, Kan.
 1/26/91W . . . 78-72Manhattan, Kan.
 3/5/90L . . . 65-72*Salina, Kan.
 2/21/90L . . . 66-75Stillwater, Okla.
 1/31/90W . . . 66-56Manhattan, Kan.
 3/5/89L . . . 53-65*Salina, Kan.
 2/26/89L . . . 71-81Stillwater, Okla.
 1/11/89W . . . 78-68Manhattan, Kan.
 2/27/88L . . . 54-73Manhattan, Kan.
 1-12-88L . . . 64-87Stillwater, Okla.
 2/17/87W . . . 74-62Manhattan, Kan.
 1/27/87L . . . 67-75Stillwater, Okla.
 2/18/86W . . . 83-65Manhattan, Kan.
 1/29/86L . . . 58-60Stillwater, Okla.
 3/5/85W . . . 86-62*Stillwater, Okla.
 2/12/85L . . . 47-75Stillwater, Okla.
 1/22/85L . . . 65-67Manhattan, Kan.
 2/18/84W . . . 86-62Manhattan, Kan.
 1/18/84W . . . 76-71Stillwater, Okla.
 3/10/83W . . . 102-64*Norman, Okla.

2/26/83W . . . 76-53Stillwater, Okla.
 2/11/83W . . . 84-59Manhattan, Kan.
 1/23/82W . . . 71-63Stillwater, Okla.
 1/18/79W . . . 86-64*Lincoln, Neb.
 1/5/78W . . . 95-69*Lawrence, Kan.
 1/17/76W . . . 79-68Lawrence, Kan.
 % Big 12 Conference Championship
 * Big Eight Conference Tournament

Old DominionODU leads 3-2
H: 1-0 A: 0-1 N: 1-2
 3/23/02L . . . 62-88!Milwaukee, Wis.
 1/5/84L . . . 64-92Norfolk, Va.
 3/18/82W . . . 76-67#Raleigh, N.C.
 12/4/82W . . . 58-50Manhattan, Kan.
 3/16/79L . . . 75-96&Cookeville, Tenn.
 ! NCAA Midstate Regional Sweet Sixteen
 # NCAA East Regional Sweet Sixteen
 & AIAW South Sectional

Oral RobertsK-State leads 6-2
H: 6-0 A: 0-2 N: 0-0
 12/14/14W . . . 53-47Manhattan, Kan.
 12/10/92W . . . 77-44Manhattan, Kan.
 12/3/91W . . . 66-64Manhattan, Kan.
 12/8/88W . . . 83-58Manhattan, Kan.
 1/8/88L . . . 57-58Tulsa, Okla.
 1/8/87W . . . 95-57Manhattan, Kan.
 1/8/86L . . . 75-78Tulsa, Okla.
 1/2/84W . . . 79-62Manhattan, Kan.

OregonUO leads 1-0
H: 0-0 A: 0-0 N: 0-1
 12/10/99L . . . 69-79Springfield, Mo.

Oregon StateSeries Tied 1-1
H: 1-0 A: 0-0 N: 0-1
 12/9/01L . . . 95-61Manhattan, Kan.
 12/19/83L . . . 62-70Portland, Ore.

Pacific ChristianK-State leads 1-0
H: 0-0 A: 0-0 N: 1-0
 11/23/81W . . . 103-36Manhattan, Kan.

Parsons CollegePC leads 4-0
H: 0-2 A: 0-2 N: 0-0
 1/10/71L . . . 41-68Parsons, Kan.
 1/9/71L . . . 50-69Parsons, Kan.
 12/23/71L . . . 35-45Manhattan, Kan.
 12/22/71L . . . 37-74Manhattan, Kan.

PennsylvaniaPenn leads 1-0
H: 0-0 A: 0-0 N: 0-1
 12/30/91L . . . 60-71DeKalb, Ill.

Penn StateK-State leads 2-1
H: 1-0 A: 0-0 N: 1-1
 11/25/17W . . . 70-65Las Vegas, Nev.
 11/29/03L . . . 56-69Freeport, Bahamas
 11/24/02W . . . 88-66!Manhattan, Kan.
 ! Preseason WNIT

PepperdineK-State leads 2-0
H: 1-0 A: 1-0 N: 0-0
 11/21/04W . . . 85-53Manhattan, Kan.
 12/22/80W . . . 84-80Malibu, Calif.

PfeifferK-State leads 1-0
H: 0-0 A: 0-0 N: 1-0
 12/22/78W . . . 89-77Chapel Hill, N.C.

PhillipsPhillips leads 3-2
H: 2-0 A: 0-2 N: 0-1
 1/7/77L . . . 68-78Wichita, Kan.
 1/30/76W . . . 55-51Manhattan, Kan.
 11/24/73L . . . 33-43Enid, Okla.
 2/28/73L . . . 38-47Enid, Okla.
 2/2/73W . . . 50-38Manhattan, Kan.

Pittsburg StateK-State leads 3-0
H: 1-0 A: 1-0 N: 0-0
 2/25/81W . . . forfeitManhattan, Kan.
 11/25/80W . . . 96-40Pittsburg, Kan.
 1968-69W . . . 47-32site unavailable

PittsburghK-State leads 1-0
H: 1-0 A: 0-0 N: 0-0
 11/27/81W . . . 79-63Manhattan, Kan.

Portland StateK-State leads 1-0
H: 0-0 A: 1-0 N: 0-0
 12/20/83W . . . 62-47Portland, Ore.

PrincetonK-State leads 3-0
H: 1-0 A: 0-0 N: 2-0
 12/18/16W . . . 60-42Manhattan, Kan.
 3/17/12W . . . 67-64\$Bridgeport, Conn.
 11/25/00W . . . 63-51Corvallis, Ore.
 \$ NCAA Kingston Regional First Round

PurduePurdue leads 4-0
H: 0-0 A: 0-1 N: 0-3
 11/25/11L . . . 42-46 (OT)Cancun, Mexico
 3/20/11L . . . 45-53\$Storrs, Conn.
 11/16/03L . . . 69-79West Lafayette, Ind.
 12/6/91L . . . 52-75Provo, Utah
 \$ NCAA Philadelphia Regional First Round

Queens CollegeK-State leads 1-0
H: 0-0 A: 0-0 N: 1-0
 70-71W . . . 49-35Culloohee, N.C.

QuincyK-State leads 1-0
H: 1-0 A: 0-0 N: 0-0
 1/28/93W . . . 62-44Manhattan, Kan.

RadfordRadford leads 1-0
H: 0-0 A: 0-0 N: 1-0
 12/3/88L . . . 61-74Minneapolis, Minn.

Ranger JCRanger leads 2-0
H: 0-0 A: 0-2 N: 0-0
 3/20/70L . . . 41-52Amarillo, Texas
 3/21/69L . . . 35-84Amarillo, Texas

Rhode IslandK-State leads 1-0
H: 0-0 A: 0-0 N: 1-0
 12/28/76W . . . 59-50New York, N.Y.

RiceK-State leads 1-0
H: 0-0 A: 0-0 N: 1-0
 12/29/06W . . . 83-54Miami, Fla.

RichmondK-State leads 1-0
H: 0-0 A: 0-0 N: 1-0
 11/24/02W . . . 85-63St. Thomas, V.I.

Rockhurst CollegeK-State leads 1-0
H: 1-0 A: 0-0 N: 0-0
 11/28/87W . . . 82-65Manhattan, Kan.

RutgersRutgers leads 1-0
H: 0-0 A: 0-1 N: 0-0
 1/8/80L . . . 56-81New Brunswick, N.J.

St. BonaventureK-State leads 1-0
H: 0-0 A: 0-0 N: 1-0
 12/11/93W . . . 77-67Fairfield, Conn.

St. John'sK-State leads 1-0
H: 1-0 A: 0-0 N: 0-0
 11/13/10W . . . 64-53Manhattan, Kan.

Saint Joseph'sSJU leads 2-1
H: 0-1 A: 1-0 N: 0-1
 12/3/05L . . . 68-78Manhattan, Kan.
 12/30/04W . . . 68-49Philadelphia, Pa.
 3/14/97L . . . 52-70\$Tuscaloosa, Ala.
 \$ NCAA East Regional First Round

Saint LouisK-State leads 3-0
H: 3-0 A: 0-0 N: 0-0
 3/15/18W . . . 75-61+Manhattan, Kan.
 12/6/03W . . . 94-54Manhattan, Kan.
 1/4/92W . . . 68-46Manhattan, Kan.
 + Postseason WNIT

St. Mary of the PlainsK-State leads 2-0
H: 1-0 A: 0-0 N: 1-0
 1/12/87W . . . 88-50Manhattan, Kan.
 2/27/75W . . . 78-27Hays, Kan.

Saint Mary's (Calif.)SMC leads 1-0
H: 0-0 A: 0-0 N: 0-1
 12/10/93L . . . 71-75Fairfield, Conn.

Saint Peter's (N.J.) **K-State leads 1-0**
H: 0-0 A: 1-0 N: 0-0
 12/30/05.....W... 72-64 Jersey City, N.J.

San Diego State **K-State leads 2-1**
H: 1-0 A: 0-1 N: 1-0
 12/5/98.....W... 77-56 Manhattan, Kan.
 12/28/97.....L... 53-57 San Diego, Calif.
 12/7/90.....W... 73-65 Long Beach, Calif.

Sacramento State **K-State leads 3-0**
H: 3-0 A: 0-0 N: 0-0
 12/5/03.....W... 94-31 Manhattan, Kan.
 1/12/95.....W... 93-35 Manhattan, Kan.
 3/3/94.....W... 69-55 Manhattan, Kan.

Sam Houston State **K-State leads 1-0**
H: 1-0 A: 0-0 N: 0-0
 12/19/15.....W... 78-50 Manhattan, Kan.

Samford **K-State leads 1-0**
H: 1-0 A: 0-0 N: 0-0
 12/30/14.....W... 60-41 Manhattan, Kan.

Santa Clara **K-State leads 3-0**
H: 1-0 A: 1-0 N: 1-0
 12/15/06.....W... 76-52 Manhattan, Kan.
 11/26/05.....W... 100-71 Santa Clara, Calif.
 12/30/98.....W... 66-64 San Jose, Calif.

Seminole JC **Seminole leads 4-0**
H: 0-2 A: 0-2 N: 0-0
 2/20/71.....L... 42-52 Manhattan, Kan.
 2/19/71.....L... 40-53 Manhattan, Kan.
 12/12/70.....L... 43-85 Seminole, Okla.
 12/11/70.....L... 58-75 Seminole, Okla.

Seton Hall **K-State leads 1-0**
H: 0-0 A: 1-0 N: 0-0
 1/11/80.....W... 66-45 South Orange, N.J.

Simpson College **K-State leads 1-0**
H: 0-0 A: 0-0 N: 1-0
 1/5/77.....W... 80-50 Wichita, Kan.

South Alabama **K-State leads 1-0**
H: 0-0 A: 0-0 N: 1-0
 1/5/88.....W... 65-64 Miami, Fla.

South Carolina **Series Tied 2-2**
H: 0-1 A: 0-1 N: 2-0
 3/20/16.....L... 47-73\$ Columbia, S.C.
 11/28/81.....L... 65-81 Manhattan, Kan.
 12/20/80.....W... 82-62 Los Angeles, Calif.
 3/24/73.....W... 69-57# New York, N.Y.
 \$ NCAA Sioux Falls Region Second Round
 # AIAW National Tournament

South Dakota **K-State leads 5-0**
H: 4-0 A: 0-0 N: 1-0
 11/19/15.....W... 84-81(ot) Manhattan, Kan.
 12/9/12.....L... 68-54 Manhattan, Kan.
 12/4/94.....W... 81-37 Manhattan, Kan.
 12/4/81.....W... 73-60 Lincoln, Neb.
 3/6/81.....W... 104-52 Manhattan, Kan.

South Dakota State **K-State leads 5-0**
H: 1-0 A: 1-0 N: 3-0
 12/10/11.....W... 63-46 Brookings, S.D.
 11/30/10.....W... 56-51 Manhattan, Kan.
 3/4/76.....W... 73-41\$ Moorhead, Minn.
 3/6/75.....W... 70-40\$ Lawrence, Kan.
 3/8/73.....W... 43-35\$ Warrensburg, Mo.
 \$ AIAW Region VI Tournament

Southeast Missouri State **K-State leads 1-0**
H: 0-0 A: 0-0 N: 1-0
 12/30/03.....W... 78-42 San Antonio, Texas

South Florida **K-State leads 1-0**
H: 0-0 A: 1-0 N: 0-0
 12/28/00.....W... 71-56 Tampa, Fla.

Southern **K-State leads 2-0**
H: 2-0 A: 0-0 N: 0-0
 11/25/15.....W... 59-47 Manhattan, Kan.
 12/5/97.....W... 82-38 Manhattan, Kan.

Southern Connecticut State **SCSU leads 2-0**
H: 0-0 A: 0-0 N: 0-2
 12/27/76.....L... 46-55 New York, N.Y.
 3/22/73.....L... 52-56\$ New York, N.Y.
 \$ AIAW National Tournament

SIUE **K-State leads 1-0**
H: 1-0 A: 0-0 N: 0-0
 11/14/14.....W... 81-55 Manhattan, Kan.

Southern Illinois **K-State leads 3-0**
H: 1-0 A: 2-0 N: 0-0
 3/17/07.....W... 72-46+ Manhattan, Kan.
 1/13/71.....W... 32-28 Carbondale, Ill.
 1/12/71.....W... 56-38 Carbondale, Ill.
 + Postseason WNIT

Southern Utah **K-State leads 1-0**
H: 1-0 A: 0-0 N: 0-0
 11/12/07.....W... 87-38 Manhattan, Kan.

SMU **Series tied 1-1**
H: 1-0 A: 0-0 N: 0-1
 11/28/13.....L... 57-68 Freeport, Bahamas
 12/29/90.....W... 69-59 Manhattan, Kan.

Southern State College **SSC leads 1-0**
H: 0-0 A: 0-0 N: 0-1
 3/22/69.....L... 55-75 Amarillo, Texas

Southwestern College **K-State leads 3-0**
H: 2-0 A: 1-0 N: 0-0
 2/26/71.....W... 43-29 Manhattan, Kan.
 2/9/71.....W... 53-24 Winfield, Kan.
 3/6/70.....W... 56-36 Manhattan, Kan.

Stanford **Stanford leads 2-0**
H: 0-1 A: 0-1 N: 0-0
 3/20/17.....L... 48-69\$ Manhattan, Kan.
 11/30/02.....L... 57-63 Stanford, Calif.
 \$ NCAA Lexington Region Second Round

Stephen F. Austin **K-State leads 4-2**
H: 3-0 A: 0-0 N: 1-2
 11/10/17.....W... 74-49 Manhattan, Kan.
 12/11/87.....L... 59-82 Dallas, Texas
 3/13/82.....W... 78-75\$ Manhattan, Kan.
 1/5/81.....W... 83-75 Manhattan, Kan.
 1/9/76.....W... 63-46 Temple, Texas
 2/26/72.....L... 65-67 (OT) Houston, Texas
 \$ NCAA East Regional First Round

Temple **K-State leads 1-0**
H: 0-0 A: 0-0 N: 1-0
 11/29/02.....W... 72-65 Stanford, Calif.

Temple JC **K-State leads 1-0**
H: 0-0 A: 1-0 N: 0-0
 1/8/76.....W... 93-77 Temple, Texas

Tennessee **Tennessee leads 4-0**
H: 0-0 A: 0-2 N: 0-2
 12/6/85.....L... 56-68 DeKalb, Ill.
 1/7/82.....L... 68-83 Knoxville, Tenn.
 3/15/80.....L... 64-84\$ Knoxville, Tenn.
 3/24/77.....L... 69-81\$ Minneapolis, Minn.
 \$ AIAW National Tournament

Tennessee Tech **TTU leads 2-0**
H: 0-0 A: 0-0 N: 0-2
 12/15/77.....L... 59-73 Columbus, Ohio
 3/25/77.....L... 58-68\$ Minneapolis, Minn.
 \$ AIAW National Tournament

Tennessee State **K-State leads 3-0**
H: 1-0 A: 2-0 N: 0-0
 11/8/13.....W... 85-53 Manhattan, Kan.
 11/20/12.....W... 62-47 Nashville, Tenn.
 12/30/99.....W... 72-58 Nashville, Tenn.

Texas **Texas leads 22-14**
H: 8-8 A: 3-13 N: 3-1
 2/10/18.....L... 54-76 Austin, Texas
 1/7/18.....L... 64-75 Manhattan, Kan.
 2/27/17.....L... 61-69 Manhattan, Kan.
 2/4/17.....L... 58-63 Austin, Texas
 2/17/16.....L... 51-58 Austin, Texas
 1/30/16.....L... 51-66 Manhattan, Kan.
 2/18/15.....L... 58-76 Austin, Texas

2/4/15.....W... 66-57 Manhattan, Kan.
 2/12/14.....L... 63-69 Manhattan, Kan.
 1/5/14.....L... 53-67 Austin, Texas
 3/8/13.....W... 51-49% Dallas, Texas
 2/13/13.....W... 68-47 Manhattan, Kan.
 1/26/13.....L... 40-59 Austin, Texas
 2/18/12.....W... 65-45 Manhattan, Kan.
 2/1/12.....W... 64-55 Austin, Texas
 2/9/11.....L... 59-69 Manhattan, Kan.
 2/17/10.....L... 41-62 Austin, Texas
 3/4/09.....W... 66-50 Manhattan, Kan.
 1/16/08.....W... 77-74 (OT) Austin, Texas
 2/3/07.....L... 34-61 Manhattan, Kan.
 1/22/06.....L... 70-71 (OT) Austin, Texas
 3/10/05.....W... 72-69% Kansas City, Mo.
 2/16/05.....L... 60-64 Manhattan, Kan.
 2/29/04.....L... 63-65 Austin, Texas
 1/25/03.....W... 71-69 Manhattan, Kan.
 3/6/02.....W... 79-63% Kansas City, Mo.
 1/30/02.....W... 80-76 (2OT) Austin, Texas
 1/17/01.....W... 72-63 Manhattan, Kan.
 1/5/00.....L... 58-80 Austin, Texas
 1/16/99.....W... 75-65 Manhattan, Kan.
 2/11/98.....L... 57-73 Austin, Texas
 1/11/97.....W... 68-67 Manhattan, Kan.
 12/15/84.....L... 48-74 Austin, Texas
 12/30/83.....L... 78-82 Manhattan, Kan.
 3/25/83.....L... 70-73 (OT)# Ruston, La.
 12/11/82.....L... 73-93 Austin, Texas
 % Big 12 Conference Championship
 # NCAA Midwest Regional

Texas A&M **K-State leads 13-9**
H: 7-2 A: 5-4 N: 1-3
 12/19/12.....L... 60-83 Las Vegas, Nev.
 2/8/12.....L... 36-67 College Station, Texas
 1/4/12.....W... 71-69 (OT) Manhattan, Kan.
 3/2/11.....W... 71-67 Manhattan, Kan.
 2/13/10.....L... 63-69 College Station, Texas
 3/13/09.....L... 63-65% Oklahoma City, Okla.
 3/1/09.....L... 45-71 Manhattan, Kan.
 1/13/08.....W... 67-54 College Station, Texas
 1/6/07.....L... 48-45 Manhattan, Kan.
 1/11/06.....L... 39-66 College Station, Texas
 1/19/05.....W... 74-50 Manhattan, Kan.
 2/18/04.....W... 59-56 College Station, Texas
 2/22/03.....W... 88-49 Manhattan, Kan.
 1/16/02.....W... 66-61 College Station, Texas
 2/20/01.....W... 60-55 Manhattan, Kan.
 1/15/00.....W... 67-62 College Station, Texas
 1/27/99.....L... 59-73 Manhattan, Kan.
 2/25/98.....L... 76-81 College Station, Texas
 1/25/97.....W... 73-61 Manhattan, Kan.
 12/2/88.....L... 62-65 Minneapolis, Minn.
 12/9/82.....W... 83-72 College Station, Texas
 11/25/76.....W... 61-53 Plainview, Texas

Texas A&M-Corpus Christi **K-State leads 1-0**
H: 1-0 A: 0-0 N: 0-0
 12/2/00.....W... 63-54 Manhattan, Kan.

TCU **TCU leads 7-6**
H: 4-2 A: 2-4 N: 0-1
 2/17/18.....L... 70-87 Fort Worth, Texas
 1/24/18.....L... 63-68 Manhattan, Kan.
 2/18/17.....W... 68-65 Fort Worth, Texas
 1/18/17.....W... 74-63 Manhattan, Kan.
 1/16/16.....W... 58-49 Manhattan, Kan.
 1/2/16.....L... 73-87 Fort Worth, Texas
 2/28/15.....L... 47-67 Fort Worth, Texas
 2/11/15.....W... 93-79 Manhattan, Kan.
 3/3/14.....L... 46-51 Manhattan, Kan.
 2/19/14.....L... 44-64 Fort Worth, Texas
 1/19/13.....W... 57-54 Fort Worth, Texas
 1/5/13.....W... 59-58 Manhattan, Kan.
 12/11/99.....L... 62-71 Springfield, Mo.

UT-Arlington **K-State leads 5-0**
H: 5-0 A: 0-0 N: 0-0
 12/6/17.....W... 70-56 Manhattan, Kan.
 12/7/16.....W... 62-49 Manhattan, Kan.
 12/3/15.....W... 61-41 Manhattan, Kan.
 12/4/14.....W... 45-41 Manhattan, Kan.
 12/14/08.....W... 73-63 Manhattan, Kan.

UT Rio Grande Valley **K-State leads 3-0**
H: 2-0 A: 0-0 N: 1-0
 12/7/15.....W... 61-43 Manhattan, Kan.
 12/2/05.....W... 82-56 Manhattan, Kan.
 12/12/87.....W... 110-46 Dallas, Texas

UTSA **K-State leads 3-1**
H: 1-0 A: 1-1 N: 1-0
 12/20/10.....L... 55-72 San Antonio, Texas
 12/21/09.....W... 59-55 Las Vegas, Nev.
 11/23/08.....W... 80-51 Manhattan, Kan.
 12/31/03.....W... 75-45 San Antonio, Texas

Texas State **K-State leads 2-0**
H: 1-0 A: 0-0 N: 1-0
 12/16/07.....W... 90-52 Manhattan, Kan.
 2/26/72.....W... 67-53 Houston, Texas

Texas Tech **K-State leads 21-13**
H: 9-5 A: 10-6 N: 2-2
 2/26/18.....W... 86-63 Lubbock, Texas
 2/7/18.....W... 83-69 Manhattan, Kan.
 2/1/17.....W... 65-53 Lubbock, Texas
 1/7/17.....W... 68-54 Manhattan, Kan.
 2/21/16.....W... 65-53 Manhattan, Kan.
 1/24/16.....W... 65-53 Lubbock, Texas
 2/15/15.....L... 68-74(OT) Manhattan, Kan.
 1/31/15.....W... 41-38 Lubbock, Texas
 2/15/14.....W... 60-54 Manhattan, Kan.
 1/14/14.....W... 72-65 Lubbock, Texas
 3/2/13.....W... 68-62 Manhattan, Kan.
 1/9/13.....L... 50-59 Lubbock, Texas
 3/3/12.....L... 64-63 Manhattan, Kan.
 1/14/12.....W... 62-61 Lubbock, Texas
 1/15/11.....L... 66-68 (2OT) Lubbock, Texas
 3/11/10.....W... 59-51 Kansas City, Mo.
 2/24/10.....L... 67-75 (OT) Manhattan, Kan.
 1/21/09.....L... 60-48 Lubbock, Texas
 1/16/08.....W... 71-45 Manhattan, Kan.
 2/11/07.....W... 66-59 Lubbock, Texas
 1/4/06.....W... 53-51 Manhattan, Kan.
 1/22/05.....W... 55-53 Lubbock, Texas
 3/3/04.....W... 85-73 Manhattan, Kan.
 3/13/03.....L... 65-71% Dallas, Texas
 3/6/03.....L... 64-73 Lubbock, Texas
 1/27/02.....W... 76-63 Manhattan, Kan.
 1/31/00.....L... 41-72 Lubbock, Texas
 1/18/00.....L... 47-51 Manhattan, Kan.
 3/3/99.....L... 55-74% Kansas City, Mo.
 1/9/99.....L... 60-73 Lubbock, Texas
 2/28/98.....L... 62-67 Manhattan, Kan.
 3/5/97.....W... 76-68% Kansas City, Mo.
 1/18/97.....L... 61-76 Lubbock, Texas
 12/1/78.....W... 83-66 Lubbock, Texas
 % Big 12 Conference Championship

Texas Southern **K-State leads 2-0**
H: 2-0 A: 0-0 N: 0-0
 3/21/13.....W... 72-44+ Manhattan, Kan.
 12/1/00.....W... 84-41 Manhattan, Kan.
 + Postseason WNIT

Texas Women's College **K-State leads 2-0**
H: 1-0 A: 0-0 N: 1-0
 6/6/79.....W... 66-62 Manhattan, Kan.
 2/17/73.....W... 45-39 Houston, Texas

Towson **K-State leads 1-0**
H: 0-0 A: 0-0 N: 1-0
 3/12/70.....W... 52-42 Boston, Mass.

Tulane **Tulane leads 1-0**
H: 0-1 A: 0-0 N: 0-0
 11/21/07.....L... 57-60 Cancun, Mexico

Tulsa **K-State leads 4-0**
H: 2-0 A: 2-0 N: 0-0
 11/14/16.....W... 82-62 Manhattan, Kan.
 11/13/15.....W... 75-67 Tulsa, Okla.
 1/22/82.....W... 94-54 Tulsa, Okla.
 11/22/80.....W... 109-78 Manhattan, Kan.

UCLA **UCLA leads 4-0**
H: 0-1 A: 0-2 N: 0-1
 11/24/17.....L... 55-64 Las Vegas, Nev.
 12/19/80.....L... 70-83 Los Angeles, Calif.
 2/2/79.....L... 60-64 Manhattan, Kan.
 1/20/78.....L... 62-123 Los Angeles, Calif.

UC Davis **K-State leads 2-1**
H: 1-1 A: 1-0 N: 0-0
 3/23/18 . . . L . . . 69-71+ . . . Manhattan, Kan.
 12/12/10 . . . W . . . 61-41 . . . Manhattan, Kan.
 12/29/09 . . . W . . . 73-59 . . . Davis, Calif.
 + Postseason WNIT

UC Riverside **K-State leads 1-0**
H: 0-0 A: 0-0 N: 1-0
 12/30/13 . . . W . . . 74-42 . . . San Diego, Calif.

UC Santa Barbara **K-State leads 3-0**
H: 1-0 A: 2-0 N: 0-0
 12/15/13 . . . W . . . 73-64 . . . Manhattan, Kan.
 12/29/12 . . . W . . . 60-45 . . . Santa Barbara, Calif.
 12/29/86 . . . W . . . 57-48 . . . Santa Barbara, Calif.

UMKC **K-State leads 8-3**
H: 6-0 A: 2-3 N: 0-0
 11/18/14 . . . W . . . 65-36 . . . Manhattan, Kan.
 12/9/06 . . . W . . . 64-56 . . . Kansas City, Mo.
 12/11/05 . . . W . . . 75-42 . . . Manhattan, Kan.
 12/11/04 . . . W . . . 63-31 . . . Kansas City, Mo.
 11/17/00 . . . W . . . 62-49 . . . Manhattan, Kan.
 1/8/92 . . . L . . . 48-72 . . . Kansas City, Mo.
 11/27/90 . . . W . . . 63-57 . . . Manhattan, Kan.
 12/12/89 . . . L . . . 54-60 . . . Kansas City, Mo.
 11/29/88 . . . W . . . 54-35 . . . Manhattan, Kan.
 12/19/87 . . . L . . . 73-77 . . . Kansas City, Mo.
 12/19/86 . . . W . . . 72-61 . . . Manhattan, Kan.

UNLV **K-State leads 4-2**
H: 1-0 A: 2-2 N: 1-0
 12/21/12 . . . W . . . 80-54 . . . Las Vegas, Nev.
 12/20/11 . . . L . . . 38-44 . . . Las Vegas, Nev.
 1/4/86 . . . W . . . 66-63 . . . Las Vegas, Nev.
 1/27/78 . . . W . . . 89-62 . . . Lawrence, Kan.
 1/18/78 . . . L . . . 84-113 . . . Las Vegas, Nev.
 12/17/76 . . . W . . . 73-71 . . . Manhattan, Kan.

USC **K-State leads 1-0**
H: 1-0 A: 0-0 N: 0-0
 11/20/02 . . . W . . . 73-61! . . . Manhattan, Kan.
 ! Preseason WNIT

Utah **Utah leads 4-3**
H: 2-2 A: 0-2 N: 1-0
 3/18/18 . . . W . . . 74-57+ . . . Manhattan, Kan.
 4/3/13 . . . L . . . 46-54 (OT)+ . . . Manhattan, Kan.
 11/28/98 . . . L . . . 58-76 . . . Salt Lake City, Utah
 12/6/97 . . . L . . . 57-68 . . . Manhattan, Kan.
 12/17/94 . . . L . . . 46-61 . . . Salt Lake City, Utah
 1/1/94 . . . W . . . 49-41 . . . Manhattan, Kan.
 3/23/77 . . . W . . . 70-32\$. . . Minneapolis, Minn.
 + Postseason WNIT
 \$ AIAW National Tournament

UTEP **K-State leads 4-3**
H: 1-1 A: 1-1 N: 2-1
 11/26/16 . . . W . . . 61-40 . . . St. Thomas USVI
 11/25/14 . . . W . . . 72-43 . . . Puerto Vallarta, Mexico
 11/16/13 . . . L . . . 39-84 . . . El Paso, Texas
 12/16/12 . . . L . . . 50-52 . . . Manhattan, Kan.
 11/14/08 . . . W . . . 65-44 . . . El Paso, Texas
 12/1/07 . . . W . . . 66-58 . . . Manhattan, Kan.
 12/6/96 . . . L . . . 61-67 . . . Moscow, Idaho

Valdosta State **VSU leads 1-0**
H: 0-0 A: 0-0 N: 0-1
 3/17/79 . . . L . . . 92-104\$. . . Cookeville, Tenn.
 \$ AIAW South Sectional Tournament

Valparaiso **K-State leads 1-0**
H: 0-0 A: 0-0 N: 1-0
 3/21/04 . . . W . . . 71-63\$. . . Minneapolis, Minn.
 \$ NCAA Midwest Regional First Round

Vanderbilt **Vandy leads 2-0**
H: 0-0 A: 0-0 N: 0-2
 3/23/09 . . . L . . . 61-74\$. . . Albuquerque, N.M.
 3/21/05 . . . L . . . 60-63\$. . . Seattle, Wash.
 \$ NCAA Raleigh Regional Second Round
 \$ NCAA Kansas City Regional Second Round

VCU **K-State leads 1-0**
H: 0-0 A: 0-0 N: 1-0
 12/20/09 . . . W . . . 73-67 . . . Las Vegas, Nev.

Vermont **K-State leads 2-0**
H: 1-0 A: 0-0 N: 1-0
 12/30/10 . . . W . . . 68-39 . . . Hanover, N.H.
 12/17/00 . . . W . . . 64-60 (OT) . . . Manhattan, Kan.

Villanova **K-State leads 1-0**
H: 0-0 A: 0-0 N: 1-0
 12/28/04 . . . W . . . 75-63 . . . Philadelphia, Pa.

Virginia **K-State leads 1-0**
H: 0-0 A: 0-0 N: 1-0
 11/29/13 . . . W . . . 49-46 . . . Freeport, Bahamas

Virginia State **K-State leads 1-0**
H: 0-0 A: 0-0 N: 1-0
 2/7/81 . . . W . . . 84-43 . . . University Park, Pa.

Washburn **K-State leads 5-0**
H: 2-0 A: 3-0 N: 0-0
 2/21/74 . . . W . . . 50-30 . . . Topeka, Kan.
 12/7/73 . . . W . . . 78-16 . . . Manhattan, Kan.
 2/1/72 . . . W . . . 39-15 . . . Manhattan, Kan.
 1/14/72 . . . W . . . 59-26 . . . Topeka, Kan.
 2/24/71 . . . W . . . 39-24 . . . Topeka, Kan.

Washington **K-State leads 2-0**
H: 1-0 A: 1-0 N: 0-0
 12/30/08 . . . W . . . 73-60 . . . Seattle, Wash.
 11/10/07 . . . W . . . 88-61 . . . Manhattan, Kan.

Washington State **K-State leads 4-0**
H: 3-0 A: 1-0 N: 0-0
 11/20/09 . . . W . . . 70-63 . . . Manhattan, Kan.
 12/28/08 . . . W . . . 74-58 . . . Pullman, Wash.
 12/30/94 . . . W . . . 88-68 . . . Manhattan, Kan.
 11/28/80 . . . W . . . 67-48 . . . Manhattan, Kan.

Wayland Baptist **Wayland leads 10-3**
H: 1-4 A: 1-2 N: 1-4
 12/5/81 . . . W . . . 93-78 . . . Lincoln, Neb.
 11/30/79 . . . W . . . 79-69 . . . Manhattan, Kan.
 12/5/78 . . . W . . . 76-71 . . . Plainview, Texas
 12/2/77 . . . L . . . 56-70 . . . Manhattan, Kan.
 1/11/77 . . . L . . . 64-72 . . . Manhattan, Kan.
 1/13/76 . . . L . . . 53-80 . . . Plainview, Texas
 12/16/75 . . . L . . . 49-52 . . . Manhattan, Kan.
 3/22/75 . . . L . . . 55-63\$. . . Harrisonburg, Va.
 1/11/75 . . . L . . . 44-91 . . . Plainview, Texas
 11/23/74 . . . L . . . 57-97 . . . LaVern, Okla.
 3/22/74 . . . L . . . 34-49\$. . . Manhattan, Kan.
 3/19/70 . . . L . . . 43-61 . . . Amarillo, Texas
 3/20/69 . . . L . . . 21-76 . . . Amarillo, Texas
 \$ AIAW National Tournament

Wayne State **Wayne State leads 4-3**
H: 1-2 A: 0-2 N: 2-0
 12/3/76 . . . L . . . 57-59 . . . Wayne, Neb.
 2/2/76 . . . W . . . 89-57 . . . Manhattan, Kan.
 11/29/75 . . . W . . . 90-65 . . . Springfield, Mo.
 3/10/73 . . . W . . . 43-39\$. . . Warrensburg, Mo.
 2/6/71 . . . L . . . 50-51 . . . Manhattan, Kan.
 1/17/71 . . . L . . . 31-50 . . . Manhattan, Kan.
 1/24/70 . . . L . . . 45-47 . . . Wayne, Neb.
 \$ AIAW Region VI Tournament

Weber State **K-State leads 2-0**
H: 2-0 A: 0-0 N: 0-0
 12/17/06 . . . W . . . 59-54 . . . Manhattan, Kan.
 12/7/02 . . . W . . . 60-36 . . . Manhattan, Kan.

Weatherford JC. **K-State leads 1-0**
H: 0-0 A: 0-0 N: 1-0
 1/10/76 . . . W . . . 66-59 . . . Temple, Texas

West Texas State **K-State leads 1-0**
H: 0-0 A: 0-0 N: 1-0
 3/21/70 . . . W . . . 56-47 . . . Amarillo, Texas

West Virginia **West Virginia leads 10-3**
H: 2-4 A: 1-5 N: 0-1
 2/20/18 . . . L . . . 66-75 . . . Manhattan, Kan.
 1/3/18 . . . W . . . 60-52 . . . Morgantown, W. Va.
 2/15/17 . . . L . . . 59-66 . . . Morgantown, W. Va.
 1/1/17 . . . W . . . 86-71 . . . Manhattan, Kan.
 3/5/16 . . . L . . . 65-74% . . . Oklahoma City, Okla.
 2/6/16 . . . L . . . 44-64 . . . Morgantown, W. Va.
 1/6/16 . . . L . . . 53-72 . . . Manhattan, Kan.
 3/3/15 . . . W . . . 59-55 . . . Manhattan, Kan.
 1/21/15 . . . L . . . 51-63 . . . Morgantown, W. Va.

2/22/14 . . . L . . . 40-61 . . . Manhattan, Kan.
 2/8/14 . . . L . . . 44-84 . . . Morgantown, W. Va.
 2/26/13 . . . L . . . 57-66 . . . Morgantown, W. Va.
 1/12/13 . . . L . . . 52-66 . . . Manhattan, Kan.
 % Big 12 Conference Championship

Western Carolina **WCU leads 1-0**
H: 0-0 A: 0-0 N: 1-0
 3/13/70 . . . L . . . 38-43 . . . Boston, Mass.

Western Illinois **K-State leads 7-0**
H: 7-0 A: 0-0 N: 0-0
 12/21/15 . . . W . . . 84-45 . . . Manhattan, Kan.
 11/21/10 . . . W . . . 63-53 . . . Manhattan, Kan.
 1/2/08 . . . W . . . 68-53 . . . Manhattan, Kan.
 11/21/03 . . . W . . . 76-48 . . . Manhattan, Kan.
 1/3/03 . . . W . . . 84-40 . . . Manhattan, Kan.
 11/21/00 . . . W . . . 63-54 . . . Manhattan, Kan.
 11/28/86 . . . W . . . 84-46 . . . Manhattan, Kan.

Western Kentucky **Series Tied 1-1**
H: 1-0 A: 0-0 N: 0-1
 3/28/06 . . . W . . . 57-56+ (OT) . . . Manhattan, Kan.
 1/3/86 . . . L . . . 69-95 . . . Las Vegas, Nev.
 + Postseason WNIT

Western Michigan **K-State leads 3-0**
H: 1-0 A: 1-0 N: 1-0
 2/20/02 . . . W . . . 92-75 . . . Manhattan, Kan.
 11/26/01 . . . W . . . 91-62 . . . St. Thomas, V.I.
 12/5/00 . . . W . . . 90-81 . . . Kalamazoo, Mich.

Wichita State **K-State leads 41-8**
H: 20-4 A: 21-3 N: 2-1
 12/12/14 . . . L . . . 48-51 . . . Wichita, Kan.
 11/20/13 . . . L . . . 46-69 . . . Manhattan, Kan.
 12/4/12 . . . W . . . 48-43 . . . Wichita, Kan.
 12/7/11 . . . L . . . 60-34 . . . Manhattan, Kan.
 12/15/00 . . . W . . . 65-64 . . . Wichita, Kan.
 12/18/99 . . . L . . . 66-76 . . . Manhattan, Kan.
 12/11/96 . . . W . . . 63-59 . . . Manhattan, Kan.
 11/28/95 . . . W . . . 54-44 . . . Wichita, Kan.
 11/29/94 . . . W . . . 60-55 . . . Salina, Kan.
 12/7/93 . . . L . . . 54-67 . . . Wichita, Kan.
 1/26/93 . . . L . . . 54-66 . . . Manhattan, Kan.
 12/14/91 . . . L . . . 60-70 . . . Wichita, Kan.
 12/11/90 . . . W . . . 79-57 . . . Manhattan, Kan.
 11/28/89 . . . W . . . 87-65 . . . Wichita, Kan.
 12/29/88 . . . W . . . 67-54 . . . Manhattan, Kan.
 12/8/87 . . . W . . . 75-53 . . . Wichita, Kan.
 11/26/85 . . . W . . . 76-60 . . . Manhattan, Kan.
 12/1/84 . . . W . . . 66-49 . . . Wichita, Kan.
 1/9/84 . . . W . . . 92-71 . . . Manhattan, Kan.
 11/29/83 . . . W . . . 68-53 . . . Wichita, Kan.
 2/8/83 . . . W . . . 71-64 . . . Wichita, Kan.
 12/18/82 . . . W . . . 77-59 . . . Manhattan, Kan.
 2/27/82 . . . W . . . 68-63 . . . Wichita, Kan.
 2/3/82 . . . W . . . 69-64 . . . Manhattan, Kan.
 3/2/81 . . . L . . . 61-65! . . . Emporia, Kan.
 2/3/81 . . . L . . . 66-67 . . . Manhattan, Kan.
 1/10/81 . . . W . . . 93-70 . . . Wichita, Kan.
 12/12/80 . . . W . . . 57-56 . . . Wichita, Kan.
 2/28/80 . . . W . . . 73-71& . . . Pittsburg, Kan.
 2/2/80 . . . W . . . 73-53 . . . Manhattan, Kan.
 2/23/79 . . . W . . . 90-51 . . . Manhattan, Kan.
 2/3/79 . . . W . . . 81-63 . . . Wichita, Kan.
 2/25/78 . . . W . . . 78-33 . . . Wichita, Kan.
 1/31/78 . . . W . . . 84-63 . . . Manhattan, Kan.
 2/17/77 . . . W . . . 64-60 . . . Manhattan, Kan.
 1/31/77 . . . W . . . 76-53 . . . Wichita, Kan.
 1/6/77 . . . W . . . 77-47 . . . Wichita, Kan.
 2/18/76 . . . W . . . 84-50 . . . Wichita, Kan.
 12/9/75 . . . W . . . 65-45 . . . Manhattan, Kan.
 2/7/75 . . . W . . . 82-48 . . . Wichita, Kan.
 12/12/74 . . . W . . . 78-25 . . . Manhattan, Kan.
 2/8/74 . . . W . . . 66-25 . . . Wichita, Kan.
 1/22/74 . . . W . . . 87-21 . . . Manhattan, Kan.
 2/10/73 . . . W . . . 87-21 . . . Manhattan, Kan.
 1/20/73 . . . W . . . 57-35 . . . Wichita, Kan.
 2/4/72 . . . W . . . 49-37 . . . Manhattan, Kan.
 1/26/72 . . . W . . . 44-40 . . . Wichita, Kan.
 2/27/71 . . . W . . . 59-32 . . . Manhattan, Kan.
 1/22/71 . . . W . . . 43-38 . . . Wichita, Kan.
 † AIAW Playoff Game
 & AIAW Southern Subregional

William Penn **William Penn leads 9-3**
H: 1-2 A: 0-4 N: 2-3
 1/28/77 . . . L . . . 61-75 . . . Oskaloosa, Iowa
 12/10/76 . . . W . . . 57-53 . . . Manhattan, Kan.
 3/6/76 . . . L . . . 59-74# . . . Moorhead, Minn.
 2/9/76 . . . L . . . 59-72 . . . Oskaloosa, Iowa
 2/7/76 . . . W . . . 63-61 . . . Normal, Ill.
 12/13/75 . . . L . . . 58-65 . . . Manhattan, Kan.
 3/21/75 . . . W . . . 54-43\$. . . Harrisonburg, Va.
 3/8/75 . . . L . . . 57-64# . . . Lawrence, Kan.
 2/8/75 . . . L . . . 57-74 . . . Manhattan, Kan.
 11/29/74 . . . L . . . 44-53 . . . Oskaloosa, Iowa
 3/8/74 . . . L . . . 46-52# . . . Brookings, S.D.
 2/16/74 . . . L . . . 47-58 . . . Oskaloosa, Iowa
 # AIAW Region VI Tournament
 \$ AIAW National Tournament

William Jewell **K-State leads 1-0**
H: 1-0 A: 0-0 N: 0-0
 12/8/14 . . . W . . . 66-53 . . . Manhattan, Kan.

Wisconsin **Wisconsin leads 1-0**
H: 0-0 A: 0-0 N: 0-1
 11/24/06 . . . L . . . 53-56 . . . Las Vegas, Nev.

Wisconsin-La Crosse **K-State leads 1-0**
H: 0-0 A: 0-0 N: 1-0
 2/7/76 . . . W . . . 84-63 . . . Normal, Ill.

Wyoming **K-State leads 4-3**
H: 3-0 A: 1-2 N: 0-1
 11/15/07 . . . L . . . 44-56 . . . Laramie, Wyo.
 3/28/07 . . . L . . . 79-89 (3OT)# . . . Laramie, Wyo.
 11/17/06 . . . W . . . 68-62 (OT) . . . Manhattan, Kan.
 11/28/05 . . . W . . . 65-55 . . . Laramie, Wyo.
 11/19/04 . . . W . . . 85-42 . . . Manhattan, Kan.
 11/24/00 . . . L . . . 70-73 (OT) . . . Corvallis, Ore.
 12/29/79 . . . W . . . 75-54 . . . Manhattan, Kan.
 # Postseason WNIT

Yale **K-State leads 2-0**
H: 1-0 A: 0-0 N: 1-0
 1/2/10 . . . W . . . 78-59 . . . Manhattan, Kan.
 11/30/97 . . . W . . . 75-47 . . . Chicago, Ill.

Entering the 51st year of Kansas State women's basketball, the Wildcats have had 40 players surpass the 1,000-point barrier in their careers. The following is a ranking of the 40 players in school history to reach the mark.

1. KENDRA WECKER

2,333 POINTS



WECKER

5-11 • Forward • 2001-05 • Marysville, Kan.

Kodak/WBCA All-American (2005) • Big 12 Conference Player of the Year (2005) • Senior CLASS Award Recipient (2005) • Collegiate Basketball Award of Excellence finalist (2005) • Two-time AP All-American Third Team (2003, 2004) • Two-time USBWA All-American (2003, 2005) • Three-time Naismith National Player of the Year Award finalist (2003, 2004, 2005) • Three-time All-Big 12 First Team selection (2003, 2004, 2005) and 2002 All-Big 12 Third Team selection • Two-time Wade Trophy and John R. Wooden Award finalist (2004, 2005) • Three-time CoSIDA Academic All-District (2003, 2004, 2005) • 2002 All-Big 12 Honorable Mention selection • Two-time Big 12 All-Tournament Team selection (2002, 2005) • Three-time Academic All-Big 12 First Team selection (2003, 2004, 2005) • Seven-time Big 12 Player of the Week • WBCA Division I Player of the Month (February 2005) • Named Preseason WNIT MVP in 2002-03 • Ranks first all-time in career scoring (2,333) and first all-time in career rebounding (1,087) at K-State • Also holds school records for most career double-doubles (52), career field goals made (935) and career field goals attempted (1,913) • Became the first Wildcat and second player in league history to record 2,000 points and 1,000 rebounds in a career • Won a gold medal as a member of the 2003 USA Basketball World Championship For Young Women Team • Her No. 53 jersey was retired on Feb. 26, 2005 • Drafted No. 4 overall by the San Antonio Silver Stars in the 2005 WNBA Draft • Inducted into the State of Kansas Sports Hall of Fame in 2011 • Inducted into the Kansas State Athletics Hall of Fame in 2016.

Antonio Silver Stars in the 2005 WNBA Draft • Inducted into the State of Kansas Sports Hall of Fame in 2011 • Inducted into the Kansas State Athletics Hall of Fame in 2016.

Years	GP	FG	3FG	FT	Reb./Avg.	A	TO	BK	ST	Pts./Avg.
2001-02	34	221	29	86	264-7.8	97	98	20	60	557-16.4
2002-03	34	257	56	76	281-8.3	125	115	10	62	646-19.0
2003-04	31	217	28	59	250-8.1	83	70	22	58	521-16.8
2004-05	29	240	40	89	292-10.1	74	73	19	47	609-21.0
Totals	128	935	153	310	1,087-8.5	379	356	71	227	2,333-18.2

WNBA Career

San Antonio Silver Stars (2005-07); Washington Mystics (2008)

Years	GP	FG	3FG	FT	Reb./Avg.	A	TO	BK	ST	Pts./Avg.
2005 (SAS)	1	2	0	0	0/0.0	2	1	0	1	4/4.0
2006 (SAS)	34	75	19	21	84/2.5	47	32	3	11	190/5.6
2007 (SAS)	14	6	0	4	8/0.3	4	3	1	3	16/1.1
2008 (WAS)	9	2	1	0	11/1.2	7	7	0	3	5/0.6
Totals	58	85	20	25	103/1.8	60	43	4	18	215/3.7

2. NICOLE OHLDE

2,241 POINTS



OHLDE

6-5 • Center • 2000-04 • Clay Center, Kan.

Two-time consensus First Team All-American - Kodak/WBCA, AP and USBWA (2003, 2004) • Two-time State Farm Wade Trophy and Naismith National Player of the Year awards finalist (2003, 2004) • John R. Wooden Award Finalist (2004) • Two-time Big 12 Conference Player of the Year (2003, 2004) • 2004 CoSIDA Second Team Academic All-America • 2002 AP Honorable Mention All-American • Three-time Kodak All-District selection (2002, 2003, 2004) • 2002 ESPN The Magazine Center of the Year Finalist • Three-time CoSIDA Academic All-District • Four-time All-Big 12 selection (2002, 2003, 2004, First Team - 2001, Third Team) • 2001 Big 12 Conference Freshman of the Year • Three-time Academic All-Big 12 First Team selection (2002, 2003, 2004) • WBCA Division I Player of the Month (January 2004) • Senior CLASS Award finalist (2004) • Two-time Honda Women's Basketball Award finalist (2003, 2004) • Collegiate Basketball Award of Excellence recipient (2004) • Ranked second in the school record books in career scoring (2,241), rebounds (995), field goals made (882) and career double-doubles (39) • Ranks third in career blocks (204) • Ranked first in career free throws made (476) and free throws attempted (707) • Ranks third for career minutes played (4,103) • Owns the school record for career games with 10 or more points in a game (117) • Seven-time Big 12 Player of the Week honoree • Drafted No. 6 overall by the Minnesota Lynx in the 2004 WNBA Draft • Played 21 games including every game of the postseason, for the 2009 WNBA champion Phoenix Mercury • Won two gold medals as a member of the USA Basketball World Championship For Young Women Teams in 2002 and 2003 • The most decorated player ever in school history, her No. 3 jersey was retired on March 3, 2004 • Named Big 12 Female Athlete of the Year in 2004 • Inducted into the State of Kansas Sports Hall of Fame in 2013 • Inducted into the Kansas State Athletics Hall of Fame in 2016.


the Week honoree • Drafted No. 6 overall by the Minnesota Lynx in the 2004 WNBA Draft • Played 21 games including every game of the postseason, for the 2009 WNBA champion Phoenix Mercury • Won two gold medals as a member of the USA Basketball World Championship For Young Women Teams in 2002 and 2003 • The most decorated player ever in school history, her No. 3 jersey was retired on March 3, 2004 • Named Big 12 Female Athlete of the Year in 2004 • Inducted into the State of Kansas Sports Hall of Fame in 2013 • Inducted into the Kansas State Athletics Hall of Fame in 2016.

Years	GP	FG	3FG	FT	Reb./Avg.	A	TO	BK	ST	Pts./Avg.
2000-01	27	191	0	82	220-8.1	45	86	17	41	464-17.2
2001-02	34	245	0	120	262-7.7	94	96	69	49	610-17.9
2002-03	34	243	1	138	306-9.0	109	93	65	31	625-18.4
2003-04	31	203	0	136	207-6.7	119	68	53	26	542-17.5
Totals	126	882	1	476	995-7.9	367	343	204	147	2,241-17.8

WNBA Career

Minnesota Lynx (2004-08); Phoenix Mercury (2009-10); Tulsa Shock (2010)

Years	GP	FG	3FG	FT	Reb./Avg.	A	TO	BK	ST	Pts./Avg.
2004 (MIN)	34	136	0	125	194/5.7	60	74	45	16	397/11.7
2005 (MIN)	34	133	0	116	194/5.7	78	84	22	21	382/11.2
2006 (MIN)	34	120	0	87	190/5.6	54	74	25	20	327/9.6
2007 (MIN)	34	128	0	136	208/6.1	56	82	20	17	392/11.5
2008 (MIN)	34	73	0	51	112/3.3	45	50	22	10	197/5.8
2009 (PHO)	21	38	0	33	59/2.8	6	29	20	5	109/5.2
2010 (PHO/TUL)	32	62	0	31	83/2.6	27	41	17	11	155/4.8
Totals	223	690	0	579	1040/4.7	326	434	171	100	1959/8.8



3. BRITTANY CHAMBERS

2,156 POINTS



CHAMBERS

5-8 • Guard • 2009-13 • Jordan, Minn.

2013 Associated Press All-America Honorable Mention • 2013 WBCA All-America Honorable Mention • 2013 WBCA All-Region 5 • 2013 Senior CLASS Award All-Senior All-America Second Team • 2013 Senior CLASS Award finalist • 2013 Postseason WNIT All-Tournament Team • Three-time All-Big 12 First Team selection (2011, 2012 & 2013) • Three-time Academic All-Big 12 First Team selection (2011, 2012 & 2013) • 2013 Waco Tribune All-Big 12 First Team • 2013 Big 12 Scholar-Athlete of the Year • 2012 World Vision Classic All-Tournament Team • 2012-13 Preseason All-Big 12 Honorable Mention selection • Capital One/CoSIDA Academic All-District VII Third Team selection (2011) • Five-time Big 12 Player of the Week selection • Third player in school history and fourth player among Big 12 schools with 2,000 career points, 850 career rebounds and 350 career assists • Third player, and the only guard, to rank among the top-10 in school history in career scoring, rebounding and assists • Ranks third in school history for career points (2,156) • Set the school record for points in a season (778, 2012-13) • Set the school record for points per game in a season (21.0, 2012-13) • Set the single game school record for points with 42 against Texas Southern on March 21, 2013 • Set the school record for consecutive games with a point (133) • Third in school history for career games with 10 or more points (109) • Holds school record for 30 point games in a career (6) • Ranks fifth in school history for career rebounds (862) • Ranks eighth in school history for career assists (363) • Ranks ninth in school history for career double-doubles (15) • Ranks second in school history, third in Big 12 history and 22nd in NCAA Division I history for career 3-point field goals made (350) • Holds school record for career 3-point field goals attempted (974) • Set the school and Big 12 records for 3-point field goals made (117) and attempted (310) by a senior • Holds school record for career games played (135) and career games started (130) • Holds the school record for minutes played in a career (4,738) and a season (1,379) • Drafted No. 22 overall by the Los Angeles Sparks in the 2013 WNBA Draft.

Years	GP	FG	3FG	FT	Reb./Avg.	A	TO	BK	ST	Pts./Avg.
2009-10	32	129	65	65	185/5.8	80	98	2	22	388/12.1
2010-11	32	187	88	52	185/5.8	84	113	2	38	514/16.1
2011-12	34	162	80	72	211/6.2	77	114	4	38	476/14.0
2012-13	37	273	117	115	281/7.6	122	103	3	46	778/21.0
Totals	135	751	350	304	862/6.4	363	428	11	144	2,156/16.0



SWEAT



KOEHN



D. MILLER



HAZIM



FEENEY



LEWIS



ROMSTAD



JACOBSON



STIRES



DIETZ

4. ASHLEY SWEAT

1,805 POINTS

6-2 • Forward • 2006-2010 • McPherson, Kan.

2010 Lowe's Senior CLASS All-Senior All-America First Team • 2010 CoSIDA/ESPN the Magazine Academic All-America Third Team • 2010 CoSIDA/ESPN the Magazine Academic All-District VII First Team • 2010 All-Big 12 First Team • 2010 Dallas Morning News All-Big 12 Second Team • 2009 All-Big 12 First Team • 2009 Dallas Morning News All-Big 12 Second Team • 2009 CoSIDA/ESPN the Magazine Academic All-District VII Second Team • Three-time Academic All-Big 12 First Team recipient • 2007 Postseason WNIT All-Tournament team • 2007 All-Big 12 Rookie Team • 2007 Waco Tribune Big 12 All-Rookie Team • Point total from 2008-09 season was third highest by a junior in school history • Set the school record with 33 consecutive free throws made during the 2009 season • Ranks 28th in school history for career rebounds with 441 • Was the 25th player in school history to record 1,000 points and 400 rebounds for her career.

Years	GP	FG	3FG	FT	Reb./Avg.	A	TO	BK	ST	Pts./Avg.
2006-07	34	141	27	78	166/4.9	39	56	18	34	387/11.4
2007-08	32	127	29	76	108/3.4	35	68	23	27	359/11.2
2008-09	33	197	19	132	167/5.1	45	73	11	39	545/16.5
2009-10	32	172	35	135	163/5.1	50	68	18	35	514/16.1
Totals	131	637	110	421	604/4.6	169	265	70	135	1,805/13.8

5. LAURIE KOEHN

1,733 POINTS

5-8 • Guard • 2001-05 • Hesston, Kan.

K-State and Big 12 Conference all-time career leader in 3-point field goals made (392) • 2005 CoSIDA Second Team Academic All-America • 2004 CoSIDA First Team Academic All-America • Two-time All-Big 12 Second Team selection (2004, 2005) • 2002 All-Big 12 Third Team • Four-time Academic All-Big 12 First Team honoree • Holds the school record and is second in the Big 12 for career 3-point field goal attempts (942) • Named 2001-02 ESPN.com Rookie of the Year • Won a gold medal with the 2002 USA Basketball World Championship For Young Women Team and a silver medal as a member of the 2003 USA Basketball Pan American Games Team • Three-time Big 12 Freshman of the Week pick • Finished third in the Mountain Dew College Three-Point Shootout in 2004-05 • Signed a free agent contract with the WNBA's Washington Mystics for the 2005 season. • Won the Three-Point Shootout at the 2007 WNBA All-Star Game. • Inducted into the State of Kansas Sports Hall of Fame in 2018.

Years	GP	FG	3FG	FT	Reb./Avg.	A	TO	BK	ST	Pts./Avg.
2001-02	34	192	122	94	114-3.4	85	103	3	36	600-17.6
2002-03	24	106	72	33	82-3.4	44	43	2	19	317-13.2
2003-04	31	140	100	39	75-2.4	41	40	1	21	419-13.5
2004-05	32	136	98	27	91-2.8	48	52	4	36	397-12.4
Totals	121	574	392	193	362-3.0	218	238	10	112	1,733-14.3

WNBA Career

Washington Mystics (2005-08); Atlanta Dream (2012)

Years	GP	FG	3FG	FT	Reb./Avg.	A	TO	BK	ST	Pts./Avg.
2005 (WAS)	30	37	35	4	11/0.4	10	6	0	2	113/3.8
2006 (WAS)	32	23	22	3	12/0.4	8	5	2	2	71/2.2
2007 (WAS)	28	13	12	2	8/0.3	5	3	0	0	40/1.4
2008 (WAS)	30	24	23	0	11/0.4	3	10	0	0	71/2.4
2012 (ATL)	23	14	13	0	10/0.4	3	6	0	2	41/1.8
Totals	143	111	105	9	52/0.4	29	30	2	6	336/2.3

6. DIANA MILLER

1,705 POINTS

5-11 • Forward • 1987-91 • Hutchinson, Kan.

1990 Kodak All-District Team selection • Ranked fourth all-time in career scoring (1,705) • 1990 Honorable Mention All-American • Co-Big Eight Conference Player of the Year in 1990 • Two-time All-Big Eight First Team selection (1990, 1991) • Two-time All-Big Eight Honorable Mention (1988, 1989) • Ranked 23rd in assists (236).

Years	GP	FG	3FG	FT	Reb./Avg.	A	TO	BK	ST	Pts./Avg.
1987-88	28	117	8	41	195-7.0	61	104	5	43	283-10.1
1988-89	29	149	15	71	192-6.6	57	99	8	44	384-13.2
1989-90	30	197	45	80	195-6.5	48	86	19	42	519-17.3
1990-91	27	194	44	87	165-6.1	70	86	13	39	519-19.2
Totals	114	657	112	279	747-6.6	236	375	45	168	1,705-15.0

7. NADIRA HAZIM

1,670 POINTS

5-8 • Guard • 1987-91 • Topeka, Kan.

1991 Kodak All-District selection • Honorable Mention All-American in 1991 • 1991 All-Big Eight First Team selection • Two-time All-Big Eight Second Team pick (1989, 1990) • Tied for fourth on the single game steals list with nine (twice) and fourth in career free throws (334) • Ranked fourth in career steals (260) and 17th in assists (278).

Years	GP	FG	3FG	FT	Reb./Avg.	A	TO	BK	ST	Pts./Avg.
1987-88	28	123	0	72	122-4.4	79	123	3	67	318-11.4
1988-89	27	166	1	48	118-4.4	50	77	1	54	381-14.1
1989-90	30	180	1	106	160-5.3	70	100	8	76	467-15.6
1990-91	27	186	24	108	154-5.7	79	105	7	63	504-18.7
Totals	112	655	26	334	554-5.0	278	405	19	260	1,670-14.9

7. EILEEN FEENEY

1,670 POINTS

5-11 • Forward • 1976-80 • East Hanover, N.J.

Ranked ninth in career rebounding (783) and tied for seventh in career scoring (1,670) • Tied for third in single game rebounding (19) • All-Big Eight Second Team selection in 1980 • Named to the Big Eight All-Tournament Team in 1980.

Years	GP	FG	3FG	FT	Reb./Avg.	A	TO	BK	ST	Pts./Avg.
1976-77	35	147	—	36	162-4.6	—	—	—	—	330-9.4
1977-78	34	209	—	44	210-6.2	—	—	—	—	462-13.6
1978-79	31	194	—	31	192-6.2	—	—	—	—	419-13.5
1979-80	34	208	—	43	219-6.4	—	—	—	—	459-13.5
Totals	134	758	—	154	783-5.9	—	—	—	—	1,670-12.5

9. BREANNA LEWIS

1,552 POINTS

6-5 • Center • 2013-17 • Milwaukee, Wis.

2017 WBCA All-Region 3 Team • 2017 All-Big 12 First Team • 2017 Big 12 All-Defensive Team • 2017 Academic All-Big 12 First Team • 2016-17 Naismith Trophy Watch List • 2016-17 Senior CLASS Award candidate • 2016 Paradise Jam All-Tournament Team (Island Division) • 2016-17 Preseason All-Big 12 Team • 2016 All-Big 12 First Team • 2016 Big 12 All-Defensive Team • 2016 Waco Tribune-Herald All-Big 12 First Team • 2015-16 Preseason All-Big 12 Honorable Mention • 2015 All-Big 12 Second Team • 2015 Big 12 All-Defensive Team • 2014 Big 12 Academic All-Rookie Team • Ranks fifth all-time in career rebounds (865) at K-State • Fourth player in school history with 1,500 or more career points and 800 or more career rebounds • Holds school record for career blocks (282) and ranks seventh in Big 12 history • Second in school history for career blocks per game (2.20) • Tied for sixth in school history for career double-doubles (21) • Fifth in school history for career field goals made (666) • Ninth in school history for career field goal percentage (.524) • Tied for fourth in school history for career starts (123) • Drafted No. 23 overall by the Dallas Wings in the 2017 WNBA Draft.

Years	GP	FG	3FG	FT	Reb./Avg.	A	TO	BK	ST	Pts./Avg.
2013-14	29	73	0	20	133/4.6	8	56	44	16	166/5.7
2014-15	33	157	0	66	211/6.4	24	85	97	50	380/11.5
2015-16	32	231	0	73	241/7.5	16	84	82	47	535/16.7
2016-17	34	205	0	61	280/8.2	18	58	59	34	471/13.9
Totals	128	666	0	220	865/6.8	66	283	282	147	1552/12.1

WNBA Career

Dallas Wings (2017-18)

Years	GP	FG	3FG	FT	Reb./Avg.	A	TO	BK	ST	Pts./Avg.
2017 (DAL)	13	2	0	3	9/0.7	2	7	0	0	7/0.5
2018 (DAL)	5	3	0	1	7/1.4	0	2	1	0	7/1.4
Totals	18	5	0	4	16/0.9	2	9	1	0	14/0.8

10. TAMMIE ROMSTAD

1,548 POINTS

6-1 • Center • 1978-82 • Independence, Mo.

Two-time Wade Trophy finalist (1981, 1982) • Kodak All-Region VI • American Women's Sports Team Third Team All-American • 1980 Women's Basketball League Region VI All-American • Member of the 1977 U.S. Select National Team • Ranks second for in school history for single season scoring (686) • Holds K-State's single-season rebounding mark (337) • Jersey retired (#33) on March 1, 2009. • Holds K-State's single season scoring (686) and rebounding marks (337) • Jersey retired (#33) on March 1, 2009. • Inducted into the Kansas State Athletics Hall of Fame in 2013.

Years	GP	FG	3FG	FT	Reb./Avg.	A	TO	BK	ST	Pts./Avg.
1978-79	21	45	—	23	75-3.6	—	—	—	—	113-5.4
1979-80	35	292	—	102	337-9.6	—	—	—	—	686-19.6
1980-81	14	100	—	33	116-8.3	—	—	—	—	233-16.7
1981-82	32	218	—	80	251-7.8	—	—	—	—	516-16.1
Totals	102	655	—	238	779-7.3	—	—	—	—	1,548-15.2

11. BRIT JACOBSON

1,519 POINTS

5-7 • Guard • 1994-98 • Chugiak, Alaska

Three-time Honorable Mention All-Conference selection • 1998 Academic All-Big 12 selection • Ranked third all-time in free throws made (348) and free throw attempted (541) • Ranks ninth in field goals attempted (1,356), 19th in career assists (276) and seventh in career steals (219).

Years	GP	FG	3FG	FT	Reb./Avg.	A	TO	BK	ST	Pts./Avg.
1994-95	27	136	1	94	138-5.1	48	100	2	34	367-13.6
1995-96	30	166	9	102	162-5.4	35	94	5	57	443-14.8
1996-97	27	133	28	70	116-4.3	75	99	1	54	364-13.5
1997-98	28	127	9	82	123-4.4	118	113	7	74	345-12.3
Totals	112	562	47	348	539-4.8	276	406	15	219	1,519-13.6

12. SHANELE STIRES

1,344 POINTS

5-11 • Guard • 1992-95 • Salina, Kan.

Selected to the 1995 Kodak All-District V team • Honorable Mention Kodak All-American in 1995 • 1995 All-Big Eight First Team and 1994 All-Big Eight Second Team selection in 1994 • Played professionally with the WNBA's Minnesota Lynx in 2001 and 2002 • Played professionally overseas in Greece and Sweden • Also played three years for the Columbus Quest of the ABL.

Years	GP	FG	3FG	FT	Reb./Avg.	A	TO	BK	ST	Pts./Avg.
1992-93	27	138	7	78	244-9.0	59	99	7	55	361-13.4
1993-94	27	169	29	95	234-8.7	65	86	1	60	462-17.1
1994-95	27	194	36	97	223-8.3	52	63	3	55	521-19.3
Totals	81	501	72	270	701-8.7	176	248	11	170	1,344-16.6

WNBA Career

Minnesota Lynx (2000-02)

Years	GP	FG	3FG	FT	Reb./Avg.	A	TO	BK	ST	Pts./Avg.
2000 (MIN)	21	13	5	4	14/0.7	7	14	0	6	35/1.7
2001 (MIN)	18	20	6	5	27/1.5	14	19	4	8	51/2.8
2002 (MIN)	9	2	1	1	6/0.7	1	2	1	0	6/0.7
Totals	48	35	12	10	47/1.0	22	35	5	14	92/1.9

ABL Career

Columbus Quest (1997-99)

Years	GP	FG	3FG	FT	Reb/Avg.	A	TO	BK	ST	Pts./Avg.
1997 (COL)	9	2	1	2	8/0.9	2	2	0	3	7/0.8
1998 (COL)	30	18	2	5	32/1.1	8	14	2	3	43/1.4
1999 (COL)	14	22	7	8	32/2.3	7	9	1	4	59/4.2
Totals	53	42	10	15	72/1.4	17	25	3	10	109/2.1



WILLIAMS



FINKES



GIPSON



MAHONEY



WESEMANN

13. KIMBERLY DIETZ**1,321 POINTS****5-9 • Guard • 2004-08 • Boulder, Colo.**

2008 AP All-American Honorable Mention selection • 2008 All-Big 12 First Team selection • 2008 Waco Tribune All-Big 12 First Team selection • 2008 Kansas City Star All-Big 12 Second Team • 2008 Dallas Morning News All-Big 12 Second Team • Three-time Academic All-Big 12 selection • Named to the 2006 WNIT All-Tournament Team • Ranks 14th in career assists with (306) and was the fourth player in school history to tally 1,300 points and 300 assists for her career • Ranks sixth in school history for career 3-point field goals made with 230 • Ranks eighth in school history for career 3-point field goals attempted with 679.

Years	GP	FG	3FG	FT	Reb/Avg.	A	TO	BK	ST	Pts./Avg.
2004-05	28	22	12	8	26-0.9	34	19	6	8	64-2.3
2005-06	34	112	67	65	100-2.9	90	66	10	26	356-10.5
2006-07	34	156	78	63	106-3.1	99	94	12	45	453-13.3
2007-08	30	163	73	49	72-2.4	83	87	13	40	448-14.9
Totals	126	453	230	185	304-2.4	306	266	41	119	1,321-10.5

14. GAYLA WILLIAMS**1,320 POINTS****5-6 • Guard • 1977-81 • Cedar Point, Kan.**

1981 All-Big Eight First Team selection • Named to the All-Big Eight Tournament Team in 1981 • Member of the 1979 National Sports Festival Midwest Team • 1981 CoSIDA Academic All-District selection • Ranked 21st in career assists (249) • Ninth in single-season free throw percentage (.848, 56-66) • Also ranked tied for third in career games played (131).

Years	GP	FG	3FG	FT	Reb/Avg.	A	TO	BK	ST	Pts./Avg.
1977-78	32	128	—	60	110-3.4	—	—	—	—	316-9.9
1978-79	31	117	—	76	83-2.7	—	—	—	—	310-10.0
1979-80	35	117	—	64	88-2.5	—	—	—	—	326-9.3
1980-81	33	156	—	56	85-2.6	—	—	—	—	368-11.2
Totals	131	518	—	256	366-2.8	—	—	—	—	1,320-10.1

15. ANGIE FINKES**1,314 POINTS****6-0 • Forward • 1996-2000 • St. Paris, Ohio**

Three-time All-Big 12 Conference Honorable Mention selection (1997, 1998, 1999) • Three-time Academic All-Big 12 Honorable Mention • 1999-00 Successful Farming Magazine All-American Farm Team Honorable Mention.

Years	GP	FG	3FG	FT	Reb/Avg.	A	TO	BK	ST	Pts./Avg.
1996-97	31	90	0	45	118-3.8	25	48	7	11	225-7.3
1997-98	28	159	0	71	153-5.5	39	97	5	31	389-13.9
1998-99	26	135	3	45	156-6.0	47	77	4	25	318-12.2
1999-00	30	155	0	72	129-6.7	54	89	9	26	382-12.7
Totals	115	539	3	233	627-5.5	165	311	25	93	1,314-11.4

16. MARLIES GIPSON**1,313 POINTS****6-0 • Forward • 2005-09 • McPherson, Kan.**

Two-time All-Big 12 Second Team selection • 2008 Dallas Morning News All-Big 12 First Team • 2008 Kansas City Star All-Big 12 Second Team • 2009 CoSIDA/ESPN the Magazine Academic All-District VII Second Team • Three-time Academic All-Big 12 First Team • Second in school history for blocked shots in a career with 257 and ranks fifth in Big 12 history • Holds the school record for blocked shots by a freshman (62) and senior (86) • First player in school history to block 70 or more shots in two straight seasons and the first player to ever block 70 shots and 80 shots in a season • Ranks seventh in school history for career rebounds (811) and was the sixth player in school history to record 1,000 points and 800 rebounds for her career • Ranks 28th in school history for career assists (207).

Years	GP	FG	3FG	FT	Reb/Avg.	A	TO	BK	ST	Pts./Avg.
2005-06	34	122	7	31	216/6.4	54	76	62	41	283/8.3
2006-07	16	88	4	24	132/8.3	25	37	39	20	209/13.1
2007-08	32	161	6	47	241/7.5	52	55	70	38	380/11.9
2008-09	33	197	5	43	222/6.7	76	72	86	39	442/13.4
Totals	115	568	22	145	811/7.1	207	240	257	138	1,313/11.4

17. MEGAN MAHONEY**1,307 POINTS****6-0 • Forward/Guard • 2001-05 • Sturgis, S.D.**

• Two-time All-Big 12 Honorable Mention (2004, 2005) and 2003 All-Big 12 First Team selection • Three-time Academic All-Big 12 First Team • Second in school history for career assists (589) • First Wildcat in school history to record four-straight 100+ assist seasons • At the time, was the second Kansas State player ever to record a triple-double with 12 points, 10 rebounds and 12 assists vs. Saint Louis on Dec. 6, 2003 • Named to the Big 12 All-Tournament Team in 2005 • Played and started in a school-record 129 consecutive career games since the beginning of her freshman season in 2001-02 • Drafted No. 34 overall by the Connecticut Sun in the 2005 WNBA Draft.

Years	GP	FG	3FG	FT	Reb/Avg.	A	TO	BK	ST	Pts./Avg.
2001-02	34	105	27	49	183-5.4	157	111	13	53	286-8.4
2002-03	34	170	56	77	216-6.4	164	105	9	50	473-13.9
2003-04	31	98	23	40	218-7.0	162	80	16	36	259-8.4
2004-05	30	113	11	52	187-6.2	106	67	14	38	289-9.6
Totals	129	486	117	218	804-6.2	589	363	52	177	1,307-10.1

WNBA Career

Connecticut Sun (2006-07)

Years	GP	FG	3FG	FT	Reb/Avg.	A	TO	BK	ST	Pts./Avg.
2006 (CON)	31	26	7	17	66/2.1	24	25	1	7	76/2.5
2007 (CON)	18	7	1	16	14/0.8	8	11	1	4	31/1.7
Totals	49	33	8	33	80/1.6	32	36	2	11	107/2.2



C. JONES



CHILDS



COGGINS



REUSSER



LEHNING

18. KINDRED WESEMANN**1,295 POINTS****5-7 • Guard • 2013-17 • Pleasant Hill, Mo.**

2017 All-Big 12 First Team • 2017 Academic All-Big 12 First Team • 2016 Paradise Jam MVP (Island Division) • 2016 Paradise Jam All-Tournament Team (Island Division) • 2016-17 Senior CLASS Award candidate • 2016-17 Allstate Good Works Team nominee • 2016 All-Big 12 Second Team • 2016 Big 12 WBB Scholar-Athlete of the Year • 2016 Academic All-Big 12 First Team • 2015 Academic All-Big 12 First Team • Ranks 11th in school history for career assists (329) • Fifth in school history and 13th in Big 12 history for career 3-point field goals made (264) • Third in school history and seventh in Big 12 history for 3-point field goals attempted (764) • Fourth in school history for career free throw percentage (.819; 235-of-287) • 12th in school history for career assist-turnover ratio (1.27) • Tenth in career steals (193).

Years	GP	FG	3FG	FT	Reb/Avg.	A	TO	BK	ST	Pts./Avg.
2013-14	29	50	37	32	54/1.9	38	40	0	14	169/5.8
2014-15	33	85	52	42	68/2.1	87	74	0	54	264/8.0
2015-16	32	117	85	69	81/2.5	104	82	0	62	388/12.1
2016-17	34	146	90	92	85/2.5	100	64	2	63	474/13.9
Totals	128	398	264	235	288/2.3	329	260	2	193	1295/10.1

19. CASSANDRA JONES**1,271 POINTS****5-7 • Guard • 1982-86 • Ft. Lauderdale, Fla.**

1986 Street & Smith's Honorable Mention All-American • 1985 All-Big Eight Second Team • Holds the K-State record for career steals (382) and single season steals (129) • Tied for fifth all-time in career assists (379).

Years	GP	FG	3FG	FT	Reb/Avg.	A	TO	BK	ST	Pts./Avg.
1982-83	32	107	—	50	124-3.9	83	88	5	79	264-8.3
1983-84	31	143-	—	67	113-3.7	131	125	9	119	353-11.4
1984-85	29	208	—	79	120-4.1	113	110	3	129	495-17.1
1985-86	17	66	—	27	86-5.1	52	63	3	55	159-9.4
Totals	109	524	—	223	443-4.2	379	386	20	382	1,271-11.7

20. JALANA CHILDS**1,237 POINTS****6-2 • Forward • 2008-12 • Orlando, Fla.**

2012 All-Big 12 First Team • 2011 All-Big 12 Second Team • Candidate for the 2011-12 Lowe's Senior CLASS Award • 2010 Academic All-Big 12 First Team • 2011 Academic All-Big 12 Second Team • Set the school record for points scored in a Big 12 Championship game with 31 against Iowa State on March 8, 2012.

Years	GP	FG	3FG	FT	Reb/Avg.	A	TO	BK	ST	Pts./Avg.
2008-09	33	44	1	16	55/1.7	10	20	1	5	105/3.2
2009-10	32	103	0	29	142/4.4	28	44	17	9	235/7.3
2010-11	32	168	3	72	135/4.2	33	49	17	22	411/12.8
2011-12	34	197	1	91	171/5.0	33	68	20	16	486/14.3
Totals	131	512	5	208	503/3.8	104	181	55	52	1,237/9.4

21. CLAIRE COGGINS**1,236 POINTS****5-11 • Guard/Forward • 2003-07 • Lee's Summit, Mo.**

Two-time All-Big 12 Second Team • 2006 Postseason WNIT MVP • Two-time Preseason All-Big 12 Honorable Mention • Led the team in scoring her junior year and steals her senior year. • Signed as an undrafted free agent with the Chicago Sky in 2007 and played in 20 games.

Years	GP	FG	3FG	FT	Reb/Avg.	A	TO	BK	ST	Pts./Avg.
2003-04	25	30	14	7	38/1.5	20	22	2	33	81/3.2
2004-05	32	117	38	32	99/3.1	70	50	14	40	304/9.5
2005-06	33	166	77	37	101/3.1	70	57	13	47	446/13.5
2006-07	34	162	56	25	115/3.4	53	94	7	64	405/11.9
Totals	124	475	185	101	353/2.8	213	223	36	184	1236/10.0

WNBA Career

Chicago Sky (2007)

Years	GP	FG	3FG	FT	Reb/Avg.	A	TO	BK	ST	Pts./Avg.
2007 (CHI)	20	19	10	1	16/0.8	8	19	1	5	49/2.5
Totals	20	19	10	1	16/0.8	8	19	1	5	49/2.5

22. JANET REUSSER**1,227 POINTS****5-5 • Guard • 1972-76 • Viola, Kan.**

Two-time All-American for the Wildcat track and field team (mile relay and 400-meter hurdles) • Ranked eighth all-time in career field goals attempted (1,416) at K-State.

Years	GP	FG	3FG	FT	Reb/Avg.	A	TO	BK	ST	Pts./Avg.
1972-73	25	62	—	32	N/A	—	—	—	—	156-6.2
1973-74	15	64	—	33	N/A	—	—	—	—	161-10.7
1974-75	29	174	—	38	123-4.2	—	—	—	—	386-13.3
1975-76	34	229	—	66	95-2.8	—	—	—	—	524-15.5
Totals	103	529	—	169	N/A	—	—	—	—	1,227-11.9



BONNER



GARY



LAUGHLIN



POPPE



JONES



PRICE



THOMAS



RETHMAN



RAMAGE



M. MILLER

23. SHALEE LEHNING

1,189 POINTS

5-9 • Guard • 2005-09 • Sublette, Kan.

2009 Associated Press All-America Honorable Mention • 2009 WBCA All-America Honorable Mention • 2009 Lowe's Senior CLASS All-Senior All-America First Team • 2009 Wade Trophy candidate • 2009 Naismith Award candidate • 2009 Wooden Award candidate • 2009 Lowe's Senior CLASS Award finalist (won the online fan vote) • 2008-09 Lieberman Award semifinalist • Two-time All-Big 12 First Team selection (2008 and 2009) and an All-Big 12 Honorable Mention selection (2007) • 2009 CoSIDA/ESPN the Magazine Academic All-America Third Team • Two-time CoSIDA/ESPN the Magazine Academic All-District VII (2008, Third Team; 2009 First Team) • Three-time Academic All-Big 12 First Team • Two-time Big 12 Player of the Week • 2008 Kansas City Star All-Big 12 co-Player of the Year and First Team selection • Two-time Waco Tribune All-Big 12 First Team • 2009 Dallas Morning News All-Big 12 First Team • Holds the school record for assists in a career and ranks second in Big 12 history (800) • Ranks fourth in school history in career rebounds (914) • First player in school and Big 12 history to register 1,000 points, 900 rebounds and 800 assists for a career • Holds the school record for assists by a freshman (189), sophomore (179), junior (203) and senior (229) • Senior year total of 229 assists is a K-State single season record and ranks second in Big 12 history for a season • Led the Big 12 in assists per game in 2007-08 and 2008-09 • Finished second in the nation in assists per game in 2008-09 • Holds the school and Big 12 records for triple-doubles in a career (5) and season (3) • Tied for third in NCAA history for career triple-doubles • Holds the school record for minutes played (4,271) • Ranks fifth in school history for career steals (235) • Ranks tied for third in career starts (123) and career games played (130) • Jersey retired (#5) March 1, 2009 • Drafted 25th overall in the second round of the 2009 WNBA Draft by the Atlanta Dream • Inducted into the State of Kansas Sports Hall of Fame in 2015.

Years	GP	FG	3FG	FT	Reb./Avg.	A	TO	BK	ST	Pts./Avg.
2005-06	34	83	10	63	224/6.6	189	103	13	60	239/7.0
2006-07	34	99	12	59	236/6.9	179	105	3	55	269/7.0
2007-08	32	127	13	93	243/7.6	203	122	6	72	360/11.3
2008-09	30	117	13	74	211/7.0	229	106	7	48	321/10.7
Totals	130	426	48	289	914/7.0	800	436	29	235	1,189/9.1

WNBA Career

Atlanta Dream (2009-11)

Years	GP	FG	3FG	FT	Reb./Avg.	A	TO	BK	ST	Pts./Avg.
2009 (ATL)	34	36	6	24	79/2.3	127	54	3	18	102/3.0
2010 (ATL)	33	48	13	14	89/2.7	159	61	6	25	123/3.7
2011 (ATL)	18	13	4	8	24/1.3	41	27	2	8	38/2.1
Totals	85	97	23	46	192/2.3	327	142	11	51	263/3.1

24. ANGIE BONNER

1,170 POINTS

6-1 • Center • 1981-84 • St. Louis, Mo.

1984 Kodak All-District V selection • Played in the 1982 National Sports Festival • 1984 Street & Smith's Preseason Honorable Mention All-American • Two-time All-Big Eight Conference Second Team pick (1983, 1984) • Two-time member of the All-Big Eight Tournament Team (1983, 1984).

Years	GP	FG	3FG	FT	Reb./Avg.	A	TO	BK	ST	Pts./Avg.
1981-82	31	77	—	58	116-3.7	2	—	—	11	212-6.8
1982-83	32	184	—	153	238-7.4	16	67	14	26	521-16.3
1983-84	29	161	—	115	186-6.4	29	80	3	31	437-15.1
Totals	92	422	—	326	540-3.4	47	147	17	68	1,170-12.7

25. PRISCILLA GARY

1,169 POINTS

5-5 • Guard • 1981-83 • Memphis, Tenn.

K-State's first Kodak All-American (1983) • 1983 Wade Trophy finalist • Fast Break All-American and Middle America Player of the Year in 1983 • 1983 Kodak All-District V selection • Two-time NCAA Tournament All-Regional team selection in the East (1982) and Midwest (1983) • Two-time All-Big Eight First Team selection • Two-time All-Big Eight Tournament Team selection (1982, 1983) • Holds the school record for career scoring average (18.3) • First woman inducted into the K-State Athletics Hall of Fame (1988) • Jersey retired (#10) on March 1, 2009.

Years	GP	FG	3FG	FT	Reb./Avg.	A	TO	BK	ST	Pts./Avg.
1981-82	32	244	—	95	157-4.9	83	75	—	—	583-18.2
1982-83	32	253	—	80	164-5.1	89	106	9	69	586-18.3
Totals	64	497	—	175	321-5.0	172	181	9	69	1,169-18.3

26. JAN LAUGHLIN

1,165 POINTS

5-9 • Forward • 1971-75 • Manhattan, Kan.

Candidate for the 1976 U.S. Olympic women's basketball and handball teams.

Years	GP	FG	3FG	FT	Reb./Avg.	A	TO	BK	ST	Pts./Avg.
1971-72	23	78	—	37	N/A	—	—	—	—	193-8.4
1972-73	26	114	—	60	N/A	—	—	—	—	288-11.0
1973-74	28	106	—	51	N/A	—	—	—	—	261-9.3
1974-75	33	169	—	83	254-7.7	—	—	—	—	421-12.7
Totals	110	467	—	231	N/A	—	—	—	—	1,165-10.6

27. MARSHA POPPE

1,152 POINTS

5-9 • Forward • 1973-77 • Lincolnville, Kan.

Three-time All-American in the javelin for the Wildcat track and field team (1974-76) • Ranked 20th in career rebounding (579) for the Wildcats.

Years	GP	FG	3FG	FT	Reb./Avg.	A	TO	BK	ST	Pts./Avg.
1973-74	27	92	—	51	N/A	—	—	—	—	235-8.7
1974-75	33	131	—	64	252-7.6	—	—	—	—	326-9.9
1975-76	34	200	—	115	287-8.4	—	—	—	—	515-15.2
1976-77	6	33	—	10	N/A	—	—	—	—	76-12.7
Totals	100	456	—	240	N/A	—	—	—	—	1,152-11.5

28. ANDRIA JONES

1,126 POINTS

6-1 • Forward • 1993-97 • Radnor, Ohio

Associated Press Honorable Mention All-American and Kodak All-District V All-American in 1997 • Named Big 12 Conference Tournament Most Valuable Player in 1997 • All-Big 12 First Team selection in 1997 • Drafted by the ABL's Columbus Quest in 1997.

Years	GP	FG	3FG	FT	Reb./Avg.	A	TO	BK	ST	Pts./Avg.
1993-94	20	15	0	10	17-0.9	5	17	4	5	40-2.0
1994-95	27	64	3	24	127-4.7	39	49	6	29	155-5.7
1995-96	26	130	1	79	169-6.5	47	92	15	39	340-13.1
1996-97	31	231	24	105	219-7.1	76	104	17	66	591-19.1
Totals	104	440	28	218	532-5.1	167	262	42	139	1,126-10.8

29. KIM PRICE

1,120 POINTS

6-1 • Forward • 1978-83 • Hutchinson, Kan.

Named to the 1981 AIAW All-Region VI team • 1980 All-Big Eight Conference Honorable Mention • Ranks 18th all-time in career rebounding (585) at K-State.

Years	GP	FG	3FG	FT	Reb./Avg.	A	TO	BK	ST	Pts./Avg.
1978-79	31	80	—	31	111-3.8	—	—	—	—	191-6.2
1979-80	35	176	—	97	228-6.5	—	—	—	—	449-12.8
1980-81	33	166	—	63	200-6.1	—	—	—	—	395-12.0
1982-83	27	35	—	15	46-1.7	10	23	1	6	85-3.1
Totals	126	457	—	206	585-4.5	10	23	1	6	1,120-8.9

30. CARLISA THOMAS

1,116 POINTS

5-10 • Guard • 1983-87 • Jacksonville, Fla.

1987 Kodak Honorable Mention All-District V • Three-time All-Big Eight Conference selection (First Team - 1987, Second Team - 1986, Honorable Mention - 1985) • 1987 Big Eight Tournament MVP • Ranks third all-time in career rebounding (923) at K-State • Ranks 10th in career assists (347) and second in steals (289).

Years	GP	FG	3FG	FT	Reb./Avg.	A	TO	BK	ST	Pts./Avg.
1983-84	31	63	—	44	158-5.1	80	110	10	75	170-5.5
1984-85	25	110	—	43	214-8.6	76	118	11	67	263-10.5
1985-86	28	130	—	62	230-8.2	24	28	13	28	322-11.5
1986-87	31	152	—	57	321-10.4	167	131	19	119	361-11.6
Totals	115	455	—	206	923-8.1	347	387	53	289	1,116-9.7

31. KRISTIN RETHMAN

1,099 POINTS

5-9 • Guard • 1998-02 • Corning, Kan.

Holds the school records for highest three-point percentage in a career (.436) and season (.476) • Holds the class records for three-point field goals made as a sophomore (76) and best three-point field goal percentage as a senior (.476) and as a junior (.452) • Finished her career ranked in the top-30 on the NCAA all-time three-point field goal list • Ranked fifth in the Big 12 in three-pointers and fourth in three-point percentage in a career • Four-time Academic All-Big First Team selection.

Years	GP	FG	3FG	FT	Reb./Avg.	A	TO	BK	ST	Pts./Avg.
1998-99	28	63	50	30	58-2.1	50	59	2	24	206-7.4
1999-00	30	93	76	36	127-4.2	96	72	0	13	298-9.9
2000-01	28	96	71	69	131-4.7	74	82	5	20	332-11.9
2001-02	34	81	69	32	85-2.5	74	44	3	17	263-7.7
Totals	120	333	266	167	401-3.3	294	257	10	74	1,099-9.1

32. NICKY RAMAGE

1,096 POINTS

6-0 • Forward • 1996-00 • Little River, Kan.

1999 All-Big 12 Third Team selection • All-Big 12 honorable mention in 2000 • Successful Farming Magazine All-American Farm Team First Team selection • Ranked sixth in field goal percentage (.540).

Years	GP	FG	3FG	FT	Reb./Avg.	A	TO	BK	ST	Pts./Avg.
1996-97	31	41	0	23	85-2.7	16	31	6	11	105-3.4
1997-98	28	77	0	33	104-3.7	19	46	10	12	187-6.7
1998-99	30	160	0	89	187-6.2	37	96	20	32	409-13.6
1999-00	30	144	0	107	185-6.2	35	69	27	22	395-13.2
Totals	119	422	0	252	561-4.7	107	242	63	77	1,096-9.2

33. MARY JO MILLER

1,091 POINTS

5-5 • Guard • 1988-92 • Marshall, Minn.

Member of the 1991 Big Eight Select Team • 1992 All-Big Eight Conference Second Team selection • 1989 Big Eight Newcomer of the Year • Two-time Academic All-Big Eight selection • Ranks sixth for single season assists (175) • Ranked third all-time in career assists (562) and career steals (288).

Years	GP	FG	3FG	FT	Reb./Avg.	A	TO	BK	ST	Pts./Avg.
1988-89	29	101	8	62	93-3.2	132	110	1	68	272-9.4
1989-90	30	61	3	71	90-3.0	139	122	0	61	196-6.5
1990-91	27	76	14	89	63-2.3	175	134	7	79	255-9.4
1991-92	27	117	29	105	94-3.5	116	133	3	80	368-13.6
Totals	113	355	54	327	340-3.0	562	499	11	288	1,091-9.7

**LEIDING****WOODLEE****L. MILLER****WILCOX****NORTON****BAHNER****GREEN****34. SUE LEIDING****1,071 POINTS****6-2 • Center • 1983-87 • Tulsa, Okla.**

1987 Academic All-Big Eight Second Team and 1986 Academic All-Big Eight Honorable Mention.

Years	GP	FG	3FG	FT	Reb/Avg.	A	TO	BK	ST	Pts./Avg.
1983-84	27	43	—	36	70-2.6	4	127	6	7	122-4.5
1984-85	28	73	—	55	95-3.4	17	49	3	12	201-7.2
1985-86	29	91	—	85	150-5.2	23	68	5	19	267-9.2
1986-87	31	181	—	119	194-6.4	42	114	8	33	481-15.5
Totals	115	388	—	295	509-4.4	86	258	22	71	1,071-9.3

35. KIM WOODLEE**1,058 POINTS****5-8 • Guard • 1997-01 • Beersheba Springs, Tenn.**

Kansas State's third all-time leading three-point shooter • Ranked sixth all-time in the Big 12 Conference in three-pointers made (285) and second in three-point attempts (682) • Four-time Academic All-Big First Team selection • Finished second in the State Farm/ESPN Three-Point Shooting Contest in 2000-01 • Named Big 12 Female Sportsperson of the Year in 2001.

Years	GP	FG	3FG	FT	Reb/Avg.	A	TO	BK	ST	Pts./Avg.
1997-98	28	85	67	23	83-3.0	67	78	0	30	260-9.3
1998-99	29	67	57	25	83-2.9	68	56	0	17	216-7.4
1999-00	30	92	83	23	142-4.7	48	50	0	21	290-9.7
2000-01	28	94	78	26	109-3.9	50	46	4	23	292-10.4
Totals	115	338	285	97	417-3.6	233	230	4	91	1,058-9.2

36. LAURIE MILLER**1,053 POINTS****6-0 • Forward • 1975-79 • Smithville, Mo.**

Won a silver medal as a member of the World University Games Team in the summer of 1977 • Ranked 13th in career rebounding (726) and sixth in single season rebounds (282).

Years	GP	FG	3FG	FT	Reb/Avg.	A	TO	BK	ST	Pts./Avg.
1975-76	34	47	—	37	131-3.8	—	—	—	—	131-3.8
1976-77	34	177	—	70	282-8.3	—	—	—	—	424-12.5
1977-78	22	110	—	35	132-6.0	—	—	—	—	255-11.6
1978-79	31	106	—	31	181-5.8	—	—	—	—	243-7.8
Totals	121	440	—	173	726-6.0	—	—	—	—	1,053-8.7

37. LEANN WILCOX**1,049 POINTS****5-8 • Guard • 1976-80 • Kansas City, Mo.**

First scholarship player in program history • Two-time All-Big Eight Tournament Team selection (1978, 1979) • Played on the U.S. Junior Pan American Team • Starred for Athletes in Action in the summer of 1979 • Drafted by the Milwaukee Express of the Women's Professional Basketball League.

Years	GP	FG	3FG	FT	Reb/Avg.	A	TO	BK	ST	Pts./Avg.
1976-77	32	131	—	56	146-4.6	—	—	—	—	318-9.9
1977-78	5	14	—	8	16-3.2	—	—	—	—	36-7.2
1978-79	30	201	—	63	90-3.0	—	—	—	—	465-15.5
1979-80	28	100	—	30	97-3.5	—	—	—	—	230-8.2
Totals	95	446	—	157	349-3.6	—	—	—	—	1,049-11.0

38. SUSIE NORTON**1,036 POINTS****5-7 • Forward/Guard • 1972-76 • Manhattan, Kan.**

Three-time Big Eight Conference champion and NCAA All-American in the javelin at K-State (1974-76) • Four-sport athlete at K-State, competing in basketball, track and field, softball and field hockey during her collegiate career.

Years	GP	FG	3FG	FT	Reb/Avg.	A	TO	BK	ST	Pts./Avg.
1972-73	26	61	—	34	N/A	—	—	—	—	156-6.0
1973-74	26	102	—	42	N/A	—	—	—	—	246-9.5
1974-75	33	153	—	58	175-5.3	—	—	—	—	364-11.1
1975-76	24	109	—	52	112-4.7	—	—	—	—	270-11.2
Totals	109	425	—	186	N/A	—	—	—	—	1,036-9.5

39. KRISTIE BAHNER**1,017 POINTS****5-11 • Forward • 1987-91 • Topeka, Kan.**

1991 Academic All-Big Eight Team selection • Ranked 15th in career rebounding (695).

Years	GP	FG	3FG	FT	Reb/Avg.	A	TO	BK	ST	Pts./Avg.
1987-88	24	45	—	31	92-3.8	10	22	5	21	121-5.0
1988-89	29	108	—	105	205-7.1	33	52	15	40	321-11.1
1989-90	30	134	—	68	207-6.9	32	52	15	40	336-11.2
1990-91	27	82	—	75	191-7.1	40	59	20	33	239-8.9
Totals	110	369	—	279	695-6.2	115	196	65	128	1,017-9.2

40. SUSAN GREEN**1,001 POINTS****5-8 • Guard • 1983-87 • Anthony, Kan.**

1987 Academic All-Big Eight First Team selection • Also named Academic All-Big Eight honorable mention in 1986 • Ranked 20th all-time in career assists (275) at K-State.

Years	GP	FG	3FG	FT	Reb/Avg.	A	TO	BK	ST	Pts./Avg.
1983-84	31	41	—	38	35-1.1	38	43	1	15	120-3.9
1984-85	29	79	—	46	72-2.5	97	125	1	44	204-7.0
1985-86	26	107	—	69	72-2.8	66	88	2	35	277-10.7
1986-87	30	148	—	104	77-2.6	74	98	4	51	400-13.3
Totals	116	375	—	257	256-2.3	275	354	8	145	1,001-8.6



SCORING RECORDS

LAST TIME BY A K-STATE PLAYER

40 POINTS

42 by Brittany Chambers vs. Texas Southern (3/21/13)

140 CONSECUTIVE GAMES WITH 30 OR MORE POINTS

2 by Brittany Chambers - at West Virginia (36: 2/26/13) & vs. Texas Tech (31: 3/2/13)

CONSECUTIVE GAMES WITH 20 OR MORE POINTS

2 by Kayla Goth - 3/18/18 to active

20 REBOUNDS

20 by Shalee Lehnig vs. Louisiana Tech (12/6/05)

15 REBOUNDS

18 by Peyton Williams vs. UC Davis (3/23/18)

15 FIELD GOALS MADE

15 by Brittany Chambers vs. Texas Southern (3/21/13)

25 FIELD GOALS ATTEMPTED

25 by Brittany Chambers vs. Texas Southern (3/21/13)

10 THREE-POINT FIELD GOALS MADE

10 by Laurie Koehn vs. Iowa (1/5/03)

15 THREE-POINT FIELD GOALS ATTEMPTED

15 by Rachel Ranke vs. Chicago State (12/18/17)

15 FREE THROWS MADE

15 by Nicole Ohlde vs. Valparaiso (3/21/04)

20 FREE THROWS ATTEMPTED

21 by Nicole Ohlde vs. Valparaiso (3/21/04)

10 ASSISTS

12 by Kayla Goth vs. Kansas (2/24/18)

10 STEALS

10 by Jenny Coalson vs. Missouri (2/15/98)

5 BLOCKS

5 by Peyton Williams at Kansas (1/28/18)

LAST TIME BY KANSAS STATE

100 POINTS

102 vs. Florida Atlantic (12/13/15)

40 FIELD GOALS MADE

41 vs. Illinois State (11/26/04)

80 FIELD GOALS ATTEMPTED

81 vs. Illinois State (11/26/04)

15 THREE-POINT FIELD GOALS MADE

15 at Baylor (3/4/13)

30 THREE-POINT FIELD GOALS ATTEMPTED

32 at Iowa State (2/24/16)

30 FREE THROWS MADE

32 vs. Colorado (12/6/79)

45 FREE THROWS ATTEMPTED

48 vs. Iowa State (1/25/89)

60 REBOUNDS

61 vs. Mississippi Valley State (12/1/06)

35 ASSISTS

37 vs. Arkansas-Pine Bluff (12/2/02)

25 STEALS

25 vs. Baylor (1/12/00)

10 BLOCKS

11 vs. George Washington (3/18/16)

TEAM GAME

MOST POINTS

Quarter: 32 (4th) vs. Sam Houston State (12/19/15)

Half: 65 vs. Missouri (3/3/84)

Game: 115 vs. Arkansas-Pine Bluff (12/2/02)

Season: 2,635 in 1979-80

MOST POINTS (HOME GAME)

Game: 115 vs. Arkansas-Pine Bluff (12/2/02)

MOST POINTS (ROAD GAME)

Game: 104 at Nebraska (1/18/83)

MOST POINTS (NEUTRAL GAME)

Game: 110 vs. Texas Pan-American (12/12/87)

MOST POINTS (CONFERENCE GAME)

Game: 106 vs. Colorado (12/6/79)

MOST POINTS (BIG 12 GAME)

Game: 95 vs. Missouri (1/7/04)

MOST POINTS BY BOTH TEAMS

Game: 207 (W, 104-103) at Nebraska (1/18/83)

FEWEST POINTS SCORED

Quarter: 5, (1Q) vs. Texas (2/27/17)

Half: 8 vs. Colorado (3/7/92)

Game: 21 vs. Wayland Baptist (3/20/69)

FEWEST POINTS SCORED (CONFERENCE GAME)

Quarter: 5, (1Q) vs. Texas (2/27/17)

Half: 12 vs. Colorado (2/23/02)

Game: 33 at Colorado (1/8/93)

FEWEST POINTS (BIG 12 GAME)

Quarter: 5, (1Q) vs. Texas (2/27/17)

Half: 12 vs. Colorado (2/23/02)

Game: 34 vs. Texas (2/3/07)

FEWEST POINTS BY BOTH TEAMS

Game: 70 (W, 37-33) vs. Missouri (2/10/10)*

* - Big 12 record for fewest combined points in a game

FEWEST POINTS (NCAA TOURNAMENT GAME)

Quarter: 8, (2nd) vs. George Washington (3/18/16)

Half: 10 vs. Connecticut (3/19/12)

Game: 26 vs. Connecticut (3/19/12)

MOST POINTS IN A LOSS

Game: 92 vs. Valdosta (3/17/79)

LARGEST MARGIN OF VICTORY

Game: 78 (115-37) vs. Ark.-Pine Bluff (12/2/02)

LARGEST MARGIN OF DEFEAT

Game: 61 (123-62) vs. UCLA (11/20/78)

TEAM SEASON

POINTS SCORED

1. 2,635 in 1979-80

2. 2,601 in 1982-83

3. 2,566 in 2001-02

4. 2,539 in 2002-03

5. 2,485 in 1980-81

SCORING AVERAGE

1. 81.3 in 1982-83

2. 78.8 in 1983-84

3. 77.9 in 1978-79

4. 75.5 in 2003-04

75.5 in 2001-02

SCORING AVERAGE (SINCE 1981-82)

1. 81.3 in 1982-83

2. 78.8 in 1983-84

3. 75.5 in 2003-04

75.5 in 2001-02

5. 75.4 in 1981-82

FEWEST POINTS ALLOWED

Quarter: 2 (1st) by Kansas (1/20/16)

Game: 15 by Washburn (2/1/72)

Season: 867 in 1971-72

SCORING DEFENSE

1. 38.9 in 1973-74

2. 39.4 in 1971-72

3. 39.9 in 1969-70

4. 41.9 in 1972-73

5. 43.1 in 1968-69

SCORING DEFENSE (SINCE

1981-82)

1. 53.3 in 2008-09

2. 56.3 in 2010-11

3. 56.5 in 2004-05

4. 57.4 in 2011-12

5. 57.5 in 2002-03

INDIVIDUAL GAME

SINGLE GAME

1. Brittany Chambers, vs. Texas Southern (3/21/13) 42

2. Kendra Wecker, vs. Illinois State (11/26/04) 41

3. Shawnda DeCamp, vs. Detroit (11/29/93) 38

LeAnn Wilcox, vs. Pfeiffer (12/22/78) 38

5. Nicole Ohlde, vs. Wyoming (11/24/00) 36

Brittany Chambers, at West Virginia (2/26/13) 36

7. Mary Jo Miller, vs. Oklahoma (1/21/92) 35

Diana Miller, vs. Oklahoma (1/20/90) 35

Tina Dixon, vs. Texas (12/30/83) 35

Brittany Chambers, vs. Texas A&M (3/2/11) 35

48 games with 30 or more points (23 players) - see chart pg. 142)

CLASS RECORDS, POINTS IN A GAME

Fr. 36, Nicole Ohlde, vs. Wyoming (11/24/00)

Soph. 35, Tina Dixon, vs. Texas (12/30/83)

..... 35, Brittany Chambers, vs. Texas A&M (3/2/11)

Jr. 38, LeAnn Wilcox, at Pfeiffer (12/22/78)

..... 38, Shawnda DeCamp, vs. Detroit (11/27/93)

Sr. 42, Brittany Chambers, vs. Texas Southern (3/21/13)

POINTS IN A CONFERENCE GAME

Brittany Chambers, at West Virginia (2/26/13) 36

POINTS IN A 1ST QUARTER

Peyton Williams at West Virginia (1/3/18) 11

Kindred Wesemann vs. UTEP (11/26/16) 11

POINTS IN A 2ND QUARTER

Breanna Lewis at Texas (2/17/16) 14

POINTS IN A 3RD QUARTER

Kayla Goth, vs. UT Arlington (12/6/17) 18

POINTS IN A 4TH QUARTER

Kindred Wesemann, at TCU (2/18/17) 12

POINTS IN A HALF

Brittany Chambers vs. Texas Southern (3/21/13) - 1st H 29

CONSECUTIVE GAMES WITH 20+ POINTS

1. Brittany Chambers (2012-13, Feb. 26 to April 3) 9

MOST POINTS IN CONSECUTIVE GAMES

1. Brittany Chambers (2012-13, Feb. 26 to March 2) 70

INDIVIDUAL POSTSEASON GAME

POINTS IN A BIG EIGHT TOURNAMENT GAME

Priscilla Gary vs. Nebraska (1/15/82) 28

POINTS IN A BIG 12 TOURNAMENT GAME

Jalana Childs vs. Iowa State (3/8/12) 31

POINTS IN AN NCAA TOURNAMENT GAME

Kendra Wecker vs. Vanderbilt (3/21/05) 29

MOST POINTS IN A WNIT GAME

Brittany Chambers, vs. Texas Southern (3/21/13) 42



Kendra Wecker is not only Kansas State's all-time leading scorer with 2,333 career points, but she also closed out her storied four-year career as the Big 12 Conference all-time leading scorer in 2004-05.

INDIVIDUAL SEASON SEASON

1.	Brittany Chambers (2012-13)	778
2.	Tammie Romstad (1979-80)	686
3.	Kendra Wecker (2002-03)	646
4.	Nicole Ohlde (2002-03)	625
5.	Nicole Ohlde (2001-02)	610
6.	Kendra Wecker (2004-05)	609
7.	Laurie Koehn (2001-02)	600
8.	Kayla Goth (2017-18)	596
9.	Andria Jones (1996-97)	591
10.	Priscilla Gary (1982-83)	586

CLASS RECORDS, POINTS IN A SEASON

Fr.	600, Laurie Koehn (2001-02)
Soph.	686, Tammie Romstad (1979-80)
Jr.	625, Nicole Ohlde (2002-03)
Sr.	778, Brittany Chambers (2012-13)

SCORING AVERAGE

1.	Brittany Chambers (2012-13)	21.0
2.	Kendra Wecker (2004-05)	21.0
3.	Tammie Romstad (1979-80)	19.6
4.	Shawnda DeCamp (1993-94)	19.4
5.	Shanele Stires (1994-95)	19.3

CLASS RECORDS, SCORING AVERAGE

Fr.	17.6, Laurie Koehn (2001-02)
Soph.	19.6, Tammie Romstad (1979-80)
Jr.	19.4, Shawnda DeCamp (1993-94)
Sr.	21.0, Brittany Chambers (2012-13)

GAMES WITH 20+ POINTS IN A SEASON

1.	Brittany Chambers (2012-13)	22
----	-----------------------------	----

GAMES WITH 10+ POINTS IN A SEASON

1.	Brittany Chambers (2012-13)	35
2.	Kendra Wecker (2002-03)	34
	Nicole Ohlde (2002-03)	34
4.	Kayla Goth (2017-18)	33

CONSECUTIVE 400+ POINT SEASONS

1.	Kendra Wecker (2001-05)	4
	Nicole Ohlde (2000-04)	4
3.	Eileen Feeney (1977-80)	3
	Brittany Chambers (2010-11 to 2012-13)	3
5.	Breanna Lewis (2015-16 to 2016-17)	2
	Jalana Childs (2010-11 and 2011-12)	2
	Ashley Sweat (2008-09 and 2009-10)	2
	Kimberly Dietz (2006-07 and 2007-08)	2
	Claire Coggins (2005-06 and 2006-07)	2
	Shanele Stires (1993-94 and 1994-95)	2
	Diana Miller (1989-90 and 1990-91)	2
	Nadira Hazim (1989-90 and 1990-91)	2
	Angie Bonner (1982-83 and 1983-94)	2
	Priscilla Gary (1981-82 and 1982-83)	2

INDIVIDUAL CAREER

TOP CAREER SCORERS LIST

1.	Kendra Wecker (2001-05)	2,333
2.	Nicole Ohlde (2000-04)	2,241
3.	Brittany Chambers (2009-13)	2,156
4.	Ashley Sweat (2006-10)	1,805
5.	Laurie Koehn (2001-05)	1,733
6.	Diana Miller (1987-91)	1,705
7.	Eileen Feeney (1976-80)	1,670
	Nadira Hazim (1987-91)	1,670
9.	Breanna Lewis (2013-17)	1,552
10.	Tammie Romstad (1978-82)	1,548
11.	Brit Jacobson (1994-98)	1,519
12.	Shanele Stires (1992-95)	1,344
13.	Kimberly Dietz (2004-08)	1,321
14.	Gayla Williams (1977-81)	1,320
15.	Angie Finkes (1996-00)	1,314
16.	Marlies Gipson (2005-09)	1,313
17.	Megan Mahoney (2001-05)	1,307
18.	Kindred Wesemann (2013-17)	1,295
19.	Cassandra Jones (1982-86)	1,271
20.	Jalana Childs (2008-12)	1,237
21.	Claire Coggins (2003-07)	1,236
22.	Janet Reusser (1972-76)	1,227
23.	Shalee Lehning (2005-09)	1,189
24.	Angie Bonner (1981-84)	1,170
25.	Priscilla Gary (1981-83)	1,169
26.	Jan Laughlin (1971-75)	1,165
27.	Marsha Poppe (1973-77)	1,152
28.	Andria Jones (1993-97)	1,126
29.	Kim Price (1978-83)	1,120
30.	Carlisa Thomas (1983-87)	1,116
31.	Kristin Rethman (1998-02)	1,099
32.	Nicky Ramage (1996-00)	1,096
33.	Mary Jo Miller (1988-92)	1,091
34.	Sue Leiding (1983-87)	1,071
35.	Kim Woodlee (1997-2001)	1,058
36.	Laurie Miller (1975-79)	1,053
37.	LeAnn Wilcox (1976-80)	1,049
38.	Susie Norton (1972-76)	1,036
39.	Kristie Bahner (1987-91)	1,017
40.	Sue Green (1984-87)	1,001

CAREER SCORING AVERAGE

1.	Priscilla Gary (1981-83)	18.3
2.	Kendra Wecker (2001-05)	18.2
3.	Nicole Ohlde (2000-04)	17.8
4.	Shanele Stires (1992-95)	16.6
5.	Brittany Chambers (2009-13)	16.0
6.	Tammie Romstad (1978-82)	15.2

CAREER CONSECUTIVE GAMES SCORING

1.	Brittany Chambers (2009-13)	133
2.	Ashley Sweat (2006-10)	131
3.	Nicole Ohlde (2000-04)	126

CAREER GAMES WITH 10 OR MORE POINTS

1.	Kendra Wecker (2001-05)	121 &
1.	Nicole Ohlde (2000-04)	117 ^
2.	Brittany Chambers (2009-13)	109 #

& - ranks tied for 19th in NCAA Division I history

^ - ranks 24th in NCAA Division I history

- ranks tied for 39th in NCAA Division I history

During the previous 50 years of Kansas State women's basketball, the Wildcats have seen 48 games where a player has scored 30 or more points. Below is an alphabetical listing of all the 30-point games in school history. (23 players)

142

Angie Bonner (1981-84) - 2

Opponent	FG/FGA (FT/FTA)	Date	Pts
Kansas	11/13 (10/12)	Feb. 25, 1984	32
Georgia	7/11 (17/20)	Jan. 6, 1983	31

Brittany Chambers (2009-13) - 6

Opponent	FG/FGA (FT/FTA)	Date	Pts
Texas Southern#	15/25 (3/5)	March 21, 2013	42*
Texas Tech	12/19 (2/4)	March 2, 2013	31
at West Virginia	14/25 (2/4)	Feb. 26, 2013	36
at Iowa State	10/21 (13/17)	Feb. 9, 2013	34
at Nebraska	13/18 (0/2)	Feb. 19, 2011	32
Texas A&M	11/19 (6/8)	March 2, 2011	35

Jalana Childs (2008-12) - 1

Opponent	FG/FGA (FT/FTA)	Date	Pts
vs. Iowa State ^	13/23 (5/6)	March 8, 2012	31

Claire Coggins (2003-07) - 1

Opponent	FG/FGA (FT/FTA)	Date	Pts
Idaho State#	11/20 (3/6)	March 17, 2006	31

Jeanne Daniels (1979-82) - 1

Opponent	FG/FGA (FT/FTA)	Date	Pts
Missouri	15/22 (1/1)	Dec. 10, 1979	31

Shawnda DeCamp (1993-94) - 5

Opponent	FG/FGA (FT/FTA)	Date	Pts
Washington St.	12/17 (3/3)	Dec. 30, 1994	32
Colorado	14/31 (0/0)	Jan. 7, 1994	32
Missouri-St. Louis	10/18 (8/9)	Dec. 30, 1993	30
at Ohio State	9/17 (4/4)	Dec. 19, 1993	30
Detroit	14/31 (1/1)	Nov. 29, 1993	38

Tina Dixon (1983-84) - 1

Opponent	FG/FGA (FT/FTA)	Date	Pts
Texas	17/20 (1/3)	Dec. 30, 1983	35

Brit Jacobson (1994-98) - 1

Opponent	FG/FGA (FT/FTA)	Date	Pts
Missouri-Rolla	11/17 (12/18)	Dec. 27, 1994	34

Jennifer Jones (1983-85) - 2

Opponent	FG/FGA (FT/FTA)	Date	Pts
Missouri	12/13 (9/11)	March 3, 1984	33
Northern Illinois	13/16 (7/8)	Dec. 29, 1984	33

Laurie Koehn (2001-05) - 3

Opponent	FG/FGA (FT/FTA)	Date	Pts
Iowa	11/15 (1/2)	Jan. 5, 2003	33
vs. Georgia St.	10/20 (4/4)	Dec. 29, 2001	31
Oregon State	11/17 (2/2)	Dec. 9, 2001	31

Jan Laughlin (1971-75) - 1

Opponent	FG/FGA (FT/FTA)	Date	Pts
Midland Lutheran	15/27 (3/5)	Dec. 6, 1974	33

Breanna Lewis (2013-17) - 1

Opponent	FG/FGA (FT/FTA)	Date	Pts
Western Illinois	14/19 (2/3)	Dec. 21, 2015	30

Diana Miller (1987-91) - 1

Opponent	FG/FGA (FT/FTA)	Date	Pts
Oklahoma	15/19 (1/1)	Jan. 20, 1990	35

Mary Jo Miller (1988-92) - 1

Opponent	FG/FGA (FT/FTA)	Date	Pts
Oklahoma	12/16 (7/10)	Jan. 18, 1992	35

Nicole Ohlde (2000-04) - 4

Opponent	FG/FGA (FT/FTA)	Date	Pts
Missouri	14/16 (3/4)	Jan. 7, 2004	31
Creighton	13/17 (6/6)	Dec. 14, 2003	32
Texas A&M	14/17 (4/5)	Feb. 20, 2001	32
vs. Wyoming	17/23 (2/3)	Nov. 24, 2000	36

Marsha Poppe (1973-77) - 1

Opponent	FG/FGA (FT/FTA)	Date	Pts
Iowa State	12/24 (10/16)	Jan. 31, 1976	34

Tammie Romstad (1978-82) - 3

Opponent	FG/FGA (FT/FTA)	Date	Pts
Oklahoma State	13/17 (4/6)	Jan. 23, 1982	30
Tulsa	9/15 (14/14)	Nov. 22, 1980	32
Pomona	15/27 (4/5)	Nov. 23, 1979	34

Shanele Stires (1992-95) - 3

Opponent	FG/FGA (FT/FTA)	Date	Pts
Kansas	10/17 (7/8)	Feb. 12, 1995	31
Minnesota	11/15 (6/7)	Dec. 2, 1994	32
Oklahoma State	12/17 (3/5)	Jan. 21, 1994	32

Ashley Sweat (2006-10) - 5

Opponent	FG/FGA (FT/FTA)	Date	Pts
Iowa State	9/14 (10/12)	Jan. 31, 2010	31
Washington St.	12/19 (8/10)	Nov. 20, 2009	33
Oklahoma St.	9/12 (13/13)	Feb. 15, 2009	31
at Washington St.	14/19 (1/1)	Dec. 28, 2008	30
at Wyoming#	12/22 (6/8)	March 28, 2007	31

Haley Texada (2011-15) - 1

Opponent	FG/FGA (FT/FTA)	Date	Pts
Akron#	8/11 (10/13)	March 19, 2015	30

Kendra Wecker (2001-05) - 2

Opponent	FG/FGA (FT/FTA)	Date	Pts
vs. Illinois State	14/19 (5/7)	Nov. 26, 2004	41
at UW-Green Bay	14/25 (0/1)	Dec. 12, 2002	31

Kindred Wesemann (2013-17) - 1

Opponent	FG/FGA (FT/FTA)	Date	Pts
Oklahoma State	10/18 (10/10)	Jan. 28, 2017	34

LeAnn Wilcox (1976-80) - 1

Opponent	FG/FGA (FT/FTA)	Date	Pts
Pfeiffer	19/30 (0/0)	Dec. 22, 1978	38

30+ Point Games by Month

16, December; 11, January; 8, March; 7, February; 6, November

Most Made Field Goals to Reach 30+ Points

19 LeAnn Wilcox, Dec. 22, 1978

Fewest Made Field Goals to Reach 30+ Points

7 Angie Bonner, Jan. 6, 1983

Most Made Free Throws to Reach 30+ Points

17 Angie Bonner, Jan. 6, 1983

Fewest Made Free Throws to Reach 30+ Points

0 Shawnda DeCamp, Jan. 7, 1994
LeAnn Wilcox, Dec. 22, 1978
Brittany Chambers, Feb. 19, 2011

^ - Big 12 Championship game

- WNIT game

* - school record



Brittany Chambers (above) set the school record for the most 30-point games in a career with six during her time with the Wildcats from 2009-13. In her final game with 30 or more points in a game, Chambers set the school record for points in a game and a WNIT game with 42 against Texas Southern on March 21, 2013.

TEAM GAME**MOST FIELD GOALS MADE**

Game: 46 vs. Pacific Christian (11/23/81)

MOST FIELD GOAL ATTEMPTS

Game: 109 vs. Iowa State, 1/31/76

HIGHEST FIELD GOAL PERCENTAGE

Quarter: .800 (3rd) (12-of-15) vs. Chicago State (11/11/16)

Half: .818 (18-of-22) vs. Texas Tech - 2nd half (1/27/02)

Game: .714 (40-56) vs. Nebraska (1/18/83)

FEWEST FIELD GOALS ALLOWED

Quarter: 1 (1st) by Kansas (1/20/16)

Half: 2 vs. Miss. Valley State (12/1/06)

Game: 5 vs. Miss. Valley State (12/1/06)

TEAM SEASON**FIELD GOALS MADE**

1. 1,096 in 1979-80
2. 1,065 in 1982-83
3. 1,023 in 1980-81
4. 1,012 in 1978-79
5. 1,009 in 1975-76

FIELD GOAL ATTEMPTS

1. 2,595 in 1975-76
2. 2,401 in 1974-75
3. 2,370 in 1977-78
4. 2,356 in 1979-80
5. 2,350 in 1976-77

FIELD GOAL PERCENTAGE

1. .518 (1,065-2,055) in 1982-83
- .518 (968-1,869) in 1983-84
3. .503 (986-1,959) in 1981-82
4. .494 (938-1,899) in 2001-02
5. .480 (954-1,986) in 2002-03

FIELD GOAL DEFENSE

1. .290 (427-1,466) in 1973-74
2. .349 (708-2,027) in 1974-75
3. .355 (725-2,045) in 2002-03
4. .361 (653-1,807) in 2003-04
5. .365 (623-1,708) in 2004-05

FIELD GOAL DEFENSE (SINCE 1981-82)

1. .355 (725-2,045) in 2002-03
2. .361 (653-1,807) in 2003-04
3. .365 (623-1,708) in 2004-05
4. .368 (694-1,885) in 2015-16
5. .374 (715-1,911) in 2006-07

INDIVIDUAL GAME**FIELD GOALS MADE**

1. LeAnn Wilcox, vs. Pfeiffer (12/22/78) 19
2. Nicole Ohlde, vs. Wyoming (1/24/00) 17
3. Tina Dixon, vs. Texas (12/30/83) 17
4. Diana Miller, vs. Oklahoma (1/20/90) 15
- Brittany Chambers, vs. Texas Southern (3/21/13) 15
5. 10 players: Most Recent -
Breanna Lewis, vs. Western Illinois (2/21/15) 14

FIELD GOALS MADE IN A 1ST QUARTER

- Peyton Williams at West Virginia (1/3/18) 5
- Breanna Lewis vs. Florida Atlantic (12/13/15) 5

FIELD GOALS MADE IN A 2ND QUARTER

- Peyton Williams vs. Oklahoma (1/17/18) 6
- Breanna Lewis at Texas (2/17/16) 6

FIELD GOALS MADE IN A 3RD QUARTER

- Kayla Goth vs. UT Arlington (12/6/17) 7

FIELD GOALS MADE IN A 4TH QUARTER

- Breanna Lewis vs. Sam Houston State (12/19/15) 5

FIELD GOALS MADE IN A HALF

- Brittany Chambers, vs. Texas Southern (3/21/13) - 1st H. 11 (1st)

FIELD GOALS IN A CONFERENCE GAME

- Diana Miller, vs. Oklahoma (1/20/90) 15

FIELD GOALS ATTEMPTED

1. Shawnda DeCamp, vs. Colorado (1/7/94) 31
- Shawnda DeCamp, vs. Detroit (11/27/93) 31
- Shawnda DeCamp, vs. St. Bonaventure (12/11/93) 31
4. Kendra Wecker, at Baylor (2/8/03) 27
- Brittany Chambers, at Oklahoma (2/20/13) 27
6. Seven players: Most Recent -
Brittany Chambers, vs. Texas Southern (3/21/13) 25

FIELD GOALS ATTEMPTED IN A HALF

- Kendra Wecker, at Baylor (2/8/03) 16 (2nd)
- Angie Finkes, vs. Eastern Mich. (1/23/98) 16 (2nd)
- Shanele Stires, vs. Missouri (1/29/95) 16 (2nd)

FIELD GOALS ATTEMPTED IN A CONFERENCE GAME

- Shawnda DeCamp, vs. Colorado (1/7/94) 31

HIGHEST FG PCT. (MIN. 15 ATTEMPTS)

1. Nicole Ohlde, vs. Missouri (1/7/04)875 (14-16)
2. Tina Dixon, vs. Texas (12/30/83)850 (17-20)
3. Nicole Ohlde, vs. Texas A&M (1/20/01)823 (14-17)
4. Angie Finkes, vs. Kansas (2/27/99)800 (12-15)
5. Nicole Ohlde, vs. Creighton (12/14/03)765 (13-17)

HIGHEST FG PCT. (MIN. 10 ATTEMPTS)

1. Priscilla Gary, vs. CS Fullerton (12/31/82) 1.000 (13-13)
2. Marsha Poppe, vs. Missouri St. (12/14/74)920 (11-12)
3. Jennifer Jones, vs. Missouri (3/3/84)923 (12-13)
4. Priscilla Gary, vs. Nebraska (1/18/83)916 (11-12)
5. Stacy Boyle, vs. Wichita St. (12/8/87)909 (10-11)

HIGHEST FG PCT. IN A CONFERENCE GAME

- Nicole Ohlde, vs. Missouri (1/7/04)875 (14-16)

INDIVIDUAL SEASON**FIELD GOALS MADE**

1. Tammie Romstad (1979-80) 292
- Brittany Chambers (2012-13) 273
3. Kendra Wecker (2002-03) 257
4. Priscilla Gary (1982-83) 253
5. Nicole Ohlde (2001-02) 245
6. Priscilla Gary (1981-82) 244
7. Kendra Wecker (2004-05) 240
8. Nicole Ohlde (2002-03) 243
9. Andria Jones (1996-97) 231
- Breanna Lewis (2015-16) 231

CLASS RECORDS, MOST FIELD GOALS MADE

- Fr. 221, Kendra Wecker (2001-02)
- Soph. 292, Tammie Romstad (1979-80)
- Jr. 244, Priscilla Gary (1981-82)
- Sr. 273, Brittany Chambers (2012-13)

FIELD GOAL ATTEMPTS

1. Brittany Chambers (2012-13) 640
2. Janet Reusser (1975-76) 589
3. Tammie Romstad (1979-80) 561
4. Kendra Wecker (2002-03) 551
5. Kendra Wecker (2004-05) 504
6. Eileen Feeney (1977-78) 499
7. Eileen Feeney (1979-80) 492
8. Shawnda DeCamp (1993-94) 491
9. Eileen Feeney (1978-79) 486
10. Laurie Miller (1976-77) 484

FIELD GOAL PCT. (MIN. 150 ATTEMPTS)

1. Tina Dixon (1983-84)629 (134-213)
2. Angie Bonner (1983-84)605 (161-266)
3. Angie Bonner (1982-83)584 (184-315)
4. Tina Dixon (1982-83)581 (108-186)
5. Nicole Ohlde (2001-02)579 (245-423)
6. Nicole Ohlde (2002-03)573 (243-424)
7. Nicole Ohlde (2003-04)570 (203-356)
8. Jennifer Jones (1984-85)568 (151-266)
9. Kristie Bahner (1989-90)565 (134-237)
10. Priscilla Gary (1982-83)563 (253-449)

CLASS RECORDS - BEST FIELD GOAL PCT

- Fr.588, Angie Bonner (1981-82)
- Soph.629, Tina Dixon (1983-84)
- Jr.605, Angie Bonner (1983-84)
- Sr.570, Nicole Ohlde (2003-04)

INDIVIDUAL CAREER**FIELD GOALS MADE**

1. Kendra Wecker (2001-05) 935
2. Nicole Ohlde (2000-04) 882
3. Eileen Feeney (1976-80) 758
4. Brittany Chambers (2009-13) 751
5. Breanna Lewis (2013-17) 666
6. Diana Miller (1987-91) 657
7. Nadira Hazim (1987-91) 655
- Tammie Romstad (1978-82) 655
9. Ashley Sweat (2006-10) 637
10. Laurie Koehn (2001-05) 574

FIELD GOAL ATTEMPTS

1. Kendra Wecker (2001-05) 1,913
2. Eileen Feeney (1976-80) 1,868
3. Brittany Chambers (2009-13) 1,845
4. Nicole Ohlde (2000-04) 1,584
5. Diana Miller (1987-91) 1,556
6. Nadira Hazim (1987-91) 1,466
7. Ashley Sweat (2006-10) 1,459
8. Janet Reusser (1972-76) 1,416
9. Brit Jacobson (1994-98) 1,356
10. Laurie Koehn (2001-05) 1,317

FIELD GOAL PCT. (MIN. 350 ATTEMPTS)

1. Tina Dixon (1982-84)607 (242-399)
2. Angie Bonner (1981-84)593 (422-712)
3. Priscilla Gary (1981-83)558 (497-890)
4. Nicole Ohlde (2000-04)557 (882-1,584)
5. Jennifer Jones (1982-85)551 (411-746)
6. Nicky Ramage (1996-00)540 (422-781)
7. Tammie Romstad (1978-82)529 (655-1,237)
8. Kristie Bahner (1987-91)524 (369-704)
9. Breanna Lewis (2013-17)524 (666-1271)
10. Peyton Williams (2016-present)520 (247-475)



Nicole Ohlde is second in career field goals made (882), third in field goals attempts (1,584) and fourth in field goal percentage (.557).

TEAM GAME

MOST 3-POINT FGS MADE

Game:	16 vs. Oklahoma State (1/23/13)
Both Teams:	25 vs. Western Michigan (12/20/02)

144 MOST 3-POINT FGS ATTEMPTED

Game:	44 vs. Baylor (1/16/13)
Both Teams:	60 (twice) at Iowa State (1/25/00) & 1/2/02)

HIGHEST 3-POINT PERCENTAGE

Half (Min. 5 att.):	.846 (11-13) vs. IUPUI (11/19/01)
---------------------	-----------------------------------

Game (Min. 10 att.):

	.714 (10-14) vs. Oklahoma State (1/19/96)
	.714 (10-14) vs. Oklahoma (1/18/92)
Both Teams:	.568 (25-44), Kansas State (15-24) vs. Western Michigan (10-20) on 2/16/00

MOST 3-POINT FIELD GOALS ALLOWED

Game:	17 vs. South Dakota (11/19/15)
-------	--------------------------------

TEAM SEASON

3-POINT FIELD GOALS MADE

1.	325 in 2012-13 *
2.	262 in 2001-02
3.	241 in 2002-03
4.	233 in 2005-06
5.	232 in 2009-10

3-POINT FG ATTEMPTS

1.	1077 in 2012-13 *
2.	731 in 2017-18
3.	676 in 2015-16
4.	668 in 2013-14
5.	664 in 2005-06

3-POINT FGS MADE PER GAME

1.	8.78 in 2012-13
2.	7.71 in 2001-02
3.	7.25 in 2009-10
4.	7.20 in 1999-00
5.	7.19 in 2004-05

3-POINT FG PERCENTAGE

1.	.411 (262-637) in 2001-02
2.	.386 (218-565) in 2003-04
3.	.383 (189-494) in 2000-01
4.	.377 (241-639) in 2002-03
5.	.372 (216-580) in 1999-00

TEAMS WITH 5 PLAYERS W/ 20+ MADE 3-POINT FGS IN A SEASON

2002-03

Laurie Koehn, 72; Kendra Wecker, 56; Megan Mahoney, 56;
Chelsea Domenico, 30; Amy Dutmer, 24

2009-10

Brittany Chambers, 65; Taelor Karr, 56; Kari Kincaid, 50;
Ashley Sweat, 35; Shalin Spani, 24

TEAMS W/ 3 PLAYERS W/ 50+ MADE 3-POINT FGS IN A SEASON

2002-03 Laurie Koehn, 72; Kendra Wecker, 56; Megan Mahoney, 56

2009-10 Brittany Chambers, 65; Taelor Karr, 56; Kari Kincaid, 50

2012-13 Brittany Chambers, 117; Haley Texada, 68; Bri Craig, 64

INDIVIDUAL GAME

3-POINT FIELD GOALS MADE

1.	Laurie Koehn, vs. Iowa (1/5/03)	10
2.	Shawnda DeCamp, vs. Detroit (11/29/93)	9
	Brittany Chambers, vs. Texas Southern (3/21/13)	9
4.	Brittany Chambers, vs. Northwestern (12/19/11)	8
	Kendra Wecker, vs. Illinois State (11/26/04)	8
	Shawnda DeCamp, vs. Ohio State (12/19/93)	8
	Kindred Wesemann, vs. Texas (2/4/15)	8
7.	11 players: Most Recent -	
	Rachel Ranke, vs. Chicago State (12/18/17)	7

MOST 3-POINT FGS MADE IN A CONFERENCE GAME

Kindred Wesemann, vs. Texas (2/4/15)	8
--	---

3-POINT FIELD GOALS MADE IN A 1ST QUARTER

Rachel Ranke, eight times	2
Kaylee Page, six times	2
Kindred Wesemann, four times	2
Megan Deines, three times	2
Kayla Goth, twice	2

3-POINT FIELD GOALS MADE IN A 2ND QUARTER

Kindred Wesemann, twice	3
-----------------------------------	---

3-POINT FIELD GOALS MADE IN A 3RD QUARTER

Kaylee Page, vs. Oklahoma State (1/13/18)	4
---	---

3-POINT FIELD GOALS MADE IN A 4TH QUARTER

Kaylee Page, vs. Kansas (3/2/18)	3
Rachel Ranke, twice	3
Kindred Wesemann, twice	3

3-POINT FGS MADE IN A HALF

Laurie Koehn vs. Iowa (1/5/03)	8 (1st)
--	---------

CONSECUTIVE GAMES WITH A 3-POINT FG MADE

Laurie Koehn (2004-05)	26
----------------------------------	----

3-POINT FIELD GOALS ATTEMPTED

1.	Shawnda DeCamp, vs. Detroit (11/29/93)	22
2.	Shawnda DeCamp, vs. District of Columbia (12/10/94)	18
3.	Laurie Koehn, vs. Georgia State (12/29/01)	17
	Laurie Koehn, vs. Notre Dame (3/25/03)	17
5.	Shawnda DeCamp, vs. Utah (1/1/94)	16

3-POINT FGS ATTEMPTED IN A CONFERENCE GAME

Laurie Koehn vs. Oklahoma (3/11/04)	15
---	----

3-POINT FGS ATTEMPTED IN A HALF

Shawnda DeCamp, vs. Detroit (11/27/93)	15 (1st)
--	----------

3-POINT FG PCT. (MIN. 4 ATTEMPTS)

1.	Kendra Wecker, at Kansas (1/8/03)	1.000 (5-5)
	Kristin Rethman, at Oklahoma (2/14/01)	1.000 (5-5)
	Kim Woodlee, at Drake (12/9/00)	1.000 (5-5)
	Amy Dutmer, vs. W. Michigan (12/20/03)	1.000 (4-4)
	Kristin Rethman, vs. Grambling St. (11/30/02)	1.000 (4-4)
	Kristin Rethman, at Kansas (1/13/01)	1.000 (4-4)
	Kristin Rethman, vs. Creighton (3/11/99)	1.000 (4-4)
	Missy Decker, vs. Iowa State (2/13/94)	1.000 (4-4)
	Ashley Sweat, vs. Iowa State (2/24/07)	1.000 (4-4)
	Brittany Chambers, at Creighton (11/23/09)	1.000 (4-4)

3-POINT FG PCT IN A CONFERENCE GAME

Kristin Rethman at Oklahoma (2/14/01)	1.000 (5-5)
Kendra Wecker at Kansas (1/8/03)	1.000 (5-5)

3-POINT FG PCT IN A HALF

Laurie Koehn vs. UW-Green Bay (12/6/01)	1.000 (6-6, 1st)
Kim Woodlee at Drake (12/9/00)	1.000 (4-4, 1st)
Missy Decker vs. Texas A&M (1/25/97)	1.000 (4-4, 2nd)

INDIVIDUAL SEASON

3-POINT FIELD GOALS MADE

1.	Laurie Koehn (2001-02)	122*
2.	Brittany Chambers (2012-13)	117
3.	Laurie Koehn (2003-04)	100
4.	Laurie Koehn (2004-05)	98
5.	Shawnda DeCamp (1993-94)	91
6.	Kindred Wesemann (2016-17)	90
7.	Rachel Ranke (2017-18)	89
8.	Brittany Chambers (2010-11)	88
9.	Kindred Wesemann (2015-16)	85
10.	Kim Woodlee (1999-00)	83

* - ranks tied for 18th in NCAA Division I history

CLASS RECORDS, 3-POINT FIELD GOALS MADE

Fr.	122, Laurie Koehn (2001-02)
Soph.	88, Brittany Chambers (2010-11)
Jr.	100, Laurie Koehn (2003-04)
Sr.	117, Brittany Chambers (2012-13)

3-POINT FIELD GOALS ATTEMPTED

1.	Brittany Chambers (2012-13)	310
2.	Laurie Koehn (2001-02)	289
3.	Rachel Ranke (2017-18)	278
4.	Brittany Chambers (2011-12)	257
5.	Kindred Wesemann (2016-17)	256
6.	Shawnda DeCamp (1993-94)	255
7.	Laurie Koehn (2004-05)	248
8.	Kimberly Dietz (2006-07)	240
9.	Brittany Chambers (2010-11)	236
10.	Laurie Koehn (2003-04)	230

3-POINT FIELD GOAL PCT (MIN. 50 ATTEMPTS)

1.	Kristin Rethman (2001-02)476 (69-145)
2.	Kristin Rethman (2000-01)452 (71-157)
3.	Laurie Koehn (2003-04)435 (100-230)
4.	Megan Mahoney (2002-03)434 (56-129)
5.	Amy Dutmer (2003-04)433 (26-60)
6.	Kim Woodlee (1999-00)428 (83-194)
7.	Kendra Wecker (2003-04)424 (28-66)
8.	Laurie Koehn (2001-02)422 (122-289)
9.	Kendra Wecker (2004-05)421 (40-95)
	Kim Woodlee (1997-98)421 (67-159)

CLASS RECORDS, BEST THREE-POINT PERCENTAGE

Fr.422, Laurie Koehn (2001-02)
Soph.434, Megan Mahoney (2002-03)
Jr.452, Kristin Rethman (2000-01)
Sr.476, Kristin Rethman (2001-02)

CAREER

3-POINT FIELD GOALS MADE

1.	Laurie Koehn (2001-05)	392*
2.	Brittany Chambers (2009-13)	350 ^
3.	Kim Woodlee (1997-01)	285
4.	Kristin Rethman (1998-02)	266
5.	Kindred Wesemann (2013-17)	264
6.	Kimberly Dietz (2004-08)	230
7.	Claire Coggins (2003-07)	185
8.	Missy Decker (1993-97)	176
9.	Bri Craig (2012-16)	161
10.	Kendra Wecker (2001-05)	153

* - ranks tied for 4th in NCAA Division I history

^ - ranks 22nd in NCAA Division I history

3-POINT FIELD GOALS ATTEMPTED

1.	Brittany Chambers (2009-13)	974
2.	Laurie Koehn (2001-05)	942
3.	Kindred Wesemann (2013-17)	764
4.	Kim Woodlee (1997-01)	682
5.	Kimberly Dietz (2004-08)	679
6.	Kristin Rethman (1998-02)	609
7.	Bri Craig (2012-16)	567
8.	Claire Coggins (2003-07)	534
9.	Missy Decker (1993-97)	461
10.	Kari Kincaid (2006-10)	444

3-POINT FG PCT (MINIMUM 75 ATTEMPTS)

1.	Kristin Rethman (1998-02)436 (266-609)
2.	Kim Woodlee (1997-01)417 (285-682)
3.	Laurie Koehn (2001-05)416 (392-942)
4.	Kendra Wecker (2001-05)398 (153-384)
5.	Amy Dutmer (2000-04)397 (50-126)
6.	Kelly Moylan (1989-93)384 (108-281)
7.	Missy Decker (1993-97)382 (176-461)
8.	Twiggy McIntyre (2003-06)375 (93-248)
9.	Megan Mahoney (2001-05)367 (117-319)
10.	Brittany Chambers (2009-13)359 (350-974)

TEAM GAME

MOST FREE THROWS MADE

Game:	32 vs. Colorado (12/6/79)
Both Teams:	52 vs. Oklahoma (1/22/95)

MOST FREE THROW ATTEMPTS

Game:	48 vs. Iowa State (1/25/89)
Both Teams:	70 at Wyoming (3/28/07)

HIGHEST FREE THROW PERCENTAGE

Game:	1.000, several times Most Recent - at Iowa State (3-3) on 2/24/16
Both Teams:	.941, Kansas State (21-of-21) vs. Chattanooga (11-of-13) on 3/23/08

FEWEST FREE THROWS MADE

Game:	0, Five times, last time at Oklahoma (1/14/09)
--------------	--

FEWEST FREE THROWS ATTEMPTED

Game:	0, twice, last time at Oklahoma (1/14/09)
--------------	---

TEAM SEASON

FREE THROWS MADE

1. 506 in 1983-84
2. 478 in 1986-87
3. 471 in 1982-83
4. 466 in 1989-90
5. 463 in 1990-91

FREE THROW ATTEMPTS

1. 767 in 1983-84
2. 710 in 1975-76
3. 702 in 1976-77
4. 694 in 1986-87
5. 688 in 1977-78

FREE THROW PERCENTAGE

1. .743 (428-576) in 2001-02
2. .733 (302-412) in 2004-05
3. .732 (347-474) in 2009-10
4. .724 (438-605) in 2017-18
5. .724 (390-539) in 2002-03

INDIVIDUAL GAME

HIGHEST FT PCT (MIN. 10 ATTEMPTS)

1. Andria Jones, vs. Lamar (11/25/95) 1.000 (13-13)
Ashley Sweat, vs. Oklahoma St. (2/15/09) 1.000 (13-13)
3. Kindred Wesemann, vs. South Dakota (11/19/15) . . . 1.000 (12-12)
Kendra Wecker, vs. Bowling Green (3/19/05) 1.000 (12-12)
5. Kindred Wesemann, vs. Oklahoma St. (1/28/17) . . . 1.000 (10-10)
Nicky Ramage, at Oklahoma St. (2/9/00) 1.000 (10-10)
Jennifer Grebing, vs. Colorado (2/8/92) 1.000 (10-10)
Diana Miller, vs. Colorado (1/12/91) 1.000 (10-10)

FREE THROWS MADE

1. Angie Bonner, vs. Georgia (1/6/83) 17
2. Nicole Ohlde, vs. Valparaiso (3/21/04) 15
Nadira Hazim, vs. Nebraska (3/3/90) 15
4. Nicole Ohlde, vs. Baylor (1/27/04) 14
Angie Finkes, vs. Oklahoma State (2/21/98) 14
Brit Jacobson, vs. Drake (11/25/97) 14
7. Five players: Most recent - Brittany Chambers, at Iowa State (2/9/13) 13

FREE THROWS MADE IN A 1ST QUARTER

Kayla Goth twice 5
Karyla Middlebrook vs. Oklahoma (2/21/17) 5

FREE THROWS MADE IN A 2ND QUARTER

Shaelyn Martin vs. Saint Louis (3/15/18) 5
--

FREE THROWS MADE IN A 3RD QUARTER

Shaelyn Martin at Omaha (12/4/16) 5

FREE THROWS MADE IN A 4TH QUARTER

Megan Deines vs. West Virginia (3/5/16) 6
Kindred Wesemann, twice 6

FTS MADE IN A HALF

Ashley Sweat, vs. Colorado (2/21/09) 13 (2nd)
Nicole Ohlde, vs. Valparaiso (3/21/04) 12 (1st)
Nadira Hazim, vs. Nebraska (3/3/90) 12 (2nd)

FTS MADE IN A CONFERENCE GAME

Nadira Hazim, vs. Nebraska (3/3/90) 15
--

FREE THROWS ATTEMPTED

1. Nicole Ohlde, vs. Valparaiso (3/21/04) 21
2. Angie Bonner, vs. Georgia (1/6/83) 20
3. Nadira Hazim, vs. Nebraska (3/3/90) 19
4. Brit Jacobson, vs. Drake (11/25/97) 18
Brit Jacobson, vs. Missouri-Rolla (12/27/94) 18
Sue Leiding, vs. Minnesota (12/1/86) 18
7. Nicole Ohlde, vs. Baylor (1/27/04) 17
Brittany Chambers, at Iowa State (2/9/13) 17
9. Kristie Bahner, vs. Clemson (11/25/90) 16
Ashley Sweat, vs. Colorado (2/21/09) 16
Ashia Woods, vs. Oklahoma State (1/28/15) 16
Breanna Lewis, vs. UTRGV (12/7/15) 16

FTS ATTEMPTED IN A HALF

Ashley Sweat, vs. Colorado (2/21/09) 16 (2nd)
Nadira Hazim, vs. Nebraska (3/3/90) 15 (2nd)

FT ATTEMPTS IN A CONFERENCE GAME

Nadira Hazim vs. Nebraska (3/3/90) 19

INDIVIDUAL SEASON

FREE THROWS MADE

1. Angie Bonner (1982-83) 153
2. Nicole Ohlde (2002-03) 138
3. Nicole Ohlde (2003-04) 136
4. Ashley Sweat (2009-10) 135
5. Ashley Sweat (2008-09) 132
6. Kayla Goth (2017-18) 131
7. Nicole Ohlde (2001-02) 120
8. Sue Leiding (1986-87) 119
9. Angie Bonner (1983-84) 115
Marsha Poppe (1975-76) 115
Brittany Chambers (2012-13) 115

CLASS RECORDS, MOST FREE THROWS MADE

Fr. 102, Nadira Hazim (1987-88)
Soph. 153, Angie Bonner (1983-84)
Jr. 138, Nicole Ohlde (2002-03)
Sr. 136, Nicole Ohlde (2003-04)

MOST CONSECUTIVE FREE THROWS MADE

1. Ashley Sweat (2008-09) 33
2. Peyton Williams (2017-18) 31
3. Brittany Chambers (2011-12) 29
4. Kendra Wecker (2003-04) 28

FREE THROW ATTEMPTS

1. Nicole Ohlde (2002-03) 205
2. Angie Bonner (1982-83) 202
3. Nicole Ohlde (2003-04) 196
4. Marsha Poppe (1975-76) 187
5. Nicole Ohlde (2001-02) 184
6. Kayla Goth (2017-18) 180
7. Angie Bonner (1983-84) 172
8. Greta Sigel (1970-71) 169
Ashley Sweat (2009-10) 169
10. Sue Leiding (1986-87) 161
Tammie Romstad (1979-80) 161

FREE THROW PCT (MIN. 60 ATTEMPTS)

1. Laurie Koehn (2001-02)895 (94-105)
2. Kendra Wecker (2003-04)894 (59-66)
3. Kimberly Dietz (2005-06)867 (65-75)
4. Kendra Wecker (2002-03)864 (76-88)
5. Kindred Wesemann (2016-17)860 (92-107)
6. Kendra Wecker (2004-05)856 (89-104)
Peyton Williams (2017-18)856 (89-104)
8. Kendra Wecker (2001-02)851 (86-101)
9. Gayla Williams (1980-81)848 (56-66)
10. Brittany Chambers (2009-10)844 (65-77)

CLASS RECORDS, BEST FREE THROW PCT

Fr.895, Laurie Koehn (2001-02)
Soph.867, Kimberly Dietz (2005-06)
Jr.894, Kendra Wecker (2003-04)
Sr.900, Laurie Koehn (2004-05)

FREE THROW RECORDS



Nicole Ohlde rewrote the career record books in free throws made (476) and free throws attempted (707) during the 2003-04 season, a record formerly held by Brit Jacobson. Ohlde set an NCAA Tournament and school single game record for most free throws attempted (21) vs. Valparaiso in the NCAA Tournament First Round on March 21, 2004.

INDIVIDUAL CAREER

FREE THROWS MADE

1. Nicole Ohlde (2000-04) 476
2. Ashley Sweat (2006-10) 421
3. Brit Jacobson (1994-98) 348
4. Nadira Hazim (1987-91) 334
5. Mary Jo Miller (1988-92) 327
6. Angie Bonner (1982-84) 326
7. Kendra Wecker (2001-05) 310
8. Brittany Chambers (2009-13) 304
9. Sue Leiding (1983-87) 295
10. Kristie Bahner (1987-91) 279
Diana Miller (1987-91) 279

FREE THROW ATTEMPTS

1. Nicole Ohlde (2000-04) 707
2. Ashley Sweat (2006-10) 545
3. Brit Jacobson (1994-98) 541
4. Mary Jo Miller (1988-92) 497
5. Angie Bonner (1982-84) 469
6. Nadira Hazim (1987-91) 446
7. Shalee Lehnning (2005-09) 440
8. Sue Leiding (1983-87) 437
9. Marsha Poppe (1973-77) 427
10. Brittany Chambers (2009-13) 406

FREE THROW PCT (MIN. 150 ATTEMPTS)

1. Laurie Koehn (2001-05)877 (193-220)
2. Kendra Wecker (2001-05)864 (310-359)
3. Kristin Rethman (1998-02)843 (167-198)
4. Kindred Wesemann (2013-17)819 (235-287)
5. Jennifer Jones (1982-85)814 (149-183)
6. Twigg McIntyre (2003-06)813 (130-160)
7. Missy Decker (1993-97)778 (123-158)
8. Gayla Williams (1977-81)773 (256-331)
9. Ashley Sweat (2006-2010)772 (421-545)
10. Kimberly Dietz (2004-08)768 (185-241)

TEAM GAME

MOST REBOUNDS

- 67 vs. Nebraska (1/17/75)
- 61 vs. Mississippi Valley State (12/1/06)
61 vs. Pacific Christian (11/23/81)
61 vs. Creighton (12/17/89)
- 60 vs. Iowa State (1/25/05)

TEAM SEASON

REBOUNDS

- 1,450 in 1980-81
- 1,443 in 1979-80
- 1,421 in 1976-77
- 1,368 in 1975-76
- 1,365 in 2002-03

REBOUND AVERAGE

- 42.7 in 1987-88
- 42.6 in 1980-81
- 42.3 in 1982-83
- 42.0 in 1989-90
- 40.1 in 2002-03

REBOUND DEFENSE

- 32.1 in 1976-77
- 32.3 in 2004-05
32.3 in 1996-97
- 32.4 in 2008-09
- 32.9 in 2002-03

REBOUNDING MARGIN

- 8.5 (1,421-1,121) in 1976-77
- 8.1 (1,354-1,093) in 1982-83
- 7.2 (1,365-1,120) in 2003-04
- 7.1 (1,262-1,035) in 2004-05
7.1 (1,368-1,124) in 1975-76

INDIVIDUAL GAME

REBOUNDS

- Carlisa Thomas, vs. Colorado (2/11/87) 20
- Kendra Wecker, vs. Harvard (12/1/01) 20
- Shalee Lehnig, vs. La. Tech (12/6/05) 20
- Nicole Ohlde, vs. Wyoming (11/24/00) 19
- Carlisa Thomas, vs. Wichita State (12/1/84) 19
- Tina Dixon, vs. Kansas (2/23/83) 19
- Tammie Romstad, vs. Central Missouri (2/19/80) 19
- Eileen Feeney, vs. NW Missouri State (2/8/78) 19
- Peyton Williams, vs. UC Davis (3/23/18) 18
- Andria Jones, vs. Oklahoma (2/8/97) 18
- Shanele Stires, vs. UNC-Wilmington (1/3/93) 18
- Shelly Hughes, vs. New Orleans (1/3/81) 18
- Beth Boggs, vs. Missouri (12/10/77) 18
- Marsha Poppe, vs. Missouri State (1/23/76) 18

REBOUNDS IN A 1ST QUARTER

- Peyton Williams vs. UC Davis (3/23/18) 7
- Breanna Lewis vs. Kansas (1/11/17) 7

REBOUNDS IN A 2ND QUARTER

- Breanna Lewis vs. Lamar (11/20/16) 7

REBOUNDS IN A 3RD QUARTER

- Peyton Williams vs. UC Davis (3/23/18) 7

REBOUNDS IN A 4TH QUARTER

- Shaelyn Martin vs. Florida A&M (11/17/17) 6
- Breanna Lewis vs. Southern (11/25/15) 6
- Kayla Goth vs. Florida Atlantic (12/13/15) 6
- Erica Young, twice 6

BY CLASS REBOUNDS IN A GAME

- Fr. 20, Kendra Wecker, vs. Harvard (12/1/01)
..... 20, Shalee Lehnig, vs. La Tech (12/6/05)
- Soph. 19, Eileen Feeney, vs. NW Mo. St. (2/8/78)
..... 19, Tammie Romstad, at Central Missouri (2/19/80)
..... 19, Carlisa Thomas, at Wichita State (12/1/84)
- Jr. 18, Beth Boggs, at Missouri (12/9/77)
..... 18, Shelley Hughes, vs. Nebraska-Omaha (1/3/81)
- Sr. 20, Carlisa Thomas, vs. Colorado (2/11/87)

REBOUNDS IN A CONFERENCE GAME

- Carlisa Thomas vs. Colorado (2/11/87) 20

INDIVIDUAL SEASON

REBOUNDS

- Tammie Romstad (1979-80) 337
- Carlisa Thomas (1986-87) 321
- Nicole Ohlde (2002-03) 306
- Kendra Wecker (2004-05) 292
- Marsha Poppe (1975-76) 287
- Laurie Miller (1976-77) 282
- Kendra Wecker (2002-03) 281
- Brittany Chambers (2012-13) 281
- Breanna Lewis (2016-17) 280
- Shelly Hughes (1980-81) 273

BY CLASS MOST REBOUNDS

- Fr. 264, Kendra Wecker (2001-02)
- Soph. 337, Tammie Romstad (1979-80)
- Jr. 306, Nicole Ohlde (2002-03)
- Sr. 292, Kendra Wecker (2004-05)

REBOUNDING AVERAGE

- Carlisa Thomas (1986-87) 10.4
- Kendra Wecker (2004-05) 10.1
- Tammie Romstad (1979-80) 9.6
- Nicole Ohlde (2002-03) 9.0
- Shanele Stires (1992-93) 9.0
- Shanele Stires (1993-94) 8.7
- Carlisa Thomas (1984-85) 8.6
- Marsha Poppe (1974-75) 8.4
- Kendra Wecker (2002-03) 8.3
- Laurie Miller (1976-77) 8.3
- Tammie Romstad (1980-81) 8.3
- Shelley Hughes (1981-82) 8.3

REBOUND AVERAGE

- Fr. 8.1, Nicole Ohlde (2000-01)
- Soph. 9.6, Tammie Romstad (1979-80)
- Jr. 9.0, Nicole Ohlde (2002-03)
- Sr. 10.4, Carlisa Thomas (1986-87)

CAREER

REBOUNDS (SINCE 1974-75)

- Kendra Wecker (2001-05) 1,087
- Nicole Ohlde (2000-04) 995
- Carlisa Thomas (1983-87) 923
- Shalee Lehnig (2005-09) 914
- Breanna Lewis (2013-17) 865
- Brittany Chambers (2009-13) 862
- Marlies Gipson (2005-09) 811
- Megan Mahoney (2001-05) 804
- Eileen Feeney (1976-80) 783
- Shaelyn Martin (2014-18) 782

REBOUNDING AVERAGE

- Shanele Stires (1992-95) 8.7
- Kendra Wecker (2001-05) 8.5
- Carlisa Thomas (1984-87) 8.1
- Marsha Poppe (1974-77) 8.0
- Nicole Ohlde (2000-04) 7.9
- Jan Laughlin (1972-75) 7.7
- Tammie Romstad (1979-82) 7.3
- Andria Jones (1994-97) 7.1
- Marlies Gipson (2005-09) 7.1
- Shalee Lehnig (2005-09) 7.0

MOST 20-REBOUND GAMES

- Kendra Wecker vs. Harvard (12/1/01) 1
- Carlisa Thomas vs. Colorado (2/11/87) 1
- Shalee Lehnig vs. La. Tech (12/6/05) 1

MOST 15-REBOUND GAMES

- Nicole Ohlde (2000-04) 5
- Kendra Wecker (2001-05) 4
- Tammie Romstad (1978-82) 3
- Shaelyn Martin (2014-18) 2
- Shalee Lehnig (2005-09) 2

TOP 30 CAREER REBOUNDERS LIST

- Kendra Wecker (2001-05) 1,087
- Nicole Ohlde (2000-04) 995
- Carlisa Thomas (1984-87) 923
- Shalee Lehnig (2005-09) 914
- Breanna Lewis (2013-17) 865
- Brittany Chambers (2009-13) 862
- Marlies Gipson (2005-09) 811
- Megan Mahoney (2001-05) 804
- Eileen Feeney (1976-80) 783
- Shaelyn Martin (2014-18) 782
- Tammie Romstad (1978-82) 779
- Diana Miller (1987-91) 747
- Laurie Miller (1975-79) 726
- Shanele Stires (1992-95) 701
- Kristie Bahner (1987-91) 698
- Angie Finkes (1997-00) 627
- Ashley Sweat (2006-10) 604
- Kim Price (1978-83) 585
- Leah Honeycutt (1989-93) 580
- Marsha Poppe (1973-77) 579
- Nicky Ramage (1997-00) 561
- Nadira Hazim (1988-91) 554
- Angie Bonner (1982-84) 540
- Brit Jacobson (1995-98) 539
- Branshea Brown (2008-12) 539
- Beth Boggs (1976-79) 530
- Andria Jones (1994-97) 515
- Margo Jones (1976-78) 513
- Mariah White (2009-13) 510
- Sue Leiding (1984-87) 509



Kendra Wecker graces the record book as Kansas State's all-time leading rebounder. Wecker grabbed 1,087 rebounds in 128 career games played, which ranks third all-time in the Big 12 Conference record books. She holds the distinction of being the only Wildcat and second Big 12 player ever to have recorded 2,000 points and 1,000 rebounds in a career.

TEAM GAME

ASSISTS

- 37 vs. Arkansas-Pine Bluff (12/2/02)
- 34 vs. Texas-Pan American (12/12/87)
- 32 vs. Oral Roberts (1/8/87)
- 31 at Loyola (Md.) (12/30/01)
- 30 vs. Grambling State (12/4/09)
- 30 vs. New Hampshire (12/3/04)
- 30 vs. Grambling State (11/23/84)

TEAM SEASON

ASSISTS

- 618 in 2002-03
- 605 in 2001-02
- 582 in 2003-04
- 553 in 2005-06
- 545 in 2004-05

ASSISTS PER GAME

- 18.8 in 2003-04
- 18.2 in 2002-03
- 17.8 in 2001-02
- 17.0 in 2004-05
- 16.3 in 2005-06

ASSIST TO

TURNOVER RATIO

- 1.33 in 2003-04
- 1.29 in 2002-03
- 1.21 in 2017-18
- 1.20 in 2004-05
- 1.18 in 2008-09

INDIVIDUAL GAME

ASSISTS

- Mary Jo Miller, vs. Oklahoma State (1/26/91)13
- Carlisa Thomas, vs. Oklahoma (2/4/87)13
- Carlisa Thomas, vs. UMKC (12/19/86)13
- Shalee Lehnig, vs. UTSA (11/23/08)13
- Shalee Lehnig, vs. Drexel (3/21/09)13
- Kayla Goth, vs. Kansas (2/24/18)12
- Shalee Lehnig, at Colorado (3/7/09)12
- Shalee Lehnig, vs. Central Arkansas (1/3/09)12
- Shalee Lehnig, at Arkansas State (11/25/08)12
- Shalee Lehnig, vs. Nebraska (2/27/08)12
- Shalee Lehnig, vs. Lipscomb (11/30/07)12
- Shalee Lehnig, vs. Texas-Pan Am (12/2/05)12
- Megan Mahoney, vs. Missouri (3/10/04)12
- Megan Mahoney, vs. Saint Louis (12/6/03)12
- Megan Mahoney, vs. Georgia Tech (11/17/02)12
- Sheronda Jenkins, vs. Oklahoma (1/21/84)12
- 14 times; last: Kayla Goth, vs. TCU (1/24/18)11

ASSISTS IN A 1ST QUARTER

- Kayla Goth, vs. Omaha (11/13/17) 6

ASSISTS IN A 2ND QUARTER

- Kaylee Page, at Iowa State (2/24/16) 6

ASSISTS IN A 3RD QUARTER

- Kayla Goth vs. Oklahoma State (1/13/18) 4
- Shaelyn Martin, twice 4

ASSISTS IN A 4TH QUARTER

- Shaelyn Martin vs. Texas (1/7/18) 5
- Kayla Goth vs. Chicago State (12/18/17) 5
- Karyla Middlebrook, vs. Drake (3/18/17) 5

ASSISTS IN A CONFERENCE GAME

- Mary Jo Miller vs. Oklahoma State (1/26/91)13

INDIVIDUAL SEASON

ASSISTS

- Shalee Lehnig (2008-09)229
- Kayla Goth (2017-18)226
- Shalee Lehnig (2007-08)203
- Shalee Lehnig (2005-06)189
- Shalee Lehnig (2006-07)179
- Mary Jo Miller (1990-91)175
- Carlisa Thomas (1986-87)167
- Megan Mahoney (2002-03)164
- Mariah White (2011-12)163
- Megan Mahoney (2003-04)162

CLASS RECORDS, ASSISTS

- Fr. 189, Shalee Lehnig (2005-06)
- Soph. 179, Shalee Lehnig (2006-07)
- Jr. 226, Kayla Goth (2017-18)
- Sr. 229, Shalee Lehnig (2008-09)

BEST ASSIST-TO-TURNOVER RATIO (MIN. 40 ASSISTS)

- Kjersten Larson (1996-97)2.20 (66-30)
- Missy Decker (1994-95)2.17 (63-29)
- Shalee Lehnig (2008-09)2.16 (229-106)
- Megan Mahoney (2003-04)2.03 (162-80)
- Chelsea Domenico (2004-05)2.00 (72-36)
- Kayla Goth (2017-18)1.97 (226-115)
- Chelsea Domenico (2002-03)1.92 (102-53)
- Mariah White (2011-12)1.92 (163-85)
- Shalee Lehnig (2005-06)1.83 (189-103)
- Chelsea Domenico (2003-04)1.82 (40-22)

CLASS RECORDS, ASSIST-TO-TURNOVER RATIO

- Fr. 1.83, Shalee Lehnig (2005-06)
- Soph. 1.92, Chelsea Domenico (2002-03)
- Jr. 2.03, Megan Mahoney (2003-04)
- Sr. 2.20, Kjersten Larson (1996-97)

CAREER

CAREER ASSIST LEADERS LIST

- Shalee Lehnig (2005-09)800
- Megan Mahoney (2001-05)589
- Mary Jo Miller (1988-92)562
- Mariah White (2009-13)455
- Shaelyn Martin (2014-18)423
- Kendra Wecker (2001-05)379
- Cassandra Jones (1982-86)379
- Nicole Ohlde (2000-04)367
- Brittany Chambers (2009-13)363
- Carlisa Thomas (1983-87)347
- Kindred Wesemann (2013-17)329
- Betsy Sloan (1979-83)322
- Kayla Goth (2015-present)314
- Kimberly Dietz (2004-08)306
- Shaelyn Martin (2014-present)304
- Kristin Rethman (1998-02)294
- Nadira Hazim (1987-91)278
- Jenny Coalson (1995-00)277
- Brit Jacobson (1994-98)276
- Susan Green (1983-87)275
- Gayla Williams (1979-81)249
- Chelsea Domenico (2001-05)240
- Diana Miller (1987-91)236
- Kim Woodlee (1997-01)233
- Laurie Koehn (2001-05)218
- Claire Coggins (2003-07)213
- Elyse Funk (1987-90)211
- Marlies Gipson (2005-09)207
- Missy Decker (1994-97)205
- Kjersten Larson (1994-97)198

CONSECUTIVE SEASONS WITH 200+ ASSISTS

- Shalee Lehnig (2005-09)2

CONSECUTIVE SEASONS WITH 100+ ASSISTS

- Megan Mahoney (2001-05)4
- Shalee Lehnig (2005-09)4
- Mariah White (2010-11, 2011-12, 2012-13)3
- Shaelyn Martin (2015-16, 2016-17, 2017-18)3



Shalee Lehnig held 13 school assist records at the conclusion of her career in 2008-09. She is first in K-State history and second in Big 12 history with 800 career assists.

BEST ASSIST-TO-TURNOVER RATIO (MIN. 100 ASSISTS)

- Shalee Lehnig (2005-09)1.83 (800-436)
- Kayla Goth (2015-present)1.77 (314-177)
- Chelsea Domenico (2001-05)1.76 (240-136)
- Mariah White (2009-13)1.64 (455-278)
- Megan Mahoney (2001-05)1.62 (589-363)
- Kjersten Larson (1994-97)1.43 (198-138)
- Shaelyn Martin (2014-18)1.40 (423-302)
- Kari Kincaid (2006-10)1.38 (189-137)
- Essence Perry (1998-99)1.38 (137-99)
- Betsy Sloan (1980-83)1.375 (322-234)

MOST 5+ ASSIST GAMES

- Shalee Lehnig (2005-09)85
- Megan Mahoney (2001-05)64
- Mary Jo Miller (1988-92)60

MOST 10+ ASSIST GAMES

- Shalee Lehnig (2005-09)19
- Mary Jo Miller (1988-92)8
- Kayla Goth (2015-present)6
- Megan Mahoney (2001-05)3

TEAM GAME

MOST STEALS

1. 29 vs. Texas-Pan American (12/12/87)
2. 24 vs. Abilene Christian (12/22/14)
- 24 vs. Iowa State (1/10/90)
4. 23 vs. Western Illinois (11/21/03)
- 23 vs. Wichita State (12/29/88)

TEAM SEASON

STEALS

1. 399 in 1983-84
2. 374 in 2014-15
3. 363 in 1985-86
4. 353 in 1986-87
5. 346 in 1988-89

STEALS PER GAME

1. 12.9 in 1983-84
2. 12.5 in 1985-86
3. 11.9 in 1988-89
4. 11.8 in 1984-85
5. 11.4 in 1986-87

INDIVIDUAL GAME

STEALS

1. Jenny Coalson, vs. Missouri (2/15/98) 10
- Cassandra Jones, vs. Kansas (1/29/85) 10
- Sue Green, at Texas (12/15/84) 10
4. Nadira Hazim, vs. Missouri State (12/4/90) 9
- Nadira Hazim, vs. Oklahoma (2/4/89) 9
- Carlisa Thomas, vs. Chapman (1/2/87) 9
7. Carlisa Thomas, vs. UC Santa Barbara (12/29/86) 8
- Andria Jones, vs. Nebraska (2/12/97) 8
9. 11 times - including 5 times by Mary Jo Miller 7

STEALS IN A CONFERENCE GAME

- Jenny Coalson vs. Missouri (2/15/98) 10

INDIVIDUAL SEASON

STEALS

1. Cassandra Jones (1984-85) 129
2. Carlisa Thomas (1986-87) 119
- Cassandra Jones (1983-84) 119
4. Mary Jo Miller (1991-92) 80
- Mariah White (2012-13) 80
6. Mary Jo Miller (1990-91) 79
- Carlisa Thomas (1985-86) 79
- Cassandra Jones (1982-83) 79
9. Nadira Hazim (1989-90) 76
10. Carlisa Thomas (1983-84) 75

CLASS RECORDS, MOST STEALS

- Fr. 79, Cassandra Jones (1982-83)
- Soph. 119, Cassandra Jones (1983-84)
- Jr. 129, Cassandra Jones (1984-85)
- Sr. 119, Carlisa Thomas (1986-87)

CAREER

STEALS

1. Cassandra Jones (1982-86) 382
2. Carlisa Thomas (1983-87) 289
3. Mary Jo Miller (1988-1992) 288
4. Nadira Hazim (1987-91) 260
5. Shalee Lehning (2005-09) 235
6. Kendra Wecker (2001-05) 227
7. Brit Jacobson (1994-98) 219
8. Shaelyn Martin (2014-18) 212
9. Mariah White (2009-13) 209
10. Ashia Woods (2011-15) 193
- Kindred Wesemann (2013-17) 193

STEALS PER GAME


1. Cassandra Jones (1982-86) 3.50
2. Carlisa Thomas (1983-87) 2.51
3. Mary Jo Miller (1988-1992) 2.55
4. Nadira Hazim (1987-91) 2.32
5. Brit Jacobson (1994-98) 1.96
6. Shalee Lehning (2005-09) 1.81
7. Kendra Wecker (2001-05) 1.77
- Ashia Woods (2011-15) 1.77
9. Mariah White (2009-13) 1.62
- Shaelyn Martin (2014-18) 1.62

MOST 5+ STEAL GAMES

1. Mary Jo Miller (1988-92) 16
2. Kendra Wecker (2001-05) 8
- Ashia Woods (2011-15) 8
4. Kindred Wesemann (2013-17) 6
5. Mariah White (2009-13) 5
- Shaelyn Martin (2014-18) 5

MOST 10+ STEAL GAMES

1. Jenny Coalson vs. Missouri (2/15/98) 1
- Cassandra Jones vs. Kansas (1/29/85) 1
- Sue Green vs. Texas (12/15/84) 1



Kansas State career steal leader Cassandra Jones (above) led the team in steals three out of her four seasons as a Wildcat. She shares the single game steal record and owns the sophomore and junior class records. In comparison, Jones led the Big Eight Conference in steals for two years, and ranks second all-time in career steals behind Olympian and All-American Lynette Woodard. On the national scene, Jones ranked sixth in the nation in steals in 1983-84. She was listed by Women's Basketball Yearbook in 1984-85 as No. 2 in steals and as the No. 1 returnee in the nation for 1985-86. Jones averaged more than 95 steals a season or 3.5 steals a game.

TEAM GAME**MOST BLOCKED SHOTS**

1. 14, at Tulsa (11/13/15)
2. 13, vs. Wyoming (11/17/06)
3. 12, vs. UALR (12/28/07)
- 12, vs. Santa Clara (12/15/06)
5. 10, 10 times: last - vs. Florida A&M (11/17/17)

TEAM SEASON**BLOCKS**

1. 164 in 2006-07
2. 163 in 2005-06
3. 160 in 2017-18
4. 159 in 2007-08
5. 157 in 2015-16

BLOCKS PER GAME

1. 5.0 in 2007-08
2. 4.9 in 2015-16
3. 4.8 in 2006-07
- 4.8 in 2005-06
5. 4.7 in 2017-18
- 4.7 in 2014-15

INDIVIDUAL GAME**BLOCKS**

1. Breanna Lewis, vs. Kansas (1/11/15) 8
2. Marlies Gipson, vs. Weber State (12/17/06) 7
- Olga Firsova, at Colorado (2/16/00) 7
- Shelley Hughes, vs. Illinois (1/8/81) 7
- Breanna Lewis, at Kansas (1/20/16) 7
4. 4 Players with 6 (13 times)
- Breanna Lewis (5 times)
- Marlies Gipson (4 times)
- Shana Wheeler (twice)
- Nicole Ohlde (twice)
- Most Recent -
- Breanna Lewis, vs. George Washington (3/18/16) 6

BLOCKS IN A CONFERENCE GAME

- Breanna Lewis, vs. Kansas (1/11/15) 8

INDIVIDUAL SEASON**MOST BLOCKS**

1. Breanna Lewis (2014-15) 97
2. Marlies Gipson (2008-09) 86
3. Breanna Lewis (2015-16) 82
4. Marlies Gipson (2007-08) 70
5. Nicole Ohlde (2001-02) 69
6. Nicole Ohlde (2002-03) 65
7. Shana Wheeler (2006-07) 63
8. Marlies Gipson (2005-06) 62
9. Breanna Lewis (2016-17) 59
10. Nicole Ohlde (2003-04) 53

CLASS RECORDS, MOST BLOCKS

- Fr. 62, Marlies Gipson (2005-06)
- Soph. 97, Breanna Lewis (2014-15)
- Jr. 82, Breanna Lewis (2015-16)
- Sr. 86, Marlies Gipson (2008-09)

INDIVIDUAL CAREER**MOST BLOCKS**

1. Breanna Lewis (2013-17) 282
2. Marlies Gipson (2005-09) 257
3. Nicole Ohlde (2000-04) 204
4. Shana Wheeler (2004-08) 146
5. Brie Madden (2001-05) 104
6. Olga Firsova (1998-00) 100
7. Jessica Sheble (2013-17) 77
8. Branshea Brown (2008-12) 76
9. Tina Dixon (1982-84) 74
10. Kendra Wecker (2001-05) 71

BLOCKS PER GAME

1. Marlies Gipson (2005-09) 2.23
2. Breanna Lewis (2013-17) 2.20
3. Nicole Ohlde (2000-04) 1.62
4. Olga Firsova (1998-00) 1.69
5. Shana Wheeler (2004-08) 1.38
6. Tina Dixon (1982-84) 1.25
7. Brie Madden (2001-05) 0.80
8. Peyton Williams (2016-present) 0.78
9. Jessica Sheble (2013-17) 0.62
10. Branshea Brown (2008-12) 0.59

MOST 5+ BLOCK GAMES

1. Marlies Gipson (2005-09) 14
- Breanna Lewis (2013-17) 14
3. Nicole Ohlde (2000-04) 6
4. Shana Wheeler (2004-08) 3
5. Olga Firsova (1998-00) 2
- Peyton Williams (2016-present) 2

MOST 7+ BLOCK GAMES

1. Breanna Lewis (2013-17) 2
2. Marlies Gipson vs. Weber State (12/17/06) 1
- Olga Firsova vs. Colorado (2/16/00) 1
- Shelley Hughes vs. Illinois (1/8/81) 1





Shalee Lehning set the school and Big 12 record for triple-doubles in a season with three during the 2008-09 season and ranks tied for ninth in NCAA history for triple-doubles in a season. She finished her career with a school and Big 12 record five triple-doubles for her career. She ranks tied for eighth in NCAA Division I history with five career triple-doubles. In the five games that Lehning registered a triple-double, she averaged 15.0 points, 11.4 rebounds and 11.0 assists.

POINTS

Shalee Lehning

Pts.	Opponent	Date
14	vs. Marquette	3/31/06*
15	at Wyoming	3/28/07**
11	at Arkansas State	11/25/08
19	at Washington	12/30/08
16	at Colorado	3/7/09

Carlisa Thomas

Pts.	Opponent	Date
10	vs. UMKC	12/19/86
12	vs. Oklahoma	2/4/87

Megan Mahoney

Pts.	Opponent	Date
12	vs. Saint Louis	12/6/03

REBOUNDS

Shalee Lehning

Rebs.	Opponent	Date
10	vs. Marquette	3/31/06*
12	at Wyoming	3/28/07**
14	at Arkansas State	11/25/08
10	at Washington	12/30/08
11	at Colorado	3/7/09

Carlisa Thomas

Rebs.	Opponent	Date
14	vs. UMKC	12/19/86
16	vs. Oklahoma	2/4/87

Megan Mahoney

Rebs.	Opponent	Date
10	vs. Saint Louis	12/6/03

ASSISTS

Shalee Lehning

Assts.	Opponent	Date
10	vs. Marquette	3/31/06*
11	at Wyoming	3/28/07**
12	at Arkansas State	11/25/08
10	at Washington	12/30/08
12	at Colorado	3/7/09

Carlisa Thomas

Assts.	Opponent	Date
13	vs. UMKC	12/19/86
13	vs. Oklahoma	2/4/87

Megan Mahoney

Assts.	Opponent	Date
12	vs. Saint Louis	12/6/03

* - 2006 WNIT Championship game

** - 2007 WNIT Semifinal game

TEAM

MOST GAMES PLAYED

Season: 37 in 2012-13
Home: 20 in 2002-03 & 2014-15
Road: 25 in 1976-77

GAMES PLAYED

- 37 in 2012-13 (Final Record: 19-18)
- 35 in 1976-77 (Final Record: 23-12)
35 in 1979-80 (Final Record: 26-9)
- 34 in 2017-18 (Final Record: 18-16)
34 in 2016-17 (Final Record: 23-11)
34 in 2011-12 (Final Record: 20-14)
34 in 2006-07 (Final Record: 19-15)
34 in 2005-06 (Final Record: 24-10)
34 in 2002-03 (Final Record: 29-5)
34 in 2001-02 (Final Record: 26-8)
34 in 1980-81 (Final Record: 23-11)
34 in 1977-78 (Final Record: 20-14)
34 in 1975-76 (Final Record: 28-6)

MOST WINS

Season: 29 in 2002-03
Home: 19 in 2002-03
Road: 10 in 2008-09

MOST OVERALL WINS

- 29 in 2002-03 (Big 12)
- 28 in 1975-76 (Big 8)
- 26 in 2001-02 (Big 12)
26 in 1979-80 (Big 8)
26 in 1981-82 (Big 8)

MOST CONSECUTIVE WINS

Overall: 17 from 1/14/82 to 3/18/82
Home: 31 from 12/12/81 to 12/30/83
Road: 7 (twice) 1/2-26/81 & 11/14/08 to 1/14/09

LONGEST WINNING STREAKS

- 17, 1981-82 (1/14/82 - 3/18/82)
- 14, 2001-02 (11/26/01 - 1/16/02)
14, 2008-09 (11/14/08 - 1/14/09)
- 13, 2002-03 (12/2/02 - 1/25/03)
- 11, 1968-69 (dates unknown)
11, 2003-04 (12/2/03 - 1/17/04)
- 10, 1975-76 (2/10/75 - 3/10/76)
10, 1983-84 (2/11/84 - 3/10/84)
10, 2007-08 (12/28/07 - 2/2/09)

LONGEST HOME COURT WINNING STREAKS

- 31, 12/12/81 - 12/30/83 (AFH)
- 21, 2/13/79 - 1/27/81 (AFH)
- 19, 2/18/86 - 1/13/88 (AFH)
- 18, 2/27/02 - 3/23/03
- 16, 11/21/03 - 12/4/04
- 15, 3/17/05 - 2/3/07
- 14, 1/2/84 - 1/22/85 (AFH)
14, 2/27/08 - 3/1/09
- 12, 1/23/76 - 1/11/77 (AFH)
12, 3/17/07 - 2/2/08

(AFH) - Ahearn Field House

MOST CONFERENCE WINS

- 14 in 2003-04 (Big 12)
- 14 in 2002-03 (Big 12)
- 13 in 2007-08 (Big 12)
- 12 in 2004-05 (Big 12)
12 in 1983-84 (Big 8)
- 11 in 2016-17 (Big 12)
- 11 in 2001-02 (Big 12)
- 10 in 2010-11 (Big 12)
- 10 in 2008-09 (Big 12)
10 in 1989-90 (Big 8)

WINNING PERCENTAGE

- .852 (29-5) in 2002-03
- .824 (28-6) in 1975-76
- .813 (26-6) in 1981-82
- .806 (25-6) in 2003-04
.806 (25-6) in 1983-84

BIGGEST RECORD IMPROVEMENT

14 victories, 12-16 in 2000-01 to 26-8 in 2001-02

BEST HOME RECORD

- 1.000 (13-0) in 2003-04
1.000 (13-0) in 1986-87
1.000 (14-0) in 1982-83
1.000 (11-0) in 1978-79
1.000 (6-0) in 1971-72
- .950 (19-1) in 2002-03

FEWEST OVERALL LOSSES

- 3 in 1968-69
- 5 in 2002-03
- 5 in 1971-72
- 6 (five times; last: 2003-04)

MOST LOSSES

Season: 23 in 1991-92
Home: 10 in 1992-93
Road: 14 in 1991-92

MOST OVERALL LOSSES

- 23 in 1991-92
- 20 in 1987-88
- 19 in 2013-14
- 18 in 2009-10
18 in 2012-13
- 17 in 1999-00
17 in 1997-98
17 in 1992-93

MOST CONSECUTIVE LOSSES

Overall: 11 from 1/29/92 to 3/7/92
Home: 5 (twice) 2/3-28/07 & 1/31-2/21/93
Road: 11 (twice)
1/12/88 to 12/10/88 & 1/29/92 to 2/12/93

BEST BIG 12 CONFERENCE RECORD

14-2 in 2002-03 & 2003-04
13-3 in 2007-08

MOST PERSONAL FOULS

Game: 35, at UTEP (11/16/13)

MOST DISQUALIFICATIONS

Game: 4 vs. Baylor (3/1/97) & at UTEP (11/16/13)

INDIVIDUAL

CONSECUTIVE GAMES WITH A DOUBLE-DOUBLE

- Kendra Wecker (2/16/05 to 3/2/05) 5
Nicole Ohlde (2/15/03 to 3/1/03) 5
- Shalee Lehnig (2/27/08 to 3/12/08) 4
Nicole Ohlde (12/29/01 to 1/5/02) 4
Shanele Stires (1/30/94 to 2/11/94) 4
Shanele Stires (12/10/94 to 12/20/94) 4
Shelly Hughes (12/20/80 to 1/5/81) 4
- Brittany Chambers (2/2/13 to 2/9/13) 3
Kendra Wecker (12/28/04 to 1/2/05) 3
Kendra Wecker (11/29/03 to 12/5/03) 3
Nicole Ohlde (11/20/02 to 11/29/02) 3
Nicole Ohlde (1/27/02 to 2/2/02) 3
Laurie Miller (12/3/76 to 12/10/76) 3
Margo Jones (11/30/77 to 12/6/77) 3
Tammie Romstad (12/14/79 to 1/3/80) 3
Eileen Feeney (1/17/80 to 1/19/80) 3
Carlisa Thomas (2/4/87 to 2/11/87) 3

TRIPLE-DOUBLES

- Carlisa Thomas, vs. UMKC (12/19/86)
..... 10 points, 14 rebounds, 13 assists
 - Carlisa Thomas vs. Oklahoma (2/4/87)
..... 12 points, 16 rebounds, 13 assists
 - Megan Mahoney vs. Saint Louis (12/6/03)
..... 12 points, 10 rebounds, 12 assists
 - Shalee Lehnig vs. Marquette (3/31/06)
..... 14 points, 10 rebounds, 10 assists
 - Shalee Lehnig at Wyoming (3/28/07)
..... 15 points, 12 rebounds, 11 assists
 - Shalee Lehnig at Arkansas St. (11/25/08)
..... 11 points, 14 rebounds, 12 assists ^
 - Shalee Lehnig at Washington (12/30/08) ..
..... 19 points, 10 rebounds, 10 assists ^
 - Shalee Lehnig at Colorado (3/7/09)
..... 16 points, 11 rebounds, 12 assists ^
- ^ - Big 12 and school record for triple-doubles in a season

INDIVIDUAL SEASON

DOUBLE-DOUBLES

- Kendra Wecker (2004-05) 17
- Nicole Ohlde (2002-03) 15
- Tammie Romstad (1979-80) 14
- Kendra Wecker (2003-04) 12
Nicole Ohlde (2001-02) 12
Kendra Wecker (2001-02) 12
Carlisa Thomas (1986-87) 12
- Kendra Wecker (2002-03) 11
- Marsha Poppe (1975-76) 10
- Shanele Stires (1993-94) 10
- Kathy O'Toole (1976-77) 9
- Shanele Stires (1992-93) 9
Breanna Lewis (2016-17) 9

TRIPLE-DOUBLES

- Shalee Lehnig (2008-09) 3*

* - Big 12 single-season record;
tied for 9th in NCAA history

MINUTES

- Brittany Chambers (2012-13) 1,379
- Brittany Chambers (2011-12) 1,247
- Kayla Goth (2017-18) 1,224
- Laurie Koehn (2001-02) 1,222
- Bri Craig (2012-13) 1,220

MINUTES PER GAME

- Missy Decker (1996-97) 38.0
- Mary Jo Miller (1990-91) 37.9
- Brittany Chambers (2012-13) 37.3
- Jenny Coalson (1997-98) 37.5
- Kari Kincaid (2009-10) 36.8

PERSONAL FOULS

- Tammie Romstad (1979-80) 119
- Kendra Wecker (2001-02) 114
- Angie Bonner (1982-83) 110
- Joann Hamlin (2005-06) 110
- Greta Siegel (1974-75) 109

DISQUALIFICATIONS

- Dee Weinreis (1980-81) 7
Barbara Gilmore (1981-82) 7
Carlisa Thomas (1985-86) 7
Leticia Romero (2013-14) 7
- Rita Matteucci (1988-89) 6
Brit Jacobson (1997-98) 6
Olga Firsova (1998-99) 6
Joann Hamlin (2005-06) 6
Shana Wheeler (2006-07) 6
Tasha Dickey (2011-12) 6

INDIVIDUAL CAREER

DOUBLE-DOUBLES

- Kendra Wecker (2001-05) 52
- Nicole Ohlde (2000-04) 39
- Shanele Stires (1992-95) 27
- Tammie Romstad (1978-82) 26
- Carlisa Thomas (1983-87) 25
- Shalee Lehnig (2005-09) 21
Breanna Lewis (2013-17) 21
- Marlies Gipson (2005-09) 18
- Laurie Miller (1975-79) 16
- Brittany Chambers (2009-13) 15

TRIPLE-DOUBLES

- Shalee Lehnig (2005-09) 5*
Carlisa Thomas (1983-87) 2
- Megan Mahoney (2001-2005) 1

* - Big 12 record;
tied for 8th in NCAA Division I history

GAMES PLAYED

- Brittany Chambers (2009-13) 135
- Eileen Feeney (1976-80) 134
- Gayla Williams (1977-81) 131
Ashley Sweat (2006-10) 131
Jalana Childs (2008-12) 131
Shaelyn Martin (2014-18) 131
- Brie Madden (2001-05) 130
Shalee Lehnig (2005-09) 130
Danielle Zanotti (2005-09) 130
Kristi Short (1975-78) 130
- Megan Mahoney (2001-05) 129
Mariah White (2009-13) 129

GAMES STARTED

- Brittany Chambers (2009-13) 130
- Megan Mahoney (2001-05) 129
- Kendra Wecker (2001-05) 128
- Nicole Ohlde (2000-04) 123
Shalee Lehnig (2005-09) 123
Breanna Lewis (2013-17) 123
Shaelyn Martin (2014-18) 123
- Eileen Feeney (1976-80) 117
Ashley Sweat (2006-10) 117
- Laurie Koehn (2001-05) 116

MINUTES

- Brittany Chambers (2009-13) 4,738
- Shalee Lehnig (2005-09) 4,271
- Kendra Wecker (2001-05) 4,141
- Nicole Ohlde (2000-04) 4,103
- Ashley Sweat (2006-10) 4,088
- Megan Mahoney (2001-05) 4,079
- Laurie Koehn (2001-05) 3,978
- Diana Miller (1988-91) 3,915
- Kindred Wesemann (2013-17) 3,865
- Kim Woodlee (1997-01) 3,747

MINUTES PER GAME

- Brittany Chambers (2009-13) 35.1
- Diana Miller (1988-91) 34.3
- Laurie Koehn (2001-05) 32.9
Shalee Lehnig (2005-09) 32.9
- Mary Jo Miller (1988-92) 32.8
- Kim Woodlee (1997-01) 32.6
Nicole Ohlde (2000-04) 32.6
- Kendra Wecker (2001-05) 32.4
- Megan Mahoney (2001-05) 31.6
Taelor Karr (2009-11) 31.6

PERSONAL FOULS

- Breanna Lewis (2013-17) 376
- Kendra Wecker (2001-05) 357
- Brit Jacobson (1995-98) 354
- Gayla Williams (1978-81) 344
- Branshea Brown (2008-12) 339

DISQUALIFICATIONS

- Carlisa Thomas (1984-87) 19
- Brit Jacobson (1995-98) 13
Angie Finkes (1997-00) 13
- Barbara Gilmore (1982-83) 12
Sue Leiding (1984-87) 12

Brittany Chambers (below) teamed up with Mariah White to score a school record 59 combined points at Iowa State on Feb. 9, 2013. Chambers (778) also paired with Haley Texada (423) to record the third-highest scoring output by two K-State teammates in a single-season with 1,201 points.



GAME

50+ COMBINED POINTS - TWO TEAMMATES, SAME GAME (SINCE 1986-87)

Pts.	Player (Points)	Opp.	Date
59	Brittany Chambers (34) and Mariah White (25)	at Iowa State	2/9/13
57	Diana Miller (35) and Nadira Hazim (22)	at Oklahoma	1/20/90
56	Nicole Ohlde (31) and Laurie Koehn (25)	Missouri	1/7/04
56	Laurie Koehn (31) and Nicole Ohlde (25)	vs. Georgia State ^	12/29/01
54	Brittany Chambers (42) and Haley Texada (12)	Texas Southern	3/21/13
54	Brittany Chambers (32) and Jalana Childs (22)	at Nebraska	2/19/11
54	Kendra Wecker (41) and Laurie Koehn (13)*	vs. Illinois State~	11/26/04
54	Nicky Ramage (27) and Angie Finkes (27)	vs. Baylor%	3/3/98
54	Mary Jo Miller (35) and Kelly Moylan (19)	at Oklahoma	1/18/92
54	Nadira Hazim (29) and Diana Miller (25)	Oklahoma State	1/26/91
53	Kendra Wecker (28) and Claire Coggins (25)	at Colorado	1/29/05
53	Laurie Koehn (33) and Kendra Wecker (20)	Iowa	1/5/03
53	Andria Jones (29) and Brit Jacobson (24)	Lamar	11/25/95
53	Diana Miller (28) and Mary Jo Miller (25)	Kansas	2/23/91
52	Susan Green (29) and Sue Leiding (24)	Missouri	2/25/87
51	Nicole Ohlde (27) and Laurie Koehn (24)	Oklahoma	1/31/04
51	Shawnda DeCamp (27) and Shanele Stires (24)	Oklahoma	1/23/94
51	Diana Miller (28) and Nadira Hazim (23)	Oklahoma	1/23/91
50	Kindred Wesemann (28) and Breanna Lewis (22)	South Dakota	11/19/15
50	Leticia Romero (27) and Katya Leick (23)	Iowa State	1/18/14
50	Laurie Koehn (31) and Kendra Wecker (19)	Oregon State	12/9/01
50	Shawnda DeCamp (28) and Shanele Stires (22)	St. Bonaventure#	12/11/93

Kansas State is 21-1 when two players combine for 50+ points in a game.

^ - at Baltimore, Md. | * - Megan Mahoney also scored 13 points in this contest | ~ - at Freeport, Bahamas
% - at Kansas City, Mo. | # - at Fairfield, Conn.

SEASON

TOP SCORING TANDEM

Minimum 1,000 total points, 400+ by each player

Rk.	Player (Points)	Total	Year
1.	Kendra Wecker (646) and Nicole Ohlde (625)	1,271	2002-03
2.	Nicole Ohlde (610) and Laurie Koehn (600)	1,210	2001-02
3.	Brittany Chambers (778) and Haley Texada (423)	1,201	2012-13
3.	Tammie Romstad (686) and Eileen Feeney (459)	1,145	1979-80
4.	Priscilla Gary (586) and Angie Bonner (521)	1,107	1982-83
4.	Priscilla Gary (583) and Tammie Romstad (516)	1,099	1981-82
6.	Kayla Goth (596) and Peyton Williams (501)	1,097	2017-18
7.	Nicole Ohlde (542) and Kendra Wecker (521)	1,063	2003-04
8.	Diana Miller (519) and Nadira Hazim (504)	1,023	1990-91

TOP SCORING IMPROVEMENTS - ONE SEASON TO THE NEXT

Minimum 10.0 ppg increase

Rk.	Player	PPG	Improvement
1.	Tammie Romstad (1978-79 to 1979-80)	5.4	+14.2
2.	Kayla Goth (2016-17 to 2017-18)	5.8	+11.7
3.	Peyton Williams (2016-17 to 2017-18)	3.7	+11.0
4.	Haley Texada (2011-12 to 2012-13)	1.0	+10.8

TOP REBOUNDING TANDEM

Minimum 500 total rebounds, 200+ by each player

Rk.	Player (Rebounds)	Total	Year
1.	Nicole Ohlde (306) and Kendra Wecker (281)	587	2002-03
2.	Tammie Romstad (337) and Eileen Feeney (219)	556	1979-80
3.	Kendra Wecker (264) and Nicole Ohlde (262)	526	2001-02

TOP ASSIST TANDEM

Minimum 250 total assists, 100+ by each player

Rk.	Player (Assists)	Total	Year
1.	Kayla Goth (226) and Shaelyn Martin (119)	345	2017-18
2.	Megan Mahoney (164) and Kendra Wecker (125)	289	2002-03
3.	Megan Mahoney (162) and Nicole Ohlde (119)	281	2003-04
4.	Jenny Coalson (140) and Brit Jacobson (118)	258	1997-98
5.	Cassandra Jones (131) and Sheronda Jenkins (119)	250	1983-84

SEASONS WITH 4 OR MORE PLAYERS AVG. DOUBLE FIGURES IN POINTS

2007-08

Kimberly Dietz, 14.9 ppg; Marlies Gipson, 11.7 ppg; Shalee Lehnning, 11.3 ppg; Ashley Sweat, 11.2 ppg

2006-07

Kimberly Dietz, 13.3 ppg; Marlies Gipson, 12.8 ppg; Claire Coggins, 11.9 ppg; Ashley Sweat, 11.4 ppg

2002-03

Kendra Wecker, 19.0 ppg; Nicole Ohlde, 18.4 ppg; Megan Mahoney, 13.9 ppg; Laurie Koehn, 13.2 ppg

1986-87

Sue Leiding, 15.5 ppg; Susan Green, 13.3 ppg; Carlisa Thomas, 11.6 ppg; Tracy Blecinski, 10.0 ppg

1983-84

Angie Bonner, 15.1 ppg; Jennifer Jones, 13.3 ppg; Tina Dixon, 12.3 ppg; Cassandra Jones, 11.4 ppg

1980-81

Tammie Romstad, 16.7 ppg; Kim Price, 12.0 ppg; Shelly Hughes, 11.5 ppg; Gayla Williams, 11.2 ppg; Taryn Bachis, 10.2 ppg

CAREER

1,000 POINTS/500 REBOUNDS

Rk.	Player (Pos., Years)	Games	Points	Rebounds
1.	Kendra Wecker (F, 2001-05)*	128	2,333	1,087
2.	Nicole Ohlde (C, 2000-04)	126	2,241	995
3.	Brittany Chambers (G, 2009-13)	135	2,156	862
4.	Ashley Sweat (F, 2006-10)	131	1,805	604
5.	Diana Miller (F, 1987-91)	114	1,705	747
6.	Nadira Hazim (G, 1987-91)	112	1,670	554
7.	Eileen Feeney (F, 1976-80)	134	1,670	783
8.	Breanna Lewis (C, 2013-17)	128	1,552	865
8.	Tammie Romstad (C, 1978-82)	102	1,548	779
9.	Brit Jacobson (G, 1994-98)	112	1,519	539
10.	Shanele Stires (G, 1992-95)	81	1,344	701
11.	Angie Finkes (F, 1996-2000)	115	1,314	627
12.	Marlies Gipson (F, 2005-09)	115	1,313	811
13.	Megan Mahoney (G, 2001-05)	129	1,307	804
14.	Jalana Childs (F, 2008-12)	131	1,237	503
15.	Shalee Lehnning (G, 2005-09)	130	1,189	914
16.	Angie Bonner (C, 1981-84)	92	1,170	540
17.	Andria Jones (F, 1993-97)	104	1,126	532
18.	Kim Price (F, 1978-83)	126	1,120	585
19.	Carlisa Thomas (F/C, 1983-87)	115	1,116	923
20.	Nicky Ramage (F, 1996-2000)	119	1,096	561
21.	Breanna Lewis (C, 2013-present)	94	1,081	585
21.	Sue Leiding (C, 1983-87)	115	1,071	509
22.	Laurie Miller (F, 1975-79)	121	1,053	726
23.	Kristie Bahner (F, 1987-91)	110	1,017	695

* - only player to record 2,000 points and 1,000 rebounds for a career

1,000 POINTS/350 ASSISTS

Rk.	Player (Pos., Years)	Games	Points	Assists
1.	Shalee Lehnning (G, 2005-09)*	130	1,189	800
2.	Megan Mahoney (G, 2001-05)	129	1,307	589
3.	Mary Jo Miller (G, 1988-92)	113	1,091	562
4.	Kendra Wecker (F, 2001-05)	128	2,333	379
5.	Cassandra Jones (G, 1982-86)	109	1,271	379
6.	Nicole Ohlde (C, 2000-04)	126	2,241	367
7.	Brittany Chambers (G, 2009-13)	135	2,156	363

* - only player in school and Big 12 history to record 1,000 points, 900 rebounds and 800 assists for her career

2,000 POINTS/850 REBOUNDS/350 ASSISTS

Rk.	Player (Pos., Years)	Points	Rebounds	Assists
1.	Kendra Wecker (F, 2001-05)	2,333	1,087	379
2.	Nicole Ohlde (C, 2000-04)	2,241	995	367
3.	Brittany Chambers (G, 2009-13)	2,156	862	363

Three of just four players at Big 12 schools to record 2,000 points, 850 rebounds and 350 assists.



Bramlage Coliseum has played host to the NCAA Women's Basketball Championship First and Second Rounds in 2002, 2003 and 2017 and the Postseason WNIT in 1999, 2006, 2007, 2013 and 2015. Kansas State has been ranked nationally among the top-35 in the NCAA Division I women's basketball attendance leaders for 16 straight seasons. In 2011 and 2012, Kansas State was named the Big 12 champion of the NCAA "Pack the House" initiative.

BRAMLAGE COLISEUM ALL-TIME RECORDS vs. OPPONENTS

NON-CONFERENCE

Abilene Christian	2-0
Akron	1-0
Alabama State	2-0
Alcorn State	2-0
Arkansas	1-0
Arkansas-Pine Bluff	2-0
Arkansas State	1-1
Army	1-0
Auburn	2-0
Ball State	2-0
Bradley	1-0
BYU	1-0
Central Arkansas	1-0
Central Connecticut State	1-0
Central Missouri State	1-0
Charlotte	1-0
Chicago State	2-0
Clemson	0-1
Colorado State	1-0
Connecticut	0-1
Creighton	4-1
Dartmouth	1-0
Delaware State	1-0
Detroit	2-0
Drake	3-0
Eastern Illinois	1-0
Eastern Kentucky	1-0
Eastern Michigan	1-0
Eastern Washington	1-0
Florida A&M	1-0
Florida Atlantic	1-0
Georgia State	1-0
Georgia Tech	1-0
Grambling State	7-0
Hampton	2-0
Harvard	1-0
Idaho	2-0
Idaho State	1-0
Illinois	2-0
Illinois-Chicago	0-1
Illinois State	2-0
Indiana State	1-1
Iowa	2-0

IUPUI	1-0
Kent State	1-0
Lafayette	1-0
Lamar	2-0
Liberty	0-1
Lipscomb	1-0
Little Rock	1-0
Louisiana Tech	1-0
Loyola-Chicago	1-0
Maryland	0-1
Memphis	1-0
Michigan	1-0
Middle Tennessee State	1-0
Minnesota	2-1
Mississippi Valley State	2-0
Missouri	0-1
Missouri-Rolla	4-0
Missouri-St. Louis	1-0
Missouri State	3-1
Missouri Western State	1-0
Montana	1-0
New Hampshire	1-0
Nicholls State	1-0
North Dakota	1-0
Northeastern Illinois	1-0
Northern Illinois	1-0
Northern Iowa	1-1
Northwestern	0-1
Ohio	0-1
Ohio State	0-2
Omaha	1-0
Oral Roberts	4-0
Oregon State	1-0
Penn State	1-0
Pepperdine	1-0
Princeton	1-0
Quincy	1-0
Sacramento State	1-0
Saint Joseph's	0-1
Saint Louis	2-0
Samford	1-0
Santa Clara	1-0
Sam Houston State	1-0
San Diego State	1-0

South Dakota	3-0
South Dakota State	1-0
Southern	2-0
Southern Illinois	1-0
SIUE	1-0
SMU	1-0
Southern Utah	1-0
St. John's	1-0
Stanford	0-1
Stephen F. Austin	1-0
TX A&M-Corpus Christi	1-0
UT-Arlington	5-0
UTEP	1-1
UTRGV	1-0
UTSA	1-0
Tennessee State	1-0
Texas-Pan Am	1-0
Texas Southern	2-0
Texas State	1-0
Tulsa	1-0
UC Davis	1-1
UMKC	5-0
USC	1-0
UC Santa Barbara	1-0
Utah	2-2
Vermont	1-0
Washington	1-0
Washington State	2-0
Weber State	2-0
Western Illinois	6-0
Western Michigan	1-0
Wichita State	4-3
William Jewell	1-0
Wisconsin-Green Bay	2-1
Wyoming	2-0
Yale	1-0
Record	177-31 (.851)

BIG 12 CONFERENCE*

Baylor	2-10
Colorado	13-10
Iowa State	17-14
Kansas	21-9
Missouri	19-5
Nebraska	14-9
Oklahoma	9-13
Oklahoma State	16-7
TCU	4-2
Texas	8-7
Texas A&M	7-2
Texas Tech	8-5
West Virginia	2-4
Record	141-97 (.592)

* Since the formation of the Big 12 Conference before the 1996-97 season



KANSAS STATE - INDIVIDUAL RECORDS

Points	42 by Brittany Chambers vs. Texas Southern (3/21/13)
Field Goals	15 by Brittany Chambers, vs. Texas Southern (3/21/13)
Field Goal Attempts	31 by Shawnda DeCamp (twice) vs. Detroit (11/27/93) & vs. Colorado (1/7/94)
Field Goal Pct.	.875 (14-16) by Nicole Ohlde vs. Missouri (1/7/04)
3-pt. Field Goals	10 by Laurie Koehn vs. Iowa (1/5/03)
3-pt. Attempts	22 by Shawnda DeCamp vs. Detroit (11/27/93)
3-pt. FG Pct.	1.000 (4-4) by Amy Dutmer vs. Western Michigan (12/20/02)
Free Throws	14 by Nicole Ohlde vs. Baylor (1/27/04)
Free Throw Attempts	17 by Nicole Ohlde vs. Baylor (1/27/04)
FT Percentage	1.000 (13-13) by Andria Jones vs. Lamar (11/25/09)
	1.000 (13-13) by Ashley Sweat vs. Oklahoma State (2/15/09)
	1.000 (12-12) by Kindred Wesemann vs. South Dakota (11/19/15)
	1.000 (10-10) by Kindred Wesemann vs. Oklahoma State (1/28/17)
Rebounds	20 by Kendra Wecker vs. Harvard (12/1/01)
	20 by Shalee Lehning vs. La. Tech (12/6/05)
Assists	13, Shalee Lehning vs. UTSA (11/23/08)
Steals	10 by Jenny Coalson vs. Missouri (2/15/98)
Blocked Shots	8 by Breanna Lewis vs. Kansas (1/11/15)

KANSAS STATE - TEAM RECORDS

Most Points	115 vs. Arkansas-Pine Bluff (12/2/02)
Fewest Points	34 vs. Texas (2/3/07)
Most Field Goals	43 vs. Arkansas-Pine Bluff (12/2/02)
Fewest Field Goals	13, vs. Missouri (2/10/10)
Most Field Goal Attempts	78 vs. Idaho State (3/17/06)
Fewest Field Goals Attempts	35 vs. Missouri State (12/11/91)
Highest Field Goal Percentage	.645 (40-62) vs. Iowa (1/5/03)
Lowest Field Goal Percentage	.186 (18-49) vs. Colorado (2/26/92)
Most 3-pt. Field Goals	16 vs. Oklahoma State (1/23/13)
Fewest 3-pt. Field Goals	0, multiple times, latest vs. Texas (2/3/07)
Most 3-pt. Field Goal Attempts	44 vs. Baylor (1/16/13)
Fewest 3-pt. FG Attempts	0, multiple times, latest vs. Iowa State (1/25/89)
Highest 3-pt. FG Percentage	.833 (5-6) vs. Colorado (1/6/01)
Lowest 3-pt. FG Percentage	.000, multiple times, latest vs. Texas (2/3/07)
Most Free Throws	31 vs. Colorado (1/13/90)
Fewest Free Throws	2 vs. Central Connecticut State (1/2/05)
Most Free Throw Attempts	48 vs. Iowa State (1/25/89)
Fewest Free Throw Attempts	2 vs. Central Connecticut State (1/2/05)
Highest FT Percentage	.933 (14-15) vs. Iowa State (2/2/02)
Lowest FT Percentage	.300 (3-10) vs. Liberty (12/4/04)
Most Rebounds	61 vs. Miss. Valley State (12/1/06)
Fewest Rebounds	20 vs. Missouri (2/15/92)
Assists	37 vs. Arkansas-Pine Bluff (12/2/02)
Turnovers	35 vs. Lafayette (12/5/92)
Steals	25 vs. Baylor (1/12/00)
Blocked Shots	13 vs. Wyoming (11/17/06)

OPPONENT - INDIVIDUAL RECORDS

Points	48 by Karen Jennings, Nebraska (1/21/92)
Field Goals	22 by Karen Jennings, Nebraska (1/21/92)
Field Goal Attempts	27 by Felicia Regland, Oregon State (12/9/01)
	27 by Morgan Bertsch, UC Davis (3/23/18)
FG Percentage	.950 (19-20), Sandie Primus, Missouri (2/4/89)
3-pt. Field Goals	9 by Morgan Eye, Missouri (3/22/15)
3-pt. Attempts	18, by Morgan Eye, Missouri (3/22/15)
3-pt. FG Percentage	1.000 (5-5) by Madison Wise, Iowa State (2/3/18)
	1.000 (4-4) by Barbara Garbova, Eastern Illinois (11/25/94)
	1.000 (4-4) by Jodi Bolerjack , Wyoming (11/17/06)
Free Throws	13 by Erika Martin, Missouri (1/5/96)
	13 by Sophia Young, Baylor (2/25/06)
Free Throw Attempts	18 by Angela Aycock, Kansas (2/12/95)
Free Throw Percentage	1.000 (8-8) by Teera Williams (3/21/13)
Rebounds	20 by Kristy Ryan, Sacramento State (3/3/94)
Assists	13 by Emily Durr, Iowa State (2/3/18)
Steals	9, by Aaryn Ellenberg, Oklahoma (1/17/12)
Blocked Shots	8, by Brittney Griner, Baylor (2/3/10)

OPPONENT - TEAM RECORDS

Most Points	92 by Baylor (1/2/14)
Fewest Points	18 by Miss. Valley State (12/1/06)
Most Field Goals	37 by Baylor (12/28/17)
Fewest Field Goals	5 by Miss. Valley State (12/1/06)
Most Field Goal Attempts	94 by Long Beach State (11/24/89)
Fewest Field Goals Attempts	37 by Sacramento State (1/12/95)
Highest Field Goal Percentage	.588 (30-51) by Nebraska (1/17/98)
Lowest Field Goal Percentage	.086 (5-58) by Miss. Valley State (12/1/06)
Most 3-pt. Field Goals	17 by South Dakota (11/19/15)
Fewest 3-pt. Field Goals	0, multiple times, latest Kansas (1/25/14)
Most 3-pt. Attempts	39 by Idaho State vs. Harvard (11/30/01)
Fewest 3-pt. Field Goal Attempts	1, multiple times, latest, UC Santa Barbara (12/15/13)
Highest 3-pt. FG Percentage	.667 (8-12) by Iowa State (2/18/98)
Lowest 3-pt. FG Percentage	.000, multiple times, latest, Kansas (1/25/14)
Most Free Throws	33 by Baylor (2/25/06)
Fewest Free Throws	0, five times, latest by UMKC (11/27/90)
Most Free Throw Attempts	41 by Baylor (2/25/06)
Fewest Free Throw Attempts	2 (twice) by Oklahoma (2/22/89) & by Texas A&M (3/1/09)
Highest FT Percentage	1.000 (10-10) by Utah (4/3/13)
Lowest FT Percentage	.000 by Oklahoma (2/22/89)
Most Rebounds	69 by Long Beach State (11/24/89)
Fewest Rebounds	18 (twice) by Western Illinois (1/3/03) & Kansas (2/27/99)
Assists	27 by Oklahoma (2/12/92)
Turnovers	36 by Grambling State (11/29/96)
Steals	20 by SW Missouri State (12/11/91)
Blocked Shots	9, by Baylor (2/3/10)

BRAMLAGE COLISEUM FACTS

Built: 1986
Capacity: 12,528
Seasons: Entering 31st
K-State's All-Time Record: 323-129 (.715)
First Game: vs. Colorado State (11/25/88)
First Win: 70-56 vs. Colorado State (11/25/88)
First Points: K-State's Mary Jo Miller hit two free throws with 19:10 left in the first half

YEAR-BY-YEAR RESULTS IN BRAMLAGE COLISEUM

YEAR	RECORD	YEAR	RECORD
1988-89	11-2	2003-04	13-0
1989-90	11-2	2004-05	11-2
1990-91	8-4	2005-06	14-5
1991-92	4-9	2006-07	13-5
1992-93	6-10	2007-08	12-2
1993-94	10-3	2008-09	13-1
1994-95	9-5	2009-10	7-8
1995-96	11-4	2010-11	13-2
1996-97	11-1	2011-12	10-4
1997-98	8-5	2012-13	12-7
1998-99	10-4	2013-14	7-7
1999-00	7-6	2014-15	15-5
2000-01	7-6	2015-16	13-4
2001-02	13-2	2016-17	14-4
2002-03	19-1	2017-18	11-8
		TOTALS	323-129 (.715)

BRAMLAGE COLISEUM FIRSTS

K-State opened Bramlage Coliseum on Nov. 25, 1988 with a 70-56 win over Colorado State. Here is a list of "firsts" that took place in that game.

POINTS

Mary Jo Miller, two free throws with 19:10 left in the first half

FIELD GOAL

Janet Madsen, layup with 18:21 left in the first half

FIELD GOAL ATTEMPT

Janet Madsen, layup with 18:21 left in the first half

FREE THROW MADE

Mary Jo Miller, two free throws with 19:10 left in the first half

FREE THROW ATTEMPTED

Mary Jo Miller, two free throws with 19:10 left in the first half

3-POINT FIELD GOAL

Diana Miller vs. Montana, 11-26-88 with 0:10 left in the first half

3-POINT FG ATTEMPT

Diana Miller vs. Montana, 11-26-88 with 0:10 left in the first half

REBOUND

Janet Madsen off a missed Nadira Hazim shot at the 17:44 mark of the first half

STEAL

Janet Madsen with 18:22 left in the first half

FOUL

Dametra Johnson of Colorado State :50 into the game

OVERTIME GAME

1-19-96, Oklahoma State, W 81-68*
* later forfeited

STARTING LINEUP

F	15	Janet Madsen (5-8, Jr.)
F	33	Diana Miller (5-10, Soph.)
C	42	Stacey Boyle (6-1, Sr.)
G	30	Nadira Hazim (5-7, Soph.)
G	21	Mary Jo Miller (5-5, Fr.)

SINGLE GAME

BRAMLAGE GAMES (1988-89 TO PRESENT)

	Opponent (Date)	Result	Attendance
1.	Nebraska (1/12/02)	W, 85-71	13,466
2.	Kansas (1/17/04)	W, 79-50	13,340
	Texas A&M (2/22/03)	W, 88-49	13,340
	Oklahoma State (2/15/03)	W, 64-46	13,340
	Texas (1/25/03)	W, 71-69	13,340
	Iowa State (2/2/02)	L, 86-72	13,340
	Texas Tech (1/27/02)	W, 76-63	13,340
	Marquette (3/31/06)	W, 77-65	13,340
9.	Baylor (2/4/12)	L, 70-41	12,528
	Connecticut (12/11/16)	L, 75-58	12,528
10.	Texas Tech (3/3/04)	W, 85-73	12,174
11.	Oklahoma (2/13/02)	L, 76-68	11,789
12.	Arkansas (3/17/02)	W, 82-68	11,786
13.	Colorado (1/11/03)	W, 61-36	11,753
14.	Notre Dame (3/25/03)	L, 59-53	11,534
15.	Kansas (2/26/05)	W, 73-46	11,254
16.	Iowa (1/5/03)	W, 103-60	10,913
17.	Oklahoma (1/31/04)	W, 74-65	10,866
18.	Harvard (3/23/03)	W, 69-59	10,732
19.	Kansas (2/26/03)	W, 80-57	10,702
20.	Kent State (3/15/02)	W, 93-65	10,573
21.	Kansas (2/22/97)	L, 46-62	9,736

ALL GAMES

	Opponent (Date)	Result	Attendance
1.	vs. Arizona State (11/25/01)	L, 76-58	14,057
2.	at Texas Tech (1/22/05)	W, 55-53	13,927
3.	Nebraska (1/12/02)	W, 85-71	13,466
4.	at Minnesota (3/23/04)	L, 80-61	13,425
5.	Kansas (1/17/04)	W, 79-50	13,340
	Texas A&M (2/22/03)	W, 88-49	13,340
	Oklahoma State (2/15/03)	W, 64-46	13,340
	Texas (1/25/03)	W, 71-69	13,340
	Iowa State (2/2/02)	L, 86-72	13,340
	Texas Tech (1/27/02)	W, 76-63	13,340
	Marquette (3/31/06)	W, 77-65	13,340
12.	at Nebraska (2/26/00)	L, 65-56	13,226
13.	at Nebraska (2/23/05)	W, 94-69	13,023
14.	at Iowa State (2/10/01)	L, 81-52	12,749
15.	Baylor (2/4/12)	L, 70-41	12,528
	Connecticut (12/11/16)	L, 75-58	12,528
16.	vs. Valparaiso (3/21/04)	W, 71-63	12,357
17.	at Wyoming (3/28/07)	L, 79-89 (30T)	12,225
18.	Texas Tech (3/3/04)	W, 85-73	12,174
19.	at Texas Tech (3/6/03)	L, 73-64	12,144
20.	at Texas Tech (1/31/01)	L, 72-41	12,022
21.	at Kansas (2/17/02)	W, 65-40	11,858

AHEARN FIELD HOUSE GAMES

	Opponent (Date)	Result	Attendance
1.	Missouri (3/3/84)	W, 100-84	4,250
2.	Texas (12/30/83)	L, 82-78	3,750
3.	Kansas (1/28/89)	W, 74-68	3,700
4.	Kansas (2/17/81)	L, 74-63	3,440
5.	Kansas (2/25/84)	W, 81-63	3,200
6.	Old Dominion (12/4/82)	W, 58-50	3,175
7.	Oklahoma (2/4/87)	W, 79-64	3,155
8.	Missouri (1/12/83)	W, 88-77	2,904
9.	Kansas (1/4/87)	W, 71-65	2,850
10.	Oklahoma (3/5/83)	W, 87-63	2,825
11.	Kansas (1/26/83)	W, 80-74	2,600
12.	Kansas (1/28/80)	W, 61-52	2,563
13.	Iowa State (1/17/87)	W, 63-56	2,524
14.	Colorado (1/16/82)	W, 76-71	2,450
	Kansas (2/23/82)	W, 80-69	2,450

LARGEST HOME BIG 12 CONFERENCE CROWD

13,466 vs. Nebraska (1/12/02)

LARGEST HOME BIG EIGHT CONFERENCE CROWD

4,250 vs. Missouri (3/3/84)

LARGEST HOME NON-CONFERENCE CROWD

13,340 vs. Marquette (3/31/06)

SINGLE SEASON

TOP 10 HOME ATTENDANCE AVERAGE

	Year	G	Totals	Avg.		Year	G	Totals	Avg.
1.	2003-04	13	121,739	9,365	6.	2016-17	18	92,454	5,136
2.	2002-03	20	175,053	8,753	7.	2008-09	14	64,743	4,624
3.	2001-02	15	122,376	8,158	8.	2015-16	17	76,634	4,508
4.	2004-05	13	98,874	7,606	9.	2013-14	14	62,775	4,484
5.	2005-06	19	119,333	6,281	10.	2007-08	14	60,265	4,304

TOP 10 TOTAL HOME ATTENDANCE

	Year	G.....	Totals		Year	G.....	Totals
1.	2002-03	20	175,053	6.	2016-17	18	92,454
2.	2001-02	15	122,376	7.	2014-15	20	80,783
3.	2003-04	13	121,739	8.	2015-16	17	76,634
4.	2005-06	19	119,333	9.	2006-07	18	73,142
5.	2004-05	13	98,874	10.	2017-18	19	64,804

YEARLY NCAA DIVISION I ATTENDANCE RANKINGS

Year	G	Rank	Avg.	Year	G	Rank	Avg.
2017-18	19	32nd	3,411	2008-09	14	20th	4,624
2016-17	18	15th	5,136	2007-08	14	26th	4,304
2015-16	17	21st	4,508	2006-07	18	29th	4,063
2014-15	20	24th	4,039	2005-06	19	19th	6,281
2013-14	14	23rd	4,484	2004-05	13	8th	7,606
2012-13	19	32nd	3,284	2003-04	13	8th	9,365
2011-12	14	24th	4,069	2002-03	20	6th	8,753
2010-11	15	24th	4,068	2001-02	15	7th	8,158
2009-10	15	25th	4,009				

YEARLY ATTENDANCE (SINCE 1982-83)

Year	All Games			Home Games		
	G	Totals	Avg.	G	Totals	Avg.
2017-18	34	117,397	3,453	19	64,804	3,411
2016-17	34	140,986	4,147	18	92,454	5,136
2015-16	32	148,637	4,645	17	76,634	4,508
2014-15	33	127,370	3,860	20	80,783	4,039
2013-14	30	109,791	3,660	14	62,775	4,484
2012-13	37	129,163	3,491	19	62,397	3,284
2011-12	32	136,985	4,029	14	56,970	4,069
2010-11	32	132,009	4,125	15	61,013	4,068
2009-10	32	124,850	3,902	15	60,137	4,009
2008-09	33	145,202	4,400	14	64,743	4,624
2007-08	32	108,226	3,382	14	60,265	4,305
2006-07	34	142,653	4,196	18	73,142	4,063
2005-06	34	160,510	4,721	19	119,333	6,281
2004-05	32	189,285	5,915	13	98,874	7,606
2003-04	31	214,548	6,921	13	121,739	9,365
2002-03	34	253,323	7,450	20	175,053	8,753
2001-02	34	211,738	6,228	15	122,376	8,158
2000-01	28	107,277	3,831	13	44,516	3,424
1999-00	30	113,608	3,787	13	49,068	3,816
1998-99	30	98,551	3,285	14	43,296	3,093
1997-98	28	70,632	2,523	13	30,578	2,352
1996-97	31	88,316	2,849	12	34,353	2,863
1995-96	30	37,591	1,253	15	10,901	726
1994-95	27	42,665	1,580	14	12,966	926
1993-94	27	33,256	1,231	13	7,225	555
1992-93	27	21,395	792	16	6,219	388
1991-92	28	21,862	780	13	7,143	549
1990-91	27	26,835	993	12	15,022	1,251
1989-90	30	44,373	1,109	13	18,265	1,405
1988-89*	29	31,287	1,079	13	13,298	1,023
1987-88	28	17,897	639	13	9,231	710
1986-87	31	45,290	1,461	13	19,604	1,508
1985-86	29	29,862	1,029	13	13,651	1,050
1984-85	29	28,164	971	12	11,925	993
1983-84	31	52,911	1,706	14	23,395	1,671
1982-83	32	36,152	1,129	14	20,828	1,487
Totals	1,070	3,270,574	3,057	512	1,771,834	3,461

* - Denotes 1st season in Bramlage Coliseum; prior to 1988-89, K-State played at Ahearn Field House.

OVERTIME GAMES

Overall Record: 26-27*

Home: 13-6* Road: 11-11 Neutral: 2-10

vs. Non-Conference Opponents: 8-14

vs. the Big 12: 10-12 vs. Oklahoma State: 3-0
vs. Baylor: 1-1 vs. Texas: 3-2
vs. Iowa State: 1-1 vs. TCU: 0-0
vs. Kansas: 5-3 vs. Texas Tech: 0-3
vs. Oklahoma: 0-1 vs. West Virginia: 0-0

Big 12 Tournament: 1-3

NCAA Tournament: 0-0

WNIT: 1-2

SINGLE OVERTIME GAMES

Record: 22-23*

Home: 13-6* Road: 8-7 Neutral: 2-10

Date	Site	Opponent	W/L	Result
1/28/18	A	Kansas	W	63-59
1/4/17	A	Oklahoma	L	80-85
11/19/15	H	South Dakota	W	84-81
2/25/15	H	Texas Tech	L	68-74
1/28/15	H	Oklahoma State	W	52-51
3/7/14	N	Kansas	L	84-87
4/3/13	H	Utah (WNIT)	L	46-54
1/23/13	H	Oklahoma State	W	76-70
2/25/12	A	Missouri	L	56-61
1/4/12	H	Texas A&M	W	71-69
12/3/11	H	Iowa	W	81-78
11/25/11	N	Purdue	L	42-46
2/5/11	A	Missouri	W	60-55
2/24/10	H	Texas Tech	L	67-75
11/16/09	H	Arkansas State	L	79-80
3/12/08	N	Iowa State	L	65-66
1/13/08	A	Texas	W	77-74
11/17/06	H	Wyoming	W	68-62
3/28/06	H	Western Kentucky	W	57-56
3/8/06	N	Baylor	L	74-79
2/18/06	A	Nebraska	L	62-64
2/1/06	H	Missouri	L	65-66
1/22/06	A	Texas	L	70-71
1/30/02	A	Texas	W	80-76
12/17/00	H	Vermont	W	64-60
11/24/00	N	Wyoming	L	73-70
3/3/98	N	Baylor	W	75-66
1/23/96	A	Arkansas State	L	73-64
1/19/96	H	Oklahoma State	W	81-68*
12/18/95	N	Northwestern	L	77-86
11/25/91	A	Illinois-Chicago	L	64-68
1/30/91	A	Kansas	W	74-73
1/5/88	A	Northern Arizona	W	74-65
12/2/87	H	Creighton	W	67-60
3/11/87	N	Northwestern	L	61-62
2/11/87	H	Colorado	W	85-78
1/24/87	H	Kansas	W	71-65
12/18/83	N	Montana	W	64-62
3/25/83	N	Texas	L	70-73
1/18/83	A	Nebraska	W	-104-103
12/22/82	A	Drake	L	79-82
2/10/78	H	Iowa State	W	66-64
11/25/77	N	Louisiana Tech	L	82-90
2/26/72	N	Stephen F. Austin	L	65-67
3/7/70	A	Kansas	W	50-45

*one win later forfeited

DOUBLE OVERTIME GAMES

Overall Record: 3-4

Home: 0-1 Road: 3-3

Date	Site	Opponent	W/L	Result
12/21/13	A	Hampton	L	75-86
2/2/13	H	Kansas	L	80-89
1/15/11	A	Texas Tech	L	66-68
2/18/07	A	Kansas	L	74-82
2/22/04	A	Missouri	W	93-90
1/30/02	A	Texas	W	80-76
2/6/79	A	Kansas	W	92-91

TRIPLE OVERTIME GAMES

Overall Record: 0-1

Home: 0-0 Road: 0-1

Date	Site	Opponent	W/L	Result
3/28/07	A	Wyoming	L	79-89

100-POINT GAMES

Date	Site	Opponent	W/L	Result
12/13/15	H	Florida Atlantic	W	102-53
11/26/06	A	Santa Clara	W	100-71
11/26/04	N	Illinois State	W	105-61
1/5/03	H	Iowa	W	103-60
12/2/02	H	Arkansas-Pine Bluff	W	115-37
11/30/01	H	Grambling State	W	105-64
11/18/99	H	Eastern Kentucky	W	102-68
11/24/90	H	Alabama State	W	103-57
12/30/89	H	Minnesota	W	100-80
12/12/87	N	Texas-Pan American	W	110-46
3/1/86	H	Nebraska	W	101-63
3/3/84	H	Missouri	W	100-84
3/10/83	N	Oklahoma State	W	102-64
2/3/83	H	Nebraska	W	100-73
1/18/83	A	Nebraska (OT)	W	104-103
3/6/81	H	South Dakota	W	104-52
11/23/81	H	Pacific Christian	W	103-36
11/22/80	H	Tulsa	W	109-78
12/6/79	H	Colorado	W	106-75
2/15/79	H	Minnesota	W	103-68
1/6/79	A	Minnesota	W	100-62
11/24/78	N	Brigham Young	W	101-96
1/31/76	H	Iowa State	W	105-80
12/12/75	H	Fort Hays State	W	105-28

MARGIN OF VICTORY

Biggest Wins*

1. 78 pts. vs. Arkansas-Pine Bluff (115-37), 12/2/02
2. 77 pts. vs. Fort Hays State (105-28), 12/12/75
3. 74 pts. vs. Haskell (94-20), 2/12/74
4. 67 pts. vs. Pacific Christian (103-36), 11/23/81
5. 66 pts. vs. Wichita State (87-21), 2/10/73

*also biggest home wins

Biggest Road Wins

1. 50 pts. vs. Haskell (67-17), 12/14/73
2. 41 pts. vs. Wichita State (66-25), 2/8/74
3. 40 pts. vs. Tulsa (94-54), 1/22/82
4. 39 pts. vs. Benedictine (65-26), 2/11/72
- 39 pts. vs. Benedictine (63-24), 1/15/74

Biggest Losses

1. 61 pts. vs. UCLA (123-62), 1/20/78
2. 55 pts. vs. Wayland Baptist (76-21), 3/20/69
3. 49 pts. vs. Ranger J.C. (84-35), 3/21/69
4. 47 pts. vs. Wayland Baptist (91-44), 1/11/75
5. 46 pts. vs. Louisiana Tech (100-54), 1/6/90
- 46 pts. vs. Connecticut (72-26), 3/19/12 \$

\$ - NCAA Tournament

Biggest Home Losses

1. 42 pts. vs. Baylor (91-49), 1/25/17
2. 33 pts. vs. Missouri (89-56), 1/15/92
3. 32 pts. vs. Louisiana Tech (77-45), 1/28/88
4. 31 pts. vs. Oklahoma (96-65), 1/13/88
- 31 pts. vs. Nebraska (78-47), 1/17/98

Biggest Road Losses

1. 61 pts. vs. UCLA (123-62), 1/20/78
2. 47 pts. vs. Wayland Baptist (91-44), 1/11/75
3. 46 pts. vs. Louisiana Tech (100-54), 1/6/90
4. 45 pts. vs. UTEP (84-39), 11/16/13
5. 42 pts. vs. Seminole (85-43), 12/12/70

MOST WINS OVER A 4-YEAR SPAN

1. 104, 2001-05
2. 102, 2002-06
3. 100, 1979-83
4. 99, 1980-84
5. 96, 1973-77

HIGHEST WINNING PCT. OVER A 4-YR SPAN

1. .794, 2001-05
2. .779, 2002-06
3. .768, 1980-84
4. .756, 1972-76
5. .752, 1979-83



KANSAS STATE ALL-TIME ON TELEVISION (199-134, .598)

157

Fox Sports Networks(105-76)	CBS College Sports(2-0)	Longhorn Network(1-6)	Texas Tech TV(1-0)
ESPN/ESPN2/ESPNU/ESPN3(25-22)	Oxygen(1-0)	Mediacom(0-2)	FloHoops.com(3-0)
Metro (TWC)/Kansas 22/COX.....(32-18)	The Mtn(0-1)	SoonerSports.....(0-3)	ROOT Sports Pittsburgh.....(0-1)
K-StateHD.TV(26-4)	The Big 10 Network(1-0)	SNY(0-1)	SEC Network(0-1)

Most TV appearances in one season: 32 (2016-17 & 2017-18)

DATE	(AP) OPPONENT	TV	W-L	SCORE	DATE	(AP) OPPONENT	TV	W-L	SCORE
3/23/18	UC Davis ^	K-StateHD.TV	L	69-71	1/1/17	(12) West Virginia	COX/TWC	W	86-71
3/18/18	Utah ^	K-StateHD.TV	W	74-57	12/29/16	at (3) Baylor	FS Plus	L	57-87
3/15/18	Saint Louis ^	K-StateHD.TV	W	75-61	12/22/16	at Northern Iowa	ESPN3	L	59-67
3/3/18	vs. (3) Baylor*	FSN	L	54-83	12/18/16	Princeton	ESPN3	W	60-42
3/2/18	vs. Kansas*	FCS Central	W	72-63	12/11/16	(1) Connecticut	FS1	L	58-75
2/26/18	at Texas Tech	FSSW+	W	86-63	12/7/16	UT-Arlington	FCS Pacific	W	62-49
2/24/18	Kansas	FSN	W	91-67	12/1/16	(23) Auburn	COX/TWC	W	71-66
2/20/18	West Virginia	ESPN3	L	66-75	11/26/16	vs. UTEP	FloHoops	W	61-40
2/17/18	at TCU	FSSW	L	70-87	11/25/16	vs. LSU	FloHoops	W	69-54
2/10/18	at (6) Texas	LHN	L	54-76	11/24/16	vs. NC State	FloHoops	W	67-50
2/7/18	Texas Tech	COX/K-StateHD.TV	W	83-69	11/20/16	Lamar	ESPN3	W	68-43
2/3/18	Iowa State	ESPN3	L	45-80	11/14/16	Tulsa	ESPN3	W	82-62
1/31/18	at Oklahoma	FSSW	L	49-68	11/11/16	Chicago State	K-StateHD.TV	W	83-33
1/28/18	at Kansas	FS1	W	63-59 (ot)	3/20/16	at (2) South Carolina#	ESPN	L	47-73
1/24/18	(24) TCU	COX/K-StateHD.TV	L	63-68	3/18/16	vs. George Washington#	ESPN2	W	56-51
1/20/18	at (4) Baylor	FSSW	L	50-75	3/5/16	vs. West Virginia*	FSN	L	65-74
1/17/18	Oklahoma	ESPN3	L	71-76	2/29/16	at Oklahoma State	FOX+	L	51-59
1/13/18	(20) Oklahoma State	FSN	W	80-64	2/27/16	(4) Baylor	FS2	L	52-63
1/7/18	(8) Texas	ESPNU	L	64-75	2/21/16	Texas Tech	FCS Central	W	65-53
12/28/17	(6) Baylor	COX/K-StateHD.TV	L	58-88	2/17/16	at (8) Texas	Longhorn	L	51-58
12/21/17	Northern Iowa	ESPN3	L	71-72	2/13/16	Kansas	COX/TWC	W	81-67
12/18/17	Chicago State	ESPN3	W	99-51	2/9/16	(21) Oklahoma	FCS Central	W	87-71
12/16/17	Little Rock	ESPN3	W	66-51	2/3/16	at (4) Baylor	FSSW+	L	52-87
12/6/17	UT-Arlington	ESPN3	W	70-56	1/30/16	(6) Texas	ESPN3	L	51-66
11/30/17	at (19) Missouri	SEC	L	59-73	1/24/16	at Texas Tech	FSSW+	W	65-53
11/25/17	vs. Penn State	livestream	W	70-65	1/20/16	at Kansas	FSN	W	59-46
11/24/17	vs. (5) UCLA	livestream	L	55-64	1/16/16	TCU	COX/TWC	W	58-49
11/19/17	at North Texas	C-USA.tv	W	55-54	1/13/16	Oklahoma State	ESPN3	W	47-44
11/17/17	Florida A&M	K-StateHD.TV	W	81-57	1/10/16	at (17) Oklahoma	Sooner	L	58-68
11/13/17	Omaha	COX/K-StateHD.TV	W	81-60	1/6/16	West Virginia	FCS Central	L	53-72
11/10/17	Stephen F. Austin	K-StateHD.TV	W	74-49	1/2/16	at TCU	FSSW	L	73-87
3/20/17	(6) Stanford#	ESPN2	L	48-69	12/30/15	Iowa State	ESPN3	L	79-84
3/18/17	(20) Drake#	ESPN2	W	67-54	12/21/15	Western Illinois	ESPN3	W	84-45
3/5/17	vs. (2) Baylor*	FS1	L	71-88	12/19/15	Sam Houston State	ESPN3	W	78-50
3/4/17	vs. Iowa State*	FSN	W	74-67	12/13/15	Florida Atlantic	ESPN3	W	102-53
2/27/17	(12) Texas	ESPN3	L	61-69	12/7/15	UTRGV	COX	W	61-43
2/25/17	at Kansas	ESPN3	W	61-54	12/3/15	UT-Arlington	FCS Central	W	61-41
2/21/17	(16) Oklahoma	FCS Central	W	79-71	11/25/15	Southern	K-StateHD.TV	W	59-47
2/18/17	at TCU	FSN	W	68-65	11/23/15	at (1) Connecticut	SNY	L	57-97
2/15/17	at West Virginia	ROOT Pitt	L	59-66	11/19/15	South Dakota	FCS Central	W	84-81 (OT)
2/11/17	Iowa State	FSN	W	80-68	11/16/15	Abilene Christian	FCS Atlantic	W	76-45
2/4/17	at (12) Texas	LHN	L	58-63	3/22/15	Missouri ^	K-StateHD.TV	L	48-67
2/1/17	at Texas Tech	FS Plus	W	65-53	3/19/15	Akron ^	K-StateHD.TV	W	86-68
1/28/17	Oklahoma State	FSN	W	74-69	3/7/15	vs. (6) Baylor*	FCS	L	70-82
1/25/17	(2) Baylor	COX/TWC	L	49-91	3/6/15	vs. Kansas*	FCS	W	57-49
1/18/17	TCU	FCS Pacific	W	74-63	3/3/15	West Virginia	FSKC	W	59-55
1/14/17	at Oklahoma State	FS Oklahoma	W	63-43	2/25/15	at Kansas	ESPN3/TWC	W	55-48
1/11/17	Kansas	COX/TWC	W	73-60	2/21/15	Oklahoma	TWC/COX	L	64-73
1/7/17	Texas Tech	ESPN3	W	68-54	2/18/15	at Texas	Longhorn	L	58-76
1/4/17	at (20) Oklahoma	FCS Central	L	80-85 (OT)	2/15/15	Texas Tech	FSN	L	68-74 (OT)
					2/11/15	TCU	FCS Central	W	93-79
					2/7/15	at Oklahoma	Sooner	L	58-66
					2/4/15	(20) Texas	FSMW	W	66-57
					1/31/15	at Texas Tech	TTTV	W	41-38
					1/28/15	Oklahoma State	COX 22	W	52-51 (OT)
					1/24/15	at (3) Baylor	FSSW	L	46-68
					1/17/15	Iowa State	FCS Central	L	59-79
					1/11/15	Kansas	FSN	W	58-52
					1/6/15	(5) Baylor	FSKC	L	74-44
					12/30/14	Samford	K-StateHD.TV	W	60-41
					12/22/14	Abilene Christian	FSKC	W	68-53
					12/20/14	Grambling State	FCS Central	W	61-38
					12/14/14	Oral Roberts	K-StateHD.TV	W	53-47
					12/12/14	at Wichita State	COX 22	L	48-51
					12/8/14	William Jewell	K-StateHD.TV	W	66-53
					12/4/14	UT-Arlington	FCS Central	W	45-41
					11/21/14	Hampton	COX 22	W	66-46
					11/18/14	UMKC	FCS Atlantic	W	65-36
					11/14/14	SIUE	K-StateHD.TV	W	81-55
					3/7/14	vs. Kansas*	FCS	L	84-87 (ot)
					3/3/14	TCU	FSMW	L	46-51
					2/26/14	at Kansas	TWC/Cox	W	76-68
					2/22/14	(13) West Virginia	FCS Pacific	L	40-61
					2/19/14	at TCU	FSSW+	L	44-64
					2/15/14	Texas Tech	FCS Pacific	W	60-54
					2/12/14	Texas	FSKC	L	63-69
					2/1/14	at (23) Iowa State	Mediacom	L	65-84
					1/29/14	Oklahoma	FSKC	W	86-78
					1/25/14	Kansas	FSN	L	64-71
					1/18/14	(13) Iowa State	FSKC	W	80-74
					1/11/14	Oklahoma	FSSW+	L	50-61
					1/8/14	(15) Oklahoma State	FCS Central	L	51-58
					1/5/14	at Texas	LHN	L	53-67
					1/2/14	(9) Baylor	FSKC	L	63-92
					12/15/13	UC Santa Barbara	FCS Central	W	73-64
					12/7/13	Grambling State	FCS Pacific	W	83-50
					11/20/13	Wichita State	Cox/TWC	L	46-69
					11/10/13	Charlotte	K-StateHD.TV	W	73-65
					11/8/13	Tennessee State	K-StateHD.TV	W	85-53
					4/3/13	Utah ^	K-StateHD.TV	L	46-54 (OT)
					3/30/13	Illinois ^	K-StateHD.TV	W	66-48
					3/28/13	Ball State ^	K-StateHD.TV	W	60-48
					3/25/13	Illinois State ^	K-StateHD.TV	W	57-48
					3/21/13	Texas Southern ^	K-StateHD.TV	W	72-44
					3/9/13	vs. (1) Baylor	FSN	L	47-80
					3/4/13	at (1) Baylor	FSN	L	68-90
					3/2/13	Texas Tech	FCS Central	W	68-62
					2/23/13	Iowa State	FCS Central	L	50-69
					2/20/13	at Oklahoma	SoonerSports	L	57-72
					2/13/13	Texas	FSKC	W	68-47
					2/9/13	at Iowa State	Mediacom	L	71-87
					2/6/13	(23) Oklahoma	FSMW	L	68-74
					2/2/13	Kansas	K22/Metro	L	80-89 (20T)
					1/26/13	at Texas	LHN	L	40-59

DATE	(AP) OPPONENT	TV	W-L	SCORE
1/23/13	Oklahoma State	K-StateHD.TV	W	76-70 (OT)
1/16/13	(1) Baylor	FSMW	L	69-90
1/12/13	West Virginia	FSN	L	52-66
1/5/13	TCU	K-StateHD.TV	W	59-58
1/2/13	at (21) Kansas	Metro Sports	L	63-72
12/16/12	UTEP	K22/Metro	L	50-52
12/9/12	South Dakota	FSMW	W	68-54
11/30/12	Mississippi Valley State	FSMW	W	64-57
11/11/12	Arkansas-Pine Bluff	FCS Pacific	W	89-55
11/9/12	Idaho State	K-StateHD.TV	W	62-54
3/19/12	vs. (3) UConn#	ESPN2	L	26-72
3/17/12	vs. (24) Princeton#	ESPN2	W	67-64
3/9/12	vs. (1) Baylor*	FSN	L	65-86
3/8/12	vs. Iowa State*	FSN	W	67-63
3/3/12	Texas Tech	K22/Metro	L	63-64
2/22/12	Oklahoma State	FSKC	W	53-50
2/18/12	Texas	FSN	W	65-45
2/12/12	Kansas	FSN	W	47-43
2/4/12	(1) Baylor	K-StateHD.TV	L	41-70
2/1/12	at Texas	LHN	W	64-55
1/28/12	at Oklahoma State	FSN	W	67-56
1/25/12	Iowa State	K22/Metro	L	57-66
1/17/12	Oklahoma	FSKC	L	57-65
1/14/12	at (10) Texas Tech	K-StateHD.TV	W	62-61
1/11/12	Missouri	FSKC	W	72-46
1/7/12	at Kansas	MetroSports	W	63-57
1/4/12	(9) Texas A&M	K-StateHD.TV	W	71-69 (OT)
12/7/11	Wichita State	K-StateHD.TV	W	60-34
12/3/11	Iowa	FSKC	W	81-78
11/18/11	Missouri State	K22/Metro	W	65-63
11/16/11	BYU	K-StateHD.TV	W	59-46
11/12/11	Dartmouth	K-StateHD.TV	W	54-20
3/20/11	vs. Purdue#	ESPN2	L	45-53
3/11/11	vs. (3) Baylor	FSN	L	53-86
3/9/11	vs. Iowa State*	FSN	W	56-53
3/2/11	(5) Texas A&M	FSKC	W	71-67
2/26/11	(25) Iowa State	K22/Metro	L	51-58
2/19/11	at Nebraska	FSMW	W	69-64
2/16/11	Colorado	FSKC	W	78-51
2/13/11	at (22) Iowa State	ESPN2	L	53-61
2/9/11	Texas	FSKC	L	59-69
1/29/11	Kansas	K22/Metro	W	65-60
1/26/11	at Colorado	FSRM	W	72-59
1/22/11	Nebraska	FSN	W	64-37
1/19/11	Missouri	K22/Metro	W	66-63
1/9/11	Oklahoma State	FSN	W	63-45
12/8/10	North Dakota	FSKC	W	76-49
3/12/10	vs. (3) Nebraska*	FSN	L	46-63
3/11/10	vs. Texas Tech*	Metro Sports	W	59-51
2/24/10	Texas Tech	FSKC	L	67-75 (OT)
2/21/10	(11) Oklahoma	FSN	L	58-64
2/10/10	Missouri	FSKC	W	37-33
1/23/10	at (7) Nebraska	FSN	L	56-71
1/20/10	Colorado	FSKC	L	57-63
1/13/10	at Missouri	FSKC	W	65-50
1/9/10	(24) Kansas	FSN	W	59-35
12/13/09	Northwestern	KS22	L	50-53
11/20/09	Washington State	FSKC	W	70-63
3/23/09	vs. (14) Vanderbilt#	ESPN2	L	61-74
3/21/09	vs. Drexel#	ESPN2	W	68-44
3/13/09	vs. (10) Texas A&M*	FSN	L	63-65
3/4/09	(15) Texas	FSN	W	66-50
3/1/09	(12) Texas A&M	FSN	L	45-71

DATE	(AP) OPPONENT	TV	W-L	SCORE
2/15/09	Oklahoma State	FSN	W	79-71
2/7/09	at (8) Baylor	FSN	L	50-59
2/4/09	Missouri	FSN	W	58-54
1/27/09	Nebraska	FSN	W	51-40
1/24/09	at Kansas	FSN	W	59-50
12/30/08	at Washington	FSNNW	W	73-60
11/17/08	at Northwestern	Big 10	W	57-52
3/25/08	vs. (19) Louisville#	ESPN2	L	63-80
3/23/08	vs. Chattanooga#	ESPN2	W	69-59
3/12/08	vs. Iowa State*	FSN	L	65-66 (OT)
3/5/08	at Kansas	Metro Sports	W	61-50
2/27/08	Nebraska	FSN	W	69-65
2/17/08	at Missouri	FSN	W	56-40
2/2/08	(6) Baylor	FSN	L	49-63
1/27/08	at (14) Oklahoma St.	FSN	W	68-63
1/19/08	(25) Colorado	FSN	W	67-60
1/16/08	Texas Tech	FSN	W	71-45
1/13/08	at (15) Texas	FSN	W	77-74 (OT)
11/15/07	at Wyoming	The Mtn.	L	44-56
2/28/07	Oklahoma State	FSN	L	55-64
2/24/07	Iowa State	FSN	L	61-64
2/18/07	at Kansas	FSN	L	74-82 (20T)
2/14/07	Colorado	FSN	L	58-60
2/11/07	at Texas Tech	ESPN2	W	66-59
1/31/07	at Colorado	FSN	L	55-66
1/24/07	Kansas	FSN	W	59-55
1/20/07	at (8) Baylor	FSN	L	70-79
1/23/07	Missouri	FSN	W	81-66
3/8/06	(10) Baylor*	FSN	L	74-79 (OT)
3/2/06	at Kansas	CBSCS	W	62-44
2/21/06	(9) Oklahoma	FSN	L	64-78
2/8/06	at Colorado	FSN	W	67-62
2/4/06	Nebraska	FSN	W	71-64
1/29/06	at Iowa State	FSN	W	73-64
1/25/06	Kansas	FSN	W	69-63
1/22/06	at Texas	FSN	L	70-71 (OT)
1/4/06	Texas Tech	FSN	W	53-51
12/11/05	UMKC	FSN	W	75-42
3/21/05	vs. (18) Vanderbilt#	ESPN2	L	60-63
3/19/05	vs. Bowling Green#	ESPN2	W	70-60
3/12/05	vs. (6) Baylor*	FSN	L	55-68
3/10/05	vs. (11) Texas*	FSN	W	72-69
3/9/05	vs. Nebraska*	FSN	W	71-45
2/26/05	vs. Kansas	FSN	W	73-46
2/19/05	vs. Colorado	FSN	W	73-51
2/16/05	vs. (13) Texas	FSN	L	60-64
2/13/05	at Oklahoma	ESPN2	L	61-77
1/29/05	at Colorado	FSN	W	81-70
1/25/05	vs. (18) Iowa State	FSN	W	74-52
1/22/05	at (10) Texas Tech	FSN	W	55-53
1/11/05	vs. Missouri	FSN	W	87-44
1/8/05	at Kansas	CBSCS	W	63-45
12/18/04	vs. Alabama	FSN	W	71-52
12/11/04	at UMKC	Metro Sports	W	63-31
3/23/04	at (24) Minnesota#	ESPN2	L	61-80
3/21/04	vs. Valparaiso#	ESPN2	W	71-63
3/11/04	vs. (19) Oklahoma*	FSN	L	66-78
3/10/04	vs. Missouri*	FSN	W	79-58
2/29/04	at (5) Texas	FSN	L	63-65
2/22/04	at Missouri	Metro Sports	W	93-90 (20T)
2/11/04	at Kansas	Metro Sports	W	81-51
2/8/04	(11) Colorado	ESPN2	W	79-53
1/27/04	(16) Baylor	Metro Sports	W	85-65

DATE	(AP) OPPONENT	TV	W-L	SCORE
1/24/04	at Nebraska	FSN	L	63-81
1/17/04	Kansas	Metro Sports	W	79-50
1/10/04	at (14) Colorado	FSN	W	76-69
1/7/04	Missouri	FSMW	W	95-59
12/14/03	Creighton	FSMW	W	94-60
11/16/03	(7) Purdue	ESPN2	L	69-79
3/25/03	Notre Dame#	ESPN2	L	53-59
3/23/03	Harvard#	ESPN2	W	79-69
3/13/03	vs. (8) Texas Tech*	FSN	L	65-71
3/12/03	Baylor	FSN	W	77-60
3/6/03	at (8) Texas Tech	FSN	L	64-73
2/26/03	Kansas	Metro Sports	W	80-57
2/15/03	Oklahoma State	Metro Sports	W	64-46
2/8/03	at Baylor	FSN	W	65-53
2/1/03	at (18) Oklahoma	FSN	W	74-45
1/29/03	at Iowa State	Metro Sports	L	69-74
1/25/03	(16) Texas	FSN	W	71-69
1/15/03	Iowa State	Metro Sports	W	68-60
1/5/03	Iowa	ESPN2	W	103-60
11/24/02	(14) Penn State	Oxygen	W	88-66
3/23/02	vs. Old Dominion	ESPN2	L	62-88
3/17/02	Arkansas#	ESPN Regional	W	82-68
3/7/02	vs. (4) Oklahoma*	FSN	L	49-69
3/6/02	vs. (12) Texas*	FSN	W	79-63
2/13/02	(4) Oklahoma	Metro Sports	L	68-76
2/10/02	at Nebraska	FSN	L	52-67
1/27/02	(12) Texas Tech	FSN	W	76-63
1/23/02	Kansas	Metro Sports	W	72-59
2/20/01	Texas A&M	Metro Sports	W	60-55
2/3/01	Oklahoma State	FSN	L	55-69
1/20/01	at Missouri	FSN	L	60-65
1/17/01	(17) Texas	Metro Sports	W	72-63
1/13/01	at Kansas	FSN	L	67-78
2/19/00	at (24) Kansas	FSN	L	43-61
2/16/00	at Colorado	FSN	W	62-54
2/5/00	Missouri	FSN	L	68-72
1/30/00	Nebraska	FSN	L	61-68
2/27/99	(22) Kansas	FSN	W	69-58
1/9/99	at (7) Texas Tech	FSN	L	60-73
12/9/98	Kent	Metro Sports	W	67-64
2/28/98	(6) Texas Tech	FSN	L	62-67
2/15/98	Missouri	FSN	W	66-57
2/7/98	at Kansas	FSN	L	62-65
2/4/98	Oklahoma	Metro Sports	L	67-69
1/13/98	at Missouri	Metro Sports	L	56-72
3/8/97	vs. Colorado*	FSN	L	44-54
3/6/97	vs. (9) Kansas*	FSN	W	73-58
2/19/97	Colorado	Metro Sports	W	68-62
2/8/97	at Oklahoma	FSN	W	49-47
2/1/97	Missouri	FSN	W	77-42

* Big 12 Tournament game

NCAA Tournament game;

^ WNIT game



TEAM RECORDS

Most Points in a Game	105, Kansas St. vs. Grambling St. (11/30/01)
Most Points in a Half	62, Kansas St. vs. Grambling St. (11/30/01)
Fewest Points in a Game	18, Mississippi Valley State vs. Kansas St. (12/1/06)
Fewest Points in a Half	9, Sacramento St. vs. Kansas St. (12/5/03) 9, Miss. Valley St. vs. Kansas St. (12/1/06) 9, Alcorn State vs. Kansas St. (12/5/08)
Most Points by Two Teams	172, Idaho St. (82) vs. Grambling St. (90), (12/1/01)
Fewest Combined Points	89, UNC Wilmington (54) vs. Alabama St. (35), (12/4/99)
Largest Margin of Victory	63 (94-31), Kansas St. vs. Sacramento St. (12/5/03)
Smallest Margin of Victory	1, (71-70), Bradley vs. Sacramento St. (11/25/95), 1, (62-61), Grambling St. vs. Marquette (11/29/96)
Most Field Goals	40, Kansas St. vs. Grambling St. (11/30/01)
Most FG Attempts	82, Lamar vs. Sacramento St. (11/25/95) 82, Grambling St. vs. Marquette (11/29/96)
FG Percentage	59.6 (28-47), Kansas St. vs. TX Southern (12/1/00)
Lowest FG Percentage	8.6 (5-58), Mississippi Valley St. vs. Kansas St. (12/1/06)
3PT Field Goals	13, Lamar vs. Kansas State (11/25/95)
3PT Field Goals Attempts	39, Idaho State vs. Harvard (11/30/01)
3PT FG Pct. (min 6 att.)	.571 (8-14), Kansas St. vs. Sacramento St. (12/5/03)
Lowest 3PT FG Pct.	.000, 6 times - Last: .000 (0-7), St. John's vs. Kansas State (11/13/10)
Free Throws	28, Texas A&M-CC vs. Tennessee State (12/1/00)
Free Throw Attempts	41, Texas A&M-CC vs. Tennessee State (12/1/00)
FT Pct. (min. 10 att.)	.913 (21-23), Kansas St. vs. Middle Tenn. St. (12/6/02)
Lowest FT Pct.	.000 (0-2), Middle Tenn. St. vs. UW-Milwaukee (12/7/02)
Rebounds	61, Kansas St. vs. Mississippi Valley St. (12/1/06)
Offensive Rebounds	28, Detroit vs. Army (12/5/98)
Rebounding Margin	30 (54-24), Kansas St. vs. Sacramento St. (12/5/03)
Fewest Rebounds	20, Lipscomb vs. Kansas St. (11/30/08)
Fewest Offensive Rebounds	2, Kansas State vs. Weber State (12/7/02)
Most Assists	30, Kansas State vs. New Hampshire (12/3/04) 30, Kansas State vs. Grambling State (12/4/09)
Fewest Assists	1, Mississippi Valley St. vs. Kansas St. (12/1/06)
Most Turnovers	40, Sacramento State vs. Lamar (11/24/95)
Fewest Turnovers	8, Kansas State vs. Weber State (12/7/02)
Most Blocks	8, Kansas State vs. St. Joseph's (12/3/05) 8, Kansas State vs. Mississippi Valley St. (12/1/06)
Fewest Blocks	0, several teams
Most Steals	27, Grambling State vs. Idaho State (12/1/01)
Fewest Steals	1, St. Joseph's vs. Kansas State (12/3/05)

INDIVIDUAL RECORDS

Points	38, Portia Wilson (Miss. Valley State) vs. Idaho (12/2/06)
Field Goals	15, Portia Wilson (Miss. Valley State) vs. Idaho (12/2/06)
FG Attempts	26, Alii Nieman (Idaho) vs. Kansas St. (12/4/99)
FG Pct. (min 8 att.)	.800 (8-10), Katie Feenstra (Liberty) vs. Kansas St. (12/4/04)
3PT Field Goals	7, Laurie Koehn (Kansas St.) vs. Middle Tennessee St. (12/6/02)
3PT FG Attempts	18, Jasmine Moore (Houston) vs. UTPA (12/3/05)
3PT FG Pct. (min 4 att.)	1.000 (4-4), Kristin Rethman (Kansas St.) vs. Grambling St. (11/30/01) 1.000 (4-4), Timika Williams (UTEP) vs. Missouri State (12/4/09)
Free Throws	13, Andria Jones (Kansas St.) vs. Lamar (11/25/95)
Free Throw Attempts	13, Andria Jones (Kansas St.) vs. Lamar (11/25/95)
FT Pct. (min 7 att.)	1.000 (13-13), Andria Jones (Kansas St.) vs. Lamar (11/25/95) 1.000 (7-7), Ashley Sweat (Kansas St.) vs. Miss. Valley St. (12/1/06) 1.000 (8-8), Shalin Spani (Kansas St.) vs. Alcorn St. (12/5/08)
Rebounds	20, Kendra Wecker (Kansas St.) vs. Harvard (12/1/01)
Offensive Rebounds	14, Molly Peherman (Detroit) vs. Army (12/5/98)
Most Assists	12, Megan Mahoney (Kansas St.) vs. Saint Louis (12/6/03) 12, Shalee Lehnning (Kansas St.) vs. UTPA (12/2/05) 12, Shalee Lehnning (Kansas St.) vs. Lipscomb (11/30/07)
Most Turnovers	11, K.T. Palmer (Detroit) vs. San Diego St. (12/4/98)
Most Steals	8, Lara Webb (Lamar) vs. Sacramento St. (11/24/95)

WILDCAT CLASSIC RECORDS & RESULTS



YEAR-BY-YEAR RESULTS

NOVEMBER 24-25, 1995	DECEMBER 5-6, 2003
Lamar def. Sacramento State, 98-69 Kansas State def. Bradley, 60-51 Championship Game: Kansas State defeated Lamar, 81-76 Consolation Game: Bradley def. Sacramento State, 71-70 All-Tournament Team: Carlene Mitchell (Kansas State), Lara Webb (Lamar) Tournament MVP: Andria Jones (Kansas State)	Saint Louis def. Texas-Pan American, 77-45 Kansas State def. Sacramento State, 94-31 Championship Game: Kansas State def. Saint Louis, 94-54 Consolation Game: Texas-Pan American def. Sacramento St., 60-50 All-Tournament Team: Molly Schamel (Texas-Pan American), Kirsti Holloway (Saint Louis), Angie Lewis (Saint Louis), Laurie Koehn (Kansas State), Nicole Ohlde (Kansas State) Tournament MVP: Kendra Wecker (Kansas State)
NOVEMBER 29-30, 1996	DECEMBER 3-4, 2004
Grambling State def. Marquette, 62-61 Kansas State def. Nicholls State, 64-44 Championship Game: Kansas State def. Grambling State, 72-62 Consolation Game: Marquette def. Nicholls State, 76-60 All-Tournament Team: Andria Jones (Kansas State), Shikiea Carter (Grambling State), Ayesha Rembert (Marquette), Heather Stinson (Nicholls State) Tournament MVP: Brit Jacobson (Kansas State)	Liberty def. Tennessee State, 74-38 Kansas State def. New Hampshire, 84-50 Championship Game: Liberty def. Kansas State, 77-56 Consolation Game: New Hampshire def. Tennessee State, 66-42 All-Tournament Team: Megan Mahoney (Kansas State), Laurie Koehn (Kansas State), Claire Coggins (Kansas State), Kristal Tharp (Liberty), Rima Margeviciute (Liberty) Tournament MVP: Katie Feenstra (Liberty)
DECEMBER 5-6, 1997	DECEMBER 2-3, 2005
Utah def. Wisconsin-Green Bay, 61-55 Kansas State def. Southern A&M, 82-38 Championship Game: Utah def. Kansas State, 68-57 Consolation Game: Wisconsin-Green Bay def. Southern A&M, 71-44 All-Tournament Team: Chari Nordgaard (Wisconsin-Green Bay), Mariah Tatum (Southern A&M), Brit Jacobson (Kansas State), Brandy Harris (Kansas State), Alii Bills (Utah) Tournament MVP: Julie Krommenhoek (Utah)	Saint Joseph's def. Houston, 69-45 Kansas State def. Texas-Pan American, 82-56 Championship Game: Saint Joseph's def. Kansas State, 78-68 Consolation Game: Houston def. Texas-Pan American, 63-55 All-Tournament Team: Faith Schutte (Saint Joseph's), Shalee Lehnning (Kansas State), Twiggy McIntyre (Kansas State), Jasmin Moore (Houston) Tournament MVP: Ayahna Cornish (Saint Joseph's)
DECEMBER 4-5, 1998	DECEMBER 1-2, 2006
San Diego State def. Detroit, 78-59 Kansas State def. Army, 87-58 Championship Game: Kansas State def. San Diego State, 77-56 Consolation Game: Detroit def. Army, 73-60 All-Tournament Team: Molly Peherman (Detroit), Charley Murray (San Diego State), Therese Kolley (Army), Nicky Ramage (Kansas State), Angie Finkes (Kansas State) Tournament MVP: Brandy Harris (Kansas State)	Alcorn State def. Idaho, 81-62 Kansas State def. Miss. Valley State, 77-18 Championship Game: Kansas State def. Alcorn State, 81-41 Consolation Game: Idaho def. Miss. Valley State, 76-71 All-Tournament Team: Portia Wilson (Miss. Valley State), Katie Madison (Idaho), Rasaan Powell (Alcorn State), Shalee Lehnning (Kansas State) Tournament MVP: Marlies Gipson (Kansas State)
DECEMBER 3-4, 1999	NOVEMBER 30 and DECEMBER 1, 2007
Idaho def. UNC Wilmington, 59-55 Kansas State def. Alabama State, 80-32 Championship Game: Kansas State def. Idaho, 81-69 Consolation Game: UNC Wilmington def. Alabama State, 54-35 All-Tournament Team: Alii Nieman (Idaho), Susan Woolf (Idaho), Chandra Watkins (UNC Wilmington), Olga Firsova (Kansas State), Nicky Ramage (Kansas State) Tournament MVP: Angie Finkes (Kansas State)	UTEP def. Arkansas-Pine Bluff, 73-56 Kansas State def. Lipscomb, 92-50 Championship Game: Kansas State def. UTEP, 66-58 Consolation Game: Lipscomb def. Arkansas-Pine Bluff, 48-43 All-Tournament Team: Kimberly Dietz (Kansas State), Ashley Sweat (Kansas State), Jareica Hughes (UTEP), Natasha Lacy (UTEP) Tournament MVP: Shalee Lehnning (Kansas State)
DECEMBER 1-2, 2000	DECEMBER 5-6, 2008
Texas A&M-Corpus Christi def. Tennessee State, 78-63 Kansas State def. Texas Southern, 84-41 Championship Game: Kansas State def. Texas A&M-CC, 63-54 Consolation Game: Tennessee State def. Texas Southern, 66-51 All-Tournament Team: Rocky Grayson (Tennessee State), Krystal Stancil (Tennessee State), Kristin Rethman (Kansas State), Nicole Ohlde (Kansas State) Tournament MVP: Kim Woodlee (Kansas State)	Arkansas def. Miss. Valley State, 79-49 Kansas State def. Alcorn State, 80-22 Championship Game: Kansas State def. Arkansas, 65-56 Consolation Game: Miss. Valley State def. Alcorn State, 56-36 All-Tournament Team: Shalee Lehnning (Kansas State), Marlies Gipson (Kansas State), Cierra Ricketts (Arkansas), Whitney Jones (Arkansas) Tournament MVP: Ashley Sweat (Kansas State)
NOVEMBER 30 & DECEMBER 1, 2001	DECEMBER 4-5, 2009
Harvard def. Idaho State, 68-56 Kansas State def. Grambling State, 105-54 Championship Game: Kansas State def. Harvard, 72-56 Consolation Game: Grambling State def. Idaho State, 90-82 All-Tournament Team: LaKandra Davis (Grambling State), Mandi Carver (Idaho State), Tricia Tubridy (Harvard), Laurie Koehn (Kansas State), Nicole Ohlde (Kansas State) Tournament MVP: Kendra Wecker (Kansas State)	Missouri State def. UTEP, 80-73 Kansas State def. Grambling State, 87-62 Championship Game: Kansas State def. Missouri State, 64-60 Consolation Game: UTEP def. Grambling State, 54-40 All-Tournament Team: Brittany Chambers (Kansas State), Casey Garrison (Missouri State), Christiana Shorter (Missouri State), Jareica Hughes (UTEP) Tournament MVP: Ashley Sweat (Kansas State)
DECEMBER 6-7, 2002	NOVEMBER 12-13, 2010
Weber State def. UW-Milwaukee, 56-49 Kansas State def. Middle Tennessee State, 79-61 Championship Game: Kansas State def. Weber State, 60-36 Consolation Game: UW-Milwaukee def. Middle Tennessee St., 62-60 All-Tournament Team: Julie Gjertsen (Weber State), Crystal Howe (Weber State), Maria Viall (UW-Milwaukee), Patrice Holmes (Middle Tennessee State), Kendra Wecker (Kansas State) Tournament MVP: Laurie Koehn (Kansas State)	St. John's def. Marist, 64-50 Kansas State def. Grambling State, 67-44 Championship Game: Kansas State def. St. John's, 64-53 Consolation Game: Marist def. Grambling State, 82-61 All-Tournament Team: Mariah White (Kansas State), Nadirah McKeith (St. John's), Da'Shena Stevens (St. John's), Brandy Gang (Marist) Tournament MVP: Jalana Childs (Kansas State)

YEAR	COACH	OVERALL	PCT.	CONF.	FINISH	POSTSEASON
1968-69	Judy Akers	11-3	.786	—	—	—
1969-70	Judy Akers	10-7	.588	—	—	—
1970-71	Judy Akers	12-12	.500	—	—	—
1971-72	Judy Akers	17-5	.772	—	—	6th in AIAW Region VI
1972-73	Judy Akers	20-6	.769	—	—	AIAW Final 5 / Region VI Champion
1973-74	Judy Akers	21-9	.700	—	—	3rd in AIAW Region VI Tournament
1974-75	Judy Akers	24-9	.727	—	—	AIAW Final 6 / 2nd in Region VI
1975-76	Judy Akers	28-6	.823	—	1st*	6th in AIAW Region VI Tournament
1976-77	Judy Akers	23-12	.657	—	1st*	AIAW Elite 8 / Region VI Champion
1977-78	Judy Akers	20-14	.588	—	—	2nd in AIAW Region VI Tournament
1978-79	Judy Akers	20-11	.645	—	—	AIAW Sweet 16 / 2nd in AIAW Region
1979-80	Lynn Hickey	26-9	.743	—	—	AIAW Sweet 16 / 2nd in AIAW Region
1980-81	Lynn Hickey	23-11	.676	—	—	AIAW Region VI Qualifier
1981-82	Lynn Hickey	26-6	.813	—	1st	NCAA Elite Eight
1982-83	Lynn Hickey	25-7	.781	12-2	1st*	NCAA Sweet 16
1983-84	Lynn Hickey	25-6	.806	12-2	T1st	NCAA 1st Round
1984-85	Matilda Mossman	16-13	.552	6-8	T3rd	—
1985-86	Matilda Mossman	16-13	.552	6-8	6th	—
1986-87	Matilda Mossman	22-9	.710	9-5	T1st	—
1987-88	Matilda Mossman	8-20	.286	1-13	8th	—
1988-89	Matilda Mossman	18-11	.621	7-7	T3rd	—
1989-90	Mossman/Gaye Griffin	20-10	.667	10-4	T2nd	—
1990-91	Susan Yow	16-11	.593	8-6	T2nd	—
1991-92	Susan Yow	5-23	.179	2-12	T7th	—
1992-93	Susan Yow	10-17	.370	1-13	T7th	—
1993-94	Brian Agler	13-14	.481	5-9	6th	—
1994-95	Brian Agler	14-13	.519	6-8	5th	—
1995-96	Brian Agler/Jack Hartman	14-16	.467	5-9	8th	—

Big 12 Era (1996-present)

1996-97	Deb Patterson	19-12	.613	9-7	T5th	NCAA 1st Round
1997-98	Deb Patterson	11-17	.393	4-12	T7th	—
1998-99	Deb Patterson	16-14	.533	7-9	T8th	WNIT 2nd Round
1999-00	Deb Patterson	13-17	.433	6-10	8th	—

YEAR	COACH	OVERALL	PCT.	CONF.	FINISH	POSTSEASON
2000-01	Deb Patterson	12-16	.429	2-14	11th	—
2001-02	Deb Patterson	26-8	.764	11-5	T3rd	NCAA Sweet 16
2002-03	Deb Patterson	29-5	.852	14-2	2nd	NCAA 2nd Round
2003-04	Deb Patterson	25-6	.806	14-2	T1st	NCAA 2nd Round
2004-05	Deb Patterson	24-8	.750	12-4	T3rd	NCAA 2nd Round
2005-06	Deb Patterson	24-10	.706	8-8	T6th	WNIT Champions
2006-07	Deb Patterson	19-15	.559	4-12	T11th	WNIT Semifinals
2007-08	Deb Patterson	22-10	.688	13-3	1st	NCAA 2nd Round
2008-09	Deb Patterson	25-8	.758	10-6	5th	NCAA 2nd Round
2009-10	Deb Patterson	14-18	.438	5-11	9th	—
2010-11	Deb Patterson	21-11	.656	10-6	T3rd	NCAA 1st Round
2011-12	Deb Patterson	20-14	.588	9-9	T4th	NCAA 2nd Round
2012-13	Deb Patterson	19-18	.514	5-13	T8th	WNIT Semifinals
2013-14	Deb Patterson	11-19	.367	5-13	9th	—
2014-15	Jeff Mittie	19-14	.576	7-11	T7th	WNIT 2nd Round
2015-16	Jeff Mittie	19-13	.594	8-10	6th	NCAA 2nd Round
2016-17	Jeff Mittie	23-11	.676	11-7	4th	NCAA 2nd Round
2017-18	Jeff Mittie	18-16	.529	7-11	T7th	WNIT 3rd Round
TOTALS		932-583	.615	271-291		

* Prior to the 1982-83 season, the Big Eight champion was determined in a postseason tournament.

KANSAS STATE'S MILESTONE WINS

Milestone	Coach (Date)	Result
Win No. 1	Judy Akers (1968-69)	38-25 vs. Bethel
Win No. 50	Judy Akers (3/10/72)	57-32 vs. Dickinson State
Win No. 100	Judy Akers (1/24/75)	80-37 vs. Kansas
Win No. 200	Judy Akers (2/6/79)	64-62 at Missouri
Win No. 300	Lynn Hickey (2/23/83)	78-68 at Kansas
Win No. 400	Matilda Mossman (12/19/89)	73-54 at Missouri State
Win No. 500*	Brian Agler (1/21/96)	80-67 vs. Oklahoma
Win No. 600	Deb Patterson (3/17/02)	82-68 vs. Arkansas
Win No. 650	Deb Patterson (2/22/04)	93-90 (20T) at Missouri
Win No. 700	Deb Patterson (3/24/06)	77-63 vs. Nebraska (WNIT)
Win No. 750	Deb Patterson (12/6/08)	65-56 vs. Arkansas
Win No. 800	Deb Patterson (2/19/11)	69-64 at Nebraska
Win No. 900+	Jeff Mittie (12/7/16)	62-49 vs. UT-Arlington

* win later forfeited by institution

+ - 20th program in NCAA Division I history to win 900 games

First Big Eight Conference Win

Judy Akers (1/16/76) 62-53 vs. Nebraska

First Big 12 Conference Win

Deb Patterson (1/11/97) 68-67 vs. Texas

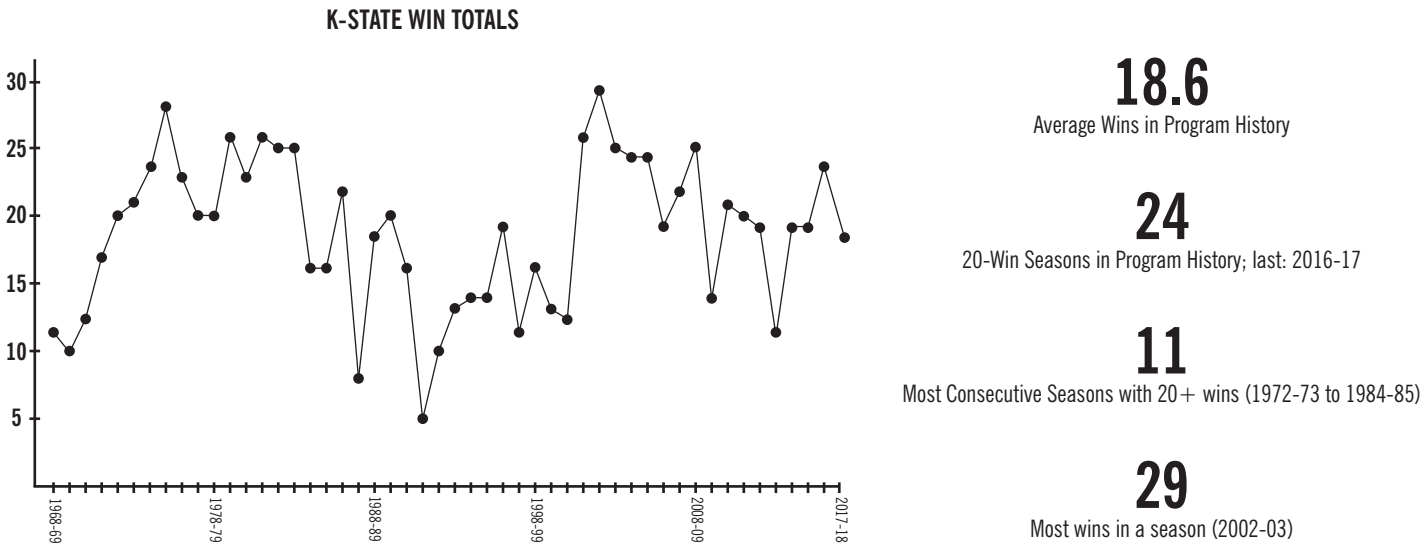
KANSAS STATE'S RECORD BY DECADE

Decade	Overall		Home		Away		Neutral	
	Record	Pct.	Record	Pct.	Record	Pct.	Record	Pct.
1968-69	11-3	.786	*	*	*	*	*	*
1970-79	202-92	.687	78-24	.765	60-35	.632	64-33	.660
1980-89	205-107	.657	111-23	.828	62-62	.500	32-22	.593
1990-99	138-150	.479	87-47	.649	34-78	.304	17-25	.405
2000-09	219-103	.680	121-32	.791	71-49	.592	27-22	.551
2010-present	157-128	.551	99-46	.683	39-63	.382	19-19	.500
Totals	932-583	.615						

* - location of games in 1968-69 unknown

YEAR	OVERALL	HOME	AWAY	NEUTRAL	CONF.	HOME	AWAY	NON-CONF.	NOV.	DEC.	JAN.	FEB.	MAR.
1968-69	11-3	Complete breakdown not available											
1969-70	10-7	4-1	4-3	2-3	—	—	—	—	—	—	2-1	4-2	4-4
1970-71	12-12	4-6	6-4	2-2	—	—	—	—	—	0-4	5-3	5-3	2-2
1971-72	17-5	6-0	5-2	6-3	—	—	—	—	—	—	5-2	9-1	3-2
1972-73	20-6	6-1	6-3	8-2	—	—	—	—	—	3-1	4-1	7-3	6-1
1973-74	21-9	8-4	8-4	5-1	—	—	—	—	2-1	3-2	6-1	6-2	4-3
1974-75	24-9	9-2	7-2	8-5	—	—	—	—	0-3	4-0	7-2	8-1	5-3
1975-76	28-6	11-2	5-3	12-1	—	—	—	—	3-0	2-2	9-2	12-1	2-1
1976-77	23-12	8-2	6-4	9-6	—	—	—	—	1-2	5-3	8-3	5-2	4-2
1977-78	20-14	11-2	4-6	5-6	—	—	—	—	2-2	5-4	5-6	6-1	2-1
1978-79	20-11	6-4	8-3	6-4	—	—	—	—	1-2	6-2	5-3	6-1	2-3
1979-80	26-9	11-0	6-6	9-3	—	—	—	—	3-0	4-1	8-4	8-1	3-3
1980-81	23-11	11-2	7-5	5-4	—	—	—	—	5-0	6-1	7-4	4-4	1-2
1981-82	26-6	15-1	8-4	3-1	—	—	—	—	2-1	7-0	6-4	8-0	3-1
1982-83	25-7	14-0	9-5	2-2	12-2	—	—	—	3-0	5-2	6-1	6-2	5-2
1983-84	25-6	14-1	8-4	3-1	12-2	7-0	5-2	13-4	3-0	5-2	6-2	7-1	4-1
1984-85	16-13	8-4	6-8	2-1	6-8	3-4	3-4	10-5	3-1	3-2	4-5	5-3	1-2
1985-86	16-13	9-4	6-6	1-3	6-8	4-3	2-5	10-5	4-1	4-1	3-5	3-5	2-1
1986-87	22-9	13-0	6-7	3-2	9-5	7-0	2-5	13-4	2-0	6-2	7-3	6-2	1-2
1987-88	8-20	5-8	2-10	1-2	1-13	1-6	0-7	7-7	1-1	5-2	1-9	1-7	0-1
1988-89	18-11	11-2	4-6	3-3	7-7	5-2	2-5	11-4	3-0	5-2	6-3	3-5	1-1
1989-90	20-10	11-2	6-7	3-1	10-4	6-1	4-3	10-6	2-1	5-2	8-2	3-4	2-1
1990-91	16-11	8-4	6-6	2-1	8-6	4-3	4-3	8-5	2-1	3-3	7-2	3-4	1-1
1991-92	5-23	4-9	1-9	0-5	2-12	1-6	1-6	3-11	0-2	1-7	4-4	0-8	0-2
1992-93	10-17	6-10	2-6	2-1	1-13	0-8	1-5	9-4	—	5-2	3-8	2-6	0-1
1993-94	13-14	10-3	2-9	1-2	5-9	4-3	1-6	8-5	2-0	2-4	5-4	3-5	1-1
1994-95	14-13	9-5	3-6	2-2	6-8	3-4	3-4	8-5	2-1	5-3	3-5	4-3	0-1
1995-96	14-16	11-4	2-8	1-4	5-9	4-3	1-6	9-7	3-0	5-5	3-6	3-4	0-1
1996-97	19-12	11-1	4-8	4-3	9-7	7-1	2-6	10-5	4-0	3-3	3-4	6-2	3-3
1997-98	11-17	8-5	1-11	2-1	4-12	4-4	0-8	7-5	3-1	3-3	3-5	1-7	1-1
1998-99	16-14	10-4	5-9	1-1	7-9	5-3	2-6	9-5	2-3	5-0	4-5	3-4	2-2
1999-00	13-17	7-6	6-6	0-5	6-10	3-5	3-5	7-7	2-2	5-4	2-6	3-4	1-1
2000-01	12-16	7-6	4-8	1-2	2-14	2-6	0-8	10-2	3-1	7-0	1-7	1-7	0-1
2001-02	26-8	13-2	9-3	4-3	11-5	6-2	5-3	15-3	5-1	7-0	8-1	3-4	3-2
2002-03	29-5	19-1	8-3	2-1	14-2	8-0	6-2	14-2	5-1	6-0	7-1	8-0	3-3
2003-04	25-6	13-0	8-4	4-2	14-2	8-0	6-2	11-4	2-2	7-0	6-1	7-1	3-2
2004-05	24-8	11-2	7-3	6-3	12-4	7-1	5-3	12-4	3-1	5-1	8-1	4-3	4-2
2005-06	24-10	14-5	8-4	2-1	8-8	4-4	4-4	16-2	4-0	6-1	5-3	2-5	7-1
2006-07	19-15	13-5	4-8	2-2	4-12	3-5	1-7	15-3	4-1	8-0	3-5	1-7	3-2
2007-08	22-10	12-2	8-4	2-4	13-3	6-2	7-1	9-7	3-3	4-2	8-0	4-3	3-2
2008-09	25-8	13-1	10-5	2-2	10-6	7-1	3-5	14-1	5-0	7-0	6-2	3-3	4-3
2009-10	14-18	7-8	4-8	3-2	5-11	3-5	2-6	8-6	2-3	5-3	4-3	1-7	2-2
2010-11	21-11	13-2	6-6	2-3	10-6	6-2	4-4	11-5	6-0	4-3	5-2	3-4	3-2
2011-12	20-14	10-4	6-6	4-4	9-9	5-4	4-5	11-5	3-2	6-1	5-3	4-5	2-3
2012-13 ^	19-18	12-7	6-8	1-3	5-13	4-5	1-8	14-5	5-0	4-3	3-5	1-7	6-2
2013-14	11-19	7-7	2-9	2-3	5-13	3-6	2-7	6-6	3-3	3-2	3-6	2-5	0-3
2014-15	19-14	15-5	2-8	2-1	7-11	5-4	2-7	12-3	4-0	6-1	3-6	3-5	3-2
2015-16	19-13	13-4	5-8	1-1	8-10	5-4	3-6	11-3	4-1	6-1	4-4	4-5	1-2
2016-17	23-11	14-4	5-6	4-1	11-7	7-2	4-5	12-4	6-0	4-3	6-3	5-3	2-2
2017-18	18-16	11-8	5-6	2-2	7-11	3-6	4-5	11-5	5-2	3-3	4-5	3-4	3-2
TOTALS	932-583	496-172*	266-287*	159-121*	271-291	160-115	99-174	364-164	132-46*	220-93*	244-173*	209-176*	118-91*

* Note: Totals do not include the 1968-69 season.
^ Note: K-State played its first game in the month of April on April 3, 2013 against Utah, a 54-46 overtime loss in the WNIT Semifinals.



KANSAS STATE ALL-TIME TEAM STATISTICS

SEASON	G	OVERALL		CONF.		FG	FGA	PCT.	3FG	3FGA	3PCT.	FT	FTA	PCT.	REB	AVG.	PF-D	AST	TO	BLK	STL	PTS	AVG.
		W-L	PCT.	W-L	PCT.																		
2017-18	34	18-16	.529	7-11	.389	825	2006	.411	225	731	.308	438	605	.724	1163	34.2	496-9	525	435	160	294	2313	68.0
2016-17	34	23-11	.676	11-7	.611	818	1946	.420	196	588	.333	462	681	.678	1266	37.2	493-4	500	509	143	277	2294	67.5
2015-16	32	19-13	.594	8-10	.444	738	1805	.409	218	676	.322	368	568	.648	1140	35.6	487-6	476	491	157	289	2062	64.4
2014-15	33	19-14	.576	7-11	.389	696	1805	.386	176	596	.295	399	647	.617	1124	34.1	459-2	425	488	156	374	1967	59.6
2013-14	30	11-19	.367	5-13	.278	660	1714	.385	199	668	.298	346	515	.672	1077	35.9	635-25	396	519	88	217	1865	62.2
2012-13	37	19-18	.514	5-13	.278	806	2167	.372	325	1077	.302	327	458	.714	1241	33.5	536-9	448	525	58	320	2264	61.2
2011-12	34	20-14	.588	9-9	.500	728	1922	.379	173	612	.283	313	456	.686	1172	34.5	540-13	416	493	97	272	1942	57.1
2010-11	32	21-11	.656	10-6	.625	729	1796	.406	195	602	.324	297	455	.653	1136	35.5	534-10	397	474	78	243	1950	60.9
2009-10	32	14-18	.438	5-11	.313	696	1734	.401	232	633	.367	347	474	.732	1064	33.2	491-13	367	450	70	170	1971	61.6
2008-09	33	25-8	.758	10-6	.625	774	1731	.447	176	549	.321	358	495	.723	1135	34.4	450-5	473	436	129	193	2082	63.1
2007-08	32	22-10	.688	13-3	.813	803	1786	.450	199	580	.343	354	491	.721	1126	35.2	459-6	486	457	159	235	2159	67.5
2006-07	34	19-15	.559	4-12	.250	835	2028	.412	209	651	.321	341	550	.620	1275	37.5	598-18	486	522	164	263	2220	65.3
2005-06	34	24-10	.706	8-8	.500	874	2005	.436	233	664	.351	405	577	.702	1252	36.8	610-16	553	516	163	300	2386	70.2
2004-05	32	24-8	.750	12-4	.750	876	1963	.446	230	622	.370	302	412	.733	1262	39.4	565-8	545	456	128	281	2284	71.4
2003-04	31	25-6	.806	14-2	.875	878	1840	.477	218	565	.386	366	512	.715	1177	38.0	509-6	582	437	118	265	2340	75.5
2002-03	34	29-5	.852	14-2	.875	954	1986	.480	241	639	.377	390	539	.724	1365	40.1	475-8	618	521	151	252	2539	74.7
2001-02	34	26-8	.764	11-5	.687	938	1899	.494	262	637	.411	428	576	.743	1210	35.6	527-9	605	594	140	264	2566	75.5
2000-01	28	12-16	.429	2-14	.125	624	1491	.419	189	494	.383	314	446	.701	937	33.5	456-14	424	514	42	212	1751	62.5
1999-00	30	13-17	.433	6-10	.375	689	1621	.425	216	580	.372	327	472	.693	1157	38.6	452-10	470	559	92	150	1921	64.0
1998-99	30	16-14	.533	7-9	.438	738	1703	.433	144	402	.358	353	545	.648	1114	37.1	506-16	468	592	87	212	1973	65.8
1997-98	28	11-17	.393	4-12	.250	667	1567	.426	107	327	.327	294	499	.589	964	34.4	507-17	431	571	42	276	1735	62.0
1996-97	31	19-12	.613	9-7	.563	724	1657	.437	145	463	.313	353	536	.659	1102	35.5	527-14	440	544	43	249	1946	62.8
1995-96	30	14-16	.467	5-9	.357	671	1695	.396	105	313	.335	427	607	.702	1088	36.3	626-15	379	533	34	245	1874	62.5
1994-95	27	14-13	.519	6-8	.429	654	1527	.428	138	395	.349	360	548	.657	996	36.9	625-17	407	466	32	237	1806	66.9
1993-94	27	13-14	.481	5-9	.357	619	1521	.407	150	434	.346	315	447	.705	974	36.1	561-17	407	440	26	217	1703	63.1
1992-93	27	10-17	.370	1-13	.071	583	1447	.403	72	230	.313	302	460	.657	973	36.0	434-12	343	578	27	194	1540	57.0
1991-92	28	5-23	.179	2-12	.143	596	1565	.381	104	317	.328	372	552	.674	950	33.9	450-x	337	549	22	213	1668	59.6
1990-91	27	16-11	.593	8-6	.571	689	1579	.436	84	246	.341	463	661	.700	1011	37.4	412-10	430	531	54	255	1925	71.3
1989-90	30	20-10	.667	10-4	.714	821	1853	.443	50	142	.352	466	684	.681	1260	42.0	602-19	463	632	81	310	2158	71.9
1988-89	29	18-11	.621	7-7	.500	786	1799	.437	24	73	.329	434	609	.713	1137	39.2	538-12	421	587	58	346	2030	70.0
1987-88	28	8-20	.286	1-13	.071	721	1777	.406	10	54	.185	400	609	.657	1196	42.7	528-10	411	601	35	287	1852	66.1
1986-87	31	22-9	.710	9-5	.643	868	1936	.448	—	—	—	478	694	.689	1300	41.9	550-10	502	648	55	353	2214	71.4
1985-86	29	16-13	.552	6-8	.429	805	1894	.425	—	—	—	451	679	.664	1153	39.8	560-19	391	576	64	363	2061	71.1
1984-85	29	16-13	.551	6-8	.428	860	1812	.475	—	—	—	422	631	.669	1088	37.5	578-15	440	610	55	341	2142	73.9
1983-84	31	25-6	.806	12-2	.857	968	1869	.518	—	—	—	506	767	.660	1200	38.7	613-14	495	696	90	399	2442	78.8
1982-83	32	25-7	.781	12-2	.857	1065	2055	.518	—	—	—	471	680	.693	1354	42.3	655-14	457	676	82	330	2601	81.3
1981-82	32	26-6	.812	—	—	986	1959	.503	—	—	—	440	683	.644	1270	39.7	539-14	435	609	—	260	2412	75.4
1980-81	34	23-11	.676	—	—	1023	2194	.467	—	—	—	439	667	.659	1450	43.9	574-22	—	—	—	—	2485	75.3
1979-80	35	26-9	.742	—	—	1096	2356	.465	—	—	—	443	664	.667	1443	41.2	621	—	—	—	—	2635	75.3
1978-79	31	20-11	.645	—	—	1012	2333	.433	—	—	—	390	607	.642	1148	37.0	610	—	—	—	—	2414	77.9
1977-78	34	20-14	.588	—	—	993	2370	.418	—	—	—	431	688	.626	1290	37.9	581	—	—	—	—	2417	71.1
1976-77	35	23-12	.657	—	—	922	2350	.392	—	—	—	461	702	.656	1421	40.6	627	—	—	—	—	2305	65.9
1975-76	34	28-6	.823	—	—	1009	2595	.388	—	—	—	429	710	.604	1368	40.2	648	—	—	—	—	2447	72.0
1974-75	33	24-9	.727	—	—	928	2401	.386	—	—	—	348	633	.549	1300	39.4	613	—	—	—	—	2204	66.8
1973-74	30	21-9	.700	—	—	702	1857	.378	—	—	—	344	665	.517	—	—	459	—	—	—	—	1748	58.3
1972-73	26	20-6	.769	—	—	494	1547	.319	—	—	—	292	570	.512	—	—	409	—	—	—	—	1280	49.2
1971-72	22	17-5	.772	—	—	500	1369	.365	—	—	—	226	449	.503	—	—	—	—	—	—	—	1226	55.7
1970-71	24	12-12	.500	—	—	336	1116	.301	—	—	—	239	542	.440	—	—	—	—	—	—	—	911	37.9
1969-70	17	10-7	.588	—	—	—	—	—	—	—	—	—	—	—	—	—	—	—	—	—	—	825	48.5
1968-69	14	11-3	.786	—	—	—	—	—	—	—	—	—	—	—	—	—	—	—	—	—	—	642	45.9

OPPONENT ALL-TIME TEAM STATISTICS

SEASON	FG	FGA	PCT.	3FG	3FGA	3PCT.	FT	FTA	PCT.	REB.	AVG.	PF-D	AST	TO	BLK	STL	PTS	AVG.
2017-18	829	2070	.400	233	702	.332	374	530	.706	1387	40.8	596-7	528	537	104	229	2265	66.6
2016-17	786	2043	.385	226	710	.318	325	459	.708	1206	35.5	653-17	523	531	121	276	2123	62.4
2015-16	694	1885	.368	224	746	.300	353	501	.705	1225	38.3	567-16	484	531	112	272	1965	61.4
2014-15	689	1793	.384	233	669	.348	308	437	.705	1242	37.6	590-13	505	603	140	250	1919	58.2
2013-14	688	1658	.415	140	430	.326	514	704	.730	1113	37.1	549-13	372	463	99	231	2030	67.7
2012-13	889	2052	.433	149	457	.326	402	547	.735	1393	37.6	490-4	531	575	100	223	2329	62.9
2011-12	706	1815	.389	132	470	.281	406	577	.704	1280	37.6	461-5	379	561	116	228	1950	57.4
2010-11	645	1699	.380	141	434	.325	371	549	.676	1147	35.8	469-9	329	516	100	182	1802	56.3</

SCORING

Year	Player	G	Pts	Avg.
2017-18	Kayla Goth	34	596	17.5
2016-17	Kindred Wesemann	34	474	13.9
2015-16	Breanna Lewis	32	535	16.7
2014-15	Breanna Lewis	33	380	11.5
2013-14	Leticia Romero	30	427	14.2
2012-13	Brittany Chambers	37	778	21.0
2011-12	Jalana Childs	34	486	14.3
2010-11	Brittany Chambers	32	514	16.1
2009-10	Ashley Sweat	32	514	16.1
2008-09	Ashley Sweat	33	545	16.5
2007-08	Kimberly Dietz	30	448	14.9
2006-07	Kimberly Dietz	34	453	13.3
2005-06	Claire Coggins	33	446	13.5
2004-05	Kendra Wecker	29	609	21.0
2003-04	Nicole Ohlde	31	542	17.5
2002-03	Kendra Wecker	34	646	19.0
2001-02	Nicole Ohlde	34	610	17.9
2000-01	Nicole Ohlde	28	464	17.2
1999-00	Nicky Ramage	30	395	13.2
1998-99	Nicky Ramage	30	409	13.6
1997-98	Angie Finkes	28	389	13.9
1996-97	Andria Jones	31	591	19.1
1995-96	Brit Jacobson	30	443	14.8
1994-95	Shanele Stires	27	521	19.3
1993-94	Shawnda DeCamp	27	524	19.4
1992-93	Shanele Stires	27	361	13.4
1991-92	Mary Jo Miller	27	386	13.6
1990-91	Diana Miller	27	519	19.2
1989-90	Diana Miller	30	519	17.3
1988-89	Nadira Hazim	27	381	14.1
1987-88	Janet Madsen	24	289	12.0
1986-87	Sue Leiding	31	481	15.5
1985-86	Amanda Holley	29	375	12.9
1984-85	Cassandra Jones	29	495	17.1
1983-84	Angie Bonner	29	437	15.1
1982-83	Priscilla Gary	32	586	18.3
1981-82	Priscilla Gary	32	583	18.2
1980-81	Tammie Romstad	14	233	16.7
	Kim Price	33	395	12.0
1979-80	Tammie Romstad	35	686	19.9
1978-79	LeAnn Wilcox	30	465	15.5
1977-78	Eileen Feeney	34	462	13.6
1976-77	Laurie Miller	34	424	12.5
1975-76	Janet Reusser	34	524	15.5
1974-75	Janet Reusser	29	386	13.3
1973-74	Janet Reusser	15	161	10.7
	Susie Norton	26	246	9.5

FG PERCENTAGE (min. 5 attempts/game)

Year	Player	FG-FGA	Pct.
2017-18	Peyton Williams	199-371	.536
2016-17	Breanna Lewis	205-367	.559
2015-16	Breanna Lewis	231-420	.550
2014-15	Breanna Lewis	157-335	.469
2013-14	Ashia Woods	96-191	.503
2012-13	Brittany Chambers	273-640	.427
2011-12	Jalana Childs	197-443	.445
2010-11	Jalana Childs	168-370	.454
2009-10	Jalana Childs	103-241	.427
2008-09	Shalee Lehnig	117-224	.522
2007-08	Shalee Lehnig	127-240	.529
2006-07	Shalee Lehnig	99-193	.513
2005-06	Joann Hamlin	139-265	.525
2004-05	Kendra Wecker	240-504	.476
2003-04	Nicole Ohlde	203-356	.570
2002-03	Nicole Ohlde	243-424	.573
2001-02	Nicole Ohlde	245-423	.579
2000-01	Nicole Ohlde	191-381	.501
1999-00	Nicky Ramage	144-266	.541
1998-99	Nicky Ramage	160-299	.535
1997-98	Nicky Ramage	77-143	.538
1996-97	Angie Finkes	90-175	.514
1995-96	Andria Jones	130-278	.468
1994-95	Shanele Stires	194-406	.478
1993-94	Shanele Stires	169-357	.473
1992-93	Kelly Moylan	108-241	.448
1991-92	Lynn Holzman	57-131	.435
1990-91	Kristie Bahner	82-171	.480
1989-90	Kristie Bahner	134-237	.565
1988-89	Kristie Bahner	108-207	.522
1987-88	Stacey Boyle	89-173	.514
1986-87	Sue Leiding	181-343	.528
1985-86	Susan Green	107-232	.461
1984-85	Jennifer Jones	151-266	.568
1983-84	Tina Dixon	134-213	.629
1982-83	Angie Bonner	184-315	.584
1981-82	Tammie Romstad	218-393	.555
1980-81	Gayla Williams	156-308	.506
1979-80	Tammie Romstad	292-567	.520

1978-79	Kim Price	80-160	.500
1977-78	Margo Jones	75-157	.478
1976-77	Margo Jones	106-210	.505
1975-76	Susie Norton	109-240	.454
1974-75	Marsha Poppe	131-272	.482
1973-74	Marsha Poppe	92-207	.444

3PT PERCENTAGE (min. 2 attempts/game)

Year	Player	FG-FGA	Pct.
2017-18	Kayla Goth	37-101	.366
2016-17	Kaylee Page	49-136	.360
2015-16	Kindred Wesemann	85-214	.397
2014-15	Haley Texada	52-148	.351
2013-14	Leticia Romero	38-97	.392
2012-13	Brittany Chambers	117-310	.377
2011-12	Brittany Chambers	80-257	.311
2010-11	Brittany Chambers	88-236	.373
2009-10	Taelor Karr	56-145	.386
2008-09	Kelsey Nelson	23-66	.348
2007-08	Kimberly Dietz	73-194	.376
2006-07	Kimberly Dietz	78-240	.325
2005-06	Twiggy McIntyre	57-141	.404
2004-05	Laurie Koehn	98-248	.395
2003-04	Laurie Koehn	100-230	.435
2002-03	Laurie Koehn	72-175	.411
2001-02	Laurie Koehn	122-289	.422
2000-01	Kristin Rethman	71-157	.452
1999-00	Kim Woodlee	83-194	.428
1998-99	Kim Woodlee	57-138	.413
1997-98	Kim Woodlee	67-159	.421
1996-97	Missy Decker	60-150	.400
1995-96	Missy Decker	60-166	.361
1994-95	Missy Decker	41-105	.390
1993-94	Shawnda DeCamp	91-255	.357
1992-93	Kelly Moylan	53-135	.393
1991-92	Kelly Moylan	53-135	.393
1990-91	Diana Miller	44-121	.364
1989-90	Diana Miller	45-115	.391
1988-89	Diana Miller	15-38	.395
1987-88	Diana Miller	8-35	.229

FT PERCENTAGE (min. 2 attempts/game)

Year	Player	FT-FTA	Pct.
2017-18	Peyton Williams	89-104	.856
2016-17	Kindred Wesemann	92-107	.860
2015-16	Kindred Wesemann	69-83	.831
2014-15	Haley Texada	90-123	.732
2013-14	Leticia Romero	99-128	.773
2012-13	Brittany Chambers	115-149	.772
2011-12	Jalana Childs	91-117	.778
2010-11	Jalana Childs	72-105	.686
2009-10	Brittany Chambers	65-77	.844
2008-09	Ashley Sweat	132-158	.835
2007-08	Ashley Sweat	76-99	.768
2006-07	Kimberly Dietz	63-91	.692
2005-06	Kimberly Dietz	65-75	.867
2004-05	Kendra Wecker	89-104	.856
2003-04	Kendra Wecker	59-66	.894
2002-03	Kendra Wecker	76-88	.864
2001-02	Laurie Koehn	94-105	.895
2000-01	Kristin Rethman	69-82	.841
1999-00	Nicky Ramage	107-150	.713
1998-99	Olga Firsova	63-84	.750
1997-98	Brit Jacobson	82-126	.651
1996-97	Andria Jones	105-136	.772
1995-96	Andria Jones	79-102	.775
1994-95	Shanele Stires	97-141	.688
1993-94	Andrea O'Neal	54-69	.783
1992-93	Andrea O'Neal	60-88	.682
1991-92	Jennifer Grebing	57-82	.695
1990-91	Nadira Hazim	108-129	.837
1989-90	Diana Miller	80-103	.777
1988-89	Kristie Bahner	105-132	.795
1987-88	Nadira Hazim	72-102	.706
1986-87	Susan Green	104-135	.770
1985-86	Amanda Holley	89-112	.795
1984-85	Jennifer Jones	56-70	.800
1983-84	Jennifer Jones	67-81	.827
1982-83	Angie Bonner	153-202	.757
1981-82	Tammie Romstad	80-122	.656
1980-81	Gayla Williams	56-66	.848
1979-80	Gayla Williams	64-78	.821
1978-79	LeAnn Wilcox	63-76	.829
1977-78	Gayla Williams	60-79	.759
1976-77	Kathy O'Toole	103-136	.757
1975-76	Janet Reusser	66-88	.750
1974-75	Jan Laughlin	83-116	.716
1973-74	Janet Reusser	33-47	.702

ASSISTS

Year	Player	G	Ast	Avg.
2017-18	Kayla Goth	34	226	6.6
2016-17	Kayla Middlebrook	33	106	3.2
2015-16	Shaelyn Martin	32	112	3.5
2014-15	Shaelyn Martin	33	90	2.7
2013-14	Leticia Romero	30	149	5.0
2012-13	Mariah White	32	130	4.1
2011-12	Mariah White	34	163	4.8
2010-11	Mariah White	32	126	3.9
2009-10	Kari Kincaid	32	86	2.7
2008-09	Shalee Lehnig	30	229	7.6
2007-08	Shalee Lehnig	32	203	6.3
2006-07	Shalee Lehnig	34	179	5.3
2005-06	Shalee Lehnig	34	189	5.6
2004-05	Megan Mahoney	30	106	3.5
2003-04	Megan Mahoney	31	162	5.2
2002-03	Megan Mahoney	34	164	4.8
2001-02	Megan Mahoney	34	157	4.6
2000-01	Shalondra Booker	28	118	4.4
1999-00	April Sailors	30	101	3.4
1998-99	Essence Perry	29	137	4.7
1997-98	Jenny Coalson	28	140	5.0
1996-97	Missy Decker	31	78	2.8
1995-96	Amanda Chamberlain	30	100	3.3
1994-95	Missy Decker	27	63	2.3
1993-94	Kjersten Larson	27	75	2.8
1992-93	Andrea O'Neal	27	63	2.3
1991-92	Mary Jo Miller	27	116	4.3
1990-91	Mary Jo Miller	27	175	6.5
1989-90	Mary Jo Miller	30	139	4.6
1988-89	Mary Jo Miller	29	132	4.6
1987-88	Elyse Funk	28	96	3.4
1986-87	Carlisa Thomas	31	167	5.4
1985-86	Carlisa Thomas	28	75	2.7
1984-85	Cassandra Jones	29	113	3.9
1983-84	Sheronda Jenkins	27	119	4.4
1982-83	Betsy Sloan	31	99	3.2
1981-82	Betsy Sloan	29	135	4.7

STEALS

Year	Player	Steals
2017-18	Kayla Goth	64
2016-17	Kindred Wesemann	63
2015-16	Kindred Wesemann	62
2014-15	Ashia Woods	71
2013-14	Leticia Romero	57
2012-13	Mariah White	80
2011-12	Mariah White	69
2010-11	Mariah White	49
2009-10	Taelor Karr	49
2008-09	Shalee Lehnig	48
2007-08	Shalee Lehnig	72
2006-07	Claire Coggins	64
2005-06	Shalee Lehnig	60
2004-05	Kendra Wecker	47
2003-04	Kendra Wecker	58
2002-03	Kendra Wecker	62
2001-02	Kendra Wecker	60
2000-01	Shalondra Booker	70
1999-00	Angie Finkes	26
1998-99	Essence Perry	48
1997-98	Brit Jacobson	74
1996-97	Andria Jones	66
1995-96	Brit Jacobson	57
1994-95	Shanele Stires	55
1993-94	Shanele Stires	60
1992-93	Shanele Stires	55
1991-92	Mary Jo Miller	80
1990-91	Mary Jo Miller	79
1989-90	Nadira Hazim	76
1988-89	Mary Jo Miller	68
1987-88	Nadira Hazim	67
1986-87	Carlisa Thomas	119
1985-86	Carlisa Thomas	79
1984-85	Cassandra Jones	129
1983-84	Cassandra Jones	119
1982-83	Cassandra Jones	79
1981-82	Priscilla Gary	75

REBOUNDS

Year	Player	G	Reb	Avg.
2017-18	Shaelyn Martin	34	241	7.1
2016-17	Breanna Lewis	34	280	8.2
2015-16	Breanna Lewis	32	241	7.5
2014-15	Breanna Lewis	33	211	6.4
2013-14	Leticia Romero	30	174	5.8
2012-13	Brittany Chambers	37	281	7.6
2011-12	Brittany Chambers	34	211	6.2
2010-11	Branshea Brown	32	188	5.9
2009-10	Brittany Chambers	32	185	5.8

2008-09	Shalee Lehnig	30	211	7.0
2007-08	Shalee Lehnig	32	243	7.6
2006-07	Shalee Lehnig	34	236	6.9
2005-06	Shalee Lehnig	34	224	6.6
2004-05	Kendra Wecker	29	292	10.1
2003-04	Kendra Wecker	31	250	8.1
2002-03	Nicole Ohlde	34	306	9.0
2001-02	Kendra Wecker	34	264	7.8
2000-01	Nicole Ohlde	28	220	8.1
1999-00	Angie Finkes	30	200	6.7
1998-99	Nicky Ramage	30	187	6.2
1997-98	Jenny Coalson	28	184	6.6
1996-97	Andria Jones	31	219	7.1
1995-96	Andria Jones	30	169	6.5
1994-95	Shanelee Stires	27	223	8.3
1993-94	Shanelee Stires	27	234	8.7
1992-93	Shanelee Stires	27	244	9.0
1991-92	Leah Honeycutt	28	222	7.9
1990-91	Kristie Bahner	27	191	7.1
1989-90	Kristie Bahner	30	207	6.9
1988-89	Kristie Bahner	29	205	7.1
1987-88	Diana Miller	28	195	6.9
1986-87	Carlisa Thomas	31	321	10.2
1985-86	Carlisa Thomas	28	230	8.2
1984-85	Carlisa Thomas	25	214	8.6
1983-84	Tina Dixon	27	187	6.9
1982-83	Angie Bonner	32	238	7.4
1981-82	Tammie Romstad	32	251	7.8
1980-81	Tammie Romstad	14	116	8.3
	Shelly Hughes	33	273	8.3
1979-80	Tammie Romstad	35	337	9.6
1978-79	Beth Boggs	31	202	6.5
1977-78	Beth Boggs	34	377	7.3
1976-77	Laurie Miller	34	282	8.3
1975-76	Marsha Poppe	34	287	8.4
1974-75	Jan Laughlin	33	254	7.7

MOST GAMES vs. AP RANKED FOES - SINGLE SEASON

Rk.	Season	Games	Record
1.	2016-17	12	4-8
	2001-02	12	6-6
3.	2017-18	11	2-9
	2009-10	11	2-9
5.	2012-13	10	1-9
	2003-04	10	5-5
	1996-97	10	4-6

MOST WINS vs. AP RANKED FOES - SINGLE SEASON

Rk.	Season	Wins
1.	2001-02	6
2.	2003-04	5
	1998-99	5
	1979-80	5
5.	2016-17	4
	2007-08	4
	2002-03	4
	1996-97	4
	1978-79	4
9.	2011-12	3
	2004-05	3
	1982-83	3
	1981-82	3
	1980-81	3
	1977-78	3

BEST WINNING PCT vs. AP RANKED FOES - SINGLE SEASON

Rk.	Season	Record	Pct.
1.	2002-03	4-3	.571
2.	1998-99	5-4	.556
	1979-80	5-4	.556
4.	2007-08	4-4	.500
	2003-04	5-5	.500
	2001-02	6-6	.500
	1981-82	3-3	.500

LONGEST WINNING STREAKS vs. RANKED OPPONENTS

Rk.	Dates	Streak
1.	Jan. 2, 2002 to Feb. 2, 2002	5
2.	Jan. 9, 2008 to Feb. 2, 2008	4
	Jan. 10, 2004 to Feb. 29, 2004	4
4.	Jan. 11, 2003 to March 6, 2003	3
	Dec. 20, 1980 to Jan. 17, 1981	3
	Jan. 28, 1980 to March 8, 1980	3

LONGEST LOSING STREAK vs. RANKED OPPONENTS

Rk.	Dates	Streak
1.	March 15, 1984 to Feb. 12, 1995	34

TOTAL GAMES WHEN K-STATE & OPPONENT RANKED

Total Games	Record
85	34-51

TEAM	AP RANK	RESULT	LOCALE	DATE
Baylor	3	L, 54-83	N	3/3/18
Texas	6	L, 54-76	A	2/10/18
TCU	24	L, 63-68	H	1/24/18
Baylor	4	L, 50-75	A	1/20/18
Oklahoma State	20	W, 80-64	H	1/13/18
Texas	8	L, 64-75	H	1/7/18
West Virginia	12	W, 60-52	A	1/3/18
Oklahoma State	24	L, 68-76	A	12/31/17
Baylor	6	L, 58-88	H	12/28/17
Missouri	19	L, 59-73	A	11/30/17
UCLA	5	L, 55-64	N	11/24/17
Stanford	6	L, 48-69	H	3/20/17

TEAM	AP RANK	RESULT	LOCALE	DATE
Drake	20	W, 67-54	H	3/18/17
Baylor	2	L, 71-88	N	3/5/17
Texas	12	L, 61-69	H	2/27/17
Oklahoma	16	W, 79-71	H	2/21/17
Texas	12	L, 58-63	A	2/4/17
Baylor	2	L, 49-91	H	1/25/17
Oklahoma	20	L, 80-85 (OT)	A	1/4/17
West Virginia	12	W, 88-71	H	1/1/17
Baylor	3	L, 57-87	A	12/29/16
Connecticut	1	L, 58-75	H	12/11/16
Auburn	23	W, 71-66	H	12/1/16
South Carolina	2	L, 47-73	A	3/20/16
Baylor	4	L, 52-63	H	2/27/16
Texas	8	L, 51-58	A	2/17/16
Oklahoma	21	W, 87-71	H	2/9/16
Baylor	4	L, 52-87	A	2/3/16
Texas	6	L, 51-66	H	1/30/16
Oklahoma	17	L, 58-68	A	1/10/16
Connecticut	1	L, 57-97	A	11/23/15
Baylor	6	L, 70-82	N	3/7/15
Texas	20	W, 66-57	H	2/4/15
Baylor	3	L, 46-68	A	1/24/15
Oklahoma State	21	L, 47-69	A	1/14/15
Baylor	5	L, 44-74	H	1/6/15
Oklahoma State	15	L, 62-67	A	3/1/14
West Virginia	13	L, 40-61	H	2/22/14
West Virginia	17	L, 44-84	A	2/8/14
Iowa State	23	L, 65-84	A	2/1/14
Baylor	12	L, 48-71	A	1/22/14
Iowa State	13	W, 80-74	H	1/18/14
Oklahoma State	15	L, 51-58	H	1/8/14
Baylor	9	L, 63-92	H	1/2/14
Baylor	1	L, 47-80	N	3/9/13
Baylor	1	L, 68-90	A	3/4/13
Oklahoma State	25	L, 45-80	A	2/16/13
Iowa State	25	L, 71-87	A	2/9/13
Oklahoma	23	L, 68-74	H	2/6/13
Oklahoma State	12	W, 76-70 (OT)	H	1/23/13
Baylor	1	L, 69-90	H	1/16/13
Kansas	21	L, 63-72	A	1/2/13
Notre Dame	5	L, 57-87	N	12/20/12
Texas A&M	22	L, 60-83	N	12/19/12
Connecticut	3	L, 26-72	N	3/19/12
Princeton	24	W, 67-64	N	3/17/12
Baylor	1	L, 65-85	N	3/9/12
Texas A&M	15	L, 36-67	A	2/8/12
Baylor	1	L, 41-70	H	2/4/12
Baylor	1	L, 41-76	A	1/21/12
Texas Tech	10	W, 62-61	A	1/14/12
Texas A&M	9	W, 71-69	H	1/4/12
Purdue	15	L, 42-46	N	11/25/11
Baylor	3	L, 53-86	N	3/11/11
Texas A&M	5	W, 71-67	H	3/2/11
Iowa State	25	L, 51-58	H	2/26/11
Baylor	3	L, 48-75	A	2/23/11
Iowa State	22	L, 53-61	A	2/13/11
Oklahoma	15	L, 45-52	A	1/12/11
Iowa	18	L, 62-68	A	12/5/10

TEAM	AP RANK	RESULT	LOCALE	DATE
St. John's	14	W, 64-53	H	11/13/10
Nebraska	3	L, 46-63	N	3/12/10
Nebraska	3	L, 72-82	H	3/6/10
Iowa State	15	L, 39-48	A	2/27/10
Oklahoma	11	L, 58-64	H	2/21/10
Texas	12	L, 41-62	A	2/17/10
Texas A&M	13	L, 63-69	A	2/13/10
Baylor	15	L, 47-65	H	2/3/10
Iowa State	22	W, 73-67	H	1/31/10
Nebraska	7	L, 56-71	A	1/23/10
Oklahoma State	15	L, 56-66	A	1/16/10
Kansas	24	W, 59-35	H	1/9/10
Vanderbilt	14	L, 61-74	N	3/23/09
Texas A&M	10	L, 63-65	N	3/13/09
Texas	15	W, 66-50	H	3/4/09
Texas A&M	12	L, 45-71	H	3/1/09
Baylor	7	L, 50-59	A	2/7/09
Iowa State	22	L, 50-60	A	1/31/09
Iowa State	20	W, 59-52	H	1/17/09
Oklahoma	3	L, 48-64	A	1/14/09
Louisville	19	L, 63-80	N	3/25/08
Oklahoma	11	L, 65-68	H	2/20/08
Baylor	6	L, 49-63	H	2/2/08
Oklahoma State	14	W, 68-63	A	1/27/08
Colorado	25	W, 67-60	H	1/19/08
Texas	15	W, 77-74 (OT)	A	1/13/08
Texas A&M	13	W, 67-54	A	1/9/08
Michigan State	18	L, 65-68	N	11/22/07
Nebraska	21	L, 55-62	H	2/7/07
Baylor	13	L, 70-79	A	1/20/07
Texas A&M	17	W, 48-45	H	1/13/07
Oklahoma	8	L, 58-78	A	1/3/07
Baylor	10	L, 74-79 (OT)	N	3/8/06
Baylor	10	L, 70-79	H	2/25/06
Oklahoma	9	L, 64-78	H	2/21/06
Vanderbilt	18	L, 60-63	N	3/21/05
Baylor	6	L, 55-68	N	3/12/05
Texas	11	W, 72-69	N	3/10/05
Texas	13	L, 60-64	H	2/16/05
Baylor	8	L, 62-72	A	2/2/05
Iowa State	18	W, 74-52	H	1/25/05
Texas Tech	10	W, 55-53	A	1/22/05
Duke	10	L, 51-63	N	11/27/04
Minnesota	24	L, 61-80	A	3/23/04
Oklahoma	19	L, 66-78	N	3/11/04
Texas Tech	9	W, 85-73	H	3/3/04
Texas	5	L, 63-65	A	2/29/04
Colorado	11	W, 79-53	H	2/8/04
Oklahoma	20	W, 74-65	H	1/31/04
Baylor	16	W, 85-65	H	1/27/04
Colorado	14	W, 76-69	A	1/10/04
Penn State	7	L, 56-69	N	11/29/03
Purdue	7	L, 69-79	A	11/16/03
Texas Tech	8	L, 65-71	N	3/13/03
Texas Tech	8	L, 64-73	A	3/6/03
Oklahoma	19	W, 74-45	A	2/1/03
Texas	17	W, 71-69	H	1/25/03
Colorado	24	W, 61-36	H	1/11/03

TEAM	AP RANK	RESULT	LOCALE	DATE
Stanford	7	L, 57-63	A	11/30/02
Penn State	14	W, 88-66	H	11/24/02
Old Dominion	15	L, 68-82	N	3/23/02
Oklahoma	4	L, 49-69	N	3/7/02
Texas	12	W, 79-63	N	3/6/02
Colorado	11	L, 58-79	A	2/23/02
Oklahoma	4	L, 68-76	H	2/13/02
Iowa State	16	L, 72-86	H	2/2/02
Texas	14	W, 80-76	A	1/30/02
Texas Tech	12	W, 76-63	H	1/27/02
Colorado	21	W, 75-72	H	1/9/02
Baylor	7	W, 89-75	H	1/5/02
Iowa State	4	W, 69-63	A	1/2/02
Arizona State	21	L, 58-76	N	11/25/01
Baylor	24	L, 44-60	N	3/6/01
Baylor	24	L, 57-74	A	2/28/01
Colorado	16	L, 56-74	A	2/24/01
Oklahoma	10	L, 60-79	A	2/14/01
Iowa State	9	L, 52-81	A	2/19/01
Texas Tech	12	L, 41-72	A	1/31/01
Texas	17	W, 72-63	H	1/17/01
Iowa State	7	L, 58-84	H	1/3/01
Oklahoma	24	L, 56-64	H	2/22/00
Kansas	24	L, 43-61	A	2/19/00
Iowa State	8	W, 69-63	H	2/13/00
Iowa State	6	L, 61-64	A	1/25/00
Texas Tech	15	L, 47-51	H	1/18/00
Kansas	23	L, 54-70	H	1/8/00
Oregon	10	L, 69-79	N	12/10/99
NC State	7	L, 72-73	N	11/27/99
Texas Tech	9	L, 55-74	N	3/3/99
Kansas	22	W, 69-58	H	2/27/99
Iowa State	19	L, 53-86	A	2/20/99
Iowa State	16	W, 70-63	H	2/10/99
Kansas	24	L, 45-66	A	1/31/99
Texas	6	W, 75-65	H	1/16/99
Nebraska	24	W, 79-67	H	1/13/99
Texas Tech	7	L, 60-73	A	1/9/99
Santa Clara	24	W, 66-64	A	12/30/98
Texas Tech	6	L, 62-67	H	2/28/98
Iowa State	24	L, 50-80	H	2/18/98
Texas	7	L, 57-73	A	2/11/98
Iowa State	24	L, 46-64	A	1/28/98
Nebraska	20	L, 47-78	H	1/17/98
Nebraska	14	L, 58-80	A	1/4/98
Kansas	9	W, 73-58	N	3/6/97
Texas Tech	15	W, 76-68	N	3/5/97
Kansas	12	L, 46-62	H	2/22/97
Nebraska	23	W, 47-45	H	2/12/97
Colorado	18	L, 58-71	A	1/29/97
Texas Tech	14	L, 61-76	A	1/18/97
Nebraska	16	L, 47-53	A	1/15/97
Texas	7	W, 68-67	H	1/11/97
Kansas	18	L, 54-70	A	1/4/97
Florida	23	L, 67-89	A	12/30/96
Kansas	21	L, 64-70	N	3/2/96
Kansas	24	L, 56-66	A	2/25/96
Colorado	16	L, 50-54	A	2/5/96

TEAM	AP RANK	RESULT	LOCALE	DATE
Oklahoma State	19	W, 81-68 (OT)	H	1/19/96
Colorado	13	L, 58-64	H	1/7/96
Northwestern	25	L, 77-86 (OT)	N	12/18/95
Colorado	3	L, 74-77	H	2/26/95
Kansas	15	W, 80-73	H	2/12/95
Colorado	5	L, 66-76	A	1/27/95
Kansas	14	L, 62-73	A	1/15/95
Kansas	12	L, 54-65	H	2/26/94
Colorado	7	L, 57-66	A	2/6/94
Kansas	7	L, 50-77	A	1/30/94
Colorado	4	L, 58-65	H	1/7/94
Ohio State	16	L, 70-105	A	12/19/93
Colorado	6	L, 41-55	N	3/6/93
Oklahoma State	24	L, 53-63	H	2/21/93
Nebraska	23	L, 50-69	A	2/12/93
Colorado	5	L, 51-61	H	2/7/93
Oklahoma State	22	L, 54-72	A	1/22/93
Colorado	7	L, 33-61	A	1/8/93
Kansas	18	L, 49-67	A	2/23/92
Nebraska	22	L, 62-76	A	2/8/92
Kansas	20	L, 52-82	H	2/2/92
Purdue	9	L, 52-75	N	12/6/91
Oklahoma State	25	L, 61-79	N	2/20/91
Clemson	21	L, 61-68	H	11/25/90
Oklahoma State	25	L, 66-75	A	2/21/90
Louisiana Tech	1	L, 54-100	A	1/6/90
Maryland	17	L, 66-74	H	11/24/89
Colorado	10	L, 71-87	A	2/15/89
Louisiana Tech	2	L, 45-77	H	1/28/88
Louisiana Tech	2	L, 45-67	A	12/6/86
Oklahoma	17	L, 77-94	A	2/11/86
Oklahoma	14	L, 72-83	H	1/22/86
Western Kentucky	7	L, 69-95	N	1/3/86
Tennessee	11	L, 56-68	N	12/6/85
Louisiana Tech	4	L, 63-73	H	11/23/85
Oklahoma	20	L, 85-92	A	1/26/85
Louisiana Tech	7	L, 75-83	A	1/9/85
Texas	2	L, 48-74	A	12/15/84
NE Louisiana	13	L, 73-78	N	3/15/84
Missouri	9	W, 84-75	N	3/10/84
Missouri	7	W, 100-84	H	3/3/84
Missouri	12	L, 66-91	A	2/8/84
Old Dominion	7	L, 64-92	A	1/5/84
Texas	8	L, 78-82	H	12/30/83
Texas	3	L, 70-73 (OT)	N	3/25/83
Missouri	17	L, 65-75	N	3/12/83
Missouri	19	L, 55-67	A	2/15/83
Missouri	12	W, 88-77	H	1/12/83
Clemson	15	W, 92-72	A	1/5/83
Texas	10	L, 73-93	A	12/11/82
Old Dominion	2	W, 58-50	H	12/4/82
Cheyney State	2	L, 71-93	N	3/20/82
Old Dominion	7	W, 76-67	N	3/18/82
Colorado	15	W, 76-71	H	1/16/82
Tennessee	20	L, 68-83	A	1/7/82
Detroit	19	W, 70-35	H	12/20/81
South Carolina	4	L, 65-81	H	11/28/81
Kansas	6	L, 63-74	A	2/17/81

TEAM	AP RANK	RESULT	LOCALE	DATE
Kansas	5	L, 68-86	H	1/27/81
Kansas	5	L, 60-85	A	1/17/81
Illinois	18	W, 67-52	N	1/8/81
Stephen F. Austin	13	W, 83-75	H	1/5/81
South Carolina	12	W, 82-62	N	12/20/80
UCLA	10	L, 70-83	A	12/19/80
Tennessee	2	L, 64-84	A	3/15/80
Kansas	15	L, 80-89	N	3/8/80
Kansas	10	W, 79-74	N	2/29/80
Kansas	10	W, 61-52	H	2/25/80
Kansas	9	W, 67-66	A	1/28/80
Kansas	9	L, 60-85	A	1/26/80
Cheyney State	11	W, 68-51	N	1/25/80
Colorado	20	W, 81-69	N	1/19/80
Rutgers	7	L, 56-81	A	1/8/80
Valdosta State	11	L, 92-104	N	3/17/79
Old Dominion	1	L, 75-96	N	3/16/79
Kansas	17	L, 59-75	N	3/11/79
Kansas	16	W, 92-91 (20T)	A	2/26/79
Missouri	19	W, 64-62	A	2/6/79
UCLA	14	L, 60-64	H	2/2/79
Kansas	18	W, 73-65	H	1/30/79
Missouri	19	L, 60-71	H	12/12/78
Wayland Baptist	6	W, 76-71	A	12/5/78
Missouri	13	L, 68-70	H	3/11/78
Kansas	17	W, 74-68	H	2/21/78
Missouri	15	W, 71-61	H	2/4/78
UCLA	11	L, 62-123	A	1/20/78
Ohio State	17	L, 55-65	A	12/17/77
Missouri	14	W, 76-66	A	12/9/77
Wayland Baptist	3	L, 56-70	H	12/2/77
Tennessee Tech	6	L, 58-68	N	3/25/77
Tennessee	5	L, 69-81	N	3/24/77
William Penn	20	L, 61-75	A	1/28/77
Wayland Baptist	1	L, 64-72	H	1/11/77
William Penn	6	W, 57-53	H	12/10/76
Stephen F. Austin	4	W, 63-46	A	1/9/76

KANSAS STATE IN THE NCAA TOURNAMENT (13-15)

1982		
1st	(4) K-State 78, (5) Stephen F. Austin 75	Manhattan, Kan.
Sweet 16	(4) K-State 76, (1) Old Dominion 67	Manhattan, Kan.
Elite 8	(2) Cheyney State 93, (4) K-State 71	Raleigh, N.C.
1983		
1st	(3) K-State 91, (6) Illinois State 72	Manhattan, Kan.
Sweet 16	(2) Texas 73, (3) K-State 70 (OT)	Ruston, La.
1984		
1st	(6) NE Louisiana 78, (3) K-State 73	Monroe, La.
1988		
1st	(8) Northwestern 62, (9) K-State 61 (OT)	Evanston, Ill.
1997		
1st	(7) Saint Joseph's 70, (10) K-State 52	Tuscaloosa, Ala.
2002		
1st	(3) K-State 93, (14) Kent State 65	Manhattan, Kan.
2nd	(3) K-State 82, (6) Arkansas 68	Manhattan, Kan.
Sweet 16	(5) Old Dominion 88, (3) K-State 62	Milwaukee, Wis.
2003		
1st	(3) K-State 79, (14) Harvard 69	Manhattan, Kan.
2nd	(11) Notre Dame 59, (3) K-State 53	Manhattan, Kan.
2004		
1st	(2) K-State 71, (15) Valparaiso 63	Minneapolis, Minn.
2nd	(7) Minnesota 80, (2) K-State 61	Minneapolis, Minn.
2005		
1st	(4) K-State 70, (13) Bowling Green 60	Seattle, Wash.
2nd	(5) Vanderbilt 63, (4) K-State 60	Seattle, Wash.
2008		
1st	(5) K-State 69, (12) Chattanooga 59	Bridgeport, Conn.
2nd	(4) Louisville 80, (5) K-State 63	Bridgeport, Conn.
2009		
1st	(5) K-State 68, (12) Drexel 44	Albuquerque, N.M.
2nd	(4) Vanderbilt 74, (5) K-State 61	Albuquerque, N.M.
2011		
1st	(9) Purdue 53, (8) K-State 45	Storrs, Conn.
2012		
1st	(8) K-State 67, (9) Princeton 64	Bridgeport, Conn.
2nd	(1) Connecticut 72, (8) K-State 26	Bridgeport, Conn.
2016		
1st	(9) K-State 56, (8) George Washington 51	Columbia, S.C.
2nd	(1) South Carolina 73, (9) K-State 47	Columbia, S.C.
2017		
1st	(7) K-State 67, (10) Drake 54	Manhattan, Kan.
2nd	(2) Stanford 69, (7) K-State 48	Manhattan, Kan.

K-STATE RECORD BY SEED IN NCAA TOURNAMENT

Seed	K-State vs.	K-State as
No. 1	1-2	--
No. 2	0-3	1-1
No. 3	--	4-4
No. 4	0-2	3-2
No. 5	1-2	2-2
No. 6	2-1	--
No. 7	0-2	1-1
No. 8	1-1	1-2
No. 9	1-1	1-2
No. 10	1-0	0-1
No. 11	0-1	--
No. 12	2-0	--
No. 13	1-0	--
No. 14	2-0	--
No. 15	1-0	--
No. 16	--	--

RECORD BY NCAA CHAMPIONSHIP LOCATION

Location	Record
Manhattan.....	7-2
Raleigh, N.C.	0-1
Ruston, La.	0-2
Monroe, La.	0-1
Evanston, Ill.	0-1
Tuscaloosa, Ala.	0-1
Milwaukee, Wis.	0-1
Minneapolis, Minn.	1-1
Seattle, Wash.	1-1
Bridgeport, Conn.....	2-2
Albuquerque, N.M.....	1-1
Storrs, Conn.	0-1
Columbia, S.C.....	1-1

KANSAS STATE TEAM SINGLE GAME RECORDS

Points	93 vs. Kent State (3/15/02)
Points (Half)	48 vs. Kent State (3/15/02)
FGs Made	39 vs. Illinois State (3/19/83)
FGs Attempted	68 vs. Kent State (3/15/02)
FG Pct.	.629 (39-62) vs. Illinois State (3/19/83)
3PT FGs Made	9, twice - vs. Harvard (3/23/03) & vs. Old Dominion (3/23/02)
3PT FGs Attempted	30 vs. Harvard (3/23/03)
FTs Made	30 vs. Old Dominion (3/18/82)
FTs Attempted	34 vs. Old Dominion (3/18/82)
FT Pct.	1.000 (21-21)** vs. Chattanooga (3/23/08)
Rebounds	50 vs. Bowling Green (3/19/05)
Assists	21, twice - vs. Kent State (3/15/02) & vs. Drake (3/18/17)
Turnovers	34 vs. Texas (3/25/83)
Blocked Shots	10, twice; Last: vs. George Washington (3/18/16)
Steals	15 vs. Texas (3/25/83)
Personal Fouls	23, vs. George Washington (3/18/16)

** NCAA Tournament Game Record

OPPONENT TEAM SINGLE GAME RECORDS

Points	93, Cheyney State (3/20/82)
Points (Half)	48, Cheyney State (3/20/82)
FGs Made	42, Cheyney State (3/20/82)
FGs Attempted	81, Stephen F. Austin (3/13/82)
FG Pct	.655 (38-58), Old Dominion (3/23/02)
3PT FGs Made	11, Harvard (3/23/03)
3PT FGs Attempted	31, Harvard (3/23/03)
3PT FG Pct	.588 (10-17), Saint Joseph's (3/14/97)
FTs Made	22, twice - Minnesota (3/23/04) & NE Louisiana (3/15/84)
FT Attempted	32, Texas (3/25/83)
FT Pct	.917 (22-24), NE Louisiana (3/15/84)
Rebounds	50, George Washington (3/18/16)
Assists	25, Old Dominion (3/23/02)
Turnovers	25, Texas (3/25/83)
Blocked Shots	11, George Washington (3/18/16)
Steals	23, Texas (3/25/83)
Personal Fouls	25, Old Dominion (3/18/82)

INDIVIDUAL GAME

POINTS

1.	Kendra Wecker, vs. Vanderbilt (3/21/05)	29
2.	Angie Bonner, vs. Illinois State (3/19/83)	27
	Laurie Koehn, vs. Kent State (3/15/02)	27
4.	Laurie Koehn, vs. Arkansas (3/17/02)	25
	Nicole Ohlde, vs. Valparaiso (3/21/04)	25
	Kendra Wecker, vs. Bowling Green (3/19/05)	25
7.	Priscilla Gary, vs. Stephen F. Austin (3/13/82)	24
	Jennifer Jones, vs. NE Louisiana (3/15/84)	24
	Andria Jones, vs. St. Joseph's (3/14/97)	24
10.	Susan Green, at Northwestern (3/11/87)	23
	Nicole Ohlde, vs. Old Dominion (3/23/02)	23
	Laurie Koehn, vs. Notre Dame (3/25/03)	23
	Nicole Ohlde, vs. Minnesota (3/23/04)	23
	Breanna Lewis, vs. Drake (3/18/17)	23

FIELD GOALS MADE

1.	Kendra Wecker, vs. Vanderbilt (3/21/05)	12
2.	Jennifer Jones, vs. NE Louisiana (3/15/84)	11
	Breanna Lewis, vs. Drake (3/18/17)	11
4.	Tammie Romstad, vs. Stephen F. Austin (3/13/82)	10
	Priscilla Gary, vs. Stephen F. Austin (3/13/82)	10
	Andria Jones, vs. St. Joseph's (3/14/97)	10
	Laurie Koehn, vs. Kent State (3/15/02)	10
	Branshea Brown, vs. Princeton (3/17/12)	10

FIELD GOALS ATTEMPTED

1.	Kendra Wecker, vs. Vanderbilt (3/21/05)	21
2.	Brittany Chambers, vs. Purdue (3/20/11)	20
3.	Priscilla Gary, vs. Stephen F. Austin (3/13/82)	19
	Priscilla Gary, vs. Cheyney State (3/20/82)	19
	Laurie Koehn, vs. Notre Dame (3/25/03)	19
	Laurie Koehn, vs. Bowling Green (3/19/05)	19
	Breanna Lewis, vs. South Carolina (3/20/16)	19

3-POINT FIELD GOALS MADE

1.	Laurie Koehn, vs. Notre Dame (3/25/03)	7
2.	Laurie Koehn, vs. Bowling Green (3/19/05)	6
3.	Laurie Koehn, vs. Kent State (3/15/02)	5
4.	Laurie Koehn, vs. Harvard (3/23/03)	4
	Laurie Koehn, vs. Valparaiso (3/21/04)	4
	Brittany Chambers, vs. Purdue (3/20/11)	4
	Kindred Wesemann, vs. Drake (3/18/17)	4

3-POINT FIELD GOAL ATTEMPTED

1.	Laurie Koehn, vs. Notre Dame (3/25/03)	17
2.	Laurie Koehn, vs. Harvard (3/23/03)	13
	Laurie Koehn, vs. Bowling Green (3/19/05)	13
	Laurie Koehn, vs. Vanderbilt (3/21/05)	13
5.	Brittany Chambers, vs. Purdue (3/20/11)	12
	Brittany Chambers, vs. Connecticut (3/19/12)	12
	Kindred Wesemann, vs. Drake (3/18/17)	12
8.	Laurie Koehn, vs. Old Dominion (3/23/02)	11
9.	Laurie Koehn, vs. Kent State (3/15/02)	10

FREE THROWS MADE

1.	Nicole Ohlde, vs. Valparaiso (3/21/04)	15
2.	Kendra Wecker, vs. Bowling Green (3/19/05)	12
3.	Angie Bonner, vs. Old Dominion (3/18/82)	11
	Angie Bonner, vs. Illinois State (3/19/83)	11
	Nicole Ohlde, vs. Arkansas (3/17/02)	11
6.	Tammie Romstad, vs. Old Dominion (3/18/82)	9
	Nicole Ohlde, vs. Old Dominion (3/23/02)	9
	Nicole Ohlde, at Minnesota (3/23/04)	9

FREE THROWS ATTEMPTED

1.	Nicole Ohlde, vs. Valparaiso (3/21/04)	21
2.	Angie Bonner, vs. Cheyney State (3/20/82)	14
	Nicole Ohlde, vs. Arkansas (3/17/02)	14
4.	Angie Bonner, vs. Old Dominion (3/18/82)	13
5.	Nicole Ohlde, at Minnesota (3/23/04)	12
	Kendra Wecker, vs. Bowling Green (3/19/05)	12
7.	Angie Bonner, vs. Illinois State (3/19/82)	11
8.	Angie Bonner, vs. Stephen F. Austin (3/13/82)	10
	Tammie Romstad, vs. Old Dominion (3/18/82)	10
	Nicole Ohlde, vs. Old Dominion (3/23/02)	10

REBOUNDS

1.	Tammie Romstad, vs. Stephen F. Austin (3/13/82)	15
2.	Angie Bonner, vs. Texas (3/25/83)	13
	Kendra Wecker, vs. Valparaiso (3/21/04)	13
4.	Kendra Wecker, vs. Bowling Green (3/19/05)	12
	Brittany Chambers, vs. Purdue (3/20/11)	12
6.	Nicole Ohlde, vs. Arkansas (3/17/02)	11
	Megan Mahoney, vs. Arkansas (3/17/02)	11
	Nicole Ohlde, vs. Notre Dame (3/25/05)	11
	Breanna Lewis, vs. Drake (3/18/17)	11

ASSISTS

1.	Shalee Lehning, vs. Drexel (3/21/09)	13
2.	Betsy Sloan, vs. Stephen F. Austin (3/13/82)	8
	Cassandra Jones, vs. NE Louisiana (3/15/84)	8
	Megan Mahoney, vs. Kent State (3/15/02)	8
5.	Betsy Sloan, vs. Illinois St. (3/19/83) & Cheyney St. (3/20/82)	7
	Shalee Lehning, vs. Chattanooga (3/23/08)	7
	Kindred Wesemann, vs. George Washington (3/18/16)	7
	Karyla Middlebrook, vs. Drake (3/18/17)	7

STEALS

1.	Shalee Lehning, vs. Chattanooga (3/23/08)	6
2.	Cassandra Jones, vs. Texas (3/25/83)	4
	Carlisa Thomas, at Northwestern (3/11/87)	4

BLOCKS

1.	Breanna Lewis, vs. George Washington (3/18/16)	6
2.	Shana Wheeler, vs. Bowling Green (3/19/05)	4

DOUBLE-DOUBLES

1.	Kendra Wecker.....2	3.	Breanna Lewis.....1
vs. Bowling Green (3/19/05); 25 pts, 12 rebs		vs. Drake (3/18/17); 23 pts, 11 rebs	
vs. Valparaiso (3/21/04); 15 pts, 13 rebs		Brittany Chambers.....1	
Nicole Ohlde.....2		vs. Purdue (3/20/11); 18 pts, 12 rebs	
vs. Notre Dame (3/25/03); 15 pts, 11 rebs		Megan Mahoney.....1	
vs. Arkansas (3/17/02); 19 pts, 11 rebs		vs. Arkansas (3/17/02); 10 pts, 11 rebs	
		Angie Bonner.....1	
		vs. Texas (3/25/83); 18 pts, 13 rebs	
		Tammie Romstad.....1	
		vs. SFA (3/13/82); 22 pts, 15 rebs	

INDIVIDUAL CAREER

GAMES

Rk.	Player (Years)	Games
1.	Kendra Wecker (2001-05)	9
	Laurie Koehn (2001-05)	9
	Brie Madden (2001-05)	9
4.	Chelsea Domenico (2001-05)	8
5.	Nicole Ohlde (2000-04)	7
	Megan Mahoney (2001-05)	7
	Amy Dutmer (2000-04)	7
8.	Angie Bonner (1982-84)	6
9.	Priscilla Gary (1981-83)	5
	Barbara Gilmore (1981-83)	5
	Betsy Sloan (1980-83)	5
	Jalana Childs (2009-12)	5

POINTS (MIN. 50 PTS SCORED)

Rk.	Player (Years)	Pts	PPG
1.	Kendra Wecker (2001-05)	159	17.7
2.	Laurie Koehn (2001-05)	151	16.8
3.	Nicole Ohlde (2000-04)	147	21.0
4.	Angie Bonner (1981-84)	101	16.8
5.	Priscilla Gary (1981-83)	90	18.0
6.	Breanna Lewis (2013-17)	66	16.5
7.	Megan Mahoney (2001-05)	55	7.9
8.	Marlies Gipson (2005-09)	54	13.5
9.	Ashley Sweat (2006-10)	50	12.5

FIELD GOALS MADE (MIN. 20 FGM)

Rk.	Player (Years)	FGM
1.	Kendra Wecker (2001-05)	59
2.	Laurie Koehn (2001-05)	50
3.	Nicole Ohlde (2000-04)	41
4.	Priscilla Gary (1981-83)	38
5.	Angie Bonner (1981-84)	29
	Breanna Lewis (2013-17)	29
7.	Marlies Gipson (2005-09)	24

FIELD GOALS ATTEMPTED (MIN. 50 FGA)

Rk.	Player (Years)	FGA
1.	Laurie Koehn (2001-05)	125
2.	Kendra Wecker (2001-05)	118
3.	Priscilla Gary (1981-83)	74
4.	Nicole Ohlde (2000-04)	63
5.	Breanna Lewis (2013-17)	54

FIELD GOAL PCT (MIN. 50 FGA)

Rk.	Player (Years)	FG Pct	FGM-FGA
1.	Nicole Ohlde (2000-04)	.651	41-63
2.	Breanna Lewis (2013-17)	.537	29-54
3.	Priscilla Gary (1981-83)	.513	38-74
4.	Kendra Wecker (2001-05)	.500	59-118
5.	Laurie Koehn (2001-05)	.400	50-125

3-POINT FIELD GOALS MADE

Rk.	Player (Years)	3FGM
1.	Laurie Koehn (2001-05)	35
2.	Kendra Wecker (2001-05)	13
3.	Kari Kincaid (2006-10)	9
4.	Kindred Wesemann (2013-17)	8
5.	Brittany Chambers (2009-13)	7

3-POINT FIELD GOALS ATTEMPTED

Rk.	Player (Years)	3FGA
1.	Laurie Koehn (2001-05)	92
2.	Kendra Wecker (2001-05)	27
3.	Brittany Chambers (2009-13)	25
	Kindred Wesemann (2013-17)	25
5.	Kari Kincaid (2006-10)	24

3-POINT FIELD GOAL PCT (MIN. 20 3FGA)

Rk.	Player (Years)	3FG Pct	3FGM-3FGA
1.	Kendra Wecker (2001-05)	.481	13-27
2.	Laurie Koehn (2001-05)	.380	35-92
3.	Kari Kincaid (2006-10)	.375	9-24
4.	Kindred Wesemann (2013-17)	.320	8-25
5.	Brittany Chambers (2009-13)	.280	7-25

FREE THROWS MADE (MIN. 10 FTM)

Rk.	Player (Years)	FTM
1.	Nicole Ohlde (2000-04)	55
2.	Angie Bonner (1981-84)	43
3.	Kendra Wecker (2001-05)	28
4.	Megan Mahoney (2001-05)	17
5.	Laurie Koehn (2001-05)	16
6.	Priscilla Gary (1981-83)	14
7.	Tammie Romstad (1979-82)	12
8.	Shalee Lehning (2005-09)	11

FREE THROWS ATTEMPTED (MIN. 10 FTA)

Rk.	Player (Years)	FTA
1.	Nicole Ohlde (2000-04)	68
2.	Angie Bonner (1981-84)	58
3.	Kendra Wecker (2001-05)	32
4.	Megan Mahoney (2001-05)	22
5.	Priscilla Gary (1981-83)	19
6.	Breanna Lewis (2013-17)	18
7.	Laurie Koehn (2001-05)	17
8.	Tammie Romstad (1979-82)	16
9.	Shalee Lehning (2005-09)	13

FREE THROW PCT (MIN. 10 FTA)

Rk.	Player (Years)	FT Pct	FTM-FTA
1.	Laurie Koehn (2001-05)	.941	16-17
2.	Kendra Wecker (2001-05)	.875	28-32
3.	Shalee Lehning (2005-09)	.846	11-13
4.	Nicole Ohlde (2000-04)	.809	55-68
5.	Megan Mahoney (2001-05)	.773	17-22
6.	Tammie Romstad (1979-82)	.750	12-16
7.	Angie Bonner (1981-84)	.741	43-58
8.	Priscilla Gary (1981-83)	.737	14-19
9.	Breanna Lewis (2013-17)	.444	8-18

REBOUNDS (MIN. 30 REBS)

Rk.	Player (Years)	Rebs	RPG
1.	Kendra Wecker (2001-05)	60	6.7
2.	Nicole Ohlde (2000-04)	52	7.4
3.	Angie Bonner (1981-84)	43	7.2
4.	Megan Mahoney (2001-05)	41	5.9
5.	Breanna Lewis (2013-17)	32	8.0

ASSISTS (MIN. 20 ASSTS)

Rk.	Player (Years)	Assts	APG
1.	Megan Mahoney (2001-05)	31	4.4
2.	Shalee Leehning (2005-09)	30	7.5
3.	Betsy Sloan (1980-83)	29	5.8
4.	Nicole Ohlde (2000-04)	24	3.4
5.	Kindred Wesemann (2013-17)	20	5.0

STEALS (MIN. 5 STLs)

Rk.	Player (Years)	Stls	SPG
1.	Kendra Wecker (2001-05)	13	1.4
2.	Megan Mahoney (2001-05)	11	1.6
3.	Shalee Leehning (2005-09)	9	2.3
4.	Priscilla Gary (1981-83)	7	1.4
	Carlisa Thomas (1984-87)	7	3.5
	Ashley Sweat (2006-10)	7	1.8
	Kindred Wesemann (2013-17)	7	1.8
8.	Betsy Sloan (1980-83)	6	1.2
	Jennifer Jones (1983-85)	6	2.0
	Cassandra Jones (1983-86)	6	2.0
	Nicole Ohlde (2000-04)	6	0.9
	Chelsea Domenico (2001-05)	6	0.8
13.	Tina Dixon (1982-84)	5	1.7

BLOCKS (MIN. 5 BLKS)

Rk.	Player (Years)	Blks	BPG
1.	Breanna Lewis (2013-17)	9	2.3
2.	Shana Wheeler (2005-08)	8	2.0
3.	Nicole Ohlde (2000-04)	7	1.0
4.	Kendra Wecker (2001-05)	6	0.7
	Tina Dixon (1983-84)	6	2.0

TEAM GAME

POINTS

1.	vs. Kent State (3/15/02)	93 (W)
2.	vs. Illinois State (3/19/83)	91 (W)
3.	vs. Arkansas (3/17/02)	82 (W)
4.	vs. Harvard (3/23/03)	79 (W)
5.	vs. Stephen F. Austin (3/13/82)	78 (W)
6.	vs. Old Dominion (3/18/82)	76 (W)

POINTS IN A FIRST QUARTER

1.	vs. Drake (3/18/17)	20
2.	vs. George Washington (3/18/16)	14
3.	at South Carolina (3/20/16)	13
4.	vs. Stanford (3/20/17)	12

POINTS IN A SECOND QUARTER

1.	at South Carolina (3/20/16)	13
2.	vs. Drake (3/18/17)	10
3.	vs. Stanford (3/20/17)	9
4.	vs. George Washington (3/18/16)	8

POINTS IN A THIRD QUARTER

1.	vs. George Washington (3/18/16)	17
2.	vs. Drake (3/18/17)	13
3.	vs. Stanford (3/20/17)	11
4.	at South Carolina (3/20/16)	9

POINTS IN A FOURTH QUARTER

1.	vs. Drake (3/18/17)	24
2.	vs. George Washington (3/18/16)	17
3.	vs. Stanford (3/20/17)	16
4.	at South Carolina (3/20/16)	12

POINTS IN A HALF

Rk.	Opponent (Date)	Half	Pts
1.	vs. Kent State (3/15/02)	1st	48
2.	vs. Illinois State (3/19/83)	2nd	46
3.	vs. Illinois State (3/19/83)	1st	45
	vs. Kent State (3/15/02)	2nd	45

FIELD GOALS MADE

1.	vs. Illinois State (3/19/83)	39
2.	vs. Kent State (3/15/02)	37
3.	vs. NE Louisiana (3/15/84)	33
4.	vs. Stephen F. Austin (3/13/82)	32

FIELD GOALS ATTEMPTED

1.	vs. Kent State (3/15/02)	68
2.	vs. Purdue (3/20/11)	63
3.	vs. Illinois State (3/19/83)	62
	vs. NE Louisiana (3/15/84)	62
5.	vs. Stephen F. Austin (3/13/82)	61
	at Northwestern (3/11/87)	61
7.	vs. Cheyney State (3/20/82)	60
	vs. Texas (3/25/83)	60
	vs. Bowling Green (3/19/05)	60

FIELD GOAL PCT. (MIN. 50 ATT.)

Rk.	Game (Date)	FG Pct.	FGM-FGA
1.	vs. Illinois State (3/19/83)	.629	39-62
2.	vs. Kent State (3/15/02)	.544	37-68
3.	vs. NE Louisiana (3/15/84)	.532	33-62
4.	vs. Vanderbilt (3/23/09)	.529	27-51
5.	vs. Stephen F. Austin (3/13/82)	.525	32-61
6.	vs. Drexel (3/21/09)	.500	26-52

3-POINT FIELD GOALS MADE (MIN. 5 3PT FGM)

1.	vs. Louisville (3/25/08)	10
2.	vs. Old Dominion (3/23/02)	9
	vs. Notre Dame (3/25/03)	9
	vs. Drexel (3/21/09)	9
5.	vs. Kent State (3/15/02)	8
	vs. Harvard (3/23/03)	8
	vs. Bowling Green (3/19/05)	8
	vs. Drake (3/18/17)	8
8.	vs. Arkansas (3/17/02)	7
9.	vs. Purdue (3/20/11)	6
10.	vs. Valparaiso (3/21/04)	5
	vs. Vanderbilt (3/23/09)	5
	vs. Princeton (3/17/12)	5

3-POINT FIELD GOAL ATTEMPTED (MIN. 20 3PT FGA)

1.	vs. Notre Dame (3/25/03)	30
2.	vs. Harvard (3/23/03)	28
3.	vs. Connecticut (3/19/12)	26
4.	vs. Purdue (3/20/11)	23
5.	vs. Bowling Green (3/19/05)	22
	vs. Louisville (3/25/08)	22
7.	vs. Kent State (3/15/02)	21
	vs. Old Dominion (3/23/02)	21
	vs. Drexel (3/21/09)	21
	vs. Drake (3/18/17)	21

3-POINT FIELD GOAL PCT. (MIN. 10 ATT.)

Rk.	Game (Date)	3FG Pct.	3FGM-3FGA
1.	vs. Arkansas (3/17/02)	.467	7-15
2.	vs. Louisville (3/25/08)	.455	10-22
	vs. Vanderbilt (3/23/09)	.455	5-11
4.	vs. Old Dominion (3/23/02)	.429	9-21
	vs. Drexel (3/21/09)	.429	9-21

FREE THROWS MADE (MIN. 20 FTM)

1.	vs. Old Dominion (3/18/82)	30
2.	vs. Arkansas (3/17/02)	27
3.	vs. Chattanooga (3/23/08)	21
4.	vs. Valparaiso (3/21/04)	20

FREE THROWS ATTEMPTED (MIN. 20 FTA)

1.	vs. Old Dominion (3/18/82)	34
2.	vs. Arkansas (3/17/02)	33
3.	vs. Stephen F. Austin (3/13/82)	31
4.	vs. Valparaiso (3/21/04)	27
5.	vs. Cheyney State (3/20/82)	26
6.	at Northwestern (3/11/87)	23
7.	vs. Harvard (3/23/03)	22
8.	vs. Chattanooga (3/23/08)	21
	vs. George Washington (3/18/16)	21

FREE THROW PCT. (MIN. 10 ATT)

Rk.	Game (Date)	FT Pct.	FTM-FTA
1.	vs. Chattanooga (3/23/08)	1.000	21-21*
2.	vs. Illinois State (3/19/83)	.929	13-14
	vs. Old Dominion (3/23/02)	.929	13-14
4.	vs. Kent State (3/15/02)	.917	11-12
5.	vs. Bowling Green (3/19/05)	.889	16-18
6.	vs. Old Dominion (3/18/82)	.882	30-34
7.	vs. Princeton (3/17/12)	.857	12-14
8.	vs. Arkansas (3/17/02)	.818	27-33
9.	vs. Minnesota (3/23/04)	.778	14-18

* - NCAA Tournament Game Record

REBOUNDS (MIN. 40 REBS)

1.	vs. Bowling Green (3/19/05)	50
2.	vs. Stephen F. Austin (3/13/82)	49
3.	vs. Purdue (3/20/11)	42
4.	vs. Drake (3/18/17)	41

ASSISTS (MIN. 15 ASSTS)

1.	vs. Kent State (3/15/02)	29
2.	vs. Drake (3/18/17)	21
3.	vs. Harvard (3/23/03)	20
4.	vs. Illinois State (3/19/83)	19
	vs. Valparaiso (3/21/04)	19
	vs. Drexel (3/21/09)	19
7.	vs. NE Louisiana (3/15/84)	18
	vs. George Washington (3/18/16)	18
9.	vs. Stephen F. Austin (3/13/82)	17
10.	vs. Cheyney State (3/20/82)	16
	vs. Princeton (3/17/12)	16
12.	vs. Notre Dame (3/25/03)	15
	vs. Louisville (3/25/08)	15

STEALS (MIN. 10 STLs)

1.	vs. Texas (3/25/83)	15
2.	vs. Drake (3/18/17)	11
3.	vs. NE Louisiana (3/15/84)	10
	vs. Kent State (3/15/02)	10
	vs. Chattanooga (3/23/08)	10

BLOCKS (MIN. 5 BLKS)

1.	vs. Bowling Green (3/19/05)	10
	vs. George Washington (3/18/16)	10
3.	vs. Texas (3/25/83)	5
	vs. NE Louisiana (3/15/84)	5
	vs. Valparaiso (3/21/04)	5
	vs. Drake (3/18/17)	5

PLAYER	YEARS	G-GS	FGM-FGA	3PT-A	FTM-FTA	REB.	PF	PTS.	AST.	TO	BLK	STL	MIN.
Karyla Middlebrook	2017	2-2	4-13	1-2	1-2	6	4	10	8	5	0	4	49
Lanie Page	2017	2-0	3-6	3-5	0-0	2	1	9	0	2	0	0	22
Peyton Williams	2017	2-2	4-6	0-0	1-1	2	0	9	1	1	0	0	23
Eternati Willock	2017	2-0	2-7	0-0	0-0	5	4	4	2	2	2	0	24
Kayla Goth	2016, 17	4-2	5-16	1-5	4-7	6	0	15	6	4	1	2	70
Shaelyn Martin	2016, 17	4-2	5-18	1-5	6-8	27	9	17	12	12	0	7	98
Kaylee Page	2016, 17	4-2	4-18	4-14	0-0	9	8	12	2	9	2	2	97
Breanna Lewis	2016, 17	4-4	29-54	0-0	8-18	32	13	66	2	8	9	2	128
Jessica Sheble	2016, 17	4-0	7-12	0-0	0-0	3	7	14	1	4	3	0	31
Kelly Thomson	2016, 17	3-0	0-1	0-1	0-0	2	0	0	0	0	0	0	7
Kindred Wesemann	2016, 17	4-4	14-36	8-25	4-6	8	6	40	20	8	1	7	150
Erica Young	2016, 17	1-0	0-2	0-0	1-2	6	1	1	1	1	0	1	9
Bri Craig	2016	2-0	0-3	0-2	2-4	2	3	2	2	2	0	1	20
Megan Deines	2016	2-2	7-22	0-6	5-7	2	6	19	3	4	0	2	68
Antoinette Taylor	2016	2-0	0-1	0-1	0-0	0	1	0	0	0	0	0	4
JuliAnne Chisholm	2012	2-0	1-4	0-2	0-0	0	0	2	0	1	1	0	13
Tasha Dickey	2012	2-2	4-18	3-13	0-0	6	5	11	0	3	0	3	40
Emma Ostermann	2012	1-0	1-1	0-0	0-0	0	1	2	0	0	0	0	7
Stephanie Wittman	2012	2-0	0-3	0-0	0-0	1	0	0	2	1	0	0	10
Ashia Woods	2012	2-0	1-7	1-5	1-2	6	3	4	4	3	3	2	33
Brittany Chambers	2011, 12	3-3	14-43	7-25	0-0	20	2	35	2	10	0	2	113
Chantay Caron	2011, 12	3-1	2-6	1-3	0-0	2	0	5	1	0	0	0	29
Mariah White	2011, 12	3-3	1-9	1-4	6-8	9	6	9	10	6	1	4	105
Branshea Brown	2009, 11, 12	4-3	14-35	0-1	2-6	23	10	30	4	6	1	2	110
Jalana Childs	2009, 11, 12	5-2	13-36	0-2	5-6	22	10	31	2	7	1	0	107
Taelor Karr	2011	1-1	6-17	1-7	1-2	4	3	14	1	3	0	0	39
Jenny Gilbertson	2009	1-0	0-0	0-0	0-0	0	0	0	0	0	0	0	2
Marlies Gipson	2008,09	4-4	24-40	0-1	6-6	20	10	54	7	4	4	3	123
Kelsey Hill	2008,09, 11	2-0	1-1	1-1	0-0	1	1	3	0	1	0	1	17
Kari Kincaid	2008,09	4-4	11-31	9-24	2-4	15	5	33	4	4	0	2	134
Shalee Lehnig	2008,09	4-4	12-33	1-7	11-13	25	8	36	30	17	0	9	147
Kelsey Nelson	2008,09	4-0	16-25	5-10	7-7	12	5	44	3	6	0	1	81
Ashley Sweat	2008,09	4-4	19-44	5-11	7-8	12	8	50	3	12	0	7	123
Alina Voronenko	2009, 11	2-0	0-2	0-2	0-0	1	0	0	0	1	0	0	7
Danielle Zanotti	2008,09	3-2	5-10	5-10	0-0	6	2	15	3	1	1	2	90
Carolyn McCullough	2008	2-2	4-8	3-5	0-0	3	2	11	1	2	1	0	30
Kimberly Dietz	2005	2-0	0-1	0-1	0-0	0	2	0	2	0	0	0	20
Shana Wheeler	2005,08	4-2	8-14	0-0	2-2	22	7	18	2	5	8	3	95
Claire Coggins	2004,05	4-2	10-24	1-7	1-2	13	7	22	6	11	3	2	85
Twiggy McIntyre	2004,05	4-0	3-9	1-6	3-4	2	4	10	3	2	0	1	41
Jessica McFarland	2003,05	2-0	1-1	0-0	0-0	2	0	2	0	0	0	1	8
Chelsea Domenico	2002,03,04,05	8-4	5-14	2-11	1-3	14	14	13	17	6	1	6	191
Laurie Koehn	2002,03,04,05	9-9	50-125	35-92	16-17	28	14	151	16	16	0	4	321
Brie Madden	2002,03,04,05	9-0	13-26	0-0	3-4	24	26	29	7	13	4	1	107
Kendra Wecker	2002,03,04,05	9-9	59-118	13-27	28-32	60	31	159	17	30	6	13	281
Amy Dutmer	2002,03,04	7-2	2-15	0-7	0-0	8	6	6	3	3	1	1	72
Megan Mahoney	2002,03,04	7-7	17-47	4-15	17-22	41	19	55	31	16	3	11	217
Nicole Ohlde	2002,03,04	7-7	41-63	0-0	55-68	52	14	147	24	18	7	6	245
Andrea Armstrong	2002	1-0	1-6	0-1	0-0	3	3	2	1	0	0	0	13
Shalondra Booker	2002	2-0	2-3	0-1	0-0	0	1	4	2	1	0	2	12
Kari Hanson	2002	2-0	0-2	0-2	2-2	0	0	2	2	1	0	0	19
Kimmery Newsom	2002	1-0	0-1	0-0	0-0	2	0	0	1	2	0	0	5
Kristin Rethman	2002	3-3	6-14	5-12	4-4	8	6	21	9	3	0	0	108
Jenny Coalson	1997	1-0	1-5	0-2	0-0	4	1	2	2	2	0	0	25
Missy Decker	1997	1-1	1-4	1-3	0-0	4	3	3	1	3	0	0	34
Angie Finkes	1997	1-0	6-9	0-0	0-0	3	4	12	0	0	0	0	26
Kayla Hester	1997	1-1	0-4	0-2	0-0	3	1	0	1	1	1	1	14
Brit Jacobson	1997	1-1	3-6	0-1	1-2	4	2	7	2	5	0	3	24
Andria Jones	1997	1-1	10-18	1-3	3-4	4	1	24	2	3	1	2	40
Kjersten Larson	1997	1-0	0-0	0-0	0-0	0	0	0	0	1	0	0	20
Sara Munson	1997	1-0	0-1	0-1	0-1	1	0	0	0	0	0	0	2
Nicky Ramage	1997	1-1	2-3	0-0	0-0	1	1	4	1	3	0	0	15
Tracey Blecinski	1987	1-1	2-7	—	1-3	8	2	5	0	1	0	2	41
Amy Davidson	1987	1-0	0-2	—	0-0	1	1	0	0	2	0	0	6
Theza Fitzpatrick	1987	1-1	4-8	—	0-0	6	1	9	0	2	0	0	37
Elyse Funk	1987	1-0	0-0	—	1-4	0	0	2	0	1	0	0	11
Stephanie Lane	1987	1-0	1-2	—	0-0	0	1	2	0	0	0	0	5
Sue Leiding	1987	1-1	2-10	—	6-6	4	1	10	1	4	1	0	40
Janet Madsen	1987	1-0	1-3	—	0-0	0	5	2	1	0	0	0	11
Susan Green	1984,87	2-1	11-23	—	5-6	2	4	27	3	4	0	1	50
Carlisa Thomas	1984,87	2-0	9-21	—	0-4	13	10	18	14	8	2	7	62
Tina Dixon	1983,84	3-3	13-24	—	0-0	19	10	26	3	5	6	5	102
Cindy Durham	1983,84	2-0	1-3	—	0-0	2	1	2	0	0	0	1	18
Cassandra Jones	1983,84	3-3	14-33	—	7-7	12	7	35	14	16	0	6	98
Jennifer Jones	1983,84	3-1	18-23	—	5-7	13	3	41	3	5	2	6	69
Karen Franklin	1983	2-1	0-3	—	0-0	1	1	0	1	2	0	0	16
Sheronda Jenkins	1983	2-0	8-9	—	0-0	4	6	16	1	6	0	2	29
Kim Price	1983	2-0	1-3	—	0-0	3	3	2	0	1	0	0	18
Angie Bonner	1982,84	6-3	29-46	—	43-58	43	11	101	4	12	1	4	145
Priscilla Gary	1982,83	5-5	38-74	—	14-19	12	13	90	12	19	4	7	164
Barbara Gilmore	1982,83	5-4	16-41	—	8-9	20	15	40	10	12	0	3	116
Betsy Sloan	1982,83	5-3	5-12	—	1-4	11	4	11	29	16	0	6	136
Becky Dobbins	1982	1-0	0-1	—	0-0	1	0	0	0	1	0	0	5
Shelly Hughes	1982	3-3	7-19	—	1-7	19	8	17	4	5	0	0	82
Jean Roise	1982	3-0	5-15	—	4-5	10	6	14	7	4	0	1	55
Tammie Romstad	1982	3-3	18-33	—	12-16	24	11	48	3	8	1	2	101
Erin Schreiber	1982	3-0	2-4	—	0-0	1	4	4	1	2	0	0	31
Dee Weinreis	1982	2-0	0-0	—	0-0	1	1	0	0	0	0	0	4

2016-17

23-11 • 11-7 Big 12

Big 12 Semifinals

NCAA Tournament • Second Round

**2016-17 ROSTER**

No.	Name	Pos.	Ht.	Yr.	Hometown (Previous School)
0	Jessica Sheble	F	6-3	Sr.	Olathe, Kan. (Olathe North HS)
1	Kaylee Page	F	6-2	Jr.	Wamego, Kan. (Nebraska/Wamego HS)
2	Erica Young	F	6-1	Sr.	Tampa, Fla. (Tampa Bay Tech)
3	Lanie Page	F	6-3	R-Fr.	Wamego, Kan. (Wamego HS)
10	Kayla Goth	G	6-1	So.	DeForest, Wis. (DeForest HS)
11	Peyton Williams	F	6-3	Fr.	Topeka, Kan. (Cair Paravel Latin School)
12	Kelly Thomson	G	5-9	R-Sr.	Riley, Kan. (Riley County HS)
13	Eternati Willock	F	6-4	Fr.	Scarborough, Ontario, Canada (St. John Paul II Catholic School)
21	Karyla Middlebrook	G	5-7	Jr.	Blue Springs, Mo. (Alabama/Blue Springs HS)
22	Breanna Lewis	C	6-5	Sr.	Milwaukee, Wis. (Riverside HS)
23	Anna Hammaker	G	5-10	So.	Knoxville, Tenn. (Christian Academy)
24	Kindred Wesemann	G	5-7	Jr.	Pleasant Hill, Mo. (Pleasant Hill HS)
50	Shaelyn Martin	G/F	6-1	Jr.	Salina, Kan. (Salina Central HS)

Head Coach:

Jeff Mittie

Associate Head Coach:

Brian Ostermann

Assistant Coaches:

Ebony Gilliam and Jacie Hoyt-Capra

2011-12

20-14 • 9-9 Big 12

Big 12 Semifinals

NCAA Tournament • Second Round

**2011-12 ROSTER**

No.	Name	Pos.	Ht.	Yr.	Hometown (Previous School)
1	Haley Texada	G	5-7	Fr.	Frisco, Texas (Wakeland HS)
2	Brittany Chambers	G	5-8	Jr.	Jordan, Minn. (Jordan HS)
4	Katya Leick	F	6-1	Jr.	Grey Cloud Township, Minn. (Nebraska/Park HS)
10	Heidi Brown	G	5-11	Fr.	Plains, Kan. (Southwestern Heights HS)
11	Chantay Caron	G/F	5-11	So.	Lawrence, Kan. (Free State HS)
13	Tasha Dickey	G	5-10	Sr.	Sandy, Utah (Arizona/Brighton HS)
14	Stephanie Wittman	G	5-9	So.	San Antonio, Texas (Alamo Heights HS)
20	Emma Ostermann	G	5-8	Sr.	Abilene, Kan. (Cloud County CC)
21	JuliAnne Chisholm	F	5-11	Sr.	Hillsboro, Kan. (Hillsboro HS)
22	Mariah White	G	5-7	Jr.	Midwest City, Okla. (Midwest City HS)
23	Ashia Woods	G	5-11	Fr.	Wichita, Kan. (Wichita Collegiate)
33	Jalana Childs	F	6-2	Sr.	Orlando, Fla. (Timber Creek HS)
34	Branshea Brown	F	6-2	Sr.	Walterboro, S.C. (Colleton County HS)

Head Coach:

Deb Patterson

Associate Head Coach:

Kamie Ethridge

Assistant Coaches:

Kelly Moylan and Shalee Lehning

2015-16

19-13 • 8-10 Big 12

Big 12 Quarterfinals

NCAA Tournament • Second Round

**2015-16 ROSTER**

No.	Name	Pos.	Ht.	Yr.	Hometown (Previous School)
0	Jessica Sheble	F	6-3	Jr.	Olathe, Kan. (Olathe North HS)
1	Kaylee Page	F	6-2	So.	Wamego, Kan. (Nebraska/Wamego HS)
2	Erica Young	F	6-1	Jr.	Tampa, Fla. (Tampa Bay Tech)
3	Lanie Page	F	6-3	Fr.	Wamego, Kan. (Wamego HS)
10	Kayla Goth	G	6-1	Fr.	DeForest, Wis. (DeForest HS)
11	Antoinette Taylor	G	5-7	Sr.	Gary, Ind. (State Fair CC/West Side HS)
12	Kelly Thomson	G	5-9	R-Jr.	Riley, Kan. (Riley County HS)
15	Megan Deines	G	6-1	Sr.	Springfield, Mo. (Louisville/Glendale HS)
20	Brianna Craig	G	5-10	Sr.	Lincoln, Neb. (Lincoln Northeast HS)
22	Breanna Lewis	C	6-5	Jr.	Milwaukee, Wis. (Riverside HS)
23	Anna Hammaker	G	5-10	Fr.	Knoxville, Tenn. (Christian Academy)
24	Kindred Wesemann	G	5-6	Jr.	Pleasant Hill, Mo. (Pleasant Hill HS)
50	Shaelyn Martin	G/F	6-0	So.	Salina, Kan. (Salina Central HS)
52	Cheyenne Hooper	C	6-6	Fr.	Knoxville, Tenn. (Christian Academy)

Head Coach:

Jeff Mittie

Associate Head Coach:

Brian Ostermann

Assistant Coaches:

Ebony Gilliam and Jacie Hoyt-Capra

2010-11

21-11 • 10-6 Big 12

Big 12 Semifinals

NCAA Tournament • First Round

**2010-11 ROSTER**

No.	Name	Pos.	Ht.	Yr.	Hometown (Previous School)
2	Brittany Chambers	G	5-8	So.	Jordan, Minn. (Jordan HS)
10	Kelsey Hill	G	5-5	Sr.	Lenexa, Kan. (St. Thomas Aquinas)
11	Chantay Caron	F	5-11	Fr.	Lawrence, Kan. (Free State HS)
12	Taelor Karr	G	5-8	So.	Paola, Kan. (Paola HS)
13	Brianna Kulas	F	6-0	Fr.	Mission, Kan. (Shawnee Mission North HS)
14	Stephanie Wittman	G	5-9	Fr.	San Antonio, Texas (Alamo Heights HS)
20	Emma Ostermann	G	5-8	Jr.	Abilene, Kan. (Cloud County CC)
21	JuliAnne Chisholm	F	5-11	Jr.	Hillsboro, Kan. (Hillsboro HS)
22	Mariah White	G	5-7	So.	Midwest City, Okla. (Midwest City HS)
23	Shalin Spani	G	6-0	Sr.	Lee's Summit, Mo. (Metro Academy)
32	Alina Voronenko	G/F	6-2	Jr.	Sacramento, Calif. (Smithton (Mo.) HS)
33	Jalana Childs	F	6-2	Jr.	Orlando, Fla. (Timber Creek HS)
34	Branshea Brown	F	6-2	Jr.	Walterboro, S.C. (Colleton County HS)

Head Coach:

Deb Patterson

Associate Head Coach:

Kamie Ethridge

Assistant Coaches:

Kelly Moylan and Shalee Lehning

2008-09

25-8 • 10-6 Big 12 • Final AP Rank (21)
 Big 12 Quarterfinals
 NCAA Tournament • Second Round


2008-09 ROSTER

No.	Name	Pos.	Ht.	Yr.	Hometown (Previous School)
2	Kelsey Nelson	G	5-9	Sr.	Riley, Kan. (Cloud County CC/Riley County HS)
4	Ashley Sweat	F	6-2	Jr.	McPherson, Kan. (McPherson HS)
5	Shalee Lehning	G	5-9	Sr.	Sublette, Kan. (Sublette HS)
10	Kelsey Hill	G	5-5	So.	Lenexa, Kan. (St. Thomas Aquinas HS)
23	Shalin Spani	G	6-0	So.	Lee's Summit, Mo. (Metro Academy)
25	Danielle Zanotti	G/F	6-2	Sr.	Yukon, Okla. (Mustang HS)
32	Alina Voronenko	G/F	6-2	Fr.	Otterville, Mo. (Smithton HS)
33	Jalana Childs	F	6-2	Fr.	Orlando, Fla. (Timber Creek HS)
34	Branshea Brown	F	6-2	Fr.	Walterboro, S.C. (Colleton County HS)
41	Kari Kincaid	G	5-10	Jr.	Andover, Kan. (Andover Central HS)
45	Jenny Gilbertson	F	6-2	Fr.	Wabasha, Minn. (Winona Cottoer HS)
51	Marlies Gipson	F	6-0	Sr.	McPherson, Kan. (McPherson HS)

Head Coach: Deb Patterson
 Associate Head Coach: Kamie Ethridge
 Assistant Coaches: Andria Jones and Kelly Moylan

2004-05

24-8 • 12-4 Big 12 • Final AP Rank (16)
 Big 12 Championship Game
 NCAA Tournament • Second Round


2004-05 ROSTER

No.	Name	Pos.	Ht.	Yr.	Hometown (Previous School)
10	Laurie Koehn	G	5-8	Sr.	Hesston, Kan. (Moundridge HS)
13	Kimberly Dietz	G	5-9	Fr.	Boulder, Colo. (Monarch HS)
14	Claire Coggins	G/F	5-11	So.	Lee's Summit, Mo. (Lee's Summit North HS)
15	Twiggy McIntyre	G	5-5	So.	Sapulpa, Okla. (Sapulpa HS)
22	Chelsea Domenico	G	5-6	Sr.	Thornton, Colo. (Horizon HS)
24	Naytanda Smith	F	5-11	So.	Enid, Okla. (Enid HS)
30	Shana Wheeler	F	6-2	Fr.	Lee's Summit, Mo. (Lee's Summit HS)
34	Megan Mahoney	F/G	6-0	Sr.	Sturgis, S.D. (Sturgis Brown HS)
42	Brie Madden	F/C	6-3	Sr.	Arlington, Texas (Mansfield HS)
44	Carolyn McCullough	G/F	6-1	Jr.	Stilwell, Kan. (St. Thomas Aquinas HS)
50	Jessica McFarland	C	6-2	Jr.	Derby, Kan. (Derby HS)
53	Kendra Wecker	F	5-11	Sr.	Marysville, Kan. (Marysville HS)

Head Coach: Deb Patterson
 Associate Head Coach: Kamie Ethridge
 Assistant Coaches: Shelley Jarrard and Stephanie White

2007-08

22-10 • 13-3 Big 12 • Final AP Rank (16)
 Big 12 Regular Season Champs
 NCAA Tournament • Second Round


2007-08 ROSTER

No.	Name	Pos.	Ht.	Yr.	Hometown (Previous School)
2	Kelsey Nelson	G	5-9	Jr.	Riley, Kan. (Cloud County CC/Riley County HS)
4	Ashley Sweat	F	6-2	So.	McPherson, Kan. (McPherson HS)
5	Shalee Lehning	G	5-9	Jr.	Sublette, Kan. (Sublette HS)
10	Kelsey Hill	G	5-5	Fr.	Lenexa, Kan. (St. Thomas Aquinas HS)
13	Kimberly Dietz	G	5-9	Sr.	Boulder, Colo. (Monarch HS)
23	Shalin Spani	G	6-0	Fr.	Lee's Summit, Mo. (Metro Academy)
25	Danielle Zanotti	G/F	6-2	Jr.	Yukon, Okla. (Mustang HS)
30	Shana Wheeler	F	6-2	Sr.	Lee's Summit, Mo. (Lee's Summit HS)
41	Kari Kincaid	G	5-10	So.	Andover, Kan. (Andover Central HS)
44	Carolyn McCullough	G/F	6-1	Sr.	Stilwell, Kan. (St. Thomas Aquinas HS)
51	Marlies Gipson	F	6-0	Jr.	McPherson, Kan. (McPherson HS)

Head Coach: Deb Patterson
 Associate Head Coach: Kamie Ethridge
 Assistant Coaches: Andria Jones and Kelly Moylan

2003-04

25-6 • 14-2 Big 12 • Final AP Rank (8)
 Big 12 Regular Season Co-Champions
 NCAA Tournament • Second Round


2003-04 ROSTER

No.	Name	Pos.	Ht.	Yr.	Hometown (Previous School)
3	Nicole Ohlde	F/C	6-5	Sr.	Clay Center, Kan. (Clay Center HS)
4	Kimberly Newsom	G	5-6	Sr.	Nashville, Tenn. (Pearl-Cohn HS)
10	Laurie Koehn	G	5-8	Jr.	Hesston, Kan. (Moundridge HS)
14	Claire Coggins	G/F	5-11	Fr.	Lee's Summit, Mo. (Lee's Summit North HS)
15	Twiggy McIntyre	G	5-5	Fr.	Sapulpa, Okla. (Sapulpa HS)
22	Chelsea Domenico	G	5-6	Jr.	Thornton, Colo. (Horizon HS)
24	Naytanda Smith	F	5-11	Fr.	Enid, Okla. (Enid HS)
33	Shanda Murdoch	F	6-2	Fr.	Oklahoma City, Okla. (Westmoore HS)
34	Megan Mahoney	F/G	6-0	Jr.	Sturgis, S.D. (Sturgis Brown HS)
42	Brie Madden	F/C	6-3	Jr.	Arlington, Texas (Mansfield HS)
45	Amy Dutmer	F	6-0	Sr.	York, Neb. (York HS)
50	Jessica McFarland	C	6-2	So.	Derby, Kan. (Derby HS)
53	Kendra Wecker	F	5-11	Jr.	Marysville, Kan. (Marysville HS)

Head Coach: Deb Patterson
 Associate Head Coach: Kamie Ethridge
 Assistant Coaches: Kristin Becker and Sue Serafini

2002-03

29-5 • 14-2 Big 12 • Final AP Rank (8)
Big 12 Tournament Semifinals
NCAA Tournament • Second Round

**2002-03 ROSTER**

No.	Name	Pos.	Ht.	Yr.	Hometown (Previous School)
3	Nicole Ohlde	F/C	6-4	Jr.	Clay Center, Kan. (Clay Center HS)
4	Kimmy Newsom	G	5-6	Jr.	Nashville, Tenn. (Pearl-Cohn HS)
10	Laurie Koehn	G	5-8	So.	Hesston, Kan. (Moundridge HS)
22	Chelsea Domenico	G	5-6	So.	Thornton, Colo. (Horizon HS)
34	Megan Mahoney	F/G	6-0	So.	Sturgis, S.D. (Sturgis Brown HS)
42	Brie Madden	F/C	6-3	So.	Arlington, Texas (Mansfield HS)
45	Amy Dutmer	F	6-0	Jr.	York, Neb. (York HS)
50	Jessica McFarland	C	6-2	Fr.	Derby, Kan. (Derby HS)
53	Kendra Wecker	F	5-11	So.	Marysville, Kan. (Marysville HS)

Head Coach: Deb Patterson
Associate Head Coach: Kamie Ethridge
Assistant Coaches: Kristin Becker and Sue Serafini

2001-02

26-8 • 11-5 Big 12 • Final AP Rank (11)
Big 12 Tournament Semifinals
NCAA Tournament • Sweet Sixteen

**2001-02 ROSTER**

No.	Name	Pos.	Ht.	Yr.	Hometown (Previous School)
00	Andrea Armstrong	F/C	6-2	So.	Lakeside, Ore. (North Bend HS)
3	Nicole Ohlde	F/C	6-4	So.	Clay Center, Kan. (Clay Center HS)
4	Kimmy Newsom	G	5-6	So.	Nashville, Tenn. (Pearl-Cohn HS)
10	Laurie Koehn	G	5-8	Fr.	Hesston, Kan. (Moundridge HS)
11	Shalonda Booker	G	5-4	Sr.	Detroit, Mich. (Coffeyville CC)
12	Kristin Rethman	G/F	5-9	Sr.	Corning, Kan. (Centralia HS)
21	Kari Hanson	G	5-8	Fr.	Bismarck, N.D. (Mandan HS)
22	Chelsea Domenico	G	5-6	Fr.	Thornton, Colo. (Horizon HS)
34	Megan Mahoney	F/G	6-0	Fr.	Sturgis, S.D. (Sturgis Brown HS)
35	Danielle Hutton	F	6-3	Jr.	Overland Park, Kan. (Shawnee Mission West HS)
42	Brie Madden	F/C	6-3	Fr.	Arlington, Texas (Mansfield HS)
45	Amy Dutmer	F	6-0	So.	York, Neb. (York HS)
53	Kendra Wecker	F	5-11	Fr.	Marysville, Kan. (Marysville HS)

Head Coach: Deb Patterson
Associate Head Coach: Kamie Ethridge
Assistant Coaches: Kristin Becker and Sue Serafini

1996-97

19-12 • 9-7 Big 12 • Final AP Rank (N/A)
Big 12 Championship Game
NCAA Tournament • First Round

**1996-97 ROSTER**

No.	Name	Pos.	Ht.	Yr.	Hometown (Previous School)
4	Brit Jacobson	G	5-7	Jr.	Chugiak, Alaska (Chugiak HS)
13	Amy Short	G	5-5	Jr.	Goodland, Kan. (Goodland HS)
14	Kjersten Larson	G	5-8	Sr.	Maple Grove, Minn. (Osseo Senior HS)
23	Jenny Coalson	G/F	5-11	So.	Ellicott, Colo. (Ellicott HS)
25	Missy Decker	G/F	5-10	Sr.	Rochester, Minn. (Lourdes HS)
33	Sara Munson	G/F	5-11	So.	Junction City, Kan. (Junction City HS)
34	Andria Jones	F	6-1	Sr.	Radnor, Ohio (Buckeye Valley HS)
41	Sunny Jacobson	G	5-10	Fr.	Chugiak, Alaska (Chugiak HS)
42	Kayla Hester	C	6-0	Sr.	Beaver, Okla. (Beaver HS)
44	Angie Finkes	C	6-1	Fr.	St. Paris, Ohio (Kenton Ridge HS)
45	Nicky Ramage	F	6-1	Fr.	Little River, Kan. (Little River HS)

Head Coach: Deb Patterson
Associate Head Coach: Kamie Ethridge
Assistant Coaches: Bridgett Bonds Williams and Sue Serafini

1986-87

22-9 • 9-5 Big Eight • Final AP Rank (N/A)
Big Eight Regular Season Champions
NCAA Tournament • First Round

**1986-87 ROSTER**

No.	Name	Pos.	Ht.	Yr.	Hometown (Previous School)
11	Susan Green	G	5-8	Sr.	Anthony, Kan. (Anthony HS)
13	Rita Matteucci	F	5-11	Fr.	Albuquerque, N.M. (St. Pius HS)
14	Carol Smith	G	5-7	Fr.	Detroit, Mich. (Murray-Wright HS)
15	Janet Madsen	G/F	5-9	Fr.	Elk River, Minn. (Elk River HS)
20	Elyse Funk	G	5-5	Fr.	Newton, Kan. (Newton HS)
21	Theza Fitzpatrick	G	5-4	Sr.	St. Louis, Mo. (Bishop DuBourg HS)
22	Tracey Blecziński	F	5-8	So.	Shawnee Mission, Kan. (Bishop Miege HS)
23	Carlisa Thomas	G	5-10	Sr.	Jacksonville, Fla. (Ribault HS)
32	Sue Leiding	C	6-2	Sr.	Tulsa, Okla. (Union HS)
40	Leann Kuebelbeck	G	5-7	Jr.	Tonganoxie, Kan. (Tonganoxie HS)
45	Amy Davidson	G/F	5-9	Fr.	Edina, Minn. (St. Louis Park HS)
52	Stephanie Lane	C	6-4	Fr.	Wentzville, Mo. (Wentzville HS)

Head Coach: Matilda Mossman
Assistant Coaches: Eddie Vaughn and Terri Lasswell

1983-84

25-6 • 12-2 Big Eight • Final AP Rank (7)
Big Eight Regular Season and Tour. Champions
NCAA Tournament • Sweet Sixteen



1983-84 ROSTER

No.	Name	Pos.	Ht.	Yr.	Hometown (Previous School)
11	Susan Green	G	5-8	Fr.	Anthony, Kan. (Anthony HS)
14	Sheronda Jenkins	G	5-8	So.	Nashville, Tenn. (Glen Cliff HS)
13	Cassandra Jones	G	5-7	So.	Ft. Lauderdale, Fla. (Stranahan HS)
21	Danna Harrington	G	5-7	Fr.	Emporia, Kan. (Emporia HS)
22	Jennifer Jones	F	6-1	So.	Chicago, Ill. (Marshall HS)
23	Carlisa Thomas	G	5-10	Fr.	Jacksonville, Fla. (Ribault HS)
24	Tina Dixon	C	6-3	So.	Kansas City, Mo. (Paseo HS)
24	Barbara Gilmore	F	5-10	Sr.	East St. Louis, Mo. (Lincoln HS)
32	Sue Leiding	C	6-2	Fr.	Tulsa, Okla. (Union HS)
34	Angie Bonner	C	6-1	Jr.	St. Louis, Mo. (Southwest HS)
33	Cindy Durham	C	6-0	So.	Independence, Mo. (Truman HS)
40	Karen Franklin	G/F	5-11	So.	Sapulpa, Okla. (Sapulpa HS)

Head Coach: Lynn Hickey
Assistant Coaches: Sally Anthony and Eileen Feeney

1981-82

26-6 • 15-1 Big Eight • Final AP Rank (14)
Big Eight Champions
NCAA Tournament • Elite Eight



1981-82 ROSTER

No.	Name	Pos.	Ht.	Yr.	Hometown (Previous School)
10	Priscilla Gary	G	5-5	Jr.	Memphis, Tenn. (Hamilton HS)
12	Betsy Sloan	G	5-4	Jr.	Salina, Kan. (South HS)
14	Shelley Woodard	G/F	5-10	Fr.	Maize, Kan. (Maize HS)
21	Kim Price	F	6-1	Sr.	Hutchinson, Kan. (Hutchinson HS)
22	Jenne Daniels	G/F	5-8	Sr.	Valley Center, Kan. (Valley Center HS)
23	Dee Weinreis	C/F	6-2	Sr.	Minnetonka, Minn. (Hopkins-Eisenhower HS)
24	Barbara Gilmore	F	5-10	So.	East St. Louis, Mo. (Lincoln HS)
25	Marilee Drouhard	F	5-10	Fr.	Danville, Kan. (Chaparral HS)
31	Jean Roise	G	5-7	Sr.	Berthod, N.D. (Berthod HS)
32	Becky Dobbins	G/F	6-1	So.	Humboldt, Kan. (Humboldt HS)
33	Tammie Romstad	C	6-2	Sr.	Independence, Mo. (Truman HS)
34	Shelly Hughes	F	6-1	Sr.	Williston, N.D. (Williston HS)
35	Angie Bonner	C	6-1	Fr.	St. Louis, Mo. (Southwest HS)
40	Karen Franklin	G/F	5-11	Fr.	Sapulpa, Okla. (Sapulpa HS)
43	Erin Schreiber	F	6-0	So.	Jenks, Okla. (Jenks HS)

Head Coach: Lynn Hickey
Assistant Coaches: Sally Anthony and Eileen Feeney

1982-83

25-7 • 12-2 Big Eight • Final AP Rank (17)
Big Eight Champions
NCAA Tournament • Sweet 16



1982-83 ROSTER

No.	Name	Pos.	Ht.	Yr.	Hometown (Previous School)
10	Priscilla Gary	G	5-5	Sr.	Memphis, Tenn. (Hamilton HS)
11	Sharon Carr	G	5-9	Fr.	Chicago, Ill. (Martin Luther King HS)
12	Betsy Sloan	G	5-4	Sr.	Salina, Kan. (South HS)
13	Cassandra Jones	G	5-7	Fr.	Ft. Lauderdale, Fla. (Stranahan HS)
14	Sheronda Jenkins	G	5-8	Fr.	Nashville, Tenn. (Glen Cliff HS)
21	Kim Price	F	6-1	Sr.	Hutchinson, Kan. (Hutchinson HS)
24	Barbara Gilmore	F	5-10	Jr.	East St. Louis, Mo. (Lincoln HS)
23	Sally Boley	G	5-6	So.	Harveyville, Kan. (Mission Valley HS)
24	Tina Dixon	C	6-3	Fr.	Kansas City, Mo. (Paseo HS)
25	Jennifer Jones	F	6-1	Fr.	Chicago, Ill. (Marshall HS)
32	Becky Dobbins	G/F	6-1	Jr.	Humboldt, Kan. (Humboldt HS)
33	Cindy Durham	C	6-0	Fr.	Independence, Mo. (Truman HS)
35	Angie Bonner	C	6-1	So.	St. Louis, Mo. (Southwest HS)
40	Karen Franklin	G/F	5-11	Fr.	Sapulpa, Okla. (Sapulpa HS)

Head Coach: Lynn Hickey
Assistant Coaches: Sally Anthony and Eileen Feeney



NCAA FIRST ROUND - MANHATTAN, KAN.
MARCH 13, 1982
(4) KANSAS ST. 78, (5) STEPHEN F. AUSTIN 75



Stephen F. Austin

NAME	FG	FT	RB	PF	TP	A	TO	BLK	S	MIN
T. Mayo	f 10-23	2-2	7	2	22	2	2	1	1	39
K. Rodman	f 5-14	2-3	10	3	12	3	2	0	2	39
S. Johnson	c 7-10	2-4	9	4	16	2	1	4	1	37
P. Crawford	g 3-6	0-0	1	5	6	1	0	0	0	10
R. Polk	g 5-16	5-7	2	5	15	9	1	0	2	34
P. Redo	0-5	0-0	2	2	0	3	2	0	3	26
S. Halamicek	1-1	0-0	1	2	2	0	0	0	0	6
B. Branch	1-6	0-0	5	0	2	0	0	0	1	9
TEAM			5							
Totals	32-81	11-16	42	23	75	20	8	5	10	200

FG% 1st Half: 18-35 (.514) FT% 1st Half: 6-10 (.600)
FG% 2nd Half: 14-46(.304) FT% 2nd Half: 5-6 (.833)
Game: 32-81 (.395) Game: 11-16 (.688)

Kansas State

NAME	FG	FT	RB	PF	TP	A	TO	BLK	S	MIN
S. Hughes	f 3-5	1-5	10	3	7	2	3	0	0	35
B. Gilmore	f 5-9	1-1	5	5	11	2	3	0	0	27
T. Romstad	c 10-17	2-4	15	2	22	1	1	0	2	40
P. Gary	g 10-19	4-7	4	3	24	2	7	1	1	38
B. Soan	g 2-5	0-2	3	3	4	8	3	0	2	29
A. Bonner	2-5	4-10	6	0	8	0	0	0	0	15
E. Schreiber	0-0	0-0	0	2	0	0	0	0	0	2
J. Roise	0-1	2-2	5	2	2	2	2	0	0	14
TEAM			1							
Totals	32-61	14-31	49	20	78	17	19	1	5	200

FG% 1st Half: 15-34 (.441) FT% 1st Half: 5-16 (.312)
FG% 2nd Half: 17-27 (.630) FT% 2nd Half: 9-15 (.600)
Game: 32-61 (.525) Game: 14-31 (.452)

Halftime Score: Stephen F. Austin 42, Kansas State 35; Deadball Rebounds: Kansas State 9, Stephen F. Austin 0; Fouled Out: Crawford, Polk, Gilmore; Technical Fouls: None; Attendance: 3,200; Officials: Skip Gill and Henry Provenzio.

NCAA FIRST ROUND - MANHATTAN, KAN.
MARCH 19, 1983
(3) KANSAS STATE 91, (6) ILLINOIS STATE 72



Illinois State

NAME	FG	FT	RB	PF	TP	A	TO	BLK	S	MIN
D. Smith	f 7-15	6-6	6	1	20	1	0	0	2	40
C. Boswell	f 13-22	0-0	9	3	26	4	5	0	1	38
D. Benak	c 1-4	4-6	6	3	6	0	4	0	0	24
J. Bowers	g 4-6	0-0	1	2	8	0	2	0	1	27
C. Beesley	g 1-5	0-0	0	1	2	0	4	0	0	24
T. Turner	0-2	2-2	2	0	2	0	1	0	0	12
M. Maupin	2-5	0-1	4	3	4	0	1	0	1	19
S. Anderson	2-5	0-0	1	1	4	3	0	0	1	16
TEAM			3							
Totals	30-64	12-15	32	14	72	8	17	0	6	200

FG% 1st Half: 10-28 (.357) FT% 1st Half: 5-6 (.833)
FG% 2nd Half: 20-36 (.555) FT% 2nd Half: 7-9 (.778)
Game: 30-64 (.469) Game: 12-15 (.800)

Kansas State

NAME	FG	FT	RB	PF	TP	A	TO	BLK	S	MIN
B. Gilmore	f 3-9	1-2	3	4	7	4	2	0	1	25
A. Bonner	f 8-10	11-11	5	3	27	2	2	0	2	30
T. Dixon	c 5-9	0-0	6	4	10	0	3	1	1	28
P. Gary	g 4-8	0-0	0	0	8	1	1	0	0	17
C. Jones	g 5-9	1-1	3	0	11	3	2	0	0	25
K. Price	1-3	0-0	3	3	2	0	1	0	0	10
S. Jenkins	7-7	0-0	4	2	14	1	2	0	2	20
K. Franklin	0-0	0-0	0	1	0	1	1	0	0	7
J. Jones	5-5	0-0	3	0	10	0	1	0	1	14
B. Sloan	1-1	0-0	0	0	2	7	1	0	0	17
C. Durham	0-1	0-0	0	0	0	0	0	0	1	7
TEAM			2							
Totals	39-62	13-14	29	17	91	19	16	1	8	200

FG% 1st Half: 16-27 (.593) FT% 1st Half: 13-14 (.929)
FG% 2nd Half: 23-35 (.657) FT% 2nd Half: 0-0 (.000)
Game: 39-62 (.629) Game: 13-14 (.929)

Halftime Score: Kansas State 45, Illinois State 25; Deadball Rebounds: Kansas State 0, Illinois State 0; Fouled Out: None; Technical Fouls: None; Attendance: 1,540; Officials: Terry Eaton, Steve Carson, Mike Benson

NCAA SWEET SIXTEEN - RALEIGH, N.C.
MARCH 18, 1982
(4) KANSAS STATE 76, (1) OLD DOMINION 67



Kansas State

NAME	FG	FT	RB	PF	TP	A	TO	BLK	S	MIN
B. Gilmore	f 3-9	2-2	4	4	8	1	2	0	0	20
S. Hughes	f 3-7	0-0	3	1	6	0	1	0	0	24
T. Romstad	c 3-4	9-10	4	4	15	1	1	1	0	31
P. Gary	g 6-11	6-6	4	3	18	3	2	1	3	36
B. Sloan	g 2-6	0-0	5	0	4	6	4	0	1	34
E. Schreiber	2-4	0-0	1	1	4	1	1	0	0	8
J. Roise	4-9	2-3	4	1	10	2	1	0	1	27
A. Bonner	0-3	11-13	7	0	11	0	3	0	0	18
D. Weinreis	0-0	0-0	1	1	0	0	0	0	0	2
TEAM			3							
Totals	23-53	30-34	36	15	76	14	15	2	5	200

FG% 1st Half: 12-31 (.387) FT% 1st Half: 12-13 (.923)
FG% 2nd Half: 11-22 (.500) FT% 2nd Half: 18-21 (.857)
Game: 23-53 (.434) Game: 30-34 (.882)

Old Dominion

NAME	FG	FT	RB	PF	TP	A	TO	BLK	S	MIN
J. Davis	f 8-16	1-5	6	5	17	0	2	0	1	29
J. Karvonen	f 4-6	0-0	1	0	8	0	1	0	0	20
A. Donovan	c 8-12	0-1	15	5	16	3	5	2	1	38
H. Malone	g 2-10	2-2	1	5	6	2	0	0	0	17
S. Woodston	g 2-3	0-0	1	3	4	6	2	0	0	24
D. Landolfi	2-10	0-1	1	4	4	0	1	0	0	25
L. Blais	0-2	0-0	1	0	0	3	2	0	2	18
B. Wilkerson	5-9	2-2	5	3	12	4	1	0	1	26
A. Jenkins	0-0	0-0	0	0	0	0	0	0	0	3
TEAM			3							
Totals	31-68	5-11	34	25	67	18	14	2	5	200

FG% 1st Half: 13-31 (.419) FT% 1st Half: 5-9 (.556)
FG% 2nd Half: 18-37 (.486) FT% 2nd Half: 0-2 (.000)
Game: 31-68 (.456) Game: 5-11 (.455)

Halftime Score: Kansas State 36, Old Dominion 31; Deadball Rebounds: Kansas State 5, Old Dominion 2; Fouled Out: Davis, Donovan, Malone; Technical Fouls: None; Attendance: 1,048; Officials: Virginia Belson and Bobby Hunston.

NCAA SWEET SIXTEEN - RUSTON, LA.
MARCH 25, 1983
(2) TEXAS 73, (3) KANSAS STATE 70 (OT)



Kansas State

NAME	FG	FT	RB	PF	TP	A	TO	BLK	S	MIN
B. Gilmore	f 1-7	0-0	7	2	2	3	4	0	1	20
T. Dixon	f 6-10	0-0	7	2	12	1	1	2	1	37
A. Bonner	c 6-8	6-6	13	5	18	1	3	0	2	39
C. Jones	g 3-9	4-4	6	3	10	3	8	0	4	33
P. Gary	g 9-17	0-2	3	4	18	3	6	2	2	43
K. Price	0-0	0-0	0	0	0	0	0	0	0	3
S. Jenkins	1-2	0-0	0	4	2	0	4	0	0	8
B. Sloan	0-0	1-2	1	1	1	1	5	0	2	23
J. Jones	2-4	3-5	2	1	7	2	2	1	3	15
K. Franklin	0-3	0-0	1	0	0	0	1	0	0	8
TEAM			4							
Totals	28-60	14-19	44	22	70	14	34	5	15	225

FG% 1st Half: 10-28 (.357) FT% 1st Half: 5-7 (.714)
FG% 2nd Half: 18-32 (.563) FT% 2nd Half: 9-12 (.750)
Game: 28-60 (.467) Game: 14-19 (.736)

Texas

NAME	FG	FT	RB	PF	TP	A	TO	BLK	S	MIN
S. Hauglum	f 2-5	0-0	2	0	4	1	1	0	0	22
J. Williams	f 0-2	0-0	3	5	0	0	0	0	3	16
A. Smith	c 7-22	7-12	11	2	21	1	7	1	7	45
E. Whaley	g 4-7	0-1	1	2	8	4	4	0	5	39
T. Mackey	g 6-18	4-5	4	2	16	7	2	0	4	43
F. Harris	2-6	0-0	4	2	4	0	2	0	0	10
K. Ethridge	2-3	5-7	2	2	9	3	4	0	3	22
C. Hartman	4-6	3-7	3	4	11	2	4	1	1	25
S. Bollin	0-0	0-0	0	0	0	0	1	0	0	2
C. Priddy	0-0	0-0	0	0	0	0	0	0	0	1
TEAM			4							
Totals	27-69	19-32	34	19	73	18	25	2	23	225

FG% 1st Half: 11-27 (.407) FT% 1st Half: 9-14 (.643)
FG% 2nd Half: 16-42 (.381) FT% 2nd Half: 10-18 (.556)
Game: 27-69 (.391) Game: 19-32 (.594)

Halftime Score: Texas 31, Kansas State 25; Deadball Rebounds: Kansas State 5, Texas 9; Fouled Out: Williams; Technical Fouls: None; Attendance: 4,500; Officials: Peter Stewart, Rob Carlson, David Lewis.

NCAA ELITE EIGHT - RALEIGH, N.C.
MARCH 20, 1982
(2) CHEYNEY STATE 93, (4) KANSAS STATE 71



Cheyney State

NAME	FG	FT	RB	PF	TP	A	TO	BLK	S	MIN
D. Walker	f 6-12	2-2	6	4	14	0	0	0	1	29
V. Walker	f 10-19	4-6	9	3	24	3	1	4	9	35
S. Taylor	c 4-6	0-0	4	4	8	0	1	2	0	25
R. Gultford	g 9-16	0-0	5	1	18	7	1	0	2	35
Y. Laney	g 12-20	2-2	7	3	26	9	9	0	2	38
A. Strong	0-0	0-0	2	4	0	0	0	1	0	5
K. Draughn	0-0	1-2	2	1	1	2	0	0	0	8
S. Giddins	0-1	0-0	1	1	0	1	2	0	0	8
F. Wilds	1-3	0-2	2	3	2	0	0	0	0	7
E. Dabney	0-0	0-0	0	0	0	1	0	0	0	8
P. Bigelow	0-0	0-0	0	0	0	0	0	0	0	2
TEAM			2							
Totals	42-77	9-14	40	24	93	23	14	7	5	200

FG% 1st Half: 22-41 .537 FT% 1st Half: 1-4 .250
FG% 2nd Half: 20-36 .555 FT% 2nd Half: 8-10 .800
Game: 42-77 .545 Game: 9-14 .642

Kansas State

NAME	FG	FT	RB	PF	TP	A	TO	BLK	S	MIN
S. Hughes	f 1-7	0-2	5	1	2	1	0	0	0	27
B. Gilmore	f 4-7	4-4	1	0	12	0	1	0	1	24
T. Romstad	c 5-12	1-2	4	5	11	1	6	0	0	31
P. Gary	g 9-19	4-4	1	2	22	3	3	0	1	34
B. Sloan	g 0-0	0-0	2	0	0	7	3	0	1	33
J. Roise	1-5	0-0	1	3	2	3	1	0	0	13
A. Bonner	7-9	8-14	9	0	22	1	3	1	0	28
B. Dobbins	0-1	0-0	1	0	0	1	0	0	0	5
E. Schreiber	0-0	0-0	0	1	0	0	1	0	0	3
D. Weinreis	0-0	0-0	0	0	0	0	0	0	0	2
TEAM			3							
Totals	27-60	17-26	27	13	71	16	19	1	3	200

NCAA SECOND ROUND - MANHATTAN, KAN.

MARCH 25, 2003

(11) NOTRE DAME 59, (3) KANSAS STATE 53



Notre Dame (21-10)

No.	N A M E	FG	3FG	FT	RB	PF	TP	A	MIN
21	J. Batteast	f	1-10	0-1	0-0	1-4-5	4	2	3 30
41	C. LaVere	f	5-16	0-1	4-5	6-2-8	3	14	0 32
12	T. Borton	c	2-3	0-0	0-0	2-4-6	0	4	0 32
04	L. Severe	g	6-11	0-0	5-6	1-7-8	3	17	4 40
22	A. Ratay	g	3-13	3-6	3-4	0-7-7	0	12	2 39
13	M. Duffy		2-3	2-3	4-4	0-5-5	1	10	1 25
33	K. Flecky		0-0	0-0	0-0	0-0-0	2	0	0 2
TEAM						3-0-3			
TOTALS		19-56	5-11	16-19	13-29	42 13	59	10	200

Field Goals	1st Half	2nd Half	Game
Three-Point FG	38.7	28.0	33.9
Free Throws	42.9	50.0	45.5
Deadball Rebounds	100.0	83.3	84.2
	1	1	2

Kansas State (29-5)

No.	N A M E	FG	3FG	FT	RB	PF	TP	A	MIN
34	M. Mahoney	f	2-8	0-4	1-2	3-4-7	4	5	5 40
53	K. Wecker	f	4-15	2-6	0-0	0-7-7	4	10	4 38
03	N. Ohlde	c	6-10	0-0	3-4	3-8-11	3	15	3 40
10	L. Koehn	g	7-19	7-17	2-2	0-2-2	0	23	0 38
22	C. Domenico	g	0-2	0-2	0-0	1-4-5	3	0	2 37
42	B. Madden		0-1	0-0	0-1	1-0-1	2	0	1 4
45	A. Dutmer		0-2	0-1	0-0	0-0-0	0	0	0 3
TEAM						3-0-3			
TOTALS		19-57	9-30	6-9	11-25	36 16	53	15	200

Field Goals	1st Half	2nd Half	Game
Three-Point FG	41.4	25.0	33.3
Free Throws	35.7	25.0	30.0
Deadball Rebounds	100.0	57.1	66.7
	0	1	1

Halftime Score: Kansas State 31, Notre Dame 28; Turnovers: Kansas State 14 (Wecker 5), Notre Dame 13 (Severe 6); Blocks: Kansas State 3 (Ohlde 2), Notre Dame 4 (Batteast 2); Steals: Kansas State 6 (Wecker 3), Notre Dame 8 (Borton 2, Severe 2, Ratay 2); Fouled Out: None; Technical Fouls: None; Attendance: 11,534; Officials: Wesley Dean, Joe Cunningham, Kim Watt.

NCAA FIRST ROUND - MINNEAPOLIS, MINN.

MARCH 21, 2004

(2) KANSAS STATE 71, (15) VALPARAISO 63



Valparaiso (20-12)

No.	N A M E	FG	3FG	FT	RB	PF	TP	A	MIN
21	J. Stangler	f	3-7	0-1	4-4	3-7-10	3	10	0 37
35	T. Braun	c	1-4	0-0	2-2	1-3-4	4	4	0 18
13	K. Boone	g	2-6	0-0	1-2	0-2-2	2	5	7 37
22	S. Hammel	g	2-5	2-5	0-0	0-1-1	2	6	3 17
24	K. Knoester	g	2-8	1-2	2-3	1-0-1	0	7	1 22
03	L. Bechtold		0-0	0-0	2-2	0-0-0	0	2	0 3
10	B. Rietema		0-2	0-0	0-0	1-0-1	0	0	0 5
11	J. Gutowski		6-14	4-8	4-4	0-0-0	1	20	0 38
34	M. Baugher		2-5	0-0	5-7	1-1-2	5	9	1 23
TEAM						4-4-8			
TOTALS		18-51	7-16	20-24	11-18	29 17	63	12	200

Field Goals	1st Half	2nd Half	Game
Three-Point FG	37.5	33.3	35.3
Free Throws	44.4	42.9	43.8
Deadball Rebounds	86.7	77.8	83.3
	1	0	1

Kansas State (25-5)

No.	N A M E	FG	3FG	FT	RB	PF	TP	A	MIN
45	A. Dutmer	f	0-5	0-4	0-0	0-0-0	2	0	2 25
53	K. Wecker	f	6-12	1-3	2-2	2-11-13	3	15	2 37
03	N. Ohlde	c	5-7	0-0	15-21	1-3-4	3	25	5 37
10	L. Koehn	g	5-8	4-7	0-0	1-3-4	1	14	3 38
34	M. Mahoney	g	4-10	0-1	3-4	3-5-8	3	11	5 31
14	C. Coggins		0-1	0-1	0-0	0-0-0	1	0	0 4
15	T. McIntyre		0-0	0-0	0-0	0-0-0	1	0	0 3
22	C. Domenico		2-2	0-0	0-0	1-0-1	2	4	2 17
42	B. Madden		1-2	0-0	0-0	0-0-0	3	2	0 8
TEAM						1-3-4			
TOTALS		23-47	5-16	20-27	9-25	34 19	71	19	200

Field Goals	1st Half	2nd Half	Game
Three-Point FG	57.1	42.3	48.9
Free Throws	33.3	28.6	31.3
Deadball Rebounds	87.5	54.5	74.1
	4	0	4

Halftime Score: Kansas State 41, Valparaiso 35; Turnovers: Kansas State 13 (Koehn 3), Valparaiso 11 (Gutowski 4); Blocks: Kansas State 5 (Wecker 2), Valparaiso 0 (None); Steals: Kansas State 3 (Wecker 2), Valparaiso 6 (Hammel 2, Baugher 2); Fouled Out: Baugher, Technical Fouls: None; Attendance: 12,357; Officials: John Morningstar, Kathleen Lynch, Janice Aiberti

NCAA SECOND ROUND - MINNEAPOLIS, MINN.

MARCH 23, 2004

(7) MINNESOTA 80, (2) KANSAS STATE 61



Kansas State (25-6)

No.	N A M E	FG	3FG	FT	RB	PF	TP	A	MIN
45	A. Dutmer	f	0-1	0-0	0-0	0-0-0	0	0	1 10
53	K. Wecker	f	4-11	0-1	0-0	2-1-3	5	8	0 22
03	N. Ohlde	c	7-16	0-0	9-12	1-5-6	4	23	4 39
10	L. Koehn	g	1-4	1-3	0-0	0-3-3	4	3	2 30
34	M. Mahoney	g	6-11	1-3	4-5	2-4-6	3	17	3 38
14	C. Coggins		0-2	0-1	0-0	0-1-1	2	0	0 11
15	T. McIntyre		2-4	1-3	1-1	0-0-0	1	6	3 19
22	C. Domenico		0-1	0-1	0-0	0-1-1	0	0	0 10
42	B. Madden		2-5	0-0	0-0	1-1-2	1	4	0 21
TEAM						2-1-3			
TOTALS		22-55	3-12	14-18	8-17	25 20	61	13	200

Field Goals	1st Half	2nd Half	Game
Three-Point FG	23.1	55.2	40.0
Free Throws	25.0	25.0	25.0
Deadball Rebounds	80.0	76.9	77.8
	2	0	2

Minnesota (23-8)

No.	N A M E	FG	3FG	FT	RB	PF	TP	A	MIN
22	S. Bolden	f	4-6	2-3	0-0	1-2-3	0	10	1 36
35	K. Andersson	f	4-8	0-0	0-1	2-0-2	3	8	1 20
04	J. McCarville	c	5-8	0-0	5-7	3-15-18	4	15	7 31
11	S. Schrock	g	3-6	3-5	5-5	0-2-2	0	14	0 34
13	L. Whalen	g	2-9	1-2	10-10	4-3-7	2	15	9 32
03	K. Roysland		2-4	1-3	0-0	0-0-0	2	5	0 17
24	L. Dimitroff		0-0	0-0	0-0	0-1-1	0	0	0 1
31	H. Garry		0-0	0-0	0-0	0-0-0	0	0	0 1
33	J. Broback		3-5	1-2	2-4	1-2-3	4	9	2 22
50	C. Collison		0-0	0-0	0-0	0-0-0	1	0	0 1
55	L. Podominick		2-2	0-0	0-0	0-1-1	3	4	0 5
TEAM						0-1-1			
TOTALS		25-48	8-15	22-27	11-27	38 19	80	21	200

Halftime Score: Minnesota 43, Kansas State 17; Turnovers: Minnesota 12 (Whalen 4), Kansas State 8 (Wecker 2, Ohlde 2, Mahoney 2); Blocks: Minnesota 1 (McCarville), Kansas State 2 (Ohlde 2); Steals: Minnesota 5 (Whalen 2), Kansas State 6 (Mahoney 3); Fouled Out: Wecker; Technical Fouls: None; Attendance: 13,425; Officials: Bill Titus, John Morningstar, Kathleen Lynch.

NCAA FIRST ROUND - SEATTLE, WASH.

MARCH 19, 2005

(4) KANSAS STATE 70, (13) BOWLING GREEN 60



Bowling Green (23-8)

No.	N A M E	FG	3FG	FT	RB	PF	TP	A	MIN
14	C. Horne	f	2-14	1-6	3-4	2-0-2	2	8	0 34
22	A. Mann	f	4-19	1-4	4-5	3-5-8	5	13	1 33
13	L. Honegger	c	5-16	3-9	2-4	6-7-13	3	15	1 35
20	K. Achter	g	4-13	0-0	2-4	0-3-3	2	10	2 29
21	C. McDowell	g	4-7	0-2	0-1	0-2-2	0	8	2 35
24	T. Lewis		1-1	0-0	0-2	1-5-6	1	2	1 21
25	K. Kapferer		0-0	0-0	0-0	0-2-2	1	0	0 8
42	S. Smith		2-3	0-0	0-0	1-0-1	0	4	0 5
TEAM						3-1-4			
TOTALS		22-73	5-21	11-20	16-25	41 14	60	7	200

Field Goals	1st Half	2nd Half	Game
Three-Point FG	31.4	28.9	30.1
Free Throws	30.0	18.2	23.8
Deadball Rebounds	72.7	33.3	55.0
	6	1	7

Kansas State (24-7)

No.	N A M E	FG	3FG	FT	RB	PF	TP	A	MIN
30	S. Wheeler	f	3-5	0-0	0-0	2-5-7	0	6	1 25
53	K. Wecker	f	6-14	1-1	12-12	2-10-12	4	25	1 28
10	L. Koehn	g	8-19	6-13	0-0	2-2-4	3	22	0 37
14	C. Coggins	g	4-11	1-4	0-0	1-6-7	2	9	2 32
22	C. Domenico		0-0	0-0	0-1	1-2-3	3	0	3 32
13	K. Dietz		0-1	0-1	0-0	0-0-0	1	0	0 12
15	T. McIntyre		1-5	0-3	2-3	1-1-2	1	4	0 11
42	B. Madden		1-5	0-0	2-2	2-9-11	3	4	2 20
50	J. McFarland		0-0	0-0	0-0	0-0-0	0	0	0 3
TEAM						1-3-4			
TOTALS		23-60	8-22	16-18	12-38	50 17	70	9	200

Field Goals	1st Half	2nd Half	Game
Three-Point FG	33.3	44.4	38.3
Free Throws	46.2	22.2	36.4
Deadball Rebounds	100.0	85.7	88.9
	1	0	1

Halftime Score: Bowling Green 33, Kansas State 32; Turnovers: Kansas State 16 (Wecker 4, Coggins 4), Bowling Green 7 (Achter 3); Blocks: Kansas State 10 (Wheeler 4), Bowling Green 0; Steals: Kansas State 3 (Wecker 1, Coggins 1, Madden 1), Bowling Green 8 (Horne 2, Honegger 2, Lewis 2); Fouled Out: Mann; Technical Fouls: None; Attendance: 3,203; Officials: Lisa Mattingly, Anita Ortega, Ken Weiland

NCAA SECOND ROUND - SEATTLE, WASH.

MARCH 21, 2005

(5) VANDERBILT 63, (4) KANSAS STATE 60



Vanderbilt (24-7)

No.	N A M E	FG	3FG	FT	RB	PF	TP	A	MIN
32	A. Earley	f	8-13	0-0	1-3	2-4-6	3	17	5 40
50	C. Thomas	f	8-18	0-0	2-2	3-4-7	4	18	3 39
10	D. Davis	g	5-11	2-4	1-2	0-0-0	3	13	3 34
20	A. Ramsey	g	2-8	2-5	2-4	1-6-7	2	8	2 34
33	C. Williams		0-0	0-0	0-0	0-1-1	2	0	1 29
03	C. Stringfield		2-5	2-3	1-2	3-1-4	0	7	3 21
04	K. Antony		0-0	0-0	0-0	0-0-0	0	0	0 2
11	E. Grimaldi		0-0	0-0	0-0	0-0-0	0	0	0 1
TEAM						0-2-2			
TOTALS		25-55	6-12	7-13	9-18	27 14	63	17	200

Field Goals	1st Half	2nd Half	Game
Three-Point FG	38.2	57.1	45.5
Free Throws	44.4	66.7	50.0
Deadball Rebounds	66.7	42.9	53.8
	3	2	5

Kansas State (24-8)

Kansas State (24-8)									
No.	N A M E		FG	3FG	FT	RB	PF	TP	A MIN
30	S. Wheeler	f	1-4	0-0	0-0	3-5-8	4	2	1 30
53	K. Wecker	f	12-21	1-2	4-5	1-7-8	3	29	1 39
14	L. Koehn	g	3-16	3-13	0-0	0-4-4	1	9	0 36
10	C. Coggins	g	6-10	0-1	1-2	2-3-5	2	13	4 38
22	C. Domenico	g	0-1	0-1	0-0	2-1-3	2	0	1 30
13	K. Dietz		0-0	0-0	0-0	0-0-0	1	0	2 8
21	T. McIntyre		0-0	0-0	0-0	0-0-0	1	0	0 8
45	B. Madden		3-4	0-0	1-1	1-2-3	3	7	0 11

NCAA SECOND ROUND - BRIDGEPORT, CONN. MARCH 25, 2008 (4) LOUISVILLE 80, (5) KANSAS STATE 63



No.	N A M E	FG	3FG	FT	RB	PF	TP	A MIN
04	Sweat, Ashley	f 5-9	3-4	3-3	1-2-3	2	16	1 31
44	McCullough, C.	f 2-5	2-4	0-0	1-0-1	2	6	0 13
51	Gipson, Marlies	f 4-9	0-0	0-0	2-1-3	2	8	4 35
05	Lehning, Shalee	g 3-8	1-3	2-4	1-5-6	3	9	6 38
41	Kincaid, Kari	g 2-8	2-7	0-1	2-3-5	1	6	1 32
02	Nelson, Kelsey	5-6	2-3	0-0	0-0-0	2	12	2 25
25	Zanotti, Danielle	0-1	0-1	0-0	0-0-0	0	0	1 14
30	Wheeler, Shana	3-3	0-0	0-0	0-1-1	2	6	0 12
TEAM		2-1-3						
TOTALS		24-49	10-22	5-8	9-13-22	14	63	15 200

	1st Half	2nd Half	Game
Field Goals	41.7	56.0	49.0
Three-Point FG	38.5	55.6	45.5
Free Throws	60.0	66.7	62.5
Deadball Rebounds			1

No.	N A M E	FG	3FG	FT	RB	PF	TP	A MIN
13	Bingham, C.	f 4-7	0-0	4-6	6-4-10	0	12	7 40
35	McCoughtry, A.	f 12-26	0-2	0-0	2-5-7	4	24	3 32
42	Wright, C.	c 6-9	0-0	1-1	2-3-5	3	13	0 21
03	Barlow, Patrika	g 4-9	3-4	2-2	1-2-3	1	13	6 40
22	Radde, Brandie	g 0-1	0-0	0-0	0-1-1	1	0	0 16
04	Simmons, C.	2-5	0-1	0-0	1-0-1	2	4	0 13
45	Hines, Keshia	2-2	0-0	1-2	2-2-4	4	5	0 17
50	Byrd, Deseree	4-5	1-1	0-0	2-0-2	0	9	1 21
TEAM		3-1-4						
TOTALS		34-64	4-8	8-11	19-18-37	15	80	17 200

	1st Half	2nd Half	Game
Field Goals	54.8	51.5	53.1
Three-Point FG	100.0	33.3	50.0
Free Throws	100.0	50.0	72.7
Deadball Rebounds			1

Halftime Score: Louisville 41, Kansas State 28; **Turnovers:** Kansas State 18, Louisville 11; **Blocks:** Kansas State 4 (Wheeler 2, Gipson 2), Louisville 3 (McCoughtry 2); **Steals:** Kansas State 6 (Sweat 2, Gipson 2), Louisville 10 (Byrd 3, Hines 2, McCoughtry 2); **Fouled Out:** None; **Technical Fouls:** None; **Attendance:** ---; **Officials:** Denise Brooks, Joanne Aldrich, Joe Vaszily

NCAA FIRST ROUND - ALBUQUERQUE, N.M. MARCH 21, 2009 (5) KANSAS STATE 68, (12) DREXEL 44



No.	N A M E	FG	3FG	FT	RB	PF	TP	A MIN
02	Peterson, A.	f 0-3	0-1	0-0	0-1-1	4	0	3 36
14	Stjarnstrom, Jen	f 0-2	0-1	0-0	0-2-2	0	0	0 10
44	Marginean, G.	f 6-15	1-1	2-2	3-5-8	4	15	0 24
05	Rossee, J.	g 4-8	3-4	2-2	1-2-3	2	13	0 31
24	Hester, Nicole	g 1-5	1-3	0-0	1-1-2	0	3	0 21
03	Hale, Tyler	2-7	0-0	1-1	1-1-2	1	5	1 27
12	Crane, Marisa	1-4	0-1	2-2	0-1-1	2	4	0 19
23	Nacickaite, Kamile	0-3	0-1	0-0	1-3-4	1	0	2 14
41	Cornish, Brooke	1-3	0-0	2-2	0-3-3	1	4	0 18
TEAM		1-1-2						
TOTALS		15-50	5-12	9-9	8-20-28	15	44	6 200

	1st Half	2nd Half	Game
Field Goals	23.8	34.5	30.0
Three-Point FG	50.0	33.3	41.7
Free Throws	100.0	100.0	100.0
Deadball Rebounds			0

No.	N A M E	FG	3FG	FT	RB	PF	TP	A MIN
04	Sweat, Ashley	f 4-11	1-3	2-2	2-0-2	0	11	1 32
51	Gipson, Marlies	f 8-10	0-0	2-2	1-6-7	0	18	1 30
05	Lehning, Shalee	g 1-3	0-0	3-3	1-8-9	2	5	13 31
25	Zanotti, Danielle	g 3-7	3-7	0-0	0-3-3	0	9	2 36
41	Kincaid, Kari	g 4-8	3-7	0-0	1-4-5	3	11	0 30
02	Nelson, Kelsey	2-5	2-3	0-0	3-0-3	1	6	1 17
10	Hill, Kelsey	0-0	0-0	0-0	0-0-0	0	0	0 4
32	Voronenko, Alina	0-0	0-0	0-0	0-0-0	0	0	0 3
33	Childs, Jalana	3-5	0-0	0-1	0-1-1	1	6	1 8
34	Brown, Branshea	1-3	0-1	0-2	1-0-1	2	2	0 7
45	Gilbertson, Jenny	0-0	0-0	0-0	0-0-0	0	0	0 2
TEAM		0-5-5						
TOTALS		26-52	9-21	7-10	9-27-36	9	68	19 200

	1st Half	2nd Half	Game
Field Goals	42.3	57.7	50.0
Three-Point FG	30.0	54.5	42.9
Free Throws	50.0	75.0	70.0
Deadball Rebounds			0

Halftime Score: Kansas State 26, Drexel 19; **Turnovers:** Kansas State 8, Drexel 11; **Blocks:** Kansas State 2, Drexel 2; **Steals:** Kansas State 6, Drexel 4; **Fouled Out:** None; **Technical Fouls:** None; **Attendance:** 3,111; **Officials:** Marianne Karp, Kyle Bacon, Robert Scofield

NCAA SECOND ROUND - ALBUQUERQUE, N.M. MARCH 23, 2009 (4) VANDERBILT 74, (5) KANSAS STATE 61



No.	N A M E	FG	3FG	FT	RB	PF	TP	A MIN
04	Sweat, Ashley	f 7-15	1-3	2-3	1-2-3	4	17	1 33
51	Gipson, Marlies	f 8-13	0-0	0-0	0-6-6	5	16	2 33
05	Lehning, Shalee	g 5-10	0-1	0-0	1-1-2	2	10	4 39
25	Zanotti, Danielle	g 2-2	2-2	0-0	1-2-3	2	6	0 40
41	Kincaid, Kari	g 2-8	2-5	0-1	1-1-2	1	6	2 35
02	Nelson, Kelsey	3-3	0-0	0-0	1-2-3	1	6	0 12
33	Childs, Jalana	0-0	0-0	0-0	0-2-2	1	0	0 8
TEAM		1-2-3						
TOTALS		27-51	5-11	2-4	6-18-24	16	61	9 200

	1st Half	2nd Half	Game
Field Goals	59.3	45.8	52.9
Three-Point FG	83.3	0.0	45.5
Free Throws	50.0	50.0	50.0
Deadball Rebounds			1

No.	N A M E	FG	3FG	FT	RB	PF	TP	A MIN
34	Wirth, Christina	f 10-19	2-7	2-2	1-6-7	1	24	1 40
02	Risper, Jennifer	g 9-12	0-0	9-10	2-3-5	4	27	1 34
20	Mooney, Jessica	g 0-2	0-1	1-4	1-2-3	1	1	4 29
22	Rhoads, Jence	g 2-8	0-0	2-2	4-3-7	0	6	3 36
23	Marsh, Merideth	g 2-6	2-4	0-0	2-0-2	2	6	1 28
03	Chisholm, Chanel	1-1	0-0	0-0	0-1-1	2	2	0 3
05	Lueders, Lauren	2-5	1-3	0-0	0-2-2	1	5	4 23
12	Coleman, Jordan	1-2	0-0	1-2	1-0-1	0	3	0 3
24	Gibbs, Tia	0-0	0-0	0-0	1-0-1	2	0	1 4
TEAM		2-2-4						
TOTALS		27-55	5-15	15-20	14-19-33	13	74	15 200

	1st Half	2nd Half	Game
Field Goals	48.3	50.0	49.1
Three-Point FG	37.5	28.6	33.3
Free Throws	75.0	75.0	75.0
Deadball Rebounds			1

Halftime Score: Kansas State 38, Vanderbilt 37; **Turnovers:** Kansas State 11, Vanderbilt 10; **Blocks:** Kansas State 1 (Gipson), Vanderbilt 5, (Mooney 3); **Steals:** Kansas State 3, Vanderbilt 6 (Risper 3); **Fouled Out:** Kansas State - Gipson; **Technical Fouls:** None; **Attendance:** 2,720; **Officials:** Scott Yarbrough, Marianne Karp, Penny Davis

NCAA FIRST ROUND - STORRS, CONN. MARCH 20, 2011 (9) PURDUE 53, (8) KANSAS STATE 45



No.	N A M E	FG	3FG	FT	RB	PF	TP	A MIN
24	Mingo, Drey	f 6-9	3-4	1-2	0-7-7	1	16	0 35
40	Jones, Chelsea	c 0-2	0-0	0-0	0-5-5	1	0	1 28
05	Rayburn, B.	g 7-15	1-6	6-6	1-1-2	2	21	0 36
15	Moses, C.	g 1-4	0-1	3-4	0-0-0	1	5	5 26
43	Poston, Chantel	g 0-1	0-0	0-0	0-0-0	0	0	0 6
02	Howard, A.	2-4	1-2	2-2	0-3-3	1	7	0 16
20	Williams, D. D.	0-0	0-0	2-2	0-3-3	3	2	3 34
41	Guyton, Alex	1-6	0-0	0-0	1-4-5	0	2	0 15
54	Woods, Samantha	0-1	0-1	0-0	0-0-0	0	0	0 2
TOTALS		17-42	5-14	14-16	4-23-27	9	53	9 200

	1st Half	2nd Half	Game
Field Goals	45.0	36.4	40.5
Three-Point FG	37.5	33.3	35.7
Free Throws	100.0	83.3	87.5
Deadball Rebounds			1

No.	N A M E	FG	3FG	FT	RB	PF	TP	A MIN
34	Brown, B.	f 2-6	0-0	0-0	3-8-11	3	4	0 33
02	Chambers, B.	g 7-20	4-12	0-0	7-5-12	1	18	0 37
11	Caron, Chantay	f 1-4	0-1	0-0	2-0-2	0	2	0 13
12	Karr, Taelor	g 6-17	1-7	1-2	0-4-4	3	14	1 39
22	White, Mariah	g 0-4	0-0	0-0	3-1-4	3	0	4 34
10	Hill, Kelsey	1-1	1-1	0-0	1-0-1	1	3	0 13
32	Voronenko, A.	0-2	0-2	0-0	0-1-1	0	0	0 4
33	Childs, Jalana	2-9	0-0	0-0	2-3-5	4	4	1 27
TOTALS		19-63	6-23	1-2	20-22-42	15	45	6 200

	1st Half	2nd Half	Game
Field Goals	21.9	38.7	30.2
Three-Point FG	21.4	33.3	26.1
Free Throws	0.0	50.0	50.0
Deadball Rebounds			2

Halftime Score: Purdue 25, Kansas State 17; **Turnovers:** Kansas State 16, Purdue 13; **Blocks:** Purdue 6 (Mingo, 4), Kansas State 0; **Steals:** Purdue 6 (Jones, 2), Kansas State 3; **Fouled Out:** None **Technical Fouls:** None; **Attendance:** 6,418; **Officials:** Dee Kantner, Frank Steratore, Dawn Marsh

NCAA FIRST ROUND - BRIDGEPORT, CONN. MARCH 17, 2012 (8) KANSAS STATE 67, (9) PRINCETON 64



No.	N A M E	FG	3FG	FT	RB	PF	TP	A MIN
20	Miller, Kate	f 3-8	0-4	0-0	2-0-2	1	6	0 29
24	Rasheed, N.	f 8-22	1-2	3-5	4-5-9	3	20	6 37
44	Allgood, D.	c 7-10	0-0	1-1	2-10-12	2	15	1 32
03	Polansky, L.	g 1-4	0-0	0-0	3-2-5	3	2	1 35
30	Edwards, L.	g 5-13	2-6	3-4	2-2-4	0	15	0 38
10	Hung, Nicole	2-3	0-0	2-2	0-0-0	1	6	0 13
22	Johnson, Laura	0-0	0-0	0-0	0-0-0	0	0	0 4
25	Smith, Mariah	0-0	0-0	0-0	0-0-0	0	0	0 1
43	Bowen, Megan	0-1	0-0	0-0	1-1-2	0	0	0 11
TOTALS		26-61	3-12	9-12	16-24-40	10	64	8 200

	1st Half	2nd Half	Game
Field Goals	42.3	42.9	42.6
Three-Point FG	50.0	12.5	25.0
Free Throws	.750	.750	.750
Deadball Rebounds			0

Kansas State (20-13, 9-9 Big 12)								
No.	N A M E	FG	3FG	FT	RB	PF	TP	A MIN
33	Childs, Jalana	f 6-13	0-0	3-3	4-4-8	1	15	0 35
	Brown, B.	f 10-17	0-0	2-2	1-6-7	3	22	4 39
02	Chambers, B.	g 3-7	0-1	0-0	1-1-2	1	6	2 39
13	Dickey, Tasha	g 3-6	2-5	0-0	0-1-1	5	8	0 17
22	White, Mariah	g 1-3	1-2	6-7	0-2-2	2	9	5 38
11	Caron, Chantay	1-2	1-2	0-0	0-0-0	0	3	1 5
14	Wittman, S.	0-1	0-0	0-0	0-0-0	0	0	0 2
21	Chisholm, J.	0-0	0-0	0-0	0-0-0	0	0	1 1
23	Woods, Ashia	1-5	1-5	1-2	1-2-3	2	4	4 24
TOTALS		25-54	6-15	12-14	7-22-29	14	67	16 106

NCAA FIRST ROUND - COLUMBIA, S.C.
MARCH 18, 2016
(9) KANSAS STATE 56, (8) GEORGE WASHINGTON 51



Kansas State (19-12, 8-10 Big 12)												
No.	N A M E	FG	3FG	FT	RB	PF	TP	A	MIN			
01	Page, Kaylee	f	1-3	1-2	0-0	0-0-0	3	3	0	23		
22	Lewis, Breanna	c	6-11	0-0	1-6	2-6-8	5	13	0	30		
15	Deines, Megan	g	6-12	0-3	2-3	0-1-1	3	14	2	35		
24	Wesemann, Kindred	g	2-10	2-7	2-4	0-3-3	2	8	7	39		
50	Martin, Shaelyn	f	2-8	1-2	2-2	1-8-9	4	7	6	32		
00	Sheble, Jessica		3-6	0-0	0-0	0-1-1	4	6	0	10		
10	Goth, Kayla		1-3	0-0	1-2	0-1-1	0	3	1	15		
11	Taylor, Antoinette		0-0	0-0	0-0	0-0-0	1	0	0	1		
20	Craig, Brianna		0-2	0-2	2-4	1-1-2	1	2	2	15		
TEAM					5-3-8					1		
TOTALS			21-55	4-16	10-21	9-24-33	23	56	18	200		

	1st Q	2nd Q	3rd Q	4th Q	Game
Field Goals	.429	.300	.438	.333	
Three-Point FG	.500	.500	.250	.125	.250
Free Throws	.333	.167	.500	.750	.476
Deadball Rebounds					7

George Washington (26-7, 13-3 Atlantic 10)

No.	N A M E	FG	3FG	FT	RB	PF	TP	A	MIN			
03	Washington, Caira	f	1-8	0-0	3-4	5-7-12	3	5	0	35		
35	Jones, Jonquel	f	5-15	0-3	10-12	5-8-13	3	20	0	34		
40	Chase, Lauren	g	2-7	0-1	0-0	0-1-1	1	4	5	39		
20	Schaible, Hannah	g	4-10	0-2	3-5	3-2-5	5	11	2	28		
34	Cummings, Brianna	g	1-11	0-0	4-4	2-4-6	4	6	3	37		
13	Cranshaw, Shannon		1-2	0-1	1-2	0-3-3	1	3	1	11		
21	Bautista, Mei-Lyn		0-1	0-1	0-0	0-0-0	0	0	1	4		
24	Chandler, Alexis		0-0	0-0	0-0	0-0-0	0	0	0	1		
25	Prange, Kelli		1-4	0-2	0-0	2-3-5	3	2	0	11		
TEAM					2-3-5							
TOTALS			15-58	0-10	21-27	19-31-50	20	51	12	200		

	1st Q	2nd Q	3rd Q	4th Q	Game
Field Goals	.429	.308	.154	.167	.259
Three-Point FG	.000	.000	.000	.000	.000
Free Throws	.500	.900	.500	1.000	.778
Deadball Rebounds					4

Halftime Score: George Washington 31, K-State 24; **Turnovers:** K-State 15, George Washington 21; **Blocks:** K-State 10, George Washington 11; **Steals:** K-State 7, George Washington 4; **Fouled Out:** K-State - Lewis; George Washington - Schaible **Technical Fouls:** None; **Attendance:** 10,276; **Officials:** Gina Cross, Luis Gonzalez, Kevin Farlow

NCAA SECOND ROUND - COLUMBIA, S.C.
MARCH 20, 2016
(1) SOUTH CAROLINA 73, (9) KANSAS STATE 47



Kansas State (19-13, 8-10 Big 12)												
No.	N A M E	FG	3FG	FT	RB	PF	TP	A	MIN			
01	Page, Kaylee	f	1-5	1-3	0-0	0-3-3	2	3	0	26		
22	Lewis, Breanna	c	9-19	0-0	3-4	5-4-9	4	21	0	35		
15	Deines, Megan	g	1-10	0-3	3-4	0-1-1	3	5	1	33		
24	Wesemann, Kindred	g	2-6	1-4	0-0	0-0-0	2	5	3	37		
50	Martin, Shaelyn	f	1-6	0-3	0-0	2-4-6	4	2	2	27		
00	Sheble, Jessica		2-3	0-0	0-0	1-0-1	1	4	0	5		
02	Young, Erica		0-2	0-0	1-2	3-3-6	1	1	1	9		
10	Goth, Kayla		2-3	0-0	2-3	0-2-2	0	6	2	16		
11	Taylor, Antoinette		0-1	0-1	0-0	0-0-0	0	0	0	3		
12	Thomson, Kelly		0-0	0-0	0-0	0-1-1	0	0	0	4		
20	Craig, Brianna		0-1	0-0	0-0	0-0-0	2	0	0	5		
TEAM					1-2-3							
TOTALS			18-56	2-14	9-13	12-20-32	19	47	9	200		

	1st Q	2nd Q	3rd Q	4th Q	Game
Field Goals	.400	.417	.222	.313	.321
Three-Point FG	.500	.000	.000	.167	.143
Free Throws	.800	.750	.500	.500	.692
Deadball Rebounds					2

South Carolina (33-1, 16-0 SEC)

No.	N A M E	FG	3FG	FT	RB	PF	TP	A	MIN			
22	Wilson, Aja	f	2-9	0-0	4-4	1-4-5	2	8	0	15		
31	Dozier, Asia	f	1-6	1-5	0-0	0-2-2	0	3	3	22		
41	Coates, Alaina	c	5-7	0-0	4-8	5-5-10	1	14	0	21		
05	Sessions, Khadijah	g	3-5	0-2	0-0	1-1-2	2	6	2	22		
25	Mitchell, Tiffany	g	7-13	1-4	5-8	2-2-4	2	20	3	31		
01	Cuevas, Bianca		3-6	2-5	0-0	2-0-2	1	8	0	26		
04	Cliney, Doniyah		0-1	0-0	0-0	0-0-0	1	0	0	6		
23	Roy, Tina		2-6	2-6	0-0	1-4-5	1	6	0	13		
24	Imovbioh, Sarah		2-2	0-0	1-4	3-6-9	4	5	0	22		
40	White, Jatarie		1-5	0-0	1-2	2-1-3	1	3	3	21		
44	Farmer, India		0-0	0-0	0-0	0-1-1	0	0	0	1		
TEAM					1-3-4							
TOTALS			26-60	6-22	15-26	18-29-47	15	73	11	200		

	1st Q	2nd Q	3rd Q	4th Q	Game
Field Goals	.462	.625	.353	.286	.433
Three-Point FG	.250	.500	.167	.250	.273
Free Throws	.714	.500	1.000	.200	.577
Deadball Rebounds					6

Halftime Score: South Carolina 45, K-State 26; **Turnovers:** K-State 16, South Carolina 11; **Blocks:** K-State 2, South Carolina 6; **Steals:** K-State 7, South Carolina 9; **Fouled Out:** None **Technical Fouls:** None; **Attendance:** 10,048; **Officials:** Gina Cross, Anita Ortega, Luis Gonzalez

NCAA FIRST ROUND - MANHATTAN, KAN.
MARCH 18, 2017
(7) KANSAS STATE 67, (10) DRAKE 54



Drake (28-5, 18-0 MVC)												
No.	N A M E	FG	3FG	FT	RB	PF	TP	A	MIN			
03	Wendell, Lizzy	f	5-14	2-8	5-8	1-2-3	3	17	4	34		
35	Jonas, Becca	f	0-0	0-0	0-0	0-0-0	0	0	1	3		
05	Hittner, Becca	g	4-11	1-4	4-6	2-1-3	3	13	1	31		
21	Bachrodt, Sammie	g	4-10	2-4	0-0	1-4-5	1	10	0	33		
22	Ingle, Caitlin	g	2-4	0-0	0-0	0-2-2	1	4	7	36		
12	Rose, Brenni		1-3	0-1	0-0	1-3-4	1	2	0	18		
15	Greiner, Paige		0-4	0-3	0-0	1-0-1	1	0	0	13		
24	Miller, Nicole		0-0	0-0	0-0	1-0-1	1	0	1	11		
34	Rush, Cortni		3-5	2-4	0-0	0-2-2	2	8	0	15		
40	Mertz, Mya		0-1	0-0	0-0	1-1-2	0	0	0	6		
TEAM					1-2-3							
TOTALS			19-52	7-24	9-14	9-17-26	13	54	14	200		

	1st Q	2nd Q	3rd Q	4th Q	Game
Field Goals	.500	.250	.250	.500	.365
Three-Point FG	.500	.333	.000	.429	.292
Free Throws	.500	.500	1.000	1.000	.643
Deadball Rebounds					3

Kansas State (23-10, 11-7 Big 12)

No.	N A M E	FG	3FG	FT	RB	PF	TP	A	MIN			
11	Williams, Peyton	f	2-3	0-0	0-0	2-0-2	0	4	0	15		
22	Lewis, Breanna	c	11-17	0-0	1-2	4-7-11	2	23	2	32		
10	Goth, Kayla	g	0-3	0-1	0-0	0-1-1	0	0	2	16		
21	Middlebrook, Karyla	g	3-7	1-2	1-2	3-1-4	3	8	7	30		
24	Wesemann, Kindred	g	5-14	4-12	2-2	0-2-2	1	16	5	37		
00	Sheble, Jessica		0-0	0-0	0-0	0-1-1	1	0	0	7		
01	Page, Kaylee		2-5	2-4	0-0	1-4-5	0	6	0	21		
03	Page, Lanie		1-1	1-1	0-0	0-1-1	1	3	0	5		
12	Thomson, Kelly		0-1	0-1	0-0	0-1-1	0	0	0	1		
13	Willock, Eternati		1-2	0-0	0-0	0-2-2	2	2	2	11		
50	Martin, Shaelyn		1-2	0-0	3-4	2-5-7	1	5	3	25		
TEAM					2-2-4							
TOTALS			26-55	8-21	7-10	14-27-41	11	67	21	200		

	1st Q	2nd Q	3rd Q	4th Q	Game
Field Goals	.500	.400	.308	.625	.473
Three-Point FG	.600	.200	.000	.571	.381
Free Throws	.500	.500	.833	.000	.700
Deadball Rebounds					0

Halftime Score: K-State 30, Drake 25; **Turnovers:** Drake, 17, K-State 19; **Blocks:** Drake 1, K-State 5; **Steals:** Drake 13, K-State 11; **Fouled Out:** Drake - None, K-State - None; **Technical Fouls:** None; **Attendance:** 4,005; **Officials:** Doug Knight, Margaret Tieman, Bill Larence

NCAA SECOND ROUND - MANHATTAN, KAN.
MARCH 20, 2017
(2) STANFORD 69, (7)

AIAW APPEARANCES (9; 1972-80) • WNIT APPEARANCES (6; 1999, 2006, 2007, 2013, 2015, 2018)

AIAW Record: 29-20 • WNIT Record: 16-5

1969 - NWIT (Amarillo, Texas)

3/20: Wayland Baptist 76, Kansas State 21
3/21: Ranger JC 84, Kansas State 35
3/22: Southern State 75, Kansas State 55

1970 - NWIT (Amarillo, Texas)

3/20: Wayland Baptist 61, Kansas State 43
3/10: Ranger JC 52, Kansas State 41
3/11: Kansas State 56, West Texas State 47

1971 - NWIT (Cullowhee, N.C.)

N/A: Kansas State 49, Queens 35
N/A: North Carolina 53, Kansas State 47

1972 - AIAW 6th in Region VI

3/9: Central Missouri 66, Kansas State 57
3/10: Kansas State 57, Dickinson State 32
3/11: NW Missouri State 70, Kansas State 66

1973 - AIAW Region VI Champion/5th in Tournament

3/8: Kansas State 43, South Dakota State 35
3/9: Kansas State 45, Central Missouri 41
3/10: Kansas State 43, Wayne State 39
3/22: S. Connecticut St. 56, Kansas State 52
3/23: Kansas State 49, Long Beach State 43
3/23: Kansas State 47, East Carolina 46
3/24: Kansas State 69, South Carolina 57

1974 - AIAW 3rd in Region VI

3/7: Kansas State 62, Martin L. King 41
3/8: William Penn 52, Kansas State 46
3/9: Kansas State 67, Dickinson St. 33
3/21: Immaculata 50, Kansas State 40
3/22: Wayland Baptist 49, Kansas State 34

1975 - AIAW 2nd in Region VI / 6th in Tournament

3/6: Kansas State 70, South Dakota State 40
3/7: Kansas State 66, Missouri State 45
3/8: William Penn 64, Kansas State 57
3/19: Immaculata 63, Kansas State 54
3/20: Kansas State 65, Idaho State 37
3/20: Kansas State 61, Ohio State 51
3/21: Kansas State 54, William Penn 43
3/22: Wayland Baptist 63, Kansas State 55

1976 - AIAW 6th in Region VI

3/4: Kansas St. 73, S. Dakota St. 41
3/5: Kansas St. 67, NW Missouri St. 63
3/6: William Penn 74, Kansas State 59

1977 - AIAW Region VI Champion / Quarterfinalist

3/10: Kansas State 72, Luther College 56
3/11: Kansas State 90, Nebraska-Omaha 61
3/12: Kansas State 70, Missouri 54
3/23: Kansas State 70, Utah 32
3/24: Tennessee 81, Kansas State 69
3/25: Tennessee Tech 68, Kansas State 58

1978 - AIAW 2nd in Region VI

3/9: Kansas State 96, Minnesota 81
3/10: Kansas State 66, Drake 52
3/11: Missouri 70, Kansas State 68

1979 - AIAW 2nd in Region VI / 4th in South Sectional

3/9: Kansas State 84, Minnesota 80
3/10: Kansas State 79, Drake 70
3/11: Kansas 75, Kansas State 59
3/16: Old Dominion 90, Kansas State 75
3/17: Valdosta St. 104, Kansas State 92

1980 - AIAW 2nd in Region VI / 3rd in East Sectional

2/28: Kansas State 73, Wichita State 71
2/29: Kansas State 79, Kansas 74
3/1: Central Missouri 73, Kansas State 60
3/6: Kansas State 70, Minnesota 63
3/7: Kansas State 74, Drake 65
3/8: Kansas 89, Kansas State 80
3/12: Kansas State 72, Boston 68
3/15: Tennessee 84, Kansas State 64

1999 - WNIT Second Round

3/11: at Kansas State 71, Creighton 60
3/14: at Arkansas State 78, Kansas State 65

2006 - WNIT Champions

3/17: at Kansas State 88, Idaho State, 68
3/22: at Kansas State 64, Fresno State, 61
3/24: at Kansas State 77, Nebraska, 63
3/28: at Kansas State 57, Western Kentucky 56 OT
3/31: at Kansas State 77, Marquette, 65

2007 - WNIT Semifinals

3/17: at Kansas State 72, Southern Illinois 46
3/22: at Kansas State 66, Illinois 51
3/25: at Kansas State 67, Auburn 54
3/28: at Wyoming 89, Kansas State 79 (30T)

2013 - WNIT Semifinals

3/21: at Kansas State 72, Texas Southern 44
3/25: at Kansas State 57, Illinois State 48
3/28: at Kansas State 60, Ball State 48
3/30: at Kansas State 66, Illinois 48
4/3: Utah 54, at Kansas State 46 (OT)

2015 - WNIT Second Round

3/21: at Kansas State 86, Akron 68
3/25: Missouri 67, at Kansas State 48

2018 - WNIT Third Round

3/15: at Kansas State 75, Saint Louis 61
3/18: at Kansas State 74, Utah 57
3/23: UC Davis 71, at Kansas State 69

KANSAS STATE INDIVIDUAL SINGLE GAME RECORDS - POSTSEASON WNIT

Points	42, Brittany Chambers, vs. Texas Southern (3/21/13)
Field Goals Made	15, Brittany Chambers, vs. Texas Southern (3/21/13)
Field Goal Attempts	25, Brittany Chambers, vs. Texas Southern (3/21/13)
3PT Field Goals Made	9, Brittany Chambers, vs. Texas Southern (3/21/13)
3PT Field Goal Attempts	15 - twice: Brittany Chambers, vs. Texas Southern (3/21/13) & Claire Coggins, vs. Nebraska (3/24/06)
Free Throws	10, Haley Texada vs. Akron (3/19/15)
Free Throw Attempts	13, Haley Texada vs. Akron (3/19/15)
FT Percentage	1.000 (8-8), Shalee Lehning, vs. Marquette (3/31/06) 1.000 (6-6), Kayla Goth, vs. Utah (3/18/18)
Rebounds	18, Peyton Williams, vs. UC Davis (3/23/18)
Assists	11, three times -- Shalee Lehning, at Wyoming (3/28/07) & vs. Nebraska (3/24/06) & vs. Idaho State (3/17/06)
Blocks	4, twice -- Shana Wheeler, at Wyoming (3/28/07) & Nicky Ramage vs. Creighton (3/11/99)
Steals	5, Mariah White, vs. Texas Southern (3/21/13)

KANSAS STATE TEAM SINGLE GAME RECORDS - POSTSEASON WNIT

Points	89, at Wyoming (3/28/07)
Points (Half)	50 - first half, vs. Akron (3/19/15)
Field Goals Made	37, vs. Idaho State (3/17/06)
Field Goal Attempts	78, vs. Idaho State (3/17/06)
Field Goal Pct. (min. 55 attempts)	491 (28-57), vs. Utah (3/18/18)
3PT Field Goals Made	12 - twice: vs. Ball State (3/28/13) & vs. Texas Southern (3/21/13)
3PT Field Goal Attempts	36, vs. Illinois State (3/25/13)
3PT FG Pct. (min. 10 attempts)	.471 (8-17), twice
Free Throws Made	22, vs. Akron (3/19/15)
Free Throw Attempts	32, vs. Akron (3/19/15)
Free Throw Pct. (min. 15 attempts)	.810 (17-21), vs. Marquette (3/31/06)
Rebounds	45, twice -- vs. Illinois State (3/25/13) & vs. UC Davis (3/23/18)
Assists	28, vs. Idaho State (3/17/06)
Turnovers	24, vs. Creighton (3/11/99)
Blocked Shots	9, vs. Creighton (3/11/99)
Steals	15, vs. Western Kentucky (3/28/06)

* - WNIT record

K-STATE vs. CONFERENCES IN WNIT

Atlantic 10 (1-0)			Pac 12 (1-1)		
3/15/18	Saint Louis	W, 75-61	4/3/13	Utah	L, 54-46 (ot)
			3/18/18	Utah	W, 74-57
Big 10 (2-0)			SEC (1-1)		
3/22/07	Illinois	W, 66-51	3/25/07	Auburn	W, 67-54
3/30/13	Illinois	W, 66-48	3/22/15	Missouri	L, 67-48
Big 12 (1-0)			SWAC (1-0)		
3/24/06	Nebraska	W, 77-63	3/21/13	Texas Southern	W, 72-44
Big East (1-0)			Sun Belt (0-1)		
3/31/06	Marquette	W, 77-65	3/14/99	at Arkansas State	L, 78-65
Big Sky (1-0)			3/28/06	W. Kentucky	W, 57-56 (ot)
3/17/06	Idaho State	W, 88-68			
Big West (0-1)			WAC (1-0)		
3/23/18	UC Davis	L, 71-69	3/22/06	Fresno State	W, 64-61
Mid-America Conference (2-0)					
3/28/13	Ball State	W, 60-48			
3/19/15	Akron	W, 86-68			
Missouri Valley Conference (3-0)					
3/14/99	Creighton	W, 71-60			
3/17/07	Southern Illinois	W, 72-46			
3/25/13	Illinois State	W, 57-48			
Mountain West (0-1)					
3/28/07	at Wyoming	L, 89-79 (3ot)			




Kansas State captured the 2006 Postseason WNIT title with five straight wins in Bramlage Coliseum. This was the first postseason title in program history.

RETIRED PLAYER JERSEYS



#3 NICOLE OHLDE (2000-04)

Two-time consensus first team All-American - Kodak/WBCA, AP and USBWA (2003, 2004) • Two-time State Farm Wade Trophy and Naismith National Player of the Year awards finalist (2003, 2004) • John R. Wooden Award Finalist (2004) • Two-time Big 12 Conference Player of the Year (2003, 2004) • 2004 CoSIDA Second Team Academic All-America • 2002 AP Honorable Mention All-American • Three-time Kodak All-District selection (2002, 2003, 2004) • 2002 ESPN The Magazine Center of the Year Finalist • Three-time CoSIDA Academic All-District • Four-time All-Big 12 selection (2002, 2003, 2004, first team - 2001, third team) • 2001 Big 12 Conference Freshman of the Year • Three-time Academic All-Big 12 First Team selection (2002, 2003, 2004) • WBCA Division I Player of the Month (January 2004) • Senior CLASS Award finalist (2004) • Two-time Honda Women's Basketball Award Finalist (2003, 2004) • Collegiate Basketball Award of Excellence recipient (2004) • Ranked second in the school record books in career scoring (2,241), rebounds (995), field goals made (882) and career double-doubles (39) • Ranks third for career blocks (204) • Ranked first in career free throws made (476) and free throws attempted (707) • Seven-time Big 12 Player of the Week honoree • Drafted No. 6 overall by the Minnesota Lynx in the 2004 WNBA Draft • Won two gold medals as a member of the USA Basketball World Championship For Young Women Teams in 2002 and 2003 • The most decorated player ever in school history, her No. 3 jersey was retired on March 3, 2004 • Named Big 12 Female Athlete of the Year in 2004 • Inducted into the State of Kansas Sports Hall of Fame in 2013 • Inducted into the Kansas State Athletics Hall of Fame in 2016.



#53 KENDRA WECKER (2001-05)

Kodak/WBCA All-American (2005) • Big 12 Conference Player of the Year (2005) • Senior CLASS Award Recipient (2005) • Collegiate Basketball Award of Excellence finalist (2005) • Two-time AP third team All-American (2003, 2004) • Two-time USBWA All-American (2003, 2005) • Three-time Naismith National Player of the Year Award finalist (2003, 2004, 2005) • Three-time All-Big 12 First Team selection (2003, 2004, 2005) and 2002 All-Big 12 Third Team selection • Two-time Wade Trophy and John R. Wooden Award finalist (2004, 2005) • Three-time CoSIDA Academic All-District (2003, 2004, 2005) • 2002 All-Big 12 Honorable Mention selection • Two-time Big 12 All-Tournament Team selection (2002, 2005) • Three-time Academic All-Big 12 First Team selection (2003, 2004, 2005) • Seven-time Big 12 Player of the Week • WBCA Division I Player of the Month (February 2005) • Named Preseason WNIT MVP in 2002-03 • Ranked first all-time in career scoring (2,333) and first all-time in career rebounding (1,087) at K-State • Also holds school records for most career double-doubles (52), career field goals made (935), career field goals attempted (1,913), career minutes played (4,141) and most consecutive free throws made (28) • Became the first Wildcat and second player in league history to record 2,000 points and 1,000 rebounds in a career • Won a gold medal as a member of the 2003 USA Basketball World Championship For Young Women Team • Her No. 53 jersey was retired on Feb. 26, 2005 • Drafted No. 4 overall by the San Antonio Silver Stars in the 2005 WNBA Draft • Inducted into the State of Kansas Sports Hall of Fame in 2011 • Inducted into the Kansas State Athletics Hall of Fame in 2016.



#33 TAMMIE ROMSTAD (1979-82)

Two-time Wade Trophy finalist (1981, 1982) • Kodak All-Region VI team member • American Women's Sports Team Third Team All-American • 1980 Women's Basketball League Region VI All-American • Member of the 1977 U.S. Select National Team • Finished career with 1,548 points and 779 rebounds; both totals currently rank seventh in school history • Her career scoring average of 15.2 points per game ranks fifth in school history • Holds K-State's single season rebounding record (337) and ranks second in school history for single season scoring (686) • Helped K-State to first-ever NCAA Tournament appearance in 1982 • Tallied a double-double in K-State first NCAA Tournament game with 22 points and 15 rebounds; the 15 rebounds remains a K-State NCAA Tournament record • Jersey retired (#33) on March 1, 2009 • Inducted into the Kansas State Athletics Hall of Fame in 2013.

RETIRED PLAYER JERSEYS

182


#10 PRISCILLA GARY (1981-83)

K-State's first Kodak All-American (1983) • 1983 Wade Trophy finalist • Fast Break All-American and Middle America Player of the Year in 1983 • 1983 Kodak All-District V selection • Two-time NCAA Tournament All-Regional team selection in the East (1982) and Midwest (1983) • Two-time All-Big Eight First Team selection • Two-time All-Big Eight Tournament Team selection (1982, 1983) • Holds the school record for career scoring average (18.3) • Finished career with 1,169 career points and currently ranks 21st in school history • Dished out 172 assists in her career and ranks 25th in school history • First woman inducted into the K-State Athletics Hall of Fame (1998) • Jersey retired (#10) on March 1, 2009.


#5 SHALEE LEHNING (2005-09)

2009 AP All-American honorable mention • 2009 Lowe's Senior CLASS All-Senior All-America first team recipient • 2009 Wade Trophy candidate • 2009 Naismith Award candidate • 2009 Wooden Award candidate • 2009 Lowe's Senior CLASS Award finalist • 2008-09 Lieberman Award semifinalist • Two-time All-Big 12 First Team selection (2008, 2009) and an All-Big 12 honorable mention selection in 2007 • 2009 CoSIDA/ESPN the Magazine Academic All-America third team honoree • Two-time CoSIDA/ESPN the Magazine Academic All-District VII selection (2008, third team; 2009 first team) • Three-time Academic All-Big 12 first team selection • Two-time Big 12 Player of the Week selection • 2008 Kansas City Star All-Big 12 co-Player of the Year and first team selection • Two-time Waco Tribune All-Big 12 first team recipient (2008, 2009) • 2009 Dallas Morning News All-Big 12 first team • Holds the school record for assists in a career and ranks second in Big 12 history (800) • Ranks fourth in school history in career rebounds (914) • Ranks 19th in K-State history with 1,189 career points • First player in school and Big 12 history to register 1,000 points, 900 rebounds and 800 assists for a career • Holds school record for assists by a freshman (189), sophomore (179), junior (203) and senior (229) • Senior year total of 229 assists is a K-State single season record and ranks second in Big 12 history • Led the Big 12 in assists per game in 2007-08 and 2008-09 • Finished second in the nation in assists per game in 2008-09 • Holds the school and Big 12 records for triple-doubles in a career (5) and season (3) • Tied for third in NCAA history for career triple-doubles • Holds school record for minutes played (4,271) • Ranks fifth in school history for career steals (235) • Ranks tied for third in career starts (123) and career games played (130) • Jersey retired (#5) March 1, 2009 • Drafted 25th overall in the second round of the 2009 WNBA Draft by the Atlanta Dream • Inducted into the State of Kansas Sports Hall of Fame in 2015.

ALL-AMERICANS


BRITTANY CHAMBERS
(2009-13)

- 2013 Associated Press All-America (HM)
- 2013 WBCA All-America (HM)


NADIRA HAZIM
(1988-91)

- 1991 Kodak All-District V


DIANA MILLER
(1988-91)

- 1990 Kodak All-District V


CARLISA THOMAS
(1984-87)

- 1987 Kodak All-District V
- 1986 Street & Smith Preseason All-America (HM)


KIMBERLY DIETZ
(2004-08)

- 2008 Associated Press All-America (HM)


ANDRIA JONES
(1994-97)

- 1997 Associated Press All-America (HM)
- 1997 Kodak All-District V


SHANELE STIRES
(1993-95)

- 1995 Kodak All-District V

NATIONAL HONORS

KODAK/WBCA ALL-AMERICA

2005	Kendra Wecker
2004	Nicole Ohlde
2003	Nicole Ohlde
1983	Priscilla Gary

ASSOCIATED PRESS ALL-AMERICA

2013	Brittany Chambers	HM
2009	Shalee Lehnig	HM
2008	Kimberly Dietz	HM
2005	Kendra Wecker	First
2004	Nicole Ohlde	First
	Kendra Wecker	Third
2003	Nicole Ohlde	First
	Kendra Wecker	Third
2002	Nicole Ohlde	HM
1997	Andria Jones	HM

USBWA ALL-AMERICA

2005	Kendra Wecker
2004	Nicole Ohlde
2003	Nicole Ohlde & Kendra Wecker

ASSOCIATED PRESS PRESEASON ALL-AMERICA

2005	Kendra Wecker
2004	Nicole Ohlde

WOODEN AWARD ALL-AMERICAN TEAM

2005	Kendra Wecker
------	---------------

JOHN R. WOODEN AWARD PRESEASON ALL-AMERICA

2009	Shalee Lehnig
2005	Kendra Wecker
2004	Nicole Ohlde & Kendra Wecker

FASTBREAK ALL-AMERICA

1983	Priscilla Gary	First
1982	Priscilla Gary	Second

AWSF ALL-AMERICA

1982	Priscilla Gary	Second
1982	Tammie Romstad	Third

KODAK/WBCA ALL-DISTRICT

2017	Breanna Lewis
2013	Brittany Chambers
2009	Shalee Lehnig
2005	Kendra Wecker
2004	Nicole Ohlde & Kendra Wecker
2003	Nicole Ohlde & Kendra Wecker
2002	Nicole Ohlde
1997	Andria Jones
1995	Shanele Stires
1991	Nadira Hazim
1990	Diana Miller
1987	Carlisa Thomas
1980	Tammie Romstad

WBCA D I PLAYER OF THE MONTH

2005	Kendra Wecker (February)
2004	Nicole Ohlde (January)

WADE TROPHY FINALISTS

2005	Kendra Wecker
2004	Nicole Ohlde & Kendra Wecker
2003	Nicole Ohlde
1983	Priscilla Gary
1982	Tammie Romstad
1981	Tammie Romstad

NAISMITH PLAYER OF THE YEAR FINALISTS

2005	Kendra Wecker
2004	Nicole Ohlde & Kendra Wecker
2003	Nicole Ohlde & Kendra Wecker

WOODEN AWARD FINALISTS

2005	Kendra Wecker (final five)
2004	Nicole Ohlde & Kendra Wecker

HONDA BASKETBALL AWARD FINALISTS

2004	Nicole Ohlde
2003	Nicole Ohlde

SENIOR CLASS AWARD FINALISTS

2013	Brittany Chambers
2010	Ashley Sweat
2009	Shalee Lehnig
2005	Kendra Wecker (national winner)
2004	Nicole Ohlde

NCAA WOMAN OF THE YEAR STATE FINALISTS

2005	Kendra Wecker (Kansas)
2004	Nicole Ohlde (Kansas)

POSTSEASON WNIT AWARDS

2013	Brittany Chambers (All-Tournament)
2007	Ashley Sweat (All-Tournament)
2006	Claire Coggins (MVP) (All-Tournament)
	Kimberly Dietz (All-Tournament)

CoSIDA ACADEMIC ALL-AMERICA

2018	Shaelyn Martin	Second
2010	Ashley Sweat	Third
2009	Shalee Lehnig	Third
2005	Laurie Koehn	Second
2004	Laurie Koehn	First
	Nicole Ohlde	Second
1981	Gayla Williams	Third

CoSIDA ACADEMIC ALL-DISTRICT 7

2018	Shaelyn Martin	First
	Kayla Goth	Second
	Peyton Williams	Second
2017	Shaelyn Martin	First
2011	JuliAnne Chisholm	Second
	Brittany Chambers	Third
2010	Kari Kincaid	First
	Ashley Sweat	First
2009	Shalee Lehnig	First
	Marlies Gipson	Second
	Ashley Sweat	Second
2008	Shalee Lehnig	Third
2006	Jessica McFarland	Second
2005	Laurie Koehn	First
	Megan Mahoney	Second
	Kendra Wecker	Second
2004	Laurie Koehn	First
	Nicole Ohlde	First
	Kendra Wecker	Second
2003	Laurie Koehn	First
	Nicole Ohlde	Second
	Kendra Wecker	Second

HAIER ACHIEVEMENT AWARD

2016	Kelly Thomson (November)
------	--------------------------

NATIONAL 3-PT CONTEST

2017	Kindred Wesemann (winner)
2005	Laurie Koehn
	Kendra Wecker
2001	Kim Woodlee (winner)

BIG 12 CONFERENCE HONORS

BIG 12 COACH OF THE YEAR

2008	Deb Patterson
2002	Deb Patterson

BIG 12 PLAYER OF THE YEAR

2005	Kendra Wecker
2004	Nicole Ohlde
2003	Nicole Ohlde

BIG 12 SCHOLAR-ATHLETE OF THE YEAR

2018	Shaelyn Martin
2016	Kindred Wesemann
2013	Brittany Chambers

BIG 12 FRESHMAN OF THE YEAR

2001	Nicole Ohlde
------	--------------

ALL-BIG 12 CONFERENCE

2018	Kayla Goth	Second
	Peyton Williams	HM
	Rachel Ranke	Freshman
2017	Breanna Lewis	First
	Kindred Wesemann	First
	Eternati Willock	Freshman
	Breanna Lewis	All-Defensive
2016	Breanna Lewis	First
	Kindred Wesemann	Second
	Breanna Lewis	All-Defensive
2015	Breanna Lewis	Second
	Ashia Woods	HM
	Breanna Lewis	All-Defensive
2014	Leticia Romero	Second
	Leticia Romero	Freshman
2013	Brittany Chambers	First
2012	Brittany Chambers	First
	Jalana Childs	First
2011	Brittany Chambers	First
	Jalana Childs	Second
2010	Ashley Sweat	First
2009	Shalee Lehnig	First
	Ashley Sweat	First
	Marlies Gipson	Second
2008	Kimberly Dietz	First
	Shalee Lehnig	First
	Marlies Gipson	Second
2007	Claire Coggins	Second
	Shalee Lehnig	HM
	Ashley Sweat	All-Rookie
2006	Claire Coggins	Second
	Marlies Gipson	All-Rookie
2005	Kendra Wecker	First
	Laurie Koehn	Second
	Megan Mahoney	HM
2004	Nicole Ohlde	First
	Kendra Wecker	First
	Laurie Koehn	Second
	Megan Mahoney	HM
2003	Nicole Ohlde	First
	Kendra Wecker	First
	Megan Mahoney	First
2002	Nicole Ohlde	First
	Laurie Koehn	Third
	Kendra Wecker	Third
2001	Nicole Ohlde	Third
2000	Angie Finkes	HM
	Olga Firsova	HM
	Nicky Ramage	HM
1999	Nicky Ramage	Third
	Angie Finkes	HM
	Olga Firsova	HM
1998	Angie Finkes	HM
	Brit Jacobson	HM
1997	Andria Jones	First
	Missy Decker	HM

ALL-BIG 12 TOURNAMENT

2005	Megan Mahoney
	Kendra Wecker
2002	Kendra Wecker
1997	Andria Jones (MVP)
	Brit Jacobson

ACADEMIC ALL-BIG 12

2018 (5)	Kayla Goth	First
	Shaelyn Martin	First
	Kaylee Page	First
	Peyton Williams	First
	Kayla Middlebrook	Second
2017 (8)	Kayla Goth	First
	Breanna Lewis	First
	Shaelyn Martin	First
	Kaylee Page	First
	Jessica Sheble	First
	Kelly Thomson	First
	Kindred Wesemann	First
	Larrie Page	Second
2016 (7)	Bri Craig	First
	Shaelyn Martin	First
	Kaylee Page	First
	Antoinette Taylor	First
	Kelly Thomson	First
	Kindred Wesemann	First
	Jessica Sheble	Second
2015 (4)	Heidi Brown	First
	Bri Craig	First
	Kindred Wesemann	First
	Ashia Woods	Second
2014 (6)	Chantay Caron	First
	Bri Craig	First
	Katya Leick	First
	Kelly Thomson	First
	Heidi Brown	Second
	Ashlynn Knoll	Second
2013 (5)	Chantay Caron	First
	Brittany Chambers	First
	Kendra Sprester	First
	Mariah White	First
	Heidi Brown	Second
2012 (4)	Brittany Chambers	First
	JuliAnne Chisholm	First
	Emma Ostermann	First
	Jalana Childs	Second
2011 (6)	Brittany Chambers	First
	JuliAnne Chisholm	First
	Kelsey Hill	First
	Shalin Spani	First
	Taelor Karr	Second
	Alina Voronenko	Second
2010 (4)	Ashley Sweat	First
	Kari Kincaid	First
	Shalin Spani	First
	Jalana Childs	First
2009 (8)	Marlies Gipson	First
	Kelsey Hill	First
	Kari Kincaid	First
	Shalee Lehnig	First
	Kelsey Nelson	First
	Shalin Spani	First
	Ashley Sweat	First
	Danielle Zanotti	First
2008 (8)	Marlies Gipson	First
	Kari Kincaid	First
	Shalee Lehnig	First
	Carolyn McCullough	First
	Ashley Sweat	First
	Shana Wheeler	First
	Danielle Zanotti	First
	Kimberly Dietz	Second
2007 (6)	Marlies Gipson	First
	Shalee Lehnig	First
	Carolyn McCullough	First
	Shana Wheeler	First
	Danielle Zanotti	First
	Kimberly Dietz	Second
2006 (4)	Kimberly Dietz	First
	Carolyn McCullough	First
	Jessica McFarland	First
	Twiggy McIntyre	First
2005 (6)	Laurie Koehn	First
	Megan Mahoney	First
	Jessica McFarland	First

	Twiggy McIntyre	First
	Kendra Wecker	First
	Brie Madden	Second
2004 (8)	Laurie Koehn	First
	Megan Mahoney	First
	Kimberly Newsom	First
	Nicole Ohlde	First
	Kendra Wecker	First
	Chelsea Domenico	Second
	Amy Dutmer	Second
	Brie Madden	Second
2003 (8)	Laurie Koehn	First
	Brie Madden	First
	Megan Mahoney	First
	Kimberly Newsom	First
	Nicole Ohlde	First
	Kendra Wecker	First
	Chelsea Domenico	Second
	Amy Dutmer	Second
2002 (3)	Andrea Armstrong	First
	Nicole Ohlde	First
	Kristin Rethman	First
2001 (5)	Morgen Finneran	First
	Kristin Rethman	First
	Marshela Webb	First
	Kim Woodlee	First
	Denisha Ferguson	HM
2000 (7)	Jenny Coalson	First
	Kristin Rethman	First
	Marshela Webb	First
	Kim Woodlee	First
	Angie Finkes	HM
	Morgen Finneran	HM
1999 (5)	Morgen Finneran	First
	Olga Firsova	First
	Kristen Rethman	First
	Kim Woodlee	First
	Angie Finkes	HM
1998 (4)	Jenny Coalson	First
	Morgen Finneran	First
	Brit Jacobson	First
	Kim Woodlee	First
1997 (7)	Jenny Coalson	First
	Missy Decker	First
	Angie Finkes	First
	Kjersten Larson	First
	Sara Munson	First
	Nicky Ramage	First
	Andria Jones	HM

BIG 12 PLAYERS OF THE WEEK

2013	Brittany Chambers	March 4
2012	Brittany Chambers	Jan. 9
	Mariah White	Nov. 15
2011	Brittany Chambers	Feb. 7
	Brittany Chambers	March 6
2010	Ashley Sweat	Nov. 23
2009	Shalee Lehnig	March 9
2008	Marlies Gipson	Jan. 28
	Shalee Lehnig	Mar. 7
2005	Kendra Wecker	Nov. 29
	Kendra Wecker	Jan. 3
	Kendra Wecker	Feb. 28
2004	Nicole Ohlde	Jan. 12
	Nicole Ohlde	Feb. 2
	Kendra Wecker	Feb. 9
	Kendra Wecker	Mar. 1
	Nicole Ohlde	Mar. 8
2003	Nicole Ohlde	Dec. 2
	Nicole Ohlde	Feb. 8
	Nicole Ohlde	Feb. 23
	Kendra Wecker	Jan. 13
	Kendra Wecker	Jan. 25
2002	Nicole Ohlde	Jan. 7
1999	Nicky Ramage	Nov. 23
1998	Angie Finkes	Jan. 26
1997	Andria Jones	Jan. 6

BIG 12 ROOKIES OF THE WEEK

2018	Rachel Ranke	Feb. 28
	Rachel Ranke	Feb. 26
	Rachel Ranke	Nov. 20
2017	Peyton Williams	Dec. 5
	Peyton Williams	Nov. 14
2014	Leticia Romero	March 3
	Leticia Romero	Feb. 3
	Leticia Romero	Jan. 20
	Leticia Romero	Nov. 11
2010	Brittany Chambers	Dec. 7
	Taelor Karr	Jan. 18
2009	Jalana Childs	Feb. 16
2006	Shalee Lehnig	Dec. 12
	Marlies Gipson	Jan. 30
2002	Laurie Koehn	Jan. 27
	Laurie Koehn	Jan. 14
	Kendra Wecker	Jan. 7
	Laurie Koehn	Dec. 10
2001	Kendra Wecker	Nov. 26
	Nicole Ohlde	Feb. 12
	Nicole Ohlde	Dec. 18
	Nicole Ohlde	Nov. 27
1999	Olga Firsova	Nov. 23
	Kristin Rethman	Feb. 8
1998	Ewa Laskowska	Dec. 1
1997	Angie Finkes	Mar. 3

BIG 8 CONFERENCE HONORS

BIG EIGHT COACH OF THE YEAR

1987	Matilda Mossman
------	-----------------

BIG EIGHT PLAYER OF THE YEAR

1990	(co) Diana Miller
------	-------------------

BIG EIGHT NEWCOMER OF THE YEAR

1994	Shawnda DeCamp
1989	Mary Jo Miller

ALL-BIG EIGHT TOURNAMENT

1991	Nadira Hazim
1990	Nadira Hazim, Diana Miller
1987	Carlisa Thomas (MVP)
1986	Amanda Holley
1984	Angie Bonner, Tina Dixon
1983	Angie Bonner, Priscilla Gary
1982	Tammie Romstad (MVP), Priscilla Gary
1981	Shelley Hughes, Gayla Williams
1980	Eileen Feeney, Tammie Romstad
1979	LeAnn Wilcox
1978	LeAnn Wilcox

ALL-BIG EIGHT CONFERENCE

1996	Missy Decker	HM
	Brit Jacobson	HM
	Andria Jones	HM
1995	Shanele Stires	First
	Brit Jacobson	HM

1994	Shawnda DeCamp	Second
	Shanele Stires	Second
1993	Shanele Stires	Second
	Leah Honeycutt	HM
1992	Mary Jo Miller	Second
	Leah Honeycutt	HM
1991	Diana Miller	First
	Nadira Hazim	First
1990	Diana Miller	First
	Nadira Hazim	Second
1989	Nadira Hazim	Second
	Diana Miller	HM
1988	Janet Madsen	HM
	Diana Miller	HM
1987	Carlisa Thomas	Second
	Sue Leiding	HM
1986	Carlisa Thomas	Second
	Amanda Holley	HM
1985	Cassandra Jones	Second
	Jennifer Jones	Second
	Carlisa Thomas	HM
1984	Angie Bonner	Second
1983	Priscilla Gary	First
	Angie Bonner	Second
1982	Priscilla Gary	First
	Tammie Romstad	First
1981	Gayla Williams	First
	Shelley Hughes	Second
	Dee Weinreis	Second
1980	Eileen Feeney	Second
	Tammie Romstad	Second
	Kim Price	HM

NATIONAL TEAM PLAYERS

U.S. WORLD CHAMPIONSHIP FOR YOUNG WOMEN NATIONAL TEAM

2003	Nicole Ohlde, Kendra Wecker
2002	Laurie Koehn, Nicole Ohlde

U.S. WOMEN'S PAN AMERICAN GAMES TEAM

2003	Laurie Koehn
------	--------------

U.S. JUNIOR WORLD QUALIFYING TEAM

2000	Laurie Koehn
------	--------------

FIBA U19 WORLD CHAMPIONSHIPS FOR WOMEN - SPAIN

2013	Leticia Romero
------	----------------

BIG 12 SELECT TEAM

2002	Kristin Rethman
2000	Nicky Ramage

BIG EIGHT SELECT TEAM

1992	Leah Honeycutt
1990	Nadira Hazim
1991	Mary Jo Miller, Diana Miller

U.S. SELECT NATIONAL TEAM

1977	Tammie Romstad
------	----------------

NATIONAL SPORTS FESTIVAL

1982	Angie Bonner, Cindy Durham
1981	Becky Dobbins
1979	Shelly Hughes, Jean Rosie, Gayla Williams

ATHLETES IN ACTION

1982	Becky Dobbins
1979	LeAnn Wilcox

KANSAS STATE ATHLETICS HALL OF FAME (WOMEN'S BASKETBALL INDUCTEES)

1998 INDUCTION CLASS

Priscilla Gary-Sweeney	Women's Basketball (1982-83)
------------------------	------------------------------

2003 INDUCTION CLASS

Judy Akers	Women's Basketball Coach (1968-79)
------------	------------------------------------

2004 INDUCTION CLASS

Lynn Hickey	Women's Basketball Coach (1979-84)
-------------	------------------------------------

2013 INDUCTION CLASS

Tammie Romstad	Women's Basketball (1978-82)
----------------	------------------------------

2016 INDUCTION CLASS

Nicole Ohlde	Women's Basketball (2000-04)
Kendra Wecker	Women's Basketball (2001-05)

KANSAS SPORTS HALL OF FAME (WOMEN'S BASKETBALL INDUCTEES)

2011 INDUCTION CLASS

Kendra Wecker	Women's Basketball (2001-05)
---------------	------------------------------

2013 INDUCTION CLASS

Nicole Ohlde	Women's Basketball (2000-04)
--------------	------------------------------

2015 INDUCTION CLASS

Shalee Lehning	Women's Basketball (2005-09)
----------------	------------------------------

2017 INDUCTION CLASS


Priscilla Gary	Women's Basketball (1981-83)
----------------	------------------------------

2018 INDUCTION CLASS

Laurie Koehn	Women's Basketball (2001-05)
--------------	------------------------------



Kansas State Hall of Famer Lynn Hickey (above) holds the K-State record for career winning percentage, winning 76.2 percent of games during her five-year tenure with the Wildcats.



Kendra Wecker, Nicole Ohlde and Laurie Koehn (above) all represented the United States in international competition during the summer of 2003. Ohlde and Wecker were both members of the gold-medal winning 2003 USA Basketball World Championship For Young Women Team in Sibenik, Croatia. Koehn, meanwhile, was a member of the 2003 USA Basketball Women's Pan American Games Team which won silver in Santa Domingo, Dominican Republic.



At 5-foot-3 former Wildcat Linda Domnick (21) is the shortest player ever to wear a Kansas State uniform.



WILDCATS BY HEIGHT

5-3	Linda Domnick
5-4	Shalondra Booker, Kristy Thomas, Dawn Stoehr, Theza Fitzpatrick, Betsy Sloan, Jill Bleier
5-5	Kendra Spresser, Kelsey Hill, Twiggy McIntyre, April Sailors, Mary Jo Miller, Elyse Funk, Priscilla Gary
5-6	Haley Texada, Chelsea Domenico, Kimmerly Newsom, Essence Perry, Stacy Neal, Michelle Johnson, Lori Nelson, Cheryl Jackson, Gayla Williams
5-7	Karyla Middlebrook, Kindred Wesemann, Antoinette Taylor, Marissa Ellis, Mariah White, Dee DeShay, Brit Jacobson, Carlene Mitchell, Andrea O'Neal, Nadira Hazim, Carol Smith, Leann Kuebelbeck, Cassandra Jones, Kim White, Danna Harrington, Jean Roise, Melanie Lees
5-8	Alisa Wiggins, Deborah Meeks, Leticia Romero, Brittany Chambers, Emma Ostermann, Taelor Karr, Laurie Koehn, Kari Hanson, Kim Woodlee, Kjersten Larson, Dana Pollock, Gretchen Bertrand, Janet Madsen, Susan Green, Tracey Bleczynski, Sheila Hubert, Denae Stensaas, Sheronda Jenkins, Kari Jones, LeAnn Wilcox
5-9	Sarah Bates, Stephanie Wittman, Shalee Lehning, Kelsey Nelson, Kimberly Dietz, Kristin Rethman, Shawnda DeCamp, Amanda Chamberlain, Risha Grant, Kelly Moylan, Nicole Brown, Arneetrice Cobb, Amy Davidson, Carlisa Thomas, Andrea James, Jeanne Daniels, Karen Coupe, Angie Taylor, Taryn Bachis, Michelle Campbell
5-10	Cymone Goodrich, Anna Hammaker, Kelly Thomson, Bri Craig, Heidi Brown, Ashia Woods, Tasha Dickey, Kari Kincaid, Marshela Webb, Morgen Finneran, Missy Decker, Allison Chonko, Leah Honeycutt, Diana Miller, Rita Matteucci, Shelley Woodard, Marilee Drouhard, Shannon Huffman
5-11	Lauren Mertz, Ashlynn Knoll, Chantay Caron, JuliAnne Chisholm, Claire Coggins, Naytanda Smith, Kendra Wecker, Jenny Coalson, Brandy Harris, Sara Munson, Jamie Koester, Dee Ella Lewis, Shanele Stires, Lynn Holzman, Kristie Bahner, Barbara Gilmore, Karen Franklin, Eileen Feeney, Lori Coulter
6-0	Brianna Kulas, Shalin Spani, Marlies Gipson, Megan Mahoney, Amy Dutmer, Kayla Hester, Carrie Ragar, Mendy Benson, Jaime White, Julia Begley, Sheila Cherry, Cindy Durham, Kerry Hawley, Erin Schreiber, Beckie Smatana
6-1	Christianna Carr, Savannah Simmons, Rachel Ranke, Kayla Goth, Shaelyn Martin, Erica Young, Megan Deines, Stacey Malone, Katya Leick, Carolyn McCullough, Angie Finkes, Nicky Ramage, Andria Jones, Dionne Burwell, Joey Ward, Pam Stoltz, Stacey Boyle, Amanda Holley, Jennifer Jones, Angie Bonner, Kim Price, Becky Dobbins, Shelly Hughes, Brenda Dutton
6-2	Laura Macke, Kali Jones, Ashley Jones, Branshea Brown, Jalana Childs, Jenny Gilbertson, Alina Voronenko, Ashley Sweat, Danielle Zanotti, Shana Wheeler, Jackie Stanley, Andrea Armstrong, Heather Smith, Kari Willingham, Lisa Gaitor, JoMoree Grattan, Jennifer Grebing, Polly Williams, Susan Leiding, Dee Weinreis, Tammie Romstad, Jessica McFarland, Shanda Murdoch
6-3	Kaylee Page, Lanie Page, Jessica Sheble, JoAnn Hamlin, Brie Madden, Danielle Hutton, Amy Frei, Sheryl Pfalzgraf, Tina Dixon
6-4	Mary Lakes, Ashley Ray, Peyton Williams, Eternati Willock, Patty Johnson, Stephanie Lane
6-5	Ayoka Lee, Breanna Lewis, Nicole Ohlde
6-6	Olga Firsova

Current Players in BOLD



At 6-foot-6 former Wildcat Olga Firsova is the tallest player ever to wear a Kansas State uniform.



ALL-TIME JERSEY NUMBERS

00	Andrea Armstrong	25	Jasauen Beard, Stacey Malone, Danielle Zanotti, Missy Decker, Sheila Hubert, Marilee Drouhard, Beckie Smatana
0	Jessica Sheble		
1	Savannah Simmons, Kaylee Page, Haley Texada	30	Shana Wheeler, Nadira Hazim, Taryn Bachis
2	Cymone Goodrich, Erica Young, Brittany Chambers, Kelsey Nelson	31	Kari Willingham, Stephanie Lane, Sheryl Pfalzgraf, Jean Roise, Shannon Huffman
3	Lanie Page, Deborah Meeks, Nicole Ohlde (retired)	32	Alina Voronenko, Jamie Koester, Shawnda DeCamp, Leah Honeycutt, Jaime White, Susan Leiding, Becky Dobbins, Lori Coulter
4	Katya Leick, Ashley Sweat, Kimmerly Newsom, Brit Jacobson, JoMoree Grattan	33	Ashley Ray, Jalana Childs, Shanda Murdoch, Essence Perry, Sara Munson, Risha Grant, Nicole Brown, Diana Miller, Kim White, Tammie Romstad (retired)
5	Alisa Wiggins, Mercedes Brooks, Shalee Lehning (retired), Olga Firsova, Shanele Stires	34	Branshea Brown, Megan Mahoney, Andria Jones, Julia Begley, Angie Bonner, Shelly Hughes
10	Kayla Goth, Leticia Romero, Heidi Brown, Kelsey Hill, Laurie Koehn, Heather Smith, Cheryl Jackson, Priscilla Gary (retired), Karen Coupe	35	Danielle Hutton, Brandy Harris, Cindy Durham, Angie Bonner
11	Peyton Williams, Antoinette Taylor, Chantay Caron, Shalondra Booker, Dawn Stoehr, Susan Green, Andrea James, Melanie Lees	40	Mary Lakes, JoAnn Hamlin, Amy Frei, Leann Kuebelbeck, Karen Franklin
12	Rachel Ranke, Kelly Thomson, Taelor Karr, Kristin Rethman, Allison Chonko, Dee Ella Lewis, Betsy Sloan	41	Kari Kincaid, Sunny Jacobson
13	Laura Macke, Eternati Willock, Lauren Mertz, Kendra Spresser, Tasha Dickey, Brianna Kulas, Kimberly Dietz, Carlene Mitchell, Lynn Holzman, Rita Matteucci, Jill Bleier, Kari Jones	42	Brie Madden, Angie Finkes, Kayla Hester, Mendy Benson, JoMoree Grattan, Sheila Cherry, Stacy Boyle
14	Stephanie Wittman, Claire Coggins, April Sailors, Kjersten Larson, Kelly Moylan, Carol Smith, Tracey Bleczynski, Sheronda Jenkins, Shelley Woodard, Gayla Williams	43	Christianna Carr, Pam Stoltz, Erin Schreiber, Brenda Dutton
15	Kali Jones, Megan Deines, Heidi Brown, Twiggy McIntyre, Leah Honeycutt, Lori Nelson, Janet Madsen, Cassandra Jones, Eileen Feeney	44	Carolyn McCullough, Denisha Ferguson, Lisa Gaitor, Kristie Bahner
20	Bri Craig, Emma Ostermann, Kristy Thomas, Gretchen Bertrand, Elyse Funk, Denae Stensaas, Michelle Campbell	45	Jenny Gilbertson, Amy Dutmer, Nicky Ramage, Patty Johnson, Amy Davidson
21	Karyla Middlebrook, Ashley Jones, Ashlynn Knoll, JuliAnne Chisholm, Kari Hanson, Kim Woodlee, Stacy Neal, Mary Jo Miller, Theza Fitzpatrick, Linda Domnick, Danna Harrington, Kim Price	50	Ayoka Lee, Shaelyn Martin, Jessica McFarland, Morgen Finneran, Carrie Ragar
22	Karyla Middlebrook, Breanna Lewis, Mariah White, Chelsea Domenico, Dee DeShay, Amanda Chamberlain, Joey Ward, Polly Williams, Tracey Bleczynski, Jennifer Jones, Jeanne Daniels	51	Marlies Gipson, Amanda Holley
23	Anna Hammaker, Ashia Woods, Shalin Spani, Jenny Coalson, Andrea O'Neal, Michelle Johnson, Sheila Cherry, Arneetrice Cobb, Carlisa Thomas, Dee Weinreis, LeAnn Wilcox	52	Stephanie Lane
24	Kindred Wesemann, Marissa Ellis, Naytanda Smith, Marshela Webb, Dana Pollock, Kerry Hawley, Tina Dixon, Barbara Gilmore, Angie Taylor	53	Kendra Wecker (retired)
		54	Dionne Burwell, Jennifer Grebing

Current Players in BOLD

55

The only available number to never have been worn in school history is number 55.



1906 Women's Basketball Team

Even though the present women's basketball program at Kansas State began intercollegiate play in 1968, the roots go back much further. Julius Terrass Willard, a chemistry professor from 1901-1944, penned this account shortly after his arrival at the school, explaining how the game took hold at the Kansas State College of Agriculture and Applied Science. His account states that young women were the first students to begin playing the popular game in the spring of 1901.

Willard writes that several hundred people witnessed the first public basketball game at K-State on May 25, 1901 as the "Purples" took on the "Reds." The Purple team, consisting of team captain Frances McCreary, Gussie Griffing, Bessie Mudge, Cora Baird and Mable Stevens, scored a 9-2 victory over the Red team of captain Anna Summers, Myrtle Toothaker, Esther Hanson, Laura Ware and Olive Dunlap. Gertrude Williams, director of physical training at K-State, refereed the game.

Women continued to play basketball in the women's gymnasium, but it was announced on campus that they would not be allowed to play any more games outdoors. Furthermore, only immediate friends and families of the participants were allowed to attend. Interclass competitions were played, and at one point, the freshman team challenged the female members of the faculty. The freshman team came away with a resounding 46-4 victory over their instructors. In November of 1902, the young women asked for permission to play intercollegiate games, but the faculty turned down their request "on a close vote."

Over the next few years, groups of faculty members continued to use the women's gymnasium to play basketball, but according to Willard, "blackened eyes and other casualties and possibly other considerations, prevented any excessive development of the sport in the faculty."

The faculty's decision did not keep students from continuing to

play basketball. Women continued to join intramural teams through the physical education program and compete between classes and sororities for the college championship. In fact, the 1921 Royal Purple reported that the women's game continued to grow in popularity and "almost 200 tried out for places on class teams. The class games were well attended, and a large amount of interest shown by others than the girls playing." However, it wasn't until the 1968-69 season that women's basketball was added as an intercollegiate sport.

KANSAS STATE WOMEN'S BASKETBALL TIMELINE

1901 - First women's basketball game played: Purples 9, Reds, 2.

1964 - Kansas State joins the Big Eight Conference with Colorado, Iowa State, Kansas, Nebraska, Oklahoma, Oklahoma State and Missouri.

1968 - Judy Akers named Kansas State's first women's basketball head coach; First intercollegiate game: K-State 38, Bethel 25; Kansas State reaches first postseason tournament, WNIT.

1971-72 - Wildcats make first appearance in AIAW Tournament; Kansas State hosts first regular season tournament; K-State posts first undefeated season in Ahearn Field House with a 6-0 record.

1972 - Title IX becomes law: Judy Akers leads the Wildcats to the program's 50th win with a 57-32 victory over Dickinson State on March 10, 1972.

1976 - LeAnn Wilcox earns Kansas State's first women's basketball scholarship. Kansas State registers its first Big Eight Conference win with a 62-53 victory over Nebraska on Jan. 16, 1976.

1975-76 - Wildcats win first regular-season and championship Big Eight titles; Led by Janet Reusser's 23 points on 10-of-19 shooting from the field, K-State captures the 100th victory in the program's history, an 80-37 win

K-State By the Numbers

- 1** - Postseason title (2006 WNIT)
- 2** - Big 12 titles (2004 & 2008)
- 3** - 2,000-point scorers in school history
- 8** - WNBA Draft picks
- 12** - All-Americans
- 15** - NCAA Tournament appearances
- 24** - 20-win seasons
- 40** - 1,000-point scorers in school history
- 48** - All-Big 12 honors
- 51** - Seasons of women's basketball at K-State
- 127** - Academic All-Big 12 selections
- 932** - Wins in program history

over KU on Jan. 24, 1975. Kansas State beats first ranked team — No. 4 Stephen F. Austin, 63-46. Marsha Poppe and Janet Reusser tally 14 and 12 points, respectively, while Greta Sigel grabs a team-high 10 rebounds.

1976-77 - Kansas State earns its first national ranking - 19th - to open the 1976-77 season.

1978-79 - Judy Akers and the 'Cats register the program's 200th win with a 64-62 victory at Missouri on Feb. 6, 1979. Laurie Miller and Tammie Romstad each scored 14 points for Kansas State. Judy Akers resigns as K-State's head coach; Lynn Hickey named second Kansas State coach.



The 1917 women's basketball team



1968-69 Women's Basketball Team



The Big Four (left) comprised of former Wildcats Nicole Ohlde, Kendra Wecker, Megan Mahoney and Laurie Koehn all eclipsed 1,000 career points in 2003-04, making Kansas State one of 15 known teams in NCAA Division I women's basketball history to have had four 1,000-point scorers on an active roster in the same season.

1979-80 - Kansas State posts its second undefeated season in Ahearn Field House (11-0).

1981-82 - Wildcats make first appearance in the NCAA Tournament; K-State reaches Elite Eight. Tammie Romstad named Kansas State's first Conference Player of the Year (Big Eight) and tournament MVP.

1982-83 - K-State gets its 300th victory of the program, a 78-68 win at Kansas on Feb. 23, 1983. Priscilla Gary becomes K-State's first Kodak All-American; Kansas State reaches NCAA Sweet Sixteen; Wildcats post 14-0 record in Ahearn for the program's third undefeated season at home.

1983-84 - Wildcats make third-straight appearance in NCAA Sweet Sixteen.

1984-85 - Matilda Mossman takes over as the Wildcats' third coach.

1986-87 - Matilda Mossman named Big Eight Coach of the Year; Carlisa Thomas named Big Eight Tournament MVP; Wildcats post 13-0 record at home, the program's fourth undefeated season in Ahearn Field House.

1988-89 - Mary Jo Miller became first Wildcat to be named Big Eight Newcomer of the Year; Bramlage Coliseum dedicated.

1989-90 - Gaye Griffin named K-State's fourth head coach. With a 73-54 victory at Missouri State on Dec. 19, 1989, Kansas State records its 400th win for the program. Rita Martucci tallied 25 points and 11 rebounds.

1990-91 - Susan Yow named Kansas State's fifth head coach; Diana Miller graduates as Kansas State's all-time leading scorer with 1,705 points.

1993-94 - Brian Agler named the Wildcats' sixth head coach; Shawnda DeCamp named Big Eight Newcomer of the Year.

1995-96 - Kansas State wins its 500th game with an 80-67 victory over Oklahoma on Jan. 21, 1996. Jenny Coalson registered a double-double with 16 points and 12 rebounds. The win was later forfeited by K-State because of NCAA violations. Legendary coach Jack Hartman takes over the K-State coaching duties for the final seven games.

1996-97 - Texas, Texas A&M, Texas Tech and Baylor join Kansas State, Kansas, Iowa State, Colorado, Oklahoma, Oklahoma State, Missouri and Nebraska to form the Big 12 Conference; Deb Patterson takes over as Kansas State's eighth head coach; Kansas State reaches postseason for the first time in 10 years by earning an at-large berth in the NCAA Tournament. Kansas State records its first Big 12 Conference win with a 68-67 victory over Texas on Jan. 11, 1997. Andria Jones named Associated Press All-America honorable mention and Kodak All-District V.

1998-99 - Kansas State reaches second round of the WNIT.

2000-01 - Nicole Ohlde named Big 12 Freshman of the Year.

2001-02 - K-State reaches NCAA Sweet Sixteen; Deb Patterson named Big 12 Coach of the Year; Nicole Ohlde named AP honorable mention All-America; Kansas State ranked No. 11 in Associated Press Poll and No. 10 in USA Today/ESPN/WBCA Coaches Poll. Five Wildcats score in double figures to help K-State record its 600th win in the program's history. The Wildcats beat Arkansas, 82-68, in the second round of the NCAA Midwest Regional.

2002-03 - Wildcats win a school record 29 games. Team advances to the NCAA Tournament for a second-straight year. K-State ranks No. 2 in both polls on Nov. 25, 2002, the highest national ranking ever in school history. Nicole Ohlde named to the prestigious WBCA/Kodak All-America team, only the second player in school history to do so. Ohlde also named Big 12 Conference Player of the Year and an AP first team All-America. Kendra Wecker receives AP All-America third team honors.

2003-04 - Kansas State reigns as co-Big 12 Champions after going 14-2 in league play and tying Texas for a share of its first conference title since 1987. Nicole Ohlde repeats as Big 12 Conference Player of the Year and as a consensus first team All-American. Ohlde ends her storied four-year career as the school's all-time leading scorer and rebounder. Her No. 3 jersey is the first to be retired in school history on March 3, 2004.

2004-05 - The Wildcats made a school-record fourth-straight NCAA Tournament appearance after advancing to their first Big 12 Conference Championship Game since the league's inception in 1997. Kendra Wecker was named Big 12 Conference Player of the Year and a consensus first team All-American. Wecker rewrote all of Nicole Ohlde's school records and became the first Wildcat and only the second player in Big 12 history to record 2,000 points and 1,000 rebounds in a career. Her No. 53 jersey is retired on Feb. 26, 2005. Wecker is part of an outstanding senior class that compiles a 104-27 overall record during their careers, marking the best four-year stretch in school history. Laurie Koehn leaves her mark as the NCAA's all-time leader in career 3-pointers made (392).

2005-06 - The Wildcats captured the program's first-ever postseason title after cruising through the 2006 WNIT bracket at Bramlage Coliseum. Claire Coggins led the Wildcats en route to WNIT MVP honors and All-Big 12 Second Team accolades. Freshman Shalee Lehning tied a K-State single-game record with 20 rebounds in a win over Louisiana Tech.

2006-07 - K-State made its sixth straight trip to the postseason and advanced to the WNIT Semifinals. Head coach Deb Patterson became the career wins leader for women's basketball when the Wildcats defeated UMKC, 64-56, on Dec. 9, 2006 at Municipal Auditorium in Kansas City, Mo. The Wildcats played their first triple overtime game in the program history when they fell to Wyoming in the Postseason WNIT semifinals.

2007-08 - K-State captured its second Big 12 regular season title and first outright league crown with a 13-3 conference mark. The Wildcats earned the 10th NCAA Tournament appearance in school history and the first since the 2005 season. Head coach Deb Patterson was named Big 12

Coach of the Year, WBCA Region V Coach of the Year and finished third in the Associated Press National Coach of the Year voting. Kimberly Dietz and Shalee Lehning were named to the All-Big 12 first team, while Marlies Gipson garnered All-Big 12 second team honors. Dietz was also named an AP All-America honorable mention selection.

2008-09 - The Wildcats earned the 11th NCAA Tournament appearance in school history. Shalee Lehning and Ashley Sweat were named to the All-Big 12 First Team, while Marlies Gipson garnered All-Big 12 Second Team honors. Lehning was also named an AP All-America honorable mention selection, a Lowe's Senior All-American first team recipient and a CoSIDA/ESPN the Magazine Academic All-America third team honoree. K-State placed a school and Big 12 record eight student-athletes on the Academic All-Big 12 First Team. Gipson, Lehning and Sweat all surpassed the 1,000-point barrier during the season becoming the first trio of teammates to have scored 1,000-points in there career since the 2004-05 season. On March 1, K-State retired the jerseys of Tammie Romstad, Priscilla Gary and Lehning.

2009-10 - K-State became the 11th program in NCAA Division I history and the second school in the Big 12 to surpass the 775-win plateau. Ashley Sweat became the third player in school history to score 1,800 points in a career (1,805) and settled in to third in school history on the career scoring list. Sweat garnered her second All-Big 12 First Team honor and was selected to the Lowe's Senior All-America first team and the CoSIDA/ESPN the Magazine Academic All-America third team.

2010-11 - Garnered the program's 12th appearance in the NCAA Tournament and the eighth in the Deb Patterson era, as K-State was an at-large selection to with a number 8-seed to the Philadelphia region. Registered the 22nd 20-win season in school history and the eighth during Patterson's tenure with a 21-11 record. K-State became the 13th program in NCAA Division I women's basketball history and the second school in the Big 12 to surpass the 800-win plateau with a 69-64 win at Nebraska on Feb. 19, 2011. Finished with a 10-6 record and a tie for third in the league standings. Patterson secured the 300th win of her career with a 56-53 win over Iowa State in the Big 12 Championship quarterfinals. Wildcats registered a pair of wins over Associated Press top-15 teams: No. 14 St. John's and No. 5, and eventual national champion, Texas A&M. The win over the Aggies was the fourth win in school history over a top-5 opponent. Brittany Chambers and Jalana Childs were named to the All-Big 12 first and second teams, respectively.

2011-12 - Big 12 switches to an 18-game round-robin league schedule after the defections of Colorado (Pac-12) and Nebraska (Big Ten). Made the 13th NCAA Tournament appearance in school history and the ninth in the Patterson era, as the No. 8 seed in the Kingston Region. Registered the 23rd 20-win season in the program's history. Notched three wins over ranked opponents, including two over AP top-10 ranked foes. Team held 11 opponents to 49 points or fewer. For the first time since at least the 1986-87 season, Kansas State used the same starting lineup for all 34 games (Branshea Brown, Brittany Chambers, Jalana Childs, Tasha Dickey and Mariah White). K-State was the only team in the Big 12 to



KANSAS STATE ALL-TIME ASSISTANT COACHES

1974-75 Jane Schroeder	1997-98 Kamie Ethridge Bridgett Bonds Williams Sue Serafini	2016-17 Brian Ostermann Ebony Gilliam Jacie Hoyt
1975-76 Jane Schroeder Mary Phyl Dwight	1998-99 Kamie Ethridge Kristin Becker Sue Serafini	2017-18 Brian Ostermann Chris Carr Jayci Stone
1976-77 Jane Schroeder	1999-2000 Kamie Ethridge Kristin Becker Sue Serafini	2018-19 Brian Ostermann Chris Carr Jayci Stone
1977-78 Jane Schroeder Pat Dobratz	2000-01 Kamie Ethridge Kristin Becker Sue Serafini	
1978-79 Jane Schroeder	2001-02 Kamie Ethridge Kristin Becker Sue Serafini	
1979-80 Steve Silverberg	2002-03 Kamie Ethridge Kristin Becker Sue Serafini	
1980-81 Sally Anthony	2003-04 Kamie Ethridge Kristin Becker Sue Serafini	
1981-82 Sally Anthony Eileen Feeney	2004-05 Kamie Ethridge Shelley Jarrard Stephanie White	
1982-83 Sally Anthony Eileen Feeney	2005-06 Kamie Ethridge Shelley Jarrard Jennie Lillis	
1983-84 Sally Anthony Eileen Feeney	2006-07 Kamie Ethridge Kelly Moylan Andria Jones	
1984-85 Margaret Thomas Priscilla Gary	2007-08 Kamie Ethridge Kelly Moylan Andria Jones	
1985-86 Margaret Thomas Eddie Vaughn	2008-09 Kamie Ethridge Kelly Moylan Andria Jones	
1986-87 Eddie Vaughn Terri Lasswell	2009-10 Kamie Ethridge Kelly Moylan Shalee Lehnig	
1987-88 Terri Lasswell Jane Lobenstein	2010-11 Kamie Ethridge Kelly Moylan Shalee Lehnig	
1988-89 Terri Lasswell Gaye Griffin	2011-12 Kamie Ethridge Kelly Moylan Shalee Lehnig	
1989-90 Gaye Griffin Susan Kubala Lynne Fitzgerald	2012-13 Kamie Ethridge Kelly Moylan Shalee Lehnig	
1990-91 Sue Doran Sharon Allen Meg Matsakis	2013-14 Kamie Ethridge Kelly Moylan Shalee Lehnig	
1991-92 Sue Doran Jan Chance Joellen Bieber	2014-15 Brian Ostermann Ebony Gilliam Claire Coggins	
1992-93 Sue Doran Jan Chance Joellen Bieber	2015-16 Brian Ostermann Ebony Gilliam Jacie Hoyt	
1993-94 Kelly Kramer Lori Armendariz Tammie Romstad		
1994-95 Kelly Kramer Lori Armendariz Tammie Romstad		
1995-96 Kelly Kramer Lori Armendariz LaTonya Tate		
1996-97 Kamie Ethridge Bridgett Bonds Williams Sue Serafini		

have the same lineup for every game and were one of 3 teams in the 2012 NCAA Tournament to use the same starting lineup for every game. Junior guard Brittany Chambers and senior forward Jalana Childs earned All-Big 12 First Team honors from the league's coaches. Chambers and Childs became the 37th and 38th players, respectively, in school history to surpass the 1,000-point mark in their careers. Chambers and Childs became the 22nd and 23rd players, respectively, in the program's history to register 1,000 points and 500 rebounds in their careers.

2012-13 - Big 12 adds TCU and West Virginia as new members. K-State makes fourth appearance in the WNIT and 11th postseason appearance in last 12 seasons. K-State finished eighth in the Big 12 with a 5-13 record and played the final 19 games of the season with just seven players after suffering five season-ending injuries by Jan. 22. Set the school record for games played in a season with 37, including 19 home games which is second-highest number of women's home games in the 25-year history of Bramlage Coliseum, and played the first game in the program's history in the month of April. Brittany Chambers was named a 2013 Associated Press All-American honorable mention recipient, a 2013 WBCA All-America honorable mention, a Senior CLASS Award Senior All-America second team honoree, earned her third straight All-Big 12 First Team honor and was the inaugural recipient of the Big 12 Scholar-Athlete of the Year. K-State set the school and Big 12 records for 3-point field goals made (325) and attempted in a season (1,077).

2013-14 - Became the 16th school in NCAA Division I history to reach the 850-win mark on Jan. 18, 2014 with an 80-74 win over Iowa State. Defeated an Associated Press ranked opponent for the eighth straight season. Ended a 13-game, 10-year losing streak to Oklahoma with an 86-78 win on Jan. 29, 2014. Finished 23rd in the nation in attendance. Freshman guard Leticia Romero named 2014 All-Big 12 Second Team and a unanimous selection to the All-Big 12 Freshman Team. K-State led Big 12 with six selections to the Academic All-Big 12 teams. Deb Patterson relieved of her duties as head coach following 11-19 season. Jeff Mittie hired as ninth head women's basketball coach in K-State history.

2014-15 - Made the fifth appearance in the WNIT and the 12th postseason appearance in the last 14 seasons, as the Wildcats reached the second round of the WNIT. Improved its win total by eight wins from the previous season; third largest win improvement in program history. Jeff Mittie tallied the second most wins by a first-year head coach in program history. Mittie became the second K-State women's basketball coach to win 10 of his/her first 11 games and first since Judy Akers in 1968-69. Team registered the second-highest steal total in program history (347) and led the Big 12 in the category. K-State was second in the Big 12 in scoring defense (58.2 oppg) and third in blocks per game (4.7 bpg). Ranked 24th in the nation in average attendance and 17th in total attendance. Won 15 games at Bramlage, tying for second in program history for home wins in a season. Defeated an Associated Press ranked opponent for the ninth straight season. Breanna Lewis was named an All-Big 12 Second Team selection and earned the first All-Big 12 Defensive Team honor in program history. Lewis set the school record for blocks in a season with 97. Ashia Woods was selected to the All-Big 12 Honorable Mention squad. Four players named to Academic All-Big 12 teams. Kindred Wesemann made eight 3-point field goals against Texas on Feb. 4, setting a career-high and a school record for a conference game.

2015-16 - Made the 14th appearance in the NCAA Tournament, as the Wildcats reached the second round of the NAAs. Jeff Mittie became the first K-State women's basketball coach to win 10 of his/her first 11 games in his first two seasons. Team registered the fourth-highest block total in program history (157). K-State led the Big 12 for a second straight season in steals with 9.0 per game. K-State held its opponents to a .368 field goal percentage, the fourth-lowest mark since 1981-82. Offensively, K-State averaged 64.4 points per game, its highest mark since the 2007-08 season. The Wildcats score 75 or more points in a game 10 times, the most since the 2005-06 season. K-State registered its first 100-point game since the 2005-06 season. Ranked 21st in the nation in average

attendance and 17th in total attendance. Defeated an Associated Press ranked opponent for the 10th straight season. Breanna Lewis was named an All-Big 12 First Team selection and earned her second straight All-Big 12 Defensive Team honor. Kindred Wesemann was selected to the All-Big 12 Second Team. Wesemann named 2016 Big 12 WBB Scholar-Athlete of the Year. Seven players named to Academic All-Big 12 teams. Lewis became the 39th player in school history to score 1,000 or more points in her career. Lewis also became the 24th player in program history with 1,000 or more career points and 500 or more career rebounds. Lewis surpassed the 200 career block mark in 2015-16, becoming the third player in school history to achieve this feat. Lewis became the first player in school history to register a season with 500 or more points, 225 or more rebounds, 80 or more blocks and 45 or more steals. First season playing four 10-minute quarters.

2016-17 - K-State notches a 23-11 overall record and 11-7 mark in Big 12 play. 15th appearance in NCAA Tournament; Wildcats hosted the tournament in Manhattan for the first time since 2003 and reached the second round. K-State ended the season ranked No. 24 in the Associated Press poll. K-State was ranked for 10 weeks in the AP poll. Tallied the most overall wins since the 2008-09 season with 23. Carded the most league wins (11) since the 2007-08 season. K-State secured the 900th win in program history on Dec. 7, 2016 against UT Arlington. Jeff Mittie became the first K-State women's basketball coach to guide the program to two NCAA Tournament appearances in their first three seasons with the program. K-State made the sixth most free throws in school history with 462; K-State made more free throws than their opponent attempted for just the second time in program history. Offensively, K-State averaged 67.5 points per game, its highest mark since the 2007-08 season. The Wildcats scored 2,294 points, the most since the 2005-06 season. Ranked 15th in the nation in average attendance and 11th in total attendance. K-State played a school record 12 teams ranked in the AP poll. Defeated four teams ranked in the AP poll, the most since the 2007-08 season. Breanna Lewis named to 2017 WBCA All-Region 3 Team. Lewis drafted by the Dallas Wings in 2017 WNBA Draft (23rd pick). Lewis and Kindred Wesemann named to the All-Big 12 First Team. Lewis earned her third straight All-Big 12 Defensive Team honor. Wesemann became the 40th player in school history to score 1,000 or more points in her career. Wesemann wins Marines Women's 3-Point Contest and Shoe Carnival Battle of Champions 3-Point Contest in Phoenix, Arizona. Eight players named to Academic All-Big 12 teams. Shaelyn Martin named 2017 CoSIDA Academic All-District VII.

2017-18 - 50th season in program history. Made the sixth appearance in the WNIT and the 15th postseason appearance in the last 17 seasons, as the Wildcats reached the third round of the WNIT. Kayla Goth named to the All-Big 12 Second Team. Peyton Williams named All-Big 12 Honorable Mention. Rachel Ranke named to the Big 12 All-Freshman Team. Goth became first player in program history with 500 or more points and 200 or more assists in a season. Goth (596) and Williams (501) were the eighth tandem in program history to combined for over 1,000 points in a season. Goth and Shaelyn Martin set the school record for assists by a duo in school history (345). Five players named to Academic All-Big 12 teams. Martin named 2018 CoSIDA Academic All-America Second Team. Defeated two teams ranked in the AP poll. Offensively, K-State averaged 68.0 points per game, its highest mark since the 2005-06 season. The Wildcats scored 2,313 points, the most since the 2005-06 season. Registered 160 blocked shots, the third-most in program history. Pocketed 294 steals, which is the fourth straight season with 275 or more steals.



BAHNER



BROWN



COALSON



DANIELS



DECKER



GREEN



HONEYCUTT



KINCAID



LAUGHLIN



LEIDING

A name with an (*) designates players who were named honorary letterwinners due to the fact that they participated in Kansas State Women's Basketball prior to the time that K-State awarded letters to women's basketball players. The letterwinners list is based on sports information records beginning with the 1973-74 season. Numbers listed are final career statistics.

A

Affolter, Jackie — 5-8, F, # 1976
Morganville, Kan., 0.9 ppg, 1.0 rpg
Akers, Jane 1969
Armstrong, Andrea — 6-2, F/C, #00 2001-02
Lakeside, Ore., 3.8 ppg, 2.2 rpg

B

Bachis, Taryn — 5-9, G, #30 1981
Albuquerque, N.M., 10.2 ppg, 3.9 rpg
Bahner, Kristie — 5-11, C, #44 1988-89-90-91
Topeka, Kan., 9.2 ppg, 6.3 rpg
Begley, Julia — 6-1, F, #34 1991-92
Hugoton, Kan., 1.3 ppg, 1.1 rpg
Bertrand, Gretchen — 5-8, PG, #20 1991-92-93-94
Colby, Kan., 3.8 ppg, 1.5 rpg
Bleczinski, Tracey — 5-8, F, #14 & #22 1986-87
Shawnee Mission, Kan., 6.5 ppg, 4.2 rpg
Bleier, Jill — 5-4, G, #13 1981
Holton, Kan., 0.7 ppg, 0.0 rpg
Boggs, Beth — 6-1, C, # 1976-77-78-79
Lenexa, Kan., 5.5 ppg, 4.6 rpg
Booker, Shalondra — 5-4, G, #11 2001-02
Detroit, Mich., 2.5 ppg, 1.5 rpg
Boley, Sally — 5-6, G, # 1983
Harveyville, Kan., 0.0 ppg, 0.0 rpg
Bonner, Angeline — 6-1, C, #34 & #35 1982-83-84
St. Louis, Mo., 12.7 ppg, 5.9 rpg
Boyle, Stacey — 6-1, C, #42 1988-89
Dodge City, Kan., 5.3 ppg, 3.3 rpg
*Brock, Sharon — 5-8, F 1975
Neosho, Mo., 1.1 ppg, 1.5 rpg
Brown, Branshea — 6-2, F, #34 2009-10-11-12
Walterboro, S.C., 3.9 ppg, 4.2 rpg
Brown, Heidi — 5-10, G, #10 & #15 2012-13-14-15
Plains, Kan., 0.9 ppg, 1.1 rpg
*Brown, Sheila 1969

C

Campbell, Michelle — 5-9, F, # 1977-78-79
Westmoreland, Kan., 2.8 ppg, 1.9 rpg
Caron, Chantay — 5-11, G/F, #11 2011-12-13-14
Lawrence, Kan., 4.2 ppg, 2.5 rpg
Carr, Sharon — 5-9, G, # 1983
Chicago, Ill., 1.1 ppg, 0.5 rpg
Chamberlain, Amanda — 5-9, PG, #22 1995-96
Holton, Kan., 2.5 ppg, 2.7 rpg
Chambers, Brittany — 5-8, G, #2 2010-11-12-13
Jordan, Minn., 16.0 ppg, 6.4 rpg
Cherry, Sheila — 6-0, F, #23 & #42 1990-91
Salina, Kan., 2.3 ppg, 2.0 rpg
Childs, Jalana — 6-2, F, #33 2009-10-11-12
Orlando, Fla., 9.4 ppg, 3.8 rpg
Chisholm, JuliAnne — 5-11, G/F, #21 2011-12
Hillsboro, Kan., 1.7 ppg, 1.2 rpg
Chonko, Allison — 5-10, G, #12 1996
Overland Park, Kan., 1.3 ppg, 1.3 rpg
Coalson, Jenny — 5-11, F/G, #23 1996-97-98-00
Calhan, Colo., 4.9 ppg, 4.9 rpg
Cobb, Arnette — 5-9, G/F, #23 1989-90
Gary, Ind., 4.7 ppg, 2.7 rpg
Coggins, Claire — 5-11, G/F, #14 2004-05-06-07
Lee's Summit, Mo., 10.0 ppg, 2.8 rpg
Coulter, Lori — 5-11, F, #32 1978
Hastings, Neb., 1.1 ppg, 0.8 rpg
Craig, Bri — 5-9, G, #20 2013-14-15-16
Lincoln, Neb., 6.1 ppg, 2.5 rpg

D

Daniels, Jeanne — 5-9, F, #22 1979-80-81-82
Valley Center, Kan., 6.6 ppg, 3.6 rpg
*Davenport, Donita, 1970-71-72
Manhattan, Kan.

Davidson, Amy — 5-9, G, #45 1987-88-89-90
Edina, Minn., 3.8 ppg, 1.8 rpg
DeCamp, Shawnda — 5-9, G, #32 1994
Locust Grove, Okla., 17.3 ppg, 3.3 rpg
Decker, Missy — 5-10, G, #25 1994-95-96-97
Rochester, Minn., 7.6 ppg, 2.1 rpg
Deines, Megan — 6-1, G, #15 2016
Springfield, Mo., 9.6 ppg, 2.2 rpg
DeShay, Dee — 5-7, G, #22 1998, 00
Cedar Creek, Texas, 1.0 ppg, 0.9 rpg
Dickey, Tasha — 5-11, G, #13 2012
Sandy, Utah, 9.9 ppg, 4.1 rpg
Dietz, Kimberly — 5-9, G, #13 2005-06-07-08
Boulder, Colo., 10.5 ppg, 2.4 rpg
Dixon, Tina — 6-3, C, #24 1983-84
Kansas City, Mo., 9.9 ppg, 6.3 rpg
Dobbins, Becky — 5-11, F, #32 1981-82-83
Humboldt, Kan., 2.6 ppg, 1.9 rpg
Domnick, Linda — 5-3, G, #21 1985
Anthony, Kan., 0.5 ppg, 0.2 rpg
Domenico, Chelsea — 5-6, G, #22 2002-03-04-05
Thornton, Colo., 1.9 ppg, 2.0 rpg
*Drake, Patricia 1969
Drouhard, Marilee — 5-10, F, #25 1982
Danville, Kan.
*Duffey, Deanna 1970-71-72-73
Colby, Kan.
Durham, Cindy — 6-0, F, #35 1983-84-85-86
Independence, Mo., 4.8 ppg, 2.0 rpg
Dutmer, Amy — 6-0, F, #45 2001-02-03-04
York, Neb., 3.0 ppg, 1.5 rpg

E

*Ewing, Martha

F

*Fair, Arlene 1967-68
Alden, Kan.
Feeney, Eileen — 5-11, F, #15 1977-78-79-80
East Hanover, N.J., 12.5 ppg, 5.8 rpg
*Felbush, Nina 1966-67-68
Abilene, Kan.
Ferguson, Denisha — 6-1, F, #44 2001
Clarksville, Tenn., 3.2 ppg, 2.6 rpg
Finkes, Angie — 6-1, C, #42 1997-98-99-00
St. Paris, Ohio, 11.4 ppg, 5.5 rpg
Finneran, Morgen — 5-10, G, #50 1998-99-00-01
Granbury, Texas, 1.3 ppg, 1.2 rpg
Firsova, Olga — 6-6, C, #5 1998-00
Kiev, Ukraine, 9.9 ppg, 6.0 rpg
Fitzpatrick, Theza — 5-4, G, #21 1986-87
St. Louis, Mo., 6.9 ppg, 3.3 rpg
*Foster, Judy 1966-67-68
Franklin, Karen — 5-11, F, #40 1983-84
Sapulpa, Okla., 2.7 ppg, 1.9 rpg
Funk, Elyse — 5-5, G, #20 1987-88-89-90
Newton, Kan., 2.7 ppg, 1.7 rpg

G

Gaitor, Lisa — 6-2, F, #44 1995
Johnson City, Tenn., 3.9 ppg, 3.9 rpg
Gary, Priscilla — 5-5, G, #10 1982-83
Memphis, Tenn., 18.3 ppg, 5.0 rpg
Gilbertson, Jenny — 6-2, F, #45 2009
Wabasha, Minn., 0.0 ppg, 0.5 rpg
Gilmore, Barbara — 5-11, F, #24 1982-83
East St. Louis, Mo., 9.5 ppg, 4.6 rpg
Gipson, Marlies — 6-0, F, #51 2006-07-08-09
McPherson, Kan., 11.4 ppg, 7.1 rpg
Gloe, Claudia 1970
*Goering, Rebekah — 5-0, G 1971-72-73-74
Wichita, Kan.
Goodrich, Cymone — 5-10, G, #2 2018
Chicago, Ill.
Goth, Kayla — 6-1, G, #10 2016-17-18
DeForest, Wis.
Grattan, JoMoree — 6-2, F, #4 & #42 1992-93-94
Cleveland, Ohio, 2.8 ppg, 3.2 rpg
Grebing, Jennifer — 6-2, C, #54 1988, 90-91-92
Frohna, Mo., 4.3 ppg, 3.3 rpg
Green, Susan — 5-8, G, #11 1984-85-86-87
Anthony, Kan., 8.6 ppg, 2.2 rpg

H

Hackerott, Sara — 5-6, G 1978
Alton, Kan., 5.0 ppg, 2.8 rpg
Hamlin, JoAnn — 6-3, C, #40 2006
Douglass, Kan., 10.0 ppg, 4.6 rpg
Hammaker, Anna — 5-10, G, #23 2016
Knoxville, Tenn., 1.3 ppg, 0.4 rpg
Hanson, Kari — 5-8, G, #21 2002-03
Bismarck, N.D., 2.4 ppg, 1.6 rpg
Harrington, Danna — 5-7, G, #21 1984
Emporia, Kan., 0.3 ppg, 0.0 rpg
Harris, Brandy — 5-11, F, #35 1998
Tulsa, Okla., 8.9 ppg, 5.4 rpg
Hawley, Kerri — 6-0, F, #24 1985
Tulsa, Okla., 1.8 ppg, 1.6 rpg
Hazim, Nadira — 5-7, G, #30 1988-89-90-91
Topeka, Kan., 14.9 ppg, 4.9 rpg
Hester, Kayla — 6-0, C, #42 1996-97
Beaver, Okla., 5.5 ppg, 3.6 rpg
Hiil, Kelsey — 5-5, G, #10 2008-09-11
Lenexa, Kan., 2.0 ppg, 0.5 rpg
Holley, Amanda — 6-1, F/C, #51 1986
Bethany, Okla., 12.9 ppg, 7.3 rpg
*Holm, Rose — 5-7, G 1973-74
Burns, Kan., 3.9 ppg
Holzman, Lynn — 5-11, F/G, #13 1991-92-93-94
Royalton, Ohio, 4.2 ppg, 3.1 rpg
Honeycutt, Leah — 5-10, F, #15 1990-91-92-93
Houston, Texas, 7.6 ppg, 5.5 rpg
*Hopkins, Janet — 5-8, F 1971-72-73-74
Benton, Kan.
Hubert, Sheila — 5-8, F, #25 1985-86
Tulsa, Okla., 9.8 ppg, 4.7 rpg
Hughes, Shelly — 6-1, F, #34 1981-82
Williston, N.D., 8.2 ppg, 6.6 rpg
Hutton, Danielle — 6-3, F, #35 2001
Overland Park, Kan., 3.6 ppg, 2.6 rpg

J

Jacobson, Brit — 5-7, G, #4 1995-96-97-98
Chugiak, Alaska, 13.6 ppg, 4.8 rpg
Jacobson, Sunny — 5-10, G, #41 1997
Chugiak, Alaska, 2.0 ppg, 0.5 rpg
Jenkins, Sheronda — 5-8, G, #14 1983
Nashville, Tenn., 6.7 ppg, 2.1 rpg
John, Jerianne — 5-9, F 1976
Algonia, Kan., 8.1 ppg, 4.7 rpg
*Johns, Peggy — 5-3, G 1972-73-74-75
Manhattan, Kan.
Johnson, Patty — 6-4, F, #45 1995
Lorraine, Kan., 1.0 ppg, 1.0 rpg
Johnson, Tami — 5-7, G 1976-77-78-79
McPherson, Kan., 5.5 ppg, 2.1 rpg
Jones, Andria — 6-1, G, #34 1994-95-96-97
Radnor, Ohio, 10.8 ppg, 5.1 rpg
Jones, Ashley — 6-2, F, #21 2015
Tulsa, Okla., 2.2 ppg, 1.5 rpg
Jones, Cassandra — 5-7, G, #15 1983-84-85-86
Ft. Lauderdale, Fla., 11.7 ppg, 4.1 rpg
Jones, Jennifer — 6-1, F, #22 1983-84-85
Chicago, Ill., 11.6 ppg, 4.3 rpg
Jones, Kali — 6-2, F, #15 2018
Murrieta, Calif.
Jones, Kari — 5-9, G/F, #13 1980
Pratt, Kan., 1.2 ppg, 0.5 rpg
Jones, Margo — 6-0, C 1976-77-78
Wichita, Kan., 5.7 ppg, 5.4 rpg

K

Karr, Taelor — 5-8, G, #12 2010-11
Paola, Kan., 9.7 ppg, 4.6 rpg
Kincaid, Kari — 5-10, G, #41 2007-08-09-10
Andover, Kan., 6.3 ppg, 1.9 rpg
*Klees, Karen — 5-9, C 1974
St. Louis, Mo., 2.0 ppg
Knoll, Ashlynn — 5-11, F, #21 2013-14
Canyon, Texas, 4.4 ppg, 1.9 rpg
Koehn, Laurie — 5-8, G, #10 2002-03-04-05
Hesston, Kan., 14.3 ppg, 3.0 rpg
*Kratky, Mary — 5-8, F 1971-72-73-74
Wilson, Kan.

Kuebelbeck, Leann — 5-7, G, #40 1985-86-87
Tonganoxie, Kan., 0.8 ppg, 0.7 rpg
Kulas, Brianna — 6-0, F, #13 2011
Mission, Kan., 2.2 ppg, 1.8 rpg

L

Lakes, Mary — 6-4, C, #40 2018
Peoria, Ill.
*Lancaster, Jean 1967-68
Topeka, Kan.
Lane, Stephanie — 6-4, C, #52 1987-88-89-90
Wentzville, Mo., 2.4 ppg, 2.0 rpg
Larson, Kjersten — 5-8, PG, #14 1994-95-96-97
Maple Grove, Minn., 1.7 ppg, 2.4 rpg
*Lasswell, Terri — 5-11, F/C 1974
Emmett, Kan., 2.4 ppg
Laughlin, Jan — 5-9, F 1972-73-74-75
Manhattan, Kan.
Lees, Melanie — 5-7, G, #11 1981
Pittsburgh, Pa., 0.7 ppg, 0.6 rpg
Lehning, Shalee — 5-9, G, #5 2006-07-08-09
Sublette, Kan., 9.1 ppg, 7.0 rpg
Leick, Katya — 6-1, F, #4 2014
Grey Cloud Township, Minn., 7.7 ppg, 4.3 rpg
Leiding, Sue — 6-2, C, #32 1984-85-86-87
Tulsa, Okla., 9.3 ppg, 4.4 rpg
Lewis, Breanna — 6-5, F, #22 2014-15-16-17
Milwaukee, Wis., 12.1 ppg, 6.8 rpg

M

Madden, Brie — 6-3, C, #42 2002-03-04-05
Arlington, Texas, 4.3 ppg, 3.3 rpg
Madsen, Janet — 5-8, F, #15 1987-88
Elk River, Minn., 6.9 ppg, 3.0 rpg
Mahoney, Megan — 6-0, F/G, #34 2002-03-04-05
Sturgis, S.D., 10.1 ppg, 6.2 rpg
Martin, Shaelyn — 6-0, G, #50 2015-16-17-18
Salina, Kan., 4.9 ppg, 6.0 rpg
Matteucci, Rita — 5-10, F, #13 1987-88-89-90
Albuquerque, N.M., 7.1 ppg, 4.5 rpg
Mauck-Dutton, Brenda — 6-1, C, #43 1977-78-79-80
Limon, Colo., 2.3 ppg, 2.1 rpg
McCullough, Carolyn — 6-1, G/F, #44 2005-06-07-08
Stilwell, Kan., 2.4 ppg, 1.4 rpg
McFarland, Jessica — 6-2, C, #50 2003-04-05-06
Derby, Kan.
McIntyre, Twigg — 5-5, G, #15 2004-05-06
Sapulpa, Okla.
*McManis, Mary 1968-69
Manhattan, Kan.
Meeks, Deborah — 5-8, G, #3 2015
Benton Harbor, Mich., 2.3 ppg, 1.7 rpg
Mertz, Lauren — 5-11, F, #13 2015
Overland Park, Kan., 0.0 ppg, 0.0 rpg
*Meyers, Gunile 1969
Middlebrook, Karyla — 5-7, G, #21 & #22 2017-18
Blue Springs, Mo., 8.7 ppg, 3.0 rpg
Miller, Diana — 5-10, F, #33 1988-89-90-91
Hutchinson, Kan., 15.0 ppg, 6.6 rpg
Miller, Laurie — 6-0, F 1976-77-78-79
Smithville, Mo., 8.7 ppg, 6.0 rpg
Miller, Mary Jo — 5-5, G, #21 1989-90-91-92
Milroy, Minn., 9.7 ppg, 3.0 rpg
Mills, Linda 1970
Mitchell, Carlene — 5-7, G, #13 1995-96
DeWitt, Ark., 4.5 ppg, 1.5 rpg
Moylan, Kelly — 5-9, G, #14 1990-91-92-93
Emmett, Kan., 6.1 ppg, 1.9 rpg
Munson, Sara — 5-11, G/F, #33 1996-97
Junction City, Kan., 2.5 ppg, 2.3 rpg
Murdoch, Shanda — 6-2, F, #33 2004
Oklahoma City, Okla., 2.3 ppg, 2.5 rpg

N

Neal, Stacy — 5-6, PG, #21 1993-94
Winfield, Kan., 1.8 ppg, 0.8 rpg
Nelson, Kelsey — 5-9, G, #2 2008-09
Riley, Kan., 4.0 ppg, 1.8 rpg
Newsom, Kimmerly — 5-6, G, #4 2001-02-03-04
Nashville, Tenn., 1.0 ppg, 0.6 rpg
Nibarger, Nancy — 5-9, F, # 1978
Morrowville, Kan., 1.7 ppg, 1.4 rpg



MADDEN



L. MILLER



MOYLAN



O'TOOLE



POPPE



RAMAGE



RETHMAN



THOMAS



WILCOX



WOODLEE

*Nixon, Mary — 6-0, C
Eureka, Kan.
Norton, Susie — 5-7, G/F
Manhattan, Kan.

O

O'Neal, Andrea — 5-7, G, #23 1993-94
Ft. Smith, Ark., 7.3 ppg, 1.9 rpg
O'Toole, Kathy — 5-11, C 1975-76-77
Lawrence, Kan., 5.7 ppg, 5.1 rpg
Ohlde, Nicole — 6-5, F/C, #3 2001-02-03-04
Clay Center, Kan., 17.8 ppg, 7.9 rpg
Ostermann, Emma — 5-8, G, #20 2011-12
Abilene, Kan., 0.9 ppg, 0.4 rpg

P

Page, Kaylee — 6-3, F, #1 2016-17
Wamego, Kan., 7.3 ppg, 3.4 rpg
Page, Lanie — 6-3, F, #3 2017
Wamego, Kan., 2.1 ppg, 0.4 rpg
Perry, Essence — 5-6, G, #33 1999
Lawton, Okla., 5.4 ppg, 2.9 rpg
Pfalzgraf, Sheryl — 6-3, C, #31 1985
McPherson, Kan., 2.0 ppg, 2.4 rpg
Pollock, Dana — 5-8, G, #24 1993-94-95
Onaga, Kan., 1.0 ppg, 2.0 rpg
Poppe-Koster, Marsha — 5-9, F 1974-75-76-77
Lincolnville, Kan., 11.5 ppg
Price, Kim — 6-1, F, #21 1979-80-81, 83
Hutchinson, Kan., 8.9 ppg, 4.6 rpg

R

Ragar, Carrie — 6-0, F, #50 1996
Palmyra, Mo., 4.3 ppg, 3.0 rpg
Ramage, Nicky — 6-1, F, #45 1997-98-99
Little River, Kan., 9.2 ppg, 4.7 rpg
Ranke, Rachel — 6-1, G, #12 2018
Burnsville, Minn.
Ray, Ashley — 6-4, C, #33 2018
Girard, Kan.
Rethman-Waller, Kristin — 5-9, G/F, #12 1999-00-01-02
Corning, Kan., 9.1 ppg, 3.3 rpg
Reusser, Janet — 5-5, G, 1973-74-75-76
Viola, Kan., 11.9 ppg
*Rogin, Virginia 1967-68-69-70
Quincy, Kan.
Roise, Jean — 5-7, G, #31 1981-82
Berthold, N.D., 5.6 ppg, 2.1 rpg
Romero, Leticia — 5-8, G, #10 2014
Las Palmas, Spain, 14.2 ppg, 5.8 rpg
Romstad, Tammie — 6-1, C, #33 1979-80-81-82
Independence, Mo., 15.2 ppg, 7.6 rpg
*Ryan, Dr. Betty J. 1969-70-71
Leavenworth, Kan.

S

Sailors, April — 5-5, G, #14 2000-01
S. Sioux City, Neb., 4.8 ppg, 1.6 rpg
*Sapp, Ellen — 5-8, G 1975
Chetopa, Kan., 0.8 ppg, 0.6 rpg
Schmidt, Eva — 5-11, F 1977
Caldwell, Kan., 0.1 ppg, 0.4 rpg
Schreiber, Erin — 6-0, F, #43 1982
Jenks, Okla., 6.8 ppg, 2.7 rpg
Schroeder, Jane 1969-70
Sheble, Jessica — 6-2, F, #0 2014-15-16-17
Olathe, Kan., 2.4 ppg, 1.7 rpg
Short, Amy — 5-5, G 1997
Goodland, Kan., 0.0 ppg, 0.0 rpg
Short, Krist — 5-7, G 1975-76-77-78
Wichita, Kan., 6.4 ppg, 1.7 rpg
*Sigel, Greta — 5-11, C 1974-75-76
Cottonwood Falls, Kan., 3.8 ppg
*Sigel, Karen 1969-70
Sloan, Betsy — 5-4, G, #12 1980-81-82-83
Salina, Kan., 2.3 ppg, 1.7 rpg
Smith, Carol — 5-7, G, #14 1987
Detroit, Mich., 2.2 ppg, 0.6 rpg
Smith, Heather — 6-2, F, #10 1998-99
Gary, Texas, 1.9 ppg, 0.8 rpg
Smith, Naytanda — 5-11, F, #24 2004-05-06-07
Enid, Okla., 0.9 ppg, 1.2 rpg

Spani, Shalin — 6-0, G, #23 2008-09-10-11
Lee's Summit, Mo., 3.2 ppg, 1.5 rpg
Spreser, Kendra — 5-5, G, #13 2013
Dresden, Kan., 1.7 ppg, 1.8 rpg
Stensaas, Denae — 5-8, G, #20 1985
Concordia, Kan., 0.7 ppg, 0.4 rpg
Stires, Shanelle — 5-11, G/F, #5 1993-94-95
Salina, Kan., 16.6 ppg, 8.7 rpg
Stoehr, Dawn — 5-4, G, #11 1989-90
Plattsmouth, Neb., 0.8 ppg, 0.4 rpg
Stoltz, Pam — 6-1, F, #43 1992
Albert Lea, Minn., 4.4 ppg, 4.0 rpg
*Strom, Susan 1969-70
Sweat, Ashley — 6-2, F, #4 2007-08-09-10
McPherson, Kan., 13.8, 4.6 rpg

T

Taylor, Angie — 5-9, G, #24 1980
Kansas City, Mo., 3.1 ppg, 2.1 rpg
Taylor, Antoinette — 5-6, G, #11 2015-16
Gary, Ind., 2.2 ppg, 0.5 rpg
Texada, Haley — 5-6, G, #1 2012-13-14-15
Frisco, Texas, 9.4 ppg, 2.8 rpg
Thomas, Carlisa — 5-10, F, #23 1984-85-86-87
Jacksonville, Fla., 9.7 ppg, 8.0 rpg
Thomas, Kristy — 5-4, PG, #20 1995
Kansas City, Kan., 1.2 ppg, 0.1 rpg
Thomson, Kelly — 5-9, G, #12 2014-15-16-17
Riley, Kan., 1.3 ppg, 0.5 rpg
*Thull, Ginger — 5-5, G 1974-75-76
Cawker City, Kan., 2.0 ppg
*Tilford, Marian 1970-71-72-73
Moscow, Kan.
*Tilford, Wanda 1969-70-71, 73
Moscow, Kan.

V

Voronenko, Alina — 6-2, G, #32 2009-10-11
Sacramento, Calif., 2.5 ppg, 1.6 rpg
Vulgamore, Diana 1970

W

Ward, Joelle — 6-1, F, #22 1992-93-94
Burnsville, Minn., 1.4 ppg, 1.0 rpg
Webb, Marshela — 5-10, F, #24 1998-99-00-01
Grandview, Mo., 1.1 ppg, 1.3 rpg
Wecker, Kendra — 5-11, F, #53 2002-03-04-05
Marysville, Kan., 18.2 ppg, 8.5 rpg
Wheeler, Shana — 6-2, F, #30 2005-06-07-08
Lee's Summit, Mo., 5.2 ppg, 4.0 rpg
White, Mariah — 5-7, G, #22 2010-11-12-13
Midwest City, Okla., 4.4 ppg, 4.0 rpg
Weinreis, Dee — 6-2, C/F, #23 1980-81-82
Minnetonka, Minn., 6.6 ppg, 4.6 rpg
Wesemann, Kindred — 5-7, G, #24 2014-15-16-17
Pleasant Hill, Mo., 10.1 ppg, 2.3 rpg
*Whitehill, Janet 1969
Latham, Kan.
Wilcox, LeAnn — 5-8, G, #23 1976, 79-80
Kansas City, Mo., 11.0 ppg., 3.7 rpg
Wiggins, Alisa — 5-8, G, #5 2018
Montclair, N.J., 1.3 ppg, 0.2 rpg
Williams, Gayla — 5-6, G, #14 1978-79-80-81
Cedar Point, Kan., 10.1 ppg, 2.8 rpg
Williams, Peyton — 6-4, F, #11 2017-18
Topeka, Kan.
Williams, Polly — 6-2, C, #22 1990
Sterling Heights, Mich., 2.4 ppg, 1.1 rpg
Willingham, Kari — 6-2, F, #31 1996
Perkins, Okla., 1.4 ppg, 0.6 rpg
Willock, Eternati — 6-4, F, #13 2017
Scarborough, Ontario, Canada
*Witt, Debra 1970-71
Manhattan, Kan.
Wittman, Stephanie — 5-9, G, #14 2011-12
San Antonio, Texas, 0.7 ppg, 0.9 rpg
Woodard, Shelley — 5-10, G/F, #14 1982
Maize, Kan., 1.8 ppg, 0.5 rpg
Woodlee, Kim — 5-8, G, #21 1998-99-00-01
Beersheba Springs, Tenn., 9.2 ppg, 3.6 rpg
Woods, Ashia — 5-10, G, #23 2012-13-14-15
Wichita, Kan., 6.8 ppg, 4.3 rpg

Y

Young, Erica — 6-3, F, #2 2014-15-16
Tampa, Fla., 2.4 ppg, 2.1 rpg

Z

Zanotti, Danielle — 6-2, F, #25 2006-07-08-09
Mustang, Okla., 2.5 ppg, 2.3 rpg

Current Players in **BOLD**

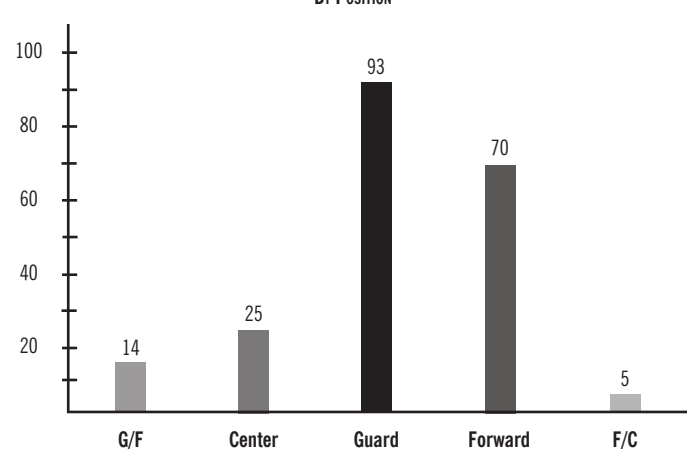
LETTER WINNER BREAKDOWN

The following is a breakdown of the 207 Kansas State women's basketball letter winners in the previous 50 seasons of action. (Note: all players that have the required information listed were included in the breakdown.)

By STATE/COUNTRY

Rk. State	# (Last Yr.)
1. Kansas	103 (2018)
2. Missouri	21 (2017)
3. Oklahoma	17 (2013)
4. Minnesota	12 (2018)
5. Texas	8 (2015)
6. Tennessee	7 (2016)
7. Nebraska	5 (2015)
8. Colorado	4 (2008)
Florida	4 (2015)
Michigan	4 (2015)
Ohio	4 (2000)
Illinois	4 (2018)
13. North Dakota	3 (2003)
14. Alaska	2 (1998)
Arkansas	2 (1996)
Indiana	2 (2015)
New Mexico	2 (1990)
Wisconsin	2 (2018)
New Jersey	2 (2018)
California	2 (2018)
20. Oregon	1 (2002)
Pennsylvania	1 (1981)
South Carolina	1 (2012)
South Dakota	1 (2005)
Utah	1 (2012)
Ukraine	1 (2000)
Spain	1 (2014)
Canada	1 (2017)

By POSITION



49.8%

Of the 207 letter winners with a designated home town, 49.8 percent are from the state of Kansas.

61.8%

Of the 207 letter winners with a designated home town, 61.8 percent are from within the current Big 12 footprint.

KANSAS STATE COACHING HISTORY

MOST VICTORIES

Coach	Year	Record
Deb Patterson	1996-2014	350-226 (.608)
Judy Akers	1968-79	206-94 (.687)
Lynn Hickey	1979-84	125-39 (.762)
Matilda Mossman	1984-90	83-68 (.550)
Jeff Mittie	2014-present	79-54 (.594)
Brian Agler	1993-96	38-39 (.494)
Susan Yow	1990-93	31-51 (.277)
Gaye Griffin (interim)	1989-90	17-8 (.680)
Jack Hartman (interim)	1995-96	3-4 (.429)

WINNING PERCENTAGE

Coach	Year	Record
Lynn Hickey	1979-84	125-39 (.762)
Judy Akers	1968-79	206-94 (.687)
Gaye Griffin (interim)	1989-90	17-8 (.680)
Deb Patterson	1996-2014	350-226 (.608)
Jeff Mittie	2014-present	79-54 (.594)
Matilda Mossman	1984-90	83-68 (.550)
Brian Agler	1993-96	38-39 (.494)
Jack Hartman (interim)	1995-96	3-4 (.429)
Susan Yow	1990-93	31-51 (.277)

KANSAS STATE SEASON COACHING DEBUTS

Coach	Year	Overall	Conference
Judy Akers	1968-69	11-3 (.786)	—
Lynn Hickey	1979-80	26-9 (.743)	—
Matilda Mossman	1984-85	16-13 (.552)	6-8 (.429)
Susan Yow	1990-91	16-11 (.593)	8-6 (.571)
Brian Agler	1993-94	13-14 (.481)	5-9 (.357)
Deb Patterson	1996-97	19-12 (.613)	9-7 (.563)
Jeff Mittie	2014-15	19-14 (.576)	7-11 (.389)

JUDY AKERS • 1968-79 • 206-94 (.687)



A Kansas State graduate with a degree in physical education, Judy Akers helped start the women's basketball program at her alma mater. During her 11 years at K-State, Akers' teams turned in six 20-win seasons and captured nine Kansas state titles and two Big Eight crowns. On the national scene, Akers led the Wildcats to two Region VI titles and five AIAW national tournament bids. Akers also served as K-State's women's athletics director from 1974-76.

1968-69

Record: 11-3 (.786) | Head Coach: Judy Akers

First year as an intercollegiate sport • Team won its first 11 games.

Date	Opponent	W/L	Score
	Bethel	W	38-25
	Marymount	W	55-30
F 7	Bethel	W	40-39
F 22	vs. Bethel ^	W	51-44
F 23	vs. Kansas ^	W	35-24
	Emporia State	W	41-37
M 1	at Kansas	W	40-31
	Pittsburg State	W	47-32
M 5	Emporia State	W	65-48
M 7	Marymount	W	56-26
	Emporia State	W	57-32
M 20	Wayland Baptist*	L	21-76
M 21	Ranger J.C.*	L	35-84
M 22	Southern State*	L	55-75

^ - Emporia, Kan.; * NWIT (Amarillo, Texas)

1969-70

Record: 10-7 (.588) H: 4-1 A: 4-3 N: 2-3 | Head Coach: Judy Akers

Wildcats posted an 8-4 regular season mark • Participated in two postseason NIT tournaments

Date	Opponent	W/L	Score
J 10	Fort Hays State	W	56-26
J 13	Bethel	W	63-17
J 24	at Wayne State	L	45-47
F 7	at Fort Hays State	W	35-26
F 13	McPherson	L	37-40
F 18	Kansas	W	58-26
F 20	at Marymount	W	59-30
F 21	at Bethel	W	52-30
F 28	at McPherson	L	47-51
M 2	at J.F. Kennedy	L	37-62
M 6	Southwestern	W	56-36
M 7	at Kansas	W (OT)	50-45
M 12	Towson+	W	52-42
M 13	W. Carolina+	L	38-43

M 19	Wayland Baptist*	L	43-61
M 20	Ranger JC*	L	41-52
M 21	W. Texas State*	W	56-47

+ NIWIB Tournament (Boston, Mass.) | * NWIT (Amarillo, Texas)

1970-71

Record: 12-12 (.500) H: 4-6 A: 6-4 N: 2-2 | Head Coach: Judy Akers

Date	Opponent	W/L	Score
D 11	at Seminole	L	58-75
D 12	at Seminole	L	43-85
D 22	Parsons (Kan.)	L	37-74
D 23	Parsons (Kan.)	L	35-45
J 9	at Parsons (Kan.)	L	50-69
J 10	at Parsons (Kan.)	L	41-68
J 12	at Southern Illinois	W	56-38
J 13	at Southern Illinois	W	32-28
J 17	Wayne State	L	31-50
J 22	at Wichita State	W	43-38
J 29	Fort Hays State	W	60-35
J 30	Kansas	W	40-21
F 6	Wayne State	L	50-51
F 9	at Southwestern	W	53-24
F 13	at Kansas	W	56-42
F 19	Seminole	L	40-53
F 20	Seminole	L	42-52
F 24	at Washburn	W	39-24
F 26	Southwestern	W	43-29
F 27	Wichita State	W	59-32
	McPherson	W	N/A
M 7	at Kansas	L	44-52
	Queens*	W	49-35
	North Carolina*	L	47-53

* NWIT (Cullowhee, N.C.)

1971-72

Record: 17-5 (.773) H: 6-0 A: 5-2 N: 6-3 | Head Coach: Judy Akers

Undefeated at Ahearn Field House (6-0) • 9-1 in league • Beat Fort Hays State to win state championship • Took sixth in AIAW Region VI Tourney.

Date	Opponent	W/L	Score
J 14	at Washburn	W	59-26
J 18	at Haskell	W	52-22
J 21	McPherson	W	57-31
J 22	Benedictine	W	44-25
J 26	at Wichita State	W	44-40
J 27	at Kansas	L	32-33
J 29	at Fort Hays State	L	43-48
F 1	Washburn	W	39-15
F 4	Wichita State	W	49-37
F 11	at Benedictine	W	65-26
F 12	at McPherson	W	50-42
F 18	Haskell	W	71-30
F 19	Kansas	W	59-47
F 25	Lamar	W	40-25
F 25	vs. Baylor (Houston, Texas)	W	66-48
F 26	Kansas State	W	67-53
F 26	Stephen F. Austin	L (OT)	65-67
M 3	McPherson ^	W	51-35
M 4	Fort Hays State ^	W	61-50
M 9	Central Missouri##	L	57-65
M 10	Dickinson State##	W	57-32
M 11	NW Missouri State##	L	66-70

^ Kansas State Tournament (Lawrence, Kan.) | ## AIAW Region VI (Springfield, Mo.)

1972-73

Record: 20-6 (.769) H: 6-1 A: 6-3 N: 8-2 | Head Coach: Judy Akers

First 20-win season in school history • Won AIAW Region VI Tournament • Finished sixth in national postseason tournament • 100th game in KSU history, a 56-52 loss to S. Conn. St.

Date	Opponent	W/L	Score
D 2	NW Mississippi State	L	35-41
D 8	Kansas	W	47-25
D 9	Missouri State	W	51-46
D 15	at Midland Lutheran	W	43-39
J 19	at Central Missouri	W	59-53
J 20	at Wichita State	W	57-35
J 23	McPherson	W	42-37
J 26	Fort Hays State	W	47-24
J 30	at Central Missouri	L	57-59
F 2	Phillips	W	50-38
F 3	at Fort Hays State	L	43-46
F 6	at Kansas	W	49-45
F 10	Wichita State	W	87-21
F 16	Lamar	W	50-44
F 17	Texas Women's	W	45-39
F 17	NW Louisiana	L	46-54
F 23	McPherson ^	W	48-38
F 24	at Fort Hays State ^	W	50-42
F 28	at Phillips	L	38-47
M 8	South Dakota State##	W	43-35
M 9	Central Missouri##	W	45-41
M 10	Wayne State##	W	43-39
M 22	Southern Conn. St. ###	L	52-56
M 23	Long Beach State ###	W	49-43
M 23	East Carolina###	W	47-46
M 24	South Carolina###	W	69-57

^ Kansas State Tournament (Hays, Kan.) | ## AIAW Region VI (Warrensburg, Mo.) | ### AIAW National Tournament (New York)

1973-74

Record: 21-9 (.700) H: 8-4 A: 8-4 N: 5-1 | Head Coach: Judy Akers

League champions • Took third place in AIAW Region VI Tournament.

Date	Opponent	W/L	Score
N 22	Altus	W	31-22
N 23	vs. Northern Okla.	W	56-52

N 24	at Phillips	L	33-43
D 4	John F. Kennedy	L	49-52
D 7	Washburn	W	78-16
D 10	Central Missouri	L	52-54
D 14	at Haskell JC	W	67-17
D 21	Missouri State	W	66-56
J 15	at Benedictine	W	63-24
J 18	at Missouri State	W	58-45
J 19	at Central Missouri	W	46-41
J 22	Wichita State	W	87-21
J 25	Fort Hays State	W	67-39
J 29	Benedictine	W	68-30
J 31	at Kansas	L	39-42
F 1	Iowa State	W	59-42
F 8	at Wichita State	W	66-25
F 9	at Fort Hays State	W	62-38
F 12	Haskell	W	94-20
F 15	at Grand View	L	49-60
F 16	at William Penn	L	47-58
F 21	at Washburn	W	50-30
F 22	Kansas	W	67-27
M 1	at Bethany ^	W	63-35
M 2	Fort Hays State ^	W	82-54
M 7	M.L. King##	W	62-41
M 8	William Penn##	L	46-52
M 9	Dickinson State##	W	67-33
M 21	Immaculata##	L	40-50
M 22	Wayland Baptist##	L	34-49

^ Kansas State Tournament (Lindsborg, Kan.) | ## AIAW Region VI (Brookings, S.D.) | ### AIAW National Tournament (Manhattan, Kan.)

1974-75

Record: 24-9 (.727) H: 9-2 A: 7-2 N: 8-5 | Head Coach: Judy Akers

Judy Akers picked up her 100th coaching victory at K-State with an 80-37 win at home over Kansas • Captured the state championship • Took second in AIAW Region VI Tournament • Finished sixth in AIAW National Championships.

Date	Opponent	W/L	Score
N 23	vs. Wayland Baptist (LaVern, Okla.)	L	57-97
N 29	at William Penn	L	44-53
D 30	vs. John F. Kennedy	L	49-57
D 6	Midland Lutheran	W	81-30
D 7	at NW Missouri State	W	66-58
D 12	Wichita State	W	78-25
D 14	Missouri State	W	90-35
J 11	at Wayland Baptist	L	44-91
J 14	Central Missouri	W	67-56
J 17	Nebraska ^	W	82-31
J 18	Illinois State ^	W	67-55
J 20	at Fort Hays State	W	67-59
J 24	Kansas	W	80-37
J 25	at Missouri State	W	76-69
J 28	Emporia State	W	83-42
J 31	Grand View	L	55-57
F 4	at Iowa State	W	73-67
F 7	at Wichita State	W	82-48
F 8	William Penn	L	57-74
F 11	at Emporia State	W	60-54
F 13	John F. Kennedy	W	56-52
F 21	at Kansas	W	65-49
F 27	St. Mary of Plains&	W	78-27
F 28	Bethany&	W	77-44
F 28	Kansas&	W	88-43
M 6	South Dakota State##	W	70-40
M 6	Missouri State##	W	66-45
M 8	William Penn##	L	57-64
M 19	Immaculata##	L	54-63
M 20	Boise State##	W	65-37
M 20	Ohio State##	W	61-51
M 21	William Penn##	W	54-43
M 22	Wayland Baptist##	L	55-63

^ Wildkitten Classic (Manhattan, Kan.) | & Kansas State Tournament (Hays, Kan.) | ## AIAW Region VI (Lawrence, Kan.) | ### AIAW Nationals (Harrisonburg, Va.)

1975-76 • Big 8 REGULAR SEASON CHAMPIONS

Record: 28-6 (.824) H: 11-2 A: 5-3 N: 12-1 | Head Coach: Judy Akers

Ranked 10th and 12th in preseason polls • First 100+ point game, a 105-28 win over Fort Hays State • Hosted first Big Eight Tournament (midseason, unofficial) • Regular-season Big Eight champions • Took sixth in AIAW Region VI Tournament • Set school records with 28 wins and an .823 winning percentage.

AP Rankings				W/L	Score
Date	KSU	Opp	Opponent		
N 28	—	—	vs. Claremore	W	78-46
N 29	—	—	vs. Wayne State	W	90-65
N 30	—	—	vs. Grand View	W	73-72
D 9	—	—	Wichita State	W	65-45
D 12	—	—	Fort Hays State	W	105-28
D 13	—	—	William Penn	L	58-65
D 16	—	—	Wayland Baptist	L	49-52
J 8	—	—	at Temple J.C.	W	93-77
J 9	—	4	vs. Stephen F. Austin	W	63-46
J 10	—	—	vs. Weatherford J.C.	W	66-59
J 13	—	—	at Wayland Baptist	L	53-80
J 16	—	—	vs. Nebraska	W	62-53
J 17	—	—	vs. Oklahoma State	W	79-68
J 19	—	—	at Central Missouri	L	62-64
J 23	—	—	Missouri State	W	58-48
J 26	—	—	at Kansas	W	54-47
J 30	—	—	Phillips	W	55-51
J 31	—	—	Iowa State	W	105-80
F 2	—	—	Wayne State	W	89-57
F 6	—	—	vs. Central Michigan	W	61-51
F 7	—	—	vs. Wisconsin-La Crosse	W	84-63
F 7	—	—	vs. William Penn	W	63-61
F 9	—	—	at William Penn	L	59-72
F 10	—	—	at Grand View	W	89-72
F 12	—	—	Oklahoma%	W	90-27
F 13	—	—	Nebraska%	W	51-47
F 14	—	—	Missouri%	W	85-41
F 16	—	—	at Fort Hays State	W	85-48
F 18	—	—	at Wichita State	W	84-50

YEAR-BY-YEAR RESULTS



F 25	—	—	Kansas	W	59-36
F 27	—	—	Emporia State	W	81-51
M 4	—	—	vs. South Dakota St.##	W	73-41
M 5	—	—	vs. NW Missouri St.##	W	67-63
M 6	—	—	vs. William Penn##	L	59-74

% Big Eight Tournament (Manhattan, Kan.) | ## AIAW Region VI (Moorhead, Minn.)

1976-77 • Big 8 REGULAR SEASON CHAMPIONS

Record: 23-12 (.657) H: 8-2 A: 6-4 N: 9-6 | Head Coach: Judy Akers

Fifth 20-win season • Second Big Eight regular-season championship • AIAW Region VI champions • AIAW quarterfinalists.

AP Rankings					
Date	KSU	Opp	Opponent	W/L	Score
N 25	19	—	vs. Texas A&M	W	61-53
N 26	—	13	vs. Baylor	L	54-68
N 27	—	—	vs. Louisiana State	L	57-62
D 1	—	—	Grand View	W	73-39
D 3	—	—	at Wayne State	L	57-59
D 4	—	—	at Nebraska	W	64-56
D 10	—	6	William Penn	W	57-53
D 17	—	—	UNLV	W	73-71
D 27	—	—	vs. Southern Conn. St.	L	46-55
D 28	19	—	vs. Rhode Island	W	59-50
D 30	19	—	at Montclair State	L	57-78
J 5	—	—	at Simpson	W	80-50
J 6	—	—	at Wichita State	W	77-47
J 7	—	—	vs. Phillips	L	68-78
J 11	—	1	Wayland Baptist	L	64-72
J 14	—	—	at Missouri State	W	74-56
J 20	—	—	Iowa State%	W	60-59
J 21	—	—	Kansas%	W	68-65
J 22	—	—	Nebraska%	W	60-50
J 25	—	—	Kansas	L	62-55
J 28	—	20	at William Penn	L	61-75
J 31	—	—	at Wichita State	W	76-53
F 2	—	—	NW Missouri State	L	57-71
F 4	—	—	Nebraska	W	75-53
F 11	—	—	at Iowa State	L	57-58
F 14	—	—	Central Missouri	W	76-61
F 17	—	—	Wichita State	W	64-60
F 23	—	—	at Kansas	W	62-56
F 24	—	—	NW Oklahoma State	W	78-62
M 10	—	—	at Luther#	W	72-56
M 11	—	—	Nebraska-Omaha##	W	90-61
M 12	—	—	Missouri##	W	70-54
M 23	20	—	Utah##	W	70-32
M 24	20	5	Tennessee##	L	69-81
M 25	20	6	Tennessee Tech##	L	58-68

% Big Eight Tourney (Boulder, Colo.) | ## AIAW Region VI (Decorah, Iowa) | ### AIAW National Tourney (Minneapolis, Minn.)

1977-78 • Big 8 REGULAR SEASON CHAMPIONS

Record: 20-14 (.588) H: 11-2 A: 4-6 N: 5-6 | Head Coach: Judy Akers

Played eight games against Top 10 opponents • Captured the league championship • Took second place in AIAW Region VI Tournament.

AP Rankings					
Date	KSU	Opp	Opponent	W/L	Score
N 24	—	—	vs. Houston	W	73-69
N 25	16	—	vs. Louisiana Tech	L (OT)	82-90
N 26	16	—	vs. Missouri	L	58-70
N 30	16	—	vs. Central Missouri	W	74-69
D 2	—	3	Wayland Baptist	L	56-60
D 6	—	—	Nebraska	W	72-50
D 9	—	14	at Missouri	W	76-66
D 10	—	—	New Mexico	W	79-60
D 15	—	—	vs. Tennessee Tech (Columbus, Ohio)	L	59-73
D 15	—	—	vs. Mississippi (Columbus, Ohio)	L	57-62
D 16	—	—	vs. Miss. Gulf Coast (Columbus, Ohio)	W	77-64
D 17	—	17	at Ohio State	L	55-65
D 29	—	—	Minnesota	W	70-30
J 5	—	—	Oklahoma State%	W	95-69
J 6	—	—	Kansas%	L	53-75
J 7	—	—	Oklahoma%	L	61-67
J 13	—	—	Missouri State	W	74-51
J 18	—	—	at UNLV	L	84-113
J 20	—	11	at UCLA	L	62-123
J 21	—	—	at Long Beach State	L	88-99
J 25	—	—	at Kansas	W	66-65
J 27	—	—	vs. UNLV	W	89-62
J 28	—	—	at Kansas	L	63-76
J 31	—	—	Wichita State	W	84-63
F 3	—	—	at Nebraska	W	63-57
F 4	—	15	Missouri	W	71-61
F 8	—	—	NW Missouri State	W	71-69
F 10	—	—	Iowa State	W (OT)	66-64
F 14	—	—	at Central Missouri	L	57-73
F 21	—	17	Kansas	W	74-68
F 25	—	—	at Wichita State	W	78-33
M 9	—	—	Minnesota##	W	96-81
M 10	—	—	Drake##	W	66-52
M 11	—	13	Missouri##	L	68-70

% Big Eight Tournament (Lincoln, Neb.) | ## AIAW Region VI (Manhattan, Kan.)

1978-79 • Big 8 REGULAR SEASON CHAMPIONS

Record: 20-11 H: 6-4 A: 8-3 N: 6-4 | Head Coach: Judy Akers

Judy Akers picked up her 200th coaching victory at K-State with a 64-62 win at Missouri • Ninth consecutive league championship • Took second in Region VI Tournament • Fourth place in AIAW South Sectional

AP Rankings					
Date	KSU	Opp	Opponent	W/L	Score
N 24	—	—	vs. Brigham Young	W	101-96
N 25	—	—	at New Mexico	L	68-77
N 29	—	—	Long Beach State	L	62-70
D 1	—	—	at Texas Tech	W	83-66
D 2	—	6	at Wayland Baptist	L	71-76
D 5	—	—	at Nebraska	W	77-71

D 6	—	—	at Iowa State	W	89-64
D 12	—	19	Missouri	L	60-71
D 21	—	—	vs. High Point (Chapel Hill, N.C.)	W	86-81
D 22	—	—	vs. Pfeiffer (Chapel Hill, N.C.)	W	89-77
D 23	—	—	vs. Clemson (Chapel Hill, N.C.)	W	73-70
J 6	—	—	at Minnesota	W	100-62
J 8	—	—	Iowa	W	93-80
J 18	—	—	Oklahoma State%	W	86-64
J 19	—	—	Missouri%	L	74-84
J 20	—	—	at Nebraska%	L	65-68
J 26	—	—	Texas Women's ^	W	66-62
J 27	—	—	Minnesota ^	L	66-68
J 30	—	18	Kansas	W	73-65
F 2	—	14	UCLA	L	60-64
F 3	—	—	at Wichita State	W	81-63
F 6	—	19	at Missouri	W	64-62
F 13	—	—	Nebraska	W	75-61
F 19	—	—	Central Missouri	W	81-74
F 26	—	—	Wichita State	W	90-51
M 3	—	16	at Kansas	W (20T)	92-91
M 9	—	—	at Kansas##	W	84-80
M 10	—	—	Drake##	W	79-70
M 11	—	17	Kansas##	L	59-75
M 16	—	1	Old Dominion#	L	75-96
M 17	—	11	Valdosta State#	L	92-104

% Big Eight Tournament (Lincoln, Neb.) | ^ K-State Classic (Manhattan, Kan.) | ## AIAW Region VI (Minneapolis, Minn.) | # AIAW South Sectional (Cookeville, Tenn.)

LYNN HICKEY • 1979-84 • 125-39 (.762)



Lynn Hickey's Wildcats won 23 games and advanced to a national postseason tournament in each of her five years at the helm. An All-American and summa cum laude graduate at Ouachita Baptist College, Hickey won two Big Eight Conference titles and coached K-State's first Kodak All-American, Priscilla Cary. Hickey was inducted into the Kansas State Sports Hall of Fame in August of 2004.

1979-80

Record: 26-9 (.743) H: 11-0 A: 6-6 N: 9-3 | Head Coach: Lynn Hickey

Undefeated at Ahearn Field House (11-0) • Took second place in Region VI Tournament • Finished third in East Sectional (Sweet Sixteen) • Ranked 13th in final women's poll.

AP Rankings					
Date	KSU	Opp	Opponent	W/L	Score
N 23	—	—	vs. Cal Poly Pomona ~	W	78-75
N 24	—	—	at New Mexico ~	W	65-60
N 30	—	—	Wayland Baptist	W	79-69
D 4	—	—	Nebraska	W	90-75
D 6	—	—	Colorado	W	106-75
D 10	—	—	at Missouri	L	81-90
D 14	18	—	Oklahoma	W	96-73
D 29	15	—	Wyoming	W	75-54
J 3	15	—	vs. Air Force ^	W	92-52
J 4	15	—	vs. Illinois State ^	W	72-60
J 5	15	—	vs. New Mexico ^	L	57-68
J 8	14	7	at Rutgers	L	56-81
J 10	14	—	at Fordham	W	66-64
J 11	14	—	at Seton Hall	W	66-45
J 17	13	—	Iowa State%	W	80-66
J 18	13	—	at Missouri%	L	76-81
J 19	13	20	Colorado%	W	81-69
J 25	14	11	vs. Cheyney State	W	68-51
J 26	14	9	at Kansas	L	60-85
J 28	14	9	at Kansas	W	67-66
F 2	13	—	Wichita State	W	73-53
F 7	11	—	Drake	W	89-78
F 12	11	—	Missouri	W	69-60
F 15	11	—	Minnesota	W	103-68
F 19	11	—	at Central Missouri	L	73-79
F 22	11	—	Iowa State	W	84-76
F 25	12	10	Kansas	W	61-52
F 28	12	—	Wichita State+	W	73-71
F 29	12	10	Kansas+	W	79-74
M 1	12	—	Central Missouri+	L	60-73
M 6	12	—	Minnesota##	W	70-63
M 7	12	—	at Drake##	W	74-65
M 8	12	15	Kansas##	L	80-89
M 12	14	—	at Boston##	W	72-68
M 15	14	2	at Tennessee##	L	64-84

~ New Mexico Tournament (Albuquerque, N.M.) | ^ Shocker Invitational (Wichita, Kan.) | % Big Eight Tournament (Columbia, Mo.) | + Southern Subregional (Pittsburg, Kan.) | ## AIAW Region VI (Des Moines, Iowa) | ### AIAW National Tournament (Atlanta, Ga.)

1980-81

Record: 23-11 (.676) H: 11-2 A: 7-5 N: 5-4 | Head Coach: Lynn Hickey

Started season 9-0 • Loss to Kansas ended 21-game home winning streak • Took second in the Big Eight Conference • Qualified for the Region VI Tournament.

AP Rankings					
Date	KSU	Opp	Opponent	W/L	Score
N 22	—	—	Tulsa	W	109-78
N 25	15	—	at Pittsburg State	W	96-40
N 27	15	—	Iowa State	W	98-62
N 28	15	—	Washington State	W	67-48
N 29	15	—	Memphis	W	82-75
D 2	14	—	Missouri	W	74-68
D 6	14	—	at Creighton	W	73-63
D 9	13	—	at Nebraska	W	75-63
D 12	13	—	at Wichita State	W	57-56
D 19	13	10	at UCLA ~	L	70-83
D 20	13	12	vs. South Carolina ~	W	82-62
D 22	13	—	at Pepperdine	W	84-80
J 3	16	—	Nebraska-Omaha	W	79-77

J 5	16	13	Stephen F. Austin	W	83-75
J 8	16	18	vs. Illinois >	W	67-52
J 9	16	—	vs. Minnesota >	L	70-71
J 10	16	—	at Wichita State >	W	93-70
J 15	15	—	Nebraska%	W	74-72
J 16	15	—	Missouri%	W	85-77
J 17	15	5	at Kansas%	L	60-85
J 24	16	—	at Minnesota	L	54-70
J 27	20	5	Kansas	L	68-88
J 31	—	—	Creighton	W	77-53
F 3	—	—	Wichita State	L	66-67
F 6	—	—	vs. Boston ^	L	59-62
F 7	—	—	vs. Virginia State ^	W	84-43
F 13	—	—	at Drake	L	79-94
F 17	—	6	at Kansas	L	63-74
F 23	—	—	at Loyola Marymount	W	70-36
F 25	—	—	Pittsburg State	W	(Fort.)
F 27	—	—	Central Missouri	W	78-73
M 2	—	—	Wichita State!	W	61-65
M 6	—	—	South Dakota	W	104-52
M 13	—	—	Drake##	L	69-76

~ UCLA Nike Tournament (Los Angeles, Calif.) | > Pizza Hut Invitational (Wichita, Kan.) | % Big Eight Tournament (Lawrence, Kan.) | ^ Coca-Cola Penn State Classic (University Park, Pa.) | ! AIAW Playoff Game (Emporia, Kan.) | ## AIAW Region VI (Minneapolis, Minn.)

1981-82 • Big 8 CHAMPIONS

Record: 26-6 (.813) H: 15-1 A: 8-4 N: 3-1 | Head Coach: Lynn Hickey

Posted 10th 20-win season in program history • Lynn Hickey picks up 50th coaching win at K-State with a 79-63 win vs. Pittsburg • Big Eight champions • Posted a school-record 17-game winning streak • Took second in East Regional • Reached the Elite Eight in first NCAA women's tournament.

AP Rankings					
Date	KSU	Opp	Opponent	W/L	Score
N 23	—	—	Pacific Christian	W	103-36
N 27	—	—	Pittsburgh ^	W	79-63
N 28	—	4	South Carolina ^	L	65-81
D 4	—	—	vs. South Dakota !	W	73-60
D 5	—	—	vs. Wayland Baptist !	W	93-78
D 8	—	—	at Missouri	W	64-62
D 12	—	—	Oklahoma City	W	71-64
D 18	—	—	at Central Missouri	W	66-64
D 20	—	19	Detroit	W	70-35
D 22	—	—	Jackson State	W	73-56
J 2	—	—	at Arkansas	L	53-68
J 4	—	—	at Mississippi State	L	78-79
J 5	—	—	at Memphis State	L	72-83
J 7	—	20	at Tennessee	L	68-83
J 14	—	—	Missouri%	W	72-69
J 15	—	—	Nebraska%	W	81-57
J 16	—	15	Colorado%	W	76-71
J 22	—	—	at Tulsa	W	94-54
J 23	—	—	at Oklahoma State	W	71-63
J 26	—	—	at Kansas	W	83-74
F 3	—	—	Wichita State	W	69-64
F 6	—	—	Minnesota	W	77-68
F 11	—	—	at Creighton	W	79-49
F 13	—	—	at Iowa State	W	72-50
F 16	—	—	Drake	W	82-74
F 20	—	—	Creighton	W	89-36
F 23	—	—	Kansas	W	80-69
F 27	—	—	at Wichita State	W	68-63
M 5	19	—	Central Missouri	W	66-61
M 13	19	—	Stephen F. Austin\$	W	78-75
M 18	18	7	Old Dominion\$\$\$	W	76-67
M 20	18	2	Cheyney State\$\$\$\$	L	71-91

M 25 17 3 Texas\$\$\$ L (OT) 70-73

^ Converse Little Apple Classic (Manhattan, Kan.) | * Big Eight game | % Big Eight Tournament (Norman, Okla.) | % NCAA Midwest Regional First Round (Manhattan, Kan.) | \$\$\$ NCAA Midwest Regional (Ruston, La.)

194

1983-84 • Big 8 CHAMPIONS

Record: 25-6 (.806)/12-2 (.857) H: 14-1 A: 8-4 N: 3-1 | Head Coach: Lynn Hickey

Started season 7-0 • Ranked as high as 6th in the nation • Loss to Texas snapped 31-game home win streak • Big Eight regular-season co-champs • Big Eight Tournament champions • Qualified for NCAA Midwest Regional, the sixth consecutive national tourney appearance • Hickey's .762 winning percentage is the best in school history • Hickey's Wildcats lost only four home games (65-4) in her five years.

AP Rankings						
Date	KSU	Opp	Opponent	W/L	Score	
N 25	9	—	North Texas ^	W	99-44	
N 26	9	—	Central Missouri ^	W	93-70	
N 29	7	—	at Wichita State	W	68-53	
D 3	7	—	at Northwestern	W	97-65	
D 8	6	—	Drake	W	68-58	
D 10	6	—	Creighton	W	66-50	
D 18	6	—	vs. Montana &	W (OT)	64-62	
D 19	9	—	vs. Oregon State &	L	62-70	
D 20	9	—	at Portland State &	W	62-47	
D 30	10	8	Texas	W	78-82	
J 2	10	—	Oral Roberts	W	79-62	
J 5	10	7	at Old Dominion	L	64-92	
J 9	10	—	Wichita State	W	92-71	
J 18	9	—	at Oklahoma State *	W	76-71	
J 21	9	—	Oklahoma *	W	88-70	
J 25	7	—	at Colorado *	L	77-55	
J 28	7	—	at Kansas *	W	58-71	
J 31	11	—	Iowa State *	W	73-58	
F 4	11	—	Nebraska *	W	95-75	
F 8	10	12	at Missouri *	L	62-66	
F 11	10	—	at Oklahoma *	W	71-62	
F 16	12	—	Colorado *	W	94-67	
F 18	12	—	Oklahoma State *	W	86-62	
F 22	11	—	at Iowa State *	W	86-61	
F 25	11	—	Kansas *	W	81-63	
F 28	11	—	at Nebraska *	W	91-76	
M 3	11	7	Missouri *	W	100-84	
M 6	7	—	Iowa State%	W	86-60	
M 9	7	—	Oklahoma%	W	69-67	
M 10	7	9	Missouri%	W	84-75	
M 15	7	13	at NE Louisiana\$	L	73-78	

^ Little Apple Classic (Manhattan, Kan.) | & Guisti Tournament (Portland, Ore.) | * Big Eight game | % Big Eight Tournament (Kansas City, Mo.) [Big Eight first round site on campus] | % NCAA Midwest Regional First Round (Monroe, La.)

MATILDA MOSSMAN • 1984-90 • 83-68 (.550)



Mossman began her career at Kansas State after a three-year stint as the head coach at Arkansas. The 1986-87 season was arguably Mossman's best as she led the Wildcats to their last Big Eight Conference title and a berth in the NCAA Midwest Regional. Tabbed Big Eight Coach of the Year for her efforts, Mossman coached K-State to a 13-0 home mark that year, the fourth undefeated home season in school history.

1984-85

Record: 16-13 (.552)/6-8 (.429) H: 8-4 A: 6-8 N: 2-1 | Head Coach: Matilda Mossman

AP Rankings						
Date	KSU	Opp	Opponent	W/L	Score	
N 23	—	—	Grambling State ^	W	92-70	
N 24	—	—	Central Michigan ^	W	75-60	
N 27	—	—	at Illinois State	L	68-69	
N 30	—	—	vs. Baylor &	W	62-56	
D 1	—	—	at Wichita State &	W	66-49	
D 4	—	—	at Drake	L	68-78	
D 12	—	—	Emporia State	W	87-54	
D 15	—	2	at Texas	L	48-74	
D 29	—	—	Northern Illinois	W	85-70	
J 5	—	—	vs. Louisiana State	W	77-69	
J 7	—	—	at Grambling State	W	94-82	
J 9	—	7	at Louisiana Tech	L	75-83	
J 12	—	—	Creighton	W	71-64	
J 16	—	—	at Nebraska *	L	67-74	
J 19	—	—	at Colorado *	W	89-74	
J 22	—	—	Oklahoma State *	L	65-67	
J 26	—	20	at Oklahoma *	L	85-92	
J 29	—	—	Kansas *	L	64-76	
F 2	—	—	at Iowa State *	W	75-65	
F 5	—	—	Missouri *	L	66-91	
F 9	—	—	Oklahoma *	W	90-75	
F 12	—	—	at Oklahoma State *	L	47-75	
F 16	—	—	Nebraska *	W	87-76	
F 20	—	—	at Kansas *	W	77-76	
F 23	—	—	Colorado *	W	78-60	
F 28	—	—	Iowa State *	L	65-75	
M 2	—	—	at Missouri *	L	75-92	
M 5	—	—	at Oklahoma State%	W	85-62	
M 8	—	—	Missouri%	L	91-58	

^ Converse Little Apple Classic (Manhattan, Kan.) | & Wichita State Pizza Hut Classic (Wichita, Kan.) | * Big Eight game | % Big Eight Tournament (Kansas City, Mo.)

1985-86

Record: 16-13 (.552)/6-8 (.429) H: 9-4 A: 6-6 N: 1-3 | Head Coach: Matilda Mossman

AP Rankings						
Date	KSU	Opp	Opponent	W/L	Score	
N 22	—	—	North Dakota State ^	W	70-59	
N 23	—	4	Louisiana Tech ^	L	63-73	
N 26	—	—	Wichita State	W	76-60	
N 29	—	—	vs. Central Michigan ~	W	82-63	
N 30	—	—	at Minnesota ~	W	87-50	
D 6	—	11	vs. Tennessee &	L	56-68	
D 7	—	—	at Northern Illinois &	W	69-65	
D 11	—	—	Emporia State	W	76-47	
D 14	—	—	Drake	W	76-64	
D 16	—	—	Louisiana State	W	50-48	
J 3	—	7	vs. Western Kentucky !	L	69-95	
J 4	—	—	at UNLV !	W	66-63	
J 8	—	—	at Oral Roberts	L	75-78	
J 14	—	—	Iowa State *	W	78-76	
J 18	—	—	at Colorado *	W	67-55	
J 22	—	14	Oklahoma *	L	72-83	
J 25	—	—	Kansas *	L	66-69	
J 29	—	—	at Oklahoma State *	L	58-60	
F 1	—	—	Missouri *	W	81-65	
F 5	—	—	at Nebraska *	L	70-73	
F 8	—	—	Colorado *	L	57-69	
F 11	—	17	at Oklahoma *	L	77-94	
F 15	—	—	at Iowa State *	W	84-73	
F 18	—	—	Oklahoma State *	W	83-65	
F 22	—	—	at Kansas *	L	70-81	
F 26	—	—	at Missouri *	L	57-67	
M 1	—	—	Nebraska *	W	101-63	
M 4	—	—	Kansas%	W	69-65	
M 6	—	—	Colorado%	L	56-57	

^ Little Apple Classic (Manhattan, Kan.) | ~ Minnesota Tournament (Minneapolis, Minn.) | & Northern Illinois Tournament (DeKalb, Ill.) | ! Bud Light Tournament (Las Vegas, Nev.) | * Big Eight game | % Big Eight Tournament (Kansas City, Mo.)

1986-87 • Big 8 REGULAR SEASON CHAMPIONS

Record: 22-9 (.710)/9-5 (.643) H: 13-0 A: 6-7 N: 3-2 | Head Coach: Matilda Mossman

• Qualified for NCAA Midwest Regional. • Big Eight Conference regular-season tri-champions • Won sixth regular-season Big Eight championship • Matilda Mossman tabbed Big Eight Coach of the Year • Fourth undefeated home season (13-0) in school history • Carlisa Thomas named Big Eight Tournament MVP.

AP Rankings						
Date	KSU	Opp	Opponent	W/L	Score	
N 28	—	—	Western Illinois ^	W	84-46	
N 29	—	—	Loyola Marymount ^	W	73-49	
D 1	—	—	Minnesota	W	79-68	
D 5	—	—	vs. American !	W	54-51	
D 6	—	2	at Louisiana Tech !	L	45-67	
D 11	—	—	at Drake	W	73-72	
D 13	—	—	at Creighton	L	59-62	
D 19	—	—	UMKC	W	72-61	
D 29	—	—	at UC Santa Barbara	W	57-48	
D 30	—	—	at Cal State Fullerton	W	80-68	
J 2	—	—	at Chapman College	W	95-51	
J 6	—	—	at Oklahoma *	L	47-70	
J 8	—	—	Oral Roberts	W	95-57	
J 12	—	—	St. Mary the Plains	W	88-50	
J 14	—	—	Nebraska *	W	81-76	
J 17	—	—	Iowa State *	W	63-56	
J 21	—	—	at Colorado *	W	71-61	
J 24	—	—	Kansas *	W (OT)	71-65	
J 27	—	—	at Oklahoma State *	L	67-75	
J 31	—	—	at Missouri *	L	74-78	
F 6	—	—	Oklahoma *	W	80-69	
F 7	—	—	at Iowa State *	W	72-66	
F 11	—	—	Colorado *	W (OT)	85-78	
F 14	—	—	at Nebraska *	L	57-77	
F 17	—	—	Oklahoma State *	W	74-62	
F 21	—	—	at Kansas *	L	63-68	
F 25	—	—	Missouri *	W	90-81	
F 28	—	—	Oklahoma%	W	79-64	
M 1	—	—	Missouri%	W	78-61	
M 2	—	—	Kansas%	L	51-85	
M 11	—	—	Northwestern#	L (OT)	61-62	

^ McCall Pattern Classic (Manhattan, Kan.) | ! Louisiana Tech Dial Classic (Ruston, La.) | * Big Eight game | % Big Eight Tournament (Salina, Kan.) | # NCAA Midwest Regional First Round (Evanston, Ill.)

1987-88

Record: 8-20 (.286)/1-13 (.071) H: 5-8 A: 2-10 N: 1-2 | Head Coach: Matilda Mossman

Final season in Ahearn Field House • Record at Ahearn (1969-1988): 173-44 (.797) • Loss in home opener ends 15-game home winning streak • Set school single-game scoring record with 110-point outburst vs. Texas-Pan American • First losing season in school history.

AP Rankings						
Date	KSU	Opp	Opponent	W/L	Score	
N 27	—	—	Arkansas-Little Rock ^	L	59-62	
N 28	—	—	Rockhurst ^	W	82-65	
D 2	—	—	Creighton	W (OT)	67-60	
D 5	—	—	Drake	W	76-65	
D 8	—	—	at Wichita State	W	75-53	
D 11	—	—	vs. Stephen F. Austin ~	L	59-82	
D 12	—	—	vs. Texas-Pan American ~	W	110-46	
D 19	—	—	at UMKC	L	73-77	
D 30	—	—	Louisiana State	W	73-61	
J 4	—	—	at Arizona State	L	73-75	
J 5	—	—	at Northern Arizona	W (OT)	74-65	
J 8	—	—	at Oral Roberts	L	57-58	
J 12	—	—	at Oklahoma State *	L	64-87	
J 13	—	—	Oklahoma *	L	65-96	
J 20	—	—	at Nebraska *	L	72-82	
J 23	—	—	at Colorado *	L	58-84	
J 27	—	—	Missouri *	L	66-79	
J 28	—	2	Louisiana Tech	L	45-77	
J 30	—	—	at Kansas *	L	50-52	
F 3	—	—	Iowa State *	W	83-70	
F 6	—	—	Nebraska *	L	60-66	
F 10	—	—	at Missouri *	L	65-67	

F 13	—	—	at Oklahoma *	L	61-79
F 17	—	—	Colorado *	L	70-86
F 20	—	—	Kansas *	L	58-74
F 23	—	—	at Iowa State *	L	52-70
F 27	—	—	Oklahoma State *	L	54-73
M 5	—	—	Nebraska%	L	51-71

^ McCall Pattern Classic (Manhattan, Kan.) | ~ Dallas Hilton Classic (Dallas, Texas) | * Big Eight game | % Big Eight Tournament (Salina, Kan.)

1988-89

Record: 18-11 (.621)/7-7 (.500) H: 11-2 A: 4-6 N: 3-3 | Head Coach: Matilda Mossman

Became fifth NCAA women's team and first Big Eight women's team to reach 400 wins • K-State posts 11-2 mark in first year at Bramlage Coliseum • Finished third in Big Eight • Turnaround from eight wins in 1987-1988 to 18 wins is second best in league history • Mary Jo Miller became the first Wildcat to be named Big Eight Newcomer of the Year.

AP Rankings						
Date	KSU	Opp	Opponent	W/L	Score	
N 25	—	—	Colorado State ^	W	70-56	
N 26	—	—	Montana ^	W	66-65	
N 29	—	—	UMKC	W	54-35	
D 2	—	—	vs. Texas A&M ~	L	62-65	
D 3	—	—	vs. Radford	L	61-74	
D 6	—	—	Central Missouri	W	55-53	
D 8	—	—	Oral Roberts	W	83-58	
D 10	—	—	at Creighton	W	69-45	
D 19	—	—	at Missouri State	W	73-54	
D 29	—	—	Wichita State	W	67-54	
J 3	—	—	at Florida International &	L	68-81	
J 4	—	—	vs. Cleveland State &	W	77-43	
J 5	—	—	vs. South Alabama &	W	65-64	
J 11	—	—	Oklahoma State *	W	78-68	
J 14	—	—	Colorado *	L	63-75	
J 18	—	—	at Missouri *	L	75-82	
J 21	—	—	Nebraska *	W	83-80	
J 25	—	—	Iowa State *	W	87-76	
J 28	—	—	at Kansas *	W	74-68	
F 1	—	—	at Oklahoma *	W	84-83	
F 4	—	—	Missouri *	W	96-78	
F 8	—	—	at Iowa State *	L	75-83	
F 11	—	—	at Nebraska *	L	56-68	
F 15	—	10	at Colorado *	L	71-87	
F 18	—	—	Kansas *	L	57-58	
F 22	—	—	Oklahoma *	W	64-60	
F 26	—	—	at Oklahoma State *	L	71-81	
M 4	—	—	Nebraska%	W	74-59	
M 5	—	—	Oklahoma State%	L	53-65	

SUSAN YOW • 1990-93 • 31-51 (.277)



A member of a basketball family, Susan Yow came to Kansas State after four years as the head coach at Drake. A Kodak All-American during her playing days at Elon College, Yow began her coaching career as an assistant at North Carolina State under her sister, Kay Yow. She then took over the helm at East Tennessee State in 1978, a post she held for eight years. While at K-State, Yow coached Kodak All-District selection Nadira Hazim.

1990-91

Record: 16-11 (.593)/8-6 (.571) H: 8-4 A: 6-6 N: 2-1 | Head Coach: Susan Yow

Advanced to second round in Big Eight Tournament • Nadira Hazim named a Kodak All-District V First Team selection.

AP Rankings				
Date	KSU	Opp	Opponent	W/L
N 23	—	—	Alabama State ^	W
N 25	—	21	Clemson ^	L
N 27	—	—	UMKC	W
D 4	—	—	at Missouri State	L
D 7	—	—	vs. San Diego State &	W
D 8	—	—	at Long Beach State &	L
D 11	—	—	Wichita State	W
D 15	—	—	at Creighton	L
D 29	—	—	SMU	W
J 2	—	—	at Georgia State	W
J 3	—	—	at Mercer	W
J 9	—	—	at Nebraska *	W
J 12	—	—	at Colorado *	L
J 16	—	—	at Missouri *	W
J 19	—	—	Iowa State *	L
J 23	—	—	Oklahoma *	W
J 26	—	—	Oklahoma State *	W
J 30	—	—	at Kansas *	W (OT)
F 2	—	—	Missouri *	W
F 6	—	—	at Oklahoma *	L
F 9	—	—	at Iowa State *	W
F 13	—	—	Colorado *	L
F 16	—	—	Nebraska *	L
F 20	—	25	at Oklahoma State *	L
F 23	—	—	Kansas *	W
M 2	—	—	Iowa State%	W
M 3	—	—	Oklahoma State%	L

^ McCall Pattern Classic (Manhattan, Kan.) | & Long Beach State Dial Classic (Long Beach, Calif.) | * Big Eight game | % Big Eight Tournament (Salina, Kan.)

1991-92

Record: 5-23 (.179)/2-12 (.143) H: 4-9 A: 1-9 N: 0-5 | Head Coach: Susan Yow

Fewest wins (5) and most losses (23) in school history • Lost last 11 games of the year, the longest losing skid in school history.

AP Rankings				
Date	KSU	Opp	Opponent	W/L
N 25	—	—	at Illinois-Chicago	L (OT)
N 30	—	—	Creighton	L
D 3	—	—	Oral Roberts	W
D 6	—	9	vs. Purdue ~	L
D 7	—	—	vs. Miami (Ohio) ~	L
D 11	—	—	Missouri State	L
D 14	—	—	at Wichita State	L
D 21	—	—	Wisconsin-Green Bay	L
D 28	—	—	vs. Indiana ^	L
D 30	—	—	vs. Pennsylvania ^	L
J 4	—	—	Saint Louis	W
J 8	—	—	at UMKC	L
J 11	—	—	Loyola-Chicago	W
J 14	—	—	Oklahoma State *	L
J 18	—	—	at Oklahoma *	W
J 21	—	—	Nebraska *	L
J 25	—	—	Iowa State *	W
J 29	—	—	at Missouri *	L
F 2	—	20	Kansas *	L
F 5	—	—	at Colorado *	L
F 8	—	22	at Nebraska *	L
F 12	—	—	Oklahoma *	L
F 15	—	—	Missouri *	L
F 18	—	—	at Iowa State *	L
F 23	—	18	at Kansas *	L
F 26	—	—	Colorado *	L
M 1	—	—	at Oklahoma State *	L
M 7	—	—	Colorado%	L

~ Northern Illinois Tournament (DeKalb, Ill.) | ^ BYU Holiday Classic (Provo, Utah) | * Big Eight game | % Big Eight Tournament (Salina, Kan.)

1992-93

Record: 10-17 (.370)/1-13 (.071) H: 6-10 A: 2-6 N: 2-1 | Head Coach: Susan Yow

One conference victory • K-State's worst conference record in school history (1-13 regular season).

AP Rankings				
Date	KSU	Opp	Opponent	W/L
D 1	—	—	Missouri-Rolla	W
D 3	—	—	Northern Iowa	W
D 5	—	—	Lafayette	W
D 10	—	—	Oral Roberts	W
D 19	—	—	Missouri Western	W
D 21	—	—	Illinois-Chicago	L
D 30	—	—	Minnesota	L
J 2	—	—	vs. New Hampshire ^	W
J 3	—	—	at UNC Wilmington ^	W
J 8	—	7	at Colorado *	L
J 10	—	—	at Missouri *	L
J 15	—	—	Iowa State *	L

J 17	—	—	Nebraska *	L
J 22	—	22	at Oklahoma State *	L
J 24	—	—	at Oklahoma *	L
J 26	—	—	Wichita State	L
J 28	—	—	Quincy	W
J 31	—	—	Kansas *	L
F 5	—	—	Missouri *	L
F 7	—	5	Colorado *	L
F 12	—	23	at Nebraska *	L
F 14	—	—	at Iowa State *	W
F 19	—	—	Oklahoma *	L
F 21	—	24	Oklahoma State *	L
F 23	—	—	at Loyola-Chicago	W
F 28	—	—	at Kansas *	L
M 6	—	6	Colorado%	L

^ UNC Wilmington Tournament (Wilmington, N.C.) | * Big Eight game | % Big Eight Tournament (Salina, Kan.)

BRIAN AGLER 1993-96 • 38-39 (.494)



Quest of the ABL and won two ABL Championships in 1997 and 1998. He later spent four seasons as the head coach of the WNBA's Minnesota Lynx, a stint with the WNBA's San Antonio Silver Stars, was named the WNBA Coach of the Year in 2010 as the head coach of the Seattle Storm and is the head coach of the WNBA's Los Angeles Sparks.

1993-94

Record: 13-14 (.481)/5-9 (.357) H: 10-3 A: 2-9 N: 1-2 | Head Coach: Brian Agler

Consecutive victories over Oklahoma and Oklahoma State marked the team's first back-to-back wins vs. conference opponents since 1990-91 • Team's 13 wins and five conference victories were the most in three seasons • Led Big Eight Conference in 3-point field goals made (5.6) and free throw percentage (.704) • Shawnda DeCamp named Big Eight Newcomer of the Year.

AP Rankings				
Date	KSU	Opp	Opponent	W/L
N 27	—	—	Detroit	W
N 29	—	—	Missouri-Rolla	W
D 7	—	—	at Wichita State	L
D 10	—	—	vs. Saint Mary's ^	L
D 11	—	—	vs. St. Bonaventure ^	W
D 19	—	16	at Ohio State	L
D 21	—	—	at Minnesota	L
D 30	—	—	Missouri-St. Louis	W
J 1	—	—	Utah	W
J 7	—	4	Colorado *	L
J 9	—	—	Missouri *	W
J 14	—	—	at Iowa State *	L
J 16	—	—	at Nebraska *	L
J 21	—	—	Oklahoma State *	W
J 23	—	—	Oklahoma *	W
J 27	—	—	NE Illinois	W
J 30	—	7	at Kansas *	L
F 2	—	—	at Missouri *	L
F 6	—	7	at Colorado *	L
F 11	—	—	Nebraska *	L
F 13	—	—	Iowa State *	W
F 18	—	—	at Oklahoma *	W
F 20	—	—	at Oklahoma State *	L
F 22	—	—	at Detroit	W
F 26	—	12	Kansas *	L
M 3	—	—	Sacramento State	W
M 5	—	—	Oklahoma State%	L

^ Warner's Class (Fairfield, Conn.) | * Big Eight game | % Big Eight Tournament (Salina, Kan.)

1994-95

Record: 14-13 (.519)/6-8 (.429) H: 9-5 A: 3-6 N: 2-2 | Head Coach: Brian Agler

First .500-plus season in four years • 14 overall and six conference wins were the most since 1990-91 • Third straight winning non-conference and second straight winning home court records • Led the conference in three-point field goal percentage (.349) and three-point field goals made (5.1) • Broke seven-game losing streaks to Kansas (then ranked No.15) and Nebraska as well as a decade-long drought vs. Oklahoma State in Stillwater, Okla. • Shanele Stires tabbed a Kodak All-District V First Team and All-Big Eight First Team selection.

AP Rankings				
Date	KSU	Opp	Opponent	W/L
N 25	—	—	Eastern Illinois	W
N 27	—	—	Ohio State	L
N 29	—	—	vs. Wichita State (Salina, Kan.)	W
D 2	—	—	Minnesota	W
D 4	—	—	South Dakota	W
D 9	—	—	vs. Arkansas State !	L
D 10	—	—	vs. District of Columbia !	W
D 17	—	—	at Utah	L
D 20	—	—	at Michigan	L
D 27	—	—	Missouri-Rolla	W
D 30	—	—	Washington State	W
J 6	—	—	at Nebraska *	W
J 8	—	—	at Iowa State *	W
J 12	—	—	Sacramento State	W
J 15	—	14	at Kansas *	L
J 20	—	—	Oklahoma State *	L
J 22	—	—	Oklahoma *	L
J 27	—	5	at Colorado *	L
J 29	—	—	at Missouri *	L

YEAR-BY-YEAR RESULTS



F 3	—	—	Iowa State *	W
F 5	—	—	Nebraska *	W
F 12	—	15	Kansas *	W
F 17	—	—	at Oklahoma *	L
F 19	—	—	at Oklahoma State *	W
F 24	—	—	Missouri *	L
F 26	—	3	Colorado *	L
M 4	—	—	Oklahoma State%	L

! George Washington University Invitational (Washington, D.C.) | * Big Eight game | % Big Eight Tournament (Salina, Kan.)

JACK HARTMAN • 1996 • 3-4 (.429)



The winningest coach in the history of Kansas State men's basketball, Jack Hartman took over as head coach for the final seven games in 1995-96. He guided K-State to a 3-4 mark. Hartman coached the men's basketball team for 26 years and led it to three Big Eight Conference titles and to the quarterfinals of the NCAA Tournament four times from 1970-86.

1995-96

Record: 14-16 (.467)/5-9 (.357) H: 11-4 A: 2-8 N: 1-4

Head Coach: Brian Agler (11-12) | Interim Coach: Jack Hartman (3-4)

Kansas State swept Oklahoma State for the first time in 12 years • Led the Big Eight in team defense (61.6 ppg) and free throw percentage (.729) • Agler coached K-State to an 11-12 mark and Jack Hartman took over Feb. 9 and charted a 3-4 record • Finished the conference season with a 5-9 mark (seventh) but was seeded eighth in the tournament after forfeiting all but the final three wins of the year • Forfeited games after it was discovered the team used ineligible players • Missy Decker, Brit Jacobson and Andria Jones were named All-Big Eight honorable mention.

AP Rankings				
Date	KSU	Opp	Opponent	W/L
N 24	—	—	Bradley & ^	W
N 25	—	—	Lamar & ^	W
N 28	—	—	at Wichita State&	W
D 1	—	—	vs. Grambling State—&	W
D 2	—	—	at Memphis—	L
D 6	—	—	Ohio	L
D 10	—	—	Michigan&	W
D 16	—	—	vs. Missouri State !	L
D 18	—	25	vs. Northwestern !	L (OT)
D 19	—	—	vs. George Washington !	L
D 27	—	—	Missouri-Rolla&	W
D 29	—	—	Idaho	W
D 31	—	—	Arkansas State&	W
J 5	—	—	Missouri & *	W
J 7	—	13	Colorado *	L
J 12	—	—	at Iowa State *	L
J 14	—	—	at Nebraska *	L
J 19	—	19	Oklahoma State & *	W (OT)
J 21	—	—	Oklahoma & *	W
J 23	—	—	at Arkansas State	L (OT)
J 28	—	—	Kansas *	L
J 31	—	—	at Missouri *	L
F 4	—	16	at Colorado *	L
F 9	—	—	Nebraska *	W
F 11	—	—	Iowa State *	L
F 16	—	—	at Oklahoma *	L
F 18	—	—	at Oklahoma State *	W
F 20	—	—	Hampton	W
F 25	—	24	at Kansas *	L
M 2	—	21	Kansas%	L

& Wins later forfeited | ^ Commerce Bank Wildcat Classic (Manhattan, Kan.) | ~ Lady Tiger Classic (Memphis, Tenn.) | ! San Juan Shootout (San Juan, Puerto Rico) | * Big Eight games | % Big Eight Tournament (Kansas City, Mo.)

DEB PATTERSON • 1996-2014 • 350-226 (.608)



In 18 seasons at Kansas State, Deb Patterson guided the Wildcats to 14 postseason appearances and finished as the career wins leader for women's basketball at K-State. Under her guidance, K-State captured the 2006 Postseason WNIT Championship, to mark the school's first postseason championship title. The Wildcats reached their highest ranking in school history on Nov. 25, 2002, when the Wildcats were ranked No. 2 in the nation. She also led the program to a pair of Big 12 titles in the 2003-04 and 2007-08 seasons.

1996-97

Record: 19-12 (.613)/9-7 (.563) H: 11-1 A: 4-8 N: 4-3 | Head Coach: Deb Patterson

K-State received an NCAA Tournament berth for the first time in 10 years • Wildcats finished in the upper division of the conference for the first time since 1990-91 • K-State posted a 9-7 Big 12 mark to receive No. 5 seed in the league tournament • K-State played in the tournament finals for the first time since 1990 • Andria Jones was named tourney MVP of the Big 12 Tournament, while Brit Jacobson earned all-tournament honors • Jones earned Associated Press and Kodak All-America honorable mention accolades • Jacobson and Jones joined the 1,000 Point Club • Jones was named All-Big 12 First Team selection and Missy Decker was All-Big 12 honorable mention.

AP Rankings				
Date	KSU	Opp	Opponent	W/L
N 22	—	—	Memphis	W
N 24	—	—	at Bradley	W

N 29	—	—	Nicholls State ^	W	64-44
N 30	—	—	Grambling State ^	W	72-62
D 3	—	—	at Ohio	L	65-75
D 6	—	—	vs. UTEP&	L	61-67
D 7	—	—	at Idaho&	W	72-53
D 11	—	—	Wichita State	W	63-59
D 29	—	—	vs. Nevada#	W	69-63
D 30	—	23	at Florida#	L	67-89
J 4	—	18	at Kansas*	L	54-70
J 11	—	7	Texas*	W	68-67
J 15	—	16	at Nebraska*	L	47-53
J 18	—	14	at Texas Tech*	L	61-76
J 22	—	—	Iowa State*	W	62-54
J 25	—	—	Texas A&M*	W	73-61
J 29	—	18	at Colorado*	L	58-71
F 1	—	—	Missouri*	W	77-42
F 5	—	—	Oklahoma State*	W	58-50
F 8	—	—	at Oklahoma*	W	49-47
F 12	—	23	Nebraska*	W	47-45
F 15	—	—	at Iowa State*	L	40-54
F 19	—	—	Colorado*	W	68-62
F 22	—	12	Kansas*	L	46-62
F 26	—	—	at Missouri*	W	64-60
M 1	—	—	at Baylor*	L	76-81
M 4	—	—	Oklahoma*	W	81-56
M 5	—	15	Texas Tech*	W	76-68
M 6	—	9	Kansas%	L	73-58
M 8	—	—	Colorado%	L	44-54
M 14	—	—	Saint Joseph's\$	L	52-70

& Idaho Tournament (Moscow, Idaho) | # State Farm Classic (Gainesville, Fla.) |
^ Commerce Bank Wildcat Classic (Manhattan, Kan.) | * Big 12 Conference game | % Big 12 Tournament (Kansas City, Mo.) | \$ NCAA East Regional 1st Round (Tuscaloosa, Ala.)

1997-98

Record: 11-17 (.393)/4-12 (.250) H: 8-5 A: 1-11 N: 2-1 | Head Coach: Deb Patterson

Advanced to the quarterfinals of Big 12 Tournament • With an 8-5 home mark, the Wildcats posted a winning record at home for the fifth-straight year and the 26th time in 30 years • Brit Jacobson and Angie Finkes earned honorable mention All-Big 12 honors.

AP Rankings				
Date	KSU	Opp	Opponent	W/L
N 21	—	—	Illinois State	W
N 25	—	—	Drake	W
N 29	—	—	at DePaul&	L
N 30	—	—	vs. Yale&	W
D 3	—	—	Grambling State	W
D 5	—	—	Southern+	W
D 6	—	—	Utah+	L
D 13	—	—	at Ohio State	W
D 21	—	—	at Marquette	L
D 28	—	—	at San Diego State	L
J 4	—	14	at Nebraska*	L
J 7	—	—	Kansas*	W
J 13	—	—	at Missouri*	L
J 17	—	20	Nebraska*	L
J 21	—	—	Colorado*	W
J 24	—	—	Baylor*	W
J 28	—	24	at Iowa State*	L
J 31	—	—	at Colorado*	L
F 4	—	—	Oklahoma*	L
F 7	—	—	at Kansas*	L
F 11	—	7	at Texas*	L
F 15	—	—	Missouri*	W
F 18	—	24	Iowa State*	L
F 21	—	—	at Oklahoma State*	L
F 25	—	—	at Texas A&M*	L
F 28	—	6	Texas Tech*	L
M 3	—	—	Baylor%	W (OT)
M 4	—	—	Kansas%	L

& Moran Realty Classic (Chicago, Ill.) | + Commerce Bank Wildcat Classic (Manhattan, Kan.) | * Big 12 Conference game | % Big 12 Tournament (Kansas City, Mo.)

1998-99

Record: 16-14 (.533)/7-9 (.438) H: 10-4 A: 5-9 N: 1-1 | Head Coach: Deb Patterson

Earned the school's first bid in the Women's NIT, downing Creighton before falling at Arkansas State in the second round • Won the school's first postseason tournament game since 1983 • Advanced to the quarterfinals of Big 12 Tournament, marking the third time in as many years that the Wildcats won their first game • K-State boasted wins over four Top 25 opponents, including a victory over then No. 16 Iowa State, which advanced to the NCAA Tournament Elite Eight • With a 10-4 home mark, the Wildcats posted a winning record at home for the sixth straight year and the 27th time in 31 years • Nicky Ramage earned third team All-Big 12 honors, while Angie Finkes and Olga Firsova were honorable mention selections.

AP Rankings				
Date	KSU	Opp	Opponent	W/L
N 16	—	—	Ohio State	L
N 18	—	—	Eastern Kentucky	W
N 22	—	—	at Drake	L
N 23	—	—	at Eastern Michigan	W
N 28	—	—	at Utah	L
D 4	—	—	Army+	W
D 5	—	—	San Diego State+	W
D 9	—	—	Kent State	W
D 20	—	—	at Illinois State	W
D 30	—	24	at Santa Clara	W
J 2	—	—	Oklahoma State*	L
J 6	—	—	at Missouri*	W
J 9	—	7	at Texas Tech*	L
J 13	—	24	Nebraska*	W
J 16	—	6	Texas*	W
J 20	—	—	at Baylor*	L
J 23	—	—	Missouri*	W
J 27	—	—	Texas A&M*	L
J 31	—	24	at Kansas*	L
F 6	—	—	at Colorado*	W
F 10	—	16	Iowa State*	W
F 13	—	—	at Oklahoma*	L
F 17	—	—	Colorado*	L
F 20	—	19	at Iowa State*	L
F 24	—	—	at Nebraska*	L
F 27	—	22	Kansas*	W
M 2	—	—	Colorado %	W
M 3	—	9	Texas Tech %	L

M 11	—	—	Creighton \$	W
M 14	—	—	at Arkansas State \$\$	L

+ Commerce Bank Wildcat Classic (Manhattan, Kan.) | * Big 12 Conference game | % Big 12 Tournament (Kansas City, Mo.) | \$ - Postseason WNIT 1st Round | \$\$ - Postseason WNIT 2nd Round

1999-00

Record: 13-17 (.433)/6-10 (.375) H: 7-6 A: 6-6 N: 0-5 | Head Coach: Deb Patterson

Earned ninth win over a Top 25 opponent during the Deb Patterson era with a victory over No. 8 Iowa State, which advanced to the NCAA Tournament Elite Eight • Angie Finkes and Nicky Ramage both joined the 1,000 point club and the 500 career rebound group • Olga Firsova became Kansas State's all-time leading shot blocker and fifth all-time, men and women, at K-State • With a 7-6 home mark, the Wildcats posted a winning record at home for the seventh straight year and the 28th time in 32 years • Nicky Ramage, Angie Finkes and Olga Firsova were honorable mention All-Big 12.

AP Rankings				
Date	KSU	Opp	Opponent	W/L
N 19	—	—	Drake	W
N 26	—	—	vs. Alabama !	L
N 27	—	7	vs. North Carolina State !	L
N 30	—	—	Eastern Michigan	W
D 3	—	—	Alabama State+	W
D 8	—	—	at Green Bay	W
D 10	—	10	vs. Oregon ^	W
D 11	—	—	vs. TCU ^	L
D 18	—	—	Wichita State	L
D 20	—	—	at Kent State	L
D 28	—	—	at Chattanooga	W
D 30	—	—	at Tennessee State	W
J 5	—	—	at Texas*	L
J 8	—	23	Kansas*	L
J 12	—	—	Baylor*	W
J 15	—	—	at Texas A&M*	W
J 18	—	15	Texas Tech*	L
J 23	—	—	at Missouri*	L
J 25	—	6	at Iowa State*	L
J 30	—	—	Nebraska*	L
F 5	—	—	Missouri*	L
F 9	—	—	at Oklahoma State*	W
F 13	—	8	Iowa State*	W
F 16	—	—	at Colorado*	W
F 19	—	24	at Kansas*	L
F 22	—	24	Oklahoma*	L
F 26	—	—	at Nebraska*	L
M 3	—	—	Colorado*	W
M 6	—	—	Oklahoma State%	L

! Cancun Tournament (Cancun, Mexico) | + Commerce Bank Wildcat Classic (Manhattan, Kan.) | ^ Sport Foundation Tournament (Springfield, Mo.) | * Big 12 Conference game | % Big 12 Tournament (Kansas City, Mo.)

2000-01

Record: 12-16 (.429)/2-14 (.125) H: 7-6 A: 4-8 N: 1-2 | Head Coach: Deb Patterson

Earned 10th win over a Top 25 opponent during the Deb Patterson era with a victory over No. 17 Texas • Kansas State put together the second-best start in school history with a 10-1 record • Kim Woodlee became K-State's all-time, men and women, three-point shooter and joined the 1,000 point club • With a 7-6 home mark, the Wildcats posted a winning record at home for the eighth straight year and the 29th time in 33 years • Nicole Ohlde was named Big 12 Freshman of the Year and third team All-Big 12 • Ohlde broke seven freshman records.

AP Rankings				
Date	KSU	Opp	Opponent	W/L
N 17	—	—	UMKC	W
N 21	—	—	Western Illinois	W
N 24	—	—	vs. Wyoming% (OT)	L
N 25	—	—	vs. Princeton%	W
D 1	—	—	Texas Southern+	W
D 2	—	—	Texas A&M-Corpus Christi+	W
D 5	—	—	at Western Michigan	W
D 9	—	—	at Drake	W
D 15	—	—	at Wichita State	W
D 17	—	—	Vermont	W (OT)
D 28	—	—	at South Florida	W
J 3	—	7	Iowa State*	L
J 6	—	—	Colorado*	L
J 10	—	—	at Nebraska*	L
J 13	—	—	at Kansas*	L
J 17	—	17	Texas*	W
J 20	—	—	at Missouri*	L
J 27	—	—	Kansas*	L
J 31	—	12	at Texas Tech*	L
F 3	—	—	Oklahoma State*	L
F 7	—	—	Missouri*	L
F 10	—	9	at Iowa State*	L
F 14	—	10	at Oklahoma*	L
F 17	—	—	Nebraska*	L
F 20	—	—	Texas A&M*	W
F 2	—	16	at Colorado*	L
F 28	—	24	at Baylor*	L
M 3	—	24	Baylor&	L

% Beaver Classic (Corvallis, Ore.) | + Commerce Bank Wildcat Classic (Manhattan, Kan.) | * Big 12 Conference game | & Big 12 Tournament (Kansas City, Mo.)

2001-02

Record: 26-8 (.765)/11-5 (.688) H: 13-2 A: 9-3 N: 4-3 | Head Coach: Deb Patterson

K-State reached the Sweet Sixteen for the first time in 19 years and the NCAA Tournament for the first time in five years • Hosted first and second rounds • Finished in the upper division of the conference for the first time since 1996-97 • Posted an 11-5 Big 12 mark to receive No. 4 seed in the league tournament • Kendra Wecker became the first freshman in Big 12 Tournament history to be named to the all-tournament team • Nicole Ohlde was named first team All-Big 12 and named to the third team was Wecker and Laurie Koehn • Ohlde earned honorable mention Associated Press All-America and Kodak All-America honorable mention • Koehn was named ESPN.com's Rookie of the Year • Patterson was named Big 12 Coach of the Year and ESPN The Magazine Coach of the Year • Wildcats receive final rankings of No. 11 in the AP Poll and No. 10 in the USA TODAY/ESPN Coaches Poll.

AP Rankings				
Date	KSU	Opp	Opponent	W/L
N 16	—	—	at Georgia Tech	W

N 19	—	—	IUPUI	W
N 24	—	—	vs. Richmond!	W
N 25	—	21	vs. Arizona State!	L
N 26	—	—	vs. Western Michigan!	W
N 30	—	—	Grambling State+	W
D 1	—	—	Harvard+	W
D 6	—	—	Green Bay	W
D 9	—	—	Oregon State	W
D 17	—	—	at Middle Tennessee State	W
D 20	—	—	at Northern Arizona	W
D 29	—	—	vs. Georgia State ^	W
D 30	—	—	at Loyola ^	W
J 2	—	4	at Iowa State*	W
J 5	—	7	Baylor*	W
J 9	14	21	Colorado*	W
J 12	14	—	Nebraska*	W
J 16	9	—	at Texas A&M*	W
J 19	9	—	at Oklahoma State*	L
J 23	11	—	Kansas*	W
J 27	11	12	Texas Tech*	W
J 30	9	14	at Texas*	W (2OT)
F 2	9	16	Iowa State*	L
F 5	11	—	at Missouri*	W
F 10	11	—	at Nebraska*	L
F 13	12	4	Oklahoma*	L
F 17	12	—	at Kansas*	W
F 23	12	11	at Colorado*	L
F 27	14	—	Missouri*	W
M 6	14	12	vs. Texas%	W
M 7	13	4	vs. Oklahoma%	L
M 15	11	—	Kent State\$	W
M 17	11	—	Arkansas\$	W
M 23	11	15	vs. Old Dominion\$\$\$	L

! Paradise Jam (St. Thomas, Virgin Islands) | + Commerce Bank Wildcat Classic (Manhattan, Kan.) | ^ Loyola Christmas Tournament (Baltimore, Md.) | * Big 12 Conference game | % Big 12 Tournament (Kansas City, Mo.) | \$ NCAA Tournament Midwest 1st Round (Manhattan, Kan.) | \$\$ NCAA Tournament Midwest 2nd Round (Manhattan, Kan.) | \$\$\$ NCAA Tournament Midwest Regional Semifinal (Milwaukee, Wis.)

2002-03

Record: 29-5 (.853)/14-2 (.875) H: 19-1 A: 8-3 N: 2-1 | Head Coach: Deb Patterson

Kansas State won a school record 29 games en route to their second-straight NCAA Tournament appearance • Received the No. 3 seed in the tournament for a second consecutive year and hosted the first and second rounds • Finished second in the Big 12 Conference for the first time in the seven-year history of the league with a 14-2 record • Broke the school mark for most conference wins in a season (14) • The Wildcats' winning percentage (.878) was the highest in school history • K-State begins the season with an 18-1 record, for the best start in school history • Preseason WNIT champions • Reached their highest national ranking in school history on Nov. 25, 2002, when the Wildcats were ranked No. 2 in both polls • Nicole Ohlde named to the prestigious WBCA/Kodak All-America Team and also selected as a first team AP All-American • Ohlde honored as the Big 12 Conference Player of the Year • Kendra Wecker and Megan Mahoney named first team All-Big 12 along with Ohlde • Eight named to the Academic All-Big 12 team • Deb Patterson named WBCA District V Coach of the Year and a Naismith Coach of the Year Finalist • Ohlde and Wecker named USBWA All-Americans • Wecker receives third team All-America honors by the AP • Wildcats finish in the top 8 nationally in home attendance for a second-straight year • Kansas State finished ranked in the top 10 in five NCAA statistical categories • Ohlde and Wecker were named finalists for the Naismith National Player of the Year Award • Ohlde also tabbed as a finalist for the State Farm Wade Trophy Award and as a nominee for the Honda Women's Basketball Award • K-State finishes No. 8 in the final AP Poll and No. 10 in the USA TODAY/ESPN Coaches Poll.

AP Rankings				
Date	KSU	Opp	Opponent	W/L
N 15	5	—	vs. Ball State!	W
N 17	5	—	vs. Georgia Tech!	W
N 20	4	—	vs. USC!	W
N 24	4	14	vs. Penn State!	W
N 29	2	—	vs. Temple%	W
N 30	3	7	at Stanford%	L
D 2	7	—	Arkansas-Pine Bluff	W
D 6	7	—	Middle Tennessee State+	W
D 7	7	—	Weber State+	W
D 12	7	—	at Green Bay	W
D 20	7	—	Western Michigan	W
D 28	4	—	at Northern Illinois	W
J 3	4	—	Western Illinois	W
J 5	4	—	Iowa ^	W
J 8	4	—	at Kansas*	W
J 11	4	24	Colorado*	W
J 15	4	—	Iowa State*	W
J 19	4	—	at Nebraska*	W
J 25	3	18	Texas*	W
J 29	3	—	at Iowa State*	L
F 1	3	19	at Oklahoma*	W
F 5	5	—	Missouri*	W
F 8	5	—	at Baylor*	W
F 12	5	—	Nebraska*	W
F 15	5	—	Oklahoma State*	W
F 19	5	—	at Missouri*	W
F 22	5	—	Texas A&M*	W
F 26	5	—	Kansas*	W
M 1	5	—	at Colorado*	W
M 6	4	8	at Texas Tech*	L
M 12	7	—	vs. Baylor&	W
M 13	7	8	vs. Texas Tech&	L
M 23	7	—	Harvard\$	W
M 25	7	—	Notre Dame\$\$	L

! Preseason WNIT (Manhattan, Kan.) | % Stanford Invitational (Palo Alto, Calif.) | + Commerce Bank Wildcat Classic (Manhattan, Kan.) | ^ Big 12 / Big Ten Challenge | * Big 12 Conference game | & Big 12 Tournament (Dallas, Texas) | \$ NCAA Tournament East 1st Round (Manhattan, Kan.) | \$\$ NCAA Tournament East 2nd Round (Manhattan, Kan.)

2003-04 • Big 12 REGULAR SEASON CHAMPIONS

Record: 25-6 (.806)/14-2 (.875) H: 13-0 A: 8-4 N: 4-2 | Head Coach: Deb Patterson

Big 12 Co-Champions, one of three varsity teams at K-State to win a conference title in 2003-04 • Tied Texas with a 14-2 league record to earn a share of its first conference title since 1987 • Third consecutive NCAA Tournament appearance earning a No. 2 seed in the Midwest Region, the program's highest ever seed in school history • For the third-straight season, the Wildcats posted 20 or more victories in a season and 10 or more wins in league play • Wildcats finished 25-6 overall • K-State picked up its 650th all-time victory at Missouri on Feb. 22, 2004, becoming only the 15th team to do so in NCAA history • Ranked in the top 10 in five NCAA statistical categories • Tabbed No. 5 in both preseason national polls, the highest preseason

billing ever in school history • Team went an undefeated 13-0 in Bramlage Coliseum, its first undefeated season at home since 1986-87 • Finished eighth nationally in attendance with a school-record average of 9,365 fans per game • Nicole Ohlde named Big 12 Player of the Year and a consensus All-American (Kodak/WBCA, AP, USBWA) for a second year in a row • Ohlde becomes school's all-time leading scorer and rebounder • Ohlde's No. 3 jersey retired on March 3, 2004 • Kendra Wecker named a third team Associated Press All-American • Ohlde and Wecker named finalists for the Wade Trophy, Naismith and John R. Wooden Awards • Ohlde and Wecker named first team All-Big 12 selections, Laurie Koehn to the third team and Megan Mahoney honorable mention • Koehn (first) and Ohlde (second) named to the CoSIDA Academic All-American Team • Wildcats finished rated No. 9 in the final regular season edition of the WBCA/Summerville RPI Index • Ohlde, Wecker, Koehn and Mahoney become only the seventh known four 1,000 point scorers on a team in NCAA women's basketball history • Ohlde selected No. 6 overall by the Minnesota Lynx in the 2004 WNBA Draft, to become highest draft pick ever in school history • K-State finishes No. 8 in the final AP Poll and No. 15 in the USA TODAY/ESPN Coaches Poll.

AP Rankings				
Date	KSU	Opp	Opponent	W/L
N 16	5	7	at Purdue	L
N 21	8	—	Western Illinois	W
N 28	9	—	vs. Arizona State%	W
N 29	9	7	vs. Penn State%	L
D 2	12	—	Northern Illinois	W
D 5	12	—	Sacramento State+	W
D 6	12	—	Saint Louis+	W
D 12	11	—	at Iowa	W
D 14	11	—	Creighton	W
D 30	11	—	vs. SE Missouri State ^	W
D 31	11	—	at UTSA ^	W
J 7	11	—	Missouri*	W
J 10	11	14	at Colorado*	W
J 13	10	—	at Oklahoma State*	W
J 17	10	—	Kansas*	W
J 24	9	—	at Nebraska*	L
J 27	12	16	Baylor*	W
J 31	12	20	Oklahoma*	W
F 4	10	—	at Iowa State*	W
F 8	10	11	Colorado*	W
F 11	9	—	at Kansas*	W
F 14	9	—	Nebraska*	W
F 18	8	—	at Texas A&M*	W
F 22	8	—	at Missouri*	W (OT)
F 25	9	—	Iowa State*	W
F 29	9	5	at Texas*	L
M 3	8	9	Texas Tech*	W
M 10	8	—	vs. Missouri&	W
M 11	8	19	vs. Oklahoma&	L
M 21	8	—	vs. Valparaiso&	W
M 23	8	24	vs. Minnesota\$\$\$	L

! State Farm Tip-Off Classic (West Lafayette, Ind.) | % Junkanoo Jam (Freeport, Grand Bahama Island) | + Commerce Bank Wildcat Classic (Manhattan, Kan.) | ^ UTSA New Year's Classic (San Antonio, Texas) | * Big 12 Conference game | & Big 12 Tournament (Dallas, Texas) | \$ NCAA Tournament Midwest 1st Round Game (Minneapolis, Minn.) | \$\$ NCAA Tournament Midwest 2nd Round Game (Minneapolis, Minn.)

2004-05

Record: 24-8 (.750)/12-4 (.750) H: 11-2 A: 7-3 N: 6-3 | Head Coach: Deb Patterson

Fourth consecutive NCAA Tournament appearance earning a No. 4 seed in the Kansas City Regional • Recorded fourth-straight season to claim 20 or more victories and 10 or more wins in league play • Wildcats finished 24-8 overall • Tied for third in the Big 12 with a 12-4 record • Earned the No. 3 seed in Big 12 Conference Tournament advancing all the way to the championship game against eventual national champion Baylor • Senior Class wraps up best four-year stretch in school history compiling a 104-27 overall record from 2001-05 • Ranked in the top 15 in four NCAA statistical categories • Finished eighth nationally in attendance with an average of 7,606 fans per game • Kendra Wecker named Big 12 Player of the Year and a consensus All-American (Kodak/WBCA, AP, USBWA) • Wecker becomes school's all-time leading scorer and rebounder, resetting records held by Nicole Ohlde the year prior • Wecker's No. 53 jersey retired on February 26, 2005 • Wecker named first team All-Big 12, Laurie Koehn to the third team and Megan Mahoney honorable mention • Wecker and Mahoney selected to the All-Big 12 Tournament Team • Koehn named to the CoSIDA Academic All-American Second Team • Wecker, Koehn, Brie Madden and Chelsea Domenico become first players in school history to have played in four NCAA Tournaments • Wecker becomes the first Wildcat and second player ever in the Big 12 Conference, to record 2,000 points and 1,000 rebounds in a career • Koehn becomes the NCAA's all-time career leader in three-point field goals made (392) • Wecker selected No. 4 overall by the San Antonio Silver Stars in the 2005 WNBA Draft, to become the highest draft pick ever in school history, Mahoney picked up No. 34 overall by the Connecticut Sun • Undrafted Koehn signs a free agent contract with the Washington Mystics • K-State finishes No. 16 in the final AP Poll and No. 19 in the USA TODAY/ESPN Coaches Poll.

AP Rankings				
Date	KSU	Opp	Opponent	W/L
N 19	19	—	Wyoming	W

N 21	19	—	Pepperdine	W
N 26	16	—	vs. Illinois State!	W
N 27	16	10	vs. Duke!	L
D 3	19	—	New Hampshire+	W
D 4	19	—	Liberty+	L
D 11	25	—	at UMKC	W
D 18	25	—	vs. Alabama%	W
D 28	22	—	vs. Villanova	W
D 30	22	—	at Saint Joseph's	W
J 2	22	—	Central Connecticut St.	W
J 5	20	—	at Iowa State*	L
J 8	20	—	at Kansas*	W
J 11	23	—	Missouri*	W
J 15	23	—	Nebraska*	W
J 19	20	—	Texas A&M*	W
J 22	20	10	at Texas Tech*	W
J 25	16	18	Iowa State*	W
J 29	16	—	at Colorado*	W
F 2	15	8	at Baylor*	L
F 5	15	—	Oklahoma State*	W
F 13	16	—	at Oklahoma*	L
F 16	18	13	Texas*	L
F 19	18	—	Colorado*	W
F 23	17	—	at Nebraska*	W
F 26	17	—	Kansas*	W
M 2	17	—	at Missouri*	W
M 9	17	—	vs. Nebraska&	W
M 10	17	11	vs. Texas&	W
M 12	17	6	vs. Baylor&	L
M 19	16	—	vs. Bowling Green\$	W
M 21	16	18	vs. Vanderbilt\$\$	L

! Junkanoo Jam (Freeport, Grand Bahama Island) | + Commerce Bank Wildcat Classic (Manhattan, Kan.) | % Triple Crown Classic (Springfield, Mo.) | * Big 12 Conference game | & Big 12 Tournament (Kansas City, Mo.) | \$ NCAA Tournament Kansas City Regional 1st Round Game (Seattle, Wash.) | \$\$ NCAA Tournament Kansas City Regional 2nd Round Game (Seattle, Wash.)

2005-06 • POSTSEASON WNIT CHAMPIONS

Record: 24-10 (.706)/8-8 (.500) H: 14-5 A: 8-4 N: 2-1 | Head Coach: Deb Patterson

Kansas State closed out the 2005-06 season as 2006 Postseason WNIT Champions, to mark its first postseason championship title in school history • The Wildcats turned in their fifth consecutive 20-win season and made their fifth-straight appearance in the postseason (four NCAA and one WNIT). They also placed in the top half of the Big 12 Conference for the fifth-straight year • Junior guard/forward Claire Coggins was named an All-Big 12 Second Team selection averaging a team-leading 13.5 points per game. She was also honored as the Most Valuable Player of the Postseason WNIT • Sophomore guard Kimberly Dietz finished second on the team in scoring (10.5 ppg) and was named to the Postseason WNIT All-Tournament Team • K-State erased the record for most three-point attempts in a single season (664). The 'Cats also finished third all-time for most three-pointers made (233) and fourth all-time in most assists in a single season (553) • Freshman point guard Shalee Lehning became the school's all-time leader in single-season assists by a freshman (189). Lehning became only the third Wildcat and eighth Big 12 player to record a triple-double with 14 points, 10 rebounds and 10 assists vs. Marquette in the WNIT championship game • Freshman forward Marlies Gipson reset the K-State freshman single-season record in blocked shots (62). Gipson was selected to the Big 12 All-Rookie Team and was the only Wildcat to play and start in all 34 games of the year • K-State put together a 10-1 record in non-conference play, marking the second-best pre-Big 12 starts in the Deb Patterson era • A school-record five of K-State's 34 games of the season went into overtime • K-State ranked among the top 20 NCAA Division I women's basketball attendance leaders averaging 6,281 fans per game during the 2005-06 campaign at Bramlage Coliseum • The Wildcats received votes in both The Associated Press and USA TODAY/ESPN Coaches Top 25 national polls throughout the season 2005-06 season including the preseason.

AP Rankings				
Date	KSU	Opp	Opponent	W/L
N 20	—	—	Detroit	W
N 26	—	—	at Santa Clara	W
N 28	—	—	at Wyoming	W
N 30	—	—	Delaware State	W
D 2	—	—	Texas-Pan American!	W
D 3	—	—	St. Joseph's!	L
D 6	—	—	Louisiana Tech	W
D 11	—	—	UMKC	W
D 19	—	—	at Creighton	W
D 29	—	—	vs. UNC Wilmington+	W
D 30	—	—	at Saint Peter's+	W
J 4	—	—	Texas Tech*	W
J 7	—	—	at Missouri*	L
J 11	—	—	at Texas A&M*	L
J 14	—	—	Colorado*	W
J 18	—	—	at Oklahoma State*	W
J 22	—	—	at Texas*	L (OT)
J 25	—	—	Kansas*	W

J 29	—	—	at Iowa State*	W
F 1	—	—	Missouri*	L (OT)
F 4	—	—	Nebraska*	W
F 8	—	—	at Colorado*	W
F 11	—	—	Iowa State*	L
F 18	—	—	at Nebraska*	L (OT)
F 21	—	9	Oklahoma*	L
F 25	—	10	Baylor*	L
M 2	—	—	at Kansas*	W
M 7	—	—	vs. Kansas&	W
M 8	—	10	vs. Baylor&	L (OT)
M 17	—	—	Idaho State \$	W
M 22	—	—	Fresno State \$\$	W
M 24	—	—	Nebraska \$\$\$	W
M 28	—	—	Western Kentucky \$\$\$\$	W (OT)
M 31	—	—	Marquette \$\$\$\$\$	W

! Commerce Bank Wildcat Classic (Manhattan, Kan.) | + Saint Peter's Holiday Classic (Jersey City, N.J.) | * Big 12 Conference Game | & Big 12 Tournament (Dallas, Texas) | \$ - Postseason WNIT 1st Round | \$\$ - Postseason WNIT 2nd Round | \$\$\$ - Postseason WNIT Quarterfinal | \$\$\$\$ - Postseason WNIT Semifinal | \$\$\$\$\$ - Postseason WNIT Championship

2006-07

Record: 19-15 (.559)/4-12 (.250) H: 13-5 A: 4-8 N: 2-2 | Head Coach: Deb Patterson

The Wildcats defeated UW-Green Bay, 72-67, in the season opener and head coach Deb Patterson picked up her 200th career victory • A half-court heave at the buzzer by Coggins sent the game into overtime and a 68-62 win over Wyoming. The Wildcats also rejected a school record 13 shots • K-State held Mississippi Valley State to just 18 points and a school record 8.6 field goal percentage • The Wildcats defeated Alcorn State, 81-41, to capture the Commerce Bank Wildcat Classic. Marlies Gipson was named tournament MVP while Shalee Lehning was selected to the All-Tournament team • K-State defeated Louisiana Tech, 64-61, in Ruston, La. handling the Lady Techsters only their 29th loss in Ruston and 23rd loss at the Assembly Center in 31-year history when Patterson became the all-time winningest women's basketball coach in K-State's history when the Wildcats defeated UMKC, 64-56, on Dec. 9 at Municipal Auditorium in Kansas City, Mo. • The Wildcats defeated the host Florida International, 59-52, in the championship game to capture the Sun & Fun Classic title. Kimberly Dietz was named tournament MVP while Coggins was selected to the All-Tournament team • K-State finished the non-conference schedule with a 12-1 record and tied for second best pre-Big 12 start in the Patterson era • The Wildcats upset No. 17 Texas A&M, 48-45, on Jan. 6 at Bramlage Coliseum. Coggins became the 32nd player in Kansas State women's basketball history to top 1,000 career points as she scored 20 points against Texas A&M • K-State was ranked No. 25 in the AP Poll on Jan. 15 for the first time since 2004-05 • Kansas State placed six players on the 2007 Academic All-Big 12 Women's Basketball Team. K-State led the conference with most selections to the squad • Three players earned Big 12 All-Conference honors in a vote by the league's coaches. Coggins was named Second Team All-Conference while Lehning earned Honorable Mention and Ashley Sweat was selected to the All-Rookie Team • Sweat was named to the Waco-Tribune Big 12 All-Rookie Team • Advanced to its second-straight Postseason WNIT; 6th-straight postseason appearance for the Wildcats • The Wildcats played their first triple overtime game in the program history when they fell to Wyoming in the Postseason WNIT semifinals • Lehning posted her second career triple-double with 15 points, 12 rebounds and 11 assists against Wyoming • Sweat was selected to the WNIT All-Tournament Team after averaging 19.0 points and 4.3 rebounds per game while shooting 51.8 percent from the floor.

AP Rankings				
Date	KSU	Opp	Opponent	W/L
N. 10	—	—	Green Bay	W
N. 13	—	—	Creighton	W
N. 17	—	—	Wyoming	W
N. 24	—	—	vs. Wisconsin ^	L
N. 25	—	—	vs. Elon ^	W
D. 1	—	—	Mississippi Valley State +	W
D. 2	—	—	Alcorn State +	W
D. 5	—	—	at Louisiana Tech	W
D. 9	—	—	at UMKC (at Municipal)	W
D. 15	—	—	Santa Clara	W
D. 17	—	—	Weber State	W
D. 29	—	—	vs. Rice ~	W
D. 30	—	—	at Florida International ~	W
J. 3	—	8	at Oklahoma *	L
J. 6	—	17	Texas A&M *	W
J. 13	—	—	Missouri *	W
J. 17	25	—	at Nebraska *	L
J. 20	25	13	at Baylor *	L
J. 24	—	—	Kansas *	W
J. 27	—	—	at Iowa State *	L
J. 31	—	—	at Colorado *	L
F. 3	—	—	Texas *	L
F. 7	—	21	Nebraska *	L
F. 11	—	—	at Texas Tech *	W
F. 14	—	—	Colorado *	L
F. 18	—	—	at Kansas *	L
F. 21	—	—	at Missouri *	L
F. 24	—	—	Iowa State *	L



2003-04 Big 12 Regular Season Champions

F. 28	—	—	Oklahoma State *	L	55-64
M. 6	—	—	vs. Iowa State \$	L	45-57
M. 17	—	—	Southern Illinois &	W	72-46
M. 22	—	—	Illinois &&	W	66-51
M. 25	—	—	Auburn &&	W	67-54
M. 28	—	—	at Wyoming &&&	L	79-89 (30T)

198

^ - UNLV Lady Rebel Shootout (Las Vegas, Nev.) | + - Commerce Bank Wildcat Classic (Manhattan, Kan.) | ~ - FIU Sun & Fun Classic (Miami, Fla.) | * - Big 12 Conference game | \$ - Big 12 Tournament (Oklahoma City, Okla.) | & - Postseason WNIT 1st Round | && - Postseason WNIT 2nd Round | &&& - Postseason WNIT Quarterfinals | &&&& - Postseason WNIT Semifinals

2007-08 • Big 12 REGULAR SEASON CHAMPIONS

Record: 22-10 (.688)/13-3 (.813) H: 12-2 A: 8-4 N: 2-4 | Head Coach: Deb Patterson

K-State captured the 2007-08 Big 12 regular season title, the first outright Big 12 conference title in program history. • Made the 10th NCAA Tournament appearance in school history, as the No. 5 seed in the New Orleans region. • Head coach Deb Patterson named Big 12 Coach of the Year by the league's coaches, *Kansas City Star*, *Dallas Morning News* and *Waco Tribune*. Also named WBCA Region V Coach of the Year and finalist for National Coach of the Year honors. • Three players named to All-Big 12 first or second team. Kimberly Dietz and Shalee Lehning selected to the All-Big 12 first team by the league's coaches for the first time in their careers. Marlies Gipson was chosen to the All-Big 12 second team for the first time her career. • K-State garnered two Big 12 Players of the Week, as Gipson and Lehning were selected for the honor. Gipson registered her first weekly honor on Jan. 28, while Lehning captured her first citation on March 7. This is the first time since the 2004 season that the Wildcats have had two players earn the honor in the same season. • The Wildcats registered one of the nation's longest winning streaks from Dec. 28 until Feb. 2 by winning 10 straight. K-State recorded its first unbeaten January in school history. • K-State won seven of its eight Big 12 road contests, the highest number of conference road victories in school history. The Wildcats swept through the road slate of the southern portion of the Big 12 Conference; it is the first time in school history K-State has achieved this feat. • K-State registered a season-high ranking of No. 15 in both the AP and ESPN/USA Today Coaches' Polls (Feb. 18 and March 10). • Kansas State led the Big 12 in selections to the Academic All-Big 12 team with eight. This tied a school record and set a school record with seven Academic All-Big 12 first team selections. • K-State was the only team in the Big 12 to place its entire roster on the Fall 2007 Big 12 Commissioner's Honor Roll. • Lehning was named to the CoSIDA/ESPN the Magazine Academic All-Region VII third team. This was her first career regional academic honor. • Dietz climbed the career scoring list during the season, beginning ranked 33rd with 873 points and finishing ranked 10th with 1,321. She also finished her career ranked ninth in school history in career assists with 306, becoming just the fourth player in school history to tally 1,300 points and 300 assists. • Lehning became the first player in school history to record 200 assists in a season, as she finished with 203 and set the record for assists by a junior. • Gipson broke the record for blocked shots in a season with 70 on the year.

AP Rankings					
Date	KSU	Opp	Opponent	W/L	Score
N. 10	—	—	Washington	W	88-61
N. 12	—	—	Southern Utah	W	87-38
N. 15	—	—	at Wyoming	L	44-56
N. 21	—	—	vs. Tulane ^	L	57-60
N. 22	—	18	vs. Michigan State ^	L	65-68
N. 30	—	—	vs. Lipscomb +	W	92-50
D. 1	—	—	UTEP +	W	66-58
D. 5	—	—	at Green Bay	L	56-68
D. 16	—	—	Texas State	W	90-52
D. 18	—	—	at Creighton	L	62-69
D. 28	—	—	vs. Arkansas-Little Rock ~	W	52-40
D. 29	—	—	at Loyola Marymount ~	W	70-47
J. 2	—	—	Western Illinois	W	68-53
J. 9	—	13	at Texas A&M*	W	67-54
J. 13	—	15	at Texas*	W	77-74 (OT)
J. 16	—	—	Texas Tech*	W	71-45
J. 19	—	25	Colorado*	W	67-60
J. 23	22	—	Iowa State*	W	80-49
J. 27	22	14	at Oklahoma State*	W	68-63
J. 30	18	—	at Nebraska*	W	77-75
F. 2	18	6	Baylor*	L	49-63
F. 9	18	—	Kansas*	W	64-58
F. 13	17	—	at Iowa State*	W	45-42
F. 17	17	—	at Missouri*	W	56-40
F. 20	15	11	Oklahoma*	L	65-68
F. 23	15	—	at Colorado*	L	68-73
F. 27	21	—	Nebraska*	W	69-65
M. 1	21	—	Missouri*	W	81-52
M. 5	19	—	at Kansas*	W	61-50
M. 12	15	—	vs. Iowa State \$	L	65-66 (OT)
M. 23	16	—	vs. Chattanooga #	W	69-59
M. 25	16	19	vs. Louisville ##	L	63-80

^ - Caribbean Classic (Cancun, Mexico) | + - Commerce Bank Wildcat Classic (Manhattan, Kan.) | ~ - LMU/Hilton LAX Holiday Classic (Los Angeles, Calif.) | * - Big 12 Conference game | \$ - Big 12 Tournament (Kansas City, Mo.) | # - NCAA Tournament New Orleans Region 1st Round (Bridgeport, Conn.) | ## - NCAA Tournament New Orleans Region 2nd Round (Bridgeport, Conn.)

2008-09

Record: 25-8 (.758)/10-6 (.625) H: 13-1 A: 10-5 N: 2-2 | Head Coach: Deb Patterson

Made 11th NCAA Tournament appearance in school history, as the No. 5 seed in the Raleigh region. • Team garnered the best start in school history and the second-longest winning streak in the program's history with a 14-0 mark to open the season. • Registered the highest AP ranking (14th) since March 20, 2004 and the highest ESPN/USA Today Coaches' poll ranking (12th) since March 15, 2004. • Finished season ranked fifth in the nation and first in the Big 12 in scoring defense (53.3); scoring average allowed was lowest in Big 12 history and the lowest in school history since 1974-75. • Set the school record for road wins in a season (10). • Three players named to All-Big 12 team, Shalee Lehning and Ashley Sweat selected to the first team, while Marlies Gipson earned second team honors. • Lehning earned the following national honors: AP All-American honorable mention, Lowe's All-Senior All-America first team, CoSIDA/ESPN the Magazine Academic All-America third team, Lowe's Senior CLASS Award finalist, State Farm/WBCA All-America finalist, Wade Trophy candidate, Naismith Trophy candidate, Wooden Award finalist and Lieberman Award finalist. • Lehning and Sweat named to *Dallas Morning News* first and second team, respectively. • Lehning, Gipson and Sweat garnered CoSIDA/ESPN the Magazine Academic All-District VII honors, with Lehning on the first team and Gipson and Sweat received second team honors. • Lehning set the school record for single season assists (229) and career assists (800); totals rank second in Big 12 history. • Lehning became the first player in Big 12 and school history to record multiple triple-doubles in a season with three and owns the record for triple-doubles in a career with five. • Gipson set the school record for blocks in a career (257). • Sweat scored a career-high 545 points (16.5 ppg), which was the third highest point total by a junior in school history. • Three Wildcats surpassed the 1,000-point barrier for their careers during the season, as Marlies Gipson (1,313), Shalee Lehning (1,189) and Ashley Sweat (1,291) each achieved the feat; it is the first time since the 2004-05 season that K-State had three or more players on the roster with 1,000 or more career points. • Sweat became the first junior to reach the 1,000 point mark since the 2003-04 season. • K-State placed a Big 12-leading eight student-athletes on the Academic

2007-08 Big 12 Regular Season Champions



All-Big 12 first team, setting a new school record. • Freshman Jalana Childs garnered Big 12 Freshman of the Week honors for Feb. 16.

AP Rankings					
Date	KSU	Opp	Opponent	W/L	Score
N. 14	—	—	at UTEP	W	65-44
N. 17	—	—	at Northwestern	W	57-52
N. 23	—	—	UTSA	W	80-51
N. 25	—	—	at Arkansas State	W	69-48
N. 28	—	—	at Jacksonville	W	53-43
D. 5	—	—	Alcorn State +	W	80-22
D. 6	—	—	Arkansas +	W	65-56
D. 9	25	—	Creighton	W	64-55
D. 14	25	—	UT-Arlington	W	73-63
D. 20	23	—	at Indiana State	W	58-43
D. 28	22	—	at Washington State	W	74-58
D. 30	22	—	at Washington	W	73-60
J. 3	22	—	Central Arkansas	W	81-38
J. 10	20	—	Kansas*	W	72-39
J. 14	17	3	at Oklahoma*	L	48-64
J. 17	17	20	Iowa State*	W	59-52
J. 21	18	—	at Texas Tech*	W	60-48
J. 24	18	—	at Kansas*	W	59-50
J. 27	14	—	Nebraska*	W	51-40
J. 31	14	22	at Iowa State*	L	50-60
F. 4	18	—	Missouri*	W	58-54
F. 7	18	8	at Baylor	L	50-59
F. 15	20	—	Oklahoma State*	W	79-71
F. 18	16	—	at Missouri*	L	43-52
F. 21	16	—	Colorado*	W	72-60
F. 25	20	—	at Nebraska	L	47-52
M. 1	20	12	Texas A&M*	L	45-71
M. 4	—	16	Texas*	W	66-50
M. 7	—	—	at Colorado*	W	71-61
M. 12	22	—	vs. Colorado \$	W	68-51
M. 13	22	10	vs. Texas A&M \$	L	63-65
M. 21	21	—	vs. Drexel #	W	68-44
M. 23	21	14	vs. Vanderbilt ##	L	61-74

+ - Commerce Bank Wildcat Classic (Manhattan, Kan.) | * - Big 12 Conference game | \$ - Big 12 Tournament (Oklahoma City, Okla.) | # - NCAA Tournament Raleigh Regional 1st Round (Albuquerque, NM) | ## - NCAA Tournament Raleigh Regional 2nd Round (Albuquerque, NM)

2009-10

Record: 14-18 (.438)/5-11 (.313) H: 7-8 A: 4-8 N: 3-2 | Head Coach: Deb Patterson

Became the 11th program in NCAA Division I history to reach the 775-win plateau and the second in the Big 12. • Won two games against ranked opponents. • Ranked 25th in the nation for average home attendance (4,009). • Team registered the third-highest free throw percentage in school history (.732). • Fourth-most made 3-point field goals in a single-season (232). • Fifth-most 3-point field goals attempted in a single-season (633). • Five players made 20 or more 3-point field goals during the season; which ties the school record with the 2002-03 squad. • One of just seven teams in the nation to have four players with 30 or more made 3-point field goals for the season. • Ashley Sweat selected to the All-Big 12 First Team. • Sweat named Lowe's Senior CLASS Award finalist and garnered Lowe's Senior All-America third team honors. • Sweat named to the CoSIDA/ESPN the Magazine Academic All-America third team and garnered CoSIDA/ESPN the Magazine Academic All-District VII first team honors. • Sweat also earned second team All-Big 12 honors from the *Dallas Morning News*. • Kari Kincaid was named to the CoSIDA/ESPN the Magazine Academic All-District VII first team. • Four Wildcats earned Academic All-Big 12 first team honors (Sweat, Kincaid, Shalin Spani and Jalana Childs). • Brittany Chambers was named to the *Waco Tribune Herald* All-Big 12 freshman team. • Sweat became the third player in school history to record 1,800 points (1,805), 600 rebounds (604) and 70 blocks (70). • Sweat finished her career ranked third in school history for points, 14th in rebounds and eighth in blocks. • Chambers was the only freshman in the Big 12 to record 350+ points, 180+ rebounds and 80+ assists.

AP Rankings					
Date	KSU	Opp	Opponent	W/L	Score
N. 14	—	—	Indiana State	L	73-77
N. 16	—	—	Arkansas State	L	79-80 (OT)
N. 20	—	—	Washington State	W	70-63
N. 23	—	—	at Creighton	L	54-63
N. 27	—	—	at BYU	W	65-62
D. 2	—	—	at Arkansas	L	58-60
D. 4	—	—	Grambling State +	W	87-62
D. 5	—	—	Missouri State +	W	64-60
D. 13	—	—	Northwestern	L	50-53
D. 19	—	—	vs. Hawaii ^	L	61-71
D. 20	—	—	vs. VCU ^	W	73-67

D. 21	—	—	vs. UTSA ^	W	59-55
D. 29	—	—	at UC Davis	W	73-59
J. 2	—	—	Yale	W	78-59
J. 9	—	24	Kansas*	W	59-35
J. 13	—	—	at Missouri*	W	65-50
J. 16	—	15	at Oklahoma State*	L	56-66
J. 20	—	—	Colorado*	L	57-63
J. 23	—	7	at Nebraska*	L	56-71
J. 31	—	22	Iowa State*	W	73-67
F. 3	—	15	Baylor*	L	47-65
F. 7	—	—	at Kansas*	L	60-70
F. 10	—	—	Missouri*	W	37-33
F. 13	—	13	at Texas A&M*	L	63-69
F. 17	—	12	at Texas*	L	41-62
F. 21	—	11	Oklahoma*	L	58-64
F. 24	—	—	Texas Tech	L	67-75 (OT)
F. 27	—	15	at Iowa State*	L	39-48
M. 3	—	—	at Colorado*	W	72-70
M. 6	—	3	Nebraska*	L	72-82
M. 11	—	—	vs. Texas Tech \$	W	59-51
M. 12	—	3	vs. Nebraska \$	L	46-63

+ - Commerce Bank Wildcat Classic (Manhattan, Kan.) | ^ - Duel in the Desert (Las Vegas, Nev.) | * - Big 12 Conference game | \$ - Big 12 Tournament (Kansas City, Mo.)

2010-11

Record: 21-11 (.656)/10-6 (.625) H: 13-2 A: 6-6 N: 2-3 | Head Coach: Deb Patterson

Made the 12th NCAA Tournament appearance in school history and the eighth in the Patterson era, as the No. 8 seed in the Philadelphia Region. • Became the 13th program in NCAA Division I women's basketball history to reach the 800-win plateau and the second in the Big 12 with a 69-64 win at Nebraska on Feb. 19, 2011. • Tallied 10 wins in league play and tied for third in the league standings. • Registered the 22nd 20-win season in the program's history. • Patterson secured her 300th career victory at Kansas State with a 56-53 decision over Iowa State in the Big 12 Championship quarterfinals. • Notched three wins over ranked opponents, including two over AP top-15 ranked foes. • Carded the program's fourth win over a top-5 foe with a 71-67 decision against No. 5 Texas A&M on March 2. • It was the highest ranked opponent K-State has defeated in Bramlage Coliseum. • Opened the season 6-0 for the fifth time in school history and the second time under Patterson's guidance. • Team recorded the second-lowest opponent points per game average in school history (56.3 oppg). • Sophomore guard Brittany Chambers was a unanimous All-Big 12 First Team selection by the league's coaches and garnered a pair of Big 12 Player of the Week citations. • Junior forward Jalana Childs was selected to the All-Big 12 Second Team. • Chambers also garnered Academic All-Big 12 First Team honors and Capital One/CoSIDA Academic All-District VII Third Team honors. • Chambers was one of two players in the Big 12 and the only sophomore guard in the nation to notch 500+ points, 180+ rebounds and 80+ assists. • Chambers set the school record for 3-point field goals made in a season by a sophomore, finished fifth for 3-point field goals made in a season in school history and tied for seventh in Big 12 history for the most 3-point field goals made in a season (88). • Chambers and Childs tallied a combined 54 points at Nebraska and became the 19th duo in school history to score 50 or more combined points in a game. • Sophomore guard Mariah White earned her first Big 12 Player of the Week honor. • In total, six student-athletes earned Academic All-Big 12 honors with four on the first team (Chambers, JuliAnne Chisholm, Kelsey Hill and Shalin Spani) and two on the second team (Taelor Karr and Alina Voronenko). • Junior guard/forward JuliAnne Chisholm earned Capital One/CoSIDA Academic All-District VII Second Team honors.

AP Rankings					
Date	KSU	Opp	Opponent	W/L	Score
N. 12	—	—	Grambling State +	W	67-44
N. 13	—	14	St. John's +	W	64-53
N. 17	—	—	Indiana State	W	64-48
N. 21	—	—	Western Illinois	W	63-53
N. 27	—	—	at College of Charleston	W	56-46
N. 30	—	—	South Dakota State	W	56-51
D. 5	—	18	at Iowa	L	62-68
D. 8	—	—	North Dakota	W	76-49
D. 12	—	—	UC Davis	W	61-41
D. 20	—	—	at UTSA ^	L	55-72
D. 21	—	—	Middle Tennessee State ^	L	49-63
D. 29	—	—	at Dartmouth ~	W	69-48
D. 30	—	—	vs. Vermont ~	W	68-39
J. 9	—	—	Oklahoma State*	W	63-45
J. 12	—	15	at Oklahoma*	L	45-52
J. 15	—	—	at Texas Tech*	L	66-68 (OT)
J. 19	—	—	Missouri*	W	66-63
J. 22	—	—	Nebraska*	W	64-37
J. 26	—	—	at Colorado*	W	72-59
J. 29	—	—	Kansas*	W	65-60
F. 5	—	—	at Missouri*	W	60-55 (OT)
F. 9	—	—	Texas*	L	59-69

F. 13	—	22	at Iowa State *	L	53-61
F. 16	—	—	Colorado *	W	78-51
F. 19	—	—	at Nebraska *	W	69-64
F. 23	—	3	at Baylor *	L	48-75
F. 26	—	25	Iowa State *	L	51-58
M. 2	—	5	Texas A&M *	W	71-67
M. 5	—	—	at Kansas *	W	56-51
M. 9	—	—	vs. Iowa State \$	W	56-53
M. 11	—	3	vs. Baylor *	L	53-86
M. 20	—	—	vs. Purdue #	L	45-53

+ - Commerce Bank Wildcat Classic (Manhattan, Kan.) | ^ - UTSA Christmas Classic (San Antonio, Texas) | ~ - Blue Sky Classic (Hanover, N.H.) | * - Big 12 Conference game
\$ - Big 12 Tournament (Kansas City, Mo.) | # - NCAA Tournament Philadelphia Region 1st Round (Storrs, Conn.)

2011-12

Record: 20-14 (.588)/9-9 (.500) **H:** 10-4 **A:** 6-6 **N:** 4-4 | **Head Coach:** Deb Patterson

Made the 13th NCAA Tournament appearance in school history and the ninth in the Patterson era, as the No. 8 seed in the Kingston Region • Carded nine wins in league play and a tie for fourth in the league standings • Registered the 23rd 20-win season in the program's history. • Notched three wins over ranked opponents, including two over AP top-10 ranked foes. • Team held 11 opponents to 49 points or fewer. • For the first time since at least the 1986-87 season, Kansas State used the same starting lineup for all 34 games (Branshea Brown, Brittany Chambers, Jalana Childs, Tasha Dickey and Mariah White). K-State was the only team in the Big 12 to have the same lineup for every game and were one of 3 teams in the 2012 NCAA Tournament to use the same starting lineup for every game. • Junior guard Brittany Chambers and senior forward Jalana Childs earned All-Big 12 First Team honors from the league's coaches. • Chambers also garnered Academic All-Big 12 First Team honors, while Childs was an Academic All-Big 12 Second Team selection. • Chambers and Childs became the 37th and 38th players, respectively, in school history to surpass the 1,000-point mark in their careers. • Chambers and Childs became the 22nd and 23rd players, respectively, in the program's history to register 1,000 points and 500 rebounds in their careers. • For the first time since the 2003-04 season, K-State had three players on its roster with 500 or more career rebounds (Brown, Chambers and Childs). • Chambers was one of two players in the Big 12 and 1 of 15 guards in the nation to notch 400+ points, 200+ rebounds and 70+ assists. • Childs set the school record for points in a Big 12 Championship game with 31 against Iowa State on March 8, 2012. • In total, four student-athletes earned Academic All-Big 12 honors with three on the first team (Chambers, JuliAnne Chisholm, and Emma Ostermann) and one on the second team (Childs).

		AP Rankings		W/L	Score
Date	KSU	Opp	Opponent		
N. 12	—	—	Dartmouth	W	54-20
N. 16	—	—	BYU	W	59-46
N. 18	—	—	Missouri State	W	65-63
N. 24	—	—	vs. Hofstra <	L	54-64
N. 25	—	15	vs. Purdue <	L	42-46 (OT)
D. 3	—	—	Iowa	W	81-78 (OT)
D. 7	—	—	Wichita State	W	60-34
D. 10	—	—	at South Dakota State	W	63-46
D. 18	—	—	vs. North Dakota State ~	W	70-47
D. 19	—	—	vs. Northwestern ~	W	64-45
D. 20	—	—	at UNLV ~	L	38-44
D. 29	—	—	at Marist	W	57-56
J. 4	—	9	Texas A&M *	W	71-69 (OT)
J. 7	—	—	at Kansas *	W	63-57
J. 11	—	—	Missouri *	W	72-46
J. 14	—	10	at Texas Tech *	W	62-61
J. 17	23	—	Oklahoma *	L	57-65
J. 21	23	1	at Baylor *	L	41-76
J. 25	—	—	Iowa State *	L	57-66
J. 28	—	—	at Oklahoma State *	W	67-56
F. 1	—	—	at Texas *	W	64-55
F. 4	—	1	Baylor *	L	41-70
F. 8	—	15	at Texas A&M *	L	36-67
F. 12	—	—	Kansas *	W	47-43
F. 15	—	—	at Oklahoma *	L	62-68
F. 18	—	—	Texas *	W	65-45
F. 22	—	—	Oklahoma State *	W	53-50
F. 25	—	—	at Missouri *	L	56-61 (OT)
F. 29	—	—	at Iowa State *	L	33-57
M. 3	—	—	Texas Tech *	L	63-64
M. 8	—	—	vs. Iowa State \$	W	67-63
M. 9	—	1	vs. Baylor \$	L	65-86
M. 17	—	24	vs. Princeton \$	W	67-64
M. 19	—	3	vs. Connecticut #	L	26-72

< - Cancun Challenge (Cancun, Mexico) | ~ - BTI Invitational (Las Vegas, Nev.) | * - Big 12 Conference game | \$ - Big 12 Tournament (Kansas City, Mo.) | # - NCAA Tournament Kingston Region 1st Round (Bridgeport, Conn.) | ## - NCAA Tournament Kingston Region 2nd Round (Bridgeport, Conn.)

2012-13

Record: 19-18 (.514)/5-13 (.278) **H:** 12-7 **A:** 6-8 **N:** 1-3 | **Head Coach:** Deb Patterson

K-State made fourth appearance in the WNIT and 11th postseason appearance in last 12 seasons • K-State finished eighth in the Big 12 with a 5-13 record and played the final 19 games of the season with just seven players after suffering five season-ending injuries by Jan. 22 • Set school record for games played in a season with 37, including 19 home games which is second-highest number of women's home games in the 25-year history of Bramlage Coliseum, and played the first game in the program's history in the month of April • Brittany Chambers was named a 2013 Associated Press All-American honorable mention recipient, a 2013 WBCA All-America honorable mention, a Senior CLASS Award Senior All-America Second Team honoree, earned her third straight All-Big 12 First Team honor and was the inaugural recipient of the Big 12 Scholar-Athlete of the Year • Set the school and Big 12 records for 3-point field goals made (325) and attempted in a season (1,077) • Set the school record for 3-point field goals made in a game (16, vs. Oklahoma State, 1/23/13).

		AP Rankings		W/L	Score
Date	KSU	Opp	Opponent		
N. 9	—	—	Idaho State	W	62-54
N. 11	—	—	Arkansas-Pine Bluff	W	89-55
N. 20	—	—	at Tennessee State	W	62-47
N. 24	—	—	at Charlotte	W	67-63
N. 30	—	—	Mississippi Valley State	W	64-57
D. 4	—	—	at Wichita State	W	48-43
D. 9	—	—	South Dakota	W	68-54
D. 16	—	—	UTEP	L	50-52
D. 19	—	22	vs. Texas A&M <	L	60-83
D. 20	—	5	vs. Notre Dame <	L	57-87
D. 21	—	—	at UNLV <	W	80-54
D. 29	—	—	at UC Santa Barbara	W	60-45
J. 2	—	21	at Kansas *	L	63-72
J. 5	—	—	TCU *	W	59-58
J. 9	—	—	at Texas Tech *	L	50-59

J. 12	—	—	West Virginia *	L	52-66
J. 16	—	1	Baylor *	L	69-90
J. 19	—	—	at TCU *	W	57-54
J. 23	—	12	Oklahoma State *	W	76-70 (OT)
J. 26	—	—	at Texas *	L	40-59
F. 2	—	—	Kansas *	L	80-89 (2OT)
F. 6	—	23	Oklahoma *	L	68-74
F. 9	—	25	at Iowa State *	L	71-87
F. 13	—	—	Texas *	W	68-47
F. 16	—	25	at Oklahoma State *	L	45-80
F. 20	—	—	at Oklahoma *	L	57-72
F. 23	—	—	Iowa State *	L	50-69
F. 26	—	—	at West Virginia *	L	57-66
M. 2	—	—	Texas Tech *	W	68-62
M. 4	—	1	at Baylor *	L	68-90
M. 8	—	—	vs. Texas \$	W	51-49
M. 9	—	1	vs. Baylor \$	L	47-80
M. 21	—	—	Texas Southern &	W	72-44
M. 25	—	—	Illinois State &&	W	57-48
M. 28	—	—	Bali State &&&	W	60-48
M. 30	—	—	Illinois &&&&	W	66-48
A. 3	—	—	Utah &&&&	L	46-54 (OT)

< - World Vision Classic (Las Vegas, Nev.) | * - Big 12 Conference game | \$ - Big 12 Tournament (Dallas, Texas) | & - Postseason WNIT 1st Round | && - Postseason WNIT 2nd Round | &&& - Postseason WNIT 3rd Round | &&&& - Postseason WNIT Quarterfinals | &&&&& - Postseason WNIT Semifinals

2013-14

Record: 11-19 (.367)/5-13 (.278) **H:** 7-7 **A:** 2-9 **N:** 2-3 | **Head Coach:** Deb Patterson

Became the 16th school in NCAA Division I history to reach the 850-win mark on Jan. 18, 2014 with an 80-74 win over Iowa State • Defeated an Associated Press ranked opponent for the eighth straight season • Ended a 13-game, 10-year losing streak to Oklahoma with an 86-78 win on Jan. 29, 2014 • Finished 23rd in the nation in attendance • Freshman guard Leticia Romero named 2014 All-Big 12 Second Team and a unanimous selection to the All-Big 12 Freshman Team • K-State led Big 12 with six selections to the Academic All-Big 12 teams • Deb Patterson relieved of her duties as head coach following 11-19 season • Jeff Mittie hired as ninth head women's basketball coach in K-State history.

		AP Rankings		W/L	Score
Date	KSU	Opp	Opponent		
N. 8	—	—	Tennessee State	W	85-53
N. 10	—	—	Charlotte	W	73-65
N. 16	—	—	at UTEP	L	39-84
N. 20	—	—	Wichita State	L	46-69
N. 28	—	—	vs. SMU <	L	57-68
N. 29	—	—	vs. Virginia <	W	49-46
D. 7	—	—	Grambling State	W	83-50
D. 15	—	—	UC Santa Barbara	W	73-64
D. 21	—	—	at Hampton	L	75-86 (2OT)
D. 28	—	—	vs. North Carolina State ~	L	60-77
D. 30	—	—	vs. UC Riverside ~	W	74-42
J. 2	—	9	Baylor *	L	63-92
J. 5	—	—	at Texas *	L	53-67
J. 8	—	15	Oklahoma State *	L	51-58
J. 11	—	—	at Oklahoma *	L	50-61
J. 14	—	—	at Texas Tech *	W	72-65
J. 18	—	13	Iowa State *	W	80-74
J. 22	—	12	at Baylor *	L	48-71
J. 25	—	—	Kansas *	L	64-71
J. 29	—	—	Oklahoma *	W	86-78
F. 1	—	23	at Iowa State *	L	65-84
F. 8	—	17	at West Virginia *	L	44-84
F. 12	—	—	Texas *	L	63-69
F. 15	—	—	Texas Tech *	W	60-54
F. 19	—	—	at TCU *	L	44-64
F. 22	—	13	West Virginia *	L	40-61
F. 26	—	—	at Kansas *	W	76-68
M. 1	—	15	at Oklahoma State *	L	62-67
M. 3	—	—	TCU *	L	46-51
M. 7	—	—	vs. Kansas \$	L	84-87 (OT)

< - Junkanoo Jam (Freeport, Grand Bahama Island) | ~ - Surf & Slam Classic (San Diego, Calif.) | * - Big 12 Conference game | \$ - Big 12 Tournament (Oklahoma City, Okla.)

JEFF MITTIE • 2014-present • 79-54 (.594)



One of the winningest active coaches in NCAA Division I, Jeff Mittie has led K-State to four straight postseason appearances in his first four seasons with the Wildcats, two NCAA Tournament bids and two WNIT appearances. Mittie led the Wildcats to 23 wins in the 2016-17 season, the most for the program since the 2008-09 season. During his time in Manhattan, K-State has had seven players earn 12 All-Big 12 honors. Mittie's career coaching record stands at 533-289 (.648).

2016-15

Record: 19-14 (.576)/7-11 (.389) **H:** 15-5 **A:** 2-8 **N:** 2-1 | **Head Coach:** Jeff Mittie

Made the fifth appearance in the WNIT and the 12th postseason appearance in the last 14 seasons, as the Wildcats reached the second round of the WNIT • Improved its win total by eight wins from the previous season; third largest win improvement in program history • Jeff Mittie tallied the second most wins by a first-year head coach in program history • Mittie became the second K-State women's basketball coach to win 10 of his/her first 11 games and first since Judy Akers in 1968-69 • Team registered the second-highest steal total in program history (347) and led the Big 12 in the category • K-State was second in the Big 12 in scoring defense (58.2 oppg) and third in blocks per game (4.7 bpg) • Ranked 24th in the nation in average attendance and 17th in total attendance • Won 15 games at Bramlage, tying for second in program history for home wins in a season • Defeated an Associated Press ranked opponent for the ninth straight season • Breanna Lewis was named an All-Big 12 Second Team selection and earned the first All-Big 12 Defensive Team honor in program history Lewis set the school record for blocks in a season with 97 • Ashia Woods was selected to the All-Big 12 Honorable Mention squad • Four players named to Academic All-Big 12 teams • Kindred Wesemann made eight 3-point field goals against Texas on Feb. 4, setting a career-high and a school record for a conference game. • Final season playing two 20-minute halves.

		AP Rankings		W/L	Score
Date	KSU	Opp	Opponent		
N. 14	—	—	SIUE	W	81-55
N. 18	—	—	UMKC	W	65-36
N. 21	—	—	Hampton	W	66-46
N. 25	—	—	vs. UTEP <	W	72-43
N. 26	—	—	vs. Santa Clara <	ppd	-
N. 27	—	—	vs. LSU <	ppd	-
D. 4	—	—	UT-Arlington	W	45-41
D. 8	—	—	William Jewell	W	66-53
D. 12	—	—	at Wichita State	L	48-51
D. 14	—	—	Oral Roberts	W	53-47
D. 20	—	—	Grambling State	W	61-38
D. 22	—	—	Ablene Christian	W	68-53
D. 30	—	—	Samford	W	60-41
J. 3	—	—	at Iowa State *	L	55-60
J. 6	—	5	Baylor *	L	44-74
J. 11	—	—	Kansas *	W	58-52
J. 14	—	21	at Oklahoma State *	L	47-69
J. 17	—	—	Iowa State *	L	59-79
J. 21	—	—	at West Virginia *	L	51-63
J. 24	—	3	at Baylor *	L	46-68
J. 28	—	—	Oklahoma State *	W	52-51 (OT)
J. 31	—	—	at Texas Tech *	W	41-38
F. 4	—	20	Texas *	W	66-57
F. 7	—	—	at Oklahoma *	L	58-66
F. 11	—	—	TCU *	W	93-79
F. 15	—	—	Texas Tech *	L	68-74 (OT)
F. 18	—	—	at Texas *	L	58-76
F. 21	—	—	Oklahoma *	L	64-73
F. 25	—	—	at Kansas	W	55-48
F. 28	—	—	at TCU	L	47-67
M. 3	—	—	West Virginia *	W	59-55
M. 6	—	—	vs. Kansas \$	W	57-49
M. 7	—	6	vs. Baylor \$	L	70-82
M. 19	—	—	Kron &	W	86-68
M. 22	—	—	Missouri &&	L	48-67

< - Hardwood for Hope (Puerto Vallarta, Mexico) | * - Big 12 Conference game | \$ - Big 12 Tournament (Dallas, Texas) | & - Postseason WNIT 1st Round | && - Postseason WNIT 2nd Round

2015-16

Record: 19-13 (.594)/8-10 (.444) **H:** 13-4 **A:** 5-8 **N:** 1-1 | **Head Coach:** Jeff Mittie

Made the 14th appearance in the NCAA Tournament, as the Wildcats reached the second round of the NCAAs • Jeff Mittie became the first K-State women's basketball coach to win 10 of his/her first 11 games in his first two seasons • Team registered the fourth-highest block total in program history (157) • K-State led the Big 12 for a second straight season in steals with 9.0 per game • K-State held its opponents to a .368 field goal percentage, the fourth-lowest mark since 1981-82 • Offensively, K-State averaged 64.4 points per game, its highest mark since the 2007-08 season • The Wildcats score 75 or more points in a game 10 times, the most since the 2005-06 season • K-State registered its first 100-point game since the 2005-06 season • Ranked 21st in the nation in average attendance and 17th in total attendance • Defeated an Associated Press ranked opponent for the 10th straight season • Breanna Lewis was named an All-Big 12 First Team selection and earned her second straight All-Big 12 Defensive Team honor • Kindred Wesemann was selected to the All-Big 12 Second Team • Wesemann named 2016 Big 12 WBB Scholar-Athlete of the Year • Seven players named to Academic All-Big 12 teams • Lewis became the 39th player in school history to score 1,000 or more points in her career • Lewis also became the 24th player in program history with 1,000 or more career points and 500 or more career rebounds • Lewis surpassed the 200 career block mark in 2015-16, becoming the third player in school history to achieve this feat • Lewis became the first player in school history to register a season with 500 or more points, 225 or more rebounds, 80 or more blocks and 45 or more steals • First season playing four 10-minute quarters.

AP Rankings					
Date	KSU	Opp	Opponent	W/L	Score
N. 13	—	—	at Tulsa	W	75-67
N. 16	—	—	Ablene Christian	W	76-45
N. 19	—	—	South Dakota	W	84-81 (OT)
N. 23	—	1	Connecticut (Hartford, CT)	L	57-97
N. 25	—	—	Southern	W	59-47
D. 3	—	—	UT-Arlington	W	61-41
D. 5	—	—	at Chicago State	W	63-54
D. 7	—	—	UT Rio Grande Valley	W	61-43
D. 13	—	—	Florida Atlantic	W	102-53
D. 19	—	—	Sam Houston State	W	78-50
D. 21	—	—	Western Illinois	W	84-45
D. 30	—	—	Iowa State*	L	79-84
J. 2	—	—	at TCU*	L	73-87
J. 6	—	—	West Virginia*	L	53-72
J. 10	—	17	at Oklahoma*	L	58-68
J. 13	—	—	Oklahoma State*	W	47-44
J. 16	—	—	TCU*	W	58-49
J. 20	—	—	at Kansas*	W	59-46
J. 24	—	—	at Texas Tech*	W	65-53
J. 30	—	6	Texas*	L	51-66
F. 3	—	4	at Baylor*	L	52-87
F. 6	—	—	at West Virginia*	L	44-64
F. 9	—	21	Oklahoma*	W	87-71
F. 13	—	—	Kansas*	W	81-67
F. 17	—	8	at Texas*	L	51-58
F. 21	—	—	Texas Tech*	W	65-53
F. 24	—	—	at Iowa State*	W	68-53
F. 27	—	4	Baylor*	L	52-63
F. 29	—	—	at Oklahoma State*	L	51-59
M. 5	—	—	vs. West Virginia\$	L	65-74
M. 18	—	—	vs. George Washington#	W	56-51
M. 20	—	2	at South Carolina##	L	47-73

All-Region 3 Team • Lewis drafted by the Dallas Wings in 2017 WNBA Draft (23rd pick) • Lewis and Kindred Wesemann named to the All-Big 12 First Team • Lewis earned her third straight All-Big 12 Defensive Team honor • Wesemann became the 40th player in school history to score 1,000 or more points in her career • Wesemann wins Marines Women's 3-Point Contest and Shoe Carnival Battle of Champions 3-Point Contest in Phoenix, Arizona • Eight players named to Academic All-Big 12 teams • Shaelyn Martin named 2017 CoSIDA Academic All-District VII • Team registered the third-highest rebound total since 1996-97 (1266) • K-State made the sixth most free throws in school history with 462; K-State made more free throws than their opponent attempted for just the second time in program history • Offensively, K-State averaged 67.5 points per game, its highest mark since the 2007-08 season • The Wildcats scored 2,294 points, the most since the 2005-06 season • Ranked 15th in the nation in average attendance and 11th in total attendance • K-State played a school record 12 teams ranked in the AP poll • Defeated four teams ranked in the AP poll, the most since the 2007-08 season

AP Rankings					
Date	KSU	Opp	Opponent	W/L	Score
N. 11	—	—	Chicago State	W	83-33
N. 14	—	—	Tulsa	W	82-62
N. 20	—	—	Lamar	W	68-43
N. 24	—	—	vs. North Carolina State!	W	67-50
N. 25	—	—	vs. LSU!	W	69-54
N. 26	—	—	vs. UTEP!	W	61-40
D. 1	—	23	Auburn&	W	71-66
D. 4	—	—	at Omaha	W	70-57
D. 7	—	—	UT Arlington	W	62-49
D. 11	—	1	Connecticut	L	58-75
D. 18	—	—	Princeton	W	60-42
D. 22	24	—	at Northern Iowa	L	59-67
D. 29	—	3	at Baylor*	L	57-87
J. 1	—	12	West Virginia*	W	86-71
J. 4	25	20	at Oklahoma*	L	80-85 (ot)
J. 7	25	—	Texas Tech*	W	68-54
J. 11	25	—	Kansas*	W	73-60
J. 14	25	—	at Oklahoma State*	W	63-43
J. 18	22	—	TCU*	W	74-63
J. 21	22	—	at Iowa State*	L	69-75
J. 25	25	2	Baylor*	L	49-91
J. 28	25	—	Oklahoma State*	W	74-69
F. 1	—	—	at Texas Tech*	W	65-53
F. 4	—	12	at Texas*	L	58-63
F. 11	25	—	Iowa State*	W	80-68
F. 15	24	—	at West Virginia*	L	59-66
F. 18	24	—	at TCU*	W	68-65
F. 21	—	16	Oklahoma*	W	79-71
F. 25	—	—	at Kansas*	W	61-54
F. 27	24	12	Texas*	L	61-69
M. 4	24	—	vs. Iowa State\$	W	74-67
M. 5	24	2	vs. Baylor\$	L	71-88
M. 18	24	20	Drake#	W	67-54
M. 20	24	6	Stanford#&	L	48-69

! Paradise Jam (St. Thomas, Virgin Islands) | & SEC/Big 12 Challenge | * - Big 12 Conference game | \$ - Big 12 Championship (Oklahoma City, Oklahoma) | # - NCAA Tournament Lexington Regional 1st Round (Manhattan, Kan.) | ## - NCAA Tournament Lexington Regional 2nd Round (Manhattan, Kan.)

2017-18

Record: 18-16 (.529)/7-11 (.389) H: 11-8 A: 5-6 N: 2-2 | Head Coach: Jeff Mittie

50th season in program history • Made the sixth appearance in the WNIT and the 15th postseason appearance in the last 17 seasons, as the Wildcats reached the third round of the WNIT • Kayla Goth named to the All-Big 12 Second Team • Peyton Williams named All-Big 12 Honorable Mention • Rachel Ranke named to the Big 12 All-Freshman Team • Goth became first player in program history with 500 or more points and 200 or more assists in a season • Goth (596) and Williams (501) were the eighth tandem in program history to combined for over 1,000 points in a season • Goth and Shaelyn Martin set the school record for assists by a duo in school history (345) • Five players named to Academic All-Big 12 teams • Martin named 2018 CoSIDA Academic All-America Second Team • Defeated two teams ranked in the AP poll • Offensively, K-State averaged 68.0 points per game, its highest mark since the 2005-06 season • The Wildcats scored 2,313 points, the most since the 2005-06 season • Registered 160 blocked shots, the third-most in program history • Pocketed 294 steals, which is the fourth straight season with 275 or more steals.

AP Rankings					
Date	KSU	Opp	Opponent	W/L	Score
N. 10	—	—	Stephen F. Austin	W	74-49
N. 13	—	—	Omaha	W	81-60
N. 17	—	—	Florida A&M	W	81-57
N. 19	—	—	at North Texas	W	55-54
N. 24	—	5	vs. UCLA !	L	55-64
N. 25	—	—	vs. Penn State !	W	70-65
N. 30	—	19	at Missouri +	L	59-73
D. 6	—	—	UT-Arlington	W	70-56
D. 16	—	—	Little Rock	W	66-51
D. 18	—	—	Chicago State	W	99-51
D. 21	—	—	Northern Iowa	L	71-72
D. 28	—	6	Baylor *	L	58-88
D. 31	—	24	at Oklahoma State *	L	68-76
J. 3	—	12	at West Virginia *	W	60-52
J. 7	—	8	Texas *	L	64-75
J. 10	—	—	at Iowa State *	W	67-60
J. 13	—	20	Oklahoma State *	W	80-64
J. 17	—	—	Oklahoma *	L	76-71
J. 20	—	4	at Baylor *	L	50-75
J. 24	—	24	TCU *	L	63-68
J. 28	—	—	at Kansas *	W	63-59 (ot)
J. 31	—	—	at Oklahoma *	L	49-68
F. 3	—	—	Iowa State *	L	45-80
F. 7	—	—	Texas Tech *	W	83-69
F. 10	—	6	at Texas *	L	54-76
F. 17	—	—	at TCU *	L	70-87
F. 20	—	—	West Virginia *	L	66-75
F. 24	—	—	Kansas *	W	91-67
F. 26	—	—	at Texas Tech *	W	86-63
M. 2	—	—	vs. Kansas \$	W	72-63
M. 3	—	3	vs. Baylor \$	L	54-83
M. 15	—	—	Saint Louis &	W	75-61
M. 18	—	—	Utah &&	W	74-57
M. 23	—	—	UC Davis &&&	L	69-71

! - South Point Thanksgiving Shootout (Las Vegas, Nevada) | + - SEC/Big 12 Challenge | * - Big 12 Conference game | \$ - Big 12 Championship (Oklahoma City, Oklahoma) | & - Postseason WNIT First Round | && - Postseason WNIT Second Round | &&& - Postseason WNIT Third Round

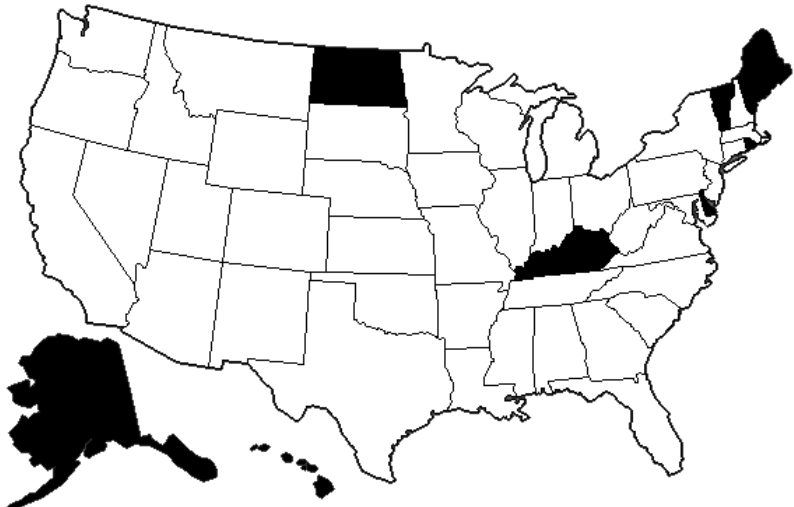
K-STATE RECORD BY STATE

Includes any home, road or neutral site game played on the soil of that state and the District of Columbia.


State	W	L	Pct
Alabama	0	1	.000
Arizona	2	1	.667
Arkansas	1	4	.200
California	15	7	.682
Colorado	16	16	.500
Connecticut	3	5	.375
District of Columbia	1	1	.500
Florida	7	2	.778
Georgia	4	2	.667
Idaho	1	1	.500
Illinois	14	7	.667
Indiana	1	1	.500
Iowa	28	35	.444
Kansas	593	219	.730
Louisiana	5	6	.455
Maryland	2	0	1.000
Massachusetts	1	1	.500
Michigan	2	2	.500
Minnesota	9	10	.474
Mississippi	0	1	.000
Missouri	49	49	.500
Montana	1	1	.500
Nebraska	23	29	.442
Nevada	8	8	.500
New Hampshire	2	0	1.000
New Jersey	3	2	.600
New Mexico	4	2	.667
New York	6	2	.750
North Carolina	7	2	.778
Ohio	2	6	.250
Oklahoma	28	53	.346
Oregon	2	1	.667
Pennsylvania	3	1	.750
South Carolina	3	1	.750
South Dakota	3	1	.750
Tennessee	4	6	.400
Texas	35	60	.368
Utah	1	4	.200
West Virginia	1	5	.167
Virginia	3	4	.429
Washington	3	1	.750
West Virginia	0	5	.000
Wisconsin	2	3	.400
Wyoming	1	2	.333

Of Note: Kansas State women's basketball has played a regular season or tournament game in 42 of the 50 states in the US, adding West Virginia to the list on Feb. 26, 2013. The states K-State women's basketball has not played a game in are: Alaska, Delaware, Hawaii, Kentucky, Maine, North Dakota, Rhode Island and Vermont.

K-State has played regular season games in the Bahamas, Mexico and the US Virgin Islands.



Just Do It. 



NIKE.COM



GENE TAYLOR

Director of Athletics | Second Year | Arizona State '80; St. Thomas (Fla.) University '85

TAYLOR FILE

PERSONAL

Year at K-State: First

Date Hired: April 17, 2017

Spouse: Cathy

Children: Casey and Jared

EDUCATION

Arizona State (1980), B.A. Business Management

St. Thomas University (Fla.) (1985), M.S. Sports Administration

Taylor's Trophy Case:

- 2012 NACDA FCS Central Region AD of the Year
- 2012 Blue Key Honor Society Doctor of Service Award (NDSU)
- 2008 NACDA FCS Central Region AD of the Year



Gene Taylor, who spent more than a decade leading North Dakota State to championship levels of success as its Director of Athletics before serving as the Deputy Athletics Director at Iowa, was named the Director of Athletics at K-State in April 2017.

Taylor's first year in the Little Apple was met with championship performances on the field and in the classroom, in addition to finalizing a senior leadership team, meeting K-Staters from all over the country, continued fundraising success and immediately continuing to improve the facility infrastructure to enhance the experience of all Wildcat student-athletes. Highlighting the first 12 months on the job competitively were a Big 12 Outdoor Women's Track and Field championship, a bowl win over UCLA and an Elite 8 appearance from the men's basketball team, while Taylor and staff fundraised and announced plans for a new \$15 million Baseball and Soccer Facility that is set to break ground in the next few months.

In addition to achieving a budget surplus for the ninth straight year, the department also saw overall cash gifts to the department in FY 2018 total \$30.9 million, of which a record \$18.9 million was designated for the Ahearn Fund annual giving program surpassing its budgeted goal.

As Athletics Director at North Dakota State, Taylor immediately spearheaded a comprehensive evaluation of the Bison athletic department in 2001, all while successfully guiding the athletics program through the unpredictable waters of reclassification to NCAA Division I from Division II and securing conference affiliations for all 16 sports. The Bison are currently members of The Summit League, Missouri Valley Football Conference and the Big 12 Conference (wrestling).

Taylor also played an instrumental part of forming the Great West Football Conference in February 2004, an affiliation that gave the Bison football program an immediate home in Division I.

The success of the football program is well documented, highlighted by three-straight FCS National Championships in 2011, 2012 and 2013 under head coach Craig Bohl as the Bison quickly became one of the most revered football programs in all levels of college sports.





The Taylor family

In addition to football, the NDSU men's basketball, women's volleyball, softball and women's golf programs all regularly qualified for NCAA tournaments, highlighted by softball advancing to the 2009 Super Regional, while the Bison totaled 53 Summit League team championships since 2009 under Taylor's guidance in addition to 62 Academic All-Americans, three NCAA Woman of the Year national qualifiers, four NCAA Elite 89 selections and 20 NCAA Postgraduate Scholarship winners.

The NDSU athletics budget tripled from \$5 million in Taylor's first year to \$15 million, while the scholarship endowment grew to \$11.2 million, and Team Makers booster club support tripled from \$750,000 to \$2.8 million.

In 2014, Taylor accepted the role of deputy athletics director at Iowa where he has been responsible for the administrative oversight of the department's day-to-day operations while also serving as the leading advisor to the Director of Athletics and the primary decision maker in his absence.

He also supervises and manages all the department's administrative units, capital projects as well as serving as the direct sport supervisor for field hockey, men's and women's tennis, men's and women's swimming and diving, women's soccer, baseball and wrestling. Taylor also has oversight of the football and men's and women's basketball programs daily operations, which included postseason and bowl travel coordination.

Twice Taylor has been recognized for his success by the National Association of Collegiate Directors of Athletics. He was selected as the FCS Central Region AD of the Year in June 2008 and June 2012. Taylor received the Blue Key Honor Society Doctor of Service Award, one of the most prestigious honors an NDSU faculty member can be bestowed, in April 2012.

A student assistant to the associate athletics director in his undergraduate days at Arizona State University, Taylor arrived at NDSU after a 15-year stint at Navy (1986-2001) as an administrative assistant, assistant ticket

manager, ticket manager, assistant athletic director for tickets and operations, and associate athletic director.

Taylor is a 1980 business management graduate of Arizona State, and he received his master's degree in sports administration in 1985 from St. Thomas University in Florida.

He worked in the ticket office at Southern Methodist University in 1985-86 before joining the Naval Academy. His tenure at Navy included serving as the commissioner of the five-team Collegiate Sprint Football League that includes Army, Navy, Penn, Princeton and Cornell.

Taylor and his wife, Cathy, have one daughter, Casey, and a son, Jared. Casey graduated from North Dakota State with a degree in sports management and works in the Minnesota Athletics Department, while Jared attends Northern State University in South Dakota where he plays football.

K-STATE ATHLETICS, INC., BOARD OF DIRECTORS



CINDY BONTRAGER
 VP of Administration and
 Finance Secretary-Treasurer



PAT BOSCO
 VP of Student Life and Dean
 of Students



GENE TAYLOR
 Chairman and Chief
 Executive Officer
 Director of Athletics



LINDA COOK
 Chief of Staff
 Dir. of Community Relations



CHARLES TABER
 Provost and Senior Vice
 President



BE STONEY
 Faculty Athletic
 Representative



JILL SHIELDS
Deputy AD/
Sr. Woman Admin.



LINDSEY BABCOCK
Executive Associate AD for
Compliance



SCOTT GARRETT
Executive Associate AD for
External Operations/Chief
Revenue Officer



CASEY SCOTT
Executive Associate AD for
Internal Operations &
Event Management



BRUCE SHUBERT
Executive Associate AD for
Finance & Administration/
CFO



KENNY LANNOU
Sr. Associate AD for
Communications and
Public Relations



JOSH McCOWAN
Sr. Associate AD for
Development and
Advancement



CHARLIE THOMAS
Sr. Associate AD for
Capital Projects



DAREN KOUDELE
Associate AD/Compliance



**JEREMY
NIEDERWERDER**
Associate AD/Facilities



JONI SMOLLER
Associate AD for
Fan Experience and Sales



DR. BE STONEY
Faculty Athletics
Representative

ATHLETICS DEPARTMENT DIRECTORY

ATHLETICS DIRECTOR 785.532.6910
Gene Taylor, Athletics Director
Vicki Jones, Executive Assistant to Athletics Director

BUSINESS 785.532.6252
Bruce Shubert, Executive Assoc. AD/Finance & Administration
Andrew Shimon, Director of Information Technology
Aaron Lane, Computer Information Specialist
Jason Toews, Senior Accountant
April Stoddard, Senior Accountant
Cindy Williams, Human Resource Manager
Karen Biehler, Human Resource Specialist II

BROADCASTING/K-STATEHD.TV 785.532.2700
Wyatt Thompson, Dir. of Sportscasting & Public Relations
Brian Smoller, Sportscasting/Dir. of Video Services
Andy Liebsch, Asst Dir. of Video Services
Norm Burge, Senior Video Engineer
Preston Koerner, Video Producer
Dakota German, Video Producer

COMPLIANCE 785.532.3990
Lindsey Babcock, Executive Associate AD for Compliance
Daren Koudele, Associate AD/Compliance
Brady Fritz, Assistant Dir. of Compliance
Katie Bell, Coordinator for Compliance
Vera White, Compliance Assistant

DEVELOPMENT 785.532.7932
Josh McCowan, Sr. Assoc. AD/Development
Rob Heil, Asst AD/Development
Mike Clark, Senior Dir. of Development
Matt Giller, Dir. of Development/Annual Giving
Austin Schilling, Senior Dir. of Development
Erica Schilling, Associate Dir. of Development
Will Cooper, Assistant Dir. of Development
Katie Larson, Donor Relations & Gift Processing Coordinator
Susan Shipman, Sr. Dir. of Hospitality & Special Events

OPERATIONS/FACILITIES/EVENT MANAGEMENT 785.532.7713
Casey Scott, Executive Assoc. AD/Internal Operations and Event Mgt.
Charlie Thomas, Sr. Assoc. A.D. for Special Projects
Jeremy Niederwerder, Sr. Assoc. AD/Facilities & Capital Projects
Brian Cordill, Assistant AD for Event Ops
Trey Borgrud, Assistant Dir. of Event Ops
Jim Muller, Dir. of Venue Ops/Security
RJ Bokelman, Dir. of Facilities Ops
Ken Kary, Senior Facility Maintenance Manager
Elias Noa, Operations Maintenance/Repair
Michael Barton, Facility Maintenance Supervisor
Mary Lough, Athletics Ops Accountant

SPORTS MEDICINE 785.532.5880
Matt Thomason, Director of Sports Medicine
Mindy Hoffman, Associate Athletic Trainer
Luke Sauber, IFBC Sports Medicine Coordinator/Asst. Athletic Trainer
Becca Fitzgerald, Assistant Athletic Trainer
Zack Davis, Assistant Athletic Trainer
Emily Trausch, Assistant Athletic Trainer
Simeon Seller, Assistant Athletic Trainer
Blaine Burris, Assistant Athletic Trainer
Brandon Harvey, Assistant Athletic Trainer
Lizzy Kienstra, Assistant Athletic Trainer
Madison Fabrizio, Athletic Trainer
Scott Trausch, Sport Dietitian/Nutritionist
Katie LeMair, Asst. Sport Dietitian/Nutritionist
Dr. Anne Weese, Director of Mental Wellness/Sport Psychology

STRENGTH/CONDITIONING 785.532.7015
Chris Dawson, Dir. of Strength & Conditioning
Danny Cavender, Head Strength & Conditioning Coach for Olympic Sports
Darren Honeycutt, Assistant Strength Coach
Corey Meredith, Assistant Strength Coach
AJ Kloss, Assistant Strength Coach
Joshua Cyr, Assistant Strength Coach
Ben O'Donnell, Assistant Strength Coach
Evan Rapp, Assistant Strength Coach
Christa Ryan, Assistant Strength Coach

OFFICE OF STUDENT-ATHLETE SERVICES 785.532.5190
Jill Shields, Deputy Athletics Director/SWA
Kristin Waller, Assistant AD of Student-Athlete Services
Bill Banks, Asst. Dir. of Student-Athlete Services
Liane Fowler, Dir. Specialized Learning & Tutorial Program
Arin Dunn, Dir. of Student-Athlete Development
Kim Gross, Academic Counselor
Jamie Hamor, Academic Counselor
Marissa Edwards, Academic Counselor
Jana Buehler, Asst. Dir. Specialized Learning & Tutorial Program
Maryclare Wheeler, Academic Counselor
Brandi Glessner, Student-Athlete Services Coordinator
Rebekah Thornton-Savage, Learning Specialist

TICKET OPERATIONS 800.221.CATS
FAN EXPERIENCE & SALES 785.532.6911
Scott Garrett, Executive Assoc. AD/External Operations/Chief Revenue Officer
Joni Smoller, Assoc. AD of Fan Experience and Sales
Brett Eakin, Dir. Fan Experience
Tami Breyer, Dir. of Licensing
Ron Cook, Dir. of Graphic Design
Leon Jackson, Director of Ticketing Services
Adam Prough, Sr. Dir. of Sales & Analytics
Dani Ruoff, Head Cheer Coach



KANSAS STATE COMPLIANCE OFFICE STAFF



LINDSEY BABCOCK
Executive Associate Athletics
Director for Compliance



DAREN KOUDELE
Associate Athletics
Director for Compliance



BRADY FRITZ
Asst. Compliance
Director



KATIE BELL
Coordinator for
Compliance



VERA WHITE
Compliance Assistant

KANSAS STATE UNIVERSITY DEPARTMENT OF INTERCOLLEGIATE ATHLETICS

MISSION STATEMENT

Our mission is to foster a culture in which our student-athletes have every opportunity to reach their maximum potential academically, athletically, mentally and socially while operating an organization that is anchored by a genuine commitment to K-State, our supporters and each other.

STRATEGIC PRIORITIES

- Cultivate and promote an atmosphere of compliance
- Encourage diversity and inclusiveness with all student-athletes, coaches and staff
- Grow and efficiently manage financial resources
- Foster a positive and inclusive department culture
- Provide the best fan experience in the Big 12
- Win championships
- Support student-athlete success and well-being

PHILOSOPHY STATEMENT

The Department of Intercollegiate Athletics shall assure that all intercollegiate sports programs and department operations are consistent with the mission of Kansas State University. Student-athletes and department employees should be treated fairly and equitably regardless of gender or race. All department activities will be conducted within the rules, regulations and policies of Kansas State University, the Big 12 Conference and the NCAA.

The Department's decision-making process shall be based upon consideration of the academic, emotional and physical welfare of every current and future student-athlete. The learning experience to be provided to student-athletes should promote social, moral, emotional, cultural, and vocational growth and development and should emphasize the value of sportsmanship, loyalty, teamwork, & individual accountability. An environment promoting excellence will allow the physically talented and gifted student-athlete to achieve maximum potential.

NCAA RULES & REGULATIONS

Dear Wildcat Alumni and Friends,

The support and loyalty of our fans is a cornerstone of the K-State Athletic Department. We truly appreciate your outstanding support. As dedicated fans, you must be committed to compliance with the rules and regulations of the NCAA and the Big 12 Conference.

Under NCAA regulations, K-State is held responsible for the actions of our boosters. "Representative of Athletic Interest" boosters may not engage in any recruitment activities or provide any benefits or privileges to prospective or enrolled student-athletes. This informational page has been developed to assist in the continuing education of our K-State family.

Please carefully read the information that is provided on this page. The K-State Athletic Department is proud to have your loyal support and continued interest in its athletics programs. As we strive for a model intercollegiate athletics program, we must always maintain the highest standards of ethical conduct and integrity. With your assistance and cooperation, we believe we can accomplish our goals.

If you have any questions about various rules and regulations, please do not hesitate to contact the Athletics Compliance Office.

Your cooperation, compliance and support are greatly appreciated.

Sincerely,
Gene Taylor, Director of Athletics

Are you a "Representative of Athletics Interests" (booster)?

A 'representative' of K-State's athletics interests is any individual who is known (or who should have been known) by a member of K-State's athletics administration to:

- Have participated in or are a member of an agency or organization promoting K-State athletics; (e.g. Catbacker Club)
- Have made financial contributions to the athletic department or to an athletic booster organization of K-State; (e.g. Ahearn Fund donor)
- Have been involved in otherwise promoting K-State's athletic program; or
- Bought or received season tickets to a K-State athletics event.

Definition of an Extra Benefit?

An extra benefit is any special arrangement by an institutional employee or representative of the institution's athletics interests to provide a student-athlete or the (student-athlete's relatives or friends) with a benefit not authorized by NCAA legislation.

You can NOT provide any of the following to a student-athlete or their relatives, family or friends:

- Special discounts on shoes, clothing, or other items
- Use of an automobile or transportation of any type
- Rent-free or reduced-cost housing for any length of time
- Entertainment (e.g., cash, or use of your home or other items of value, tickets to an athletic, institutional or community event)
- Employment based on the student-athlete's athletic ability/reputation
- Payment for or use of a student-athlete's name, picture, or appearance to advertise the sale of a commercial product or to promote your commercial business
- Gifts or free or reduced cost services such as laundry, haircuts, and legal fees
- Awards, gifts of any kind, or compensation for a student-athlete's tickets
- A loan of money or co-signing a loan
- Preferential treatment of items/services not available to K-State students or the general public.

This is not an exhaustive list! If you have any questions about what you can and cannot do for a student-athlete, please call the Compliance Office before you provide any item or service. If you make a mistake the student-athlete and K-State will suffer the consequences.

Employment of Student-Athletes

Student-athletes may be employed by representatives of athletics interests provided their compensation is only for work actually performed and commensurate with the going rate for the job they are performing.

Such compensation may not be based on the value the student-athlete may have for their employer because of the publicity, reputation, fame or personal following associated with their athletics ability.

Who is a "Prospective Student-Athlete" (recruit)?

The NCAA defines a prospective student-athlete (prospect) generally as any student who has started classes for the ninth grade (regardless of whether K-State is recruiting that individual). An individual remains a prospect until one of the following occurs:

- The individual officially registers and enrolls in full-time and attends classes in any regular term during K-State's academic year;
- The individual participates in a regular squad practice or competition at K-State that occurs before the beginning of the academic term (e.g., football, volleyball, or soccer in the fall); or
- The individual officially registers, enrolls and attends classes during the summer prior to initial enrollment and receives athletics aid.

Recruiting and Contact Rules for Prospective Student-Athletes

Only coaches and athletic staff members are permitted to be directly or indirectly involved in the recruitment of prospects. All representatives of the university who are not members of the athletic department staff are prohibited from contacting a prospect by telephone, in person (on or off campus), or in writing (including use of social media) for the purpose of encouraging his/her enrollment and or athletics participation at K-State.

Q.What if a prospect calls an athletics representative?

A. An athletic representative may have a telephone conversation with a prospect ONLY if the prospect initiates the call. An institutional staff member may not prearrange such a call. Any questions about K-State's athletics program should be referred to the Athletic Compliance Office or the appropriate coach.

Q. May an athletics representative speak to a K-State coach if a prospect is with the coach?

A. If a K-State coach is with a prospect, DO NOT approach the coach until the prospect and their family have departed. Coaches are not permitted to introduce prospects to representatives because representatives are not permitted to have any contact with prospects, on or off-campus.

Q. What if a prospect approaches an athletics representative at an on- or off-campus location regarding the K-State athletics program?

A. If a prospect approaches an athletics representative regarding our athletics program, on- or off-campus, the representative should explain to him/her that NCAA rules do not permit the discussion of the athletics program and refer the prospect to the appropriate K-State coach.

Q. Is it permissible for an athletic representative to provide prospects (or their friends or relatives) transportation to or from the K-State campus?

A. NO, athletic representatives should not provide any recruiting benefits or inducements to prospects.

Preferential Treatment & Established Family Relationships:

NCAA rules and regulations concerning contact with prospects are not intended to affect established family relationships that pre-date an individual becoming a prospect. You should feel free to continue these relationships and remember that contact is permitted as long as it is not made for recruiting purposes. However, please keep in mind that student-athletes are not permitted to receive preferential treatment, benefits, or services based on their athletics reputation or pay-back potential as future professional athletes.

Questions?

Please contact Lindsey Babcock (Executive Associate Athletics Director for Compliance), Daren Koudele (Associate Athletics Director of Compliance), Brady Fritz (assistant director) or Vera White (compliance assistant) in the athletics compliance office at (785) 532-3990.



MIKE DIBBINI
Women's Soccer | 2nd year



SUZIE FRITZ
Women's Volleyball | 17th year



RYUN GODFREY
Cross Country | 4th year



BRAD HILL
Baseball | 15th year



KRISTI KNIGHT
Women's Golf | 23rd year



JEFF MITTIE
Women's Basketball | 4th year



GRANT ROBBINS
Men's Golf | 4th year



CLIFF ROVELTO
Track and Field | 30th year



BILL SNYDER
Football | 26th year



DANIELLE STEINBERG
Women's Tennis | 4th year



PATRICK SWEENEY
Women's Rowing | 15th year



BRUCE WEBER
Men's Basketball | 6th year

2017-18 K-STATE ATHLETICS YEAR IN REVIEW

Team	Overall W-L	Big 12 W-L	Big 12 Finish	Big 12 Postseason	NCAA Postseason
Baseball	23-31	5-19	9th	—	—
[M] Basketball	25-12	10-8	4th	Semifinals [1-1]	NCAA Elite Eight [3-1]
[W] Basketball	18-16	7-11	t7th	Semifinals [1-1]	WNIT Third Round [2-1]
[M] Cross Country	—	—	4th	—	Midwest Regional [10th]
[W] Cross Country	—	—	—	9th	Midwest Regional [19th]
Football	8-5	5-4	t4th	—	Cactus Bowl [W, 35-17]
[M] Golf	—	—	—	10th	Jeremy Gandon (Individual; T30th)
[W] Golf	—	—	—	8th	Connie Jaffrey (Individual; T57th)
[M] Indoor Track	—	—	—	6th	—
[W] Indoor Track	—	—	—	5th	NCAA Championships (t27th)
[M] Outdoor Track	—	—	—	3rd	NCAA Championships (t27th)
[W] Outdoor Track	—	—	—	1st	NCAA Championships (t17th)
[W] Rowing	—	—	—	5th	—
[W] Soccer	6-11-1	1-8	10th	—	—
[W] Tennis	15-11	4-5	t5th	Quarterfinals [0-1]	NCAA Second Round [1-1]
[W] Volleyball	10-19	3-13	9th	—	—

2017-18 K-STATE ATHLETICS HONORS & AWARDS

All-Americans (12):

Aaron Booth (Men's Outdoor Decathlon), **Will Geary** (Football), **Helene Ingvaldsen** (Women's Outdoor Hammer Throw), **Janee' Kassanavoid** (Women's Outdoor Hammer Throw), **Shadae Lawrence** (Women's Outdoor Discus), **Ranae McKenzie** (Women's Outdoor 400 Meter Hurdles), **D.J. Reed** (Football), **Dalton Risner** (Football), **Nina Schultz** (Women's Indoor Pentathlon, Women's Outdoor Heptathlon), **Tejaswin Shankar** (Men's Outdoor High Jump), **Terrell Smith** (Men's Indoor 200 Meters, Men's Outdoor 200 Meters), **Jess St. John** (Women's Outdoor Shot Put).

Academic All-Americans (2):

Adam Holtorf (Football), **Shaelyn Martin** (Women's Basketball).

All-Big 12 Selections (27):

Baseball — 2, Men's Basketball — 2, Women's Basketball — 2, Football — 13, Men's Golf — 1, Women's Golf — 1, Rowing — 2, Tennis — 3, Volleyball — 2.

National Individual Champions (1):

Tejaswin Shankar (Men's Outdoor High Jump).

Big 12 Individual Champions (5):

Mitch Dixon (Men's Indoor Weight Throw), **Jeremy Gandon** (Men's Golf), **Janee' Kassanavoid** (Women's Outdoor Hammer Throw), **Ranae McKenzie** (Women's Outdoor 400 Meter Hurdles), **Nina Schultz** (Women's Indoor High Jump).

Academic All-Big 12 Selections (149):

Baseball — 9, Men's Basketball — 4, Women's Basketball — 5, Men's Cross Country — 9, Women's Cross Country — 5, Football — 28, Men's Golf — 6, Women's Golf — 1, Rowing — 28, Women's Soccer — 10, Women's Tennis — 1, Men's Track & Field — 15, Women's Track & Field — 20, Volleyball — 9.

Specialty Awards:

Maria Linares — Big 12 Tennis Freshman of the Year, ITA Central Region Rookie of the Year; **Shaelyn Martin** — Big 12 Women's Basketball Scholar-Athlete of the Year; **Brett Neely** — Big 12 Men's Track and Field Co-Scholar Athlete of the Year; **Cliff Rovelto** — Big 12 Women's Coach of the Year; **Nina Schultz** — Big 12 Indoor Women's Track & Field Top Point Scorer, USTFCCA Midwest Region Women's Field Athlete of the Year; **Danielle Steinberg** — ITA Central Region Coach of the Year.



Thank you for your interest in Kansas State women's basketball. The K-State Athletics Communications Office has produced the 2018-19 media guide to assist in your coverage of the Wildcats. Please feel free to contact any member of our staff with questions, requests or concerns. We look forward to working with you throughout the 2018-19 season.

MEDIA INTERVIEWS

All interviews with Kansas State players and coaches must be requested and arranged through the K-State Athletics Communications Office. Please be advised that all interview requests must be submitted **24 hours in advance**. Players and coaches' home or mobile phone numbers will NOT be given out.

Practices are closed to the public and the media. Players and coaches will be made available for interviews immediately following practice on specified days either in the Ice Family Basketball Center or Bramlage Coliseum. All interview requests for those post-practice interview sessions must be made in advance with the K-State Athletics Communications Office. Please be advised that regularly scheduled interview days may not be conducted due to team travel.

Game day interviews during shootarounds or prior to tip-off are not permitted unless request is affiliated with the television network broadcasting that day's game. See 'Postgame Policy' for additional information.

WORKING CREDENTIALS

The Kansas State Athletics Communications Office should receive all credential requests no later than five days prior to the specified game. Requests can be made on official letterhead and addressed to:

Women's Basketball SID
Kansas State Department of Athletics
West Stadium Center, 1800 College Avenue
Manhattan, KS 66502-3355

Requests may also be faxed to the Athletics Communications Office at 785-532-6093 or sent via e-mail to Randy Peterson (rpeterson@kstatesports.com). Because of mail service, media passes will not be mailed in most instances. If this is the case, passes may be picked up two hours before tip-off at Gate 7 of the east parking lot of Bill Snyder Family Stadium/Bramlage Coliseum. Individuals picking up credentials will be required to

furnish positive identification. All credentials are non-transferable and are issued based on Kansas State's credential policy.

Admission to courtside press row is for working media only. Only media members with official K-State credentials will be admitted.

Note: Friends, spouses and children are not welcome in the press area.

PRESS PARKING

Press parking is located on the east side of Bramlage Coliseum near the Ice Family Basketball Center and will be provided upon request on a first-come, first-serve basis as available. A parking pass must be requested two days prior to the scheduled game. Contact the Kansas State Athletics Communications Office regarding details and directions to press parking areas.

VISITING RADIO

To inquire about using existing radio courtesy lines, visiting radio stations should contact Ben Boyle, General Manager of the K-State Sports Network. He may be reached at 785-532-1000. Only those stations recognized as the official originator for the visiting team will be afforded broadcast facilities. Visiting team radio personnel will be seated next to their respective team bench on the south end of the scorer's table with a maximum of three seats available.

PHOTOGRAPHERS

Only accredited photographers on assignment from recognized media outlets will be issued baseline credentials. In accordance with NCAA rules, no freelance photographers will be admitted courtside. All photographers must have a media pass to shoot inside Bramlage Coliseum. Flash photography is prohibited.

WEBSITES

Kansas State reserves the right to deny media credentials to any individual whose website is not affiliated with an official news-gathering organization or publication. Credentials will be issued to official online services of national, over-the-air or cable networks or established publications which are staffed by full-time employees (i.e. ESPN.com, SI.com, CBS Sports, etc.) and then with a maximum of one credential.

Credentials will not be granted to any online agency operating sites that are in any way affiliated with gambling, or to "freelance"

or "fan-based" sites that are not affiliated with a legitimate news gathering organization. Membership in a writer's association (i.e. USBWA) does not automatically qualify an agency for credentials.

Additionally, online services are prohibited from "real time" (also known as "cybercast") transmission of all Kansas State Athletics events. Those rights are co-owned by Kansas State University, the Big 12 Conference and Learfield Communications.

POSTGAME POLICY

Kansas State's locker room is closed. Media on press row will be asked to submit a list of player requests to Assistant Director of Athletics Communications Randy Peterson during the last 7 minutes of the game. Coach Mittie and requested players will be available in a designated postgame interview room located at the top of the Bramlage Coliseum tunnel. The visiting team coach and selected players will be made available in the designated interview room prior to K-State.

Those interested in audio-taping grouped interviews should connect their recorders to the distribution amplifier (mult box) provided. Output from the device is microphone level, terminated in 1/80 two-conductor plugs and jacks, or three-pin standard microphone male connectors.

TELEPHONES

A limited number of charge-per-call telephones are located on press row, and phones in the Seaton Media Room will be available for filing after the game on a first-come, first-serve basis.

All media wishing to have phone lines installed on press row will be responsible for making their own arrangements. Phones may be ordered from the KSU Telecommunications Office at 785-532-7001.

MEDIA ROOM LOCATION

The Seaton Media Room in Bramlage Coliseum is located just to the right of the tunnel when exiting the floor on court level. Work space is provided in the room with official game programs, media guides, game notes and flipcards available prior to the game. Complete statistics, will be available at halftime and immediately following the game. Final books will be distributed to the designated postgame interview room, media room, press row and both locker rooms. A pregame meal is served to the working media 90 minutes prior to the game in a room located at the top of the south tunnel in Bramlage Coliseum.



LISTENING TO THE WILDCATS

Brian Smoller is in his 13th year as the play-by-play voice of the Kansas State women's basketball program. In addition to his basketball duties for the network, Smoller hosts the K-StateHD.TV Gameday pregame show for football games. He also provides play-by-play for K-State baseball and is in his 10th year as Sportscasting/Director of K-StateHD.TV for the K-State athletic department.

A 1999 K-State graduate, Smoller has won 15 Kansas Association of Broadcasters awards, including five first place awards for play-by-play. He is the only sportscaster in Kansas history to win a KAB award for play-by-play of four sports, volleyball, football, basketball, and baseball.

In 2003, Smoller was named the Oscar Stauffer Kansas Sportscaster of the Year. Brian and his wife, the former Beth Caskey, currently reside comfortably in St. George, Kan., and have a son, Brady, and a daughter, Brenna.

Former Wildcats Missy Decker Heidrick and Kristin Waller and K-State Assistant Director of Athletics Communications Randy Peterson will serve as the color commentators for all broadcasts as well.

JEFF MITTIE RADIO SHOW

Affiliates on the K-State Sports Network will carry the Jeff Mittie Radio Show, a live call-in show hosted by Brian Smoller each Monday during the 2018-19 season. The show originates from Old Chicago located at 2001 Clock Tower Place in Manhattan on Monday evenings from 6-7 p.m. and is open to the public. An updated radio show schedule will be posted on www.kstatesports.com.

JEFF MITTIE TELEVISION SHOW

The biweekly Jeff Mittie Television Show can be seen throughout the Midwest each Wednesday during the Big 12 Conference season on Fox Sports Midwest and Fox College Sports. The half-hour program, produced by K-StateHD.TV and hosted by Brian Smoller, features head coach Jeff Mittie, along with player and coach spotlights, highlights and a preview of upcoming games.

CREDENTIAL POLICY AND OTHER GUIDELINES

Credentials and working space for media members are issued at the sole and exclusive discretion of the Kansas State Athletics Communications Office based on the following priorities and guidelines:

1. Originating radio and television personnel involved in a live broadcast.
2. Daily newspapers and websites regularly covering Kansas State University, the current-game opponent or another Big 12 school. Wire services, regional and national publications are also afforded this priority.
3. Non-originating radio and television personnel producing reports on the game. Only local radio stations with a full-time sports director conducting a regular sports show receive consideration.
4. Officially recognized Kansas State University student publications or electronic media outlets.
5. Non-daily newspapers reporting on the game.

OTHER CREDENTIAL GUIDELINES

1. With the exception of beat writers covering Kansas State daily, all passes are issued on a game-by-game basis with consideration of available working space.
2. Passes are non-transferable and are subject to immediate revocation if transferred to non-working members of a media outlet.
3. Kansas State University and the NCAA prohibit the issuance of credentials to representatives of organizations that regularly publish gambling information, such as "tout" or "tip" sheets.
4. Kansas State University reserves the right to deny media credentials to any individual whose website is not affiliated with a recognized news-gathering organization.
5. All persons picking up credentials will be required to furnish positive identification. All credentials are non-transferable.
6. Spouses, dates, non-workers and anyone under 16 years of age are not permitted in the working press area.
7. Restrictions have been made on the usage of internet video of K-State Athletic events. Highlights of game action and/or press conferences from K-State events are limited to and cannot exceed three (3) minutes in length per event.

WILDCAT BASKETBALL ON THE AIR

K-State women's basketball is on the air! The 2018-19 season marks the 13th season of the K-State Sports Network, a joint venture of Kansas State Athletics and Learfield Communications. Learfield Communications is a national leader in collegiate sports broadcasting and marketing, owning the rights to 50 of the nation's top collegiate programs.



The network distributes its digital-quality audio stream via satellite to more than 30 affiliates across the states of Kansas and Nebraska. The network also provides play-by-play coverage of K-State football, men's basketball, volleyball and baseball. Weekly coaches shows for football and men's and women's basketball supplement the live event coverage.

During the 2018-19 season, 29 network affiliates across the state of Kansas will carry either a full or partial schedule of K-State women's basketball games this season. An updated network affiliate schedule will be posted on www.k-statesports.com if changes are made during the season.

2018-19 NETWORK AFFILIATES

AIRING FULL SCHEDULE

CITY	CALL LETTERS	FREQUENCY
Manhattan	KMAN	1350
North Fort Riley	KBLS-FM	102.5
Topeka	WIBW-AM	580
Topeka	WIBW-FM	104.9
Wichita	KQAM-AM	1480

AIRING PARTIAL SCHEDULE

CITY	CALL LETTERS	FREQUENCY
Beloit	KSVF-AM	1190
Beloit	KSVF-FM	105.5
Clay Center	KCLY-FM	100.9
Coffeyville	KGGF-AM	690
Colby-Goodland	KRDQ-FM	100.3
Dodge City	KAHE-FM	95.5
Great Bend	KZRS-FM	107.9
Hiawatha	KNZA-FM	103.9
Junction City	KJCK-AM	1420
Kansas City	KWOD-AM	1660
Liberal	KSMH-AM	1470
Marysville	KNDY-AM	1570
Marysville	KNDY-FM	94.1
Norton	KQNK-AM	1530
Norton	KQKK-FM	106.7
Phillipsburg	KKAN-AM	1490
Phillipsburg	KQMA-FM	92.5
Pittsburg	KSEK-AM	1340
Russell	KRSL-AM	990
Russell	KRSL-FM	98.1
Salina	KSAL-AM	1150
Scott City	KSKL-FM	94.5
Seneca	KMZA-FM	92.1
Wichita	KQAM-AM	1480
Winfield	KWLS-FM	107.9

K-STATEHD.TV

K-StateHD.TV is a high-definition digital network providing K-State a world-wide connection for athletic and academic endeavors. A free service, viewers get over 1,000 Wildcat videos a year, including around 30 live events. Other features include pregame shows, weekly and postgame press conferences, and commercial free on-demand viewing of every football game and all home men's basketball, women's basketball, women's soccer, volleyball, and baseball games (within 72 hours of event).

Established in 2011, K-StateHD.TV teams Kansas State University staff and undergraduate students with K-State Athletics' staff to produce around 70 live events for partners such as FS1, FSMW/KC, FCS, ESPN, ESPN3, and YUR Kansas (COX) each year. To learn more about K-StateHD.TV, visit www.k-statehd.tv.





KENNY LANNOU
Sr. Assoc. AD for
Communications and
Public Relations



TOM GILBERT
Director of MBB
Communications



RANDY PETERSON
Director of WBB &
SOC Communications



RYAN LACKEY
Director of Football &
Golf Communications



CHRIS BROWN
Associate Director



KEVIN MCCARTY
Director of
Internet Services



ELLA HENTON
Publications
Coordinator



CORBIN MCGUIRE
Creative Writing
Specialist



JAY MOLINE
Director of
Social Media &
Digital Engagement



CHRIS KUTZ
Director of
Social Media &
Creative Services



RON COOK
Graphics Coordinator



ANDY EISCH
Graduate Assistant



MARY GORMAN
Office Manager

K-STATE NATIONALLY RECOGNIZED

2014-15



2015-16



2016-17



2017-18



The K-State Athletics Communications Office has picked up several honors from the College Sports Information Directors of America (CoSIDA) over the last 13 years, including "Best in the Nation" honors for the 2014-15 and 2015-16 women's basketball media guides. The 2015-16 women's basketball media guide cover was also voted "Best in the Nation." The 2016-17 women's basketball media guide garnered second in the nation, while the 2017-18 edition finished third in the nation.

In addition to the media guides, K-State women's basketball game notes finished second in the nation in 2016-17 in the Game Notes - Winter Sports category.

SOCIAL MEDIA DIRECTORY

TWITTER

K-State WBB	@KStateWBB
K-State Athletics	@KStateSports
Jeff Mittie	@Jeff Mittie
Brian Ostermann	@THECoachO
Chris Carr	@CoachCarr43
Jayci Stone	@jaycistone
Ebony Gilliam	@ebony_gilliam
Sadie Murren	@CoachSayMurren
Gene Taylor	@KSTATEADGT

INSTAGRAM

@kstatwbb
@kstatesports

FACEBOOK

Facebook.com/KStateSports

The Kansas State University Athletic Communications Office is located on Dev Nelson Press Level of the West Stadium Center in Bill Snyder Family Stadium. Enter through Gate B of the West Stadium Center and take the south set of elevators to the sixth floor. Signs will guide you to the K-State Athletic Communications Offices.

MAILING ADDRESS

Kansas State Athletic Communications
1800 College Avenue, West Stadium Center
Manhattan, KS 66502

OFFICE PHONE: 785-532-6735

FAX: 785-532-6093

WEBSITE: www.kstatesports.com

SR. ASSOC. AD FOR ATHLETIC COMMUNICATIONS & PUBLIC RELATIONS

Kenny Lannou (Baylor '01)
Office: 785-532-7708 | E-mail: klannou@kstatesports.com

DIRECTOR OF MEN'S BASKETBALL COMMUNICATIONS

Tom Gilbert (Furman '98)
Office: 785-532-7979 | E-mail: tgilbert@kstatesports.com

DIRECTOR OF WOMEN'S BASKETBALL AND SOCCER COMMUNICATIONS

Randy Peterson (Grand View '02; Western Illinois '04)
Office: 785-532-7975 | Mobile: 785-587-7769 | E-mail: rpeterson@kstatesports.com

DIRECTOR OF FOOTBALL AND GOLF COMMUNICATIONS

Ryan Lackey (Kansas State '06)
Office: 785-532-7708 | E-mail: rlackey@kstatesports.com

ASSOCIATE DIRECTOR

Chris Brown (Idaho State '11) - VB, BSB, WTEN
Office: 785-532-7976 | E-mail: cbkutz@kstatesports.com

DIRECTOR OF SOCIAL MEDIA & DIGITAL ENGAGEMENT

Jay Moline | Office: 785-532-2722 | E-mail: jmoline@kstatesports.com

DIRECTOR OF SOCIAL MEDIA & CREATIVE SERVICES

Chris Kutz | Office: 785-340-5344 | E-mail: ckutz@kstatesports.com

DIRECTOR OF INTERNET SERVICES

Kevin McCarty | Office: 785-532-0912 | E-mail: kmccarty@kstatesports.com

PUBLICATIONS COORDINATOR

Ella Henton | Office: 785-532-7692 | E-mail: ehenton@kstatesports.com

GRADUATE ASSISTANT

Andy Eisch (Green Bay '16) - T&F, XC, Rowing, Secondary MBB and WBB
Office: 785-532-6735 | E-mail: aeisch@kstatesports.com

OFFICE MANAGER

Mary Gorman | Office: 785-532-6735 | E-mail: mgorman@kstatesports.com

STUDENT ASSISTANTS

DeAundra Allen (Ten)	Ian Jacobson	Jordan Urban
Hunter Corneliusen (WGolf)	Jaden Jeffery	Mattie Warner (Design)
Andrew Dodderidge	Alyssa Kirkland	Glenn Williams
Catalina Donnelly-Vazquez	Emily Lenk (Photo/Social)	Aaron Wintermote
Parker Eaves	Sydney Snyder (Social)	Nick Yuska (MGolf)
Cooper Kinley (Photo)	Emily Starkey (Photo/Social)	

PHOTOGRAPHER

Scott Weaver | Mobile: 816-260-0426 | E-mail: sweaverphotos@msn.com

OPPONENT SID CONTACTS

School	Contact	Office Phone
Arizona State	Steve Rodriguez	480-254-2489
Baylor	Kyle Roberts	254-710-3042
Central Arkansas	Josh Goff	501-450-5695
DePaul	Bob Sakamoto	773-325-7525
Iowa State	Nicole Leusink	515-294-7961
Kansas	Theresa Kurtz	785-864-7488
Lamar	TBD	409-880-7845
Little Rock	TBD	501-569-3403
North Texas	Becca Walters	940-369-8548
Northern Iowa	TBD	319-273-3642
Oklahoma	Tyler Pigg	405-325-3671
Oklahoma State	Ryan Cameron	405-744-4854
Omaha	Shad Beam	402-554-2140
Princeton	Warren Croxton	609-258-2630
Syracuse	Olivia Coiro	315-443-2608
TCU	Cameron Harris	817-257-5367
Texas	Sean Cartell	512-471-6039
Texas Tech	Jessika McKernan	806-834-0536
UMKC	TBD	816-286-7256
Vanderbilt	TBD	615-322-4121
West Virginia	Ashley Bailey	304-293-2821

PRINT

WIRE SERVICE

The Associated Press (Kansas City)

215 W. Pershing Road
Kansas City, MO 64108
PHONE: 816.421.4844
FAX: 816.421.3590
SPORTS EDITOR: Dave Skretta

NEWSPAPERS

Manhattan Mercury

318 North Fifth St.
Manhattan, KS 66502
PHONE: 785.776.2300 ext. 244
FAX: 785.776.8807
ONLINE: www.themercury.com
SPORTS EDITOR: Ryan Black
K-STATE BEAT WRITER: Justin Toscano
SPORTS WRITER: Greg Woods

Topeka Capital-Journal

616 SE Jefferson
Topeka, KS 66607
PHONE: 800.777.7171 ext. 1159
FAX: 785.295.1230
ONLINE: www.cjonline.com
SPORTS EDITOR: Tim Bisel

Kansas City Star

1729 Grand Blvd.
Kansas City, MO 64108
PHONE: 816.234.4355
FAX: 816.234.4360
ONLINE: www.kansascity.com
SPORTS EDITOR: Jeff Rosen
K-STATE BEAT WRITER: Kellis Robinett
COLLEGE WRITER: Blair Kerkhoff
COLUMNISTS: Sam Mellinger, Vahe Gregorian

Wichita Eagle

PO Box 820
Wichita, KS 67201
PHONE: 316.268.6251
FAX: 316.268.6536
ONLINE: www.kansas.com
SPORTS EDITOR: Kirk Seminoff
K-STATE BEAT WRITER: Kellis Robinett
COLUMNIST: Bob Lutz

Salina Journal

333 South Fourth Street
Salina, KS 67401
PHONE: 785.823.6363
FAX: 785.827.6060
ONLINE: www.saljournal.com
SPORTS EDITOR: Bob Davidson
K-STATE BEAT WRITER: Arne Green

Hutchinson News

PO Box 190
Hutchinson, KS 67504
PHONE: 800.766.5742
FAX: 620.662.4186
ONLINE: www.hutchnews.com
SPORTS EDITOR: Brad Hallier

K-State Collegian

Kedzie Hall
Manhattan, KS 66506
PHONE: 785.532.6556
FAX: 785.532.6456
ONLINE: www.kstatecollegian.com
SPORTS EDITOR: Tim Everson

SPECIALITY PUBLICATIONS

Powercat Illustrated

PHONE: 785.539.8041
FAX: 785.539.8067
ONLINE: www.gopowercat.com
PUBLISHER: Tim Fitzgerald
ASSOCIATE PUBLISHER/EDITOR: Becky Fitzgerald
ASSISTANT EDITOR: Scott Fritchen
MANAGING EDITOR: Jason Walker
BEAT WRITERS: Riley Gates

K-State Online

ONLINE: www.kstateonline.com
PUBLISHER: Matt Hall
ASSOCIATE PUBLISHER/EDITOR: Derek Young

Kansas Pregame Magazine

ONLINE: www.kansaspregame.com
PUBLISHER: John Baetz

TELEVISION

WORLD-WIDE

K-StateHD.TV

West Stadium Center
1800 College Avenue
Manhattan, KS 66502
PHONE: 785.532.5180
ONLINE: www.k-statehd.tv
DIRECTOR: Brian Smoller
PRODUCER/DIRECTOR: Andy Liebsch
VIDEO PRODUCERS: Preston Koerner, Dakota German

TOPEKA

KSNT-Kansas First News (NBC Affiliate Channel 27)

6835 NW HWY 24
Topeka, KS 66618
PHONE: 785.582.4000
FAX: 785.582.5283
ONLINE: www.ksnt.com
SPORTS DIRECTOR/ANCHOR: Pete Francis
REPORTER: Sully Engels

KTKA-Kansas First News (ABC Affiliate Channel 49)

6835 NW HWY 24
Topeka, KS 66618
PHONE: 785.582.4000
FAX: 785.582.5283
ONLINE: www.ksnt.com
SPORTS DIRECTOR/ANCHOR: Pete Francis
REPORTER: Sully Engels

WIBW (CBS Affiliate Channel 13)

631 SW Commerce Place
Topeka, KS 66615
PHONE: 785.272.6397
FAX: 785.272.1363
ONLINE: www.wibw.com
SPORTS DIRECTOR: Tyler Greever
REPORTER: Nicole Feyh

KANSAS CITY

KMBC (ABC Affiliate Channel 9)

6455 Winchester Avenue
Kansas City, MO 64133
PHONE: 816.221.9999
FAX: 816.421.4163
ONLINE: www.kmbc.com
SPORTS DIRECTOR: Len Jennings
REPORTERS: Len Dawson, Karen Kornacki

KCTV (CBS Affiliate Channel 5)

4500 Shawnee Mission Parkway
Fairway, KS 66205
PHONE: 913.677.5555
FAX: 913.677.7243
ONLINE: www.kctv5.com
SPORTS DIRECTOR: Michael Coleman
REPORTERS: Nathan Vickers, Danilyn Welniak

KSHB (NBC Affiliate Channel 41)

4720 Oak Street
Kansas City, MO 64112
PHONE: 816.753.4141
FAX: 816.932.4201
ONLINE: www.nbcactionnews.com
SPORTS DIRECTOR: Frank Boal
REPORTERS: Dee Jackson, Ryan Marshall

WDAF (FOX Affiliate Channel 4)

3030 Summit
Kansas City, MO 64108
PHONE: 816.753.4567
FAX: 816.561.4184
ONLINE: www.fox4kc.com
SPORTS DIRECTOR: Al Wallace
REPORTER: Jason Lamb

TIME WARNER SPORTS CHANNEL (Kansas City)

6550 Winchester Avenue
Kansas City, MO 64133
PHONE: 816.222.5500
FAX: 816.358.5479
ONLINE: www.twcsportschannel.com
ANCHORS/REPORTERS: Leif Lisee, Mick Shaffer, Brad Porter, Dave Stewart, Kennetra Pulliams, Chris Gough

WICHITA

KAKE (ABC Affiliate Channel 10)

1500 N. West Street
Wichita, KS 67203
PHONE: 316.946.1397
FAX: 316.943.5374
ONLINE: www.kake.com
SPORTS DIRECTOR: Chase Shannon
REPORTERS: Austin Clift, Chris Lilly

KSN (NBC Affiliate Channel 3)

833 N. Main Street
Wichita, KS 67203
PHONE: 316.265.3333; 316.292.1111
FAX: 316.292.1195
ONLINE: www.ksn.com
SPORTS DIRECTOR: Emily Gagnon
REPORTERS: Eric Naktin

KWCH (CBS Affiliate Channel 12)

2815 E. 37th North
Wichita, KS 67219
PHONE: 316.838.1212
FAX: 316.831.6180
ONLINE: www.kwch.com
ANCHORS/REPORTERS: Will Kunkel, Jacob Albracht, Reggie Wilson, Gardner Royce

RADIO

K-State Sports Network

1800 College Avenue
Manhattan, KS 66502
PHONE: 785.532.1000
FAX: 785.532.2004
GENERAL MANAGER: Ben Boyle
PLAY-BY-PLAY: Wyatt Thompson
ANALYST: Stan Weber
SIDELINE REPORTER: Matt Walters
PREGAME HOST: Bruce Haertl

KMAN/K-ROCK (1350 AM/101.5 FM)

2414 Casement Road
Manhattan, KS 66502
PHONE: 785.776.1350
FAX: 785.539.1000
ONLINE: www.1350kman.com
PROGRAM DIRECTOR: Dave Lewis
SPORTS DIRECTOR: John Kurtz

KQLA/KJCK (103.5 FM/94.5 FM/1420AM)

PO Box 789
Junction City, KS 66441
PHONE: 785.587.0103; 785.762.5525
FAX: 785.762.5387
ONLINE: www.kqla.com/www.kjck.com
PROGRAM DIRECTOR: Jerry Brecheisen
NEWS DIRECTOR: Dewey Terrill

KCSP (610 AM)

4935 Belinder Road
Westwood, KS 66205
PHONE: 913.677.8998
FAX: 913.677.8080
ONLINE: www.610sports.com
PROGRAM DIRECTOR: John Hanson

KGSO (1410 AM)

1632 South Maize Road
Wichita, KS 67209
PHONE: 316.721.4407
FAX: 316.721.8276
SPORTS DIRECTOR: Chris Solwecki

KSAL (1150 AM)

Box 80
Salina, KS 67402
PHONE: 785.823.1111
FAX: 785.823.2034
ONLINE: www.ksallink.com
SPORTS DIRECTOR: Mike Hammett

WHB (810 AM)

6721 W. 121st Street
Overland Park, KS 66209
PHONE: 913.344.1500
FAX: 913.344.1599
ONLINE: www.810whb.com
SPORTS DIRECTOR: Kevin Kietzman

WIBW (580 AM)

Box 1818
Topeka, KS 66601
PHONE: 785.272.3456
FAX: 785.228.7282
ONLINE: www.580wibw.com
SPORTS DIRECTOR: Jake Lebahn
REPORTERS: Alex Gold, Pat Strathman



CHAMPIONS ARE BUILT WHEN
NO ONE IS WATCHING.

BIG 12
CHAMPIONS FOR LIFE

#BIG12CHAMPIONS
BIG12CHAMPIONSFORLIFE.ORG



Who is the best dancer on the team?

Kali Jones - 6 (42.9%)

Savannah Simmons - 2
Christianna Carr - 3
Mary Lakes - 1
Cymone Goodrich - 1
Ashley Ray - 1



Who is the best singer on the team?

Peyton Williams - 7 (50.0%)

Ashley Ray - 2
Cymone Goodrich - 2
Savannah Simmons - 2
Laura Macke - 1



Who is the funniest on the team?

Ashley Ray - 6.833 (52.6%)

Cymone Goodrich - 2
Kali Jones - 1.833
Alisa Wiggins, Rachel Ranke
& Ayoka Lee - 1
Mary Lakes - 0.33



Who is the toughest player on the team?

Kayla Goth - 11.5 (82.1%)

Peyton Williams - 1
Mary Lakes - 1
Laura Macke - .5



Which workout do you enjoy?

B. Strength & conditioning (10 - 71.4%)

D. 5-on-5 (3.5)
C. Team drills (.5)
A. Individuals (0)

"Right now, strength and conditioning because you can see the work you put in afterwards and you only worry about yourself." - **Cymone Goodrich**

"I like 5-on-5 because not only do we get to bring the competitiveness out but we also get to make each other better and have some fun." - **Sarah Bates**

"Both team drills and 5-on-5 because you can bond with the team a little more. With 5-on-5, you can learn how each of us plays in a team setting." - **Mary Lakes**



If you had \$50, what type of meal would you eat?

C. Cook your meal at home (9 - 64.3%)

B. Franchise restaurant (3)
A. Local restaurant no one knows about (2)
D. Food Truck (0)

C. "I would rather make something of my own to show off what I made to everyone else. I like to cook for other people and then hear their feedback." - **Savannah Simmons**

B. "I would definitely go to Ruth Chris Steakhouse and get a prime rib fat steak with some mashed potatoes and rolls because I love steak and I eat a lot." - **Sarah Bates**

A. "I'm a big fan of supporting local business and trying new things. If I had \$50 to spend, why not go on an adventure and try something you couldn't get anywhere else?" - **Peyton Williams**



If you could play another sport at K-State which would it be?

C. Track (7 - 50.0%)

B. Soccer (4)
A. Golf (1)
D. Rowing (0)

"I LOVE volleyball. I wish I could be like Peyton and do both." - **Ashley Ray**

"Soccer, because I have played my whole life." - **Rachel Ranke**

"My dad's side of the family is a golfing family and my uncle (Matt Williams) used to play golf here a few years back. My family always says that a lot of business is done on the golf course, so it's something important to know how to play." - **Peyton Williams, a two-sport letter winner at K-State in VB and WBB**



If you could star in a movie, what type of movie would it be?

B. Romantic-Comedy (7 - 50.0%)

A. Super Hero movie (3)
C. Drama (3)
D. Science Fiction (0)

"I would want to star in a romantic comedy because I think it would be fun to be in any sort of comedy." - **Ayoka Lee**

"None of the above. I would like to star in an action adventure movie. Those are my favorite movies." - **Kayla Goth**

"Life is filled with drama so I would be great in a drama movie because it would already become natural." - **Kali Jones**



2019 ALL-AMERICAN CANDIDATE

PEYTON WILLIAMS

junior • forward

- 2018 CoSIDA Academic All-District VII Second Team
- 2018 All-Big 12 Honorable Mention Team
- 2017 Big 12 Academic All-Rookie Team
- Two-time Big 12 WBB Freshman of the Week (Nov. 14 & Dec. 5)
- 10th in school history for career field goal percentage (247-475, .520)
- Needs 18 blocks to move into the top-10 in program history for career blocked shots
- Needs 374 points to reach 1,000 career points.



KALI JONES
senior • forward

2018-19 SCHEDULE

1	november FORT HAYS STATE [EXH.]	2	december VANDERBILT	9	january @ BAYLOR	6	february @ KU
5	november PITTSBURG STATE [EXH.]	5	december LAMAR	13	january KU	10	february @ OKLAHOMA
12	november OMAHA	8	december @ LITTLE ROCK	16	january TEXAS	13	february BAYLOR
16	november NORTH TEXAS	16	december vs. ARIZONA STATE	19	january @ TEXAS TECH	17	february @ TEXAS
18	november UMKC	20	december CENTRAL ARKANSAS	23	january OKLAHOMA STATE	23	february @ TCU
22	november vs. SYRACUSE	29	december NORTHERN IOWA	26	january @ WEST VIRGINIA	27	february WEST VIRGINIA
23	november vs. DEPAUL	2	january IOWA STATE	30	january TCU	2	march TEXAS TECH
24	november vs. PRINCETON	5	january OKLAHOMA	2	february IOWA STATE	4	march @ OKLAHOMA STATE