





**1968-69**

**FIRST TEAM**

JUDY AKERS NAMED THE PROGRAM'S  
FIRST HEAD COACH

FIRST GAME AND FIRST WIN  
K-STATE 38, BETHEL 25



**1976**

**LEANN WILCOX**

FIRST WOMEN'S  
BASKETBALL SCHOLARSHIP



**K-STATE**  
WOMEN'S BASKETBALL

**50**

SEASONS

**1968 | 2018**



**1996-97**

**DEB PATTERSON**

NAMED HEAD COACH  
ALL-TIME WINNINGEST COACH



**2001-02**

**SWEET SIXTEEN**

RANKED NO. 10 IN  
USA TODAY/ESPN/WBCA



**1975-76**

**BIG EIGHT TITLES**

FIRST BIG EIGHT REGULAR-SEASON  
AND TOURNAMENT CHAMPIONSHIPS

**FIRST WIN OVER RANKED TEAM**

K-STATE 63, #4 STEPHEN F. AUSTIN 46

**100TH WIN**

**1975-1976  
Wildkitten  
Basketball**



**1978-79**

**LYNN HICKEY**

NAMED SECOND HEAD COACH

**2004-05**

**FOURTH CONSECUTIVE  
NCAA TOURNAMENT**

KENDRA WECKER NAMED  
BIG 12 PLAYER OF THE YEAR;  
CONSENSUS FIRST TEAM  
ALL-AMERICAN



**2003-04**

**BIG 12 CHAMPIONS**

NICOLE OHLDE REPEATS AS  
BIG 12 PLAYER OF THE YEAR;  
CONSENSUS FIRST TEAM  
ALL-AMERICAN

**2002-03**

**SCHOOL-RECORD  
29 WINS**

HIGHEST NATIONAL  
RANKING  
[#2 ON NOV. 25, 2002]





## 2 | K-STATE WOMEN'S BASKETBALL

2	Table of Contents
3	Quick Facts
4	2017-18 Schedule
5	2017-18 TV/Radio Roster
6-9	Ice Family Basketball Center
10-11	2008 & 2004 Big 12 Champions
12-13	Historical Relevance
14-15	Postseason Appearances
16-17	Bramlage Coliseum
18-19	Head Coach Jeff Mittie
20-21	National Prominence
22-23	K-State and USA Basketball
24-25	Wildcats in the WNBA
26-27	National Media Attention
28-29	Strength & Conditioning
30-31	Fueling the Wildcats
32-33	Academic Excellence
34-37	This is Kansas State
38-39	University Administration
40-41	City of Manhattan

## 42 | COACHING STAFF

42-45	Head Coach Jeff Mittie
46	Associate Head Coach Brian Ostermann
47	Assistant Coach Chris Carr
48	Assistant Coach Jayci Stone
49-50	Support Staff

## 51 | MEET THE WILDCATS

51	2017-18 Roster & Roster Breakdown
52-53	2017-18 Season Outlook
54-55	Shaelyn Martin
56-57	Karyla Middlebrook
58-59	Kaylee Page
60-61	Kayla Goth
62-63	Peyton Williams
64-65	Eternati Willock
66	Kali Jones
67	Anastasia Tsybaeva
68	Cymone Goodrich
69	Mary Lakes
70	Rachel Ranke
71	Ashley Ray
72	Alisa Wiggins
73-74	Career Game-by-Game Stats
75-76	2017 Europe Trip in Photos

## 77 | 2016-17 SEASON IN REVIEW

77	2016-17 Season Notes
78	2016-17 Season Statistics
79	2016-17 Season Results
80	2016-17 Game-By-Game Statistics
81	2016-17 Superlatives
82-83	2016-17 Additional Statistics
84-89	2016-17 Box Scores
90-99	Departed Seniors
100	2016-17 Big 12 Conference Review
101-102	2016-17 Big 12 Conference Statistics

## 103 | 2017-18 OPPONENTS

103	Big 12 Conference
104-105	Big 12 Composite Schedule
106	Phillips 66 Big 12 Basketball Championships
107-110	K-State Big 12 Championships Records
111	Big 12 Conference Honors and Awards
112	Opponent Records/2017-18 Series History
113-116	2017 Non-Conference Opponents
117-125	Big 12 Opponents
126	Kansas State vs. Opponents
127	Kansas State vs. Conferences
128-134	Series Records

## 135 | RECORD BOOK

135-139	1,000 Point Club
140	Last Time by K-State
140-141	Scoring Records
142	30-Point Games in School History
143	Field Goal Records
144	3-Point Field Goal Records
145	Free Throw Records
146	Rebounding Records

147	Assist Records
148	Steal Records
149	Block Records
150	Shalee Lehnig's Triple-Doubles
151-152	Miscellaneous Player Records
153	Bramlage Coliseum Records
154	Bramlage Coliseum Facts & Figures
155	Overall Attendance Records
156	Miscellaneous Records
157-158	K-State Record on TV
159	Wildcat Classic Records and Results
160-161	Year-By-Year Summary
162	All-Time Team Statistics
163	Year-By-Year Leaders
164	Kansas State in the National Polls
165-166	Kansas State vs. Ranked Opponents

## 167 | KANSAS STATE HISTORY

167-169	NCAA Tournament Records
170	NCAA Tournament Player Stats
171-174	NCAA Tournament Teams
175-179	NCAA Tournament Box Scores
180	Additional Postseason History
181-182	Kansas State Retired Uniforms
183	K-State All-Americans & National Honors
184	Conference Honors
185	National Teams & K-State Hall of Fame
186	Miscellaneous History
187-189	K-State Women's Basketball Timeline
190-191	All-Time Letterwinners
192-200	Year-By-Year Results

## 201 | WELCOME TO K-STATE

201	Nike Basketball Ad
202-204	Athletics Administration
205	K-State Compliance & NCAA Regulations
206	2016-17 K-State Athletics in Review
207-208	Media Policies and Procedures
208	Wildcats on the Air
209	Kansas State Athletic Communications
210	Media Outlets
211	Big 12 Ad

## EDITORIAL CREDITS

The 2017-18 Kansas State Women's Basketball Media Guide was published by the Kansas State Department of Athletics. This guide is a product of the Kansas State Athletics Communications Office and was written, edited, compiled and designed by Randy Peterson, Assistant Director of Athletics Communications, using Adobe InDesign (layout) and Adobe Photoshop CS (design). Cover design by Ron Cook, Kansas State Director of Graphic Design. Special thanks to the Kansas State women's basketball coaching staff, Bailey Borck, Ella Henton, Heather, Colbie and Zeke Peterson, Tom and Julie Peterson, and Cindy, Mike, Cole, Evie and Riley Gillund.

## PHOTOGRAPHY CREDITS

Scott Weaver (K-State Athletics), Peter Aiken (PGA Photography), Tim Cowie (Tim Cowie Photography), Randy Peterson (K-State Athletics), Greg Carroccio (Sideline Photos, LLC), J.B. Gallegos, Bob Nixon, Atlanta Dream, Dallas Wings, New York Liberty, Phoenix Mercury, San Antonio Silver Stars, Connecticut Sun, Chicago Sky, D. Clarke Evans (NBAE/Getty Images), Jennifer Pottheiser (NBAE/Getty Images), Washington Mystics, NBA Photos, Mitchell Layton, Bob Stowell, WBCA, USA Basketball and FIBA Archive.

## PRINTING

Sun Graphics  
1818 Broadway  
Parsons, KS 67357

To purchase additional copies of this guide, please send a check or money order for \$25 (which includes shipping and handling) to: K-State Athletics Communications, 1800 College Ave, West Stadium Center, Manhattan, KS 66502.



**Shaelyn Martin**  
Senior | Guard/Forward



**Karyla Middlebrook**  
Senior | Guard



**Kaylee Page**  
Senior | Forward





## BIG 12 CONFERENCE

### GENERAL INFORMATION

**Location:** .....Manhattan, KS 66502  
**Founded:** .....1863  
**Enrollment:** .....23,779  
**Nickname:** .....Wildcats  
**Colors:** .....Purple (PMS 268), Silver (PMS 877) and White  
**Home Arena (Capacity):** .....Bramlage Coliseum (12,528)  
**Affiliation:** .....NCAA Division I  
**Conference:** .....Big 12 Conference  
**President (Alma Mater):** .....Richard Myers  
 (K-State '65 & Auburn '77)  
**Athletics Director (Alma Mater):** .....Gene Taylor (Arizona State '80)  
**Associate AD/SWA (Alma Mater):** .....Jill Shields (Central Florida '80)  
**Athletics Department Phone:** .....(785) 532-6910  
**Ticket Office Phone:** .....1-800-221-CATS

The Department of Intercollegiate Athletics recognizes the diversity of individuals and their contributions that support Kansas State University. The Department of Intercollegiate Athletics is committed to providing student-athletes with an inclusive University experience and environment. The Department respects each individual's participation in the success of their team, the Department, and the University at large and is committed to providing equal opportunities for all student-athletes.

### ATHLETICS COMMUNICATIONS

**Assistant AD for Athletics Communications:** .....Kenny Lannou  
**Assistant Director/WBB Contact:** .....Randy Peterson  
**Office Phone:** .....785-532-7975  
**Cell Phone:** .....785-587-7769  
**E-mail:** .....rpeterson@kstatesports.com  
**Athletics Communications Main Office Phone:** .....785-532-6735  
**Athletics Communications Fax:** .....785-532-6093  
**Press Row Phone:** .....785-539-3423  
**Athletics Communications Mailing Address:**  
 1800 College Avenue  
 West Stadium Center  
 Manhattan, KS 66502  
**Overnight Address:** .....same as above  
**Website:** .....www.k-statesports.com

### RADIO BROADCAST INFORMATION

**Radio Station:** .....K-State Sports Network  
**Radio Contact Person:** .....Ben Boyle, General Manager  
**Address:**  
 K-State Sports Properties  
 1800 College Avenue  
 Manhattan, KS 66502  
**Phone:** .....785-532-2005  
**Play-by-Play Announcer:** .....Brian Smoller  
**Color Analysts:** .....Kristin Rethman Waller, Missy Decker Heidrick

**K-STATEHD.TV**



Jeff Mittie  
Head Coach



Brian Ostermann  
Assoc. Head Coach



Chris Carr  
Asst. Coach



Jayci Stone  
Asst. Coach

### COACHING STAFF

**Head Coach:** ..... Jeff Mittie (4th Season)  
**Alma Mater:** .....Missouri Western '89  
**Career Record (Years):** .....515-273 (25 Years)  
**Record at School (Years):** .....61-38 (3 years)  
**Basketball Office Phone:** .....785-532-6970  
**Best Time to Reach Coach:** .....Contact SID  
**Associate Head Coach:** ..... Brian Ostermann (4th season)  
**Alma Mater:** .....Wisconsin-La Crosse '88  
**Assistant Coach:** ..... Chris Carr (2nd season)  
**Alma Mater:** .....Argosy '12  
**Assistant Coach:** .....Jayci Stone (1st season)  
**Alma Mater:** .....Kansas State '08  
**Coordinator of Recruiting Operations:** .....Ebony Gilliam (4th season)  
**Director of Student-Athlete Development:** .....Ebony Haliburton (1st season)  
**Director of Video Operations:** .....Tasha Dickey  
**Coordinator of Office Operations:** .....Katie Bell

### TEAM INFORMATION

**2016-17 Overall Record:** .....23-11  
**Home:** 14-4 **Away:** 5-6 **Neutral:** 4-1  
**2016-17 Big 12 Conference Record:** .....11-7  
**2016-17 Big 12 Conference Finish:** .....4th  
**2017 Postseason:** .....NCAA 2nd Round  
**2017 Final Rankings:** .....24 (AP)/RV (Coaches')  
**Starters Returning/Lost:** .....3/2  
**Letterwinners Returning/Lost:** .....6/7  
**Newcomers/Redshirts:** .....7/0

### BASKETBALL HISTORY

**Seasons of Basketball:** .....50th Season  
**First Year of Basketball/Record:** .....1968-69 (11-3)  
**Overall All-Time Record:** .....914-567 (.617)  
**Record in Bramlage Coliseum:** .....312-120 (.722)  
**NCAA Appearances/Last:** .....15/2017  
**WNIT Appearances/Last:** .....Five/2015  
**Last Postseason Opponent (Result):** .....2017 NCAA 2nd Round  
 .....vs. Stanford (L, 69-48)

### ON THE COVER

On the 2017-18 Kansas State Women's Basketball media guide cover: celebrating the 50th season of K-State Women's Basketball.



## K-STATE QUICK FACTS



Nike is the official footwear, apparel supplier and sponsor of K-State women's basketball.



### FOLLOW K-STATE ON SOCIAL MEDIA

Kansas State athletics can be followed through the social media networks of Twitter, Facebook, Instagram, SnapChat and Youtube. You can follow K-State on Twitter through both @kstatesports, @kstate\_gameday and @KStateWBB. Fans can become friends of K-State on Facebook by going to facebook.com/kstatesports.

**K-STATESPORTS.COM**



Kansas State women's basketball information along with each of K-State's 16 varsity intercollegiate sports can be found at [www.kstatesports.com](http://www.kstatesports.com). K-State Athletics and SideArm Sports - one of the nation's leading sports technology providers - have partnered on a new kstatesports.com, mobile/tablet applications and full digital platform. Statistics, live game video and audio broadcasts, press releases, photo galleries, schedules and much more can all be found at the revamped k-statesports.com.




DAY	DATE	OPPONENT	LOCATION	TIME
Friday	November 3	Emporia State (exhibition) (K-StateHD.TV)	Manhattan, Kan.	5:30 p.m.
Monday	November 6	Fort Hays State (exhibition) (COX Channel Kansas & K-StateHD.TV)	Manhattan, Kan.	7 p.m.
4 Friday	November 10	Stephen F. Austin (K-StateHD.TV)	Manhattan, Kan.	5:30 p.m.
Monday	November 13	Omaha (COX Channel Kansas & K-StateHD.TV)	Manhattan, Kan.	7 p.m.
Friday	November 17	Florida A&M (K-StateHD.TV)	Manhattan, Kan.	5:30 p.m.
Sunday	November 19	at North Texas	Denton, Texas	3 p.m.
<b>SOUTH POINT SHOOTOUT</b>				
Friday	November 24	vs. UCLA	Las Vegas, Nevada	3:15 p.m.
Saturday	November 25	vs. Penn State	Las Vegas, Nevada	7:45 p.m.
<b>BIG 12/SEC CHALLENGE</b>				
Thursday	November 30	at Missouri (SEC Network)	Columbia, Mo.	8 p.m.
Wednesday	December 6	UT Arlington (ESPN3)	Manhattan, Kan.	7 p.m.
Saturday	December 16	Little Rock (ESPN3)	Manhattan, Kan.	2 p.m.
Monday	December 18	Chicago State (ESPN3)	Manhattan, Kan.	7 p.m.
Thursday	December 21	Northern Iowa (ESPN3)	Manhattan, Kan.	7 p.m.
Thursday	December 28	Baylor* (COX Channel Kansas & K-StateHD.TV)	Manhattan, Kan.	7 p.m.
Sunday	December 31	at Oklahoma State*	Stillwater, Okla.	2 p.m.
Wednesday	January 3	at West Virginia*	Morgantown, W. Va.	6 p.m.
Sunday	January 7	Texas* (ESPN3)	Manhattan, Kan.	1 p.m.
Wednesday	January 10	at Iowa State* (Cyclones.TV)	Ames, Iowa	6:30 p.m.
Saturday	January 13	Oklahoma State* (FSN)	Manhattan, Kan.	1 p.m.
Wednesday	January 17	Oklahoma* (ESPN3)	Manhattan, Kan.	7 p.m.
Saturday	January 20	at Baylor* (FOX Sports Southwest)	Waco, Texas	6 p.m.
Wednesday	January 24	TCU* (COX Channel Kansas & K-StateHD.TV)	Manhattan, Kan.	7 p.m.
Sunday	January 28	at Kansas* (FS1)	Lawrence, Kan.	4 p.m.
Wednesday	January 31	at Oklahoma* (FOX Sports Oklahoma)	Norman, Okla.	10:30 a.m.
Saturday	February 3	Iowa State* (ESPN3)	Manhattan, Kan.	7 p.m.
Wednesday	February 7	Texas Tech* (COX Channel Kansas & K-StateHD.TV)	Manhattan, Kan.	7 p.m.
Saturday	February 10	at Texas* (Longhorn Network)	Austin, Texas	7 p.m.
Saturday	February 17	at TCU* (FOX Sports Southwest)	Fort Worth, Texas	2 p.m.
Tuesday	February 20	West Virginia* (ESPN3)	Manhattan, Kan.	7 p.m.
Saturday	February 24	Kansas* (FSN)	Manhattan, Kan.	3 p.m.
Monday	February 26	at Texas Tech* (FOX Sports Southwest Plus)	Lubbock, Texas	6:30 p.m.
<b>2018 PHILLIPS 66 BIG 12 BASKETBALL CHAMPIONSHIP (Chesapeake Energy Arena)</b>				
Friday	March 2	First Round	Oklahoma City, Okla.	6 p.m./8:30 p.m.
Saturday	March 3	Quarterfinals	Oklahoma City, Okla.	11 a.m./1:30 p.m./6 p.m./8:30 p.m.
Sunday	March 4	Semifinals	Oklahoma City, Okla.	1 p.m./3:30 p.m.
Monday	March 5	Final	Oklahoma City, Okla.	7 p.m.
<b>2018 NCAA TOURNAMENT FIRST &amp; SECOND ROUND (sites to be determined)</b>				
Friday	March 16	First Round	TBD	TBD
Saturday	March 17	First Round	TBD	TBD
Sunday	March 18	Second Round	TBD	TBD
Monday	March 19	Second Round	TBD	TBD
<b>2018 NCAA TOURNAMENT REGIONALS (Albany, N.Y.; Lexington, Ky.; Kansas City, Mo.; Spokane, Wash.)</b>				
Friday	March 23	Regional Semifinals	TBD	TBD
Saturday	March 24	Regional Semifinals	TBD	TBD
Sunday	March 25	Regional Finals	TBD	TBD
Monday	March 26	Regional Finals	TBD	TBD
<b>2018 NCAA FINAL FOUR (Nationwide Arena)</b>				
Friday	March 30	National Semifinals	Columbus, Ohio	TBD
Sunday	April 1	National Final	Columbus, Ohio	TBD

All Times Central | HOME GAMES IN BOLD

\* - Big 12 Conference game





**0 | ANASTASIA TSYBAEVA**  
 C • 6-7 • Jr.  
 Burbank, Calif.



**1 | KAYLEE PAGE**  
 F • 6-3 • Sr.  
 Wamego, Kan.



**2 | CYMONE GOODRICH**  
 G • 5-10 • Fr.  
 Chicago, Ill.



**5 | ALISA WIGGINS**  
 G • 5-8 • Fr.  
 Montclair, N.J.



**10 | KAYLA GOTH**  
 G • 6-0 • Jr.  
 DeForest, Wis.



**11 | PEYTON WILLIAMS**  
 F • 6-3 • So.  
 Topeka, Kan.



**12 | RACHEL RANKE**  
 G • 6-1 • Fr.  
 Burnsville, Minn.



**13 | ETERNATI WILLOCK**  
 F • 6-4 • So.  
 Scarborough, Ontario



**15 | KALI JONES**  
 F • 6-2 • Jr.  
 Murrieta, Calif.



**22 | KARYLA MIDDLEBROOK**  
 G • 5-7 • Sr.  
 Blue Springs, Mo.



**33 | ASHLEY RAY**  
 F • 6-5 • Fr.  
 Girard, Kan.



**40 | MARY LAKES**  
 C • 6-5 • Fr.  
 Peoria, Ill.



**50 | SHAELYN MARTIN**  
 F • 6-1 • Sr.  
 Salina, Kan.



**JEFF MITTIE**  
 Head Coach



**BRIAN OSTERMANN**  
 Associate Head Coach



**CHRIS CARR**  
 Assistant Coach



**JAYCI STONE**  
 Assistant Coach



**EBONY GILLIAM**  
 Coordinator of Recruiting Ops.




**EBONY HALIBURTON**  
 Dir. of Student Athlete Development



**1968 | 2018**  
**TASHA DICKEY**  
 Coordinator of Video Ops.



# THE FUTURE OF K-STATE BASKETBALL IS HERE



James & Laura Johnson Atrium



Berney Family Reception Center



Chase and Elizabeth Wilson Auditorium

## ICE FAMILY BASKETBALL CENTER


Classic design inspired by Ahearn Field House and includes K-State limestone

Located east of Bramlage Coliseum, in close proximity for game day activities and other facilities such as the Academic Learning Center


Size: Approximately 50,000 square feet

Dedicated: October 2012





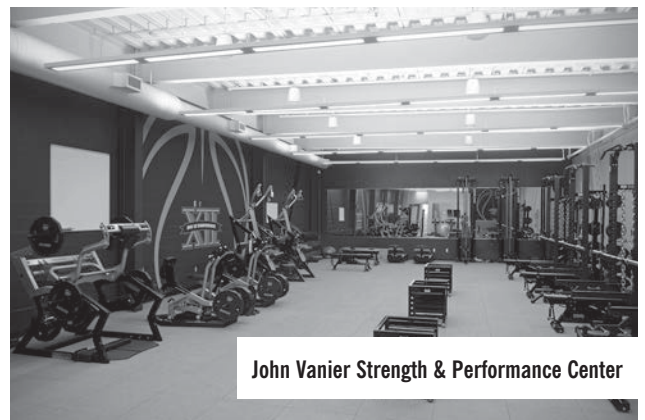
Debra Von Waaden Women's Basketball Player Lounge



Breidenthal Family Women's Basketball Locker Room

## AMENITIES

- Fully functional men's and women's basketball facilities
- Practice courts (2 full-sized courts designed for shared or private use)
- Locker rooms for both programs and coaches
- Two Players lounges (a private space for players to share)
- Coaches offices (assistant coaches offices overlook practice courts)
- Weight room (2500+ square feet)
- Sports medicine center with a state-of-the-art hydrotherapy facility
- Team film room (theatre-style seating utilized by both programs)
- Entrance atrium & viewing deck (open design ideal for donor receptions and recruiting functions)



John Vanier Strength & Performance Center





Carl & Mary Ice Sports Medicine Center



Carl & Mary Ice Sports Medicine Center

**Kansas State head women's basketball coach Jeff Mittie:**

"The first thing that comes to mind with the Basketball Training Facility is what we can do for our student-athletes in regards to their development as a student-athlete. We have every tool necessary to help them improve and take care of their bodies. It is in a location that is right next door to where they live. We have everything necessary to make the total person and the total player."

**Kansas State Director of Athletics John Currie:**

"This is not just about a building. This is about a once-in-a-generation opportunity to leverage our strengths - a championship heritage and a passionate fan base, coupled with unprecedented national excitement and visibility. This project marks a moment in time that will springboard our basketball programs back into a permanent leadership position in intercollegiate athletics."





Carl &amp; Mary Ice Sports Medicine Center



Carl &amp; Mary Ice Sports Medicine Center

### Former Kansas State All-American Brittany Chambers:

"We're excited about this addition to Bramlage. Having added resources and gym availability will allow K-State to keep improving and help the K-State women's basketball program continue to be a premier women's basketball team."

### Kansas State University President Dr. Kirk Schulz:

"This facility was recommended by our men's and women's basketball staffs to ensure that K-State remains competitive in the Big 12 Conference. We have great traditions within our men's and women's basketball programs, and I believe this facility will allow for increased synergy and mutual growth of the two programs. The K-State donors stepped up with major contributions to make this a reality."





































With a 62-49 win over UT Arlington on December 7, 2016, Kansas State became the 20th program in NCAA Division I women's basketball history and the second in the Big 12 to record 900 or more wins.

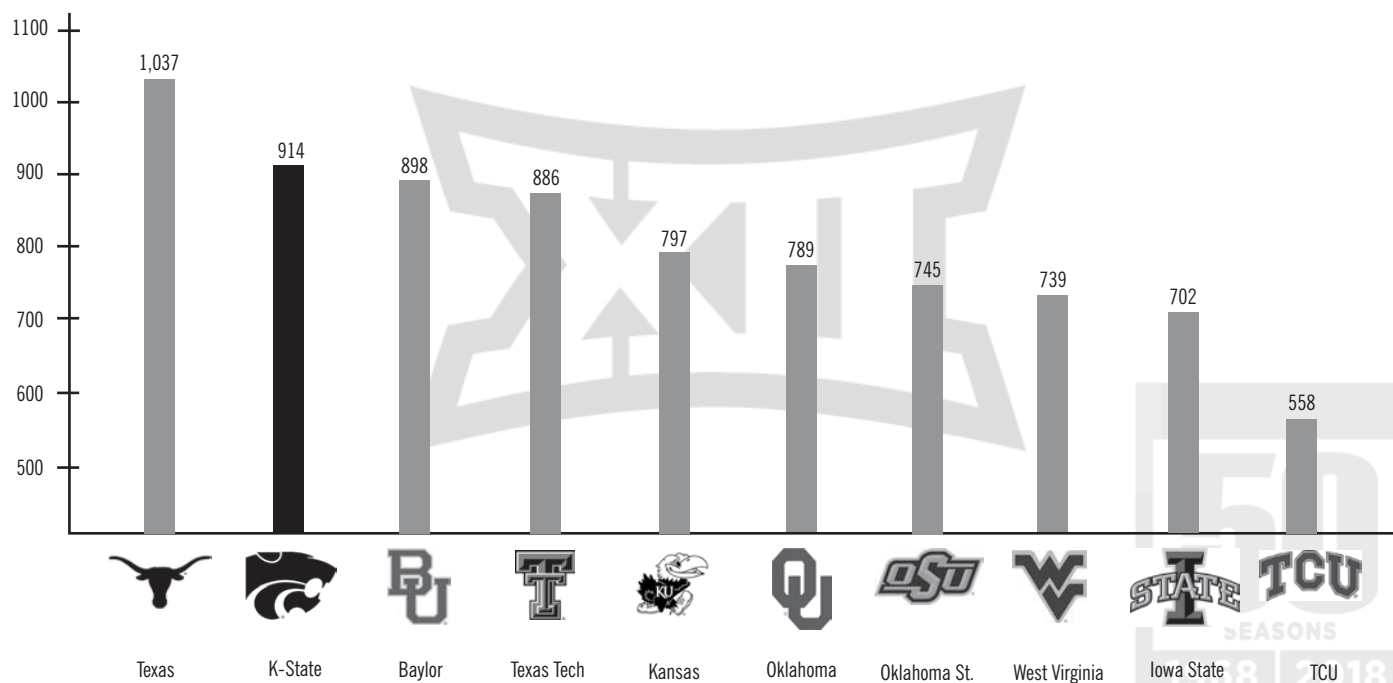
1.  Tennessee 1319	2.  Louisiana Tech 1091	3.  Connecticut 1082	4.  James Madison 1071	5.  Texas 1037	6.  Stanford 1036
7.  Old Dominion 1031	8.  Stephen F. Austin 1030	9.  Ohio State 998	10.  Western Kentucky 960	11.  Green Bay 954	12.  Maryland 946
t13.  Georgia 936	t13.  North Carolina 936	15.  Notre Dame 929	16.  Penn State 920	17.  Long Beach State 917	18.  KANSAS STATE 914
t19.  Belmont 911	t19.  Tennessee Tech 911	21.  Montana 904	t22.  Rutgers 898	t22.  Baylor 898	24.  Auburn 897





K-State's record entering its 50th season of women's basketball stands at **914-567 (.617)**. The Wildcats have accumulated 24 20-win seasons.

### All-Time Wins of Big 12 Members







# MARCH MADNESS

## KANSAS STATE ALL-TIME NCAA TOURNAMENT APPEARANCES (15)

2017 NCAA Second Round  
 2016 NCAA Second Round  
 2012 NCAA Second Round  
 2011 NCAA First Round  
 2009 NCAA Second Round  
 2008 NCAA Second Round  
 2005 NCAA Second Round  
 2004 NCAA Second Round  
 2003 NCAA Second Round  
 2002 NCAA Sweet 16  
 1997 NCAA First Round  
 1987 NCAA First Round  
 1984 NCAA Sweet 16  
 1983 NCAA Sweet 16  
 1982 NCAA Elite Eight

For a complete list of opponents, records and box scores from K-State's NCAA Tournament appearances, turn to page 167.







### KANSAS STATE ALL-TIME WNIT TOURNAMENT APPEARANCES (5)



2015 WNIT Second Round  
2013 WNIT Semifinals  
2007 WNIT Semifinals  
1999 WNIT Second Round


# 14-4

K-State is 14-4 in WNIT games, which includes a 14-2 record in games played in Bramlage.

# 13,340

A sell-out crowd of 13,340 fans in Bramlage Coliseum witnessed K-State's 77-65 win over Marquette in the 2006 WNIT final.





## BRAMLAGE COLISEUM

In 16 straight seasons, Kansas State has finished in the top 35 nationally among NCAA Division I women's basketball attendance leaders. Affectionately known as the "Purple Palace," the Wildcats have lost only 15 non-conference games over the last 20 years in the venue, going a sterling 133-15 (.899).

The Wildcats finished the 2016-17 season ranked 15th in the nation for attendance by averaging 5,136 fans per game at Bramlage Coliseum. The 92,454 total fans in 2016-17 marked the sixth-highest total in program history.

In the 2011-12 season, K-State was selected as the Big 12 Conference's "Pack the House" champion for the second straight season and one of 33 winners among NCAA Division I schools across the nation. K-State drew a season-high 12,528 fans to its Feb. 4, 2012 game against eventual national champion Baylor. This was the highest attended women's game in Bramlage since March 31, 2006 when K-State hosted the WNIT Final in front of a sell-out crowd of 13,340.

The Wildcats have finished among the top-10 in the national attendance rankings four times, checking in with a school-record fifth-place finish in 2002-03 (which included 11 games with 8,000 or more fans in attendance) and then notched a pair of eighth place efforts in 2003-04 and 2004-05.

### DID YOU KNOW?

Since the 1996-97 season, Kansas State owns a 43-12 (.782) record in Bramlage Coliseum when the attendance is 7,500 fans or larger.

### HOME CROWDS OVER 10,000 AT BRAMLAGE COLISEUM

1.	Nebraska (1/12/02)	13,466
	Marquette (3/31/06)	13,340
	Kansas (1/17/04)	13,340
	Texas A&M (2/22/03)	13,340
	Oklahoma State (2/15/03)	13,340
	Texas (1/25/03)	13,340
	Iowa State (2/2/02)	13,340
	Texas Tech (1/27/02)	13,340
9.	Baylor (2/4/12)	12,528
	Connecticut (12/11/16)	12,528
11.	Texas Tech (3/3/04)	12,174
12.	Oklahoma (2/13/02)	11,789
13.	Arkansas (3/17/02)	11,786
14.	Colorado (1/11/03)	11,753
15.	Notre Dame (3/25/03)	11,534
16.	Kansas (2/26/05)	11,254
17.	Iowa (1/5/03)	10,913
18.	Oklahoma (1/31/04)	10,866
19.	Harvard (3/23/03)	10,732
20.	Kansas (2/26/03)	10,702
21.	Kent State (3/15/02)	10,573

### IMPROVEMENTS TO BRAMLAGE

In keeping with its goal of providing "The Best Fan Experience in the Big 12," K-State Athletics partnered with Wrightson, Johnson, Haddon and Williams, Inc. (WJHW), one of the top acoustical consulting and electronic systems design firms in the country, to manage the project, which was completed in October of 2014.

The improvements to Bramlage, which will total \$2.4 million, included:

- Panasonic center-hung 25'x 18' SMD LED videoboard, which will have a display more than four times larger than the existing videoboard in Bramlage Coliseum. The four-sided videoboard features a 6mm high-definition display on each face with a 5-foot upper ring and 2-foot, 4-inch lower ring for statistics, crowd engagement and sponsor integration.
- Six additional 6mm LED displays will be installed above the seating on the north and south ends of the arena with three located above Sections 12-15 on the north end and three above Section 24 to Section 1 on the south end.
- A new sound system with nearly 100 total loudspeakers, and utilize the latest amplifier and digital signal processing with more than 200,000 watts of amplification.
- New LED lighting system will provide a more efficient and higher quality of output in the arena and allows for special effects during pregame introductions and during special halftime shows and recognitions.

For a complete list of Bramlage Coliseum facts & records, turn to pages 153-155.





# HOME OF THE WILDCATS

## K-State in Bramlage Coliseum By the Numbers

### 3

NCAA Tournament first and second rounds K-State has hosted (2002, 2003 & 2017)

### 5

Number of K-State women's basketball players to have their number raised to the rafters of Bramlage Coliseum (3, Nicole Ohlde; 5 Shalee Lehning; 10 Priscilla Gary; 33, Tammie Romstad; 53, Kendra Wecker).

### 13-0

K-State registered its first undefeated home record in Bramlage Coliseum in the 2003-04 season.

### 42

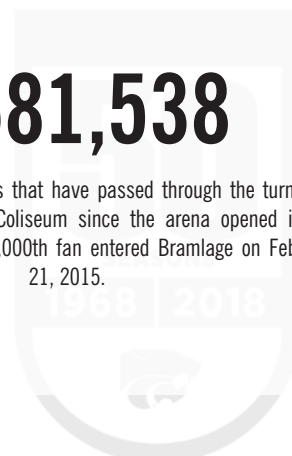
School record for points scored in Bramlage Coliseum, set by Brittany Chambers on March 21, 2013 against Texas Southern.

### 133-15

K-State's home non-conference record in Bramlage Coliseum since the 1996-97 season.

### 1,681,538

Total number of fans that have passed through the turnstiles of Bramlage Coliseum since the arena opened in 1988-89. The 1,500,000th fan entered Bramlage on Feb. 21, 2015.







K-State secured the 500th win of head coach Jeff Mittie's coaching career with a 70-57 win at Omaha on December 4, 2017.

## FIVE-TIME CONFERENCE

**515**

CAREER WINS

**.654**

CAREER WINNING PERCENTAGE

**24**

WINNING SEASONS IN 25 YEARS AS HEAD COACH

### Big 12 Coaches

#### WBB Career Records (following 2016-17 season)

1. Bill Fennelly, Iowa State	631-289
2. <b>Jeff Mittie, Kansas State</b>	<b>515-273</b>
3. Kim Mulkey, Baylor	506-96
4. Sherri Coale, Oklahoma	465-227
5. Brandon Schneider, Kansas	415-185
6. Mike Carey, West Virginia	346-181
7. Karen Aston, Texas	218-118
8. Raegan Pebley, TCU	204-222
9. Jim Littell, Oklahoma State	130-69
10. Candace Whitaker, Texas Tech	125-168

### Big 12 Coaches

#### WBB Career Winning Pct. (following 2016-17 season)

1. Kim Mulkey, Baylor	.841
2. Brandon Schneider, Kansas	.692
3. Bill Fennelly, Iowa State	.686
4. Sherri Coale, Oklahoma	.672
5. Mike Carey, West Virginia	.657
6. <b>Jeff Mittie, Kansas State</b>	<b>.654</b>
7. Jim Littell, Oklahoma State	.653
8. Karen Aston, Texas	.649
9. Raegan Pebley, TCU	.479
10. Candace Whitaker, Texas Tech	.427

• Mittie has averaged 21 wins during his previous 25 seasons as a head coach

- 2017 KBCA Coach of the Year
- 2010 Mountain West Conference Coach of the Year
- 2002 Conference USA Coach of the Year
- 2001 WAC Coach of the Year
- 1995 MIAA Coach of the Year
- 1994 MIAA Coach of the Year

For a complete bio of head coach Jeff Mittie, turn to page 44.





K-State head coach Jeff Mittie was recognized prior to K-State's December 11, 2016, game against Connecticut for pocketing the 500th win of his coaching career.

# COACH OF THE YEAR

## 18

POSTSEASON APPEARANCES

## 9

LEAGUE TITLES IN 4 DIFFERENT  
CONFERENCES

## 4

ASSOCIATED PRESS  
ALL-AMERICA SELECTIONS

### Big 12 Coaches

#### NCAA Tournament Appearances

1. Sherri Coale, Oklahoma	18
2. Bill Fennelly, Iowa State	17
3. Kim Mulkey, Baylor	16
4. <b>Jeff Mittie, Kansas State</b>	<b>11</b>
5. Mike Carey, West Virginia	10
6. Karen Aston, Texas	5
7. Jim Littell, Oklahoma State	4
8. Raegan Pebley, TCU	2
9. Candace Whitaker, Texas Tech	0
Brandon Schneider, Kansas	0

- 2010 Mountain West Conference Regular Season Champions
- 2005 Conference USA Tournament Champions
- 2003 Conference USA Tournament Champions
- 2002 Conference USA Regular Season Champions
- 2001 WAC Regular Season Champions
- 2001 WAC Tournament Champions
- 1995 MIAA Regular Season Champions
- 1995 MIAA Tournament Champions
- 1994 MIAA Regular Season Champions

- Helena Sverrisdottir (TCU)
  - 2010 Honorable Mention
- Sandora Irvin (TCU)
  - 2005 First Team
  - 2004 Honorable Mention
- Adrienne Ross (TCU)
  - 2007 Honorable Mention







## KANSAS STATE ALL-TIME KODAK ALL-AMERICANS

### Priscilla Gary (1982-83)

1983 Kodak All-America

K-State Hall of Famer Priscilla Gary-Sweeney (1982-83) was the first Kodak All-American in the program's history at the conclusion of the 1983 season

### Nicole Ohlde (2000-04)

2004 Kodak/WBCA All-America  
2003 Kodak/WBCA All-America

Former Wildcat Nicole Ohlde (2000-04) holds the distinction of being the program's only two-time Kodak All-American having received the honor in 2003 and 2004.

### Kendra Wecker (2001-05)

2005 Kodak/WBCA All-America

Kendra Wecker (2001-05) became the third player in school history to be named to the prestigious Kodak/WBCA All-America Team in 2005.

Wecker was one of five women finalists in contention for the John R. Wooden Award presented annually to the nation's top player of the year at the 29th Annual Wooden Award Ceremony held at The Los Angeles Athletic Club.







## KANSAS STATE SENIOR CLASS AWARD ALL-AMERICANS



**Brittany Chambers**

2013 Award Finalist  
2nd Team Senior All-American



**Ashley Sweat**

2010 Award Finalist  
1st Team Senior All-American



**Shalee Lehning**

2009 Award Finalist  
1st Team Senior All-American



**Kendra Wecker**

2005 National Winner  
First Team Senior All-American

Wecker was honored as the 2005 national winner of the Senior C.L.A.S.S. (acronym for Celebrating Loyalty and Achievement for Staying in School) Award presented annually to the nation's top male and female senior basketball player of the year.



**Nicole Ohlde**

2004 Award Finalist  
1st Team Senior All-American











## K-STATE & USA BASKETBALL

**Laurie Koehn, Nicole Ohlde** and **Kendra Wecker** are just some of the Wildcats who have represented the United States in national and international competition with USA Basketball. In the summer of 2003, Wecker and Ohlde helped Team USA win gold at the World Championship For Young Women in Sibenik, Croatia. Koehn, meanwhile, won a silver medal as a member of the U.S. Pan American Games Team, which competed in Santa Domingo, Dominican Republic.

Former K-State women's basketball player **Laurie Miller** competed for the 1977 USA World University Games Team that finished with a 6-2 record and earned a silver medal.







### **K-STATE ALL-TIME WNBA DRAFT PICKS**

Breanna Lewis (2013-17)  
Dallas Wings - 23rd pick - 2nd Round - 2017

Brittany Chambers (2009-13)  
Los Angeles Sparks - 22nd pick - 2nd Round - 2013

Shalee Lehnig (2006-09)  
Atlanta Dream - 25th pick - 2nd Round - 2009

Kendra Wecker (2001-05)  
San Antonio Stars - 4th pick - 1st Round - 2005

Megan Mahoney (2001-05)  
Connecticut Sun - 34th pick - 3rd Round - 2005

Nicole Ohlde (2000-04)  
Minnesota Lynx - 6th pick - 1st Round - 2004

Olga Firsova (1998-00)  
New York Liberty - 13th pick - 1st Round - 2000

Shanele Stires (1993-95)\*  
Minnesota Lynx - 56th pick - 4th Round - 2000  
\*Previously played for the ABL's Columbus Quest

**Breanna Lewis (2013-17)** was drafted by the Dallas Wings in the second round of the 2017 WNBA Draft with the 23rd overall selection.

**Shalee Lehnig (2005-09)** was drafted by the Atlanta Dream in the second round of the 2009 WNBA Draft with the 25th overall selection. Helped the Dream to a franchise record for wins in her first year.

**Claire Coggins (2003-07)** earned a spot on the 2007 Chicago Sky roster in May, making her the seventh Wildcat to play in the WNBA.

**Kendra Wecker (2001-05)** was selected fourth overall by the San Antonio Silver Stars to become K-State's highest-ever draft pick at the 2005 WNBA Draft held on April 16, 2005, in Secaucus, N.J. She is now a member of the Washington Mystics

**Megan Mahoney (2001-05)** was also drafted in the third round by the Connecticut Sun with the 34th overall pick.

Former K-State All-American Nicole Ohlde helped the Phoenix Mercury to the 2009 WNBA title. This was Ohlde's first season with the organization and her second career appearance in the WNBA Playoffs.



**Laurie Koehn (2001-05)** went undrafted, but later signed on as a free agent with the Washington Mystics. She captured the WNBA Three-Point Shootout at the 2007 All-Star Game.

Two-time All-American **Nicole Ohlde (2000-04)** was selected sixth overall by the Minnesota Lynx in the 2004 WNBA Draft. She finished third in Rookie of the Year voting and led the Lynx to the WNBA Playoffs with a franchise-tying 18 victories for the season. Ohlde was among a draft class, which included Connecticut's Diana Taurasi and Duke's Alana Beard, tabbed as one of the deepest and most talented classes in WNBA history.

Former Wildcats **Olga Firsova (1998-00)** and **Shanele Stires (1993-95)** were both drafted in 2000 by the New York Liberty and Minnesota Lynx, respectively.



OLGA FIRSOVA >>

<< BREANNA LEWIS

KENDRA WECKER >>

^ MEGAN MAHONEY

^ NICOLE OHLDE

^ SHALEE LEHNING

^ SHANELE STIRES

^ LAURIE KOEHN

^ CLAIRE COGGINS







# KANSAS STATE ON TELEVISION

Since the 2002 season, K-State women's basketball has had over 225 games broadcast by a number of national and regional networks including: ESPN, ESPN2, FOX Sports, FOX Sports Midwest, FOX Sports Kansas City, The Big Ten Network, The Mtn., and CBS College Sports. The Wildcats played a school-record 32 games on either regional or national television during the 2016-17 season. Below is a list of the regular season games to air on television during the 2017-18 season (as of Sept. 26, 2017).

**vs. Stephen F. Austin (K-StateHD.TV)**

Nov. 10 - Manhattan, Kan. - 5:30 p.m. (CT)

**vs. Omaha (COX Channel Kansas/K-StateHD.TV)**

Nov. 13 - Manhattan, Kan. - 7 p.m. (CT)

**vs. Florida A&M (K-StateHD.TV)**

Nov. 17 - Manhattan, Kan. - 5:30 p.m. (CT)

**at Missouri (SEC Network)**

Nov. 30 - Columbia, Mo. - 8 p.m. (CT)

**vs. UT Arlington (ESPN3)**

Dec. 6 - Manhattan, Kan. - 7 p.m. (CT)

**vs. Little Rock (ESPN3)**

Dec. 16 - Manhattan, Kan. - 2 p.m. (CT)

**vs. Chicago State (ESPN3)**

Dec. 18 - Manhattan, Kan. - 7 p.m. (CT)

**vs. Northern Iowa (ESPN3)**

Dec. 21 - Manhattan, Kan. - 7 p.m. (CT)

**vs. Baylor (COX Channel Kansas/K-StateHD.TV)**

Dec. 28 - Manhattan, Kan. - 7 p.m. (CT)

**vs. Texas (ESPNU)**

Jan. 7 - Manhattan, Kan. - 1 p.m. (CT)

**vs. Oklahoma State (FSN)**

Jan. 13 - Manhattan, Kan. - 1 p.m. (CT)

**vs. Oklahoma (ESPN3)**

Jan. 17 - Manhattan, Kan. - 7 p.m. (CT)

**at Baylor (FOX Sports Southwest)**

Jan. 20 - Waco, Texas - 6 p.m. (CT)

**vs. TCU (COX Channel Kansas/K-StateHD.TV)**

Jan. 24 - Manhattan, Kan. - 7 p.m. (CT)

**at Kansas (FS1)**

Jan. 28 - Lawrence, Kan. - 4 p.m. (CT)

**at Oklahoma (FOX Sports Oklahoma)**

Jan. 31 - Norman, Okla. - 10:30 a.m. (CT)

**vs. Iowa State (ESPN3)**

Feb. 3 - Manhattan, Kan. - 7 p.m. (CT)

**vs. Texas Tech (COX Channel Kansas/K-StateHD.TV)**

Feb. 7 - Manhattan, Kan. - 7 p.m. (CT)

**at Texas (Longhorn Network)**

Feb. 10 - Austin, Texas - 7 p.m. (CT)

**at TCU (FOX Sports Southwest)**

Feb. 17 - Fort Worth, Texas - 2 p.m. (CT)

**vs. West Virginia (ESPN3)**

Feb. 20 - Manhattan, Kan. - 7 p.m. (CT)

**vs. Kansas (FSN)**

Feb. 24 - Manhattan, Kan. - 3 p.m. (CT)

**at Texas Tech (FOX Sports Southwest Plus)**

Feb. 26 - Lubbock, Texas - 6:30 p.m. (CT)





Kansas State women's basketball has been featured on numerous national websites and in national publications including: *ESPN.com*, *USA Today*, *Sports Illustrated*, *Yahoo! Sports*, *CBS College Sports Network*, *SLAM Magazine* and *Women's Basketball Magazine*.








# JOHN VANIER STRENGTH &

## STRENGTH EQUIPMENT BREAKDOWN


- 5 - Custom 9' POWERLIFT RACKS with adjustable benches.
- 2 - Pendulum Squat Pro's (with custom strength curve technology for taller athletes.)
- 2 - Custom made POWERLIFT Leg Ext. / Leg Curl combo machines
- 3 - Custom POWERLIFT Multi-functional Adjustable Cable Pulley Systems
- 2 - Pendulum Vertical Pulldown
- 2 - POWERLIFT Glute-Ham Developers

## ACCESSORY AND CARDIO EQUIPMENT

- 4 - Woodway Treadmills with 1 - FORCE Speed Treadmill
- 2 - Vertimax Trainers
- 2 - Sci-Fit Total Body Trainers







## PERFORMANCE CENTER







# AHEARN FUND PERFORMANCE TABLE

Located in the West Stadium Center of Bill Snyder Family Stadium, the Ahearn Fund Performance Table is available to K-State student-athletes and provides dinner and a morning snack.

## Performance Table Dinner

- Performance Table Dinner is served Sunday evening to Thursday evening from 5:30 p.m., to 8:30 p.m., and includes a variety of upscale menu choices which are rotated on a nightly and weekly basis.

- A special Steak Night menu is served on the second and last Sunday of each month.

- Student-athletes may receive Performance Table access as part of their grant-in-aid package (at the discretion of the head coach), or can purchase a significantly discounted plan at just \$857 per year (\$5.39 per day)

## Performance Table Enhanced Morning Snack

- The Performance Table Enhanced Morning Snack is served Monday through Friday from 7 a.m., to 10 a.m.

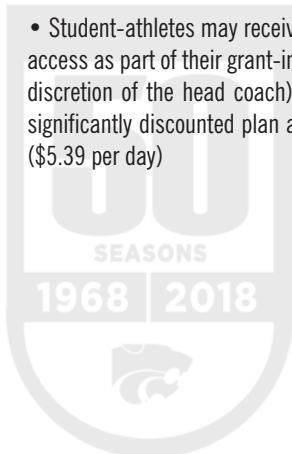
- Menu items include eggs, sausage, potatoes, muffins, toast, peanut butter and jelly sandwiches, fresh fruit, yogurt, oatmeal, cereal and more. A rotational entree will be available each day, as well as a self-serve breakfast sandwich station with to-go option.

- The Performance Table Enhanced Morning Snack will also be served on the third Sunday of each month, including an omelet station, from 10 a.m., to 1 p.m.

- Student-athletes who enroll in the Performance Table Dinner program will receive complimentary access to the morning snack service.



**SCOTT TRAUSCH**  
Sports Nutritionist  
trausch@kstatesports.com







## FUELING STATIONS

Pre- and post-workout fueling products will be available throughout all of the athletics facilities and will be managed by K-State Sports Nutritionist Scott Trausch, K-State's Athletic Training staff and the K-State Strength and Conditioning staffs.

Items include: fruits, nuts, bagels, peanut butter, jelly and other spreads, as well as meal replacement shakes, bars and carbohydrate boosters.







**Kindred Wesemann, 2017**  
Kinesiology

**Erica Young, 2017**  
Electronic Journalism

**Jessica Sheble, 2017**  
Kinesiology

**Kelly Thomson, 2017**  
Nutritional Sciences and  
Nutrition and Health

## WILDCATS IN THE CLASSROOM

### **K-STATE ONE OF TOP APR PROGRAMS IN BIG 12**

Kansas State women's basketball, for the 2015-16 academic year, were among the top teams in the Big 12 with its NCAA Academic Progress Rate (APR) of 996. The APR measures the eligibility, retention and graduation of student-athletes over a five-year span and is a predictor of graduation success. The most recent APRs are multi-year rates based on scores from the 2012-13 through 2015-16 academic years.

### **K-STATE A 5-TIME WBCA ACADEMIC TOP-25 TEAM HONOR ROLL RECIPIENT**

The Wildcats have appeared in the WBCA Academic Top-25 Team Honor Roll ranking five times since the rankings began at the beginning of the 1997-98 season (2009, 13th; 2008, 2nd; 2003, 2nd; 1999, 20th; 1998, 19th).

### **K-STATE STUDENT-ATHLETE ENHANCEMENT CENTER**

The K-State Student-Athlete Enhancement Center, located on the second floor of the Vanier Football Complex, features:

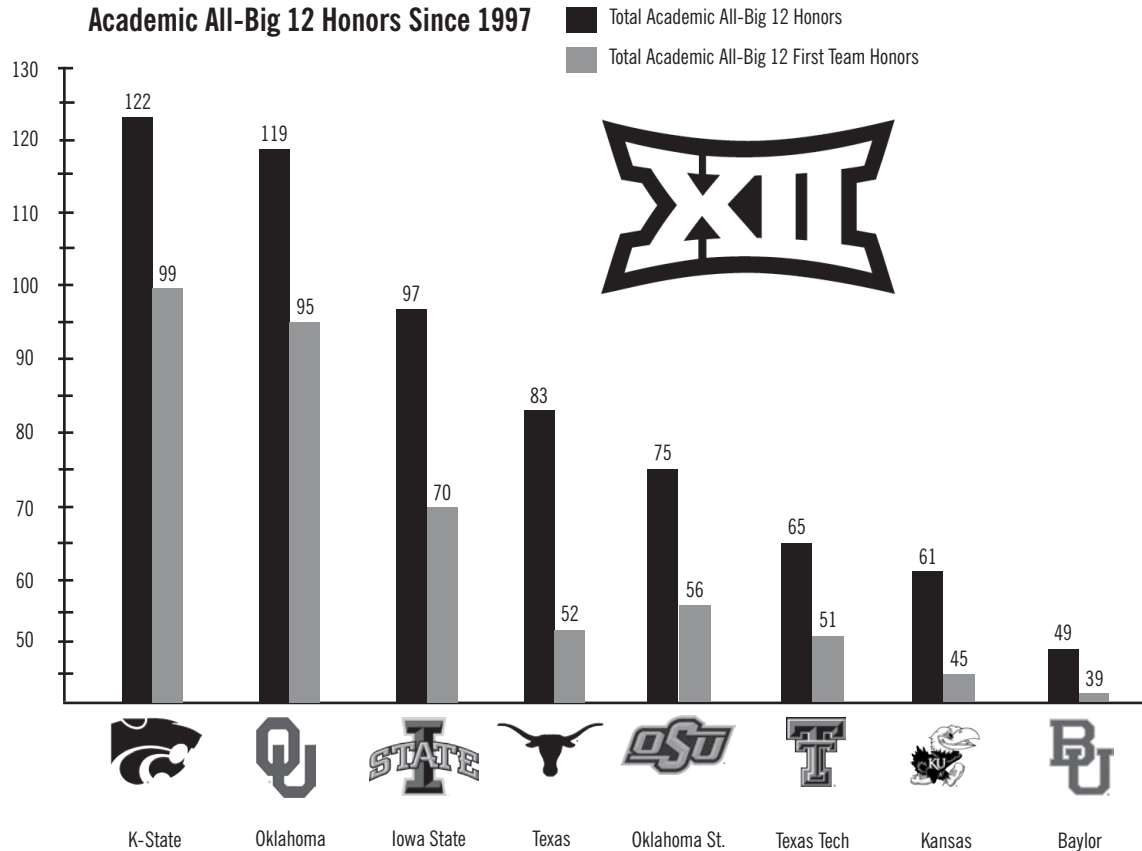
- 20 tutor rooms
- 2 large multi-purpose rooms with full technological capabilities
- 6 television screens
- 3 projection screens
- Computer lab with full presentation/technological capabilities that includes 75 computers
- 6 full-time academic counselors/4 graduate assistants
- Director of Student-Athlete Development
- Director of Sport Performance housed here with state of the art Vision Training Board



**Student-Athlete Enhancement Center in the Vanier Football Complex**



## Academic All-Big 12 Honors Since 1997



122

Wildcats have been named to the Academic All-Big 12 Conference women's basketball team - most of any school in the Big 12.

99

Wildcats have been named to the Academic All-Big 12 Conference First Team, including a school-record 8 in the 2009 season.

## KANSAS STATE ALL-TIME ACADEMIC ALL-AMERICANS

Ashley Sweat - Third Team - 2010  
Shalee Lehning - Third Team - 2009  
Laurie Koehn - Second Team - 2005

Laurie Koehn - First Team - 2004  
Nicole Ohlde - Second Team - 2004  
Gayla Williams - Third Team - 1981

Laurie Koehn (right) became the first women's basketball player in school history to be named a first team CoSIDA Academic All-American, while Nicole Ohlde earned second team honors in 2004. Koehn is the only two-time Academic All-American in program history, as she earned second team honors in 2005.

Shalee Lehning earned CoSIDA Academic All-America honors at the end of the 2008-09 season, earning a third team citation.

Ashley Sweat earned CoSIDA Academic All-America honors at the end of her senior season in 2009-10, earning a third team citation.

Former Wildcat Gayla Williams was the first K-State women's basketball player to earn Academic All-America honors, as she was a third team selection in 1981.







ANDERSON HALL

# KANSAS STATE UNIVERSITY

K-State is working to become a Top 50 public research university by 2025. To accomplish this, K-State is ramping up its total research and development expenditures, its total endowment and the number of undergraduate students involved in research, among other goals. The university is well on its way; check out the progress at [k-state.edu/2025](http://k-state.edu/2025).

## History and Location

K-State was established in 1863 as the nation's first operational land-grant university. As such, the university's mission has always been rooted in the principles set forth in the Morrill Act: to provide teaching, research and service to the citizens of Kansas and beyond. K-State is governed by the Kansas Board of Regents.

Located in central Manhattan, Kansas, the main campus encompasses more than 2,320 acres, including agricultural and research facilities. The campus is known for its historic limestone buildings. This classic college town of more than 56,000 residents is growing steadily, attracting local and national businesses.

Manhattan is 125 miles west of Kansas City in the rolling Flint Hills of northeast Kansas. The university also has a campus an hour west in Salina, Kansas State Polytechnic, which is known for its educational focus on experiential learning and offers bachelor's and associate degrees and one master's degree.

K-State's newest campus in Olathe, a part of the Kansas City metro area, offers master's and doctoral degrees and research for professionals seeking career advancement in a variety of science-based fields.

K-State's Global Campus, home to 70-plus online and distance programs, puts the power of a K-State education at one's

**It's a great time to be a K-Stater!  
We're on our way to becoming a Top 50 public research university by 2025. From residence halls to athletics facilities to academic buildings, the Manhattan campus is in the midst of a building boom.**

fingertips. Professional development workshops and enrichment programs are also offered through this campus.

In addition, K-State Research and Extension offers numerous extension fields, offices and other facilities in Kansas and Nebraska.

K-State is host to the prestigious Landon Lecture Series, honoring the late Kansas statesman Alfred M. Landon. Since 1966, the series has featured more than 175 nationally prominent speakers. Past speakers have included U.S. presidents, world leaders, Supreme Court justices, CEOs and other prominent figures.

## Academic Recognition

- A recent analysis by the Wall Street Journal shows K-State is one of the best schools in the nation for increasing students' critical thinking skills.
- Kansas State University is a program site for First Scholars, a national program aimed at increasing graduation rates among first-generation students. The Suder Foundation awarded the university \$850,000 to cover student scholarships and start-up costs to launch the program.
- For the sixth year in a row, the College of Business Administration's sales program was named one of the top programs in the country by the Sales Education Foundation. The program is offered through the college's National Strategic Sales Institute.
- The entomology department and the animal sciences and industry department in the College of Agriculture rank among the Top 10 in the world, according to the Center for World University Rankings.





COLLEGE OF BUSINESS ADMINISTRATION

# K-STATE 2025

## Colleges of Kansas State University

Agriculture  
Architecture, Planning & Design  
Arts & Sciences  
Business Administration  
Education  
Engineering  
Human Ecology  
Technology & Aviation  
Veterinary Medicine



K-STATE CAMPUS



HALE LIBRARY



• Two programs offered by the College of Architecture, Planning & Design are rated among the Top 10 in the nation in a survey by Design Intelligence. The graduate landscape architecture program ranks No. 5 in the nation, while the graduate program in interior architecture and product design is No. 7 in the nation.

#### Student Achievement

K-State students have an outstanding record when it comes to winning national competitions. K-Staters have placed in the top five in areas like robotics, debate, forensics, aviation, construction science, architecture, engineering, leadership and more. The K-State Black Student Union has been named tops in the Big 12 nine times in the last 12 years.

#### University Research

- Kansas State University is being called the "Silicon Valley for biodefense" for its status as a national leader in animal health, biosciences and food safety research. K-State is home to premiere research facilities such as the Biosecurity Research Institute and College of Veterinary Medicine Complex. In addition, the Kansas Department of Agriculture offices are co-located at the university's research park; and the National Bio and Agro-defense Facility being constructed adjacent to the Manhattan campus.
- The Princeton Review, Forbes magazine and U.S. News & World Report all rank Kansas State University as one of America's best public universities.
- K-State's "highest research activity" classification is the highest level possible from the Carnegie Classifications of Institutions of Higher Education.
- K-State is home to more than 90 centers and institutes that produce groundbreaking research. This includes four Feed the Future Innovation Labs funded by the U.S. Agency for International Development.
- More than \$230 million in financial assistance is distributed to students each year and \$29 million in scholarships.
- K-State is the No. 1 choice for Kansas high school seniors, and it pays dividends. Ninety-four percent of recent bachelor's degree

graduates indicated they were employed or continuing education.

#### Building the Future

- Seaton Hall has undergone a \$75 million transformation. The project has renovated 80,000 square feet and added 114,000 square feet of new construction, including Regnier Hall.
- Wefald Hall, a residence hall on the west side of campus, opened in fall 2016. It holds 540 beds, and the connecting dining center serves 1,850 students.
- The 150,000-square-foot Business Building, which opened in fall 2016 as home to the College of Business Administration, features classroom space, financial trading rooms and areas for professional development.
- A \$40 million expansion finished in early 2016 added Engineering Hall to the engineering complex that already included Durland, Fielder and Rathbone halls.
- The K-State Student Union has just undergone a \$31 million renovation and expansion.
- The Berney Family Welcome Center at WW1 Memorial Stadium opened in fall 2016 and centralizes services for incoming students, serves as a campus gateway, and features interactive technology and customized information for visitors.

#### Student Life

- Diversity at K-State continues to increase. Students come from all 50 states and more than 100 countries.
- The university offers more than 475 student clubs and organizations, including honors, academic and multicultural organizations.
- K-Staters are recipients of several prestigious scholarships, including the Goldwater, Udall, Fulbright, Gilman, SMART and Cargill Global scholarships in the last year.
- The Princeton Review ranks Kansas State University No. 2 for students who love their college, No. 3 for best quality of life and No. 6 for happiest students.
- K-State is on the Phi Theta Kappa Transfer Honor Roll for providing exemplary programs, initiatives and benefits for community college transfer students.
- The newly renovated and expanded K-State Student Union ranks as one of the nation's 25 best student unions, while Travel + Leisure magazine rates the K-State Manhattan campus as the most beautiful in Kansas.
- The student-run, nationally recognized K-State Proud philanthropy has raised more than \$1.1 million to help fellow students in need.

WEFALD HALL





## THE COLLEGES OF KANSAS STATE

**College of Agriculture****Dean:** John Floros - 785.532.7137; **Email:** floros@k-state.edu

• With a 97 percent job placement rate of students, the College of Agriculture offers 16 majors that prepare students to enter an industry demanding more agricultural graduates. The college has a 25-to-1 student to advisor ratio and offers hands-on learning opportunities ranging from research and food laboratories to 15 teaching units and farms within a mile of campus. It annually awards more than \$1 million in scholarships and offers five to seven faculty-led international trips each year.

• Majors: agribusiness; agricultural communications and journalism; agricultural economics; agricultural education; agricultural technology management; agronomy; animal sciences and industry; bakery science and management; feed science and management; food science and industry; horticulture (fruit and vegetable production, golf course management, greenhouse and nursery management, horticultural science, landscape design, landscape management, and sports turf operations management); general agriculture (undeclared); milling science and management; park management and conservation (interpretation, law enforcement ranger, park manager and recreation business); pre-veterinary medicine; and wildlife and outdoor enterprise management.

**College of Architecture, Planning & Design****Dean:** Tim de Noble - 785.532.5950; **Email:** tdenoble@k-state.edu

• Two of the college's programs are among the Top 10 in the nation, according to the annual survey by DesignIntelligence magazine. The graduate program in interior architecture and product design is No. 7 in the nation, while the graduate program in landscape architecture ranks No. 8 in the nation. Both programs are ranked first in the Midwest.

• Majors: architecture; interior architecture and product design; landscape architecture; and regional and community planning.

**College of Arts & Sciences****Interim Dean:** Amit Chakrabarti - 785.532.6900; **Email:** amitc@k-state.edu

• The College of Arts & Sciences has long been the home to many award-winning students on a national level, including 19 who have received Rhodes and Marshall scholarships, as well as 7 Udall, 29 Truman and 64 Goldwater scholars.

• Majors: American ethnic studies; anthropology; art; biochemistry (molecular biophysics and medical biochemistry); biology; chemistry; communication studies (legal, organizational, political and relational); economics; English; fisheries, wildlife and conservation biology; geography; geology; history; interdisciplinary majors (humanities, life science, physical science and social science); journalism and mass communications (advertising, electronic, print and public relations); mathematics (actuarial and applied); microbiology; modern languages (French, German and Spanish); music; music education; philosophy; physics; political science; pre-law; psychology; social work; sociology (criminology); statistics; theatre; and gender, women, and sexuality studies.

• Health professions: clinical laboratory science (medical technology); pre-chiropractic; pre-dentistry; pre-health information management; pre-medicine; pre-nursing; pre-occupational therapy; pre-optometry; pre-pharmacy; pre-physical therapy; pre-physician assistant; pre-respiratory therapy; and pre-veterinary medicine.

**College of Business Administration****Interim Dean:** Kevin Gwinner - 785.532.7227; **Email:** kgwinner@k-state.edu

• The College of Business Administration is among the 10 percent of business schools in the U.S. with both its business and accounting programs accredited by the Association to Advance Collegiate Schools of Business, the premier accrediting association for business schools.

• For the fourth year in a row, the college's sales program was named one of the top sales programs in the country by the Sales Education Foundation. The program is offered through the college's National Strategic Selling Institute.

• Majors: accounting; entrepreneurship; finance (controllorship, financial management and financial services); management (general management, human resources management, and operations and supply chain management); management information systems; and marketing.

**College of Education****Dean:** Debbie Mercer - 785.532.5525; **Email:** dmercer@k-state.edu

• Produces more teachers annually than any other program in Kansas.

• Nearly 850 of the U.S. Army's highest-ranking officers have earned graduate degrees from the College of Education's Adult and Continuing Education program while attending the Command and General Staff College at Fort Leavenworth.

• The College of Education won 11 prestigious national awards over the last five years. In 2010, the Association of Teacher Educators named the college's elementary education program the nation's distinguished program — No. 1 status.

• Majors: elementary education; and secondary education (art, biological sciences, business, chemistry, earth science, English, English/journalism, journalism, mathematics, modern languages, physics, social studies and speech).

**College of Engineering****Dean:** Darren Dawson - 785.532.5590; **Email:** dmdawson@k-state.edu

• With its land-grant roots, the College of Engineering was the first and remains the largest engineering program in Kansas, featuring nationally prominent research in high-performance computing, cybersecurity, the environment, advanced manufacturing, nuclear engineering, transportation, energy and STEM education.

• The college ranked in the Top 20 of U.S. News & World Report's best online graduate engineering programs in 2015, a recognition of its seven master's degree offerings

• Majors: architectural engineering; biological systems engineering (biological, environmental and machinery); chemical engineering; civil engineering (construction, environmental, general and structures); computer engineering; computer science (computer science and software engineering); construction science and management; electrical engineering; industrial engineering; information systems; and mechanical engineering (nuclear engineering).

**College of Human Ecology****Dean:** John Buckwalter - 785.532.5500; **Email:** jbb3@k-state.edu

• The college has inaugurated a mentoring program that pairs juniors, seniors and graduate students with professionals in their fields. This fall, more than 200 students will have professional mentors.

• Majors: apparel and textiles (apparel design and production, and apparel marketing); athletic training; communication sciences and disorders; dietetics (coordinated and didactic); early childhood education; family and consumer sciences education; family studies and human services; hospitality management; human ecology (general); interior design; kinesiology; nutrition and kinesiology; nutritional sciences (pre-medicine and other health sciences); nutrition and health; and personal financial planning.

**Kansas State University Salina Technology and Aviation****Dean:** Verna Fitzsimmons - 785.826.2601; **Email:** vfzsimmons@k-state.edu

• K-State Salina's unmanned aircraft systems program reached a national milestone this year when it became the first entity in the country to receive approval from the Federal Aviation Administration for statewide access during flight operations.

• K-State Salina, which is celebrating its golden anniversary this year, has added to its piloting amenities after being chosen by Textron Aviation as a partner school in its Top Hawk program, giving students use of a brand new Cessna Skyhawk 172 until the end of 2015 for flight training and recruiting events. K-State Salina is one of only four universities in the country to be selected for this honor.

• Majors: airport management; applied business; aviation maintenance management; avionics systems and management; computer systems technology; digital media technology; electronic and computer engineering technology; helicopter pilot; mechanical engineering technology; professional pilot; technology management; unmanned aircraft systems; and Web development technology. Social work is offered through the College of Arts & Sciences; and family studies and human services, and personal financial planning are offered through the College of Human Ecology.

**College of Veterinary Medicine****Dean:** Bonnie Rush - 785.532.5660; **Email:** vetdean@k-state.edu

• The College of Veterinary Medicine added two new Centers of Excellence in 2015:

The Center for Outcomes Research and Education and the Center of Excellence for Vector-Borne Diseases. Each center supports advanced research in animal health with potential effects on relevant human health issues.

• The clinical sciences department's new Mobile Surgery Unit lets students and faculty provide medical care and perform pre-adoption spay/neuter procedures to enhance the health and adoptability of shelter animals at nonprofit and municipal animal shelter organizations. The unit currently serves nine Kansas communities with potential to expand.

• Professional degree: Doctor of Veterinary Medicine.

**Graduate School****Dean:** Carol Shanklin - 785.532.7927; **Email:** shanklin@k-state.edu

• The National Science Foundation has recognized two K-State graduate students with honors. Matthew Gallart, master's student in biology, received a 2015 National Science Foundation Graduate Research Fellowship of more than \$102,000 to support his graduate education for three years. Ryan Greenway, master's student in biology, was named honorable mention for the fellowship. The NSF Graduate Research Fellowship award recognizes outstanding students who are pursuing research-based master's and doctoral degrees in science, technology, engineering and mathematics.

• Students have access to more than 40 doctoral programs, 70 master's programs and 30 certificate programs.

**Kansas State University Olathe****Interim Dean:** Ralph Richardson - 913.541.1220; **Email:** rcr@k-state.edu

• As a driving force for research, economic growth and workforce development for Johnson County and the Greater Kansas City area, K-State Olathe extends the mission of Kansas State University by fostering new ways of learning and discovery through education and training that meet the needs of today's employers. K-State Olathe is a flourishing hub integrating education, research and entrepreneurship focused on animal health, food and related sectors.

• K-State Olathe is developing strategic partnerships with industry leaders and regional entrepreneurs. By creating innovative and profitable industry relationships, K-State is the university of choice to tackle critical business questions, collaborate on leading-edge research and position students for stellar careers.

• K-State Olathe offers graduate degrees in food science, agribusiness, veterinary biomedical science, biological and agricultural engineering, horticulture with an emphasis in urban food systems, and adult and continuing education.

**Kansas State University Global Campus****Dean:** Sue Maes - 785.532.5644; **Email:** scmaes@k-state.edu

• Newly launched online programs for the working professional include a Master of Arts in Teaching, or MAT, graduate certificate in data analytics and graduate certificate in dialogue, deliberation and public engagement.

• Celebrating 50 years of providing education to adult students, K-State Global Campus recognized more than 575 students who completed degrees online in the past year. K-State Global Campus offers over 65 online programs, with students in all 50 states and 17 countries.

• Online programs include bachelor's, master's, doctoral, minor and certificate programs.





# RICHARD MYERS

## University President | Kansas State '65; Auburn '77



### The Myers File

#### Education

Kansas State University (1965) B.S. Mechanical Engineering

Auburn University (1977) Master of Business Administration

Air Command and Staff College (1977) Maxwell Air Force Base

U.S. Army War College (1981) Carlisle Barracks

John F. Kennedy School of Government, Harvard University (1991)

Senior Executives in National and International Security Program

Find out more about President Myers: [k-state.edu/president](http://k-state.edu/president)

Retired U.S. Air Force Gen. Richard B. Myers has returned to his home state and alma mater to serve as Kansas State University President. He graduated from the university in 1965 with a bachelor's degree in mechanical engineering and joined the Air Force through K-State's ROTC program.


The native Kansan from Merriam loyally served his country and retired as a four-star general. From 2001-2005, he served as the 15th chairman of the Joint Chiefs of Staff and was the principal military adviser to the U.S. president, secretary of defense, and the National Security Council.

As a command pilot, Myers logged more than 4,100 flying hours, including 600 combat hours. His significant commands included North American Aerospace Defense Command; U.S. Space Command and Air Force Space Command at Peterson Air Force Base in Colorado; Pacific Air Forces at Hickam Air Force Base, Hawaii; and the 5th Air Force at Yokota Air Base, Japan. He was appointed Vice Chairman of the Joint Chiefs of Staff by President Clinton in 2000. He has received numerous awards and decorations for his service, which include Legion of Merit, French Legion of Honor, and Presidential Medal of Freedom.

Myers also is a Kansas State University Foundation professor of military history and leadership. He received a master's degree in business administration from Auburn University in 1977. He also graduated from Air Command and Staff College at Maxwell Air Force Base in 1977, U.S. Army War College at Carlisle Barracks in 1981, and the John F. Kennedy School of Government at Harvard University, where he completed a program for Senior Executives in National and International Security in 1991.

Throughout Myers' active duty and world travels, he continued relationships with his friends back home. He has provided instruction, insight, and inspiration to current students and the K-State community. In 2000, he presented the 118th Landon Lecture at Kansas State University, where he spoke about the

military's role in international relations. Kansas State University named the military science building, home of the Army ROTC and Air Force ROTC programs, Gen. Richard B. Myers Hall, in honor of his service and dedication. He and his wife, Mary Jo, serve as co-chairs of the Kansas State University Innovation and Inspiration Campaign to raise \$1 billion.





KANSAS STATE PRESIDENT'S CABINET



**CINDY BONTRAGER**  
Vice President for  
Administration & Finance



**PAT BOSCO**  
VP of Student Life & Dean of  
Students



**AMY  
BUTTON RENZ**  
President & CEO of Alumni  
Association



**PETER DORHOUT**  
Vice President for  
Research



**JACKIE HARTMAN**  
Dir. of Community Relations/  
Asst. to the President



**APRIL MASON**  
Provost & Senior Vice  
President



**JEFFERY MORRIS**  
VP for Communications &  
Marketing



**SUE PETERSON**  
Director of Governmental  
Relations



**JAY STEPHENS**  
Vice President for  
Human Capital



**GENE TAYLOR**  
Director of Intercollegiate  
Athletics



**GREG WILLEMS**  
President/CEO of KSU  
Foundation





**AGGIEVILLE**  
**HOME TO OVER 35 RESTAURANTS AND SHOPS**



## MANHATTAN, Kan.

### America's No. 1 College Town

When it comes to classic college towns, the Little Apple ranks among the best. Although considerably smaller than its New York namesake, Manhattan has blossomed into a diversified city with urban amenities while retaining its small-town appeal. Manhattan also has many appealing places to shop, eat and socialize. Aggieville, an area that features over 35 restaurants and shops, continues to be particularly popular with students and is located on the southeast edge of campus.

MSN.com ranked the city of Manhattan No. 1 on its list of 10 Best College Towns to Live In, Even If You're Not a Student. Manhattan also ranked No. 1 in Quality of Life among American small cities by CNN, while Business Insider ranked Manhattan as the No. 6 Most Exciting Small City in the United States, Men's Journal named Manhattan one of the Top 50 Places to Live in America while Money Magazine named Manhattan one of the Top 10 Places to Retire Young in the USA.

Manhattan is the fastest growing metro area in the state of Kansas and one of the Top 15 fastest growing cities in the country. It also ranked in the top one percent nationally in personal income growth.


American Airlines offers daily round-trip flights between Dallas/Fort Worth International Airport, Chicago O'Hare International Airport and Manhattan Regional Airport, so flights out of Manhattan now connect to anywhere in the world.

Around the holidays, Manhattan bustles with activity as approximately 15,000 revelers each year take to the streets of Aggieville to celebrate the Little Apple at the annual New Year's Eve ball drop.



**Manhattan Regional Airport, which is undergoing a \$16 million expansion, offers 5 daily flights to Dallas-Fort Worth and Chicago O'Hare.**





BLUE EARTH PLAZA AND THE FLINT HILLS DISCOVERY CENTER

**Lodging**

Candlewood Inn & Suites	210 Blue Earth Place	785.320.7995
Comfort Inn	150 E. Poyntz Ave.	785.770.8000
Comfort Suites	1020 Hostetler Dr.	785.539.9449
Courtyard By Marriott - Junction City	310 Hammons	785.210.1500
Days Inn	1501 Tuttle Creek Blvd	785.539.5391
Fairfield Inn by Marriott	300 Colorado St.	785.539.2400
Four Points by Sheraton	530 Richards Drive	785.539.5311
Hampton Inn	501 E. Poyntz	785.539.5000
Hilton Garden Inn	410 S. 3rd St.	785.532.9116
Holiday Inn at the Campus	17th & Anderson	785.539.7531
Motel 6	510 Tuttle Creek Blvd.	785.537.1022
Parkwood Inn and Suites	505 S 17th St.	785.320.5440
Super 8	200 Tuttle Creek Blvd.	785.537.8468

**Transportation**

Manhattan Airport	5500 Fort Riley Blvd	785.587.4567
Avis Rent-A-Car	5500 Fort Riley Blvd	785.539.0900
Enterprise Rent-A-Car	4810 Skyway Drive	785.537.6000
Hertz Rent-A-Car	5500 Fort Riley Blvd	785.539.0261
National Car Rental	5500 Fort Riley Blvd	785.539.8814

**Restaurants**

Applebee's Bar & Grill	Manhattan Town Center	785.537.0408
Buffalo Wild Wings Grill & Bar	1231 Moro	785.323.9464
Carlos O'Kelly's Mexican Cafe	622 Tuttle Creek Blvd.	785.537.4688
Chili's Grill & Bar	213 Fort Riley Blvd	785.537.1250
Chipotle Mexican Grill	606 N. Manhattan	785.587.8052
CoCo BoLo's	1227 Bluemont Ave.	785.537.4700
Cox Bros. BBQ	223 McCall Rd.	785.539.0770
Early Edition (Breakfast)	3210 Kimball Ave.	785.539.3255
Famous Dave's BBQ	910 Commons Place	785.537.2401
Harry's Uptown	418 Poyntz Ave	785.537.1300

Keltic Star	1215 Moro	785.320.7456
Little Apple Brewing Company	Westloop Shopping Ctr	785.539.5500
Longhorn Steakhouse	505 Tuttle Creek Blvd	785.532.9061
McAlister's Deli	421 Tuttle Creek Blvd.	785.539.0610
Old Chicago	2001 Clock Tower Place	785.537.3322
Olive Garden	715 Tuttle Creek Blvd.	785.537.2445
Rock-A-Belly Bar & Deli	718 N. Manhattan Ave	785.539.8033
So Long Saloon	1130 Moro	785.537.9292
Taco Lucha	1130 Moro	785.320.5255
The Chef (Breakfast)	111 S 4th St.	785.537.4100
The Hut: Bayou Bar & Grille	429 Poyntz Ave.	785.320.5757



# JEFF MITTIE

**Head Coach | Fourth Year | Missouri Western '89 | 5-time Conference Coach of the Year**



## MITTIE'S CAREER RECORD

- 515-273 (.654) - entering 26th season in 2016-17; fourth season at K-State

## MITTIE'S TROPHY CASE

- 2017 KBCA Women's Basketball Coach of the Year
- 2016 Missouri Western Distinguished Alumni Award
- 2010 Mountain West Conference Coach of the Year
- 2002 Conference USA Coach of the Year
- 2001 WAC Coach of the Year
- 1995 MIAA Coach of the Year
- 1994 MIAA Coach of the Year
- 2010 MWC Regular Season Champions
- 2005 Conference USA Tournament Champions
- 2003 Conference USA Tournament Champions
- 2002 Conference USA Regular Season Champions
- 2001 WAC Regular Season & Tournament Champions
- 1995 MIAA Regular Season & Tournament Champions
- 1994 MIAA Regular Season Champions

Jeff Mittie, one of the winningest active coaches in NCAA Division I with more than 500 career wins, 18 postseason appearances, nine conference titles and five conference coach of the year honors in 25 years of coaching, enters his fourth season at the helm of the K-State program in 2017-18.

Mittie, introduced as the ninth head women's basketball coach in K-State history before the 2014-15 season, has achieved an overall record of 515-273 (.654) in his previous 25 years as a head coach, including a 61-38 (.616) record at K-State in three seasons. His .654 career winning percentage ranks among the top-50 active Division I head coaches and 22nd among active coaches with 20 or more years experience.

Mittie has averaged 21 wins and 10 losses per season and experienced only one losing season in his 25 years of head coaching. Eighteen times Mittie has advanced his teams to either the NCAA or WNIT Tournaments, in which he has a combined record of 18-16.

Kansas State concluded the 2016-17 season with 23 wins, the most since the 2008-09 season. The Wildcats made the 15th NCAA Tournament appearance in program history and advanced a round in the tournament for the 11th time. Mittie was the first women's basketball coach in school history to guide the program to two NCAA Tournament appearances in their first three seasons.

This was the 15th 20-win season for Mittie in his 25 seasons as a head coach. The 23 victories were the most for a Mittie coached team since he guided TCU to 23 wins during the 2007-08 season. He has tallied 24 winning seasons in his 25 years as a head coach. The NCAA Tournament appearance for

Mittie was the 18th postseason trip for one of his programs, including his fourth straight.

The Wildcats registered an 11-7 mark in the Big 12 and a fourth-place finish in the league. The 11 wins were the most since K-State won the Big 12 in 2007-08. This was the third straight season under Mittie that K-State improved its league win total from one

**46 | 56**  
Academic All-Conference selections | All-Conference selections

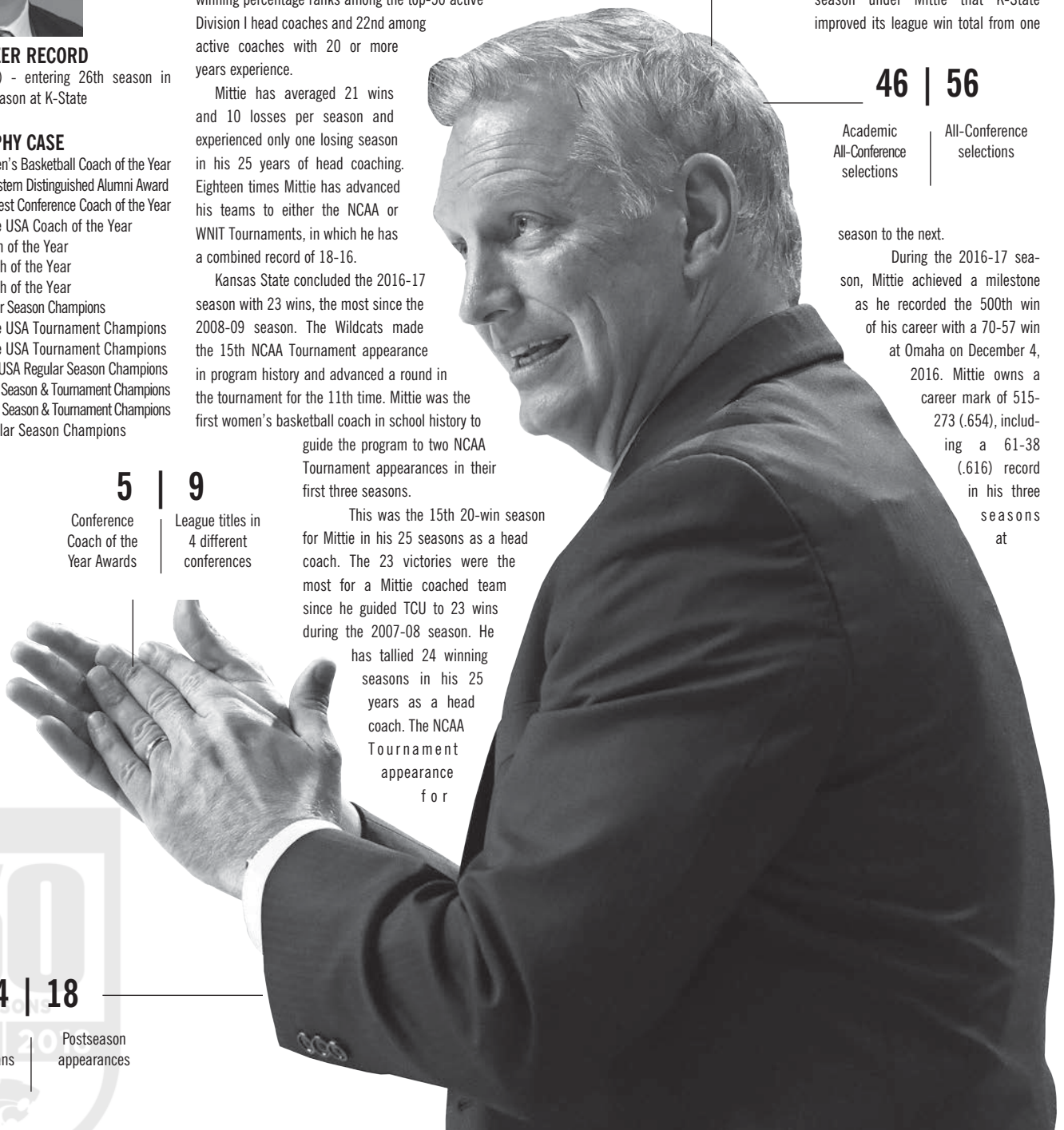

season to the next.

During the 2016-17 season, Mittie achieved a milestone as he recorded the 500th win of his career with a 70-57 win at Omaha on December 4, 2016. Mittie owns a career mark of 515-273 (.654), including a 61-38 (.616) record in his three seasons at

**515**  
Career Wins

**5 | 9**  
Conference Coach of the Year Awards | League titles in 4 different conferences

**4 | 18**  
AP All-Americans | Postseason appearances





Kansas State. He reached the 50-win mark in his 81st career game at Kansas State with a 68-54 win over Texas Tech on January 7, 2017. He is the fifth K-State women's basketball head coach to achieve 50 or more victories.

Mittie mentored several players to postseason honors in the 2016-17 season. Heading the list were 2017 All-Big 12 First Team honorees, Breanna Lewis and Kindred Wesemann.

In addition to earning her second straight All-Big 12 First Team citation, Lewis garnered 2017 Women's Basketball Coaches Association (WBCA) All-Region 3 honors, the first for the program since the 2012-13 season. Lewis reached the 400-point, 225-rebound mark for the second straight season with 471 points (13.9 ppg) and 280 rebounds (8.2 rpg).

In addition to rebounds, she led the Wildcats in a number of statistical categories, including: field goals made and field goal percentage (205-of-367; .559), blocked shots (59, 1.7 bpg) and double-doubles (9). She ranked 12th in the Big 12 in scoring, third in field goal percentage, fourth in rebounding and sixth in blocked shots.

Lewis, who is the only player in program history to be named to the Big 12 All-Defensive Team, earned her third straight league defensive honor by anchoring one of the Big 12's top defenses in the 2016-17 season. She was responsible for 41.3 percent of K-State's blocked shots and set the school record for blocked shots in a three-year span with 238.

In mid-April, Lewis was selected with the 23rd overall pick in the 2017 WNBA Draft by the Dallas Wings. Lewis was the first WNBA selection during Mittie's tenure at Kansas State.

In the 2016-17 season, Wesemann earned All-Big 12 First Team honors for the first time in her career by averaging a career-high 13.9 points per game (474 points) and buried a career-high 90 three-pointers on 256 attempts. Her 90 connections from beyond the arc ranked 23rd in the nation and the most by any player in the Big 12 this season. Over the last two seasons, Wesemann has made 175 three-point field goals, the most of any player in the league during this time.

In late-March, Wesemann represented Kansas State at the 29th Annual State Farm College Slam Dunk and 3-point

Championships in Phoenix, Arizona. Wesemann captured both the Marines Women's 3-Point Contest title and the Shoe Carnival Battle of the Champions 3-Point crown.

In addition to the strong efforts on the court, Mittie's team was also solid in the classroom. The Wildcats tied for the league lead on the 2017 Academic All-Big 12 Teams with eight honorees including seven on the first team. Shaelyn Martin garnered College Sports Information Directors Association (CoSIDA) Academic All-District VII honors, the program's first recipient since the 2010-11 season.

The Wildcats have also been solid in the classroom during Mittie's first three seasons, charting an APR score of 996 in the latest report. K-State has garnered 19 Academic All-Big 12 selections including 16 first team selections under Mittie's watch.

In the 2015-16 season, the Wildcats were selected for the 14th NCAA Tournament appearance and first since the 2011-12 season. K-State ended the season with a 19-13 overall record, which included a 56-51 win over George Washington in the first round of the NCAA Tournament. Kansas State's defense continued to shine in the 2015-16 season, while the Wildcats' offensive numbers also rose. K-State blocked 157 shots a season ago, which ranks fourth in school history. The Wildcats led the Big 12 in steals per game with 9.0 (289 steals).

On offense, K-State averaged 64.4 points per game which was the highest scoring average for the program since the 2007-08 season. The Wildcats drained 218 three-pointers during the 2015-16 season and ranked third in the league in 3-point field goals per game (6.8). This was the first time since the 2012-13 season that K-State made 200 or more 3-point field goals in a season.

For their efforts on the floor in 2015-16, Lewis was named K-State's first All-Big 12 First Team selection since the 2012-13 season and tallied her second straight All-Big 12 Defensive Team honor. Joining Lewis was Kindred Wesemann who was named to the All-Big 12 Second Team after her career year.

In his first season in Manhattan in 2014-15, Mittie guided the program to an overall record of 19-14 and a second round appearance in the Postseason WNIT. The eight-win improvement

## MITTIE'S YEAR-BY-YEAR RECORD

Year	School	Record	Postseason
1992-93	Missouri Western	16-11	--
1993-94	Missouri Western	29-3	NCAA D-II Semifinals
1994-95	Missouri Western	31-3	NCAA D-II 3rd Place
1995-96	Arkansas State	17-10	--
1996-97	Arkansas State	20-8	--
1997-98	Arkansas State	20-10	--
1998-99	Arkansas State	18-14	WNIT Quarters
1999-00	TCU	16-14	--
2000-01	TCU	25-8	NCAA 2nd Rd
2001-02	TCU	24-7	NCAA 2nd Rd
2002-03	TCU	20-14	NCAA 2nd Rd
2003-04	TCU	25-7	NCAA 2nd Rd
2004-05	TCU	23-10	NCAA 1st Rd
2005-06	TCU	19-12	NCAA 2nd Rd
2006-07	TCU	21-11	NCAA 1st Rd
2007-08	TCU	23-12	WNIT Quarters
2008-09	TCU	20-11	NCAA 1st Rd
2009-10	TCU	22-9	NCAA 1st Rd
2010-11	TCU	22-11	WNIT 1st Rd
2012-13	TCU	16-14	--
2012-13	TCU	9-21	--
2013-14	TCU	18-15	WNIT 1st Rd
2014-15	Kansas State	19-14	WNIT 2nd Rd
2015-16	Kansas State	19-13	NCAA 2nd Rd
2016-17	Kansas State	23-11	NCAA 2nd Rd

**25 Years** **515-273 (.654) 18 Postseasons**



## Jeff Mittie Career Record Against

Opponent	Win	Loss	Opponent	Win	Loss	Opponent	Win	Loss	Opponent	Win	Loss	Opponent	Win	Loss
Abilene-Christian	5	0	Florida International	0	2	Michigan State	2	0	Pittsburg State	3	1	Texas Tech	9	4
Air Force	16	1	Florida Southern	1	0	Midland Lutheran	2	0	Prairie View A & M	2	0	Truman State	6	0
Akron	1	0	Florida State	1	0	Minnesota	0	1	Princeton	1	0	Tulane	3	3
Arizona	0	1	Fordham	1	0	Mississippi	1	4	Purdue	0	2	Tulsa	6	2
Arkansas	2	2	Fort Hays State	1	0	Mississippi State	3	1	Quincy	2	0	UAB	4	0
Arkansas-Pine Bluff	2	0	Fresno Pacific	1	0	Mississippi Valley St.	3	1	Radford	1	0	UCF	1	0
Arkansas-State	1	2	Fresno State	5	3	Missouri	1	1	Rice	5	2	UC Irvine	1	0
Auburn	1	0	George Washington	1	1	Missouri State	1	3	Rutgers	1	2	UCLA	1	0
Austin Peay	2	0	Georgia	1	6	Missouri-Rolla	4	1	Saint Louis	6	0	UC Santa Barbara	0	1
Baylor	1	14	Georgia Southern	1	0	Missouri-St. Louis	3	0	Saint Mary's (Calif.)	1	0	UMKC	3	0
Boise State	3	0	Grambling State	5	0	Missouri-Southern	5	2	Samford	1	0	UNLV	13	4
Boston College	0	1	Hampton	1	0	Montana State	1	0	Sam Houston State	11	0	USC	0	2
Brown	1	0	Hartford	0	1	Morningside	0	1	San Diego State	12	5	USF	4	1
BYU	7	8	Harvard	0	1	Mount Mercy	1	1	San Francisco	1	0	Utah	9	8
California	2	1	Hastings	1	0	Murray State	1	0	San Jose State	5	0	UTEP	5	1
Central Missouri	5	3	Hawaii	3	3	Nebraska-Omaha	2	1	Santa Clara	1	1	UTSA	4	0
Central Washington	1	0	Holy Cross	1	0	Nevada	1	1	SIU-Edwardsville	2	0	UW-Green Bay	1	1
Charlotte	4	3	Houston	10	6	New Hampshire	1	0	SMU	9	8	Valparaiso	0	1
Chicago State	2	0	Houston Baptist	2	0	New Mexico	10	6	South Alabama	10	1	Vanderbilt	1	0
Cincinnati	4	1	Illinois	1	0	New Mexico State	2	0	South Carolina	0	1	Virginia	1	1
Colgate	1	0	Indiana	1	0	New Orleans	8	2	South Dakota	1	0	Washburn	4	3
Colorado	0	2	Iowa State	5	8	Niagara	1	0	South Dakota State	0	2	West Virginia	2	11
Colorado State	13	1	Kansas	10	5	North Carolina	0	1	Southern	1	0	Western Illinois	1	0
Columbia	1	0	Kansas State	6	3	North Carolina A & T	1	0	Southern Miss	4	0	Western Kentucky	3	7
Connecticut	0	3	Lamar	9	0	North Carolina State	1	2	Southwest Baptist	4	0	Western New Mexico	1	0
Coppin State	1	0	LaSalle	0	1	North Dakota State	1	2	Stanford	1	0	Wichita State	3	2
Cornell	1	0	Lincoln (Mo.)	5	0	North Texas	1	1	Stephen F. Austin	2	1	William Jewell	2	0
Dayton	0	1	Long Beach State	1	0	Northern Iowa	0	1	Stonehill	1	0	Wyoming	8	6
Delaware	1	0	Louisiana-Lafayette	8	0	Northwest Missouri St.	4	0	Syracuse	1	0	Yale	1	0
DePaul	4	2	Louisiana-Monroe	4	0	Oklahoma	5	13	Tarleton State	1	0			
Doane	2	1	Louisiana Tech	0	10	Oklahoma Baptist	1	0	TCU	6	2			
Drake	1	0	Louisville	4	3	Oklahoma State	7	7	Temple	1	0			
Duke	0	2	LSU	1	1	Oral Roberts	1	1	Tennessee	0	4			
East Carolina	4	0	Lyon	1	0	Oregon	1	2	Texas	1	9			
Eastern Michigan	1	0	Marquette	3	1	Omaha	1	0	Texas A&M	2	6			
Eastern New Mexico	1	0	Maryland	1	1	Ozarks (Ark.)	1	0	Texas A&M-CC	3	0			
Emporia State	7	0	Memphis	4	1	Park	1	0	Texas-Arlington	11	0			
Florida	1	3	Mesa State	1	0	Penn State	1	0	Texas-Rio Grande Valley	9	1			
Florida Atlantic	1	0	Miami (Ohio)	1	0	Pepperdine	3	0	Texas State	2	1			
Florida Gulf Coast	1	0	Miami (Fla.)	0	1	Peru State	1	0	Texas Southern	4	0			

## What They Are Saying About K-State Head Coach Jeff Mittie

### Gary Blair, Texas A&M Women's Basketball Coach

"With Jeff Mittie, you have a proven winner, and you have one of the best minds in coaching. Kansas State is bringing home a man to the Kansas-Missouri region that knows that area like the back of his hand. He did everything in his power to make TCU relevant in the big picture of women's college basketball, and did one of his best coaching jobs this season. Kansas State has great tradition and has had a lot of great players. Jeff will have them back in the NCAA Tournament in no time."

### Eric Hyman, Texas A&M Athletics Director (served at TCU 1998-2005)

"Jeff has done a remarkable job turning around the TCU women's basketball program. He took a program that had historically struggled and built it into one that was consistently competing for championships and participating in the NCAA Tournament. I know TCU will be disappointed to see the Mitties leave. Shanna and Jeff will be wonderful additions to the Kansas State family."

### Debbie Antonelli, National Women's College Basketball Analyst

"The words that come to mind when talking about Jeff Mittie are tough-minded, driven, hard-working and will take the task to the end. He will put a blueprint together to get K-State back into contention nationally. Kansas State has a loyal fan base and fans will be glued to their seats so they will need to get their popcorn early because the concession lines will be too long at halftime."

### Emily Carter, former TCU player & All-MWC First Team selection in 2010 & 2011

"I spent five years with him at TCU and I actually redshirted my freshman year from an injury.

Through all of that he really developed me into the player I was my senior year. He had a lot of confidence in me from day one. I was the type of player that I knew my role was to come in and be a shooter for us but he really wanted me to develop into more than that. He helped me develop a lot of my inside game and helped me develop on the defensive end. He is one of the main reasons I was able to progress my career as much as I did and eventually make it onto the all-conference team my last two years there. He had a huge impact on my career at TCU.

"Athletics were important to him, but academics always came first. Just making sure we were set up to succeed even when we were traveling a lot and giving us time to study on the road - making sure how important it was to be open and communicate with our professors when we were gone. When we were in town, he would give us tons of opportunities with study halls and tutors to make sure we were staying on top of everything academically because at the end of the day the most important thing for us was to get our education."





from the previous season was the third highest improvement from one season to the next in program history. Mittie opened his K-State tenure with 10 wins in the first 11 games, becoming the second coach in program history to begin his or her tenure with 10 wins in 11 games (Judy Akers, 1968-69).

Mittie helped reshape K-State's defense in his first season, as the Wildcats finished the season ranked 44th in the nation in scoring defense (58.2 ppg allowed), 12th in steals (11.3 spg) and 42nd in blocked shots (4.7 bpg). K-State's defense ranked first in the Big 12 in steals, second in scoring defense and third in blocked shots.

The Wildcats registered the second-most steals in program history with 374 steals in 2014-15. In addition to the 374 steals, K-State blocked 156 shots which marked the ninth time in school history that K-State blocked 100 or more shots in a season and was the fourth-most in program history for blocks in a season.

K-State was recognized for its quick turnaround, as Breanna Lewis was named to the All-Big 12 Second Team and Ashia Woods was named an All-Big 12 Honorable Mention recipient. In addition to her All-Big 12 honor, Lewis became the first player in program history to be selected to the All-Big 12 Defensive Team, as she shattered the school record for blocks in a season with a career-high 97 and set a career-high with 50 steals.

Under Mittie, Kansas State has ranked among the top-25 in the nation in attendance as the Wildcats were 21st in the nation in average attendance in 2015-16 and 18th in total attendance.

K-State was recognized for its quick turnaround, as Breanna Lewis was named to the All-Big 12 Second Team and Ashia Woods was named an All-Big 12 Honorable Mention recipient. In addition to her All-Big 12 honor, Lewis became the first player in program history to be selected to the All-Big 12 Defensive Team, as she shattered the school record for blocks in a season with a career-high 97 and set a career-high with 50 steals.

Under Mittie, Kansas State has ranked among the top-25 in the nation in attendance as the Wildcats were 21st in the nation in average attendance in 2015-16 and 18th in total attendance.

K-State's season ticket numbers have increased incrementally in the first two seasons of Mittie's tenure, including a 413-percent increase in first-day season ticket renewals prior to the 2015-16 season.

At TCU, Mittie compiled a 303-175 (.634) record while exceeding the win total the program accomplished in the first 22 seasons of existence. Prior to Mittie's arrival, TCU owned a 208-402 (.340) mark. He recorded his milestone 300th victory at TCU on Feb. 19, 2014.

Mittie has received a number of accolades during his coaching career including: 2010 Mountain West Coach of the Year, 2002 Conference USA Coach of the Year, 2001 WAC Coach of the Year and 1994 and 1995 MIAA Coach of the Year. He has also led his programs to nine conference titles.

In addition to personal honors, Mittie has mentored several of his players who have reached the WNBA (Sandora Irvin and Adrienne Ross) or played overseas (Ebony Gilliam, Helena Sverrisdottir, Antonette Thompson), been honored as an All-American, earned conference player of the year awards, all-league citations and academic all-conference awards. During his time with TCU, Mittie coached 10 of the 12 members of the school's 1,000-point club and five of the nine members of the 500-rebound club.

Mittie's teams are known for playing a stifling defense. TCU was the Big 12's top scoring defense and ranked 23rd in the nation in 2013-14, by holding opponents to just 58.1 points per game. Mittie's 2013-14 squad also paced the Big 12 in steals per game (9.9) and ranked 28th in the nation in the category.

The Horned Frogs finished 22nd in the nation in defensive field goal percentage (.363) and were the top shot-blocking team in the Big 12 and finished seventh in the nation in the category at 6.1 per game. This was the third consecutive season TCU finished among the top-30 in the country in blocked shots per game, including a pair of top-10 rankings in 2011-12 and 2013-14.

Mittie's success at TCU also expanded his coaching tree, as a pair of his former assistants moved on to head coaching positions in Division I. Former assistants Larry Tidwell and Yolanda Wells-

Broughton have moved into head coaching positions at Lamar and Texas Southern, respectively.

Prior to his tenure at TCU, Mittie pieced together a 75-42 (.641) mark in his four campaigns at Arkansas State, posting a pair of 20-win seasons and winning 17 or more contests in each of his four years with the Lady Indians. Twice his teams topped the Sun Belt Conference in grade point average as well.

Before taking over the Arkansas State program, Mittie fashioned a 76-17 (.817) mark in three years as head coach at Missouri Western. In 1995, Mittie guided the school to a remarkable 31-3 slate, which included a 15-1 conference record, and he led the club to the Division II Final Four. That squad finished the season ranked No. 3 nationally and captured both the Mid-America Intercollegiate Athletic Association regular-season and tournament championships. For his efforts, he was tabbed league and district Coach of the Year, and was among eight finalists for the national honor.

Mittie garnered league Coach of the Year honors for the first time in his career in 1994 when his Griffons posted a 29-3 overall and 16-0 league record and captured the MIAA regular-season title. His club also made a trip to the NCAA Elite Eight. Before assuming the head coaching duties, Mittie served one season as assistant basketball and baseball coach at the school.

A native of Blue Springs, Missouri, Mittie earned his undergraduate degree in sports management from Missouri Western in 1989 and his master's in sports management from the United States Sports Academy in Mobile, Ala., in 1992. During the fall of 2016, Mittie received the Distinguished Alumni Award from Missouri Western.

Mittie and his wife, Dr. Shanna Mittie, who is a native of Junction City, Kansas, and a graduate of Chapman High School, are the proud parents of three children, daughters Logan and Madison and son Jordan. Logan serves as a high school coach in Texas, while Jordan plays football at Texas State and Madison plays women's basketball for Fort Hays State.

# BRIAN OSTERMANN

## Associate Head Coach | 4th Year | Wisconsin-LaCrosse '88



### OSTERMANN'S COACHING CAREER

- Kansas State (2014-present; associate head coach)
- TCU (2008-14; associate head coach)
- Missouri State - West Plains (2004-08; head coach)
- Colby (Kan.) CC (1999-04; head coach)
- UMKC (1996-99; assistant coach)
- Missouri Western (1992-96; assistant coach)
- Mercyhurst (1991-92; assistant coach)
- Northwest Missouri State (1989-91; graduate assistant coach)

Brian Ostermann enters his fourth season at K-State in 2017-18 and will serve the program as the associate head coach. This will be Ostermann's 29th season of coaching at the collegiate level.

In addition to his coaching duties at K-State under head coach Jeff Mittie, Ostermann is also responsible for scheduling, academic mentoring, recruiting evaluation and game plan preparation and development.

Mittie's teams are known for playing a stifling defense and Ostermann has helped develop some of those schemes and game plans.

Mittie and Ostermann helped reshape K-State's defense in their first season in 2014-15, as the Wildcats finished the season ranked 44th in the nation in scoring defense (58.2 ppg allowed), 12th in steals (11.3 spg) and 42nd in blocked shots (4.7 bpg). K-State's defense ranked first in the Big 12 in steals, second in scoring defense and third in blocked shots.

The Wildcats registered the second-most steals in program history with 374 steals in 2014-15. In addition to the 374 steals, K-State blocked 156 shots which marked the ninth time in school history that K-State blocked 100 or more shots in a season and was the fourth-most in program history for blocks in a season.

Prior to coming to K-State, Ostermann was the associate head coach for Mittie at TCU for six seasons and compiled a record of 107-81 during his time in Fort Worth, which included four postseason appearances - two NCAA Tournaments and two WNITs.

Regarding player development, Ostermann worked with former TCU center Latricia Lovings to help her develop into one of the top shot blockers in the nation. Lovings finished her career with 321 career blocks to rank second in school history. Over a two year span from the 2012-13 season to the conclusion of the 2013-14 campaign, Lovings racked up a national-high 232 blocked shots. At the end of the 2013-14 season, Lovings led the Big 12 and ranked third in the nation for blocked shots with 3.8 per game.

A native of Good Thunder, Minn., Ostermann has logged 28 years of experience as a coach at the collegiate level, including nine seasons as a head coach. He ran the Missouri State-West Plains men's program for four seasons from 2004-05 through 2007-08, where he posted a record of 83-46.

Ostermann's final season in West Plains saw his Grizzly squad tie the program's best-ever record at 27-5 in addition to reaching the championship round of the National Junior College Athletics Association (NJCAA) Region 16 Championship Tournament. It marked the second time in three seasons the program reached the regional final for the Grizzlies, who finished the season ranked No. 18 in the NJCAA poll after peaking at No. 10 at one point in the season.

Prior to his appointment at West Plains, Ostermann spent five seasons as the head men's coach at Colby (Kan.) Community College, where he helped turn the Trojan program into one of the top squads in the Jayhawk Conference. The school's all-time leader in career victories, Ostermann posted a 95-61 record during his time with the Trojans.

Ostermann was an accomplished assistant coach before moving into the head coach's role, holding

positions at UMKC (1996-99), Missouri Western (1992-96) and Mercyhurst College (1991-92). His first season at Missouri Western was spent as an assistant for both the men's and women's team. That season marked Mittie's first season as head coach of the Griffon women's program. One of Ostermann's early achievements included the successful recruitment of two-time All-American Tonya Foster to Missouri Western.

Ostermann began his coaching career as a graduate assistant coach at Northwest Missouri State University (1989-91), where he graduated with a master's of science degree in education. Ostermann earned his bachelor of science degree in physical education from Wisconsin-La Crosse in 1988. He and his wife, Julie, have four children: Robbie, John, Allie and Emily.





# CHRIS CARR

47

## Assistant Coach | 1st Year | Argosy '12



### CARR'S TROPHY CASE

- Saluki Hall of Fame (Southern Illinois)
- 1995 Missouri Valley Conference (MVC) Player of the Year
- 1995 First Team All-Missouri Valley Conference
- 1995 MVC Tournament MVP
- Two-time MVC All-Tournament Team
- Four-time MVC Player of the Week

### CARR'S PLAYING CAREER

- Cleveland Cavaliers (2003)
- AEK - Athens, Greece (2002)
- Boston Celtics (2001-02)
- Chicago Bulls (2000)
- New Jersey Nets (1999)
- Minnesota Timberwolves (1996-99)
- Phoenix Suns (1995-96)
- Southern Illinois (1992-95)

### CARR'S COACHING CAREER

- Eden Prairie (Minn.) High School (2010-15)

Chris Carr is in his second season at Kansas State and his first as an assistant coach. Carr served as the Wildcats' Director of Student-Athlete Development during the 2016-17 season.

In addition to his coaching duties at K-State under head coach Jeff Mittie, Carr is also responsible for recruiting evaluation and game plan preparation and development.

Carr played for six organizations in the National Basketball Association - Phoenix, Minnesota, New Jersey, Golden State, Chicago and Boston - in his six year NBA career, where he registered totals of 6.7 points, 2.2 rebounds and 1.0 assists in 297 games played. He also made two NBA Playoffs appearances, one with Phoenix in his rookie season of 1995-96 and another with Minnesota in 1996-97. While in the NBA, Carr played with legends such as Charles Barkley, Kevin Garnett and Paul Pierce. In 1997, Carr was a part of the NBA All-Star Saturday Night festivities in Cleveland, Ohio, competing in the Slam Dunk Contest where he finished as a runner-up to champion, Kobe Bryant.

Prior to being a second round pick by Phoenix in the 1995 NBA Draft, Carr was a three-year letter winner at Southern Illinois, where he was teammate for one season with current K-State men's basketball associate head coach Chris Lowery. Carr, who is a member of the Saluki Hall of Fame, concluded his career with Southern Illinois with career totals of 1,251 points and 539 rebounds.

During the 1994-95 season, Carr was the Missouri Valley Conference (MVC) scoring champion with an average of 22.0 points per game on his way to earning First Team All-MVC honors. He was a two-time MVC All-Tournament Team selection, including the 1995 MVC Tournament MVP and was a four-time MVC Player of the Week.

Following his NBA career, Carr founded 43 Hoops in Hopkins, Minnesota, in 2003 to provide personal training and skill development for young players and oversaw 20 boys and girls AAU Teams and coached both Elite Boys and Elite Girls AAU teams. Carr also jumped into the high school coaching ranks in 2010 and helmed the varsity girls program at Eden Prairie (Minnesota) High School from 2010-15 where he guided the program to an overall record of 106-34 which included a State 4A Runner-Up finish in 2011 and a State 4A Third Place finish in 2014.

Carr and his wife, Tanya, have five children: Tayler, Tamika, Christianna, Nadja and Cameron.



# JAYCI STONE

Assistant Coach | 1st Year | Kansas State '08



## STONE'S COACHING CAREER

- Kansas State (2017-present; assistant coach)
- Stephen F. Austin (2015-17; assistant coach)
- Southern Utah (2014-15; assistant coach)
- TCU (2011-14; video coordinator & director of operations)
- Hutchinson CC (2009-11; assistant coach)
- Frank Phillips College (2008-09; assistant coach)
- Alaska-Anchorage (2007; assistant coach)

## STONE'S PLAYING CAREER

- Alaska-Anchorage
- New Mexico State
- Colby CC

Jayci Stone is in her first season as an assistant coach at Kansas State. Stone is a 2008 Kansas State graduate and worked with head coach Jeff Mittie previously at TCU.

In addition to her coaching duties at K-State, Stone is also responsible for recruiting evaluation and game plan preparation and development.

Stone spent the previous two seasons at Stephen F. Austin, where she was an assistant coach and recruiting coordinator for the Ladyjacks. During the two seasons, Stone aided the program to a 43-20 record and an appearance in the 2017 Women's Basketball Invitational.

Prior to her time at Stephen F. Austin, Stone was an assistant coach and recruiting coordinator at Southern Utah. In 2014-15, she helped coach the Thunderbirds to a 13-15 record as a member of the Big Sky Conference while organizing the signing of eight players in the 2015 class.

In her first stint on one of Mittie's coaching staffs, Stone served in a number of roles at TCU during her three seasons in Fort Worth including: video coordinator, director of operations and interim assistant coach. Her responsibilities in these roles included scouting, overseeing academic affairs, organizing team travel and assisting with youth camps, all while helping the Horned Frogs to a nine-win turnaround (18-14) in their second season in the Big 12.

Stone also has coaching experience at Hutchinson Community College (2009-11), Frank Phillips College (2008-09) and Alaska-Anchorage (2007).

Her collegiate playing career includes stops at Colby Community College, New Mexico State and Alaska-Anchorage. Overall between the three schools, she helped her team amass an 85-37 record.

Stone graduated from Kansas State in 2008 as a social sciences major with an emphasis in physical education and history. She received her masters in liberal arts from TCU in 2013.







**EBONY GILLIAM**  
 Coordinator of  
 Recruiting Operations  
 Fourth Season  
 TCU '04

#### GILLIAM'S COACHING CAREER

- Kansas State (2014-17)
- TCU (2012-14)

#### GILLIAM'S PLAYING CAREER

- Keflavik, Iceland (2005)
- TCU (2000-04)

Ebony Gilliam enters her fourth season on head coach Jeff Mittie's staff at K-State and her first as the coordinator of recruiting operations. In her previous three seasons at K-State, Gilliam served as an assistant coach on Mittie's staff. She also served on Mittie's staff while he was at TCU and was also a player for Mittie with the Horned Frogs.

During her time at TCU, Gilliam was promoted to assistant coach prior to the start of the 2012-13 season and served two seasons as an assistant coach on Mittie's staff in Fort Worth. Prior to her promotion, Gilliam served as the Horned Frogs' director of operations for two seasons.

Before she returned to her alma mater, Gilliam spent four years as a high school teacher and head girls basketball coach in the Fort Worth area, including two seasons at area power Dunbar High School. She led the Wildcats to a 57-14 overall record in her tenure with a pair of District 7-4A championships and state play-off appearances. Gilliam was named district coach of the year, while leading the squad to a perfect 18-0 record in 7-4A play. Prior to her stint at Dunbar, she spent the previous two seasons as head coach at Trimble Tech High School.

A product of Southwest High School in Fort Worth, Gilliam, formerly Ebony Shaw, experienced one of the most successful playing careers in TCU history from 2000-04. At the conclusion of her playing career, she ranked tied for second in school history with 130 career games played and was eighth in starts with 87. She scored 1,156 points and finished her career ranked sixth on TCU's all-time scoring list. Overall, she ranked among the top-10 players in 13 major career statistical categories.

During her playing career at TCU, Gilliam helped the Horned Frogs to the first four NCAA Tournament appearances in school history. The Frogs advanced to the second round in each trip to the tournament. In addition to the postseason appearances, Gilliam also helped TCU claim its first four conference titles in 2001 (WAC regular season and tournament), 2002 (Conference USA regular season) and 2003 (Conference USA tournament).

Following her time with TCU on the court, Gilliam played one year of professional basketball for Keflavik, Iceland. During her professional career, Gilliam helped her team capture the National Icelandic Cup Championship, while averaging 23 points per game, 9.5 rebounds and three steals a contest.

Gilliam received her bachelor's in business administration from TCU in 2004 and her master's in education administration in 2009. She is married to Richard Gilliam III, a former professional basketball player who received his MBA from Kansas State in 2015. The couple welcomed a baby boy, Shaw, into their lives during the 2015-16 basketball season.



**EBONY HALIBURTON**  
 Director of  
 Student-Athlete  
 Development  
 First Year  
 Oral Roberts '08

#### HALIBURTON'S COACHING CAREER

- UC Irvine (2016-17)

#### HALIBURTON'S PLAYING CAREER

- Oral Roberts (2004-07)
- Cowley County CC (2003-04)
- Kansas (2002-03)

Ebony Haliburton is in her first season at K-State and will serve the program as the director of student-athlete development.

In the 2016-17 season, Haliburton was a member of the UC Irvine women's basketball coaching staff as an assistant coach.

Prior to her stint at UC Irvine, Haliburton was the director of basketball operations at Utah State for three seasons.

Haliburton was a 2008 graduate of Oral Roberts, where she played basketball for current Utah State head coach Jerry Finkbeiner. She graduated from Oral Roberts with a bachelor's degree in marketing and advertising.

From 2008 to 2011, Haliburton was the director of women's basketball operations and sports account manager for College Coaches Network (CCN). In her role, she was responsible for showcasing athletes, assisting college coaches with their search for talented players and creating lasting relationships with players and college coaches.

As a high school basketball player, she received several prestigious honors and was featured in the documentary film CityBall. She continued her academic and athletic career at Kansas, Cowley County Community College and Oral Roberts. Haliburton is also a licensed minister.



**TASHA DICKEY**  
 Director of Video  
 Operations  
 Fifth Year  
 Arizona '11

#### DICKEY'S TROPHY CASE

- 2008 Pac-10 All-Freshman honorable mention team

#### DICKEY'S PLAYING CAREER

- Kansas State (2011-12)
- Arizona (2007-11)

Former K-State letter winner Tasha Dickey will enter her fifth season as the K-State women's basketball Director of Video Operations in the 2017-18 season and her sixth overall on the coaching staff.

Dickey's responsibilities include: film exchange with opponents, editing film clips for the coaching staff and players, assisting the coaching staff in tracking down and editing film of recruits. She also handles the K-State women's basketball equipment needs.

Dickey originally joined the K-State staff in 2012 as a graduate assistant and in the 2013-14 season she was moved up the ranks to serve as the team's director of video operations.

Dickey, who earned her graduate degree from K-State college student development, finished her playing career by helping K-State to a second round appearance in the 2012 NCAA Tournament which was her only appearance in the postseason as a player.

In her one season with the Wildcats, the product of Sandy, Utah, registered career-highs in numerous statistical categories including: points (9.9 ppg), rebounds (4.1 rpg), steals (53), three-point field goals made and attempted (43-of-151), free throws made and attempted (42-of-58), games played (34), games started (34) and minutes played (901).

Prior to coming to Manhattan, Dickey played four seasons at Arizona (2007-11) and graduated with a degree in religious studies and a minor in African American studies. While playing in Tucson, Dickey was named a 2008 Pac 10 All-Freshman honorable mention selection.

Dickey is the daughter of Charlie and Lisa Dickey. Her father is the offensive line coach for the Kansas State football team.





**KRISTIN WALLER**  
Associate Director of  
Student-Athlete  
Enhancement  
14th Year  
Kansas State '02

#### WALLER'S TROPHY CASE

- Four-time Academic All-Big 12 First Team

#### WALLER'S PLAYING CAREER

- Kansas State (1998-02)

Kristin Waller is in her 14th year in the K-State athletics department and her seventh as an Associate Director of Student-Athlete Enhancement in K-State Athletics' Office of Student-Athlete Services. Waller's primary sports are women's basketball and volleyball. She also serves as an advisor for the Student-Athlete Advisory Committee and is the director of the Powercat Choice Awards during the last six years.

Prior to her move to the Office of Student-Athlete Services, Waller was an assistant director of compliance for five years. She also spent a year as an assistant operations director for K-State women's basketball.

In addition to her responsibilities within the Kansas State athletic department, Waller also serves as a color analyst on the K-State Sports Network and on K-StateHD.TV during women's basketball games. She also is a member of NACWAA.

Waller earned her bachelor's degree in marketing in May of 2002 from Kansas State and received her master's in journalism/mass communications in December of 2008 from K-State.

During her playing career at K-State under coach Deb Patterson, Waller was a four-time Academic All-Big 12 first team recipient. During her time in Manhattan, Waller averaged 9.1 points and 3.3 rebounds for her career. She currently ranks as the school record holder for career three-point field goal percentage (.436), fourth in school history for career three-point field goals made (266) and ranks 12th in school history for career assists (294).

A native of Corning, Kan., she and her husband, Brad, reside in Manhattan with their daughter Taryn and their son Ty.



**AJ KLOSS**  
Strength and  
Conditioning Coach  
Fourth Season  
Iowa '13  
Kansas State '16

AJ Kloss is in his fourth season with the K-State women's basketball program as the team's strength and conditioning coach and his first as a full-time employee of the department, as he served as a graduate assistant in his previous two seasons and received his Master of Science in counseling and student affairs with an emphasis in intercollegiate athletics from K-State in May of 2016.

While working with the women's basketball program at K-State, Kloss has been responsible for designing and implementing strength and conditioning programs. He has also created and helped facilitate individualized rehabilitation programs for student-athlete recovery from surgical procedures or injuries.

Prior to coming to Manhattan, Kloss was a strength and conditioning intern at Iowa. Kloss, a 2013 Iowa graduate with a Bachelor of Arts in health and human physiology, assisted with the design and implementation of the strength and conditioning programs for volleyball, rowing, tennis, golf, track and field, field hockey, baseball and men's basketball.

Kloss is a certified member of the Collegiate Strength and Conditioning Coaches Association.



**BECCA FITZGERALD**  
Athletic Trainer  
Second Season  
Ball State '12  
Kansas '10

Becca Fitzgerald is in her second season as the athletic trainer for Kansas State women's basketball.

Fitzgerald came to K-State following four years as an assistant athletic trainer at Wichita State. While she was in Wichita, Fitzgerald provided primary coverage to the women's basketball team and cheerleading/dance in 2012-13 and men's and women's track and field and cross country programs for the final three seasons.

While with the Shockers, Fitzgerald performed a number of duties including: helping to develop and administer daily rehabilitation and maintenance programs in conjunction with the head athletic trainer and strength coach.

She completed her master of arts in sports performance from Ball State in the spring of 2012. While at Ball State, Fitzgerald worked with the football program and women's track and field and cross country teams.

Fitzgerald received her bachelor of science in education and athletic training in 2010 from Kansas. While in Lawrence, Fitzgerald received experience with men's basketball, football and men's and women's track and field and cross country.

She is a certified member of the National Athletic Trainers Association (NATA), is a member of the Kansas Athletic Trainers' Society and is certified to provide CPR/First Aid/AED use by the American Red Cross.



**RANDY PETERSON**  
Assistant Director of  
Athletics  
Communications  
14th Year  
Grand View '02  
Western Illinois '04

Randy Peterson enters his 14th year in the Kansas State Athletics Communications office and his 11th with the K-State women's basketball program.

Peterson is an active member of College Sports Information Directors Association (CoSIDA) and has earned a number of national and regional honors for his publications including a "Best in the Nation" finish for the 2014-15 and 2015-16 K-State women's basketball media guides, a national second-place finish for his 2016-17 K-State women's basketball media guide, a pair of national second-place finishes for his 2015-16 and 2016-17 K-State women's basketball game notes, a second-place national finish and "Best in District VII" for the 2010-11 women's basketball media guide and a fourth-place national finish and "Best in District VII" women's basketball guide for the 2009-10 season.

Peterson is currently in his second year of service on the CoSIDA undergraduate and graduate scholarship committee and served a three-year term (2014-16) as a member of the CoSIDA publications committee.

Before K-State, Peterson earned his Master's of Science degree in sport management at Western Illinois while serving as the primary contact for six sports.

Peterson earned his Bachelor of Arts degree in business administration with a certificate in sports management from Grand View College in Des Moines, Iowa, in 2002. While attending Grand View, Peterson was a four-year letter winner and three-time Academic All-Midwest Classic Conference selection on the men's basketball team, helping the Vikings to two NAIA Division II National Tournament appearances.

Peterson and his wife, Heather, reside in Manhattan with their daughter Colbie and son Zeke.





## NUMERICAL ROSTER

NO.	NAME	POSITION	HEIGHT	YEAR-EXP.	HOMETOWN (PREVIOUS SCHOOL)
0	Anastasia Tsybaeva	C	6-7	Jr.-Tr.	Burbank, Calif. (East Los Angeles College/Burbank HS)
1	Kaylee Page	F	6-3	Sr.-2L	Wamego, Kan. (Nebraska/Wamego HS)
2	Cymone Goodrich	G	5-10	Fr.-HS	Chicago, Ill. (South Shore International Prep)
5	Alisa Wiggins	G	5-8	Fr.-HS	Montclair, N.J. (Montclair HS)
10	Kayla Goth	G	6-0	Jr.-2L	DeForest, Wis. (DeForest HS)
11	Peyton Williams	F	6-4	So.-1L	Topeka, Kan. (Cair Paravel Latin School)
12	Rachel Ranke	G	6-1	Fr.-HS	Burnsville, Minn. (Eastview HS)
13	Eternati Willock	F	6-4	So.-1L	Scarborough, Ontario, Canada (St. John Paul II Catholic School)
15	Kali Jones	F	6-2	Jr.-Tr.	Murrieta, Calif. (Mt. San Antonio College/Murrieta HS)
22	Karyla Middlebrook	G	5-7	Sr.-1L	Blue Springs, Mo. (Alabama/Blue Springs HS)
33	Ashley Ray	F	6-4	Fr.-HS	Girard, Kan. (Girard HS)
40	Mary Lakes	C	6-4	Fr.-HS	Peoria, Ill. (Manual HS)
50	Shaelyn Martin	G	6-1	Sr.-3L	Salina, Kan. (Salina Central HS)

## ALPHABETICAL ROSTER

NO.	NAME	POSITION	HEIGHT	YEAR-EXP.	HOMETOWN (PREVIOUS SCHOOL)
2	Cymone Goodrich	G	5-10	Fr.-HS	Chicago, Ill. (South Shore International Prep)
10	Kayla Goth	G	6-0	So.-1L	DeForest, Wis. (DeForest HS)
15	Kali Jones	F	6-2	Jr.-Tr.	Murrieta, Calif. (Mt. San Antonio College/Murrieta HS)
40	Mary Lakes	C	6-4	Fr.-HS	Peoria, Ill. (Manual HS)
50	Shaelyn Martin	G	6-1	Jr.-2L	Salina, Kan. (Salina Central HS)
22	Karyla Middlebrook	G	5-7	Jr.-Tr.	Blue Springs, Mo. (Alabama/Blue Springs HS)
1	Kaylee Page	F	6-3	Jr.-1L	Wamego, Kan. (Nebraska/Wamego HS)
12	Rachel Ranke	G	6-1	Fr.-HS	Burnsville, Minn. (Eastview HS)
33	Ashley Ray	F	6-4	Fr.-HS	Girard, Kan. (Girard HS)
0	Anastasia Tsybaeva	C	6-7	Jr.-Tr.	Burbank, Calif. (East Los Angeles College/Burbank HS)
5	Alisa Wiggins	G	5-8	Fr.-HS	Montclair, N.J. (Montclair HS)
11	Peyton Williams	F	6-4	Fr.-HS	Topeka, Kan. (Cair Paravel Latin School)
13	Eternati Willock	F	6-4	Fr.-HS	Scarborough, Ontario, Canada (St. John Paul II Catholic School)

## HEAD COACH

Jeff Mittie (Missouri Western '89 - 4th Season)

## ASSOCIATE HEAD COACH

Brian Ostermann (Wisconsin-La Crosse '88 - 4th Season)

## ASSISTANT COACH

Chris Carr (Argosy '12 - 2nd Season)

## ASSISTANT COACH

Jayci Stone (Kansas State '08 - 1st Season)

## COORDINATOR OF RECRUITING OPERATIONS

Ebony Gilliam (TCU '04 - 4th Season)

## DIR. OF STUDENT-ATHLETE DEVELOPMENT

Ebony Haliburton (Oral Roberts '08 - 1st Season)

## DIRECTOR OF VIDEO OPERATIONS

Tasha Dickey (Arizona '11 - 6th Season)

## Pronunciation Guide

 KARYLA Middlebrook  
 Anastasia TSYBAEVA

 kuh-RYE-luh  
 suh-BYE-vuh

## 2017-18 ROSTER BREAKDOWN

Players Returning (6)		Position	Height	Year-Exp.	2016-17 Statistics
Kayla Goth		G	6-0	Jr.-2L	5.8 ppg, 2.2 rpg, 1.5 apg
Shaelyn Martin		G	6-1	Sr.-3L	4.7 ppg, 4.9 rpg, 3.0 apg
Karyla Middlebrook		G	5-7	Sr.-1L	9.1 ppg, 3.3 rpg, 3.2 apg
Kaylee Page		F	6-3	Sr.-2L	6.2 ppg, 2.9 rpg, 1.0 apg
Peyton Williams		F	6-4	So.-1L	3.7 ppg, 3.4 rpg, 0.9 apg
Eternati Willock		F	6-4	So.-1L	6.6 ppg, 5.1 rpg, 1.4 apg
Players Lost (7)		Position	Height	Reason	2016-17 Statistics
Anna Hammaker		G	5-10	Transfer	1.3 ppg, 0.4 rpg*
Breanna Lewis		C	6-5	Graduation	13.9 ppg, 8.2 rpg, 1.7 bpg
Lanie Page		F	6-3	Transfer	2.1 ppg, 0.4 rpg, 0.3 apg
Jessica Sheble		F	6-3	Graduation	1.9 ppg, 1.5 rpg, 0.7 bpg
Kelly Thomson		G	5-10	Graduation	0.6 ppg, 0.1 rpg
Kindred Wesemann		G	5-7	Graduation	13.9 ppg, 2.5 rpg, 2.9 apg
Erica Young		F	6-1	Graduation	2.2 ppg, 2.3 rpg, 0.7 bpg*
Newcomers (7)		Position	Height	Year-Exp.	2016-17 Statistics (HS or CC)
Cymone Goodrich		G	5-10	Fr.-HS	-
Kali Jones		F	6-3	Jr.-Tr.	10.9 ppg, 8.1 rpg, 1.7 bpg
Mary Lakes		C	6-4	Fr.-HS	-
Rachel Ranke		G	6-1	Fr.-HS	15.8 ppg, 7.3 rpg
Ashley Ray		F	6-4	Fr.-HS	12.8 ppg
Anastasia Tsybaeva		C	6-6	Jr.-Tr.	7.3 ppg, 6.0 rpg, 2.8 bpg
Alisa Wiggins		G	5-8	Fr.-HS	18.0 ppg, 3.4 rpg, 2.0 apg

\* - 2015-16 stats

## BY STATE

## California (2)

 Kali Jones (Murrieta)  
 Anastasia Tsybaeva (Burbank)

## Canada (1)

Eternati Willock (Scarborough)

## Illinois (2)

 Cymone Goodrich (Chicago)  
 Mary Lakes (Peoria)

## Kansas (4)

 Shaelyn Martin (Salina)  
 Kaylee Page (Wamego)  
 Ashley Ray (Girard)  
 Peyton Williams (Topeka)

## Minnesota (1)

Rachel Ranke (Burnsville)

## Missouri (1)

Karyla Middlebrook (Blue Springs)

## New Jersey (1)

Alisa Wiggins (Montclair)

## Wisconsin (1)

Kayla Goth (DeForest)

## BY POSITION

## Guards (6)

 Cymone Goodrich  
 Kayla Goth  
 Shaelyn Martin  
 Karyla Middlebrook  
 Rachel Ranke  
 Alisa Wiggins

## Forwards (5)

 Kali Jones  
 Kaylee Page  
 Ashley Ray  
 Peyton Williams  
 Eternati Willock

## Center (2)

 Mary Lakes  
 Anastasia Tsybaeva

## BY CLASS

## Senior (3)

 Shaelyn Martin  
 Karyla Middlebrook  
 Kaylee Page

## Junior (3)

 Kayla Goth  
 Kali Jones  
 Anastasia Tsybaeva

## Sophomores (2)

 Peyton Williams  
 Eternati Willock

## Freshmen (5)

 Cymone Goodrich  
 Mary Lakes  
 Rachel Ranke  
 Ashley Ray  
 Alisa Wiggins




### KANSAS STATE TO CELEBRATE PROGRAM'S 50TH SEASON

- Kansas State women's basketball will play its golden anniversary season in 2017-18, as the Wildcats will celebrate the 50th season of the program.
- According to the NCAA, K-State joins 25 other women's basketball programs in NCAA Division I history to play at least 50 straight seasons of intercollegiate women's basketball, including six other programs reaching the mark with K-State this season (Belmont, Dayton, East Tennessee State, Kansas, Stephen F. Austin and UMBG).
- K-State's record entering its 50th season of women's basketball stands at 914-567 (.617). The Wildcats rank 18th in NCAA Division I women's basketball history for program wins and just the second Big 12 school to surpass the 900-win mark (Texas).

### MITTIE ENTERING FOURTH SEASON AT K-STATE

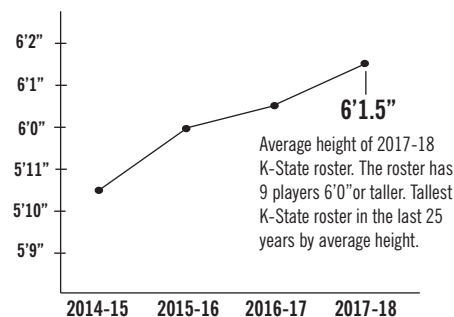
- **Jeff Mittie**, one of the winningest active coaches in NCAA Division I with over 500 career wins, is in his fourth season at the helm of the K-State program in 2017-18.
- Mittie, the ninth head women's basketball coach in K-State history, owns an overall career record of 515-273 (.654) in his previous 25 years as a head coach, including a 61-38 (.616) mark in his first three seasons at K-State.
- The 23 wins in the 2016-17 season by K-State were Mittie's most at the helm of the Wildcats and the most for Mittie since registering 23 in the 2007-08 season at TCU.
- Mittie is the fifth head coach in program history to reach 50 or more wins at K-State.
- Mittie has improved K-State's league win total in each of his three seasons in Manhattan, including his first 20-win season in 2016-17.
- With the 9-0 start to the 2016-17 season, Mittie registered his first 9-0 start to a season at the NCAA Division I level and his first since the 1994-95 season at NCAA Division II Missouri Western (9-0).
- Mittie is the first head coach in program history to win 10 of his first 11 games to begin three straight seasons. Mittie is one of two active head coaches in the Big 12 (Kim Mulkey, Baylor) to win 10 of their 11 games to begin consecutive seasons at their current school.
- He has averaged 21 wins per season and experienced only one losing season in his previous 25 seasons.
- Mittie is the only coach in school history to guide the program to two NCAA Tournament appearances in their first three seasons with the program.
- Mittie has 18 postseason appearances (NCAA or WNIT Tournaments), in which he has a combined record of 18-16.

### EVOLUTION OF THE K-STATE ROSTER

**955"**

Total Height in inches of the 2017-18 K-State WBB roster; fourth straight season K-State roster has totaled 950+ inches

#### K-State's Average Height



### KANSAS STATE ROSTER CONTINUES TO GROW TALLER

- Since Kansas State head coach **Jeff Mittie** took the over the program prior to the 2014-15 season, K-State's roster has continued to grow larger in stature.
- In the 2017-18 season, K-State's roster features 13 total players and 10 are six feet or taller, including seven players 6'2" or taller.
- The roster includes the tallest player in program history, 6'7" junior center **Anastasia Tsybaeva**.
- This is the fourth straight season K-State's roster has increased its average height including the third straight season with an average height of 6'0" or taller and exceeded 950 or more inches combined.

**6**

K-State returns six letter winners from the 2016-17 season.

**7**

K-State welcomes in seven newcomers for the 2017-18 season including two juniors and five true freshmen.

**52%**

K-State returns 52 percent of its point production from the 2016-17 season.

**56%**

K-State returns 56 percent of its rebounding from the 2016-17 season.

**72%**

K-State returns 72 percent of its assists from the 2016-17 season.

**914**

K-State enters the 2017-18 season ranked 18th in NCAA Division I WBB history for program wins.

### KANSAS STATE PLAYS 4 GAMES IN EUROPE

- K-State had an early start in building continuity among its young roster entering the 2017-18 season, as the Wildcats played four games in Europe during a 12-day trip to Italy, Switzerland, Austria and Slovakia.
- The Wildcats finished the trip with a 2-2 record. The team played two games in Rome: defeating Italy All-Stars followed by a loss to German professional team, TK Hannover.
- Kansas State then concluded the trip with a pair of games against BK Samarin, a professional team from Slovakia. K-State split the two games against BK Samarin.
- Under NCAA Bylaw 30.7, foreign tours are permissible for any institution's athletic team and may be taken once every four years. In order to prepare for the games in Italy, K-State is allowed 10 team practices this summer.
- In the summer of 2008, K-State traveled to the Czech Republic and Austria and in the summer of 2013 the Wildcats toured Italy.

### FRESH FACES ON K-STATE COACHING STAFF

- Kansas State women's basketball head coach **Jeff Mittie** will have some new voices on the bench this season. The program added **Chris Carr** and **Jayci Stone** to assistant coach positions, adjusted the role of former assistant coach **Ebony Gilliam** and hired **Ebony Haliburton**.
- Carr was promoted to assistant coach following the Gilliam's decision to move into the the program's Coordinator of Recruiting Operations. Carr served as the Director of Student-Athlete Development in 2016-17.
- Stone joined Mittie's coaching staff from Stephen F. Austin to replace former assistant Jacie Hoyt, who accepted the head coaching position at UMKC. Hoyt hired former K-State guard Kindred Wesemann as an assistant coach.
- K-State's former Coordinator of Recruiting Operations, Micaella Riche, returned to her playing career and will play this season in Thessaloniki, Greece, with Panathlitikos Sykeon.
- Haliburton joined Mittie's staff in July to fill Carr's former role as the program's Director of Student-Athlete Development.

### 2017-18 SCHEDULE AT A GLANCE

- K-State's 2017-18 non-conference schedule includes seven games against teams that reached the postseason in 2016-17, including three teams that played in the NCAA Tournament (UCLA, Missouri and Northern Iowa).
- The Wildcats, who enter the season with 914 wins in program history, will matchup against two teams among the top-20 in NCAA Division I women's basketball history for wins, facing Stephen F. Austin (1,030 wins) on Nov. 10 and Penn State (920) on Nov. 25.
- K-State will face UCLA on Nov. 24 in addition to Penn State, in Las Vegas, Nevada, at the South Point Thanksgiving Shootout at the South Point Arena. This will be K-State's first trip to Las Vegas since the 2012-13 season when the Wildcats played in the World Vision Classic.
- For the fourth straight season, Kansas State will host UT Arlington (Dec. 6). K-State has won the previous three meetings in the series. Prior to these four meetings, Kansas State had played UT Arlington just once on Dec. 14, 2008.
- K-State will face Missouri as part of the Big 12/SEC Challenge. This is the first regular season meeting between the schools since Feb. 25, 2012.
- The Wildcats will begin Big 12 Conference play on Dec. 28, hosting Baylor. This is the third time in the last five years the the programs will play against each other in the season-opener.



### 2017-18 ROSTER YOUNGEST SINCE 2013-14

- K-State will have one of the youngest rosters in the country this season, as seven of the 13 players on the 2017-18 roster are either true freshmen or sophomores. The roster features five true freshmen (**Cymone Goodrich**, **Mary Lakes**, **Rachel Ranke**, **Ashley Ray** and **Alisa Wiggins**) and two sophomores (**Peyton Williams** and **Eternati Willock**).
- The roster is the youngest since the 2013-14 season in terms of playing experience, when the Wildcats featured seven true freshmen or redshirt freshmen among its 14 players.
- In terms of K-State playing experience, the Wildcats' roster features seven players that have yet to play a game in purple and white - the five true freshmen and a pair of junior college transfers in **Kali Jones** and **Anastasia Tsybaeva**.
- The 2017-18 roster is the third youngest roster in program history, trailing the 1977-78 season, which featured a program-high seven true freshmen, and the 2013-14 season.

### K-STATE CAREER GAMES PLAYED & STARTED - ENTERING 2017-18

Player (Seasons).....	K-State Games.....	K-State Starts
Shaelyn Martin (2014-present).....	99	91
Kaylee Page (2015-present)~ .....	66	38
Kayla Goth (2015-present).....	63	10
Karyla Middlebrook (2016-present) ^ .....	33	31
Peyton Williams (2016-present).....	34	23
Eternati Willock (2016-present).....	31	5
Kali Jones (present) # .....	0	0
Anastasia Tsybaeva (present).....	0	0
Cymone Goodrich (present).....	0	0
Mary Lakes (present).....	0	0
Rachel Ranke (present).....	0	0
Ashley Ray (present).....	0	0
Alisa Wiggins (present).....	0	0

~ - played in 5 games at Nebraska

^ - played 72 games at Alabama

# - played 11 games at UC Santa Barbara

### NEW SEASON, NEW GOTH

- Junior guard **Kayla Goth** finished her second season with the Wildcats sixth on the team in scoring (5.8 ppg) and third in field goal percentage (.437; 73-of-167). She registered the first eight double figure scoring efforts of her career in the 2016-17 season.
- Goth set her career season-highs in points (191), field goals made (73), 3-point field goals made (17), free throws made (28), assists (50) and steals (30).
- Against Iowa State in the quarterfinals of the 2017 Phillips 66 Big 12 Championship on March 4, Goth notched a career-high 25 points, five rebounds, two assists and three steals.
- Her 6-of-6 effort from the foul line against the Cyclones in the Big 12 Championship tied the school record for a Big 12 tournament game.
- Against Iowa State last season, she averaged 14.7 points on a .469 field goal percentage.
- Goth made her second career start in the 2016-17 season opener against Chicago State and registered 23 points on 9-of-11 shooting including 3-of-4 from beyond the arc. She also notched a career-best eight rebounds and three steals.
- In her nine starts last season, Goth averaged 9.7 points on a .500 field goal percentage including a .269 three-point field goal percentage. She also averaged 2.8 rebounds, 1.8 assists and 1.1 steals in 25.3 minutes.



### MARTIN IS K-STATE'S SWISS ARMY KNIFE

- Senior guard/forward **Shaelyn Martin** has put together a diverse stat line in her career.
- At the conclusion of the 2016-17 season, Martin logged her second straight season with 150 or more rebounds and 100 or more assists. She also registered a career season-high 161 points.
- The product of Salina, Kansas, ranks 13th in school history with 304 assists and is ninth in school history for career assist to turnover ratio at 1.35.
- Martin enters the 2017-18 season with 553 career rebounds and ranks 22nd on the K-State career rebounds list. She is the eighth player in program history with 500 or more rebounds and 300 or more assists.

# 100x2

**Peyton Williams** and **Eternati Willock** were the first Wildcat freshmen to surpass the 100-point, 100-rebound barrier in the same season since 2013-14.

# 105

Free throws made by **Karyla Middlebrook** in the 2016-17 season.

# 673

Total points scored by last season's junior class of **Shaelyn Martin**, **Karyla Middlebrook** and **Kaylee Page**.

# 1266

Total rebounds in 2016-17; most rebounds by a K-State team since the 2006-07 season

# 4

Games by **Peyton Williams** with 10 or more points and five or more rebounds in 2016-17.

# 2

**Alisa Wiggins** is the second player in program history from the state of New Jersey and the first since Eileen Feeney (1976-80).



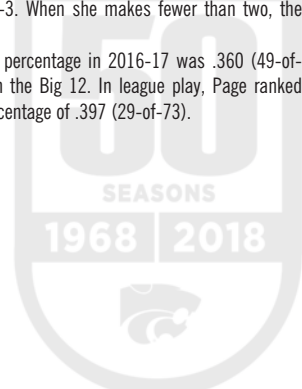
**ETERNATI WILLOCK**  
SOPHOMORE | FORWARD

### WILLOCK PROVIDES BENCH BOOST

- **Eternati Willock** was a shot in the arm for K-State in league play and was rewarded by the league's coaches as she earned a unanimous selection to the 2017 Big 12 All-Freshman Team.
- In her 16 Big 12 games, Willock averaged 8.1 points on a .436 field goal percentage and pulled in 6.0 rebounds. She ranked 15th for rebounds in Big 12-only games.
- At Oklahoma State, Willock tallied her first career double-double with 13 points on 5-of-8 shooting and 3-of-3 from the foul line. She also pulled in a career-high 13 rebounds in 27 minutes off the bench.
- Her rebound total against the Cowgirls was the highest by a K-State freshman since **Breanna Lewis** pulled in 14 against Kansas in the 2014 Big 12 Championships.
- In her rookie season, Willock averaged 6.6 points, 5.1 rebounds and 1.4 assists. She was second on the team in rebounding average for all games. She had nine games with 10 or more points and five or more rebounds.
- In 26 games off the bench, Willock averaged 6.5 points and 5.2 rebounds in 19.2 minutes of action. Eight of her nine double figure scoring games came when she entered the game off the bench.

### PAGE 3

- **Kaylee Page** has been one of K-State's top marksmen in her two seasons in Manhattan.
- In her K-State career, Page is averaging 1.4 made 3-point field goals per game including 27 games with two or more connections from deep. She enters 2017-18 with 93 career 3-point field goals made.
- In the 2016-17 season, Page set a new career season-high with 49 connections from beyond the arc. She averaged 1.4 made 3-point field goals per game and made two or more in a game 16 times.
- When Page made two or more 3-pointers in a in the 2016-17 season, K-State was 13-3. When she makes fewer than two, the Wildcats were 10-7.
- Her 3-point field goal percentage in 2016-17 was .360 (49-of-136) and ranked 14th in the Big 12. In league play, Page ranked eighth with a 3-point percentage of .397 (29-of-73).



50

# SHAELYN MARTIN

Guard/Forward | 6-1 | SR. - 3L | Salina, Kan. (Salina Central HS)



## CAREER

13th on the K-State career assists list (304)...  
22nd on the K-State career rebounds list (553)...  
Ninth in school history for career assist to turnover ratio (1.35).

## MARTIN'S TROPHY CASE

- 2016 Academic All-Big 12 First Team
- 2016 Pat Bosco Academic Award recipient
- 2016 Priscilla Gary Hustle Award recipient
- 2015 Big 12 Academic All-Rookie Team
- Four-time Big 12 Commissioner's Honor Roll

## MARTIN'S CAREER HIGHS

Points	14, vs. West Virginia (1/6/16)
FGs Made	5, twice
FGs Attempted	10, vs. West Virginia (1/6/16)
3-pt. FGs Made	2, five times
3-pt. FGs Attempted	6, vs. Hampton (11/21/14)
FTs Made	6, at Oklahoma (1/4/17)
FTs Attempted	8, twice
Rebounds	11, three times
Assists	9, vs. Chicago State (11/11/16)
Blocks	2, five times
Steals	5, twice
Minutes	40, vs. Oklahoma State (1/28/15)

## MISCELLANEOUS CAREER STATS

Double-Figure Scoring Games	9
20+ Point Games	-
Double-Figure Rebounding Games	7
Double-Doubles	-
5+ Rebound Games	64
5+ Assist Games	23
5+ Steal Games	2
2+ Steal Games	40
2+ Block Games	5
2+ Made 3-Pt. FGs	5

## Former Wildcats That Wore #50

Jessica McFarland (2003-06)  
Morgen Finneran (1998-01)  
Carrie Ragar (1996)

## JUNIOR (2016-17)

Represented K-State women's basketball in the Cats Across Continents program, which assisted Courts for Kids in constructing athletic courts during a nine-day trip to Costa Rica in the summer... Played in all 34 games and made 26 starts... Registered 793 minutes of action (23.3 mpg)... Tallied a career-high 161 points (4.7 ppg)... Set a career-high for field goals made (51) and field goal percentage (.342)... Recorded a new career-high at the free throw line, 48-of-72 (.667)... Pulled in 165 rebounds (4.9 rpg)... Had 21 games with five or more rebounds... Handed out 102 assists (3.2 apg)... Eight games with five or more assists... Second straight season with 150 or more rebounds and 100 or more assists... Blocked a career-high 12 shots... Pocketed 41 steals, her third straight season with 40 or more steals... Handed out a career-high nine assists and pulled in nine rebounds against Chicago State (11/11)... Tallied 10 points, five rebounds and four assists against Tulsa (11/14)... Recorded six assists and seven rebounds against UTEP (11/26) in the Paradise Jam... Carded nine points, nine rebounds, seven assists and a steal against Auburn (12/1)... Registered 10 points and eight assists against West Virginia (1/1)... Notched

553

Career Rebounds  
Ranks 22nd in School History

12 points, six rebounds, three assists, two blocks and two steals at Oklahoma (1/4)... Registered 11 points on 5-of-8 shooting, five rebounds and five assists at Iowa State (1/21)... Tallied six points and six rebounds against Iowa State (2/11)... Recorded three



1.35

Career Assist/Turnover Ratio  
Ranks 9th in School History

304

Career Assists  
Ranks 13th in School History

two steals against UT Arlington (12/3)... Hauled in 10 rebounds, dished out three assists and pocketed three steals at Chicago State (12/5)... Registered six points, nine rebounds and five assists against UTRGV (12/7)... Recorded eight points, four rebounds, seven assists, a block and a steal against Florida Atlantic (12/13)... Carded nine rebounds and five assists against Western Illinois (12/21)... Notched nine points, seven rebounds, three assists and two steals against Iowa State (12/30)... Tallied a career-high 14 points and added six rebounds, six assists and four steals against West Virginia (1/6)... Recorded six points, six rebounds and three steals against Oklahoma State (1/13)... Registered seven points, 10 rebounds, five assists and a block

points,  
six assists, seven  
rebounds, three steals  
and a blocked shot at West Virginia.

## SOPHOMORE (2015-16)

Played in and started all 32 games and charted 881 minutes for an average of 27.5 per game... Averaged 4.5 points, 6.8 rebounds, 3.5 assists and 1.4 steals... Set career-highs in rebounds (218), offensive rebounds (53), defensive rebounds (165), assists (112) and free throws made (46)... Led the team in assists... Ranked ninth in the Big 12 in rebounds and steals... Only player in the Big 12 to register 200 or more rebounds, 100 or more assists and 40 or more steals... For the second straight season, Martin has pulled in 150 or more rebounds, dished out 75 or more assists and pocketed 30 or more steals... Pulled in five or more rebounds in 25 games, including six games with 10 or more rebounds... Dished out five or more assists in 10 games... Notched seven points, nine rebounds, three assists, two steals and two blocks at Tulsa (11/13)... Recorded five points, six rebounds, three steals and a blocked shot at Connecticut (11/23)... Carded career-highs of 11 rebounds and seven assists against Southern (11/25)... Notched 10 rebounds, five assists and

66

Career Charges Drawn  
School Record

against TCU (1/16)... Carded eight points and 10 rebounds at Kansas (1/20)... Tallied nine points, eight rebounds, four assists and two steals against Oklahoma (2/9)... Registered eight points, six rebounds and three assists against Texas Tech (2/21)... Recorded seven points, nine rebounds and six assists against George Washington (3/18) in the first round of the 2016 NCAA Tournament.



7

Martin is one of seven players in program history with 300 or more assists and 550 or more rebounds in their career.

### 300 OR MORE ASSISTS/550 OR MORE REBOUNDS - CAREER

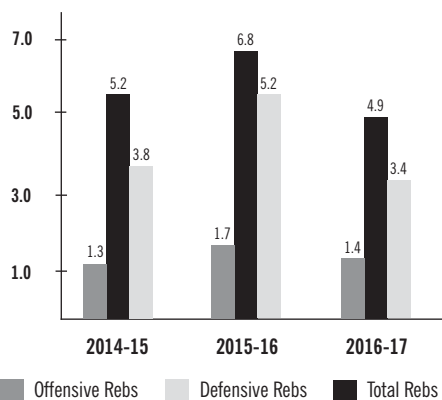
Player (Years)	Assists	Rebounds
Shalee Lehning (2005-08)	800	914
Megan Mahoney (2001-05)	589	804
Kendra Wecker (2001-05)	379	1,087
Nicole Ohlde (2000-04)	367	995
Brittany Chambers (2009-13)	363	862
Carlisa Thomas (1983-87)	347	923
Shaelyn Martin (2014-present)	304	553

## FRESHMAN (2014-15)

Played in and started all 33 games... One of two Wildcats to start every game (Breanna Lewis)... Registered averages of 4.6 points, 5.2 rebounds, 2.7 assists and 2.0 steals... Led the team in total assists (90) and assists per game... Second on the team in steals with 67... Tallied four games with 10 or more points...

### MARTIN'S YEAR-BY-YEAR REBOUNDS

Over the last three seasons, Martin has been responsible for 15.7% of K-State's rebounds. This was the second-highest rebound percentage during this time, trailing only Breanna Lewis (20.7%).



Pulled in five or more rebounds in 18 games... Handed out five or more assists in five games... Pocketed two or more steals in 19 games, including two games with five or more steals... Started her first career game at K-State against SIUE (11/14) and was the sixth true freshman in the last three years to start the season opener... Responded with five points, a team-high nine rebounds, three assists and three steals... Recorded seven rebounds, four assists and a steal against UMKC (11/18)... Tallied six points, five assists, four rebounds and a block against Hampton (11/21)... Carded eight points, five rebounds, a career-high five steals, blocked a shot and dished out an assist against UT Arlington (12/4)... Hauled in nine rebounds against Oral Roberts (12/14) and added three assists and three steals... Tallied 11 points, four rebounds and two assists against Grambling State (12/20)... Notched 10 points, five rebounds, four steals and three assists against Samford (12/30)... Pulled in a career-high 11 rebounds against Oklahoma State (1/28)... Carded 10 points, five rebounds, three assists and two steals against Texas (2/4)... Registered 10 points, eight rebounds, six assists and a steal against TCU (2/11)... Notched nine points, seven rebounds, five assists and three steals against Akron (3/19) in the first round of the 2015 WNIT.

## HIGH SCHOOL CAREER

Selected to play in the 2014 Kansas Basketball Coaches Association (KBCA) All-Star Game... Four-time AVCTL First Team selection... AVCTL Co-Player of the Year... Four-time All-Saline County First Team recipient... All Class 1st team... Class 5A First Team All-State... Garnered All-State honors for three straight seasons – honorable mention in 2011, first team in 2012

and second in 2013... Class 5A State All-Tournament Team... Class 5A Player of the Year... Played in the North Central Kansas All Star Game and was named the Defensive Player of the Game... Played in the 2013 KBCA All-Star Game... 2014 Gatorade Player of the Year nominee... 2014 McDonald's All American Nominee... 2013 Wendy's High School Heisman State Winner... Salina Invitational Tournament All Tournament Team and MVP... Academic All State... Concluded her career at Salina Central ranked first for total rebounds, offensive rebounds, defensive rebounds, assists, steals, free throws made and 2-point field goals made... Averaged 14.4 points, 8.0 rebounds, 4.4 assists, 3.6 steals and 1.5 blocks in her senior campaign... In 2013, Martin tallied averages of 11.3 points, 9.6 rebounds, 3.5 assists, 3.5 steals and 1.5 blocks... Martin helped the Mustangs to a state berth in 2012... Averaged 11.7 points, 9.3 rebounds, 3.3 assists, 3.7 steals and 1.2 blocks while helping the Mustangs to an 18-5 record... Accomplished volleyball and track athlete... In volleyball, she earned Second Team All-State honors the last two seasons and was a First Team All-Saline County and All-AVCTL selection in that time frame... In track, she qualified for state over the last three seasons and finished fourth in the 300 hurdles and eighth in the high hurdles in 2013 and set the school record in the 300 hurdles in 2014 with a time of 45.61.

## PERSONAL

Born Oct. 4, 1995... Daughter of Dean and Valarie Martin... Has one older brother, Josh... Mother, Valarie, played basketball at Fort Hays State... Majoring in kinesiology and a minor in leadership studies.

### MARTIN'S CAREER STATISTICS

YEAR	G-GS	MIN	FGM-FGA	PCT	3PT-A	PCT	FTM-FTA	PCT	O-D-T	AVG	PF-D	A	TO	BLK	ST	PTS-AVG
2014-15	33-33	963-29.2	48-154	.312	13-52	.250	43-75	.573	43-127-170	5.2	55-0	90	84	9	67	152-4.6
2015-16	32-32	881-27.5	44-140	.314	11-45	.244	46-70	.657	53-165-218	6.8	66-0	112	74	8	44	145-4.5
2016-17	34-26	793-23.3	51-149	.342	11-36	.306	48-72	.667	48-117-165	4.9	56-0	102	67	12	41	161-4.7
<b>TOTAL</b>	<b>99-91</b>	<b>2637-26.6</b>	<b>143-443</b>	<b>.323</b>	<b>35-133</b>	<b>.263</b>	<b>137-217</b>	<b>.631</b>	<b>144-409-553</b>	<b>5.6</b>	<b>177-0</b>	<b>304</b>	<b>225</b>	<b>29</b>	<b>152</b>	<b>458-4.6</b>

### MARTIN'S CAREER BIG 12 CONFERENCE STATISTICS

YEAR	G-GS	MIN	FGM-FGA	PCT	3PT-A	PCT	FTM-FTA	PCT	O-D-T	AVG	PF-D	A	TO	BLK	ST	PTS-AVG
2014-15	18-18	552-30.7	20-81	.247	5-29	.172	27-40	.675	25-65-90	5.0	30-0	42	48	6	35	72-4.0
2015-16	18-18	490-27.2	27-82	.329	6-26	.231	31-45	.689	26-84-110	6.1	39-0	49	39	3	21	91-5.1
2016-17	18-18	429-23.8	30-88	.341	7-23	.304	21-35	.600	22-60-82	4.6	35-0	48	35	8	22	88-4.9
<b>TOTALS</b>	<b>54-54</b>	<b>1,471-27.2</b>	<b>77-251</b>	<b>.308</b>	<b>18-78</b>	<b>.231</b>	<b>79-120</b>	<b>.658</b>	<b>73-209-282</b>	<b>5.2</b>	<b>104-0</b>	<b>139</b>	<b>122</b>	<b>17</b>	<b>78</b>	<b>251-4.6</b>

### MARTIN'S CAREER POSTSEASON STATISTICS

YEAR	G-GS	MIN	FGM-FGA	PCT	3PT-A	PCT	FTM-FTA	PCT	O-D-T	AVG	PF-D	A	TO	BLK	ST	PTS-AVG
Big 12	5-4	115-23.0	4-17	.235	1-6	.167	9-12	.750	4-18-22	4.4	9-0	13	11	1	5	18-3.6
WNIT	2-2	66-33.0	5-9	.556	1-2	.500	2-6	.333	2-13-15	7.5	5-0	10	8	1	4	13-6.5
NCAA	4-2	98-24.5	5-18	.278	1-5	.200	6-8	.750	7-20-27	6.8	9-0	12	12	0	7	17-4.3
<b>TOTALS</b>	<b>11-8</b>	<b>279-25.4</b>	<b>14-44</b>	<b>.318</b>	<b>3-13</b>	<b>.231</b>	<b>17-26</b>	<b>.654</b>	<b>13-51-64</b>	<b>5.8</b>	<b>23-0</b>	<b>35</b>	<b>31</b>	<b>2</b>	<b>16</b>	<b>48-4.4</b>

# 22 KARYLA MIDDLEBROOK

Guard | 5-7 | SR. - 1L | Blue Springs, Mo. (Alabama/Blue Springs HS)



## MIDDLEBROOK'S TROPHY CASE

- 2017 K-State Most Improved Player
- Spring 2017 Big 12 Commissioner's Honor Roll
- Three-time SEC Academic Honor Roll

## MIDDLEBROOK'S CAREER HIGHS

Points	27, at Oklahoma (1/4/17)
FGs Made	10, at Oklahoma (1/4/17)
FGs Attempted	19, at Oklahoma (1/4/17)
3-pt. FGs Made	2, three times
3-pt FGs Attempted	5, vs. Baylor (3/5/17)
FTs Made	8, three times
FTs Attempted	12, twice
Rebounds	7, twice
Assists	8, at TCU (2/18/17)
Blocks	1, at Oklahoma State (1/14/17)
Steals	4, vs. Drake (3/18/17)
Minutes	44, at Oklahoma (1/4/17)

## MISCELLANEOUS CAREER STATS

Double-Figure Scoring Games	12
20+ Point Games	2
Double-Figure Rebounding Games	-
Double-Doubles	-
5+ Rebound Games	8
5+ Assist Games	9
2+ Steal Games	11
2+ Made 3-Pt. FGs	3

## JUNIOR (2016-17)

Played in 33 games and started 31... Carded 868 minutes of action (26.3 mpg)... Registered a career-high 301 points (9.1 ppg)... Shot 91-of-247 (.368) from the field... Her field goal percentage and field goals made career-highs... Led the team in free throws made and attempted (105-of-146; .719)... Scored in double figures in 12 games... Led the team in assists



106

Assists in 2016-17  
new career season-high

(3.3 rpg)... Tallied eight games with five or more rebounds... Pocketed 35 steals... Notched 11 games with two or more steals... Made her K-State debut against Tulsa (11/14) and came off the bench to add nine points, six rebounds and an assist in 13 minutes... Recorded her first K-State start against Lamar (11/20) and tallied four points and six assists... Registered four points, six rebounds and three assists against NC State (11/24/16) in the Paradise Jam... Tallied four points, four rebound, five assists and two steals against LSU (11/25) in the Paradise Jam... Carded 11 against Connecticut (12/11)... a team-high 19 points and at North-

points  
Notched  
six assists  
ern Iowa  
(12/22)... Re-  
corded 13 points  
including a 7-of-8  
effort from the foul line  
at Baylor (12/29)... Regis-

105

Free throws made in 2016-17  
new career season-high

tered a career-high 27 points and seven rebounds at Oklahoma (1/4)... Carded 11 points, six rebounds, seven assists and three steals against Kansas (1/11)... Recorded 17 points and three rebounds against Baylor (1/25)... Approached a triple-double with nine points, seven assists and five rebounds against Oklahoma State (1/28)... Notched 10 points, five rebounds, three assists and two steals at Texas Tech (2/1)... Contributed 12 points and four rebounds at Texas (2/4)... Tallied 11 points and five assists against Iowa State (2/11)... Charted 19 points, seven rebounds, four assists and two steals against Oklahoma (2/21)... Registered a team-

high 14 points and three assists against Texas (2/27)... Notched a team-high 20 points against Baylor (3/5) in the semi-finals of the Big 12 Championship... Tallied eight points, seven assists, four rebounds and four steals against Drake (3/18).

## ALABAMA (2013-16)

Played three seasons at Alabama with 72 games played, 70 starts and an average of 28.8 minutes per game... Three-time SEC Academic Honor Roll... Averaged 7.6 points, 3.2 rebounds, 2.7 assists and 1.2 steals per game in her career... During the 2015-16 season, she averaged 8.8 points, 4.2 rebounds and a team-high 2.7 assists... Ranked ninth in the SEC in free throw percentage at .750... Ranked 11th in the SEC in

301

Points in 2016-17  
new career season-high

steals with 1.7 per game... In her redshirt freshman season of 2014-15, she averaged 7.1 points per game and a team-best 3.2 assists per game ... Ranked sixth in the SEC in assists, eighth in assist/turnover ratio (0.92) and seventh in free throw percentage against league opponents, .793... Second on the team in scoring in SEC games with 8.2 points per contest... Injured her hip in freshman season of 2013-14, forcing her to miss 21 of the final 23 games of the season.

1.28

Assist-Turnover Ratio  
in 2016-17 season; new career  
season-high

## HIGH SCHOOL

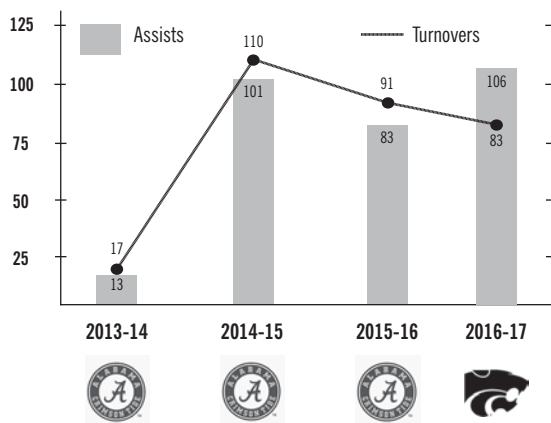
Ranked 81st overall in her class by ESPN.com ... also rated the nation's No. 22 point guard by ESPN.com ... 2012 and 2013 Missouri Sports Writers Association All-State selection ... 2013 Missouri Coaches Association All-State honoree ... 2013 Missouri All-Star ... 2013 USA TODAY All-State Team for Missouri ... three-time all-conference and all-district selection ... led Blue





## MIDDLEBROOK IMPROVES ASSISTS AT K-STATE

Karyla Middlebrook set a new season career-high with 106 assists during the 2016-17 season. Middlebrook also tallied her first career season with more assists than turnovers (106 assists/83 turnovers).



## MIDDLEBROOK CHARITABLE WITH WILDCATS

Karyla Middlebrook led K-State in free throws made in 2016-17, with a career-high 105. She made 75 of her 105 free throws in Big 12 play.

Middlebrook was the only player in the Big 12 in 2016-17 with 100 assists and 100 free throws made and the first K-State player since the 2012-13 season. In the previous 49 seasons, K-State has had just four players achieve 100 assists and 100 made free throws in a season.

## 100 OR MORE ASSISTS/100 OR MORE FTS MADE - SEASON

Player (Season)	Assists	FTs Made
Karyla Middlebrook (2016-17)	106	105
Brittany Chambers (2012-13)	122	115
Nicole Ohlde (2003-04)	119	136
Nicole Ohlde (2002-03)	109	138
Mary Jo Miller (1991-92)	116	105

Springs High School to the state Final Four for three straight years ... BSHS finished third in the state during her senior season in 2013 ... averaged 12-plus points and four assists as a senior ... selected as a finalist for the DiRenna Award, presented annually to the top player in the Kansas City Metro area ... graduated magna cum laude.

## PERSONAL

Born Nov. 4, 1994 ... Daughter of Melanie and Reggie Middlebrook ... Has two sisters, Shawnte and Brittany... Enrolled in K-State's graduate school in college student development.

## Former Wildcats That Wore #22

Breanna Lewis (2013-17)  
 Mariah White (2009-13)  
 Chelsea Domenico (2001-05)  
 Dee DeShay (1997-98, 1999-2000)  
 Amanda Chamberlain (1994-96)  
 Joelle Ward (1991-94)  
 Polly Williams (1989-90)  
 Tracey Bleczynski (1985-87)  
 Jennifer Jones (1982-85)  
 Jeanne Daniels (1978-82)

## MIDDLEBROOK'S CAREER STATISTICS

YEAR	G-GS	MIN-AVG.	FGM-FGA	PCT	3PT-A	PCT	FTM-FTA	PCT	O-D-T	AVG	PF-D	A	TO	BLK	ST	PTS-AVG
2013-14 (Alabama)	9-7	182-20.2	13-47	.277	2-14	.143	20-27	.741	6-12-18	2.0	20-0	13	17	1	5	48-5.3
2014-15 (Alabama)	32-32	919-28.7	66-211	.313	20-62	.323	74-98	.755	24-58-82	2.6	79-4	101	110	0	31	226-7.1
2015-16 (Alabama)	31-31	976-31.5	90-256	.352	15-65	.231	78-104	.750	27-103-130	4.2	75-1	83	91	5	52	273-8.8
2016-17 (K-State)	33-31	868-26.3	91-247	.368	14-50	.280	105-146	.719	30-78-108	3.3	80-1	106	83	1	35	301-9.1
<b>TOTAL</b>	<b>105-101</b>	<b>2945-28.0</b>	<b>260-761</b>	<b>.342</b>	<b>51-191</b>	<b>.267</b>	<b>277-375</b>	<b>.739</b>	<b>87-251-338</b>	<b>3.2</b>	<b>254-6</b>	<b>303</b>	<b>301</b>	<b>7</b>	<b>123</b>	<b>848-8.1</b>

## MIDDLEBROOK'S CAREER BIG 12 CONFERENCE STATISTICS

YEAR	G-GS	MIN	FGM-FGA	PCT	3PT-A	PCT	FTM-FTA	PCT	O-D-T	AVG	PF-D	A	TO	BLK	ST	PTS-AVG
2016-17	18-17	517-28.7	56-151	.371	7-22	.318	75-100	.750	19-48-67	3.7	47-1	57	36	1	21	194-10.8
<b>TOTALS</b>	<b>18-17</b>	<b>517-28.7</b>	<b>56-151</b>	<b>.371</b>	<b>7-22</b>	<b>.318</b>	<b>75-100</b>	<b>.750</b>	<b>19-48-67</b>	<b>3.7</b>	<b>47-1</b>	<b>57</b>	<b>36</b>	<b>1</b>	<b>21</b>	<b>194-10.8</b>

## MIDDLEBROOK'S CAREER POSTSEASON STATISTICS

YEAR	G-GS	MIN	FGM-FGA	PCT	3PT-A	PCT	FTM-FTA	PCT	O-D-T	AVG	PF-D	A	TO	BLK	ST	PTS-AVG
Big 12	2-2	35-17.5	8-20	.400	3-8	.375	4-6	.667	1-4-5	2.5	3-0	2	3	0	1	23-11.5
NCAA	2-2	49-24.5	4-13	.308	1-2	.500	1-2	.500	3-3-6	3.0	4-0	8	5	0	4	10-5.0
<b>TOTALS</b>	<b>4-4</b>	<b>84-21.0</b>	<b>12-33</b>	<b>.364</b>	<b>4-10</b>	<b>.400</b>	<b>5-8</b>	<b>.625</b>	<b>4-7-11</b>	<b>2.8</b>	<b>7-0</b>	<b>10</b>	<b>8</b>	<b>0</b>	<b>5</b>	<b>33-8.3</b>

# KAYLEE PAGE

Forward | 6-2 | SR. - 2L | Wamego, Kan. (Nebraska/Wamego HS)



## PAGE'S TROPHY CASE

- 2017 Academic All-Big 12 First Team
- 2016 Academic All-Big 12 First Team
- Named team's 2016 Most Improved Award winner
- Four-time Big 12 Commissioner's Honor Roll

## PAGE'S CAREER HIGHS

Points	21, at Tulsa (11/13/15)
FGs Made	8, at Tulsa (11/13/15)
FGs Attempted	13, at Iowa State (2/24/16)
3-pt. FGs Made	4, four times
3-pt. FGs Attempted	11, at TCU (1/2/16)
FTs Made	5, vs. Oklahoma State (1/28/17)
FTs Attempted	6, twice
Rebounds	12, vs. UTRGV (12/5/15)
Assists	10, at Iowa State (2/24/16)
Blocks	3, at Iowa State (1/21/17)
Steals	3, twice
Minutes	35, twice

## MISCELLANEOUS CAREER STATS

Double-Figure Scoring Games	18
20+ Point Games	1
Double-Figure Rebounding Games	2
5+ Rebound Games	16
Double-Figure Assist Games	1
5+ Assist Games	2
Double-Doubles	2
2+ Block Games	6
2+ Steal Games	7
4+ Made 3-Pt. FGs	4
2+ Made 3-Pt. FGs	27

## JUNIOR (2016-17)

Played in 34 games, with six starts... Recorded 744 minutes (21.9 mpg)... Tallied 211 points (6.2 ppg)... Scored in double figures in a career-best 10 games... Notched a career-high 71 made field goals, including a career-best 49 three-point field goals made... Charted 15 games Pulled down 97 rebounds (2.9 rpg)... Handed out 33 assists (1.0 apg)... Set a new career season-high in steals with 27... Registered 10 points and three rebounds in 23 minutes off the bench against Chicago State (11/11)... Notched 10 points and three rebounds in 18 minutes off the bench against NC State (11/24)... Tallied nine points and two rebounds off the bench

against L S U (11/25)... Recorded 12 points and seven rebounds off the bench against Princeton (12/18)... Carded 10 points and three rebounds off the bench against West Virginia (1/1)... Registered 10 points, six

49

3-point field goals made; second-most by a Wildcat in 2016-17 and new career-high

rebounds and two steals against Texas Tech (1/7)... Tallied 14 points, three rebounds and three blocks in 31 minutes off the bench at Iowa State (1/21)... Recorded 13 points on 5-of-8 shooting, four rebounds, two assists, a block and steal at Texas Tech (2/1)... Notched 10 points and three rebounds off the bench against Texas (2/27).

27

Steals in 2016-17  
Single-season career-high

## SOPHOMORE (2015-16)

Played in and started all 32 games in her debut season with the Wildcats... Tabulated 885 minutes for an average of 27.7 per game... Averaged 6.6 points, 4.2 rebounds and 1.9 assists per game... Second on the team in 3-point field goals made (44)... Ranked 14th in the Big 12 in 3-point field goals made per game (1.4)... Registered eight games in double figures for points... In the 13 road games, Page averaged 8.5 points, 3.7 rebounds and 2.1 assists... Of her eight double figure scoring efforts this season, five came in road games, Pulled in five or more rebounds 10 times... Granted immediate eligibility by the NCAA in June... Made her K-State debut in the starting lineup at Tulsa (11/13)... Played 31 minutes

211

Points scored in both the 2015-16 and 2016-17 seasons

29

3-point field goals made in Big 12 games in 2016-17; a new career-high in league play

and registered career-highs of 21 points on 8-of-11 shooting including 4-of-6 from beyond the arc, seven rebounds, two assists and a blocked shot... Notched three points, six rebounds, seven assists, a block and a steal against Abilene Christian (11/16)... Carded 11 points and three rebounds at Connecticut (11/23)... Tallied her first double figure scoring effort at home with 10 points, two rebounds, two assists and two steals against Southern (11/25)... Registered her first career double-double with 13 points, 12 rebounds, two assists and a steal against UTRGV (12/7)... Recorded a career-high 35 minutes at TCU (1/2) and responded with 14 points, five rebounds and two blocks... Notched 10 rebounds, three







#### PAGE'S 3-POINT FIELD GOALS

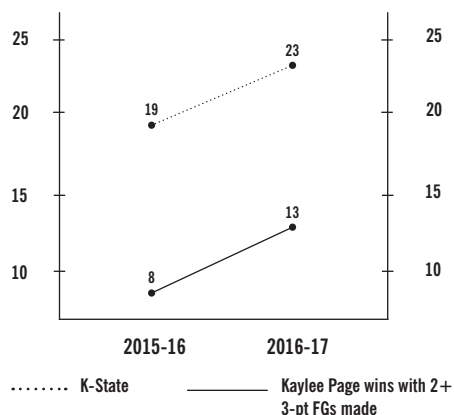
Kaylee Page is the third player in school history 6'0" or taller with 90 or more career made 3-point field goals.

#### PLAYERS 6'0" OR TALLER W/ 90+ 3-PT FGS MADE - CAREER

Player (Years)	3-Pt FGS	Height
Megan Mahoney (2001-05)	117	6'0"
Ashley Sweat (2006-10)	110	6'2"
Kaylee Page (2015-present)	93	6'2"

#### IMPACT OF PAGE'S 3-POINTERS

When Kaylee Page knocks down two or more 3-point field goals in a game, K-State is 21-6 during her two seasons with the Wildcats. In the 2016-17 season, K-State was 13-3 when Page buried two or more 3-point field goals.



points and a block against Oklahoma State (1/13)... Carded seven points, four rebounds, two assists, two blocks and a steal against TCU (1/16)... Finished with eight points, three rebounds and two steals at Texas Tech (1/24)... Recorded 10 points, four rebounds and two blocks against Kansas (2/13)... Registered her second career double-double with 13 points, 10 assists and six rebounds at Iowa State (2/24)... Carded 13 points and three rebounds at Oklahoma State (2/29).

#### NEBRASKA (2014-15)

Played in five games for Nebraska and averaged 0.4 points, 0.6 rebounds and 0.2 assists.

#### HIGH SCHOOL

2014 Kansas Gatorade Player of the Year and the No. 42 rated player in the nation according to ESPN Hoopgurlz in the class of 2014... Completed her career at Wamego High School with 1,755 points, 771 rebounds, 293 assists, 181 three-point field goals made, 167 steals and 355 blocked shots... Averaged 15.5 points, 7.2 rebounds, 3.4 assists, 2.9 blocks and 1.3 steals in her senior year at Wamego in 2014 as the Red Raiders finished 24-1 and a Class 4A runner-up finish... Played in the Kansas Basketball Coaches Association (KBCA) All Star game in August 2014.

Kansas Class 4A Player of the Year... Helped the Red Raiders win the 2013 Kansas Class 4A state title... Averaged 20.8 points, 8.1 rebounds, 4.3 blocks, 3.0 assists and 1.8 steals as a junior... In her sophomore season, she was named to the All-Kansas (all-class) Second Team and was a Class 4A All-State selection... Averaged 20.0 points, 9.5 rebounds, 5.4 blocks, 3.2 assists and 1.8 steals... In her freshman season in 2010-11, she was a Class 4A All-State Second Team recipient... Averaged 19.6 points, 8.5 rebounds, 2.9 assists, 2.6 blocks and 2.4 steals.

#### PERSONAL

Born May 14, 1996... Daughter of Wendy and Jim Page... Has two siblings, older brother James and younger sister Lanie... Father played basketball at Johnson County Community College and Pittsburg State... Mother played basketball at Emporia State... Older brother plays at Grinnell College in Iowa... Majoring in business.

#### Former Wildcats That Wore #1

Haley Texada (2011-15)

#### PAGE'S CAREER STATISTICS

YEAR	G-GS	MIN	FGM-FGA	PCT	3PT-A	PCT	FTM-FTA	PCT	O-D-T	AVG	PF-D	A	TO	BLK	ST	PTS-AVG
2014-15 (Nebraska)	5-0	28-5.6	0-6	.000	0-4	.000	2-2	1.000	0-3-3	0.6	3-0	1	0	0	0	2-0.4
2015-16 (K-State)	32-32	885-27.7	69-208	.332	44-143	.308	29-37	.784	12-123-135	4.2	55-0	61	46	17	15	211-6.6
2016-17 (K-State)	34-6	744-21.9	71-192	.370	49-136	.360	20-27	.741	16-81-97	2.9	42-0	33	32	15	27	211-6.2
<b>TOTAL</b>	<b>71-38</b>	<b>1657-23.3</b>	<b>140-406</b>	<b>.345</b>	<b>93-283</b>	<b>.329</b>	<b>51-66</b>	<b>.773</b>	<b>28-207-235</b>	<b>3.3</b>	<b>100-0</b>	<b>95</b>	<b>78</b>	<b>32</b>	<b>42</b>	<b>424-6.0</b>

#### PAGE'S CAREER BIG 12 CONFERENCE STATISTICS

YEAR	G-GS	MIN	FGM-FGA	PCT	3PT-A	PCT	FTM-FTA	PCT	O-D-T	AVG	PF-D	A	TO	BLK	ST	PTS-AVG
2015-16	18-18	515-28.6	33-114	.289	23-85	.271	18-22	.818	5-66-71	3.9	32-0	33	24	10	9	107-5.9
2016-17	18-5	428-23.8	45-112	.402	29-73	.397	8-13	.615	9-45-54	3.0	23-0	17	18	12	17	127-7.1
<b>TOTALS</b>	<b>36-23</b>	<b>943-26.2</b>	<b>78-226</b>	<b>.345</b>	<b>52-158</b>	<b>.329</b>	<b>26-35</b>	<b>.743</b>	<b>14-111-125</b>	<b>3.5</b>	<b>55-0</b>	<b>50</b>	<b>42</b>	<b>22</b>	<b>26</b>	<b>234-6.5</b>

#### PAGE'S CAREER POSTSEASON STATISTICS

YEAR	G-GS	MIN	FGM-FGA	PCT	3PT-A	PCT	FTM-FTA	PCT	O-D-T	AVG	PF-D	A	TO	BLK	ST	PTS-AVG
Big 12	3-1	67-22.3	2-10	.200	2-8	.250	4-4	1.000	1-8-9	3.0	3-0	6	4	1	1	10-3.3
NCAA	4-2	97-24.3	4-18	.222	4-14	.286	0-0	.000	1-8-9	2.3	8-0	2	9	2	2	12-3.0
<b>TOTALS</b>	<b>7-3</b>	<b>164-23.4</b>	<b>6-28</b>	<b>.214</b>	<b>6-22</b>	<b>.273</b>	<b>4-4</b>	<b>1.000</b>	<b>2-16-18</b>	<b>2.6</b>	<b>11-0</b>	<b>8</b>	<b>13</b>	<b>3</b>	<b>3</b>	<b>22-3.1</b>

10

# KAYLA GOTH

Guard | 6-1 | JR. - 2L | DeForest, Wis. (DeForest HS)



## GO TH'S TROPHY CASE

- 2017 Academic All-Big 12 First Team
- Two-time 1st Infantry Division Sustainment Brigade Tammie Romstad Durable Award (2016, 2017)
- 2016 Big 12 Academic All-Rookie Team
- Four-time Big 12 Commissioner's Honor Roll

## GO TH'S CAREER HIGHS

Points	25, vs. Iowa State (3/4/17)
FGs Made	9, vs. Chicago St. (11/11/16)
FGs Attempted	19, vs. Iowa State (3/4/17)
3-pt. FGs Made	3, twice
3-pt FGs Attempted	10, vs. Iowa State (3/4/17)
FTs Made	6, vs. Iowa State (3/4/17)
FTs Attempted	6, vs. Iowa State (3/4/17)
Rebounds	8, vs. Chicago State (11/11/16)
Assists	4, six times
Blocks	1, seven times
Steals	4, twice
Minutes	31, vs. Iowa State (3/4/17)

## MISCELLANEOUS CAREER STATS

Double-Figure Scoring Games	8
20+ Point Games	2
Double-Figure Rebounding Games	-
Double-Doubles	-
5+ Rebound Games	9
5+ Assist Games	-
2+ Steal Games	11
4+ Made 3-Pt. FGs	-
2+ Made 3-Pt. FGs	4

- Second player in the 50-year history of women's basketball at Kansas State from the state of Wisconsin, Breanna Lewis (2013-17).

## SOPHOMORE (2016-17)

Played in 33 games with nine starts and checked in with a career-high 609 minutes played (18.5 mpg)... Registered a career-high 191 points (5.8 ppg)... Set new career-highs for field goals made and attempted (73-of-167; .437), three-point field goals made and attempted (17-of-61; .279) and free throws made and attempted (28-of-41; .683)... Scored in double figures in eight games... Pulled in a career-high 72 rebounds

12.4

Averaged 12.4 points per game in the first four and last four games of the 2016-17 season

25

Career-high 25 points against Iowa State in the 2017 Big 12 Championship quarterfinals

(2.2 rpg)... Tallied four games with five or more rebounds... Dished out a career-high 50 assists (1.5 apg)... Notched a career-high 30 steals, including eight games with two or more steals... Made her second career start and notched 23 points, a career-high eight rebounds and three steals in 29 minutes against Chicago State... Recorded 10 points on 5-of-6 shooting with two steals against Tulsa (11/14)... Tallied 11 points on 5-of-9 shooting with four rebounds and three assists against Lamar (11/20)... Carded 12 points, two rebounds and three assists against North Carolina State (11/24)... Registered nine points, four rebounds, four assists and three steals off the bench at Omaha (12/4)... Chipped in with 10 points, three assists, three rebounds and four steals at Iowa State (1/21)... Notched nine points and four assists against Iowa State (2/11)... Led K-State in the Big 12 Championship with 18.5 points per game... Registered a career-high 25 points on 8-of-19 shooting and added five rebounds, three steals and two assists against Iowa State (3/4)... She tied the school record for a Big 12 Championship game by going 6-of-6 from the free throw line against the Cyclones... Tallied 12 points on 5-of-10 shooting, three rebounds,

three assists and two steals against Baylor (3/5).

## FRESHMAN (2015-16)

Concluded her debut season in Manhattan with 30 games played, including one start, with 407 minutes played for an average of 13.6 per game... Averaged 1.9 points, 2.3 rebounds and 1.3 assists... In Big 12 action, she registered 2.1 points, 2.3 rebounds and 1.1 assists... Tallied five games with five or more rebounds and three games with two or more steals... Made her K-State debut at Tulsa (11/13) and played eight minutes off the bench and tallied her first point on a free throw in the first quarter... Dished out three assists and pulled in four rebounds against Abilene Christian (11/16)... Handed out three assists and pocketed a steal at Connecticut (11/23)... Registered two points on her first career made field goal,

77.3

Percent of her career points scored during the 2016-17 season

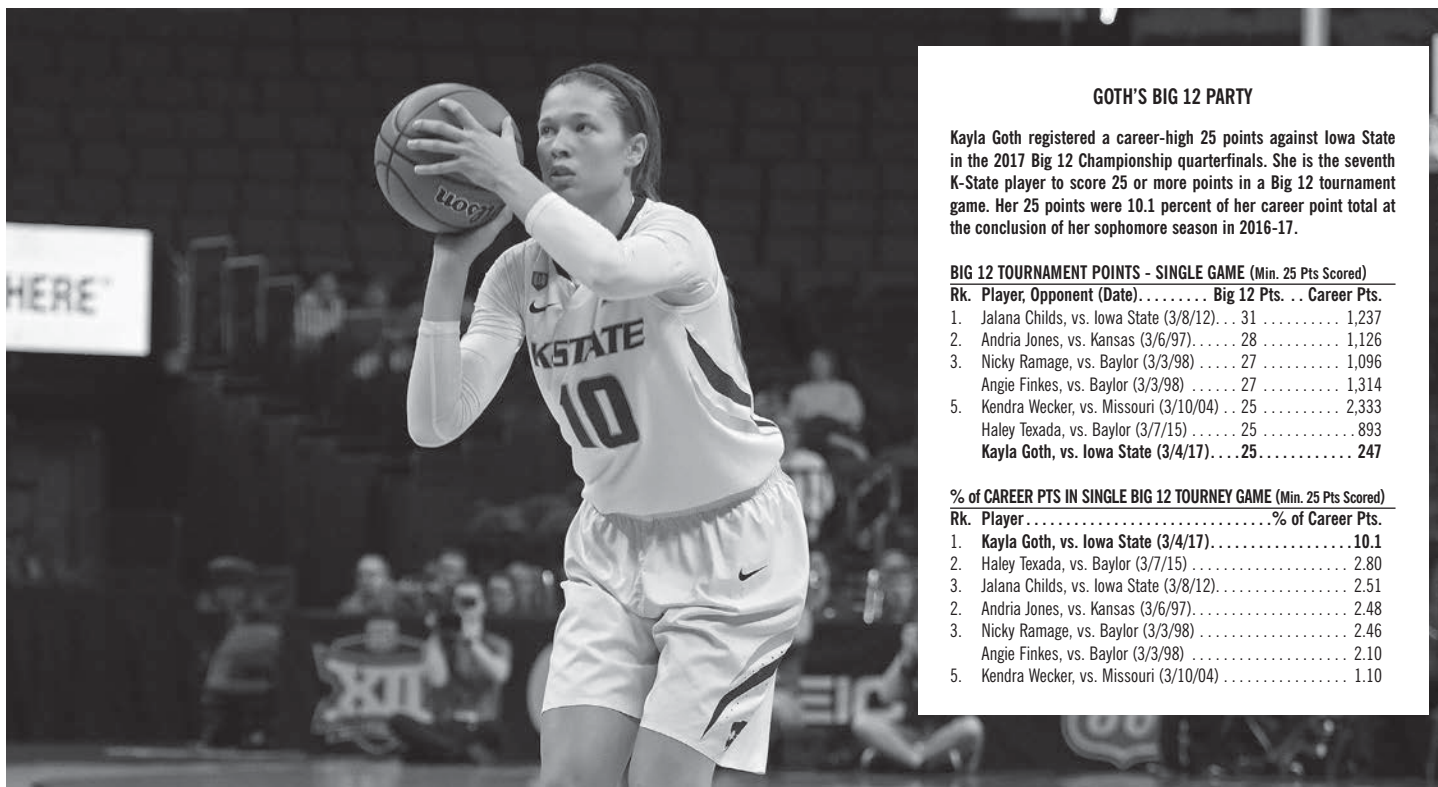
three rebounds and an assist against UTRGV (12/7)... Carded two points, six rebounds, three assists and a steal in 10 minutes off the bench against Florida Atlantic (12/13)... Tallied two points, two assists and a steal in three minutes off the bench against Sam Houston State (12/19)... Knocked down her first career 3-point field goal, dished out two assists and pulled in two boards in 10 minutes off the bench against Western Illinois

1.42

Career Assist-to-turnover ratio







### GOTH'S BIG 12 PARTY

Kayla Goth registered a career-high 25 points against Iowa State in the 2017 Big 12 Championship quarterfinals. She is the seventh K-State player to score 25 or more points in a Big 12 tournament game. Her 25 points were 10.1 percent of her career point total at the conclusion of her sophomore season in 2016-17.

#### BIG 12 TOURNAMENT POINTS - SINGLE GAME (Min. 25 Pts Scored)

Rk.	Player, Opponent (Date)	Big 12 Pts.	Career Pts.
1.	Jalana Childs, vs. Iowa State (3/8/12)	31	1,237
2.	Andria Jones, vs. Kansas (3/6/97)	28	1,126
3.	Nicky Ramage, vs. Baylor (3/3/98)	27	1,096
	Angie Finkes, vs. Baylor (3/3/98)	27	1,314
5.	Kendra Wecker, vs. Missouri (3/10/04)	25	2,333
	Haley Texada, vs. Baylor (3/7/15)	25	893
	Kayla Goth, vs. Iowa State (3/4/17)	25	247

#### % of CAREER PTS IN SINGLE BIG 12 TOURNEY GAME (Min. 25 Pts Scored)

Rk.	Player	% of Career Pts.
1.	Kayla Goth, vs. Iowa State (3/4/17)	10.1
2.	Haley Texada, vs. Baylor (3/7/15)	2.80
3.	Jalana Childs, vs. Iowa State (3/8/12)	2.51
2.	Andria Jones, vs. Kansas (3/6/97)	2.48
3.	Nicky Ramage, vs. Baylor (3/3/98)	2.46
	Angie Finkes, vs. Baylor (3/3/98)	2.10
5.	Kendra Wecker, vs. Missouri (3/10/04)	1.10

(12/21)... Registered a career-high seven points and added three rebounds and a block off the bench at Oklahoma (1/10)... Added three points and four assists in 16 minutes off the bench against TCU (1/16)... Chipped in off the bench against Oklahoma (2/9) with seven points, three rebounds and two steals... Tallied four points, seven rebounds, two assists and a block at Iowa State (2/24).

### HIGH SCHOOL CAREER

Career totals of 1,259 points (13.6 ppg), 360 assists (5.0 apg), 339 steals (4.7 spg) and 187 blocks (2.6 bpg)... Ranked No. 57 in the nation at her position by ESPN Hoopgurlz... Four-time All-Badger North Conference First Team selection... Two-time Associated Press All-State Second Team... Two-time Wisconsin Basketball Coaches Association Division 2 All-State First Team honors... Two-time First Team All-Southern Wisconsin selection... Two-time Second Team All-Southern Wisconsin selection... Helped DeForest to a pair of Badger North Conference titles in 2013-14 and 2014-15... In her senior season, Goth averaged 14.0 points, 4.6 rebounds, 4.2 assists, 1.8 blocks and 4.4 steals... In the 2013-14 season, Goth averaged 13.5 points, 4.1 assists, 4.3 steals and 1.8 blocks while leading DeForest to a Wisconsin Interscholastic Athletic Association (WIAA) Division 2 state runner-up finish... Also a stand out in volleyball and softball...

Two-time All-Badger North Conference First Team selection in volleyball... Two-time All-Southern Wisconsin First Team selection as an outside hitter... In 2014, named to All-State Second Team by Wisconsin Volleyball Coaches Association (WVCA)... Led DeForest to first ever appearance in state tournament... Two-time All-Badger North Conference First Team selection as an outfielder in softball... Two-time All-District honorable mention selection as an outfielder.

### PERSONAL

Born March 31, 1997 in Madison, Wis.... Daughter of Herman Goth and Beth Mueller... Has one older sister, Megan... Earned her first degree black belt in Tae Kwon Do in less than five years... Major is business.

### Former Wildcats That Wore #10

Leticia Romero (2013-14)  
Heidi Brown (2011-13)  
Kelsey Hill (2008-11)  
Laurie Koehn (2001-05)  
Heather Smith (1997-99)  
Cheryl Jackson  
Priscilla Gary (1981-83); retired)  
Karen Coupe

#### GOTH'S CAREER STATISTICS

YEAR	G-GS	MIN-AVG.	FGM-FGA	PCT	3PT-A	PCT	FTM-FTA	PCT	O-D-T	AVG	PF-D	A	TO	BLK	ST	PTS-AVG
2015-16	30-1	407-13.6	20-57	.351	2-14	.143	14-25	.560	12-58-70	2.3	14-0	38	24	4	14	56-1.9
2016-17	33-9	609-18.5	73-167	.437	17-61	.279	28-41	.683	22-50-72	2.2	29-0	50	38	4	30	191-5.8
<b>TOTAL</b>	<b>63-10</b>	<b>1016-16.1</b>	<b>93-224</b>	<b>.415</b>	<b>19-75</b>	<b>.253</b>	<b>42-66</b>	<b>.636</b>	<b>34-108-142</b>	<b>2.3</b>	<b>43-0</b>	<b>88</b>	<b>62</b>	<b>8</b>	<b>44</b>	<b>247-3.9</b>

#### GOTH'S CAREER BIG 12 CONFERENCE STATISTICS

YEAR	G-GS	MIN	FGM-FGA	PCT	3PT-A	PCT	FTM-FTA	PCT	O-D-T	AVG	PF-D	A	TO	BLK	ST	PTS-AVG
2015-16	16-0	237-14.8	12-34	.353	1-9	.111	8-12	.667	8-29-37	2.3	13-0	17	14	3	7	33-2.1
2016-17	18-0	240-13.3	18-52	.346	3-13	.231	8-16	.500	9-20-29	1.6	16-0	22	11	1	13	47-2.6
<b>TOTALS</b>	<b>34-0</b>	<b>477-14.0</b>	<b>30-86</b>	<b>.349</b>	<b>4-22</b>	<b>.182</b>	<b>16-28</b>	<b>.571</b>	<b>17-49-66</b>	<b>1.9</b>	<b>29-0</b>	<b>39</b>	<b>25</b>	<b>4</b>	<b>20</b>	<b>80-2.4</b>

#### GOTH'S CAREER POSTSEASON STATISTICS

YEAR	G-GS	MIN	FGM-FGA	PCT	3PT-A	PCT	FTM-FTA	PCT	O-D-T	AVG	PF-D	A	TO	BLK	ST	PTS-AVG
Big 12	3-1	85-28.3	14-31	.452	4-14	.286	9-10	.900	7-4-11	3.7	3-0	7	3	1	5	41-13.7
NCAA	4-2	70-17.5	5-16	.313	1-5	.200	4-7	.571	0-6-6	1.5	0-0	6	4	1	2	15-3.8
<b>TOTALS</b>	<b>7-3</b>	<b>155-22.1</b>	<b>19-47</b>	<b>.404</b>	<b>5-19</b>	<b>.263</b>	<b>13-17</b>	<b>.765</b>	<b>7-10-17</b>	<b>2.4</b>	<b>3-0</b>	<b>13</b>	<b>7</b>	<b>2</b>	<b>7</b>	<b>56-8.0</b>

11

# PEYTON WILLIAMS

Forward | 6-4 | SO. - 1L | Topeka, Kan. (Cair Paravel Latin School)



## WILLIAMS'S TROPHY CASE

- 2016-17 Big 12 Academic All-Rookie Team
- Two-time Big 12 WBB Freshman of the Week (Nov. 14 & Dec. 5)
- Big 12 VB Freshman of the Week (Aug. 28)
- Two-time Big 12 Commissioner's Honor Roll

## WILLIAMS'S CAREER HIGHS

Points	15, vs. Chicago State (11/11/16)
FGs Made	6, vs. Chicago State (11/11/16)
FGs Attempted	10, vs. Chicago State (11/11/16)
3-pt. FGs Made	-
3-pt FGs Attempted	-
FTs Made	4, twice
FTs Attempted	5, vs. Chicago State (11/11/16)
Rebounds	12, vs. Chicago State (11/11/16)
Assists	3, vs. Oklahoma (2/21/17)
Blocks	2, vs. UT Arlington (12/7/16)
Steals	1, eight times
Minutes	31, vs. Chicago State (11/11/16)

## MISCELLANEOUS CAREER STATS

Double-Figure Scoring Games	4
20+ Point Games	-
Double-Figure Rebounding Games	1
Double-Doubles	1
5+ Rebound Games	8
5+ Assist Games	-
2+ Steal Games	-
2+ Block Games	-

- Fourth player in program history from Topeka, Kansas; first since 1988-91 (Nadira Hazim & Kristie Bahner)
- Two-sport athlete at K-State; redshirted the 2016-17 season with K-State volleyball

## FRESHMAN (2016-17)

Played in 34 games, started 23 and registered 543 minutes (16.0 mpg)... Scored 125 points (3.7 ppg), including four games with 10 or more points... Shot 48-of-104 (.462) from the field and 29-of-45 (.644) from the foul line... Hauled in 115 rebounds (3.4 rpg)... Had nine games with five or more rebounds... Handed out 29 assists... Tallied six blocks and 11 steals... Started her first career game at K-State, vs. Chicago State

8

Games with five or more rebounds in 2016-17

(11/11)... In her first game, she carded a double-double of 15 points on 6-of-10 shooting and 12 rebounds... She is the first player to register a double-double in her K-State career debut since Kendra Wecker in 2001... Carded 11 points and five rebounds off the bench against Auburn (12/1)... Recorded six points and three rebounds at Omaha (12/4)... Tallied 10 points, five rebounds, an assist, a block and a steal against Texas Tech (1/7)... Registered seven points on 3-of-3 shooting

4

Games with 10 or more points and five or more rebounds in 2016-17

and four rebounds at Oklahoma State (1/14)... Notched 12 points, five rebounds, two assists and a steal at Texas Tech (2/1)... Carded two points and seven rebounds at Texas (2/4).

## HIGH SCHOOL

Ranked as the No. 64 player in the nation by Prospects Nation... Ranked as the No. 20 forward in the nation by ESPN Hoopgurlz... Fourth player in program history from Topeka, Kansas... Scored over 1,500 points in career... Was the MCAA MVP in both basketball and volleyball her senior year... Named All-MCAA in all five seasons of her career... Finished her senior season with 15.5 points and 12.6 re-

15

Scored 15 points in her K-State debut

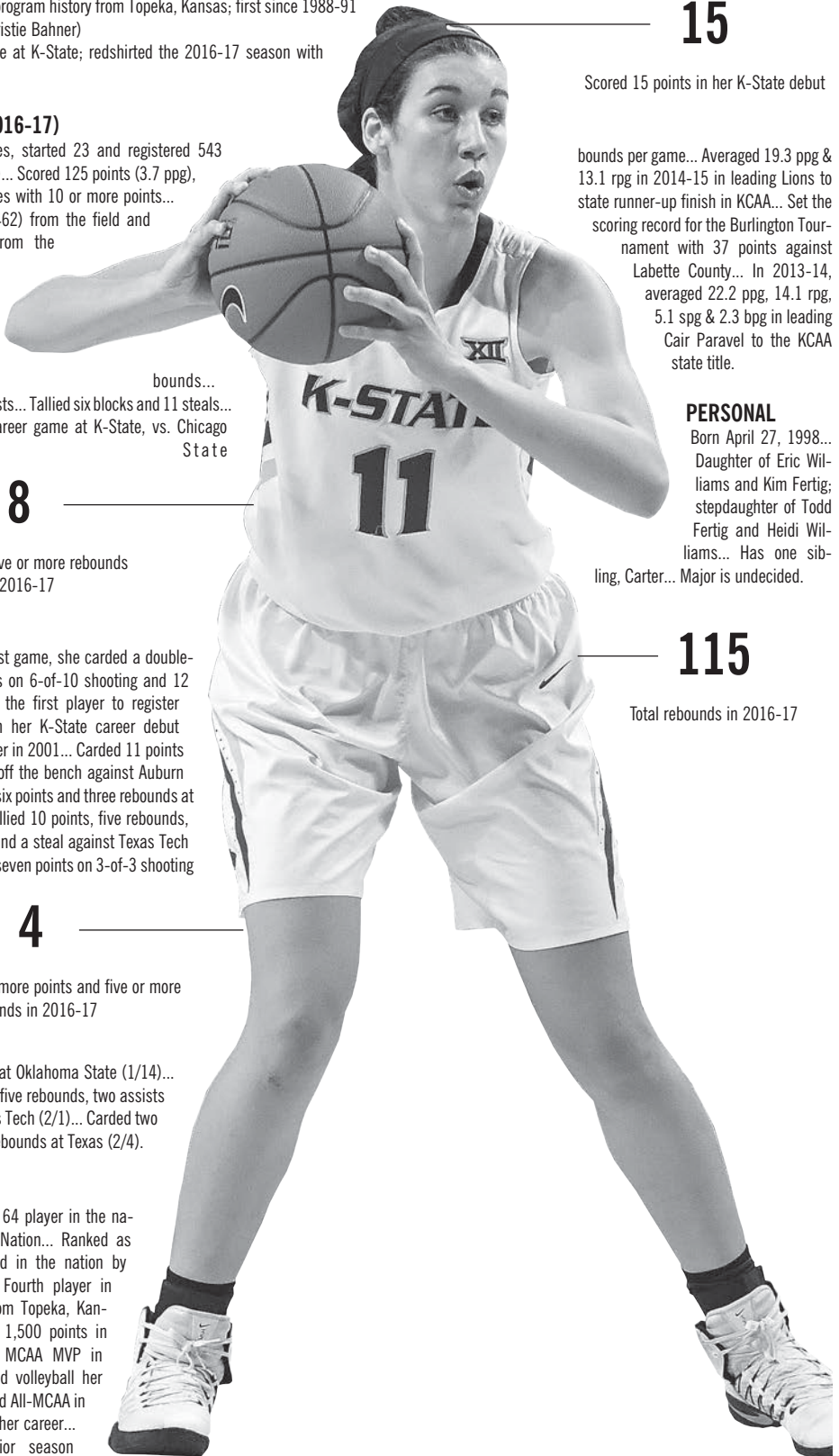
bounds per game... Averaged 19.3 ppg & 13.1 rpg in 2014-15 in leading Lions to state runner-up finish in KCAA... Set the scoring record for the Burlington Tournament with 37 points against Labette County... In 2013-14, averaged 22.2 ppg, 14.1 rpg, 5.1 spg & 2.3 bpg in leading Cair Paravel to the KCAA state title.

## PERSONAL

Born April 27, 1998... Daughter of Eric Williams and Kim Fertig; stepdaughter of Todd Fertig and Heidi Williams... Has one sibling, Carter... Major is undecided.

115

Total rebounds in 2016-17







### WILLIAMS IN BIG 12 ACTION DURING FRESHMAN SEASON

Peyton Williams registered two games of 10 or more points and five or more rebounds during her first season of Big 12 regular season play. Both games came against Texas Tech. Her combined 22 points in the two games against Texas Tech represented 37.3 percent of her Big 12 point total (59 points).

### Former Wildcats That Wore #11

Antoinette Taylor (2014-16)  
 Chantay Caron (2010-14)  
 Shalondra Booker (2000-02)  
 Dawn Stoeher (1988-90)  
 Susan Green (1983-87)  
 Andrea James  
 Melanie Lees (1980-81)

### WILLIAMS TOP OPPONENTS FOR POINTS & REBOUNDS (BIG 12 ONLY)

Rk.	Opponent	Pts	% of Pts	Rebs	% of Rebs
1.	Texas Tech	22	37.3	10	20.0
2.	Texas	7	11.9	11	22.0
3.	Oklahoma State	7	11.9	5	10.0
4.	Oklahoma	6	10.2	7	14.0
5.	TCU	5	8.5	5	10.0
6.	Baylor	4	6.8	5	10.0
7.	Kansas	4	6.8	3	6.0
8.	Iowa State	3	5.1	3	6.0
9.	West Virginia	1	2.0	1	2.0

### WILLIAMS'S CAREER STATISTICS

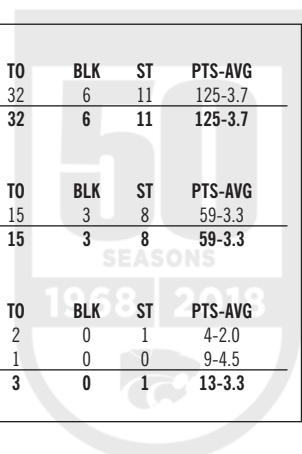
YEAR	G-GS	MIN	FGM-FGA	PCT	3PT-A	PCT	FTM-FTA	PCT	O-D-T	AVG	PF-D	A	TO	BLK	ST	PTS-AVG
2016-17	34-23	543-16.0	48-104	.462	0-1	.000	29-45	.644	45-70-115	3.4	20-0	29	32	6	11	125-3.7
<b>TOTAL</b>	<b>34-23</b>	<b>543-16.0</b>	<b>48-104</b>	<b>.462</b>	<b>0-1</b>	<b>.000</b>	<b>29-45</b>	<b>.644</b>	<b>45-70-115</b>	<b>3.4</b>	<b>20-0</b>	<b>29</b>	<b>32</b>	<b>6</b>	<b>11</b>	<b>125-3.7</b>

### WILLIAMS'S CAREER BIG 12 CONFERENCE STATISTICS

YEAR	G-GS	MIN	FGM-FGA	PCT	3PT-A	PCT	FTM-FTA	PCT	O-D-T	AVG	PF-D	A	TO	BLK	ST	PTS-AVG
2016-17	18-11	274-15.2	23-47	.489	0-0	.000	13-22	.591	18-32-50	2.8	8-0	18	15	3	8	59-3.3
<b>TOTALS</b>	<b>18-11</b>	<b>274-15.2</b>	<b>23-47</b>	<b>.489</b>	<b>0-0</b>	<b>.000</b>	<b>13-22</b>	<b>.591</b>	<b>18-32-50</b>	<b>2.8</b>	<b>8-0</b>	<b>18</b>	<b>15</b>	<b>3</b>	<b>8</b>	<b>59-3.3</b>

### WILLIAMS'S CAREER POSTSEASON STATISTICS

YEAR	G-GS	MIN	FGM-FGA	PCT	3PT-A	PCT	FTM-FTA	PCT	O-D-T	AVG	PF-D	A	TO	BLK	ST	PTS-AVG
Big 12	2-2	35-17.5	2-9	.222	0-0	.000	0-1	.000	1-6-7	3.5	1-0	0	2	0	1	4-2.0
NCAA	2-2	23-11.5	4-6	.667	0-0	.000	1-1	1.000	2-0-2	2.0	0-0	1	1	0	0	9-4.5
<b>TOTALS</b>	<b>4-4</b>	<b>58-14.5</b>	<b>6-15</b>	<b>.400</b>	<b>0-0</b>	<b>.000</b>	<b>1-2</b>	<b>.500</b>	<b>3-6-9</b>	<b>2.3</b>	<b>1-0</b>	<b>1</b>	<b>3</b>	<b>0</b>	<b>1</b>	<b>13-3.3</b>



13

# ETERNATI WILLOCK

Forward | 6-4 | SO. - 1L | Scarborough, Ontario, Canada (St. John Paul II Catholic School)



## WILLOCK'S TROPHY CASE

- 2017 Big 12 All-Freshman Team (unanimous selection)

## WILLOCK'S CAREER HIGHS

Points	13, twice
FGs Made	5, five times
FGs Attempted	11, twice
3-pt. FGs Made	-
3-pt FGs Attempted	1, twice
FTs Made	5, vs. Iowa State (2/11/17)
FTs Attempted	7, twice
Rebounds	13, at Oklahoma State (1/14/17)
Assists	4, vs. TCU (1/18/17)
Blocks	3, vs. Baylor (1/28/17)
Steals	3, three times
Minutes	27, twice

## MISCELLANEOUS CAREER STATS

Double-Figure Scoring Games	9
20+ Point Games	-
Double-Figure Rebounding Games	2
Double-Doubles	2
5+ Rebound Games	14
5+ Assist Games	-
2+ Steal Games	5
2+ Block Games	5

- First player in the 50-year history of the program from Canada.

## FRESHMAN (2016-17)

Played in 31 games and started five, logging 603 minutes (19.5 mpg)... Scored 206 points (6.6 ppg) by shooting 79-of-191 (.414) from the field and 48-of-79 (.608) from the free throw line... Notched nine

9

Games with 10 or more points and five or more rebounds in 2016-17, including two double-doubles

games in double figures... Second on the team in rebounding with 5.1 per game and 158 total rebounds... Pulled in five or more rebounds in 16 games and 10 or more boards in two games... Dished out 42 assists... Blocked 20 shots and pocketed 19 steals... Made her K-State debut against Tulsa (11/14) and came off the bench with 11 points, seven rebounds and two assists in 20 minutes... Made her first career start against LSU (11/25) in the Paradise

60.8

Percent of Willock's total rebounds in Big 12 play during the 2016-17 season

Jam and finished with six points, four rebounds and three steals in 22 minutes... Registered nine points, three rebounds and two assists against Auburn (12/1)... Tallied five points, five rebounds and three assists off the bench at Omaha (12/4)... Notched nine points, three rebounds and three steals against UT-Arlington (12/7)... Came off the bench to contribute nine points, four rebounds and two blocks against West Virginia (1/1)... Tallied 11 points and nine rebounds in 26 minutes off the bench at Oklahoma (1/4)... Notched a career-high 13 points and pulled in eight rebounds against Texas Tech (1/7)... Registered her first career double-double at Oklahoma State (1/14) with 13 points and a career-high 13 rebounds... Carded 10 points, eight rebounds and four assists against TCU (1/18)... Tallied 11 points, six rebounds and two blocks against Iowa State (2/11).

3.0

Increase in scoring average from non-conference games (5.1 ppg) to Big 12 games (8.1 ppg).

## HIGH SCHOOL


Ranked as the No. 33 player in the nation by ESPN Hoopgurlz & Girlsbasketballreport.com... Ranked as the No. 6 international prospect by Prospects Nation... Ranked as 4.5 prospect by Peach State Basketball... No. 2 prospect by CROWN Scout Girls Report in 2015 and 2016... First player in program history from Canada... Represented Canada in three international tournaments: 2014 FIBA U17 World Championships for Women, 2013 FIBA Americas U16 Championship for Women and 2011 FIBA Americas U16 Championship for Women.

## PERSONAL

Born August 18, 1997... Daughter of Trevor and Jennifer Willock... Has two siblings, sister Destoni and brother Ethan... Majoring in animal sciences.

7

Big 12 games in which she scored 10 or more points in 2016-17







### WILLOCK BLOCKS AND STEALS IN FRESHMAN SEASON

Eternati Willock registered a combined 39 blocks and steals (20 blocks; 19 steals) in her freshman season. She is the eighth freshman since the 2005-06 season with 35 or more blocks and steals in her freshman season. She is the third with 20 or more blocks in the same time frame.

#### K-STATE FRESHMEN W/ 35+ BLKS & STLs - SEASON (SINCE 2005-06)

Rk.	Player (Season)	Blks	Stls	Total
1.	Marlies Gipson (2005-06)	62	41	103
2.	Shaelyn Martin (2014-15)	9	67	76
3.	Shalee Lehning (2005-06)	13	60	73
4.	Leticia Romero (2013-14)	6	57	63
5.	Breanna Lewis (2013-14)	44	16	60
6.	Ashley Sweat (2006-07)	18	34	52
7.	Eternati Willock (2016-17)	20	19	39
8.	Ashia Woods (2011-12)	8	30	38

### Former Wildcats That Wore #13

Lauren Mertz (2014-15)  
 Kendra Sprester (2012-13)  
 Tasha Dickey (2011-12)  
 Brianna Kulas (2010-11)  
 Kimberly Dietz (2004-08)  
 Carlene Mitchell (1994-96)  
 Lynn Holzman (1990-94)  
 Rita Matteucci (1986-90)  
 Jill Bleier (1980-81)  
 Kari Jones (1979-80)

#### WILLOCK'S CAREER STATISTICS


YEAR	G-GS	MIN-AVG.	FGM-FGA	PCT	3PT-A	PCT	FTM-FTA	PCT	O-D-T	AVG	PF-D	A	TO	BLK	ST	PTS-AVG
2016-17	31-5	603-19.5	79-191	.414	0-2	.000	48-79	.608	53-105-158	5.1	44-1	42	80	20	19	206-6.6
<b>TOTAL</b>	<b>31-5</b>	<b>603-19.5</b>	<b>79-191</b>	<b>.414</b>	<b>0-2</b>	<b>.000</b>	<b>48-79</b>	<b>.608</b>	<b>53-105-158</b>	<b>5.1</b>	<b>44-1</b>	<b>42</b>	<b>80</b>	<b>20</b>	<b>19</b>	<b>206-6.6</b>

#### WILLOCK'S CAREER BIG 12 CONFERENCE STATISTICS

YEAR	G-GS	MIN	FGM-FGA	PCT	3PT-A	PCT	FTM-FTA	PCT	O-D-T	AVG	PF-D	A	TO	BLK	ST	PTS-AVG
2016-17	16-1	332-20.8	51-117	.436	0-0	.000	27-39	.692	38-58-96	6.0	23-1	20	47	12	7	129-8.1
<b>TOTALS</b>	<b>16-1</b>	<b>332-20.8</b>	<b>51-117</b>	<b>.436</b>	<b>0-0</b>	<b>.000</b>	<b>27-39</b>	<b>.692</b>	<b>38-58-96</b>	<b>6.0</b>	<b>23-1</b>	<b>20</b>	<b>47</b>	<b>12</b>	<b>7</b>	<b>129-8.1</b>

#### WILLOCK'S CAREER POSTSEASON STATISTICS

YEAR	G-GS	MIN	FGM-FGA	PCT	3PT-A	PCT	FTM-FTA	PCT	O-D-T	AVG	PF-D	A	TO	BLK	ST	PTS-AVG
Big 12	2-0	45-22.5	5-10	.500	0-0	.000	2-5	.400	1-10-11	5.5	0-0	3	6	2	1	12-6.0
NCAA	2-0	24-12.0	2-7	.286	0-0	.000	0-0	.000	0-5-5	2.5	4-0	2	2	2	0	4-2.0
<b>TOTALS</b>	<b>4-0</b>	<b>69-17.3</b>	<b>7-17</b>	<b>.412</b>	<b>0-0</b>	<b>.000</b>	<b>2-5</b>	<b>.400</b>	<b>1-15-16</b>	<b>4.0</b>	<b>4-0</b>	<b>5</b>	<b>8</b>	<b>4</b>	<b>1</b>	<b>16-4.0</b>



15

# KALI JONES

Forward | 6-2 | JR. - TR | Murrieta, Calif. (Mt. San Antonio College/UCSB/Murrieta HS)



- Second player in program history from the state of California.

## JUNIOR COLLEGE

Played at Mount San Antonio College in Walnut, California, during the 2016-17 season... Helped the Mounties to their eighth California Community College Athletic Association (CCCCAA) state title... All-CCCCAA All-State Third Team... 2017 All-South Coast Conference (SCC) First Team honors... Averaged 10.9 points (371 total points), 8.1 rebounds (274 total rebounds) and 1.7 blocks... Played in and started all 34 games with 21.1 minutes per game... Led the Mounties in rebounding and blocks and ranked sixth in the South Coast - North Division and was third on the team and 12th in the league in scoring... Ranked fifth in the league in blocks... Scored in double figures in 19 games and hauled in double figures on the boards in 13 games.

## UC SANTA BARBARA (2015-16)

Averaged 6.8 points on a .542 field goal percentage and 5.2 rebounds in 11 games.

## HIGH SCHOOL

Played at Chaparral High from 2011-14 and Vista Murrieta in 2015... All-Southwestern League First Team selection in her junior and senior seasons... All-Southwestern League Second Team selection in her sophomore campaign... As a junior, averaged 16.5 points, 9.5 rebounds and 2.8 blocks a game... Helped Chaparral to the CIF Championship and Southwestern League title.

## PERSONAL

Born May 5, 1997... Daughter of Anne-Marie and Leary Jones... Has two older brothers, Kenton and Kyle... Major is psychology.

## Former Wildcats That Wore #15

Megan Deines (2015-16)  
Heidi Brown (2013-15)  
Twiggy McIntyre (2003-06)  
Leah Honeycutt (1989-93)  
Lori Nelson  
Janet Madsen (1986-88)  
Cassandra Jones (1982-86)  
Eileen Feeney (1976-80)





# O ANASTASIA **TSYBAEVA**

67

Center | 6-7 | JR. - TR | Burbank, Calif. (East Los Angeles College/Burbank HS)



- Third player in program history from the state of California.
- Tallest player in program history.

## JUNIOR COLLEGE

Played two seasons at East Los Angeles College... Named 2017 All-South Coast Conference Second Team... Averaged 7.3 points (203 total points), 6.0 rebounds (167 total rebounds) and 2.8 blocks (67 total blocks)... Played in 28 games and starting 24 games... Led East Los Angeles in blocks and was third in the South Coast – North Division in blocks per game... Ranked 13th in rebounding and third on the team... In her freshman season, notched 32 games played... Averaged 6.0 points, 3.8 rebounds and 1.8 blocks in 32 games played... Achieved double figures in scoring in nine games and tallied three games in doubles figures in rebounding.

## HIGH SCHOOL

2015 All-Pacific League Second Team... Averaged 10.2 points, 6.6 rebounds and 2.7 blocks in 2015.

## PERSONAL

Born November 3, 1997... Daughter of Kanen Simoyan and Svetlana Grivina... Has one younger brother, Richard... Major is journalism and mass communications.

## Former Wildcats That Wore #0

Jessica Sheble (2013-17)



2

# CYMONÉ GOODRICH

Guard | 5-10 | FR. - HS | Chicago, Ill. (South Shore International Prep)



- Third player in program history from the state of Illinois and from Chicago and first since 1985 (Jennifer Jones).

## HIGH SCHOOL

Ranked as the No. 28 guard in the nation by ESPNU Hoopgurlz... Ranked as the No. 98 overall player in the nation by ESPNU Hoopgurlz... Ranked as the No. 100 overall player in the nation by Girls BB Report... Ranked as the No. 24 guard in the nation by Prospects Nation... Ranked as the No. 102 overall player in the nation by Prospects Nation... Ranked as the No. 145 player in the nation by Blue Star BB Report... 2017 McDonald's All-American nominee (Illinois)... 2017 IHSA Class 3A All-State Second Team... Three-time All-Chicago Public League selection... 2017 IBCA Class 3A All-State Fourth Team selection... 2016 IBCA Class 3A All-State honorable mention... Averaged 16 ppg, 6.0 rpg, 3.0 apg & 3.0 spg in her career... Letterwinner in track and field and softball at South Shore... In 2014, a city qualifier in the long jump.

## PERSONAL

Born June 25, 1999... Daughter of Corey and La Deana Goodrich... Has one brother, Corey Goodrich, Jr.... Major is kinesiology.

## Former Wildcats That Wore #2

Erica Young (2013-17)  
Brittany Chambers (2009-13)  
Kelsey Nelson (2007-09)





40

## MARY LAKES

69

Center | 6-4 | FR. - HS | Peoria, Ill. (Manual HS)



- Fourth player in program history from the state of Illinois and the first from outside of Chicago.

**HIGH SCHOOL**

Ranked as the No. 14 post in the nation by ESPNU Hoopgurlz... Ranked as the No. 200 player in the nation by Blue Star BB Report... Ranked as the No. 244 player in the nation by Girls BB Report... 2015 Peoria Journal Star Large-School Girls All-Star Third Team... Fourth player in K-State WBB history from the state of Illinois.

**PERSONAL**

Major is psychology.

**Former Wildcats That Wore #40**

JoAnn Hamlin (2005-06)

Amy Frei

Leann Kuebelbeck (1984-87)

Karen Franklin (1982-84)



12

# RACHEL RANKE

Guard | 6-1 | FR. - HS | Burnsville, Minn. (Eastview HS)



- 12th player in program history from the state of Minnesota and the first since 2013 (Brittany Chambers).

## HIGH SCHOOL

Ranked as the No. 13 wing in the nation by ESPNU Hoopgurlz... Ranked as the No. 58 player overall by ESPNU Hoopgurlz... Ranked as the No. 60 overall player in the nation by Girls Basketball Report... Ranked as the No. 67 player in the nation by Blue Star Basketball Report... Ranked as the No. 20 wing in the nation by Prospects Nation... Ranked as the No. 115 player overall by Prospects Nation... Two-time American Family Insurance All-USA Minnesota Girls Basketball First Team (2016 and 2017)... 2017 ESMARK High School All-American... 2017 McDonald's All-American nominee (Minnesota)... Three-time Class 4A State All-Tournament Team selection (2015, 2016, 2017)... 2017 Minnesota Ms. Basketball Finalist... Two-time Minnesota Girls Basketball Coaches Association (MGBCA) Class 4A All-State selection (2016 & 2017)... 2017 *St. Paul Pioneer Press* East Metro Player of the Year... 2017 *St. Paul Pioneer Press* All-East Metro Girls Basketball Team... 2017 Minnesota State Girls High School Basketball "Fab Five"... 2017 *Star Tribune* All-Metro Second Team... 2016 *St. Paul Pioneer Press* All-East Metro Girls Basketball Team... During her four seasons with Eastview, she helped the program to an overall record of 113-14... Averaged 15.8 points and 7.3 rebounds in her senior season... Helped Eastview to a third place finish at the Class 4A State Tournament in 2016 and 2017... Paced Eastview to a Class 4A State runner-up finish in 2015 and helped win the Class 4A State Championship in 2014... Career totals: 1,559 points, 242 3-point field goals made, 686 rebounds, 191 steals, 160 assists & 72 blocks.

## PERSONAL

Born July 12, 1999... Daughter of Scott and Rose Ranke... Has two older siblings, Jessica and Mitchell... Major is journalism and mass communications.

## Former Wildcats That Wore #12

Kelly Thomson (2012-17)  
Taelor Karr (2009-11)  
Kristin Rethman (1998-02)  
Allison Chonko (1995-96)  
Dee Ella Lewis  
Betsy Sloan (1979-83)





33

## ASHLEY RAY

71

Center | 6-4 | FR. - HS | Girard, Kan. (Girard HS)

**HIGH SCHOOL**

Ranked as the No. 43 post in the nation by ESPNU Hoopgurlz... Ranked as the No. 193 player in the nation by Blue Star Basketball Report... Selected to play in the 2017 Kansas Basketball Coaches Association (KBCA) All-Star Game... 2017 American Family Insurance All-USA Kansas Girls Basketball Second Team... 2017 *Wichita Eagle* Class 4A DII All-State First Team... 2017 Sports in Kansas Class 4A DII Player of the Year... 2017 Sports in Kansas All-Class First Team... 2016 KBCA Class 4A DII All-State First Team... 2016 *Topeka Capital-Journal* & *Wichita Eagle* Class 4A DII All-State First Team... Led Girard to the 2017 Class 4A DII State title... Earned recognition in volleyball and track and field... In 2016, named to the Kansas Volleyball Coaches Association (KVBA) Class 4A Division II All-Tournament Team... 2014 KVBA honorable mention choice to the Class 4A Division II All-State teams... In track and field, state qualifier in the 200-meter dash in 2014.

**PERSONAL**

Born November 11, 1998... Daughter of Greg and Amber Ray... Has two brothers, Aaron and Aidan... Major is general human ecology.

**Former Wildcats That Wore #33**

Jalana Childs (2008-12)  
Shanda Murdoch (2003-04)  
Essence Perry (1998-99)  
Sara Munson (1995-97)  
Risha Grant  
Nicole Brown  
Diana Miller (1987-91)  
Kim White  
Tammie Romstad (1978-82; retired)



5

# ALISA WIGGINS

Guard | 5-8 | FR. - HS | Montclair, N.J. (Montclair HS)



- Second player in program history from the state of New Jersey and the first since Eileen Feeney (1976-80).

## HIGH SCHOOL

Two-time All-Essex County First Team (2015-16; 2016-17)... Registered over 1,000 career points, 200 career rebounds and 200 assists during her time with the Mounties... During her senior season, she helped the program to a 22-6 overall record and Essex County and North 1 Group 4 State runner-up finishes... Averaged 18.0 points, 3.4 rebounds, 2.4 steals and 2.0 assists in her senior season... In her junior season, she averaged 13.4 points, 3.4 assists and 2.7 rebounds while helping the team to a 20-7 overall record and an Essex County runner-up finish... Also decorated soccer player for Montclair, as she played on the varsity for three seasons and registered 15 career goals and three assists... Helped the Mounties win the 2014 Group 4 state title in soccer.

## PERSONAL

Born January 23, 1999... Daughter of James Wiggins and Shirlyse McKinley... Has two older siblings, James and Jordan, and a younger sister, Vanessa... Major is kinesiology.

## Former Wildcats That Wore #5

Mercedes Brooks (2016-17)  
Shalee Lehning (2005-09; retired)  
Olga Firsova (1997-00)  
Shanele Stires (1992-95)





## Shaelyn Martin | Career Game-By-Game

## 2016-17 GAME-BY-GAME

Opponent	Min	FG	3FG	FT	Reb	PF	A	TO	Bk	St	Pts
Chicago State +	31	1-5	0-1	0-2	2-7-9	3	9	0	0	1	2
Tulsa +	19	3-6	0-1	4-5	3-2-5	1	4	0	0	0	10
Lamar +	23	0-3	0-0	0-0	0-4-4	1	4	2	1	0	0
vs. NC State	31	2-4	1-2	1-2	2-4-6	3	1	2	1	1	6
vs. LSU +	25	2-2	0-0	0-0	0-5-5	1	3	3	0	1	4
vs. UTEP +	28	0-2	0-0	0-0	0-7-7	0	6	4	0	1	0
Auburn +	29	2-5	1-1	4-6	5-4-9	0	7	2	0	1	9
at Omaha +	25	1-2	0-0	5-6	3-3-6	1	2	1	0	1	7
UT-Arlington	25	1-4	0-0	4-4	3-4-7	0	3	3	0	3	6
Connecticut +	27	1-6	0-0	0-0	1-3-4	3	3	2	1	1	2
Princeton	13	1-4	0-1	2-2	0-1-1	2	2	2	0	2	4
at Northern Iowa	17	2-4	1-1	0-0	1-0-1	2	2	1	0	1	5
at Baylor* +	29	0-4	0-1	1-4	1-3-4	0	0	3	0	1	1
West Virginia* +	33	4-6	0-1	2-3	1-1-2	1	8	3	0	2	10
at Oklahoma* +	37	2-6	2-2	6-6	1-5-6	1	3	1	2	2	12
Texas Tech* +	27	1-6	0-2	1-2	1-2-3	0	1	4	0	0	3
Kansas* +	23	2-7	1-3	0-0	1-4-5	0	6	1	2	2	5
at Oklahoma State* +	14	0-2	0-0	1-2	0-2-2	2	0	0	1	1	1
TCU* +	25	2-4	0-0	4-5	0-4-4	4	3	1	1	0	8
at Iowa State* +	31	5-8	1-2	0-1	1-4-5	3	5	0	0	0	11
Baylor* +	23	0-3	0-0	1-2	2-4-6	2	0	5	1	0	1
Oklahoma State* +	29	2-6	0-0	1-2	2-2-4	1	0	0	0	3	5
at Texas Tech* +	19	1-4	0-1	0-0	2-6-8	2	2	2	0	2	2
at Texas* +	14	1-4	0-2	0-0	1-0-1	2	2	3	0	0	2
Iowa State* +	10	3-6	0-0	0-0	4-2-6	2	1	1	0	0	6
at West Virginia* +	34	1-6	1-4	0-2	1-5-6	2	7	2	1	3	3
at TCU* +	22	2-4	1-2	0-0	1-6-7	3	1	1	0	3	5
Oklahoma* +	19	2-4	0-0	2-2	0-2-2	0	1	5	0	0	6
at Kansas* +	21	1-4	0-1	2-4	2-4-6	4	5	1	0	2	4
Texas* +	19	1-4	1-2	0-0	1-4-5	3	3	2	0	1	3
vs. Iowa State ^ +	19	1-7	1-5	3-4	1-5-6	0	4	3	1	1	6
vs. Baylor ^	13	2-3	0-1	0-0	1-0-1	3	0	1	0	1	4
Drake\$	25	1-2	0-0	3-4	2-5-7	1	3	3	0	3	5
Stanford\$	14	1-2	0-0	1-2	2-3-5	0	1	3	0	1	3

+ starts | \* Big 12 | ^ Big 12 Championships | % WNIT | \$ NCAA Tournament

## 2015-16 GAME-BY-GAME

Opponent	Min	FG	3FG	FT	Reb	PF	A	TO	Bk	St	Pts
at Tulsa +	31	3-6	0-1	1-2	1-8-9	1	3	0	2	2	7
Abilene Christian +	24	1-1	0-0	2-4	2-5-7	1	4	3	1	1	4
South Dakota +	36	1-4	0-0	1-2	0-3-3	1	5	2	0	2	3
at Connecticut +	27	2-5	1-2	0-0	1-5-6	3	3	6	1	3	5
Southern +	31	0-3	0-1	0-0	4-7-11	1	7	4	0	0	0
UT Arlington +	25	1-3	0-0	0-2	3-7-10	2	5	0	0	2	2
at Chicago State +	29	0-2	0-1	0-0	2-8-10	1	3	4	0	3	0
UTRGV +	29	2-4	0-1	2-3	3-6-9	0	5	5	0	1	6
Florida Atlantic +	27	2-4	2-3	2-2	1-3-4	2	7	2	1	1	8
Sam Houston State +	29	2-8	1-5	0-2	3-6-9	2	4	0	0	3	5
Western Illinois +	18	0-2	0-0	1-2	3-6-9	2	5	1	0	1	1
Iowa State* +	28	2-8	0-3	5-6	3-4-7	2	3	2	0	2	9
at TCU* +	28	1-4	1-4	0-0	0-4-4	0	2	1	2	0	3
West Virginia* +	34	4-10	2-2	4-6	4-2-6	4	6	2	0	4	14
at Oklahoma* +	29	2-3	0-0	0-0	0-2-2	4	4	2	0	1	4
Oklahoma State* +	25	3-9	0-2	0-1	2-4-6	3	0	5	0	3	6
TCU* +	26	2-7	0-1	3-6	3-7-10	3	5	3	1	0	7
at Kansas* +	34	3-4	0-1	2-2	3-7-10	0	0	2	0	1	8
at Texas Tech* +	33	2-3	1-1	2-2	3-8-11	2	2	4	0	1	7
Texas* +	31	2-3	1-2	3-4	2-3-5	4	1	4	0	0	8
at Baylor* +	31	0-5	0-1	0-0	0-2-2	1	2	2	0	1	0
at West Virginia* +	31	1-4	0-1	1-4	0-6-6	2	0	0	0	1	3
Oklahoma* +	27	2-5	0-2	5-6	0-8-8	0	4	2	0	2	9
Kansas* +	21	0-4	0-0	2-2	3-4-7	2	5	2	0	1	2
at Texas* +	27	0-1	0-1	0-2	0-2-2	4	4	3	0	1	0
Texas Tech* +	20	2-4	0-1	4-4	1-5-6	1	3	2	0	1	8
at Iowa State* +	21	1-4	1-3	0-0	0-7-7	2	4	1	0	0	3
Baylor* +	20	0-1	0-0	0-0	1-3-4	1	3	0	0	1	0
at Oklahoma State* +	24	0-3	0-1	0-0	1-6-7	4	1	2	0	1	0
vs. West Virginia ^ +	26	0-2	0-0	4-4	1-5-6	3	4	2	0	1	4
vs. George Washington\$	23	2-8	1-2	2-2	1-8-9	4	6	3	0	1	7
at South Carolina\$	27	1-6	0-3	0-0	2-4-6	4	2	3	0	2	2

## 2014-15 GAME-BY-GAME

Opponent	Min	FG	3FG	FT	Reb	A	Bk	St	Pts
SIUE +	23	1-5	1-4	2-4	9	3	0	3	5
UMKC +	24	1-6	0-1	0-0	7	4	0	1	2
Hampton +	27	2-7	0-6	0-0	4	5	1	0	6
vs. UTEP +	21	1-4	0-1	2-6	3	3	0	1	4
UT-Arlington +	31	2-7	0-1	4-6	5	1	1	5	8
William Jewell +	26	2-5	1-2	0-0	3	3	0	2	5
at Wichita State +	31	1-4	0-0	0-0	3	2	0	4	2
Oral Roberts +	32	2-5	0-0	0-3	9	3	0	3	4
Grambling State +	24	5-8	0-2	1-2	4	2	0	0	11
Abilene Christian +	26	2-4	2-3	0-1	4	4	0	3	6
Samford +	23	3-4	1-1	3-3	5	3	0	4	10
at Iowa State* +	30	0-2	0-1	0-0	3	2	1	3	0
Baylor* +	35	1-4	1-3	2-4	3	4	1	3	5
Kansas* +	32	3-6	1-2	0-0	5	3	0	4	7
at Oklahoma State* +	36	0-7	0-4	2-2	4	2	0	2	2
Iowa State* +	30	1-7	0-2	0-0	7	1	0	3	2
at West Virginia* +	31	1-4	0-1	0-0	3	2	0	0	2
at Baylor* +	25	1-3	1-3	0-0	1	1	0	1	3
Oklahoma State* +	40	1-7	0-2	2-2	11	0	0	1	4
at Texas Tech* +	31	1-5	0-1	2-2	6	3	0	5	4
Texas* +	34	3-5	0-2	4-8	5	3	0	2	10
at Oklahoma* +	29	1-4	0-2	1-1	8	2	0	0	3
TCU* +	30	2-3	1-1	5-8	8	6	0	1	10
Texas Tech* +	38	1-2	0-0	0-1	5	4	1	2	2
at Texas* +	31	1-5	0-1	2-4	5	0	0	2	4
Oklahoma* +	36	1-2	1-1	5-6	4	3	2	1	8
at Kansas* +	21	0-5	0-1	0-0	2	0	1	3	0
at TCU* +	18	1-6	0-2	0-0	4	1	0	1	2
West Virginia* +	25	1-4	0-0	2-2	6	5	0	1	4
vs. Kansas ^ +	33	1-4	0-0	0-0	7	3	0	2	2
vs. Baylor ^ +	24	0-1	0-0	2-4	2	2	0	0	2
Akron% +	35	4-6	0-1	1-2	7	5	0	3	9
Missouri% +	31	1-3	1-1	1-4	8	5	1	1	4

## Karyla Middlebrook | Career Game-By-Game

## 2016-17 GAME-BY-GAME

Opponent	Min	FG	3FG	FT	Reb	PF	A	TO	Bk	St	Pts
Chicago State				DNP-Injured							
Tulsa	13	4-8	0-0	1-2	1-5-6	2	1	0	0	0	9
Lamar +	20	1-2	0-0	2-2	0-1-1	4	6	5	0	1	4
vs. NC State +	24	1-5	0-2	2-5	3-3-6	3	3	4	0	0	4
vs. LSU +	30	1-4	1-4	1-2	0-4-4	1	5	5	0	2	4
vs. UTEP +	32	1-6	0-1	3-4	2-2-4	2	2	4	0	0	5
Auburn +	18	0-2	0-2	0-2	0-1-1	3	2	4	0	0	0
at Omaha +	22	3-6	0-1	0-0	0-2-2	4	5	3	0	2	6
UT-Arlington +	22	1-6	0-2	2-2	0-2-1	1	3	3	0	0	4
Connecticut +	30	3-6	0-1	5-6	0-1-1	2	2	4	0	1	11
Princeton +	23	2-4	0-1	4-7	0-0-0	1	4	4	0	3	8
at Northern Iowa +	33	6-14	2-4	5-6	1-2-3	3	6	3	0	0	19
at Baylor* +	28	3-8	0-1	7-8	1-2-3	5	1	2	0	0	13
West Virginia* +	26	4-7	0-1	1-1	0-1-1	4	1	1	0	1	9
at Oklahoma* +	44	10-19	3-3	6-8	0-7-7	4	3	2	0	2	27
Texas Tech* +	31	1-7	0-1	4-5	0-3-3	1	4	3	0	0	6
Kansas* +	28	2-6	0-1	7-12	1-5-6	0	7	2	0	3	11
at Oklahoma State* +	23	2-11	0-1	1-2	1-2-3	1	3	1	1	2	5
TCU* +	23	1-5	0-0	4-6	0-4-4	4	3	2	0	0	6
at Iowa State* +	19	2-6	0-0	4-4	0-1-1	3	2	3	0	0	8
Baylor* +	27	4-8	2-4	7-10	0-3-3	3	1	2	0	1	17
Oklahoma State* +	33	3-10	0-1	3-4	2-3-5	4	7	2	0	2	9
at Texas Tech* +	31	4-7	0-0	2-4	1-4-5	0	3	3	0	2	10
at Texas* +	35	5-12	1-1	1-1	0-4-4	4	1	2	0	0	12
Iowa State* +	28	3-9	1-2	4-4	1-1-2	1	5	1	0	1	11
at West Virginia* +	17	2-3	1-1	0-0	1-1-2	3	1	4	0	1	5
at TCU* +	31	0-6	0-0	8-12	4-2-6	2	8	1	0	3	8
Oklahoma* +	33	5-10	1-2	8-11	5-2-7	4	4	3	0	2	19
at Kansas* +	25	2-6	0-1	0-0	1-2-3	0	0	0	0	0	4
Texas* +	35	3-11	0-2	8-8	1-1-2	4	3	2	0	1	14
vs. Iowa State ^ +	10	1-3	1-3	0-0	0-1-1	1	0	1	0	0	3
vs. Baylor ^ +	25	1-7	2-5	4-6	1-3-4	2	2	2	0	1	20
Drake\$ +	30	3-7	1-2	1-2	3-1-4	3	7	3	0	4	8
Stanford\$ +	19	1-6	0-0	0-0	0-2-2	1	1	2	0	0	2

+ starts | \* Big 12 | ^ Big 12 Championships | % WNIT | \$ NCAA Tournament

## Kaylee Page | Career Game-By-Game

## Kayla Goth | Career Game-By-Game

## 2016-17 GAME-BY-GAME

Opponent	Min	FG	3FG	FT	Reb	PF	A	TO	Bk	St	Pts
Chicago State+	29	9-11	3-4	2-3	1-7-8	0	3	4	1	3	23
Tulsa+	28	5-6	0-1	0-0	0-1-1	1	1	1	0	2	10
Lamar	26	5-9	1-4	0-0	1-3-4	2	3	3	0	0	11
vs. NC State+	29	3-8	2-3	4-4	0-2-2	2	3	1	0	1	12
vs. LSU	18	1-2	1-2	0-0	0-1-1	0	2	2	0	1	3
vs. UTEP	DNP-Coach's Decision										
Auburn+	29	2-7	0-2	4-4	2-3-5	1	2	4	1	0	8
at Omaha	28	3-11	2-5	1-2	1-3-4	1	4	0	0	3	9
UT-Arlington+	26	6-10	0-4	0-0	1-1-2	0	1	5	0	0	12
Connecticut	18	3-4	0-0	1-2	0-1-1	0	1	2	0	0	7
Princeton+	18	2-6	0-3	0-0	1-0-1	1	0	1	0	1	4
at Northern Iowa	20	1-2	0-1	0-0	0-3-3	2	0	1	0	0	2
at Baylor*	20	0-3	0-1	2-2	1-2-3	2	4	0	0	0	2
West Virginia*	11	0-0	0-0	0-2	0-1-1	2	0	0	1	1	0
at Oklahoma*	11	0-0	0-0	0-2	0-1-1	2	0	0	1	1	0
Texas Tech*	7	1-2	0-0	0-0	0-3-3	0	0	1	0	0	2
Kansas*	22	1-6	0-2	1-2	1-4-5	3	2	0	0	0	3
at Oklahoma State*	18	2-4	0-0	0-0	0-2-2	1	1	0	0	1	4
TCU*	15	1-2	0-0	0-0	1-2-3	0	4	2	0	2	2
at Iowa State*	20	4-7	1-2	1-2	1-2-3	4	3	0	0	4	10
Baylor*	17	0-2	0-0	1-2	1-0-1	0	0	0	0	0	1
Oklahoma State*	3	0-0	0-0	0-0	1-0-1	0	1	0	0	0	0
at Texas Tech*	15	1-4	0-1	0-2	0-1-1	0	1	0	0	0	2
at Texas*	9	0-1	0-0	0-0	0-0-0	0	0	2	0	0	0
Iowa State*	14	3-6	1-2	2-2	1-0-1	0	4	1	0	0	9
at West Virginia*	16	2-4	0-1	0-0	0-1-1	1	0	1	0	4	4
at TCU*	3	0-0	0-0	0-0	0-0-0	0	0	1	0	0	0
Oklahoma*	7	0-0	0-0	0-0	0-0-0	0	0	2	0	0	0
at Kansas*	22	1-7	0-3	1-2	0-1-1	1	1	1	0	1	3
Texas*	10	0-2	0-0	0-0	1-0-1	0	1	0	0	0	0
vs. Iowa State^	31	8-19	3-10	6-6	4-1-5	2	2	1	0	3	25
vs. Baylor^+	30	5-10	1-4	1-2	2-1-3	1	3	0	1	2	12
Drake\$+	16	0-3	0-1	0-0	0-1-1	0	2	2	0	0	0
Stanford\$+	23	2-7	1-4	1-2	0-2-2	0	1	0	0	1	6

+ starts | \* Big 12 | ^ Big 12 Championships | % WNIT | \$ NCAA Tournament

## Peyton Williams | Career Game-By-Game

## 2016-17 GAME-BY-GAME

Opponent	Min	FG	3FG	FT	Reb	PF	A	TO	Bk	St	Pts
Chicago State+	31	6-10	0-0	3-5	6-6-12	1	0	2	0	0	15
Tulsa+	22	3-6	0-0	2-2	2-5-7	0	2	1	0	1	8
Lamar+	18	1-5	0-0	0-0	2-3-5	0	0	2	0	0	2
vs. NC State+	17	0-2	0-1	0-0	5-1-6	0	2	0	0	0	0
vs. LSU	15	1-3	0-0	0-0	0-2-2	2	0	3	0	0	2
vs. UTEP+	20	0-0	0-0	1-4	1-3-4	1	2	2	1	0	1
Auburn	19	4-5	0-0	3-4	3-2-5	1	0	1	0	0	11
at Omaha+	16	1-2	0-0	4-4	0-3-3	0	1	0	0	0	6
UT-Arlington	16	1-2	0-0	0-0	1-2-3	1	1	2	2	0	2
Connecticut+	10	0-2	0-0	2-2	1-1-2	0	1	1	0	0	2
Princeton	17	1-4	0-0	0-0	2-4-6	4	0	0	0	1	2
at Northern Iowa+	10	1-1	0-0	0-0	1-0-1	1	1	1	0	0	2
at Baylor*	21	1-3	0-0	1-2	1-2-3	0	0	1	1	0	3
West Virginia*+	8	0-1	0-0	0-0	0-0-0	0	2	1	0	1	0
at Oklahoma*+	22	2-3	0-0	0-0	1-2-3	0	0	0	0	1	4
Texas Tech*+	14	3-6	0-0	4-4	3-2-5	0	1	1	1	1	10
Kansas*+	13	1-3	0-0	0-0	1-1-2	0	1	0	0	1	2
at Oklahoma State*+	20	3-3	0-0	1-2	2-2-4	0	0	1	0	1	7
TCU*+	10	1-1	0-0	1-1	0-2-2	0	2	3	0	0	3
at Iowa State*+	11	0-0	0-0	0-0	0-1-1	0	1	1	0	0	0
Baylor*+	17	0-1	0-0	1-4	0-2-2	2	1	1	0	0	1
Oklahoma State*	8	0-1	0-0	0-0	0-1-1	1	1	0	0	0	0
at Texas Tech*	28	5-8	0-0	2-2	1-4-5	1	2	1	0	1	12
at Texas*	17	1-3	0-0	0-0	3-4-7	0	0	0	0	0	2
Iowa State*	9	1-3	0-0	1-2	1-1-2	2	0	0	0	0	3
at West Virginia*	11	0-0	0-0	1-2	0-1-1	0	1	0	1	0	1
at TCU*+	18	1-2	0-0	0-0	2-1-3	0	2	2	0	0	2
Oklahoma*+	19	1-4	0-0	0-0	1-3-4	0	3	1	0	1	2
at Kansas*+	8	1-1	0-0	0-0	0-1-1	0	1	1	0	0	2
Texas*	20	2-4	0-0	1-3	2-2-4	2	0	1	0	1	5
vs. Iowa State^+	16	1-4	0-0	0-1	0-3-3	0	0	2	0	0	2
vs. Baylor^+	19	1-5	0-0	0-0	1-3-4	1	0	0	0	1	2
Drake\$+	15	2-3	0-0	0-0	2-0-2	0	0	1	0	0	4
Stanford\$+	8	2-3	0-0	1-1	0-0-0	0	1	0	0	0	5

+ starts | \* Big 12 | ^ Big 12 Championships | % WNIT | \$ NCAA Tournament

## Eternati Willock | Career Game-By-Game

## 2016-17 GAME-BY-GAME

Opponent	Min	FG	3FG	FT	Reb	PF	A	TO	Bk	St	Pts
Chicago State	DNP-Injured										
Tulsa	20	4-8	0-1	3-7	2-5-7	2	2	1	0	0	11
Lamar	15	1-5	0-0	0-0	2-1-3	1	3	2	2	0	2
vs. NC State	17	1-7	0-1	2-6	2-3-5	1	1	2	0	0	4
vs. LSU+	22	2-7	0-0	2-2	0-4-4	3	1	5	0	3	6
vs. UTEP	22	3-6	0-0	1-4	1-4-5	0	1	2	0	0	7
Auburn+	17	3-6	0-0	3-5	1-2-3	2	2	2	0	0	9
at Omaha	15	2-5	0-0	1-1	3-2-5	1	3	5	0	0	5
UT-Arlington+	25	4-5	0-0	1-1	1-2-3	1	1	1	1	3	9
Connecticut	15	1-5	0-0	0-1	0-2-2	2	0	3	0	0	2
Princeton+	17	0-1	0-0	2-4	1-3-4	1	1	0	0	2	2
at Northern Iowa	17	0-2	0-0	4-4	1-4-5	3	2	2	1	3	4
at Baylor*	DNP-Coach's Decision										
West Virginia*	22	4-6	0-0	1-2	2-2-4	0	2	5	2	0	9
at Oklahoma*	26	4-9	0-0	3-4	4-5-9	3	1	7	0	1	11
Texas Tech*	26	5-11	0-0	3-4	3-5-8	0	2	1	0	0	13
Kansas*	17	3-8	0-0	1-2	2-1-3	0	0	3	1	0	7
at Oklahoma State*	27	5-8	0-0	3-3	5-8-13	0	2	2	1	0	13
TCU*	27	5-8	0-0	0-2	2-6-8	2	4	2	0	0	10
at Iowa State*	13	0-3	0-0	0-0	1-0-1	0	1	2	0	0	0
Baylor*	22	2-4	0-0	2-2	1-2-3	3	0	2	3	2	6
Oklahoma State*+	22	4-8	0-0	2-4	2-7-9	1	0	1	1	0	10
at Texas Tech*	DNP-Sick										
at Texas*	18	1-3	0-0	0-0	3-6-9	5	0	6	1	0	2
Iowa State*	21	3-8	0-0	5-7	1-5-6	1	0	1	2	0	11
at West Virginia*	20	4-9	0-0	1-1	2-0-2	1	0	4	0	1	9
at TCU*	19	3-8	0-0	1-1	3-2-5	4	0	6	0	0	7
Oklahoma*	21	5-11	0-0	0-1	4-3-7	1	3	1	0	1	10
at Kansas*	19	3-5	0-0	3-4	1-4-5	1	3	4	1	2	9
Texas*	12	0-8	0-0	2-2	2-2-4	1	2	0	0	0	2
vs. Iowa State^	24	5-9	0-0	2-3	1-9-10	0	1	5	0	1	12
vs. Baylor^	21	0-1	0-0	0-2	0-1-1	0	2	1	2	0	0
Drake\$	11	1-2	0-0	0-0	0-2-2	2	2	2	2	0	2
Stanford\$	13	1-5	0-0	0-0	0-3-3	2	0	0	0	0	2

+ starts | \* Big 12 | ^ Big 12 Championships | % WNIT | \$ NCAA Tournament











**49TH SEASON • KANSAS STATE (23-11, 11-7 BIG 12) • 4TH IN BIG 12 • SECOND ROUND OF NCAA TOURNAMENT**

• Kansas State women's basketball capped its 49th season of action with an overall record of 23-11 and was an at-large selection for the 2017 NCAA Tournament. This was K-State's second straight NCAA Tournament appearance, the 15th in program history and the first time K-State hosted the NCAA Tournament since 2003. The Wildcats advanced to the second round of the NCAA Tournament for the second straight season.

• Under the guidance of third year head coach **Jeff Mittie**, K-State registered the most overall wins since the 2008-09 season and the most Big 12 wins, 11, since the Wildcats won the Big 12 in the 2007-08 season.

• Mittie is the first coach in school history to guide the program to two NCAA appearances in their first three seasons with the program. Mittie has improved K-State's league win total in each of his first three seasons in Manhattan.

• Kansas State was ranked among the Associated Press top 25 for 10 weeks in the 2016-17 season, the most since the 2008-09 season. The Wildcats reached a high of No. 22 in the nation, the highest ranking since the 2008-09 season and finished the season ranked No. 24.

• K-State defeated four opponents ranked among the AP top 25 during the 2016-17 season, the most since the 2007-08 season. This extended K-State's streak to 11 seasons with at least one win over an AP top 25 foe.

• K-State was led by seniors and All-Big 12 First Team selections **Kindred Wesemann** and **Breanna Lewis**. The duo was responsible for 41.2 percent of K-State's scoring in 2016-17 and each finished their careers with over 1,000 points and ranked among the top-20 in school history in scoring. Lewis tallied 1,552 points and ranks ninth, while Wesemann tallied 1,295 points and ranks 18th.

• Wesemann registered career-highs in nearly every statistical category in 2016-17, as she registered 474 points (13.9 ppg), 85 rebounds (2.5 rpg), 100 assists (2.9 apg) and 63 steals (1.9 spg). She led the Big 12 in 3-point field goals made (90, 2.6 per game). She was almost automatic from the foul line, as she paced K-State with a .860 free throw percentage (92-of-107). Her free throw percentage this season ranks fifth in school history for a single season.

• Wesemann was the only player in the Big 12 and the third player in school history to achieve 450 or more points, 100 or more assists and 60 or more steals.

• Lewis, a three-time Big 12 All-Defensive Team selection, was tied for the team lead with 13.9 points on a career-high 55.9 field goal percentage. She also registered a career-best 280 rebounds (8.2 rpg), 1.7 blocks per game and 1.0 steals. She set career season-highs in rebounds (280) and double-doubles (9).

• Lewis, a 2017 WBCA All-Region 3 selection, recorded 400 or more points, 225 or more rebounds and 50 or more blocks for the second straight season. She was the only NCAA Division I player in the nation in 2016-17 to hold the career numbers of 1,500 or more points and 275 or more blocks.


**TEAM ODDS & ENDS FROM THE 2016-17 SEASON**

• K-State became the 20th program in NCAA Division I history to reach 900 wins, achieving the milestone on Dec. 7, 2016, with a 62-49 win over UT Arlington.

• K-State secured the 24th 20-win season in program history and the first since the 2011-12 season.

• K-State head coach Jeff Mittie registered the 500th win of his coaching career, a 70-57 decision at Omaha on Dec. 4, 2016. Mittie tallied his 50th win at K-State on Jan. 7, 2017, with a 68-54 win over Texas Tech.

• K-State had 14 home wins in 2016-17, tied for the fourth most in program history. The Wildcats have reached double figures in home wins 28 times.

• Kansas State had 92,454 fans (5,136; 18 home games) come through the turnstiles in Bramlage. The 92,454 fans marked the sixth-highest total in program history.

• Kansas State ranked 15th in the nation in average attendance. This was the first time since 2004-05 that K-State ranked among the top-15 in the nation in average attendance.

• Kansas State's offensive numbers spiked compared to the production in 2015-16. K-State averaged 67.5 points per game and scored a total of 2,294 points this season.

• The 67.5 points per game marks the highest scoring average by a K-State team since the 2007-08 season (67.5 ppg). This was the highest point total since the 2005-06 season.

• K-State made more field goals (818 to 786) than its opponent for the third straight season. The 818 made field goals are the most since the 2006-07 season. It was the first season since the 2012-13 season K-State made 800 or more field goals and the ninth since 1996-97.

• Kansas State drained 196 3-point field goals, which marks the 17th time in the last 18 seasons K-State has made 175 or more 3-pointers in a season.

• The Wildcats scored 70 or more points 13 times this season, the

most since the 2005-06 season (18).

• K-State's field goal percentage of .420 was the highest for the program since the 2008-09 season (.447).

• Kansas State shot .333 from 3-point range in 2016-17, the program's highest 3-point field goal percentage since the 2009-10 season (.367).

• The Wildcats dished out 500 assists, which were the most assists by a K-State team since the 2005-06 season (486) and the seventh time in school history K-State handed out 500 or more assists in a season.

• K-State held the edge in rebounding (+1.8 rebound margin) for the first time since the 2008-09 season.

• Kansas State's 1,266 rebounds are the most since the 2006-07 season (1,275) and the seventh season since 1996-97 with 1,200 or more rebounds.

• The Wildcats pocketed 277 steals this season (8.1 spg) to rank fourth in the Big 12. This is the fifth time in the last 12 seasons and the third straight season K-State has pocketed 275 or more steals in a season.

• Kansas State blocked 143 blocks in 2016-17 marked the 11th time in school history that K-State blocked 100 or more shots in a season. The Wildcats blocked five or more shots in 16 games in 2016-17.

• Wesemann became the first Wildcat since Brittany Chambers in the 2012-13 season to registered 90 or more 3-point field goals and 100 or more assists in the same season.

• Wesemann finished with a .860 free throw percentage, the highest mark for a Wildcat since Kimberly Dietz in 2005-06 (.867).

• Lewis registered the highest field goal percentage (.559) in a season since Nicole Ohlde in 2003-04 (.570).

• Lewis hauled in the highest rebound average (8.2 rpg) in a season since Kendra Wecker (10.1 rpg) in 2004-05.

**2016-17 K-STATE AWARDS & HONORS**
**WBCA All-Region 3 Team**

Breanna Lewis, Sr., Center

**All-Big 12 First Team**

Breanna Lewis, Sr., Center  
Kindred Wesemann, Sr., Guard

**Big 12 All-Defensive Team**

Breanna Lewis, Sr., Center

**Big 12 All-Freshman Team**

Eternati Willock, Fr., Forward

**Marines Women's 3-Pt Contest Champion**

Kindred Wesemann, Sr., Guard

**Shoe Carnival Battle of Champions 3-Pt Contest Champion**

Kindred Wesemann, Sr., Guard

**Big 12 Preseason All-Big 12 Team**

Breanna Lewis, Sr., Center

**Big 12 Freshman of the Week**

Peyton Williams, Forward (Nov. 14)  
Peyton Williams, Forward (Dec. 5)

**Paradise Jam All-Tournament Team (Island Division)**

Kindred Wesemann, Sr., Guard (MVP)  
Breanna Lewis, Sr., Center

**Naismith Trophy Watch List**

Breanna Lewis, Sr., Center

**Senior CLASS Award candidates**

Breanna Lewis, Sr., Center  
Kindred Wesemann, Sr., Guard

**WBCA Allstate Good Works Team nominee**

Kindred Wesemann, Sr., Guard

**CoSIDA Academic All-District VII**

Shaelyn Martin, Jr., Guard/Forward

**Academic All-Big 12 First Team**

Kayla Goth, So., G  
Breanna Lewis, Sr., C  
Shaelyn Martin, Jr., G/F  
Kaylee Page, R-Jr., F  
Jessica Sheble, Sr., C  
Kelly Thomson, R-Sr., G  
Kindred Wesemann, Sr., G

**Academic All-Big 12 First Team**

Lanie Page, R-Fr., F

## OVERALL STATISTICS

RECORD: 23-11 •• BIG 12: 11-7 •• NON-CONFERENCE: 12-4 •• HOME: 14-4 •• AWAY: 5-6 •• NEUTRAL: 4-1

#	Player	GP	GS	Min	Avg	FG	FGA	Pct	FG	FGA	Pct	FT	FTA	Pct	O	D	T	Avg	PF	FO	A	TO	Blk	Stl	Pts	Avg
24	Wesemann, Kindred	34	34	1150	33.8	146	375	.389	90	256	.352	92	107	.860	7	78	85	2.5	44	0	100	64	2	63	474	13.9
22	Lewis, Breanna	34	34	984	28.9	205	367	.559	0	0	.000	61	116	.526	101	179	280	8.2	104	2	18	58	59	34	471	13.9
21	Middlebrook, Karyla	33	31	868	26.3	91	247	.368	14	50	.280	105	146	.719	30	78	108	3.3	80	1	106	83	1	35	301	9.1
13	Willock, Eternati	31	5	603	19.5	79	191	.414	0	2	.000	48	79	.608	53	105	158	5.1	44	1	42	80	20	19	206	6.6
01	Page, Kaylee	34	6	744	21.9	71	192	.370	49	136	.360	20	27	.741	16	81	97	2.9	42	0	33	32	15	27	211	6.2
10	Goth, Kayla	33	9	609	18.5	73	167	.437	17	61	.279	28	41	.683	22	50	72	2.2	29	0	50	38	4	30	191	5.8
50	Martin, Shaelyn	34	26	793	23.3	51	149	.342	11	36	.306	48	72	.667	48	117	165	4.9	56	0	102	67	12	41	161	4.7
11	Williams, Peyton	34	23	543	16.0	48	104	.462	0	1	.000	29	45	.644	45	70	115	3.4	20	0	29	32	6	11	125	3.7
03	Page, Lanie	25	0	129	5.2	18	47	.383	9	27	.333	7	10	.700	2	9	11	0.4	8	0	7	10	1	4	52	2.1
00	Sheble, Jessica	33	1	265	8.0	27	71	.380	0	1	.000	9	18	.500	18	31	49	1.5	49	0	11	23	23	9	63	1.9
05	Brooks, Mercedes	18	0	75	4.2	4	25	.160	1	8	.125	12	16	.750	3	5	8	0.4	7	0	2	6	0	2	21	1.2
12	Thomson, Kelly	28	1	62	2.2	5	11	.455	5	10	.500	3	4	.750	0	4	4	0.1	10	0	0	2	0	2	18	0.6
TM	TEAM														60	54	114	3.4	0			14			0	
	<b>Total</b>	<b>34</b>				<b>818</b>	<b>1946</b>	<b>.420</b>	<b>196</b>	<b>588</b>	<b>.333</b>	<b>462</b>	<b>681</b>	<b>.678</b>	<b>405</b>	<b>861</b>	<b>1266</b>	<b>37.2</b>	<b>493</b>	<b>4</b>	<b>500</b>	<b>509</b>	<b>143</b>	<b>277</b>	<b>2294</b>	<b>67.5</b>
	Opponents	34				786	2043	.385	226	710	.318	325	459	.708	418	788	1206	35.5	653	17	523	531	121	276	2123	62.4

<b>SCORE BY PERIODS:</b>	<b>1st</b>	<b>2nd</b>	<b>3rd</b>	<b>4th</b>	<b>OT</b>	<b>Total</b>	<b>DEADBALL REBOUNDS:</b>	<b>TOTAL</b>
Kansas State	480	559	614	628	13	2294	Kansas State	157
Opponents	522	500	527	556	18	2123	Opponents	109

## STATISTICS IN K-STATE NON-CONFERENCE GAMES

RECORD: 12-4 •• HOME: 7-2 •• AWAY: 1-1 •• NEUTRAL: 4-1

#	Player	GP	GS	Min	Avg	FG	FGA	Pct	FG	FGA	Pct	FT	FTA	Pct	O	D	T	Avg	PF	FO	A	TO	Blk	Stl	Pts	Avg
24	Wesemann, Kindred	16	16	528	33.0	69	163	.423	47	122	.385	38	45	.844	2	45	47	2.9	19	0	47	31	2	24	223	13.9
22	Lewis, Breanna	16	16	450	28.1	98	160	.613	0	0	.000	25	55	.455	54	88	142	8.9	45	1	9	25	30	17	221	13.8
10	Goth, Kayla	15	9	369	24.6	55	115	.478	14	48	.292	20	25	.800	13	30	43	2.9	13	0	28	27	3	17	144	9.6
21	Middlebrook, Karyla	15	14	351	23.4	35	96	.365	7	28	.250	30	46	.652	11	30	41	2.7	33	0	49	47	0	14	107	7.1
01	Page, Kaylee	16	1	316	19.8	26	80	.325	20	63	.317	12	14	.857	7	36	43	2.7	19	0	16	14	3	10	84	5.3
13	Willock, Eternati	15	4	271	18.1	28	74	.378	0	2	.000	21	40	.525	15	47	62	4.1	21	0	22	33	8	12	77	5.1
50	Martin, Shaelyn	16	8	364	22.8	21	61	.344	4	13	.308	27	37	.730	26	57	83	5.2	21	0	54	32	4	19	73	4.6
11	Williams, Peyton	16	12	269	16.8	25	57	.439	0	1	.000	16	23	.696	27	38	65	4.1	12	0	11	17	3	3	66	4.1
00	Sheble, Jessica	16	0	139	8.7	16	42	.381	0	1	.000	5	10	.500	7	15	22	1.4	19	0	5	12	11	3	37	2.3
05	Brooks, Mercedes	11	0	58	5.3	2	19	.105	1	7	.143	8	10	.800	3	3	6	0.5	6	0	2	5	0	2	13	1.2
03	Page, Lanie	12	0	45	3.8	4	10	.400	3	6	.500	1	2	.500	1	3	4	0.3	4	0	4	3	1	2	12	1.0
12	Thomson, Kelly	15	0	40	2.7	4	8	.500	4	8	.500	1	2	.500	0	2	2	0.1	3	0	0	2	0	2	13	0.9
TM	TEAM														26	30	56	3.5	0			10			0	
	<b>Total</b>	<b>16</b>				<b>383</b>	<b>885</b>	<b>.433</b>	<b>100</b>	<b>299</b>	<b>.334</b>	<b>204</b>	<b>309</b>	<b>.660</b>	<b>192</b>	<b>424</b>	<b>616</b>	<b>38.5</b>	<b>215</b>	<b>1</b>	<b>247</b>	<b>258</b>	<b>65</b>	<b>125</b>	<b>1070</b>	<b>66.9</b>
	Opponents	16				333	950	.351	113	383	.295	137	204	.672	199	341	540	33.8	309	12	225	256	44	139	916	57.2

<b>SCORE BY PERIODS:</b>	<b>1st</b>	<b>2nd</b>	<b>3rd</b>	<b>4th</b>	<b>OT</b>	<b>Total</b>	<b>DEADBALL REBOUNDS:</b>	<b>TOTAL</b>
Kansas State	216	288	279	287		1070	Kansas State	79
Opponents	218	237	222	239		916	Opponents	56

## STATISTICS IN K-STATE BIG 12 CONFERENCE GAMES

RECORD: 11-7 •• HOME: 7-2 •• AWAY: 4-5

#	Player	GP	GS	Min	Avg	FG	FGA	Pct	FG	FGA	Pct	FT	FTA	Pct	O	D	T	Avg	PF	FO	A	TO	Blk	Stl	Pts	Avg
24	Wesemann, Kindred	18	18	622	34.6	77	212	.363	43	134	.321	54	62	.871	5	33	38	2.1	25	0	53	33	0	39	251	13.9
22	Lewis, Breanna	18	18	534	29.7	107	207	.517	0	0	.000	36	61	.590	47	91	138	7.7	59	1	9	33	29	17	250	13.9
21	Middlebrook, Karyla	18	17	517	28.7	56	151	.371	7	22	.318	75	100	.750	19	48	67	3.7	47	1	57	36	1	21	194	10.8
13	Willock, Eternati	16	1	332	20.8	51	117	.436	0	0	.000	27	39	.692	38	58	96	6.0	23	1	20	47	12	7	129	8.1
01	Page, Kaylee	18	5	428	23.8	45	112	.402	29	73	.397	8	13	.615	9	45	54	3.0	23	0	17	18	12	17	127	7.1
50	Martin, Shaelyn	18	18	429	23.8	30	88	.341	7	23	.304	21	35	.600	22	60	82	4.6	35	0	48	35	8	22	88	4.9
11	Williams, Peyton	18	11	274	15.2	23	47	.489	0	0	.000	13	22	.591	18	32	50	2.8	8	0	18	15	3	8	59	3.3
03	Page, Lanie	13	0	84	6.5	14	37	.378	6	21	.286	6	8	.750	1	6	7	0.5	4	0	3	7	0	2	40	3.1
10	Goth, Kayla	18	0	240	13.3	18	52	.346	3	13	.231	8	16	.500	9	20	29	1.6	16	0	22	11	1	13	47	2.6
00	Sheble, Jessica	17	1	126	7.4	11	29	.379	0	0	.000	4	8	.500	11	16	27	1.6	30	0	6	11	12	6	26	1.5
05	Brooks, Mercedes	7	0	17	2.4	2	6	.333	0	1	.000	4	6	.667	0	2	2	0.3	1	0	0	1	0	0	8	1.1
12	Thomson, Kelly	13	1	22	1.7	1	3	.333	1	2	.500	2	2	1.000	0	2	2	0.2	7	0	0	0	0	0	5	0.4
TM	TEAM														34	24	58	3.2	0			4			0	
	<b>Total</b>	<b>18</b>				<b>435</b>	<b>1061</b>	<b>.410</b>	<b>96</b>	<b>289</b>	<b>.332</b>	<b>258</b>	<b>372</b>	<b>.694</b>	<b>213</b>	<b>437</b>	<b>650</b>	<b>36.1</b>	<b>278</b>	<b>3</b>	<b>253</b>	<b>251</b>	<b>78</b>	<b>152</b>	<b>1224</b>	<b>68.0</b>
	Opponents	18				453	1093	.414	113	327	.346	188	255	.737	219	447	666	37.0	344	5	298	275	77	137	1207	67.1

<b>SCORE BY PERIODS:</b>	<b>1st</b>	<b>2nd</b>	<b>3rd</b>	<b>4th</b>	<b>OT</b>	<b>Total</b>	<b>DEADBALL REBOUNDS:</b>	<b>TOTAL</b>
Kansas State	264	271	335	341	13	1224	Kansas State	78
Opponents	304	263	305	317	18	1207	Opponents	53

SEASONS  
1968 2018

## 2016-17 KANSAS STATE ATTENDANCE SUMMARY

HOME ALL	BIG 12 (AVG.)	HIGH	AVG. (GAMES)	ROAD ALL	BIG 12 (AVG)	HIGH	AVG. (GAMES)
92,454	46,448 (5,161)	12,528 (12/11)	5,136 (18)	41,637	39,265 (4,363)	11,673 (1/21)	3,757 (11)

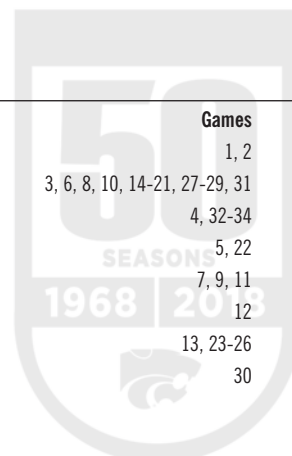


## 2016-17 TEAM GAME-BY-GAME HIGHS


OPPONENT	DATE	SCORE	POINTS	REBOUNDS	ASSISTS	STEALS	BLOCKS
Chicago State	11/11	W, 83-33	23, Goth	12, Williams	9, Martin	5, Wesemann	3, Lewis
Tulsa	11/14	W, 82-62	18, Lewis	7, Williams & Willock	4, Martin	2, three tied	2, Lewis
Lamar	11/20	W, 68-43	18, Lewis	14, Lewis	6, Middlebrook	2, Wesemann	2, three tied
vs. (rv/rv) NC State	11/24	W, 67-50	17, Wesemann	6, four tied	3, Goth & Middlebrook	2, Lewis	2, Lewis
vs. LSU	11/25	W, 69-54	24, Wesemann	8, Lewis	5, Middlebrook	3, Willock	1, Lewis & Sheble
vs. UTEP	11/26	W, 61-40	21, Lewis	8, Lewis	6, Martin	2, Lewis	2, Lewis
(23/rv) Auburn	12/1	W, 71-66	16, Wesemann	9, Lewis & Martin	7, Martin	1, Martin	1, Goth
at Omaha	12/4	W, 70-57	22, Lewis	12, Lewis	5, Middlebrook	3, Wesemann & Goth	3, Lewis
UT Arlington	12/7	W, 62-49	15, Lewis	11, Lewis	3, Middlebrook & Martin	3, Willock & Martin	4, Lewis
(1/2) Connecticut	12/11	L, 75-58	18, Lewis	7, Lewis	3, Martin & Wesemann	4, Lewis	4, Lewis
Princeton	12/18	W, 60-42	15, Wesemann	11, Lewis	4, Middlebrook	3, Middlebrook & Wesemann	3, Sheble
at Northern Iowa	12/22	L, 67-59	19, Middlebrook	9, Lewis	6, Middlebrook	3, Willock	1, Lewis & Willock
at (3/4) Baylor	12/29	L, 87-57	16, Wesemann	7, Lewis	4, Goth	1, four tied	1, three tied
(12/12) West Virginia	1/1	W, 86-71	23, Lewis	9, Lewis	8, Martin	2, Martin & Lewis	2, Willock
at (20/24) Oklahoma	1/4	L, 85-80 (ot)	27, Middlebrook	9, Willock	4, Wesemann	2, three tied	2, Martin
Texas Tech	1/7	W, 68-54	13, Willock	11, Lewis	4, Middlebrook	2, Wesemann & K. Page	3, Lewis
Kansas	1/11	W, 73-60	15, Lewis	10, Lewis	7, Middlebrook	3, Middlebrook	3, Sheble
at (-/rv) Oklahoma State	1/14	W, 63-43	15, Lewis	13, Willock	5, Wesemann	5, Wesemann	1, five players
TCU	1/18	W, 74-63	21, Lewis	9, Lewis	4, three tied	3, Wesemann	4, Lewis
at Iowa State	1/21	L, 75-69	14, Lewis & K. Page	5, Lewis & Martin	6, Wesemann	4, Goth	3, K. Page
(2/2) Baylor	1/25	L, 91-49	17, Middlebrook	11, Lewis	5, Wesemann	2, Willock	3, Willock & Lewis
Oklahoma State	1/28	W, 74-69	34, Wesemann	9, Willock	7, Middlebrook	3, Martin	1, Lewis & Willock
at Texas Tech	2/1	W, 65-53	19, Lewis	11, Lewis	3, Middlebrook	2, Middlebrook & Martin	2, Lewis
at (12/13) Texas	2/4	L, 63-58	21, Wesemann	9, Willock	4, Wesemann	2, Wesemann	1, K. Page & Willock
Iowa State	2/11	W, 80-68	17, Wesemann	8, Lewis	5, Middlebrook	4, Wesemann	2, Lewis & Willock
at (rv/rv) West Virginia	2/15	L, 66-59	14, Wesemann	7, Lewis	7, Martin	4, Goth	3, Lewis
at TCU	2/18	W, 68-65	19, Wesemann	7, Martin	8, Middlebrook	6, Wesemann	4, Lewis
(16/16) Oklahoma	2/21	W, 79-71	19, Middlebrook	8, Lewis	4, Middlebrook & Wesemann	2, Middlebrook & Sheble	1, Lewis
at Kansas	2/25	W, 61-54	21, Lewis	11, Lewis	5, Martin	3, K. Page & Wesemann	3, Lewis
(12/10) Texas	2/27	L, 69-61	14, Middlebrook	9, Lewis	3, Martin & Middlebrook	3, Lewis & Wesemann	1, K. Page
vs. Iowa State	3/4	W, 74-67	25, Goth	10, Willock	6, Wesemann	3, Goth	2, Lewis
vs. (2/2) Baylor	3/5	L, 88-71	20, Middlebrook	11, Lewis	3, Goth	2, Goth	2, Willock
(20/18) Drake	3/18	W, 67-54	23, Lewis	11, Lewis	7, Middlebrook	4, Middlebrook	2, Sheble & Willock
(6/6) Stanford	3/20	L, 69-48	11, Wesemann	5, Martin	5, Wesemann	1, three tied	1, Lewis

## KANSAS STATE STARTING LINEUPS

Guard	Guard	Guard/Forward	Guard/Forward	Forward/Center	16-17	All-Time	Games
Wesemann	Goth	Martin (F)	Williams (F)	Lewis (C)	2-0	2-0	1, 2
Wesemann	Middlebrook	Martin (F)	Williams (F)	Lewis (C)	12-4	12-4	3, 6, 8, 10, 14-21, 27-29, 31
Wesemann	Middlebrook	Goth (G)	Williams (F)	Lewis (C)	2-2	2-2	4, 32-34
Wesemann	Middlebrook	Martin (F)	Willock (F)	Lewis (C)	2-0	2-0	5, 22
Wesemann	Middlebrook	Goth (G)	Willock (F)	Lewis (C)	3-0	3-0	7, 9, 11
Wesemann	Middlebrook	K. Page (F)	Williams (F)	Lewis (C)	0-1	0-1	12
Wesemann	Middlebrook	K. Page (F)	Martin (F)	Lewis (C)	2-3	2-3	13, 23-26
Wesemann	Thomson	Martin (F)	Sheble (F)	Lewis	0-1	0-1	30



DATE	OPPONENT	FG-FGA	PCT.	3P-3PA	PCT.	FT-FTA	PCT.	OR-DR-RB	A	TO	B	S	PF	1Q	2Q	1H	3Q	4Q	2H	OT	PTS
11/11/16	Chicago State	10-57	.175	1-17	.059	12-20	.600	14-18-32	3	16	4	8	20	5	10	15	7	11	18	-	33
	at K-State	30-59	.508	8-20	.400	15-23	.652	16-35-51	18	13	6	10	15	11	22	33	28	22	50	-	83
11/14/16	Tulsa	23-56	.411	11-31	.355	5-8	.625	4-22-26	15	15	1	3	22	15	18	33	16	13	29	-	62
	at K-State	34-68	.500	2-10	.200	12-20	.600	13-28-41	15	9	2	8	12	17	29	46	21	15	36	-	82
11/20/16	Lamar	17-69	.246	4-21	.190	5-8	.625	19-21-40	10	18	5	13	21	5	16	21	10	12	22	-	43
	at K-State	28-64	.438	7-21	.333	5-8	.625	15-33-48	21	22	9	4	10	23	20	43	8	17	25	-	68
11/24/16	(rv/rv) NC State	16-61	.262	9-36	.250	9-16	.563	17-19-36	10	18	4	4	27	5	16	21	15	14	29	-	50
	vs. K-State	18-47	.383	9-21	.429	22-33	.667	15-30-45	12	17	3	5	20	12	17	29	19	19	38	-	67
11/25/16	K-State	24-52	.462	11-27	.407	10-13	.769	9-27-36	18	24	2	9	15	12	20	32	19	18	37	-	69
	vs. LSU	22-59	.373	3-9	.333	7-13	.538	11-18-29	11	17	0	10	20	14	16	30	8	16	24	-	54
11/26/16	K-State	22-47	.468	6-16	.375	11-20	.550	10-31-41	16	17	5	6	11	16	17	33	16	12	28	-	61
	vs. UTEP	15-64	.234	5-27	.185	5-10	.500	17-20-37	7	12	2	6	20	9	9	18	10	12	22	-	40
12/1/16	(23/rv) Auburn	23-62	.371	8-30	.267	12-14	.857	13-13-26	12	9	2	13	23	21	11	32	16	18	34	-	66
	at (rv/-) K-State	24-51	.471	6-19	.316	17-26	.654	15-24-39	17	16	1	1	14	13	21	34	18	19	37	-	71
12/4/16	(rv/-) K-State	24-57	.421	5-18	.278	17-20	.850	12-29-41	18	12	3	9	12	12	23	35	17	18	35	-	70
	at Omaha	19-60	.317	11-31	.355	8-10	.800	8-20-28	13	11	2	7	16	15	13	28	14	15	29	-	57
12/7/16	UT-Arlington	20-53	.377	5-15	.333	4-7	.571	11-15-26	13	27	1	16	18	10	11	21	19	9	28	-	49
	at (rv/rv) K-State	23-49	.469	3-14	.214	13-17	.765	11-22-33	14	26	7	12	8	13	13	26	19	17	36	-	62
12/11/16	(1/2) Connecticut	30-61	.492	8-23	.348	7-10	.700	11-24-35	24	16	5	13	13	25	20	45	20	10	30	-	75
	at (rv/rv) K-State	22-55	.400	4-12	.333	10-13	.769	9-19-28	13	16	5	10	12	8	23	31	16	11	27	-	58
12/18/16	Princeton	15-58	.259	5-26	.192	7-13	.538	18-25-43	11	23	3	7	25	13	12	25	9	8	17	-	42
	at (rv/rv) K-State	18-52	.346	6-22	.273	18-29	.621	14-26-40	13	15	5	14	15	8	14	22	20	18	38	-	60
12/22/16	(24/rv) K-State	22-57	.386	5-16	.313	10-17	.588	10-25-35	13	12	2	7	22	14	12	26	10	23	33	-	59
	at Northern Iowa	21-48	.438	13-32	.406	12-20	.600	7-29-36	20	15	2	5	18	12	14	26	16	25	41	-	67
12/29/16	(rv/-) K-State	17-57	.298	5-18	.278	18-24	.750	9-19-28	9	11	3	4	21	16	12	28	10	19	29	-	57
	at (3/4) Baylor	36-73	.493	2-11	.182	13-18	.722	22-34-56	22	13	6	2	16	25	19	44	24	19	43	-	87
1/1/17	(12/12) West Virginia	25-59	.424	14-29	.483	7-9	.778	10-18-28	17	17	3	7	17	20	19	39	16	16	32	-	71
	at (rv/-) K-State	35-64	.547	7-19	.368	9-12	.750	11-24-35	19	14	4	7	12	24	27	51	23	12	35	-	86
1/4/17	(25/rv) K-State	28-67	.418	5-15	.333	19-26	.731	11-34-45	12	16	4	11	18	12	14	26	18	23	41	13	80
	at (20/24) Oklahoma	33-74	.446	8-18	.444	11-17	.647	10-32-42	22	17	7	4	21	25	8	33	21	13	34	18	85
1/7/17	Texas Tech	21-63	.333	7-23	.304	5-7	.714	13-25-38	14	15	4	6	18	11	11	22	21	11	32	-	54
	at (25/rv) K-State	24-66	.364	5-18	.278	15-20	.750	17-29-46	14	11	6	6	11	15	17	32	19	17	36	-	68
1/11/17	Kansas	21-56	.375	10-28	.357	8-15	.533	12-19-31	14	16	1	6	24	9	17	26	10	24	34	-	60
	at (25/rv) K-State	26-61	.426	5-14	.357	16-28	.571	16-25-41	16	13	8	8	13	22	11	33	24	16	40	-	73
1/14/17	(25/rv) K-State	24-59	.407	3-9	.333	12-16	.750	13-22-35	11	11	5	14	13	13	16	29	19	15	34	-	63
	at Oklahoma State	13-44	.295	3-13	.231	14-17	.824	11-22-33	7	22	8	8	17	8	9	17	15	11	26	-	43
1/18/17	TCU	19-63	.302	6-22	.273	19-24	.792	11-22-33	10	12	3	13	22	16	11	27	13	23	36	-	63
	at (22/rv) K-State	26-52	.500	7-17	.412	15-22	.682	5-33-38	22	18	7	8	18	13	14	27	25	22	47	-	74
1/21/17	(22/rv) K-State	28-58	.483	8-20	.400	5-7	.714	6-17-23	22	10	3	7	14	14	12	26	18	25	43	-	69
	at Iowa State	26-51	.510	9-19	.474	14-15	.933	6-25-31	18	14	3	4	8	14	20	34	14	27	41	-	75
1/25/17	(2/2) Baylor	36-72	.500	6-16	.375	13-19	.684	17-30-47	22	8	5	15	22	28	16	44	25	22	47	-	91
	at (25/rv) K-State	13-49	.265	4-14	.286	19-29	.655	11-21-32	9	18	9	4	19	7	7	14	22	13	35	-	49
1/28/17	Oklahoma State	25-59	.424	8-18	.444	11-13	.846	10-23-33	21	11	2	4	24	15	18	33	17	19	36	-	69
	at (25/rv) K-State	24-58	.414	5-13	.385	21-26	.808	12-22-34	12	6	2	7	17	15	12	27	27	20	47	-	74
2/1/17	(rv/rv) K-State	27-62	.435	3-11	.273	8-14	.571	12-29-41	13	11	3	7	9	13	16	29	20	16	36	-	65
	at Texas Tech	21-56	.375	4-11	.364	7-10	.700	8-26-34	9	15	4	5	16	14	12	26	16	11	27	-	53
2/4/17	(rv/rv) K-State	22-56	.393	4-15	.267	10-14	.714	10-24-34	7	21	2	3	19	16	10	26	12	20	32	-	58
	at (12/13) Texas	26-60	.433	3-6	.500	8-17	.471	13-24-37	14	15	7	9	17	20	7	27	17	19	36	-	63
2/11/17	Iowa State	25-66	.379	10-28	.357	8-9	.889	14-21-35	19	9	2	5	21	16	21	37	19	12	31	-	68
	at (25/rv) K-State	28-58	.483	8-16	.500	16-21	.762	11-27-38	13	8	4	7	15	17	23	40	24	16	40	-	80
2/15/17	(24/rv) K-State	23-56	.411	8-22	.364	5-11	.455	11-18-29	15	19	5	14	16	12	13	25	11	23	34	-	59
	at (rv/rv) West Virginia	25-55	.455	8-22	.364	8-10	.800	14-24-38	20	21	3	10	12	23	16	39	8	19	27	-	66
2/18/17	(24/rv) K-State	24-59	.407	9-22	.409	11-21	.524	15-20-35	16	15	6	13	19	14	20	34	15	19	34	-	68
	at TCU	21-51	.412	4-14	.286	19-25	.760	13-25-38	17	17	5	6	21	23	19	42	10	13	23	-	65
2/21/17	(16/16) Oklahoma	31-62	.500	4-17	.235	5-9	.556	10-19-29	21	16	8	11	21	12	13	25	26	20	46	-	71
	at (rv/rv) K-State	27-60	.450	5-10	.500	20-27	.741	16-23-39	18	17	1	8	13	24	17	41	16	22	38	-	79
2/25/17	(rv/rv) K-State	21-57	.368	1-20	.050	18-27	.667	12-26-38	14	17	5	13	11	12	16	28	10	23	33	-	61
	at Kansas	21-57	.368	6-24	.250	6-7	.857	10-29-39	17	21	2	12	21	16	9	25	15	14	29	-	54
2/27/17	(12/10) Texas	28-72	.389	1-8	.125	12-14	.857	15-29-44	14	16	4	10	26	9	18	27	18	24	42	-	69
	at (24/rv) K-State	18-62	.290	4-16	.250	21-27	.778	15-24-39	11	15	1	11	20	5	14	19	22	20	42	-	61
3/4/17	Iowa State	24-72	.333	9-32	.281	10-12	.833	16-25-41	16	12	2	8	18	15	9	24	23	20	43	-	67
	at (24/rv) K-State	23-60	.383	8-25	.320	20-24	.833	12-33-45	15	17	4	9	14	7	18	25	29	20	49	-	74
3/5/17	(24/rv) K-State	26-63	.413	8-22	.364	11-25	.440	12-15-27	11	8	5	7	14	18	20	38	15	18	33	-	71
	at (2/2) Baylor	33-61	.541	6-10	.600	16-17	.941	12-28-40	23	16	7	5	18	24	28	52	18	18	36	-	88
3/18/17	(20/18) Drake	19-52	.365	7-24	.292	9-14	.643	9-17-26	14	17	1	13	13	13	12	25	10	19	29	-	54
	at (24/rv) K-State	26-55	.473	8-21	.381	7-10	.700	14-27-41	21	19	5	11	11	20	10	30	13	24	37	-	67
3/20/17	(6/6) Stanford	26-57	.456	8-19	.421	9-12	.750	12-27-39	23	14	3	8	17	17	22	39	11	19	30	-	69
	at (24/rv) K-State	19-49	.388	4-15	.267	6-11	.545	5-20-25	12	15	1	3	10	12	9	21	11	16	27	-	48





## 2016-17 INDIVIDUAL SEASON-HIGHS

KANSAS STATE	CATEGORY	OPPONENT
34, Kindred Wesemann, vs. Oklahoma State (1/28/17)	Points	31, Jessica Washington, Kansas (1/11/17)
11, Breanna Lewis, vs. Drake (3/18/17)	Field Goals Made	11, Alexis Prince, Baylor (1/25/17)
19, Karyla Middlebrook, at Oklahoma (1/4/17)	Field Goals Attempted	25, Kaylee Jensen, Oklahoma State (1/28/17)
19, Kayla Goth, vs. Iowa State (3/4/17)	FG Pct. (min. 5 made)	.875, Alexis Prince, Baylor (3/5/17)
.833, Kayla Goth, vs. Tulsa (11/14/16)	3-Pt. FG Made	7, Jessica Washington, Kansas (1/11/17)
5, Kindred Wesemann, twice	3-Pt. FG Att.	17, Emily Durr, Iowa State (2/11/17)
15, Kindred Wesemann, vs. LSU (11/25/16)	3-Pt. FG Pct. (min. 5 attempts)	.750, Mandy Coleman, Oklahoma State (1/28/17)
.600, Kaylee Page, twice	Free Throws Made	7, Kaylee Jensen, Oklahoma State (1/14/17)
.600, Lanie Page, vs. Iowa State (2/11/17)	Free Throws Attempted	11, Sh'Toya Sanders, Chicago State (11/11/16)
10, Kindred Wesemann, vs. Oklahoma State (1/28/17)	Free Throw Pct. (min. 5 attempts)	1.000, Katie Frerking, Auburn (12/1/16)
12, Karyla Middlebrook, twice		1.000, Vionise Pierre-Louis, Oklahoma (1/4/17)
1.000, Kindred Wesemann, six times		1.000, Kaylee Jensen, Oklahoma State (1/14/17)
1.000, Shaelyn Martin, at Oklahoma (1/4/17)		1.000, Joyner Holmes, Texas (2/27/17)
1.000, Karyla Middlebrook, vs. Texas (2/27/17)	Offensive Rebounds	7, Kiandra Bowers, Lamar (11/20/16)
1.000, Kayla Goth, vs. Iowa State (3/4/17)	Defensive Rebounds	13, Chayla Cheadle, Kansas (2/25/17)
8, Breanna Lewis, vs. Kansas (1/11/17)	Rebounds	16, Kiandra Bowers, Lamar (11/20/16)
10, Breanna Lewis, at Omaha (12/4/16)		16, Chayla Cheadle, Kansas (2/25/17)
14, Breanna Lewis, vs. Lamar (11/20/16)	Assists	15, Kristy Wallace, Baylor (3/5/17)
9, Shaelyn Martin, vs. Chicago State (11/11/16)	Turnovers	7, Jada Butts, TCU (2/18/17)
7, Eternati Willock, at Oklahoma (1/4/17)	Blocked Shots	5, Napheesa Collier, Connecticut (12/11/16)
4, Breanna Lewis, four times		5, Kaylee Jensen, Oklahoma State (1/14/17)
		5, Kelsey Lang, Texas (2/4/17)
6, Kindred Wesemann, at TCU (2/18/17)	Steals	6, Cierra Johnson, UT-Arlington (12/7/16)
		6, Napheesa Collier, Connecticut (12/11/16)
44, Karyla Middlebrook, at Oklahoma (1/4/17)	Minutes Played	45, Peyton Little, Oklahoma (1/4/17)

## 2016-17 TEAM SUPERLATIVES

K-STATE HIGH	K-STATE LOW	CATEGORY	OPPONENT HIGH	OPPONENT LOW
86, vs. West Virginia (1/1/17)	48, vs. Stanford (3/20/17)	Points	91, Baylor (1/25/17)	33, Chicago State (11/11/16)
35, vs. West Virginia (1/1/17)	13, vs. Baylor (1/25/17)	Field Goals	36, Baylor, twice	10, Chicago State (11/11/16)
68, vs. Tulsa (11/14/16)	47, twice	Field Goals Attempted	74, Oklahoma (1/4/17)	44, Oklahoma State (1/14/17)
.547, vs. West Virginia (1/1/17)	.265, vs. Baylor (1/25/17)	FG Pct.	.510, Iowa State (1/21/17)	.175, Chicago State (11/11/16)
11, vs. LSU (11/25/16)	1, at Kansas (2/25/17)	3-Pt. FG Made	14, West Virginia (1/1/17)	1, Chicago State (11/11/16)
				1, Texas (2/27/17)
27, vs. LSU (11/25/16)	9, at Oklahoma State (1/14/17)	3-Pt. FG Att.	36, North Carolina State (11/24/16)	6, Texas (2/4/17)
.500, vs. Iowa State (2/11/17)	.050, at Kansas (2/25/17)	3-Pt. FG Pct.	.600, Baylor (3/5/17)	.059, Chicago State (11/11/16)
.500, vs. Oklahoma (2/21/17)		Free Throws	19, TCU (1/18/17)	4, UT-Arlington (12/7/16)
22, vs. North Carolina State (11/24/16)	5, vs. Lamar (11/20/16)		19, TCU (2/18/17)	
	5, at Iowa State (1/21/17)			
	5, at West Virginia (2/15/17)			
33, vs. North Carolina State (11/24/16)	7, at Iowa State (1/21/17)	Free Throws Attempted	25, TCU (2/18/17)	7, UT-Arlington (12/7/16)
				7, Texas Tech (1/7/17)
				7, Kansas (2/25/17)
.850, at Omaha (12/4/16)	.455, at West Virginia (2/15/17)	Free Throw Pct.	.941, Baylor (3/5/17)	.471, Texas (2/4/17)
17, vs. Texas Tech (1/7/17)	5, vs. TCU (1/18/17)	Offensive Rebounds	22, Baylor (12/29/16)	4, Tulsa (11/14/16)
	5, vs. Stanford (3/20/17)			
35, vs. Chicago State (11/11/16)	17, at Iowa State (1/21/17)	Defensive Rebounds	34, Baylor (12/29/16)	13, Auburn
51, vs. Chicago State (11/11/16)	23, at Iowa State (1/21/17)	Rebounds	56, Baylor (12/29/16)	26, four times
22, at Northern Iowa (12/22/16)	8, vs. UT-Arlington (12/7/16)	Fouls	27, North Carolina State (11/24/16)	8, Iowa State, (1/21/17)
22, vs. TCU (1/18/17)	7, at Texas (2/4/17)	Assists	24, Connecticut (2/11/16)	3, Chicago State (11/11/16)
22, at Iowa State (1/21/17)		Turnovers	27, UT-Arlington (12/7/16)	8, Baylor (1/25/17)
26, vs. UT-Arlington (12/7/16)	6, vs. Oklahoma State (1/28/17)	Blocked Shots	8, Oklahoma State (1/14/17)	0, LSU (11/25/16)
9, vs. Lamar (11/20/16)	1, four times		8, Oklahoma State (2/21/17)	
9, vs. Baylor (1/25/17)		Steals	16, UT-Arlington (12/7/16)	2, Baylor (12/29/16)
14, three times	1, vs. Auburn (12/1/16)	Points in a Qtr	28 (twice), Baylor (1/25/17 & 3/5/17)	5 (1Q), three times
29 (2Q), vs. Tulsa (11/14/16)	5 (1Q), vs. Texas (2/27/17)			
29 (3Q), vs. Iowa State (3/4/17)		FG Pct. in a Qtr	.833 (4Q), Northern Iowa (12/22/16)	.133 (1Q), twice
.800 (3Q), vs. Chicago State (11/11/16)	.143 (1Q), vs. Baylor (1/25/17)	Points in 1st Half	52, Baylor (3/5/17)	15, Chicago State (11/11/16)
51, vs. West Virginia (1/1/17)	14, vs. Baylor (1/25/17)	Points in 2nd Half	47, Baylor (1/25/17)	17, Princeton (12/18/16)
50, vs. Chicago State (11/11/16)	25, vs. Lamar (11/20/16)	FG Pct. in a Half	.588 (1H), Baylor (3/5/17)	.160 (1H), Chicago State (11/11/16)
.679 (2H), vs. Chicago State (11/11/16)	.179 (1H), vs. Baylor (1/25/17)	3-Pt. FG Pct. in a Half	1.000 (1H), Baylor (3/5/17)	.000, four times
.636 (1H), vs. Iowa State (2/11/17)	.000 (1H), at Kansas (2/25/17)	FT Pct. in a Half	1.000, five times (1H); five times (2H)	.000, twice
1.000 (1H), five times	.000 (1H), at Texas Tech (2/1/17)			

## 2016-17 POINTS-REBOUNDS-ASSISTS

OPPONENT	0	1	2	3	10	11	12	13	21	22	23	24	50
	SHEBLE	K. PAGE	YOUNG	L. PAGE	GOTH	WILLIAMS	THOMSON	WILLOCK	MIDDLEBROOK	LEWIS	HAMMAKER	WESEMANN	MARTIN
Chicago State	6-2-0	10-3-2	DNP-INJ	DNP-INJ	23-8-3	15-12-0	4-1-0	DNP-INJ	DNP-INJ	6-8-0	DNP-INJ	11-1-3	2-9-9
Tulsa	4-4-0	0-2-2	DNP-INJ	DNP-INJ	10-1-1	8-7-2	0-0-0	11-7-2	9-6-1	18-6-1	DNP-INJ	12-2-2	10-5-4
Lamar	8-2-1	6-2-2	DNP-INJ	0-1-1	11-4-3	2-5-0	3-0-0	2-3-3	4-1-6	18-14-0	DNP-INJ	12-4-1	0-4-4
vs. NC State	0-1-0	10-3-0	DNP-INJ	0-0-0	12-2-3	0-6-2	0-0-0	4-5-1	4-6-3	11-6-0	DNP-INJ	17-4-2	6-6-1
vs. LSU	4-3-2	9-2-1	DNP-INJ	1-0-0	3-1-2	2-2-0	3-0-0	6-4-1	4-4-5	9-8-0	DNP-INJ	24-3-4	4-5-3
vs. UTEP	2-3-0	6-3-1	DNP-INJ	0-0-0	DNP-CD	1-4-2	0-0-0	7-5-1	5-4-2	21-8-1	DNP-INJ	19-4-3	0-7-6
Auburn	2-1-0	3-2-0	DNP-INJ	DNP-CD	8-5-2	11-5-0	DNP-CD	9-3-2	0-1-2	13-9-0	DNP-INJ	16-2-4	9-9-7
Omaha	0-0-0	0-2-1	DNP-INJ	0-1-0	9-4-4	6-3-1	0-0-0	5-5-3	6-2-5	22-12-1	DNP-INJ	13-5-1	7-6-2
UT Arlington	1-1-0	3-0-1	DNP-INJ	0-0-0	12-2-1	2-3-1	0-0-0	9-3-1	4-2-3	15-11-2	DNP-INJ	10-1-2	6-7-3
Connecticut	0-1-0	5-2-1	DNP-INJ	2-0-0	7-1-1	2-2-1	0-0-0	2-2-0	11-1-2	18-7-1	DNP-INJ	9-4-3	2-4-3
Princeton	2-1-0	12-7-0	DNP-INJ	0-0-3	4-1-0	2-6-0	3-0-0	2-4-1	8-0-4	8-11-1	DNP-INJ	15-5-2	4-1-2
at Northern Iowa	0-1-0	6-3-0	DNP-INJ	DNP-CD	2-3-0	2-1-1	0-0-0	4-5-2	19-3-6	10-9-0	DNP-INJ	11-3-2	5-1-2
at Baylor	0-1-1	3-2-2	DNP-INJ	3-0-0	2-3-4	3-3-0	0-0-0	DNP-CD	13-3-1	14-7-0	DNP-INJ	16-1-1	1-4-0
West Virginia	4-4-1	10-3-0	DNP-INJ	DNP-CD	5-2-0	0-0-2	0-0-0	9-4-2	9-1-1	23-9-0	DNP-INJ	16-4-5	10-2-8
at Oklahoma	0-2-0	0-1-1	DNP-INJ	DNP-CD	0-1-0	4-3-0	DNP-CD	11-9-1	27-7-3	15-6-0	DNP-INJ	11-4-4	12-6-3
Texas Tech	3-3-1	10-6-1	DNP-INJ	DNP-CD	2-3-0	10-5-1	0-0-0	13-8-2	6-3-4	10-11-2	DNP-INJ	11-0-2	3-3-1
Kansas	6-2-0	8-2-0	DNP-INJ	1-2-0	3-5-2	2-2-1	0-0-0	7-3-0	11-6-7	15-10-0	DNP-INJ	12-1-0	5-5-6
at Oklahoma State	0-2-0	7-2-0	DNP-INJ	3-0-0	4-2-1	7-4-0	0-0-0	13-13-2	5-3-3	15-4-0	DNP-INJ	8-0-5	1-2-0
TCU	0-1-0	6-3-4	DNP-INJ	DNP-CD	2-3-4	3-2-2	0-0-0	10-8-4	6-4-3	21-9-1	DNP-INJ	18-4-1	8-4-3
at Iowa State	0-1-0	14-3-2	DNP-INJ	2-0-0	10-3-3	0-1-1	0-0-0	0-1-1	8-1-2	14-5-2	DNP-INJ	10-2-6	11-5-5
Baylor	0-0-1	0-1-0	DNP-INJ	5-1-1	1-1-0	1-2-1	5-0-0	6-3-0	17-3-1	7-11-0	DNP-INJ	3-0-5	1-6-0
Oklahoma State	2-0-0	8-4-0	DNP-INJ	0-0-0	0-1-1	0-1-1	0-0-0	10-9-0	9-5-7	6-3-1	DNP-INJ	34-2-2	5-4-0
at Texas Tech	2-2-0	13-4-2	DNP-INJ	0-1-0	2-1-1	12-5-2	DNP-CD	DNP-S	10-5-3	19-11-1	DNP-INJ	5-2-2	2-8-2
at Texas	0-0-0	3-3-0	DNP-INJ	2-0-0	0-0-0	2-7-0	0-0-0	2-9-0	12-4-1	14-4-0	DNP-INJ	21-3-4	2-1-2
Iowa State	DNP-CD	0-6-0	DNP-INJ	16-2-1	9-1-4	3-2-0	0-1-0	11-6-0	11-2-5	7-8-1	DNP-INJ	17-2-1	6-6-1
at West Virginia	0-0-0	12-0-2	DNP-INJ	2-1-0	4-1-0	1-1-1	0-0-0	9-2-0	5-2-1	9-7-0	DNP-INJ	14-5-4	3-6-7
at TCU	2-2-0	15-3-0	DNP-INJ	DNP-CD	0-0-0	2-3-2	DNP-CD	7-5-0	8-6-8	10-5-1	DNP-INJ	19-2-4	5-7-1
Oklahoma	4-4-2	3-3-1	DNP-INJ	4-0-0	0-0-0	2-4-3	DNP-CD	10-7-3	19-7-4	18-8-0	DNP-INJ	13-1-4	6-2-1
at Kansas	1-1-0	5-5-2	DNP-INJ	0-0-1	3-1-1	2-1-1	0-0-0	9-5-3	4-3-0	21-11-0	DNP-INJ	12-2-1	4-6-5
Texas	2-2-0	10-3-0	DNP-INJ	2-0-0	0-1-1	5-4-0	0-1-0	2-4-2	14-2-3	12-9-0	DNP-INJ	11-3-2	3-5-3
vs. Iowa State	3-1-1	5-6-1	DNP-INJ	0-0-0	25-5-2	2-3-0	0-0-0	12-10-1	3-1-0	6-7-0	DNP-INJ	12-2-6	6-6-4
vs. Baylor	1-0-0	3-0-2	DNP-INJ	0-0-0	12-3-3	2-4-0	0-0-0	0-1-2	20-4-2	14-11-0	DNP-INJ	15-2-2	4-1-0
Drake	0-1-0	6-5-0	DNP-INJ	3-1-0	0-1-2	4-2-0	0-1-0	2-2-2	8-4-7	23-11-2	DNP-INJ	16-2-5	5-7-3
Stanford	4-0-1	0-1-2	DNP-INJ	6-1-0	6-2-1	5-0-1	0-0-0	2-3-0	2-2-1	9-4-0	DNP-INJ	11-3-5	3-5-1

DNP-CD: Did Not Play-Coach's Decision; DNP-RS: Did Not Play - Red-shirting; DNP-S: Did Not Play-Sick; DNP-INJ: Did Not Play-Injured; DNP-SUS: Did Not Play-Suspended; DNP-FE: Did Not Play-Family Emergency

## SCORING BREAKDOWN (K-State/Opponent)

	Pts in Paint	Pts off 10s	2nd ch. Pts	Fast Break Pts	Starter	Bench
Chicago State	42/10	16/8	14/5	21/2	57/25	26/8
Tulsa	60/12	18/6	16/7	14/0	58/32	24/30
Lamar	40/22	20/10	13/4	15/8	36/40	32/3
vs. NC State	14/12	13/20	8/6	2/4	44/36	23/14
vs. LSU	24/20	18/16	12/9	5/4	47/40	22/14
vs. UTEP	30/10	16/15	2/9	10/4	46/27	15/13
Auburn	32/22	7/20	16/12	2/9	46/51	25/15
at Omaha	32/12	11/17	13/4	6/3	54/51	16/6
UT Arlington	36/28	26/19	11/9	10/12	50/33	12/16
Connecticut	26/28	16/19	12/14	4/18	42/73	16/2
Princeton	14/10	19/14	11/17	4/4	37/20	23/22
at Northern Iowa	26/10	21/5	15/4	0/2	48/55	11/12
at Baylor	20/64	10/11	5/25	0/4	47/56	10/31
West Virginia	54/22	16/5	13/7	4/8	58/71	28/0
at Oklahoma	42/32	14/12	6/6	8/0	69/54	11/31
Texas Tech	32/22	14/6	12/8	2/9	40/32	28/22
Kansas	38/20	15/9	13/8	6/8	45/21	28/39
at Oklahoma State	36/16	21/4	16/11	6/0	36/27	27/16
TCU	38/26	10/13	4/11	7/2	56/31	18/32
at Iowa State	30/26	13/17	5/10	4/5	43/66	26/9
Baylor	18/40	7/24	5/8	4/11	29/60	20/31
Oklahoma State	32/26	15/2	7/8	4/0	64/59	10/10
at Texas Tech	42/18	14/9	13/7	0/5	49/46	16/7
at Texas	28/36	14/19	4/11	0/6	52/53	6/10
Iowa State	32/20	12/7	16/10	5/7	41/55	39/13
at West Virginia	22/28	13/19	12/15	6/6	43/54	16/12
at TCU	24/28	16/7	16/16	6/2	44/29	24/36
Oklahoma	38/42	17/21	16/5	11/8	58/43	21/28
at Kansas	32/28	21/16	12/6	2/16	43/23	18/31
Texas	26/34	11/16	6/7	5/16	28/50	33/19
vs. Iowa State	18/24	19/13	10/6	0/8	29/53	45/14
vs. Baylor	26/50	16/10	9/18	4/8	63/69	8/19
Drake	36/20	22/8	11/4	2/7	51/44	16/10
Stanford	24/30	4/20	2/17	5/11	33/42	15/27
<b>Total</b>	<b>1,064/848</b>	<b>515/437</b>	<b>356/324</b>	<b>184/217</b>	<b>1,586/1,521</b>	<b>708/602</b>

## CLASS SCORING BREAKDOWN

	Fr.	So.	Jr.	Sr.
Chicago State	21	23	12	27
Tulsa	19	10	19	34
Lamar	6	11	10	41
vs. NC State	7	12	20	28
vs. LSU	9	3	17	40
vs. UTEP	8	0	11	42
Auburn	20	8	12	31
at Omaha	13	9	13	35
UT Arlington	11	12	13	26
Connecticut	6	7	18	27
Princeton	4	4	24	28
at Northern Iowa	6	2	30	21
at Baylor	8	2	17	30
West Virginia	9	5	29	43
at Oklahoma	15	0	39	26
Texas Tech	23	2	19	24
Kansas	13	3	24	33
at Oklahoma St.	23	4	13	23
TCU	13	2	20	39
at Iowa State	2	10	33	24
Baylor	15	1	18	15
Oklahoma St.	10	0	22	42
at Texas Tech	12	2	25	26
at Texas	6	0	17	35
Iowa State	30	9	17	24
at West Virginia	12	4	20	23
at TCU	9	0	28	31
Oklahoma	16	0	28	35
at Kansas	11	3	13	34
Texas	9	0	27	25
vs. Iowa State	14	25	14	21
vs. Baylor	2	12	27	30
Drake	9	0	19	39
Stanford	13	6	5	24
<b>Total</b>	<b>404</b>	<b>191</b>	<b>673</b>	<b>1,026</b>



## 2016-17 MISCELLANEOUS STATS

	K-State	Opponents
3-second violations	5	7
5-second violations	2	1
10-second violations	1	1
Lane violations	0	0
Shot clock violations	12	24
4-point plays	0	1
Technical fouls (player)	1	2
Technical fouls (bench)	0	1
Flagrant foul	0	1
Points in the Paint	1,064	848
Points off Turnovers	515	437
Second Chance Points	356	324
Fast Break Points	184	217
Bench Points	708	602

## LEADS AND DEFICITS

Largest Halftime Lead	22, vs. Lamar (11/20/16)
Largest Halftime Lead Blown	-
Largest Halftime Deficit	30, vs. (2/2) Baylor (1/25/17)
Largest Halftime Deficit Overcome for Win	8, at TCU (2/18/17)
Largest Lead	52, vs. Chicago State (11/11/16)
Largest Lead Blown	7, at Northern Iowa (12/22/16)
Largest Deficit	49, vs. (2/2) Baylor (1/25/17)
Largest Deficit Overcome for Win	13, at TCU (2/18/17)

## FTS IN LAST

	13-14	14-15	15-16	16-17	CAREER
Kindred Wesemann	13-16	16-21	19-22	27-30	75-90
Breanna Lewis	2-5	10-19	11-24	10-24	33-70
Shaelyn Martin	--	8-17	8-12	14-19	30-48
Karyla Middlebrook	--	--	--	25-40	25-40
Kayla Goth	--	--	5-11	7-8	12-19
Erica Young	2-2	8-12	2-4	--	12-18
Jessica Sheble	2-4	0-2	4-6	3-5	9-17
Peyton Williams	--	--	--	9-14	9-14
Kelly Thomson	3-4	--	2-6	2-2	7-12
Eternati Willock	--	--	--	4-11	4-11
Kaylee Page	--	--	5-6	2-4	7-10
Lanie Page	--	--	--	4-6	4-6
Anna Hammaker	--	--	3-4	--	3-4

## CHARGES DRAWN

	13-14	14-15	15-16	16-17	CAREER
Shaelyn Martin	--	19	24	23	66
Kindred Wesemann	12	12	14	12	50
Breanna Lewis	0	0	2	2	4
Kaylee Page	--	--	3	--	3
Erica Young	1	--	--	--	1
Kelly Thomson	1	--	--	--	1
Kayla Goth	--	--	--	1	1
Karyla Middlebrook	--	--	--	1	1

## DOUBLE-FIGURE

	13-14	14-15	15-16	16-17	CAREER
Breanna Lewis	5	19	30	25	79
Kindred Wesemann	7	10	18	30	65
Kaylee Page	--	--	8	10	18
Karyla Middlebrook	--	--	--	12	12
Shaelyn Martin	--	4	1	4	9
Eternati Willock	--	--	--	9	9
Kayla Goth	--	--	--	8	8
Peyton Williams	--	--	--	4	4
Kelly Thomson	2	--	--	--	2
Erica Young	0	2	--	--	2
Jessica Sheble	1	--	1	--	2
Lanie Page	--	--	--	1	1

## DOUBLE-FIGURE

	13-14	14-15	15-16	16-17	CAREER
Breanna Lewis	4	5	7	11	27
Shaelyn Martin	--	1	6	--	7
Eternati Willock	--	--	--	2	2
Kaylee Page	--	--	2	--	2
Kindred Wesemann	--	--	1	--	1
Peyton Williams	--	--	--	1	1

## DOUBLE-FIGURE

	13-14	14-15	15-16	16-17	CAREER
Kaylee Page	--	--	1	--	1

## K-STATE MARGIN OF VICTORY/DEFEAT

Points	1	2	3	4	5	6	7	8	9	10	11	12	13	14	15	16	17	18	19	20+
K-State Victory			1		2		2	1			1	2	4	1	2		1	1		5
K-State Defeat					2	1	1	1	1								2			3

	13-14	14-15	15-16	16-17	CAREER
Breanna Lewis	1	4	7	9	21
Eternati Willock	--	--	--	2	2
Kaylee Page	--	--	2	--	2
Kindred Wesemann	--	--	1	--	1
Peyton Williams	--	--	--	1	1

## CONSECUTIVE

	13-14	14-15	15-16	16-17	CAREER
Breanna Lewis	13*	33*	32*	34*	100*
Kindred Wesemann	15	18	32*	34*	66*
Shaelyn Martin	--	14	13	28*	28*
Kaylee Page	--	--	20	8	20
Kayla Goth	--	--	4	13	13
Eternati Willock	--	--	--	17	17
Karyla Middlebrook	--	--	--	26*	26*
Peyton Williams	--	--	--	11*	11*
Jessica Sheble	2	7	5	6	7
Erica Young	2	4	4	--	4
Kelly Thomson	4	--	3	1	4
Lanie Page	--	--	--	4	4
Anna Hammaker	--	--	3	--	3

\* - current

	13-14	14-15	15-16	16-17	CAREER
Breanna Lewis	24	33	32	34	123
Kindred Wesemann	9	32	32	34	107
Shaelyn Martin	--	33	32	26	91
Kaylee Page	--	--	32	6	38
Karyla Middlebrook	--	--	--	30	30
Peyton Williams	--	--	--	23	23
Kayla Goth	--	--	1	9	10
Erica Young	3	3	2	--	8
Eternati Willock	--	--	--	5	5
Kelly Thomson	1	--	--	1	2
Jessica Sheble	--	--	--	1	1

## GAMES LEADING K-STATE IN...

	13-14	14-15	15-16	16-17	CAREER
Breanna Lewis	3	11	16	14	44
Kindred Wesemann	1	5	10	11	27
Karyla Middlebrook	--	--	--	6	6
Kaylee Page	--	--	2	1	3
Kayla Goth	--	--	--	2	2
Shaelyn Martin	--	1	1	--	2
Kelly Thomson	2	--	--	--	2
Erica Young	0	1	--	--	1
Eternati Willock	--	--	--	1	1

	13-14	14-15	15-16	16-17	CAREER
Breanna Lewis	6	17	14	25	62
Shaelyn Martin	--	9	15	5	29
Eternati Willock	--	--	--	6	6
Kaylee Page	--	--	3	--	3
Jessica Sheble	1	1	1	--	3
Peyton Williams	--	--	--	3	3
Erica Young	1	--	--	--	1
Kayla Goth	--	--	1	--	1
Kindred Wesemann	--	--	1	--	1
Karyla Middlebrook	--	--	--	1	1

	13-14	14-15	15-16	16-17	CAREER
Kindred Wesemann	1	15	11	9	36
Shaelyn Martin	--	11	13	10	34
Karyla Middlebrook	--	--	--	16	16
Kaylee Page	--	--	6	1	7
Kayla Goth	--	--	2	4	6
Breanna Lewis	0	1	--	--	1
Eternati Willock	--	--	--	1	1

## HOW K-STATE SCORED FIRST POINTS

	Times	Record
Jump Shot	10	5-5
3-Pointer	8	7-1
Layup	13	9-4
Free Throw	3	2-1

K-State has made at least one 3-point field goal in 340 consecutive games, dating back to Feb. 7, 2007.

## Kansas State's Record When

	2016-17
Vs. AP Top 25	4-8
Vs. AP Top 10	0-5
In overtime	0-1
Scoring first	17-7
Ahead at the half	19-0
Behind at the half	3-10
Tied at the half	1-1
Leading entering 4th quarter	21-0
Trailing entering 4th quarter	2-11
Tied entering 4th quarter	-
Leading with 5:00 remaining	21-0
Trailing with 5:00 remaining	2-11
Tied with 5:00 remaining	-
In games decided by 3 points or less	1-0
In games decided by 4-10 points	5-6
In games decided by 11-15 points	10-0
In games decided by 16-20 points	4-2
In games decided by 21 or more points	3-3
K-State scores 100 or more points	-
K-State scores 90-99 points	-
K-State scores 80-89 points	4-1
K-State scores 70-79 points	7-1
K-State scores 60-69 points	12-2
K-State scores 50-59 points	0-5
K-State scores less than 50 points	0-2
Opponent scores 100 or more points	-
Opponent scores 90-99 points	0-1
Opponent scores 80-89 points	0-3
Opponent scores 70-79 points	2-2
Opponent scores 60-69 points	7-6
Opponent scores 50-59 points	7-0
Opponent scores less than 50 points	6-0
K-State shoots 50% or better	4-0
K-State shoots less than 50%	19-11
K-State shoots better than opponent	19-0
K-State shoots same as opponent	1-0
Opponent shoots 50% or better	1-3
Opponent shoots less than 50%	22-8
Opponent shoots better than K-State	3-11
K-State shoots 40% or better from 3-point arc	7-1
K-State shoots 70% or better from FT line	11-6
K-State has more FT attempts	17-7
Opponent has more FT attempts	4-4
K-State equals opponent in FT attempts	2-0
K-State out-rebounds opponent	20-1
Opponent out-rebounds K-State	3-10
K-State equals opponent in rebounds	-
K-State has more turnovers than opponent	9-3
K-State has less turnovers than opponent	13-7
K-State equals opponent in turnovers	1-1
On Mondays	1-2
On Tuesdays	1-0
On Wednesdays	4-3
On Thursdays	2-2
On Fridays	2-0
On Saturdays	9-2
On Sundays	4-2
In November	6-0
In December	4-3
In January	6-3
In February	5-3
In March	2-2
On the radio	23-11
On FSN	4-0
On FS1	0-2
On FOX Sports Oklahoma	1-0
On FCS Pacific	2-0
On FCS Central	1-1
On FOX Plus	1-1
On Cox Kansas/Time Warner Cable Sports Channel	3-1
On ROOT Sports	0-1
On ESPN2	1-1
On ESPN3	5-2
On K-StateHD.TV	1-0
On FloHoops.com	3-0

## K-State vs. Conferences

	16-17	All-Time
vs. American Athletic	1-1	10-7
vs. Atlantic Coast	1-0	7-7
vs. Big 12	11-7	174-174
vs. Conference USA	1-0	22-16
vs. Ivy League	1-0	9-1
vs. Missouri Valley	1-1	84-19
vs. Pac 12	0-1	46-45
vs. SEC	2-0	70-63
vs. Southland	1-0	14-3
vs. Summit League	1-0	26-2
vs. Sun Belt	1-0	12-6
vs. Western Athletic	1-0	18-3

## GAME 1 Chicago State 33 Kansas State 83 November 11, 2016 | Manhattan, Kan.

No.	N A M E	FG	3FG	FT	RB	PF	TP	A	MIN
14	Sanders, Sh'Toya	f	2-12	1-1	6-11	5-5	10	1	38
23	Allen, Kaylee	f	3-15	0-4	2-2	1-6	7	0	31
11	Harris, Konner	g	0-4	0-4	0-0	0-3	1	0	37
12	Thomas, Tiana	g	0-4	0-2	0-0	0-0	2	0	22
30	Cardo, Jessica	g	3-12	0-5	0-0	3-6	3	6	0
20	Nix, Caitlin	g	0-4	0-1	3-3	1-0	1	3	19
25	Harris, Destiny	g	2-6	0-0	1-4	2-1	3	5	0
TEAM					2-0				20
Totals		10-57	1-17	12-20	14-18	32	20	33	3

	1st Q	2nd Q	3rd Q	4th Q	Game
Field Goals	.133	.200	.188	.188	.175
Three-Point FG	.000	.333	.000	.000	.059
Free Throws	.500	.625	.500	.625	.600
Deadball Rebounds					4

No.	N A M E	FG	3FG	FT	RB	PF	TP	A	MIN
11	Williams, Peyton	f	6-10	0-0	3-5	6-6	12	1	31
50	Martin, Shaelyn	f	1-5	0-1	0-2	2-7	9	3	29
22	Lewis, Breanna	c	3-5	0-0	0-0	1-7	8	4	22
10	Goth, Kayla	g	9-11	3-4	2-3	1-7	8	0	23
24	Wesemann, Kindred	g	4-8	1-5	2-3	0-1	1	0	27
00	Sheble, Jessica	g	3-7	0-0	0-0	1-1	2	6	0
01	Page, Kaylee	g	2-5	2-5	4-4	0-3	3	10	2
05	Brooks, Mercedes	g	1-6	1-3	3-4	2-0	2	0	13
12	Thomson, Kelly	g	1-2	1-2	1-2	0-1	1	2	4
TEAM					3-2				7
Totals		30-59	8-20	15-23	16-35	51	15	83	18

	1st Q	2nd Q	3rd Q	4th Q	Game
Field Goals	.267	.438	.800	.538	.508
Three-Point FG	.000	.571	.500	.500	.400
Free Throws	.750	.571	.750	.625	.652
Deadball Rebounds					5

Officials: Billy Smith, Julie Krommenhoek, Nick Marshall  
Technical Fouls: Chicago State - None; Kansas State - None | Attendance: 4,851

Score by Periods	1st	2nd	3rd	4th	Total
Chicago State	5	10	7	11	33
Kansas State	11	22	28	22	83

## GAME 3 Lamar 43 Kansas State 68 November 20, 2016 | Manhattan, Kan.

No.	N A M E	FG	3FG	FT	RB	PF	TP	A	MIN
12	Desamours, Kiara	f	1-4	0-0	0-0	0-2	3	2	0
33	Bowers, Kiandra	f	5-13	0-0	1-4	7-9	16	0	35
10	Barrs, Chastadie	g	1-12	0-2	4-4	1-1	3	6	2
22	Mathis, DeAngela	g	4-14	0-0	0-0	3-2	5	8	35
23	Kinard, Moe	g	5-19	3-14	0-0	0-2	3	13	2
01	Boyd, Ivana	g	0-0	0-0	0-0	0-0	0	0	0
03	Green, Kyla	g	0-0	0-0	0-0	0-0	2	0	5
04	Laidler, Briana	g	0-0	0-0	0-0	1-0	1	0	0
05	O'Dell, Baileigh	g	0-1	0-0	0-0	3-1	1	0	1
24	Miles, Ashlan	g	1-6	1-5	0-0	1-0	1	3	1
TEAM					3-4				22
Totals		17-69	4-21	5-8	19-21	40	21	43	10

	1st Q	2nd Q	3rd Q	4th Q	Game
Field Goals	.222	.318	.200	.222	.246
Three-Point FG	.000	.400	.000	.250	.190
Free Throws	.500	.000	.500	1.000	.625
Deadball Rebounds					1

No.	N A M E	FG	3FG	FT	RB	PF	TP	A	MIN
11	Williams, Peyton	f	1-5	0-0	0-0	2-3	5	0	18
50	Martin, Shaelyn	f	0-3	0-0	0-0	0-4	1	0	4
22	Lewis, Breanna	c	9-12	0-0	0-0	5-9	14	0	29
21	Middlebrook, Karyla	g	1-2	0-0	2-2	0-1	4	4	20
24	Wesemann, Kindred	g	4-12	3-9	1-2	0-4	4	12	1
00	Sheble, Jessica	g	3-6	0-0	2-4	1-1	2	8	1
01	Page, Kaylee	g	2-5	2-4	0-0	0-2	0	6	21
03	Page, Lanie	g	0-0	0-0	0-0	0-1	0	0	1
05	Brooks, Mercedes	g	1-4	0-3	0-0	0-0	0	2	0
10	Goth, Kayla	g	5-9	1-4	0-0	1-3	2	11	3
12	Thomson, Kelly	g	1-1	1-1	0-0	0-0	0	3	0
13	Willock, Eternati	g	1-5	0-0	0-0	2-1	1	2	3
TEAM					4-4				15
Totals		28-64	7-21	5-8	15-33	48	10	68	21

	1st Q	2nd Q	3rd Q	4th Q	Game
Field Goals	.571	.563	.222	.438	.438
Three-Point FG	.625	.250	.000	.250	.333
Free Throws	1.000	.500	.000	1.000	.625
Deadball Rebounds					5

Officials: Metta Roberts, Kevin Pethel, Greg Small  
Technical Fouls: Lamar - None; Kansas State - None | Attendance: 4,156

Score by Periods	1st	2nd	3rd	4th	Total
Lamar	5	16	10	12	43
Kansas State	23	20	8	17	68

## GAME 5 Kansas State 69 LSU 54 November 25, 2016 | St. Thomas, USVI

No.	N A M E	FG	3FG	FT	RB	PF	TP	A	MIN
21	Middlebrook, Karyla	f	1-4	1-4	1-2	0-4	1	4	5
22	Lewis, Breanna	f	4-4	0-0	1-2	3-5	4	9	0
50	Martin, Shaelyn	c	2-2	0-0	0-0	0-5	1	4	3
13	Willock, Eternati	g	2-7	0-0	2-2	0-4	3	6	1
24	Wesemann, Kindred	g	7-17	5-15	5-5	0-3	0	24	4
00	Sheble, Jessica	g	2-5	0-0	0-0	2-1	2	4	13
01	Page, Kaylee	g	3-5	3-5	0-0	0-2	1	9	1
03	Page, Lanie	g	0-1	0-0	1-2	0-0	0	1	0
05	Brooks, Mercedes	g	0-1	0-0	0-0	0-0	0	1	0
10	Goth, Kayla	g	1-2	1-2	0-0	0-1	0	3	2
11	Williams, Peyton	g	1-3	0-0	0-0	0-2	2	2	0
12	Thomson, Kelly	g	1-1	1-1	0-0	0-0	0	3	0
TEAM					4-4				20
Totals		24-52	11-27	10-13	9-27	36	15	69	18

	1st Q	2nd Q	3rd Q	4th Q	Game
Field Goals	.333	.533	.500	.500	.462
Three-Point FG	.400	.333	.500	.429	.407
Free Throws	.000	1.000	1.000	.500	.769
Deadball Rebounds					5

No.	N A M E	FG	3FG	FT	RB	PF	TP	A	MIN
05	Mitchell, Ayana	f	1-7	0-0	2-6	1-1	2	4	1
00	Jackson, Chloe	g	6-13	3-6	0-0	0-6	0	15	1
02	Norton, Shanice	g	0-4	0-0	2-2	1-1	2	2	1
11	Morncier, Raigene	g	4-12	0-0	2-2	2-4	3	10	4
20	Hyder, Alexis	g	4-10	0-2	1-3	2-3	5	9	2
01	Deemer, Jenna	g	0-1	0-1	0-0	0-0	1	0	1
10	Rhodes, Jasmine	g	2-5	0-0	0-0	2-1	2	4	0
13	Hill, Rina	g	3-4	0-0	0-0	1-0	2	6	0
15	Bidukindia, Yas	g	2-3	0-0	0-0	0-1	1	4	0
30	Richard-Harris, J.	g	0-0	0-0	0-0	0-0	0	0	1
TEAM					2-3				8
Totals		22-59	3-9	7-13	11-18	29	20	54	11

	1st Q	2nd Q	3rd Q	4th Q	Game
Field Goals	.375	.429	.429	.318	.373
Three-Point FG	.667	.200	.000	.000	.333
Free Throws	.000	.750	.500	1.000	.538
Deadball Rebounds					4

Officials: Technical Fouls: LSU - None; Kansas State - None | Attendance: 65

Score by Periods	1st	2nd	3rd	4th	Total
Kansas State	12	20	19	18	69
LSU	14	16	8	16	54

## GAME 2 Tulsa 62 Kansas State 82 November 14, 2016 | Manhattan, Kan.

No.	N A M E	FG	3FG	FT	RB	PF	TP	A	MIN
00	Elliott, Kendrian	f	3-6	0-0	0-0	3-3	6	1	17
35	Spoel, Liesl	f	2-6	1-2	0-0	0-0	3	5	1
03	Wakefield, Erika	g	6-9	1-2	2-4	0-1	2	15	3
10	Gaulden, Alexis	g	1-3	1-3	0-0	0-3	2	3	17
13	Hughes, Ashley	g	1-4	1-3	0-0	0-4	1	3	20
02	Perez, Tatyana	g	1-1	2-8	2-2	1-2	1	10	1
04	Richards, Addison	g	1-2	0-0	0-0	0-1	0	2	0
11	Parker, Ebony	g	5-13	5-12	0-0	0-1	2	15	1
12	Dickson, Shug	g	0-0	0-0	1-2	0-0	2	1	8
22	Pongonis, Jessica	g	0-1	0-1	0-0	0-2	2	0	12
25	Scales, Tyjae	g	1-1	0-0	0-0	0-3	3	2	0
33	Pulk, Crystal	g	0-0	0-0	0-0	0-1	1	0	0
TEAM					0-1				9
Totals		23-56	11-31	5-8	4-22	26	22	62	15

	1st Q	2nd Q	3rd Q	4th Q	Game
Field Goals	.400	.400	.500	.357	.411
Three-Point FG	.429	.500	.200	.273	.355
Free Throws	.000	1.000	.500	.000	.625
Deadball Rebounds					4

No.	N A M E	FG	3FG	FT	RB	PF	TP	A	MIN
11	Williams, Peyton	f	3-6	0-0	2-2	2-5	7	0	2
50	Martin, Shaelyn	f	3-6	0-1	4-5	3-2	5	10	4
22	Lewis, Breanna	c	9-13	0-0	0-0	3-3	4	18	1
10	Goth, Kayla	g	5-6	0-1	0-0	0-1	1	10	1
24	Wesemann, Kindred	g	4-9	2-6	2-2	0-2	0	12	2
00	Sheble, Jessica	g	2-3	0-0	0-0	2-2	1	4	0
01	Page, Kaylee	g	0-3	0-1	0-2	0-2	1	0	19
05	Brooks, Mercedes	g	0-3	0-0	0-0	0-0	0	0	8
12	Thomson, Kelly	g	0-0	0-0	0-0	0-0	0	0	3
13	Willock, Eternati	g	4-8	0-1	3-7	2-5	2	11	2
21	Middlebrook, Karyla	g	4-8	0-0	1-2	1-5	2	9	1
TEAM					0-1				13
Totals		34-68	2-10	12-20	13-28	41	12	82	15

	1st Q	2nd Q	3rd Q	4th Q	Game
Field Goals	.353	.650	.533	.438	.500
Three-Point FG	.333	.000	.250	.000	.200
Free Throws	1.000	.750	.571	.200	.600
Deadball Rebounds					7

Officials: Dee Kanter, Beverly Roberts, Michael McConnell  
Technical Fouls: Tulsa - None; Kansas State - None | Attendance: 4,094

Score by Periods	1st	2nd	3rd	4th	Total
Tulsa	15	18	16	13	62
Kansas State	17	29	21	15	82</



**GAME 7**  
(23/rv) Auburn  
(rv/-) Kansas State  
December 1, 2016 | Manhattan, Kan.66  
71

Auburn (6-2)										
No.	N A M E	FG	3FG	FT	RB	PF	TP	A	MIN	
15	Jones, Jazmine	f	1-1	0-0	1-2	1-2-3	5	3	1	24
23	Jones, Jessica	f	0-1	0-0	0-0	3-1-4	5	0	0	16
10	Montgomery, Brandy	g	4-18	3-12	0-0	3-2-5	1	11	2	31
13	Frerking, Katie	g	7-16	2-6	6-6	3-3-6	4	22	4	36
33	McKay, Janiah	g	6-10	3-4	0-3	0-3-3	0	15	3	31
03	Sanders, Erica		0-1	0-0	0-0	2-0-2	5	0	0	15
05	Jones, Emari		3-6	2-4	0-0	0-1-1	2	8	0	18
14	Lewis, Tiffany		1-6	1-4	2-2	0-0-0	0	5	0	9
22	Gray, Ekiya		0-0	0-0	0-0	0-1-1	0	0	0	10
40	Dieng, Khady		1-3	0-1	0-0	0-0-0	1	2	2	10
	TEAM				1-0-1					
	Totals		23-62	8-30	12-14	13-13-26	23	66	12	200
	Field Goals		1st Q	2nd Q	3rd Q	4th Q				Game
			.400	.385	.333	.357				.371
	Three-Point FG		.200	.167	.400	.222				.267
	Free Throws		1.000	.000	1.000	.750				.857
	Deadball Rebounds									5

Kansas State (7-0)										
No.	N A M E	FG	3FG	FT	RB	PF	TP	A	MIN	
13	Willock, Etemati	f	3-6	0-0	3-5	1-2-3	2	9	2	17
22	Lewis, Breanna	c	6-10	0-0	1-2	3-6-9	4	13	0	26
10	Goth, Kayla		2-7	0-2	4-4	2-3-5	1	8	2	29
21	Middlebrook, Karyla	g	0-2	0-2	0-2	0-1-1	3	0	2	18
24	Wesemann, Kindred	g	5-10	4-9	2-3	0-2-2	3	16	4	38
00	Sheble, Jessica		1-1	0-0	0-0	0-1-1	0	2	0	11
01	Page, Kaylee		1-5	1-5	0-0	1-1-2	0	3	0	13
11	Williams, Peyton		4-5	0-0	3-4	3-2-5	1	11	0	19
50	Martin, Shaelyn		2-5	1-1	4-6	5-4-9	0	9	7	29
	TEAM				0-2-2					
	Totals		24-51	6-19	17-26	15-24-39	14	71	17	200
	Field Goals		1st Q	2nd Q	3rd Q	4th Q				Game
			.500	.615	.500	.313				.471
	Three-Point FG		.200	.400	.333	.333				.316
	Free Throws		.667	.600	.625	.700				.654
	Deadball Rebounds									7

Officials: Jesse Dickerson, Katie Lukanich, Cheryl Flores  
Technical Fouls: Auburn - None; Kansas State-Willock | Attendance: 4160

Score by Periods	1st	2nd	3rd	4th	Total
Auburn	21	11	16	18	66
Kansas State	13	21	18	19	71

**GAME 8**  
(rv/-) Kansas State  
Omaha  
December 4, 2016 | Omaha, Neb.70  
57

Kansas State (8-0)										
No.	N A M E	FG	3FG	FT	RB	PF	TP	A	MIN	
11	Williams, Peyton	f	1-2	0-0	4-4	0-3-3	0	6	1	16
50	Martin, Shaelyn	f	1-2	0-0	5-6	3-3-6	1	7	2	25
22	Lewis, Breanna	c	9-12	0-0	4-5	2-10-12	1	22	1	28
21	Middlebrook, Karyla	g	3-6	0-1	0-0	0-2-2	4	6	5	22
24	Wesemann, Kindred	g	5-11	3-8	0-0	0-5-5	0	13	1	35
00	Sheble, Jessica		0-2	0-0	0-0	0-0-0	3	0	0	7
01	Page, Kaylee		0-5	0-4	0-0	1-1-2	0	0	1	19
03	Page, Lanie		0-0	0-0	0-0	1-0-1	0	0	0	1
05	Brooks, Mercedes		0-1	0-0	2-2	0-0-0	1	2	0	3
10	Goth, Kayla		3-11	2-5	1-2	1-3-4	1	9	4	28
12	Thomson, Kelly		0-0	0-0	0-0	0-0-0	0	0	0	1
13	Willock, Etemati		2-5	0-0	1-1	3-2-5	1	5	3	15
	TEAM				1-0-1					
	Totals		24-57	5-18	17-20	12-29-41	12	70	18	200
	Field Goals		1st Q	2nd Q	3rd Q	4th Q				Game
			.500	.467	.333	.400				.421
	Three-Point FG		.000	.375	.000	.333				.278
	Free Throws		1.000	.750	.875	1.000				.850
	Deadball Rebounds									6

Omaha (4-4)										
No.	N A M E	FG	3FG	FT	RB	PF	TP	A	MIN	
22	Shaw, Mikaela	f	7-17	0-1	4-4	2-3-5	3	18	2	37
10	Vaccher, Courtney	c	0-1	0-0	1-2	1-1-2	2	1	0	18
05	Vidal, Amber	g	2-4	2-3	2-2	0-3-3	4	8	3	29
33	Davenport, Remy	g	5-11	5-10	0-0	0-2-2	3	15	4	36
44	Dapprich, Michaela	g	3-16	2-7	1-2	2-4-6	2	9	2	34
14	Preston, Marissa		0-4	0-3	0-0	1-1-2	1	0	1	15
21	Lujan, Abi		0-0	0-0	0-0	0-0-0	0	0	0	2
34	Brecht, Ellie		2-7	2-7	0-0	1-3-4	0	6	1	22
40	Bridgeman, Jay		0-0	0-0	0-0	0-0-0	1	0	0	3
43	Dapprich, Moniah		0-0	0-0	0-0	0-0-0	0	0	0	4
	TEAM				1-3-4					
	Totals		19-60	11-31	8-10	8-20-28	16	57	13	200
	Field Goals		1st Q	2nd Q	3rd Q	4th Q				Game
			.313	.333	.313	.308				.317
	Three-Point FG		.333	.333	.375	.400				.355
	Free Throws		1.000	.000	.500	.833				.800
	Deadball Rebounds									4

Officials: Zac Brost, Nick Marshall, Ashley Gilpin  
Technical Fouls: Kansas State-None; Omaha-None | Attendance: 663

Score by Periods	1st	2nd	3rd	4th	Total
Kansas State	12	23	17	18	70
Omaha	15	13	14	15	57

**GAME 9**  
UT-Arlington  
(rv/rv) Kansas State  
December 7, 2016 | Manhattan, Kan.49  
62

UT-Arlington (5-2)										
No.	N A M E	FG	3FG	FT	RB	PF	TP	A	MIN	
44	VanDijk, Rebekah	c	6-9	0-0	2-3	2-7-9	3	14	1	39
00	Johnson, Cierra	g	3-10	1-3	1-2	1-1-2	2	8	6	37
02	Billie, Lauren	g	0-1	0-1	0-0	0-0-0	3	0	0	8
14	Mattingly, Ericka	g	3-4	0-1	1-2	0-1-1	1	7	3	34
23	Davers, Christina	g	2-18	0-4	0-0	1-1-2	3	4	1	36
04	Clark, Breck		1-4	1-2	0-0	0-1-1	1	3	0	6
05	LeJune, Miranda		0-1	0-1	0-0	0-0-0	0	0	0	8
11	Richards, Shelby		0-0	0-0	0-0	1-0-1	0	0	1	12
24	Evans, Aysia		5-6	3-3	0-0	0-0-0	4	13	1	19
25	Te'o, Allyson		0-0	0-0	0-0	0-0-0	1	0	0	1
	TEAM				6-4-10					
	Totals		20-53	5-15	4-7	11-15-26	18	49	13	200
	Field Goals		1st Q	2nd Q	3rd Q	4th Q				Game
			.417	.308	.500	.250				.377
	Three-Point FG		.000	.667	.400	.200				.333
	Free Throws		.000	.500	.500	1.000				.571
	Deadball Rebounds									3

Kansas State (9-0)										
No.	N A M E	FG	3FG	FT	RB	PF	TP	A	MIN	
13	Willock, Etemati	f	4-5	0-0	1-1	1-2-3	1	9	1	25
22	Lewis, Breanna	c	7-11	0-0	1-4	4-7-11	3	15	2	30
10	Goth, Kayla		6-10	0-4	0-0	1-1-2	0	12	1	26
21	Middlebrook, Karyla	g	1-6	0-2	2-2	0-2-2	1	4	3	22
24	Wesemann, Kindred	g	2-6	2-5	4-4	0-1-1	0	10	2	28
00	Sheble, Jessica		0-1	0-0	1-2	0-1-1	0	1	0	5
01	Page, Kaylee		1-3	1-3	0-0	0-0-0	2	3	1	14
03	Page, Lanie		0-0	0-0	0-0	0-0-0	0	0	0	2
05	Brooks, Mercedes		0-1	0-0	0-0	0-0-0	0	0	0	4
11	Williams, Peyton		1-2	0-0	0-0	1-2-3	1	2	1	16
12	Thomson, Kelly		0-0	0-0	0-0	0-0-0	0	0	0	3
50	Martin, Shaelyn		1-4	0-0	4-4	3-4-7	0	6	3	25
	TEAM				1-2-3					
	Totals		23-49	3-14	13-17	11-22-33	8	62	14	200
	Field Goals		1st Q	2nd Q	3rd Q	4th Q				Game
			.556	.385	.462	.500				.469
	Three-Point FG		.333	.167	.500	.000				.214
	Free Throws		1.000	1.000	.667	.750				.765
	Deadball Rebounds									4

Officials: Lisa Mattingly, Melissa Barlow, Amy Bonner  
Technical Fouls: UT-Arlington - None; Kansas State-None | Attendance: 4050

Score by Periods	1st	2nd	3rd	4th	Total
UT-Arlington	10	11	19	9	49
Kansas State	13	13	19	17	62

**GAME 10**  
(1/2) Connecticut  
(rv/rv) Kansas State  
December 11, 2016 | Manhattan, Kan.75  
58

Connecticut (9-0)										
No.	N A M E	FG	3FG	FT	RB	PF	TP	A	MIN	
24	Collier, Naphessa	f	10-15	0-1	2-3	2-6-8	1	22	4	36
33	Samuelson, Katie Lou	f	10-21	6-13	0-0	0-1-1	3	26	3	39
05	Dangerfield, Crystal	g	3-9	0-5	0-0	1-3-4	1	6	5	37
11	Nurse, Kia	g	4-7	2-4	3-4	1-3-4	2	13	5	39
15	Williams, Gabby	g	2-8	0-0	2-3	3-7-10	3	6	5	30
10	Bent, Molly		0-0	0-0	0-0	0-0-0	0	0	0	1
20	Lawlor, Tierney		0-0	0-0	0-0	0-0-0	0	0	0	1
25	Irwin, Kyla		0-0	0-0	0-0	0-0-0	0	0	0	1
51	Butler, Natalie		1-1	0-0	0-0	1-2-3	3	2	2	16
	TEAM				3-2-5					
	Totals		30-61	8-23	7-10	11-24-35	13	75	24	200
	Field Goals		1st Q	2nd Q	3rd Q	4th Q				Game
			.625	.533	.444	.333				.492
	Three-Point FG		.571	.429	.200	.000				.348
	Free Throws		1.000	.500	.600	1.000				.700
	Deadball Rebounds									5

50	Marin, Shaelyn	f	1-6	0-0	0-0	1-3-4	3	2	3	27
22	Lewis, Breanna	c	9-14	0-0	0-0	5-2-7	2	18	1	34
21	Middlebrook, Kayla	f	3-6	0-1	5-6	0-1-1	2	11	2	30
24	Wesemann, Kindred	g	3-10	3-6	0-0	0-4-4	1	9	3	38
00	Sheble, Jessica		0-1	0-0	0-0	0-1-1	0	0	0	5
01	Page, Kaylee		1-5	1-5	2-2	0-2-2	1	5	1	20
03	Page, Lanie		1-1	0-0	0-0	0-0-0	0	2	0	1
05	Brooks, Mercedes		0-1	0-0	0-0	1-0-1	0	0	1	1
10	Goth, Kayla		3-4	0-0	1-2	0-1-0	0	7	1	18
12	Thomson, Kelly		0-0	0-0	0-0	0-0-0	1	0	0	1
13	Willcock, Eternati		1-5	0-0	0-1	0-2-2	2	2	0	15
	TEAM					1-2-3				
	Totals		22-55	4-12	10-13	9-19-28	12	58	13	200
			1st Q	2nd Q	3rd Q	4th Q				Game
	Field Goals		.267	.615	.400	.333				.400
	Three-Point FG		.000	.750	.333	.000				.333
	Free Throws		.000	.800	.700	.750				.769
	Deadball Rebounds									2

GAME 13 (rv/-) Kansas State (3/4) Baylor December 29, 2016 | Waco, Texas 57 87

Kansas State (10-3, 0-1 Big 12)										
No.	N A M E		FG	3FG	FT	RB	PF	TP	A	MIN
01	Page, Kaylee	f	1-3	0-2	1-2	0-2-2	2	3	2	19
22	Lewis, Breanna	c	6-14	0-0	2-2	1-6-7	4	14	0	30
21	Middlebrook, Kayla	g	3-8	0-1	7-8	1-2-3	5	13	1	28
24	Wesemann, Kindred	g	5-16	4-11	2-2	1-0-1	0	16	1	32
50	Martin, Shaelyn	g	0-4	0-1	1-4	1-3-4	3	1	0	29
00	Sheble, Jessica	g	0-2	0-0	0-0	1-0-1	4	0	1	11
03	Page, Lanie	g	1-1	1-1	0-0	0-0-0	0	3	0	5
05	Brooks, Mercedes	g	0-3	0-1	2-2	0-1-1	0	2	0	3
10	Goth, Kayla	g	0-3	0-1	2-2	1-2-3	2	2	4	20
11	Williams, Peyton	g	1-3	0-0	1-2	1-2-3	0	3	0	21
12	Thomson, Kelly	g	0-0	0-0	0-0	0-0-0	1	0	0	2
TEAM						2-1-3				
Totals			17-57	5-18	18-24	9-19-28	21	57	9	200

	1st Q	2nd Q	3rd Q	4th Q	Game
Field Goals	.273	.357	.235	.333	.298
Three-Point FG	.400	.000	.000	.600	.278
Free Throws	.667	1.000	.667	.857	.750
Deadball Rebounds					3

Baylor (12-1, 1-0 Big 12)										
No.	N A M E		FG	3FG	F T	RB	PF	TP	A	MIN
13	Davis, Nina	f	5-11	0-0	4-5	3-0-3	1	14	1	20
21	Brown, Kalani	c	10-14	0-0	2-2	5-7-12	2	22	2	20
04	Wallace, Kristy	g	0-2	0-1	1-2	0-3-3	2	1	8	21
12	Prince, Alexia	g	6-9	1-3	1-1	3-1-4	1	14	1	26
30	Jones, Alexis	g	2-8	1-3	0-0	0-5-5	1	5	8	31
01	Cohen, Dekeiya	g	1-3	0-0	0-0	2-4-6	0	2	0	11
10	Gulley, Alexandria	g	0-0	0-0	0-0	0-0-0	0	0	0	2
15	Cox, Lauren	g	5-9	0-0	2-2	3-1-4	2	12	0	9
20	Landrum, Calveion	g	1-4	0-3	0-0	1-0-1	1	2	2	14
24	Chou, Natalie	g	1-4	0-1	2-2	0-2-2	3	4	0	14
55	Dry, Alyssa	g	0-0	0-0	0-0	0-0-0	0	0	0	2
32	Mompriemer, Beatrice	g	3-6	0-0	1-3	2-6-8	1	7	0	17
55	Cave, Khadijah	g	2-3	0-0	0-1	1-4-5	2	4	0	13

	1st Q	2nd Q	3rd Q	4th Q	Game
Field Goals	.500	.409	.625	.462	.493
Three-Point FG	.500	.000	.000	.000	.182
Free Throws	.250	1.000	.800	.875	.722
Deadball Rebounds					1

Officials: Beverly Roberts, Felicia Grinter, Bob Trammell  
Technical Fouls: Kansas State-None; Baylor-None | Attendance: 7087

Score by Periods	1st	2nd	3rd	4th	Total
Kansas State	16	12	10	19	57
Baylor	25	19	24	19	87

GAME 14 (12/12) West Virginia (rv/-) Kansas State January 1, 2017 | Manhattan, Kan. 71 86

West Virginia (13-1, 1-1 Big 12)										
No.	N A M E	FG	3FG	FT	RB	PF	TP	A	MIN	
11	Mulrow, Teana	f	5-10	5-7	0-0	0-1-1	3	15	2	36
13	King, Kristina	f	5-10	0-0	1-1	2-4-6	2	11	0	27
15	Montgomery, Lanay	c	3-6	0-0	2-2	4-5-9	4	8	1	25
05	Martin, Tynece	g	5-12	3-9	1-2	0-0-0	1	14	6	38
12	Ray, Chanika	g	7-17	6-10	3-4	0-4-4	4	23	7	37
20	Rhodes, Desiree		0-0	0-0	0-0	0-1-1	1	0	0	14
22	Pardee, Katrina		0-3	0-2	0-0	0-2-2	2	0	1	13
24	Martin, Anja		0-1	0-1	0-0	1-1-2	0	0	0	10
TEAM					3-0-3					
Totals		25-59	14-29	7-9	10-18-28	17	71	17	200	

	1st Q	2nd Q	3rd Q	4th Q	Game
Field Goals	.583	.353	.438	.357	.424
Three-Point FG	.714	.571	.250	.429	.483
Free Throws	.500	1.000	.000	.750	.778
Deadball Rebounds					4

Kansas State (11-3, 1-1 Big 12)												
No.	N A M E		FG	3FG	FT	RB	PF	TP	A	MIN		
11	Williams, Peyton	f	0-1	0-0	0-0	0-0-0	0	0	2	8		
50	Martin, Shaelyn	f	4-6	0-1	2-3	1-1-2	1	10	8	33		
22	Lewis, Breanna	c	10-15	0-0	3-4	5-4-9	3	23	0	32		
21	Middlebrook, Kayla	g	4-7	0-1	1-1	0-1-1	4	9	1	26		
24	Wesemann, Kindred	g	6-15	4-9	0-0	0-4-4	0	16	5	38		
00	Sheble, Jessica		1-2	0-0	2-2	1-3-4	0	4	1	6		
01	Page, Kaylee		4-10	2-7	0-0	0-3-3	2	10	0	24		
05	Brooks, Mercedes		0-0	0-0	0-0	0-0-0	0	0	0	0		
10	Goth, Kayla		2-2	1-1	0-0	1-1-2	2	5	0	11		
12	Thomson, Kelly		0-0	0-0	0-0	0-0-0	0	0	0	0		
13	Willock, Eternati		4-6	0-0	1-2	2-2-4	0	9	2	22		
TEAM			1-5-6									
Totals			35-64	7-19	9-12	11-24-35	12	86	19	200		

	1st Q	2nd Q	3rd Q	4th Q	Game
Field Goals	.588	.632	.467	.462	.547
Three-Point FG	.429	.200	.600	.000	.368
Free Throws	1.000	.500	1.000	.000	.750
Deadball Rebounds					1

Officials: Bryan Enterline, Brian Garland, Nick Marshall  
Technical Fouls: West Virginia-None; Kansas State-None | Attendance: 4825

Score by Periods	1st	2nd	3rd	4th	Total
West Virginia	20	19	16	16	71
Kansas State	24	27	23	12	86

GAME 15 (25/rv) Kansas State (20/24) Oklahoma January 4, 2017 | Norman, Okla. 80 85 ot

Kansas State (11-4, 1-2 Big 12)										
No.	N A M E	FG	3FG	FT	RB	PF	TP	A	MIN	
11	Williams, Peyton	f	2-3	0-0	0-0	1-2-3	0	4	0	22
22	Lewis, Breanna	c	7-14	0-0	1-2	0-6-6	5	15	0	25
21	Middlebrook, Kayla	g	10-19	1-3	6-8	0-7-7	4	27	3	44
24	Wesemann, Kindred	g	3-11	2-7	3-4	0-4-4	1	11	4	41
50	Martin, Shaelyn	g	2-6	2-2	6-6	1-5-6	1	12	3	37
00	Sheble, Jessica		0-2	0-0	0-0	1-1-2	1	0	0	7
01	Page, Kaylee		0-3	0-3	0-0	0-1-1	1	0	1	12
10	Goth, Kayla		0-0	0-0	0-2	0-1-1	2	0	0	11
13	Willock, Eternati		4-9	0-0	3-4	4-5-9	3	11	1	26
TEAM Totals			28-67	5-15	19-26	11-34-45	18	80	12	225

	1st Q	2nd Q	3rd Q	4th Q	OT	Game
Field Goals	.294	.313	.545	.471	.667	.418
Three-Point FG	.200	.400	.333	1.000	.000	.333
Free Throws	.250	.500	.833	1.000	.833	.731
Deadball Rebounds						3

Oklahoma (12-3, 3-0 Big 12)										
No.	N A M E		FG	3FG	FT	RB	PF	TP	A	MIN
32	Mulkey, Nancy	c	2-8	0-0	0-0	1-1-2	4	4	2	23
10	Little, Peyton	g	3-15	2-7	0-0	1-2-3	3	8	3	45
21	Ortiz, Gabbi	g	5-9	4-4	2-4	0-4-4	2	16	3	38
23	Manning, Maddie	g	8-15	1-3	3-6	1-10-11	3	20	4	43
33	Dungee, Chelsea	g	3-8	0-2	0-0	0-2-2	1	6	1	23
00	Pierre-Louis, Vionise	g	6-8	0-0	5-5	2-4-6	3	17	4	18
02	Edwards, T'ona	g	1-1	0-0	0-0	0-2-2	0	2	4	9
03	Wyatt, Derica	g	0-0	0-0	0-0	0-0-0	0	0	0	3
12	Penzo, Gileysa	g	0-0	0-0	0-0	0-0-0	0	0	0	0+
24	Odumgbe, Ijeoma	g	0-0	0-0	0-0	0-3-3	1	0	0	3
25	Carter, G'oya	g	5-10	1-2	1-2	1-3-4	4	12	1	20
30	Treecce, McKenna	g	0-0	0-0	0-0	0-0-0	0	0	0	0+
TEAM Totals			33-74	8-18	11-17	42-51	21	85	22	225

	1st Q	2nd Q	3rd Q	4th Q	OT	Game
Field Goals	.421	.286	.476	.385	.857	.446
Three-Point FG	.714	.000	.000	.500	1.000	.444
Free Throws	1.000	.000	.500	.500	.714	.647
Deadball Rebounds						3

Officials: Michael Price, Cameron Inouye, Roy Gulbeyan  
Technical Fouls: Kansas State-None; Oklahoma-None | Attendance: 3194

Score by Periods	1st	2nd	3rd	4th	OT	Total
Kansas State	12	14	18	23	13	80
Oklahoma	25	8	21	33	18	85

GAME 16 Texas Tech (25/rv) Kansas State January 7, 2017 | Manhattan, Kan. 54 68

Texas Tech (10-5, 2-2 Big 12)										
No.	N A M E	FG	3FG	FT	RB	PF	TP	A	MIN	
20	Brewer, Brittany	f	3-6	0-0	0-1	1-3-4	3	6	2	24
12	Terry, Jada	c	1-4	0-0	1-2	3-2-5	4	3	2	27
09	Cookley, Ivonne	g	4-13	0-0	0-0	0-2-2	4	8	1	17
04	Caldwell, Reese	g	2-11	1-7	0-0	2-6-8	1	5	6	36
23	Quinn, Anellia	f	3-10	0-0	4-4	0-0-0	2	16	2	18
05	Brooks, Larryn	f	2-6	0-0	0-0	0-0-0	2	5	1	28
10	Brent, Grayson	c	3-5	2-3	0-0	1-0-1	0	8	2	16
32	Olabode, Dayo	f	3-7	3-6	0-0	1-5-6	1	9	1	20
42	McKenzie, Ionna	f	0-1	0-0	0-0	1-2-3	1	0	0	6
TEAM					4-2-6					
Totals			21-63	7-23	5-7	13-25-38	18	54	14	200



**GAME 19**  
**TCU (22/rv) Kansas State**  
**January 18, 2017 | Manhattan, Kan.**

TCU (9-9, 1-6 Big 12)												
No.	N A M E	FG	3FG	FT	RB	PF	TP	A	MIN			
00	Okonkwo, Amy	f	5-9	0-0	3-4	2-2-4	3	13	0	24		
33	Akomolafe, Adeola	f	1-3	0-0	3-4	1-1-2	1	5	0	22		
15	Botts, Jada	g	1-9	0-3	5-6	2-1-3	4	7	1	29		
23	Alix, AJ	g	0-7	0-3	0-0	0-3-3	1	0	1	23		
25	Ray, Kianna	g	2-9	2-5	0-0	1-4-5	3	6	3	34		
01	Thompson, Torree		4-10	1-4	3-4	3-0-3	2	12	3	23		
03	Christian, Mikayla		0-0	0-0	0-0	0-0-0	1	0	0	4		
04	Ramirez, Amber		4-11	3-7	0-0	0-0-0	2	11	1	26		
22	Moore, Jordan		2-5	0-0	5-6	1-7-8	3	9	1	14		
55	Willie, Carol		0-0	0-0	0-0	0-0-0	2	0	0	1		
TEAM												
Totals												
1st Q 2nd Q 3rd Q 4th Q Game												
Field Goals .385 .235 .333 .278 .302												
Three-Point FG .500 .400 .333 .000 .273												
Free Throws .667 .500 .500 .929 .792												
Deadball Rebounds												

Kansas State (15-4, 5-2 Big 12)												
No.	N A M E	FG	3FG	FT	RB	PF	TP	A	MIN			
11	Williams, Peyton	f	1-1	0-0	1-1	0-2-2	0	3	2	10		
50	Martin, Shaelyn	f	2-4	0-0	4-5	0-4-4	4	8	3	25		
22	Lewis, Breanna	c	9-11	0-0	3-4	2-7-9	3	21	1	28		
21	Middlebrook, Karyla	g	1-5	0-0	4-6	0-4-4	4	6	3	23		
24	Wesemann, Kindred	g	5-12	5-11	3-4	0-4-4	2	18	1	39		
00	Sheble, Jessica		0-2	0-0	0-0	0-1-1	1	0	0	9		
01	Page, Kaylee		2-7	2-6	0-0	0-3-3	2	6	4	24		
10	Goth, Kayla		1-2	0-0	0-0	1-2-3	0	2	4	15		
12	Thompson, Kelly		0-0	0-0	0-0	0-0-0	0	0	0	0+		
13	Willock, Eternati		5-8	0-0	0-2	2-6-8	2	10	4	27		
TEAM												
Totals												
1st Q 2nd Q 3rd Q 4th Q Game												
Field Goals .429 .364 .556 .667 .500												
Three-Point FG .500 .000 .625 .333 .412												
Free Throws .000 .857 .000 .600 .682												
Deadball Rebounds												

Officials: Felicia Grinter, Melissa Barlow, Jesse Dickerson  
Technical Fouls: TCU-None; Kansas State-None | Attendance: 4735

Score by Periods	1st	2nd	3rd	4th	Total
TCU	16	11	13	23	63
Kansas State	13	14	25	22	74

**GAME 20**  
**(22/rv) Kansas State**  
**Iowa State**  
**January 21, 2017 | Ames, Iowa**

Kansas State (15-5, 5-3 Big 12)												
No.	N A M E	FG	3FG	FT	RB	PF	TP	A	MIN			
11	Williams, Peyton	f	0-0	0-0	0-0	0-1-1	0	0	1	11		
21	Middlebrook, Karyla	g	2-6	0-0	4-4	0-1-1	3	8	2	19		
22	Lewis, Breanna	c	7-12	0-0	0-0	1-4-5	3	14	2	32		
24	Wesemann, Kindred	g	4-10	2-7	0-0	1-1-2	0	10	6	38		
50	Martin, Shaelyn	f	5-8	1-2	0-1	1-4-5	3	11	5	31		
00	Sheble, Jessica		0-1	0-0	0-0	0-1-1	0	0	0	1		
01	Page, Kaylee		5-9	4-8	0-0	0-3-3	1	14	2	31		
03	Page, Lanie		1-2	0-1	0-0	0-0-0	0	2	0	4		
05	Brooks, Mercedes		0-0	0-0	0-0	0-0-0	0	0	0	0+		
10	Goth, Kayla		4-7	1-2	1-2	1-2-3	4	10	3	20		
12	Thompson, Kelly		0-0	0-0	0-0	0-0-0	0	0	0	0+		
13	Willock, Eternati		0-3	0-0	0-0	1-0-1	0	0	1	13		
TEAM												
Totals												
1st Q 2nd Q 3rd Q 4th Q Game												
Field Goals .385 .429 .533 .563 .483												
Three-Point FG .333 .000 .400 .500 .400												
Free Throws .500 .000 .000 1.000 .714												
Deadball Rebounds												

Iowa State (11-8, 2-6 Big 12)												
No.	N A M E	FG	3FG	FT	RB	PF	TP	A	MIN			
03	Durr, Emily	g	2-8	2-7	2-3	1-4-5	2	8	1	31		
11	Buckley, Jadda	g	6-8	3-4	6-6	0-3-3	0	21	0	39		
12	Johnson, Seanna	g	5-9	0-1	3-3	2-6-8	1	13	9	36		
21	Carleton, Bridget	f	5-13	4-7	0-0	0-6-6	0	14	5	40		
32	Burkhall, Meredith	f	4-7	0-0	2-2	2-3-5	2	10	0	26		
04	Bowe, Heather		3-5	0-0	0-0	0-1-1	3	6	0	17		
22	Starks, Telee		0-0	0-0	0-0	1-2-3	0	0	3	9		
30	Ricketts, Claire		1-1	0-0	1-1	0-0-0	0	3	0	2		
TEAM												
Totals												
1st Q 2nd Q 3rd Q 4th Q Game												
Field Goals .357 .538 .500 .667 .510												
Three-Point FG .333 .600 .500 .500 .474												
Free Throws .667 1.000 .000 1.000 .933												
Deadball Rebounds												

Officials: Dee Kantner, Mark Zentz, Gina Cross  
Technical Fouls: Kansas State-None; Iowa State-None | Attendance: 11673

Score by Periods	1st	2nd	3rd	4th	Total
Kansas State	14	12	18	25	69
Iowa State	14	20	14	25	75

**GAME 21**  
**(2/2) Baylor**  
**(25/rv) Kansas State**  
**January 25, 2017 | Manhattan, Kan.**

Baylor (20-1, 9-0 Big 12)												
No.	N A M E	FG	3FG	FT	RB	PF	TP	A	MIN			
13	N Davis, Nina	f	1-5	0-0	2-2	1-8-9	1	4	1	25		
21	Brown, Kalani	c	5-11	0-0	3-3	2-5-7	1	13	0	22		
04	Wallace, Kristy	g	3-4	0-1	1-1	1-3-4	3	7	9	27		
12	Prince, Alexis	g	11-16	3-4	0-0	0-1-1	1	25	0	27		
30	Jones, Alexis	g	5-11	1-5	0-0	0-3-3	1	11	5	28		
01	Cohen, Dekeiya		0-1	0-1	0-2	0-1-1	4	0	0	12		
10	Gulley, Alexandria		0-0	0-0	0-0	0-0-0	1	0	0	2		
15	Cox, Lauren		6-12	1-2	6-7	6-4-10	3	19	2	18		
20	Landrum, Calveion		1-1	1-1	0-0	0-0-0	5	3	3	9		
24	Chou, Natalie		1-3	0-2	1-2	0-0-0	1	3	2	12		
25	Dry, Alyssa		0-0	0-0	0-0	0-0-0	0	0	0	2		
55	Cave, Khadijah		3-8	0-0	0-2	4-4-8	1	6	0	16		
TEAM												
Totals												
1st Q 2nd Q 3rd Q 4th Q Game												
Field Goals .667 .294 .588 .450 .500												
Three-Point FG .571 .000 .333 .333 .375												
Free Throws .000 .750 .500 1.000 .684												
Deadball Rebounds												

Kansas State (15-6, 5-4 Big 12)												
No.	N A M E		FG	3FG	FT	RB	PF	TP	A	MIN		
11	Williams, Peyton	f	0-1	0-0	1-4	0-2-2	2	1	1	17		
50	Martin, Shaelyn	f	0-3	0-0	1-2	2-4-6	2	1	0	23		
22	Lewis, Breanna	c	3-14	0-0	1-2	2-9-11	3	7	0	26		
21	Middlebrook, Karyla	g	4-8	2-4	7-10	0-3-3	3	17	1	27		
24	Wesemann, Kindred	g	1-9	0-6	1-1	0-0-0	4	3	5	26		
00	Sheble, Jessica		0-0	0-0	0-0	0-0-0	2	0	1	7		
01	Page, Kaylee		0-1	0-0	0-0	0-1-1	0	0	0	13		
03	Page, Lanie		1-4	1-3	2-2	1-0-1	0	5	1	10		
05	Brooks, Mercedes		1-2	0-0	1-2	0-0-0	0	3	0	5		
10	Goth, Kayla		0-2	0-0	1-2	1-0-1	0	1	0	17		
12	Thomson, Kelly		1-1	1-1	2-2	0-0-0	0	5	0	7		
13	Willock, Kately		2-4	0-0	2-2	1-2-3	3	6	0	22		
TEAM												
Totals			13-49	4-14	19-29	11-21-32	19	49	9	200		

## GAME 25 Iowa State (25/rv) Kansas State February 11, 2017 | Manhattan, Kan.

No. NAME FG 3FG FT RB PF TP A MIN										
32	Burkhardt, Meredith	f	4-11	0-0	0-0	0-2-2	2	8	0	28
03	Durr, Emily	g	7-20	6-17	0-0	0-1-1	0	20	4	39
11	Buckley, Jadda	g	1-4	0-1	0-0	0-2-2	5	2	6	32
12	Johnson, Seanna	g	5-14	2-6	5-6	1-4-5	4	17	5	27
21	Carleton, Bridget	g	3-9	0-2	2-2	5-6-11	4	8	3	40
04	Bowe, Heather	g	4-5	2-2	0-0	1-3-4	3	10	0	17
13	Camber, Adriana	g	0-0	0-0	0-0	0-1-1	0	0	0	4
22	Starks, Teelie	g	1-3	0-0	1-1	4-2-6	3	3	1	13
TEAM		3-0-3								
Totals		25-66 10-28 8-9 14-21-35 21 68 19 200								

	1st Q	2nd Q	3rd Q	4th Q	Game
Field Goals	.278	.529	.400	.313	.379
Three-Point FG	.300	.600	.400	.250	.357
Free Throws	.750	.000	1.000	.000	.889
Deadball Rebounds					1

Kansas State (18-7, 8-5 Big 12)									
No.	N A M E		FG	3FG	FT	RB	PF	TP	A MIN
01	Page, Kaylee	f	0-1	0-1	0-0	1-5-6	3	0	0 27
50	Martin, Shaelyn	f	3-6	0-0	0-0	4-2-6	2	6	1 10
27	Lewis, Breanna	c	3-7	0-0	1-2	1-7-8	3	7	1 30
21	Middlebrook, Karyla	g	3-9	1-2	4-4	1-1-2	1	11	5 28
24	Wesemann, Kindred	g	6-9	3-6	2-2	0-2-2	1	17	1 37
03	Page, Lanie	g	6-9	3-5	1-2	0-2-2	1	16	1 23
05	Brooks, Mercedes	g	0-0	0-0	0-0	0-0-0	0	0	0 1
10	Goth, Kayla	g	3-6	1-2	2-2	1-0-1	0	9	4 14
11	Williams, Peyton	g	1-3	0-0	1-2	1-1-2	2	3	0 9
12	Thomson, Kelly	g	0-0	0-0	0-0	0-1-1	1	0	0 1
13	Willock, Eternati	g	3-8	0-0	5-7	1-5-6	1	11	0 21
TEAM						1-1-2			
Totals			28-58	8-16	16-21	11-27-38	15	80	13 200

	1st Q	2nd Q	3rd Q	4th Q	Game
Field Goals	.467	.500	.538	.429	.483
Three-Point FG	.333	.750	.333	.000	.500
Free Throws	1.000	.500	.692	1.000	.762
Deadball Rebounds					3

Officials: Scott Yarbrough, Lisa Jones, Brian Hall  
Technical Fouls: Iowa State-None; Kansas State-None | Attendance: 8099

Score by Periods	1st	2nd	3rd	4th	Total
Iowa State	16	21	19	12	68
Kansas State	17	23	24	16	80

## GAME 27 (24/rv) Kansas State TCU February 18, 2017 | Fort Worth, Texas

No.	N A M E	FG	3FG	FT	RB	PF	TP	A	MIN
11	Williams, Peyton	f	1-2	0-0	0-0	2-1-3	0	2	2
22	Lewis, Breanna	f	5-9	0-0	0-4	2-3-5	2	10	1
21	Middlebrook, Karyla	g	0-6	0-0	8-12	4-2-6	2	8	8
24	Wesemann, Kindred	g	7-17	4-10	1-2	0-2-2	1	19	4
50	Martin, Shaelyn	g	2-4	1-2	0-0	1-6-7	3	5	1
00	Shelbe, Jessica	g	1-1	0-0	0-1	1-2-2	4	2	0
01	Page, Kaylee	g	5-12	4-10	1-1	0-3-3	3	15	0
10	Goth, Kayla	g	0-0	0-0	0-0	0-0-0	0	0	0
13	Willock, Eternati	g	3-8	0-0	1-1	3-2-5	4	7	0
TEAM		2-0-2							
Totals		24-59 9-22 11-21 15-20-35 19 68 16 200							

	1st Q	2nd Q	3rd Q	4th Q	Game
Field Goals	.462	.500	.211	.538	.407
Three-Point FG	.500	.667	.250	.429	.409
Free Throws	.000	.571	.625	.500	.524
Deadball Rebounds					5

TCU (12-14, 4-11 Big 12)										
No.	N A M E		FG	3FG	FT	RB	PF	TP	A	MIN
22	Moore, Jordan	f	1-1	0-0	0-0	1-2-3	3	2	0	19
01	Thompson, Torree	g	2-6	1-1	4-6	0-1-1	4	9	2	25
15	Butts, Jada	g	3-11	0-3	3-4	2-2-4	1	9	4	33
23	Alix, Ali	g	0-1	0-1	2-4	0-3-3	4	2	5	30
25	Ray, Kianna	g	3-6	1-2	0-0	2-3-5	2	7	3	18
00	Okonkwo, Amy	g	9-14	0-1	6-7	2-8-10	2	24	1	29
03	Christian, Mikayla	g	0-1	0-1	0-0	0-0-0	1	0	0	2
04	Ramirez, Amber	g	3-10	2-5	4-4	0-2-2	2	12	1	24
21	Coleman, Sydney	g	0-0	0-0	0-0	0-0-0	0	0	0	1
33	Akomolade, Adeola	g	0-1	0-0	0-0	3-4-7	1	0	1	15
55	Willie, Carol	g	0-0	0-0	0-0	0-0-0	1	0	0	4
TEAM						3-0-3				
Totals			21-51	4-14	19-25	13-25-38	21	65	17	200

	1st Q	2nd Q	3rd Q	4th Q	Game
Field Goals	.615	.462	.308	.250	.412
Three-Point FG	.750	.200	.000	.000	.286
Free Throws	1.000	.545	1.000	.875	.760
Deadball Rebounds					3

Officials: Dee Kantner, Tina Napier, Beverly Roberts  
Technical Fouls: Kansas State-None; TCU-None | Attendance: 2042

Score by Periods	1st	2nd	3rd	4th	Total
Kansas State	14	20	15	19	68
TCU	23	19	10	13	65

## GAME 29 (rv/rv) Kansas State Kansas February 25, 2017 | Lawrence, Kan.

Kans. State (21-8, 11-6 Big 12)										
No.	N A M E		FG	3FG	FT	RB	PF	TP	A	MIN
11	Williams, Peyton	f	1-1	0-0	0-0	0-1-1	0	2	1	8
22	Lewis, Breanna	c	9-14	0-0	3-7	5-6-11	3	21	0	37
21	Middlebrook, Karyla	g	2-6	0-1	0-0	1-2-3	0	4	0	25
24	Wesemann, Kindred	g	2-7	0-5	8-8	0-2-2	0	12	1	35
50	Martin, Shaelyn	g	1-4	0-1	2-4	2-4-6	4	4	5	21
00	Shelbe, Jessica	g	0-0	0-0	1-2	0-1-1	2	1	0	3
01	Page, Kaylee	g	2-11	1-8	0-0	2-3-5	0	5	2	25
03	Page, Lanie	g	0-2	0-2	0-0	0-0-0	0	0	1	5
10	Goth, Kayla	g	1-7	0-3	1-2	0-1-1	1	3	1	22
12	Thomson, Kelly	g	0-0	0-0	0-0	0-0-0	0	0	0	0
13	Willock, Eterniti	g	3-5	0-0	3-4	1-4-5	1	9	3	19
TEAM			1-2-3							
Totals			21-57 1-20 18-27 12-26-38 11 61 14 200							

	1st Q	2nd Q	3rd Q	4th Q	Game
Field Goals	.316	.538	.222	.375	.368
Three-Point FG	.000	.000	.200	.000	.050
Free Throws	.000	.500	.500	.846	.667
Deadball Rebounds					4

Free Throws	.000	.500	.500	.846					667	4
Deadball Rebounds										
Kansas (8-20, 2-15 Big 12)										
No.	N A M E	FG	3FG	FT	RB	PF	TP	A	MIN	
00	Umeni, Sydney	f	1-4	0-0	0-0	1-0-1	2	2	2	19
03	Washington, Jessica	g	0-7	0-4	0-0	0-3-3	3	0	4	32
20	Christopher, Jayde	g	0-3	0-1	2-2	0-1-1	4	2	6	24
22	Chadwick, Chayla	g	1-4	1-1	1-2	3-13-16	3	4	1	28
33	Kopatch, Kylee	g	6-16	3-11	0-0	1-3-4	1	15	2	37
04	Brown, Jada	g	2-3	0-0	0-0	0-1-1	2	4	1	12
12	O'Neal, Timeka	g	2-6	2-6	0-0	0-0-0	1	6	0	24
15	Robertson, Asia	g	0-2	0-1	0-0	0-0-0	0	0	0	3
25	ManningAllen, Caelynn	g	9-12	0-0	3-3	1-5-6	5	21	1	21
TEAM		4-3-7								

	1st Q	2nd Q	3rd Q	4th Q	Game
Field Goals	.417	.333	.412	.313	.368
Three-Point FG	.500	.200	.000	.143	.250
Free Throws	1.000	.000	1.000	.750	.857
Deadball Rebounds					1

Officials: Lisa Mattingly, Dee Kantner, Amy Bonner  
Technical Fouls: Kansas State-None; Kansas-None | Attendance: 4449

Score by Periods	1st	2nd	3rd	4th	Total
Kansas State	12	16	10	23	61
Kansas	16	9	15	14	54

## GAME 26 (24/rv) Kansas State (rv/rv) West Virginia February 15, 2017 | Morgantown, W. Va.

Kansas State (18-8, 8-6 Big 12)										
No.	N A M E		FG	3FG	FT	RB	PF	TP	A	MIN
01	Page, Kaylee	f	4-7	3-5	1-2	0-0-0	1	12	2	28
22	Lewis, Breanna	c	4-8	0-0	1-1	4-3-7	4	9	0	32
21	Middlebrook, Karyla	g	2-3	1-1	0-0	1-1-2	3	5	1	17
24	Wesemann, Kindred	g	5-16	3-9	1-3	2-3-5	2	14	4	31
50	Martin, Shaelyn	g	1-6	1-4	0-2	1-5-6	2	3	7	34
00	Shelbe, Jessica	g	0-0	0-0	0-0	0-0-0	0	0	0	3
03	Page, Lanie	g	1-3	0-2	0-0	0-1-1	1	2	0	8
10	Goth, Kayla	g	2-4	0-1	0-0	0-1-1	1	4	0	16
11	Williams, Peyton	g	0-0	0-0	1-2	0-1-1	0	1	1	11
12	Thomson, Kelly	g	0-0	0-0	0-0	0-0-0	1	0	0	4
13	Willock, Eternati	g	4-9	0-0	1-1	2-0-2	1	9	0	20
TEAM			1-3-4							
Totals			23-56	8-22	5-11	11-18-29	16	59	15	200

	1st Q	2nd Q	3rd Q	4th Q	Game
Field Goals	.385	.545	.267	.471	.411
Three-Point FG	.200	.000	.250	.600	.364
Free Throws	1.000	1.000	.400	.250	.455
Deadball Rebounds					4

West Virginia (18-8, 6-8 Big 12)										
No.	N A M E		FG	3FG	FT	RB	PF	TP	A	MIN
11	Middrow, Teana	f	3-8	0-2	4-6	1-5-6	3	10	2	38
15	Montgomery, Lanay	c	6-8	0-0	0-0	6-6-12	4	12	1	23
05	Martin, Tynice	g	2-6	0-2	0-0	0-3-3	2	4	0	33
12	Ray, Chania	g	4-9	2-6	4-4	1-1-2	1	14	10	36
22	Pardee, Katrina	g	5-14	4-7	0-0	0-0	0	14	1	23
02	Brewer, Alexis		2-6	2-5	0-0	1-1-2	1	6	5	28
13	King, Kristina		3-3	0-0	0-0	1-2-3	0	6	1	14
20	Rhodes, Desiree		0-1	0-0	0-0	0-1-1	1	0	0	1
TEAM			4-5-9							
Totals			25-55	8-22	8-10	14-24-38	12	66	20	200



# **GAME 31** Iowa State (24/rv) Kansas State March 4, 2017 | Oklahoma City, Okla.

Iowa State (18-12, 9-9 Big 12)									
No.	N A M E		FG	3FG	FT	RB	PF	TP	A MIN
03	Durr, Emily	g	7-22	5-16	2-3	0-2-2	1	21	2 37
11	Buckley, Jadda	g	2-7	1-3	4-4	0-4-4	2	9	2 39
12	Johnson, Seanna	g	5-11	2-6	0-0	0-4-4	5	12	5 29
21	Carleton, Bridget	g	2-11	0-3	2-2	6-2-8	5	6	3 38
32	Burkhall, Meredith	c	2-7	1-1	0-0	3-4-7	2	5	1 20
04	Bowe, Heather		6-14	0-3	1-1	4-4-8	2	13	1 24
22	Starks, Teelee		0-0	0-0	1-2	0-2-2	1	1	2 13
TEAM						3-3-6			
Totals			24-72	9-32	10-12	16-25-41	18	67	16 200

	1st Q	2nd Q	3rd Q	4th Q	Game
Field Goals	.250	.167	.526	.368	.333
Three-Point FG	.375	.000	.333	.375	.281
Free Throws	1.000	.750	.000	1.000	.833
Deadball Rebounds					3

Kansas State (22-9, 11-7 Big 12)									
No.	N A M E		FG	3FG	FT	RB	PF	TP	A MIN
11	Williams, Peyton	f	1-4	0-0	0-1	0-3-3	0	2	0 16
21	Middlebrook, Karyla	g	1-3	1-3	0-0	0-1-1	1	3	0 10
22	Lewis, Breanna	c	2-5	0-0	2-2	3-4-7	5	6	0 21
24	Wesemann, Kindred	g	3-7	2-4	4-4	0-2-2	1	12	6 38
50	Martin, Shaelyn	f	1-7	1-5	3-4	1-5-6	0	6	4 19
00	Sheble, Jessica		1-2	0-0	1-2	0-1-1	4	3	1 10
01	Page, Kaylee		1-3	1-2	2-2	1-5-6	0	5	1 24
03	Page, Lanie		0-1	0-1	0-0	0-0-0	1	0	0 4
10	Goth, Kayla		8-19	3-10	6-6	4-1-5	2	25	2 31
12	Thomson, Kelly		0-0	0-0	0-0	0-0-0	0	0	0 3
13	Willock, Eternati		5-9	0-0	2-3	1-9-10	0	12	1 24
TEAM			2-2-4						
Totals			23-60	8-25	20-24	12-33-45	14	74	15 200

	1st Q	2nd Q	3rd Q	4th Q	Game
Field Goals	.133	.533	.667	.200	.383
Three-Point FG	.143	.333	1.000	.000	.320
Free Throws	.667	.000	.667	1.000	.833
Deadball Rebounds					2

Officials: Brian Hall, Amy Bonner, Maj Forsberg  
Technical Fouls: Iowa State-None; Kansas State-None | Attendance: 3420

Score by Periods	1st	2nd	3rd	4th	Total
Iowa State	15	9	23	20	67
Kansas State	7	18	29	20	74

# **GAME 32** (24/rv) Kansas State (2/2) Baylor March 5, 2017 | Oklahoma City, Okla.

Kansas State (22-10, 11-7 Big 12)									
No.	N A M E		FG	3FG	FT	RB	PF	TP	A MIN
10	Goth, Kayla	g	5-10	1-4	1-2	1-1-3	1	12	3 30
11	Williams, Peyton	f	1-5	0-0	0-0	1-3-4	1	2	0 19
21	Middlebrook, Karyla	g	7-17	2-5	4-6	1-3-4	2	20	2 25
22	Lewis, Breanna	c	5-10	0-0	4-9	6-5-11	3	14	0 35
24	Wesemann, Kindred	g	5-11	4-7	1-4	1-1-2	2	15	2 29
00	Sheble, Jessica		0-0	0-0	1-2	0-0-0	0	1	0 5
01	Page, Kaylee		1-5	1-4	0-0	0-0-0	2	3	2 16
03	Page, Lanie		0-0	0-0	0-0	0-0-0	0	0	0 5
13	Thomson, Kelly		0-1	0-1	0-0	0-0-0	0	0	0 2
13	Willock, Eternati		0-1	0-0	0-2	0-1-1	0	0	2 21
50	Martin, Shaelyn		2-3	0-1	0-0	1-0-1	3	4	0 13
TEAM						0-1-1			
Totals			26-63	8-22	11-25	12-15-27	14	71	11 200

	1st Q	2nd Q	3rd Q	4th Q	Game
Field Goals	.412	.381	.333	.538	.413
Three-Point FG	.333	.500	.400	.250	.364
Free Throws	.750	.250	.417	.400	.440
Deadball Rebounds					10

Baylor (30-2, 17-1 Big 12)										
No.	N A M E	FG	3FG	FT	RB	PF	TP	A	MIN	
01	Cohen,Dekeyia	g	0-6	0-1	4-4	2-0-2	1	4	1	16
04	Wallace,Kristy	g	2-6	1-4	0-0	0-5-5	3	5	15	38
12	Prince,Alexis	g	7-8	4-4	0-0	1-5-6	0	18	1	32
13	Davis,Nina	f	10-15	0-0	4-4	2-4-6	2	24	0	31
21	Brown,Kalani	c	6-9	0-0	6-7	6-6-12	3	18	3	26
15	Cox,Lauren		0-3	0-0	2-2	0-0-0	1	2	1	15
20	Landrum,Calveion		0-0	0-0	0-0	0-1-1	2	0	0	5
24	Chou,Natalie		1-2	1-1	0-0	0-1-1	1	3	2	13
32	Mompremier,Beatrice		2-6	0-0	0-0	1-1-2	3	4	0	9
55	Cave,Khadijah		5-6	0-0	0-0	0-3-3	2	10	0	15
TEAM				0-2-2						
Totals		33-61	6-10	16-17	12-28-40	18	88	23	200	

	1st Q	2nd Q	3rd Q	4th Q	Game
Field Goals	.533	.632	.400	.583	.541
Three-Point FG	1.000	1.000	.000	1.000	.600
Free Throws	1.000	.750	1.000	1.000	.941
Deadball Rebounds					3

Officials: Laura Morris, Bryan Enterline, Roy Gulbeyan  
Technical Fouls: Baylor-None; Kansas State-None | Attendance: 3475

Score by Periods	1st	2nd	3rd	4th	Total
Kansas State	18	20	15	18	71
Baylor	24	28	18	18	88

# **GAME 33** (20/18) Drake (24/rv) Kansas State March 18, 2017 | Manhattan, Kan.

Drake (28-5, 18-0 MVC)										
No.	N A M E		FG	3FG	FT	RB	PF	TP	A	MIN
03	Wendell, Lizzy	f	5-14	2-8	5-8	1-2-3	3	17	4	34
35	Jonas, Becca	f	0-0	0-0	0-0	0-0-0	0	0	1	3
05	Hittner, Becca	g	4-11	1-4	4-6	2-1-3	3	13	1	31
21	Bachrodt, Sammie	g	4-10	2-4	0-0	1-4-5	1	10	0	33
22	Ingle, Caitlin	g	2-4	0-0	0-0	0-2-2	1	4	7	36
12	Rose, Brenni		1-3	0-1	0-0	1-3-4	1	2	0	18
15	Greiner, Paige		0-4	0-3	0-0	1-0-1	1	0	0	13
24	Miller, Nicole		0-0	0-0	0-0	1-0-1	1	0	1	11
34	Rush, Cortni		3-5	2-4	0-0	0-2-2	2	8	0	15
40	Mertz, Mya		0-1	0-0	0-0	1-1-2	0	0	0	6
TEAM						1-2-3				
Totals			19-52	7-24	9-14	9-17-26	13	54	14	200

	1st Q	2nd Q	3rd Q	4th Q	Game
Field Goals	.500	.250	.250	.500	.365
Three-Point FG	.500	.333	.000	.429	.292
Free Throws	.500	.500	1.000	1.000	.643
Deadball Rebounds					3

Kansas State (23-10, 11-7 Big 12)									
No.	N A M E		FG	3FG	FT	RB	PF	TP	A MIN
11	Williams, Peyton	f	2-3	0-0	0-0	2-0-2	0	4	0 15
22	Lewis, Breanna	c	11-17	0-0	1-2	4-7-11	2	23	2 32
10	Goth, Kayla	g	0-3	0-1	0-0	0-1-1	0	0	2 16
21	Middlebrook, Karyla	g	3-7	1-2	1-2	3-1-4	3	8	7 30
24	Wesemann, Kindred	g	5-14	4-12	2-2	0-2-2	1	16	5 37
00	Sheble, Jessica		0-0	0-0	0-0	0-1-1	1	0	0 7
01	Page, Kaylee		2-5	2-4	0-0	1-4-5	0	6	0 21
03	Page, Lanie		1-1	1-1	0-0	0-1-1	1	3	0 5
12	Thomson, Kelly		0-1	0-1	0-0	0-1-1	0	0	0 1
13	Willock, Eternati		1-2	0-0	0-0	0-2-2	2	2	2 11
50	Martin, Shaelyn		1-2	0-0	3-4	2-5-7	1	5	3 25
TEAM						2-2-4			
Totals			26-55	8-21	7-10	14-27-41	11	67	21 200

	1st Q	2nd Q	3rd Q	4th Q	Game
Field Goals	.500	.400	.308	.625	.473
Three-Point FG	.600	.200	.000	.571	.381
Free Throws	.500	.500	.833	.000	.700
Deadball Rebounds					0

Officials: Doug Knight, Margaret Tieman, Bill Larence  
Technical Fouls: Drake-None; Kansas State-None | Attendance: 4005

Score by Periods	1st	2nd	3rd	4th	Total
Drake	13	12	10	19	54
Kansas State	20	10	13	24	67

# **GAME 34** (6/6) Stanford (24/rv) Kansas State March 20, 2017 | Manhattan, Kan.

Stanford (30-5, 15-3 Pac 12)									
No.	N A M E		FG	3FG	FT	RB	PF	TP	A MIN
05	Johnson, Kaylee	f	2-2	0-0	1-2	1-3-4	3	5	0 12
24	McCall, Erica	f	5-11	0-0	0-0	3-3-6	1	10	1 33
10	Roberson, Briana	g	0-5	0-4	0-0	0-1-1	2	0	6 25
12	McPhee, Brittany	g	7-14	5-7	2-2	3-4-7	2	21	5 37
44	Samuelson, Karlie	g	2-3	2-3	0-0	0-3-3	2	6	2 31
02	Coffee, Shannon		1-2	0-0	0-0	0-0-0	0	2	0 2
04	Fingall, Nadia		1-5	0-0	1-2	1-2-3	2	3	0 11
11	Smith, Alanna		7-13	1-4	4-4	1-6-7	3	19	2 26
13	Snizek, Marta		1-1	0-0	1-2	0-2-2	2	3	6 19
21	Carrington, Didenai		0-1	0-1	0-0	0-0-0	0	0	1 3
22	Romano, Alexa		0-0	0-0	0-0	1-0-1	0	0	0 1
TEAM			2-3-5						
Totals			26-57	8-19	9-12	12-27-39	17	69	23 200

	1st Q	2nd Q	3rd Q	4th Q	Game
Field Goals	.545	.533	.357	.412	.456
Three-Point FG	.250	.667	.250	.400	.

22

# BREANNA LEWIS

Center | 6-5 | Milwaukee, Wis. (Riverside HS)



## LEWIS'S TROPHY CASE

- Drafted by Dallas in the 2017 WNBA Draft (23rd pick)
- 2017 WBCA All-Region 3 Team
- 2-time All-Big 12 1st Team (2016, 2017)
- 3-time Big 12 All-Defensive Team (2015, 2016, 2017)
- 2017 Academic All-Big 12 1st Team
- 2016-17 Naismith Trophy Watch List
- 2016-17 Senior CLASS Award candidate
- 2-time Nicole Ohlde Defensive MVP (2015, 2017)
- 2016 Paradise Jam All-Tournament Team (Island Division)
- 2016-17 Preseason All-Big 12 Team
- 2016 Waco Tribune-Herald All-Big 12 First Team
- 2016 Kendra Wecker Offensive MVP
- 2015-16 Preseason All-Big 12 Honorable Mention
- 2015 All-Big 12 2nd Team
- 2-time Big 12 Commissioner's Honor Roll
- 2014 Big 12 Academic All-Rookie Team

## LEWIS'S CAREER HIGHS

Points	30, vs. Western Illinois (12/21/15)
FGs Made	14, vs. Western Illinois (12/21/15)
FGs Attempted	19, three times
FTs Made	6, five times
FTs Attempted	16, vs. UTRGV (12/7/15)
Rebounds	16, at Iowa State (2/24/16)
Assists	3, three times
Blocks	8, vs. Kansas (1/11/15)
Steals	4, six times
Minutes	40, vs. Oklahoma State (1/28/15)

## MISCELLANEOUS CAREER STATS

Double-Figure Scoring Games	79
30+ Point Games	1
20+ Point Games	21
Double-Figure Rebounding Games	27
Double-Doubles	21
5+ Rebound Games	92
2+ Steal Games	40
4+ Block Games	27
2+ Block Games	76

- First player in the history of women's basketball at Kansas State from the state of Wisconsin.

## CAREER

Ninth in school history with 1,552 career points... Fifth in school history for career rebounds with 865... Fourth player in school history with 1,500+ career points and 800+ career rebounds... Tied for sixth in school history for career double-doubles (21)... Fifth in school history for career field goals made (666)... Ninth in school history for career field goal percentage (.524)... Owns K-State career blocks record (282) and ranks seventh in Big 12 history... Owns school record for blocks per game (2.20)... Owns the school records for blocks in a single game (8) and blocks in a single season (97)... Tied the school record for career games with 5+ blocks (14)... Owns the school record for career games with 7+ blocks (2)... Tied for fourth in school history for career starts, 123.



## SENIOR (2016-17)

Played in and started all 34 games... Carded a career-high 984 minutes... Tallied 471 points (13.9 ppg) on 205-of-367 (.559)... Her .559 field goal percentage was a new career-high... Scored in double figures in 25 games and led K-State in scoring 14 times... Scored 20 or more points in a team-high six games... Hauled in a career-high 280 rebounds (8.2 rpg), which ranks ninth in school history for a single season... Pocketed a career-best nine double-doubles... Pulled in 10 or more rebounds in 11 games... Blocked 59 shots (1.7 bpg) and ranks ninth in school history for blocks in a single season... Blocked three or more shots in 10 games... Notched six points, eight rebounds and three blocks in 22 minutes against Chicago State (11/11)... Led five players in double figures with 18 points, six rebounds, two blocks and two steals against Tulsa (11/14)... Recorded first double-double of the season with 18 points, 14 rebounds and two blocks against Lamar (11/20)... Tallied 21 points, eight rebounds, two blocks and two steals against UTEP (11/26)... Carded 13 points and nine rebounds against Auburn (12/1)... Registered her second double-double of the season with 22 points on 9-of-12 shooting, 12 rebounds and three blocks at Omaha (12/4)... Turned in her third double-double with 15 points, 11 rebounds, four blocks, two assists and two steals against UT-Arlington (12/7)... Recorded 18 points, seven rebounds, four blocks and four steals against Connecticut (12/11)... Tallied 14 points and seven rebounds at Baylor (12/29)... Registered 23 points, nine rebounds and two steals against West Virginia (1/1)... Carded 15 points and six rebounds at Oklahoma (1/4)... Recorded a double-double of 10 points and 11 rebounds to go with three blocks, two assists and a steal against Texas Tech (1/7)... Pocketed a double-double of 15 points and 10 rebounds in 22 minutes against Kansas (1/11)... Tallied 15 points and four rebounds at Oklahoma State (1/14)... Became the career blocked shots leader against TCU (1/18) with 21 points on 9-of-11 shoot-

1,552

Career Points  
Ranks ninth in School History

865

Career Rebounds  
Ranks fifth in School History

282

Career Blocked Shots  
Ranks first in School History  
& seventh in Big 12 History

21

Career Double-Doubles  
Ranks tied for sixth in School History



ing, nine rebounds, four blocks and two steals... Tallied 19 points, 11 rebounds and two blocks at Texas Tech (2/1)... Notched 10 points, five rebounds and four blocks at TCU (2/18)... Charted 18 points, eight rebounds and a block against Oklahoma (2/21)... Surpassed the 400-point mark for the season with 21 points, 11 rebounds, three blocks and two steals at Kansas (2/25)... Tallied her eighth double-double of the season with 14 points and 11 rebounds in the semifinals of the Big 12 Championship against Baylor (3/5)... Registered her ninth double-double of the season and first in an NCAA Tournament game with 23 points and 11 rebounds against Drake (3/18)... Her 23 points tied her season-high and marked a new personal career-high in an NCAA Tournament game.

### JUNIOR (2015-16)

Played in and started all 32 games with 889 minutes of action... Set career season-highs in points (535), rebounds (241), field goals made and attempted (231-of-420; .550), free throws made and attempted (73-of-154)... Scored 20 or more points in a career-best 12 games, which marks the most by a Wildcat since Brittany Chambers tallied a school record 22 games with 20 or more points in 2012-13... Second straight season with 375 or more points, 200 or more rebounds, 70 or more blocks and 40 or more steals... Eighth junior in program history to score 500 or more points in a season... Ninth player in program history to score 500 or more points and grab 200 or more rebounds in a season... 39th player in school history to reach 1,000-points in her career... 24th player in program history with 1,000 career points and 500 career rebounds... Notched a career-high seven double-doubles... Scored in double figures in 30 games... Pulled in 10 or more rebounds in seven games... Set the school record for blocks in a two-year period with 179... Her 82 blocks are third in school history... Finished with 13 points, seven rebounds, six blocks, two assists and a steal at Tulsa (11/13)... Registered 19 points on 9-of-12 shooting, five rebounds and five blocks against Abilene Christian (11/16)... Tallied 22 points on 11-of-15 shooting, seven rebounds and two steals against South Dakota (11/19)... Recorded 16 points, nine rebounds, three blocks and two steals against Southern (11/25)... Carded 21 points on 10-of-16 shooting, eight rebounds and two steals at Chicago State (12/5)... Notched 15 points, nine rebounds, six blocks and four steals against UTRGV (12/7)... Tallied 14 points on 7-of-9 shooting, seven rebounds, three assists and a block in just 20 minutes of action against Florida Atlantic (12/13)... Registered 24 points on 11-of-15 shooting and six rebounds against Sam Houston State (12/19)... Notched 16 points, seven rebounds and two steals against Iowa State (12/30)... Carded 17 points, seven rebounds, three blocks and two steals at TCU (1/2)... Recorded her first double-double of the season with 10 points, 10 rebounds and two blocks against West Virginia (1/6)... Tallied 20 points, six rebounds and three blocks at Oklahoma (1/10)...

Registered 25 points, nine rebounds, two blocks and two steals against TCU (1/16)... Carded her second double-double of the season with 23 points, 13 rebounds and seven blocks at Kansas (1/20)... Notched 10 points, 10 rebounds and three blocks at Texas Tech (1/24)... Finished with 15 points, seven rebounds, two blocks and two steals against Oklahoma (2/9)... Tallied 24 points, 10 rebounds, two steals and a block against Kansas (2/13)... Recorded 20 points, 10 rebounds, four steals and two blocks at Texas (2/17)... Carded 14 points, six rebounds and two steals against Texas Tech (2/21)... Recorded 25 points on 11-of-13 shooting, a career-high 16 rebounds and six blocks at Iowa State (2/24)... Registered 20 points, six rebounds and four steals against Baylor (2/27)... Notched 16 points, 12 rebounds, four blocks and two steals at Oklahoma State (2/29)... Tallied 14 points and two blocks against West Virginia (3/5) in the quarterfinals of the 2016 Big 12 Championship... Notched 13 points, eight rebounds and a school NCAA Tournament record of six blocks against George Washington (3/18) in the first round of the NCAA Tournament... Finished the season with 21 points, nine rebounds, two blocks and a steal at South Carolina (3/20) in the second round of the NCAA Tournament... Teamed up with Erica Young to play with Athletica in Action in June 2015 in Poland against national teams from France, Latvia and Poland.

### SOPHOMORE (2014-15)

Played in and started all 33 games... One of two Wildcats to start every game (Shaelyn Martin)... Registered career-highs in every statistical category... Led the Wildcats in scoring (11.5 ppg; 380 points), rebounding (6.4 rpg; 211 rebounds) and blocked shots (2.9 bpg; 97 blocks)... Dished out 24 assists (0.7 apg)... Pocketed 50 steals (1.5 spg)... First player in program history with 300 or more points, 150 or more rebounds, 90 or more blocks and 50 or more steals... Registered four double-doubles... Recorded a field goal percentage of .469 (157-of-335) and a career-best free throw percentage of .564 (66-of-117)... Ranked 14th in the nation in blocks per game (2.9)... Blocked a school record eight shots against Kansas (1/11)... Holds school record for blocks in a season (97)... Set school record for blocks by a sophomore... First player in school history with 90 or more blocks in a season... Set school record for combined blocks and steals in single season (147)... Scored in double figures in 19 games, including two 20-point games... Pulled in five or more rebounds in 22 games, including five games with 10 or more... Carded two or more steals in 14 games... Led K-State with 13 points on 5-of-8 shooting, five rebounds, four blocks, three steals and an assist in 21 minutes against SIUE (11/14)... Tallied 13 points, seven rebounds, five blocks and three steals against Hampton (11/21)... Carded 14 points on 6-of-6 shooting, nine rebounds and four blocks against UTEP (11/25)... Registered 19 points on 8-of-13 shooting, eight rebounds and two blocks against William Jewell (12/8)... Carded 12 points, six rebounds, an assist and a block at Wichita State

(12/12)... Recorded 22 points on 10-of-18 shooting, with five blocks and three steals and also pulled in three rebounds against Oral Roberts (12/14)... Registered six blocks to go with nine rebounds against Grambling State (12/20)... Tallied 16 points, a career-high four steals, two assists and two blocks against Abilene Christian (12/22)... Notched 13 points, three blocks, three rebounds and two steals against Baylor (1/6)... Registered her first double-double of the season with 15 points, 10 rebounds and three blocks at Oklahoma State (1/14)... Tallied 15 points against Iowa State (1/17)... Notched 12 points, four rebounds, five blocks and three steals against Oklahoma State (1/28)... Pulled in 11 rebounds and blocked three shots at Texas Tech (1/31)... Carded 10 points, seven rebounds, three steals, two assists and one block against Texas (2/4)... Recorded 11 points, eight rebounds, five blocks, three steals and two assists at Oklahoma (2/7)... Registered a double-double with a career-high 28 points on 12-of-17 shooting and a season-high 12 rebounds against TCU (2/11)... Added three assists, two blocks and a steal against the Horned Frogs... Notched a double-double of 18 points on 8-of-14 shooting, 10 rebounds, four blocks and a steal against Kansas in the first round of the Big 12 Championship (3/6).

### FRESHMAN (2013-14)

Played in 29 games with 24 starts and registered 516 minutes (17.6 mpg)... Averaged 5.7 points (166 points), 4.6 rebounds (133 rebounds) and 1.5 blocks (44 blocks)... Top freshman shot blocker in the Big 12 and ranked eighth for all players in the league... Her 44 blocked shots ranked tied for 10th in school history for a single season... Her 44 blocks were the most by a K-State freshman since Marlies Gipson in the 2005-06 season... First freshman since at least 1996-97 to block a shot in seven straight games to begin her career... Made career debut in the starting lineup against Tennessee State (11/8)... Finished with a game-high 10 rebounds and four blocks to go with five points and three assists in 24 minutes against the Lady Tigers... Tallied first career double figure scoring game with 12 points, five rebounds and two blocks at UTEP (11/16)... Registered a career-high 14 points and tied her career-high with four blocks while pulling in eight rebounds at Baylor (1/22)... Tallied 10 points, six rebounds, three steals and two blocks at West Virginia (2/8)... Notched 14 points, six rebounds and three blocked shots at TCU (2/19)... Carded her first career double-double with career bests of 20 points and 14 rebounds and blocked a school record for a Big 12 tournament game five shots against Kansas (3/7) in the first round of the 2014 Phillips 66 Big 12 Championships... She was the first K-State player to register 20 or more points, 10 or more rebounds and five or more blocks in a game since Jan. 27, 2008 at Oklahoma State (Marlies Gipson).

#### LEWIS'S CAREER STATISTICS

YEAR	G-GS	MIN-AVG.	FGM-FGA	PCT	3PT-A	PCT	FTM-FTA	PCT	O-D-T	AVG	PF-D	A	TO	BLK	ST	PTS-AVG
2013-14	29-24	516-17.8	73-149	.490	0-0	.000	20-50	.400	46-87-133	4.6	80-4	8	56	44	16	166-5.7
2014-15	33-33	929-28.2	157-335	.469	0-0	.000	66-117	.564	64-147-211	6.4	90-0	24	85	97	50	380-11.5
2015-16	32-32	889-27.8	231-420	.550	0-0	.000	73-154	.474	84-157-241	7.5	102-3	16	84	82	47	535-16.7
2016-17	34-34	984-28.9	205-367	.559	0-0	.000	61-116	.526	101-179-280	8.2	104-2	18	58	59	34	471-13.9
<b>TOTAL</b>	<b>128-123</b>	<b>3318-25.9</b>	<b>666-1271</b>	<b>.524</b>	<b>0-0</b>	<b>.000</b>	<b>220-437</b>	<b>.503</b>	<b>295-570-865</b>	<b>6.8</b>	<b>376-9</b>	<b>66</b>	<b>283</b>	<b>282</b>	<b>147</b>	<b>1552-12.1</b>

#### LEWIS'S CAREER BIG 12 CONFERENCE STATISTICS

YEAR	G-GS	MIN-AVG.	FGM-FGA	PCT	3PT-A	PCT	FTM-FTA	PCT	O-D-T	AVG	PF-D	A	TO	BLK	ST	PTS-AVG
2013-14	18-14	296-16.4	43-96	.448	0-0	.000	14-33	.424	25-38-63	3.5	50-1	3	28	21	10	100-5.6
2014-15	18-18	559-31.1	77-192	.401	0-0	.000	39-68	.574	38-87-125	6.9	52-0	12	46	51	31	193-10.7
2015-16	18-18	512-28.4	123-231	.532	0-0	.000	50-94	.532	47-99-146	8.1	60-2	9	59	42	28	296-16.4
2016-17	18-18	534-29.7	107-207	.517	0-0	.000	36-61	.590	47-91-138	7.7	59-1	9	33	29	17	250-13.9
<b>TOTALS</b>	<b>72-68</b>	<b>1,901-26.4</b>	<b>350-726</b>	<b>.482</b>	<b>0-0</b>	<b>.000</b>	<b>139-256</b>	<b>.543</b>	<b>157-315-472</b>	<b>6.6</b>	<b>221-4</b>	<b>33</b>	<b>166</b>	<b>143</b>	<b>86</b>	<b>839-11.7</b>

#### LEWIS'S CAREER POSTSEASON STATISTICS

YEAR	G-GS	MIN-AVG.	FGM-FGA	PCT	3PT-A	PCT	FTM-FTA	PCT	O-D-T	AVG	PF-D	A	TO	BLK	ST	PTS-AVG
Big 12	6-6	167-27.8	33-64	.516	0-0	.000	14-26	.538	18-34-52	8.7	24-2	1	9	15	4	80-13.3
WNIT	2-2	52-26.0	10-14	.714	0-0	.000	4-12	.333	1-7-8	4.0	5-0	1	4	2	0	24-12.0
NCAA	4-4	128-32.0	29-54	.537	0-0	.000	8-18	.444	13-19-32	8.0	13-1	2	8	9	2	66-16.5
<b>TOTALS</b>	<b>12-12</b>	<b>347-28.9</b>	<b>72-132</b>	<b>.545</b>	<b>0-0</b>	<b>.000</b>	<b>26-56</b>	<b>.464</b>	<b>32-60-92</b>	<b>7.7</b>	<b>42-3</b>	<b>4</b>	<b>21</b>	<b>26</b>	<b>6</b>	<b>170-14.2</b>

O

# JESSICA SHEBLE

Forward | 6-3 | Olathe, Kan. (Olathe North HS)

- First player in the 49-year history of women's basketball at Kansas State to wear the number 0.

## CAREER

Seventh on the K-State career blocks list (77).



## SHEBLE'S TROPHY CASE

- 2017 Academic All-Big 12 First Team
- 2016 Academic All-Big 12 Second Team
- Four-time Big 12 Commissioner's Honor Roll

## SHEBLE'S CAREER HIGHS

Points	11, vs. UC Riverside (12/30/13)
FGs Made	5, vs. UC Riverside (12/30/13)
FGs Attempted	13, at Kansas (2/25/15)
3-pt. FGs Made	-
3-pt FGs Attempted	1, twice
FTs Made	4, vs. Baylor (3/7/15)
FTs Attempted	5, vs. Kansas (1/25/13)
Rebounds	9, at Kansas (2/25/15)
Assists	2, three times
Blocks	3, four times
Steals	2, six times
Minutes	21, at Baylor (2/3/16)

## MISCELLANEOUS CAREER STATS

Double-Figure Scoring Games	2
20+ Point Games	0
Double-Figure Rebounding Games	0
Double-Doubles	0
5+ Rebound Games	6
5+ Assist Games	0
2+ Steal Games	6
2+ Block Games	21



## SENIOR (2016-17)

Played in 33 games, including one start... Saw 265 minutes of action... Scored 63 points (1.9 ppg) and pulled in 49 rebounds (1.5 rpg)... Finished second on the team in blocks with a career-high 23 (0.7 bpg)... Notched six points and two rebounds in 17 minutes off the bench against Chicago State (11/11)... Registered eight points, two rebounds and two blocks in eight minutes off the bench against Lamar (11/20)... Carded four points, four rebounds, two assists and two steals against Oklahoma (2/21).

## JUNIOR (2015-16)

Played in 31 games off the bench with 246 minutes of action... Averaged 2.7 points on a .474 field goal percentage, 1.7 rebounds and 0.6 blocks per game... Registered career-highs in points (84), field goals made (36), blocks (20) and steals (14)... Second on the team in blocks... Notched eight games with a perfect field goal percentage... Pulled in five or more rebounds twice... Blocked two or more shots five times... Tallied two blocks off the bench at Tulsa (11/13)... Pulled in five boards, pocketed a steal and carded two points in 11 minutes against Abilene Christian (11/16)... Registered four points, two rebounds and a career-high tying three blocks in seven minutes at Connecticut (11/23)... Scored four points on 2-of-2 shooting in five minutes against UTRGV (12/7)... Carded six points on 3-of-3 shooting, two blocks and a steal in eight minutes off the bench against Oklahoma State (1/13)... Came off the bench against Texas (1/30) to contribute a personal season-high 10 points, two rebounds, two steals, an assist and a block in nine minutes of action... Pulled in eight rebounds, blocked two shots and pocketed two steals at Baylor (2/3)... Tallied six points, a rebound and a block against George Washington (3/18) in the first round of the 2016 NCAA Tournament.

23

Blocks in the 2016-17 season; a new career-high for a season

21

Career games with two or more blocked shots

124

Career games played



77

Career blocks  
Ranks seventh in School History





### SOPHOMORE (2014-15)

Saw action in a career-high 33 games off the bench... Registered career-highs in minutes played, points, field goals made, free throws made, total rebounds assists, blocks and steals... Averaged 2.5 points on a .364 field goal percentage (33-of-91), 1.8 rebounds (60 total rebounds)... Second on the team in blocked shots with 19... Opened the season with four points and four rebounds against SIUE (11/14)... Recorded five points and four rebounds against UT Arlington (12/4)... Notched two points, five rebounds and two blocks in nine minutes against Abilene Christian (12/22)... Tallied five points, four rebounds, a block and a steal against Samford (12/30)... Carded eight points on 4-of-5 shooting in six minutes off the bench against TCU (2/11)... Notched five points, a block and a steal in five minutes off the bench against Texas Tech (2/15)... Recorded four points, four rebounds and a steal at Texas (2/18)... Came off the bench at Kansas (2/25) to play 16 minutes and record nine points, a

career-high nine rebounds, a block and a steal... Registered eight points, three rebounds and an assist in 11 minutes off the bench against Baylor in the Big 12 Championship quarterfinals (3/7).

### FRESHMAN (2013-14)

Played in 27 games and logged 230 minutes, 8.5 mpg... Averaged 2.5 points on a .443 field goal percentage (27-of-61), 1.9 rebounds (50 total rebounds) including 1.2 defensive rebounds per game... Second on the team in blocked shots with 15... Made career debut against Tennessee State (11/8) with seven points and three rebounds... Pulled in six rebounds and tallied five points against Grambling State (12/7)... Blocked a career-high three shots against UC Santa Barbara (12/15)... Registered a career-high 11 points on 5-of-5 shooting against UC Riverside (12/30)... Pulled in a career-high seven rebounds at TCU (2/19).

#### SHEBLE'S CAREER STATISTICS

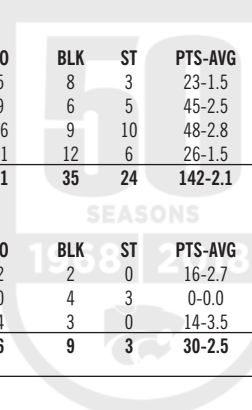
YEAR	G-GS	MIN-AVG.	FGM-FGA	PCT	3PT-A	PCT	FTM-FTA	PCT	O-D-T	AVG	PF-D	A	TO	BLK	ST	PTS-AVG
2013-14	27-0	230-8.5	27-61	.443	0-1	.000	14-25	.560	18-32-50	1.9	59-1	4	16	15	3	68-2.5
2014-15	33-0	249-7.5	33-91	.363	0-0	.000	17-26	.654	26-34-60	1.8	45-0	14	19	19	10	83-2.5
2015-16	31-0	246-7.9	36-76	.474	0-1	.000	12-19	.632	22-32-54	1.7	49-0	8	24	20	14	84-2.7
2016-17	33-1	265-8.0	27-71	.380	0-1	.000	9-18	.500	18-31-49	1.5	49-0	11	23	23	9	63-1.9
<b>TOTAL</b>	<b>124-1</b>	<b>990-8.0</b>	<b>123-299</b>	<b>.411</b>	<b>0-3</b>	<b>.000</b>	<b>52-88</b>	<b>.591</b>	<b>84-129-213</b>	<b>1.7</b>	<b>202-1</b>	<b>37</b>	<b>82</b>	<b>77</b>	<b>36</b>	<b>298-2.4</b>

#### SHEBLE'S CAREER BIG 12 CONFERENCE STATISTICS

YEAR	G-GS	MIN-AVG.	FGM-FGA	PCT	3PT-A	PCT	FTM-FTA	PCT	O-D-T	AVG	PF-D	A	TO	BLK	ST	PTS-AVG
2013-14	15-0	103-6.9	7-29	.241	0-0	.000	9-13	.692	8-15-23	1.5	27-0	2	5	8	3	23-1.5
2014-15	18-0	113-6.3	19-52	.365	0-0	.000	7-10	.700	11-11-22	1.2	23-0	7	9	6	5	45-2.5
2015-16	17-0	150-8.8	21-44	.477	0-1	.000	6-9	.667	16-20-36	2.1	27-0	5	16	9	10	48-2.8
2016-17	17-1	126-7.4	11-29	.379	0-0	.000	4-8	.500	11-16-27	1.6	30-0	6	11	12	6	26-1.5
<b>TOTALS</b>	<b>67-1</b>	<b>492-7.3</b>	<b>58-154</b>	<b>.377</b>	<b>0-1</b>	<b>.000</b>	<b>26-40</b>	<b>.650</b>	<b>46-62-108</b>	<b>1.6</b>	<b>107-0</b>	<b>20</b>	<b>41</b>	<b>35</b>	<b>24</b>	<b>142-2.1</b>

#### SHEBLE'S CAREER POSTSEASON STATISTICS

YEAR	G-GS	MIN	FGM-FGA	PCT	3PT-A	PCT	FTM-FTA	PCT	O-D-T	AVG	PF-D	A	TO	BLK	ST	PTS-AVG
Big 12	6-0	51-8.5	5-10	.500	0-0	.000	6-8	.750	3-4-7	1.2	10-0	3	2	2	0	16-2.7
WNIT	2-0	17-8.5	0-4	.000	0-0	.000	0-2	.000	0-2-2	1.0	4-0	2	0	4	3	0-0.0
NCAA	4-0	31-7.8	7-12	.583	0-0	.000	0-0	.000	1-2-3	0.8	7-0	1	4	3	0	14-3.5
<b>TOTALS</b>	<b>12-0</b>	<b>99-8.3</b>	<b>12-26</b>	<b>.462</b>	<b>0-0</b>	<b>.000</b>	<b>6-10</b>	<b>.600</b>	<b>4-8-12</b>	<b>1.1</b>	<b>21-0</b>	<b>6</b>	<b>6</b>	<b>9</b>	<b>3</b>	<b>30-2.5</b>



12

# KELLY THOMSON

Guard | 5-9 | Riley, Kan. (Riley County HS)



## THOMSON'S TROPHY CASE

- 2017 Academic All-Big 12 First Team
- 2016 Big 12/Dr. Gerald Lage Academic Achievement Award
- 2016 Academic All-Big 12 First Team
- Three-time Pat Bosco Academic Award recipient (2015-17)
- 2016 Allstate Good Works Team nominee
- Haier Achievement Award - November 2015
- 2014 Academic All-Big 12 First Team
- 2015 1st Infantry Div. Sustainment Brigade Tammie Romstad Durable Award
- Seven-time Big 12 Commissioner's Honor Roll

## THOMSON'S CAREER HIGHS

Points	15, at UTEP (11/16/13)
FGs Made	5, at UTEP (11/16/13)
FGs Attempted	13, at UTEP (11/16/13)
3-pt. FGs Made	5, at UTEP (11/16/13)
3-pt FGs Attempted	12, at UTEP (11/16/13)
FTs Made	4, vs. Charlotte (11/10/13)
FTs Attempted	4, vs. Charlotte (11/10/13)
Rebounds	3, five times
Assists	2, twice
Blocks	-
Steals	2, at Texas Tech (1/24/16)
Minutes	21, twice

## MISCELLANEOUS CAREER STATS

Double-Figure Scoring Games	2
20+ Point Games	-
Double-Doubles	-
5+ Rebound Games	-
5+ Assist Games	-
2+ Steal Games	1
4+ Made 3-Pt. FGs	2
2+ Made 3-Pt. FGs	5



## REDSHIRT SENIOR (2016-17)

Played in a career-high 28 games with one start and registered 62 minutes of action... Scored 18 points (0.6 ppg) and shot 5-of-10 (.500) from beyond the arc... Tallied four points and a rebound off the bench against Chicago State (11/11)... Notched five points against Baylor (1/25).

## REDSHIRT JUNIOR (2015-16)

Saw action in a career-high 26 games with 185 minutes played (7.1 mpg)... Averaged 1.8 points and 0.7 rebounds... Dished out a career-high eight assists and pocketed a career-best six steals... Tied her career-high with 17 rebounds... Drained a three-pointer and tied her career-high with three rebounds against Abilene Christian... Notched four points off the bench in five minutes at Connecticut (11/23)... Recorded five points and three rebounds in 16 minutes off the bench against Southern (11/25)... Tallied seven points, including 2-of-2 from beyond the arc, and two rebounds against Florida Atlantic (12/13)... Drained a three and pocketed a steal against TCU (1/16)... Came off the bench to add four points, two steals, a rebound and an assist in 11 minutes of action at Texas Tech (1/24)... Registered seven points on 2-of-4 shooting from beyond the arc, two assists and a steal at Baylor (2/3).

## REDSHIRT SOPHOMORE (2014-15)

Played in 17 games with 43 minutes of action off the bench... Pulled in six rebounds and scored three points... Made her season debut on Dec. 20 against Grambling State and recorded three points, three rebounds and a steal in seven minutes off the bench.

14

Awards earned for her work in the classroom

33

Career 3-point field goals made

.500

Season career-high 3-point field goal percentage in 2016-17

.714

Career free throw percentage







### REDSHIRT FRESHMAN (2013-14)

Tore the ACL in her left knee on Feb. 10; missed the remainder of season... Played in 19 games with one start and saw action in 176 minutes (9.3 mpg)... Averaged 2.7 points (51 points) and 0.9 rebounds (17 rebounds)... Came off the bench to make her career debut against Tennessee State (11/8) and record five points, two rebounds, two assists and one steal in 18 minutes... Led K-State with a career-high 15 points and three rebounds at UTEP (11/16)... Connected on 5-of-12 from beyond the arc against the Miners... Tallied a 4-of-9 effort from behind the 3-point line against Grambling State (12/7) for 14 points off the bench.

### FRESHMAN (2012-13)

Missed the 2012-13 season after tearing her ACL during one of the team's first practices in early October.

#### THOMSON'S CAREER STATISTICS

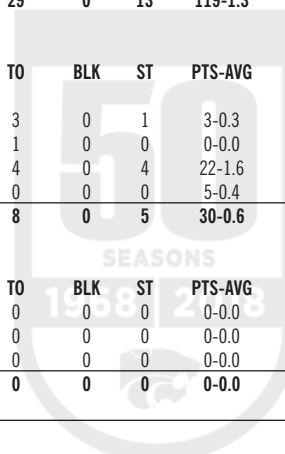
YEAR	G-GS	MIN-AVG.	FGM-FGA	PCT	3PT-A	PCT	FTM-FTA	PCT	O-D-T	AVG	PF-D	A	TO	BLK	ST	PTS-AVG
2012-13							DNP - Injured									
2013-14	19-1	176-9.3	14-52	.269	14-51	.275	9-10	.900	6-11-17	0.9	16-0	3	13	0	3	51-2.7
2014-15	17-0	43-2.5	1-14	.071	1-13	.077	0-0	.000	1-5-6	0.4	1-0	1	2	0	2	3-0.2
2015-16	26-0	185-7.1	13-43	.302	13-39	.333	8-14	.571	0-17-17	0.7	11-0	8	12	0	6	47-1.8
2016-17	28-1	62-2.2	5-11	.455	5-10	.500	3-4	.750	0-4-4	0.1	10-0	0	2	0	2	18-0.6
<b>TOTAL</b>	<b>90-2</b>	<b>466-5.2</b>	<b>33-120</b>	<b>.275</b>	<b>33-113</b>	<b>.292</b>	<b>20-28</b>	<b>.714</b>	<b>7-37-44</b>	<b>0.5</b>	<b>38-0</b>	<b>12</b>	<b>29</b>	<b>0</b>	<b>13</b>	<b>119-1.3</b>

#### THOMSON'S CAREER BIG 12 CONFERENCE STATISTICS

YEAR	G-GS	MIN	FGM-FGA	PCT	3PT-A	PCT	FTM-FTA	PCT	O-D-T	AVG	PF-D	A	TO	BLK	ST	PTS-AVG
2012-13							DNP - Injured									
2013-14	10-0	57-5.7	1-14	.071	1-14	.071	0-0	.000	4-2-6	0.6	3-0	1	3	0	1	3-0.3
2014-15	11-0	23-2.1	0-8	.000	0-7	.000	0-0	.000	1-1-2	0.2	0-0	0	1	0	0	0-0.0
2015-16	14-0	93-6.6	6-20	.300	6-19	.316	4-8	.500	0-5-5	0.4	6-0	3	4	0	4	22-1.6
2016-17	13-1	22-1.7	1-3	.333	1-2	.500	2-2	1.000	0-2-2	0.2	7-0	0	0	0	0	5-0.4
<b>TOTALS</b>	<b>48-1</b>	<b>195-4.1</b>	<b>8-45</b>	<b>.178</b>	<b>8-42</b>	<b>.190</b>	<b>6-10</b>	<b>.600</b>	<b>5-10-15</b>	<b>0.3</b>	<b>16-0</b>	<b>4</b>	<b>8</b>	<b>0</b>	<b>5</b>	<b>30-0.6</b>

#### THOMSON'S CAREER POSTSEASON STATISTICS

YEAR	G-GS	MIN	FGM-FGA	PCT	3PT-A	PCT	FTM-FTA	PCT	O-D-T	AVG	PF-D	A	TO	BLK	ST	PTS-AVG
Big 12	3-0	5-1.7	0-1	.000	0-1	.000	0-0	.000	0-0-0	0.0	0-0	0	0	0	0	0-0.0
WNIT	2-0	6-3.0	0-2	.000	0-2	.000	0-0	.000	0-0-0	0.0	0-0	1	0	0	0	0-0.0
NCAA	3-0	7-2.3	0-1	.000	0-1	.000	0-0	.000	0-2-2	1.0	0-0	0	0	0	0	0-0.0
<b>TOTALS</b>	<b>8-0</b>	<b>18-2.3</b>	<b>0-4</b>	<b>.000</b>	<b>0-4</b>	<b>.000</b>	<b>0-0</b>	<b>.000</b>	<b>0-2-2</b>	<b>0.3</b>	<b>0-0</b>	<b>1</b>	<b>0</b>	<b>0</b>	<b>0</b>	<b>0-0.0</b>



# 24 KINDRED WESEMANN

Guard | 5-7 | Pleasant Hill, Mo. (Pleasant Hill HS)



## WESEMANN'S TROPHY CASE

- 2017 All-Big 12 1st Team
- 3-time Academic All-Big 12 1st Team (2015, 2016, 2017)
- 2017 Marines Women's 3-Pt Contest Champion
- 2017 Battle of Champions 3-Pt Contest Champion
- 2016-17 Allstate Good Works Team nominee
- 2016-17 Senior CLASS Award candidate
- 2017 Kendra Wecker Offensive MVP
- 2016 Paradise Jam MVP (Island Division)
- 2016 Paradise Jam All-Tournament Team (Island Division)
- 2016 All-Big 12 2nd Team
- 2016 Big 12 WBB Scholar-Athlete of the Year
- 2016 Nicole Ohlde Defensive MVP
- Named team's 2015 Most Improved Award winner
- 2014 Big 12 Academic All-Rookie Team
- 7-time Big 12 Commissioner's Honor Roll

## WESEMANN'S CAREER HIGHS

Points	34, vs. Oklahoma State (1/28/17)
FGs Made	10, vs. Oklahoma State (1/28/17)
FGs Attempted	21, vs. Baylor (2/27/16)
3-pt. FGs Made	8, vs. Texas (2/4/15)
3-pt. FGs Attempted	15, vs. LSU (11/25/16)
FTs Made	12, vs. South Dakota (11/19/15)
FTs Attempted	12, vs. South Dakota (11/19/15)
Rebounds	10, vs. West Virginia (3/5/16)
Assists	7, twice
Blocks	1, twice
Steals	6, at TCU (2/18/17)
Minutes	41, twice

## MISCELLANEOUS CAREER STATS

Double-Figure Scoring Games	65
30+ Point Games	1
20+ Point Games	8
Double-Figure Rebounding Games	1
Double-Doubles	1
5+ Rebound Games	5
5+ Assist Games	16
5+ Steal Games	6
2+ Steal Games	54
4+ Made 3-Pt. FGs	24
2+ Made 3-Pt. FGs	78

## CAREER

18th in program history for career points (1,295)... 10th in school history for career assists (329)... Fifth in school history and 13th in Big 12 history for career 3-point field goals made (264)... Third in school history and seventh in Big 12 history for 3-point field goals attempted (764)... Fourth in school history for career free throw percentage (.819; 235-of-287)... 11th in career assist-turnover ratio (1.27)... Ninth in career steals (193)... 10th in school history for steals per game (1.51)... 4th in school history for career games with five or more steals (6).

## SENIOR (2016-17)

Played in and started all 34 games... Tabulated a career-high 1,150 minutes played... Scored a career-high and led the team with 474 points (13.9 ppg) on a career-high of 146-of-375 (.389) from the field... Reached double figures in a career-high 30 games... Set a new career-high for 3-point field goals made and attempted (90-of-256; .352)... Her 90 three-point field goals made ranks sixth for a season and third-highest by a senior... Made two or more 3-point field goals in a game 27 times... Won the 2017 Marines Women's 3-Point Contest and the Shoe Carnival Battle of Champions 3-Point Contest (3/30) in Phoenix, Arizona... Set a new career-high from the free throw line (92-of-107; .860)... Pulled in a career-high 85 rebounds... Handed out 100 assists (2.9 apg)... Pocketed a career-high 63 steals... Blocked a career-



high two shots... Recorded 11 points, three assists, five steals and a blocked shot against Chicago State (11/11)... Notched 12 points, two assists and two steals against Tulsa (11/14)... Carded 12 points, four rebounds and two steals against Lamar (11/20)... Registered 24 points on 7-of-17 shooting, including 5-of-15 from 3-point range and dished out four assists against LSU (11/25)... Finished the Paradise Jam as the MVP of the Island Division with 19 points on 6-of-14 shooting and added four rebounds and three assists against UTEP (11/26)... Tallied 16 points, four assists and two rebounds against Auburn (12/1)... Turned in a 13-point, five rebound and three steal game at Omaha (12/4)... Led the Wildcats with 15 points and added five rebounds, three steals and two assists against Princeton (12/18)... Carded 16 points and surpassed the career 1,000-point mark at Baylor (12/29)... Notched 16 points and five assists against West Virginia (1/1)... Tallied 18 points on 5-of-11 shooting from beyond the arc, four rebounds and three steals against TCU (1/18)... Notched 10 points, six assists and three steals at Iowa State (1/21)... Recorded a career-high 34 points on 10-of-18 shooting and a 10-of-10 effort from the foul line against Oklahoma State (1/28)... Registered a team-high 17 point on 6-of-9 shooting with four steals against Iowa State (2/11)... Carded 14 points, five rebounds, four assists and two steals at West Virginia (2/15)... Tallied 19 points, including 12 in the fourth quarter, four assists and a career-high six steals at TCU (2/18)... Recorded 12 points and six assists against Iowa State (3/4)... Notched 15 points and two assists against Baylor (3/5)... Registered 16 points, five assists and two steals against Drake (3/18).

## JUNIOR (2015-16)

Played in and started all 32 games... Carded a career-high 1,069 minutes played for an average of 33.4 minutes per game... Ranked seventh in the Big 12 in minutes played... Set career-highs in points, field goals made, 3-point field

1,295

Career Points  
Ranks 18th in School History

329

Career Assists  
Ranks 10th in School History

264

Career 3-Pt Field  
Goals made  
Ranks fifth in School History

193

Career Steals  
Ranks tied for ninth in School History





more... Tallied 16 games with two or more steals... Recorded 14 games with two or more connections from beyond the arc... Tied her career-highs with six assists and three steals against UMKC (11/18)... Carded 11 points, four rebounds and three assists against William Jewell (12/8)... Came off the bench to play 34 minutes and notch 11 points, including 6-of-6 from the foul line, and four assists against Kansas (1/11)... Tallied 16 points on 5-of-9 shooting including 3-of-4 from beyond the arc at Oklahoma State (1/14)... Notched a career-high 25 points on a career-best 8-of-11 shooting from beyond the arc against Texas (2/4)... Carded 21 points on 8-of-14 shooting including 5-of-9 from beyond the arc and added three rebounds, an assist and a steal at Oklahoma (2/7)... Registered 14 points, four steals and two assists against Oklahoma (2/21)... Recorded 10 points, two rebounds, an assist and a steal at Kansas (2/25)... Notched 12 points and two steals against West Virginia (3/3)... Tallied 13 points, three assists and three steals against Kansas in the first round of the Big 12 Championship (3/6).

### FRESHMAN (2013-14)

Played in 29 games and started nine... Checked in with 601 minutes played (20.7 mpg)... Averaged 5.8 points (169 points), 1.9 rebounds (54 rebounds) and 1.3 assists (38 assists)... Made two or more 3-point field goals in 12 games, including three games with 4 or more connections from beyond the arc... Of her 169 points, 111 came from behind the 3-point line (65.7 percent)... Ended the regular season with five straight games in double figures... Averaged 6.0 points, 1.7 rebounds and tied for the team lead with 24 made 3-point field goals in Big 12 action... Made her first career start in the season-opener against Tennessee State (11/8)... Finished with nine points, four rebounds, two steals and an assist in 20 minutes... Notched nine points, four rebounds, two assists and a steal against Charlotte (11/10)... Registered nine points on 3-of-6 shooting, a career-high six assists, two rebounds and a steal off the bench against Grambling State (12/7)... Came off the bench to record nine points, four rebounds and an assist in a career-high 32 minutes at Hampton (12/21)... Came off the bench to score 14 points and pulled in three rebounds against Oklahoma (1/29)... Made her first career Big 12 start at West Virginia (2/8) and tallied 10 points and two rebounds... Carded 11 points, three rebounds and two assists against West Virginia (2/22)... Registered 15 points on 5-of-8 shooting, including 4-of-7 from beyond the arc, three assists, two rebounds and two steals at Kansas (2/26)... Tallied 12 points on 4-of-10 shooting, including 4-of-8 from beyond the arc at Oklahoma State (3/1)... Tallied 13 points, four rebounds and three steals against TCU (3/3)... Carded a career-high 18 points, including a 4-of-8 effort from beyond the arc, four rebounds and two assists against Kansas (3/7) in the first round of the 2014 Phillips 66 Big 12 Championships.

goals made, free throws made and attempted, rebounds, assists and steals... Averaged career-highs of 12.1 points, 3.3 assists and 2.5 rebounds... Shot 36.9 percent from the field including 39.7 percent from beyond the arc... Ranked 12th in the Big 12 in scoring... Led the Big 12 in 3-point field goals made per game (2.7) and ranked seventh in 3-point field goal percentage... Ranked third in the Big 12 in free throw percentage... For the second straight season, she registered 250 or more points, 80 or more assists and 50 or more steals... Tallied 18 games with 10 or more points, including three games with 20 or more... Handed out five or more assists seven times... Made at least one 3-point field goal in 31 games... Notched 26 games with two or more connections from beyond the arc, including seven games with four or more made 3s... Exploded for a career-high 28 points and seven assists against South Dakota (11/19)... Was 12-of-12 from the foul line against the Coyotes; fourth player in program history to be perfect on 12 or more free throw attempts in a game... Registered 11 points at UConn (11/23)... Tallied 16 points, four assists and two rebounds against Southern (11/25)... Carded 19 points on 5-of-7 from 3-point range, four rebounds and three steals against UT Arlington (12/3)... Registered 15 points, three assists and two steals at Chicago State (12/5)... Notched 19 points on 7-of-9 shooting including 5-of-6 from beyond the arc, six assists and three steals against Florida Atlantic (12/13)...

Tallied 21 points, five assists and five steals at TCU (1/2)... Carded 13 points and four assists against West Virginia (1/6)... Notched 12 points, three rebounds, two assists and two steals against Oklahoma State (1/13)... Registered 13 points and three assists at Kansas (1/20)... Finished with 15 points including 3-of-9 from 3-point range at Baylor (2/3)... Notched 26 points, including 6-of-8 from beyond the arc, and five assists against Oklahoma (2/9)... Tallied 17 points, three assists and three steals against Baylor (2/27)... Carded her first career double-double with 13 points, 10 rebounds, three steals and two assists against West Virginia in the quarterfinals of the Big 12 Championship... Registered eight points, seven assists, three rebounds and two steals against George Washington (3/18) in the first round of the NCAA Tournament.

### SOPHOMORE (2014-15)

Played in a career-high 33 games and started a career-best 32... Registered 1,045 minutes played, 264 points (8.0 ppg), 85 field goals made and 276 field goals attempted... Was 52-of-183 from 3-point field goals range and was 42-of-56 from the foul line... Pulled in 68 rebounds (2.1 rpg), dished out 87 assists (2.6 apg) and pocketed 54 steals... Tied for the team-lead in 3-point field goals made... Second on the team in assists... Scored in double figures in 10 games, including two games with 20 or

#### WESEMAN'S CAREER STATISTICS

YEAR	G-GS	MIN-AVG.	FGM-FGA	PCT	3PT-A	PCT	FTM-FTA	PCT	O-D-T	AVG	PF-D	A	TO	BLK	ST	PTS-AVG
2013-14	29-9	601-20.7	50-159	.314	37-111	.333	32-41	.780	18-36-54	1.9	44-4	38	40	0	14	169-5.8
2014-15	33-32	1045-31.7	85-276	.308	52-183	.284	42-56	.750	8-60-68	2.1	49-0	87	74	0	54	264-8.0
2015-16	32-32	1069-33.4	117-317	.369	85-214	.397	69-83	.831	10-71-81	2.5	56-0	104	82	0	62	388-12.1
2016-17	34-34	1150-33.8	146-375	.389	90-256	.352	92-107	.860	7-78-85	2.5	44-0	100	64	2	63	474-13.9
<b>TOTAL</b>	<b>128-107</b>	<b>3865-30.2</b>	<b>398-1127</b>	<b>.353</b>	<b>264-764</b>	<b>.346</b>	<b>235-287</b>	<b>.819</b>	<b>43-245-288</b>	<b>2.3</b>	<b>193-4</b>	<b>329</b>	<b>260</b>	<b>2</b>	<b>193</b>	<b>1295-10.1</b>

#### WESEMAN'S CAREER BIG 12 CONFERENCE STATISTICS

YEAR	G-GS	MIN	FGM-FGA	PCT	3PT-A	PCT	FTM-FTA	PCT	O-D-T	AVG	PF-D	A	TO	BLK	ST	PTS-AVG
2013-14	18-6	393-21.8	31-104	.298	24-74	.324	22-27	.815	10-21-31	1.7	26-2	19	20	0	9	108-6.0
2014-15	18-17	611-33.9	56-165	.339	36-109	.330	23-29	.793	7-29-36	2.0	31-0	40	41	0	22	171-9.5
2015-16	18-18	627-34.8	64-188	.340	48-126	.381	35-46	.761	2-39-41	2.3	36-0	52	50	0	33	211-11.7
2016-17	18-18	622-34.6	77-212	.363	43-134	.321	54-62	.871	5-33-38	2.1	25-0	53	33	0	39	251-13.9
<b>TOTALS</b>	<b>72-59</b>	<b>2252-31.3</b>	<b>228-669</b>	<b>.341</b>	<b>151-443</b>	<b>.341</b>	<b>134-164</b>	<b>.817</b>	<b>24-122-146</b>	<b>2.0</b>	<b>118-2</b>	<b>164</b>	<b>144</b>	<b>0</b>	<b>103</b>	<b>741-10.3</b>

#### WESEMAN'S CAREER POSTSEASON STATISTICS

YEAR	G-GS	MIN	FGM-FGA	PCT	3PT-A	PCT	FTM-FTA	PCT	O-D-T	AVG	PF-D	A	TO	BLK	ST	PTS-AVG
Big 12	6-5	200-33.3	25-68	.368	15-39	.385	13-16	.813	5-15-20	3.3	12-0	16	9	0	9	78-13.0
WNIT	2-2	54-27.0	2-12	.167	2-9	.222	1-2	.500	0-3-3	1.5	4-0	4	3	0	5	7-3.5
NCAA	4-4	150-37.5	14-36	.389	8-25	.320	4-6	.667	0-8-8	2.0	6-0	20	8	1	7	40-10.0
<b>TOTALS</b>	<b>12-11</b>	<b>404-33.7</b>	<b>41-116</b>	<b>.353</b>	<b>25-73</b>	<b>.342</b>	<b>18-24</b>	<b>.750</b>	<b>5-26-31</b>	<b>2.6</b>	<b>22-0</b>	<b>40</b>	<b>20</b>	<b>1</b>	<b>21</b>	<b>125-10.4</b>

# ERICA YOUNG

Forward | 6-1 | Tampa, Fla. (Tampa Bay Tech HS)



## YOUNG'S TROPHY CASE

- Two-time Big 12 Commissioner's Honor Roll

## YOUNG'S CAREER HIGHS

Points	13, vs. UMKC (11/18/14)
FGs Made	6, vs. UMKC (11/18/14)
FGs Attempted	9, vs. William Jewell (12/8/14)
3-pt. FGs Made	-
3-pt FGs Attempted	-
FTs Made	4, vs. SIUE (11/14/14)
FTs Attempted	6, vs. Sam Houston St. (12/19/15)
Rebounds	7, twice
Assists	3, vs. Abilene Christian (12/22/14)
Blocks	5, vs. Florida Atlantic (12/13/15)
Steals	2, seven times
Minutes	24, vs. Charlotte (11/10/13)

## MISCELLANEOUS CAREER STATS

Double-Figure Scoring Games	2
20+ Point Games	0
Double-Figure Rebounding Games	0
Double-Doubles	0
5+ Rebound Games	9
5+ Assist Games	0
4+ Block Games	1
2+ Block Games	6
2+ Steal Games	7



• Fourth player in the history of women's basketball at Kansas State from the state of Florida, joining former Sunshine State letterwinners, Carlisa Thomas (1984-87), Cassandra Jones (1983-86) and Jalana Childs (2009-12).

## SENIOR (2016-17)

Will not play this season due to knee surgery.

## JUNIOR (2015-16)

Played in a career-high 26 games... Averaged 7.6 minutes per game... Set career-highs for rebounds (59), defensive rebounds (36), blocks (17) and steals (14)... Four games with five or more rebounds... Blocked two or more shots in three games, including a career-high five against Florida Atlantic (12/13)... Came off the bench to play 13 minutes against Abilene Christian (11/16) and registered six points, four rebounds, one block and one steal... Tallied three points and three rebounds at Connecticut (11/23)... Recorded six points on 3-of-3 shooting and two steals against UTRGV (12/7)... Notched eight points on 4-of-5 shooting, six rebounds and a career-high five blocks against Florida Atlantic (12/13)... Recorded three points, seven rebounds and three blocks in 12 minutes off the bench against Sam Houston State (12/19)... Tied her season with eight points on 4-of-5 shooting, six rebounds and two steals in 15 minutes off the bench against Western Illinois (12/21)... Registered three points, three rebounds and a block at Oklahoma (1/10)... Had three points and two steals at Baylor (2/3)... Pulled in six rebounds at South Carolina (3/20) in the second round of the NCAA Tournament... Teamed up with Breanna Lewis to play with Athletes in Action in June 2015 in Poland against national teams from France, Latvia and Poland.

## SOPHOMORE (2014-15)

Saw action in a career-high 25 games, with three starts in Big 12 action... Registered career-highs in minutes played, points, field goals made, free throws made, total rebounds, assists, blocks and steals... Averaged 3.1 points on a .448 field goal percentage (30-of-67), 2.0 rebounds (51 total rebounds)... Fourth on the team in blocked shots with nine... Pocketed 10 steals and dished out eight assists... Scored more points in six games played (35), than she did

17

Blocks in 2015-16; a new career season-high and first time with 10 or more blocks in a season

14

Steals in 2015-16; a new career season-high

9

Career games with five or more rebounds

5

Career-high for blocks in a game







in 18 games in her freshman season (34)... Registered her first career double figure effort with 10 points on 3-of-4 shooting and a 4-of-4 effort from the foul line against SIUE (11/14)... Tallied career-highs of 13 points on 6-of-8 shooting, three blocks and two steals against UMKC (11/18)... Came off the bench to notch six points, five rebounds including four offensive, two blocks and two steals against Hampton (11/21)... Came off the bench against William Jewell to record five points and six rebounds (12/8)... Tallied eight points on 4-of-8 shooting, five rebounds and a steal against Grambling State (12/20)... Made her first start of the season against Iowa State (1/17) and responded with eight points and four rebounds.

#### FRESHMAN (2013-14)

Played in 18 games with three starts and carded 166 minutes (9.2 mpg) in her debut season... Averaged 1.9 points, 2.1 rebounds and blocked seven shots... Made career debut against Tennessee State (11/8) by starting and recording eight points, three rebounds, one assist, one block and one steal in 21 minutes of action... Tallied five points, five rebounds, an assist and a blocked shot against Charlotte (11/10)... Notched seven points, five rebounds and an assist against Grambling State (12/7)... Registered six points and career-highs of seven rebounds and two assists off the bench against UC Santa Barbara (12/15).

#### YOUNG'S CAREER STATISTICS


YEAR	G-GS	MIN-AVG.	FGM-FGA	PCT	3PT-A	PCT	FTM-FTA	PCT	O-D-T	AVG	PF-D	A	TO	BLK	ST	PTS-AVG
2013-14	18-3	166-9.2	11-36	.306	0-0	.000	12-20	.600	14-24-38	2.1	31-2	6	28	7	2	34-1.9
2014-15	25-3	211-8.4	30-67	.448	0-0	.000	18-32	.563	30-21-51	2.0	20-0	8	17	9	10	78-3.1
2015-16	26-2	197-7.6	22-54	.407	0-0	.000	12-31	.387	23-36-59	2.3	31-1	7	23	17	14	56-2.2
2016-17							DNP - Injured									
<b>TOTAL</b>	<b>69-8</b>	<b>574-8.3</b>	<b>63-157</b>	<b>.401</b>	<b>0-0</b>	<b>.000</b>	<b>42-83</b>	<b>.506</b>	<b>67-81-148</b>	<b>2.1</b>	<b>82-3</b>	<b>21</b>	<b>68</b>	<b>33</b>	<b>26</b>	<b>168-2.4</b>

#### YOUNG'S CAREER BIG 12 CONFERENCE STATISTICS

YEAR	G-GS	MIN	FGM-FGA	PCT	3PT-A	PCT	FTM-FTA	PCT	O-D-T	AVG	PF-D	A	TO	BLK	ST	PTS-AVG
2013-14	8-0	45-5.6	0-3	.000	0-0	.000	4-6	.667	6-4-10	1.3	11-1	1	6	3	1	4-0.5
2014-15	12-3	67-5.6	9-21	.429	0-0	.000	3-7	.429	8-9-17	1.4	6-0	1	6	1	2	21-1.8
2015-16	14-2	73-5.2	5-20	.250	0-0	.000	3-10	.300	8-7-15	1.1	13-0	2	7	4	5	13-0.9
2016-17							DNP - Injured									
<b>TOTALS</b>	<b>34-5</b>	<b>185-5.4</b>	<b>14-44</b>	<b>.318</b>	<b>0-0</b>	<b>.000</b>	<b>10-23</b>	<b>.435</b>	<b>22-20-42</b>	<b>1.2</b>	<b>30-1</b>	<b>4</b>	<b>19</b>	<b>8</b>	<b>8</b>	<b>38-1.1</b>

#### YOUNG'S CAREER POSTSEASON STATISTICS

YEAR	G-GS	MIN	FGM-FGA	PCT	3PT-A	PCT	FTM-FTA	PCT	O-D-T	AVG	PF-D	A	TO	BLK	ST	PTS-AVG
Big 12							DNP - Coach's Decision									
WNIT	2-0	10-5.0	0-1	.000	0-0	.000	3-4	.750	3-2-5	2.5	1-0	0	1	0	1	3-1.5
NCAA	1-0	9-9.0	0-2	.000	0-0	.000	1-2	.500	3-3-6	6.0	1-0	1	1	0	1	1-1.0
<b>TOTALS</b>	<b>3-0</b>	<b>19-6.3</b>	<b>0-3</b>	<b>.000</b>	<b>0-0</b>	<b>.000</b>	<b>4-6</b>	<b>.667</b>	<b>6-5-11</b>	<b>3.7</b>	<b>2-0</b>	<b>1</b>	<b>2</b>	<b>0</b>	<b>2</b>	<b>4-1.3</b>



## 2016-17 FINAL BIG 12 STANDINGS

100

	Conference					Overall										-vs. Ranked Teams-	
	W	L	Pct.	H	A	W	L	Pct.	H	A	N	L10	Streak	Top-10	Top-25		
Baylor*	17	1	.944	8-1	9-0	33	4	.892	17-1	10-1	6-2	8-2	L1	3-2	12-3		
Texas!	15	3	.833	7-2	8-1	25	9	.735	15-3	9-3	1-3	5-5	L1	2-6	7-7		
Oklahoma!	13	5	.722	8-1	5-4	23	10	.697	14-2	7-6	2-3	6-4	L1	1-2	2-6		
Kansas State!	11	7	.611	7-2	4-5	23	11	.676	14-4	5-6	4-1	6-4	L1	0-6	3-8		
Iowa State!	9	9	.500	6-3	3-6	18	13	.581	15-4	3-7	0-2	6-4	L2	1-3	3-9		
West Virginia ^!	8	10	.444	6-3	2-7	24	11	.686	15-3	2-8	7-0	7-3	L1	2-3	5-6		
Oklahoma State ~	6	12	.333	5-4	1-8	17	15	.531	12-5	2-8	3-2	4-6	L2	0-3	0-10		
Texas Tech	5	13	.278	5-4	0-9	14	17	.452	12-5	0-11	2-1	3-7	L1	0-3	1-11		
TCU	4	14	.222	3-6	1-8	12	18	.400	11-7	1-10	0-1	2-8	L7	0-3	0-10		
Kansas	2	16	.111	2-7	0-9	8	22	.267	7-9	1-12	0-1	2-8	L6	0-3	0-8		

\*Big 12 regular season champions ^ Big 12 postseason champion !NCAA Participant ~WNIT Participant

## 2017 All-Big 12 Awards

**Coach of the Year:** Karen Aston, Texas  
**Player of the Year:** Brooke McCarty, Texas  
**Freshman of the Year:** Joyner Holmes, Texas  
**Newcomer of the Year:** Jessica Washington, Kansas  
**Defensive Player of the Year:** Brianna Taylor, Texas  
**Sixth Man Award:** Lauren Cox, Baylor

**All-Big 12 First Team** (all honors listed alphabetical by school)  
Kalani Brown, Baylor; Alexis Jones, Baylor; Bridget Carleton, Iowa State; Breanna Lewis, Kansas State; Kindred Wesemann, Kansas State; Kaylee Jensen, Oklahoma State; Ariel Atkins, Texas; Joyner Holmes, Texas; Brooke McCarty, Texas; Tynice Martin, West Virginia

**All-Big 12 Second Team**  
Nina Davis, Baylor; Alexis Prince, Baylor; Jessica Washington, Kansas; Peyton Little, Oklahoma; Vionise Pierre-Louis, Oklahoma

**All-Big 12 Honorable Mention**  
Jadda Buckley, Iowa State; Seanna Johnson, Iowa State; Maddie Manning, Oklahoma; Gabbi Ortiz, Oklahoma; AJ Alix, TCU; Kelsey Lang, Texas; Reece, Caldwell, Texas Tech; Ivonne CookTaylor, Texas Tech; Lanay Montgomery, West Virginia; Teana Muldrow, West Virginia

**Big 12 All-Defensive Team**  
Kalani Brown, Baylor; Alexis Prince, Baylor; Breanna Lewis, Kansas State; Ariel Atkins, Texas; Brianna Taylor, Texas; Lanay Montgomery, West Virginia

**Big 12 All-Freshman Team**  
Lauren Cox, Baylor; Eternati Willock, Kansas State; Chelsea Dungee, Oklahoma; Joyner Holmes, Texas; Brittany Brewer, Texas Tech

## 2017 NCAA TOURNAMENT

**First Round (March 17) - College Park, Md.**  
No. 6 West Virginia 75, No. 11 Elon 62

**First Round (March 17) - Austin, Texas**  
No. 3 Texas 78, No. 14 Central Arkansas 50

**First Round (March 18) - Manhattan, Kan.**  
No. 7 Kansas State 67, No. 10 Drake 54

**First Round (March 18) - Waco, Texas**  
No. 1 Baylor 119, No. 16 Texas Southern 30

**First Round (March 18) - Seattle, Wash.**  
No. 6 Oklahoma 75, No. 11 Gonzaga 62

**First Round (March 18) - Storrs, Conn.**  
No. 8 Syracuse 85, No. 9 Iowa State 65

**Second Round (March 19) - College Park, Md.**  
No. 3 Maryland 83, No. 6 West Virginia 56

**Second Round (March 20) - Manhattan, Kan.**  
No. 2 Stanford 69, No. 7 Kansas State 48

**Second Round (March 20) - Waco, Texas**  
No. 1 Baylor 86, No. 9 California 46

**Second Round (March 20) - Seattle, Wash.**  
No. 3 Washington 108, No. 6 Oklahoma 82

**Lexington Regional (March 24 & 26) - Lexington, Ky.**  
No. 2 Stanford 77, No. 3 Texas 66

**Oklahoma City Regional (March 25 & 27) - Oklahoma City, Okla.**  
No. 1 Baylor 97, No. 4 Louisville 63  
No. 2 Mississippi State 94, No. 1 Baylor 85 (OT)

## 2017 WNIT

**First Round**  
Abilene Christian 66, at Oklahoma State 56

## 2017 PHILLIPS 66 BIG 12 CHAMPIONSHIPS (OKLAHOMA CITY, OKLA.)

**First Round (Friday, March 3)**  
Game 1: No. 8 Texas Tech 76, No. 9 TCU 58  
Game 2: No. 7 Oklahoma State 79, No. 10 Kansas 75

**Quarterfinals (Saturday, March 4)**  
Game 3: No. 4 Kansas State 74, No. 5 Iowa State 67  
Game 4: No. 1 Baylor 95, No. 8 Texas Tech 63  
Game 5: No. 2 Texas 71, No. 7 Oklahoma State 60  
Game 6: No. 6 West Virginia 82, No. 3 Oklahoma 58

**Semifinals (Sunday, March 5)**  
Game 7: No. 1 Baylor 88, No. 4 Kansas State 71  
Game 8: No. 6 West Virginia 62, No. 2 Texas 59

**Championship (Monday, March 6)**  
Game 9: No. 6 West Virginia 77, No. 1 Baylor 66





## TEAM STATISTICS - OVERALL GAMES

SCORING OFFENSE					3-POINT FG PCT					STEALS				
##	Team	G	Pts	Avg/G	##	Team	FG	FGA	Pct	##	Team	G	Steals	Avg/G
1.	Baylor	37	3312	89.5	1.	Baylor	210	521	.403	1.	Kansas	30	285	9.50
2.	Texas	34	2517	74.0	2.	Texas Tech	195	532	.367	2.	Oklahoma	33	297	9.00
3.	West Virginia	35	2589	74.0	3.	West Virginia	240	670	.358	3.	TCU	30	246	8.20
4.	Oklahoma	33	2441	74.0	4.	TCU	220	623	.353	4.	Kansas State	34	277	8.15
5.	Iowa State	31	2289	73.8	5.	Texas	137	390	.351	5.	West Virginia	35	285	8.14
6.	TCU	30	2129	71.0	6.	Oklahoma	220	643	.342	6.	Texas	34	245	7.21
7.	Texas Tech	31	2106	67.9	7.	Iowa State	248	728	.341	7.	Baylor	37	253	6.84
8.	Kansas State	34	2294	67.5	8.	Kansas State	196	588	.333	8.	Iowa State	31	196	6.32
9.	Oklahoma State	32	2118	66.2	9.	Oklahoma State	141	457	.309	9.	Oklahoma State	32	199	6.22
10.	Kansas	30	1859	62.0	10.	Kansas	212	704	.301	10.	Texas Tech	31	182	5.87

SCORING DEFENSE					3-POINT FG PCT DEFENSE					TURNOVER MARGIN				
##	Team	G	Pts	Avg/G	##	Team	FG	FGA	Pct	##	Team	Avg	OPP	Margin
1.	Baylor	37	2083	56.3	1.	Texas Tech	175	638	.274	1.	Kansas	15.6	18.8	+3.23
2.	Texas	34	2113	62.1	2.	Baylor	208	742	.280	2.	Oklahoma	15.6	17.7	+2.12
3.	Kansas State	34	2123	62.4	3.	West Virginia	172	566	.304	3.	Baylor	13.4	15.0	+1.62
4.	West Virginia	35	2189	62.5	4.	Kansas State	226	710	.318	4.	Texas	15.2	16.3	+1.09
5.	Oklahoma State	32	2084	65.1	5.	TCU	172	540	.319	5.	TCU	15.3	16.4	+1.03
6.	Texas Tech	31	2102	67.8	6.	Texas	174	546	.319	6.	Iowa State	12.4	13.1	+0.74
7.	Iowa State	31	2134	68.8	7.	Kansas	155	470	.330	7.	Kansas State	15.0	15.6	+0.65
8.	Oklahoma	33	2296	69.6	8.	Iowa State	206	616	.334	8.	West Virginia	16.2	16.1	-0.11
9.	TCU	30	2089	69.6	9.	Oklahoma State	213	621	.343	9.	Texas Tech	14.5	12.6	-1.90
10.	Kansas	30	2169	72.3	10.	Oklahoma	230	665	.346	10.	Oklahoma State	15.3	13.1	-2.19

SCORING MARGIN					REBOUNDING OFFENSE					ASSIST/TURNOVER RATIO				
##	Team	OFF	DEF	Margin	##	Team	G	Reb	Avg/G	##	Team	Asst	Turn	Ratio
1.	Baylor	89.5	56.3	+33.2	1.	Baylor	37	1900	51.4	1.	Baylor	808	494	1.64
2.	Texas	74.0	62.1	+11.9	2.	Texas	34	1466	43.1	2.	Iowa State	471	383	1.23
3.	West Virginia	74.0	62.5	+11.4	3.	West Virginia	35	1429	40.8	3.	TCU	453	460	0.98
4.	Kansas State	67.5	62.4	+5.0	4.	Oklahoma State	32	1297	40.5	4.	Kansas State	500	509	0.98
5.	Iowa State	73.8	68.8	+5.0	5.	Iowa State	31	1221	39.4	5.	West Virginia	551	568	0.97
6.	Oklahoma	74.0	69.6	+4.4	6.	Oklahoma	33	1298	39.3	6.	Texas	476	517	0.92
7.	TCU	71.0	69.6	+1.3	7.	Texas Tech	31	1195	38.5	7.	Oklahoma State	419	490	0.86
8.	Oklahoma State	66.2	65.1	+1.1	8.	Kansas State	34	1266	37.2	8.	Oklahoma	433	515	0.84
9.	Texas Tech	67.9	67.8	+0.1	9.	Kansas	30	1117	37.2	9.	Texas Tech	370	449	0.82
10.	Kansas	62.0	72.3	-10.3	10.	TCU	30	1103	36.8	10.	Kansas	344	467	0.74

FREE THROW PCT					REBOUNDING DEFENSE					OFFENSIVE REBOUNDS				
##	Team	FTM	FTA	Pct	##	Team	G	Reb	Avg/G	##	Team	G	No.	Avg/G
1.	Iowa State	445	557	.799	1.	Baylor	37	1135	30.7	1.	Baylor	37	644	17.41
2.	Oklahoma	485	659	.736	2.	Texas	34	1112	32.7	2.	Texas	34	542	15.94
3.	TCU	433	592	.731	3.	West Virginia	35	1230	35.1	3.	Kansas	30	403	13.43
4.	West Virginia	471	644	.731	4.	Kansas State	34	1206	35.5	4.	Oklahoma State	32	414	12.94
5.	Oklahoma State	435	628	.693	5.	Oklahoma State	32	1156	36.1	5.	West Virginia	35	444	12.69
6.	Baylor	576	841	.685	6.	Iowa State	31	1120	36.1	6.	Iowa State	31	386	12.45
7.	Kansas State	462	681	.678	7.	Oklahoma	33	1342	40.7	7.	Oklahoma	33	406	12.30
8.	Texas Tech	315	465	.677	8.	TCU	30	1222	40.7	8.	Kansas State	34	405	11.91
9.	Texas	376	561	.670	9.	Texas Tech	31	1275	41.1	9.	TCU	30	317	10.57
10.	Kansas	335	512	.654	10.	Kansas	30	1373	45.8	10.	Texas Tech	31	316	10.19

FIELD GOAL PERCENTAGE					REBOUNDING MARGIN					DEFENSIVE REBOUNDS				
##	Team	FG	FGA	Pct	##	Team	Avg	OPP	Margin	##	Team	G	No.	Avg/G
1.	Baylor	1263	2534	.498	1.	Baylor	51.4	30.7	+20.7	1.	Baylor	37	1256	33.95
2.	Texas	1002	2233	.449	2.	Texas	43.1	32.7	+10.4	2.	Texas Tech	31	879	28.35
3.	West Virginia	939	2126	.442	3.	West Virginia	40.8	35.1	+5.7	3.	West Virginia	35	985	28.14
4.	Texas Tech	798	1874	.426	4.	Oklahoma State	40.5	36.1	+4.4	4.	Oklahoma State	32	883	27.59
5.	Kansas State	818	1946	.420	5.	Iowa State	39.4	36.1	+3.3	5.	Texas	34	924	27.18
6.	Oklahoma	868	2093	.415	6.	Kansas State	37.2	35.5	+1.8	6.	Oklahoma	33	892	27.03
7.	Iowa State	798	1938	.412	7.	Oklahoma	39.3	40.7	-1.3	7.	Iowa State	31	835	26.94
8.	Oklahoma State	771	1881	.410	8.	Texas Tech	38.5	41.1	-2.6	8.	TCU	30	786	26.20
9.	TCU	738	1801	.410	9.	TCU	36.8	40.7	-4.0	9.	Kansas State	34	861	25.32
10.	Kansas	656	1942	.338	10.	Kansas	37.2	45.8	-8.5	10.	Kansas	30	714	23.80

FIELD GOAL PCT DEFENSE					BLOCKED SHOTS					DEFENSIVE REB PCT.				
##	Team	FG	FGA	Pct	##	Team	G	Blocks	Avg/G	##	Team	G	D-Reb	Pct
1.	Baylor	720	2304	.313	1.	Baylor	37	295	7.97	1.	Baylor	37	1256	0.759
2.	Texas	729	1992	.366	2.	Texas	34	197	5.79	2.	Iowa State	31	835	0.714
3.	West Virginia	791	2100	.377	3.	Oklahoma	33	190	5.76	3.	West Virginia	35	985	0.707
4.	Kansas State	786	2043	.385	4.	West Virginia	35	199	5.69	4.	Texas	34	924	0.704
5.	Oklahoma State	765	1971	.388	5.	TCU	30	149	4.97	5.	Oklahoma State	32	883	0.704
6.	Texas Tech	824	2098	.393	6.	Texas Tech	31	145	4.68	6.	Kansas State	34	861	0.673
7.	Oklahoma	831	2084	.399	7.	Kansas State	34	143	4.21	7.	Oklahoma	33	892	0.670
8.	TCU	742	1856	.400	8.	Oklahoma State	32	126	3.94	8.	Texas Tech	31	879	0.662
9.	Iowa State	770	1888	.408	9.	Iowa State	31	109	3.52	9.	TCU	30	786	0.653
10.	Kansas	773	1787	.433	10.	Kansas	30	97	3.23	10.	Kansas	30	714	0.632

3-POINT FG MADE					ASSISTS					OFFENSIVE REB PCT.				
##	Team	G	3FG	Avg/G	##	Team	G	Assists	Avg/G	##	Team	G	O-Reb	Pct
1.	Iowa State	31	248	8.00	1.	Baylor	37	808	21.84	1.	Baylor	37	644	0.467
2.	TCU	30	220	7.33	2.	West Virginia	35	551	15.74	2.	Texas	34	542	0.428
3.	Kansas	30	212	7.07	3.	Iowa State	31	471	15.19	3.	West Virginia	35	444	0.351
4.	West Virginia	35	240	6.86	4.	TCU	30	453	15.10	4.	Oklahoma State	32	414	0.345
5.	Oklahoma	33	220	6.67	5.	Kansas State	34	500	14.71	5.	Kansas State	34	405	0.339
6.	Texas Tech	31	195	6.29	6.	Texas	34	476	14.00	6.	Iowa State	31	386	0.330
7.	Kansas State	34	196	5.76	7.	Oklahoma	33	433	13.12	7.	Oklahoma	33	406	0.310
8.	Baylor	37	210	5.68	8.	Oklahoma State	32	419	13.09	8.	Kansas	30	403	0.296
9.	Oklahoma State	32	141	4.41	9.	Texas Tech	31	370	11.94	9.	TCU	30	317	0.283
10.	Texas	34	137	4.03	10.	Kansas	30	344	11.47	10.	Texas Tech	31	316	0.276

## TEAM STATISTICS - CONFERENCE GAMES

SCORING OFFENSE					3-POINT FG PCT					STEALS				
##	Team	G	Pts	Avg/G	##	Team	FG	FGA	Pct	##	Team	G	Steals	Avg/G
1.	Baylor	18	1533	85.2	1.	Baylor	87	230	.378	1.	Kansas	18	170	9.44
2.	Oklahoma	18	1325	73.6	2.	West Virginia	126	348	.362	2.	Kansas State	18	152	8.44
3.	Texas	18	1322	73.4	3.	Texas	69	195	.354	3.	Oklahoma	18	144	8.00
4.	West Virginia	18	1253	69.6	4.	Oklahoma	120	342	.351	4.	TCU	18	134	7.44
5.	TCU	18	1237	68.7	5.	Texas Tech	107	306	.350	5.	Texas	18	132	7.33
6.	Iowa State	18	1232	68.4	6.	Iowa State	139	411	.338	6.	West Virginia	18	131	7.28
7.	Kansas State	18	1224	68.0	7.	Kansas State	96	289	.332	7.	Baylor	18	114	6.33
8.	Oklahoma State	18	1129	62.7	8.	TCU	124	388	.320	8.	Iowa State	18	99	5.50
9.	Texas Tech	18	1126	62.6	9.	Oklahoma State	82	269	.305	9.	Oklahoma State	18	94	5.22
10.	Kansas	18	1039	57.7	10.	Kansas	126	436	.289	10.	Texas Tech	18	88	4.89

SCORING DEFENSE					3-POINT FG PCT DEFENSE					TURNOVER MARGIN				
##	Team	G	Pts	Avg/G	##	Team	FG	FGA	Pct	##	Team	Avg	OPP	Margin
1.	Baylor	18	1042	57.9	1.	Baylor	94	358	.263	1.	Kansas	14.7	18.8	+4.11
2.	Texas	18	1094	60.8	2.	Texas Tech	112	370	.303	2.	Texas	14.1	16.5	+2.44
3.	Kansas State	18	1207	67.1	3.	Iowa State	119	333	.327	3.	Oklahoma	15.2	16.8	+1.67
4.	Iowa State	18	1238	68.8	4.	Texas	95	282	.337	4.	Kansas State	13.9	15.3	+1.33
5.	Oklahoma State	18	1265	70.3	5.	Oklahoma	118	346	.341	5.	TCU	14.8	14.9	+0.06
6.	Oklahoma	18	1268	70.4	6.	TCU	114	333	.342	6.	Baylor	12.7	12.6	-0.17
7.	Texas Tech	18	1278	71.0	7.	West Virginia	105	305	.344	7.	Iowa State	12.0	11.6	-0.44
8.	West Virginia	18	1281	71.2	8.	Kansas State	113	327	.346	8.	West Virginia	17.3	14.6	-2.72
9.	Kansas	18	1363	75.9	9.	Kansas	86	244	.352	9.	Oklahoma State	14.7	11.6	-3.11
10.	TCU	18	1384	76.9	10.	Oklahoma State	130	316	.411	10.	Texas Tech	14.3	11.2	-3.17

## INDIVIDUAL STATISTICS - OVERALL GAMES

## SCORING

##	Player-Team	CI	G	Pts	Avg.
1.	Jensen, Kaylee-OSU	JR	32	598	18.7
2.	Martin, Tynice-WVU	SR	35	651	18.6
3.	Washington, Jessica-KU	JR	29	495	17.1
4.	Johnson, Seanna-ISU	SR	31	489	15.8
5.	Brown, Kalani-BU	SO	37	569	15.4
6.	Carleton, Bridget-ISU	SO	31	465	15.0
7.	Muldrow, Teana-WVU	JR	35	508	14.5
8.	Caldwell, Reece-TTU	SO	31	448	14.5
9.	McCarthy, Brooke-UT	JR	34	481	14.1
10.	Wesemann, Kindred-KSU	SR	34	474	13.9
11.	Buckley, Jadda-ISU	JR	31	431	13.9
12.	Lewis, Breanna-KSU	SR	34	471	13.9
13.	Jones, Alexis-BU	SR	30	397	13.2
14.	Alix, AJ-TCU	JR	30	394	13.1
15.	Davis, Nina-BU	SR	37	480	13.0
16.	Atkins, Ariel-UT	JR	32	409	12.8
17.	Manning, Maddie-OU	SR	30	378	12.6
18.	Little, Peyton-OU	SR	33	410	12.4
19.	Butts, Jada-TCU	SR	29	353	12.2
20.	Holmes, Joyner-UT	FR	34	411	12.1
21.	Prince, Alexis-BU	SR	37	446	12.1
22.	Coleman, Mandy-OSU	JR	32	382	11.9
23.	Pierre-Louis, Vionise-OU	JR	33	393	11.9
24.	Wheeler, Karli-OSU	SO	32	367	11.5
25.	Montgomery, Lanay-WVU	SR	35	371	10.6
26.	Okonkwo, Amy-TCU	SO	30	306	10.2
27.	Calvert, McKenzie-KU	SO	23	234	10.2
28.	Gurantes, Arella-TTU	FR	29	288	9.9
29.	CookTaylor, Ivonne-TTU	SR	31	301	9.7
30.	Kopatich, Kylee-KU	SO	30	286	9.5

## REBOUNDING

##	Player-Team	CI	G	Rebs	Avg/G
1.	Jensen, Kaylee-OSU	JR	32	335	10.5
2.	Montgomery, Lanay-WVU	SR	35	312	8.9
3.	Muldrow, Teana-WVU	JR	35	299	8.5
4.	Brown, Kalani-BU	SO	37	305	8.2
5.	Lewis, Breanna-KSU	SR	34	280	8.2
6.	Johnson, Seanna-ISU	SR	31	255	8.2
7.	Holmes, Joyner-UT	FR	34	278	8.2
8.	Pierre-Louis, Vionise-OU	JR	33	261	7.9
9.	Lang, Kelsey-UT	SR	34	260	7.6
10.	Coleman, Mandy-OSU	JR	32	226	7.1
11.	Moore, Jordan-TCU	SO	29	198	6.8
12.	Mompremier, Beatrice-BU	SO	32	208	6.5
13.	Terry, Jada-TTU	JR	31	192	6.2
14.	Prince, Alexis-BU	SR	37	213	5.8
15.	Brewer, Brittany-TTU	FR	31	178	5.7
16.	Carleton, Bridget-ISU	SO	31	176	5.7
17.	Davis, Nina-BU	SR	37	208	5.6
18.	Burkhill, Meredith-ISU	SO	31	173	5.6
19.	Okonkwo, Amy-TCU	SO	30	164	5.5
20.	Manning, Maddie-OU	SR	30	161	5.4

## ASSISTS

##	Player-Team	CI	G	Assists	Avg/G
1.	Ray, Chania-WVU	JR	35	206	5.89
2.	Wallace, Kristy-BU	JR	37	208	5.62
3.	Buckley, Jadda-ISU	JR	31	155	5.00
4.	Jones, Alexis-BU	SR	30	143	4.77
5.	Alix, AJ-TCU	JR	30	139	4.63
6.	Caldwell, Reece-TTU	SO	31	139	4.48
7.	Ortiz, Gabbi-OU	JR	33	121	3.67
8.	McCarthy, Brooke-UT	JR	34	122	3.59
9.	Middlebrook, Karyla-KSU	JR	33	106	3.21
10.	Martin, Shaelyn-KSU	JR	34	102	3.00
11.	Johnson, Seanna-ISU	SR	31	93	3.00
12.	Wesemann, Kindred-KSU	SR	34	100	2.94
13.	Washington, Jessica-KU	JR	29	81	2.79
14.	Loecker, Katelyn-OSU	SR	32	89	2.78
15.	Christopher, Jayde-KU	SO	30	82	2.73

## FIELD GOAL PCT (Min. 3.0 made per game)

##	Player-Team	CI	FG	FGA	Pct
1.	Brown, Kalani-BU	SO	226	333	.679
2.	Montgomery, Lanay-WVU	SR	157	236	.665
3.	Davis, Nina-BU	SR	193	343	.563
4.	Lewis, Breanna-KSU	SR	205	367	.559
5.	Mompremier, Beatrice-BU	SO	104	189	.550
6.	Terry, Jada-TTU	JR	126	237	.532
7.	Lang, Kelsey-UT	SR	139	264	.527
8.	Pierre-Louis, Vionise-OU	JR	151	288	.524
9.	Moore, Jordan-TCU	SO	102	202	.505
10.	Okonkwo, Amy-TCU	SO	109	219	.498
11.	Higgs, Lashann-UT	SO	116	240	.483
12.	Muldrow, Teana-WVU	JR	186	386	.482
13.	Prince, Alexis-BU	SR	180	384	.469
14.	Jensen, Kaylee-OSU	JR	220	470	.468
15.	Coleman, Mandy-OSU	JR	143	309	.463

## FREE THROW PCT (Min. 2.0 made per game)

##	Player-Team	CI	FTM	FTA	Pct
1.	Carleton, Bridget-ISU	SO	92	98	.939
2.	Buckley, Jadda-ISU	JR	99	113	.876
3.	Wesemann, Kindred-KSU	SR	92	107	.860
4.	Ray, Chania-WVU	JR	70	83	.843
5.	Ortiz, Gabbi-OU	JR	69	82	.841
6.	Atkins, Ariel-UT	JR	72	88	.818
7.	Martin, Tynice-WVU	SR	121	148	.818
8.	Manning, Maddie-OU	SR	72	90	.800
9.	Butts, Jada-TCU	SR	109	139	.784
10.	Okonkwo, Amy-TCU	SO	69	88	.784
11.	Muldrow, Teana-WVU	JR	104	133	.782
12.	Wheeler, Karli-OSU	SO	96	123	.780
13.	Jensen, Kaylee-OSU	JR	136	179	.760
14.	Brown, Kalani-BU	SO	117	154	.760
15.	Johnson, Seanna-ISU	SR	110	145	.759

## STEALS

##	Player-Team	CI	G	Steals	Avg/G
1.	Atkins, Ariel-UT	JR	32	64	2.00
2.	Manning, Maddie-OU	SR	30	60	2.00
3.	Wesemann, Kindred-KSU	SR	34	63	1.85
4.	Ray, Chania-WVU	JR	35	64	1.83
5.	Martin, Tynice-WVU	SO	35	62	1.77
6.	Kopatich, Kylee-KU	SO	30	53	1.77
7.	Little, Peyton-OU	SR	33	56	1.70
8.	Calvert, McKenzie-KU	SO	23	34	1.48
9.	Alix, AJ-TCU	JR	30	41	1.37
10.	Muldrow, Teana-WVU	JR	35	47	1.34

## 3-POINT FG PCT (Min. 1.0 made per game)

##	Player-Team	CI	3FG	FGA	Pct
1.	McCarthy, Brooke-UT	JR	77	179	.430
2.	Brewer, Alexis-WVU	SO	35	83	.422
3.	Prince, Alexis-BU	SR	62	149	.416
4.	Jones, Alexis-BU	SR	62	151	.411
5.	Manning, Maddie-OU	SR	48	121	.397
6.	Pardee, Katrina-WVU	SO	54	137	.394
7.	Brooks, Larry-TTU	JR	55	140	.393
8.	Alix, AJ-TCU	JR	69	177	.390
9.	Wallace, Kristy-BU	JR	37	95	.389
10.	Buckley, Jadda-ISU	JR	46	120	.383

## 3-POINT FG MADE

##	Player-Team	CI	G	3FG	Avg/G
1.	Wesemann, Kindred-KSU	SR	34	90	2.65
2.	Caldwell, Reece-TTU	SO	31	76	2.45
3.	Alix, AJ-TCU	JR	30	69	2.30
4.	McCarthy, Brooke-UT	JR	34	77	2.26
5.	Martin, Tynice-WVU	SO	35	76	2.17
6.	Washington, Jessica-KU	JR	29	61	2.10
7.	Jones, Alexis-BU	SR	30	62	2.07
8.	Carleton, Bridget-ISU	SO	31	63	2.03
9.	Durr, Emily-UT	JR	31	56	1.81
10.	Brooks, Larry-TTU	JR	31	55	1.77

## BLOCKED SHOTS

##	Player-Team	CI	G	Blocks	Avg/G
1.	Montgomery, Lanay-WVU	SR	35	99	2.83
2.	Lang, Kelsey-UT	SR	34	79	2.32
3.	Pierre-Louis, Vionise-OU	JR	33	71	2.15
4.	Brown, Kalani-BU	SO	37	73	1.97
5.	Mulkey, Nancy-OU	FR	33	62	1.88
6.	Lewis, Breanna-KSU	SR	34	59	1.74
7.	Brewer, Brittany-TTU	FR	31	53	1.71
8.	Jensen, Kaylee-OSU	JR	32	50	1.56
9.	Mompremier, Beatrice-BU	SO	32	47	1.47
10.	Cox, Lauren-BU	FR	37	53	1.43

## ASSIST/TURNOVER RATIO (Min. 3.0 assists/game)

##	Player-Team	CI	Asst	Turn	Ratio
1.	Wallace, Kristy-BU	JR	208	80	2.60
2.	McCarthy, Brooke-UT	JR	122	56	2.18
3.	Jones, Alexis-BU	SR	143	66	2.17
4.	Ortiz, Gabbi-OU	JR	121	56	2.16
5.	Buckley, Jadda-ISU	JR	155	84	1.85
6.	Ray, Chania-WVU	JR	206	125	1.65
7.	Martin, Shaelyn-KSU	JR	102	67	1.52
8.	Alix, AJ-TCU	JR	139	94	1.48
9.	Caldwell, Reece-TTU	SO	139	95	1.46
10.	Johnson, Seanna-ISU	SR	93	64	1.45
11.	Middlebrook, Karyla-KSU	JR	106	83	1.28

## OFFENSIVE REBOUNDS

##	Player-Team	CI	G	No.	Avg/G
1.	Jensen, Kaylee-OSU	JR	32	115	3.59
2.	Brown, Kalani-BU	SO	37	123	3.32
3.	Montgomery, Lanay-WVU	SR	35	113	3.23
4.	Lewis, Breanna-KSU	SR	34	101	2.97
5.	Holmes, Joyner-UT	FR	34	98	2.88
6.	Lang, Kelsey-UT	SR	34	94	2.76
7.	Pierre-Louis, Vionise-OU	JR	33	87	2.64
8.	Muldrow, Teana-WVU	JR	35	92	2.63
9.	Davis, Nina-BU	SR	37	97	2.62
10.	Moore, Jordan-TCU	SO	29	65	2.24

## DEFENSIVE REBOUNDS

##	Player-Team	CI	G	No.	Avg/G
1.	Jensen, Kaylee-OSU	JR	32	220	6.88
2.	Johnson, Seanna-ISU	SR	31	188	6.06
3.	Muldrow, Teana-WVU	JR	35	207	5.91
4.	Montgomery, Lanay-WVU	SR	35	199	5.69
5.	Holmes, Joyner-UT	FR	34	180	5.29
6.	Pierre-Louis, Vionise-OU	JR	33	174	5.27
7.	Lewis, Breanna-KSU	SR	34	179	5.26
8.	Coleman, Mandy-OSU	JR	32	166	5.19
9.	Brown, Kalani-BU	SO	37	182	4.92
10.	Lang, Kelsey-UT	SR	34	166	4.88

## MINUTES PLAYED

##	Player-Team	CI	G	Minutes	Avg/G
1.	Martin, Tynice-WVU	SO	35	1246	35.60
2.	Ray, Chania-WVU	JR	35	1205	34.43
3.	Buckley, Jadda-ISU	JR	31	1058	34.13
4.	Caldwell, Reece-TTU	SO	31	1056	34.06
5.	Wesemann, Kindred-KSU	SR	34	1150	33.82
6.	McCarthy, Brooke-UT	JR	34	1149	33.79
7.	Wheeler, Karli-OSU	SO	32	1081	33.78
8.	Johnson, Seanna-ISU	SR	31	1037	33.45
9.	Little, Peyton-OU	SR	33	1097	33.24
10.	Carleton, Bridget-ISU	SO	31	1019	32.87

## INDIVIDUAL STATISTICS - BIG 12 GAMES

## SCORING

##	Player-Team	CI	G	Pts	Avg.
1.	Washington, Jessica-KU	JR	18	347	19.3
2.	Jensen, Kaylee-OSU	JR	18	321	17.8
3.	Martin, Tynice-WVU	SO	18	311	17.3
4.	Brown,Kalani-BU	SO	18	288	16.0
5.	Carleton, Bridget-ISU	SO	18	283	15.7
6.	Alix, AJ-TCU	JR	18	276	15.3
7.	Muldrow, Teana-WVU	JR	18	275	15.3
8.	Pierre-Louis,Vionise-OU	JR	18	254	14.1
9.	Johnson, Seanna-ISU	SR	18	251	13.9
10.	Wesemann, Kindred-KSU	SR	18	251	13.9
11.	Lewis, Breanna-KSU	SR	18	250	13.9
12.	McCarthy, Brooke-UT	JR	18	249	13.8
13.	Buckley, Jadda-ISU	JR	18	239	13.3
14.	Atkins, Ariel-UT	JR	18	239	13.3
15.	Holmes, Joyner-UT	FR	18	238	13.2
16.	Butts, Jada-TCU	SR	18	237	13.2
17.	Manning, Maddie-OU	SR	15	192	12.8
18.	Little, Peyton-OU	SR	18	220	12.2
19.	Jones,Alexis-BU	SR	16	195	12.2
20.	Caldwell, Reece-TTU	SO	18	214	11.9
21.	Coleman, Mandy-OSU	JR	18	213	11.8
22.	Davis,Nina-BU	SR	18	213	11.8
23.	Prince,Alexis-BU	SR	18	207	11.5
24.	Ortiz, Gabbi-OU	JR	18	196	10.9
25.	CookTaylor, Ivonne-TTU	SR	18	195	10.8
26.	Wheeler, Karli-OSU	SO	18	195	10.8
27.	Middlebrook, Karyla-KSU	JR	18	194	10.8
28.	Montgomery, Lanay-WVU	SR	18	187	10.4
29.	Brooks, Larry-TTU	JR	18	176	9.8
30.	Okonkwo, Amy-TCU	SO	18	168	9.3





## BIG 12 CONFERENCE

103

## BIG 12 CONFERENCE

400 East John Carpenter Freeway, Irving, TX 75062

Phone: (469) 524-1000 | Fax: (469) 524-1049 | Website: [www.big12sports.com](http://www.big12sports.com) | Twitter: @big12conference

The Big 12 enters its 22nd year in 2017-18 as it continues to promote the strength and success of one of the nation's premier athletic conferences under the direction of sixth-year commissioner Bob Bowlsby.



**Bob Bowlsby**  
Commissioner

TCU and West Virginia joined the league on July 1, 2012 and became the Big 12's first additions since inception, joining Baylor, Iowa State, Kansas, Kansas State, Oklahoma, Oklahoma State, Texas and Texas Tech.

With 10 members, the Big 12 remains as the only autonomy conference to determine its champions in all sports directly on the field of play with a full round-robin schedule. The Conference's hard work ethic and strong values have translated to enormous success in its first 21 years. Since it began competition in 1996-97, the league can boast of 58 NCAA team titles and 645 individual national championships.

The Big 12 has been at the forefront in college athletics reform, specifically with student-athlete welfare issues to include cost of attendance, student-athlete time demands and strengthening its policy for concussion diagnosis and management. In 2014-15, the Big 12 introduced and hosted three "State of Collegiate Athletics" forums to examine the issues facing college athletics. Two were conducted in Washington, D.C. and one in New York City. Panelists included respected authorities from intercollegiate athletics, university leadership and sports journalism. The third forum featured a special session comprised of student-athletes. The Big 12 continued the "State of Collegiate Athletics" forums the past three seasons with Dallas serving as the host site for two events and the most recent in Atlanta.

The Big 12 claimed four national championships in 2016-17 as Oklahoma brought home trophies in women's gymnastics, men's golf and softball, while Texas won men's swimming & diving. West Virginia played for the national championship in soccer while Texas advanced to the volleyball title match for the second-consecutive season. TCU baseball made its fourth-consecutive appearance in the College World Series. Oklahoma football won its 10th Big 12 title to advance to the Sugar Bowl. It marked the Conference's fifth appearance in a College Football Playoff New Year's Bowl in the three years of the structure. The Sooners also had two Heisman Trophy finalists, giving the Conference 18 since 1996, and two finalists for the fifth time. Texas' Courtney Okolo won the Bowerman Award, which is track & field's equivalent to the Heisman.

The Conference also had a banner year on the national stage in 2015-16. Two teams competed in 2015 College Football Playoff New Year's Bowls for the second consecutive season. Oklahoma made the Conference's first appearance in the CFP semifinals while OU men's basketball advanced to the Final Four. Other highlights included national championships by Texas men's swimming and diving and Oklahoma women's gymnastics and softball. National runner-up finishes were recorded by Texas volleyball, Oklahoma State wrestling, TCU equestrian, Texas men's golf, Oklahoma men's tennis and Oklahoma State women's tennis. Three Big 12 squads were among the eight teams that advanced to baseball's College World Series.

The Big 12 lays claim to five Heisman Trophy winners since 1996 and has had a finalist in 13 of its seasons. Twenty-seven

major individual awards have been won by Big 12 student-athletes in football over the past eight campaigns. Overall, more than 4,800 student-athletes have earned All-America recognition. West Virginia soccer standout Kadeisha Buchanan earned the Hyundai Young Player Award at the 2015 World Cup while playing for her native Canada, given to the player born in 1995 or later that made the biggest impression in the competition. She followed that up by being named the 2016 Honda Sport Award winner for soccer.

Through its first 21 years, the Big 12 has claimed a team national championship in 17 of the sports it sponsors. The Conference finished the BCS era ranked tied for second with seven appearances in the National Championship Game. The league has finished in the top two of women's basketball conference RPI in nine of the last 11 years and sent at least 70 percent of its teams to postseason for the eighth-straight season. In men's basketball, the league has had at least six 20-wins teams for 11 consecutive seasons, including each of the five years since it began competing with 10 squads. The Big 12 has had 27 teams earn NCAA bids over the past four campaigns, a total that ranks second nationally.

The Big 12 and its member institutions are committed to a competitive environment where sportsmanship and fair play take center stage. Whether on the field, in the classroom, or within the community, the student-athletes, administrators, coaches and game officials of the Big 12 support the highest ideals in sportsmanship.

National academic accolades have always been strong in the Big 12. Ty Darlington (Oklahoma) was the recipient of the 2015 William V. Campbell Trophy, known as the Academic Heisman. Gabe Ikard (Oklahoma) was presented the NCAA Today's Top 10 Award in January 2015. It recognizes former student-athletes for their successes on the fields and courts, in the classroom and in the community. Since 1996, the Big 12 has a total of 11 honorees for this prestigious award. In the last six seasons, 11 student-athletes were recipients of the NCAA Elite 90 Award with Oklahoma State's Christian Liddell (men's cross country) and Baylor's Jimmy Bendeck (men's tennis) picking up the most recent honors in 2016-17. The accolade showcases individuals who have reached the pinnacle of competition at the national championship level, while also achieving the highest academic standard among their peers.

In its short history, the Big 12 has over 600 Academic All-America recipients, averaging about 30 each season. Big 12 student-athletes have shown commitment to their studies by earning numerous individual academic recognitions. Twelve times in the past 12 years a league athlete has garnered the top academic honor for their respective sport, including Christina Hillman (Iowa State) for track & field/cross country in 2016.

The Big 12 can take pride in other stories that combine on and off the field success. In the fall of 2013, former Texas Tech track and field student-athlete Ifeatu Okafor was named the Big 12's first NCAA Woman of the Year. Patience Knight (Texas Tech) was the recipient of the Honda Inspiration Award in 2008 while Imani McGee-Stafford (Texas) was honored in 2015. It is given to an outstanding female college athlete who overcomes adversity to excel in her sport. Oklahoma State women's basketball was the inaugural recipient of the "Together We R" Team Award in 2012, recognizing programs that have strived to succeed in the face of adversity. Following a devastating tornado south of Oklahoma

City just before the Big 12 Baseball Championship in 2013, several league baseball teams along with other student-athletes, coaches and former Conference players contributed help in a variety of ways. Plus, the Conference contributed \$200,000 to the relief efforts. In the fall of 2014, Oklahoma football student-athlete Sterling Shepard and head coach Bob Stoops were honored with the Disney Sports Spirit Award while Kansas football student-athlete JaCorey Shepherd received the Lee Roy Selmon Community Spirit Award. Ty Darlington (Oklahoma) earned the 2015 Wuerffel Trophy which recognizes community service along with athletic and academic success.

Competitive excellence, scholarship and sportsmanship are all equal components of the Big 12 philosophy. All-Big 12 teams and Academic All-Big 12 squads are recognized for each sport at the end of their respective seasons. At the end of each academic year, the Conference honors its top male and female student-athletes with the Big 12 Athlete of the Year and Big 12 Sportsman of the Year awards.

Institutions can also nominate student-athletes for the prestigious Dr. Prentice Gautt Postgraduate Scholarships. A total of 401 scholars have received over \$2.9 million in postgraduate financial aid through the first 21 years of the program.

The Big 12 sponsors 23 sports. Men's squads include baseball, basketball, cross country, football, golf, indoor track & field, outdoor track & field, swimming & diving, tennis and wrestling. Women's teams are fielded in basketball, cross country, equestrian, golf, gymnastics, indoor track & field, outdoor track & field, rowing, soccer, softball, swimming & diving, tennis and volleyball.

Big 12 institutions create a league that encompasses five states and nearly 38 million people. Nearly 5,000 student-athletes from across the United States and around the World compete annually in the sports sponsored by the Conference.

The Conference currently conducts postseason championships for 21 of its 23 sports with the Football Championship Game returning in 2017 after a six-year absence. Each championship helps to determine teams and/or individuals that will represent the Conference in national postseason competition.

In its first 21 years, the Big 12 has distributed \$2.941 billion to its member institutions, including a record \$34.8 million per institution in 2016-17, an increase of 15 percent over the previous year. The Conference office is headquartered in Irving, Texas.



**2017-18 Big 12 Composite Schedule (as of 9/26/17)**  
**All times listed as Central. Dates, times and television designation subject to change.**  
**For the latest Big 12 composite schedule, visit [www.big12sports.com](http://www.big12sports.com).**

## Friday, November 10

Lamar at Baylor, 7:00 p.m.  
 South Dakota at Iowa State, 12:00 p.m. (Cyclones.TV)  
 Stephen F. Austin at K-State, 5:30 p.m.  
 Belmont at Oklahoma, 7:00 p.m. (SoonerSports.TV)  
 Incarnate Word at Oklahoma State, 11:00 a.m.  
 Central Connecticut State at West Virginia, 6:00 p.m.

## Saturday, November 11

Oral Roberts at TCU, 2:00 p.m.

## Sunday, November 12

Coppin State at Baylor, 2:00 p.m.  
 Campbell at Kansas, 2:00 p.m. (JTV/ESPN3)  
 Stetson at Texas, 1:00 p.m. (Longhorn Network)  
 Texas State at Texas Tech, 2:00 p.m.

## Monday, November 13

Omaha at K-State, 7:00 p.m.  
 Oklahoma at DePaul, 7:00 p.m.

## Tuesday, November 14

Central Arkansas at Baylor, 7:00 p.m. (FCS)  
 Iowa State at Northern Iowa, 7:00 p.m.  
 Wichita State at Oklahoma State, 7:00 p.m.  
 TCU at SMU, 7:00 p.m.  
 Sacramento State at West Virginia, 6:00 p.m.

## Wednesday, November 15

Texas Southern at Kansas, 7:00 p.m. (JTV/ESPN3)  
 McNeese State at Texas, 11:00 a.m. (Longhorn Network)  
 Florida A&M at Texas Tech, 11:00 a.m.

## Friday, November 17

Florida A&M at K-State, 5:30 p.m.  
 SMU at Oklahoma, 7:00 p.m. (FSSW +)  
 UTRGV at Oklahoma State, 7:00 p.m.  
 UTSA at Texas, 7:00 p.m. (Longhorn Network)

## Saturday, November 18

Baylor at UCLA  
 Texas State at TCU, 2:00 p.m.

## Sunday, November 19

Yale at Kansas, 1:00 p.m. (JTV/ESPN3)  
 Northwestern State at Oklahoma State, 1:00 p.m.  
 Arkansas-Pine Bluff at Texas Tech, 2:00 p.m.  
 K-State at North Texas, 3:00 p.m.  
 North Florida at West Virginia, 4:00 p.m.

## Monday, November 20

UMKC at Iowa State, 6:30 p.m. (Cyclones.TV)

## Tuesday, November 21

Yale at TCU, 6:30 p.m. (FSSW +)  
 Oklahoma at Colorado State, 8:00 p.m.

## Wednesday, November 22

Delaware State at Kansas, 7:00 p.m. (JTV/ESPN3)  
 UMass Lowell at Texas Tech

## Thursday, November 23

1 - Baylor vs. Missouri State, 2:00 p.m.  
 2 - Oklahoma State vs. South Dakota, 3:00 p.m.  
 3 - West Virginia vs. Butler, 2:30 p.m.

## Friday, November 24

3 - West Virginia vs. Drexel, Paradise Jam, 2:30 p.m.  
 1 - Iowa State vs. Tulane, 2:45 p.m.  
 2 - Oklahoma State vs. Tennessee, 3:00 p.m.  
 4 - K-State vs. UCLA, 3:15 p.m.  
 4 - Texas vs. LSU, 5:30 p.m.  
 5 - TCU vs. Arizona, 7:00 p.m.

## Saturday, November 25

1 - Baylor vs. Penn/Georgia Tech, 1 p.m. or 6:45 p.m.  
 3 - West Virginia vs. Virginia Tech, 1:30 p.m.  
 4 - Texas vs. Washington, 3:15 p.m.  
 1 - Iowa State vs. Central Michigan/San Diego State  
 4 - K-State vs. Penn State, 7:45 p.m.  
 6 - Oklahoma at Oregon  
 5 - TCU vs. CSUN/Idaho

## Sunday, November 26

Rice at Kansas, 1:00 p.m. (JTV/ESPN3)  
 Texas A&M at Texas Tech, 2:00 p.m.

## Tuesday, November 28

Oklahoma at Little Rock, 6:30 p.m.

## Wednesday, November 29

UMKC at Kansas, 7:00 p.m. (JTV/ESPN3)

## Thursday, November 30

7 - LSU at Texas Tech, 6:30 p.m.  
 7 - Kentucky at Baylor, 7:00 p.m. (FCS)  
 Iowa State at Drake, 7:00 p.m.  
 Southern at Oklahoma State, 7:00 p.m.  
 Louisiana Tech at Texas, 7:00 p.m. (Longhorn Network)  
 7 - K-State at Missouri, 8 p.m. (SEC Network)

## Friday, December 1

7 - Alabama at TCU, 12:00 p.m. (FSSW)

## Saturday, December 2

7 - Iowa State at Vanderbilt, 3 p.m. (SEC Network)

## Sunday, December 3

Stanford at Baylor, 1:00 p.m. (FS1)  
 7 - Arkansas at Kansas, 2:00 p.m. (JTV/ESPN3)  
 7 - Florida at Oklahoma, 2:00 p.m.  
 Texas Tech at Houston, 2:00 p.m.  
 7 - Oklahoma State at Mississippi State  
 7 - Texas at Georgia  
 7 - West Virginia at Texas A&M, 7:00 p.m. (ESPNU)

## Tuesday, December 5

North Dakota at Baylor, 7:00 p.m.

## Wednesday, December 6

Iowa at Iowa State, 6:30 p.m. (Cyclones.TV)  
 Nebraska at Kansas, 7:00 p.m. (JTV/ESPN3)  
 UT Arlington at K-State, 7:00 p.m.  
 Oklahoma at South Dakota State, 7:00 p.m.  
 TCU at Texas A&M  
 Texas Tech at New Mexico, 8:00 p.m.

## Thursday, December 7

Pitt at West Virginia, 6:00 p.m.

## Friday, December 8

UCLA at Oklahoma State, 7:00 p.m.

## Saturday, December 9

USF at Oklahoma, 2:00 p.m. (FS Oklahoma)

## Sunday, December 10

North Carolina Central at Iowa State, 12:00 p.m. (Cyclones.TV)  
 Coppin State at West Virginia, 1:00 p.m.  
 SE Missouri State at Kansas, 2:00 p.m. (JTV/ESPN3)  
 Southeastern Louisiana at TCU, 2:00 p.m.  
 Texas at Tennessee, 2:00 p.m. (ESPN2)

## Wednesday, December 13

McNeese at Baylor, 12:00 p.m. (FSSW)  
 Prairie View A&M at Texas Tech, 5:30 p.m.  
 Northwestern State at Texas, 7:00 p.m. (Longhorn Network)

## Saturday, December 16

Little Rock at K-State, 2:00 p.m.  
 New Mexico at Oklahoma, 2:00 p.m. (FS Oklahoma)  
 West Virginia vs. Radford (Charleston, W.Va.), 3:00 p.m.

## Sunday, December 17

Florida State at Texas, 11:30 a.m. (FS1)  
 UC Riverside at Iowa State, 2:00 p.m. (Cyclones.TV)  
 Northwestern State at TCU, 2:00 p.m.  
 UTRGV at Texas Tech, 2:00 p.m.

## Monday, December 18

Baylor at Nicholls State  
 Morgan State at West Virginia, 6:00 p.m.  
 Kansas at St. John's, 6:00 p.m.  
 Chicago State at K-State, 7:00 p.m.

## Tuesday, December 19

USC Upstate at Oklahoma State, 5:00 p.m.  
 Oklahoma at UConn, 6:00 p.m. (CBSSN)

## Wednesday, December 20

Kansas at Iona, 5:00 p.m.  
 Hampton at TCU, 6:30 p.m.

## Thursday, December 21

Incarnate Word at Texas Tech, 2:00 p.m.  
 Nicholls State at Iowa State, 6:30 p.m. (Cyclones.TV)  
 Northern Iowa at K-State, 7:00 p.m.  
 UL Monroe at Oklahoma State, 7:00 p.m.  
 Morehead State at West Virginia, 6:00 p.m.

## Thursday, December 28

Kansas at Iowa State  
 Oklahoma State at Texas Tech, 6:30 p.m.  
 West Virginia at TCU, 6:30 p.m.  
 Texas at Oklahoma, 7:00 p.m. (FS Oklahoma)  
 Baylor at K-State, 7:00 p.m.

## Sunday, December 31

Texas Tech at Baylor, 1:00 p.m. (ESPNU)  
 K-State at Oklahoma State, 2:00 p.m.  
 Oklahoma at Iowa State, 2:00 p.m. (Cyclones.TV)  
 TCU at Kansas, 2:00 p.m. (JTV/ESPN3)  
 West Virginia at Texas, 3:30 p.m. (FSN)

## Wednesday, January 3

K-State at West Virginia, 6:00 p.m.  
 Kansas at Texas Tech, 6:30 p.m.  
 Iowa State at Baylor, 7:00 p.m. (FSSW)  
 Oklahoma State at Texas, 7:00 p.m. (Longhorn Network)



**Thursday, January 4**

TCU at Oklahoma, 7:00 p.m. (FS Oklahoma)

**Saturday, January 6**

Baylor at Kansas, 2:00 p.m. (JTV/ESPN3)

**Sunday, January 7**

Texas at K-State, 1:00 p.m. (ESPNU)

Iowa State at West Virginia, 1:00 p.m. (AT&amp;T SportsNet)

Texas Tech at TCU, 2:00 p.m. (FSN)

Oklahoma at Oklahoma State, 4:00 p.m.

**Wednesday, January 10**

Oklahoma at Texas Tech, 6:00 p.m. (FSSW+)

K-State at Iowa State, 6:30 p.m. (Cyclones.TV)

West Virginia at Kansas, 7:00 p.m. (JTV/ESPN3)

Texas at TCU, 8:00 p.m. (FSSW+)

**Saturday, January 13**

Kansas at Texas, 1:00 p.m. (Longhorn Network)

Oklahoma State at K-State, 1:00 p.m. (FSN)

TCU at West Virginia, 4:00 p.m. (FSN)

Iowa State at Texas Tech, 6:00 p.m. (FSSW+)

**Sunday, January 14**

Baylor at Oklahoma, 1:00 p.m. (FS1)

**Monday, January 15**

UConn at Texas, 6:00 p.m. (ESPN2)

**Wednesday, January 17**

Oklahoma at K-State, 7:00 p.m.

Texas Tech at Kansas, 7:00 p.m. (JTV/ESPN3)

West Virginia at Oklahoma State, 7:00 p.m.

Baylor at Iowa State, 8:00 p.m. (FSN)

**Saturday, January 20**

Oklahoma State at Oklahoma, 12:00 p.m. (FSN)

Kansas at TCU, 2:00 p.m.

Texas at Texas Tech, 3:00 p.m. (FSN)

K-State at Baylor, 6:00 p.m. (FSSW)

West Virginia at Iowa State, 6:30 p.m. (Cyclones.TV)

**Wednesday, January 24**

Kansas at Oklahoma, 6:00 p.m. (FOX Sports Oklahoma)

Texas Tech at West Virginia, 6:00 p.m.

TCU at K-State, 7:00 p.m.

Iowa State at Oklahoma State, 8:00 p.m. (FSN)

**Thursday, January 25**

Texas at Baylor, 7:00 p.m. (ESPN)

**Saturday, January 27**

Texas Tech at Oklahoma State, 1:00 p.m.

Oklahoma at TCU, 2:00 p.m. (FSSW)

Iowa State at Texas, 7:00 p.m. (Longhorn Network)

**Sunday, January 28**

Baylor at West Virginia, 2:00 p.m. (FS1)

K-State at Kansas, 4:00 p.m. (FS1)

**Tuesday, January 30**

TCU at Iowa State, 6:30 p.m. (Cyclones.TV)

**Wednesday, January 31**

K-State at Oklahoma, 10:30 a.m. (FOX Sports Oklahoma)

Oklahoma State at Baylor, 6:30 p.m. (FSSW)

Texas at Kansas, 7:00 p.m. (JTV/ESPN3)

**Saturday, February 3**

TCU at Texas, 11:00 a.m. (Longhorn Network)

Kansas at Oklahoma State, 2:00 p.m.

West Virginia at Oklahoma, 2:00 p.m. (FOX Sports Oklahoma)

Baylor at Texas Tech, 6:30 p.m.

Iowa State at K-State, 7:00 p.m.

**Monday, February 5**

Texas at West Virginia, 6:00 p.m. (FS1)

Oklahoma at Baylor, 8:00 p.m. (FS1)

**Wednesday, February 7**

Oklahoma State at TCU, 6:30 p.m. (FSSW)

Texas Tech at K-State, 7:00 p.m.

**Saturday, February 10**

West Virginia at Texas Tech, 2:00 p.m. (FSSW)

Oklahoma State at Iowa State, 6:30 p.m. (Cyclones.TV)

K-State at Texas, 7:00 p.m. (Longhorn Network)

Oklahoma at Kansas, 7:00 p.m. (JTV/ESPN3)

TCU at Baylor, 7:00 p.m. (FSSW+)

**Tuesday, February 13**

Baylor at Oklahoma State, 7:00 p.m.

**Wednesday, February 14**

Kansas at West Virginia, 6:00 p.m.

Iowa State at TCU, 6:30 p.m. (FSSW)

Texas Tech at Texas, 7:00 p.m. (Longhorn Network)

**Saturday, February 17**

Kansas at Baylor, 1:00 p.m. (FSSW)

K-State at TCU, 2:00 p.m. (FSSW)

Oklahoma at West Virginia, 2:00 p.m. (AT&amp;T SportsNet)

Texas at Oklahoma State, 2:00 p.m.

Texas Tech at Iowa State, 3:00 p.m. (Cyclones.TV)

**Monday, February 19**

Baylor at Texas, 7:00 p.m. (ESPN2)

**Tuesday, February 20**

West Virginia at K-State, 7:00 p.m.

**Wednesday, February 21**

TCU at Texas Tech, 6:30 p.m. (FSSW)

Iowa State at Oklahoma, 7:00 p.m. (FSSW+)

Oklahoma State at Kansas, 7:00 p.m. (JTV/ESPN3)

**Saturday, February 24**

Texas Tech at Oklahoma, 12:00 p.m. (FOX Sports Oklahoma)

Oklahoma State at West Virginia, 12:00 p.m.

Kansas at K-State, 3:00 p.m. (FSN)

Baylor at TCU, 5:00 p.m.

Texas at Iowa State, 5:00 p.m. (FSN)

**Monday, February 26**

K-State at Texas Tech, 6:30 p.m. (FSSW+)

TCU at Oklahoma State, 7:00 p.m.

West Virginia at Baylor, 8:00 p.m. (FS1)

**Tuesday, February 27**

Oklahoma at Texas, 6:00 p.m. (FS1)

Iowa State at Kansas, 7:00 p.m. (JTV/ESPN3)

**Friday-Monday, March 2-5****Phillips 66 Big 12 Women's Basketball Championship, Oklahoma City**

2 – 6 &amp; 8:30 p.m. (FCS)

3 – 11:00 a.m., 1:30, 6:00 &amp; 8:30 p.m. (FSN)

4 – 1:30 &amp; 4:00 p.m. (FS1)

5 – 8:00 p.m. (FS1)

**Friday-Monday, March 16-19****NCAA First and Second Rounds [Top 16 Seeds Host]****Friday & Sunday, March 23 & 25****NCAA Regionals: Lexington Regional, Oklahoma City Regional [Oklahoma Host]****Saturday & Monday, March 24 & 26****NCAA Regionals: Bridgeport Regional, Stockton Regional****Friday & Sunday, March 30 & April 1****Women's Final Four, Columbus, Ohio****Nationwide Arena**

March 30 – 7:00 &amp; 9:30 p.m.

April 1 – 5:00 p.m.

Key:

1 – Junkanoo Jam; 2 – Cancun Challenge; 3 – Paradise Jam;

4 – South Point Thanksgiving Shootout; 5 – Warner Center

Marriott Thanksgiving Classic; 6 – PK80 Invitational; 7 –

2017 Big 12/SEC Challenge



Chesapeake Energy Arena - Oklahoma City, Okla.



**2018 PHILLIPS 66 BIG 12 CHAMPIONSHIP (Chesapeake Energy Arena - Oklahoma City, Okla. - March 2-5, 2018)**

**FRIDAY, MARCH 2**

Game 1: Seed #8 vs. Seed #9	6 p.m. (FCS)
Game 2: Seed #7 vs. Seed #10	8:30 p.m. (FCS)

**SATURDAY, MARCH 3**

Game 3: Seed #4 vs. Seed #5	11 a.m. (FSN)
Game 4: Seed #1 vs. Game-1 winner	1:30 p.m. (FSN)
Game 5: Seed #2 vs. Game-2 winner	6 p.m. (FSN)
Game 6: Seed #3 vs. Seed #6	8:30 p.m. (FSN)



**BIG 12 CONFERENCE**

**SUNDAY, MARCH 4**

Game 7: Semifinal 1	2 p.m. (FS1)
Game 8: Semifinal 2	4:30 p.m. (FS1)

**MONDAY, MARCH 5**

Game 9: Championship Game	8 p.m. (FS1)
---------------------------	--------------

**Record by Seed in Big 12 Championships**

Seed	K-State vs.	K-State as
No. 1	1-9	0-1
No. 2	1-1	2-2
No. 3	0-4	2-1
No. 4	2-0	3-3
No. 5	2-1	4-3
No. 6	2-2	0-1
No. 7	2-0	1-1
No. 8	1-2	3-4
No. 9	3-2	1-2
No. 10	1-0	0-0
No. 11	0-0	1-2
No. 12	2-0	0-1

**Record by Big 12 Championships Location**

Kansas City	11-11
Dallas	5-5
Oklahoma City	2-5

**Big 12 All-Tournament Team Selections**

Brit Jacobson - 1997  
Andria Jones (MVP) - 1997  
Megan Mahoney - 2005  
Kendra Wecker - 2002, 2005

**Big 12 Championship Records Held by K-State Players**

Most Assists  
Single Game: Megan Mahoney, 12; March 10, 2004  
  
Most 3-Pt. Field Goals Attempted  
Single Game: Laurie Koehn, 15; March 11, 2004

**Big 12 Championship Records Held by Team**

Defensive 3-Pt. FG Pct.  
Team Series: Kansas State, .034 (2010)



Andria Jones





**KANSAS STATE IN THE BIG 12 TOURNAMENT (18-21)****2017 (Oklahoma City, Okla.)**

Quarterfinals (4) K-State 74, (5) Iowa State 67  
Semifinals (1) Baylor 88, (4) K-State 71

**2016 (Oklahoma City, Okla.)**

Quarterfinals (3) West Virginia 74, (6) K-State 65

**2015 (Dallas, Texas)**

1st Round (8) K-State 57, (9) Kansas 49  
Quarterfinals (1) Baylor 82, (8) K-State 70

**2014 (Oklahoma City, Okla.)**

1st Round (8) Kansas 87, (9) K-State 84 (ot)

**2013 (Dallas, Texas)**

1st Round (8) K-State 51, (9) Texas 49  
Quarterfinals (1) Baylor 80, (8) K-State 47

**2012 (Kansas City, Mo.)**

Quarterfinals (5) K-State 67, (4) Iowa State 63  
Semifinals (1) Baylor 86, (5) K-State 65

**2011 (Kansas City, Mo.)**

Quarterfinals (4) K-State 56, (5) Iowa State 53  
Semifinals (1) Baylor 86, (4) K-State 53

**2010 (Kansas City, Mo.)**

1st Round (9) K-State 59, (8) Texas Tech 51  
Quarterfinals (1) Nebraska 63, (9) K-State 46

**2009 (Oklahoma City, Okla.)**

1st Round (5) K-State 68, (12) Colorado 51  
Quarterfinals (4) Texas A&M 65, (5) K-State 63

**2008 (Kansas City, Mo.)**

Quarterfinals (8) Iowa State 66, (1) K-State 65 (ot)

**2007 (Oklahoma City, Okla.)**

Quarterfinals (5) Iowa State 57, (12) K-State 45

**2006 (Dallas, Texas)**

1st Round (7) K-State 72, (10) Kansas 52  
Quarterfinals (2) Baylor 79, (7) K-State 74 (ot)

**2005 (Kansas City, Mo.)**

Quarterfinals (3) K-State 71, (6) Nebraska 45  
Semifinals (3) K-State 72, (2) Texas 69  
Finals (1) Baylor 68, (3) K-State 55

**2004 (Dallas, Texas)**

Quarterfinals (2) K-State 79, (7) Missouri 58  
Semifinals (6) Oklahoma 78, (2) K-State 66

**2003 (Dallas, Texas)**

Quarterfinals (2) K-State 77, (7) Baylor 60  
Semifinals (3) Texas Tech 71, (2) K-State 65

**2002 (Kansas City, Mo.)**

Quarterfinals (4) K-State 79, (5) Texas 63  
Semifinals (1) Oklahoma 69, (4) K-State 49

**2001 (Kansas City, Mo.)**

1st Round (6) Baylor 60, (11) K-State 44

**2000 (Kansas City, Mo.)**

Quarterfinals (9) Oklahoma St. 67, (5) K-State 59

**1999 (Kansas City, Mo.)**

1st Round (8) K-State 55, (9) Colorado 51  
Quarterfinals (1) Texas Tech 74, (8) K-State 55

**1998 (Kansas City, Mo.)**

1st Round (11) K-State 75, (6) Baylor 66 (ot)  
Quarterfinals (3) Kansas 50, (11) K-State 46

**1997 (Kansas City, Mo.)**

1st Round (5) K-State 81, (12) Oklahoma 56  
Quarterfinals (5) K-State 76, (4) Texas Tech 68  
Semifinals (5) K-State 73, (1) Kansas 58  
Finals (3) Colorado 54, (5) K-State 44

**KANSAS STATE INDIVIDUAL SINGLE GAME RECORDS**

Points	31, Jalana Childs, vs. Iowa State (3/8/12)
FGs Made	13, Twice: Jalana Childs, vs. Iowa State (3/8/12) Angie Finkes, vs. Baylor (3/3/98)
FGs Attempted	25, Angie Finkes, vs. Baylor (3/3/98)
3PT FGs Made	6, Laurie Koehn, vs. Baylor (3/12/03)
3PT FGs Attempted	15, Laurie Koehn, vs. Oklahoma (3/11/04)
FTs Made	8, Megan Deines, vs. West Virginia (3/5/16)
FTs Attempted	9, Twice: Nicky Ramage, vs. Colorado (3/2/99) Breanna Lewis, vs. Baylor (3/5/17)
FT Pct.	1.000, Twice: (8-8) Megan Deines, vs. West Virginia (3/5/16) (6-6), Shalee Lehning, vs. Iowa State (3/6/07)
Rebounds	16, Twice: Brandy Harris, vs. Colorado (3/2/99) Kendra Wecker, vs. Baylor (3/12/05)
Assists	12, Megan Mahoney, vs. Missouri (3/10/04)
Blocks	5, Twice: Nicole Ohlde, vs. Baylor (3/12/03) Breanna Lewis, vs. Kansas (3/7/14)
Steals	5, Ashia Woods, vs. Kansas (3/7/14)

**KANSAS STATE TEAM SINGLE GAME RECORDS**

Points	84, vs. Kansas (3/7/14)
Points (Half)	49 - second half, vs. Iowa State (3/4/17)
Points (Quarter)	29 (3Q), vs. Iowa State (3/4/17)
FGs Made	35, vs. Missouri (3/10/04)
FGs Attempted	74, vs. Baylor (3/8/06)
FG Pct. (min. 45 attempts)	.571 (32-56), vs. Baylor (3/3/98)
3PT FGs Made	12, vs. Baylor (3/9/13)
3PT FGs Attempted	36, vs. Baylor (3/9/13)
3PT FG Pct. (min. 10 attempts)	.563 (9-16), vs. Missouri (3/10/04)
FTs Made	22, vs. Kansas (3/6/97)
FTs Attempted	27, vs. Kansas (3/6/97)
FT Pct. (min. 15 attempts)	.875 (14-16), vs. Texas A&M (3/13/09)
Rebounds	45, Three times: vs. Colorado (3/2/99) vs. Baylor (3/12/03) vs. Iowa State (3/4/17)
Assists	25, Twice: vs. Baylor (3/3/98) vs. Missouri (3/10/04)
Turnovers	27, vs. Baylor (3/3/98)
Blocked Shots	10 vs. Baylor (3/12/03)
Steals	13, vs. Oklahoma (3/4/97)



## INDIVIDUAL GAME

### POINTS (MIN. 25 PTS SCORED)

1. Jalana Childs, vs. Iowa State (3/8/12)	31
2. Andria Jones, vs. Kansas (3/6/97)	28
3. Nicky Ramage, vs. Baylor (3/3/98)	27
Angie Finkes, vs. Baylor (3/3/98)	27
5. Kendra Wecker, vs. Missouri (3/10/04)	25
Haley Texada, vs. Baylor (3/7/15)	25
Kayla Goth, vs. Iowa State (3/4/17)	25

### FIELD GOALS MADE (MIN. 10 FGS MADE)

1. Jalana Childs, vs. Iowa State (3/8/12)	13
Angie Finkes, vs. Baylor (3/3/98)	13
3. Kendra Wecker, vs. Missouri (3/10/04)	12
4. Nicky Ramage, vs. Baylor (3/3/98)	11
5. Marlies Gipson, vs. Texas A&M (3/13/09)	10

### FIELD GOALS ATTEMPTED (MIN. 20 FGS ATTEMPTED)

1. Angie Finkes, vs. Baylor (3/3/98)	25
2. Brittany Chambers, vs. Baylor (3/9/13)	24
3. Jalana Childs, vs. Iowa State (3/8/12)	23
4. Leticia Romero, vs. Kansas (3/7/14)	21
5. Laurie Koehn, vs. Oklahoma (3/11/04)	20
Haley Texada, vs. Baylor (3/7/15)	20

### 3-POINT FIELD GOALS MADE (MIN. 5 3-PT FGS MADE)

1. Laurie Koehn, vs. Baylor (3/12/03)	6
2. Kristin Rethman, vs. Oklahoma State (3/6/00)	5
Laurie Koehn, vs. Missouri (3/10/04)	5
Brittany Chambers, vs. Baylor (3/9/13)	5
Katya Leick, vs. Kansas (3/7/14)	5
Haley Texada, vs. Baylor (3/7/15)	5

### 3-POINT FIELD GOAL ATTEMPTED (MIN. 10 3-PT FGS ATTEMPTED)

1. Laurie Koehn, vs. Oklahoma (3/11/04)	15
2. Brittany Chambers, vs. Baylor (3/9/13)	14
3. Laurie Koehn, vs. Baylor (3/12/03)	12
4. Laurie Koehn, vs. Texas (3/6/02)	11
Kimberly Dietz, vs. Baylor (3/8/06)	11
Haley Texada, twice	11
Kindred Wesemann, vs. West Virginia (3/5/16)	11
8. Kristin Rethman, vs. Oklahoma State (3/6/00)	10
Kimberly Dietz, vs. Iowa State (3/6/07)	10
Kari Kincaid, vs. Colorado (3/12/09)	10
Kayla Goth, vs. Iowa State (3/4/17)	10

### FREE THROWS MADE

1. Megan Deines, vs. West Virginia (3/5/16)	8
2. Andria Jones, vs. Kansas (3/6/97)	7
Ashley Sweat, vs. Texas A&M (3/13/09)	7
4. Missy Decker, vs. Texas Tech (3/5/97)	6
Nicky Ramage, vs. Colorado (3/2/99)	6
Kendra Wecker, vs. Texas Tech (3/13/03)	6
Shalee Lehning, vs. Iowa State (3/6/07)	6
Danielle Zanotti, vs. Iowa State (3/12/08)	6
Leticia Romero, vs. Kansas (3/7/14)	6
Kindred Wesemann, vs. Kansas (3/6/15)	6
Haley Texada, vs. Baylor (3/7/15)	6

### FREE THROWS ATTEMPTED

1. Nicky Ramage, vs. Colorado (3/2/99)	9
Breanna Lewis, vs. Baylor (3/5/17)	9
3. Andria Jones, vs. Kansas (3/6/97)	8
Nicky Ramage, vs. Baylor (3/3/98)	8
Olga Firsova, vs. Texas Tech (3/3/99)	8
Megan Mahoney, vs. Baylor (3/12/05)	8
Danielle Zanotti, vs. Iowa State (3/12/08)	8
Ashley Sweat, vs. Texas A&M (3/13/09)	8
Megan Deines, vs. West Virginia (3/5/16)	8

### REBOUNDS

1. Brandy Harris, vs. Colorado (3/2/99)	16
Kendra Wecker, vs. Baylor (3/12/05)	16
3. Breanna Lewis, vs. Kansas (3/7/14)	14
4. Kendra Wecker, vs. Texas (3/6/02)	13
5. Taelor Karr, vs. Texas Tech (3/11/10)	12
6. Olga Firsova, twice	11
Nicky Ramage, vs. Oklahoma State (3/6/00)	11
Marlies Gipson, vs. Baylor (3/8/06)	11
Shalee Lehning, vs. Iowa State (3/12/08)	11

### ASSISTS

1. Megan Mahoney, vs. Missouri (3/10/04)	12
2. Jenny Coalson, vs. Baylor (3/3/98)	11
3. Brit Jacobson, vs. Texas Tech (3/5/97)	10
4. Megan Mahoney, vs. Oklahoma (3/11/04)	9
Shalee Lehning, vs. Baylor (3/8/06)	9
Leticia Romero, vs. Kansas (3/7/14)	9
7. Missy Decker, vs. Oklahoma (3/4/97)	8
Brit Jacobson, vs. Baylor (3/3/98)	8
Megan Mahoney, vs. Texas (3/6/02)	8
Chelsea Domenico, vs. Baylor (3/12/03)	8

### STEALS (MIN. 4 STEALS)

1. Ashia Woods, vs. Kansas (3/7/14)	5
2. Brit Jacobson, vs. Baylor (3/3/98)	4
Essence Perry, vs. Texas Tech (3/3/99)	4
Amy Dutmer, vs. Missouri (3/10/04)	4
Brie Madden, vs. Baylor (3/12/05)	4
Shalee Lehning, twice	4
Haley Texada, vs. Baylor (3/7/15)	4

### BLOCKS (MIN. 4 BLOCKS)

1. Nicole Ohlde, vs. Baylor (3/12/03)	5
Breanna Lewis, vs. Kansas (3/7/14)	5
3. JoAnn Hamlin, vs. Kansas (3/7/06)	4
Breanna Lewis, vs. Kansas (3/6/15)	4

### DOUBLE-DOUBLES (22)

1. Breanna Lewis.....3	6. Eternati Willock.....1
vs. Baylor (3/5/17); 14 pts, 11 rebs	vs. Iowa State (3/4/17); 12 pts, 10 rebs
vs. Kansas (3/6/15); 18 pts, 10 rebs	Kindred Wesemann.....1
vs. Kansas (3/7/14); 20 pts, 14 rebs	vs. West Virginia (3/5/16); 13 pts, 10 rebs
Nicky Ramage.....3	Jalana Childs.....1
vs. Oklahoma St. (3/6/00); 11 pts, 11 rebs	vs. Iowa State (3/8/12); 31 pts, 10 rebs
vs. Colorado (3/2/99); 18 pts, 10 rebs	Taelor Karr.....1
vs. Baylor (3/3/98); 27 pts, 10 rebs	vs. Texas Tech (3/11/10); 16 pts, 12 rebs
3. Olga Firsova.....2	Shalee Lehning.....1
vs. Oklahoma St. (3/6/00); 15 pts, 11 rebs	vs. Iowa State (3/12/08); 15 pts, 11 rebs
vs. Texas Tech (3/3/99); 10 pts, 11 rebs	Shana Wheeler.....1
Kendra Wecker.....2	vs. Iowa State (3/6/07); 17 pts, 10 rebs
vs. Baylor (3/12/05); 14 pts, 16 rebs	Brie Madden.....1
vs. Texas (3/6/02); 22 pts, 13 rebs	vs. Texas (3/10/05); 14 pts, 10 rebs
Marlies Gipson.....2	Megan Mahoney.....1
vs. Colorado (3/12/09); 14 pts, 10 rebs	vs. Texas Tech (3/13/03); 24 pts, 10 rebs
vs. Baylor (3/8/06); 11 pts, 11 rebs	Angie Finkes.....1
	vs. Baylor (3/3/98); 27 pts, 10 rebs
	Brit Jacobson.....1
	vs. Texas Tech (3/5/97); 16 pts, 10 assts

## INDIVIDUAL CAREER

### GAMES

Rk.	Player (Years)	Games
1.	Seven tied	9
	Kendra Wecker (2001-05); Nicky Ramage (1996-99); Laurie Koehn (2001-05); Brie Madden (2001-05); Megan Mahoney (2001-05); Angie Finkes (1996-00); Chelsea Domenico (2002-05)	
8.	Three tied	8
	Branshea Brown (2008-12); Jalana Childs (2008-12); Mariah White (2009-13)	

### POINTS (MIN. 75 PTS SCORED)

Rk.	Player (Years)	Pts.	PPG
1.	Kendra Wecker (2001-05)	122	13.6
2.	Brittany Chambers (2009-13)	116	16.6
3.	Laurie Koehn (2001-05)	111	12.3
4.	Angie Finkes (1996-00)	97	10.8
5.	Megan Mahoney (2001-05)	92	10.2
6.	Nicole Ohlde (2000-04)	89	12.7
7.	Nicky Ramage (1996-99)	85	9.4
8.	Breanna Lewis (2013-17)	80	13.3
9.	Kindred Wesemann (2013-17)	78	13.0
10.	Jalana Childs (2008-12)	77	9.6

### FIELD GOALS MADE (MIN. 30 FGM)

Rk.	Player (Years)	FGM
1.	Kendra Wecker (2001-05)	66
2.	Angie Finkes (1996-00)	47
3.	Brittany Chambers (2009-13)	41
4.	Laurie Koehn (2001-05)	38
5.	Nicole Ohlde (2000-04)	37
6.	Jalana Childs (2008-12)	35
7.	Megan Mahoney (2001-05)	34
8.	Nicky Ramage (1996-99)	33
	Breanna Lewis (2013-17)	33

### FIELD GOALS ATTEMPTED (MIN. 65 FGA)

Rk.	Player (Years)	FGA
1.	Kendra Wecker (2001-05)	134
2.	Brittany Chambers (2009-13)	112
3.	Angie Finkes (1996-00)	106
4.	Laurie Koehn (2001-05)	99
5.	Nicole Ohlde (2000-04)	77
6.	Ashley Sweat (2006-10)	69
	Megan Mahoney (2001-05)	69
8.	Jalana Childs (2008-12)	66

### FIELD GOAL PCT (MIN. 60 FGA)

Rk.	Player (Years)	FG Pct.	FGM-FGA
1.	Jalana Childs (2008-12)	.530	35-66
2.	Breanna Lewis (2013-17)	.516	33-64
3.	Megan Mahoney (2001-05)	.493	34-69
4.	Kendra Wecker (2001-05)	.492	66-134
5.	Nicole Ohlde (2000-04)	.481	37-77
6.	Angie Finkes (1996-00)	.443	47-106
7.	Laurie Koehn (2001-05)	.384	38-99
8.	Haley Texada (2011-15)	.377	23-61
9.	Brittany Chambers (2009-13)	.366	41-112
10.	Ashley Sweat (2006-10)	.348	24-69
11.	Claire Coggins (2003-07)	.333	21-63

### 3-POINT FIELD GOALS MADE (MIN. 10 3-PT FGM)

Rk.	Player (Years)	3FGM
1.	Laurie Koehn (2001-05)	27
2.	Brittany Chambers (2009-13)	16
3.	Kristin Rethman (1998-02)	15
	Kindred Wesemann (2013-17)	15
5.	Haley Texada (2011-15)	13
6.	Kim Woodlee (1997-01)	11
	Missy Decker (1993-97)	11
8.	Claire Coggins (2003-07)	10
	Kimberly Dietz (2004-08)	10

### 3-POINT FIELD GOALS ATTEMPTED (MIN. 25 3FGA)

Rk.	Player (Years)	3FGA
1.	Laurie Koehn (2001-05)	72
2.	Brittany Chambers (2009-13)	60
3.	Kindred Wesemann (2013-17)	39
4.	Kim Woodlee (1997-01)	33
5.	Haley Texada (2011-15)	32
6.	Kimberly Dietz (2004-08)	31
7.	Kristin Rethman (1998-02)	29
8.	Kendra Wecker (2001-05)	26
	Taelor Karr (2009-11)	26
10.	Missy Decker (1993-97)	25

### 3-POINT FIELD GOAL PCT (MIN. 25 3FGA)

Rk.	Player (Years)	3FG Pct.	3FGM-3FGA
1.	Kristin Rethman (1998-02)	.517	15-29
2.	Missy Decker (1993-97)	.440	11-25
3.	Haley Texada (2011-15)	.406	13-32
4.	Kindred Wesemann (2013-17)	.385	15-39
5.	Laurie Koehn (2001-05)	.375	27-72
6.	Taelor Karr (2009-11)	.346	9-26
7.	Kim Woodlee (1997-01)	.333	11-33
8.	Kimberly Dietz (2004-08)	.323	10-31
9.	Kendra Wecker (2001-05)	.308	8-26
10.	Brittany Chambers (2009-13)	.267	16-60

### FREE THROWS MADE (MIN. 15 FTM)

Rk.	Player (Years)	FTM
1.	Ashley Sweat (2006-10)	21
2.	Nicky Ramage (1996-99)	19
3.	Megan Mahoney (2001-05)	18
	Brittany Chambers (2009-13)	18
5.	Kendra Wecker (2001-05)	17
6.	Shalee Lehning (2005-09)	16
7.	Nicole Ohlde (2000-04)	15



## FREE THROWS ATTEMPTED (MIN. 20 FTA)

Rk.	Player (Years)	FTA
1.	Nicky Ramage (1996-99)	32
2.	Ashley Sweat (2006-10)	30
3.	Megan Mahoney (2001-05)	27
4.	Breanna Lewis (2013-17)	26
5.	Angie Finkes (1996-00)	23
	Nicole Ohlde (2000-04)	23
	Brittany Chambers (2009-13)	23
8.	Shalee Lehnig (2005-09)	22
	Brit Jacobson (1996-98)	22

## FREE THROW PCT. (MIN. 20 FTA)

Rk.	Player (Years)	FT Pct.	FTM-FTA
1.	Brittany Chambers (2009-13)	.783	18-23
2.	Shalee Lehnig (2005-09)	.727	16-22
3.	Ashley Sweat (2006-10)	.700	21-30
4.	Megan Mahoney (2001-05)	.667	18-27
5.	Nicole Ohlde (2000-04)	.652	15-23
6.	Nicky Ramage (1996-99)	.594	19-32
7.	Angie Finkes (1996-00)	.565	13-23
8.	Brit Jacobson (1996-98)	.545	12-22
	Breanna Lewis (2013-17)	.538	14-26

## REBOUNDS (MIN. 40 REBS)

Rk.	Player (Years)	Rebs	RPG
1.	Kendra Wecker (2001-05)	73	8.1
2.	Brittany Chambers (2009-13)	58	8.3
3.	Nicky Ramage (1996-00)	57	6.3
4.	Breanna Lewis (2013-17)	52	8.7
5.	Nicole Ohlde (2000-04)	45	6.4
	Megan Mahoney (2001-05)	45	5.0
7.	Angie Finkes (1996-00)	42	4.7
8.	Marlies Gipson (2005-09)	40	8.0

## ASSISTS (MIN. 25 ASSTS)

Rk.	Player (Years)	Assts	APG
1.	Megan Mahoney (2001-05)	42	4.7
2.	Brit Jacobson (1996-98)	30	5.0
	Shalee Lehnig (2005-09)	30	5.0
4.	Kendra Wecker (2001-05)	25	2.8
	Mariah White (2009-13)	25	3.1
6.	Brittany Chambers (2009-13)	24	3.4
7.	Nicole Ohlde (2001-05)	20	2.9

## STEALS (MIN. 10 STLs)

Rk.	Player (Years)	Stls	SPG
1.	Brit Jacobson (1996-98)	15	2.5
2.	Kendra Wecker (2001-05)	13	1.4
3.	Shalee Lehnig (2005-09)	11	1.8

## BLOCKS (MIN. 5 BLKS)

Rk.	Player (Years)	Blks	BPG
1.	Breanna Lewis (2013-17)	15	2.5
2.	Nicole Ohlde (2000-04)	9	1.3
3.	Brie Madden (2001-05)	8	0.9
	Kendra Wecker (2001-05)	8	0.9
5.	Marlies Gipson (2005-09)	6	1.2
6.	JoAnn Hamlin (2006)	5	2.5
	Nicky Ramage (1996-99)	5	0.6
	Shana Wheeler (2004-08)	5	1.0

## TEAM GAME

## POINTS

1.	vs. Kansas (3/7/14)	84 (L)
2.	vs. Oklahoma (3/4/97)	81 (W)
3.	vs. Texas (3/6/02)	79 (W)
	vs. Missouri (3/10/04)	79 (W)
5.	vs. Baylor (3/12/03)	77 (W)
6.	vs. Texas Tech (3/5/97)	76 (W)
7.	vs. Baylor (3/3/98)	75 (W)

## POINTS IN A FIRST QUARTER

1.	vs. Baylor (3/5/17)	18
2.	vs. West Virginia (3/5/16)	17
3.	vs. Iowa State (3/4/17)	7

## POINTS IN A SECOND QUARTER

1.	vs. Baylor (3/5/17)	20
2.	vs. Iowa State (3/4/17)	18
3.	vs. West Virginia (3/5/16)	15

## POINTS IN A THIRD QUARTER

1.	vs. Iowa State (3/4/17)	29
2.	vs. West Virginia (3/5/16)	17
3.	vs. Baylor (3/5/17)	15

## POINTS IN A FOURTH QUARTER

1.	vs. Iowa State (3/4/17)	20
2.	vs. Baylor (3/5/17)	18
3.	vs. West Virginia (3/5/16)	16

## POINTS IN A HALF (MIN. 40)

Rk.	Opponent (Date)	Half	Pts
1.	vs. Iowa State (3/4/17)	2nd	49
2.	vs. Missouri (3/10/04)	1st	48
3.	vs. Baylor (3/1/03)	2nd	43
	vs. Baylor (3/9/12)	2nd	43
	vs. Baylor (3/7/15)	2nd	43
6.	vs. Oklahoma (3/4/97)	2nd	41
	vs. Nebraska (3/9/05)	1st	41
8.	vs. Oklahoma (3/4/97)	1st	40
	vs. Texas Tech (3/5/97)	2nd	40
	vs. Kansas (3/6/97)	2nd	40
	vs. Texas (3/6/02)	1st	40

## FIELD GOALS MADE (MIN. 30 FGS MADE)

1.	vs. Missouri (3/10/04)	35
2.	vs. Baylor (3/3/98)	32
3.	vs. Oklahoma (3/4/97)	31
4.	vs. Nebraska (3/9/05)	30
	vs. Kansas (3/7/14)	30

## FIELD GOALS ATTEMPTED (MIN. 60 FGS ATTEMPTED)

1.	vs. Baylor (3/8/06)	74
2.	vs. Kansas (3/7/14)	68
3.	vs. Oklahoma (3/11/04)	67
	vs. Baylor (3/9/12)	67
5.	vs. Missouri (3/10/04)	64
6.	vs. Oklahoma (3/4/97)	63
	vs. Baylor (3/5/17)	63
8.	vs. Texas (3/10/05)	60
	vs. Iowa State (3/4/17)	60

## FIELD GOAL PCT. (MIN. 55 ATT.)

Rk.	Game (Date)	FG Pct.	FGM-FGA
1.	vs. Baylor (3/3/98)	.571	32-56
2.	vs. Missouri (3/10/04)	.547	35-64
3.	vs. Nebraska (3/9/05)	.517	30-58
4.	vs. Oklahoma (3/4/97)	.492	31-63
5.	vs. Baylor (3/12/03)	.491	28-57
6.	vs. Texas (3/10/05)	.467	28-60
7.	vs. Colorado (3/12/09)	.455	25-55

## 3-POINT FIELD GOALS MADE (MIN. 10 3PT FGM)

1.	vs. Baylor (3/9/13)	12
2.	vs. Baylor (3/11/11)	11
	vs. Kansas (3/7/14)	11
4.	vs. Texas (3/6/02)	10
	vs. Baylor (3/12/03)	10
	vs. Oklahoma (3/11/04)	10

## 3-POINT FIELD GOAL ATTEMPTED (MIN. 25 3PT FGA)

1.	vs. Baylor (3/9/13)	36
2.	vs. Texas (3/8/13)	32
3.	vs. Oklahoma (3/11/04)	27
	vs. Baylor (3/8/06)	27
5.	vs. Baylor (3/11/11)	25
	vs. Baylor (3/9/12)	25
	vs. Iowa State (3/4/17)	25

## 3-POINT FIELD GOAL PCT. (MIN. 15 ATT.)

Rk.	Game (Date)	3FG Pct.	3FGM-3FGA
1.	vs. Missouri (3/10/04)	.563	9-16
2.	vs. Kansas (3/7/14)	.524	11-21
3.	vs. Oklahoma State (3/6/00)	.500	9-18
	vs. Texas (3/6/02)	.500	10-20
5.	vs. Baylor (3/12/03)	.455	10-22
6.	vs. Baylor (3/11/11)	.440	11-25
7.	vs. Oklahoma (3/4/97)	.438	7-16
	vs. Baylor (3/6/01)	.438	7-16
8.	vs. Baylor (3/5/17)	.364	8-22
9.	vs. Iowa State (3/4/17)	.320	8-25
10.	vs. West Virginia (3/5/16)	.313	5-16

## FREE THROWS MADE (MIN. 15 FTM)

1.	vs. Kansas (3/6/97)	22
2.	vs. Iowa State (3/4/17)	20
3.	vs. Texas Tech (3/13/03)	16
	vs. Baylor (3/7/15)	16
	vs. West Virginia (3/5/16)	16
6.	vs. Texas (3/6/02)	15

## FREE THROWS ATTEMPTED (MIN. 20 FTA)

1.	vs. Kansas (3/6/97)	27
2.	vs. Baylor (3/5/17)	25
3.	vs. Iowa State (3/4/17)	24
4.	vs. Oklahoma (3/4/97)	22
	vs. Texas (3/6/02)	22
6.	vs. West Virginia (3/5/16)	21
7.	vs. Iowa State (3/6/07)	20

## FREE THROW PCT. (MIN. 15 ATT.)

Rk.	Game (Date)	FT Pct.	FTM-FTA
1.	vs. Texas A&M (3/13/09)	.875	14-16
2.	vs. Colorado (3/12/09)	.867	13-15
	vs. Iowa State (3/8/12)	.867	13-15
4.	vs. Texas Tech (3/13/03)	.842	16-19
	vs. Baylor (3/7/15)	.842	16-19
6.	vs. Iowa State (3/4/17)	.833	20-24
7.	vs. Kansas (3/6/97)	.815	22-27
8.	vs. Texas Tech (3/5/97)	.813	13-16
9.	vs. Kansas (3/7/06)	.778	14-18

## REBOUNDS (MIN. 40 REBS)

1.	vs. Colorado (3/2/99)	45
	vs. Baylor (3/12/03)	45
	vs. Iowa State (3/4/17)	45
4.	vs. Kansas (3/7/14)	44
5.	vs. Nebraska (3/9/05)	43
6.	vs. Texas (3/6/02)	42
7.	vs. Baylor (3/3/98)	41
	vs. Baylor (3/8/06)	41
9.	vs. Oklahoma (3/4/97)	40

## ASSISTS (MIN. 20 ASSTS)

1.	vs. Baylor (3/3/98)	25
	vs. Missouri (3/10/04)	25
3.	vs. Texas (3/6/02)	23
	vs. Baylor (3/12/03)	23
5.	vs. Texas (3/10/05)	21
6.	vs. Oklahoma (3/4/97)	20
	vs. Oklahoma (3/11/04)	20
	vs. Nebraska (3/9/05)	20

## STEALS (MIN. 10 STLs)

1.	vs. Oklahoma (3/4/97)	13
2.	vs. Kansas (3/6/15)	12
3.	vs. Missouri (3/10/04)	11
4.	vs. Nebraska (3/9/05)	10

## BLOCKS (MIN. 5 BLKS)

1.	vs. Baylor (3/12/03)	10
2.	vs. Kansas (3/7/06)	6
	vs. Kansas (3/6/15)	6
4.	vs. Colorado (3/7/97)	5
	vs. Oklahoma (3/7/02)	5
	vs. Baylor (3/8/06)	5
	vs. Iowa State (3/12/08)	5
	vs. Kansas (3/7/14)	5
	vs. Baylor (3/5/17)	5



PLAYER	YEARS	G-GS	FGM-FGA	3PT-A	FTM-FTA	REB.	PF	PTS.	AST.	TO	BLK	STL	MIN.
Andrea Armstrong	2001-02	1-0	1-4	0-0	0-0	1	1	2	1	1	1	0	12
Shalondra Booker	2001-02	3-1	0-2	0-1	0-0	5	3	0	4	5	0	3	35
Branshea Brown	2009-12	8-4	9-30	0-3	6-11	28	22	24	7	12	2	4	166
Heidi Brown	2013	2-0	2-7	1-6	0-0	3	4	5	1	0	0	0	37
Chantay Caron	2011-14	7-3	8-28	4-13	3-4	16	8	23	8	2	0	4	151
Brittany Chambers	2010-13	7-7	41-112	16-60	18-23	58	10	116	24	30	1	5	294
Jalana Childs	2009-12	8-6	35-66	1-1	6-9	28	17	77	6	5	2	7	172
JuliAnne Chisholm	2011-12	3-0	5-10	3-4	0-0	2	5	13	2	3	1	0	29
Jenny Coalson	1997-98	5-2	6-17	2-6	3-6	27	8	17	13	14	0	5	132
Claire Coggins	2004-07	7-6	21-63	10-24	1-3	21	14	53	9	16	2	6	181
Bri Craig	2013-16	6-2	8-25	5-20	2-2	7	13	23	6	4	3	4	123
Missy Decker	1997	4-4	12-30	11-25	12-13	15	6	47	13	7	0	4	153
Megan Deines	2016	1-1	6-11	2-3	8-8	4	2	22	2	4	0	2	37
Tasha Dickey	2012	2-2	8-22	4-12	0-1	8	3	20	1	3	2	1	66
Kimberly Dietz	2005-08	7-4	14-46	10-31	11-16	12	8	49	10	9	2	4	139
Chelsea Domenico	2002-05	9-2	4-8	4-7	1-2	22	8	13	14	10	1	0	156
Amy Dutmer	2001-04	7-2	8-20	6-11	3-5	8	10	25	7	8	2	6	93
Angie Finkes	1997-00	9-5	47-106	0-1	13-23	42	28	97	11	25	3	2	279
Morgen Finneran	1998-01	5-1	1-10	1-5	2-3	9	5	5	6	6	0	2	65
Olga Firsova	1999-00	3-1	14-36	0-0	12-17	28	9	40	1	8	3	0	69
Denisha Ferguson	2001	1-0	0-0	0-0	0-0	0	2	0	0	0	0	0	1
A. Frei	2000	1-0	0-0	0-0	0-0	0	0	0	0	0	0	0	0
Marlies Gipson	2006,08-09	5-5	27-58	1-7	13-14	40	14	68	14	10	6	6	161
<b>Kayla Goth</b>	<b>2016-17</b>	<b>3-1</b>	<b>14-31</b>	<b>4-14</b>	<b>9-10</b>	<b>11</b>	<b>3</b>	<b>41</b>	<b>7</b>	<b>3</b>	<b>1</b>	<b>5</b>	<b>85</b>
JoAnn Hamlin	2006	2-2	10-16	0-0	1-2	15	8	21	0	4	5	1	52
Kari Hanson	2002	0-0	0-0	0-0	0-0	1	0	0	1	0	0	0	4
Brandy Harris	1998-99	4-2	8-20	0-0	3-4	29	10	19	5	6	1	5	103
Kayla Hester	1997	4-4	11-28	7-17	1-1	15	13	30	7	6	3	4	110
Kelsey Hill	2009-11	3-0	5-11	4-9	0-0	0	4	14	1	2	0	1	35
Danielle Hutton	2001	1-0	2-3	0-0	0-0	1	0	4	0	0	0	1	7
Brit Jacobson	1997-98	6-6	27-58	2-9	12-22	31	20	68	30	24	1	15	202
Sunny Jacobson	1997	1-0	0-0	0-0	0-0	0	0	0	0	0	0	0	1
Andria Jones	1997	4-4	26-45	4-7	14-18	25	11	60	8	18	4	7	146
Ashley Jones	2015	1-0	0-0	0-0	0-0	1	0	0	0	1	1	0	3
Taelor Karr	2010-11	4-4	16-41	9-26	2-2	21	9	43	9	3	0	5	143
Kari Kincaid	2007-10	6-5	15-39	8-24	6-9	12	5	44	5	6	1	4	194
Ashlynn Knoll	2014	1-0	0-3	0-0	0-0	1	1	0	0	2	0	0	7
Laurie Koehn	2002-05	9-9	38-99	27-72	8-9	28	15	111	11	16	0	3	298
Brianna Kulas	2011	1-0	0-1	0-0	0-0	1	0	0	0	0	0	0	3
Kjersten Larson	1997	2-0	2-3	1-2	1-2	1	1	6	3	0	0	3	26
Shalee Lehnig	2006-09	6-6	24-48	6-14	16-22	39	15	70	30	14	0	11	218
Katya Leick	2014	1-1	6-11	5-8	0-0	3	4	17	0	1	0	0	35
Breanna Lewis	2014-17	6-6	33-64	0-0	14-26	52	24	80	1	9	15	4	167
Brie Madden	2002-05	9-0	16-31	0-0	3-4	36	23	35	15	16	8	9	156
Megan Mahoney	2002-05	9-9	34-69	6-16	18-27	45	14	92	42	17	3	5	256
<b>Shaelyn Martin</b>	<b>2015-17</b>	<b>5-4</b>	<b>4-17</b>	<b>1-6</b>	<b>9-12</b>	<b>22</b>	<b>9</b>	<b>18</b>	<b>13</b>	<b>11</b>	<b>1</b>	<b>5</b>	<b>115</b>
Carolyn McCullough	2005-08	4-0	3-6	1-3	0-0	3	1	7	0	0	0	0	33
Jessica McFarland	2003-06	5-0	13-23	0-0	3-4	14	8	29	2	8	4	4	73
Twiggy McIntyre	2004-06	7-0	13-37	3-15	9-10	11	8	38	13	5	0	5	134
Deborah Meeks	2015	2-0	2-4	1-2	0-0	4	3	5	2	1	0	1	15
<b>Karyla Middlebrook</b>	<b>2017</b>	<b>2-2</b>	<b>8-20</b>	<b>3-8</b>	<b>4-6</b>	<b>5</b>	<b>3</b>	<b>23</b>	<b>2</b>	<b>3</b>	<b>0</b>	<b>1</b>	<b>35</b>
Sara Munson	1997	1-0	2-5	0-0	0-0	2	1	4	1	1	0	1	13
Shanda Murdoch	2004	1-0	0-0	0-0	0-0	0	0	0	0	0	0	0	2
Kelsey Nelson	2009	2-0	4-12	0-2	2-2	2	1	10	1	3	0	0	24
Kimmery Newsom	2001-04	3-0	0-3	0-0	0-1	3	2	0	0	2	0	0	4
Nicole Ohlde	2001-04	7-7	37-77	0-0	15-23	45	17	89	20	16	9	4	206
<b>Kaylee Page</b>	<b>2016-17</b>	<b>3-1</b>	<b>2-10</b>	<b>2-8</b>	<b>4-4</b>	<b>9</b>	<b>3</b>	<b>10</b>	<b>6</b>	<b>4</b>	<b>1</b>	<b>1</b>	<b>67</b>
Lanie Page	2017	2-0	0-1	0-1	0-0	0	1	0	0	1	0	2	9
Essence Perry	1999	2-2	5-10	1-4	1-2	2	4	12	9	10	0	6	69
Nicky Ramage	1997-00	9-9	33-53	0-0	19-32	57	27	85	4	11	5	4	221
Kristin Rethman	1999-02	6-5	17-35	15-29	2-4	22	11	51	15	10	0	3	177
Leticia Romero	2014	1-1	4-21	1-3	6-6	7	5	15	9	6	0	2	42
April Sailors	2000-01	2-0	2-4	2-3	2-2	0	1	8	2	4	0	0	24
Jessica Sheble	2014-17	6-0	5-10	0-0	6-8	7	10	16	3	2	2	0	51
Amy Short	1997	1-0	0-1	0-0	0-0	0	0	0	0	0	0	0	1
Naytanda Smith	2004-07	4-0	2-4	0-0	0-0	1	7	4	0	1	0	0	10
Ashley Sweat	2007-10	6-6	24-69	1-15	21-30	28	14	70	7	10	1	8	207
Antoinette Taylor	2015-16	2-0	1-1	0-0	0-1	0	0	2	0	0	0	0	2
Haley Texada	2013, 2015	4-4	23-61	13-32	11-12	19	5	70	11	5	0	7	155
Kelly Thomson	2015-17	3-0	0-1	0-1	0-0	0	0	0	0	0	0	0	5
Alina Voronenko	2009-11	2-0	3-9	2-4	1-2	6	4	9	2	0	1	0	23
Marshela Webb	1998-01	3-1	2-6	0-0	0-0	3	2	4	2	1	0	0	28
Kendra Wecker	2002-05	9-9	66-134	8-26	17-19	73	24	122	25	20	8	13	305
Kindred Wesemann	2014-17	6-5	25-68	15-39	13-16	20	12	78	16	9	0	9	200
Shana Wheeler	2005-08	5-4	11-27	0-0	1-3	15	7	23	2	13	5	3	72
Mariah White	2010-13	8-6	12-35	3-8	4-4	33	15	31	25	15	2	4	242
<b>Peyton Williams</b>	<b>2017</b>	<b>2-2</b>	<b>2-9</b>	<b>0-0</b>	<b>0-1</b>	<b>7</b>	<b>1</b>	<b>4</b>	<b>0</b>	<b>2</b>	<b>0</b>	<b>1</b>	<b>35</b>
<b>Eternati Willock</b>	<b>2017</b>	<b>2-0</b>	<b>5-10</b>	<b>0-0</b>	<b>2-5</b>	<b>11</b>	<b>0</b>	<b>12</b>	<b>3</b>	<b>6</b>	<b>2</b>	<b>1</b>	<b>45</b>
Kim Woodlee	1998-01	6-4	13-39	11-33	0-0	21	5	37	12	16	0	3	216
Ashia Woods	2012, 2014-15	5-2	8-16	0-3	4-8	17	9	20	10	11	1	7	129
Danielle Zanotti	2006-09	6-2	4-11	3-9	6-8	18	8	17	3	2	1	7	123





**BIG 12 REGULAR SEASON CHAMPIONS**

2017	Baylor
2016	Baylor
2015	Baylor
2014	Baylor/West Virginia
2013	Baylor
2012	Baylor
2011	Baylor
2010	Nebraska
2009	Oklahoma
2008	<b>Kansas State</b>
2007	Texas A&M / OU
2006	Oklahoma
2005	Baylor
2004	<b>K-State / Texas</b>
2003	Texas
2002	Oklahoma
2001	Oklahoma
2000	ISU / OU / TT
1999	Texas Tech
1998	Texas Tech
1997	Kansas

**BIG 12 TOURNAMENT CHAMPIONS**

2017	West Virginia
2016	Baylor
2015	Baylor
2014	Baylor
2013	Baylor
2012	Baylor
2011	Baylor
2010	Texas A&M
2009	Baylor
2008	Texas A&M
2007	Oklahoma
2006	Oklahoma
2005	Baylor
2004	Oklahoma
2003	Texas
2002	Oklahoma
2001	Iowa State
2000	Iowa State
1999	Texas Tech
1998	Texas Tech
1997	Colorado



Nicole Ohlde captured back-to-back Big 12 Player of the Year honors in 2003 and 2004 and also captured Big 12 Freshman of the Year honors in 2001.

**BIG 12 COACH OF THE YEAR**

2017	Karen Aston (Texas)
2016	Jim Littell (Oklahoma State)
2015	Kim Mulkey (Baylor)
2014	Mike Carey (West Virginia)
2013	Kim Mulkey (Baylor)
2012	Kim Mulkey (Baylor)
2011	Kim Mulkey (Baylor)
2010	Connie Yori (Nebraska)
2009	Sherri Coale (Oklahoma)
2008	<b>Deb Patterson (Kansas State)</b>
2007	Gary Blair (Texas A&M)
2006	Sherri Coale (Oklahoma)
2005	Kim Mulkey (Baylor)
2004	Jody Conradt (Texas)
2003	Jody Conradt (Texas)
2002	<b>Deb Patterson (Kansas State)</b>
2001	Sherri Coale (Oklahoma)
2000	Sherri Coale (Oklahoma)
1999	Marsha Sharp (Texas Tech)
1998	Marsha Sharp (Texas Tech)
1997	Marian Washington (Kansas)

**BIG 12 PLAYER OF THE YEAR**

2017	Brooke McCarty (Texas)
2016	Brittney Martin (Oklahoma State)
2015	Nina Davis (Baylor)
2014	Odyssey Sims (Baylor)
2013	Brittney Griner (Baylor)
2012	Brittney Griner (Baylor)
2011	Brittney Griner (Baylor)
2010	Kelsey Griffin (Nebraska)
2009	Courtney Paris (Oklahoma)
2008	Courtney Paris (Oklahoma)
2007	Courtney Paris (Oklahoma)
2006	Sophia Young (Baylor)
2005	<b>Kendra Wecker (Kansas State)</b>
2004	<b>Nicole Ohlde (Kansas State)</b>
2003	<b>Nicole Ohlde (Kansas State)</b>
2002	Stacey Dales (Oklahoma)
2001	Stacey Dales (Oklahoma)
2000	Phylesha Whaley (Oklahoma)
1999	Angie Brazier (Texas Tech)
1998	Alicia Thompson (Texas Tech)
1997	Tamecka Dixon (Kansas)

**BIG 12 SCHOLAR-ATHLETE OF THE YEAR**

2017	
2016	<b>Kindred Wesemann (K-State)</b>
2015	Averee Fields (West Virginia)
2014	Jess Harlee (West Virginia)
2013	<b>Brittany Chambers (K-State)</b>

**BIG 12 DEFENSIVE PLAYER OF THE YEAR**

2017	Brianna Taylor (Texas)
2016	Brittney Martin (Oklahoma State) & Imani Boyette (Texas)
2015	Chelsea Prince (TCU)
2014	Odyssey Sims (Baylor)
2013	Brittney Griner (Baylor)
2012	Brittney Griner (Baylor)
2011	Brittney Griner (Baylor)
2010	Brittney Griner (Baylor) & Yvonne Turner (Nebraska)
2009	Danielle Gant (Texas A&M)
2008	Courtney Paris (Oklahoma)
2007	Courtney Paris (Oklahoma)

**BIG 12 NEWCOMER OF THE YEAR**

2017	Jessica Washington (Kansas)
2016	Alexis Jones (Baylor)
2015	Peyton Little (Oklahoma)
2014	No award given
2013	Portia Durrett (Oklahoma) & Jackie Patterson (Texas Tech)
2012	Kelsey Bone (Texas A&M)
2011	Destiny Williams (Baylor)
2010	Danielle Adams (Texas A&M)
2009	Tanisha Smith (Texas A&M)
2008	Dominic Seals (Texas Tech)
2007	Bernice Mosby (Baylor)
2006	Whitney Pegram (Oklahoma State)
2005	Jelena Spiric (Nebraska)
2004	Nina Stone (Oklahoma State)
2003	Jamie Carey (Texas)
2002	Keisha Cannon (Nebraska)
2001	Sheila Lambert (Baylor)
2000	Amanda Lassiter (Missouri)
1999	Desiree Francis (Iowa State)
1998	Stacy Frese (Iowa State)
1997	Nicole Palmer (Baylor)

**BIG 12 FRESHMAN OF THE YEAR**

2017	Joyner Holmes (Texas)
2016	Tynice Martin (West Virginia)
2015	Gabbi Ortiz (Oklahoma)
2014	Nina Davis (Baylor)
2013	Imani McGee-Stafford (Texas)
2012	Liz Donohoe (Oklahoma State)
2011	Odyssey Sims (Baylor)
2010	Brittney Griner (Baylor)
2009	Whitney Hand (Oklahoma)
2008	Danielle Robinson (Oklahoma)
2007	Andrea Riley (Oklahoma State)
2006	Courtney Paris (Oklahoma)
2005	Morenike Atunrase (Texas A&M)
2004	Tiffany Jackson (Texas)
2003	Chelsi Welch (Oklahoma) & Erin Grant (Texas Tech)
2002	Heather Schreiber (Texas)
2001	<b>Nicole Ohlde (Kansas State)</b>
2000	Plenette Pierson (Texas Tech)
1999	LaNeishea Caulfield (Oklahoma)
1998	Megan Taylor (Iowa State)
1997	Julie Helm (Missouri)

**BIG 12 SIXTH MAN AWARD**

2017	Lauren Cox (Baylor)
2016	Vionise Pierre-Louis (Oklahoma)
2015	Khadijah Cave (Baylor)
2014	Taylor Palmer (West Virginia)
2013	Destiny Williams (Baylor)
2012	Sharane Campbell (Oklahoma)
2011	Chynna Brown (Texas Tech) & Maryann Baker (Texas A&M)
2010	Bianca Smith (Colorado)
2009	Melissa Jones (Baylor) & Nyeshia Stevenson (Oklahoma)
2008	Morenike Atunrase (Texas A&M)
2007	Danielle Gant (Texas A&M)



LAST TIME BY AN OPPOSING PLAYER

40 POINTS

40   Odyssey Sims, Baylor (1/2/14)

20 REBOUNDS

20   Teviani Scott, Sacramento St. (3/3/94)

15 REBOUNDS

16   Chayla Cheadle, Kansas (2/25/17)

15 FIELD GOALS MADE

21   Brittney Griner, Baylor (3/4/13)

30 FIELD GOALS ATTEMPTED

33   Andrea Riley, Oklahoma St. (1/16/10)

7 THREE-POINT FIELD GOALS MADE

7    Jessica Washington, Kansas (1/11/17)

15 THREE-POINT FIELD GOALS ATTEMPTED

17   Emily Durr, Iowa State (2/11/17)

15 FREE THROWS MADE

17   Hanna Zavecz, Wyoming (3/28/07)

20 FREE THROWS ATTEMPTED

24   Hanna Zavecz, Wyoming (3/28/07)

10 ASSISTS

15   Kristy Wallace, Baylor (3/5/17)

10 STEALS

14   Heidi Caruso, Lafayette (12/5/92)

5 BLOCKS

5    Kelsey Lang, Texas (2/4/17)

LAST TIME BY AN OPPONENT

100 POINTS

105 by Ohio State (12/19/93)

40 FIELD GOALS MADE

45 by Louisiana Tech (1/6/90)

90 FIELD GOALS ATTEMPTED

91 by Baylor (3/12/02)

10 THREE-POINT FGS MADE

10 by Iowa State (2/11/17)

35 THREE-POINT FGS ATTEMPTED

36 by North Carolina State (11/24/16)

30 FREE THROWS MADE

35 by UTEP (11/16/13)

40 FREE THROWS ATTEMPTED

47 by UTEP (11/16/13)

60 REBOUNDS

60 by Baylor (1/21/12)

25 ASSISTS

31 by Baylor (2/3/16)

15 STEALS

16 by UT Arlington (12/7/16)

10 BLOCKS

11 by George Washington (3/18/16)

INDIVIDUAL SINGLE GAME - OPPONENT RECORDS

MOST POINTS

50 by Brittney Griner, Baylor (3/4/13)

MOST FIELD GOALS MADE

22 by Karen Jennings, Nebraska (1/21/92)

MOST FIELD GOALS ATTEMPTED

35 by Lynette Woodard, Kansas (1/28/78)

MOST 3-POINT FIELD GOALS MADE

9 by Morgan Eye, Missouri (3/22/15)

MOST 3-POINT FGS ATTEMPTED

18 (twice), last: 18 by Morgan Eye, Missouri (3/22/15)

MOST FREE THROWS MADE

17 (twice), last: 17 by Hanna Zavecz, Wyoming (3/28/07)

MOST FREE THROWS ATTEMPTED

24 by Hanna Zavecz, Wyoming (3/28/07)

MOST REBOUNDS

33 by Lynette Woodard, Kansas (1/28/78)

TEAM SINGLE GAME - OPPONENT RECORDS

MOST POINTS

123 by UCLA (1/20/78)

MOST POINTS (CONFERENCE GAME)

106 by Colorado (12/6/79)

FEWEST POINTS

15 by Washburn (2/1/72)

FEWEST POINTS (CONFERENCE GAME)

27 by Oklahoma (2/12/76)

FEWEST POINTS SCORED (BOTH TEAMS)

70, Kansas State 37, Missouri 33 (2/10/10)\*

MOST FIELD GOALS MADE

58 by UCLA (1/20/78)

MOST FIELD GOALS ATTEMPTED

101 by UCLA (1/20/78)

FEWEST FIELD GOALS

5 vs. Mississippi Valley State (12/1/06)

FEWEST FGS ATTEMPTED

37 by Sacramento State (1/12/95)

HIGHEST FIELD GOAL PERCENTAGE

.698 (37-53) by Baylor (3/4/13)

MOST 3-POINT FGS MADE

16 by Missouri (3/22/15)

MOST 3-POINT FGS ATTEMPTED

37 (twice): Stanford (11/30/02) & Missouri (3/22/15)

MOST FREE THROWS MADE

38 by Ohio State (12/19/93)

FEWEST FREE THROWS

0, five times, latest UMKC (11/27/90)

MOST FREE THROWS ATTEMPTED

52 by Wyoming (3/28/07)

FEWEST FREE THROWS ATTEMPTED

2 by Missouri State (1/23/76)

MOST REBOUNDS

73 by Kansas (2/26/79)

FEWEST REBOUNDS

17 by Simpson College (1/5/77)

K-STATE SERIES HISTORY vs. 2017-18 OPPONENTS

Stephen F. Austin

H: 2-0   A: 0-0   N: 1-2

K-State leads 3-2

Last: L, 82-59, 12/11/87 (N)

Omaha

H: 1-0   A: 1-0   N: 1-0

K-State leads 3-0

Last: W, 70-57, 12/4/16, (A)

Florida A&M

First Meeting

North Texas

H: 1-0   A: 0-0   N: 0-0

K-State leads 1-0

Last: W, 99-44, 11/25/83, (H)

Penn State

H: 1-0   A: 1-0   N: 0-1

Series tied 1-1

Last: L, 69-56, 11/29/03 (N)

UCLA

H: 0-1   A: 0-2   N: 0-0

UCLA leads 3-0

Last: L, 83-70, 12/19/80 (A)

Missouri

H: 27-11   A: 13-22   N: 5-4

K-State leads 45-38

Last: L, 67-48, 3/22/15 (H)

UT-Arlington

H: 4-0   A: 0-0   N: 0-0

K-State leads 4-0

Last: W, 62-49, 12/7/16 (H)

Little Rock

H: 0-1   A: 0-0   N: 1-0

Series tied 1-1

Last: W, 52-40, 12/28/07 (N)

Chicago State

H: 1-0   A: 1-0   N: 0-0

K-State leads 2-0

Last: W, 83-33, 11/11/16 (H)

Northern Iowa

H: 1-0   A: 0-1   N: 0-0

Series tied 1-1

Last: L, 67-59, 12/22/16 (A)

Baylor

H: 4-9   A: 1-13   N: 4-9

Baylor leads 31-9

Last: L, 88-71, 3/5/17 (N)

Oklahoma State

H: 19-9   A: 12-17   N: 4-6

K-State leads 35-32

Last: W, 74-69, 1/28/17 (H)

West Virginia

H: 2-3   A: 0-5   N: 0-1

West Virginia leads 9-2

Last: L, 66-59, 2/15/17 (A)

Texas

H: 8-7   A: 3-12   N: 3-1

Texas leads 20-14

Last: L, 69-61, 2/27/17 (H)

Iowa State

H: 26-14   A: 17-22   N: 7-2

K-State leads 51-38

Last: W, 80-68, 2/11/17 (H)

Oklahoma

H: 15-14   A: 8-20   N: 3-3

Oklahoma leads 37-26

Last: W, 79-71, 2/21/17 (H)

TCU

H: 4-1   A: 2-3   N: 0-1

K-State leads 6-5

Last: W, 68-65, 2/18/17, (A)

Kansas

H: 33-15   A: 30-25   N: 7-6

K-State leads 70-46

Last: W, 61-54, 2/25/17 (A)

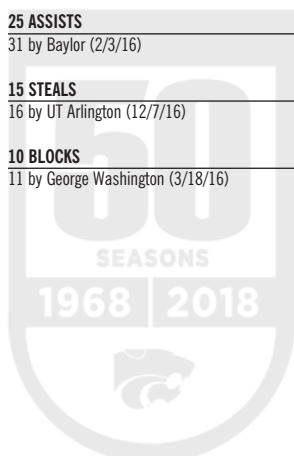
Texas Tech

H: 8-5   A: 9-6   N: 2-2

K-State leads 19-13

Last: W, 65-53, 2/1/17 (A)

\* - Big 12 record





# GAME 1

## STEPHEN F. AUSTIN

Friday, November 10 | 5:30 p.m. | K-StateHD.TV  
Bramlage Coliseum | Manhattan, Kan.



Mark Kellogg  
Head Coach



Stevi Parker  
R-Sr., Forward



### GENERAL INFORMATION

**Location:** Nacogdoches, Texas  
**Enrollment:** 12,950  
**Nickname:** Ladyjacks  
**Colors:** Purple and White  
**Conference:** Southland  
**Home Arena:** William R. Johnson Coliseum  
**Capacity:** 7,203  
**President:** Dr. Baker Pattillo  
**Director of Athletics:** Robert Hill  
**Ticket Office Phone:** 936-468-1013  
**Website:** www.sfajacks.com  
**Twitter:** @SFA\_WBB

### TEAM INFORMATION

**Head Coach:** Mark Kellogg  
**Alma Mater:** Austin College '98  
**School Record (Yrs):** 43-20 (2 Years)  
**Career Record (Yrs):** 293-85 (11 Years)  
**Assistant Coaches:** Rebecca Alvidrez, Jessica Grayson, Leonard Bishop  
**Office Phone:** 936-468-3208  
**2016-17 Record:** 25-8  
**2016-17 Conference (Finish):** 14-4 (4th)  
**2017 Postseason Results:** Lost to UTRGV, 62-54, in WBI First Round  
**Letterwinners R/L:** 9/4  
**Starters R/L:** 2/3  
**Newcomers:** 4

### PLAYER INFORMATION

Starters Returning	Yr.	Pos.	Statistics
Stevi Parker	R-Sr.	F	11.2 ppg, 8.6 rpg
Kennedy Harris	Jr.	G	5.6 ppg, 3.7 rpg
Others Returning			
Chanell Hayes	Jr.	G	5.2 ppg, 1.7 rpg
Taylor Jackson	Sr.	G	4.7 ppg, 1.5 rpg

### SPORTS INFORMATION

**SID Contact:** Kevin Meyer  
**Office Phone:** 936-468-5801  
**E-Mail:** meyerkt@sfasu.edu

### SERIES INFORMATION

**Series Record:** K-State leads 3-2  
**Last Meeting:** Stephen F. Austin won 82-59 on 12/11/87 in Dallas  
**Current Streak:** Stephen F. Austin won 1  
**Mittie vs. Stephen F. Austin:** 2-1

## K-STATE SEASON OPENERS

**Overall Record:** 40-9

**Home:** 31-5 overall (24-4 in Bramlage Coliseum)

**Road:** 4-3 **Neutral:** 5-1 **Current Streak:** Won 7 straight

**Last Loss:** 11/14/09, Indiana State (77-73)

**Last Loss in Home Season Opener:** 11/14/09, Indiana State

**Jeff Mittie in Season Opener:** 19-6 (3-0 at K-State)

11/11/16	.....	at K-State 83, Chicago State 33
11/13/15	.....	K-State 75, at Tulsa 67
11/14/14	.....	at K-State 81, SIUE 55
11/8/13	.....	at K-State 85, Tennessee State 53
11/9/12	.....	at K-State 62, Idaho State 54
11/12/11	.....	at K-State 54, Dartmouth 20
11/12/10	.....	at K-State 67, Grambling State 44
11/14/09	.....	Indiana State 77, at K-State 73
11/14/08	.....	K-State 65, at UTEP 44
11/10/07	.....	at K-State 88, Washington 61
11/10/06	.....	at K-State 72, Green Bay 67
11/20/05	.....	at K-State 91, Detroit 55
11/19/04	.....	at K-State 84, Wyoming 42
11/16/03	.....	at Purdue 79, K-State 69
11/15/02	.....	at K-State 71, Ball State 61
11/16/01	.....	K-State 74, at Georgia Tech 49
11/17/00	.....	at K-State 62, UMKC 40
11/19/99	.....	at K-State 59, Drake 57
11/16/98	.....	Ohio State 63, at K-State 62
11/21/97	.....	at K-State 66, Illinois State 55
11/22/96	.....	at K-State 68, Memphis 60
11/24/95	.....	at K-State 60, Bradley 51
11/25/94	.....	at K-State 67, Eastern Illinois 49
11/27/93	.....	at K-State 69, Detroit 56
12/1/92	.....	at K-State 70, Missouri-Rolla 59
11/25/91	.....	at Illinois-Chicago 68, K-State 64 (ot)
11/23/90	.....	at K-State 103, Alabama State 57
11/24/89	.....	Maryland 74, at K-State 66
11/25/88	.....	at K-State 70, Colorado 56
11/27/87	.....	Arkansas-Little Rock 62, at K-State 59
11/28/86	.....	at K-State 84, Western Illinois 46
11/22/85	.....	at K-State 70, North Dakota State 59
11/23/84	.....	at K-State 92, Grambling State 70
11/25/83	.....	at K-State 99, North Texas 44
11/26/82	.....	at K-State 86, Arkansas 79
11/23/81	.....	at K-State 103, Pacific Christian 36
11/22/80	.....	at K-State 109, Tulsa 78
11/23/79	.....	K-State 78, Cal Poly Pomona 75
11/24/78	.....	K-State 101, BYU 96
11/24/77	.....	K-State 73, Houston 69
11/25/76	.....	K-State 61, Texas A&M 53
11/28/75	.....	K-State 78, Claremore 46
11/23/74	.....	Wayland Baptist 97, K-State 57
11/22/73	.....	at K-State 31, Altus 22
12/2/72	.....	NW Mississippi State 41, at K-State 35
1/14/72	.....	K-State 59, at Washburn 26
12/11/70	.....	at Seminole 75, K-State 58
1/10/70	.....	at K-State 56, Fort Hays State 26
Unknown	.....	at K-State 38, Bethel 25

# GAME 2

## OMAHA

Monday, November 13 | 7 p.m. | COX Channel KS  
Bramlage Coliseum | Manhattan, Kan.



Brittany Lange  
Head Coach



Courtney Vaccher  
Jr., Center



### GENERAL INFORMATION

**Location:** Omaha, Neb.  
**Enrollment:** 15,227  
**Nickname:** Mavericks  
**Colors:** Crimson and Black  
**Conference:** Summit League  
**Home Arena:** Baxter Arena  
**Capacity:** 7,500  
**Chancellor:** Dr. John Christensen  
**Director of Athletics:** Trev Alberts  
**Ticket Office Phone:** 402-554-4142  
**Website:** www.omavs.com  
**Twitter:** @OMAVS

### TEAM INFORMATION

**Head Coach:** Brittany Lange  
**Alma Mater:** Iowa State '10  
**School Record (Yrs):** 53-64 (4 Years)  
**Career Record (Yrs):** Same  
**Assistant Coaches:** Rodney Rogan, Kirk Walker, Sadie Murren  
**Office Phone:** 402-554-3269  
**2016-17 Record:** 16-15  
**2016-17 Conference (Finish):** 8-8 (5th)  
**2017 Postseason Results:** n/a  
**Letterwinners R/L:** 6/7  
**Starters R/L:** 2/3  
**Newcomers:** 6

### PLAYER INFORMATION

Starters Returning	Yr.	Pos.	Statistics
Courtney Vaccher	Jr.	C	6.8 ppg, 4.7 rpg
Amber Vidal	Jr.	G	3.4 ppg, 1.7 rpg
Others Returning			
Ellie Brecht	Jr.	G	5.8 ppg, 1.4 rpg
Jay Bridgeman	So.	F	3.6 ppg, 2.3 rpg

### SPORTS INFORMATION

**SID Contact:** Shad Beam  
**Office Phone:** 402-554-2140  
**E-Mail:** sbeam@omavs.com

### SERIES INFORMATION

**Series Record:** K-State leads series, 3-0  
**Last Meeting:** K-State won 70-57 (12/4/16) in Omaha  
**Current Streak:** K-State won three  
**Mittie vs. Omaha:** 3-1



**GAME  
3**

**FLORIDA A&M**

Friday, November 17 | 5:30 p.m. | K-StateHD.TV  
Bramlage Coliseum | Manhattan, Kan.



**GENERAL INFORMATION**

**Location:** Tallahassee, Fla.  
**Enrollment:** 11,000  
**Nickname:** Rattlers  
**Colors:** Orange and Green  
**Conference:** MEAC  
**Home Arena:** Al Lawson Center  
**Capacity:** 9,639  
**Interim President:** Larry Robinson  
**Director of Athletics:** Milton Overton  
**Ticket Office Phone:** 850-561-2738  
**Website:** www.famuathletics.com  
**Twitter:** @FAMUathletics

**TEAM INFORMATION**

**Head Coach:** LeDawn Gibson  
**Alma Mater:** Warner Southern College  
**School Record (Yrs):** 134-139 (9 Years)  
**Career Record (Yrs):** Same  
**Associate Head Coach:** Latasha Shipman-Ganus  
**Assistant Coaches:** Terrance Chatman and Andrea Johnson  
**Office Phone:** 850-599-3264  
**2016-17 Record:** 13-19  
**2016-17 Conference (Finish):** 9-7 (t4th)  
**2017 Postseason Results:** n/a  
**Letterwinners R/L:** unavailable at print deadline  
**Starters R/L:** unavailable at print deadline  
**Newcomers:** unavailable at print deadline

**PLAYER INFORMATION**

Starters Returning	Yr.	Pos.	Statistics
unavailable at print deadline			

Others Returning	Yr.	Pos.	Statistics
unavailable at print deadline			

**SPORTS INFORMATION**

**SID Contact:** TBD  
**Office Phone:**  
**E-Mail:**

**SERIES INFORMATION**

**Series Record:** First meeting  
**Last Meeting:** First meeting  
**Current Streak:** -  
**Mittie vs. Florida A&M:** First meeting

**GAME  
4**

**NORTH TEXAS**

Sunday, November 19 | 3 p.m.  
The Super Pit | Denton, Texas



**Julie Mitchell**  
Head Coach



**Terriell Bradley**  
R-Jr., Guard



**GENERAL INFORMATION**

**Location:** Denton, Texas  
**Enrollment:** 37,979  
**Nickname:** Mean Green  
**Colors:** Green and White  
**Conference:** Conference USA  
**Home Arena:** The Super Pit  
**Capacity:** 10,500  
**President:** Dr. Neal Smatresk  
**Director of Athletics:** Wren Baker  
**Ticket Office Phone:** 940-565-2527  
**Website:** www.meangreensports.com  
**Twitter:** @MeanGreenSports

**TEAM INFORMATION**

**Head Coach:** Julie Mitchell  
**Alma Mater:** North Texas '02  
**School Record (Yrs):** 23-38 (2 Years)  
**Career Record (Yrs):** Same  
**Associate Head Coach:** Bobby Brasel  
**Assistant Coaches:** Carlos Knox, Kasandra Foreman  
**Office Phone:** 940-565-3654  
**2016-17 Record:** 12-19  
**2016-17 Conference (Finish):** 8-10 (t8th)  
**2017 Postseason Results:** n/a  
**Letterwinners R/L:** 10/4  
**Starters R/L:** 2/3  
**Newcomers:** 6

**PLAYER INFORMATION**

Starters Returning	Yr.	Pos.	Statistics
Terriell Bradley	R-Jr.	G	12.8 ppg, 3.7 rpg
Tyara Warren	R-Jr.	G	7.5 ppg, 3.0 rpg

Others Returning	Yr.	Pos.	Statistics
Micayla Buckner	R-Jr.	P	4.5 ppg, 3.0 rpg
Adrianna Henderson	So.	G	3.7 ppg, 0.9 rpg

**SPORTS INFORMATION**

**SID Contact:** Luke Della  
**Office Phone:** 940-369-7980  
**E-Mail:** luke.della@unt.edu

**SERIES INFORMATION**

**Series Record:** K-State leads 1-0  
**Last Meeting:** K-State won 99-44 on Nov. 25, 1983  
**Current Streak:** K-State won one  
**Mittie vs. North Texas:** 1-1



**2017  
SOUTH POINT  
THANKSGIVING SHOOTOUT**

**GAME  
5**

**UCLA**

Friday, November 24 | 3:15 p.m. (CT)  
South Point Arena | Las Vegas, Nevada



**Cori Close**  
Head Coach



**Jordin Canada**  
Sr., Guard



**GENERAL INFORMATION**

**Location:** Los Angeles, Calif.  
**Enrollment:** 43,301  
**Nickname:** Bruins  
**Colors:** Blue and Gold  
**Conference:** Pac 12  
**Home Arena:** Pauley Pavilion  
**Capacity:** 13,800  
**Chancellor:** Gene D. Block  
**Director of Athletics:** Dan Guerrero  
**Ticket Office Phone:** 310-UCLA-WIN  
**Website:** www.uclabruins.com  
**Twitter:** @UCLAWBB

**TEAM INFORMATION**

**Head Coach:** Cori Close  
**Alma Mater:** UC Santa Barbara '93  
**School Record (Yrs):** 123-78 (6 Years)  
**Career Record (Yrs):** Same  
**Assistant Coaches:** Shannon Perry, Jenny Huth, Tony Newnan  
**Office Phone:** 310-206-1925  
**2016-17 Record:** 25-9  
**2016-17 Conference (Finish):** 13-5 (4th)  
**2017 Postseason Results:** Lost to Connecticut, 86-71, in NCAA Tournament Third Round  
**Letterwinners R/L:** 9/4  
**Starters R/L:** 3/2  
**Newcomers:** 5

**PLAYER INFORMATION**

Starters Returning	Yr.	Pos.	Statistics
Monique Billings	Jr.	F	12.7 ppg, 8.1 rpg
Kari Korver	Sr.	G	7.9 ppg, 3.1 rpg
Jordin Canada	Jr.	G	16.1 ppg, 5.7 apg

Others Returning	Yr.	Pos.	Statistics
Lajahna Drummer	Jr.	F	6.2 ppg, 5.4 rpg

**SPORTS INFORMATION**

**SID Contact:** Ryan Finney  
**Office Phone:** 310-206-7870  
**E-Mail:** rfinney@athletics.ucla.edu

**SERIES INFORMATION**

**Series Record:** UCLA leads series, 3-0  
**Last Meeting:** UCLA won 83-70 on Dec. 19, 1980  
**Current Streak:** UCLA won three  
**Mittie vs. UCLA:** 1-0

**2017-18 SCHEDULE**

N 10	San Jose State
N 12	Presbyterian
N 18	Baylor
N 21	Connecticut
N 24	vs. Kansas State
N 25	vs. Creighton
N 28	UC Riverside
D 3	UC Santa Barbara
D 8	at Oklahoma State
D 17	at Seton Hall
D 20	at Fordham
D 29	at Stanford
D 31	at California
J 5	Oregon State
J 7	Oregon
J 12	at Utah
J 14	at Colorado
J 19	California
J 21	Stanford
J 26	at Washington
J 28	at Washington State
F 2	USC
F 5	at USC
F 9	Arizona
F 11	Arizona State
F 16	at Oregon State
F 18	at Oregon
F 22	Colorado
F 24	Utah







## 2017 SOUTH POINT THANKSGIVING SHOOTOUT

**GAME  
6**

### PENN STATE

Saturday, November 25 | 7:45 p.m. (CT)  
South Point Arena | Las Vegas, Nevada



**Coquese Washington**  
Head Coach



**Teniyah Page**  
Jr., Guard



#### GENERAL INFORMATION

**Location:** University Park, Pa.  
**Enrollment:** 46,848  
**Nickname:** Lady Lions  
**Colors:** Blue and White  
**Conference:** Big Ten  
**Home Arena:** Bryce Jordan Center  
**Capacity:** 16,104  
**President:** Dr. Eric J. Barron  
**Director of Athletics:** Sandy Barbour  
**Ticket Office Phone:** 800-NITTANY  
**Website:** www.gopsusports.com  
**Twitter:** @pennstatewbb

#### TEAM INFORMATION

**Head Coach:** Coquese Washington  
**Alma Mater:** Notre Dame '92  
**School Record (Yrs):**  
169-116 (9 Years)  
**Career Record (Yrs):** Same  
**Assistant Coaches:** Ito Coleman,  
Tamika Williams-Jeter, Jocelyn Wyatt  
**Office Phone:** 814-863-2672  
**2016-17 Record:** 21-11  
**2016-17 Conference (Finish):** 9-7 (16th)  
**2017 Postseason Results:**  
Lost to Virginia Tech, 64-55, in the WNIT Third Round  
**Letterwinners R/L:** 8/5  
**Starters R/L:** 2/3  
**Newcomers:** 3

#### PLAYER INFORMATION

Starters Returning	Yr.	Pos.	Statistics
Teniyah Page	Jr.	G	19.9 ppg, 3.9 rpg
Amari Carter	Jr.	G	7.9 ppg, 4.2 apg

Others Returning	Yr.	Pos.	Statistics
Jaida Travascio-Green	So.	G	5.8 ppg, 2.3 rpg
De'Janae Boykin	Jr.	F	4.7 ppg, 4.8 rpg

#### SPORTS INFORMATION

**SID Contact:** Greg Campbell  
**Office Phone:** 814-865-1757  
**E-Mail:** gxc35@psu.edu

#### SERIES INFORMATION

**Series Record:** Series tied, 1-1  
**Last Meeting:** Penn State won 69-56 on Nov. 29, 2003  
**Current Streak:** Penn State won one  
**Mittie vs. Penn State:** 1-0



## 2017 BIG 12/SEC CHALLENGE

**GAME  
7**

### MISSOURI

Thursday, November 30 | 8 p.m. | SEC Network  
Mizzou Arena | Columbia, Mo.



**Robin Pingeton**  
Head Coach



**Sophie Cunningham**  
Jr., Guard



#### GENERAL INFORMATION

**Location:** Columbia, Mo.  
**Enrollment:** 32,777  
**Nickname:** Tigers  
**Colors:** Gold and Black  
**Conference:** SEC  
**Home Arena:** Mizzou Arena  
**Capacity:** 15,000  
**President:** Mun Y. Choi  
**Director of Athletics:** Jim Sterk  
**Ticket Office Phone:** 800-CAT-PAWS  
**Website:** www.mutigers.com  
**Twitter:** @MizzouWBB

#### TEAM INFORMATION

**Head Coach:** Robin Pingeton  
**Alma Mater:** St. Ambrose '90  
**School Record (Yrs):**  
123-100 (7 Years)  
**Career Record (Yrs):**  
458-257 (21 Years)  
**Assistant Coaches:** Jenny Putnam, Ashleen Bracey  
**Office Phone:** 573-882-1002  
**2016-17 Record:** 22-11  
**2016-17 Conference (Finish):** 11-5 (13rd)  
**2017 Postseason Results:**  
Lost at Florida State, 77-55, in NCAA Tournament Second Round  
**Letterwinners R/L:** 9/3  
**Starters R/L:** 2/3  
**Newcomers:** 5

#### PLAYER INFORMATION

Starters Returning	Yr.	Pos.	Statistics
Sophie Cunningham	Jr.	F	17.5 ppg, 5.3 rpg
Cierra Porter	Jr.	G	13.2 ppg, 8.1 rpg

Others Returning	Yr.	Pos.	Statistics
Jordan Frericks	R-Sr.	F	12.1 ppg, 7.7 rpg*
Amber Smith	So.	G	5.9 ppg, 2.8 rpg

\* - 2015-16 stats; missed 2016-17 due to injury

#### SPORTS INFORMATION

**SID Contact:** R.J. Layton  
**Office Phone:** 573-882-7826  
**E-Mail:** laytonr@missouri.edu

#### SERIES INFORMATION

**Series Record:** K-State leads series, 45-38  
**Last Meeting:** Missouri won 67-48 on March 22, 2015 in Manhattan  
**Current Streak:** Missouri won two  
**Mittie vs. Missouri:** 1-1

**GAME  
8**

### UT-ARLINGTON

Wednesday, December 6 | 7 p.m. | ESPN3  
Bramlage Coliseum | Manhattan, Kan.



**Krista Gerlich**  
Head Coach



**Rebekah VanDijk**  
Sr., Center



#### GENERAL INFORMATION

**Location:** Arlington, Texas  
**Enrollment:** 51,000  
**Nickname:** Mavericks  
**Colors:** Royal Blue, Orange and White  
**Conference:** Sun Belt  
**Home Arena:** College Park Center  
**Capacity:** 7,000  
**President:** Dr. Vistasp Karbhari  
**Director of Athletics:** Jim Baker  
**Ticket Office Phone:** 817-272-9595  
**Website:** www.utamavs.com  
**Twitter:** @UTAMAVS

#### TEAM INFORMATION

**Head Coach:** Krista Gerlich  
**Alma Mater:** Texas Tech '93  
**School Record (Yrs):** 58-73 (4 Years)  
**Career Record (Yrs):**  
226-115 (10 Years)  
**Associate Head Coach:** Kristin Cole  
**Assistant Coaches:** Ashley Crawford and Talby Justus  
**Office Phone:** 817-272-7165  
**2016-17 Record:** 22-9  
**2016-17 Conference (Finish):** 14-4 (2nd)  
**2017 Postseason Results:** Lost at Tulane, 62-53, in WNIT First Round  
**Letterwinners R/L:** 7/5  
**Starters R/L:** 3/2  
**Newcomers:** 5

#### PLAYER INFORMATION

Starters Returning	Yr.	Pos.	Statistics
Rebekah VanDijk	Sr.	C	15.5 ppg, 8.8 rpg
Cierra Johnson	Sr.	G	12.2 ppg, 5.8 rpg
Crystal Allen	Sr.	G	8.4 ppg, 2.8 rpg

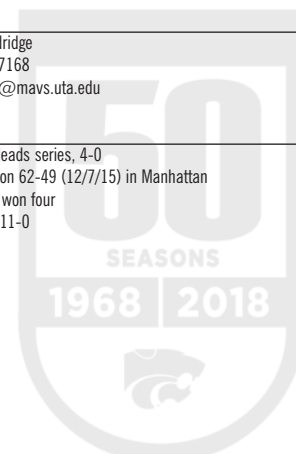
Others Returning	Yr.	Pos.	Statistics
Shelby Richards	Sr.	G	4.5 ppg, 2.6 rpg
Lauren Billie	Jr.	G	3.0 ppg, 1.5 rpg

#### SPORTS INFORMATION

**SID Contact:** Michael Eldridge  
**Office Phone:** 817-272-7168  
**E-Mail:** michael.eldridge@mavs.uta.edu

#### SERIES INFORMATION

**Series Record:** K-State leads series, 4-0  
**Last Meeting:** K-State won 62-49 (12/7/15) in Manhattan  
**Current Streak:** K-State won four  
**Mittie vs. UT Arlington:** 11-0



**GAME  
9**

**LITTLE ROCK**  
Saturday, December 16 | 2 p.m. | ESPN3  
Bramlage Coliseum | Manhattan, Kan.



**Joe Foley**  
Head Coach



**Monique Townson**  
Sr., Guard



**GENERAL INFORMATION**

**Location:** Little Rock, Ark.  
**Enrollment:** 11,848  
**Nickname:** Trojans  
**Colors:** Maroon & Silver  
**Conference:** Sun Belt  
**Home Arena:** Jack Stephens Center  
**Capacity:** 5,600  
**Chancellor:** Andrew Rogerson  
**Director of Athletics:** Chasse Conque  
**Website:** www.lrtrojans.com  
**Twitter:** @LittleRockWBB

**TEAM INFORMATION**

**Head Coach:** Joe Foley  
**Alma Mater:** Central Arkansas '79  
**School Record (Yrs):**  
289-153 (14 Years)  
**Career Record (Yrs):**  
745-234 (30 Years)  
**Associate Head Coach:** Robert Dallimore  
**Assistant Coaches:** Alicia Cash and Steve Wiedower  
**Office Phone:** 501-569-3464  
**2016-17 Record:** 25-9  
**2016-17 Conference (Finish):** 17-1 (1st)  
**2017 Postseason Results:**  
Lost at Alabama, 55-53, in WNIT Second Round  
**Letterwinners R/L:** 9/5  
**Starters R/L:** 3/2  
**Newcomers:** 5

**PLAYER INFORMATION**

Starters Returning	Yr.	Pos.	Statistics
Ronjanae DeGray	Jr.	F	8.8 ppg, 5.0 rpg
Monique Townson	Sr.	G	7.6 ppg, 4.2 apg
Kyra Collier	So.	G	7.2 ppg, 6.6 rpg

Others Returning	Yr.	Pos.	Statistics
Kira Shepard	Jr.	G	3.4 ppg, 1.5 rpg
Anna Hurlbert	So.	F	2.5 ppg, 1.6 rpg

**SPORTS INFORMATION**

**SID Contact:** Tyler Morrison  
**Office Phone:** 501-569-3403  
**E-Mail:** jtmorrison@uaf.edu

**SERIES INFORMATION**

**Series Record:** Series tied, 1-1  
**Last Meeting:** K-State won 52-40 on Dec. 28, 2007  
**Current Streak:** K-State won one  
**Mittie vs. Little Rock:** First Meeting

**GAME  
10**

**CHICAGO STATE**  
Monday, December 18 | 7 p.m. | ESPN3  
Bramlage Coliseum | Manhattan, Kan.



**Angela Jackson**  
Head Coach



**GENERAL INFORMATION**

**Location:** Chicago, Ill.  
**Enrollment:** 5,000  
**Nickname:** Cougars  
**Colors:** Green and White  
**Conference:** Western Athletic  
**Home Arena:** Jones Convocation Center  
**Capacity:** 7,000  
**President:** Dr. Wayne D. Watson  
**Director of Athletics:** Tracy Dildy  
**Ticket Office Phone:** 773-995-2029  
**Website:** www.gocscougars.com  
**Twitter:** @ChicagoStateWBB

**TEAM INFORMATION**

**Head Coach:** Angela Jackson  
**Alma Mater:** Old Dominion '91  
**School Record (Yrs):**  
131-283 (14 Years)  
**Career Record (Yrs):** 137-302 (15 Years)  
**Assistant Coaches:** Gloria Bradley  
**Office Phone:** 773-995-2289  
**2016-17 Record:** 0-29  
**2016-17 Conference (Finish):** 0-14 (8th)  
**2017 Postseason Results:** n/a  
**Letterwinners R/L:** 4/4  
**Starters R/L:** 1/4  
**Newcomers:** 6

**PLAYER INFORMATION**

Starters Returning	Yr.	Pos.	Statistics
Destiny Harris	Sr.	G	6.0 ppg, 5.7 rpg

Others Returning	Yr.	Pos.	Statistics
Konner Harris	R-Sr.	G	5.4 ppg, 2.3 rpg
Alexandria Cliff	So.	F	3.3 ppg, 4.4 rpg

**SPORTS INFORMATION**

**SID Contact:** Corey Miggins  
**Office Phone:** 773-995-2217  
**E-Mail:** cmiggins@csu.edu

**SERIES INFORMATION**

**Series Record:** K-State leads 2-0  
**Last Meeting:** K-State won 83-33 on 11/11/16 in Manhattan  
**Current Streak:** K-State won 2  
**Mittie vs. Chicago State:** 2-0

**GAME  
11**

**NORTHERN IOWA**  
Thursday, December 21 | 7 p.m. | ESPN3  
Bramlage Coliseum | Manhattan, Kan.



**Tanya Warren**  
Head Coach



**Ellie Howell**  
R-Jr., Guard



**GENERAL INFORMATION**

**Location:** Cedar Falls, Iowa  
**Enrollment:** 12,043  
**Nickname:** Panthers  
**Colors:** Purple and Old Gold  
**Conference:** Missouri Valley  
**Home Arena:** McLeod Center  
**Capacity:** 6,650  
**Interim President:** Dr. Jim Wohlport  
**Director of Athletics:** David Harris  
**Website:** www.unipanthers.com  
**Twitter:** @UNIathletics

**TEAM INFORMATION**

**Head Coach:** Tanya Warren  
**Alma Mater:** Creighton '88  
**School Record (Yrs):**  
186-139 (10 Years)  
**Career Record (Yrs):** Same  
**Assistant Coaches:** Brad Nelson and Adam DeJoode  
**Office Phone:** 319-273-6464  
**2016-17 Record:** 24-9  
**2016-17 Conference (Finish):** 15-3 (1st)  
**2017 Postseason Results:** Lost vs. DePaul, 88-67, in NCAA First Round  
**Letterwinners R/L:** 9/3  
**Starters R/L:** 2/3  
**Newcomers:** 5

**PLAYER INFORMATION**

Starters Returning	Yr.	Pos.	Statistics
Mikaela Morgan	Jr.	G	7.2 ppg, 2.9 rpg
Megan Maahs	So.	F	7.5 ppg, 6.7 rpg

Others Returning	Yr.	Pos.	Statistics
Ellie Howell	R-Jr.	G	12.2 ppg, 2.4 rpg
Abby Gerrits	So.	G	5.2 ppg, 1.2 rpg

**SPORTS INFORMATION**

**SID Contact:** Tyson Rodgers  
**Office Phone:** 319-273-3642  
**E-Mail:** tyson.rodgers@uni.edu

**SERIES INFORMATION**

**Series Record:** Series tied 1-1  
**Last Meeting:** UNI won 67-59 on 12/22/16 in Cedar Falls  
**Current Streak:** UNI won one  
**Mittie vs. Northern Iowa:** 0-1





# GAMES

## 12 & 19

**BAYLOR**  
 Thursday, December 28 | 7 p.m. | COX Channel KS  
 Bramlage Coliseum | Manhattan, Kan.  
 Saturday, January 20 | 6 p.m. | FOX Sports Southwest  
 Ferrell Center | Waco, Texas



**Kim Mulkey**  
 Head Coach



**Kalani Brown**  
 Jr., Center



### 2017-18 SCHEDULE

N 10	Lamar
N 12	Coppin State
N 14	Central Arkansas
N 18	at UCLA
N 23	vs. Missouri State
N 25	vs. Penn/Georgia Tech
N 30	Kentucky
D 5	North Dakota
D 13	McNeese State
D 20	vs. USF
D 21	vs. Mississippi Valley St.
<b>D 28</b>	<b>at Kansas State</b>
D 31	Texas Tech
J 3	Iowa State
J 6	at Kansas
J 14	at Oklahoma
J 17	at Iowa State
<b>J 20</b>	<b>Kansas State</b>
J 25	Texas
J 28	at West Virginia
J 31	Oklahoma State
F 3	at Texas Tech
F 5	Oklahoma
F 10	TCU
F 13	at Oklahoma State
F 17	Kansas
F 19	at Texas
F 24	at TCU
F 26	West Virginia

### GENERAL INFORMATION

**Location:** Waco, Texas  
**Enrollment:** 15,985  
**Nickname:** Lady Bears  
**Colors:** Green and Gold  
**Conference:** Big 12  
**Home Arena:** Ferrell Center  
**Capacity:** 10,284  
**President:** David E. Garland  
**Director of Athletics:** Mack Rhoades  
**Ticket Office Phone:** 254-710-1000  
**Website:** www.baylorbears.com  
**Twitter:** @BaylorAthletics

### TEAM INFORMATION

**Head Coach:** Kim Mulkey  
**Alma Mater:** Louisiana Tech '84  
**School Record (Yrs):**  
 506-96 (17 Years)  
**Career Record (Yrs):** Same  
**Associate Head Coach:** Bill Brock  
**Assistant Coaches:** Sytia Messer and Toyelle Wilson  
**Office Phone:** 254-710-3947  
**2016-17 Record:** 33-4  
**2016-17 Conference (Finish):** 17-1 (1st)  
**2017 Postseason Results:**  
 Lost to Mississippi State, 94-85 (ot), in the NCAA Regional Finals  
**Letterwinners R/L:** 6/7  
**Starters R/L:** 2/3  
**Newcomers:** 4

### PLAYER INFORMATION

Starters Returning	Yr.	Pos.	Statistics
Kalani Brown	Jr.	C	15.4 ppg, 8.2 rpg
Kristy Wallace	Sr.	G	7.6 ppg, 5.6 apg

Others Returning	Yr.	Pos.	Statistics
Lauren Cox	So.	C	7.6 ppg, 4.1 rpg
Natalie Chou	So.	G	4.7 ppg, 2.1 rpg

### SPORTS INFORMATION

**SID Contact:** Jill Price  
**Office Phone:** 254-710-3042  
**E-Mail:** Jill\_Price@baylor.edu  
**SID Fax:** 254-710-1369  
**Press Row Phone:** 254-710-3955

### SERIES INFORMATION

**Series Record:** Baylor leads the series, 31-9  
**Last Meeting:** Baylor won, 88-71 (3/5/17)  
**Current Streak:** Baylor has won 26 straight  
**Mittie vs. Baylor:** 1-13

### CURRENT K-STATE PLAYERS VS. BAYLOR

#### KAYLA GOTH

Date	ST	FG-A	3FG-A	FT-A	RB	PF	PTS	A	TO	BK	ST	MIN
at Baylor (2/3/16)	N	0-0	0-0	0-0	0-0-0	1	0	2	2	0	0	12
Baylor (2/27/16)	N	0-1	0-1	0-0	1-1-2	0	0	4	0	0	0	9
at Baylor (12/29/16)	N	0-3	0-1	2-2	1-2-3	2	2	4	0	0	0	20
Baylor (1/25/17)	N	0-2	0-0	1-2	1-0-1	0	1	0	0	0	0	17
vs. Baylor (3/5/17)*	Y	5-10	1-4	1-2	2-1-3	1	12	3	0	1	2	30
<b>TOTALS</b>	<b>1/5</b>	<b>5-16</b>	<b>1-6</b>	<b>4-6</b>	<b>5-4-9</b>	<b>4</b>	<b>15</b>	<b>13</b>	<b>2</b>	<b>1</b>	<b>2</b>	<b>88</b>

#### SHAELYN MARTIN

Date	ST	FG-A	3FG-A	FT-A	RB	PF	PTS	A	TO	BK	ST	MIN
Baylor (1/6/15)	Y	1-4	1-3	2-4	0-3-3	1	5	4	5	1	3	35
at Baylor (1/24/15)	Y	1-3	1-3	0-0	0-1-1	2	3	1	3	0	1	25
vs. Baylor (3/7/15)*	Y	0-1	0-0	2-4	1-1-2	1	2	2	3	0	0	24
at Baylor (2/3/16)	Y	0-5	0-1	0-0	0-2-2	1	0	2	2	0	1	31
Baylor (2/27/16)	Y	0-1	0-0	0-0	1-3-4	1	0	3	0	0	1	20
at Baylor (12/29/16)	Y	0-4	0-1	1-4	1-3-4	3	1	0	3	0	1	29
Baylor (1/25/17)	Y	0-3	0-0	1-2	2-4-6	2	1	0	5	1	0	23
vs. Baylor (3/5/17)*	N	2-3	0-1	0-0	1-0-1	3	4	0	1	0	1	13
<b>TOTALS</b>	<b>7/8</b>	<b>4-24</b>	<b>2-9</b>	<b>4-14</b>	<b>6-17-23</b>	<b>14</b>	<b>16</b>	<b>12</b>	<b>22</b>	<b>2</b>	<b>8</b>	<b>200</b>

#### KARYLA MIDDLEBROOK

Date	ST	FG-A	3FG-A	FT-A	RB	PF	PTS	A	TO	BK	ST	MIN
at Baylor (12/29/16)	Y	3-8	0-1	7-8	1-2-3	5	13	1	2	0	0	28
Baylor (1/25/17)	Y	4-8	2-4	7-10	0-3-3	3	17	1	2	0	1	27
vs. Baylor (3/5/17)*	Y	7-17	2-5	4-6	1-3-4	2	20	2	2	0	1	25
<b>TOTALS</b>	<b>3/3</b>	<b>14-33</b>	<b>4-10</b>	<b>18-24</b>	<b>2-8-10</b>	<b>10</b>	<b>50</b>	<b>4</b>	<b>6</b>	<b>0</b>	<b>2</b>	<b>80</b>

#### KAYLEE PAGE

Date	ST	FG-A	3FG-A	FT-A	RB	PF	PTS	A	TO	BK	ST	MIN
at Baylor (2/3/16)	Y	0-5	0-5	0-0	0-3-3	0	0	3	1	0	0	18
Baylor (2/27/16)	Y	0-4	0-3	0-0	0-4-4	2	0	1	2	0	1	30
at Baylor (12/29/16)	Y	1-3	0-2	1-2	0-2-2	2	3	2	1	1	1	19
Baylor (1/25/17)	N	0-1	0-0	0-0	0-1-1	0	0	0	0	0	0	13
vs. Baylor (3/5/17)*	N	1-5	1-4	0-0	0-0-0	2	3	2	1	1	1	16
<b>TOTALS</b>	<b>3/5</b>	<b>2-18</b>	<b>1-14</b>	<b>1-2</b>	<b>0-10-10</b>	<b>6</b>	<b>6</b>	<b>8</b>	<b>5</b>	<b>2</b>	<b>3</b>	<b>96</b>

#### PEYTON WILLIAMS

Date	ST	FG-A	3FG-A	FT-A	RB	PF	PTS	A	TO	BK	ST	MIN
at Baylor (12/29/16)	N	1-3	0-0	1-2	1-2-3	0	3	0	1	1	0	21
Baylor (1/25/17)	Y	0-1	0-0	1-4	0-2-2	2	1	1	1	0	0	17
vs. Baylor (3/5/17)*	Y	1-5	0-0	0-0	1-3-4	1	2	0	0	0	1	19
<b>TOTALS</b>	<b>2/3</b>	<b>2-9</b>	<b>0-0</b>	<b>2-6</b>	<b>2-7-9</b>	<b>3</b>	<b>6</b>	<b>1</b>	<b>2</b>	<b>1</b>	<b>1</b>	<b>57</b>

#### ETERNATI WILLOCK

Date	ST	FG-A	3FG-A	FT-A	RB	PF	PTS	A	TO	BK	ST	MIN
at Baylor (12/29/16)	N	2-4	0-0	2-2	1-2-3	3	6	0	2	3	2	22
Baylor (1/25/17)	N	0-1	0-0	0-2	0-1-1	0	0	2	1	2	0	21
vs. Baylor (3/5/17)*	N	0-1	0-0	0-2	0-1-1	0	0	2	1	2	0	21
<b>TOTALS</b>	<b>0/2</b>	<b>2-5</b>	<b>0-0</b>	<b>2-4</b>	<b>1-3-4</b>	<b>3</b>	<b>6</b>	<b>2</b>	<b>3</b>	<b>5</b>	<b>2</b>	<b>43</b>

\* Denotes Big 12 Conference Tournament Game



# GAMES 13 & 17

## OKLAHOMA STATE

Sunday, December 31 | 2 p.m.  
Gallagher-Iba Arena | Stillwater, Okla.

Saturday, January 13 | 1 p.m. | FSN  
Bramlage Coliseum | Manhattan, Kan.



**Jim Littell**  
Head Coach



**Kaylee Jensen**  
Sr., Center



### GENERAL INFORMATION

**Location:** Stillwater, Okla.  
**Enrollment:** 24,551  
**Nickname:** Cowgirls  
**Colors:** Orange and Black  
**Conference:** Big 12  
**Home Arena:** Gallagher-Iba Arena  
**Capacity:** 13,611  
**President:** Burns Hargis  
**Director of Athletics:** Mike Holder  
**Ticket Office Phone:** 877-ALL-4-OSU  
**Website:** www.okstate.com  
**Twitter:** @OSUathletics

### TEAM INFORMATION

**Head Coach:** Jim Littell  
**Alma Mater:** Southwestern '77  
**School Record (Yrs):** 126-68 (6 Years)  
**Career Record (Yrs):** 544-129 (19 Years)  
**Associate Head Coach:** Bill Annan  
**Assistant Coaches:** Ashley Davis and Rebecca Kates-Taylor  
**Office Phone:** 405-744-2490  
**2016-17 Record:** 17-15  
**2016-17 Conference (Finish):** 6-12 (7th)  
**2016 Postseason Results:**  
Lost to Abilene Christian, 66-56, in WNIT First Round  
**Letterwinners R/L:** 8/6  
**Starters R/L:** 3/2  
**Newcomers:** 6

### PLAYER INFORMATION

Starters Returning	Yr.	Pos.	Statistics
Kaylee Jensen	Sr.	C	18.3 ppg, 10.5 rpg
Mandy Coleman	Jr.	F/C	11.9 ppg, 7.1 rpg
Karli Wheeler	Jr.	G	11.5 ppg, 2.6 rpg

Others Returning	Yr.	Pos.	Statistics
Areanna Combs	So.	G	3.5 ppg, 2.4 rpg

### SPORTS INFORMATION

**SID Contact:** Ryan Cameron  
**Office Phone:** 405-744-4854  
**E-Mail:** ryan.cameron@okstate.edu  
**SID Fax:** 405-744-7754  
**Press Row Phone:** 405-744-5757

### SERIES INFORMATION

**Series Record:** K-State leads the series, 35-32  
**Last Meeting:** K-State won, 74-69 (1/28/17)  
**Current Streak:** K-State won two  
**Mittie vs. Oklahoma State:** 7-7

### CURRENT K-STATE PLAYERS VS. OKLAHOMA STATE

#### KAYLA GOTH

Date	ST	FG-A	3FG-A	FT-A	RB	PF	PTS	A	TO	BK	ST	MIN
Okla. St. (1/13/16)	N	0-3	0-1	2-2	0-0-0	0	2	0	1	0	1	22
at Okla. St. (2/29/16)	N	0-1	0-0	0-0	0-3-3	1	0	1	2	0	0	13
at Okla. St. (1/14/17)	N	2-4	0-0	0-0	0-2-2	1	4	1	0	0	1	18
Okla. St. (1/28/17)	N	0-0	0-0	0-0	1-0-1	0	0	1	0	0	0	3
<b>TOTALS</b>	<b>0/4</b>	<b>2-8</b>	<b>0-1</b>	<b>2-2</b>	<b>1-5-6</b>	<b>2</b>	<b>6</b>	<b>3</b>	<b>3</b>	<b>0</b>	<b>2</b>	<b>56</b>

#### SHAELYN MARTIN

Date	ST	FG-A	3FG-A	FT-A	RB	PF	PTS	A	TO	BK	ST	MIN
at Okla. St. (1/14/15)	Y	0-7	0-4	2-2	1-3-4	2	2	2	3	0	2	36
Okla. St. (1/28/15)	Y	1-7	0-2	2-2	5-6-11	0	4	0	3	0	1	40
Okla. St. (1/13/16)	Y	3-9	0-2	0-1	2-4-6	3	6	0	5	0	3	25
at Okla. St. (2/29/16)	Y	0-3	0-1	0-0	1-6-7	4	0	1	2	0	1	24
at Okla. St. (1/14/17)	Y	0-2	0-0	1-2	0-2-2	2	1	0	0	1	1	14
Okla. St. (1/28/17)	Y	2-6	0-0	1-2	2-2-4	1	5	0	0	0	3	29
<b>TOTALS</b>	<b>6/6</b>	<b>6-34</b>	<b>0-9</b>	<b>6-9</b>	<b>11-23-34</b>	<b>12</b>	<b>18</b>	<b>3</b>	<b>13</b>	<b>1</b>	<b>11</b>	<b>168</b>

#### KARYLA MIDDLEBROOK

Date	ST	FG-A	3FG-A	FT-A	RB	PF	PTS	A	TO	BK	ST	MIN
at Okla. St. (1/14/17)	Y	2-11	0-1	1-2	1-2-3	1	5	3	1	1	2	23
Okla. St. (1/28/17)	Y	3-10	0-1	3-4	2-3-5	4	9	7	2	0	2	33
<b>TOTALS</b>	<b>2/2</b>	<b>5-21</b>	<b>0-2</b>	<b>4-6</b>	<b>3-5-8</b>	<b>5</b>	<b>14</b>	<b>10</b>	<b>3</b>	<b>1</b>	<b>4</b>	<b>56</b>

#### KAYLEE PAGE

Date	ST	FG-A	3FG-A	FT-A	RB	PF	PTS	A	TO	BK	ST	MIN
Okla. St. (1/13/16)	Y	1-5	1-5	0-0	1-9-10	1	3	0	2	1	0	31
at Okla. St. (2/29/16)	Y	3-7	3-4	4-5	0-3-3	4	13	0	2	0	1	32
at Okla. St. (1/14/17)	N	3-9	1-2	0-0	0-2-2	1	7	0	2	1	1	24
Okla. St. (1/28/17)	N	1-2	1-2	5-6	0-4-4	2	8	0	0	0	1	29
<b>TOTALS</b>	<b>2/4</b>	<b>8-23</b>	<b>6-13</b>	<b>9-11</b>	<b>1-18-19</b>	<b>8</b>	<b>31</b>	<b>0</b>	<b>6</b>	<b>2</b>	<b>3</b>	<b>116</b>

#### PEYTON WILLIAMS

Date	ST	FG-A	3FG-A	FT-A	RB	PF	PTS	A	TO	BK	ST	MIN
at Okla. St. (1/14/17)	Y	3-3	0-0	1-2	2-2-4	0	7	0	1	0	1	20
Okla. St. (1/28/17)	N	0-1	0-0	0-0	0-1-1	1	0	1	0	0	0	8
<b>TOTALS</b>	<b>1/2</b>	<b>3-4</b>	<b>0-0</b>	<b>1-2</b>	<b>2-3-5</b>	<b>1</b>	<b>7</b>	<b>1</b>	<b>1</b>	<b>0</b>	<b>1</b>	<b>28</b>

#### ETERNATI WILLOCK

Date	ST	FG-A	3FG-A	FT-A	RB	PF	PTS	A	TO	BK	ST	MIN
at Okla. St. (1/14/17)	N	5-8	0-0	3-3	5-8-13	0	13	2	2	1	0	27
Okla. St. (1/28/17)	Y	4-8	0-0	2-4	2-7-9	1	10	0	1	1	0	22
<b>TOTALS</b>	<b>1/2</b>	<b>9-16</b>	<b>0-0</b>	<b>5-7</b>	<b>7-15-22</b>	<b>1</b>	<b>23</b>	<b>2</b>	<b>3</b>	<b>2</b>	<b>0</b>	<b>49</b>

\* Denotes Big 12 Conference Tournament Game



# GAMES

## 14 & 27

### WEST VIRGINIA

Wednesday, January 3 | 6 p.m.  
 WVU Coliseum | Morgantown, W. Va.

Tuesday, February 20 | 7 p.m. | ESPN3  
 Bramlage Coliseum | Manhattan, Kan.



**Mike Carey**  
Head Coach



**Tynice Martin Jr.**, Guard



#### GENERAL INFORMATION

**Location:** Morgantown, W.V.  
**Enrollment:** 31,287  
**Nickname:** Mountaineers  
**Colors:** Old Gold and Blue  
**Conference:** Big 12  
**Home Arena:** WVU Coliseum  
**Capacity:** 14,000  
**President:** E. Gordon Gee  
**Director of Athletics:** Shane Lyons  
**Ticket Office Phone:** 304-293-3541  
**Website:** www.wvusports.com  
**Twitter:** @WVUSports or @WVUWBB

#### TEAM INFORMATION

**Head Coach:** Mike Carey  
**Alma Mater:** Salem '80  
**Record at School (Yrs):**  
 346-182 (16 Years)  
**Career Record (Yrs):**  
 634-284 (29 Years)  
**Associate Head Coach:** Chester Nichols  
**Assistant Coaches:** Lester Rowe, Diane Richardson  
**Office Phone:** 304-293-3508  
**2016-17 Record:** 24-11  
**2016-17 Conference (Finish):** 8-10 (6th)  
**2017 Postseason Results:**  
 Lost at Maryland, 83-56, in NCAA Second Round  
**Letterwinners R/L:** 9/6  
**Starters R/L:** 4/1  
**Newcomers:** 5

#### PLAYER INFORMATION

Starters Returning	Yr.	Pos.	Statistics
Tynice Martin	Jr.	G	18.6 ppg, 4.3 rpg
Teana Muldrow	Sr.	F	14.5 ppg, 8.5 rpg
Chania Ray	Sr.	G	8.6 ppg, 5.9 apg
Katrina Pardee	Jr.	G	7.7 ppg, 2.1 rpg

Others Returning	Yr.	Pos.	Statistics
Kristina King	Sr.	F	6.4 ppg, 4.6 rpg

#### SPORTS INFORMATION

**SID Contact:** Ashley Bailey  
**Office Phone:** 304-293-2821  
**E-Mail:** Ashley.Bailey@mail.wvu.edu  
**SID Fax:** 304-293-4105  
**Press Row Phone:** 304-293-2821

#### SERIES INFORMATION

**Series Record:** West Virginia leads the series, 9-2  
**Last Meeting:** West Virginia won, 66-59 (2/15/17)  
**Current Streak:** West Virginia won one  
**Mittie vs. West Virginia:** 2-11

#### CURRENT K-STATE PLAYERS VS. WEST VIRGINIA

##### KAYLA GOTH

Date	ST	FG-A	3FG-A	FT-A	RB	PF	PTS	A	TO	BK	ST	MIN
West Virginia (1/6/16)	N	0-0	0-0	0-0	0-0-0	0	0	0	1	0	0	1
at West Virginia (2/6/16)	N	1-3	0-1	1-2	0-0-0	0	3	0	0	0	2	11
vs. West Virginia (3/5/16)*	N	1-2	0-0	2-2	1-2-3	0	4	2	2	0	0	24
West Virginia (1/1/17)	N	0-0	0-0	0-2	0-1-1	2	0	0	0	1	1	11
at West Virginia (2/15/17)	N	2-4	0-1	0-0	0-1-1	1	4	0	1	0	4	16
<b>TOTALS</b>	<b>0/5</b>	<b>4-9</b>	<b>0-2</b>	<b>3-6</b>	<b>1-4-5</b>	<b>3</b>	<b>11</b>	<b>2</b>	<b>4</b>	<b>1</b>	<b>7</b>	<b>63</b>

##### SHAELYN MARTIN

Date	ST	FG-A	3FG-A	FT-A	RB	PF	PTS	A	TO	BK	ST	MIN
at West Virginia (1/21/15)	Y	1-4	0-1	0-0	0-3-3	2	2	2	1	0	0	31
West Virginia (3/3/15)	Y	1-4	0-0	2-2	1-5-6	1	4	5	0	0	1	25
West Virginia (1/6/16)	Y	4-10	2-2	4-6	4-2-6	4	14	6	2	0	4	34
at West Virginia (2/6/16)	Y	1-4	0-1	1-4	0-6-6	2	3	0	0	0	1	31
vs. West Virginia (3/5/16)*	Y	0-2	0-0	4-4	1-5-6	3	4	4	2	0	1	26
West Virginia (1/1/17)	Y	4-6	0-1	2-3	1-1-2	1	10	8	3	0	2	33
at West Virginia (2/15/17)	Y	1-6	1-4	0-2	1-5-6	2	3	7	2	1	3	34
<b>TOTALS</b>	<b>7/7</b>	<b>12-36</b>	<b>3-9</b>	<b>13-21</b>	<b>8-27-35</b>	<b>15</b>	<b>40</b>	<b>32</b>	<b>10</b>	<b>1</b>	<b>12</b>	<b>214</b>

##### KARYLA MIDDLEBROOK

Date	ST	FG-A	3FG-A	FT-A	RB	PF	PTS	A	TO	BK	ST	MIN
West Virginia (1/1/17)	Y	4-7	0-1	1-1	0-1-1	4	9	1	1	0	1	26
at West Virginia (2/15/17)	Y	2-3	1-1	0-0	1-1-2	3	5	1	4	0	1	17
<b>TOTALS</b>	<b>2/2</b>	<b>6-10</b>	<b>1-2</b>	<b>1-1</b>	<b>1-2-3</b>	<b>7</b>	<b>14</b>	<b>2</b>	<b>5</b>	<b>0</b>	<b>2</b>	<b>43</b>

##### KAYLEE PAGE

Date	ST	FG-A	3FG-A	FT-A	RB	PF	PTS	A	TO	BK	ST	MIN
West Virginia (1/6/16)	Y	1-5	0-1	0-0	0-0-0	1	2	0	2	0	0	18
at West Virginia (2/6/16)	Y	2-8	1-7	0-0	0-0-0	3	5	2	1	0	0	22
vs. West Virginia (3/5/16)*	Y	0-2	0-2	2-2	0-3-3	1	2	3	2	0	0	27
West Virginia (1/1/17)	N	4-10	2-7	0-0	0-3-3	2	10	0	0	1	0	24
at West Virginia (2/15/17)	Y	4-7	3-5	1-2	0-0-0	1	12	2	1	0	1	28
<b>TOTALS</b>	<b>4/5</b>	<b>11/32</b>	<b>6-22</b>	<b>3-4</b>	<b>0-6-6</b>	<b>8</b>	<b>31</b>	<b>7</b>	<b>6</b>	<b>1</b>	<b>1</b>	<b>119</b>

##### PEYTON WILLIAMS

Date	ST	FG-A	3FG-A	FT-A	RB	PF	PTS	A	TO	BK	ST	MIN
West Virginia (1/1/17)	Y	0-1	0-0	0-0	0-0-0	0	0	2	1	0	1	8
at West Virginia (2/15/17)	N	0-0	0-0	1-2	0-1-1	0	1	1	0	1	0	11
<b>TOTALS</b>	<b>1/2</b>	<b>0-1</b>	<b>0-0</b>	<b>1-2</b>	<b>0-1-1</b>	<b>0</b>	<b>1</b>	<b>3</b>	<b>1</b>	<b>1</b>	<b>1</b>	<b>19</b>

##### ETERNATI WILLOCK

Date	ST	FG-A	3FG-A	FT-A	RB	PF	PTS	A	TO	BK	ST	MIN
West Virginia (1/1/17)	N	4-6	0-0	1-2	2-2-4	0	9	2	5	2	0	22
at West Virginia (2/15/17)	N	4-9	0-0	1-1	2-0-2	1	9	0	4	0	1	20
<b>TOTALS</b>	<b>0/2</b>	<b>8-15</b>	<b>0-0</b>	<b>2-3</b>	<b>4-2-6</b>	<b>1</b>	<b>18</b>	<b>2</b>	<b>9</b>	<b>2</b>	<b>1</b>	<b>42</b>

\* Denotes Big 12 Conference Tournament Game



# GAMES 15 & 25

## TEXAS

Sunday, January 7 | 1 p.m. | ESPN  
Bramlage Coliseum | Manhattan, Kan.

Saturday, February 10 | 7 p.m. | Longhorn Network  
Frank Erwin Center | Austin, Texas



**Karen Aston**  
Head Coach



**Brooke McCarty**  
Sr., Guard



### GENERAL INFORMATION

**Location:** Austin, Texas  
**Enrollment:** 51,334  
**Nickname:** Longhorns  
**Colors:** Burnt Orange and White  
**Conference:** Big 12  
**Home Arena:** Frank Erwin Center  
**Capacity:** 16,775  
**President:** Dr. Gregory Fennes  
**Women's Athletics Director:**  
Chris Plonsky  
**Ticket Office Phone:** 800-982-BEVO  
**Website:** www.texassports.com  
**Twitter:** @UTexasWBB

### TEAM INFORMATION

**Head Coach:** Karen Aston  
**Alma Mater:** Arkansas-Little Rock '87  
**School Record (Yrs):** 114-55 (5 years)  
**Career Record (Yrs):**  
215-118 (10 Years)  
**Assistant Coaches:** Jamie Carey, George Washington, Tina Thompson  
**Office Phone:** 512-471-9802  
**2016-17 Record:** 25-9  
**2016-17 Conference (Finish):** 15-3 (2nd)  
**2017 Postseason Results:**  
Lost to Stanford, 77-66, in NCAA Regional Semifinal  
**Letterwinners R/L:** 9/3  
**Starters R/L:** 3/2  
**Newcomers:** 4

### PLAYER INFORMATION

Starters Returning	Yr.	Pos.	Statistics
Brooke McCarty	Sr.	G	14.1 ppg, 3.6 rpg
Ariel Atkins	Sr.	G	12.8 ppg, 4.2 rpg
Joyner Holmes	So.	G/F	12.1 ppg, 8.2 rpg

Others Returning	Yr.	Pos.	Statistics
Lashann Higgs	Jr.	G	8.0 ppg, 2.8 rpg
Alecia Sutton	So.	G	3.8 ppg, 1.7 rpg

### SPORTS INFORMATION

**SID Contact:** Sean Cartell  
**Office Phone:** 512-471-6039  
**E-Mail:** s.cartell@athletics.utexas.edu  
**SID Fax:** 512-471-6040  
**Press Row Phone:** 512-471-4246

### SERIES INFORMATION

**Series Record:** Texas leads the series, 20-14  
**Last Meeting:** Texas won, 69-61 (2/27/17)  
**Current Streak:** Texas has won five  
**Mittie vs. Texas:** 2-10

### CURRENT K-STATE PLAYERS VS. TEXAS

#### KAYLA GOTH

Date	ST	FG-A	3FG-A	FT-A	RB	PF	PTS	A	TO	BK	ST	MIN
Texas (1/30/16)	N	0-2	0-0	0-0	0-3-3	1	0	0	2	0	0	8
at Texas (2/17/16)	N	0-0	0-0	0-0	0-3-3	0	0	0	1	0	0	10
at Texas (2/4/17)	N	0-1	0-0	0-0	0-0-0	0	0	0	2	0	0	9
Texas (2/27/17)	N	0-2	0-0	0-0	1-0-1	0	0	1	0	0	0	10
<b>TOTALS</b>	<b>0/4</b>	<b>0-5</b>	<b>0-0</b>	<b>0-0</b>	<b>1-6-7</b>	<b>1</b>	<b>0</b>	<b>1</b>	<b>5</b>	<b>0</b>	<b>0</b>	<b>37</b>

#### SHAELYN MARTIN

Date	ST	FG-A	3FG-A	FT-A	RB	PF	PTS	A	TO	BK	ST	MIN
Texas (2/4/15)	Y	3-5	0-2	4-8	2-3-5	2	10	3	5	0	2	34
at Texas (2/18/15)	Y	1-5	0-1	2-4	1-4-5	1	4	0	2	0	2	31
Texas (1/30/16)	Y	2-3	1-2	3-4	2-3-5	4	8	1	4	0	0	31
at Texas (2/17/16)	Y	0-1	0-1	0-2	0-2-2	4	0	4	3	0	1	27
at Texas (2/4/17)	Y	1-4	0-2	0-0	1-0-1	2	2	2	3	0	0	14
Texas (2/27/17)	Y	1-4	1-2	0-0	1-4-5	3	3	3	2	0	1	19
<b>TOTALS</b>	<b>6/6</b>	<b>8-22</b>	<b>2-10</b>	<b>9-18</b>	<b>7-16-23</b>	<b>16</b>	<b>27</b>	<b>13</b>	<b>19</b>	<b>0</b>	<b>6</b>	<b>156</b>

#### KARYLA MIDDLEBROOK

Date	ST	FG-A	3FG-A	FT-A	RB	PF	PTS	A	TO	BK	ST	MIN
at Texas (2/4/17)	Y	5-12	1-1	1-1	0-4-4	4	12	1	2	0	0	35
Texas (2/27/17)	N	3-11	0-2	8-8	1-1-2	4	14	3	2	0	1	35
<b>TOTALS</b>	<b>1/2</b>	<b>8-23</b>	<b>1-3</b>	<b>9-9</b>	<b>1-5-6</b>	<b>8</b>	<b>26</b>	<b>4</b>	<b>4</b>	<b>0</b>	<b>1</b>	<b>70</b>

#### KAYLEE PAGE

Date	ST	FG-A	3FG-A	FT-A	RB	PF	PTS	A	TO	BK	ST	MIN
Texas (1/30/16)	Y	0-4	0-3	2-2	0-4-4	4	2	3	3	2	2	32
at Texas (2/17/16)	Y	1-5	0-4	2-2	0-5-5	2	4	1	0	0	0	30
at Texas (2/4/17)	Y	1-6	1-4	0-0	0-3-3	1	3	0	3	1	1	29
Texas (2/27/17)	N	4-5	2-2	0-2	0-3-3	1	10	0	1	1	1	23
<b>TOTALS</b>	<b>3/4</b>	<b>6-20</b>	<b>3-13</b>	<b>4-6</b>	<b>0-15-15</b>	<b>8</b>	<b>19</b>	<b>4</b>	<b>7</b>	<b>4</b>	<b>4</b>	<b>114</b>

#### PEYTON WILLIAMS

Date	ST	FG-A	3FG-A	FT-A	RB	PF	PTS	A	TO	BK	ST	MIN
at Texas (2/4/17)	N	1-3	0-0	0-0	3-4-7	0	2	0	0	0	0	17
Texas (2/27/17)	N	2-4	0-0	1-3	2-2-4	2	5	0	1	0	1	20
<b>TOTALS</b>	<b>0/2</b>	<b>3-7</b>	<b>0-0</b>	<b>1-3</b>	<b>5-6-11</b>	<b>2</b>	<b>7</b>	<b>0</b>	<b>1</b>	<b>0</b>	<b>1</b>	<b>37</b>

#### ETERNATI WILLOCK

Date	ST	FG-A	3FG-A	FT-A	RB	PF	PTS	A	TO	BK	ST	MIN
at Texas (2/4/17)	N	1-3	0-0	0-0	3-6-9	5	2	0	6	1	0	18
Texas (2/27/17)	N	0-8	0-0	2-2	2-2-4	1	2	2	0	0	0	12
<b>TOTALS</b>	<b>0/2</b>	<b>1-11</b>	<b>0-0</b>	<b>2-2</b>	<b>5-8-13</b>	<b>6</b>	<b>4</b>	<b>2</b>	<b>6</b>	<b>1</b>	<b>0</b>	<b>30</b>

\* Denotes Big 12 Conference Tournament Game



# GAMES 16 & 23

**IOWA STATE**  
Wednesday, January 10 | 6:30 p.m. | Cyclones.TV  
Hilton Coliseum | Ames, Iowa  
  
Saturday, February 3 | 7 p.m. | ESPN3  
Bramlage Coliseum | Manhattan, Kan.



**Bill Fennelly**  
Head Coach



**Bridget Carleton**  
Jr., Guard



## GENERAL INFORMATION

**Location:** Ames, Iowa  
**Enrollment:** 36,660  
**Nickname:** Cyclones  
**Colors:** Cardinal and Gold  
**Conference:** Big 12  
**Home Arena:** Hilton Coliseum  
**Capacity:** 14,356  
**President:** Dr. Steven Leath  
**Director of Athletics:** Jamie Pollard  
**Ticket Office Phone:** 515-294-1816  
**Website:** www.cyclones.com  
**Twitter:** @CycloneATH

## TEAM INFORMATION

**Head Coach:** Bill Fennelly  
**Alma Mater:** William Penn '79  
**Record at School (Yrs):**  
465-236 (22 Years)  
**Career Record (Yrs):**  
631-289 (29 Years)  
**Associate Head Coach:** Jodi Steyer  
**Assistant Coaches:** Latoja Schaben and Billy Fennelly  
**Office Phone:** 515-294-3436  
**2016-17 Record:** 18-13  
**2016-17 Conference (Finish):** 9-9 (5th)  
**2017 Postseason Results:**  
Lost to Syracuse, 85-65, in 2017 NCAA First Round  
**Letterwinners R/L:** 7/6  
**Starters R/L:** 3/2  
**Newcomers:** 5

## PLAYER INFORMATION

Starters Returning	Yr.	Pos.	Statistics
Bridget Carleton	Jr.	G	15.0 ppg, 5.7 rpg
Emily Durr	Sr.	G	8.6 ppg, 2.9 rpg
Meredith Burkhall	Jr.	F	8.0 ppg, 5.6 rpg

Others Returning	Yr.	Pos.	Statistics
Adriana Camber	So.	G	2.4 ppg, 1.2 rpg
Nia Washington	So.	G	2.0 ppg, 0.6 rpg

## SPORTS INFORMATION

**SID Contact:** Nicole Greiner  
**Office Phone:** 515-294-7961  
**E-Mail:** ngreiner@iastate.edu  
**SID Fax:** 515-294-0125  
**Press Row Phone:** 515-294-6178

## SERIES INFORMATION

**Series Record:** K-State leads the series, 51-38  
**Last Meeting:** K-State won, 74-67 (3/4/17)  
**Current Streak:** K-State won two  
**Mittie vs. Iowa State:** 5-8

## CURRENT K-STATE PLAYERS VS. IOWA STATE

### KAYLA GOTH

Date	ST	FG-A	3FG-A	FT-A	RB	PF	PTS	A	TO	BK	ST	MIN
Iowa State (12/30/15)												
at Iowa State (2/24/16)	N	2-5	0-3	0-0	2-5-7	1	4	2	0	1	0	17
at Iowa State (1/21/17)	N	4-7	1-2	1-2	1-2-3	4	10	3	0	0	4	20
Iowa State (2/11/17)	N	3-6	1-2	2-2	1-0-1	0	9	4	1	0	0	14
vs. Iowa State (3/4/17)*	N	8-19	3-10	6-6	4-1-5	2	25	2	1	0	3	31
<b>TOTALS</b>	<b>0/4</b>	<b>17-37</b>	<b>5-17</b>	<b>9-10</b>	<b>8-8-16</b>	<b>7</b>	<b>48</b>	<b>11</b>	<b>2</b>	<b>1</b>	<b>7</b>	<b>82</b>

### SHAELYN MARTIN

Date	ST	FG-A	3FG-A	FT-A	RB	PF	PTS	A	TO	BK	ST	MIN
at Iowa State (1/3/15)	Y	0-2	0-1	0-0	1-2-3	2	0	2	3	1	3	30
Iowa State (1/17/15)	Y	1-7	0-2	0-0	4-3-7	3	2	1	2	0	3	30
Iowa State (12/30/15)	Y	2-8	0-3	5-6	3-4-7	2	9	3	2	0	2	28
at Iowa State (2/24/16)	Y	1-4	1-3	0-0	0-7-7	3	3	4	1	0	0	21
at Iowa State (1/21/17)	Y	5-8	1-2	0-1	1-4-5	3	11	5	0	0	0	31
Iowa State (2/11/17)	Y	3-6	0-0	0-0	4-2-6	2	6	1	1	0	0	10
vs. Iowa State (3/4/17)*	Y	1-7	1-5	3-4	1-5-6	0	6	4	3	1	1	19
<b>TOTALS</b>	<b>7/7</b>	<b>13-42</b>	<b>3-16</b>	<b>8-11</b>	<b>14-27-41</b>	<b>15</b>	<b>37</b>	<b>20</b>	<b>12</b>	<b>2</b>	<b>9</b>	<b>169</b>

### KARYLA MIDDLEBROOK

Date	ST	FG-A	3FG-A	FT-A	RB	PF	PTS	A	TO	BK	ST	MIN
at Iowa State (1/21/17)	Y	2-6	0-0	4-4	0-1-1	3	8	2	3	0	0	19
Iowa State (2/11/17)	Y	3-9	1-2	4-4	1-1-2	1	11	5	1	0	1	28
vs. Iowa State (3/4/17)*	Y	1-3	1-3	0-0	0-1-1	1	3	0	1	0	0	10
<b>TOTALS</b>	<b>3/3</b>	<b>6-18</b>	<b>2-5</b>	<b>8-8</b>	<b>1-3-4</b>	<b>5</b>	<b>22</b>	<b>7</b>	<b>5</b>	<b>0</b>	<b>1</b>	<b>57</b>

### KAYLEE PAGE

Date	ST	FG-A	3FG-A	FT-A	RB	PF	PTS	A	TO	BK	ST	MIN
Iowa State (12/30/15)	Y	2-8	0-3	0-0	1-6-7	2	4	2	0	0	1	33
at Iowa State (2/24/16)	Y	5-13	3-9	0-0	0-6-6	1	13	10	2	0	0	30
at Iowa State (1/21/17)	N	5-9	4-8	0-0	0-3-3	1	14	2	3	3	0	31
Iowa State (2/11/17)	Y	0-1	0-1	0-0	1-5-6	3	0	0	1	0	0	27
vs. Iowa State (3/4/17)*	N	1-3	1-2	2-2	1-5-6	0	5	1	1	0	0	24
<b>TOTALS</b>	<b>3/5</b>	<b>13-34</b>	<b>8-23</b>	<b>2-2</b>	<b>3-25-28</b>	<b>7</b>	<b>36</b>	<b>15</b>	<b>7</b>	<b>3</b>	<b>1</b>	<b>145</b>

### PEYTON WILLIAMS

Date	ST	FG-A	3FG-A	FT-A	RB	PF	PTS	A	TO	BK	ST	MIN
at Iowa State (1/21/17)	Y	0-0	0-0	0-0	0-1-1	0	0	1	1	0	0	11
Iowa State (2/11/17)	N	1-3	0-0	1-2	1-1-2	2	3	0	0	0	0	9
vs. Iowa State (3/4/17)*	Y	1-4	0-0	0-1	0-3-3	0	2	0	2	0	0	16
<b>TOTALS</b>	<b>2/3</b>	<b>2-7</b>	<b>0-0</b>	<b>1-3</b>	<b>1-5-6</b>	<b>2</b>	<b>5</b>	<b>1</b>	<b>3</b>	<b>0</b>	<b>0</b>	<b>36</b>

### ETERNATI WILLOCK

Date	ST	FG-A	3FG-A	FT-A	RB	PF	PTS	A	TO	BK	ST	MIN
at Iowa State (1/21/17)	N	0-3	0-0	0-0	1-0-1	0	0	1	2	0	0	13
Iowa State (2/11/17)	N	3-8	0-0	5-7	1-5-6	1	11	0	1	2	0	21
vs. Iowa State (3/4/17)*	N	5-9	0-0	2-3	1-9-10	0	12	1	5	0	1	24
<b>TOTALS</b>	<b>0/3</b>	<b>8-20</b>	<b>0-0</b>	<b>7-10</b>	<b>3-14-17</b>	<b>1</b>	<b>23</b>	<b>2</b>	<b>8</b>	<b>2</b>	<b>1</b>	<b>58</b>

\* Denotes Big 12 Conference Tournament Game



# GAMES 18 & 22

## OKLAHOMA

Wednesday, January 17 | 7 p.m. | ESPN3  
Bramlage Coliseum | Manhattan, Kan.

Wednesday, January 31 | 10:30 a.m. | FS Oklahoma  
Lloyd Noble Center | Norman, Okla.



**Sherri Coale**  
Head Coach



**Maddie Manning**  
R-Sr., Guard



### GENERAL INFORMATION

**Location:** Norman, Okla.  
**Enrollment:** 30,813  
**Nickname:** Sooners  
**Colors:** Crimson and Cream  
**Conference:** Big 12  
**Home Arena:** Lloyd Noble Center  
**Capacity:** 12,000  
**President:** David Boren  
**Director of Athletics:** Joe Castiglione  
**Ticket Office Phone:** 405-325-2424  
**Website:** www.soonersports.com  
**Twitter:** @SoonerSportscom

### TEAM INFORMATION

**Head Coach:** Sherri Coale  
**Alma Mater:** Oklahoma Christian '87  
**School Record (Yrs):**  
465-227 (21 Years)  
**Career Record (Yrs):** Same  
**Assistant Coaches:** Jan Ross, Pam DeCosta, Chad Thrailkill  
**Office Phone:** 405-325-8322  
**2016-17 Record:** 23-10  
**2016-17 Conference (Finish):** 13-5 (3rd)  
**2017 Postseason Results:**  
Lost at Washington, 108-82, NCAA Second Round  
**Letterwinners R/L:** 7/8  
**Starters R/L:** 3/2  
**Newcomers:** 3

### PLAYER INFORMATION

Starters Returning	Yr.	Pos.	Statistics
Maddie Manning	Sr.	G	12.6 ppg, 5.4 rpg
Vionise Pierre-Louis	Sr.	C	11.9 ppg, 7.9 rpg
Gabbi Ortiz	Sr.	G	8.9 ppg, 3.7 apg

Others Returning	Yr.	Pos.	Statistics
LaNesia Williams	Sr.	G	2.5 ppg, 0.9 rpg

### SPORTS INFORMATION

**SID Contact:** Tyler Pigg  
**Office Phone:** 405-325-3671  
**E-Mail:** tpigg@ou.edu  
**SID Fax:** 405-325-7623  
**Press Row Phone:** 405-325-1024

### SERIES INFORMATION

**Series Record:** Oklahoma leads the series, 37-26  
**Last Meeting:** K-State won, 79-71 (2/21/16)  
**Current Streak:** K-State has won one  
**Mittie vs. Oklahoma:** 5-13

### CURRENT K-STATE PLAYERS VS. OKLAHOMA

#### KAYLA GOTH

Date	ST	FG-A	3FG-A	FT-A	RB	PF	PTS	A	TO	BK	ST	MIN
at Oklahoma (1/10/16)	N	3-5	0-0	1-1	0-3-3	3	7	1	0	1	0	25
Oklahoma (2/9/16)	N	3-4	0-0	1-3	0-3-3	2	7	0	0	0	2	21
at Oklahoma (1/4/17)	N	0-0	0-0	0-2	0-1-1	2	0	0	0	1	1	11
Oklahoma (2/21/17)	N	0-0	0-0	0-0	0-0-0	0	0	0	2	0	0	7
<b>TOTALS</b>	<b>0/4</b>	<b>6-9</b>	<b>0-0</b>	<b>2-6</b>	<b>0-7-7</b>	<b>7</b>	<b>14</b>	<b>1</b>	<b>2</b>	<b>2</b>	<b>3</b>	<b>64</b>

#### SHAELYN MARTIN

Date	ST	FG-A	3FG-A	FT-A	RB	PF	PTS	A	TO	BK	ST	MIN
at Oklahoma (2/7/15)	Y	1-4	0-2	1-1	2-6-8	1	3	2	3	0	0	29
Oklahoma (2/21/15)	Y	1-2	1-1	5-6	0-4-4	4	8	3	1	2	1	36
at Oklahoma (1/10/16)	Y	2-3	0-0	0-0	0-2-2	4	4	4	2	0	1	29
Oklahoma (2/9/16)	Y	2-5	0-2	5-6	0-8-8	0	9	4	2	0	2	27
at Oklahoma (1/4/17)	Y	2-6	2-2	6-6	1-5-6	1	12	3	1	2	2	37
Oklahoma (2/21/17)	Y	2-4	0-0	2-2	0-2-2	0	6	1	5	0	0	19
<b>TOTALS</b>	<b>6/6</b>	<b>10-24</b>	<b>3-7</b>	<b>19-21</b>	<b>3-27-30</b>	<b>10</b>	<b>42</b>	<b>17</b>	<b>14</b>	<b>4</b>	<b>6</b>	<b>177</b>

#### KARYLA MIDDLEBROOK

Date	ST	FG-A	3FG-A	FT-A	RB	PF	PTS	A	TO	BK	ST	MIN
at Oklahoma (1/4/17)	Y	10-19	1-3	6-8	0-7-7	4	27	3	2	0	2	44
Oklahoma (2/21/17)	Y	5-10	1-2	8-11	5-2-7	4	19	4	3	0	2	33
<b>TOTALS</b>	<b>2/2</b>	<b>15-29</b>	<b>2-5</b>	<b>14-19</b>	<b>5-9-14</b>	<b>8</b>	<b>46</b>	<b>7</b>	<b>5</b>	<b>0</b>	<b>4</b>	<b>77</b>

#### KAYLEE PAGE

Date	ST	FG-A	3FG-A	FT-A	RB	PF	PTS	A	TO	BK	ST	MIN
at Oklahoma (1/10/16)	Y	2-7	1-6	0-0	0-2-2	2	5	0	3	1	0	31
Oklahoma (2/9/16)	Y	3-6	3-6	0-0	1-3-4	2	9	1	2	0	0	33
at Oklahoma (1/4/17)	N	0-3	0-3	0-0	0-1-1	1	0	1	0	0	0	12
Oklahoma (2/21/17)	N	1-4	1-2	0-0	1-2-3	0	3	1	0	0	1	22
<b>TOTALS</b>	<b>2/4</b>	<b>6-20</b>	<b>5-17</b>	<b>0-0</b>	<b>2-8-10</b>	<b>5</b>	<b>17</b>	<b>3</b>	<b>5</b>	<b>1</b>	<b>1</b>	<b>98</b>

#### PEYTON WILLIAMS

Date	ST	FG-A	3FG-A	FT-A	RB	PF	PTS	A	TO	BK	ST	MIN
at Oklahoma (1/4/17)	Y	2-3	0-0	0-0	1-2-3	0	4	0	0	0	1	22
Oklahoma (2/21/17)	Y	1-4	0-0	0-0	1-3-4	0	2	3	1	0	1	19
<b>TOTALS</b>	<b>2/2</b>	<b>3-7</b>	<b>0-0</b>	<b>0-0</b>	<b>2-5-7</b>	<b>0</b>	<b>6</b>	<b>3</b>	<b>1</b>	<b>0</b>	<b>2</b>	<b>41</b>

#### ETERNATI WILLOCK

Date	ST	FG-A	3FG-A	FT-A	RB	PF	PTS	A	TO	BK	ST	MIN
at Oklahoma (1/4/17)	N	4-9	0-0	3-4	4-5-9	3	11	1	7	0	1	26
Oklahoma (2/21/17)	N	5-11	0-0	0-1	4-3-7	1	10	3	1	0	1	21
<b>TOTALS</b>	<b>0/2</b>	<b>9-20</b>	<b>0-0</b>	<b>3-5</b>	<b>8-8-16</b>	<b>4</b>	<b>21</b>	<b>4</b>	<b>8</b>	<b>0</b>	<b>2</b>	<b>47</b>

\* Denotes Big 12 Conference Tournament Game



# GAMES 20 & 26

**TCU**  
Wednesday, January 24 | 7 p.m. | COX Channel KS  
Bramlage Coliseum | Manhattan, Kan.  
Saturday, February 17 | 2 p.m. | FS Southwest  
Schollmaier Arena | Fort Worth, Texas



**Raegan Pebley**  
Head Coach



**Jordan Moore**  
Jr., Center



## GENERAL INFORMATION

**Location:** Fort Worth, Texas  
**Enrollment:** 10,394  
**Nickname:** Horned Frogs  
**Colors:** Purple and White  
**Conference:** Big 12  
**Home Arena:** Schollmaier Arena  
**Capacity:** 6,700  
**Chancellor:** Dr. Victor J. Boschini, Jr.  
**Director of Athletics:** Chris Del Conte  
**Ticket Office Phone:** 817-257-3764  
**Website:** www.gofrogs.com  
**Twitter:** @TCUWBasketball

## TEAM INFORMATION

**Head Coach:** Raegan Pebley  
**Alma Mater:** Colorado '97  
**Record at School (Yrs):**  
48-47 (3 Years)  
**Career Record (Yrs):**  
204-222 (14 Years)  
**Associate Head Coach:** Hanna Howard  
**Assistant Coaches:** Britney Brown, Aaron Kallhoff  
**Office Phone:** 817-257-7962  
**2016-17 Record:** 12-18  
**2016-17 Conference (Finish):** 4-14 (9th)  
**2017 Postseason Results:** n/a  
**Letterwinners R/L:** 10/3  
**Starters R/L:** 3/2  
**Newcomers:** 2

## PLAYER INFORMATION

Starters Returning	Yr.	Pos.	Statistics
Jordan Moore	Jr.	C	8.6 ppg, 6.8 rpg
Toree Thompson	Sr.	G	7.0 ppg, 2.1 rpg
Kianna Ray	So.	G	6.7 ppg, 3.3 rpg

Others Returning	Yr.	Pos.	Statistics
Amy Okonkwo	Jr.	F	10.2 ppg, 5.5 rpg
Amber Ramirez	So.	G	8.3 ppg, 2.0 rpg

## SPORTS INFORMATION

**SID Contact:** Matt Mays  
**Office Phone:** 817-257-5367  
**E-Mail:** matt.mays@tcu.edu  
**SID Fax:** 817-257-7964  
**Press Row Phone:** 817-257-7337

## SERIES INFORMATION

**Series Record:** K-State leads the series, 6-5  
**Last Meeting:** K-State won, 68-65 (2/18/17)  
**Current Streak:** K-State won two  
**Mittie vs. TCU:** 6-2

## CURRENT K-STATE PLAYERS VS. TCU

### KAYLA GOTH

Date	ST	FG-A	3FG-A	FT-A	RB	PF	PTS	A	TO	BK	ST	MIN
at TCU (1/2/16)					DNP - Coach's Decision							
TCU (1/16/16)	N	1-3	1-1	0-0	0-0-0	1	3	4	0	0	0	16
TCU (1/18/17)	N	1-2	0-0	0-0	1-2-3	0	2	4	2	0	2	15
at TCU (2/18/17)	N	0-0	0-0	0-0	0-0-0	0	0	0	1	0	0	3
<b>TOTALS</b>	<b>0/3</b>	<b>2-5</b>	<b>1-1</b>	<b>0-0</b>	<b>1-2-3</b>	<b>1</b>	<b>5</b>	<b>8</b>	<b>3</b>	<b>0</b>	<b>2</b>	<b>34</b>

### SHAELYN MARTIN

Date	ST	FG-A	3FG-A	FT-A	RB	PF	PTS	A	TO	BK	ST	MIN
TCU (2/11/15)	Y	2-3	1-1	5-8	1-7-8	3	10	6	4	0	1	30
at TCU (2/28/15)	Y	1-6	0-2	0-0	2-2-4	1	2	1	2	0	1	18
at TCU (1/2/16)	Y	1-4	1-4	0-0	0-4-4	0	3	2	1	2	0	28
TCU (1/16/16)	Y	2-7	0-1	3-6	3-7-10	3	7	5	3	1	0	26
TCU (1/18/17)	Y	2-4	0-0	4-5	0-4-4	4	8	3	1	1	0	25
at TCU (2/18/17)	Y	2-4	1-2	0-0	1-6-7	3	5	1	1	0	3	22
<b>TOTALS</b>	<b>6/6</b>	<b>10-28</b>	<b>3-10</b>	<b>12-19</b>	<b>7-30-37</b>	<b>14</b>	<b>35</b>	<b>18</b>	<b>12</b>	<b>4</b>	<b>5</b>	<b>149</b>

### KARYLA MIDDLEBROOK

Date	ST	FG-A	3FG-A	FT-A	RB	PF	PTS	A	TO	BK	ST	MIN
TCU (1/18/17)	Y	1-5	0-0	4-6	0-4-4	4	6	3	2	0	0	23
at TCU (2/18/17)	Y	0-6	0-0	8-12	4-2-6	2	8	8	1	0	3	31
<b>TOTALS</b>	<b>2/2</b>	<b>1-11</b>	<b>0-0</b>	<b>12-18</b>	<b>4-6-10</b>	<b>6</b>	<b>14</b>	<b>11</b>	<b>3</b>	<b>0</b>	<b>3</b>	<b>54</b>

### KAYLEE PAGE

Date	ST	FG-A	3FG-A	FT-A	RB	PF	PTS	A	TO	BK	ST	MIN
at TCU (1/2/16)	Y	5-12	4-11	0-0	1-4-5	1	14	3	1	2	0	35
TCU (1/16/16)	Y	1-3	1-2	4-6	0-4-4	2	7	2	1	2	1	35
TCU (1/18/17)	N	2-7	2-6	0-0	0-3-3	2	6	4	2	1	1	24
at TCU (2/18/17)	N	5-12	4-10	1-1	0-3-3	3	15	0	1	0	1	29
<b>TOTALS</b>	<b>2/4</b>	<b>13-34</b>	<b>11-29</b>	<b>5-7</b>	<b>1-14-15</b>	<b>8</b>	<b>42</b>	<b>9</b>	<b>5</b>	<b>5</b>	<b>3</b>	<b>123</b>

### PEYTON WILLIAMS

Date	ST	FG-A	3FG-A	FT-A	RB	PF	PTS	A	TO	BK	ST	MIN
TCU (1/18/17)	Y	1-1	0-0	1-1	0-2-2	0	3	2	3	0	0	10
at TCU (2/18/17)	Y	1-2	0-0	0-0	2-1-3	0	2	2	2	0	0	18
<b>TOTALS</b>	<b>2/2</b>	<b>2-3</b>	<b>0-0</b>	<b>1-1</b>	<b>2-3-5</b>	<b>0</b>	<b>5</b>	<b>4</b>	<b>5</b>	<b>0</b>	<b>0</b>	<b>28</b>

### ETERNATI WILLOCK

Date	ST	FG-A	3FG-A	FT-A	RB	PF	PTS	A	TO	BK	ST	MIN
TCU (1/18/17)	N	5-8	0-0	0-2	2-6-8	2	10	4	2	0	0	27
at TCU (2/18/17)	N	3-8	0-0	1-1	3-2-5	4	7	0	6	0	0	19
<b>TOTALS</b>	<b>0/2</b>	<b>8-16</b>	<b>0-0</b>	<b>1-3</b>	<b>5-8-13</b>	<b>6</b>	<b>17</b>	<b>4</b>	<b>8</b>	<b>0</b>	<b>0</b>	<b>46</b>

\* Denotes Big 12 Conference Tournament Game



# GAMES 21 & 28

## KANSAS

Sunday, January 28 | 4 p.m. | FS1  
Allen Fieldhouse | Lawrence, Kan.

Saturday, February 24 | 3 p.m. | FSN  
Bramlage Coliseum | Manhattan, Kan.



**Brandon Schneider**  
Head Coach



**Jessica Washington**  
Jr., Guard



### GENERAL INFORMATION

**Location:** Lawrence, Kan.  
**Enrollment:** 28,401  
**Nickname:** Jayhawks  
**Colors:** Crimson and Blue  
**Conference:** Big 12  
**Home Arena:** Allen Fieldhouse  
**Capacity:** 16,300  
**Chancellor:** Douglas A. Girard  
**Director of Athletics:**  
Dr. Sheahon Zenger  
**Ticket Office Phone:** 800-34-HAWKS  
**Website:** www.kuathletics.com  
**Twitter:** @KUathletics

### TEAM INFORMATION

**Head Coach:** Brandon Schneider  
**Alma Mater:** Wayland Baptist '95  
**Record at School (Yrs):** 14-47 (3 years)  
**Career Record (Yrs):**  
415-185 (19 years)  
**Associate Head Coach:** A'Quonesia Franklin  
**Assistant Coaches:** Katie O'Connor and Damitra Buchanan  
**Office Phone:** 785-864-4938  
**2016-17 Record:** 8-22  
**2016-17 Conference (Finish):** 2-16 (10th)  
**2017 Postseason Results:** n/a  
**Letterwinners R/L:** 7/8  
**Starters R/L:** 3/2  
**Newcomers:** 7

### PLAYER INFORMATION

Starters Returning	Yr.	Pos.	Statistics
Jessica Washington	Jr.	G	17.1 ppg, 4.1 rpg
Kylee Kopatich	Jr.	G	9.5 ppg, 4.4 rpg
Chayla Cheadle	Sr.	G	4.7 ppg, 4.7 rpg

Others Returning	Yr.	Pos.	Statistics
Chelsea Lott	Jr.	C	1.1 ppg, 1.7 rpg

### SPORTS INFORMATION

**SID Contact:** Theresa Kurtz  
**Office Phone:** 785-864-7488  
**E-Mail:** t.kurtz@ku.edu  
**SID Fax:** 785-864-7944  
**Press Row Phone:** 785-864-5593

### SERIES INFORMATION

**Series Record:** K-State leads the series, 70-46  
**Last Meeting:** K-State won, 61-54 (2/25/17)  
**Current Streak:** K-State has won seven  
**Mittie vs. Kansas:** 10-5

### CURRENT K-STATE PLAYERS VS. KANSAS

#### KAYLA GOTH

Date	ST	FG-A	3FG-A	FT-A	RB	PF	PTS	A	TO	BK	ST	MIN
at Kansas (1/20/16)	N	0-0	0-0	0-0	0-1-1	1	0	0	3	0	0	19
Kansas (2/13/16)	N	1-2	0-0	2-2	3-2-5	0	4	1	1	1	0	17
Kansas (2/11/17)	N	1-6	0-2	1-2	1-4-5	3	3	2	0	0	0	22
at Kansas (2/25/17)	N	1-7	0-3	1-2	0-1-1	1	3	1	1	0	1	22
<b>TOTALS</b>	<b>0/4</b>	<b>3-15</b>	<b>0-5</b>	<b>4-6</b>	<b>4-8-12</b>	<b>5</b>	<b>10</b>	<b>4</b>	<b>5</b>	<b>1</b>	<b>1</b>	<b>80</b>

#### SHAELYN MARTIN

Date	ST	FG-A	3FG-A	FT-A	RB	PF	PTS	A	TO	BK	ST	MIN
Kansas (1/11/15)	Y	3-6	1-2	0-0	0-5-5	0	7	3	3	0	4	32
at Kansas (2/25/15)	Y	0-5	0-1	0-0	2-0-2	2	0	0	2	1	3	21
vs. Kansas (3/6/15)*	Y	1-4	0-0	0-0	0-7-7	2	2	3	2	0	2	33
at Kansas (1/20/16)	Y	3-4	0-1	2-2	3-7-10	0	8	0	2	0	1	34
Kansas (2/13/16)	Y	0-4	0-0	2-2	3-4-7	2	2	5	2	0	1	21
Kansas (2/11/17)	Y	2-7	1-3	0-0	1-4-5	0	5	6	1	2	2	23
at Kansas (2/25/17)	Y	1-4	0-1	2-4	2-4-6	4	4	5	1	0	2	21
<b>TOTALS</b>	<b>7/7</b>	<b>10-34</b>	<b>2-8</b>	<b>6-8</b>	<b>11-31-42</b>	<b>10</b>	<b>28</b>	<b>22</b>	<b>13</b>	<b>3</b>	<b>15</b>	<b>185</b>

#### KARYLA MIDDLEBROOK

Date	ST	FG-A	3FG-A	FT-A	RB	PF	PTS	A	TO	BK	ST	MIN
Kansas (2/11/17)	Y	2-6	0-1	7-12	1-5-6	0	11	7	2	0	3	28
at Kansas (2/25/17)	Y	2-6	0-1	0-0	1-2-3	0	4	0	0	0	0	25
<b>TOTALS</b>	<b>2/2</b>	<b>4-12</b>	<b>0-2</b>	<b>7-12</b>	<b>2-7-9</b>	<b>0</b>	<b>15</b>	<b>7</b>	<b>2</b>	<b>0</b>	<b>3</b>	<b>53</b>

#### KAYLEE PAGE

Date	ST	FG-A	3FG-A	FT-A	RB	PF	PTS	A	TO	BK	ST	MIN
at Kansas (1/20/16)	Y	1-3	1-3	2-2	0-4-4	2	5	1	0	0	0	26
Kansas (2/13/16)	Y	2-6	2-5	4-5	1-3-4	1	10	2	1	2	1	29
Kansas (2/11/17)	N	3-5	2-3	0-0	0-2-2	1	8	0	2	1	2	18
at Kansas (2/25/17)	N	2-11	1-8	0-0	2-3-5	0	5	2	0	0	3	25
<b>TOTALS</b>	<b>2/4</b>	<b>8-25</b>	<b>6-19</b>	<b>6-7</b>	<b>3-12-15</b>	<b>4</b>	<b>28</b>	<b>5</b>	<b>3</b>	<b>3</b>	<b>6</b>	<b>98</b>

#### PEYTON WILLIAMS

Date	ST	FG-A	3FG-A	FT-A	RB	PF	PTS	A	TO	BK	ST	MIN
Kansas (2/11/17)	Y	1-3	0-0	0-0	1-1-2	0	2	1	0	0	1	13
at Kansas (2/25/17)	Y	1-1	0-0	0-0	0-1-1	0	2	1	1	0	0	8
<b>TOTALS</b>	<b>2/2</b>	<b>2-4</b>	<b>0-0</b>	<b>0-0</b>	<b>1-2-3</b>	<b>0</b>	<b>4</b>	<b>2</b>	<b>1</b>	<b>0</b>	<b>1</b>	<b>21</b>

#### ETERNATI WILLOCK

Date	ST	FG-A	3FG-A	FT-A	RB	PF	PTS	A	TO	BK	ST	MIN
Kansas (2/11/17)	N	3-8	0-0	1-2	2-1-3	0	7	0	3	1	0	17
at Kansas (2/25/17)	N	3-5	0-0	3-4	1-4-5	1	9	3	4	1	2	19
<b>TOTALS</b>	<b>0/2</b>	<b>6-13</b>	<b>0-0</b>	<b>4-6</b>	<b>3-5-8</b>	<b>1</b>	<b>16</b>	<b>3</b>	<b>7</b>	<b>2</b>	<b>2</b>	<b>36</b>

\* Denotes Big 12 Conference Tournament Game



# GAMES

## 24 & 29

**TEXAS TECH**  
 Wednesday, February 7 | 7 p.m. | COX Channel KS  
 Bramlage Coliseum | Manhattan, Kan.

Monday, February 26 | 6:30 p.m. | FS Southwest Plus  
 United Supermarkets Arena | Lubbock, Texas



**Candi Whitaker**  
 Head Coach



**Reece Caldwell**  
 Jr., Guard



### GENERAL INFORMATION

**Location:** Lubbock, Texas  
**Enrollment:** 37,010  
**Nickname:** Lady Raiders  
**Colors:** Scarlet and Black  
**Conference:** Big 12  
**Home Arena:** United Supermarkets Arena  
**Capacity:** 15,098  
**President:** Dr. Lawrence Schovanec  
**Director of Athletics:** Kirby Hocutt  
**Ticket Office Phone:** 806-742-TECH  
**Website:** www.texastech.com  
**Twitter:** @TechAthletics

### TEAM INFORMATION

**Head Coach:** Candace Whitaker  
**Alma Mater:** Texas Tech '02  
**School Record (Yrs):** 48-75 (4 years)  
**Career Record (Yrs):** 118-157 (9 years)  
**Associate Head Coach:** Matt Corkery  
**Assistant Coaches:** Brandi Poole and Shimmy Gray-Miller  
**Office Phone:** 806-742-7700  
**2016-17 Record:** 14-17  
**2016-17 Conference (Finish):** 5-13 (8th)  
**2017 Postseason Results:** n/a  
**Letterwinners R/L:** 8/4  
**Starters R/L:** 3/2  
**Newcomers:** 5

### PLAYER INFORMATION

Starters Returning	Yr.	Pos.	Statistics
Reece Caldwell	Jr.	G	14.5 ppg, 4.5 apg
Jada Terry	Sr.	C	9.4 ppg, 6.2 rpg
Brittany Brewer	So.	F	5.8 ppg, 5.7 rpg

Others Returning	Yr.	Pos.	Statistics
Dayo Olabode	Sr.	F	4.6 ppg, 4.1 rpg
Zuri Sanders	Jr.	F	3.1 ppg, 2.4 rpg

### SPORTS INFORMATION

**SID Contact:** Jessika McKernan  
**Office Phone:** 806-834-0536  
**E-Mail:** jessika.mckernan@ttu.edu  
**SID Fax:** 806-742-1970  
**Press Row Phone:** 806-742-6688

### SERIES INFORMATION

**Series Record:** K-State leads the series, 19-13  
**Last Meeting:** K-State won, 65-53 (2/1/17)  
**Current Streak:** K-State won four  
**Mittie vs. Texas Tech:** 9-4

### CURRENT K-STATE PLAYERS VS. TEXAS TECH

#### KAYLA GOTH

Date	ST	FG-A	3FG-A	FT-A	RB	PF	PTS	A	TO	BK	ST	MIN
at Texas Tech (1/24/16)	N	1-2	0-1	0-0	0-0-0	1	2	1	0	0	2	15
Texas Tech (2/21/16)	N	0-3	0-1	1-2	2-5-7	1	1	1	1	0	0	21
Texas Tech (1/7/17)	N	1-2	0-0	0-0	0-3-3	0	2	0	1	0	0	7
at Texas Tech (2/1/17)	N	1-4	0-1	0-2	0-1-1	0	2	1	0	0	0	15
<b>TOTALS</b>	<b>0/4</b>	<b>3-11</b>	<b>0-3</b>	<b>1-4</b>	<b>2-9-11</b>	<b>2</b>	<b>7</b>	<b>3</b>	<b>2</b>	<b>0</b>	<b>2</b>	<b>58</b>

#### SHAELYN MARTIN

Date	ST	FG-A	3FG-A	FT-A	RB	PF	PTS	A	TO	BK	ST	MIN
at Texas Tech (1/31/15)	Y	1-5	0-1	2-2	0-6-6	2	4	3	4	0	5	31
Texas Tech (2/15/15)	Y	1-2	0-0	0-1	3-2-5	1	2	4	2	1	2	38
at Texas Tech (1/24/16)	Y	2-3	1-1	2-2	3-8-11	2	7	2	4	0	1	33
Texas Tech (2/21/16)	Y	2-4	0-1	4-4	1-5-6	1	8	3	2	0	1	20
Texas Tech (1/7/17)	Y	1-6	0-2	1-2	1-2-3	0	3	1	4	0	0	27
at Texas Tech (2/1/17)	Y	1-4	0-1	0-0	2-6-8	2	2	2	2	0	2	19
<b>TOTALS</b>	<b>6/6</b>	<b>8-24</b>	<b>1-6</b>	<b>9-11</b>	<b>10-29-39</b>	<b>8</b>	<b>26</b>	<b>15</b>	<b>18</b>	<b>1</b>	<b>11</b>	<b>168</b>

#### KARYLA MIDDLEBROOK

Date	ST	FG-A	3FG-A	FT-A	RB	PF	PTS	A	TO	BK	ST	MIN
Texas Tech (1/7/17)	Y	1-7	0-1	4-5	0-3-3	1	6	4	3	0	0	31
at Texas Tech (2/1/17)	Y	4-7	0-0	2-4	1-4-5	0	10	3	3	0	2	31
<b>TOTALS</b>	<b>2/2</b>	<b>5-14</b>	<b>0-1</b>	<b>6-9</b>	<b>1-7-8</b>	<b>1</b>	<b>16</b>	<b>7</b>	<b>6</b>	<b>0</b>	<b>2</b>	<b>62</b>

#### KAYLEE PAGE

Date	ST	FG-A	3FG-A	FT-A	RB	PF	PTS	A	TO	BK	ST	MIN
at Texas Tech (1/24/16)	Y	3-8	2-5	0-0	0-3-3	0	8	2	0	0	2	29
Texas Tech (2/21/16)	Y	1-5	1-3	0-0	0-3-3	2	3	0	1	0	0	21
Texas Tech (1/7/17)	N	4-9	2-5	0-0	4-2-6	1	10	1	0	1	2	23
at Texas Tech (2/1/17)	Y	5-8	3-3	0-0	1-3-4	1	13	2	1	1	1	28
<b>TOTALS</b>	<b>3/4</b>	<b>13-30</b>	<b>8-16</b>	<b>0-0</b>	<b>5-11-16</b>	<b>4</b>	<b>34</b>	<b>5</b>	<b>2</b>	<b>2</b>	<b>5</b>	<b>101</b>

#### PEYTON WILLIAMS

Date	ST	FG-A	3FG-A	FT-A	RB	PF	PTS	A	TO	BK	ST	MIN
Texas Tech (1/7/17)	Y	3-6	0-0	4-4	3-2-5	0	10	1	1	1	1	14
at Texas Tech (2/1/17)	N	5-8	0-0	2-2	1-4-5	1	12	2	1	0	1	28
<b>TOTALS</b>	<b>1/2</b>	<b>8-14</b>	<b>0-0</b>	<b>6-6</b>	<b>4-6-10</b>	<b>1</b>	<b>22</b>	<b>3</b>	<b>2</b>	<b>1</b>	<b>2</b>	<b>42</b>

#### ETERNATI WILLOCK

Date	ST	FG-A	3FG-A	FT-A	RB	PF	PTS	A	TO	BK	ST	MIN
Texas Tech (1/7/17)	N	5-11	0-0	3-4	3-5-8	0	13	2	1	0	0	26
at Texas Tech (2/1/17)					DNP - Sick							
<b>TOTALS</b>	<b>0/1</b>	<b>5-11</b>	<b>0-0</b>	<b>3-4</b>	<b>3-5-8</b>	<b>0</b>	<b>13</b>	<b>2</b>	<b>1</b>	<b>0</b>	<b>0</b>	<b>26</b>

\* Denotes Big 12 Conference Tournament Game



School	First/Last Meeting	W-L	School	First/Last Meeting	W-L	School	First/Last Meeting	W-L	School	First/Last Meeting	W-L
Abilene Christian	2014/2015	2-0	Idaho	1995/1999	3-0	Notre Dame	2003/2012	0-2	Texas Women's College	1973/1979	2-0
Air Force	1980/1980	1-0	Idaho State	2006/2012	2-0	Ohio	1995/1996	0-2	Towson	1970/1970	1-0
Akron	2015/2015	1-0	Illinois	1981/2012	3-0	Ohio State	1975/1998	2-4	Tulane	2007/2007	0-1
Alabama	1999/2005	1-1	Illinois-Chicago	1991/1992	0-2	<b>Oklahoma</b>	<b>1976/2017</b>	<b>26-37</b>	Tulsa	1980/2016	4-0
Alabama State	1990/1999	2-0	Illinois State	1975/2012	8-1	Oklahoma City	1981/1981	1-0	UC Davis	2009/2010	2-0
Alcorn State	2006/2008	2-0	Immaculata College	1974/1975	0-2	<b>Oklahoma State</b>	<b>1976/2017</b>	<b>35-32</b>	<b>UCLA</b>	<b>1978/1980</b>	<b>0-3</b>
Altus Junior College	1973/1973	1-0	Indiana	1991/1991	0-1	Old Dominion	1979/2002	2-3	UC Santa Barbara	1986/2013	3-0
American	1986/1986	1-0	Indiana State	2008/2010	2-1	Oral Roberts	1984/2014	6-2	UC Riverside	2013/2013	1-0
Arizona State	1988/2003	1-2	IUPUI	2001-2001	1-0	Oregon	1999/1999	0-1	UMKC	1986/2014	8-3
Arkansas	1982/2009	3-2	Iowa	1979/2011	4-1	Oregon State	1983/1983	0-1	UNLV	1976/2012	4-2
Arkansas-Pine Bluff	2003/2012	2-0	<b>Iowa State</b>	<b>1974/2017</b>	<b>51-38</b>	Pacific Christian	1981/1981	1-0	USC	2003/2003	1-0
Arkansas State	1994/2009	2-4	Jackson State	1981/1981	1-0	Parsons College	1971/1971	0-4	Utah	1977/2012	2-4
Army	1998/1998	1-0	Jacksonville	2008/2008	1-0	<b>Penn State</b>	<b>2003/2003</b>	<b>1-1</b>	UTEP	1996/2016	4-3
Auburn	2007/2016	2-0	J.F. Kennedy College	1970/1975	1-3	Penn	1991/1991	0-1	Valdosta State	1979/1979	0-1
Ball State	2003/2012	2-0	<b>Kansas</b>	<b>1969/2017</b>	<b>70-46</b>	Pepperdine	1980/2005	2-0	Valparaiso	2004/2004	1-0
<b>Baylor</b>	<b>1972/2017</b>	<b>9-31</b>	Kent State	1998/2002	2-1	Pfeiffer	1978/1978	1-0	Vanderbilt	2005/2009	0-2
Benedictine College	1972/1974	4-0	Lafayette	1992/1992	1-0	Phillips	1973/1977	2-3	Vermont	2000/2010	2-0
Bethany College	1974/1975	2-0	Lamar	1972/2016	4-0	Pittsburg State	1969/1981	3-0	Villanova	2005/2005	1-0
Bethel College	1969/1970	5-0	Liberty	2005/2005	0-1	Pittsburgh	1981/1981	1-0	Virginia	2013/2013	1-0
Boise State	1975/1975	1-0	Lipscomb	2007/2007	1-0	Portland State	1983/1983	1-0	Virginia State	1981/1981	1-0
Boston University	1980/1981	1-1	<b>Little Rock</b>	<b>1987/2007</b>	<b>1-1</b>	Princeton	2000/2016	3-0	Washburn	1972/2004	6-0
Bowling Green	1989/2005	2-0	Long Beach State	1973/1990	1-3	Purdue	1991/2011	0-4	Washington	2007/2008	2-0
Bradley	1995/1996	2-0	LSU	1976/2016	4-2	Queens	1971/1971	1-0	Washington State	1980/2009	4-0
BYU	1978/2011	3-0	Louisville	2008/2008	0-1	Quincy	1993/1993	1-0	Wayland Baptist	1969/1981	3-10
Cal Poly Pomona	1979/1979	1-0	Louisiana Tech	1977/2007	2-6	Radford	1988/1988	0-1	Wayne State	1970/1976	3-4
Cal State Fullerton	1982/1986	2-0	Loyola	2001/2001	1-0	Ranger JC	1969/1970	0-2	Weatherford JC	1976/1976	1-0
Central Arkansas	2009/2009	1-0	Loyola-Chicago	1992/1993	2-0	Rhode Island	1976/1976	1-0	Weber State	2003/2006	2-0
Central Connecticut St.	2005/2005	1-0	Loyola Marymount	1986/2007	2-0	Rice	2006/2006	1-0	West Texas State	1970/1970	1-0
Central Michigan	1976/1985	3-0	Luther College	1977/1977	1-0	Richmond	2001/2001	1-0	<b>West Virginia</b>	<b>2013/2017</b>	<b>2-9</b>
Central Missouri	1972/1988	13-7	Marist	2011/2011	1-0	Rockhurst College	1987/1987	1-0	Western Carolina	1970/1970	0-1
Chapman College	1987/1987	1-0	Martin Luther King	1974/1974	1-0	Rutgers	1980/1980	0-1	Western Illinois	1986/2015	7-0
Charlotte	2012/2013	2-0	Marquette	1997/2006	1-1	St. Bonaventure	1993/1993	1-0	Western Kentucky	1986/2006	1-1
Chattanooga	1999/2008	2-0	Maryland	1989/1989	0-1	St. Mary of the Plains	1975/1987	2-0	Western Michigan	2000/2003	3-0
Cheyney State	1980/1982	1-1	Marymount College	1969/1981	4-0	St. John's	2010/2010	1-0	Wichita State	1971/2014	41-8
<b>Chicago State</b>	<b>2015/2016</b>	<b>2-0</b>	McPherson College	1970/1973	6-2	Saint Joseph's (Pa.)	1997/2006	1-2	William Jewell	2014/2014	1-0
Claremore JC	1975/1975	1-0	Memphis	1980/1996	2-2	Saint Mary's (Calif.)	1993/1993	0-1	William Penn	1974/1977	3-9
Clemson	1978/1990	2-1	Mercer	1991/1991	1-0	Saint Louis	1992/2003	2-0	Wisconsin-Green Bay	1991/2007	4-2
Cleveland State	1988/1988	1-0	Miami (Ohio)	1991/1991	0-1	Saint Peter's (N.J.)	2006/2006	1-0	Wisconsin-La Crosse	1976/1976	1-0
College of Charleston	2010/2010	1-0	Michigan	1994/1995	1-1	Sacramento State	1994/2003	3-0	Wyoming	1979/2007	4-3
Colorado	1979/2011	35-33	Michigan State	2007/2007	0-1	Sam Houston State	2015/2015	1-0	Yale	1997/2010	2-0
Colorado State	1988/1988	1-0	Middle Tennessee State	2001/2010	2-1	Samford	2014/2014	1-0			
Connecticut	2012/2016	0-3	Midland Lutheran	1972/1974	2-0	San Diego State	1990/1998	2-1			
Creighton	1980/2009	15-5	Minnesota	1977/2004	11-6	Santa Clara	1998/2006	3-0			
Dartmouth	2010/2011	2-0	Mississippi	1977/1977	0-1	Seminole Junior College	1970/1971	0-4			
DePaul	1997/1997	0-1	Mississippi Gulf Coast JC	1977/1977	1-0	Seton Hall	1980/1980	1-0			
Delaware State	2006/2006	1-0	Mississippi State	1982/1982	0-1	Simpson	1977/1977	1-0			
Detroit	1981/2006	4-0	Mississippi Valley St.	2006/2012	2-0	SMU	1990/2013	1-1			
Dickinson State	1972/1974	2-0	<b>Missouri</b>	<b>1976/2015</b>	<b>45-37</b>	South Alabama	1988/1988	1-0			
District of Columbia	1994/1994	1-0	Missouri-Rolla	1992/1995	4-0	South Carolina	1973/2016	2-2			
Drake	1978/2017	13-5	Missouri-St. Louis	1993/1993	1-0	South Dakota	1981/2015	5-0			
Drexel	2009/2009	1-0	Missouri State	1972/2011	13-3	South Dakota State	1973/2011	5-0			
Duke	2005/2005	0-1	Missouri Western	1992/1992	1-0	South Florida	2000/2000	1-0			
East Carolina	1973/1973	1-0	Montana	1983/1989	2-1	Southern	1997/2015	2-0			
Eastern Illinois	1994/1994	1-0	Montclair State	1976/1976	0-1	Southern Connecticut St.	1973/1976	0-2			
Eastern Kentucky	1998/1998	1-0	Nebraska	1975/2011	46-33	Southern Illinois	1971/2007	3-0			
Eastern Michigan	1998/1999	2-0	<b>Nebraska-Omaha</b>	<b>1977/2016</b>	<b>3-0</b>	SIUE	2014/2014	1-0			
Eastern Washington	1989/1989	1-0	Nevada	1996/1996	1-0	Southern State College	1969/1969	0-1			
Elon	2006/2006	1-0	New Hampshire	1992/2005	2-0	Southern Utah	2007/2007	1-0			
Emporia State	1969/2006	9-0	New Mexico	1977/1980	2-2	Southeast Missouri St.	2003/2003	1-0			
Florida	1996/1996	0-1	Nicholls State	1990/1996	2-0	Southwestern College	1969/1971	3-0			
Florida Atlantic	2015/2015	1-0	Northern Arizona	2001/2001	1-0	Stanford	2003/2017	0-2			
Florida International	1988/2006	1-1	North Carolina	1971/1971	0-1	<b>Stephen F. Austin</b>	<b>1972/1987</b>	<b>3-2</b>			
Fordham	1980/1980	1-0	North Carolina State	1999/2016	1-2	<b>TCU</b>	<b>1999/2017</b>	<b>6-5</b>			
Fort Hays State	1970/1976	12-2	UNC Wilmington	1992/2006	2-0	Temple	2003/2003	1-0			
Fresno State	2006/2006	1-0	North Dakota	2010/2010	1-0	Temple JC	1976/1976	1-0			
George Washington	1995/2016	1-1	North Dakota State	1985/2011	2-0	Tennessee	1977/1985	0-4			
Georgia	1983/1983	0-1	<b>North Texas</b>	<b>1983/1983</b>	<b>1-0</b>	Tennessee Tech	1977/1977	0-2			
Georgia Tech	2001/2003	2-0	Northeast Louisiana	1984/1984	0-1	Tennessee State	1999/2013	3-0			
Georgia State	1989/2001	3-0	Northeastern Illinois	1994/1994	1-0	<b>Texas</b>	<b>1982/2017</b>	<b>14-20</b>			
Grambling State	1984/2014	10-0	Northern Arizona	1988/1988	1-0	Texas A&M	1976/2012	13-9			
Grand View College	1974/1976	3-2	Northern Illinois	1984/2003	4-0	Texas A&M-Corpus Christi	2000/2000	1-0			
Hampton	1996/2014	2-1	<b>Northern Iowa</b>	<b>1992/2016</b>	<b>1-1</b>	<b>Texas-Arlington</b>	<b>2008/2016</b>	<b>4-0</b>			
Harvard	2001/2003	2-0	Northern Oklahoma JC	1973/1973	1-0	UTRGV	1987/2015	3-0			
Haskell JC	1972/1974	4-0	Northwest Missouri St.	1972/1978	3-3	Texas-San Antonio	2003/2010	2-1			
High Point	1978/1978	1-0	Northwest Oklahoma St.	1977/1977	1-0	Texas State	1972/2007	2-0			
Hofstra	2011/2011	0-1	Northwestern	1983/2011	3-3	<b>Texas Tech</b>	<b>1978/2017</b>	<b>19-13</b>			
Houston	1977/1977	1-0	Northwestern State	1973/1973	0-1	Texas Southern	2000/2012	2-0			

2017-18 Opponents in BOLD



AMERICA EAST	FIRST/LAST	RECORD
New Hampshire	1992/2005	2-0
Vermont	2000/2010	2-0
<b>TOTALS</b>		<b>4-0</b>
AMERICAN ATHLETIC	FIRST/LAST	RECORD
Connecticut	2012/2016	0-3
Houston	1977/1977	1-0
Memphis	1980/1996	2-2
South Florida	2000/2000	1-0
SMU	1990/2013	1-1
Temple	2003/2003	1-0
Tulsa	1980/2016	4-0
Wichita State	1971/2014	41-8
<b>TOTALS</b>		<b>51-14</b>
ATLANTIC 10	FIRST/LAST	RECORD
Fordham	1980/1980	1-0
George Washington	1995/2016	1-1
Rhode Island	1976/1976	1-0
Richmond	2001/2001	1-0
St. Bonaventure	1993/1993	1-0
Saint Joseph's	1997/2005	1-2
Saint Louis	1992/2003	2-0
<b>TOTALS</b>		<b>9-3</b>
ATLANTIC COAST	FIRST/LAST	RECORD
Clemson	1978/1990	2-1
Duke	2005/2005	0-1
Georgia Tech	2001/2003	2-0
Louisville	2008/2008	0-1
North Carolina	1971/1971	0-1
North Carolina State	1999/2016	1-2
Notre Dame	2003/2012	0-2
Pittsburgh	1981/1981	1-0
Virginia	2013/2013	1-0
<b>TOTALS</b>		<b>7-8</b>
ATLANTIC SUN	FIRST/LAST	RECORD
Jacksonville	2008/2008	1-0
Lipscomb	2007/2007	1-0
Mercer	1991/1991	1-0
<b>TOTALS</b>		<b>3-0</b>
BIG 12	FIRST/LAST	RECORD
Baylor	1972/2017	9-31
Iowa State	1974/2017	51-38
Kansas	1969/2017	70-46
Oklahoma	1976/2017	26-37
Oklahoma State	1976/2017	35-32
TCU	1999/2017	6-5
Texas	1982/2017	14-20
Texas Tech	1978/2017	19-13
West Virginia	2013/2017	2-9
<b>TOTALS</b>		<b>366-337* ^</b>
BIG EAST	FIRST/LAST	RECORD
Creighton	1980/2009	15-5
DePaul	1997/1997	0-1
Marquette	1997/2006	1-1
St. John's	2010/2010	1-0
Seton Hall	1980/1980	1-0
Villanova	2005/2005	1-0
<b>TOTALS</b>		<b>19-7</b>
BIG SKY	FIRST/LAST	RECORD
Eastern Washington	1989/1989	1-0
Idaho State	2006/2012	2-0
Montana	1983/1989	2-1
North Dakota	2010/2010	1-0
Northern Arizona	1988/2001	2-0
Portland State	1983/1983	1-0
Sacramento State	1994/2003	3-0
Southern Utah	2007/2007	1-0
Weber State	2003/2006	2-0
<b>TOTALS</b>		<b>15-1</b>
BIG SOUTH	FIRST/LAST	RECORD
Liberty	2005/2005	0-1
Radford	1988/1988	0-1
<b>TOTALS</b>		<b>0-2</b>
BIG TEN	FIRST/LAST	RECORD
Illinois	1981/2013	3-0
Indiana	1991/1991	0-1
Iowa	1979/2010	4-1
Maryland	1989/1989	0-1
Michigan	1994/1995	1-1
Michigan State	2007/2007	0-1
Minnesota	1977/2004	11-6
Nebraska	1975/2011	46-33*
Northwestern	1983/2011	3-3
Ohio State	1975/1998	2-4
Penn State	2003/2003	1-1
Purdue	1991/2011	0-4
Rutgers	1980/1980	0-1
Wisconsin	2006/2006	0-1
<b>TOTALS</b>		<b>71-58*</b>

BIG WEST	FIRST/LAST	RECORD
Cal State Fullerton	1982/1986	2-0
Hawaii	2009/2009	0-1
Long Beach State	1973/1990	1-3
UC Davis	2009/2010	2-0
UC Riverside	2013/2013	1-0
UC Santa Barbara	1986/2013	3-0
<b>TOTALS</b>		<b>9-4</b>
COLONIAL	FIRST/LAST	RECORD
College of Charleston	2010/2010	1-0
Drexel	2009/2009	1-0
Hofstra	2011/2011	0-1
UNC Wilmington	1992/2006	2-0
Towson	1970/1970	1-0
VCU	2009/2009	1-0
<b>TOTALS</b>		<b>6-1</b>
CONFERENCE USA	FIRST/LAST	RECORD
Charlotte	2012/2013	2-0
East Carolina	1973/1973	1-0
Florida Atlantic	2015/2015	1-0
Florida International	1988/2006	1-1
Louisiana Tech	1977/2006	2-6
Middle Tennessee State	2001/2010	2-1
North Texas	1983/1983	1-0
Old Dominion	1979/2002	2-3
Rice	2006/2006	1-0
Tulane	2007/2007	0-1
UTEP	1996/2016	4-3
UTSA	2003/2010	3-1
<b>TOTALS</b>		<b>22-16</b>
HORIZON	FIRST/LAST	RECORD
Cleveland State	1988/1988	1-0
Detroit	1981/2006	4-0
Green Bay	1991/2007	4-2
Illinois-Chicago	1991/1992	0-2
<b>TOTALS</b>		<b>9-4</b>
IVY LEAGUE	FIRST/LAST	RECORD
Dartmouth	2010/2011	2-0
Harvard	2001/2003	2-0
Penn	1991/1991	0-1
Princeton	2000/2016	3-0
Yale	1997/2010	2-0
<b>TOTALS</b>		<b>9-1</b>
METRO ATLANTIC	FIRST/LAST	RECORD
Marist	2011/2011	1-0
St. Peter's (N.J.)	2006/2006	1-0
<b>TOTALS</b>		<b>2-0</b>
MID-AMERICAN	FIRST/LAST	RECORD
Akron	2015/2015	1-0
Ball State	2003/2012	2-0
Bowling Green	1989/2005	2-0
Central Michigan	1976/1985	3-0
Eastern Michigan	1998/1999	2-0
Kent State	1998/2002	2-1
Miami (Ohio)	1991/1991	0-1
Northern Illinois	1984/2003	4-0
Ohio	1995/1996	0-2
Western Michigan	2000/2003	3-0
<b>TOTALS</b>		<b>19-4</b>
MID-EASTERN	FIRST/LAST	RECORD
Delaware State	2006/2006	1-0
Hampton	1996/2014	2-1
<b>TOTALS</b>		<b>3-1</b>
MISSOURI VALLEY	FIRST/LAST	RECORD
Bradley	1995/1996	2-0
Drake	1978/2016	13-5
Illinois State	1975/2012	8-1
Indiana State	2008/2010	2-1
Loyola-Chicago	1992/1993	2-0
Missouri State	1972/2009	13-3
Northern Iowa	1992/2016	1-1
Southern Illinois	1971/2007	3-0
Valparaiso	2004/2004	1-0
<b>TOTALS</b>		<b>44-11</b>
MOUNTAIN WEST	FIRST/LAST	RECORD
Boise State	1975/1975	1-0
Colorado State	1988/1988	1-0
Fresno State	2006/2006	1-0
Nevada	1996/1996	1-0
New Mexico	1977/1980	2-2
San Diego State	1990/1998	2-1
UNLV	1976/2012	4-2
Wyoming	1979/2007	4-3
<b>TOTALS</b>		<b>17-9</b>
NORTHEAST	FIRST/LAST	RECORD
Central Connecticut State	2005/2005	1-0
<b>TOTALS</b>		<b>1-0</b>

OHIO VALLEY	FIRST/LAST	RECORD
Eastern Illinois	1994/1994	1-0
Eastern Kentucky	1998/1998	1-0
SIUE	2014/2014	1-0
Southeast Missouri State	2003/2003	1-0
Tennessee State	2000/2013	3-0
Tennessee Tech	1977/1977	0-2
<b>TOTALS</b>		<b>7-2</b>
PACIFIC-12	FIRST/LAST	RECORD
Arizona State	1988/2003	1-2
Colorado	1979/2011	35-33*
Oregon	1999/1999	0-1
Oregon State	1983/2001	1-1
Stanford	2003/2016	0-2
UCLA	1978/1980	0-3
USC	2003/2003	1-0
Utah	1977/1998	2-3
Washington	2007/2008	2-0
Washington State	1980/2009	3-0
<b>TOTALS</b>		<b>46-45*</b>
PATRIOT LEAGUE	FIRST/LAST	RECORD
American	1986/1986	1-0
Army	1998/1998	1-0
Boston University	1980/1981	1-1
Lafayette	1992/1992	1-0
Loyola (Md.)	2001/2001	1-0
<b>TOTALS</b>		<b>5-1</b>
SOUTHEASTERN	FIRST/LAST	RECORD
Alabama	1999/2005	1-1
Arkansas	1982/2009	3-2
Auburn	2007/2016	2-0
Florida	1996/1996	0-1
Georgia	1983/1983	0-1
LSU	1976/2016	4-2
Mississippi	1977/1977	0-1
Mississippi State	1982/1982	0-1
Missouri	1976/2015	45-37*
South Carolina	1973/2016	2-2
Tennessee	1977/1985	0-4
Texas A&M	1976/2012	13-9*
Vanderbilt	2005/2009	0-2
<b>TOTALS</b>		<b>70-63*</b>
SOUTHERN	FIRST/LAST	RECORD
Chattanooga	1999/2008	2-0
Elon	2006/2006	1-0
Samford	2014/2014	1-0
Western Carolina	1970/1970	0-1
<b>TOTALS</b>		<b>4-1</b>
SOUTHLAND	FIRST/LAST	RECORD
Abilene Christian	2014/2015	2-0
Central Arkansas	2009/2009	1-0
Lamar	1972/2016	4-0
Nicholls State	1990/1996	2-0
Northwestern State	1973/1973	0-1
Sam Houston State	2015/2015	1-0
Stephen F. Austin	1972/1987	3-2
Texas A&M-Corpus Christi	2000/2000	1-0
<b>TOTALS</b>		<b>14-3</b>
SWAC	FIRST/LAST	RECORD
Alabama State	1990/1999	2-0
Alcorn State	2006/2008	2-0
Arkansas-Pine Bluff	2003/2012	2-0
Grambling State	1984/2014	10-0
Jackson State	1981/1981	1-0
Mississippi Valley State	2006/2012	2-0
Southern	1998/2015	2-0
Texas Southern	2000/2012	2-0
<b>TOTALS</b>		<b>22-0</b>
THE SUMMIT LEAGUE	FIRST/LAST	RECORD
North Dakota State	1985/2011	2-0
Omaha	1977/2016	3-0
Oral Roberts	1984/2014	6-2
South Dakota	1981/2015	5-0
South Dakota State	1973/2011	5-0
Western Illinois	1986/2015	7-0
<b>TOTALS</b>		<b>28-2</b>
SUN BELT	FIRST/LAST	RECORD
Arkansas-Little Rock	2007/2007	1-0
Arkansas State	1994/2009	2-4
Georgia State	1989/2001	3-0
Louisiana-Monroe	1984/1984	0-1
South Alabama	1988/1988	1-0
UT-Arlington	2008/2016	4-0
Western Kentucky	1986/2006	1-1
<b>TOTALS</b>		<b>12-6</b>

WEST COAST	FIRST/LAST	RECORD
BYU	1978/2011	3-0
Loyola Marymount	1986/2007	2-0
Pepperdine	1980/2005	2-0
Saint Mary's (Calif.)	1993/1993	0-1
Santa Clara	1998/2006	3-0
<b>TOTALS</b>		<b>8-1</b>
WESTERN ATHLETIC	FIRST/LAST	RECORD
Chicago State	2015/2016	2-0
Idaho	1995/1999	3-0
Texas State	1972/2007	2-0
UT Rio Grande Valley	1987/2015	3-0
UMKC	1986/2014	8-3
<b>TOTALS</b>		<b>17-3</b>

\* - Includes games against former Big 12 members  
^ - includes Big Eight & Big 12 Championship games



**Abilene Christian** ..... **K-State leads 2-0**  
**H: 2-0 A: 0-0 N: 0-0**  
 11/16/15.....W... 76-45 ..... Manhattan, Kan.  
 12/22/14.....W... 68-53 ..... Manhattan, Kan.

**Air Force** ..... **K-State leads 1-0**  
**H: 0-0 A: 0-0 N: 1-0**  
 1/3/80.....W... 92-52 ..... Wichita, Kan.

**Akron** ..... **K-State leads 1-0**  
**H: 1-0 A: 0-0 N: 0-0**  
 3/19/15.....W... 86-68+ ..... Manhattan, Kan.  
 + Postseason WNIT

**Alabama** ..... **Series Tied 1-1**  
**H: 0-0 A: 0-0 N: 1-1**  
 12/18/04.....W... 71-52 ..... Springfield, Mo.  
 11/26/99.....L... 72-73 ..... Cancun, Mexico

**Alabama State** ..... **K-State leads 2-0**  
**H: 2-0 A: 0-0 N: 0-0**  
 12/3/99.....W... 80-32 ..... Manhattan, Kan.  
 11/23/90.....W... 103-57 ..... Manhattan, Kan.

**Alcorn State** ..... **K-State leads 2-0**  
**H: 2-0 A: 0-0 N: 0-0**  
 12/5/08.....W... 80-22 ..... Manhattan, Kan.  
 12/2/06.....W... 81-41 ..... Manhattan, Kan.

**Altus Junior College** ..... **K-State leads 1-0**  
**H: 0-0 A: 1-0 N: 0-0**  
 11/22/73.....W... 31-22 ..... Enid, Okla.

**American** ..... **K-State leads 1-0**  
**H: 1-0 A: 0-0 N: 1-0**  
 12/5/86.....W... 54-51 ..... Ruston, La.

**Arizona State** ..... **ASU leads 2-1**  
**H: 0-0 A: 0-1 N: 1-1**  
 11/28/03.....W... 59-50 ..... Freeport, Bahamas  
 11/25/01.....L... 58-76 ..... St. Thomas, V.I.  
 1/4/88.....L... 73-75 ..... Tempe, Ariz.

**Arkansas** ..... **K-State leads 3-2**  
**H: 3-0 A: 0-2 N: 0-0**  
 12/2/09.....L... 58-60 ..... Fayetteville, Ark.  
 12/6/08.....W... 65-56 ..... Manhattan, Kan.  
 3/17/02.....W... 82-68# ..... Manhattan, Kan.  
 11/26/82.....W... 86-79 ..... Manhattan, Kan.  
 1/2/82.....L... 53-68 ..... Fayetteville, Ark.  
 # NCAA Midwest Second Round

**Arkansas-Pine Bluff** ..... **K-State leads 2-0**  
**H: 2-0 A: 0-0 N: 0-0**  
 11/11/12.....W... 89-55 ..... Manhattan, Kan.  
 12/2/02.....W... 115-37 ..... Manhattan, Kan.

**Arkansas State** ..... **ASU leads 4-2**  
**H: 1-1 A: 1-2 N: 0-1**  
 11/16/09.....L... 73-77 (OT) ..... Manhattan, Kan.  
 11/25/08.....W... 69-58 ..... Jonesboro, Ark.  
 3/11/99.....L... 70-83# ..... Jonesboro, Ark.  
 1/23/96.....L... 64-73 (OT) ..... Jonesboro, Ark.  
 12/31/95.....W... 63-58 ^ ..... Manhattan, Kan.  
 12/9/94.....L... 55-60 ..... Washington, D.C.  
 # Postseason WNIT

**Army** ..... **K-State leads 1-0**  
**H: 1-0 A: 0-0 N: 0-0**  
 12/4/98.....W... 87-58 ..... Manhattan, Kan.

**Auburn** ..... **K-State leads 2-0**  
**H: 2-0 A: 0-0 N: 0-0**  
 12/1/16.....W... 71-66 ..... Manhattan, Kan.  
 3/25/07.....W... 67-54 + ..... Manhattan, Kan.  
 + Postseason WNIT

**Ball State** ..... **K-State leads 2-0**  
**H: 2-0 A: 0-0 N: 0-0**  
 3/28/13.....W... 60-48+ ..... Manhattan, Kan.  
 11/15/02.....W... 71-61! ..... Manhattan, Kan.  
 + Postseason WNIT  
 ! Preseason WNIT

**Baylor** ..... **Baylor leads 31-9**  
**H: 4-9 A: 1-13 N: 4-9**  
 3/5/17.....L... 71-88% ..... Oklahoma City, Okla.  
 1/25/17.....L... 49-91 ..... Manhattan, Kan.  
 12/29/16.....L... 57-87 ..... Waco, Texas

2/27/16.....L... 52-63 ..... Manhattan, Kan.  
 2/3/16.....L... 52-87 ..... Waco, Texas  
 3/7/15.....L... 70-82% ..... Dallas, Texas  
 1/24/15.....L... 46-68 ..... Waco, Texas  
 1/6/15.....L... 44-74 ..... Manhattan, Kan.  
 1/22/14.....L... 48-71 ..... Waco, Texas  
 1/2/14.....L... 62-92 ..... Manhattan, Kan.  
 3/9/13.....L... 47-80% ..... Dallas, Texas  
 3/4/13.....L... 68-90 ..... Waco, Texas  
 1/16/13.....L... 69-90 ..... Manhattan, Kan.  
 3/9/12.....L... 65-86% ..... Kansas City, Mo.  
 2/4/12.....L... 41-70 ..... Manhattan, Kan.  
 1/21/12.....L... 41-76 ..... Waco, Texas  
 3/11/11.....L... 53-86% ..... Kansas City, Mo.  
 2/23/11.....L... 48-75 ..... Waco, Texas  
 2/3/10.....L... 47-65 ..... Manhattan, Kan.  
 2/7/09.....L... 50-59 ..... Waco, Texas  
 2/2/08.....L... 49-63 ..... Manhattan, Kan.  
 1/20/07.....L... 70-79 ..... Waco, Texas  
 3/8/06.....L... 74-79% (OT) ..... Dallas, Texas  
 2/25/06.....L... 70-79 ..... Manhattan, Kan.  
 3/12/05.....L... 55-68% ..... Kansas City, Mo.  
 2/2/05.....L... 62-72 ..... Waco, Texas  
 1/27/04.....W... 85-65 ..... Manhattan, Kan.  
 3/12/03.....W... 77-60% ..... Dallas, Texas  
 2/8/03.....W... 65-53 ..... Waco, Texas  
 1/5/02.....W... 89-75 ..... Manhattan, Kan.  
 3/6/01.....L... 44-60% ..... Kansas City, Mo.  
 2/28/01.....L... 57-74 ..... Waco, Texas  
 1/12/00.....W... 73-58 ..... Manhattan, Kan.  
 1/20/99.....L... 53-82 ..... Waco, Texas  
 3/3/98.....W... 75-66% (OT) ..... Kansas City, Mo.  
 1/24/98.....W... 62-59 ..... Manhattan, Kan.  
 3/1/97.....L... 76-81 ..... Waco, Texas  
 11/30/84.....W... 62-56 ..... Wichita, Kan.  
 11/26/76.....L... 54-68 ..... Plainview, Texas  
 2/25/72.....W... 66-48 ..... Houston, Texas  
 % Big 12 Conference Championship

**Benedictine College** ..... **K-State leads 4-0**  
**H: 2-0 A: 2-0 N: 0-0**  
 1/29/74.....W... 68-30 ..... Manhattan, Kan.  
 1/15/74.....W... 63-24 ..... Atchison, Kan.  
 2/11/72.....W... 65-26 ..... Atchison, Kan.  
 1/22/72.....W... 44-25 ..... Manhattan, Kan.

**Bethany College** ..... **K-State leads 2-0**  
**H: 0-0 A: 1-0 N: 1-0**  
 2/28/75.....W... 77-44 ..... Hays, Kan.  
 3/1/74.....W... 63-35 ..... Lindsborg, Kan.

**Bethel College** ..... **K-State leads 5-0**  
**H: 0-0 A: 0-0 N: 1-0**  
 2/21/70.....W... 52-30 ..... N. Newton, Kan.  
 12/13/69.....W... 63-17 ..... Manhattan, Kan.  
 2/22/69.....W... 40-39 ..... site unavailable  
 2/7/69.....W... 51-44 ..... site unavailable  
 N/A.....W... 38-25 ..... site unavailable

**Boise State** ..... **K-State leads 1-0**  
**H: 0-0 A: 0-0 N: 1-0**  
 3/20/75.....W... 65-37\$ ..... Harrisonburg, Va.  
 \$ AIAW National Tournament

**Boston University** ..... **Series Tied 1-1**  
**H: 0-0 A: 1-0 N: 0-1**  
 2/6/81.....L... 59-62 ..... University Park, Pa.  
 3/12/80.....W... 72-68\$ ..... Boston, Mass.  
 \$ AIAW National Tournament

**Bowling Green** ..... **K-State leads 2-0**  
**H: 0-0 A: 0-0 N: 2-0**  
 3/19/05.....W... 70-60\$ ..... Seattle, Wash.  
 12/1/89.....W... 72-60 ..... Missoula, Mont.  
 \$ NCAA Kansas City Regional First Round

**Bradley** ..... **K-State leads 2-0**  
**H: 1-0 A: 1-0 N: 0-0**  
 11/24/96.....W... 71-49 ..... Peoria, Ill.  
 11/24/95.....W... 61-50 ..... Manhattan, Kan.

**BYU** ..... **K-State leads 3-0**  
**H: 1-0 A: 1-0 N: 1-0**  
 11/16/11.....W... 59-46 ..... Manhattan, Kan.  
 11/27/09.....W... 65-62 ..... Provo, Utah  
 11/24/78.....W... 101-96 ..... Albuquerque, N.M.

**Cal Poly Pomona** ..... **K-State leads 1-0**  
**H: 0-0 A: 0-0 N: 1-0**  
 11/23/79.....W... 78-75 ..... Albuquerque, N.M.

**Cal State Fullerton** ..... **K-State leads 2-0**  
**H: 1-0 A: 1-0 N: 0-0**  
 12/30/86.....W... 80-68 ..... Fullerton, Calif.  
 12/31/82.....W... 88-71 ..... Manhattan, Kan.

**Central Arkansas** ..... **K-State leads 1-0**  
**H: 1-0 A: 0-0 N: 0-0**  
 1/3/09.....W... 81-38 ..... Manhattan, Kan.

**Central Connecticut State** ..... **K-State leads 1-0**  
**H: 1-0 A: 0-0 N: 0-0**  
 1/2/05.....W... 77-23 ..... Manhattan, Kan.

**Central Michigan** ..... **K-State leads 3-0**  
**H: 1-0 A: 1-0 N: 1-0**  
 11/29/85.....W... 82-63 ..... Minneapolis, Minn.  
 11/24/84.....W... 75-60 ..... Manhattan, Kan.  
 2/6/76.....W... 61-51 ..... Normal, Ill.

**Central Missouri** ..... **K-State leads 13-7**  
**H: 8-1 A: 4-4 N: 1-2**  
 12/6/88.....W... 55-53 ..... Manhattan, Kan.  
 11/26/83.....W... 93-70 ..... Manhattan, Kan.  
 11/27/82.....W... 88-75 ..... Manhattan, Kan.  
 3/5/82.....W... 66-61 ..... Manhattan, Kan.  
 12/18/81.....W... 66-64 ..... Warrensburg, Mo.  
 2/27/81.....W... 78-73 ..... Manhattan, Kan.  
 3/1/80.....L... 60-73& ..... Pittsburg, Kan.  
 2/19/80.....L... 73-79 ..... Warrensburg, Mo.  
 2/19/79.....W... 81-74 ..... Manhattan, Kan.  
 2/14/78.....L... 57-73 ..... Warrensburg, Mo.  
 11/30/77.....W... 74-69 ..... Kansas City, Mo.  
 2/14/77.....W... 77-61 ..... Manhattan, Kan.  
 1/19/76.....L... 62-64 ..... Warrensburg, Mo.  
 1/14/75.....W... 67-56 ..... Manhattan, Kan.  
 1/19/74.....W... 46-41 ..... Warrensburg, Mo.  
 12/10/73.....L... 52-54 ..... Manhattan, Kan.  
 3/9/73.....W... 45-41 ..... Warrensburg, Mo.  
 1/30/73.....L... 57-59 ..... Warrensburg, Mo.  
 1/19/73.....W... 59-53 ..... Warrensburg, Mo.  
 3/9/72.....L... 57-65# ..... Springfield, Mo.  
 & AIAW Southern Subsectional  
 # AIAW Region VI Tournament

**Chapman College** ..... **K-State leads 1-0**  
**H: 0-0 A: 1-0 N: 0-0**  
 1/2/87.....W... 95-51 ..... Orange, Calif.

**Charlotte** ..... **K-State leads 2-0**  
**H: 1-0 A: 1-0 N: 0-0**  
 11/10/13.....W... 73-65 ..... Manhattan, Kan.  
 11/24/12.....W... 67-63 ..... Charlotte, N.C.

**Chattanooga** ..... **K-State leads 2-0**  
**H: 0-0 A: 1-0 N: 1-0**  
 3/23/08.....W... 69-59\$ ..... Bridgeport, Conn.  
 12/28/99.....W... 69-55 ..... Chattanooga, Tenn.  
 \$ NCAA New Orleans Regional First Round

**Cheyney State** ..... **Series Tied 1-1**  
**H: 0-0 A: 0-0 N: 1-1**  
 3/20/82.....L... 71-93@ ..... Raleigh, N.C.  
 1/25/80.....W... 68-51 ..... Lawrence, Kan.  
 @ NCAA East Regional Elite Eight

**Chicago State** ..... **K-State leads 2-0**  
**H: 1-0 A: 1-0 N: 0-0**  
 11/11/16.....W... 83-33 ..... Manhattan, Kan.  
 2/5/15.....W... 63-54 ..... Chicago, Ill.

**Ciarenore JC** ..... **K-State leads 1-0**  
**H: 0-0 A: 0-0 N: 1-0**  
 11/28/75.....W... 78-46 ..... Springfield, Mo.

**Clemson** ..... **K-State leads 2-1**  
**H: 0-1 A: 1-0 N: 1-0**  
 11/25/90.....L... 61-68 ..... Manhattan, Kan.  
 1/5/83.....W... 92-72 ..... Clemson, S.C.  
 12/23/78.....W... 73-70 ..... Chapel Hill, N.C.

**Cleveland State** ..... **K-State leads 1-0**  
**H: 0-0 A: 0-0 N: 1-0**  
 1/4/89.....W... 77-43 ..... Miami, Fla.

**College of Charleston** ..... **K-State leads 1-0**  
**H: 0-0 A: 1-0 N: 0-0**  
 11/27/10.....W... 56-46 ..... Charleston, S.C.

**Colorado** ..... **K-State leads 35-33**  
**H: 18-13 A: 13-16 N: 4-4**  
 2/16/11.....W... 78-51 ..... Manhattan, Kan.  
 1/26/11.....W... 72-59 ..... Boulder, Colo.  
 3/3/10.....W... 72-70 ..... Boulder, Colo.  
 1/20/10.....L... 57-63 ..... Manhattan, Kan.  
 3/12/09.....W... 68-51% ..... Oklahoma City, Okla.  
 3/7/09.....W... 71-61 ..... Boulder, Colo.  
 2/21/09.....W... 72-60 ..... Manhattan, Kan.  
 2/23/08.....L... 68-73 ..... Boulder, Colo.  
 1/19/08.....W... 67-60 ..... Manhattan, Kan.  
 2/14/07.....L... 58-60 ..... Manhattan, Kan.  
 1/31/07.....L... 55-66 ..... Boulder, Colo.  
 2/8/06.....W... 67-62 ..... Boulder, Colo.  
 1/14/06.....W... 85-66 ..... Manhattan, Kan.  
 2/19/05.....W... 73-51 ..... Manhattan, Kan.  
 1/29/05.....W... 81-70 ..... Boulder, Colo.  
 2/8/04.....W... 79-53 ..... Manhattan, Kan.  
 1/10/04.....W... 76-69 ..... Boulder, Colo.  
 3/1/03.....W... 67-59 ..... Boulder, Colo.  
 1/11/03.....W... 61-36 ..... Manhattan, Kan.  
 2/23/02.....L... 58-79 ..... Boulder, Colo.  
 1/9/02.....W... 75-72 ..... Manhattan, Kan.  
 2/24/01.....L... 56-74 ..... Boulder, Colo.  
 1/6/00.....L... 62-67 ..... Manhattan, Kan.  
 3/1/00.....W... 64-47 ..... Manhattan, Kan.  
 2/16/00.....W... 62-54 ..... Boulder, Colo.  
 3/2/99.....W... 55-51% ..... Kansas City, Mo.  
 2/17/99.....L... 54-57 ..... Manhattan, Kan.  
 2/6/99.....W... 59-57 ..... Boulder, Colo.  
 1/31/98.....L... 52-56 ..... Boulder, Colo.  
 1/21/98.....W... 64-52 ..... Manhattan, Kan.  
 3/8/97.....L... 44-54% ..... Kansas City, Mo.  
 2/19/97.....W... 68-62 ..... Manhattan, Kan.  
 1/29/97.....L... 58-71 ..... Boulder, Colo.  
 2/4/96.....L... 50-54 ..... Boulder, Colo.  
 1/7/96.....L... 58-64 ..... Manhattan, Kan.  
 2/26/95.....L... 74-77 ..... Manhattan, Kan.  
 1/27/95.....L... 66-76 ..... Boulder, Colo.  
 2/6/94.....L... 57-66 ..... Boulder, Colo.  
 1/7/94.....L... 58-65 ..... Manhattan, Kan.  
 3/6/93.....L... 41-55\* ..... Salina, Kan.  
 2/7/93.....L... 51-61 ..... Manhattan, Kan.  
 1/8/93.....L... 33-61 ..... Boulder, Colo.  
 3/7/92.....L... 27-79\* ..... Salina, Kan.  
 2/26/92.....L... 42-65 ..... Manhattan, Kan.  
 2/5/92.....L... 56-69 ..... Boulder, Colo.  
 2/13/91.....L... 68-71 ..... Manhattan, Kan.  
 1/12/91.....L... 74-75 ..... Boulder, Colo.  
 2/11/90.....L... 69-82 ..... Boulder, Colo.  
 1/13/90.....W... 71-67 ..... Manhattan, Kan.  
 2/15/89.....L... 71-87 ..... Boulder, Colo.  
 1/14/89.....L... 63-75 ..... Manhattan, Kan.  
 2/17/88.....L... 70-86 ..... Manhattan, Kan.  
 1/23/88.....L... 58-84 ..... Boulder, Colo.  
 2/11/87.....W... 85-78 (OT) ..... Manhattan, Kan.  
 1/21/87.....W... 71-61 ..... Boulder, Colo.  
 3/6/86.....L... 56-57\* ..... Kansas City, Mo.  
 2/8/86.....L... 57-69 ..... Manhattan, Kan.  
 1/18/86.....W... 67-55 ..... Boulder, Colo.  
 2/23/85.....W... 78-60 ..... Manhattan, Kan.  
 1/19/85.....W... 89-74 ..... Boulder, Colo.  
 2/16/84.....W... 94-67 ..... Manhattan, Kan.  
 1/25/84.....W... 77-55 ..... Boulder, Kan.  
 3/11/83.....W... 97-63\* ..... Norman, Okla.  
 2/19/83.....L... 67-84 ..... Boulder, Colo.  
 1/15/83.....W... 75-59 ..... Manhattan, Kan.  
 1/16/82.....W... 76-71 ..... Manhattan, Kan.  
 1/19/80.....W... 81-69\* ..... Columbia, Mo.  
 12/6/79.....W... 106-75 ..... Manhattan, Kan.  
 % Big 12 Conference Championship  
 \* Big Eight Conference Tournament

**Colorado State** ..... **K-State leads 1-0**  
**H: 1-0 A: 0-0 N: 0-0**  
 11/25/88.....W... 70-56 ..... Manhattan, Kan.

**Connecticut** ..... **UConn leads 3-0**  
**H: 0-1 A: 0-1 N: 0-1**  
 12/11/16.....L... 58-75 ..... Manhattan, Kan.  
 11/23/15.....L... 57-97 ..... Hartford, Conn.  
 3/19/12.....L... 26-72\$ ..... Bridgeport, Conn.  
 \$ NCAA Kingston Regional Second Round



**Creighton . . . . .K-State leads 15-5**

**H: 10-1 A: 5-4 N: 0-0**  
11/23/09 . . . . .L . . . . .54-63 . . . . .Omaha, Neb.  
12/9/08 . . . . .W . . . . .64-55 . . . . .Manhattan, Kan.  
12/18/07 . . . . .L . . . . .62-69 . . . . .Omaha, Neb.  
11/13/06 . . . . .W . . . . .94-79 . . . . .Manhattan, Kan.  
12/19/05 . . . . .W . . . . .69-59 . . . . .Omaha, Neb.  
12/14/03 . . . . .W . . . . .94-60 . . . . .Manhattan, Kan.  
3/11/99 . . . . .W . . . . .71-60+ . . . . .Manhattan, Kan.  
11/30/91 . . . . .L . . . . .57-77 . . . . .Manhattan, Kan.  
12/15/90 . . . . .L . . . . .75-83 . . . . .Omaha, Neb.  
12/17/89 . . . . .W . . . . .89-50 . . . . .Manhattan, Kan.  
12/10/88 . . . . .W . . . . .69-45 . . . . .Omaha, Neb.  
12/2/87 . . . . .W . . . . .67-60 (OT) . . . . .Manhattan, Kan.  
12/13/86 . . . . .L . . . . .59-62 . . . . .Omaha, Neb.  
1/12/85 . . . . .W . . . . .71-64 . . . . .Manhattan, Kan.  
12/10/83 . . . . .W . . . . .66-50 . . . . .Manhattan, Kan.  
2/20/82 . . . . .W . . . . .89-36 . . . . .Manhattan, Kan.  
2/11/82 . . . . .W . . . . .79-49 . . . . .Omaha, Neb.  
12/21/82 . . . . .W . . . . .81-62 . . . . .Omaha, Neb.  
1/30/81 . . . . .W . . . . .77-53 . . . . .Manhattan, Kan.  
12/6/80 . . . . .W . . . . .73-63 . . . . .Omaha, Neb.  
+ Postseason WNIT

**Dartmouth . . . . .K-State leads 2-0**

**H: 1-0 A: 1-0 N: 0-0**  
12/12/11 . . . . .W . . . . .54-20 . . . . .Manhattan, Kan.  
12/29/10 . . . . .W . . . . .69-49 . . . . .Hanover, N.H.

**Delaware State . . . . .K-State leads 1-0**

**H: 1-0 A: 0-0 N: 0-0**  
11/30/05 . . . . .W . . . . .78-30 . . . . .Manhattan, Kan.

**DePaul . . . . .DePaul leads 1-0**

**H: 0-0 A: 0-1 N: 0-0**  
11/29/97 . . . . .L . . . . .68-75 . . . . .Chicago, Ill.

**Detroit . . . . .K-State leads 4-0**

**H: 3-0 A: 1-0 N: 0-0**  
11/20/05 . . . . .W . . . . .91-55 . . . . .Manhattan, Kan.  
2/22/94 . . . . .W . . . . .64-50 . . . . .Detroit, Mich.  
11/27/93 . . . . .W . . . . .69-56 . . . . .Manhattan, Kan.  
12/20/81 . . . . .W . . . . .70-35 . . . . .Manhattan, Kan.

**Dickinson State . . . . .K-State leads 2-0**

**H: 1-0 A: 0-0 N: 1-0**  
3/9/74 . . . . .W . . . . .67-33 . . . . .Manhattan, Kan.  
3/10/72 . . . . .W . . . . .57-32# . . . . .Springfield, Mo.  
# AIAW Region VI Tournament

**District of Columbia . . . . .K-State leads 1-0**

**H: 0-0 A: 1-0 N: 0-0**  
12/10/94 . . . . .W . . . . .83-64 . . . . .Washington, D.C.

**Drake . . . . .K-State leads 13-5**

**H: 9-0 A: 3-4 N: 1-1**  
3/18/17 . . . . .W . . . . .67-54\$. . . . .Manhattan, Kan.  
12/9/00 . . . . .W . . . . .69-63 . . . . .Des Moines, Iowa  
11/19/99 . . . . .W . . . . .59-57 . . . . .Manhattan, Kan.  
11/22/98 . . . . .L . . . . .67-88 . . . . .Des Moines, Iowa  
11/25/97 . . . . .W . . . . .82-76 . . . . .Manhattan, Kan.  
12/5/87 . . . . .W . . . . .76-65 . . . . .Manhattan, Kan.  
12/11/86 . . . . .W . . . . .73-72 . . . . .Des Moines, Iowa  
12/14/85 . . . . .W . . . . .76-64 . . . . .Manhattan, Kan.  
12/4/84 . . . . .L . . . . .68-78 . . . . .Des Moines, Iowa  
12/8/83 . . . . .W . . . . .68-58 . . . . .Manhattan, Kan.  
2/16/82 . . . . .W . . . . .82-74 . . . . .Manhattan, Kan.  
12/22/82 . . . . .L . . . . .79-82 . . . . .Des Moines, Iowa  
3/13/81 . . . . .L . . . . .69-76# . . . . .Minneapolis, Minn.  
2/13/81 . . . . .L . . . . .74-94 . . . . .Des Moines, Iowa  
3/7/80 . . . . .W . . . . .74-65 . . . . .Des Moines, Iowa  
2/7/80 . . . . .W . . . . .89-78 . . . . .Manhattan, Kan.  
3/10/79 . . . . .W . . . . .79-70# . . . . .Minneapolis, Minn.  
3/10/78 . . . . .W . . . . .66-52# . . . . .Manhattan, Kan.  
\$ NCAA Lexington Regional First Round  
# AIAW Region VI Tournament

**Drexel . . . . .K-State leads 1-0**

**H: 0-0 A: 0-0 N: 1-0**  
3/21/09 . . . . .W . . . . .68-44\$. . . . .Albuquerque, N.M.  
\$ NCAA Raleigh Regional Second Round

**Duke . . . . .Duke leads 1-0**

**H: 0-0 A: 0-0 N: 0-1**  
11/27/04 . . . . .L . . . . .51-63 . . . . .Freeport, Bahamas

**East Carolina . . . . .K-State leads 1-0**

**H: 0-0 A: 0-0 N: 1-0**  
3/23/73 . . . . .W . . . . .47-46\$. . . . .New York, N.Y.  
\$ AIAW National Championships

**Eastern Illinois . . . . .K-State leads 1-0**

**H: 1-0 A: 0-0 N: 0-0**  
11/25/94 . . . . .W . . . . .67-49 . . . . .Manhattan, Kan.

**Eastern Kentucky . . . . .K-State leads 1-0**

**H: 1-0 A: 0-0 N: 0-0**  
11/18/98 . . . . .W . . . . .108-69 . . . . .Manhattan, Kan.

**Eastern Michigan . . . . .K-State leads 2-0**

**H: 1-0 A: 1-0 N: 0-0**  
11/30/99 . . . . .W . . . . .89-45 . . . . .Manhattan, Kan.  
11/23/98 . . . . .W . . . . .78-66 . . . . .Ypsilanti, Mich.

**Eastern Washington . . . . .K-State leads 1-0**

**H: 1-0 A: 0-0 N: 0-0**  
11/25/89 . . . . .W . . . . .75-60 . . . . .Manhattan, Kan.

**Elon . . . . .K-State leads 1-0**

**H: 0-0 A: 0-0 N: 1-0**  
11/25/06 . . . . .W . . . . .75-34 . . . . .Las Vegas, Nev.

**Emporia State . . . . .K-State leads 8-0**

**H: 4-0 A: 1-0 N: N/A**  
12/11/85 . . . . .W . . . . .76-47 . . . . .Manhattan, Kan.  
12/12/84 . . . . .W . . . . .87-54 . . . . .Manhattan, Kan.  
2/27/76 . . . . .W . . . . .81-51 . . . . .Manhattan, Kan.  
2/11/75 . . . . .W . . . . .60-54 . . . . .Emporia, Kan.  
1/28/75 . . . . .W . . . . .83-42 . . . . .Manhattan, Kan.  
68-69 . . . . .W . . . . .57-32 . . . . .site unavailable  
3/5/69 . . . . .W . . . . .65-48 . . . . .site unavailable  
68-69 . . . . .W . . . . .41-37 . . . . .site unavailable

**Florida . . . . .UF leads 1-0**

**H: 0-0 A: 0-1 N: 0-0**  
12/30/96 . . . . .L . . . . .67-89 . . . . .Gainesville, Fla.

**Florida Atlantic . . . . .K-State leads 1-0**

**H: 1-0 A: 0-0 N: 0-0**  
12/13/15 . . . . .W . . . . .102-53 . . . . .Manhattan, Kan.

**Florida International . . . . .Series Tied 1-1**

**H: 0-0 A: 1-1 N: 0-0**  
12/30/06 . . . . .W . . . . .59-52 . . . . .Miami, Fla.  
1/3/89 . . . . .L . . . . .68-81 . . . . .Miami, Fla.

**Fordham . . . . .K-State leads 1-0**

**H: 0-0 A: 1-0 N: 0-0**  
1/10/80 . . . . .W . . . . .66-64 . . . . .Bronx, N.Y.

**Fort Hays State . . . . .K-State leads 12-2**

**H: 5-0 A: 5-2 N: 2-0**  
2/16/76 . . . . .W . . . . .85-48 . . . . .Hays, Kan.  
12/12/75 . . . . .W . . . . .105-28 . . . . .Manhattan, Kan.  
12/0/75 . . . . .W . . . . .67-59 . . . . .Hays, Kan.  
3/2/74 . . . . .W . . . . .82-54 . . . . .Lindsborg, Kan.  
2/9/74 . . . . .W . . . . .62-38 . . . . .Hays, Kan.  
1/25/74 . . . . .W . . . . .67-39 . . . . .Manhattan, Kan.  
2/24/73 . . . . .W . . . . .50-42 . . . . .Hays, Kan.  
2/3/73 . . . . .L . . . . .43-46 . . . . .Hays, Kan.  
1/26/73 . . . . .W . . . . .47-24 . . . . .Manhattan, Kan.  
3/4/72 . . . . .W . . . . .61-50 . . . . .Lawrence, Kan.  
1/29/72 . . . . .L . . . . .43-48 . . . . .Hays, Kan.  
1/29/71 . . . . .W . . . . .60-35 . . . . .Manhattan, Kan.  
2/7/70 . . . . .W . . . . .35-26 . . . . .Hays, Kan.  
1/10/70 . . . . .W . . . . .56-26 . . . . .Manhattan, Kan.

**Fresno State . . . . .K-State leads 1-0**

**H: 1-0 A: 0-0 N: 0-0**  
3/22/06 . . . . .W . . . . .64-61+ . . . . .Manhattan, Kan.  
+ Postseason WNIT

**George Washington . . . . .Series tied 1-1**

**H: 0-0 A: 0-0 N: 1-1**  
3/18/16 . . . . .W . . . . .56-51\$. . . . .Columbia, S.C.  
12/19/95 . . . . .L . . . . .45-69 . . . . .San Juan, P.R.  
\$ NCAA Sioux Falls Region First Round

**Georgia . . . . .UGA leads 1-0**

**H: 0-0 A: 0-1 N: 0-0**  
1/6/83 . . . . .L . . . . .67-88 . . . . .Athens, Ga.

**Georgia State . . . . .K-State leads 3-0**

**H: 2-0 A: 1-0 N: 0-0**  
12/29/01 . . . . .W . . . . .93-79 . . . . .Baltimore, Md.

1/2/91 . . . . .W . . . . .67-57 . . . . .Atlanta, Ga.  
12/9/89 . . . . .W . . . . .88-71 . . . . .Manhattan, Kan.

**Georgia Tech . . . . .K-State leads 2-0**

**H: 1-0 A: 1-0 N: 0-0**  
11/17/02 . . . . .W . . . . .83-59! . . . . .Manhattan, Kan.  
11/16/01 . . . . .W . . . . .74-70 . . . . .Atlanta, Ga.  
! Preseason WNIT

**Grambling State . . . . .K-State leads 10-0**

**H: 8-0 A: 1-0 N: 1-0**  
12/20/14 . . . . .W . . . . .61-38 . . . . .Manhattan, Kan.  
12/7/13 . . . . .W . . . . .83-50 . . . . .Manhattan, Kan.  
11/12/10 . . . . .W . . . . .67-44 . . . . .Manhattan, Kan.  
12/4/09 . . . . .W . . . . .87-62 . . . . .Manhattan, Kan.  
11/30/01 . . . . .W . . . . .105-54 . . . . .Manhattan, Kan.  
12/3/97 . . . . .W . . . . .73-54 . . . . .Manhattan, Kan.  
11/30/96 . . . . .W . . . . .72-62 . . . . .Manhattan, Kan.  
12/1/95 . . . . .W . . . . .79-71 . . . . .Memphis, Tenn.  
1/7/85 . . . . .W . . . . .94-82 . . . . .Grambling, La.  
11/23/84 . . . . .W . . . . .92-70 . . . . .Manhattan, Kan.

**Grand View College . . . . .K-State leads 3-2**

**H: 1-1 A: 1-1 N: 1-0**  
12/1/76 . . . . .W . . . . .73-39 . . . . .Manhattan, Kan.  
2/10/76 . . . . .W . . . . .89-72 . . . . .Des Moines, Iowa  
11/30/75 . . . . .W . . . . .73-72 . . . . .Springfield, Mo.  
1/31/75 . . . . .L . . . . .55-57 . . . . .Manhattan, Kan.  
2/15/74 . . . . .L . . . . .49-60 . . . . .Des Moines, Iowa

**Green Bay . . . . .K-State leads 4-2**

**H: 2-1 A: 2-1 N: 0-0**  
12/5/07 . . . . .L . . . . .56-68 . . . . .Green Bay, Wis.  
11/10/06 . . . . .W . . . . .72-67 . . . . .Manhattan, Kan.  
12/12/02 . . . . .W . . . . .80-75 . . . . .Green Bay, Wis.  
12/6/01 . . . . .W . . . . .85-66 . . . . .Manhattan, Kan.  
12/8/99 . . . . .W . . . . .66-57 . . . . .Green Bay, Wis.  
12/21/91 . . . . .L . . . . .50-59 . . . . .Manhattan, Kan.

**Hampton . . . . .K-State leads 2-1**

**H: 2-0 A: 0-1 N: 0-0**  
11/21/14 . . . . .W . . . . .66-46 . . . . .Manhattan, Kan.  
12/21/13 . . . . .L . . . . .75-86 (2ot) . . . . .Hampton, Va.  
2/20/96 . . . . .W . . . . .78-42 . . . . .Manhattan, Kan.

**Harvard . . . . .K-State leads 2-0**

**H: 2-0 A: 0-0 N: 0-0**  
3/23/03 . . . . .W . . . . .79-69\$. . . . .Manhattan, Kan.  
12/1/01 . . . . .W . . . . .72-56 . . . . .Manhattan, Kan.  
\$ NCAA First Round

**Haskell JC . . . . .K-State leads 4-0**

**H: 2-0 A: 2-0 N: 0-0**  
2/12/74 . . . . .W . . . . .94-20 . . . . .Manhattan, Kan.  
12/14/73 . . . . .W . . . . .67-17 . . . . .Lawrence, Kan.  
2/18/72 . . . . .W . . . . .71-30 . . . . .Manhattan, Kan.  
1/18/72 . . . . .W . . . . .52-22 . . . . .Lawrence, Kan.

**Hawaii . . . . .Hawaii leads 1-0**

**H: 0-0 A: 0-0 N: 0-1**  
12/19/09 . . . . .L . . . . .61-71 . . . . .Las Vegas, Nev.

**High Point . . . . .K-State leads 1-0**

**H: 0-0 A: 0-0 N: 1-0**  
12/21/78 . . . . .W . . . . .86-81 . . . . .Chapel Hill, N.C.  
**Hofstra . . . . .Hofstra leads 1-0**  
**H: 0-0 A: 0-0 N: 0-1**  
11/24/11 . . . . .L . . . . .54-64 . . . . .Cancun, Mexico

**Houston . . . . .K-State leads 1-0**

**H: 0-0 A: 0-0 N: 1-0**  
11/24/77 . . . . .W . . . . .77-64 . . . . .Plainview, Texas

**Idaho . . . . .K-State leads 3-0**

**H: 2-0 A: 1-0 N: 0-0**  
12/4/99 . . . . .W . . . . .81-69 . . . . .Manhattan, Kan.  
12/7/96 . . . . .W . . . . .72-53 . . . . .Moscow, Idaho  
12/29/95 . . . . .W . . . . .68-55 . . . . .Manhattan, Kan.

**Idaho State . . . . .K-State leads 2-0**

**H: 2-0 A: 0-0 N: 0-0**  
11/9/12 . . . . .W . . . . .62-54 . . . . .Manhattan, Kan.  
3/17/06 . . . . .W . . . . .88-68+ . . . . .Manhattan, Kan.  
+ Postseason WNIT

**Illinois . . . . .K-State leads 3-0**

**H: 2-0 A: 0-0 N: 1-0**  
3/30/13 . . . . .W . . . . .66-48+ . . . . .Manhattan, Kan.  
3/22/07 . . . . .W . . . . .66-51+ . . . . .Manhattan, Kan.

1/8/81 . . . . .W . . . . .67-52 . . . . .Wichita, Kan.  
+ Postseason WNIT

**Illinois-Chicago . . . . .UIC leads 2-0**

**H: 0-1 A: 0-1 N: 0-0**  
12/21/92 . . . . .L . . . . .60-61 . . . . .Manhattan, Kan.  
11/25/91 . . . . .L . . . . .64-68 . . . . .Chicago, Ill.

**Illinois State . . . . .K-State leads 8-1**

**H: 5-0 A: 1-1 N: 2-0**  
3/25/13 . . . . .W . . . . .57-48 . . . . .Manhattan, Kan.  
11/26/04 . . . . .W . . . . .105-61 . . . . .Freeport, Bahamas  
12/20/98 . . . . .W . . . . .54-39 . . . . .Normal, Ill.  
11/21/97 . . . . .W . . . . .66-55 . . . . .Manhattan, Kan.  
11/27/84 . . . . .L . . . . .68-69 . . . . .Normal, Ill.  
3/19/83 . . . . .W . . . . .91-72 . . . . .Manhattan, Kan.  
11/30/82 . . . . .W . . . . .80-70 . . . . .Manhattan, Kan.  
1/4/80 . . . . .W . . . . .72-60 . . . . .Wichita, Kan.  
1/18/75 . . . . .W . . . . .67-55 . . . . .Manhattan, Kan.  
+ Postseason WNIT

**Immaculata . . . . .Immaculata leads 2-0**

**H: 1-0 A: 0-0 N: 0-1**  
3/19/75 . . . . .L . . . . .54-63\$. . . . .Harrisonburg, Va.  
3/21/74 . . . . .L . . . . .40-50\$. . . . .Manhattan, Kan.  
\$ AIAW National Tournament

**Indiana . . . . .IU leads 1-0**

**H: 0-0 A: 0-0 N: 0-1**  
12/28/91 . . . . .L . . . . .52-66 . . . . .DeKalb, Ill.

**Indiana State . . . . .K-State leads 2-1**

**H: 1-1 A: 1-0 N: 0-0**  
11/17/10 . . . . .W . . . . .64-48 . . . . .Manhattan, Kan.  
11/14/09 . . . . .L . . . . .73-77 . . . . .Manhattan, Kan.  
12/20/08 . . . . .W . . . . .58-43 . . . . .Terre Haute, Ind.

**IUPUI . . . . .K-State leads 1-0**

**H: 1-0 A: 0-0 N: 0-0**  
11/19/01 . . . . .W . . . . .98-57 . . . . .Manhattan, Kan.

**Iowa . . . . .K-State leads 4-1**

**H: 3-0 A: 1-1 N: 0-0**  
12/3/12 . . . . .W . . . . .81-78 (OT) . . . . .Manhattan, Kan.  
12/5/10 . . . . .L . . . . .62-68 . . . . .Iowa City, Iowa  
12/12/03 . . . . .W . . . . .82-60 . . . . .Iowa City, Iowa  
1/5/03 . . . . .W . . . . .103-60 . . . . .Manhattan, Kan.  
1/8/79 . . . . .W . . . . .93-80 . . . . .Manhattan, Kan.

**Iowa State . . . . .K-State leads 51-38**

**H: 26-14 A: 17-22 N: 8-2**  
3/4/17 . . . . .W . . . . .74-67%. . . . .Oklahoma City, Okla.  
2/11/17 . . . . .W . . . . .80-68 . . . . .Manhattan, Kan.  
1/21/17 . . . . .L . . . . .69-75 . . . . .Ames, Iowa  
2/24/16 . . . . .W . . . . .68-53 . . . . .Ames, Iowa  
12/30/15 . . . . .L . . . . .79-84 . . . . .Manhattan, Kan.  
1/17/15 . . . . .L . . . . .59-79 . . . . .Manhattan, Kan.  
3/1/15 . . . . .L . . . . .55-60 . . . . .Ames, Iowa  
2/1/14 . . . . .L . . . . .65-84 . . . . .Ames, Iowa  
1/18/14 . . . . .W . . . . .80-74 . . . . .Manhattan, Kan.  
2/23/13 . . . . .L . . . . .50-69 . . . . .Manhattan, Kan.  
2/9/13 . . . . .L . . . . .71-87 . . . . .Ames, Iowa  
3/8/12 . . . . .W . . . . .67-63 % . . . . .Kansas City, Mo.  
2/29/12 . . . . .L . . . . .33-57 . . . . .Ames, Iowa  
1/25/12 . . . . .L . . . . .57-66 . . . . .Manhattan, Kan.  
3/9/11 . . . . .W . . . . .56-53 % . . . . .Kansas City, Mo.  
2/26/11 . . . . .L . . . . .51-58 . . . . .Manhattan, Kan.  
2/13/11 . . . . .L . . . . .53-61 . . . . .Ames, Iowa  
2/27/10 . . . . .L . . . . .39-48 . . . . .Ames, Iowa  
1/31/10 . . . . .W . . . . .73-67 . . . . .Manhattan, Kan.  
1/31/09 . . . . .L . . . . .50-60 . . . . .Ames, Iowa  
1/17/09 . . . . .W . . . . .59-52 . . . . .Manhattan, Kan.  
3/12/08 . . . . .L . . . . .65-66 (OT)%. . . . .Kansas City, Mo.  
2/13/08 . . . . .W . . . . .45-42 . . . . .Ames, Iowa  
1/23/08 . . . . .W . . . . .80-49 . . . . .Manhattan, Kan.  
3/6/07 . . . . .L . . . . .45-57%. . . . .Oklahoma City, Okla.  
2/24/07 . . . . .L . . . . .61-64 . . . . .Manhattan, Kan.  
1/27/07 . . . . .L . . . . .68-73 . . . . .Ames, Iowa  
2/11/06 . . . . .L . . . . .66-71 . . . . .Manhattan, Kan.  
1/29/06 . . . . .W . . . . .73-64 . .

1/3/01	L	58-84	Manhattan, Kan.
2/13/00	W	69-63	Manhattan, Kan.
1/25/00	L	61-64	Ames, Iowa
2/20/99	L	53-86	Ames, Iowa
2/10/99	W	70-63	Manhattan, Kan.
2/18/98	L	50-80	Manhattan, Kan.
1/28/98	L	46-64	Ames, Iowa
2/15/97	L	40-54	Ames, Iowa
1/22/97	W	62-54	Manhattan, Kan.
2/11/96	L	47-58	Manhattan, Kan.
1/12/96	L	51-58	Ames, Iowa
2/3/95	W	54-38	Manhattan, Kan.
1/8/95	W	63-51	Ames, Iowa
2/13/94	W	79-59	Manhattan, Kan.
1/14/94	L	44-58	Ames, Iowa
2/14/93	W	67-43	Ames, Iowa
1/15/93	L	61-67	Manhattan, Kan.
2/18/92	L	54-58	Ames, Iowa
1/25/92	W	67-48	Manhattan, Kan.
3/2/91	W	77-65*	Salina, Kan.
2/9/91	W	73-61	Ames, Iowa
1/19/91	L	66-75	Manhattan, Kan.
3/4/90	W	74-58*	Salina, Kan.
2/17/90	W	69-67	Manhattan, Kan.
1/10/90	W	80-61	Ames, Iowa
2/8/89	L	75-83	Ames, Iowa
1/25/89	W	87-76	Manhattan, Kan.
2/23/88	L	52-70	Ames, Iowa
2/3/88	W	83-70	Manhattan, Kan.
2/7/87	W	72-66	Ames, Iowa
1/17/87	W	63-56	Manhattan, Kan.
2/15/86	W	84-73	Ames, Iowa
1/14/86	W	78-76	Manhattan, Kan.
2/28/85	L	65-75	Manhattan, Kan.
2/2/85	W	75-65	Ames, Iowa
3/6/84	W	86-60*	Manhattan, Kan.
2/22/84	W	86-61	Ames, Iowa
1/31/84	W	73-58	Manhattan, Kan.
3/3/83	W	95-73	Manhattan, Kan.
1/22/83	W	78-63	Ames, Iowa
2/13/82	W	72-50	Ames, Iowa
11/27/80	W	98-62	Manhattan, Kan.
2/22/80	W	84-76	Manhattan, Kan.
1/17/80	W	80-66*	Columbia, Mo.
12/6/78	W	89-64	Ames, Iowa
2/10/78	W	66-64 (OT)	Manhattan, Kan.
2/11/77	L	57-58	Ames, Iowa
1/20/77	W	60-59*	Boulder, Colo.
1/31/76	W	105-80	Manhattan, Kan.
2/4/75	W	73-67	Ames, Iowa
2/1/74	W	59-42	Manhattan, Kan.
% Big 12 Conference Tournament			
* Big Eight Conference Tournament			

**Jacksonville** ..... **K-State leads 1-0**  
**H: 0-0 A: 1-0 N: 0-0**  
 11/28/08 ..... W ... 53-43 ..... Jacksonville, Fla.

**Jackson State** ..... **K-State leads 1-0**  
**H: 1-0 A: 0-0 N: 0-0**  
 12/22/81 ..... W ... 73-56 ..... Manhattan, Kan.

**John F. Kennedy** ..... **JFK leads 3-1**  
**H: 1-1 A: 0-1 N: 0-1**  
 2/13/75 ..... W ... 56-52 ..... Manhattan, Kan.  
 11/30/74 ..... L ... 49-57 ..... Oskaloosa, Iowa  
 12/4/73 ..... L ... 49-52 ..... Manhattan, Kan.  
 3/2/70 ..... L ... 37-62 ..... Wahoo, Neb.

**Kansas** ..... **K-State leads 70-46**  
**H: 33-15 A: 30-25 N: 7-6**  
 2/25/17 ..... W ... 61-54 ..... Lawrence, Kan.  
 1/11/17 ..... W ... 73-60 ..... Manhattan, Kan.  
 2/13/16 ..... W ... 81-67 ..... Manhattan, Kan.  
 1/20/16 ..... W ... 59-46 ..... Lawrence, Kan.  
 3/6/15 ..... W ... 57-49% ..... Dallas, Texas  
 2/25/15 ..... W ... 55-48 ..... Lawrence, Kan.  
 1/11/15 ..... W ... 58-52 ..... Manhattan, Kan.  
 3/7/14 ..... L ... 84-87 (OT)% ..... Oklahoma City, Okla.  
 2/26/14 ..... W ... 76-68 ..... Lawrence, Kan.  
 1/25/14 ..... L ... 64-71 ..... Manhattan, Kan.  
 2/2/13 ..... L ... 80-89 (2OT) ..... Manhattan, Kan.  
 1/2/13 ..... L ... 63-72 ..... Lawrence, Kan.  
 2/12/12 ..... W ... 47-43 ..... Manhattan, Kan.  
 1/7/12 ..... W ... 63-57 ..... Lawrence, Kan.  
 3/5/11 ..... W ... 56-51 ..... Lawrence, Kan.  
 1/29/11 ..... W ... 65-60 ..... Manhattan, Kan.  
 2/7/10 ..... L ... 60-70 ..... Lawrence, Kan.  
 1/9/10 ..... W ... 59-35 ..... Manhattan, Kan.

1/24/09	W	59-50	Lawrence, Kan.
1/10/09	W	72-39	Manhattan, Kan.
3/5/08	W	61-50	Lawrence, Kan.
2/9/08	W	64-58	Manhattan, Kan.
2/18/07	L	74-82 (2OT)	Lawrence, Kan.
1/24/07	W	59-55	Manhattan, Kan.
3/7/06	W	72-52%	Dallas, Texas
3/2/06	W	62-44	Lawrence, Kan.
1/25/06	W	69-63	Manhattan, Kan.
2/26/05	W	73-46	Manhattan, Kan.
1/8/05	W	63-45	Lawrence, Kan.
2/11/04	W	81-51	Lawrence, Kan.
1/17/04	W	79-50	Manhattan, Kan.
2/26/03	W	80-57	Manhattan, Kan.
1/8/03	W	88-49	Lawrence, Kan.
2/17/02	W	65-40	Lawrence, Kan.
1/23/02	W	72-59	Manhattan, Kan.
1/27/01	L	62-65	Manhattan, Kan.
1/13/01	L	67-78	Lawrence, Kan.
2/19/00	L	43-61	Lawrence, Kan.
1/8/00	L	54-70	Manhattan, Kan.
2/27/99	W	69-58	Manhattan, Kan.
1/31/99	L	45-66	Lawrence, Kan.
3/4/98	L	46-50%	Kansas City, Mo.
2/7/98	L	62-65	Lawrence, Kan.
1/7/98	W	53-47	Manhattan, Kan.
3/6/97	W	73-58%	Kansas City, Mo.
2/22/97	L	46-62	Manhattan, Kan.
1/4/97	L	54-70	Lawrence, Kan.
3/2/96	L	64-70*	Salina, Kan.
2/25/96	L	56-66	Lawrence, Kan.
1/28/96	L	38-51	Manhattan, Kan.
2/12/95	W	80-73	Manhattan, Kan.
1/15/95	L	62-73	Lawrence, Kan.
2/26/94	L	54-65	Manhattan, Kan.
1/30/94	L	50-77	Lawrence, Kan.
2/28/93	L	45-77	Lawrence, Kan.
1/31/93	L	51-58	Manhattan, Kan.
2/23/92	L	49-67	Lawrence, Kan.
2/2/92	L	52-82	Manhattan, Kan.
2/23/91	W	73-64	Manhattan, Kan.
1/30/91	W	74-73 (OT)	Lawrence, Kan.
2/24/90	L	70-73	Manhattan, Kan.
1/27/90	W	63-51	Lawrence, Kan.
2/18/89	L	57-58	Manhattan, Kan.
1/28/89	W	74-68	Lawrence, Kan.
2/20/88	L	74-58	Manhattan, Kan.
1/30/88	L	52-50	Lawrence, Kan.
3/2/87	L	85-51*	Salina, Kan.
2/21/87	L	68-63	Lawrence, Kan.
1/24/87	W	71-65 (OT)	Manhattan, Kan.
3/4/86	W	69-65*	Lawrence, Kan.
2/22/86	L	70-81	Lawrence, Kan.
1/25/86	L	66-69	Manhattan, Kan.
2/20/85	W	77-76	Lawrence, Kan.
1/29/85	L	64-76	Manhattan, Kan.
2/25/84	W	81-63	Manhattan, Kan.
1/28/84	L	58-71	Lawrence, Kan.
2/23/83	W	78-68	Lawrence, Kan.
1/26/83	W	80-74	Manhattan, Kan.
2/23/82	W	80-69	Manhattan, Kan.
1/26/82	W	83-74	Lawrence, Kan.
2/17/81	L	63-74	Lawrence, Kan.
1/27/81	L	68-88	Manhattan, Kan.
1/17/81	L	60-85*	Lawrence, Kan.
3/8/80	L	80-89#	Des Moines, Iowa
2/29/80	W	79-74#	Pittsburg, Kan.
2/25/80	W	61-52	Manhattan, Kan.
1/28/80	W	67-66	Lawrence, Kan.
1/26/80	L	60-85	Lawrence, Kan.
3/11/79	L	59-75#	Minneapolis, Minn.
2/26/79	W	92-91 (2OT)	Lawrence, Kan.
1/30/79	W	73-65	Manhattan, Kan.
2/21/78	W	74-68	Manhattan, Kan.
1/28/78	L	63-76	Lawrence, Kan.
1/25/78	W	66-65	Lawrence, Kan.
1/6/78	L	53-75*	Lawrence, Kan.
2/23/77	W	62-56	Lawrence, Kan.
1/25/77	W	62-55	Manhattan, Kan.
1/21/77	W	68-65*	Boulder, Colo.
2/25/76	W	59-36	Manhattan, Kan.
1/26/76	W	54-47	Lawrence, Kan.
2/28/75	W	88-43	Hays, Kan.
2/21/75	W	65-42	Lawrence, Kan.
1/24/75	W	80-37	Manhattan, Kan.
2/22/74	W	67-27	Manhattan, Kan.
1/31/74	L	39-42	Lawrence, Kan.
2/6/73	W	49-45	Lawrence, Kan.
12/8/72	W	47-25	Manhattan, Kan.

2/19/72 ..... W ... 59-47 ..... Manhattan, Kan.  
 1/27/72 ..... L ... 32-33 ..... Lawrence, Kan.  
 3/7/71 ..... L ... 44-52 ..... Lawrence, Kan.  
 2/13/71 ..... W ... 56-42 ..... Lawrence, Kan.  
 1/30/71 ..... W ... 40-21 ..... Manhattan, Kan.  
 3/7/70 ..... W ... 50-45 (OT) ..... Lawrence, Kan.  
 2/18/70 ..... W ... 58-26 ..... Manhattan, Kan.  
 3/1/69 ..... W ... 40-31 ..... Lawrence, Kan.  
 2/23/69 ..... W ... 35-24 ..... Emporia, Kan.  
 % Big 12 Conference Championship  
 & Big Eight Conference Tournament  
 & AIAW Southern Subsectional  
 # AIAW Region VI Tournament

**Kent State** ..... **K-State leads 2-1**  
**H: 0-0 A: 0-0 N: 0-1**  
 3/15/02 ..... W ... 93-65\$ ..... Manhattan, Kan.  
 12/20/99 ..... L ... 55-63 ..... Kent, Ohio  
 12/9/98 ..... W ... 67-64 ..... Manhattan, Kan.  
 \$ NCAA Midwest Region First Round

**Lafayette** ..... **K-State leads 1-0**  
**H: 1-0 A: 0-0 N: 0-0**  
 12/5/92 ..... W ... 48-41 ..... Manhattan, Kan.

**Lamar** ..... **K-State leads 4-0**  
**H: 2-0 A: 0-0 N: 2-0**  
 11/20/16 ..... W ... 68-43 ..... Manhattan, Kan.  
 11/25/95 ..... W ... 81-76 ..... Manhattan, Kan.  
 2/16/73 ..... W ... 50-44 ..... Houston, Texas  
 2/25/72 ..... W ... 40-25 ..... Houston, Texas

**Liberty** ..... **Liberty leads 1-0**  
**H: 0-1 A: 0-0 N: 0-0**  
 12/4/04 ..... L ... 56-77 ..... Manhattan, Kan.

**Little Rock** ..... **Series tied 1-1**  
**H: 0-1 A: 0-0 N: 1-0**  
 12/28/07 ..... W ... 52-40 ..... Los Angeles, Calif.  
 11/27/87 ..... L ... 59-62 ..... Manhattan, Kan.

**Lipscomb** ..... **K-State leads 1-0**  
**H: 1-0 A: 0-0 N: 0-0**  
 11/30/07 ..... W ... 92-50 ..... Manhattan, Kan.

**Long Beach State** ..... **LBSU leads 3-1**  
**H: 0-1 A: 0-2 N: 1-0**  
 12/8/90 ..... L ... 64-90 ..... Long Beach, Calif.  
 11/29/78 ..... L ... 62-70 ..... Manhattan, Kan.  
 1/21/78 ..... L ... 88-99 ..... Long Beach, Calif.  
 3/23/73 ..... W ... 49-43\$ ..... New York, N.Y.  
 \$ AIAW National Tournament

**Louisiana Tech** ..... **La. Tech leads 6-2**  
**H: 1-2 A: 1-3 N: 0-1**  
 12/5/06 ..... W ... 64-61 ..... Ruston, La.  
 12/6/05 ..... W ... 77-66 ..... Manhattan, Kan.  
 1/6/90 ..... L ... 54-100 ..... Ruston, La.  
 1/28/88 ..... L ... 45-77 ..... Manhattan, Kan.  
 12/6/86 ..... L ... 45-67 ..... Ruston, La.  
 1/9/85 ..... L ... 75-83 ..... Ruston, La.  
 11/23/85 ..... L ... 63-73 ..... Manhattan, Kan.  
 11/25/77 ..... L ... 82-90 (OT) ..... Plainview, Texas

**Louisville** ..... **UL leads 1-0**  
**H: 0-0 A: 0-0 N: 0-1**  
 3/25/08 ..... L ... 63-80\$ ..... Bridgeport, Conn.  
 \$ NCAA New Orleans Regional Second Round

**Loyola** ..... **K-State leads 1-0**  
**H: 0-0 A: 1-0 N: 0-0**  
 12/30/01 ..... W ... 72-60 ..... Baltimore, Md.

**Loyola-Chicago** ..... **K-State leads 2-0**  
**H: 1-0 A: 1-0 N: 0-1**  
 2/23/93 ..... W ... 63-52 ..... Chicago, Ill.  
 1/11/92 ..... W ... 69-56 ..... Manhattan, Kan.

**Loyola Marymount** ..... **K-State leads 2-0**  
**H: 1-0 A: 0-0 N: 0-0**  
 2/29/08 ..... W ... 70-47 ..... Los Angeles, Calif.  
 11/29/86 ..... W ... 73-49 ..... Manhattan, Kan.

**LSU** ..... **K-State leads 4-2**  
**H: 2-0 A: 1-1 N: 1-1**  
 11/25/16 ..... W ... 69-54 ..... St. Thomas, USVI  
 1/3/90 ..... L ... 64-78 ..... Baton Rouge, La.  
 12/30/87 ..... W ... 73-61 ..... Manhattan, Kan.  
 12/16/85 ..... W ... 50-48 ..... Manhattan, Kan.

1/5/85 ..... W ... 77-69 ..... Baton Rouge, La.  
 11/27/76 ..... L ... 57-62 ..... Plainview, Texas

**Luther College** ..... **K-State leads 1-0**  
**H: 0-0 A: 1-0 N: 0-0**  
 3/10/77 ..... W ... 72-56# ..... Decorah, Iowa  
 # AIAW Region VI Tournament

**Marist** ..... **K-State leads 1-0**  
**H: 0-0 A: 1-0 N: 0-0**  
 12/29/11 ..... W ... 57-56 ..... Poughkeepsie, N.Y.

**Martin Luther King** ..... **K-State leads 1-0**  
**H: 0-0 A: 0-0 N: 1-0**  
 3/7/74 ..... W ... 62-41# ..... Brookings, S.D.  
 # AIAW Region VI Tournament

**Marquette** ..... **Series Tied 1-1**  
**H: 1-0 A: 0-1 N: 0-0**  
 3/31/06 ..... W ... 77-65+ ..... Manhattan, Kan.  
 12/21/97 ..... L ... 66-81 ..... Milwaukee, Wis.  
 + Postseason WNIT (title game)

**Maryland** ..... **UM leads 1-0**  
**H: 0-0 A: 0-1 N: 0-0**  
 11/24/89 ..... L ... 66-74 ..... Manhattan, Kan.

**Marymount College** ..... **K-State leads 4-0**  
**H: N/A A: N/A N: N/A**  
 2/23/81 ..... W ... 70-36 ..... Salina, Kan.  
 2/20/70 ..... W ... 59-30 ..... Salina, Kan.  
 3/7/69 ..... W ... 56-26 ..... site unavailable  
 68-69 ..... W ... 55-30 ..... site unavailable

**McPherson College** ..... **K-State leads 6-2**  
**H: 2-1 A: 1-1 N: 3-0**  
 2/23/73 ..... W ... 48-38 ..... Hays, Kan.  
 1/23/73 ..... W ... 42-37 ..... Manhattan, Kan.  
 3/3/72 ..... W ... 51-35 ..... Lawrence, Kan.  
 2/12/72 ..... W ... 50-42 ..... McPherson, Kan.  
 1/21/72 ..... W ... 57-31 ..... Manhattan, Kan.  
 70-71 ..... W ..... N/A ..... Emporia, Kan.  
 2/28/70 ..... L ... 47-51 ..... McPherson, Kan.  
 2/13/70 ..... L ... 37-40 ..... Manhattan, Kan.

**Memphis** ..... **Series Tied 2-2**  
**H: 0-0 A: 0-2 N: 0-0**  
 11/22/96 ..... W ... 68-60 ..... Manhattan, Kan.  
 12/2/95 ..... L ... 57-72 ..... Memphis, Tenn.  
 1/5/82 ..... L ... 72-83 ..... Memphis, Tenn.  
 11/29/80 ..... W ... 82-75 ..... Manhattan, Kan.

**Mercer** ..... **K-State leads 1-0**  
**H: 0-0 A: 1-0 N: 0-0**  
 1/3/91 ..... W ... 60-57 ..... Macon, Ga.

**Miami (Ohio)** ..... **Miami leads 1-0**  
**H: 0-0 A: 0-0 N: 0-1**  
 12/7/91 ..... L ... 69-85 ..... Provo, Utah

**Michigan** ..... **Series Tied 1-1**  
**H: 1-0 A: 0-1 N: 0-0**  
 12/10/95 ..... W ... 66-63^ ..... Manhattan, Kan.  
 12/20/94 ..... L ... 53-62 ..... Ann Arbor, Mich.

**Michigan State** ..... **MSU leads 1-0**  
**H: 0-0 A: 0-0 N: 0-1**  
 11/22/07 ..... L ... 65-68 ..... Cancun, Mexico

**Middle Tennessee State** ..... **K-State leads 2-1**  
**H: 1-0 A: 1-0 N: 0-1**  
 12/21/10 ..... L ... 49-63 ..... San Antonio, Texas  
 12/6/02 ..... W ... 79-61 ..... Manhattan, Kan.  
 12/17/01 ..... W ... 54-53 ..... Nashville, Tenn.

**Midland Lutheran** ..... **K-State leads 2-0**  
**H: 1-0 A: 1-0 N: 0-0**  
 12/6/74 ..... W ... 81-30 ..... Manhattan, Kan.  
 12/15/72 ..... W ... 43-39 ..... Fremont, Neb.

**Minnesota** ..... **K-State leads 11-6**  
**H: 7-2 A: 3-3 N: 1-1**  
 3/23/04 ..... L ... 61-80\$ ..... Minneapolis, Minn.  
 12/2/94 ..... W ... 75-73 ..... Manhattan, Kan.  
 12/21/93 ..... L ... 65-76 ..... Minneapolis, Minn.  
 12/30/92 ..... L ... 44-58 ..... Manhattan, Kan.  
 12/30/89 ..... W ... 100-80 ..... Manhattan, Kan.  
 12/1/86 ..... W ... 79-68 ..... Manhattan, Kan.  
 11/30/85 ..... W ... 87-50 ..... Minneapolis, Minn.



2/6/82.....W... 77-68..... Manhattan, Kan.  
1/24/81.....L... 54-70..... Minneapolis, Minn.  
1/9/81.....L... 70-71..... Wichita, Kan.  
3/6/80.....W... 70-63#..... Des Moines, Iowa  
2/15/80.....W... 103-68..... Manhattan, Kan.  
3/9/79.....W... 84-80#..... Minneapolis, Minn.  
1/27/79.....L... 66-68..... Manhattan, Kan.  
1/6/79.....W... 100-62..... Minneapolis, Minn.  
3/9/78.....W... 96-81#..... Manhattan, Kan.  
12/29/77.....W... 70-30..... Manhattan, Kan.  
\$ NCAA Midwest Regional Second Round  
# AIAW Region VI Tournament

**Mississippi.....Ole Miss leads 1-0**  
**H: 0-0 A: 0-0 N: 0-1**  
12/15/77.....L... 57-62..... Columbus, Ohio

**Mississippi Gulf Coast JC.....K-State leads 1-0**  
**H: 0-0 A: 0-0 N: 1-0**  
12/16/77.....W... 77-64..... Columbus, Ohio

**Mississippi State.....MSU leads 1-0**  
**H: 0-0 A: 0-1 N: 0-0**  
1/4/82.....L... 78-79..... Starkville, Miss.

**Mississippi Valley State.....K-State leads 2-0**  
**H: 2-0 A: 0-0 N: 0-0**  
11/30/12.....W... 64-57..... Manhattan, Kan.  
12/1/06.....W... 77-18..... Manhattan, Kan.

**Missouri.....K-State leads 45-38**  
**H: 27-11 A: 13-22 N: 5-4**  
3/22/15.....L... 48-67+..... Manhattan, Kan.  
2/25/12.....L... 56-61 (OT)..... Columbia, Mo.  
1/11/12.....W... 72-46..... Manhattan, Kan.  
2/5/11.....W... 60-55 (OT)..... Manhattan, Kan.  
1/19/11.....W... 66-63..... Columbia, Mo.  
2/10/10.....W... 37-33..... Manhattan, Kan.  
1/13/10.....W... 65-50..... Columbia, Mo.  
2/18/09.....L... 43-52..... Columbia, Mo.  
2/4/09.....W... 58-54..... Manhattan, Kan.  
3/1/08.....W... 81-52..... Manhattan, Kan.  
2/17/08.....W... 56-40..... Columbia, Mo.  
2/21/07.....L... 61-69..... Columbia, Mo.  
1/13/07.....W... 81-66..... Manhattan, Kan.  
2/1/06.....L... 65-66 (OT)..... Manhattan, Kan.  
1/7/06.....L... 42-68..... Columbia, Mo.  
3/2/05.....W... 80-53..... Columbia, Mo.  
1/11/05.....W... 87-44..... Manhattan, Kan.  
3/10/04.....W... 79-58%..... Dallas, Texas  
2/22/04.....W... 93-90 (2OT)..... Columbia, Mo.  
1/7/04.....W... 95-59..... Manhattan, Kan.  
2/19/03.....W... 66-56..... Columbia, Mo.  
2/5/03.....W... 68-52..... Manhattan, Kan.  
2/27/02.....W... 74-55..... Manhattan, Kan.  
2/5/02.....W... 79-61..... Columbia, Mo.  
2/7/01.....L... 54-63..... Manhattan, Kan.  
1/20/01.....L... 60-65..... Columbia, Mo.  
2/5/00.....L... 68-72..... Manhattan, Kan.  
1/23/00.....L... 52-63..... Columbia, Mo.  
1/23/99.....W... 79-67..... Manhattan, Kan.  
1/6/99.....W... 72-60..... Columbia, Mo.  
2/15/98.....W... 66-57..... Manhattan, Kan.  
1/13/98.....L... 56-72..... Columbia, Mo.  
2/26/97.....W... 64-60..... Columbia, Mo.  
2/1/97.....W... 77-42..... Manhattan, Kan.  
1/31/96.....L... 51-57..... Columbia, Mo.  
1/5/96.....W... 69-58..... Manhattan, Kan.  
2/24/95.....L... 59-66..... Manhattan, Kan.  
1/29/95.....L... 60-70..... Columbia, Mo.  
2/2/94.....L... 51-59..... Columbia, Mo.  
1/9/94.....W... 63-52..... Manhattan, Kan.  
2/5/93.....L... 51-67..... Manhattan, Kan.  
1/10/93.....L... 49-62..... Columbia, Mo.  
2/15/92.....L... 56-89..... Manhattan, Kan.  
1/29/92.....L... 64-80..... Columbia, Mo.  
2/2/91.....W... 66-62..... Manhattan, Kan.  
1/16/91.....W... 68-53..... Columbia, Mo.  
2/4/90.....L... 64-79..... Columbia, Mo.  
1/17/90.....W... 66-53..... Manhattan, Kan.  
2/4/89.....W... 96-78..... Manhattan, Kan.  
1/18/89.....L... 75-82..... Columbia, Mo.  
2/10/88.....L... 65-67..... Columbia, Mo.  
1/27/88.....L... 66-79..... Manhattan, Kan.  
3/1/87.....W... 78-61\*..... Salina, Kan.  
2/25/87.....W... 90-81..... Manhattan, Kan.  
1/31/87.....L... 74-78..... Columbia, Mo.  
2/26/86.....L... 57-67..... Columbia, Mo.  
2/1/86.....W... 81-65..... Manhattan, Kan.

3/8/85.....L... 58-91\*..... Kansas City, Mo.  
3/2/85.....L... 75-92..... Columbia, Mo.  
2/5/85.....L... 66-91..... Manhattan, Kan.  
3/10/84.....W... 84-75\*..... Kansas City, Mo.  
3/3/84.....W... 100-84..... Manhattan, Kan.  
2/8/84.....L... 66-91..... Columbia, Mo.  
3/12/83.....L... 65-75\*..... Norman, Okla.  
2/15/83.....L... 55-67..... Columbia, Mo.  
1/12/83.....W... 88-77..... Manhattan, Kan.  
1/14/82.....W... 72-69\*..... Manhattan, Kan.  
12/8/81.....W... 64-62..... Columbia, Mo.  
1/16/81.....W... 85-77\*..... Lawrence, Kan.  
12/2/80.....W... 74-68..... Manhattan, Kan.  
2/12/80.....W... 69-60..... Manhattan, Kan.  
1/18/80.....L... 76-81\*..... Columbia, Mo.  
12/10/79.....L... 81-90..... Columbia, Mo.  
2/6/79.....W... 64-62..... Columbia, Mo.  
1/19/79.....L... 74-84\*..... Lincoln, Neb.  
12/12/78.....L... 60-71..... Manhattan, Kan.  
3/11/78.....L... 68-70#..... Manhattan, Kan.  
2/4/78.....W... 71-61..... Manhattan, Kan.  
12/9/77.....W... 76-66..... Columbia, Mo.  
11/26/77.....L... 58-70..... Plainview, Texas  
3/12/77.....W... 70-54#..... Decorah, Iowa  
2/14/76.....W... 85-41\*..... Manhattan, Kan.\*  
+ Postseason WNIT  
% Big 12 Conference Championship  
\* Big Eight Conference Tournament  
# AIAW Region VI Tournament

**Missouri-Rolla.....K-State leads 4-0**  
**H: 4-0 A: 0-0 N: 0-0**  
12/27/95.....W... 64-396..... Manhattan, Kan.  
12/27/94.....W... 78-62..... Manhattan, Kan.  
11/29/93.....W... 73-45..... Manhattan, Kan.  
12/1/92.....W... 70-59..... Manhattan, Kan.

**Missouri-St. Louis.....K-State leads 1-0**  
**H: 1-0 A: 0-0 N: 0-0**  
12/30/93.....W... 78-44..... Manhattan, Kan.

**Missouri State.....K-State leads 13-3**  
**H: 8-1 A: 4-1 N: 1-1**  
11/18/11.....W... 65-63..... Manhattan, Kan.  
12/5/09.....W... 64-60..... Manhattan, Kan.  
12/16/95.....L... 76-84..... San Juan, P.R.  
12/11/91.....L... 49-66..... Manhattan, Kan.  
12/4/90.....L... 76-87..... Springfield, Mo.  
12/15/89.....W... 69-48..... Manhattan, Kan.  
12/19/88.....W... 73-54..... Springfield, Mo.  
1/13/78.....W... 74-51..... Manhattan, Kan.  
1/14/77.....W... 74-56..... Springfield, Mo.  
1/23/76.....W... 58-48..... Manhattan, Kan.  
3/6/75.....W... 66-45#..... Lawrence, Kan.  
1/25/75.....W... 76-69..... Springfield, Mo.  
12/14/74.....W... 90-35..... Manhattan, Kan.  
1/18/74.....W... 58-45..... Springfield, Mo.  
12/21/73.....W... 66-56..... Manhattan, Kan.  
12/9/72.....W... 51-46..... Manhattan, Kan.  
# AIAW Region VI Tournament

**Missouri Western.....K-State leads 1-0**  
**H: 1-0 A: 0-0 N: 0-0**  
12/19/92.....W... 75-55..... Manhattan, Kan.

**Montana.....K-State leads 2-1**  
**H: 1-0 A: 0-1 N: 1-0**  
12/2/89.....L... 62-77..... Missoula, Mont.  
11/26/88.....W... 66-65..... Manhattan, Kan.  
12/18/83.....W... 64-62 (OT)..... Portland, Ore.

**Montclair State.....MSU leads 1-0**  
**H: 0-0 A: 0-1 N: 0-0**  
12/30/76.....L... 57-78..... Montclair, N.J.

**Nebraska.....K-State leads 46-33**  
**H: 27-10 A: 13-21 N: 6-2**  
2/19/11.....W... 69-64..... Lincoln, Neb.  
1/22/11.....W... 64-37..... Manhattan, Kan.  
3/12/10.....L... 46-63%..... Kansas City, Mo.  
3/6/10.....L... 72-82..... Manhattan, Kan.  
1/23/10.....L... 56-71..... Lincoln, Neb.  
2/25/09.....L... 47-52..... Lincoln, Neb.  
1/27/09.....W... 51-40..... Manhattan, Kan.  
2/27/08.....W... 69-65..... Manhattan, Kan.  
1/30/08.....W... 77-75..... Lincoln, Neb.  
2/7/07.....L... 55-62..... Manhattan, Kan.  
1/17/07.....L... 63-70..... Lincoln, Neb.  
3/24/06.....W... 77-63+..... Manhattan, Kan.

2/18/06.....L... 62-64 (OT)..... Lincoln, Neb.  
2/4/06.....W... 71-64..... Manhattan, Kan.  
3/9/05.....W... 71-45%..... Kansas City, Mo.  
2/23/05.....W... 94-69..... Lincoln, Neb.  
1/15/05.....W... 74-59..... Manhattan, Kan.  
2/14/04.....W... 89-69..... Manhattan, Kan.  
1/24/04.....L... 63-81..... Lincoln, Neb.  
2/12/03.....W... 64-47..... Manhattan, Kan.  
2/19/03.....W... 88-54..... Lincoln, Neb.  
2/10/02.....L... 52-67..... Lincoln, Neb.  
1/12/02.....W... 85-71..... Manhattan, Kan.  
2/17/01.....L... 69-77..... Manhattan, Kan.  
1/10/01.....L... 58-67..... Lincoln, Neb.  
2/26/00.....L... 56-65..... Lincoln, Neb.  
1/30/00.....L... 61-68..... Manhattan, Kan.  
2/24/99.....L... 63-74..... Lincoln, Neb.  
1/13/99.....W... 79-67..... Manhattan, Kan.  
1/17/98.....L... 47-78..... Manhattan, Kan.  
1/4/98.....L... 58-80..... Lincoln, Neb.  
2/12/97.....W... 47-45..... Manhattan, Kan.  
1/15/97.....L... 47-53..... Lincoln, Neb.  
2/9/96.....W... 81-75..... Manhattan, Kan.  
1/14/96.....L... 49-61..... Lincoln, Neb.  
2/5/95.....W... 53-50..... Manhattan, Kan.  
1/6/95.....W... 74-70..... Lincoln, Neb.  
2/11/94.....L... 67-76..... Manhattan, Kan.  
1/16/94.....L... 58-78..... Lincoln, Neb.  
2/12/93.....L... 50-69..... Lincoln, Neb.  
1/17/93.....L... 57-74..... Manhattan, Kan.  
2/8/92.....L... 62-76..... Lincoln, Neb.  
2/11/92.....L... 82-87..... Manhattan, Kan.  
2/16/91.....L... 69-79..... Manhattan, Kan.  
1/9/91.....W... 76-71..... Lincoln, Neb.  
3/3/90.....W... 71-63\*..... Salina, Kan.  
2/7/90.....W... 60-58..... Manhattan, Kan.  
1/24/90.....W... 67-60..... Lincoln, Kan.  
3/4/89.....W... 74-59\*..... Salina, Kan.  
2/11/89.....L... 56-68..... Lincoln, Neb.  
1/21/89.....W... 83-80..... Manhattan, Kan.  
3/5/88.....L... 51-71\*..... Salina, Kan.  
2/6/88.....L... 60-66..... Manhattan, Kan.  
1/20/88.....L... 72-82..... Lincoln, Neb.  
2/14/87.....L... 57-77..... Lincoln, Neb.  
1/14/87.....W... 81-76..... Manhattan, Kan.  
3/1/86.....W... 101-63..... Manhattan, Kan.  
2/5/86.....L... 70-73..... Lincoln, Neb.  
2/16/85.....W... 87-76..... Manhattan, Kan.  
1/16/85.....L... 67-74..... Lincoln, Neb.  
2/28/84.....W... 91-76..... Lincoln, Neb.  
2/4/84.....W... 95-75..... Manhattan, Kan.  
2/3/83.....W... 100-73..... Manhattan, Kan.  
1/18/83.....W... 104-103 (OT)..... Lincoln, Neb.  
1/15/82.....W... 81-57\*..... Manhattan, Kan.  
1/15/81.....W... 74-72\*..... Lawrence, Kan.  
12/9/80.....W... 75-63..... Lincoln, Neb.  
12/4/79.....W... 90-75..... Manhattan, Kan.  
2/13/79.....W... 75-61..... Manhattan, Kan.  
1/20/79.....L... 65-68\*..... Lincoln, Neb.  
1/25/78.....W... 77-71..... Lincoln, Neb.  
2/3/78.....W... 63-57..... Lincoln, Neb.  
12/6/77.....W... 72-50..... Manhattan, Kan.  
2/4/77.....W... 78-53..... Manhattan, Kan.  
1/22/77.....W... 60-50\*..... Boulder, Colo.  
12/4/76.....W... 64-56..... Lincoln, Neb.  
2/13/76.....W... 51-47\*..... Manhattan, Kan.  
1/16/76.....W... 62-53..... Lawrence, Kan.  
1/17/75.....W... 82-31..... Manhattan, Kan.  
+ Postseason WNIT  
% Big 12 Conference Championship  
\* Big Eight Conference Tournament

**Nebraska-Omaha.....K-State leads 3-0**  
**H: 1-0 A: 1-0 N: 1-0**  
12/4/16.....W... 70-57..... Omaha, Neb.  
1/3/81.....W... 79-77..... Manhattan, Kan.  
3/11/77.....W... 90-61#..... Decorah, Iowa  
# AIAW Region VI Tournament

**Nevada.....K-State leads 1-0**  
**H: 0-0 A: 0-0 N: 1-0**  
12/29/96.....W... 69-63..... Gainesville, Fla.

**New Hampshire.....K-State leads 2-0**  
**H: 1-0 A: 0-0 N: 1-0**  
2/3/04.....W... 84-50..... Manhattan, Kan.  
1/2/92.....W... 69-60..... Wilmington, N.C.

**New Mexico.....Series Tied 2-2**  
**H: 1-0 A: 1-1 N: 0-1**  
1/5/80.....L... 57-68..... Wichita, Kan.  
11/24/79.....W... 65-60..... Albuquerque, NM  
11/25/78.....L... 68-77..... Albuquerque, NM  
12/10/77.....W... 79-60..... Manhattan, Kan.

**Nicholls State.....K-State leads 2-0**  
**H: 1-0 A: 1-0 N: 0-0**  
11/29/96.....W... 64-44..... Manhattan, Kan.  
1/4/90.....W... 71-41..... Thibodaux, La.

**Northern Arizona.....K-State leads 2-0**  
**H: 0-0 A: 2-0 N: 0-0**  
12/20/01.....W... 79-63..... Flagstaff, Ariz.  
1/5/88.....W... 74-65 (OT)..... Flagstaff, Ariz.

**North Carolina State.....N.C. State leads 2-1**  
**H: 0-0 A: 0-0 N: 1-2**  
11/24/16.....W... 67-50..... St. Thomas, USVI  
12/28/13.....L... 60-77..... San Diego, Calif.  
11/27/99.....L... 72-73..... Cancun, Mexico

**UNC Wilmington.....K-State leads 2-0**  
**H: 0-0 A: 1-0 N: 1-0**  
12/29/05.....W... 75-49..... Jersey City, N.J.  
1/3/92.....W... 69-51..... Wilmington, N.C.

**North Dakota.....K-State leads 1-0**  
**H: 1-0 A: 0-0 N: 0-0**  
12/8/10.....W... 76-49..... Manhattan, Kan.

**North Dakota State.....K-State leads 2-0**  
**H: 1-0 A: 0-0 N: 1-0**  
12/18/11.....W... 70-47..... Las Vegas, Nev.  
11/22/85.....W... 70-59..... Manhattan, Kan.

**North Texas.....K-State leads 1-0**  
**H: 1-0 A: 0-0 N: 0-0**  
11/25/83.....W... 99-44..... Manhattan, Kan.

**Northeast Louisiana.....NLSU leads 1-0**  
**H: 0-0 A: 0-1 N: 0-0**  
3/15/84.....L... 73-78@..... Monroe, La.  
@ NCAA Midwest Regional

**Northeastern Illinois.....K-State leads 1-0**  
**H: 1-0 A: 0-0 N: 0-0**  
1/27/94.....W... 71-37..... Manhattan, Kan.

**Northern Illinois.....K-State leads 4-0**  
**H: 2-0 A: 2-0 N: 0-0**  
12/2/03.....W... 60-41..... Manhattan, Kan.  
12/28/02.....W... 63-58..... DeKalb, Ill.  
12/7/85.....W... 69-65..... DeKalb, Ill.  
12/29/84.....W... 85-70..... Manhattan, Kan.

**Northern Iowa.....Series tied 1-1**  
**H: 1-0 A: 0-1 N: 0-0**  
12/22/16.....L... 59-67..... Cedar Falls, Iowa  
12/3/92.....W... 61-55..... Manhattan, Kan.

**Northern Oklahoma JC.....K-State leads 1-0**  
**H: 0-0 A: 0-0 N: 1-0**  
11/23/73.....W... 56-52..... Enid, Okla.

**Northwest Missouri State.....Series Tied 3-3**  
**H: 1-2 A: 1-0 N: 1-1**  
2/8/78.....W... 71-69..... Manhattan, Kan.  
2/2/77.....L... 57-71..... Manhattan, Kan.  
3/5/76.....W... 67-63#..... Moorhead, Minn.  
12/7/74.....W... 66-58..... Marysville, Mo.  
12/2/72.....L... 35-41..... Manhattan, Kan.  
3/11/72.....L... 66-70#..... Springfield, Mo.  
# AIAW Region VI Tournament

**Northwest Oklahoma State.....K-State leads 1-0**  
**H: 1-0 A: 0-0 N: 0-0**  
2/24/77.....W... 78-62..... Manhattan, Kan.

**Northwestern.....Series tied 3-3**  
**H: 0-1 A: 2-1 N: 1-1**  
12/19/11.....W... 64-45..... Las Vegas, Nev.  
12/13/09.....L... 50-53..... Manhattan, Kan.  
11/17/08.....W... 57-52..... Evanston, Ill.  
12/18/95.....L... 77-86 (OT)..... San Juan, P.R.  
3/11/87.....L... 61-62 (2OT)..... Evanston, Ill.  
12/3/83.....W... 97-65..... Evanston, Ill.  
\$ NCAA Midwest Regional First Round

**Northwestern State (La.)** ..... **NWSU leads 1-0**  
**H: 0-0 A: 0-0 N: 1-0**  
 2/17/73..... L ... 46-54 ..... Houston, Texas

**Notre Dame** ..... **Notre Dame leads 2-0**  
**H: 0-1 A: 0-0 N: 0-1**  
 12/20/12..... L ... 57-87 ..... Las Vegas, Nev.  
 3/25/03..... L ... 53-59# ..... Manhattan, Kan.  
 # NCAA East Regional Second Round

**Ohiio** ..... **OU leads 2-0**  
**H: 0-1 A: 0-1 N: 0-0**  
 12/3/96..... L ... 65-75 ..... Athens, Ohio  
 12/6/95..... L ... 68-69 ..... Manhattan, Kan.

**Ohiio State** ..... **OSU leads 4-2**  
**H: 0-2 A: 1-2 N: 1-0**  
 11/16/98..... L ... 62-63 ..... Manhattan, Kan.  
 12/13/97..... W ... 67-64 ..... Columbus, Ohio  
 11/27/94..... L ... 73-87 ..... Manhattan, Kan.  
 12/19/93..... L ... 70-105 ..... Columbus, Ohio  
 12/17/77..... L ... 55-65 ..... Columbus, Ohio  
 3/20/75..... W ... 61-51\$ ..... Harrisonburg, Va.  
 \$ AIAW National Tournament

**Oklahoma** ..... **Oklahoma leads 37-26**  
**H: 15-14 A: 8-20 N: 3-3**  
 2/21/17..... W ... 79-71 ..... Manhattan, Kan.  
 1/4/17..... L ... 80-85 (ot) ..... Norman, Okla.  
 2/9/16..... W ... 87-71 ..... Manhattan, Kan.  
 1/10/16..... L ... 58-68 ..... Norman, Okla.  
 2/21/15..... L ... 64-73 ..... Manhattan, Kan.  
 2/7/15..... L ... 58-66 ..... Norman, Okla.  
 1/29/14..... W ... 86-78 ..... Manhattan, Kan.  
 1/11/14..... L ... 50-61 ..... Norman, Okla.  
 2/20/13..... L ... 57-72 ..... Norman, Okla.  
 2/6/13..... L ... 68-74 ..... Manhattan, Kan.  
 2/15/12..... L ... 62-68 ..... Norman, Okla.  
 1/17/12..... L ... 57-65 ..... Manhattan, Kan.  
 1/12/11..... L ... 45-52 ..... Norman, Okla.  
 2/21/10..... L ... 58-64 ..... Manhattan, Kan.  
 1/14/09..... L ... 48-64 ..... Norman, Okla.  
 2/20/08..... L ... 65-68 ..... Manhattan, Kan.  
 1/3/07..... L ... 58-78 ..... Norman, Okla.  
 2/21/06..... L ... 64-78 ..... Manhattan, Kan.  
 2/13/05..... L ... 61-77 ..... Norman, Okla.  
 3/11/04..... L ... 66-78% ..... Dallas, Texas  
 1/31/04..... W ... 74-65 ..... Manhattan, Kan.  
 2/1/03..... W ... 74-45 ..... Norman, Okla.  
 3/7/02..... L ... 49-69% ..... Kansas City, Mo.  
 2/13/02..... L ... 68-76 ..... Manhattan, Kan.  
 2/14/00..... L ... 60-79 ..... Norman, Okla.  
 2/22/00..... L ... 56-64 ..... Manhattan, Kan.  
 2/13/99..... L ... 58-79 ..... Norman, Okla.  
 2/4/98..... L ... 67-69 ..... Manhattan, Kan.  
 3/4/97..... W ... 81-56% ..... Kansas City, Mo.  
 2/8/97..... W ... 49-47 ..... Norman, Okla.  
 2/16/96..... L ... 54-62 ..... Norman, Okla.  
 1/21/96..... W ... 80-67 ^ ..... Manhattan, Kan.  
 2/17/95..... L ... 60-71 ..... Norman, Okla.  
 1/22/95..... L ... 70-79 ..... Manhattan, Kan.  
 2/18/94..... W ... 71-70 ..... Norman, Okla.  
 1/23/94..... W ... 72-54 ..... Manhattan, Kan.  
 2/19/93..... L ... 65-87 ..... Manhattan, Kan.  
 1/24/93..... L ... 60-68 ..... Norman, Okla.  
 2/12/92..... L ... 73-88 ..... Manhattan, Kan.  
 1/18/92..... W ... 91-86 ..... Norman, Okla.  
 2/6/91..... L ... 56-88 ..... Norman, Okla.  
 1/23/91..... W ... 86-55 ..... Manhattan, Kan.  
 2/14/90..... W ... 92-88 ..... Manhattan, Kan.  
 1/20/90..... W ... 94-87 ..... Norman, Okla.  
 2/22/89..... W ... 84-83 ..... Manhattan, Kan.  
 2/1/89..... W ... 64-60 ..... Norman, Okla.  
 2/13/88..... L ... 61-79 ..... Norman, Okla.  
 1/13/88..... L ... 65-96 ..... Manhattan, Kan.  
 2/28/87..... W ... 79-64\* ..... Salina, Kan.  
 2/6/87..... W ... 80-69 ..... Manhattan, Kan.  
 1/6/87..... L ... 47-70 ..... Norman, Okla.  
 2/11/86..... L ... 77-94 ..... Norman, Okla.  
 1/22/86..... L ... 83-72 ..... Manhattan, Kan.  
 2/9/85..... W ... 90-75 ..... Manhattan, Kan.  
 1/26/85..... L ... 85-92 ..... Norman, Okla.  
 3/9/84..... W ... 69-67\* ..... Kansas City, Mo.  
 2/11/84..... W ... 71-62 ..... Norman, Okla.  
 1/21/84..... W ... 88-70 ..... Manhattan, Kan.  
 3/5/83..... W ... 87-63 ..... Norman, Okla.  
 2/5/83..... W ... 86-74 ..... Manhattan, Kan.  
 12/14/79..... W ... 96-73 ..... Manhattan, Kan.  
 1/7/78..... L ... 61-67\* ..... Lawrence, Kan.

2/12/76..... W ... 90-27\* ..... Manhattan, Kan.  
 % Big 12 Conference Championship  
 \* Big Eight Conference Tournament

**Oklahoma City** ..... **K-State leads 1-0**  
**H: 1-0 A: 0-0 N: 0-0**  
 12/12/81..... W ... 71-64 ..... Manhattan, Kan.

**Oklahoma State** ..... **K-State leads 35-32**  
**H: 19-9 A: 11-17 N: 4-6**  
 1/28/17..... W ... 74-69 ..... Manhattan, Kan.  
 1/14/17..... W ... 63-43 ..... Stillwater, Okla.  
 2/29/16..... L ... 51-59 ..... Stillwater, Okla.  
 1/13/16..... W ... 47-44 ..... Manhattan, Kan.  
 1/28/15..... W ... 52-51 (OT) ..... Manhattan, Kan.  
 1/14/15..... L ... 47-69 ..... Stillwater, Okla.  
 3/1/14..... L ... 62-67 ..... Stillwater, Okla.  
 1/8/14..... L ... 51-58 ..... Manhattan, Kan.  
 2/16/13..... L ... 45-80 ..... Stillwater, Okla.  
 1/23/13..... W ... 76-70 (OT) ..... Manhattan, Kan.  
 2/22/12..... W ... 53-50 ..... Manhattan, Kan.  
 1/28/12..... W ... 67-56 ..... Stillwater, Okla.  
 1/9/11..... W ... 63-45 ..... Manhattan, Kan.  
 1/16/10..... L ... 56-66 ..... Stillwater, Okla.  
 2/15/09..... W ... 79-71 ..... Manhattan, Kan.  
 1/27/08..... W ... 68-63 ..... Stillwater, Okla.  
 2/28/07..... L ... 55-64 ..... Manhattan, Kan.  
 1/18/06..... W ... 67-57 ..... Stillwater, Okla.  
 2/5/05..... W ... 66-55 ..... Manhattan, Kan.  
 1/13/04..... W ... 76-44 ..... Stillwater, Okla.  
 2/15/03..... W ... 64-46 ..... Manhattan, Kan.  
 1/19/02..... L ... 60-68 ..... Stillwater, Okla.  
 2/3/01..... L ... 55-69 ..... Manhattan, Kan.  
 3/6/00..... L ... 59-67% ..... Kansas City, Mo.  
 2/9/00..... W ... 71-64 ..... Stillwater, Okla.  
 1/2/99..... L ... 56-59 ..... Manhattan, Kan.  
 2/21/98..... L ... 47-78 ..... Stillwater, Okla.  
 2/5/97..... W ... 58-50 ..... Manhattan, Kan.  
 2/18/96..... W ... 70-64 ..... Stillwater, Okla.  
 1/19/96..... W 81-68 (OT) ^ ..... Manhattan, Kan.  
 3/4/95..... L ... 59-69\* ..... Salina, Kan.  
 2/19/95..... W ... 57-56 ..... Stillwater, Okla.  
 1/20/95..... L ... 63-72 ..... Manhattan, Kan.  
 3/5/94..... L ... 51-61\* ..... Salina, Kan.  
 2/20/94..... L ... 43-55 ..... Stillwater, Okla.  
 1/21/94..... W ... 75-63 ..... Manhattan, Kan.  
 2/21/93..... L ... 53-63 ..... Manhattan, Kan.  
 1/22/93..... L ... 54-72 ..... Stillwater, Kan.  
 3/1/92..... L ... 56-85 ..... Stillwater, Kan.  
 1/14/92..... L ... 73-74 ..... Manhattan, Kan.  
 3/3/91..... L ... 70-87\* ..... Salina, Kan.  
 2/20/91..... L ... 61-79 ..... Stillwater, Kan.  
 1/16/91..... W ... 78-72 ..... Manhattan, Kan.  
 3/5/90..... L ... 65-72\* ..... Salina, Kan.  
 2/21/90..... L ... 66-75 ..... Stillwater, Okla.  
 1/31/90..... W ... 66-56 ..... Manhattan, Kan.  
 3/5/89..... L ... 53-65\* ..... Salina, Kan.  
 2/26/89..... L ... 71-81 ..... Stillwater, Okla.  
 1/11/89..... W ... 78-68 ..... Manhattan, Kan.  
 2/27/88..... L ... 54-73 ..... Manhattan, Kan.  
 1-12-88..... L ... 64-87 ..... Stillwater, Okla.  
 2/17/87..... W ... 74-62 ..... Manhattan, Kan.  
 1/27/87..... L ... 67-75 ..... Stillwater, Okla.  
 2/18/86..... W ... 83-65 ..... Manhattan, Kan.  
 1/29/86..... L ... 58-60 ..... Stillwater, Okla.  
 3/5/85..... W ... 86-62\* ..... Stillwater, Okla.  
 2/12/85..... L ... 47-75 ..... Stillwater, Okla.  
 1/22/85..... L ... 65-67 ..... Manhattan, Kan.  
 2/18/84..... W ... 86-62 ..... Manhattan, Kan.  
 1/18/84..... W ... 76-71 ..... Stillwater, Okla.  
 3/10/83..... W ... 102-64\* ..... Norman, Okla.  
 2/26/83..... W ... 76-53 ..... Stillwater, Okla.  
 2/11/83..... W ... 84-59 ..... Manhattan, Kan.  
 1/23/82..... W ... 71-63 ..... Stillwater, Okla.  
 1/18/79..... W ... 86-64\* ..... Lincoln, Neb.  
 1/5/78..... W ... 95-69\* ..... Lawrence, Kan.  
 1/17/76..... W ... 79-68 ..... Lawrence, Kan.  
 % Big 12 Conference Championship  
 \* Big Eight Conference Tournament

**Old Dominion** ..... **ODU leads 3-2**  
**H: 1-0 A: 0-1 N: 1-2**  
 3/23/02..... L ... 62-88! ..... Milwaukee, Wis.  
 1/5/84..... L ... 64-92 ..... Norfolk, Va.  
 3/18/82..... W ... 76-67# ..... Raleigh, N.C.  
 12/4/82..... W ... 58-50 ..... Manhattan, Kan.  
 3/16/79..... L ... 75-96& ..... Cookeville, Tenn.  
 ! NCAA Midwest Regional Sweet Sixteen  
 # NCAA East Regional Sweet Sixteen  
 & AIAW South Sectional

**Oral Roberts** ..... **K-State leads 6-2**  
**H: 6-0 A: 0-2 N: 0-0**  
 12/14/14..... W ... 53-47 ..... Manhattan, Kan.  
 12/10/92..... W ... 77-44 ..... Manhattan, Kan.  
 12/3/91..... W ... 66-64 ..... Manhattan, Kan.  
 12/8/88..... W ... 83-58 ..... Manhattan, Kan.  
 1/8/88..... L ... 57-58 ..... Tulsa, Okla.  
 1/8/87..... W ... 95-57 ..... Manhattan, Kan.  
 1/8/86..... L ... 75-78 ..... Tulsa, Okla.  
 1/2/84..... W ... 79-62 ..... Manhattan, Kan.

**Oregon** ..... **UO leads 1-0**  
**H: 0-0 A: 0-0 N: 0-1**  
 12/10/99..... L ... 69-79 ..... Springfield, Mo.

**Oregon State** ..... **Series Tied 1-1**  
**H: 1-0 A: 0-0 N: 0-1**  
 12/9/01..... L ... 95-61 ..... Manhattan, Kan.  
 12/19/83..... L ... 62-70 ..... Portland, Ore.

**Pacific Christian** ..... **K-State leads 1-0**  
**H: 0-0 A: 0-0 N: 1-0**  
 11/23/81..... W ... 103-36 ..... Manhattan, Kan.

**Parsons College** ..... **PC leads 4-0**  
**H: 0-2 A: 0-2 N: 0-0**  
 1/10/71..... L ... 41-68 ..... Parsons, Kan.  
 1/9/71..... L ... 50-69 ..... Parsons, Kan.  
 12/23/71..... L ... 35-45 ..... Manhattan, Kan.  
 12/22/71..... L ... 37-74 ..... Manhattan, Kan.

**Pennsylvania** ..... **Penn leads 1-0**  
**H: 0-0 A: 0-0 N: 0-1**  
 12/30/91..... L ... 60-71 ..... DeKalb, Ill.

**Penn State** ..... **Series Tied 1-1**  
**H: 1-0 A: 0-0 N: 0-1**  
 11/29/03..... L ... 56-69 ..... Freeport, Bahamas  
 11/24/02..... W ... 88-66! ..... Manhattan, Kan.  
 ! Preseason WNIT

**Pepperdine** ..... **K-State leads 2-0**  
**H: 1-0 A: 1-0 N: 0-0**  
 11/21/04..... W ... 85-53 ..... Manhattan, Kan.  
 12/22/80..... W ... 84-80 ..... Malibu, Calif.

**Pfeiffer** ..... **K-State leads 1-0**  
**H: 0-0 A: 0-0 N: 1-0**  
 12/22/78..... W ... 89-77 ..... Chapel Hill, N.C.

**Phillips** ..... **Phillips leads 3-2**  
**H: 2-0 A: 0-2 N: 0-1**  
 1/7/77..... L ... 68-78 ..... Wichita, Kan.  
 1/30/76..... W ... 55-51 ..... Manhattan, Kan.  
 11/24/73..... L ... 33-43 ..... Enid, Okla.  
 2/28/73..... L ... 38-47 ..... Enid, Okla.  
 2/2/73..... W ... 50-38 ..... Manhattan, Kan.

**Pittsburg State** ..... **K-State leads 3-0**  
**H: 1-0 A: 1-0 N: 0-0**  
 2/25/81..... W ..... forfeit ..... Manhattan, Kan.  
 11/25/80..... W ... 96-40 ..... Pittsburg, Kan.  
 1968-69..... W ... 47-32 ..... site unavailable

**Pittsburgh** ..... **K-State leads 1-0**  
**H: 1-0 A: 0-0 N: 0-0**  
 11/27/81..... W ... 79-63 ..... Manhattan, Kan.

**Portland State** ..... **K-State leads 1-0**  
**H: 0-0 A: 1-0 N: 0-0**  
 12/20/83..... W ... 62-47 ..... Portland, Ore.

**Princeton** ..... **K-State leads 3-0**  
**H: 1-0 A: 0-0 N: 2-0**  
 12/18/16..... W ... 60-42 ..... Manhattan, Kan.  
 3/17/12..... W ... 67-64\$ ..... Bridgeport, Conn.  
 11/25/00..... W ... 63-51 ..... Corvallis, Ore.  
 \$ NCAA Kinston Regional First Round

**Purdue** ..... **Purdue leads 4-0**  
**H: 0-0 A: 0-1 N: 0-3**  
 11/25/11..... L ... 42-46 (OT) ..... Cancun, Mexico  
 3/20/11..... L ... 45-53\$ ..... Storrs, Conn.  
 11/16/03..... L ... 69-79 ..... West Lafayette, Ind.  
 12/6/91..... L ... 52-75 ..... Provo, Utah  
 \$ NCAA Philadelphia Regional First Round

**Queens College** ..... **K-State leads 1-0**  
**H: 0-0 A: 0-0 N: 1-0**  
 70-71..... W ... 49-35 ..... Cullowhee, N.C.

**Quincy** ..... **K-State leads 1-0**  
**H: 1-0 A: 0-0 N: 0-0**  
 1/28/93..... W ... 62-44 ..... Manhattan, Kan.

**Radford** ..... **Radford leads 1-0**  
**H: 0-0 A: 0-0 N: 1-0**  
 12/3/88..... L ... 61-74 ..... Minneapolis, Minn.

**Ranger JC** ..... **Ranger leads 2-0**  
**H: 0-0 A: 0-2 N: 0-0**  
 3/20/70..... L ... 41-52 ..... Amarillo, Texas  
 3/21/69..... L ... 35-84 ..... Amarillo, Texas

**Rhode Island** ..... **K-State leads 1-0**  
**H: 0-0 A: 0-0 N: 1-0**  
 12/28/76..... W ... 59-50 ..... New York, N.Y.

**Rice** ..... **K-State leads 1-0**  
**H: 0-0 A: 0-0 N: 1-0**  
 12/29/06..... W, ... 83-54 ..... Miami, Fla.

**Richmond** ..... **K-State leads 1-0**  
**H: 0-0 A: 0-0 N: 1-0**  
 11/24/02..... W ... 85-63 ..... St. Thomas, V.I.

**Rockhurst College** ..... **K-State leads 1-0**  
**H: 1-0 A: 0-0 N: 0-0**  
 11/28/87..... W ... 82-65 ..... Manhattan, Kan.

**Rutgers** ..... **Rutgers leads 1-0**  
**H: 0-0 A: 0-1 N: 0-0**  
 1/8/80..... L ... 56-81 ..... New Brunswick, N.J.

**St. Bonaventure** ..... **K-State leads 1-0**  
**H: 0-0 A: 0-0 N: 1-0**  
 12/11/93..... W ... 77-67 ..... Fairfield, Conn.

**St. John's** ..... **K-State leads 1-0**  
**H: 1-0 A: 0-0 N: 0-0**  
 11/13/10..... W ... 64-53 ..... Manhattan, Kan.

**Saint Joseph's** ..... **SJU leads 2-1**  
**H: 0-1 A: 1-0 N: 0-1**  
 12/3/05..... L ... 68-78 ..... Manhattan, Kan.  
 12/30/04..... W ... 68-49 ..... Philadelphia, Pa.  
 3/14/97..... L ... 52-70\$ ..... Tuscaloosa, Ala.  
 \$ NCAA East Regional First Round

**Saint Louis** ..... **K-State leads 2-0**  
**H: 2-0 A: 0-0 N: 0-0**  
 12/6/03..... W ... 94-54 ..... Manhattan, Kan.  
 1/4/92..... W ... 68-46 ..... Manhattan, Kan.

**St. Mary of the Plains** ..... **K-State leads 2-0**  
**H: 1-0 A: 0-0 N: 1-0**  
 1/12/87..... W ... 88-50 ..... Manhattan, Kan.  
 2/27/75..... W ... 78-27 ..... Hays, Kan.

**Saint Mary's (Calif.)** ..... **SMC leads 1-0**  
**H: 0-0 A: 0-0 N: 0-1**  
 12/10/93..... L ... 71-75 ..... Fairfield, Conn.

**Saint Peter's (N.J.)** ..... **K-State leads 1-0**  
**H: 0-0 A: 1-0 N: 0-0**  
 12/30/05..... W ... 72-64 ..... Jersey City, N.J.

**San Diego State** ..... **K-State leads 2-1**  
**H: 1-0 A: 0-1 N: 1-0**  
 12/5/98..... W ... 77-56 ..... Manhattan, Kan.  
 12/28/97..... L ... 53-57 ..... San Diego, Calif.  
 12/7/90..... W ... 73-65 ..... Long Beach, Calif.

**Sacramento State** ..... **K-State leads 3-0**  
**H: 3-0 A: 0-0 N: 0-0**  
 12/5/03..... W ... 94-31 ..... Manhattan, Kan.  
 1/12/95..... W ... 93-35 ..... Manhattan, Kan.  
 3/3/94..... W ... 69-55 ..... Manhattan, Kan.



**Sam Houston State** ..... **K-State leads 1-0**  
**H: 1-0 A: 0-0 N: 0-0**  
12/19/15.....W ... 78-50 ..... Manhattan, Kan.

**Samford** ..... **K-State leads 1-0**  
**H: 1-0 A: 0-0 N: 0-0**  
12/30/14.....W ... 60-41 ..... Manhattan, Kan.  
**Santa Clara** ..... **K-State leads 3-0**  
**H: 1-0 A: 1-0 N: 1-0**  
12/15/06.....W ... 76-52 ..... Manhattan, Kan.  
11/26/05.....W ... 100-71 ..... Santa Clara, Calif.  
12/30/98.....W ... 66-64 ..... San Jose, Calif.

**Seminole JC** ..... **Seminole leads 4-0**  
**H: 0-2 A: 0-2 N: 0-0**  
2/20/71.....L ... 42-52 ..... Manhattan, Kan.  
2/19/71.....L ... 40-53 ..... Manhattan, Kan.  
12/12/70.....L ... 43-85 ..... Seminole, Okla.  
12/11/70.....L ... 58-75 ..... Seminole, Okla.

**Seton Hall** ..... **K-State leads 1-0**  
**H: 0-0 A: 1-0 N: 0-0**  
1/11/80.....W ... 66-45 ..... South Orange, N.J.

**Simpson College** ..... **K-State leads 1-0**  
**H: 0-0 A: 0-0 N: 1-0**  
1/5/77.....W ... 80-50 ..... Wichita, Kan.

**South Alabama** ..... **K-State leads 1-0**  
**H: 0-0 A: 0-0 N: 1-0**  
1/5/88.....W ... 65-64 ..... Miami, Fla.

**South Carolina** ..... **Series Tied 2-2**  
**H: 0-1 A: 0-1 N: 2-0**  
3/20/16.....L ... 47-73\$ ..... Columbia, S.C.  
11/28/81.....L ... 65-81 ..... Manhattan, Kan.  
12/20/80.....W ... 82-62 ..... Los Angeles, Calif.  
3/24/73.....W ... 69-57# ..... New York, N.Y.  
\$ NCAA Sioux Falls Region Second Round  
# AIAW National Tournament

**South Dakota** ..... **K-State leads 5-0**  
**H: 4-0 A: 0-0 N: 1-0**  
11/19/15.....W ... 84-81(ot) ..... Manhattan, Kan.  
12/9/12.....W ... 68-54 ..... Manhattan, Kan.  
12/4/94.....W ... 81-37 ..... Manhattan, Kan.  
12/4/81.....W ... 73-60 ..... Lincoln, Neb.  
3/6/81.....W ... 104-52 ..... Manhattan, Kan.

**South Dakota State** ..... **K-State leads 5-0**  
**H: 1-0 A: 1-0 N: 3-0**  
12/10/11.....W ... 63-46 ..... Brookings, S.D.  
11/30/10.....W ... 56-51 ..... Manhattan, Kan.  
3/4/76.....W ... 73-41\$ ..... Moorhead, Minn.  
3/6/75.....W ... 70-40\$ ..... Lawrence, Kan.  
3/8/73.....W ... 43-35\$ ..... Warrensburg, Mo.  
\$ AIAW Region VI Tournament

**Southeast Missouri State** ..... **K-State leads 1-0**  
**H: 0-0 A: 0-0 N: 1-0**  
12/30/03.....W ... 78-42 ..... San Antonio, Texas

**South Florida** ..... **K-State leads 1-0**  
**H: 0-0 A: 1-0 N: 0-0**  
12/28/00.....W ... 71-56 ..... Tampa, Fla.

**Southern** ..... **K-State leads 2-0**  
**H: 2-0 A: 0-0 N: 0-0**  
11/25/15.....W ... 59-47 ..... Manhattan, Kan.  
12/5/97.....W ... 82-38 ..... Manhattan, Kan.

**Southern Connecticut State** ..... **SCSU leads 2-0**  
**H: 0-0 A: 0-0 N: 0-2**  
12/27/76.....L ... 46-55 ..... New York, N.Y.  
3/22/73.....L ... 52-56\$ ..... New York, N.Y.  
\$ AIAW National Tournament

**SIUE** ..... **K-State leads 1-0**  
**H: 1-0 A: 0-0 N: 0-0**  
11/14/14.....W ... 81-55 ..... Manhattan, Kan.

**Southern Illinois** ..... **K-State leads 3-0**  
**H: 1-0 A: 2-0 N: 0-0**  
3/17/07.....W ... 72-46 # ..... Manhattan, Kan.  
1/13/71.....W ... 32-28 ..... Carbondale, Ill.  
1/12/71.....W ... 56-38 ..... Carbondale, Ill.  
# Postseason WNIT

**Southern Utah** ..... **K-State leads 1-0**  
**H: 1-0 A: 0-0 N: 0-0**  
11/12/07.....W ... 87-38 ..... Manhattan, Kan.

**SMU** ..... **Series tied 1-1**  
**H: 1-0 A: 0-0 N: 0-1**  
11/28/13.....L ... 57-68 ..... Freeport, Bahamas  
12/29/90.....W ... 69-59 ..... Manhattan, Kan.  
**Southern State College** ..... **SSC leads 1-0**  
**H: 0-0 A: 0-0 N: 0-1**  
3/22/69.....L ... 55-75 ..... Amarillo, Texas

**Southwestern College** ..... **K-State leads 3-0**  
**H: 2-0 A: 1-0 N: 0-0**  
2/26/71.....W ... 43-29 ..... Manhattan, Kan.  
2/9/71.....W ... 53-24 ..... Winfield, Kan.  
3/6/70.....W ... 56-36 ..... Manhattan, Kan.

**Stanford** ..... **Stanford leads 2-0**  
**H: 0-1 A: 0-1 N: 0-0**  
3/20/17.....L ... 48-69\$ ..... Manhattan, Kan.  
11/30/02.....L ... 57-63 ..... Stanford, Calif.  
\$ NCAA Lexington Region Second Round

**Stephen F. Austin** ..... **K-State leads 3-2**  
**H: 2-0 A: 0-0 N: 1-2**  
12/11/87.....L ... 59-82 ..... Dallas, Texas  
3/13/82.....W ... 78-75\$ ..... Manhattan, Kan.  
1/5/81.....W ... 83-75 ..... Manhattan, Kan.  
1/9/76.....W ... 63-46 ..... Temple, Texas  
2/26/72.....L ... 65-67 (OT) ..... Houston, Texas  
\$ NCAA East Region First Round

**Temple** ..... **K-State leads 1-0**  
**H: 0-0 A: 0-0 N: 1-0**  
11/29/02.....W ... 72-65 ..... Stanford, Calif.

**Temple JC** ..... **K-State leads 1-0**  
**H: 0-0 A: 1-0 N: 0-0**  
1/8/76.....W ... 93-77 ..... Temple, Texas

**Tennessee** ..... **Tennessee leads 4-0**  
**H: 0-0 A: 0-2 N: 0-2**  
12/6/85.....L ... 56-68 ..... DeKalb, Ill.  
1/7/82.....L ... 68-83 ..... Knoxville, Tenn.  
3/15/80.....L ... 64-84\$ ..... Knoxville, Tenn.  
3/24/77.....L ... 69-81\$ ..... Minneapolis, Minn.  
\$ AIAW National Tournament

**Tennessee Tech** ..... **TTU leads 2-0**  
**H: 0-0 A: 0-0 N: 0-2**  
12/15/77.....L ... 59-73 ..... Columbus, Ohio  
3/25/77.....L ... 58-68\$ ..... Minneapolis, Minn.  
\$ AIAW National Tournament

**Tennessee State** ..... **K-State leads 3-0**  
**H: 1-0 A: 2-0 N: 0-0**  
11/8/13.....W ... 85-53 ..... Manhattan, Kan.  
11/20/12.....W ... 62-47 ..... Nashville, Tenn.  
12/30/99.....W ... 72-58 ..... Nashville, Tenn.

**Texas** ..... **Texas leads 20-14**  
**H: 8-7 A: 3-12 N: 3-1**  
2/27/17.....L ... 61-69 ..... Manhattan, Kan.  
2/4/17.....L ... 58-63 ..... Austin, Texas  
2/17/16.....L ... 51-58 ..... Austin, Texas  
1/30/16.....L ... 51-66 ..... Manhattan, Kan.  
2/18/15.....L ... 58-76 ..... Austin, Texas  
2/4/15.....W ... 66-57 ..... Manhattan, Kan.  
2/12/14.....L ... 63-69 ..... Manhattan, Kan.  
1/5/14.....L ... 53-67 ..... Austin, Texas  
3/8/13.....W ... 51-49% ..... Dallas, Texas  
2/13/13.....W ... 68-47 ..... Manhattan, Kan.  
1/26/13.....L ... 40-59 ..... Austin, Texas  
2/18/12.....W ... 65-45 ..... Manhattan, Kan.  
2/1/12.....W ... 64-55 ..... Austin, Texas  
2/9/11.....L ... 59-69 ..... Manhattan, Kan.  
2/17/10.....L ... 41-62 ..... Austin, Texas  
3/4/09.....W ... 66-50 ..... Manhattan, Kan.  
1/16/08.....W ... 77-74 (OT) ..... Austin, Texas  
2/3/07.....L ... 34-61 ..... Manhattan, Kan.  
1/22/06.....L ... 70-71 (OT) ..... Austin, Texas  
3/10/05.....W ... 72-69% ..... Kansas City, Mo.  
2/16/05.....L ... 60-64 ..... Manhattan, Kan.  
2/29/04.....L ... 63-65 ..... Austin, Texas  
1/25/03.....W ... 71-69 ..... Manhattan, Kan.  
3/6/02.....W ... 79-63% ..... Kansas City, Mo.  
1/30/02.....W ... 80-76 (2OT) ..... Austin, Texas  
1/17/01.....W ... 72-63 ..... Manhattan, Kan.

1/5/00.....L ... 58-80 ..... Austin, Texas  
1/16/99.....W ... 75-65 ..... Manhattan, Kan.  
2/11/98.....L ... 57-73 ..... Austin, Texas  
1/11/97.....W ... 68-67 ..... Manhattan, Kan.  
12/15/84.....L ... 48-74 ..... Austin, Texas  
12/30/83.....L ... 78-82 ..... Manhattan, Kan.  
3/25/83.....L ... 70-73 (OT)# ..... Ruston, La.  
12/11/82.....L ... 73-93 ..... Austin, Texas  
% Big 12 Conference Championship  
# NCAA Midwest Regional

**Texas A&M** ..... **K-State leads 13-9**  
**H: 7-2 A: 5-4 N: 1-3**  
12/19/12.....L ... 60-83 ..... Las Vegas, Nev.  
2/8/12.....L ... 36-67 ..... College Station, Texas  
1/4/12.....W ... 71-69 (OT) ..... Manhattan, Kan.  
3/2/11.....W ... 71-67 ..... Manhattan, Kan.  
2/13/10.....L ... 63-69 ..... College Station, Texas  
3/13/09.....L ... 63-65% ..... Oklahoma City, Okla.  
3/1/09.....L ... 45-71 ..... Manhattan, Kan.  
1/13/08.....W ... 67-54 ..... College Station, Texas  
1/6/07.....W ... 48-45 ..... Manhattan, Kan.  
1/11/06.....L ... 39-66 ..... College Station, Texas  
1/19/05.....W ... 74-50 ..... Manhattan, Kan.  
2/18/04.....W ... 59-56 ..... College Station, Texas  
2/22/03.....W ... 88-49 ..... Manhattan, Kan.  
1/16/02.....W ... 66-61 ..... College Station, Texas  
2/20/01.....W ... 60-55 ..... Manhattan, Kan.  
1/15/00.....W ... 67-62 ..... College Station, Texas  
1/27/99.....L ... 59-73 ..... Manhattan, Kan.  
2/25/98.....L ... 76-81 ..... College Station, Texas  
1/25/97.....W ... 73-61 ..... Manhattan, Kan.  
12/2/88.....L ... 62-65 ..... Minneapolis, Minn.  
12/9/82.....W ... 83-72 ..... College Station, Texas  
11/25/76.....W ... 61-53 ..... Plainview, Texas

**Texas A&M-Corpus Christi** ..... **K-State leads 1-0**  
**H: 1-0 A: 0-0 N: 0-0**  
12/2/00.....W ... 63-54 ..... Manhattan, Kan.

**TCU** ..... **K-State leads 6-5**  
**H: 4-1 A: 2-3 N: 0-1**  
2/18/17.....W ... 68-65 ..... Fort Worth, Texas  
1/18/17.....W ... 74-63 ..... Manhattan, Kan.  
1/16/16.....W ... 58-49 ..... Manhattan, Kan.  
1/2/16.....L ... 73-87 ..... Fort Worth, Texas  
2/28/15.....L ... 47-67 ..... Fort Worth, Texas  
2/11/15.....W ... 93-79 ..... Manhattan, Kan.  
3/3/14.....L ... 46-51 ..... Manhattan, Kan.  
2/19/14.....L ... 44-64 ..... Fort Worth, Texas  
1/19/13.....W ... 57-54 ..... Fort Worth, Texas  
1/5/13.....W ... 59-58 ..... Manhattan, Kan.  
12/11/99.....L ... 62-71 ..... Springfield, Mo.

**UT-Arlington** ..... **K-State leads 4-0**  
**H: 4-0 A: 0-0 N: 0-0**  
12/7/16.....W ... 62-49 ..... Manhattan, Kan.  
12/3/15.....W ... 61-41 ..... Manhattan, Kan.  
12/4/14.....W ... 45-41 ..... Manhattan, Kan.  
12/14/08.....W ... 73-63 ..... Manhattan, Kan.

**UT Rio Grande Valley** ..... **K-State leads 3-0**  
**H: 2-0 A: 0-0 N: 1-0**  
12/7/15.....W ... 61-43 ..... Manhattan, Kan.  
12/2/05.....W ... 82-56 ..... Manhattan, Kan.  
12/12/87.....W ... 110-46 ..... Dallas, Texas

**UTSA** ..... **K-State leads 3-1**  
**H: 1-0 A: 1-1 N: 1-0**  
12/20/10.....L ... 55-72 ..... San Antonio, Texas  
12/21/09.....W ... 59-55 ..... Las Vegas, Nev.  
11/23/08.....W ... 80-51 ..... Manhattan, Kan.  
12/31/03.....W ... 75-45 ..... San Antonio, Texas

**Texas State** ..... **K-State leads 2-0**  
**H: 1-0 A: 0-0 N: 1-0**  
12/16/07.....W ... 90-52 ..... Manhattan, Kan.  
2/26/72.....W ... 67-53 ..... Houston, Texas

**Texas Tech** ..... **K-State leads 19-13**  
**H: 8-5 A: 9-6 N: 2-2**  
2/1/17.....W ... 65-53 ..... Manhattan, Kan.  
1/7/17.....W ... 68-54 ..... Manhattan, Kan.  
2/21/16.....W ... 65-53 ..... Manhattan, Kan.  
1/24/16.....W ... 65-53 ..... Lubbock, Texas  
2/15/15.....L ... 68-74(OT) ..... Manhattan, Kan.  
1/31/15.....W ... 41-38 ..... Lubbock, Texas  
2/15/14.....W ... 60-54 ..... Manhattan, Kan.  
1/14/14.....W ... 72-65 ..... Lubbock, Texas

3/2/13.....W ... 68-62 ..... Manhattan, Kan.  
1/9/13.....L ... 50-59 ..... Lubbock, Texas  
3/3/12.....L ... 64-63 ..... Manhattan, Kan.  
1/14/12.....W ... 62-61 ..... Lubbock, Texas  
1/15/11.....L ... 66-68 (2OT) ..... Lubbock, Texas  
3/11/10.....W ... 59-51 ..... Kansas City, Mo.  
2/24/10.....L ... 67-75 (OT) ..... Manhattan, Kan.  
1/21/09.....W ... 60-48 ..... Lubbock, Texas  
1/16/08.....W ... 71-45 ..... Manhattan, Kan.  
2/11/07.....W ... 66-59 ..... Lubbock, Texas  
1/4/06.....W ... 53-51 ..... Manhattan, Kan.  
1/22/05.....W ... 55-53 ..... Lubbock, Texas  
3/3/04.....W ... 85-73 ..... Manhattan, Kan.  
3/13/03.....L ... 65-71% ..... Dallas, Texas  
3/6/03.....L ... 64-73 ..... Lubbock, Texas  
1/27/02.....W ... 76-63 ..... Manhattan, Kan.  
1/31/00.....L ... 41-72 ..... Lubbock, Texas  
1/18/00.....L ... 47-51 ..... Manhattan, Kan.  
3/3/99.....L ... 55-74% ..... Kansas City, Mo.  
1/9/99.....L ... 60-73 ..... Lubbock, Texas  
2/28/98.....L ... 62-67 ..... Manhattan, Kan.  
1/5/97.....W ... 76-68% ..... Kansas City, Mo.  
1/18/97.....L ... 61-76 ..... Lubbock, Texas  
12/1/78.....W ... 83-66 ..... Lubbock, Texas  
% Big 12 Conference Championship

**Texas Southern** ..... **K-State leads 2-0**  
**H: 2-0 A: 0-0 N: 0-0**  
3/21/13.....W ... 72-44+ ..... Manhattan, Kan.  
12/1/00.....W ... 84-41 ..... Manhattan, Kan.  
+ Postseason WNIT

**Texas Women's College** ..... **K-State leads 2-0**  
**H: 1-0 A: 0-0 N: 1-0**  
2/6/79.....W ... 66-62 ..... Manhattan, Kan.  
2/17/73.....W ... 45-39 ..... Houston, Texas

**Towson** ..... **K-State leads 1-0**  
**H: 0-0 A: 0-0 N: 1-0**  
3/12/70.....W ... 52-42 ..... Boston, Mass.

**Tulane** ..... **Tulane leads 1-0**  
**H: 0-1 A: 0-0 N: 0-0**  
11/21/07.....L ... 57-60 ..... Cancun, Mexico

**Tulsa** ..... **K-State leads 4-0**  
**H: 2-0 A: 2-0 N: 0-0**  
11/14/16.....W ... 82-62 ..... Manhattan, Kan.  
11/13/15.....W ... 75-67 ..... Tulsa, Okla.  
1/22/82.....W ... 94-54 ..... Tulsa, Okla.  
11/22/80.....W ... 109-78 ..... Manhattan, Kan.

**UCLA** ..... **UCLA leads 3-0**  
**H: 0-1 A: 0-2 N: 0-0**  
12/19/80.....L ... 70-83 ..... Los Angeles, Calif.  
2/2/79.....L ... 60-64 ..... Manhattan, Kan.  
1/20/78.....L ... 62-123 ..... Los Angeles, Calif.

**UC Davis** ..... **K-State leads 2-0**  
**H: 1-0 A: 1-0 N: 0-0**  
12/12/10.....W ... 61-41 ..... Manhattan, Kan.  
12/29/09.....W ... 73-59 ..... Davis, Calif.

**UC Riverside** ..... **K-State leads 1-0**  
**H: 0-0 A: 0-0 N: 1-0**  
12/30/13.....W ... 74-42 ..... San Diego, Calif.

**UC Santa Barbara** ..... **K-State leads 3-0**  
**H: 1-0 A: 2-0 N: 0-0**  
12/15/13.....W ... 73-64 ..... Manhattan, Kan.  
12/29/12.....W ... 60-45 ..... Santa Barbara, Calif.  
12/29/86.....W ... 57-48 ..... Santa Barbara, Calif.

**UMKC** ..... **K-State leads 8-3**  
**H: 6-0 A: 2-3 N: 0-0**  
11/18/14.....W ... 65-36 ..... Manhattan, Kan.  
12/9/06.....W ... 64-56 ..... Kansas City, Mo.  
12/11/05.....W ... 75-42 ..... Manhattan, Kan.  
12/11/04.....W ... 63-31 ..... Kansas City, Mo.  
11/17/00.....W ... 62-49 ..... Manhattan, Kan.  
1/8/92.....L ... 48-72 ..... Kansas City, Mo.  
11/27/90.....W ... 63-57 ..... Manhattan, Kan.  
12/12/89.....L ... 54-60 ..... Kansas City, Mo.  
11/29/88.....W ... 54-35 ..... Manhattan, Kan.  
12/19/87.....L ... 73-77 ..... Kansas City, Mo.  
12/19/86.....W ... 72-61 ..... Manhattan, Kan.

**UNLV** ..... **K-State leads 4-2**  
**H: 1-0 A: 2-2 N: 1-0**  
 12/21/12.....W... 80-54 ..... Las Vegas, Nev.  
 12/20/11.....L... 38-44 ..... Las Vegas, Nev.  
 1/4/86.....W... 66-63 ..... Las Vegas, Nev.  
 1/27/78.....W... 89-62 ..... Lawrence, Kan.  
 1/18/78.....L... 84-113 ..... Las Vegas, Nev.  
 12/17/76.....W... 73-71 ..... Manhattan, Kan.

**USC** ..... **K-State leads 1-0**  
**H: 1-0 A: 0-0 N: 0-0**  
 11/20/02.....W... 73-61! ..... Manhattan, Kan.  
 ! Preseason WNIT

**Utah** ..... **Utah leads 4-2**  
**H: 1-2 A: 0-2 N: 1-0**  
 4/3/13.....L... 46-54 (OT) ... Manhattan, Kan.  
 11/28/98.....L... 58-76 ... Salt Lake City, Utah  
 12/6/97.....L... 57-68 ..... Manhattan, Kan.  
 12/17/94.....L... 46-61 ... Salt Lake City, Utah  
 1/1/94.....W... 49-41 ..... Manhattan, Kan.  
 3/23/77.....W... 70-32\$ ..... Minneapolis, Minn.  
 + Postseason WNIT  
 \$ AIAW National Tournament

**UTEP** ..... **K-State leads 4-3**  
**H: 1-1 A: 1-1 N: 2-1**  
 11/26/16.....W... 61-40 ..... St. Thomas USVI  
 11/25/14.....W... 72-43 ... Puerto Vallarta, Mexico  
 11/16/13.....L... 39-84 ..... El Paso, Texas  
 12/16/12.....L... 50-52 ..... Manhattan, Kan.  
 11/14/08.....W... 65-44 ..... El Paso, Texas  
 12/1/07.....W... 66-58 ..... Manhattan, Kan.  
 12/6/96.....L... 61-67 ..... Moscow, Idaho

**Valdosta State** ..... **VSU leads 1-0**  
**H: 0-0 A: 0-0 N: 0-1**  
 3/17/79.....L... 92-104\$ ..... Cookeville, Tenn.  
 \$ AIAW South Sectional Tournament

**Valparaiso** ..... **K-State leads 1-0**  
**H: 0-0 A: 0-0 N: 1-0**  
 3/21/04.....W... 71-63\$ ..... Minneapolis, Minn.  
 \$ NCAA Midwest Regional First Round

**Vanderbilt** ..... **Vandy leads 2-0**  
**H: 0-0 A: 0-0 N: 0-2**  
 3/23/09.....L... 61-74\$ ..... Albuquerque, N.M.  
 3/21/05.....L... 60-63\$ ..... Seattle, Wash.  
 \$\$ NCAA Raleigh Regional Second Round  
 \$ NCAA Kansas City Regional Second Round

**VCU** ..... **K-State leads 1-0**  
**H: 0-0 A: 0-0 N: 1-0**  
 12/20/09.....W... 73-67 ..... Las Vegas, Nev.

**Vermont** ..... **K-State leads 2-0**  
**H: 1-0 A: 0-0 N: 1-0**  
 12/30/10.....W... 68-39 ..... Hanover, N.H.  
 12/17/00.....W... 64-60 (OT) ... Manhattan, Kan.

**Villanova** ..... **K-State leads 1-0**  
**H: 0-0 A: 0-0 N: 1-0**  
 12/28/04.....W... 75-63 ..... Philadelphia, Pa.

**Virginia** ..... **K-State leads 1-0**  
**H: 0-0 A: 0-0 N: 1-0**  
 11/29/13.....W... 49-46 ..... Freeport, Bahamas

**Virginia State** ..... **K-State leads 1-0**  
**H: 0-0 A: 0-0 N: 1-0**  
 2/7/81.....W... 84-43 ... University Park, Pa.

**Washburn** ..... **K-State leads 5-0**  
**H: 2-0 A: 3-0 N: 0-0**  
 2/21/74.....W... 50-30 ..... Topeka, Kan.  
 12/7/73.....W... 78-16 ..... Manhattan, Kan.  
 2/1/72.....W... 39-15 ..... Manhattan, Kan.  
 1/14/72.....W... 59-26 ..... Topeka, Kan.  
 2/24/71.....W... 39-24 ..... Topeka, Kan.

**Washington** ..... **K-State leads 2-0**  
**H: 1-0 A: 1-0 N: 0-0**  
 12/30/08.....W... 73-60 ..... Seattle, Wash.  
 11/10/07.....W... 88-61 ..... Manhattan, Kan.

**Washington State** ..... **K-State leads 4-0**  
**H: 3-0 A: 1-0 N: 0-0**  
 11/20/09.....W... 70-63 ..... Manhattan, Kan.

12/28/08.....W... 74-58 ..... Pullman, Wash.  
 12/30/94.....W... 88-68 ..... Manhattan, Kan.  
 11/28/80.....W... 67-48 ..... Manhattan, Kan.

**Wayland Baptist** ..... **Wayland leads 10-3**  
**H: 1-4 A: 1-2 N: 1-4**  
 12/5/81.....W... 93-78 ..... Lincoln, Neb.  
 11/30/79.....W... 79-69 ..... Manhattan, Kan.  
 12/5/78.....W... 76-71 ..... Plainview, Texas  
 12/2/77.....L... 56-70 ..... Manhattan, Kan.  
 1/11/77.....L... 64-72 ..... Manhattan, Kan.  
 1/13/76.....L... 53-80 ..... Plainview, Texas  
 12/16/75.....L... 49-52 ..... Manhattan, Kan.  
 3/22/75.....L... 55-63\$ ..... Harrisonburg, Va.  
 1/11/75.....L... 44-91 ..... Plainview, Texas  
 11/23/74.....L... 57-97 ..... LaVern, Okla.  
 3/22/74.....L... 34-49\$ ..... Manhattan, Kan.  
 3/19/70.....L... 43-61 ..... Amarillo, Texas  
 3/20/69.....L... 21-76 ..... Amarillo, Texas  
 \$ AIAW National Tournament

**Wayne State** ..... **Wayne State leads 4-3**  
**H: 1-2 A: 0-2 N: 2-0**  
 12/3/76.....L... 57-59 ..... Wayne, Neb.  
 2/2/76.....W... 89-57 ..... Manhattan, Kan.  
 11/29/75.....W... 90-65 ..... Springfield, Mo.  
 3/10/73.....W... 43-39\$ ..... Warrensburg, Mo.  
 2/6/71.....L... 50-51 ..... Manhattan, Kan.  
 1/17/71.....L... 31-50 ..... Manhattan, Kan.  
 1/24/70.....L... 45-47 ..... Wayne, Neb.  
 \$ AIAW Region VI Tournament

**Weber State** ..... **K-State leads 2-0**  
**H: 2-0 A: 0-0 N: 0-0**  
 12/17/06.....W... 59-54 ..... Manhattan, Kan.  
 12/7/02.....W... 60-36 ..... Manhattan, Kan.

**Weatherford JC.** ..... **K-State leads 1-0**  
**H: 0-0 A: 0-0 N: 1-0**  
 1/10/76.....W... 66-59 ..... Temple, Texas

**West Texas State** ..... **K-State leads 1-0**  
**H: 0-0 A: 0-0 N: 1-0**  
 3/21/70.....W... 56-47 ..... Amarillo, Texas

**West Virginia** ..... **West Virginia leads 9-2**  
**H: 2-3 A: 0-5 N: 0-1**  
 2/15/17.....L... 59-66 ..... Morgantown, W. Va.  
 1/1/17.....W... 86-71 ..... Manhattan, Kan.  
 3/5/16.....L... 65-74% ..... Oklahoma City, Okla.  
 2/6/16.....L... 44-64 ..... Morgantown, W. Va.  
 1/6/16.....L... 53-72 ..... Manhattan, Kan.  
 3/3/15.....W... 59-55 ..... Manhattan, Kan.  
 1/21/15.....L... 51-63 ..... Morgantown, W. Va.  
 2/22/14.....L... 40-61 ..... Manhattan, Kan.  
 2/8/14.....L... 44-84 ..... Morgantown, W. Va.  
 2/26/13.....L... 57-66 ..... Morgantown, W. Va.  
 1/12/13.....L... 52-66 ..... Manhattan, Kan.  
 % Big 12 Conference Championship

**Western Carolina** ..... **WCU leads 1-0**  
**H: 0-0 A: 0-0 N: 1-0**  
 3/13/70.....L... 38-43 ..... Boston, Mass.

**Western Illinois** ..... **K-State leads 7-0**  
**H: 7-0 A: 0-0 N: 0-0**  
 12/21/15.....W... 84-45 ..... Manhattan, Kan.  
 11/21/10.....W... 63-53 ..... Manhattan, Kan.  
 1/2/08.....W... 68-53 ..... Manhattan, Kan.  
 11/21/03.....W... 76-48 ..... Manhattan, Kan.  
 1/3/03.....W... 84-40 ..... Manhattan, Kan.  
 11/21/00.....W... 63-54 ..... Manhattan, Kan.  
 11/28/86.....W... 84-46 ..... Manhattan, Kan.

**Western Kentucky** ..... **Series Tied 1-1**  
**H: 1-0 A: 0-0 N: 0-1**  
 3/28/06.....W... 57-56+ (OT) .. Manhattan, Kan.  
 1/3/86.....L... 69-95 ..... Las Vegas, Nev.  
 + Postseason WNIT

**Western Michigan** ..... **K-State leads 3-0**  
**H: 1-0 A: 1-0 N: 1-0**  
 2/20/02.....W... 92-75 ..... Manhattan, Kan.  
 11/26/01.....W... 91-62 ..... St. Thomas, V.I.  
 12/5/00.....W... 90-81 ..... Kalamazoo, Mich.

**Wichita State** ..... **K-State leads 41-8**  
**H: 20-4 A: 21-3 N: 2-1**  
 12/12/14.....L... 48-51 ..... Wichita, Kan.  
 11/20/13.....L... 46-69 ..... Manhattan, Kan.  
 12/4/12.....W... 48-43 ..... Wichita, Kan.  
 12/7/11.....W... 60-34 ..... Manhattan, Kan.  
 12/15/00.....W... 65-64 ..... Wichita, Kan.  
 12/18/99.....L... 66-76 ..... Manhattan, Kan.  
 12/11/96.....W... 63-59 ..... Manhattan, Kan.  
 11/28/95.....W... 54-44 ..... Wichita, Kan.  
 11/29/94.....W... 60-55 ..... Salina, Kan.  
 12/7/93.....L... 54-67 ..... Wichita, Kan.  
 1/26/93.....L... 54-66 ..... Manhattan, Kan.  
 12/14/91.....L... 60-70 ..... Wichita, Kan.  
 12/11/90.....W... 79-57 ..... Manhattan, Kan.  
 11/28/89.....W... 87-65 ..... Wichita, Kan.  
 12/29/88.....W... 67-54 ..... Manhattan, Kan.  
 12/8/87.....W... 75-53 ..... Wichita, Kan.  
 11/26/85.....W... 76-60 ..... Manhattan, Kan.  
 12/1/84.....W... 66-49 ..... Wichita, Kan.  
 1/9/84.....W... 92-71 ..... Manhattan, Kan.  
 11/29/83.....W... 68-53 ..... Wichita, Kan.  
 2/8/83.....W... 71-64 ..... Wichita, Kan.  
 12/18/82.....W... 77-59 ..... Manhattan, Kan.  
 2/27/82.....W... 68-63 ..... Wichita, Kan.  
 2/3/82.....W... 69-64 ..... Manhattan, Kan.  
 3/2/81.....L... 61-65! ..... Emporia, Kan.  
 2/3/81.....L... 66-67 ..... Manhattan, Kan.  
 1/10/81.....W... 93-70 ..... Wichita, Kan.  
 12/12/80.....W... 57-56 ..... Wichita, Kan.  
 2/28/80.....W... 73-71& ..... Pittsburg, Kan.  
 2/2/80.....W... 73-53 ..... Manhattan, Kan.  
 2/23/79.....W... 90-51 ..... Manhattan, Kan.  
 2/3/79.....W... 81-63 ..... Wichita, Kan.  
 2/25/78.....W... 78-33 ..... Wichita, Kan.  
 1/31/78.....W... 84-63 ..... Manhattan, Kan.  
 2/17/77.....W... 64-60 ..... Manhattan, Kan.  
 1/31/77.....W... 76-53 ..... Wichita, Kan.  
 1/6/77.....W... 77-47 ..... Wichita, Kan.  
 2/18/76.....W... 84-50 ..... Wichita, Kan.  
 12/9/75.....W... 65-45 ..... Manhattan, Kan.  
 2/7/75.....W... 82-48 ..... Wichita, Kan.  
 12/12/74.....W... 78-25 ..... Manhattan, Kan.  
 2/8/74.....W... 66-25 ..... Wichita, Kan.  
 1/22/74.....W... 87-21 ..... Manhattan, Kan.  
 2/10/73.....W... 87-21 ..... Manhattan, Kan.  
 1/20/73.....W... 57-35 ..... Wichita, Kan.  
 2/4/72.....W... 49-37 ..... Manhattan, Kan.  
 1/26/72.....W... 44-40 ..... Wichita, Kan.  
 2/27/71.....W... 59-32 ..... Manhattan, Kan.  
 1/22/71.....W... 43-38 ..... Wichita, Kan.  
 ! AIAW Playoff Game  
 & AIAW Southern Subregional

**William Penn** ..... **William Penn leads 9-3**  
**H: 1-2 A: 0-4 N: 2-3**  
 1/28/77.....L... 61-75 ..... Oskaloosa, Iowa  
 12/10/76.....W... 57-53 ..... Manhattan, Kan.  
 3/6/76.....L... 59-74# ..... Moorhead, Minn.  
 2/9/76.....L... 59-72 ..... Oskaloosa, Iowa  
 2/7/76.....W... 63-61 ..... Normal, Ill.  
 12/13/75.....L... 58-65 ..... Manhattan, Kan.  
 3/21/75.....W... 54-43\$ ..... Harrisonburg, Va.  
 3/8/75.....L... 57-64# ..... Lawrence, Kan.  
 2/8/75.....L... 57-74 ..... Manhattan, Kan.  
 11/29/74.....L... 44-53 ..... Oskaloosa, Iowa  
 3/8/74.....L... 46-52# ..... Brookings, S.D.  
 2/16/74.....L... 47-58 ..... Oskaloosa, Iowa  
 # AIAW Region VI Tournament  
 \$ AIAW National Tournament

**William Jewell** ..... **K-State leads 1-0**  
**H: 1-0 A: 0-0 N: 0-0**  
 12/8/14.....W... 66-53 ..... Manhattan, Kan.

**Wisconsin** ..... **Wisconsin leads 1-0**  
**H: 0-0 A: 0-0 N: 0-1**  
 11/24/06.....L... 53-56 ..... Las Vegas, Nev.

**Wisconsin-La Crosse** ..... **K-State leads 1-0**  
**H: 0-0 A: 0-0 N: 1-0**  
 2/7/76.....W... 84-63 ..... Normal, Ill.

**Wyoming** ..... **K-State leads 4-3**  
**H: 3-0 A: 1-2 N: 0-1**  
 11/15/07.....L... 44-56 ..... Laramie, Wyo.  
 3/28/07.....L... 79-89 (30T)# ..... Laramie, Wyo.  
 11/17/06.....W... 68-62 (OT) ... Manhattan, Kan.  
 11/28/05.....W... 65-55 ..... Laramie, Wyo.

11/19/04.....W... 85-42 ..... Manhattan, Kan.  
 11/24/00.....L... 70-73 (OT) ..... Corvallis, Ore.  
 12/29/79.....W... 75-54 ..... Manhattan, Kan.  
 # Postseason WNIT

**Yale** ..... **K-State leads 2-0**  
**H: 1-0 A: 0-0 N: 1-0**  
 1/2/10.....W... 78-59 ..... Manhattan, Kan.  
 11/30/97.....W... 75-47 ..... Chicago, Ill.



Entering the 50th year of Kansas State women's basketball, the Wildcats have had 40 players surpass the 1,000-point barrier in their careers. The following is a ranking of the 40 players in school history to reach the mark.

## 1. KENDRA WECKER

2,333 POINTS



WECKER

5-11 • Forward • 2001-05 • Marysville, Kan.

Kodak/WBCA All-American (2005) • Big 12 Conference Player of the Year (2005) • Senior CLASS Award Recipient (2005) • Collegiate Basketball Award of Excellence finalist (2005) • Two-time AP All-American Third Team (2003, 2004) • Two-time USBWA All-American (2003, 2005) • Three-time Naismith National Player of the Year Award finalist (2003, 2004, 2005) • Three-time All-Big 12 First Team selection (2003, 2004, 2005) and 2002 All-Big 12 Third Team selection • Two-time Wade Trophy and John R. Wooden Award finalist (2004, 2005) • Three-time CoSIDA Academic All-District (2003, 2004, 2005) • 2002 All-Big 12 Honorable Mention selection • Two-time Big 12 All-Tournament Team selection (2002, 2005) • Three-time Academic All-Big 12 First Team selection (2003, 2004, 2005) • Seven-time Big 12 Player of the Week • WBCA Division I Player of the Month (February 2005) • Named Preseason WNIT MVP in 2002-03 • Ranks first all-time in career scoring (2,333) and first all-time in career rebounding (1,087) at K-State • Also holds school records for most career double-doubles (52), career field goals made (935) and career field goals attempted (1,913) • Became the first Wildcat and second player in league history to record 2,000 points and 1,000 rebounds in a career • Won a gold medal as a member of the 2003 USA Basketball World Championship For Young Women Team • Her No. 53 jersey was retired on Feb. 26, 2005 • Drafted No. 4 overall by the San Antonio Silver Stars in the 2005 WNBA Draft • Inducted into the State of Kansas Sports Hall of Fame in 2011 • Inducted into the Kansas State Athletics Hall of Fame in 2016.

Years	GP	FG	3FG	FT	Reb/Avg.	A	TO	BK	ST	Pts./Avg.
2001-02	34	221	29	86	264/7.8	97	98	20	60	557/16.4
2002-03	34	257	56	76	281/8.3	125	115	10	62	646/19.0
2003-04	31	217	28	59	250/8.1	83	70	22	58	521/16.8
2004-05	29	240	40	89	292/10.1	74	73	19	47	609/21.0
<b>Totals</b>	<b>128</b>	<b>935</b>	<b>153</b>	<b>310</b>	<b>1,087-8.5</b>	<b>379</b>	<b>356</b>	<b>71</b>	<b>227</b>	<b>2,333-18.2</b>

## WNBA Career

San Antonio Silver Stars (2005-07); Washington Mystics (2008)

Years	GP	FG	3FG	FT	Reb/Avg.	A	TO	BK	ST	Pts./Avg.
2005 (SAS)	1	2	0	0	0/0.0	2	1	0	1	4/4.0
2006 (SAS)	34	75	19	21	84/2.5	47	32	3	11	190/5.6
2007 (SAS)	14	6	0	4	8/0.3	4	3	1	3	16/1.1
2008 (WAS)	9	2	1	0	11/1.2	7	7	0	3	5/0.6
<b>Totals</b>	<b>58</b>	<b>85</b>	<b>20</b>	<b>25</b>	<b>103/1.8</b>	<b>60</b>	<b>43</b>	<b>4</b>	<b>18</b>	<b>215/3.7</b>

## 2. NICOLE OHLDE

2,241 POINTS



OHLDE

6-5 • Center • 2000-04 • Clay Center, Kan.

Two-time consensus First Team All-American - Kodak/WBCA, AP and USBWA (2003, 2004) • Two-time State Farm Wade Trophy and Naismith National Player of the Year awards finalist (2003, 2004) • John R. Wooden Award Finalist (2004) • Two-time Big 12 Conference Player of the Year (2003, 2004) • 2004 CoSIDA Second Team Academic All-America • 2002 AP Honorable Mention All-American • Three-time Kodak All-District selection (2002, 2003, 2004) • 2002 ESPN The Magazine Center of the Year Finalist • Three-time CoSIDA Academic All-District • Four-time All-Big 12 selection (2002, 2003, 2004, First Team - 2001, Third Team) • 2001 Big 12 Conference Freshman of the Year • Three-time Academic All-Big 12 First Team selection (2002, 2003, 2004) • WBCA Division I Player of the Month (January 2004) • Senior CLASS Award finalist (2004) • Two-time Honda Women's Basketball Award finalist (2003, 2004) • Collegiate Basketball Award of Excellence recipient (2004) • Ranked second in the school record books in career scoring (2,241), rebounds (995), field goals made (882), career blocks (204) and career double-doubles (39) • Ranked first in career free throws made (476) and free throws attempted (707) • Ranks third for career minutes played (4,103) • Owns the school record for career games with 10 or more points in a game (117) • Seven-time Big 12 Player of the Week honoree


• Drafted No. 6 overall by the Minnesota Lynx in the 2004 WNBA Draft • Played 21 games including every game of the postseason, for the 2009 WNBA champion Phoenix Mercury • Won two gold medals as a member of the USA Basketball World Championship For Young Women Teams in 2002 and 2003 • The most decorated player ever in school history, her No. 3 jersey was retired on March 3, 2004 • Named Big 12 Female Athlete of the Year in 2004 • Inducted into the State of Kansas Sports Hall of Fame in 2013 • Inducted into the Kansas State Athletics Hall of Fame in 2016.

Years	GP	FG	3FG	FT	Reb/Avg.	A	TO	BK	ST	Pts./Avg.
2000-01	27	191	0	82	220-8.1	45	86	17	41	464/17.2
2001-02	34	245	0	120	262-7.7	94	96	69	49	610/17.9
2002-03	34	243	1	138	306-9.0	109	93	65	31	625/18.4
2003-04	31	203	0	136	207-6.7	119	68	53	26	542/17.5
<b>Totals</b>	<b>126</b>	<b>882</b>	<b>1</b>	<b>476</b>	<b>995-7.9</b>	<b>367</b>	<b>343</b>	<b>204</b>	<b>147</b>	<b>2,241-17.8</b>

## WNBA Career

Minnesota Lynx (2004-08); Phoenix Mercury (2009-10); Tulsa Shock (2010)

Years	GP	FG	3FG	FT	Reb/Avg.	A	TO	BK	ST	Pts./Avg.
2004 (MIN)	34	136	0	125	194/5.7	60	74	45	16	397/11.7
2005 (MIN)	34	133	0	116	194/5.7	78	84	22	21	382/11.2
2006 (MIN)	34	120	0	87	190/5.6	54	74	25	20	327/9.6
2007 (MIN)	34	128	0	136	208/6.1	56	82	20	17	392/11.5
2008 (MIN)	34	73	0	51	112/3.3	45	50	22	10	197/5.8
2009 (PHO)	21	38	0	33	59/2.8	6	29	20	5	109/5.2
2010 (PHO/TUL)	32	62	0	31	83/2.6	27	41	17	11	155/4.8
<b>Totals</b>	<b>223</b>	<b>690</b>	<b>0</b>	<b>579</b>	<b>1040/4.7</b>	<b>326</b>	<b>434</b>	<b>171</b>	<b>100</b>	<b>1959/8.8</b>



## 3. BRITTANY CHAMBERS

2,156 POINTS



CHAMBERS

5-8 • Guard • 2009-13 • Jordan, Minn.

2013 Associated Press All-America Honorable Mention • 2013 WBCA All-America Honorable Mention • 2013 WBCA All-Region 5 • 2013 Senior CLASS Award All-Senior All-America Second Team • 2013 Senior CLASS Award finalist • 2013 Postseason WNIT All-Tournament Team • Three-time All-Big 12 First Team selection (2011, 2012 & 2013) • Three-time Academic All-Big 12 First Team selection (2011, 2012 & 2013) • 2013 Waco Tribune All-Big 12 First Team • 2013 Big 12 Scholar-Athlete of the Year • 2012 World Vision Classic All-Tournament Team • 2012-13 Preseason All-Big 12 Honorable Mention selection • Capital One/CoSIDA Academic All-District VII Third Team selection (2011) • Five-time Big 12 Player of the Week selection • Third player in school history and fourth player among Big 12 schools with 2,000 career points, 850 career rebounds and 350 career assists • Third player, and the only guard, to rank among the top-10 in school history in career scoring, rebounding and assists • Ranks third in school history for career points (2,156) • Set the school record for points in a season (778) • Set the school record for points per game in a season (21.0) • Set the single game school record for points with 42 against Texas Southern on March 21, 2013 • Set the school record for consecutive games with a point (134) • Finished second in school history for career games with 10 or more points (109) • Holds school record for 30 point games in a career (6) • Ranks fifth in school history for career rebounds (862) • Ranks eighth in school history for career assists (363) • Ranks ninth in school history for career double-doubles (15) • Ranks second in school and Big 12 history and ninth in NCAA Division I history for career 3-point field goals made (350) • Holds school record for career 3-point field goals attempted (974) • Set the school and Big 12 records for 3-point field goals made (117) and attempted (310) by a senior • Holds school record for career games played (135) and career games started (130) • Holds the school record for minutes played in a career (4,738) and a season (1,379) • Drafted No. 22 overall by the Los Angeles Sparks in the 2013 WNBA Draft.

Years	GP	FG	3FG	FT	Reb/Avg.	A	TO	BK	ST	Pts./Avg.
2009-10	32	129	65	65	185/5.8	80	98	2	22	388/12.1
2010-11	32	187	88	52	185/5.8	84	113	2	38	514/16.1
2011-12	34	162	80	72	211/6.2	77	114	4	38	476/14.0
2012-13	37	273	117	115	281/7.6	122	103	3	46	778/21.0
<b>Totals</b>	<b>135</b>	<b>751</b>	<b>350</b>	<b>304</b>	<b>862/6.4</b>	<b>363</b>	<b>428</b>	<b>11</b>	<b>144</b>	<b>2,156/16.0</b>



SWEAT

## 4. ASHLEY SWEAT

1,805 POINTS

6-2 • Forward • 2006-2010 • McPherson, Kan.

2010 Lowe's Senior CLASS All-Senior All-America First Team • 2010 CoSIDA/ESPN the Magazine Academic All-America Third Team • 2010 CoSIDA/ESPN the Magazine Academic All-District VII First Team • 2010 All-Big 12 First Team • 2010 Dallas Morning News All-Big 12 Second Team • 2009 All-Big 12 First Team • 2009 Dallas Morning News All-Big 12 Second Team • 2009 CoSIDA/ESPN the Magazine Academic All-District VII Second Team • Three-time Academic All-Big 12 First Team recipient • 2007 Postseason WNIT All-Tournament team • 2007 All-Big 12 Rookie Team • 2007 Waco Tribune Big 12 All-Rookie Team • Point total from 2008-09 season was third highest by a junior in school history • Most points in a season since 2004-05 • Set the school record with 33 consecutive free throws made during the 2009 season • Ranks 28th in school history for career rebounds with 441 • Is the 25th player in school history to record 1,000 points and 400 rebounds for her career.

Years	GP	FG	3FG	FT	Reb./Avg.	A	TO	BK	ST	Pts./Avg.
2006-07	34	141	27	78	166/4.9	39	56	18	34	387/11.4
2007-08	32	127	29	76	108/3.4	35	68	23	27	359/11.2
2008-09	33	197	19	132	167/5.1	45	73	11	39	545/16.5
2009-10	32	172	35	135	163/5.1	50	68	18	35	514/16.1
Totals	131	637	110	421	604/4.6	169	265	70	135	1,805/13.8

## 5. LAURIE KOEHN

1,733 POINTS

5-8 • Guard • 2001-05 • Hesston, Kan.

K-State and Big 12 Conference all-time career leader in 3-point field goals made (392) • 2005 CoSIDA Second Team Academic All-America • 2004 CoSIDA First Team Academic All-America • Two-time All-Big 12 Second Team selection (2004, 2005) • 2002 All-Big 12 Third Team • Four-time Academic All-Big 12 First Team honoree • Holds the school and Big 12 record for career three-point field goal attempts (942) • Also set a Big 12 record for career free throw percentage shooting 87.7 from the charity stripe (193-of-220) • Named 2001-02 ESPN.com Rookie of the Year • Won a gold medal with the 2002 USA Basketball World Championship For Young Women Team and a silver medal as a member of the 2003 USA Basketball Pan American Games Team • Three-time Big 12 Freshman of the Week pick • Finished third in the Mountain Dew College Three-Point Shootout in 2004-05 • Signed a free agent contract with the WNBA's Washington Mystics for the 2005 season. • Won the Three-Point Shootout at the 2007 WNBA All-Star Game.

Years	GP	FG	3FG	FT	Reb./Avg.	A	TO	BK	ST	Pts./Avg.
2001-02	34	192	122	94	114-3.4	85	103	3	36	600-17.6
2002-03	24	106	72	33	82-3.4	44	43	2	19	317-13.2
2003-04	31	140	100	39	75-2.4	41	40	1	21	419-13.5
2004-05	32	136	98	27	91-2.8	48	52	4	36	397-12.4
Totals	121	574	392	193	362-3.0	218	238	10	112	1,733-14.3

## WNBA Career

Washington Mystics (2005-08); Atlanta Dream (2012)

Years	GP	FG	3FG	FT	Reb./Avg.	A	TO	BK	ST	Pts./Avg.
2005 (WAS)	30	37	35	4	11/0.4	10	6	0	2	113/3.8
2006 (WAS)	32	23	22	3	12/0.4	8	5	2	2	71/2.2
2007 (WAS)	28	13	12	2	8/0.3	5	3	0	0	40/1.4
2008 (WAS)	30	24	23	0	11/0.4	3	10	0	0	71/2.4
2012 (ATL)	23	14	13	0	10/0.4	3	6	0	2	41/1.8
Totals	143	111	105	9	52/0.4	29	30	2	6	336/2.3

## 6. DIANA MILLER

1,705 POINTS

5-11 • Forward • 1987-91 • Hutchinson, Kan.

1990 Kodak All-District Team selection • Ranked fourth all-time in career scoring (1,705) • 1990 Honorable Mention All-American • Co-Big Eight Conference Player of the Year in 1990 • Two-time All-Big Eight First Team selection (1990, 1991) • Two-time All-Big Eight Honorable Mention (1988, 1989) • Ranked 10th in career blocks (45), seventh in rebounds (747) and 15th in assists (236).

Years	GP	FG	3FG	FT	Reb./Avg.	A	TO	BK	ST	Pts./Avg.
1987-88	28	117	8	41	195-7.0	61	104	5	43	283-10.1
1988-89	29	149	15	71	192-6.6	57	99	86	86	384-13.2
1989-90	30	197	45	80	195-6.5	48	86	19	42	519-17.3
1990-91	27	194	44	87	165-6.1	70	86	13	39	519-19.2
Totals	114	657	112	279	747-6.6	236	375	45	168	1,705-15.0

## 7. NADIRA HAZIM

1,670 POINTS

5-8 • Guard • 1987-91 • Topeka, Kan.

1991 Kodak All-District selection • Honorable Mention All-American in 1991 • 1991 All-Big Eight First Team selection • Two-time All-Big Eight Second Team pick (1989, 1990) • Tied for fourth on the single game steals list with nine (twice) and third in career free throws (334) • Ranked fourth in career steals (260) and ninth in assists (278).

Years	GP	FG	3FG	FT	Reb./Avg.	A	TO	BK	ST	Pts./Avg.
1987-88	28	123	0	72	122-4.4	79	123	3	67	318-11.4
1988-89	27	166	1	48	118-4.4	50	77	1	54	381-14.1
1989-90	30	180	1	106	160-5.3	70	100	8	76	467-15.6
1990-91	27	186	24	108	154-5.7	79	105	7	63	504-18.7
Totals	112	655	26	334	554-5.0	278	405	19	260	1,670-14.9

## 7. EILEEN FEENEY

1,670 POINTS

5-11 • Forward • 1976-80 • East Hanover, N.J.

Ranked fifth in career rebounding (783) and fifth in career scoring (1,670) • Tied for third in single game rebounding (19) • All-Big Eight Second Team selection in 1980 • Named to the Big Eight All-Tournament Team in 1980.

Years	GP	FG	3FG	FT	Reb./Avg.	A	TO	BK	ST	Pts./Avg.
1976-77	35	147	—	36	162-4.6	—	—	—	—	330-9.4
1977-78	34	209	—	44	210-6.2	—	—	—	—	462-13.6
1978-79	31	194	—	31	192-6.2	—	—	—	—	419-13.5
1979-80	34	208	—	43	219-6.4	—	—	—	—	459-13.5
Totals	134	758	—	154	783-5.9	—	—	—	—	1,670-12.5



LEWIS

## 9. BREANNA LEWIS

1,552 POINTS

6-5 • Center • 2013-17 • Milwaukee, Wis.

2017 WBCA All-Region 3 Team • 2017 All-Big 12 First Team • 2017 Big 12 All-Defensive Team • 2017 Academic All-Big 12 First Team • 2016-17 Naismith Trophy Watch List • 2016-17 Senior CLASS Award candidate • 2016 Paradise Jam All-Tournament Team (Island Division) • 2016-17 Preseason All-Big 12 Team • 2016 All-Big 12 First Team • 2016 Big 12 All-Defensive Team • 2016 Waco Tribune-Herald All-Big 12 First Team • 2015-16 Preseason All-Big 12 Honorable Mention • 2015 All-Big 12 Second Team • 2015 Big 12 All-Defensive Team • 2014 Big 12 Academic All-Rookie Team • Ranks fifth all-time in career rebounds (865) at K-State • Fourth player in school history with 1,500 or more career points and 800 or more career rebounds • Holds school record for career blocks (282) and ranks seventh in Big 12 history • Second in school history for career blocks per game (2.20) • Tied for sixth in school history for career double-doubles (21) • Fifth in school history for career field goals made (666) • Ninth in school history for career field goal percentage (.524) • Tied for fourth in school history for career starts (123) • Drafted No. 23 overall by the Dallas Wings in the 2017 WNBA Draft.

Years	GP	FG	3FG	FT	Reb./Avg.	A	TO	BK	ST	Pts./Avg.
2013-14	29	73	0	20	133/4.6	8	56	44	16	166/5.7
2014-15	33	157	0	66	211/6.4	24	85	97	50	380/11.5
2015-16	32	231	0	73	241/7.5	16	84	82	47	535/16.7
2016-17	34	205	0	61	280/8.2	18	58	59	34	471/13.9
Totals	128	666	0	220	865/6.8	66	283	282	147	1552/12.1

## WNBA Career

Dallas Wings (2017)

Years	GP	FG	3FG	FT	Reb./Avg.	A	TO	BK	ST	Pts./Avg.
2017 (DAL)	13	2	0	3	9/0.7	2	7	0	0	7/0.5
Totals	13	2	0	3	9/0.7	2	7	0	0	7/0.5

## 10. TAMMIE ROMSTAD

1,548 POINTS

6-1 • Center • 1978-82 • Independence, Mo.

Two-time Wade Trophy finalist (1981, 1982) • Kodak All-Region VI • American Women's Sports Team Third Team All-American • 1980 Women's Basketball League Region VI All-American • Member of the 1977 U.S. Select National Team • Holds K-State's single season scoring (686) and rebounding marks (337) • Jersey retired (#33) on March 1, 2009. • Holds K-State's single season scoring (686) and rebounding marks (337) • Jersey retired (#33) on March 1, 2009. • Inducted into the Kansas State Athletics Hall of Fame in 2013.

Years	GP	FG	3FG	FT	Reb./Avg.	A	TO	BK	ST	Pts./Avg.
1978-79	21	45	—	23	75-3.6	—	—	—	—	113-5.4
1979-80	35	292	—	102	337-9.6	—	—	—	—	686-19.6
1980-81	14	100	—	33	116-8.3	—	—	—	—	233-16.7
1981-82	32	218	—	80	251-7.8	—	—	—	—	516-16.1
Totals	102	655	—	238	779-7.3	—	—	—	—	1,548-15.2

## 11. BRIT JACOBSON

1,519 POINTS

5-7 • Guard • 1994-98 • Chugiak, Alaska

Three-time Honorable Mention All-Conference selection • 1998 Academic All-Big 12 selection • Ranked second all-time in free throws made (348) and free throw attempted (541) • Also ranked eighth in field goals made (562), seventh in field goals attempted (1,356), 11th in career assists (276) and sixth in career steals (219).

Years	GP	FG	3FG	FT	Reb./Avg.	A	TO	BK	ST	Pts./Avg.
1994-95	27	136	1	94	138-5.1	48	100	2	34	367-13.6
1995-96	30	166	9	102	162-5.4	35	94	5	57	443-14.8
1996-97	27	133	28	70	116-4.3	75	99	1	54	364-13.5
1997-98	28	127	9	82	123-4.4	118	113	7	74	345-12.3
Totals	112	562	47	348	539-4.8	276	406	15	219	1,519-13.6

## 12. SHANELE STIRES

1,344 POINTS

5-11 • Guard • 1992-95 • Salina, Kan.

Selected to the 1995 Kodak All-District V team • Honorable Mention Kodak All-American in 1995 • 1995 All-Big Eight First Team and 1994 All-Big Eight Second Team selection in 1994 • Played professionally with the WNBA's Minnesota Lynx in 2001 and 2002 • Played professionally overseas in Greece and Sweden • Also played three years for the Columbus Quest of the ABL • Ranks eighth in career steals (170) and ninth in career rebounds (701).

Years	GP	FG	3FG	FT	Reb./Avg.	A	TO	BK	ST	Pts./Avg.
1992-93	27	138	7	78	244-9.0	59	99	7	55	361-13.4
1993-94	27	169	29	95	234-8.7	65	86	1	60	462-17.1
1994-95	27	194	36	97	223-8.3	52	63	3	55	521-19.3
Totals	81	501	72	270	701-8.7	379	386	20	382	1,344-16.6

## WNBA Career

Minnesota Lynx (2000-02)

Years	GP	FG	3FG	FT	Reb./Avg.	A	TO	BK	ST	Pts./Avg.
2000 (MIN)	21	13	5	4	14/0.7	7	14	0	6	35/1.7
2001 (MIN)	18	20	6	5	27/1.5	14	19	4	8	51/2.8
2002 (MIN)	9	2	1	1	6/0.7	1	2	1	0	6/0.7
Totals	48	35	12	10	47/1.0	22	35	5	14	92/1.9





WILLIAMS



FINKES



GIPSON



MAHONEY



WESEMANN



C. JONES



CHILDS



COGGINS



REUSSER



LEHNING

**13. KIMBERLY DIETZ****1,321 POINTS****5-9 • Guard • 2004-08 • Boulder, Colo.**

2008 AP All-American Honorable Mention selection • 2008 All-Big 12 First Team selection • 2008 Waco Tribune All-Big 12 First Team selection • 2008 Kansas City Star All-Big 12 Second Team • 2008 Dallas Morning News All-Big 12 Second Team • Three-time Academic All-Big 12 selection • Named to the 2006 WNIT All-Tournament Team • Ranks ninth in career assists with (306) and is the fourth player in school history to tally 1,300 points and 300 assists for her career • Ranks fourth in school history and 10th in Big 12 history for career 3-point field goals made with 230 • Ranks third in school history and seventh in Big 12 history for career 3-point field goals attempted with 679 • Tied for seventh in school history for career games played with 126.

Years	GP	FG	3FG	FT	Reb/Avg.	A	TO	BK	ST	Pts./Avg.
2004-05	28	22	12	8	26-0.9	34	19	6	8	64-2.3
2005-06	34	112	67	65	100-2.9	90	66	10	26	356-10.5
2006-07	34	156	78	63	106-3.1	99	94	12	45	453-13.3
2007-08	30	163	73	49	72-2.4	83	87	13	40	448-14.9
<b>Totals</b>	<b>126</b>	<b>453</b>	<b>230</b>	<b>185</b>	<b>304-2.4</b>	<b>306</b>	<b>266</b>	<b>41</b>	<b>119</b>	<b>1,321-10.5</b>

**14. GAYLA WILLIAMS****1,320 POINTS****5-6 • Guard • 1977-81 • Cedar Point, Kan.**

1981 All-Big Eight First Team selection • Named to the All-Big Eight Tournament Team in 1981 • Member of the 1979 National Sports Festival Midwest Team • 1981 CoSIDA Academic All-District selection • Ranked 13th in career assists (249) and tied for sixth in single season assists (139) • Sixth in single-season free throw percentage (.848, 56-66) • Also ranked second in career games played (131) and sixth in games started (115).

Years	GP	FG	3FG	FT	Reb/Avg.	A	TO	BK	ST	Pts./Avg.
1977-78	32	128	—	60	110-3.4	—	—	—	—	316-9.9
1978-79	31	117	—	76	83-2.7	—	—	—	—	310-10.0
1979-80	35	117	—	64	88-2.5	—	—	—	—	326-9.3
1980-81	33	156	—	56	85-2.6	—	—	—	—	368-11.2
<b>Totals</b>	<b>131</b>	<b>518</b>	<b>—</b>	<b>256</b>	<b>366-2.8</b>	<b>—</b>	<b>—</b>	<b>—</b>	<b>—</b>	<b>1,320-10.1</b>

**15. ANGIE FINKES****1,314 POINTS****6-0 • Forward • 1996-2000 • St. Paris, Ohio**

Three-time All-Big 12 Conference Honorable Mention selection (1997, 1998, 1999) • Three-time Academic All-Big 12 Honorable Mention • 1999-00 Successful Farming Magazine All-American Farm Team Honorable Mention • Ranked 11th in career rebounds (627), ninth in field goals made (539) and 10th in field goals attempted (1,249).

Years	GP	FG	3FG	FT	Reb/Avg.	A	TO	BK	ST	Pts./Avg.
1996-97	31	90	0	45	118-3.8	25	48	7	11	225-7.3
1997-98	28	159	0	71	153-5.5	39	97	5	31	389-13.9
1998-99	26	135	3	45	156-6.0	47	77	4	25	318-12.2
1999-00	30	155	0	72	129-6.7	54	89	9	26	382-12.7
<b>Totals</b>	<b>115</b>	<b>539</b>	<b>3</b>	<b>233</b>	<b>627-5.5</b>	<b>165</b>	<b>311</b>	<b>25</b>	<b>93</b>	<b>1,314-11.4</b>

**16. MARLIES GIPSON****1,313 POINTS****6-0 • Forward • 2005-09 • McPherson, Kan.**

Two-time All-Big 12 Second Team selection • 2008 Dallas Morning News All-Big 12 First Team • 2008 Kansas City Star All-Big 12 Second Team • 2009 CoSIDA/ESPN The Magazine Academic All-District VII Second Team • Three-time Academic All-Big 12 First Team • Second in school history for blocked shots in a career with 257 and ranks fifth in Big 12 history • Holds the school record for blocked shots by a freshman (62), junior (70) and senior (86) • First player in school history to block 70 or more shots in two straight seasons and the first player to ever block 70 shots and 80 shots in a season • Ranks fifth in school history for career rebounds (811) and is the sixth player in school history to record 1,000 points and 800 rebounds for her career • Ranks 21st in school history for career assists (207) • Is tied for seventh in school history for career starts (115).

Years	GP	FG	3FG	FT	Reb/Avg.	A	TO	BK	ST	Pts./Avg.
2005-06	34	122	7	31	216/6.4	54	76	62	41	283/8.3
2006-07	16	88	4	24	132/8.3	25	37	39	20	209/13.1
2007-08	32	161	6	47	241/7.5	52	55	70	38	380/11.9
2008-09	33	197	5	43	222/6.7	76	72	86	39	442/13.4
<b>Totals</b>	<b>115</b>	<b>568</b>	<b>22</b>	<b>145</b>	<b>811/7.1</b>	<b>207</b>	<b>240</b>	<b>257</b>	<b>138</b>	<b>1,313/11.4</b>

**17. MEGAN MAHONEY****1,307 POINTS****6-0 • Forward/Guard • 2001-05 • Sturgis, S.D.**

• Two-time All-Big 12 Honorable Mention (2004, 2005) and 2003 All-Big 12 First Team selection • Three-time Academic All-Big 12 First Team • Second in school history for career assists (589) • First Wildcat in school history to record four-straight 100+ assist seasons • Two-time All-Big 12 Honorable Mention (2004, 2005) and 2003 All-Big 12 First Team selection • Three-time Academic All-Big 12 First Team • At the time, was the second Kansas State player ever to record a triple-double with 12 points, 10 rebounds and 12 assists vs. Saint Louis on Dec. 6, 2003 • Named to the Big 12 All-Tournament Team in 2005 • Played and started in a school-record 129 consecutive career games since the beginning of her freshman season in 2001-02 • Drafted No. 34 overall by the Connecticut Sun in the 2005 WNBA Draft.

Years	GP	FG	3FG	FT	Reb/Avg.	A	TO	BK	ST	Pts./Avg.
2001-02	34	105	27	49	183-5.4	157	111	13	53	286-8.4
2002-03	34	170	56	77	216-6.4	164	105	9	50	473-13.9
2003-04	31	98	23	40	218-7.0	162	80	16	36	259-8.4
2004-05	30	113	11	52	187-6.2	106	67	14	38	289-9.6
<b>Totals</b>	<b>129</b>	<b>486</b>	<b>117</b>	<b>218</b>	<b>804-6.2</b>	<b>589</b>	<b>363</b>	<b>52</b>	<b>177</b>	<b>1,307-10.1</b>

**WNBA Career**

Connecticut Sun (2006-07)

Years	GP	FG	3FG	FT	Reb/Avg.	A	TO	BK	ST	Pts./Avg.
2006 (CON)	31	26	7	17	66/2.1	24	25	1	7	76/2.5
2007 (CON)	18	7	1	16	14/0.8	8	11	1	4	31/1.7
<b>Totals</b>	<b>49</b>	<b>33</b>	<b>8</b>	<b>33</b>	<b>80/1.6</b>	<b>32</b>	<b>36</b>	<b>2</b>	<b>11</b>	<b>107/2.2</b>

**18. KINDRED WESEMANN****1,295 POINTS****5-7 • Guard • 2013-17 • Pleasant Hill, Mo.**

2017 All-Big 12 First Team • 2017 Academic All-Big 12 First Team • 2016 Paradise Jam MVP (Island Division) • 2016 Paradise Jam All-Tournament Team (Island Division) • 2016-17 Senior CLASS Award candidate • 2016-17 Allstate Good Works Team nominee • 2016 All-Big 12 Second Team • 2016 Big 12 WBB Scholar-Athlete of the Year • 2016 Academic All-Big 12 First Team • 2015 Academic All-Big 12 First Team • Tenth in school history for career assists (329) • Fifth in school history and 13th in Big 12 history for career 3-point field goals made (264) • Third in school history and seventh in Big 12 history for 3-point field goals attempted (764) • Fourth in school history for career free throw percentage (.819, 235-of-287) • 12th in school history for career assist-turnover ratio (1.27) • Ninth in career steals (193) • Tenth in school history for career steals per game (1.51).

Years	GP	FG	3FG	FT	Reb/Avg.	A	TO	BK	ST	Pts./Avg.
2013-14	29	50	37	32	54/1.9	38	40	0	14	169/5.8
2014-15	33	85	52	42	68/2.1	87	74	0	54	264/8.0
2015-16	32	117	85	69	81/2.5	104	82	0	62	388/12.1
2016-17	34	146	90	92	85/2.5	100	64	2	63	474/13.9
<b>Totals</b>	<b>128</b>	<b>398</b>	<b>264</b>	<b>235</b>	<b>288/2.3</b>	<b>329</b>	<b>260</b>	<b>2</b>	<b>193</b>	<b>1,295/10.1</b>

**19. CASSANDRA JONES****1,271 POINTS****5-7 • Guard • 1982-86 • Ft. Lauderdale, Fla.**

1986 Street & Smith's Honorable Mention All-American • 1985 All-Big Eight Second Team • Holds the K-State record for career steals (382) and single season steals (129) • Tied for fifth all-time in career assists (379).

Years	GP	FG	3FG	FT	Reb/Avg.	A	TO	BK	ST	Pts./Avg.
1982-83	32	107	—	50	124-3.9	83	88	5	79	264-8.3
1983-84	31	143-	—	67	113-3.7	131	125	9	119	353-11.4
1984-85	29	208	—	79	120-4.1	113	110	3	129	495-17.1
1985-86	17	66	—	27	86-5.1	52	63	3	55	159-9.4
<b>Totals</b>	<b>109</b>	<b>524</b>	<b>—</b>	<b>223</b>	<b>443-4.2</b>	<b>379</b>	<b>386</b>	<b>20</b>	<b>382</b>	<b>1,271-11.7</b>

**20. JALANA CHILDS****1,237 POINTS****6-2 • Forward • 2008-12 • Orlando, Fla.**

2012 All-Big 12 First Team • 2011 All-Big 12 Second Team • Candidate for the 2011-12 Lowe's Senior CLASS Award • 2010 Academic All-Big 12 First Team • 2011 Academic All-Big 12 Second Team • Ranks 28th in school history with 503 career rebounds • Set the school record for points scored in a Big 12 Championship game with 31 against Iowa State on March 8, 2012.

Years	GP	FG	3FG	FT	Reb/Avg.	A	TO	BK	ST	Pts./Avg.
2008-09	33	44	1	16	55/1.7	10	20	1	5	105/3.2
2009-10	32	103	0	29	142/4.4	28	44	17	9	235/7.3
2010-11	32	168	3	72	135/4.2	33	49	17	22	411/12.8
2011-12	34	197	1	91	171/5.0	33	68	20	16	486/14.3
<b>Totals</b>	<b>131</b>	<b>512</b>	<b>5</b>	<b>208</b>	<b>503/3.8</b>	<b>104</b>	<b>181</b>	<b>55</b>	<b>52</b>	<b>1,237/9.4</b>

**21. CLAIRE COGGINS****1,236 POINTS****5-11 • Guard/Forward • 2003-07 • Lee's Summit, Mo.**

Two-time All-Big 12 Second Team • 2006 Postseason WNIT MVP • Two-time Preseason All-Big 12 Honorable Mention • Led the team in scoring her junior year and steals her senior year. • Signed as an undrafted free agent with the Chicago Sky in 2007 and played in 20 games.

Years	GP	FG	3FG	FT	Reb/Avg.	A	TO	BK	ST	Pts./Avg.
2003-04	25	30	14	7	38/1.5	20	22	2	33	81/3.2
2004-05	32	117	38	32	99/3.1	70	50	14	40	304/9.5
2005-06	33	166	77	37	101/3.1	70	57	13	47	446/13.5
2006-07	34	162	56	25	115/3.4	53	94	7	64	405/11.9
<b>Totals</b>	<b>124</b>	<b>475</b>	<b>185</b>	<b>101</b>	<b>353/2.8</b>	<b>213</b>	<b>223</b>	<b>36</b>	<b>184</b>	<b>1,236/10.0</b>

**WNBA Career**


Chicago Sky (2007)

Years	GP	FG	3FG	FT	Reb/Avg.	A	TO	BK	ST	Pts./Avg.
2007 (CHI)	20	19	10	1	16/0.8	8	19	1	5	49/2.5
<b>Totals</b>	<b>20</b>	<b>19</b>	<b>10</b>	<b>1</b>	<b>16/0.8</b>	<b>8</b>	<b>19</b>	<b>1</b>	<b>5</b>	<b>49/2.5</b>

**22. JANET REUSSER****1,227 POINTS****5-5 • Guard • 1972-76 • Viola, Kan.**

Two-time All-American for the Wildcat track and field team (mile relay and 400-meter hurdles) • Ranked 10th all-time in career field goals made (529) and sixth all-time in career field goals attempted (1,416) at K-State.

Years	GP	FG	3FG	FT	Reb/Avg.	A	TO	BK	ST	Pts./Avg.
1972-73	25	62	—	32	N/A	—	—	—	—	156-6.2
1973-74	15	64	—	33	N/A	—	—	—	—	161-10.7
1974-75	29	174	—	38	123-4.2	—	—	—	—	386-13.3
1975-76	34	229	—	66	95-2.8	—	—	—	—	524-15.5
<b>Totals</b>	<b>103</b>	<b>529</b>	<b>—</b>	<b>169</b>	<b>N/A</b>	<b>—</b>	<b>—</b>	<b>—</b>	<b>—</b>	<b>1,227-11.9</b>





**BONNER**



**GARY**



**LAUGHLIN**



**POPPE**



**JONES**



**PRICE**



**THOMAS**



**RETHMAN**



**RAMAGE**



**M. MILLER**

## 23. SHALEE LEHNING

**1,189 POINTS**

**5-9 • Guard • 2005-09 • Sublette, Kan.**

2009 Associated Press All-America Honorable Mention • 2009 WBCA All-America Honorable Mention • 2009 Lowe's Senior CLASS All-Senior All-America First Team • 2009 Wade Trophy candidate • 2009 Naismith Award candidate • 2009 Wooden Award candidate • 2009 Lowe's Senior CLASS Award finalist (won the online fan vote) • 2008-09 Lieberman Award semifinalist • Two-time All-Big 12 First Team selection (2008 and 2009) and an All-Big 12 Honorable Mention selection (2007) • 2009 CoSIDA/ESPN the Magazine Academic All-America Third Team • Two-time CoSIDA/ESPN the Magazine Academic All-District VII (2008, Third Team, 2009 First Team) • Three-time Academic All-Big 12 First Team • Two-time Big 12 Player of the Week • 2008 Kansas City Star All-Big 12 co-Player of the Year and First Team selection • Two-time Waco Tribune All-Big 12 First Team • 2009 Dallas Morning News All-Big 12 First Team • Holds the school record for assists in a career and ranks second in Big 12 history (800) • Ranks fourth in school history in career rebounds (914) • First player in school and Big 12 history to register 1,000 points, 900 rebounds and 800 assists for a career • Holds the school record for assists by a freshman (189), sophomore (179), junior (203) and senior (229) • Senior year total of 229 assists is a K-State single season record and ranks second in Big 12 history for a season • Led the Big 12 in assists per game in 2007-08 and 2008-09 • Finished second in the nation in assists per game in 2008-09 • Holds the school and Big 12 records for triple-doubles in a career (5) and season (3) • Tied for third in NCAA history for career triple-doubles • Holds the school record for minutes played (4,271) • Ranks fifth in school history for career steals (235) • Ranks tied for third in career starts (123) and career games played (130) • Jersey retired (#5) March 1, 2009 • Drafted 25th overall in the second round of the 2009 WNBA Draft by the Atlanta Dream • Inducted into the State of Kansas Sports Hall of Fame in 2015.

Years	GP	FG	3FG	FT	Reb./Avg.	A	TO	BK	ST	Pts./Avg.
2005-06	34	83	10	63	224/6.6	189	103	13	60	239/7.0
2006-07	34	99	12	59	236/6.9	179	105	3	55	269/7.0
2007-08	32	127	13	93	243/7.6	203	122	6	72	360/11.3
2008-09	30	117	13	74	211/7.0	229	106	7	48	321/10.7
<b>Totals</b>	<b>130</b>	<b>426</b>	<b>48</b>	<b>289</b>	<b>914/7.0</b>	<b>800</b>	<b>436</b>	<b>29</b>	<b>235</b>	<b>1,189/9.1</b>

### WNBA Career

Atlanta Dream (2009-11)

Years	GP	FG	3FG	FT	Reb./Avg.	A	TO	BK	ST	Pts./Avg.
2009 (ATL)	34	36	6	24	79/2.3	127	54	3	18	102/3.0
2010 (ATL)	33	48	13	14	89/2.7	159	61	6	25	123/3.7
2011 (ATL)	18	13	4	8	24/1.3	41	27	2	8	38/2.1
<b>Totals</b>	<b>85</b>	<b>97</b>	<b>23</b>	<b>46</b>	<b>192/2.3</b>	<b>327</b>	<b>142</b>	<b>11</b>	<b>51</b>	<b>263/3.1</b>

## 24. ANGIE BONNER

**1,170 POINTS**

**6-1 • Center • 1981-84 • St. Louis, Mo.**

1984 Kodak All-District V selection • Played in the 1982 National Sports Festival • 1984 Street & Smith's Preseason Honorable Mention All-American • Two-time All-Big Eight Conference Second Team pick (1983, 1984) • Two-time member of the All-Big Eight Tournament Team (1983, 1984).

Years	GP	FG	3FG	FT	Reb./Avg.	A	TO	BK	ST	Pts./Avg.
1981-82	31	77	—	58	116-3.7	2	—	—	11	212-6.8
1982-83	32	184	—	153	238-7.4	16	67	14	26	521-16.3
1983-84	29	161	—	115	186-6.4	29	80	3	31	437-15.1
<b>Totals</b>	<b>92</b>	<b>422</b>	<b>—</b>	<b>326</b>	<b>540-3.4</b>	<b>47</b>	<b>147</b>	<b>17</b>	<b>68</b>	<b>1,170-12.7</b>

## 25. PRISCILLA GARY

**1,169 POINTS**

**5-5 • Guard • 1981-83 • Memphis, Tenn.**

K-State's first Kodak All-American (1983) • 1983 Wade Trophy finalist • Fast Break All-American and Middle America Player of the Year in 1983 • 1983 Kodak All-District V selection • Two-time NCAA Tournament All-Regional team selection in the East (1982) and Midwest (1983) • Two-time All-Big Eight First Team selection • Two-time All-Big Eight Tournament Team selection (1982, 1983) • Holds the school record for career scoring average (18.3) • First woman inducted into the K-State Athletics Hall of Fame (1988) • Jersey retired (#10) on March 1, 2009.

Years	GP	FG	3FG	FT	Reb./Avg.	A	TO	BK	ST	Pts./Avg.
1981-82	32	244	—	95	157-4.9	83	75	—	—	583-18.2
1982-83	32	253	—	80	164-5.1	89	106	9	69	586-18.3
<b>Totals</b>	<b>64</b>	<b>497</b>	<b>—</b>	<b>175</b>	<b>321-5.0</b>	<b>172</b>	<b>181</b>	<b>9</b>	<b>69</b>	<b>1,169-18.3</b>

## 26. JAN LAUGHLIN

**1,165 POINTS**

**5-9 • Forward • 1971-75 • Manhattan, Kan.**

Candidate for the 1976 U.S. Olympic women's basketball and handball teams.

Years	GP	FG	3FG	FT	Reb./Avg.	A	TO	BK	ST	Pts./Avg.
1971-72	23	78	—	37	N/A	—	—	—	—	193-8.4
1972-73	26	114	—	60	N/A	—	—	—	—	288-11.0
1973-74	28	106	—	51	N/A	—	—	—	—	261-9.3
1974-75	33	169	—	83	254-7.7	—	—	—	—	421-12.7
<b>Totals</b>	<b>110</b>	<b>467</b>	<b>—</b>	<b>231</b>	<b>N/A</b>	<b>—</b>	<b>—</b>	<b>—</b>	<b>—</b>	<b>1,165-10.6</b>

## 27. MARSHA POPPE

**1,152 POINTS**

**5-9 • Forward • 1973-77 • Lincolnville, Kan.**

Three-time All-American in the javelin for the Wildcat track and field team (1974-76) • Ranked 14th in career rebounding (579) for the Wildcats.

Years	GP	FG	3FG	FT	Reb./Avg.	A	TO	BK	ST	Pts./Avg.
1973-74	27	92	—	51	N/A	—	—	—	—	235-8.7
1974-75	33	131	—	64	252-7.6	—	—	—	—	326-9.9
1975-76	34	200	—	115	287-8.4	—	—	—	—	515-15.2
1976-77	6	33	—	10	N/A	—	—	—	—	76-12.7
<b>Totals</b>	<b>100</b>	<b>456</b>	<b>—</b>	<b>240</b>	<b>N/A</b>	<b>—</b>	<b>—</b>	<b>—</b>	<b>—</b>	<b>1,152-11.5</b>

## 28. ANDRIA JONES

**1,126 POINTS**

**6-1 • Forward • 1993-97 • Radnor, Ohio**

Associated Press Honorable Mention All-American and Kodak All-District V All-American in 1997 • Named Big 12 Conference Tournament Most Valuable Player in 1997 • All-Big 12 First Team selection in 1997 • Drafted by the ABL's Columbus Quest in 1997.

Years	GP	FG	3FG	FT	Reb./Avg.	A	TO	BK	ST	Pts./Avg.
1993-94	20	15	0	10	17-0.9	5	17	4	5	40-2.0
1994-95	27	64	3	24	127-4.7	39	49	6	29	155-5.7
1995-96	26	130	1	79	169-6.5	47	92	15	39	340-13.1
1996-97	31	231	24	105	219-7.1	76	104	17	66	591-19.1
<b>Totals</b>	<b>104</b>	<b>440</b>	<b>28</b>	<b>218</b>	<b>532-5.1</b>	<b>167</b>	<b>262</b>	<b>42</b>	<b>139</b>	<b>1,126-10.8</b>

## 29. KIM PRICE

**1,120 POINTS**

**6-1 • Forward • 1978-83 • Hutchinson, Kan.**

Named to the 1981 All-American All-Region VI team • 1980 All-Big Eight Conference Honorable Mention • Ranks 16th all-time in career rebounding (585) at K-State.

Years	GP	FG	3FG	FT	Reb./Avg.	A	TO	BK	ST	Pts./Avg.
1978-79	31	80	—	31	111-3.8	—	—	—	—	191-6.2
1979-80	35	176	—	97	228-6.5	—	—	—	—	449-12.8
1980-81	33	166	—	63	200-6.1	—	—	—	—	395-12.0
1982-83	27	35	—	15	46-1.7	10	23	1	6	85-3.1
<b>Totals</b>	<b>126</b>	<b>457</b>	<b>—</b>	<b>206</b>	<b>585-4.5</b>	<b>10</b>	<b>23</b>	<b>1</b>	<b>6</b>	<b>1,120-8.9</b>

## 30. CARLISA THOMAS

**1,116 POINTS**

**6-4 • Forward/Center • 1983-87 • Jacksonville, Fla.**

1987 Kodak Honorable Mention All-District V • Three-time All-Big Eight Conference selection (First Team - 1987, Second Team - 1986, Honorable Mention - 1985) • 1987 Big Eight Tournament MVP • Ranks third all-time in career rebounding (923) at K-State • Ranks ninth in career assists (347) and second in steals (289).

Years	GP	FG	3FG	FT	Reb./Avg.	A	TO	BK	ST	Pts./Avg.
1983-84	31	63	—	44	158-5.1	80	110	10	75	170-5.5
1984-85	25	110	—	43	214-8.6	76	118	11	67	263-10.5
1985-86	28	130	—	62	230-8.2	24	28	13	28	322-11.5
1986-87	31	152	—	57	321-10.4	167	131	19	119	361-11.6
<b>Totals</b>	<b>115</b>	<b>455</b>	<b>—</b>	<b>206</b>	<b>923-8.1</b>	<b>347</b>	<b>387</b>	<b>53</b>	<b>289</b>	<b>1,116-9.7</b>

## 31. KRISTIN RETHMAN

**1,099 POINTS**

**5-9 • Guard • 1998-02 • Corning, Kan.**

Holds the school records for highest three-point percentage in a career (.436) and season (.476) • Holds the class records for three-point field goals made as a sophomore (76) and best three-point field goal percentage as a senior (.476) and as a junior (.452) • Finished her career ranked in the top-30 on the NCAA all-time three-point field goal list • Ranked fifth in the Big 12 in three-pointers and fourth in three-point percentage in a career • Four-time Academic All-Big First Team selection.

Years	GP	FG	3FG	FT	Reb./Avg.	A	TO	BK	ST	Pts./Avg.
1998-99	28	63	50	30	58-2.1	50	59	2	24	206-7.4
1999-00	30	93	76	36	127-4.2	96	72	0	13	298-9.9
2000-01	28	96	71	69	131-4.7	74	82	5	20	332-11.9
2001-02	34	81	69	32	85-2.5	74	44	3	17	263-7.7
<b>Totals</b>	<b>120</b>	<b>333</b>	<b>266</b>	<b>167</b>	<b>401-3.3</b>	<b>294</b>	<b>257</b>	<b>10</b>	<b>74</b>	<b>1,099-9.1</b>

## 32. NICKY RAMAGE

**1,096 POINTS**

**6-0 • Forward • 1996-00 • Little River, Kan.**

1999 All-Big 12 Third Team selection • All-Big 12 honorable mention in 2000 • Successful Farming Magazine All-American Farm Team First Team selection • Ranked seventh in career blocks (63), sixth in field goal percentage (.540) and ninth in free throws attempted (389).

Years	GP	FG	3FG	FT	Reb./Avg.	A	TO	BK	ST	Pts./Avg.
1996-97	31	41	0	23	85-2.7	16	31	6	11	105-3.4
1997-98	28	77	0	33	104-3.7	19	46	10	12	187-6.7
1998-99	30	160	0	89	187-6.2	37	96	20	32	409-13.6
1999-00	30	144	0	107	185-6.2	35	69	27	22	395-13.2
<b>Totals</b>	<b>119</b>	<b>422</b>	<b>0</b>	<b>252</b>	<b>561-4.7</b>	<b>107</b>	<b>242</b>	<b>63</b>	<b>77</b>	<b>1,096-9.2</b>

## 33. MARY JO MILLER

**1,091 POINTS**

**5-5 • Guard • 1988-92 • Marshall, Minn.**

Member of the 1991 Big Eight Select Team • 1992 All-Big Eight Conference Second Team selection • 1989 Big Eight Newcomer of the Year • Two-time Academic All-Big Eight selection • Holds the K-State mark for single season assists (175) • Ranked second all-time in career assists (562) and third all-time in career steals (288).

Years	GP	FG	3FG	FT	Reb./Avg.	A	TO	BK	ST	Pts./Avg.
1988-89	29	101	8	62	93-3.2	132	110	1	68	272-9.4
1989-90	30	61	3	71	90-3.0	139	122	0	61	196-6.5
1990-91	27	76	14	89	63-2.3	175	134	7	79	255-9.4
1991-92	27	117	29	105	94-3.5	116	133	3	80	368-13.6
<b>Totals</b>	<b>113</b>	<b>355</b>	<b>54</b>	<b>327</b>	<b>340-3.0</b>	<b>562</b>	<b>499</b>	<b>11</b>	<b>288</b>	<b>1,091-9.7</b>





LEIDING



WOODLEE



L. MILLER



WILCOX



NORTON



BAHNER



GREEN

**34. SUE LEIDING****1,071 POINTS****6-2 • Center • 1983-87 • Tulsa, Okla.**

1987 Academic All-Big Eight Second Team and 1986 Academic All-Big Eight Honorable Mention • Ranks 28th all-time in career rebounds (509) at K-State.

Years	GP	FG	3FG	FT	Reb./Avg.	A	TO	BK	ST	Pts./Avg.
1983-84	27	43	—	36	70-2.6	4	127	6	7	122-4.5
1984-85	28	73	—	55	95-3.4	17	49	3	12	201-7.2
1985-86	29	91	—	85	150-5.2	23	68	5	19	267-9.2
1986-87	31	181	—	119	194-6.4	42	114	8	33	481-15.5
<b>Totals</b>	<b>115</b>	<b>388</b>	<b>—</b>	<b>295</b>	<b>509-4.4</b>	<b>86</b>	<b>258</b>	<b>22</b>	<b>71</b>	<b>1,071-9.3</b>

**35. KIM WOODLEE****1,058 POINTS****5-8 • Guard • 1997-01 • Beersheba Springs, Tenn.**

Kansas State's third all-time leading three-point shooter • Ranked sixth all-time in the Big 12 Conference in three-pointers made (285) and second in three-point attempts (682) • Four-time Academic All-Big First Team selection • Finished second in the State Farm/ESPN Three-Point Shooting Contest in 2000-01 • Named Big 12 Female Sportsperson of the Year in 2001.

Years	GP	FG	3FG	FT	Reb./Avg.	A	TO	BK	ST	Pts./Avg.
1997-98	28	85	67	23	83-3.0	67	78	0	30	260-9.3
1998-99	29	67	57	25	83-2.9	68	56	0	17	216-7.4
1999-00	30	92	83	23	142-4.7	48	50	0	21	290-9.7
2000-01	28	94	78	26	109-3.9	50	46	4	23	292-10.4
<b>Totals</b>	<b>115</b>	<b>338</b>	<b>285</b>	<b>97</b>	<b>417-3.6</b>	<b>233</b>	<b>230</b>	<b>4</b>	<b>91</b>	<b>1,058-9.2</b>

**36. LAURIE MILLER****1,053 POINTS****6-0 • Forward • 1975-79 • Smithville, Mo.**

Won a silver medal as a member of the World University Games Team in the summer of 1977 • Ranked eighth in career rebounding (726) and sixth in single season rebounds (282).

Years	GP	FG	3FG	FT	Reb./Avg.	A	TO	BK	ST	Pts./Avg.
1975-76	34	47	—	37	131-3.8	—	—	—	—	131-3.8
1976-77	34	177	—	70	282-8.3	—	—	—	—	424-12.5
1977-78	22	110	—	35	132-6.0	—	—	—	—	255-11.6
1978-79	31	106	—	31	181-5.8	—	—	—	—	243-7.8
<b>Totals</b>	<b>121</b>	<b>440</b>	<b>—</b>	<b>173</b>	<b>726-6.0</b>	<b>—</b>	<b>—</b>	<b>—</b>	<b>—</b>	<b>1,053-8.7</b>

**37. LEANN WILCOX****1,049 POINTS****5-8 • Guard • 1976-80 • Kansas City, Mo.**

Two-time All-Big Eight Tournament Team selection (1978, 1979) • Played on the U.S. Junior Pan American Team • Starred for Athletes in Action in the summer of 1979 • Drafted by the Milwaukee Express of the Women's Professional Basketball League.

Years	GP	FG	3FG	FT	Reb./Avg.	A	TO	BK	ST	Pts./Avg.
1976-77	32	131	—	56	146-4.6	—	—	—	—	318-9.9
1977-78	5	14	—	8	16-3.2	—	—	—	—	36-7.2
1978-79	30	201	—	63	90-3.0	—	—	—	—	465-15.5
1979-80	28	100	—	30	97-3.5	—	—	—	—	230-8.2
<b>Totals</b>	<b>95</b>	<b>446</b>	<b>—</b>	<b>157</b>	<b>349-3.6</b>	<b>—</b>	<b>—</b>	<b>—</b>	<b>—</b>	<b>1,049-11.0</b>

**38. SUSIE NORTON****1,036 POINTS****5-7 • Forward/Guard • 1972-76 • Manhattan, Kan.**

Three-time Big Eight Conference champion and NCAA All-American in the javelin at K-State (1974-76) • Four-sport athlete at K-State, competing in basketball, track and field, softball and field hockey during her collegiate career.

Years	GP	FG	3FG	FT	Reb./Avg.	A	TO	BK	ST	Pts./Avg.
1972-73	26	61	—	34	N/A	—	—	—	—	156-6.0
1973-74	26	102	—	42	N/A	—	—	—	—	246-9.5
1974-75	33	153	—	58	175-5.3	—	—	—	—	364-11.1
1975-76	24	109	—	52	112-4.7	—	—	—	—	270-11.2
<b>Totals</b>	<b>109</b>	<b>425</b>	<b>—</b>	<b>186</b>	<b>N/A</b>	<b>—</b>	<b>—</b>	<b>—</b>	<b>—</b>	<b>1,036-9.5</b>

**39. KRISTIE BAHNER****1,017 POINTS****5-11 • Forward • 1987-91 • Topeka, Kan.**

1991 Academic All-Big Eight Team selection • Ranked sixth in career blocked shots (65) and 10th in career rebounding (695).

Years	GP	FG	3FG	FT	Reb./Avg.	A	TO	BK	ST	Pts./Avg.
1987-88	24	45	—	31	92-3.8	10	22	5	21	121-5.0
1988-89	29	108	—	105	205-7.1	33	52	15	40	321-11.1
1989-90	30	134	—	68	207-6.9	32	52	15	40	336-11.2
1990-91	27	82	—	75	191-7.1	40	59	20	33	239-8.9
<b>Totals</b>	<b>110</b>	<b>369</b>	<b>—</b>	<b>279</b>	<b>695-6.2</b>	<b>115</b>	<b>196</b>	<b>65</b>	<b>128</b>	<b>1,017-9.2</b>

**40. SUSAN GREEN****1,001 POINTS****5-8 • Guard • 1983-87 • Anthony, Kan.**

1987 Academic All-Big Eight First Team selection • Also named Academic All-Big Eight honorable mention in 1986 • Ranked 12th all-time in career assists (275) at K-State.

Years	GP	FG	3FG	FT	Reb./Avg.	A	TO	BK	ST	Pts./Avg.
1983-84	31	41	—	38	35-1.1	38	43	1	15	120-3.9
1984-85	29	79	—	46	72-2.5	97	125	1	44	204-7.0
1985-86	26	107	—	69	72-2.8	66	88	2	35	277-10.7
1986-87	30	148	—	104	77-2.6	74	98	4	51	400-13.3
<b>Totals</b>	<b>116</b>	<b>375</b>	<b>—</b>	<b>257</b>	<b>256-2.3</b>	<b>275</b>	<b>354</b>	<b>8</b>	<b>145</b>	<b>1,001-8.6</b>



LAST TIME BY A K-STATE PLAYER

40 POINTS

42 by Brittany Chambers vs. Texas Southern (3/21/13)

140 CONSECUTIVE GAMES WITH 30 OR MORE POINTS

2 by Brittany Chambers - at West Virginia (36: 2/26/13) & vs. Texas Tech (31: 3/2/13)

CONSECUTIVE GAMES WITH 20 OR MORE POINTS

2 by Breanna Lewis - 2/24/16 to 2/27/16

20 REBOUNDS

20 by Shalee Lehnig vs. Louisiana Tech (12/6/05)

15 REBOUNDS

16 by Breanna Lewis at Iowa State (2/24/16)

15 FIELD GOALS MADE

15 by Brittany Chambers vs. Texas Southern (3/21/13)

25 FIELD GOALS ATTEMPTED

25 by Brittany Chambers vs. Texas Southern (3/21/13)

10 THREE-POINT FIELD GOALS MADE

10 by Laurie Koehn vs. Iowa (1/5/03)

15 THREE-POINT FIELD GOALS ATTEMPTED

15 by Kindred Wesemann vs. LSU (11/25/16)

15 FREE THROWS MADE

15 by Nicole Ohlde vs. Valparaiso (3/21/04)

20 FREE THROWS ATTEMPTED

21 by Nicole Ohlde vs. Valparaiso (3/21/04)

10 ASSISTS

10 by Kaylee Page at Iowa State (2/24/16)

10 STEALS

10 by Jenny Coalson vs. Missouri (2/15/98)

5 BLOCKS

6 by Breanna Lewis vs. George Washington (3/18/16)

LAST TIME BY KANSAS STATE

100 POINTS

102 vs. Florida Atlantic (12/13/15)

40 FIELD GOALS MADE

41 vs. Illinois State (11/26/04)

80 FIELD GOALS ATTEMPTED

81 vs. Illinois State (11/26/04)

15 THREE-POINT FIELD GOALS MADE

15 at Baylor (3/4/13)

30 THREE-POINT FIELD GOALS ATTEMPTED

32 at Iowa State (2/24/16)

30 FREE THROWS MADE

32 vs. Colorado (12/6/79)

45 FREE THROWS ATTEMPTED

48 vs. Iowa State (1/25/89)

60 REBOUNDS

61 vs. Mississippi Valley State (12/1/06)

35 ASSISTS

37 vs. Arkansas-Pine Bluff (12/2/02)

25 STEALS

25 vs. Baylor (1/12/00)

10 BLOCKS

11 vs. George Washington (3/18/16)

TEAM GAME

MOST POINTS

Quarter: 32 (4th) vs. Sam Houston State (12/19/15)

Half: 65 vs. Missouri (3/3/84)

Game: 115 vs. Arkansas-Pine Bluff (12/2/02)

Season: 2,635 in 1979-80

MOST POINTS (HOME GAME)

Game: 115 vs. Arkansas-Pine Bluff (12/2/02)

MOST POINTS (ROAD GAME)

Game: 104 at Nebraska (1/18/83)

MOST POINTS (NEUTRAL GAME)

Game: 110 vs. Texas Pan-American (12/12/87)

MOST POINTS (CONFERENCE GAME)

Game: 106 vs. Colorado (12/6/79)

MOST POINTS (BIG 12 GAME)

Game: 95 vs. Missouri (1/7/04)

MOST POINTS BY BOTH TEAMS

Game: 207 (W, 104-103) at Nebraska (1/18/83)

FEWEST POINTS SCORED

Quarter: 6, (2nd) vs. UTRGV (12/7/15) & (2nd) vs. Texas (1/30/16)

Half: 8 vs. Colorado (3/7/92)

Game: 21 vs. Wayland Baptist (3/20/69)

FEWEST POINTS SCORED (CONFERENCE GAME)

Quarter: 5, (1Q) vs. Texas (2/27/17)

Half: 12 vs. Colorado (2/23/02)

Game: 33 at Colorado (1/8/93)

FEWEST POINTS (BIG 12 GAME)

Quarter: 5, (1Q) vs. Texas (2/27/17)

Half: 12 vs. Colorado (2/23/02)

Game: 34 vs. Texas (2/3/07)

FEWEST POINTS BY BOTH TEAMS

Game: 70 (W, 37-33) vs. Missouri (2/10/10)\*

\* - Big 12 record for fewest combined points in a game

FEWEST POINTS (NCAA TOURNAMENT GAME)

Quarter: 8, (2nd) vs. George Washington (3/18/16)

Half: 10 vs. Connecticut (3/19/12)

Game: 26 vs. Connecticut (3/19/12)

MOST POINTS IN A LOSS

Game: 92 vs. Valdosta (3/17/79)

LARGEST MARGIN OF VICTORY

Game: 78 (115-37) vs. Ark.-Pine Bluff (12/2/02)

LARGEST MARGIN OF DEFEAT

Game: 61 (123-62) vs. UCLA (11/20/78)

TEAM SEASON

MOST POINTS SCORED

1. 2,635 in 1979-80

2. 2,601 in 1982-83

3. 2,566 in 2001-02

4. 2,539 in 2002-03

5. 2,485 in 1980-81

SCORING AVERAGE

1. 81.3 in 1982-83

2. 78.8 in 1983-84

3. 77.9 in 1978-79

4. 75.5 in 2003-04

75.5 in 2001-02

SCORING AVERAGE (SINCE 1981-82)

1. 81.3 in 1982-83

2. 78.8 in 1983-84

3. 75.5 in 2003-04

75.5 in 2001-02

5. 75.4 in 1981-82

FEWEST POINTS ALLOWED

Quarter: 2 (1st) by Kansas (1/20/16)

Game: 15 by Washburn (2/1/72)

Season: 867 in 1971-72

SCORING DEFENSE

1. 38.9 in 1973-74

2. 39.4 in 1971-72

3. 39.9 in 1969-70

4. 41.9 in 1972-73

5. 43.1 in 1968-69

SCORING DEFENSE (SINCE 1981-82)

1. 53.3 in 2008-09

2. 56.3 in 2010-11

3. 56.5 in 2004-05

4. 57.4 in 2011-12

5. 57.5 in 2002-03

INDIVIDUAL GAME

SINGLE GAME

1.	Brittany Chambers, vs. Texas Southern (3/21/13) .....	42
2.	Kendra Wecker, vs. Illinois State (11/26/04).....	41
3.	Shawnda DeCamp, vs. Detroit (11/29/93) .....	38
	LeAnn Wilcox, vs. Pfeiffer (12/22/78) .....	38
5.	Nicole Ohlde, vs. Wyoming (11/24/00) .....	36
	Brittany Chambers, at West Virginia (2/26/13) .....	36
7.	Mary Jo Miller, vs. Oklahoma (1/21/92) .....	35
	Diana Miller, vs. Oklahoma (1/20/90) .....	35
	Tina Dixon, vs. Texas (12/30/83) .....	35
	Brittany Chambers, vs. Texas A&M (3/2/11).....	35

48 games with 30 or more points (23 players) - see chart pg. 140)

CLASS RECORDS, POINTS IN A GAME

Fr.	36, Nicole Ohlde, vs. Wyoming (11/24/00)
Soph.	35, Tina Dixon, vs. Texas (12/30/83)
	35, Brittany Chambers, vs. Texas A&M (3/2/11)
Jr.	38, LeAnn Wilcox , at Pfeiffer (12/22/78)
	38, Shawnda DeCamp, vs. Detroit (11/27/93)
Sr.	42, Brittany Chambers, vs. Texas Southern (3/21/13)

POINTS IN A CONFERENCE GAME

Brittany Chambers, at West Virginia (2/26/13) .....

POINTS IN A 1ST QUARTER

Kindred Wesemann vs. UTEP (11/26/16) .....

POINTS IN A 2ND QUARTER

Breanna Lewis at Texas (2/17/16).....

POINTS IN A 3RD QUARTER

Kindred Wesemann, vs. Oklahoma State (1/28/17).....

POINTS IN A 4TH QUARTER

Kindred Wesemann, at TCU (2/18/17).....

POINTS IN A HALF

Brittany Chambers vs. Texas Southern (3/21/13) - 1st H .....

CONSECUTIVE GAMES WITH 20+ POINTS

1. Brittany Chambers (2012-13, Feb. 26 to April 3) .....

MOST POINTS IN CONSECUTIVE GAMES

1. Brittany Chambers (2012-13, Feb. 26 to March 2) .....

INDIVIDUAL POSTSEASON GAME

POINTS IN A BIG EIGHT TOURNAMENT GAME

Priscilla Gary vs. Nebraska (1/15/82) .....

POINTS IN A BIG 12 TOURNAMENT GAME

Jalana Childs vs. Iowa State (3/8/12) .....


POINTS IN AN NCAA TOURNAMENT GAME

Kendra Wecker vs. Vanderbilt (3/21/05) .....

MOST POINTS IN A WNIT GAME

Brittany Chambers, vs. Texas Southern (3/21/13).....





Kendra Wecker is not only Kansas State's all-time leading scorer with 2,333 career points, but she also closed out her storied four-year career as the Big 12 Conference all-time leading scorer in 2004-05.

#### TOP CAREER SCORERS LIST

1.	Kendra Wecker (2001-05)	2,333
2.	Nicole Ohlde (2000-04)	2,241
3.	Brittany Chambers (2009-13)	2,156
4.	Ashley Sweat (2006-10)	1,805
5.	Laurie Koehn (2001-05)	1,733
6.	Diana Miller (1987-91)	1,705
7.	Eileen Feeney (1976-80)	1,670
	Nadira Hazim (1987-91)	1,670
9.	Breanna Lewis (2013-17)	1,552
10.	Tammie Romstad (1978-82)	1,548
11.	Brit Jacobson (1994-98)	1,519
12.	Shanele Stires (1992-95)	1,344
13.	Kimberly Dietz (2004-08)	1,321
14.	Gayla Williams (1977-81)	1,320
15.	Angie Finkes (1996-00)	1,314
16.	Marlies Gipson (2005-09)	1,313
17.	Megan Mahoney (2001-05)	1,307
18.	Kindred Wesemann (2013-17)	1,295
19.	Cassandra Jones (1982-86)	1,271
20.	Jalana Childs (2008-12)	1,237
21.	Claire Coggins (2003-07)	1,236
22.	Janet Reusser (1972-76)	1,227
23.	Shalee Lehning (2005-09)	1,189
24.	Angie Bonner (1981-84)	1,170
25.	Priscilla Gary (1981-83)	1,169
26.	Jan Laughlin (1971-75)	1,165
27.	Marsha Poppe (1973-77)	1,152
28.	Andria Jones (1993-97)	1,126
29.	Kim Price (1978-83)	1,120
30.	Carlisa Thomas (1983-87)	1,116
31.	Kristin Rethman (1998-02)	1,099
32.	Nicky Ramage (1996-00)	1,096
33.	Mary Jo Miller (1988-92)	1,091
34.	Sue Leiding (1983-87)	1,071
35.	Kim Woodlee (1997-2001)	1,058
36.	Laurie Miller (1975-79)	1,053
37.	LeAnn Wilcox (1976-80)	1,049
38.	Susie Norton (1972-76)	1,036
39.	Kristie Bahner (1987-91)	1,017
40.	Sue Green (1984-87)	1,001

#### SCORING AVERAGE

1.	Priscilla Gary (1981-83)	18.3
2.	Kendra Wecker (2001-05)	18.2
3.	Nicole Ohlde (2000-04)	17.8
4.	Shanele Stires (1992-95)	16.6
5.	Brittany Chambers (2009-13)	16.0
6.	Tammie Romstad (1978-82)	15.2

#### INDIVIDUAL SEASON

SEASON	
1.	Brittany Chambers (2012-13) 778
2.	Tammie Romstad (1979-80) 686
3.	Kendra Wecker (2002-03) 646
4.	Nicole Ohlde (2002-03) 625
5.	Nicole Ohlde (2001-02) 610
6.	Kendra Wecker (2004-05) 609
7.	Laurie Koehn (2001-02) 600
8.	Andria Jones (1996-97) 591
9.	Priscilla Gary (1982-83) 586
10.	Priscilla Gary (1983-84) 583

#### SCORING AVERAGE

1.	Brittany Chambers (2012-13) 21.0
2.	Kendra Wecker (2004-05) 21.0
3.	Tammie Romstad (1979-80) 19.6
4.	Shawnda DeCamp (1993-94) 19.4
5.	Shanele Stires (1994-95) 19.3

#### CLASS RECORDS POINTS IN A SEASON

Fr.	600, Laurie Koehn (2001-02)
Soph.	686, Tammie Romstad (1979-80)
Jr.	625, Nicole Ohlde (2002-03)
Sr.	778, Brittany Chambers (2012-13)

#### SCORING AVERAGE

Fr.	17.6, Laurie Koehn (2001-02)
Soph.	19.6, Tammie Romstad (1979-80)
Jr.	19.4, Shawnda DeCamp (1993-94)
Sr.	21.0, Brittany Chambers (2012-13)

#### GAMES WITH 20+ POINTS IN A SEASON

1.	Brittany Chambers (2012-13) 22
----	--------------------------------

#### GAMES WITH 10+ POINTS IN A SEASON

1.	Brittany Chambers (2012-13) 35
2.	Kendra Wecker (2002-03) 34
	Nicole Ohlde (2002-03) 34

#### CONSECUTIVE 400+ POINT SEASONS

1.	Kendra Wecker (2001-05) 4
	Nicole Ohlde (2000-04) 4
3.	Eileen Feeney (1977-80) 3
	Brittany Chambers (2010-11 to 2012-13) 3
5.	Breanna Lewis (2015-16 to 2016-17) 2
	Jalana Childs (2010-11 and 2011-12) 2
	Ashley Sweat (2008-09 and 2009-10) 2
	Kimberly Dietz (2006-07 and 2007-08) 2
	Claire Coggins (2005-06 and 2006-07) 2
	Shanele Stires (1993-94 and 1994-95) 2
	Diana Miller (1989-90 and 1990-91) 2
	Nadira Hazim (1989-90 and 1990-91) 2
	Angie Bonner (1982-83 and 1983-94) 2
	Priscilla Gary (1981-82 and 1982-83) 2

#### INDIVIDUAL CAREER

##### CONSECUTIVE GAMES SCORING

1.	Brittany Chambers (2009-13) 133
2.	Ashley Sweat (2006-10) 131
3.	Nicole Ohlde (2000-04) 126

#### GAMES WITH 10 OR MORE POINTS

1.	Kendra Wecker (2001-05) 121 &
1.	Nicole Ohlde (2000-04) 117 ^
2.	Brittany Chambers (2009-13) 109 #

& - ranks tied for 18th in NCAA Division I history  
 ^ - ranks 23rd in NCAA Division I history  
 # - ranks tied for 36th in NCAA Division I history



During the previous 49 years of Kansas State women's basketball, the Wildcats have seen 48 games where a player has scored 30 or more points. Below is an alphabetical listing of all the 30-point games in school history. (23 players)

142

## Angie Bonner (1981-84) - 2

Opponent	FG/FGA (FT/FTA)	Date	Pts
Kansas	11/13 (10/12)	Feb. 25, 1984	32
Georgia	7/11 (17/20)	Jan. 6, 1983	31

## Brittany Chambers (2009-13) - 6

Opponent	FG/FGA (FT/FTA)	Date	Pts
Texas Southern#	15/25 (3/5)	March 21, 2013	42*
Texas Tech	12/19 (2/4)	March 2, 2013	31
at West Virginia	14/25 (2/4)	Feb. 26, 2013	36
at Iowa State	10/21 (13/17)	Feb. 9, 2013	34
at Nebraska	13/18 (0/2)	Feb. 19, 2011	32
Texas A&M	11/19 (6/8)	March 2, 2011	35

## Jalana Childs (2008-12) - 1

Opponent	FG/FGA (FT/FTA)	Date	Pts
vs. Iowa State ^	13/23 (5/6)	March 8, 2012	31

## Claire Coggins (2003-07) - 1

Opponent	FG/FGA (FT/FTA)	Date	Pts
Idaho State#	11/20 (3/6)	March 17, 2006	31

## Jeanne Daniels (1979-82) - 1

Opponent	FG/FGA (FT/FTA)	Date	Pts
Missouri	15/22 (1/1)	Dec. 10, 1979	31

## Shawnda DeCamp (1993-94) - 5

Opponent	FG/FGA (FT/FTA)	Date	Pts
Washington St.	12/17 (3/3)	Dec. 30, 1994	32
Colorado	14/31 (0/0)	Jan. 7, 1994	32
Missouri-St. Louis	10/18 (8/9)	Dec. 30, 1993	30
at Ohio State	9/17 (4/4)	Dec. 19, 1993	30
Detroit	14/31 (1/1)	Nov. 29, 1993	38

## Tina Dixon (1983-84) - 1

Opponent	FG/FGA (FT/FTA)	Date	Pts
Texas	17/20 (1/3)	Dec. 30, 1983	35

## Brit Jacobson (1994-98) - 1

Opponent	FG/FGA (FT/FTA)	Date	Pts
Missouri-Rolla	11/17 (12/18)	Dec. 27, 1994	34

## Jennifer Jones (1983-85) - 2

Opponent	FG/FGA (FT/FTA)	Date	Pts
Missouri	12/13 (9/11)	March 3, 1984	33
Northern Illinois	13/16 (7/8)	Dec. 29, 1984	33

## Laurie Koehn (2001-05) - 3

Opponent	FG/FGA (FT/FTA)	Date	Pts
Iowa	11/15 (1/2)	Jan. 5, 2003	33
vs. Georgia St.	10/20 (4/4)	Dec. 29, 2001	31
Oregon State	11/17 (2/2)	Dec. 9, 2001	31

## Jan Laughlin (1971-75) - 1

Opponent	FG/FGA (FT/FTA)	Date	Pts
Midland Lutheran	15/27 (3/5)	Dec. 6, 1974	33

## Breanna Lewis (2013-present) - 1

Opponent	FG/FGA (FT/FTA)	Date	Pts
Western Illinois	14/19 (2/3)	Dec. 21, 2015	30

## Diana Miller (1987-91) - 1

Opponent	FG/FGA (FT/FTA)	Date	Pts
Oklahoma	15/19 (1/1)	Jan. 20, 1990	35

## Mary Jo Miller (1988-92) - 1

Opponent	FG/FGA (FT/FTA)	Date	Pts
Oklahoma	12/16 (7/10)	Jan. 18, 1992	35

## Nicole Ohlde (2000-04) - 4

Opponent	FG/FGA (FT/FTA)	Date	Pts
Missouri	14/16 (3/4)	Jan. 7, 2004	31
Creighton	13/17 (6/6)	Dec. 14, 2003	32
Texas A&M	14/17 (4/5)	Feb. 20, 2001	32
vs. Wyoming	17/23 (2/3)	Nov. 24, 2000	36

## Marsha Poppe (1973-77) - 1

Opponent	FG/FGA (FT/FTA)	Date	Pts
Iowa State	12/24 (10/16)	Jan. 31, 1976	34

## Tammie Romstad (1978-82) - 3

Opponent	FG/FGA (FT/FTA)	Date	Pts
Oklahoma State	13/17 (4/6)	Jan. 23, 1982	30
Tulsa	9/15 (14/14)	Nov. 22, 1980	32
Pomona	15/27 (4/5)	Nov. 23, 1979	34

## Shanele Stires (1992-95) - 3

Opponent	FG/FGA (FT/FTA)	Date	Pts
Kansas	10/17 (7/8)	Feb. 12, 1995	31
Minnesota	11/15 (6/7)	Dec. 2, 1994	32
Oklahoma State	12/17 (3/5)	Jan. 21, 1994	32

## Ashley Sweat (2006-10) - 5

Opponent	FG/FGA (FT/FTA)	Date	Pts
Iowa State	9/14 (10/12)	Jan. 31, 2010	31
Washington St.	12/19 (8/10)	Nov. 20, 2009	33
Oklahoma St.	9/12 (13/13)	Feb. 15, 2009	31
at Washington St.	14/19 (1/1)	Dec. 28, 2008	30
at Wyoming#	12/22 (6/8)	March 28, 2007	31

## Haley Texada (2011-15) - 1

Opponent	FG/FGA (FT/FTA)	Date	Pts
Akron#	8/11 (10/13)	March 19, 2015	30

## Kendra Wecker (2001-05) - 2

Opponent	FG/FGA (FT/FTA)	Date	Pts
vs. Illinois State	14/19 (5/7)	Nov. 26, 2004	41
at UW-Green Bay	14/25 (0/1)	Dec. 12, 2002	31

## Kindred Wesemann (2013-17) - 1

Opponent	FG/FGA (FT/FTA)	Date	Pts
Oklahoma State	10/18 (10/10)	Jan. 28, 2017	34

## LeAnn Wilcox (1976-80) - 1

Opponent	FG/FGA (FT/FTA)	Date	Pts
Pfeiffer	19/30 (0/0)	Dec. 22, 1978	38

## 30+ Point Games by Month

16, December; 11, January; 8, March; 7, February; 6, November

## Most Made Field Goals to Reach 30+ Points

19 LeAnn Wilcox, Dec. 22, 1978

## Fewest Made Field Goals to Reach 30+ Points

7 Angie Bonner, Jan. 6, 1983

## Most Made Free Throws to Reach 30+ Points

17 Angie Bonner, Jan. 6, 1983

## Fewest Made Free Throws to Reach 30+ Points

0 Shawnda DeCamp, Jan. 7, 1994  
LeAnn Wilcox, Dec. 22, 1978  
Brittany Chambers, Feb. 19, 2011

^ - Big 12 Championship game

# - WNIT game

\* - school record



Brittany Chambers (above) set the school record for the most 30-point games in a career with six during her time with the Wildcats from 2009-13. In her final game with 30 or more points in a game, Chambers set the school record for points in a game and a WNIT game with 42 against Texas Southern on March 21, 2013.



**TEAM GAME****MOST FIELD GOALS MADE**

Game: 46 vs. Pacific Christian (11/23/81)

**MOST FIELD GOAL ATTEMPTS**

Game: 109 vs. Iowa State, 1/31/76

**HIGHEST FIELD GOAL PERCENTAGE**

Quarter: .800 (3rd) (12-of-15) vs. Chicago State (11/11/16)

Half: .818 (18-of-22) vs. Texas Tech - 2nd half (1/27/02)

Game: .714 (40-56) vs. Nebraska (1/18/83)

**FEWEST FIELD GOALS ALLOWED**

Quarter: 1 (1st) by Kansas (1/20/16)

Half: 2 vs. Miss. Valley State (12/1/06)

Game: 5 vs. Miss. Valley State (12/1/06)

**TEAM SEASON****FIELD GOALS MADE**

1. 1,096 in 1979-80
2. 1,065 in 1982-83
3. 1,023 in 1980-81
4. 1,012 in 1978-79
5. 1,009 in 1975-76

**FIELD GOAL ATTEMPTS**

1. 2,595 in 1975-76
2. 2,401 in 1974-75
3. 2,370 in 1977-78
4. 2,356 in 1979-80
5. 2,350 in 1976-77

**FIELD GOAL PERCENTAGE**

1. .518 (1,065-2,055) in 1982-83
- .518 (968-1,869) in 1983-84
3. .503 (986-1,959) in 1981-82
4. .494 (938-1,899) in 2001-02
5. .480 (954-1,986) in 2002-03

**FIELD GOAL DEFENSE**

1. .290 (427-1,466) in 1973-74
2. .349 (708-2,027) in 1974-75
3. .355 (725-2,045) in 2002-03
4. .361 (653-1,807) in 2003-04
5. .365 (623-1,708) in 2004-05

**FIELD GOAL DEFENSE (SINCE 1981-82)**

1. .355 (725-2,045) in 2002-03
2. .361 (653-1,807) in 2003-04
3. .365 (623-1,708) in 2004-05
4. .368 (694-1,885) in 2015-16
5. .374 (715-1,911) in 2006-07

**INDIVIDUAL GAME****MOST FIELD GOALS MADE**

1. LeAnn Wilcox, vs. Pfeiffer (12/22/78) ..... 19
2. Nicole Ohlde, vs. Wyoming (11/24/00) ..... 17
- Tina Dixon, vs. Texas (12/30/83) ..... 17
4. Diana Miller, vs. Oklahoma (1/20/90) ..... 15
- Brittany Chambers, vs. Texas Southern (3/21/13) ..... 15
5. 10 players: Most Recent -  
Breanna Lewis, vs. Western Illinois (2/21/15) ..... 14

**FIELD GOALS MADE IN A 1ST QUARTER**

Breanna Lewis vs. Florida Atlantic (12/13/15) ..... 5

**FIELD GOALS MADE IN A 2ND QUARTER**

Breanna Lewis at Texas (2/17/16) ..... 6

**FIELD GOALS MADE IN A 3RD QUARTER**

Breanna Lewis vs. Western Illinois (12/21/15) ..... 6

**FIELD GOALS MADE IN A 4TH QUARTER**

Breanna Lewis vs. Sam Houston State (12/19/15) ..... 5

**MOST FIELD GOALS MADE IN A HALF**

Brittany Chambers, vs. Texas Southern (3/21/13) - 1st H. .... 11 (1st)

**MOST FGS IN A CONFERENCE GAME**

Diana Miller, vs. Oklahoma (1/20/90) ..... 15

**MOST FIELD GOALS ATTEMPTED**

1. Shawnda DeCamp, vs. Colorado (1/7/94) ..... 31
- Shawnda DeCamp, vs. Detroit (11/27/93) ..... 31
- Shawnda DeCamp, vs. St. Bonaventure (12/11/93) ..... 31
4. Kendra Wecker, at Baylor (2/8/03) ..... 27
- Brittany Chambers, at Oklahoma (2/20/13) ..... 27
6. Seven players: Most Recent -  
Brittany Chambers, vs. Texas Southern (3/21/13) ..... 25

**MOST FGS ATTEMPTED IN A HALF**

Kendra Wecker, at Baylor (2/8/03) ..... 16 (2nd)

Angie Finkes, vs. Eastern Mich. (1/23/98) ..... 16 (2nd)

Shanele Stires, vs. Missouri (1/29/95) ..... 16 (2nd)

**MOST FGS ATTEMPTED IN A CONFERENCE GAME**

Shawnda DeCamp, vs. Colorado (1/7/94) ..... 31

**HIGHEST FG PCT. (MIN. 15 ATTEMPTS)**

1. Nicole Ohlde, vs. Missouri (1/7/04) ..... .875 (14-16)
2. Tina Dixon, vs. Texas (12/30/83) ..... .850 (17-20)
3. Nicole Ohlde, vs. Texas A&M (1/20/01) ..... .823 (14-17)
4. Angie Finkes, vs. Kansas (2/27/99) ..... .800 (12-15)
5. Nicole Ohlde, vs. Creighton (12/14/03) ..... .765 (13-17)

**HIGHEST FG PCT. (MIN. 10 ATTEMPTS)**

1. Priscilla Gary, vs. CS Fullerton (12/31/82) ..... 1.000 (13-13)
2. Marsha Poppe, vs. Missouri St. (12/14/74) ..... .920 (11-12)
3. Jennifer Jones, vs. Missouri (3/3/84) ..... .923 (12-13)
4. Priscilla Gary, vs. Nebraska (1/18/83) ..... .916 (11-12)
5. Stacy Boyle, vs. Wichita St. (12/8/87) ..... .909 (10-11)

**HIGHEST FG PCT. IN A CONFERENCE GAME**

Nicole Ohlde, vs. Missouri (1/7/04) ..... .875 (14-16)

**INDIVIDUAL SEASON****FIELD GOALS MADE**

1. Tammie Romstad (1979-80) ..... 292
- Brittany Chambers (2012-13) ..... 273
3. Kendra Wecker (2002-03) ..... 257
4. Priscilla Gary (1982-83) ..... 253
5. Nicole Ohlde (2001-02) ..... 245
6. Priscilla Gary (1981-82) ..... 244
7. Kendra Wecker (2004-05) ..... 240
8. Nicole Ohlde (2002-03) ..... 243
9. Andria Jones (1996-97) ..... 231
- Breanna Lewis (2015-16) ..... 231

**FIELD GOAL ATTEMPTS**

1. Brittany Chambers (2012-13) ..... 640
2. Janet Reusser (1975-76) ..... 589
3. Tammie Romstad (1979-80) ..... 561
4. Kendra Wecker (2002-03) ..... 551
5. Kendra Wecker (2004-05) ..... 504
6. Eileen Feeney (1977-78) ..... 499
7. Eileen Feeney (1979-80) ..... 492
8. Shawnda DeCamp (1993-94) ..... 491
9. Eileen Feeney (1978-79) ..... 486
10. Laurie Miller (1976-77) ..... 484

**CLASS RECORDS, MOST FIELD GOALS MADE**

Fr. .... 221, Kendra Wecker (2001-02)

Soph. .... 292, Tammie Romstad (1979-80)

Jr. .... 244, Priscilla Gary (1981-82)

Sr. .... 273, Brittany Chambers (2012-13)

**FIELD GOAL PCT. (MIN. 150 ATTEMPTS)**

1. Tina Dixon (1983-84) ..... .629 (134-213)
2. Angie Bonner (1983-84) ..... .605 (161-266)
3. Angie Bonner (1982-83) ..... .584 (184-315)
4. Tina Dixon (1982-83) ..... .581 (108-186)
5. Nicole Ohlde (2001-02) ..... .579 (245-423)
6. Nicole Ohlde (2002-03) ..... .573 (243-424)
7. Nicole Ohlde (2003-04) ..... .570 (203-356)
8. Jennifer Jones (1984-85) ..... .568 (151-266)
9. Kristie Bahner (1989-90) ..... .565 (134-237)
10. Priscilla Gary (1982-83) ..... .563 (253-449)

**CLASS RECORDS - BEST FIELD GOAL PCT**

Fr. .... .588, Angie Bonner (1981-82)

Soph. .... .629, Tina Dixon (1983-84)

Jr. .... .605, Angie Bonner (1983-84)

Sr. .... .570, Nicole Ohlde (2003-04)

**INDIVIDUAL CAREER****FIELD GOALS MADE**

1. Kendra Wecker (2001-05) ..... 935
2. Nicole Ohlde (2000-04) ..... 882
3. Eileen Feeney (1976-80) ..... 758
4. Brittany Chambers (2009-13) ..... 751
5. Breanna Lewis (2013-17) ..... 666
6. Diana Miller (1987-91) ..... 657
7. Nadira Hazim (1987-91) ..... 655
- Tammie Romstad (1978-82) ..... 655
9. Ashley Sweat (2006-10) ..... 637
10. Laurie Koehn (2001-05) ..... 574

**FIELD GOAL ATTEMPTS**

1. Kendra Wecker (2001-05) ..... 1,913
2. Eileen Feeney (1976-80) ..... 1,868
3. Brittany Chambers (2009-13) ..... 1,845
4. Nicole Ohlde (2000-04) ..... 1,584
5. Diana Miller (1987-91) ..... 1,556
6. Nadira Hazim (1987-91) ..... 1,466
7. Ashley Sweat (2006-10) ..... 1,459
8. Janet Reusser (1972-76) ..... 1,416
9. Brit Jacobson (1994-98) ..... 1,356
10. Laurie Koehn (2001-05) ..... 1,317

**FIELD GOAL PCT. (MIN. 350 ATTEMPTS)**

1. Tina Dixon (1982-84) ..... .607 (242-399)
2. Angie Bonner (1981-84) ..... .593 (422-712)
3. Priscilla Gary (1981-83) ..... .558 (497-890)
4. Nicole Ohlde (2000-04) ..... .557 (882-1,584)
5. Jennifer Jones (1982-85) ..... .551 (411-746)
6. Nicky Ramage (1996-00) ..... .540 (422-781)
7. Tammie Romstad (1978-82) ..... .529 (655-1,237)
8. Kristie Bahner (1987-91) ..... .524 (369-704)
9. Breanna Lewis (2013-17) ..... .524 (666-1271)
10. Shalee Lehning (2005-09) ..... .514 (426-828)



Nicole Ohlde is second in career field goals made (882), third in field goals attempts (1,584) and fourth in field goal percentage (.557).

## TEAM GAME

## MOST THREE-POINTERS MADE

Game:	16 vs. Oklahoma State (1/23/13)
Both Teams:	25 vs. Western Michigan (12/20/02)

## 144 MOST THREE-POINT ATTEMPTS

Game:	44 vs. Baylor (1/16/13)
Both Teams:	60 (twice) at Iowa State (1/25/00) & 1/2/02)

## HIGHEST THREE-POINT PERCENTAGE

Half (Min. 5 att.):	.846 (11-13) vs. IUPUI (11/19/01)
Game (Min. 10 att.):	
	.714 (10-14) vs. Oklahoma State (1/19/96)
	.714 (10-14) vs. Oklahoma (1/18/92)
Both Teams:	.568 (25-44), Kansas State (15-24) vs. Western Michigan (10-20) on 2/16/00

## MOST THREE-POINT FIELD GOALS ALLOWED

Game:	17 vs. South Dakota (11/19/15)
-------	--------------------------------

## TEAM SEASON

## THREE-POINT FIELD GOALS MADE

- 325 in 2012-13 \*
- 262 in 2001-02
- 241 in 2002-03
- 233 in 2005-06
- 232 in 2009-10

## THREE-POINT ATTEMPTS

- 1077 in 2012-13 \*
- 676 in 2015-16
- 668 in 2013-14
- 664 in 2005-06
- 651 in 2006-07

## THREE-POINT FGS MADE PER GAME

- 8.78 in 2012-13
- 7.71 in 2001-02
- 7.25 in 2009-10
- 7.20 in 1999-00
- 7.19 in 2004-05

## THREE-POINT PERCENTAGE

- .411 (262-637) in 2001-02
- .386 (218-565) in 2003-04
- .383 (189-494) in 2000-01
- .377 (241-639) in 2002-03
- .372 (216-580) in 1999-00

## TEAMS WITH 5 PLAYERS W/ 20+ MADE 3-POINT FGS IN A SEASON

2002-03

Laurie Koehn, 72; Kendra Wecker, 56; Megan Mahoney, 56;  
Chelsea Domenico, 30; Amy Dutmer, 24

2009-10

Brittany Chambers, 65; Taelor Karr, 56; Kari Kincaid, 50;  
Ashley Sweat, 35; Shalin Spani, 24

## TEAMS W/ 3 PLAYERS W/ 50+ MADE 3-POINT FGS IN A SEASON

2002-03 Laurie Koehn, 72; Kendra Wecker, 56; Megan Mahoney, 56

2009-10 Brittany Chambers, 65; Taelor Karr, 56; Kari Kincaid, 50

2012-13 Brittany Chambers, 117; Haley Texada, 68; Bri Craig, 64

## INDIVIDUAL GAME

## THREE-POINT FIELD GOALS MADE

- Laurie Koehn, vs. Iowa (1/5/03) . . . . . 10
- Shawnda DeCamp, vs. Detroit (11/29/93) . . . . . 9
- Brittany Chambers, vs. Texas Southern (3/21/13) . . . . . 9
- Brittany Chambers, vs. Northwestern (12/19/11) . . . . . 8
- Kendra Wecker, vs. Illinois State (11/26/04) . . . . . 8
- Shawnda DeCamp, vs. Ohio State (12/19/93) . . . . . 8
- Kindred Wesemann, vs. Texas (2/4/15) . . . . . 8
- 10 players: Most Recent -  
Brittany Chambers, vs. Miss. Valley State (11/30/12) . . . . . 7

## MOST 3PT FGS MADE IN A CONFERENCE GAME

Kindred Wesemann, vs. Texas (2/4/15) . . . . . 8

## 3-POINT FIELD GOALS MADE IN A 1ST QUARTER

- |  |   |
|--|---|
| Megan Deines, three times . . . . .    | 2 |
| Kindred Wesemann, four times . . . . . | 2 |
| Kaylee Page, twice . . . . .           | 2 |

## 3-POINT FIELD GOALS MADE IN A 2ND QUARTER

- |                                   |   |
|-----------------------------------|---|
| Kindred Wesemann, twice . . . . . | 3 |
|-----------------------------------|---|

## 3-POINT FIELD GOALS MADE IN A 3RD QUARTER

- |  |   |
|--|---|
| Kindred Wesemann, at Baylor (2/3/16) . . . . . | 3 |
|--|---|

## 3-POINT FIELD GOALS MADE IN A 4TH QUARTER

- |                                   |   |
|-----------------------------------|---|
| Kindred Wesemann, twice . . . . . | 3 |
|-----------------------------------|---|

## MOST 3PT FGS MADE IN A HALF

- |  |         |
|--|---------|
| Laurie Koehn vs. Iowa (1/5/03) . . . . . | 8 (1st) |
|--|---------|

## MOST CONSECUTIVE GAMES WITH A 3PT FG MADE

- |                                  |    |
|----------------------------------|----|
| Laurie Koehn (2004-05) . . . . . | 26 |
|----------------------------------|----|

## 3PT FIELD GOAL ATTEMPTS

- Shawnda DeCamp, vs. Detroit (11/29/93) . . . . . 22
- Shawnda DeCamp, vs. District of Columbia (12/10/94) . . . . . 18
- Laurie Koehn, vs. Georgia State (12/29/01) . . . . . 17
- Laurie Koehn, vs. Notre Dame (3/25/03) . . . . . 17
- Shawnda DeCamp, vs. Utah (1/1/94) . . . . . 16

## MOST 3PT FG ATTEMPTS IN A CONFERENCE GAME

- |   |    |
|---|----|
| Laurie Koehn vs. Oklahoma (3/11/04) . . . . . | 15 |
|---|----|

## MOST 3PT FGS ATTEMPTED IN A HALF

- |  |          |
|--|----------|
| Shawnda DeCamp, vs. Detroit (11/27/93) . . . . . | 15 (1st) |
|--|----------|

## 3PT PCT. (MIN. 4 ATTEMPTS)

- Kendra Wecker, at Kansas (1/8/03) . . . . . 1.000 (5-5)
- Kristin Rethman, at Oklahoma (2/14/01) . . . . . 1.000 (5-5)
- Kim Woodlee, at Drake (12/9/00) . . . . . 1.000 (5-5)
- Amy Dutmer, vs. W. Michigan (12/20/03) . . . . . 1.000 (4-4)
- Kristin Rethman, vs. Grambling St. (11/30/02) . . . . . 1.000 (4-4)
- Kristin Rethman, at Kansas (1/13/01) . . . . . 1.000 (4-4)
- Kristin Rethman, vs. Creighton (3/11/99) . . . . . 1.000 (4-4)
- Missy Decker, vs. Iowa State (2/13/94) . . . . . 1.000 (4-4)
- Ashley Sweat, vs. Iowa State (2/24/07) . . . . . 1.000 (4-4)
- Brittany Chambers, at Creighton (11/23/09) . . . . . 1.000 (4-4)

## 3PT FG PCT IN A CONFERENCE GAME

- |   |             |
|---|-------------|
| Kristin Rethman at Oklahoma (2/14/01) . . . . . | 1.000 (5-5) |
| Kendra Wecker at Kansas (1/8/03) . . . . .      | 1.000 (5-5) |

## 3PT FG PCT IN A HALF

- |   |                  |
|---|------------------|
| Laurie Koehn vs. UW-Green Bay (12/6/01) . . . . . | 1.000 (6-6, 1st) |
| Kim Woodlee at Drake (12/9/00) . . . . .          | 1.000 (4-4, 1st) |
| Missy Decker vs. Texas A&M (1/25/97) . . . . .    | 1.000 (4-4, 2nd) |

## INDIVIDUAL SEASON

## THREE-POINT FIELD GOALS MADE

- Laurie Koehn (2001-02) . . . . . 122\*
- Brittany Chambers (2012-13) . . . . . 117 ^
- Laurie Koehn (2003-04) . . . . . 100
- Laurie Koehn (2004-05) . . . . . 98
- Shawnda DeCamp (1993-94) . . . . . 91
- Kindred Wesemann (2016-17) . . . . . 90
- Brittany Chambers (2010-11) . . . . . 88
- Kindred Wesemann (2015-16) . . . . . 85
- Kim Woodlee (1999-00) . . . . . 83
- Brittany Chambers (2011-12) . . . . . 80

\* - ranks tied for 9th in NCAA Division I history

^ - ranks 21st in NCAA Division I history

## THREE-POINT FIELD GOAL ATTEMPTS

- Brittany Chambers (2012-13) . . . . . 310
- Laurie Koehn (2001-02) . . . . . 289
- Brittany Chambers (2011-12) . . . . . 257
- Kindred Wesemann (2016-17) . . . . . 256
- Shawnda DeCamp (1993-94) . . . . . 255
- Laurie Koehn (2004-05) . . . . . 248
- Kimberly Dietz (2006-07) . . . . . 240
- Brittany Chambers (2010-11) . . . . . 236
- Laurie Koehn (2003-04) . . . . . 230
- Bri Craig (2012-13) . . . . . 229

## 3PT FIELD GOAL PCT (MIN. 50 ATTEMPTS)

- Kristin Rethman (2001-02) . . . . . 476 (69-145)
- Kristin Rethman (2000-01) . . . . . 452 (71-157)
- Laurie Koehn (2003-04) . . . . . 435 (100-230)
- Megan Mahoney (2002-03) . . . . . 434 (56-129)
- Amy Dutmer (2003-04) . . . . . 433 (26-60)
- Kim Woodlee (1999-00) . . . . . 428 (83-194)
- Kendra Wecker (2003-04) . . . . . 424 (28-66)
- Laurie Koehn (2001-02) . . . . . 422 (122-289)
- Kendra Wecker (2004-05) . . . . . 421 (40-95)
- Kim Woodlee (1997-98) . . . . . 421 (67-159)

## CLASS RECORDS, MOST THREE-POINT FIELD GOALS MADE

- |               |                                  |
|---------------|----------------------------------|
| Fr. . . . .   | 122, Laurie Koehn (2001-02)      |
| Soph. . . . . | 88, Brittany Chambers (2010-11)  |
| Jr. . . . .   | 100, Laurie Koehn (2003-04)      |
| Sr. . . . .   | 117, Brittany Chambers (2012-13) |

## CLASS RECORDS, BEST THREE-POINT PERCENTAGE

- |               |                                 |
|---------------|---------------------------------|
| Fr. . . . .   | .422, Laurie Koehn (2001-02)    |
| Soph. . . . . | .434, Megan Mahoney (2002-03)   |
| Jr. . . . .   | .452, Kristin Rethman (2000-01) |
| Sr. . . . .   | .476, Kristin Rethman (2001-02) |

## CAREER

## THREE-POINT FIELD GOALS MADE

- Laurie Koehn (2001-05) . . . . . 392\*
- Brittany Chambers (2009-13) . . . . . 350 ^
- Kim Woodlee (1997-01) . . . . . 285
- Kristin Rethman (1998-02) . . . . . 266
- Kindred Wesemann (2013-17) . . . . . 264
- Kimberly Dietz (2004-08) . . . . . 230
- Claire Coggins (2003-07) . . . . . 185
- Missy Decker (1993-97) . . . . . 176
- Bri Craig (2012-16) . . . . . 161
- Kendra Wecker (2001-05) . . . . . 153

\* - ranks tied for 2nd in NCAA Division I history

^ - ranks 20th in NCAA Division I history

## THREE-POINT FIELD GOALS ATTEMPTED

- Brittany Chambers (2009-13) . . . . . 974
- Laurie Koehn (2001-05) . . . . . 942
- Kindred Wesemann (2013-17) . . . . . 764
- Kim Woodlee (1997-01) . . . . . 682
- Kimberly Dietz (2004-08) . . . . . 679
- Kristin Rethman (1998-02) . . . . . 609
- Bri Craig (2012-16) . . . . . 567
- Claire Coggins (2003-07) . . . . . 534
- Missy Decker (1993-97) . . . . . 461
- Kari Kincaid (2006-10) . . . . . 444

## 3PT FG PCT (MINIMUM 75 ATTEMPTS)

- Kristin Rethman (1998-02) . . . . . 436 (266-609)
- Kim Woodlee (1997-01) . . . . . 417 (285-682)
- Laurie Koehn (2001-05) . . . . . 416 (392-942)
- Kendra Wecker (2001-05) . . . . . 398 (153-384)
- Amy Dutmer (2000-04) . . . . . 397 (50-126)
- Kelly Moylan (1989-93) . . . . . 384 (108-281)
- Missy Decker (1993-97) . . . . . 382 (176-461)
- Twiggy McIntyre (2003-06) . . . . . 375 (93-248)
- Megan Mahoney (2001-05) . . . . . 367 (117-319)
- Brittany Chambers (2009-13) . . . . . 359 (350-974)



## TEAM GAME

### MOST FREE THROWS MADE

Game:	32 vs. Colorado (12/6/79)
Both Teams:	52 vs. Oklahoma (1/22/95)

### MOST FREE THROW ATTEMPTS

Game:	48 vs. Iowa State (1/25/89)
Both Teams:	70 at Wyoming (3/28/07)

### HIGHEST FREE THROW PERCENTAGE

Game:	1.000, several times
	Most Recent - at Iowa State (3-3) on 2/24/16
Both Teams:	.941, Kansas State (21-of-21)
	vs. Chattanooga (11-of-13) on 3/23/08

### FEWEST FREE THROWS MADE

Game:	0, Five times, last time at Oklahoma (1/14/09)
-------	--

### FEWEST FREE THROWS ATTEMPTED

Game:	0, twice, last time at Oklahoma (1/14/09)
-------	---

## TEAM SEASON

### FREE THROWS MADE

- 506 in 1983-84
- 478 in 1986-87
- 471 in 1982-83
- 466 in 1989-90
- 463 in 1990-91

### FREE THROW ATTEMPTS

- 767 in 1983-84
- 710 in 1975-76
- 702 in 1976-77
- 694 in 1986-87
- 688 in 1977-78

### FREE THROW PERCENTAGE

- .743 (428-576) in 2001-02
- .733 (302-412) in 2004-05
- .732 (347-474) in 2009-10
- .724 (390-539) in 2002-03
- .723 (358-495) in 2008-09

## INDIVIDUAL GAME

### HIGHEST FT PCT (MIN. 10 ATTEMPTS)

- Andria Jones, vs. Lamar (11/25/95) ..... 1.000 (13-13)
- Ashley Sweat, vs. Oklahoma St. (2/15/09) ..... 1.000 (13-13)
- Kindred Wesemann, vs. South Dakota (11/19/15) . . . 1.000 (12-12)
- Kendra Wecker, vs. Bowling Green (3/19/05) ..... 1.000 (12-12)
- Kindred Wesemann, vs. Oklahoma St. (1/28/17) . . . 1.000 (10-10)
- Nicky Ramage, at Oklahoma St. (2/9/00) ..... 1.000 (10-10)
- Jennifer Grebing, vs. Colorado (2/8/92) ..... 1.000 (10-10)
- Diana Miller, vs. Colorado (1/12/91) ..... 1.000 (10-10)

### FREE THROWS MADE

- Angie Bonner, vs. Georgia (1/6/83) ..... 17
- Nicole Ohlde, vs. Valparaiso (3/21/04) ..... 15
- Nadira Hazim, vs. Nebraska (3/3/90) ..... 15
- Nicole Ohlde, vs. Baylor (1/27/04) ..... 14
- Angie Finkes, vs. Oklahoma State (2/21/98) ..... 14
- Brit Jacobson, vs. Drake (11/25/97) ..... 14
- Five players: Most recent -  
Brittany Chambers, at Iowa State (2/9/13) ..... 13

### FREE THROWS MADE IN A 1ST QUARTER

- Karyla Middlebrook vs. Oklahoma (2/21/17) ..... 5

### FREE THROWS MADE IN A 2ND QUARTER

- Kindred Wesemann vs. Southern (11/25/15) ..... 4
- Karyla Middlebrook at TCU (2/18/17) ..... 4

### FREE THROWS MADE IN A 3RD QUARTER

- Shaelyn Martin at Omaha (12/4/16) ..... 5

### FREE THROWS MADE IN A 4TH QUARTER

- Megan Deines vs. West Virginia (3/5/16) ..... 6
- Kindred Wesemann, twice ..... 6

### FTS MADE IN A HALF

- Ashley Sweat, vs. Colorado (2/21/09) ..... 13 (2nd)
- Nicole Ohlde, vs. Valparaiso (3/21/04) ..... 12 (1st)
- Nadira Hazim, vs. Nebraska (3/3/90) ..... 12 (2nd)

### FTS MADE IN A CONFERENCE GAME

- Nadira Hazim, vs. Nebraska (3/3/90) ..... 15

### FREE THROWS ATTEMPTED

- Nicole Ohlde, vs. Valparaiso (3/21/04) ..... 21
- Angie Bonner, vs. Georgia (1/6/83) ..... 20
- Nadira Hazim, vs. Nebraska (3/3/90) ..... 19
- Brit Jacobson, vs. Drake (11/25/97) ..... 18
- Brit Jacobson, vs. Missouri-Rolla (12/27/94) ..... 18
- Sue Leiding, vs. Minnesota (12/1/86) ..... 18
- Nicole Ohlde, vs. Baylor (1/27/04) ..... 17
- Brittany Chambers, at Iowa State (2/9/13) ..... 17
- Kristie Bahner, vs. Clemson (11/25/90) ..... 16
- Ashley Sweat, vs. Colorado (2/21/09) ..... 16
- Ashia Woods, vs. Oklahoma State (1/28/15) ..... 16
- Breanna Lewis, vs. UTRGV (12/7/15) ..... 16

### FTS ATTEMPTED IN A HALF

- Ashley Sweat, vs. Colorado (2/21/09) ..... 16 (2nd)
- Nadira Hazim, vs. Nebraska (3/3/90) ..... 15 (2nd)

### FT ATTEMPTS IN A CONFERENCE GAME

- Nadira Hazim vs. Nebraska (3/3/90) ..... 19

## INDIVIDUAL SEASON

### FREE THROWS MADE

- Angie Bonner (1982-83) ..... 153
- Nicole Ohlde (2002-03) ..... 138
- Nicole Ohlde (2003-04) ..... 136
- Ashley Sweat (2009-10) ..... 135
- Ashley Sweat (2008-09) ..... 132
- Nicole Ohlde (2001-02) ..... 120
- Sue Leiding (1986-87) ..... 119
- Angie Bonner (1983-84) ..... 115
- Marsha Poppe (1975-76) ..... 115
- Brittany Chambers (2012-13) ..... 115

### MOST CONSECUTIVE FREE THROWS MADE

- Ashley Sweat (2008-09) ..... 33
- Brittany Chambers (2011-12) ..... 29
- Kendra Wecker (2003-04) ..... 28

### FREE THROW ATTEMPTS

- Nicole Ohlde (2002-03) ..... 205
- Angie Bonner (1982-83) ..... 202
- Nicole Ohlde (2003-04) ..... 196
- Marsha Poppe (1975-76) ..... 187
- Nicole Ohlde (2001-02) ..... 184
- Angie Bonner (1983-84) ..... 172
- Greta Sigel (1970-71) ..... 169
- Ashley Sweat (2009-10) ..... 169
- Sue Leiding (1986-87) ..... 161
- Tammie Romstad (1979-80) ..... 161

### FREE THROW PCT (MIN. 60 ATTEMPTS)

- Laurie Koehn (2001-02) ..... .895 (94-105)
- Kendra Wecker (2003-04) ..... .894 (59-66)
- Kimberly Dietz (2005-06) ..... .867 (65-75)
- Kendra Wecker (2002-03) ..... .864 (76-88)
- Kindred Wesemann (2016-17) ..... .860 (92-107)
- Kendra Wecker (2004-05) ..... .856 (89-104)
- Kendra Wecker (2001-02) ..... .851 (86-101)
- Gayla Williams (1980-81) ..... .848 (56-66)
- Brittany Chambers (2009-10) ..... .844 (65-77)
- Kristin Rethman (2000-01) ..... .841 (69-82)

## BY CLASS

### MOST FREE THROWS MADE

- Fr. .... 102, Nadira Hazim (1987-88)
- Soph. .... 153, Angie Bonner (1983-84)
- Jr. .... 138, Nicole Ohlde (2002-03)
- Sr. .... 136, Nicole Ohlde (2003-04)

### BEST FREE THROW PCT

- Fr. .... .895, Laurie Koehn (2001-02)
- Soph. .... .867, Kimberly Dietz (2005-06)
- Jr. .... .894, Kendra Wecker (2003-04)
- Sr. .... .900, Laurie Koehn (2004-05)

## FREE THROW RECORDS



Nicole Ohlde rewrote the career record books in free throws made (476) and free throws attempted (707) during the 2003-04 season, a record formerly held by Brit Jacobson. Ohlde set an NCAA Tournament and school single game record for most free throws attempted (21) vs. Valparaiso in the NCAA Tournament First Round on March 21, 2004.

## INDIVIDUAL CAREER

### FREE THROWS MADE

- Nicole Ohlde (2000-04) ..... 476
- Ashley Sweat (2006-10) ..... 421
- Brit Jacobson (1994-98) ..... 348
- Nadira Hazim (1987-91) ..... 334
- Mary Jo Miller (1988-92) ..... 327
- Angie Bonner (1982-84) ..... 326
- Kendra Wecker (2001-05) ..... 310
- Brittany Chambers (2009-13) ..... 304
- Sue Leiding (1983-87) ..... 295
- Kristie Bahner (1987-91) ..... 279
- Diana Miller (1987-91) ..... 279

### FREE THROW ATTEMPTS

- Nicole Ohlde (2000-04) ..... 707
- Ashley Sweat (2006-10) ..... 545
- Brit Jacobson (1994-98) ..... 541
- Mary Jo Miller (1988-92) ..... 497
- Angie Bonner (1982-84) ..... 469
- Nadira Hazim (1987-91) ..... 446
- Shalee Lehnning (2005-09) ..... 440
- Sue Leiding (1983-87) ..... 437
- Marsha Poppe (1973-77) ..... 427
- Brittany Chambers (2009-13) ..... 406

### FREE THROW PCT (MIN. 150 ATTEMPTS)

- Laurie Koehn (2001-05) ..... .877 (193-220)
- Kendra Wecker (2001-05) ..... .864 (310-359)
- Kristin Rethman (1998-02) ..... .843 (167-198)
- Kindred Wesemann (2013-17) ..... .819 (235-287)
- Jennifer Jones (1982-85) ..... .814 (149-183)
- Twiggy McIntyre (2003-06) ..... .813 (130-160)
- Missy Decker (1993-97) ..... .778 (123-158)
- Gayla Williams (1977-81) ..... .773 (256-331)
- Ashley Sweat (2006-2010) ..... .772 (421-545)
- Kimberly Dietz (2004-08) ..... .768 (185-241)

## TEAM GAME

### MOST REBOUNDS

- 67 vs. Nebraska (1/17/75)
- 61 vs. Mississippi Valley State (12/1/06)
- 61 vs. Pacific Christian (11/23/81)
- 61 vs. Creighton (12/17/89)
- 60 vs. Iowa State (1/25/05)

## TEAM SEASON

### REBOUNDS

- 1,450 in 1980-81
- 1,443 in 1979-80
- 1,421 in 1976-77
- 1,368 in 1975-76
- 1,365 in 2002-03

### REBOUND AVERAGE

- 42.7 in 1987-88
- 42.6 in 1980-81
- 42.3 in 1982-83
- 42.0 in 1989-90
- 40.1 in 2002-03

### REBOUND DEFENSE

- 32.1 in 1976-77
- 32.3 in 2004-05
- 32.3 in 1996-97
- 32.4 in 2008-09
- 32.9 in 2002-03

### REBOUNDING MARGIN

- 8.5 (1,421-1,121) in 1976-77
- 8.1 (1,354-1,093) in 1982-83
- 7.2 (1,365-1,120) in 2003-04
- 7.1 (1,262-1,035) in 2004-05
- 7.1 (1,368-1,124) in 1975-76

## INDIVIDUAL GAME

### REBOUNDS

- Carlisa Thomas, vs. Colorado (2/11/87) ..... 20
- Kendra Wecker, vs. Harvard (12/1/01) ..... 20
- Shalee Lehnig, vs. La. Tech (12/6/05) ..... 20
- Nicole Ohlde, vs. Wyoming (11/24/00) ..... 19
- Carlisa Thomas, vs. Wichita State (12/1/84) ..... 19
- Tina Dixon, vs. Kansas (2/23/83) ..... 19
- Tammie Romstad, vs. Central Missouri (2/19/80) ..... 19
- Eileen Feeney, vs. NW Missouri State (2/8/78) ..... 19
- Andria Jones, vs. Oklahoma (2/8/97) ..... 18
- Shanele Stires, vs. UNC-Wilmington (1/3/93) ..... 18
- Shelly Hughes, vs. New Orleans (1/3/81) ..... 18
- Beth Boggs, vs. Missouri (12/10/77) ..... 18
- Marsha Poppe, vs. Missouri State (1/23/76) ..... 18

### REBOUNDS IN A 1ST QUARTER

- Breanna Lewis vs. Kansas (1/11/17) ..... 7

### REBOUNDS IN A 2ND QUARTER

- Breanna Lewis vs. Lamar (11/20/16) ..... 7

### REBOUNDS IN A 3RD QUARTER

- Breanna Lewis at Kansas (1/20/16) ..... 6

### REBOUNDS IN A 4TH QUARTER

- Breanna Lewis vs. Southern (11/25/15) ..... 6
- Kayla Goth vs. Florida Atlantic (12/13/15) ..... 6
- Erica Young, twice ..... 6

### BY CLASS REBOUNDS IN A GAME

- Fr. .... 20, Kendra Wecker, vs. Harvard (12/1/01)
- ..... 20, Shalee Lehnig, vs. La Tech (12/6/05)
- Soph. .... 19, Eileen Feeney, vs. NW Mo. St. (2/8/78)
- ..... 19, Tammie Romstad, at Central Missouri (2/19/80)
- ..... 19, Carlisa Thomas, at Wichita State (12/1/84)
- Jr. .... 18, Beth Boggs, at Missouri (12/9/77)
- ..... 18, Shelley Hughes, vs. Nebraska-Omaha (1/3/81)
- Sr. .... 20, Carlisa Thomas, vs. Colorado (2/11/87)

### REBOUNDS IN A CONFERENCE GAME

- Carlisa Thomas vs. Colorado (2/11/87) ..... 20

## INDIVIDUAL SEASON

### REBOUNDS

- Tammie Romstad (1979-80) ..... 337
- Carlisa Thomas (1986-87) ..... 321
- Nicole Ohlde (2002-03) ..... 306
- Kendra Wecker (2004-05) ..... 292
- Marsha Poppe (1975-76) ..... 287
- Laurie Miller (1976-77) ..... 282
- Kendra Wecker (2002-03) ..... 281
- Brittany Chambers (2012-13) ..... 281
- Breanna Lewis (2016-17) ..... 280
- Shelly Hughes (1980-81) ..... 273

### REBOUNDING AVERAGE

- Carlisa Thomas (1986-87) ..... 10.4
- Kendra Wecker (2004-05) ..... 10.1
- Tammie Romstad (1979-80) ..... 9.6
- Nicole Ohlde (2002-03) ..... 9.0
- Shanele Stires (1992-93) ..... 9.0
- Shanele Stires (1993-94) ..... 8.7
- Carlisa Thomas (1984-85) ..... 8.6
- Marsha Poppe (1974-75) ..... 8.4
- Kendra Wecker (2002-03) ..... 8.3
- Laurie Miller (1976-77) ..... 8.3
- Tammie Romstad (1980-81) ..... 8.3
- Shelley Hughes (1981-82) ..... 8.3

### BY CLASS MOST REBOUNDS

- Fr. .... 264, Kendra Wecker (2001-02)
- Soph. .... 337, Tammie Romstad (1979-80)
- Jr. .... 306, Nicole Ohlde (2002-03)
- Sr. .... 292, Kendra Wecker (2004-05)

### REBOUND AVERAGE

- Fr. .... 8.1, Nicole Ohlde (2000-01)
- Soph. .... 9.6, Tammie Romstad (1979-80)
- Jr. .... 9.0, Nicole Ohlde (2002-03)
- Sr. .... 10.4, Carlisa Thomas (1986-87)

## CAREER

### REBOUNDS (SINCE 1974-75)

- Kendra Wecker (2001-05) ..... 1,087
- Nicole Ohlde (2000-04) ..... 995
- Carlisa Thomas (1983-87) ..... 923
- Shalee Lehnig (2005-09) ..... 914
- Breanna Lewis (2013-17) ..... 865
- Brittany Chambers (2009-13) ..... 862
- Marlies Gipson (2005-09) ..... 811
- Megan Mahoney (2001-05) ..... 804
- Eileen Feeney (1976-80) ..... 783
- Tammie Romstad (1978-82) ..... 779

## REBOUNDING AVERAGE

- Shanele Stires (1992-95) ..... 8.7
- Kendra Wecker (2001-05) ..... 8.5
- Carlisa Thomas (1984-87) ..... 8.1
- Marsha Poppe (1974-77) ..... 8.0
- Nicole Ohlde (2000-04) ..... 7.9
- Jan Laughlin (1972-75) ..... 7.7
- Tammie Romstad (1979-82) ..... 7.3
- Andria Jones (1994-97) ..... 7.1
- Marlies Gipson (2005-09) ..... 7.1
- Shalee Lehnig (2005-09) ..... 7.0

## MOST 20 REBOUND GAMES

- Kendra Wecker vs. Harvard (12/1/01) ..... 1
- Carlisa Thomas vs. Colorado (2/11/87) ..... 1
- Shalee Lehnig vs. La. Tech (12/6/05) ..... 1

## MOST 15 REBOUND GAMES

- Nicole Ohlde (2000-04) ..... 5
- Kendra Wecker (2001-05) ..... 4
- Tammie Romstad (1978-82) ..... 3
- Shalee Lehnig (2005-09) ..... 2

## TOP 30 CAREER REBOUNDERS LIST

- Kendra Wecker (2001-05) ..... 1,087
- Nicole Ohlde (2000-04) ..... 995
- Carlisa Thomas (1984-87) ..... 923
- Shalee Lehnig (2005-09) ..... 914
- Breanna Lewis (2013-17) ..... 865
- Brittany Chambers (2009-13) ..... 862
- Marlies Gipson (2005-09) ..... 811
- Megan Mahoney (2001-05) ..... 804
- Eileen Feeney (1976-80) ..... 783
- Tammie Romstad (1978-82) ..... 779
- Diana Miller (1987-91) ..... 747
- Laurie Miller (1975-79) ..... 726
- Shanele Stires (1992-95) ..... 701
- Kristie Bahner (1987-91) ..... 698
- Angie Finkes (1997-00) ..... 627
- Ashley Sweat (2006-10) ..... 604
- Kim Price (1978-83) ..... 585
- Leah Honeycutt (1989-93) ..... 580
- Marsha Poppe (1973-77) ..... 579
- Nicky Ramage (1997-00) ..... 561
- Nadira Hazim (1988-91) ..... 554
- Shaelyn Martin (2014-present) ..... 553
- Angie Bonner (1982-84) ..... 540
- Brit Jacobson (1995-98) ..... 539
- Branshea Brown (2008-12) ..... 539
- Beth Boggs (1976-79) ..... 530
- Andria Jones (1994-97) ..... 515
- Margo Jones (1976-78) ..... 513
- Mariah White (2009-13) ..... 510
- Sue Leiding (1984-87) ..... 509
- Jalana Childs (2008-12) ..... 503



Kendra Wecker graces the record book as Kansas State's all-time leading rebounder. Wecker grabbed 1,087 rebounds in 128 career games played, which ranks third all-time in the Big 12 Conference record books. She holds the distinction of being the only Wildcat and second Big 12 player ever to have recorded 2,000 points and 1,000 rebounds in a career.



**TEAM GAME****ASSISTS**

- 37 vs. Arkansas-Pine Bluff (12/2/02)
- 34 vs. Texas-Pan American (12/12/87)
- 32 vs. Oral Roberts (1/8/87)
- 31 at Loyola (Md.) (12/30/01)
- 30 vs. Grambling State (12/4/09)
- 30 vs. New Hampshire (12/3/04)
- 30 vs. Grambling State (11/23/84)

**TEAM SEASON****ASSISTS**

- 618 in 2002-03
- 605 in 2001-02
- 582 in 2003-04
- 553 in 2005-06
- 545 in 2004-05

**ASSISTS PER GAME**

- 18.8 in 2003-04
- 18.2 in 2002-03
- 17.8 in 2001-02
- 17.0 in 2004-05
- 16.3 in 2005-06

**ASSIST TO TURNOVER RATIO**

- 1.33 in 2003-04
- 1.29 in 2002-03
- 1.20 in 2004-05
- 1.18 in 2008-09
- 1.17 in 2005-06

**INDIVIDUAL GAME****ASSISTS**

- Mary Jo Miller, vs. Oklahoma State (1/26/91) .....13
- Carlisa Thomas, vs. Oklahoma (2/4/87) .....13
- Carlisa Thomas, vs. UMKC (12/19/86) .....13
- Shalee Lehning, vs. UTSA (11/23/08) .....13
- Shalee Lehning, vs. Drexel (3/21/09) .....13
- Shalee Lehning, at Colorado (3/7/09) .....12
- Shalee Lehning, vs. Central Arkansas (1/3/09) .....12
- Shalee Lehning, at Arkansas State (11/25/08) .....12
- Shalee Lehning, vs. Nebraska (2/27/08) .....12
- Shalee Lehning, vs. Lipscomb (11/30/07) .....12
- Shalee Lehning, vs. Texas-Pan Am (12/2/05) .....12
- Megan Mahoney, vs. Missouri (3/10/04) .....12
- Megan Mahoney, vs. Saint Louis (12/6/03) .....12
- Megan Mahoney, vs. Georgia Tech (11/17/02) .....12
- Sheronda Jenkins, vs. Oklahoma (1/21/84) .....12
- 11 (12 times; last: Mariah White, vs. Texas A&M (1/4/12) .....11

**ASSISTS IN A 1ST QUARTER**

- Karyla Middlebrook, three times .....4
- Kayla Goth, vs. Iowa State (2/11/17) .....4

**ASSISTS IN A 2ND QUARTER**

- Kaylee Page, at Iowa State (2/24/16) .....6

**ASSISTS IN A 3RD QUARTER**

- Shaelyn Martin, twice .....4

**ASSISTS IN A 4TH QUARTER**

- Karyla Middlebrook, vs. Drake (3/18/17) .....5

**ASSISTS IN A CONFERENCE GAME**

- Mary Jo Miller vs. Oklahoma State (1/26/91) .....13

**INDIVIDUAL SEASON****ASSISTS**

- Shalee Lehning (2008-09) .....229
- Shalee Lehning (2007-08) .....203
- Shalee Lehning (2005-06) .....189
- Shalee Lehning (2006-07) .....179
- Mary Jo Miller (1990-91) .....175
- Carlisa Thomas (1986-87) .....167
- Megan Mahoney (2002-03) .....164
- Mariah White (2011-12) .....163
- Megan Mahoney (2003-04) .....162
- Megan Mahoney (2001-02) .....157
- Leticia Romero (2013-14) .....149
- Mary Jo Miller (1989-90) .....139
- Gayla Williams (1980-81) .....139

**BEST ASSIST-TO-TURNOVER RATIO (MIN. 40 ASSISTS)**

- Kjersten Larson (1996-97) .....2.20 (66-30)
- Missy Decker (1994-95) .....2.17 (63-29)
- Shalee Lehning (2008-09) .....2.16 (229-106)
- Megan Mahoney (2003-04) .....2.03 (162-80)
- Chelsea Domenico (2004-05) .....2.00 (72-36)
- Chelsea Domenico (2002-03) .....1.92 (102-53)
- Mariah White (2011-12) .....1.92 (163-85)
- Shalee Lehning (2005-06) .....1.83 (189-103)
- Chelsea Domenico (2003-04) .....1.82 (40-22)
- Nicole Ohlde (2003-04) .....1.75 (119-68)

**CLASS RECORDS, ASSISTS**

- Fr. ....189, Shalee Lehning (2005-06)
- Soph. ....179, Shalee Lehning (2006-07)
- Jr. ....203, Shalee Lehning (2007-08)
- Sr. ....229, Shalee Lehning (2008-09)

**CLASS RECORDS, ASSIST-TO-TURNOVER RATIO**

- Fr. ....1.83, Shalee Lehning (2005-06)
- Soph. ....1.92, Chelsea Domenico (2002-03)
- Jr. ....2.03, Megan Mahoney (2003-04)
- Sr. ....2.20, Kjersten Larson (1996-97)

**CAREER****CAREER ASSIST LEADERS LIST**

- Shalee Lehning (2005-09) .....800
- Megan Mahoney (2001-05) .....589
- Mary Jo Miller (1988-92) .....562
- Mariah White (2009-13) .....455
- Kendra Wecker (2001-05) .....379
- Cassandra Jones (1982-86) .....379
- Nicole Ohlde (2000-04) .....367
- Brittany Chambers (2009-13) .....363
- Carlisa Thomas (1983-87) .....347
- Kindred Wesemann (2013-17) .....329
- Betsy Sloan (1979-83) .....322
- Kimberly Dietz (2004-08) .....306
- Shaelyn Martin (2014-present) .....304
- Kristin Rethman (1998-02) .....294
- Nadira Hazim (1987-91) .....278
- Jenny Coalson (1995-00) .....277
- Brit Jacobson (1994-98) .....276
- Susan Green (1983-87) .....275
- Gayla Williams (1979-81) .....249
- Chelsea Domenico (2001-05) .....240
- Diana Miller (1987-91) .....236
- Kim Woodlee (1997-01) .....233
- Laurie Koehn (2001-05) .....218
- Elyse Funk (1987-90) .....211
- Marlies Gipson (2005-09) .....207
- Missy Decker (1994-97) .....205
- Shaelyn Martin (2014-present) .....202
- Kjersten Larson (1994-97) .....198
- Ashia Woods (2011-15) .....195
- Kari Kincaid (2006-10) .....189

**CONSECUTIVE SEASONS WITH 200+ ASSISTS**

- Shalee Lehning (2005-09) .....2

**CONSECUTIVE SEASONS WITH 100+ ASSISTS**

- Megan Mahoney (2001-05) .....4
- Shalee Lehning (2005-09) .....4
- Mariah White (2010-11, 2011-12, 2012-13) .....3



Shalee Lehning held 13 school assist records at the conclusion of her career in 2008-09. She is first in K-State history and second in Big 12 history with 800 career assists.

**BEST ASSIST-TO-TURNOVER RATIO (MIN. 100 ASSISTS)**

- Shalee Lehning (2005-09) .....1.83 (800-436)
- Chelsea Domenico (2001-05) .....1.76 (240-136)
- Mariah White (2009-13) .....1.64 (455-278)
- Megan Mahoney (2001-05) .....1.62 (589-363)
- Kjersten Larson (1994-97) .....1.43 (198-138)
- Kari Kincaid (2006-10) .....1.38 (189-137)
- Essence Perry (1998-99) .....1.38 (137-99)
- Betsy Sloan (1980-83) .....1.375 (322-234)
- Shaelyn Martin (2014-present) .....1.35 (304-225)
- Twiggy McIntyre (2003-06) .....1.33 (141-106)
- Karyla Middlebrook (2016-present) .....1.28 (106-83)
- Kindred Wesemann (2013-17) .....1.27 (329-260)

**MOST 5+ ASSIST GAMES**

- Shalee Lehning (2005-09) .....85
- Megan Mahoney (2001-05) .....64
- Mary Jo Miller (1988-92) .....60

**MOST 10+ ASSIST GAMES**

- Shalee Lehning (2005-09) .....19
- Mary Jo Miller (1988-92) .....8
- Megan Mahoney (2001-05) .....3



## TEAM GAME

### MOST STEALS

1. 29 vs. Texas-Pan American (12/12/87)
2. 24 vs. Abilene Christian (12/22/14)
- 24 vs. Iowa State (1/10/90)
4. 23 vs. Western Illinois (11/21/03)
- 23 vs. Wichita State (12/29/88)

## TEAM SEASON

### STEALS

1. 399 in 1983-84
2. 374 in 2014-15
3. 363 in 1985-86
4. 353 in 1986-87
5. 346 in 1988-89

### STEALS PER GAME

1. 12.9 in 1983-84
2. 12.5 in 1985-86
3. 11.9 in 1988-89
4. 11.8 in 1984-85
5. 11.4 in 1986-87

## INDIVIDUAL GAME

### STEALS

1. Jenny Coalson, vs. Missouri (2/15/98) ..... 10
- Cassandra Jones, vs. Kansas (1/29/85) ..... 10
- Sue Green, at Texas (12/15/84) ..... 10
4. Nadira Hazim, vs. Missouri State (12/4/90) ..... 9
- Nadira Hazim, vs. Oklahoma (2/4/89) ..... 9
- Carlisa Thomas, vs. Chapman (1/2/87) ..... 9
7. Carlisa Thomas, vs. UC Santa Barbara (12/29/86) ..... 8
- Andria Jones, vs. Nebraska (2/12/97) ..... 8
9. 11 times - including 5 times by  
Mary Jo Miller ..... 7

## STEALS IN A CONFERENCE GAME

- Jenny Coalson vs. Missouri (2/15/98) ..... 10

## INDIVIDUAL SEASON

### STEALS

1. Cassandra Jones (1984-85) ..... 129
2. Carlisa Thomas (1986-87) ..... 119
- Cassandra Jones (1983-84) ..... 119
4. Mary Jo Miller (1991-92) ..... 80
- Mariah White (2012-13) ..... 80
6. Mary Jo Miller (1990-91) ..... 79
- Carlisa Thomas (1985-86) ..... 79
- Cassandra Jones (1982-83) ..... 79
9. Nadira Hazim (1989-90) ..... 76
10. Carlisa Thomas (1983-84) ..... 75
- Priscilla Gary (1982-83) ..... 75

## CLASS RECORDS, MOST STEALS

- Fr. .... 79, Cassandra Jones (1982-83)  
Soph. .... 119, Cassandra Jones (1983-84)  
Jr. .... 129, Cassandra Jones (1984-85)  
Sr. .... 119, Carlisa Thomas (1986-87)

## CAREER

### STEALS

1. Cassandra Jones (1982-86) ..... 382
2. Carlisa Thomas (1983-87) ..... 289
3. Mary Jo Miller (1988-1992) ..... 288
4. Nadira Hazim (1987-91) ..... 260
5. Shalee Lehning (2005-09) ..... 235
6. Kendra Wecker (2001-05) ..... 227
7. Brit Jacobson (1994-98) ..... 219
8. Mariah White (2009-13) ..... 209
9. Ashia Woods (2011-15) ..... 193
- Kindred Wesemann (2013-17) ..... 193
11. Claire Coggins (2003-07) ..... 184

### STEALS PER GAME

1. Cassandra Jones (1982-86) ..... 3.50
2. Carlisa Thomas (1983-87) ..... 2.51
3. Mary Jo Miller (1988-1992) ..... 2.55
4. Nadira Hazim (1987-91) ..... 2.32
5. Brit Jacobson (1994-98) ..... 1.96
6. Shalee Lehning (2005-09) ..... 1.81
7. Kendra Wecker (2001-05) ..... 1.77
- Ashia Woods (2011-15) ..... 1.77
9. Mariah White (2009-13) ..... 1.62
10. Kindred Wesemann (2013-17) ..... 1.51

## MOST 5+ STEAL GAMES

1. Mary Jo Miller (1988-92) ..... 16
2. Kendra Wecker (2001-05) ..... 8
- Ashia Woods (2011-15) ..... 8
4. Kindred Wesemann (2013-17) ..... 6
5. Mariah White (2009-13) ..... 5

## MOST 10+ STEAL GAMES

1. Jenny Coalson vs. Missouri (2/15/98) ..... 1
- Cassandra Jones vs. Kansas (1/29/85) ..... 1
- Sue Green vs. Texas (12/15/84) ..... 1



Kansas State career steal leader Cassandra Jones (above) led the team in steals three out of her four seasons as a Wildcat. She shares the single game steal record and owns the sophomore and junior class records. In comparison, Jones led the Big Eight Conference in steals for two years, and ranks second all-time in career steals behind Olympian and All-American Lynette Woodard. On the national scene, Jones ranked sixth in the nation in steals in 1983-84. She was listed by Women's Basketball Yearbook in 1984-85 as No. 2 in steals and as the No. 1 returnee in the nation for 1985-86. Jones averaged more than 95 steals a season or 3.5 steals a game.



**TEAM GAME****MOST BLOCKED SHOTS**

1. 14, at Tulsa (11/13/15)
2. 13, vs. Wyoming (11/17/06)
3. 12, vs. UALR (12/28/07)
- 12, vs. Santa Clara (12/15/06)
5. 10, vs. George Washington (3/18/16)
- 10, vs. Hampton (11/21/14)
- 10, at Indiana State (12/20/08)
- 10, vs. Weber State (12/17/06)
- 10, vs. Rice (12/29/06)
- 10, vs. Bowling Green (3/19/05)
- 10, at Kansas (1/8/05)
- 10, vs. Baylor (3/12/03)
- 10, vs. Oklahoma (2/13/02)

**TEAM SEASON****BLOCKS**

1. 164 in 2006-07
2. 163 in 2005-06
3. 159 in 2007-08
4. 157 in 2015-16
5. 156 in 2014-15

**BLOCKS PER GAME**

1. 5.0 in 2007-08
2. 4.9 in 2015-16
3. 4.8 in 2006-07
- 4.8 in 2005-06
5. 4.7 in 2014-15

**INDIVIDUAL GAME****BLOCKS**

1. Breanna Lewis, vs. Kansas (1/11/15) . . . . . 8
2. Marlies Gipson, vs. Weber State (12/17/06) . . . . . 7
- Olga Firsova, at Colorado (2/16/00) . . . . . 7
- Shelley Hughes, vs. Illinois (1/8/81) . . . . . 7
- Breanna Lewis, at Kansas (1/20/16) . . . . . 7
- 4 Players with . . . . . 6 (13 times)
- . . . . . Breanna Lewis (5 times)
- . . . . . Marlies Gipson (4 times)
- . . . . . Shana Wheeler (twice)
- . . . . . Nicole Ohlde (twice)
- Most Recent -
- Breanna Lewis, vs. George Washington (3/18/16) . . . . . 6

**BLOCKS IN A CONFERENCE GAME**

- Breanna Lewis, vs. Kansas (1/11/15) . . . . . 8

**INDIVIDUAL SEASON****MOST BLOCKS**

1. Breanna Lewis (2014-15) . . . . . 97
2. Marlies Gipson (2008-09) . . . . . 86
3. Breanna Lewis (2015-16) . . . . . 82
4. Marlies Gipson (2007-08) . . . . . 70
5. Nicole Ohlde (2001-02) . . . . . 69
6. Nicole Ohlde (2002-03) . . . . . 65
7. Shana Wheeler (2006-07) . . . . . 63
8. Marlies Gipson (2005-06) . . . . . 62
9. Breanna Lewis (2016-17) . . . . . 59
10. Nicole Ohlde (2003-04) . . . . . 53

**CLASS RECORDS, MOST BLOCKS**

- Fr. . . . . 62, Marlies Gipson (2005-06)
- Soph. . . . . 97, Breanna Lewis (2014-15)
- Jr. . . . . 82, Breanna Lewis (2015-16)
- Sr. . . . . 86, Marlies Gipson (2008-09)

**CAREER****MOST BLOCKS**

1. Breanna Lewis (2013-17) . . . . . 282
2. Marlies Gipson (2005-09) . . . . . 257
3. Nicole Ohlde (2000-04) . . . . . 204
4. Shana Wheeler (2004-08) . . . . . 146
5. Brie Madden (2001-05) . . . . . 104
6. Olga Firsova (1998-00) . . . . . 100
7. Jessica Sheble (2013-17) . . . . . 77
8. Branshea Brown (2008-12) . . . . . 76
9. Tina Dixon (1982-84) . . . . . 74
10. Kendra Wecker (2001-05) . . . . . 71

**BLOCKS PER GAME**

1. Marlies Gipson (2005-09) . . . . . 2.23
2. Breanna Lewis (2013-17) . . . . . 2.20
3. Nicole Ohlde (2000-04) . . . . . 1.62
4. Olga Firsova (1998-00) . . . . . 1.69
5. Shana Wheeler (2004-08) . . . . . 1.38
6. Tina Dixon (1982-84) . . . . . 1.25
7. Brie Madden (2001-05) . . . . . 0.80
8. Jessica Sheble (2013-17) . . . . . 0.62
9. Branshea Brown (2008-12) . . . . . 0.59
10. Kristie Bahner (1987-91) . . . . . 0.59

**MOST 5+ BLOCK GAMES**

1. Marlies Gipson (2005-09) . . . . . 14
- Breanna Lewis (2013-17) . . . . . 14
3. Nicole Ohlde (2000-04) . . . . . 6
4. Shana Wheeler (2004-08) . . . . . 3
5. Olga Firsova (1998-00) . . . . . 2

**MOST 7+ BLOCK GAMES**

1. Breanna Lewis (2013-17) . . . . . 2
2. Marlies Gipson vs. Weber State (12/17/06) . . . . . 1
- Olga Firsova vs. Colorado (2/16/00) . . . . . 1
- Shelley Hughes vs. Illinois (1/8/81) . . . . . 1





Shalee Lehning set the school and Big 12 record for triple-doubles in a season with three during the 2008-09 season and ranks tied for seventh in NCAA history for triple-doubles in a season. She finished her career with a school and Big 12 record five triple-doubles for her career. She ranks tied for seventh in NCAA Division I history with five career triple-doubles. In the five games that Lehning registered a triple-double, she averaged 15.0 points, 11.4 rebounds and 11.0 assists.

**POINTS**
**Shalee Lehning**

Pts.	Opponent	Date
14	vs. Marquette	3/31/06*
15	at Wyoming	3/28/07**
11	at Arkansas State	11/25/08
19	at Washington	12/30/08
16	at Colorado	3/7/09

**Carlisa Thomas**

Pts.	Opponent	Date
10	vs. UMKC	12/19/86
12	vs. Oklahoma	2/4/87

**Megan Mahoney**

Pts.	Opponent	Date
12	vs. Saint Louis	12/6/03

**REBOUNDS**
**Shalee Lehning**

Rebs.	Opponent	Date
10	vs. Marquette	3/31/06*
12	at Wyoming	3/28/07**
14	at Arkansas State	11/25/08
10	at Washington	12/30/08
11	at Colorado	3/7/09

**Carlisa Thomas**

Rebs.	Opponent	Date
14	vs. UMKC	12/19/86
16	vs. Oklahoma	2/4/87

**Megan Mahoney**

Rebs.	Opponent	Date
10	vs. Saint Louis	12/6/03

**ASSISTS**
**Shalee Lehning**

Assts.	Opponent	Date
10	vs. Marquette	3/31/06*
11	at Wyoming	3/28/07**
12	at Arkansas State	11/25/08
10	at Washington	12/30/08
12	at Colorado	3/7/09

**Carlisa Thomas**

Assts.	Opponent	Date
13	vs. UMKC	12/19/86
13	vs. Oklahoma	2/4/87

**Megan Mahoney**

Assts.	Opponent	Date
12	vs. Saint Louis	12/6/03

\* - 2006 WNIT Championship game

\*\* - 2007 WNIT Semifinal game





**TEAM****MOST GAMES PLAYED**

**Season:** 37 in 2012-13  
**Home:** 20 in 2002-03 & 2014-15  
**Road:** 25 in 1976-77

**GAMES PLAYED**

- 37 in 2012-13 (Final Record: 19-18)
- 35 in 1976-77 (Final Record: 23-12)  
35 in 1979-80 (Final Record: 26-9)
- 34 in 2016-17 (Final Record: 23-11)  
34 in 2011-12 (Final Record: 20-14)  
34 in 2006-07 (Final Record: 19-15)  
34 in 2005-06 (Final Record: 24-10)  
34 in 2002-03 (Final Record: 29-5)  
34 in 2001-02 (Final Record: 26-8)  
34 in 1975-76 (Final Record: 28-6)  
34 in 1977-78 (Final Record: 20-14)  
34 in 1980-81 (Final Record: 23-11)

**MOST WINS**

**Season:** 29 in 2002-03  
**Home:** 19 in 2002-03  
**Road:** 10 in 2008-09

**MOST OVERALL WINS**

- 29 in 2002-03 (Big 12)
- 28 in 1975-76 (Big 8)
- 26 in 2001-02 (Big 12)  
26 in 1979-80 (Big 8)  
26 in 1981-82 (Big 8)

**MOST CONSECUTIVE WINS**

**Overall:** 17 from 1/14/82 to 3/18/82  
**Home:** 31 from 12/12/81 to 12/30/83  
**Road:** 7 (twice) 1/2-26/81 & 11/14/08 to 1/14/09

**LONGEST WINNING STREAKS**

- 17, 1981-82 (1/14/82 - 3/18/82)
- 14, 2001-02 (11/26/01 - 1/16/02)  
14, 2008-09 (11/14/08 - 1/14/09)
- 13, 2002-03 (12/2/02 - 1/25/03)
- 11, 1968-69 (dates unknown)  
11, 2003-04 (12/2/03 - 1/17/04)
- 10, 1975-76 (2/10/75 - 3/10/76)  
10, 1983-84 (2/11/84 - 3/10/84)  
10, 2007-08 (12/28/07 - 2/2/09)

**LONGEST HOME COURT WINNING STREAKS**

- 31, 12/12/81 - 12/30/83 (AFH)
- 21, 2/13/79 - 1/27/81 (AFH)
- 19, 2/18/86 - 1/13/88 (AFH)
- 18, 2/27/02 - 3/23/03
- 16, 11/21/03 - 12/4/04
- 15, 3/17/05 - 2/3/07
- 14, 1/2/84 - 1/22/85 (AFH)  
14, 2/27/08 - 3/1/09
- 12, 1/23/76 - 1/11/77 (AFH)  
12, 3/17/07 - 2/2/08

(AFH) - Ahearn Field House

**MOST CONFERENCE WINS**

- 14 in 2003-04 (Big 12)  
14 in 2002-03 (Big 12)
- 13 in 2007-08 (Big 12)
- 12 in 2004-05 (Big 12)  
12 in 1983-84 (Big 8)
- 11 in 2016-17 (Big 12)  
11 in 2001-02 (Big 12)
- 10 in 2010-11 (Big 12)  
10 in 2008-09 (Big 12)  
10 in 1989-90 (Big 8)

**WINNING PERCENTAGE**

- .852 (29-5) in 2002-03
- .824 (28-6) in 1975-76
- .813 (26-6) in 1981-82
- .806 (25-6) in 2003-04  
.806 (25-6) in 1983-84

**BIGGEST RECORD IMPROVEMENT**

14 victories, 12-16 in 2000-01 to 26-8 in 2001-02

**BEST HOME RECORD**

- 1.000 (13-0) in 2003-04  
1.000 (13-0) in 1986-87  
1.000 (14-0) in 1982-83  
1.000 (11-0) in 1978-79  
1.000 (6-0) in 1971-72
- .950 (19-1) in 2002-03

**FEWEST OVERALL LOSSES**

- 3 in 1968-69
- 5 in 2002-03
- 5 in 1971-72
- 6 (five times; last: 2003-04)

**MOST LOSSES**

**Season:** 23 in 1991-92  
**Home:** 10 in 1992-93  
**Road:** 14 in 1991-92

**MOST OVERALL LOSSES**

- 23 in 1991-92
- 20 in 1987-88
- 19 in 2013-14
- 18 in 2009-10  
18 in 2012-13
- 17 in 1999-00  
17 in 1997-98  
17 in 1992-93

**MOST CONSECUTIVE LOSSES**

**Overall:** 11 from 1/29/92 to 3/7/92  
**Home:** 5 (twice) 2/3-28/07 & 1/31-2/21/93  
**Road:** 11 (twice)  
1/12/88 to 12/10/88 & 1/29/92 to 2/12/93

**BEST BIG 12 CONFERENCE RECORD**

14-2 in 2002-03 & 2003-04  
13-3 in 2007-08

**MOST PERSONAL FOULS**

**Game:** 35, at UTEP (11/16/13)

**MOST DISQUALIFICATIONS**

**Game:** 4 vs. Baylor (3/1/97) & at UTEP (11/16/13)

**INDIVIDUAL****CONSECUTIVE GAMES WITH A DOUBLE-DOUBLE**

- Kendra Wecker (2/16/05 to 3/2/05) ..... 5  
Nicole Ohlde (2/15/03 to 3/1/03) ..... 5
- Shalee Lehnig (2/27/08 to 3/12/08) ..... 4  
Nicole Ohlde (12/29/01 to 1/5/02) ..... 4  
Shanele Stires (1/30/94 to 2/11/94) ..... 4  
Shanele Stires (12/10/94 to 12/20/94) ..... 4  
Shelly Hughes (12/20/80 to 1/5/81) ..... 4
- Brittany Chambers (2/2/13 to 2/9/13) ..... 3  
Kendra Wecker (12/28/04 to 1/2/05) ..... 3  
Kendra Wecker (11/29/03 to 12/5/03) ..... 3  
Nicole Ohlde (11/20/02 to 11/29/02) ..... 3  
Nicole Ohlde (1/27/02 to 2/2/02) ..... 3  
Laurie Miller (12/3/76 to 12/10/76) ..... 3  
Margo Jones (11/30/77 to 12/6/77) ..... 3  
Tammie Romstad (12/14/79 to 1/3/80) ..... 3  
Eileen Feeney (1/17/80 to 1/19/80) ..... 3  
Carlisa Thomas (2/4/87 to 2/11/87) ..... 3

**TRIPLE-DOUBLES**

- Carlisa Thomas, vs. UMKC (12/19/86) .....  
..... 10 points, 14 rebounds, 13 assists
  - Carlisa Thomas vs. Oklahoma (2/4/87) .....  
..... 12 points, 16 rebounds, 13 assists
  - Megan Mahoney vs. Saint Louis (12/6/03) .....  
..... 12 points, 10 rebounds, 12 assists
  - Shalee Lehnig vs. Marquette (3/31/06) .....  
..... 14 points, 10 rebounds, 10 assists
  - Shalee Lehnig at Wyoming (3/28/07) .....  
..... 15 points, 12 rebounds, 11 assists
  - Shalee Lehnig at Arkansas St. (11/25/08) .....  
..... 11 points, 14 rebounds, 12 assists ^
  - Shalee Lehnig at Washington (12/30/08) ...  
..... 19 points, 10 rebounds, 10 assists ^
  - Shalee Lehnig at Colorado (3/7/09) .....  
..... 16 points, 11 rebounds, 12 assists ^
- ^ - Big 12 and school record for triple-doubles in a season

**INDIVIDUAL SEASON****DOUBLE-DOUBLES**

- Kendra Wecker (2004-05) ..... 17
- Nicole Ohlde (2002-03) ..... 15
- Tammie Romstad (1979-80) ..... 14
- Kendra Wecker (2003-04) ..... 12  
Nicole Ohlde (2001-02) ..... 12  
Kendra Wecker (2001-02) ..... 12  
Carlisa Thomas (1986-87) ..... 12
- Kendra Wecker (2002-03) ..... 11
- Marsha Poppe (1975-76) ..... 10
- Shanele Stires (1993-94) ..... 10
- Kathy O'Toole (1976-77) ..... 9
- Shanele Stires (1992-93) ..... 9  
Breanna Lewis (2016-17) ..... 9

**TRIPLE-DOUBLES**

- Shalee Lehnig (2008-09) ..... 3\*
- \* - Big 12 single-season record; tied for 7th in NCAA history

**MINUTES**

- Brittany Chambers (2012-13) ..... 1,379
- Brittany Chambers (2011-12) ..... 1,247
- Laurie Koehn (2001-02) ..... 1,222
- Bri Craig (2012-13) ..... 1,220
- Megan Mahoney (2002-03) ..... 1,197

**MINUTES PER GAME**

- Missy Decker (1996-97) ..... 38.0
- Mary Jo Miller (1990-91) ..... 37.9
- Brittany Chambers (2012-13) ..... 37.3
- Jenny Coalson (1997-98) ..... 37.5
- Kari Kincaid (2009-10) ..... 36.8

**PERSONAL FOULS**

- Tammie Romstad (1979-80) ..... 119
- Kendra Wecker (2001-02) ..... 114
- Angie Bonner (1982-83) ..... 110
- Joann Hamlin (2005-06) ..... 110
- Greta Siegel (1974-75) ..... 109

**DISQUALIFICATIONS**

- Dee Weinreis (1980-81) ..... 7  
Barbara Gilmore (1981-82) ..... 7  
Carlisa Thomas (1985-86) ..... 7  
Leticia Romero (2013-14) ..... 7
- Rita Matteucci (1988-89) ..... 6  
Brit Jacobson (1997-98) ..... 6  
Olga Firsova (1998-99) ..... 6  
Joann Hamlin (2005-06) ..... 6  
Shana Wheeler (2006-07) ..... 6  
Tasha Dickey (2011-12) ..... 6

**INDIVIDUAL CAREER****DOUBLE-DOUBLES**

- Kendra Wecker (2001-05) ..... 52
- Nicole Ohlde (2000-04) ..... 39
- Shanele Stires (1992-95) ..... 27
- Tammie Romstad (1978-82) ..... 26
- Carlisa Thomas (1983-87) ..... 25
- Shalee Lehnig (2005-09) ..... 21  
Breanna Lewis (2013-17) ..... 21
- Marlies Gipson (2005-09) ..... 18
- Laurie Miller (1975-79) ..... 16
- Brittany Chambers (2009-13) ..... 15

**TRIPLE-DOUBLES**

- Shalee Lehnig (2005-09) ..... 5\*
- Carlisa Thomas (1983-87) ..... 2
- Megan Mahoney (2001-2005) ..... 1

\* - Big 12 record and ranks tied for seventh in NCAA Division I history

**GAMES PLAYED**

- Brittany Chambers (2009-13) ..... 135
- Eileen Feeney (1976-80) ..... 134
- Gayla Williams (1977-81) ..... 131  
Ashley Sweat (2006-10) ..... 131  
Jalana Childs (2011-12) ..... 131
- Brie Madden (2001-05) ..... 130  
Shalee Lehnig (2005-09) ..... 130  
Danielle Zanotti (2005-09) ..... 130  
Kristi Short (1975-78) ..... 130
- Megan Mahoney (2001-05) ..... 129  
Mariah White (2009-13) ..... 129

**GAMES STARTED**

- Brittany Chambers (2009-13) ..... 130
- Megan Mahoney (2001-05) ..... 129
- Kendra Wecker (2001-05) ..... 128
- Nicole Ohlde (2000-04) ..... 123  
Shalee Lehnig (2005-09) ..... 123  
Breanna Lewis (2013-17) ..... 123
- Eileen Feeney (1976-80) ..... 117  
Ashley Sweat (2006-10) ..... 117
- Laurie Koehn (2001-05) ..... 116
- Gayla Williams (1977-81) ..... 115  
Marlies Gipson (2005-09) ..... 115

**MINUTES**

- Brittany Chambers (2009-13) ..... 4,738
- Shalee Lehnig (2005-09) ..... 4,271
- Kendra Wecker (2001-05) ..... 4,141
- Nicole Ohlde (2000-04) ..... 4,103
- Ashley Sweat (2006-10) ..... 4,088
- Megan Mahoney (2001-05) ..... 4,079
- Laurie Koehn (2001-05) ..... 3,978
- Diana Miller (1988-91) ..... 3,915
- Kindred Wesemann (2013-17) ..... 3,865
- Kim Woodlee (1997-01) ..... 3,747

**MINUTES PER GAME**

- Brittany Chambers (2009-13) ..... 35.1
- Diana Miller (1988-91) ..... 34.3
- Laurie Koehn (2001-05) ..... 32.9  
Shalee Lehnig (2005-09) ..... 32.9
- Mary Jo Miller (1988-92) ..... 32.8
- Kim Woodlee (1997-01) ..... 32.6  
Nicole Ohlde (2000-04) ..... 32.6
- Kendra Wecker (2001-05) ..... 32.4
- Megan Mahoney (2001-05) ..... 31.6  
Taelor Karr (2009-11) ..... 31.6

**PERSONAL FOULS**

- Breanna Lewis (2013-17) ..... 376
- Kendra Wecker (2001-05) ..... 357
- Brit Jacobson (1995-98) ..... 354
- Gayla Williams (1978-81) ..... 344
- Branshea Brown (2008-12) ..... 339

**DISQUALIFICATIONS**

- Carlisa Thomas (1984-87) ..... 19
- Brit Jacobson (1995-98) ..... 13  
Angie Finkes (1997-00) ..... 13
- Barbara Gilmore (1982-83) ..... 12  
Sue Leiding (1984-87) ..... 12



Brittany Chambers (below) teamed up with Mariah White to score a school record 59 combined points at Iowa State on Feb. 9, 2013. Chambers (778) also paired with Haley Texada (423) to record the third-highest scoring output by two K-State teammates in a single-season with 1,201 points.



## GAME

### 50+ COMBINED POINTS - TWO TEAMMATES, SAME GAME (SINCE 1986-87)

Pts.	Player (Points)	Opp.	Date
59	Brittany Chambers (34) and Mariah White (25)	at Iowa State	2/9/13
57	Diana Miller (35) and Nadira Hazim (22)	at Oklahoma	1/20/90
56	Nicole Ohlde (31) and Laurie Koehn (25)	Missouri	1/7/04
56	Laurie Koehn (31) and Nicole Ohlde (25)	vs. Georgia State ^	12/29/01
54	Brittany Chambers (42) and Haley Texada (12)	Texas Southern	3/21/13
54	Brittany Chambers (32) and Jalana Childs (22)	at Nebraska	2/19/11
54	Kendra Wecker (41) and Laurie Koehn (13)*	vs. Illinois State ~	11/26/04
54	Nicky Ramage (27) and Angie Finkes (27)	vs. Baylor%	3/3/98
54	Mary Jo Miller (35) and Kelly Moylan (19)	at Oklahoma	1/18/92
54	Nadira Hazim (29) and Diana Miller (25)	Oklahoma State	1/26/91
53	Kendra Wecker (28) and Claire Coggins (25)	at Colorado	1/29/05
53	Laurie Koehn (33) and Kendra Wecker (20)	Iowa	1/5/03
53	Andria Jones (29) and Brit Jacobson (24)	Lamar	11/25/95
53	Diana Miller (28) and Mary Jo Miller (25)	Kansas	2/23/91
52	Susan Green (29) and Sue Leiding (24)	Missouri	2/25/87
51	Nicole Ohlde (27) and Laurie Koehn (24)	Oklahoma	1/31/04
51	Shawnda DeCamp (27) and Shanelle Stires (24)	Oklahoma	1/23/94
51	Diana Miller (28) and Nadira Hazim (23)	Oklahoma	1/23/91
50	Kindred Wesemann (28) and Breanna Lewis (22)	South Dakota	11/19/15
50	Leticia Romero (27) and Katya Leick (23)	Iowa State	1/18/14
50	Laurie Koehn (31) and Kendra Wecker (19)	Oregon State	12/9/01
50	Shawnda DeCamp (28) and Shanelle Stires (22)	St. Bonaventure#	12/11/93

Kansas State is 21-1 when two players combine for 50+ points in a game.

^ - at Baltimore, Md. | \* - Megan Mahoney also scored 13 points in this contest | ~ - at Freeport, Bahamas  
% - at Kansas City, Mo. | # - at Fairfield, Conn.

## SEASON

### TOP SCORING TANDEMS

Minimum 1,000 total points, 400+ by each player

Rk.	Player (Points)	Total	Year
1.	Kendra Wecker (646) and Nicole Ohlde (625)	1,271	2002-03
2.	Nicole Ohlde (610) and Laurie Koehn (600)	1,210	2001-02
3.	Brittany Chambers (778) and Haley Texada (423)	1,201	2012-13
3.	Tammie Romstad (686) and Eileen Feeney (459)	1,145	1979-80
4.	Priscilla Gary (586) and Angie Bonner (521)	1,107	1982-83
5.	Priscilla Gary (583) and Tammie Romstad (516)	1,099	1981-82
6.	Nicole Ohlde (542) and Kendra Wecker (521)	1,063	2003-04
7.	Diana Miller (519) and Nadira Hazim (504)	1,023	1990-91

## TOP REBOUNTING TANDEMS

Minimum 500 total rebounds, 200+ by each player

Rk.	Player (Rebounds)	Total	Year
1.	Nicole Ohlde (306) and Kendra Wecker (281)	587	2002-03
2.	Tammie Romstad (337) and Eileen Feeney (219)	556	1979-80
3.	Kendra Wecker (264) and Nicole Ohlde (262)	526	2001-02

## TOP ASSIST TANDEMS

Minimum 250 total assists, 100+ by each player

Rk.	Player (Assists)	Total	Year
1.	Megan Mahoney (164) and Kendra Wecker (125)	289	2002-03
2.	Megan Mahoney (162) and Nicole Ohlde (119)	281	2003-04
3.	Jenny Coalson (140) and Brit Jacobson (118)	258	1997-98
4.	Cassandra Jones (131) and Sheronda Jenkins (119)	250	1983-84

## SEASONS WITH 4 OR MORE PLAYERS AVG. DOUBLE FIGURES IN POINTS

### 2007-08

Kimberly Dietz, 14.9 ppg; Marlies Gipson, 11.7 ppg; Shalee Lehnig, 11.3 ppg; Ashley Sweat, 11.2 ppg

### 2006-07

Kimberly Dietz, 13.3 ppg; Marlies Gipson, 12.8 ppg; Claire Coggins, 11.9 ppg; Ashley Sweat, 11.4 ppg

### 2002-03

Kendra Wecker, 19.0 ppg; Nicole Ohlde, 18.4 ppg; Megan Mahoney, 13.9 ppg; Laurie Koehn, 13.2 ppg

### 1986-87

Sue Leiding, 15.5 ppg; Susan Green, 13.3 ppg; Carlisa Thomas, 11.6 ppg; Tracy Blecinski, 10.0 ppg

### 1983-84

Angie Bonner, 15.1 ppg; Jennifer Jones, 13.3 ppg; Tina Dixon, 12.3 ppg; Cassandra Jones, 11.4 ppg

### 1980-81

Tammie Romstad, 16.7 ppg; Kim Price, 12.0 ppg; Shelly Hughes, 11.5 ppg; Gayla Williams, 11.2 ppg; Taryn Bachis, 10.2 ppg

## CAREER

### 1,000 POINTS/500 REBOUNDS

Rk.	Player (Pos., Years)	Games	Points	Rebounds
1.	Kendra Wecker (F, 2001-05)*	128	2,333	1,087
2.	Nicole Ohlde (C, 2000-04)	126	2,241	995
3.	Brittany Chambers (G, 2009-13)	135	2,156	862
4.	Ashley Sweat (F, 2006-10)	131	1,805	604
5.	Diana Miller (F, 1987-91)	114	1,705	747
6.	Nadira Hazim (G, 1987-91)	112	1,670	554
7.	Eileen Feeney (F, 1976-80)	134	1,670	783
8.	Breanna Lewis (C, 2013-17)	128	1,552	865
8.	Tammie Romstad (C, 1978-82)	102	1,548	779
9.	Brit Jacobson (G, 1994-98)	112	1,519	539
10.	Shanelle Stires (G, 1992-95)	81	1,344	701
11.	Angie Finkes (F, 1996-2000)	115	1,314	627
12.	Marlies Gipson (F, 2005-09)	115	1,313	811
13.	Megan Mahoney (G, 2001-05)	129	1,307	804
14.	Jalana Childs (F, 2008-12)	131	1,237	503
15.	Shalee Lehnig (G, 2005-09)	130	1,189	914
16.	Angie Bonner (C, 1981-84)	92	1,170	540
17.	Andria Jones (F, 1993-97)	104	1,126	532
18.	Kim Price (F, 1978-83)	126	1,120	585
19.	Carlisa Thomas (F/C, 1983-87)	115	1,116	923
20.	Nicky Ramage (F, 1996-2000)	119	1,096	561
21.	Breanna Lewis (C, 2013-present)	94	1,081	585
21.	Sue Leiding (C, 1983-87)	115	1,071	509
22.	Laurie Miller (F, 1975-79)	121	1,053	726
23.	Kristie Bahner (F, 1987-91)	110	1,017	695

\* - only player to record 2,000 points and 1,000 rebounds for a career

### 1,000 POINTS/350 ASSISTS

Rk.	Player (Pos., Years)	Games	Points	Assists
1.	Shalee Lehnig (G, 2005-09)*	130	1,189	800
2.	Megan Mahoney (G, 2001-05)	129	1,307	589
3.	Mary Jo Miller (G, 1988-92)	113	1,091	562
4.	Kendra Wecker (F, 2001-05)	128	2,333	379
5.	Cassandra Jones (G, 1982-86)	109	1,271	379
6.	Nicole Ohlde (C, 2000-04)	126	2,241	367
7.	Brittany Chambers (G, 2009-13)	135	2,156	363


\* - only player in school and Big 12 history to record 1,000 points, 900 rebounds and 800 assists for her career

### 2,000 POINTS/850 REBOUNDS/350 ASSISTS

Rk.	Player (Pos., Years)	Points	Rebounds	Assists
1.	Kendra Wecker (F, 2001-05)	2,333	1,087	379
2.	Nicole Ohlde (C, 2000-04)	2,241	995	367
3.	Brittany Chambers (G, 2009-13)	2,156	862	363

Three of just four players at Big 12 schools to record 2,000 points, 850 rebounds and 350 assists.





Bramlage Coliseum has played host to the NCAA Women's Basketball Championship First and Second Rounds in 2002, 2003 and 2017 and the Postseason WNIT in 1999, 2006, 2007, 2013 and 2015. Kansas State has been ranked nationally among the top-35 in the NCAA Division I women's basketball attendance leaders for 16 straight seasons. In 2011 and 2012, Kansas State was named the Big 12 champion of the NCAA "Pack the House" initiative.

## BRAMLAGE COLISEUM ALL-TIME RECORDS vs. OPPONENTS

### NON-CONFERENCE

Abilene Christian	2-0
Akron	1-0
Alabama State	2-0
Alcorn State	2-0
Arkansas	1-0
Arkansas-Pine Bluff	2-0
Arkansas State	1-1
Army	1-0
Auburn	2-0
Ball State	2-0
Bradley	1-0
BYU	1-0
Central Arkansas	1-0
Central Connecticut State	1-0
Central Missouri State	1-0
Charlotte	1-0
Chicago State	1-0
Clemson	0-1
Colorado State	1-0
Connecticut	0-1
Creighton	4-1
Dartmouth	1-0
Delaware State	1-0
Detroit	2-0
Drake	3-0
Eastern Illinois	1-0
Eastern Kentucky	1-0
Eastern Michigan	1-0
Eastern Washington	1-0
Florida Atlantic	1-0
Georgia State	1-0
Georgia Tech	1-0
Grambling State	7-0
Hampton	2-0
Harvard	1-0
Idaho	2-0
Idaho State	1-0
Illinois	2-0
Illinois-Chicago	0-1
Illinois State	2-0
Indiana State	1-1
Iowa	2-0
IUPUI	1-0

Kent State	1-0
Lafayette	1-0
Lamar	2-0
Liberty	0-1
Lipscomb	1-0
Louisiana Tech	1-0
Loyola-Chicago	1-0
Maryland	0-1
Memphis	1-0
Michigan	1-0
Middle Tennessee State	1-0
Minnesota	2-1
Mississippi Valley State	2-0
Missouri	0-1
Missouri-Rolla	4-0
Missouri-St. Louis	1-0
Missouri State	3-1
Missouri Western State	1-0
Montana	1-0
New Hampshire	1-0
Nicholls State	1-0
North Dakota	1-0
Northeastern Illinois	1-0
Northern Illinois	1-0
Northern Iowa	1-0
Northwestern	0-1
Ohio	0-1
Ohio State	0-2
Oral Roberts	4-0
Oregon State	1-0
Penn State	1-0
Pepperdine	1-0
Princeton	1-0
Quincy	1-0
Sacramento State	1-0
Saint Joseph's	0-1
Saint Louis	1-0
Samford	1-0
Santa Clara	1-0
Sam Houston State	1-0
San Diego State	1-0
South Dakota	3-0
South Dakota State	1-0
Southern	2-0

Southern Illinois	1-0
SIUE	1-0
SMU	1-0
Southern Utah	1-0
St. John's	1-0
Stanford	0-1
TX A&M-Corpus Christi	1-0
UT-Arlington	4-0
UTEP	1-1
UTRGV	1-0
UTSA	1-0
Tennessee State	1-0
Texas-Pan Am	1-0
Texas Southern	2-0
Texas State	1-0
Tulsa	1-0
UC Davis	1-0
UMKC	5-0
USC	1-0
UC Santa Barbara	1-0
Utah	1-2
Vermont	1-0
Washington	1-0
Washington State	2-0
Weber State	2-0
Western Illinois	6-0
Western Michigan	1-0
Wichita State	4-3
William Jewell	1-0
Wisconsin-Green Bay	2-1
Wyoming	2-0
Yale	1-0
<b>Record</b>	<b>169-29 (.854)</b>

### BIG 12 CONFERENCE\*

Baylor	2-9
Colorado	13-10
Iowa State	17-13
Kansas	20-9
Missouri	19-5
Nebraska	14-9
Oklahoma	9-12
Oklahoma State	15-7
TCU	4-1
Texas	8-6
Texas A&M	7-2
Texas Tech	7-5
West Virginia	2-3
<b>Record</b>	<b>138-91 (.603)</b>

\* Since the formation of the Big 12 Conference before the 1996-97 season



KANSAS STATE - INDIVIDUAL RECORDS

Points.....	42 by Brittany Chambers vs. Texas Southern (3/21/13)
Field Goals.....	15 by Brittany Chambers, vs. Texas Southern (3/21/13)
Field Goal Attempts.....	31 by Shawnda DeCamp (twice) vs. Detroit (11/27/93) & vs. Colorado (1/7/94)
Field Goal Pct.....	.875 (14-16) by Nicole Ohlde vs. Missouri (1/7/04)
3-pt. Field Goals.....	10 by Laurie Koehn vs. Iowa (1/5/03)
3-pt. Attempts.....	22 by Shawnda DeCamp vs. Detroit (11/27/93)
3-pt. FG Pct.....	1.000 (4-4) by Amy Dutmer vs. Western Michigan (12/20/02)
Free Throws.....	14 by Nicole Ohlde vs. Baylor (1/27/04)
Free Throw Attempts.....	17 by Nicole Ohlde vs. Baylor (1/27/04)
FT Percentage.....	1.000 (13-13) by Andria Jones vs. Lamar (11/25/95)
.....	1.000 (13-13) by Ashley Sweat vs. Oklahoma State (2/15/09)
.....	1.000 (12-12) by Kindred Wesemann vs. South Dakota (11/19/15)
.....	1.000 (10-10) by Kindred Wesemann vs. Oklahoma State (1/28/17)
Rebounds.....	20 by Kendra Wecker vs. Harvard (12/1/01)
.....	20 by Shalee Lehning vs. La. Tech (12/6/05)
Assists.....	13, Shalee Lehning vs. UTSA (11/23/08)
Steals.....	10 by Jenny Coalson vs. Missouri (2/15/98)
Blocked Shots.....	8 by Breanna Lewis vs. Kansas (1/11/15)

KANSAS STATE - TEAM RECORDS

Most Points.....	115 vs. Arkansas-Pine Bluff (12/2/02)
Fewest Points.....	34 vs. Texas (2/3/07)
Most Field Goals.....	43 vs. Arkansas-Pine Bluff (12/2/02)
Fewest Field Goals.....	13, vs. Missouri (2/10/10)
Most Field Goal Attempts.....	78 vs. Idaho State (3/17/06)
Fewest Field Goals Attempts.....	35 vs. Missouri State (12/11/91)
Highest Field Goal Percentage.....	.645 (40-62) vs. Iowa (1/5/03)
Lowest Field Goal Percentage.....	.186 (18-49) vs. Colorado (2/26/92)
Most 3-pt. Field Goals.....	16 vs. Oklahoma State (1/23/13)
Fewest 3-pt. Field Goals.....	0, multiple times, latest vs. Texas (2/3/07)
Most 3-pt. Field Goal Attempts.....	44 vs. Baylor (1/16/13)
Fewest 3-pt. FG Attempts.....	0, multiple times, latest vs. Iowa State (1/25/89)
Highest 3-pt. FG Percentage.....	.833 (5-6) vs. Colorado (1/6/01)
Lowest 3-pt. FG Percentage.....	.000, multiple times, latest vs. Texas (2/3/07)
Most Free Throws.....	31 vs. Colorado (1/13/90)
Fewest Free Throws.....	2 vs. Central Connecticut State (1/2/05)
Most Free Throw Attempts.....	48 vs. Iowa State (1/25/89)
Fewest Free Throw Attempts.....	2 vs. Central Connecticut State (1/2/05)
Highest FT Percentage.....	.933 (14-15) vs. Iowa State (2/2/02)
Lowest FT Percentage.....	.300 (3-10) vs. Liberty (12/4/04)
Most Rebounds.....	61 vs. Miss. Valley State (12/1/06)
Fewest Rebounds.....	20 vs. Missouri (2/15/92)
Assists.....	37 vs. Arkansas-Pine Bluff (12/2/02)
Turnovers.....	35 vs. Lafayette (12/5/92)
Steals.....	25 vs. Baylor (1/12/00)
Blocked Shots.....	13 vs. Wyoming (11/7/06)

BRAMLAGE COLISEUM FACTS

**Built:** 1986  
**Capacity:** 12,528  
**Seasons:** Entering 30th  
**K-State's All-Time Record:** 312-120 (.722)  
**First Game:** vs. Colorado State (11/25/88)  
**First Win:** 70-56 vs. Colorado State (11/25/88)  
**First Points:** K-State's Mary Jo Miller hit two free throws with 19:10 left in the first half

YEAR-BY-YEAR RESULTS IN BRAMLAGE COLISEUM

YEAR.....	RECORD	YEAR.....	RECORD
1988-89.....	11-2	2003-04.....	13-0
1989-90.....	11-2	2004-05.....	11-2
1990-91.....	8-4	2005-06.....	14-5
1991-92.....	4-9	2006-07.....	13-5
1992-93.....	6-10	2007-08.....	12-2
1993-94.....	10-3	2008-09.....	13-1
1994-95.....	9-5	2009-10.....	7-8
1995-96.....	11-4	2010-11.....	13-2
1996-97.....	11-1	2011-12.....	10-4
1997-98.....	8-5	2012-13.....	12-7
1998-99.....	10-4	2013-14.....	7-7
1999-00.....	7-6	2014-15.....	15-5
2000-01.....	7-6	2015-16.....	13-4
2001-02.....	13-2	2016-17.....	14-4
2002-03.....	19-1	<b>TOTALS.....</b>	<b>312-120 (.722)</b>

OPPONENT - INDIVIDUAL RECORDS

Points.....	48 by Karen Jennings, Nebraska (1/21/92)
Field Goals.....	22 by Karen Jennings, Nebraska (1/21/92)
Field Goal Attempts.....	27 by Felicia Regland, Oregon State (12/9/01)
FG Percentage.....	.950 (19-20), Sandie Primus, Missouri (2/4/89)
3-pt. Field Goals.....	9 by Morgan Eye, Missouri (3/22/15)
3-pt. Attempts.....	18, by Morgan Eye, Missouri (3/22/15)
3-pt. FG Percentage.....	1.000 (4-4) by Barbara Garbova, Eastern Illinois (11/25/94)
.....	1.000 (4-4) by Jodi Bolerjack , Wyoming (11/17/06)
Free Throws.....	13 by Erika Martin, Missouri (1/5/96)
.....	13 by Sophia Young, Baylor (2/25/06)
Free Throw Attempts.....	18 by Angela Aycock, Kansas (12/12/95)
Free Throw Percentage.....	1.000 (8-8) by Teera Williams (3/21/13)
Rebounds.....	20 by Kristy Ryan, Sacramento State (3/3/94)
Assists.....	11 by Stacy Frese, Iowa State (1/28/98)
Steals.....	9, by Aaryn Ellenberg, Oklahoma (1/17/12)
Blocked Shots.....	8, by Brittney Griner, Baylor (2/3/10)

OPPONENT - TEAM RECORDS

Most Points.....	92 by Baylor (1/2/14)
Fewest Points.....	18 by Miss. Valley State (12/1/06)
Most Field Goals.....	36 by Baylor (1/25/17)
Fewest Field Goals.....	5 by Miss. Valley State (12/1/06)
Most Field Goal Attempts.....	94 by Long Beach State (11/24/89)
Fewest Field Goals Attempts.....	37 by Sacramento State (1/12/95)
Highest Field Goal Percentage.....	.588 (30-51) by Nebraska (1/17/98)
Lowest Field Goal Percentage.....	.086 (5-58) by Miss. Valley State (12/1/06)
Most 3-pt. Field Goals.....	17 by South Dakota (11/19/15)
Fewest 3-pt. Field Goals.....	0, multiple times, latest Kansas (1/25/14)
Most 3-pt. Attempts.....	39 by Idaho State vs. Harvard (11/30/01)
Fewest 3-pt. Field Goal Attempts.....	1, multiple times, latest, UC Santa Barbara (12/15/13)
Highest 3-pt. FG Percentage.....	.667 (8-12) by Iowa State (2/18/98)
Lowest 3-pt. FG Percentage.....	.000, multiple times, latest, Kansas (1/25/14)
Most Free Throws.....	33 by Baylor (2/25/06)
Fewest Free Throws.....	0, five times, latest by UMKC (11/27/90)
Most Free Throw Attempts.....	41 by Baylor (2/25/06)
Fewest Free Throw Attempts.....	2 (twice) by Oklahoma (2/22/89) & by Texas A&M (3/1/09)
Highest FT Percentage.....	1.000 (10-10) by Utah (4/3/13)
Lowest FT Percentage.....	.000 by Oklahoma (2/22/89)
Most Rebounds.....	69 by Long Beach State (11/24/89)
Fewest Rebounds.....	18 (twice) by Western Illinois (1/3/03) & Kansas (2/27/99)
Assists.....	27 by Oklahoma (2/12/92)
Turnovers.....	36 by Grambling State (11/29/96)
Steals.....	20 by SW Missouri State (12/11/91)
Blocked Shots.....	9, by Baylor (2/3/10)

BRAMLAGE COLISEUM FIRSTS

K-State opened Bramlage Coliseum on Nov. 25, 1988 with a 70-56 win over Colorado State. Here is a list of "firsts" that took place in that game.

POINTS

Mary Jo Miller, two free throws with 19:10 left in the first half

FIELD GOAL

Janet Madsen, layup with 18:21 left in the first half

FIELD GOAL ATTEMPT

Janet Madsen, layup with 18:21 left in the first half

FREE THROW MADE

Mary Jo Miller, two free throws with 19:10 left in the first half

FREE THROW ATTEMPTED

Mary Jo Miller, two free throws with 19:10 left in the first half

3-POINT FIELD GOAL

Diana Miller vs. Montana, 11-26-88 with 0:10 left in the first half

3-POINT FG ATTEMPT

Diana Miller vs. Montana, 11-26-88 with 0:10 left in the first half

REBOUND

Janet Madsen off a missed Nadira Hazim shot at the 17:44 mark of the first half

STEAL

Janet Madsen with 18:22 left in the first half

FOUL

Dametra Johnson of Colorado State :50 into the game

OVERTIME GAME

1-19-96, Oklahoma State, W 81-68\*  
\* later forfeited

STARTING LINEUP

F 15	Janet Madsen (5-8, Jr.)
F 33	Diana Miller (5-10, Soph.)
C 42	Stacey Boyle (6-1, Sr.)
G 30	Nadira Hazim (5-7, Soph.)
G 21	Mary Jo Miller (5-5, Fr.)



## SINGLE GAME

## BRAMLAGE GAMES (1988-89 TO PRESENT)

	Opponent (Date)	Result	Attendance
1.	Nebraska (1/12/02)	W, 85-71	13,466
2.	Kansas (1/17/04)	W, 79-50	13,340
	Texas A&M (2/22/03)	W, 88-49	13,340
	Oklahoma State (2/15/03)	W, 64-46	13,340
	Texas (1/25/03)	W, 71-69	13,340
	Iowa State (2/2/02)	L, 86-72	13,340
	Texas Tech (1/27/02)	W, 76-63	13,340
	Marquette (3/31/06)	W, 77-65	13,340
9.	Baylor (2/4/12)	L, 70-41	12,528
	Connecticut (12/11/16)	L, 75-58	12,528
10.	Texas Tech (3/3/04)	W, 85-73	12,174
11.	Oklahoma (2/13/02)	L, 76-68	11,789
12.	Arkansas (3/17/02)	W, 82-68	11,786
13.	Colorado (1/11/03)	W, 61-36	11,753
14.	Notre Dame (3/25/03)	L, 59-53	11,534
15.	Kansas (2/26/05)	W, 73-46	11,254
16.	Iowa (1/5/03)	W, 103-60	10,913
17.	Oklahoma (1/31/04)	W, 74-65	10,866
18.	Harvard (3/23/03)	W, 69-59	10,732
19.	Kansas (2/26/03)	W, 80-57	10,702
20.	Kent State (3/15/02)	W, 93-65	10,573
21.	Kansas (2/22/97)	L, 46-62	9,736

## ALL GAMES

	Opponent (Date)	Result	Attendance
1.	vs. Arizona State (11/25/01)	L, 76-58	14,057
2.	at Texas Tech (1/22/05)	W, 55-53	13,927
3.	Nebraska (1/12/02)	W, 85-71	13,466
4.	at Minnesota (3/23/04)	L, 80-61	13,425
5.	Kansas (1/17/04)	W, 79-50	13,340
	Texas A&M (2/22/03)	W, 88-49	13,340
	Oklahoma State (2/15/03)	W, 64-46	13,340
	Texas (1/25/03)	W, 71-69	13,340
	Iowa State (2/2/02)	L, 86-72	13,340
	Texas Tech (1/27/02)	W, 76-63	13,340
	Marquette (3/31/06)	W, 77-65	13,340
12.	at Nebraska (2/26/00)	L, 65-56	13,226
13.	at Nebraska (2/23/05)	W, 94-69	13,023
14.	at Iowa State (2/10/01)	L, 81-52	12,749
15.	Baylor (2/4/12)	L, 70-41	12,528
	Connecticut (12/11/16)	L, 75-58	12,528
16.	vs. Valparaiso (3/21/04)	W, 71-63	12,357
17.	at Wyoming (3/28/07)	L, 79-89 (3OT)	12,225
18.	Texas Tech (3/3/04)	W, 85-73	12,174
19.	at Texas Tech (3/6/03)	L, 73-64	12,144
20.	at Texas Tech (1/31/01)	L, 72-41	12,022
21.	at Kansas (2/17/02)	W, 65-40	11,858

## AHEARN FIELD HOUSE GAMES

	Opponent (Date)	Result	Attendance
1.	Missouri (3/3/84)	W, 100-84	4,250
2.	Texas (12/30/83)	L, 82-78	3,750
3.	Kansas (1/28/89)	W, 74-68	3,700
4.	Kansas (2/17/81)	L, 74-63	3,440
5.	Kansas (2/25/84)	W, 81-63	3,200
6.	Old Dominion (12/4/82)	W, 58-50	3,175
7.	Oklahoma (2/4/87)	W, 79-64	3,155
8.	Missouri (1/12/83)	W, 88-77	2,904
9.	Kansas (1/4/87)	W, 71-65	2,850
10.	Oklahoma (3/5/83)	W, 87-63	2,825
11.	Kansas (1/26/83)	W, 80-74	2,600
12.	Kansas (1/28/80)	W, 61-52	2,563
13.	Iowa State (1/17/87)	W, 63-56	2,524
14.	Colorado (1/16/82)	W, 76-71	2,450
	Kansas (2/23/82)	W, 80-69	2,450

## LARGEST HOME BIG 12 CONFERENCE CROWD

13,466 vs. Nebraska (1/12/02)

## LARGEST HOME BIG EIGHT CONFERENCE CROWD

4,250 vs. Missouri (3/3/84)

## LARGEST HOME NON-CONFERENCE CROWD

13,340 vs. Marquette (3/31/06)

## SINGLE SEASON

## TOP 10 HOME ATTENDANCE AVERAGE

	Year	G	Totals	Avg.		Year	G	Totals	Avg.
1.	2003-04	13	121,739	9,365	6.	2016-17	18	92,454	5,136
2.	2002-03	20	175,053	8,753	7.	2008-09	14	64,743	4,624
3.	2001-02	15	122,376	8,158	8.	2015-16	17	76,634	4,508
4.	2004-05	13	98,874	7,606	9.	2013-14	14	62,775	4,484
5.	2005-06	19	119,333	6,281	10.	2007-08	14	60,265	4,304

## TOP 10 TOTAL HOME ATTENDANCE

	Year .....	G.....	Totals		Year .....	G.....	Totals
1.	2002-03 .....	20 .....	175,053	6.	2016-17 .....	18 .....	92,454
2.	2001-02 .....	15 .....	122,376	7.	2014-15 .....	20 .....	80,783
3.	2003-04 .....	13 .....	121,739	8.	2015-16 .....	17 .....	76,634
4.	2005-06 .....	19 .....	119,333	9.	2006-07 .....	18 .....	73,142
5.	2004-05 .....	13 .....	98,874	10.	2008-09 .....	14 .....	64,743

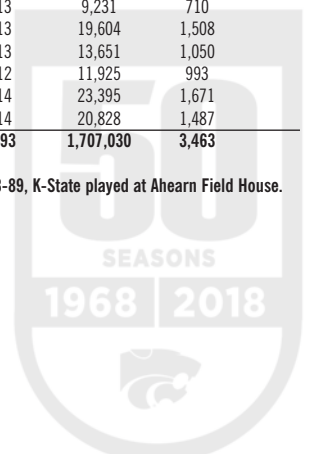
## YEARLY NCAA DIVISION I ATTENDANCE RANKINGS

Year	G	Rank	Avg.	Year	G	Rank	Avg.
2016-17	18	15th	5,136	2007-08	14	26th	4,304
2015-16	17	21st	4,508	2006-07	18	29th	4,063
2014-15	20	24th	4,039	2005-06	19	19th	6,281
2013-14	14	23rd	4,484	2004-05	13	8th	7,606
2012-13	19	32nd	3,284	2003-04	13	8th	9,365
2011-12	14	24th	4,069	2002-03	20	6th	8,753
2010-11	15	24th	4,068	2001-02	15	7th	8,158
2009-10	15	25th	4,009				
2008-09	14	20th	4,624				

## YEARLY ATTENDANCE (SINCE 1982-83)

Year	All Games			Home Games		
	G	Totals	Avg.	G	Totals	Avg.
2016-17	34	140,986	4,147	18	92,454	5,136
2015-16	32	148,637	4,645	17	76,634	4,508
2014-15	33	127,370	3,860	20	80,783	4,039
2013-14	30	109,791	3,660	14	62,775	4,484
2012-13	37	129,163	3,491	19	62,397	3,284
2011-12	32	136,985	4,029	14	56,970	4,069
2010-11	32	132,009	4,125	15	61,013	4,068
2009-10	32	124,850	3,902	15	60,137	4,009
2008-09	33	145,202	4,400	14	64,743	4,624
2007-08	32	108,226	3,382	14	60,265	4,305
2006-07	34	142,653	4,196	18	73,142	4,063
2005-06	34	160,510	4,721	19	119,333	6,281
2004-05	32	189,285	5,915	13	98,874	7,606
2003-04	31	214,548	6,921	13	121,739	9,365
2002-03	34	253,323	7,450	20	175,053	8,753
2001-02	34	211,738	6,228	15	122,376	8,158
2000-01	28	107,277	3,831	13	44,516	3,424
1999-00	30	113,608	3,787	13	49,068	3,816
1998-99	30	98,551	3,285	14	43,296	3,093
1997-98	28	70,632	2,523	13	30,578	2,352
1996-97	31	88,316	2,849	12	34,353	2,863
1995-96	30	37,591	1,253	15	10,901	726
1994-95	27	42,665	1,580	14	12,966	926
1993-94	27	33,256	1,231	13	7,225	555
1992-93	27	21,395	792	16	6,219	388
1991-92	28	21,862	780	13	7,143	549
1990-91	27	26,835	993	12	15,022	1,251
1989-90	30	44,373	1,109	13	18,265	1,405
1988-89*	29	31,287	1,079	13	13,298	1,023
1987-88	28	17,897	639	13	9,231	710
1986-87	31	45,290	1,461	13	19,604	1,508
1985-86	29	29,862	1,029	13	13,651	1,050
1984-85	29	28,164	971	12	11,925	993
1983-84	31	52,911	1,706	14	23,395	1,671
1982-83	32	36,152	1,129	14	20,828	1,487
Totals	1,036	3,153,177	3,044	493	1,707,030	3,463

\* - Denotes 1st season in Bramlage Coliseum; prior to 1988-89, K-State played at Ahearn Field House.



## OVERTIME GAMES

Overall Record: 25-27\*

Home: 13-6\* Road: 10-11 Neutral: 2-10

vs. Non-Conference Opponents: 8-14

vs. the Big 12: 9-12 vs. Oklahoma State: 3-0  
 vs. Baylor: 1-1 vs. Texas: 3-2  
 vs. Iowa State: 1-1 vs. TCU: 0-0  
 vs. Kansas: 4-3 vs. Texas Tech: 0-3  
 vs. Oklahoma: 0-1 vs. West Virginia: 0-0

Big 12 Tournament: 1-3

NCAA Tournament: 0-0

WNIT: 1-2

## SINGLE OVERTIME GAMES

Record: 21-23\*

Home: 13-6\* Road: 7-7 Neutral: 2-10

Date	Site	Opponent	W/L	Result
1/4/17	A	Oklahoma	L	80-85
11/19/15	H	South Dakota	W	84-81
2/25/15	H	Texas Tech	L	68-74
1/28/15	H	Oklahoma State	W	52-51
3/7/14	N	Kansas	L	84-87
4/3/13	H	Utah (WNIT)	L	46-54
1/23/13	H	Oklahoma State	W	76-70
2/25/12	A	Missouri	L	56-61
1/4/12	H	Texas A&M	W	71-69
12/3/11	H	Iowa	W	81-78
11/25/11	N	Purdue	L	42-46
2/5/11	A	Missouri	W	60-55
2/24/10	H	Texas Tech	L	67-75
11/16/09	H	Arkansas State	L	79-80
3/12/08	N	Iowa State	L	65-66
1/13/08	A	Texas	W	77-74
11/17/06	H	Wyoming	W	68-62
3/28/06	H	Western Kentucky	W	57-56
3/8/06	N	Baylor	L	74-79
2/18/06	A	Nebraska	L	62-64
2/1/06	H	Missouri	L	65-66
1/22/06	A	Texas	L	70-71
1/30/02	A	Texas	W	80-76
12/17/00	H	Vermont	W	64-60
11/24/00	N	Wyoming	L	73-70
3/3/98	N	Baylor	W	75-66
1/23/96	A	Arkansas State	L	73-64
1/19/96	H	Oklahoma State	W	81-68*
12/18/95	N	Northwestern	L	77-86
11/25/91	A	Illinois-Chicago	L	64-68
1/30/91	A	Kansas	W	74-73
1/5/88	A	Northern Arizona	W	74-65
12/2/87	H	Creighton	W	67-60
3/11/87	N	Northwestern	L	61-62
2/11/87	H	Colorado	W	85-78
1/24/87	H	Kansas	W	71-65
12/18/83	N	Montana	W	64-62
3/25/83	N	Texas	L	70-73
1/18/83	A	Nebraska	W	-104-103
12/22/82	A	Drake	L	79-82
2/10/78	H	Iowa State	W	66-64
11/25/77	N	Louisiana Tech	L	82-90
2/26/72	N	Stephen F. Austin	L	65-67
3/7/70	A	Kansas	W	50-45

\*one win later forfeited

## DOUBLE OVERTIME GAMES

Overall Record: 3-4

Home: 0-1 Road: 3-3

Date	Site	Opponent	W/L	Result
12/21/13	A	Hampton	L	75-86
2/2/13	H	Kansas	L	80-89
1/15/11	A	Texas Tech	L	66-68
2/18/07	A	Kansas	L	74-82
2/22/04	A	Missouri	W	93-90
1/30/02	A	Texas	W	80-76
2/6/79	A	Kansas	W	92-91

## TRIPLE OVERTIME GAMES

Overall Record: 0-1

Home: 0-0 Road: 0-1

Date	Site	Opponent	W/L	Result
3/28/07	A	Wyoming	L	79-89

## 100-POINT GAMES

Date	Site	Opponent	W/L	Result
12/13/15	H	Florida Atlantic	W	102-53
11/26/06	A	Santa Clara	W	100-71
11/26/04	N	Illinois State	W	105-61
1/5/03	H	Iowa	W	103-60
12/2/02	H	Arkansas-Pine Bluff	W	115-37
11/30/01	H	Grambling State	W	105-64
11/18/99	H	Eastern Kentucky	W	102-68
11/24/90	H	Alabama State	W	103-57
12/30/89	H	Minnesota	W	100-80
12/12/87	N	Texas-Pan American	W	110-46
3/1/86	H	Nebraska	W	101-63
3/3/84	H	Missouri	W	100-84
3/10/83	N	Oklahoma State	W	102-64
2/3/83	H	Nebraska	W	100-73
1/18/83	A	Nebraska (OT)	W	104-103
3/6/81	H	South Dakota	W	104-52
11/23/81	H	Pacific Christian	W	103-36
11/22/80	H	Tulsa	W	109-78
12/6/79	H	Colorado	W	106-75
2/15/79	H	Minnesota	W	103-68
1/6/79	A	Minnesota	W	100-62
11/24/78	N	Brigham Young	W	101-96
1/31/76	H	Iowa State	W	105-80
12/12/75	H	Fort Hays State	W	105-28

## MARGIN OF VICTORY

### Biggest Wins\*

1. 78 pts. vs. Arkansas-Pine Bluff (115-37), 12/2/02
2. 77 pts. vs. Fort Hays State (105-28), 12/12/75
3. 74 pts. vs. Haskell (94-20), 2/12/74
4. 67 pts. vs. Pacific Christian (103-36), 11/23/81
5. 66 pts. vs. Wichita State (87-21), 2/10/73

\*also biggest home wins

### Biggest Road Wins

1. 50 pts. vs. Haskell (67-17), 12/14/73
2. 41 pts. vs. Wichita State (66-25), 2/8/74
3. 40 pts. vs. Tulsa (94-54), 1/22/82
4. 39 pts. vs. Benedictine (65-26), 2/11/72
- 39 pts. vs. Benedictine (63-24), 1/15/74

### Biggest Losses

1. 61 pts. vs. UCLA (123-62), 1/20/78
2. 55 pts. vs. Wayland Baptist (76-21), 3/20/69
3. 49 pts. vs. Ranger J.C. (84-35), 3/21/69
4. 47 pts. vs. Wayland Baptist (91-44), 1/11/75
- 46 pts. vs. Louisiana Tech (100-54), 1/6/90
- 46 pts. vs. Connecticut (72-26), 3/19/12

\$ - NCAA Tournament

### Biggest Home Losses

1. 42 pts. vs. Baylor (91-49), 1/25/17
2. 33 pts. vs. Missouri (89-56), 1/15/92
3. 32 pts. vs. Louisiana Tech (77-45), 1/28/88
4. 31 pts. vs. Oklahoma (96-65), 1/13/88
- 31 pts. vs. Nebraska (78-47), 1/17/98

### Biggest Road Losses

1. 61 pts. vs. UCLA (123-62), 1/20/78
2. 47 pts. vs. Wayland Baptist (91-44), 1/11/75
3. 46 pts. vs. Louisiana Tech (100-54), 1/6/90
4. 45 pts. vs. UTEP (84-39), 11/16/13
5. 42 pts. vs. Seminole (85-43), 12/12/70

## MOST WINS OVER A 4-YEAR SPAN

1. 104, 2001-05
2. 102, 2002-06
3. 100, 1979-83
4. 99, 1980-84
5. 96, 1973-77

## HIGHEST WINNING PCT. OVER A 4-YR SPAN

1. .794, 2001-05
2. .779, 2002-06
3. .768, 1980-84
4. .756, 1972-76
5. .752, 1979-83





**K-STATEHD.TV****ESPN 2****ESPN 3****FS1****FS2****KANSAS STATE ALL-TIME ON TELEVISION (183-120, .604)**

157

Fox Sports Networks .....(100-72)	CBS College Sports .....(2-0)	Longhorn Network .....(1-5)	Texas Tech TV .....(1-0)
ESPN/ESPN2/ESPN3 .....(22-17)	Oxygen .....(1-0)	Mediacom .....(0-2)	FloHoops.com .....(3-0)
Metro (TWC)/Kansas 22/COX.....(30-16)	The Mtn .....(0-1)	SoonerSports.....(0-3)	ROOT Sports Pittsburgh.....(0-1)
K-StateHD.TV .....(22-3)	The Big 10 Network .....(1-0)	SNY .....(0-1)	

**Most TV appearances in one season: 32 (2016-17)**

DATE	(AP) OPPONENT	TV	W-L	SCORE	DATE	(AP) OPPONENT	TV	W-L	SCORE
3/20/17	(6) Stanford	ESPN2	L	48-69	12/30/15	Iowa State	ESPN3	L	79-84
3/18/17	(20) Drake	ESPN2	W	67-54	12/21/15	Western Illinois	ESPN3	W	84-45
3/5/17	vs. (2) Baylor*	FS1	L	71-88	12/19/15	Sam Houston State	ESPN3	W	78-50
3/4/17	vs. Iowa State*	FSN	W	74-67	12/13/15	Florida Atlantic	ESPN3	W	102-53
2/27/17	(12) Texas	ESPN3	L	61-69	12/7/15	UTRGV	COX	W	61-43
2/25/17	at Kansas	ESPN3	W	61-54	12/3/15	UT-Arlington	FCS Central	W	61-41
2/21/17	(16) Oklahoma	FCS Central	W	79-71	11/25/15	Southern	K-StateHD.TV	W	59-47
2/18/17	at TCU	FSN	W	68-65	11/23/15	at (1) Connecticut	SNY	L	57-97
2/15/17	at West Virginia	ROOT Pitt	L	59-66	11/19/15	South Dakota	FCS Central	W	84-81 (OT)
2/11/17	Iowa State	FSN	W	80-68	11/16/15	Abilene Christian	FCS Atlantic	W	76-45
2/4/17	at (12) Texas	LHN	L	58-63	3/22/15	Missouri ^	K-StateHD.TV	L	48-67
2/1/17	at Texas Tech	FS Plus	W	65-53	3/19/15	Akron ^	K-StateHD.TV	W	86-68
1/28/17	Oklahoma State	FSN	W	74-69	3/7/15	vs. (6) Baylor*	FCS	L	70-82
1/25/17	(2) Baylor	COX/TWC	L	49-91	3/6/15	vs. Kansas*	FCS	W	57-49
1/18/17	TCU	FCS Pacific	W	74-63	3/3/15	West Virginia	FSKC	W	59-55
1/14/17	at Oklahoma State	FS Oklahoma	W	63-43	2/25/15	at Kansas	ESPN3/TWC	W	55-48
1/11/17	Kansas	COX/TWC	W	73-60	2/21/15	Oklahoma	TWC/COX	L	64-73
1/7/17	Texas Tech	ESPN3	W	68-54	2/18/15	at Texas	Longhorn	L	58-76
1/4/17	at (20) Oklahoma	FCS Central	L	80-85 (OT)	2/15/15	Texas Tech	FSN	L	68-74 (OT)
1/1/17	(12) West Virginia	COX/TWC	W	86-71	2/11/15	TCU	FCS Central	W	93-79
12/29/16	at (3) Baylor	FS Plus	L	57-87	2/7/15	at Oklahoma	Sooner	L	58-66
12/22/16	at Northern Iowa	ESPN3	L	59-67	2/4/15	(20) Texas	FSMW	W	66-57
12/18/16	Princeton	ESPN3	W	60-42	1/31/15	at Texas Tech	TTTV	W	41-38
12/11/16	(1) Connecticut	FS1	L	58-75	1/28/15	Oklahoma State	COX 22	W	52-51 (OT)
12/7/16	UT-Arlington	FCS Pacific	W	62-49	1/24/15	at (3) Baylor	FSSW	L	46-68
12/1/16	(23) Auburn	COX/TWC	W	71-66	1/17/15	Iowa State	FCS Central	L	59-79
11/26/16	vs. UTEP	FloHoops	W	61-40	1/11/15	Kansas	FSN	W	58-52
11/25/16	vs. LSU	FloHoops	W	69-54	1/6/15	(5) Baylor	FSKC	L	74-44
11/24/16	vs. NC State	FloHoops	W	67-50	12/30/14	Samford	K-StateHD.TV	W	60-41
11/20/16	Lamar	ESPN3	W	68-43	12/22/14	Abilene Christian	FSKC	W	68-53
11/14/16	Tulsa	ESPN3	W	82-62	12/20/14	Grambling State	FCS Central	W	61-38
11/11/16	Chicago State	K-StateHD.TV	W	83-33	12/14/14	Oral Roberts	K-StateHD.TV	W	53-47
3/20/16	at (2) South Carolina#	ESPN	L	47-73	12/12/14	at Wichita State	COX 22	L	48-51
3/18/16	vs. George Washington#	ESPN2	W	56-51	12/8/14	William Jewell	K-StateHD.TV	W	66-53
3/5/16	vs. West Virginia*	FSN	L	65-74	12/4/14	UT-Arlington	FCS Central	W	45-41
2/29/16	at Oklahoma State	FOX+	L	51-59	11/21/14	Hampton	COX 22	W	66-46
2/27/16	(4) Baylor	FS2	L	52-63	11/18/14	UMKC	FCS Atlantic	W	65-36
2/21/16	Texas Tech	FCS Central	W	65-53	11/14/14	SIUE	K-StateHD.TV	W	81-55
2/17/16	at (8) Texas	Longhorn	L	51-58	3/7/14	vs. Kansas*	FCS	L	84-87 (ot)
2/13/16	Kansas	COX/TWC	W	81-67	3/3/14	TCU	FSMW	L	46-51
2/9/16	(21) Oklahoma	FCS Central	W	87-71	2/26/14	at Kansas	TWC/Cox	W	76-68
2/3/16	at (4) Baylor	FSSW+	L	52-87	2/22/14	(13) West Virginia	FCS Pacific	L	40-61
1/30/16	(6) Texas	ESPN3	L	51-66	2/19/14	at TCU	FSSW+	L	44-64
1/24/16	at Texas Tech	FSSW+	W	65-53	2/15/14	Texas Tech	FCS Pacific	W	60-54
1/20/16	at Kansas	FSN	W	59-46	2/12/14	Texas	FSKC	L	63-69
1/16/16	TCU	COX/TWC	W	58-49	2/1/14	at (23) Iowa State	Mediacom	L	65-84
1/13/16	Oklahoma State	ESPN3	W	47-44	1/29/14	Oklahoma	FSKC	W	86-78
1/10/16	at (17) Oklahoma	Sooner	L	58-68	1/25/14	Kansas	FSN	L	64-71
1/6/16	West Virginia	FCS Central	L	53-72	1/18/14	(13) Iowa State	FSKC	W	80-74
1/2/16	at TCU	FSSW	L	73-87	1/11/14	Oklahoma	FSSW+	L	50-61
					1/8/14	(15) Oklahoma State	FCS Central	L	51-58
					1/5/14	at Texas	LHN	L	53-67
					1/2/14	(9) Baylor	FSKC	L	63-92
					12/15/13	UC Santa Barbara	FCS Central	W	73-64
					12/7/13	Grambling State	FCS Pacific	W	83-50
					11/20/13	Wichita State	Cox/TWC	L	46-69
					11/10/13	Charlotte	K-StateHD.TV	W	73-65
					11/8/13	Tennessee State	K-StateHD.TV	W	85-53
					4/3/13	Utah ^	K-StateHD.TV	L	46-54 (OT)
					3/30/13	Illinois ^	K-StateHD.TV	W	66-48
					3/28/13	Ball State ^	K-StateHD.TV	W	60-48
					3/25/13	Illinois State ^	K-StateHD.TV	W	57-48
					3/21/13	Texas Southern ^	K-StateHD.TV	W	72-44
					3/9/13	vs. (1) Baylor	FSN	L	47-80
					3/4/13	at (1) Baylor	FSN	L	68-90
					3/2/13	Texas Tech	FCS Central	W	68-62
					2/23/13	Iowa State	FCS Central	L	50-69
					2/20/13	at Oklahoma	SoonerSports	L	57-72
					2/13/13	Texas	FSKC	W	68-47
					2/9/13	at Iowa State	Mediacom	L	71-87
					2/6/13	(23) Oklahoma	FSMW	L	68-74
					2/2/13	Kansas	K22/Metro	L	80-89 (20T)
					1/26/13	at Texas	LHN	L	40-59
					1/23/13	Oklahoma State	K-StateHD.TV	W	76-70 (OT)
					1/16/13	(1) Baylor	FSMW	L	69-90
					1/12/13	West Virginia	FSN	L	52-66
					1/5/13	TCU	K-StateHD.TV	W	59-58
					12/13	at (21) Kansas	Metro Sports	L	63-72
					12/16/12	UTEP	K22/Metro	L	50-52
					12/9/12	South Dakota	FSMW	W	68-54
					11/30/12	Mississippi Valley State	FSMW	W	64-57
					11/11/12	Arkansas-Pine Bluff	FCS Pacific	W	89-55
					11/9/12	Idaho State	K-StateHD.TV	W	62-54
					3/19/12	vs. (3) UConn#	ESPN2	L	26-72
					3/17/12	vs. (24) Princeton#	ESPN2	W	67-64
					3/9/12	vs. (1) Baylor*	FSN	L	65-86
					3/8/12	vs. Iowa State*	FSN	W	67-63
					3/3/12	Texas Tech	K22/Metro	L	63-64
					2/22/12	Oklahoma State	FSKC	W	53-50
					2/18/12	Texas	FSN	W	65-45
					2/12/12	Kansas	FSN	W	47-43
					2/4/12	(1) Baylor	K-StateHD.TV	L	41-70
					2/1/12	at Texas	LHN	W	64-55
					1/28/12	at Oklahoma State	FSN	W	67-56
					1/25/12	Iowa State	K22/Metro	L	57-66
					1/17/12	Oklahoma	FSKC	L	57-65
					1/14/12	at (10) Texas Tech	K-StateHD.TV	W	62-61
					1/11/12	Missouri	FSKC	W	72-46
					1/7/12	at Kansas	MetroSports	W	63-57
					1/4/12	(9) Texas A&M	K-StateHD.TV	W	71-69 (OT)
					12/7/11	Wichita State	K-StateHD.TV	W	60-34
					12/3/11	Iowa	FSKC	W	81-78
					11/18/11	Missouri State	K22/Metro	W	65-63
					11/16/11	BYU	K-StateHD.TV	W	59-46

DATE	(AP) OPPONENT	TV	W-L	SCORE
11/12/11	Dartmouth	K-StateHD.TV	W	54-20
3/20/11	vs. Purdue#	ESPN2	L	45-53
3/11/11	vs. (3) Baylor	FSN	L	53-86
3/9/11	vs. Iowa State*	FSN	W	56-53
3/2/11	(5) Texas A&M	FSKC	W	71-67
2/26/11	(25) Iowa State	K22/Metro	L	51-58
2/19/11	at Nebraska	FSMW	W	69-64
2/16/11	Colorado	FSKC	W	78-51
2/13/11	at (22) Iowa State	ESPN2	L	53-61
2/9/11	Texas	FSKC	L	59-69
1/29/11	Kansas	K22/Metro	W	65-60
1/26/11	at Colorado	FSRM	W	72-59
1/22/11	Nebraska	FSN	W	64-37
1/19/11	Missouri	K22/Metro	W	66-63
1/9/11	Oklahoma State	FSN	W	63-45
12/8/10	North Dakota	FSKC	W	76-49
3/12/10	vs. (3) Nebraska*	FSN	L	46-63
3/11/10	vs. Texas Tech*	Metro Sports	W	59-51
2/24/10	Texas Tech	FSKC	L	67-75 (OT)
2/21/10	(11) Oklahoma	FSN	L	58-64
2/10/10	Missouri	FSKC	W	37-33
1/23/10	at (7) Nebraska	FSN	L	56-71
1/20/10	Colorado	FSKC	L	57-63
1/13/10	at Missouri	FSKC	W	65-50
1/9/10	(24) Kansas	FSN	W	59-35
12/13/09	Northwestern	KS22	L	50-53
11/20/09	Washington State	FSKC	W	70-63
3/23/09	vs. (14) Vanderbilt#	ESPN2	L	61-74
3/21/09	vs. Drexel#	ESPN2	W	68-44
3/13/09	vs. (10) Texas A&M*	FSN	L	63-65
3/4/09	(15) Texas	FSN	W	66-50
3/1/09	(12) Texas A&M	FSN	L	45-71
2/15/09	Oklahoma State	FSN	W	79-71
2/7/09	at (8) Baylor	FSN	L	50-59
2/4/09	Missouri	FSN	W	58-54
1/27/09	Nebraska	FSN	W	51-40
1/24/09	at Kansas	FSN	W	59-50
12/30/08	at Washington	FSNNW	W	73-60
11/17/08	at Northwestern	Big 10	W	57-52
3/25/08	vs. (19) Louisville#	ESPN2	L	63-80
3/23/08	vs. Chattanooga#	ESPN2	W	69-59
3/12/08	vs. Iowa State*	FSN	L	65-66 (OT)
3/5/08	at Kansas	Metro Sports	W	61-50
2/27/08	Nebraska	FSN	W	69-65
2/17/08	at Missouri	FSN	W	56-40
2/2/08	(6) Baylor	FSN	L	49-63
1/27/08	at (14) Oklahoma St.	FSN	W	68-63
1/19/08	(25) Colorado	FSN	W	67-60
1/16/08	Texas Tech	FSN	W	71-45
1/13/08	at (15) Texas	FSN	W	77-74 (OT)
11/15/07	at Wyoming	The Mtn.	L	44-56
2/28/07	Oklahoma State	FSN	L	55-64
2/24/07	Iowa State	FSN	L	61-64
2/18/07	at Kansas	FSN	L	74-82 (2OT)
2/14/07	Colorado	FSN	L	58-60
2/11/07	at Texas Tech	ESPN2	W	66-59
1/31/07	at Colorado	FSN	L	55-66
1/24/07	Kansas	FSN	W	59-55
1/20/07	at (8) Baylor	FSN	L	70-79
1/23/07	Missouri	FSN	W	81-66
3/8/06	(10) Baylor*	FSN	L	74-79 (OT)
3/2/06	at Kansas	CBSCS	W	62-44
2/21/06	(9) Oklahoma	FSN	L	64-78

DATE	(AP) OPPONENT	TV	W-L	SCORE
2/8/06	at Colorado	FSN	W	67-62
2/4/06	Nebraska	FSN	W	71-64
1/29/06	at Iowa State	FSN	W	73-64
1/25/06	Kansas	FSN	W	69-63
1/22/06	at Texas	FSN	L	70-71 (OT)
1/4/06	Texas Tech	FSN	W	53-51
12/11/05	UMKC	FSN	W	75-42
3/21/05	vs. (18) Vanderbilt#	ESPN2	L	60-63
3/19/05	vs. Bowling Green#	ESPN2	W	70-60
3/12/05	vs. (6) Baylor*	FSN	L	55-68
3/10/05	vs. (11) Texas*	FSN	W	72-69
3/9/05	vs. Nebraska*	FSN	W	71-45
2/26/05	vs. Kansas	FSN	W	73-46
2/19/05	vs. Colorado	FSN	W	73-51
2/16/05	vs. (13) Texas	FSN	L	60-64
2/13/05	at Oklahoma	ESPN2	L	61-77
1/29/05	at Colorado	FSN	W	81-70
1/25/05	vs. (18) Iowa State	FSN	W	74-52
1/22/05	at (10) Texas Tech	FSN	W	55-53
1/11/05	vs. Missouri	FSN	W	87-44
1/8/05	at Kansas	CBSCS	W	63-45
12/18/04	vs. Alabama	FSN	W	71-52
12/11/04	at UMKC	Metro Sports	W	63-31
3/23/04	at (24) Minnesota#	ESPN2	L	61-80
3/21/04	vs. Valparaiso#	ESPN2	W	71-63
3/11/04	vs. (19) Oklahoma*	FSN	L	66-78
3/10/04	vs. Missouri*	FSN	W	79-58
2/29/04	at (5) Texas	FSN	L	63-65
2/22/04	at Missouri	Metro Sports	W	93-90 (2OT)
2/11/04	at Kansas	Metro Sports	W	81-51
2/8/04	(11) Colorado	ESPN2	W	79-53
1/27/04	(16) Baylor	Metro Sports	W	85-65
1/24/04	at Nebraska	FSN	L	63-81
1/17/04	Kansas	Metro Sports	W	79-50
1/10/04	at (14) Colorado	FSN	W	76-69
1/7/04	Missouri	FSMW	W	95-59
12/14/03	Creighton	FSMW	W	94-60
11/16/03	(7) Purdue	ESPN2	L	69-79
3/25/03	Notre Dame#	ESPN2	L	53-59
3/23/03	Harvard#	ESPN2	W	79-69
3/13/03	vs. (8) Texas Tech*	FSN	L	65-71
3/12/03	Baylor	FSN	W	77-60
3/6/03	at (8) Texas Tech	FSN	L	64-73
2/26/03	Kansas	Metro Sports	W	80-57
2/15/03	Oklahoma State	Metro Sports	W	64-46
2/8/03	at Baylor	FSN	W	65-53
2/1/03	at (18) Oklahoma	FSN	W	74-45
1/29/03	at Iowa State	Metro Sports	L	69-74
1/25/03	(16) Texas	FSN	W	71-69
1/15/03	Iowa State	Metro Sports	W	68-60
1/5/03	Iowa	ESPN2	W	103-60
11/24/02	(14) Penn State	Oxygen	W	88-66
3/23/02	vs. Old Dominion	ESPN2	L	62-88
3/17/02	Arkansas#	ESPN Regional	W	82-68
3/7/02	vs. (4) Oklahoma*	FSN	L	49-69
3/6/02	vs. (12) Texas*	FSN	W	79-63
2/13/02	(4) Oklahoma	Metro Sports	L	68-76
2/10/02	at Nebraska	FSN	L	52-67
1/27/02	(12) Texas Tech	FSN	W	76-63
1/23/02	Kansas	Metro Sports	W	72-59
2/20/01	Texas A&M	Metro Sports	W	60-55
2/3/01	Oklahoma State	FSN	L	55-69
1/20/01	at Missouri	FSN	L	60-65

DATE	(AP) OPPONENT	TV	W-L	SCORE
1/17/01	(17) Texas	Metro Sports	W	72-63
1/13/01	at Kansas	FSN	L	67-78
2/19/00	at (24) Kansas	FSN	L	43-61
2/16/00	at Colorado	FSN	W	62-54
2/5/00	Missouri	FSN	L	68-72
1/30/00	Nebraska	FSN	L	61-68
2/27/99	(22) Kansas	FSN	W	69-58
1/9/99	at (7) Texas Tech	FSN	L	60-73
12/9/98	Kent	Metro Sports	W	67-64
2/28/98	(6) Texas Tech	FSN	L	62-67
2/15/98	Missouri	FSN	W	66-57
2/7/98	at Kansas	FSN	L	62-65
2/4/98	Oklahoma	Metro Sports	L	67-69
1/13/98	at Missouri	Metro Sports	L	56-72
3/8/97	vs. Colorado*	FSN	L	44-54
3/6/97	vs. (9) Kansas*	FSN	W	73-58
2/19/97	Colorado	Metro Sports	W	68-62
2/8/97	at Oklahoma	FSN	W	49-47
2/1/97	Missouri	FSN	W	77-42

\* Big 12 Tournament game

# NCAA Tournament game;

^ WNIT game





## TEAM RECORDS

Most Points in a Game	105, Kansas St. vs. Grambling St. (11/30/01)
Most Points in a Half	62, Kansas St. vs. Grambling St. (11/30/01)
Fewest Points in a Game	18, Mississippi Valley State vs. Kansas St. (12/1/06)
Fewest Points in a Half	9, Sacramento St. vs. Kansas St. (12/5/03) 9, Miss. Valley St. vs. Kansas St. (12/1/06) 9, Alcorn State vs. Kansas St. (12/5/08)
Most Points by Two Teams	172, Idaho St. (82) vs. Grambling St. (90), (12/1/01)
Fewest Combined Points	89, UNC Wilmington (54) vs. Alabama St. (35), (12/4/99)
Largest Margin of Victory	63 (94-31), Kansas St. vs. Sacramento St. (12/5/03)
Smallest Margin of Victory	1, (71-70), Bradley vs. Sacramento St. (11/25/95), 1, (62-61), Grambling St. vs. Marquette (11/29/96)
Most Field Goals	40, Kansas St. vs. Grambling St. (11/30/01)
Most FG Attempts	82, Lamar vs. Sacramento St. (11/25/95) 82, Grambling St. vs. Marquette (11/29/96)
FG Percentage	59.6 (28-47), Kansas St. vs. TX Southern (12/1/00)
Lowest FG Percentage	8.6 (5-58), Mississippi Valley St. vs. Kansas St. (12/1/06)
3PT Field Goals	13, Lamar vs. Kansas State (11/25/95)
3PT Field Goals Attempts	39, Idaho State vs. Harvard (11/30/01)
3PT FG Pct. (min 6 att.)	.571 (8-14), Kansas St. vs. Sacramento St. (12/5/03)
Lowest 3PT FG Pct.	.000, 6 times - Last: .000 (0-7), St. John's vs. Kansas State (11/13/10)
Free Throws	28, Texas A&M-CC vs. Tennessee State (12/1/00)
Free Throw Attempts	41, Texas A&M-CC vs. Tennessee State (12/1/00)
FT Pct. (min. 10 att.)	.913 (21-23), Kansas St. vs. Middle Tenn. St. (12/6/02)
Lowest FT Pct.	.000 (0-2), Middle Tenn. St. vs. UW-Milwaukee (12/7/02)
Rebounds	61, Kansas St. vs. Mississippi Valley St. (12/1/06)
Offensive Rebounds	28, Detroit vs. Army (12/5/98)
Rebounding Margin	30 (54-24), Kansas St. vs. Sacramento St. (12/5/03)
Fewest Rebounds	20, Lipscomb vs. Kansas St. (11/30/08)
Fewest Offensive Rebounds	2, Kansas State vs. Weber State (12/7/02)
Most Assists	30, Kansas State vs. New Hampshire (12/3/04) 30, Kansas State vs. Grambling State (12/4/09)
Fewest Assists	1, Mississippi Valley St. vs. Kansas St. (12/1/06)
Most Turnovers	40, Sacramento State vs. Lamar (11/24/95)
Fewest Turnovers	8, Kansas State vs. Weber State (12/7/02)
Most Blocks	8, Kansas State vs. St. Joseph's (12/3/05) 8, Kansas State vs. Mississippi Valley St. (12/1/06)
Fewest Blocks	0, several teams
Most Steals	27, Grambling State vs. Idaho State (12/1/01)
Fewest Steals	1, St. Joseph's vs. Kansas State (12/3/05)

## INDIVIDUAL RECORDS

Points	38, Portia Wilson (Miss. Valley State) vs. Idaho (12/2/06)
Field Goals	15, Portia Wilson (Miss. Valley State) vs. Idaho (12/2/06)
FG Attempts	26, Alii Nieman (Idaho) vs. Kansas St. (12/4/99)
FG Pct. (min 8 att.)	.800 (8-10), Katie Feenstra (Liberty) vs. Kansas St. (12/4/04)
3PT Field Goals	7, Laurie Koehn (Kansas St.) vs. Middle Tennessee St. (12/6/02)
3PT FG Attempts	18, Jasmine Moore (Houston) vs. UTPA (12/3/05)
3PT FG Pct. (min 4 att.)	1.000 (4-4), Kristin Rethman (Kansas St.) vs. Grambling St. (11/30/01) 1.000 (4-4), Timika Williams (UTEP) vs. Missouri State (12/4/09)
Free Throws	13, Andria Jones (Kansas St.) vs. Lamar (11/25/95)
Free Throw Attempts	13, Andria Jones (Kansas St.) vs. Lamar (11/25/95)
FT Pct. (min 7 att.)	1.000 (13-13), Andria Jones (Kansas St.) vs. Lamar (11/25/95) 1.000 (7-7), Ashley Sweat (Kansas St.) vs. Miss. Valley St. (12/1/06) 1.000 (8-8), Shalin Spani (Kansas St.) vs. Alcorn St. (12/5/08)
Rebounds	20, Kendra Wecker (Kansas St.) vs. Harvard (12/1/01)
Offensive Rebounds	14, Molly Peherman (Detroit) vs. Army (12/5/98)
Most Assists	12, Megan Mahoney (Kansas St.) vs. Saint Louis (12/6/03) 12, Shalee Lehnning (Kansas St.) vs. UTPA (12/05) 12, Shalee Lehnning (Kansas St.) vs. Lipscomb (11/30/07)
Most Turnovers	11, K.T. Palmer (Detroit) vs. San Diego St. (12/4/98)
Most Steals	8, Lara Webb (Lamar) vs. Sacramento St. (11/24/95)

## WILDCAT CLASSIC RECORDS & RESULTS



## YEAR-BY-YEAR RESULTS

### NOVEMBER 24-25, 1995

Lamar def. Sacramento State, 98-69  
Kansas State def. Bradley, 60-51  
**Championship Game:**  
Kansas State defeated Lamar, 81-76  
**Consolation Game:**  
Bradley def. Sacramento State, 71-70  
**All-Tournament Team:** Carlene Mitchell (Kansas State), Lara Webb (Lamar)  
**Tournament MVP:** Andria Jones (Kansas State)

### NOVEMBER 29-30, 1996

Grambling State def. Marquette, 62-61  
Kansas State def. Nicholls State, 64-44  
**Championship Game:**  
Kansas State def. Grambling State, 72-62  
**Consolation Game:**  
Marquette def. Nicholls State, 76-60  
**All-Tournament Team:** Andria Jones (Kansas State), Shiekia Carter (Grambling State), Ayesha Rember (Marquette), Heather Stinson (Nicholls State)  
**Tournament MVP:** Brit Jacobson (Kansas State)

### DECEMBER 5-6, 1997

Utah def. Wisconsin-Green Bay, 61-55  
Kansas State def. Southern A&M, 82-38  
**Championship Game:**  
Utah def. Kansas State, 68-57  
**Consolation Game:**  
Wisconsin-Green Bay def. Southern A&M, 71-44  
**All-Tournament Team:** Chari Nordgaard (Wisconsin-Green Bay), Mariah Tatum (Southern A&M), Brit Jacobson (Kansas State), Brandy Harris (Kansas State), Alii Bills (Utah)  
**Tournament MVP:** Julie Krommenhoek (Utah)

### DECEMBER 4-5, 1998

San Diego State def. Detroit, 78-59  
Kansas State def. Army, 87-58  
**Championship Game:**  
Kansas State def. San Diego State, 77-56  
**Consolation Game:**  
Detroit def. Army, 73-60  
**All-Tournament Team:** Molly Peherman (Detroit), Charley Murray (San Diego State), Therese Kolley (Army), Nicky Ramage (Kansas State), Angie Finkes (Kansas State)  
**Tournament MVP:** Brandy Harris (Kansas State)

### DECEMBER 3-4, 1999

Idaho def. UNC Wilmington, 59-55  
Kansas State def. Alabama State, 80-32  
**Championship Game:**  
Kansas State def. Idaho, 81-69  
**Consolation Game:**  
UNC Wilmington def. Alabama State, 54-35  
**All-Tournament Team:** Alii Nieman (Idaho), Susan Woolf (Idaho), Chandra Watkins (UNC Wilmington), Olga Firsova (Kansas State), Nicky Ramage (Kansas State)  
**Tournament MVP:** Angie Finkes (Kansas State)

### DECEMBER 1-2, 2000

Texas A&M-Corpus Christi def. Tennessee State, 78-63  
Kansas State def. Texas Southern, 84-41  
**Championship Game:**  
Kansas State def. Texas A&M-CC, 63-54  
**Consolation Game:**  
Tennessee State def. Texas Southern, 66-51  
**All-Tournament Team:** Rocky Grayson (Tennessee State), Krystal Stancil (Tennessee State), Kristin Rethman (Kansas State), Nicole Ohlde (Kansas State)  
**Tournament MVP:** Kim Woodlee (Kansas State)

### NOVEMBER 30 & DECEMBER 1, 2001

Harvard def. Idaho State, 68-56  
Kansas State def. Grambling State, 105-54  
**Championship Game:**  
Kansas State def. Harvard, 72-56  
**Consolation Game:**  
Grambling State def. Idaho State, 90-82  
**All-Tournament Team:** LaKandra Davis (Grambling State), Mandi Carver (Idaho State), Tricia Tubridy (Harvard), Laurie Koehn (Kansas State), Nicole Ohlde (Kansas State)  
**Tournament MVP:** Kendra Wecker (Kansas State)

### DECEMBER 6-7, 2002

Weber State def. UW-Milwaukee, 56-49  
Kansas State def. Middle Tennessee State, 79-61  
**Championship Game:**  
Kansas State def. Weber State, 60-36  
**Consolation Game:**  
UW-Milwaukee def. Middle Tennessee St., 62-60  
**All-Tournament Team:** Julie Gjertsen (Weber State), Crystal Howe (Weber State), Maria Viall (UW-Milwaukee), Patrice Holmes (Middle Tennessee State), Kendra Wecker (Kansas State)  
**Tournament MVP:** Laurie Koehn (Kansas State)

### DECEMBER 5-6, 2003

Saint Louis def. Texas-Pan American, 77-45  
Kansas State def. Sacramento State, 94-31  
**Championship Game:**  
Kansas State def. Saint Louis, 94-54  
**Consolation Game:**  
Texas-Pan American def. Sacramento St., 60-50  
**All-Tournament Team:** Molly Schamel (Texas-Pan American), Kirsti Holloway (Saint Louis), Angie Lewis (Saint Louis), Laurie Koehn (Kansas State), Nicole Ohlde (Kansas State)  
**Tournament MVP:** Kendra Wecker (Kansas State)

### DECEMBER 3-4, 2004

Liberty def. Tennessee State, 74-38  
Kansas State def. New Hampshire, 84-50  
**Championship Game:**  
Liberty def. Kansas State, 77-56  
**Consolation Game:**  
New Hampshire def. Tennessee State, 66-42  
**All-Tournament Team:** Megan Mahoney (Kansas State), Laurie Koehn (Kansas State), Claire Coggins (Kansas State), Kristal Tharp (Liberty), Rima Margeviciute (Liberty)  
**Tournament MVP:** Katie Feenstra (Liberty)

### DECEMBER 2-3, 2005

Saint Joseph's def. Houston, 69-45  
Kansas State def. Texas-Pan American, 82-56  
**Championship Game:**  
Saint Joseph's def. Kansas State, 78-68  
**Consolation Game:**  
Houston def. Texas-Pan American, 63-55  
**All-Tournament Team:** Faith Schutte (Saint Joseph's), Shalee Lehnning (Kansas State), Twigg McInyre (Kansas State), Jasmin Moore (Houston)  
**Tournament MVP:** Ayahna Cornish (Saint Joseph's)

### DECEMBER 1-2, 2006

Alcorn State def. Idaho, 81-62  
Kansas State def. Miss. Valley State, 77-18  
**Championship Game:**  
Kansas State def. Alcorn State, 81-41  
**Consolation Game:**  
Idaho def. Miss. Valley State, 76-71  
**All-Tournament Team:** Portia Wilson (Miss. Valley State), Katie Madison (Idaho), Rasaan Powell (Alcorn State), Shalee Lehnning (Kansas State)  
**Tournament MVP:** Marlies Gipson (Kansas State)

### NOVEMBER 30 and DECEMBER 1, 2007

UTEP def. Arkansas-Pine Bluff, 73-56  
Kansas State def. Lipscomb, 92-50  
**Championship Game:**  
Kansas State def. UTEP, 66-58  
**Consolation Game:**  
Lipscomb def. Arkansas-Pine Bluff, 48-43  
**All-Tournament Team:** Kimberly Dietz (Kansas State), Ashley Sweat (Kansas State), Jareica Hughes (UTEP), Natasha Lacy (UTEP)  
**Tournament MVP:** Shalee Lehnning (Kansas State)

### DECEMBER 5-6, 2008

Arkansas def. Miss. Valley State, 79-49  
Kansas State def. Alcorn State, 80-22  
**Championship Game:**  
Kansas State def. Arkansas, 65-56  
**Consolation Game:**  
Miss. Valley State def. Alcorn State, 56-36  
**All-Tournament Team:** Shalee Lehnning (Kansas State), Marlies Gipson (Kansas State), Cierra Ricketts (Arkansas), Whitney Jones (Arkansas)  
**Tournament MVP:** Ashley Sweat (Kansas State)

### DECEMBER 4-5, 2009

Missouri State def. UTEP, 80-73  
Kansas State def. Grambling State, 87-62  
**Championship Game:**  
Kansas State def. Missouri State, 64-60  
**Consolation Game:**  
UTEP def. Grambling State, 54-40  
**All-Tournament Team:** Brittany Chambers (Kansas State), Casey Garrison (Missouri State), Christiana Shorter (Missouri State), Jareica Hughes (UTEP)  
**Tournament MVP:** Ashley Sweat (Kansas State)

### NOVEMBER 12-13, 2010

St. John's def. Marist, 64-50  
Kansas State def. Grambling State, 67-44  
**Championship Game:**  
Kansas State def. St. John's, 64-53  
**Consolation Game:**  
Marist def. Grambling State, 82-61  
**All-Tournament Team:** Mariah White (Kansas State), Nadirah McKeith (St. John's), Da'Shena Stevens (St. John's), Brandy Gang (Marist)  
**Tournament MVP:** Jalana Childs (Kansas State)



YEAR	COACH	OVERALL	PCT.	CONF.	FINISH	POSTSEASON
1968-69	Judy Akers	11-3	.786	—	—	—
1969-70	Judy Akers	10-7	.588	—	—	—
1970-71	Judy Akers	12-12	.500	—	—	—
1971-72	Judy Akers	17-5	.772	—	—	Sixth in AIAW Region VI Tournament
1972-73	Judy Akers	20-6	.769	—	—	AIAW Final Five/ Region VI Champion
1973-74	Judy Akers	21-9	.700	—	—	Third in AIAW Region VI Tournament
1974-75	Judy Akers	24-9	.727	—	—	AIAW Final Six / Second in Region VI
1975-76	Judy Akers	28-6	.823	—	1st*	Sixth in AIAW Region VI Tournament
1976-77	Judy Akers	23-12	.657	—	1st*	AIAW Elite Eight / Region VI Champion
1977-78	Judy Akers	20-14	.588	—	—	Second in AIAW Region VI Tournament
1978-79	Judy Akers	20-11	.645	—	—	AIAW Sweet Sixteen / Second in AIAW Region
1979-80	Lynn Hickey	26-9	.743	—	—	AIAW Sweet Sixteen / Second in AIAW Region
1980-81	Lynn Hickey	23-11	.676	—	—	AIAW Region VI Qualifier
1981-82	Lynn Hickey	26-6	.813	—	1st	NCAA Elite Eight (East Region runner-up)
1982-83	Lynn Hickey	25-7	.781	12-2	1st*	NCAA Sweet Sixteen (Midwest Regional)
1983-84	Lynn Hickey	25-6	.806	12-2	T1st	NCAA First Round (Midwest Regional)
1984-85	Matilda Mossman	16-13	.552	6-8	T3rd	—
1985-86	Matilda Mossman	16-13	.552	6-8	6th	—
1986-87	Matilda Mossman	22-9	.710	9-5	T1st	—
1987-88	Matilda Mossman	8-20	.286	1-13	8th	—
1988-89	Matilda Mossman	18-11	.621	7-7	T3rd	—
1989-90	Mossman/Gaye Griffin	20-10	.667	10-4	T2nd	—
1990-91	Susan Yow	16-11	.593	8-6	T2nd	—
1991-92	Susan Yow	5-23	.179	2-12	T7th	—
1992-93	Susan Yow	10-17	.370	1-13	T7th	—
1993-94	Brian Agler	13-14	.481	5-9	6th	—
1994-95	Brian Agler	14-13	.519	6-8	5th	—
1995-96	Brian Agler/Jack Hartman	14-16	.467	5-9	8th	—
<b>Big 12 Era (1996-present)</b>						
1996-97	Deb Patterson	19-12	.613	9-7	T5th	NCAA First Round (East Regional)
1997-98	Deb Patterson	11-17	.393	4-12	T7th	—
1998-99	Deb Patterson	16-14	.533	7-9	T8th	WNIT Second Round
1999-00	Deb Patterson	13-17	.433	6-10	8th	—
2000-01	Deb Patterson	12-16	.429	2-14	11th	—
2001-02	Deb Patterson	26-8	.764	11-5	T3rd	NCAA Sweet Sixteen (Midwest Regional)
2002-03	Deb Patterson	29-5	.852	14-2	2nd	NCAA Second Round (East Regional)
2003-04	Deb Patterson	25-6	.806	14-2	T1st	NCAA Second Round (Midwest Regional)
2004-05	Deb Patterson	24-8	.750	12-4	T3rd	NCAA Second Round (Kansas City Regional)
2005-06	Deb Patterson	24-10	.706	8-8	T6th	WNIT Champions
2006-07	Deb Patterson	19-15	.559	4-12	T11th	WNIT Semifinals
2007-08	Deb Patterson	22-10	.688	13-3	1st	NCAA Second Round (New Orleans Regional)
2008-09	Deb Patterson	25-8	.758	10-6	5th	NCAA Second Round (Raleigh Regional)
2009-10	Deb Patterson	14-18	.438	5-11	9th	—
2010-11	Deb Patterson	21-11	.656	10-6	T3rd	NCAA First Round (Philadelphia Regional)
2011-12	Deb Patterson	20-14	.588	9-9	T4th	NCAA Second Round (Kingston Regional)
2012-13	Deb Patterson	19-18	.514	5-13	T8th	WNIT Semifinals
2013-14	Deb Patterson	11-19	.367	5-13	9th	—
2014-15	Jeff Mittie	19-14	.576	7-11	T7th	WNIT Second Round
2015-16	Jeff Mittie	19-13	.594	8-10	6th	NCAA Second Round
2016-17	Jeff Mittie	23-11	.676	11-7	4th	NCAA Second Round
<b>TOTALS</b>		<b>914-567</b>	<b>.617</b>	<b>264-280</b>		

\* Prior to the 1982-83 season, the Big Eight champion was determined in a postseason tournament.

## KANSAS STATE'S MILESTONE WINS

Milestone	Coach (Date)	Result
Win No. 1	Judy Akers (1968-69)	38-25 vs. Bethel
Win No. 50	Judy Akers (3/10/72)	57-32 vs. Dickinson State
Win No. 100	Judy Akers (1/24/75)	80-37 vs. Kansas
Win No. 200	Judy Akers (2/6/79)	64-62 at Missouri
Win No. 300	Lynn Hickey (2/23/83)	78-68 at Kansas
Win No. 400	Matilda Mossman (12/19/89)	73-54 at Missouri State
Win No. 500*	Brian Agler (1/21/96)	80-67 vs. Oklahoma
Win No. 600	Deb Patterson (3/17/02)	82-68 vs. Arkansas
Win No. 650	Deb Patterson (2/22/04)	93-90 (20T) at Missouri
Win No. 700	Deb Patterson (3/24/06)	77-63 vs. Nebraska (WNIT)
Win No. 750	Deb Patterson (12/6/08)	65-56 vs. Arkansas
Win No. 800	Deb Patterson (2/19/11)	69-64 at Nebraska
Win No. 900 +	Jeff Mittie (12/7/16)	62-49 vs. UT-Arlington

\* win later forfeited by institution

+ - 20th program in NCAA Division I history to win 900 games

### First Big Eight Conference Win

Judy Akers (1/16/76)	62-53 vs. Nebraska
----------------------	--------------------

### First Big 12 Conference Win

Deb Patterson (1/11/97)	68-67 vs. Texas
-------------------------	-----------------

## KANSAS STATE'S RECORD BY DECADE

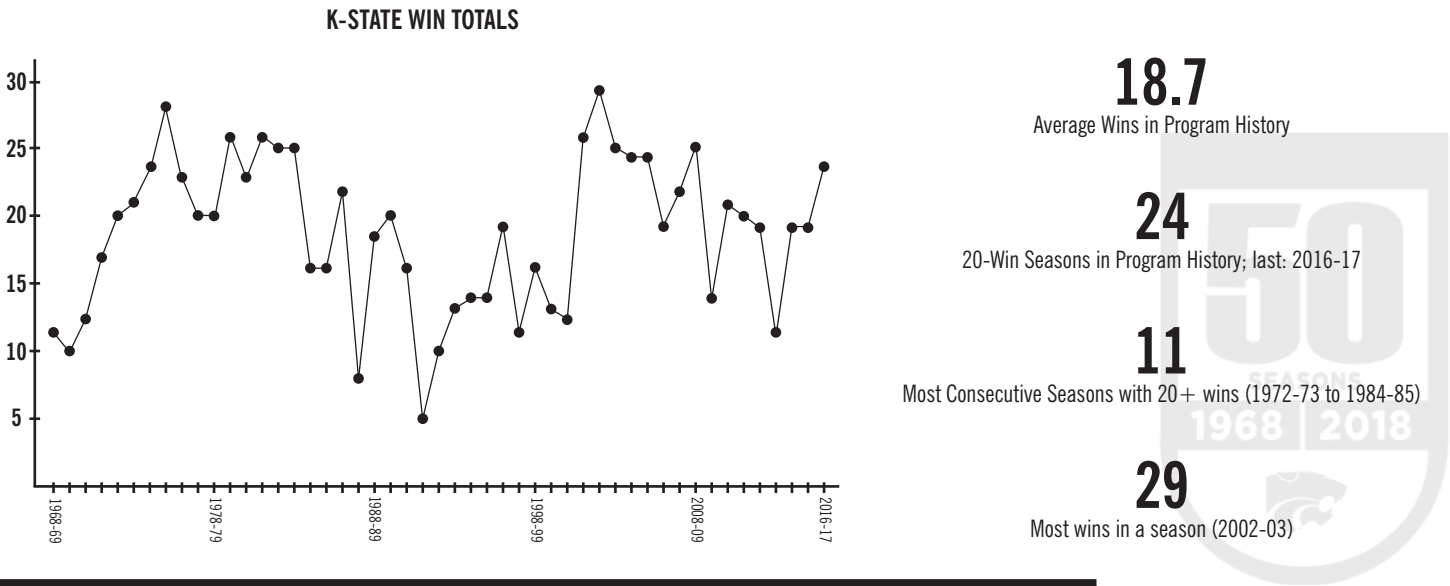
Decade	Overall		Home		Away		Neutral	
	Record	Pct.	Record	Pct.	Record	Pct.	Record	Pct.
1968-69	11-3	.786	*	*	*	*	*	*
1970-79	202-92	.687	78-24	.765	60-35	.632	64-33	.660
1980-89	205-107	.657	111-23	.828	62-62	.500	32-22	.593
1990-99	138-150	.479	87-47	.649	34-78	.304	17-25	.405
2000-09	219-103	.680	121-32	.791	71-49	.592	27-22	.551
2010-present	139-112	.554	88-38	.698	34-57	.374	17-17	.500
<b>Totals</b>	<b>914-567</b>	<b>.617</b>						

\* - location of games in 1968-69 unknown



YEAR	OVERALL	HOME	AWAY	NEUTRAL	CONF.	HOME	AWAY	NON-CONF.	NOV.	DEC.	JAN.	FEB.	MAR.	
1968-69	11-3	Complete breakdown not available												
1969-70	10-7	4-1	4-3	2-3	—	—	—	—	—	—	2-1	4-2	4-4	
1970-71	12-12	4-6	6-4	2-2	—	—	—	—	—	0-4	5-3	5-3	2-2	
1971-72	17-5	6-0	5-2	6-3	—	—	—	—	—	—	5-2	9-1	3-2	
1972-73	20-6	6-1	6-3	8-2	—	—	—	—	—	3-1	4-1	7-3	6-1	
1973-74	21-9	8-4	8-4	5-1	—	—	—	—	2-1	3-2	6-1	6-2	4-3	
1974-75	24-9	9-2	7-2	8-5	—	—	—	—	0-3	4-0	7-2	8-1	5-3	
1975-76	28-6	11-2	5-3	12-1	—	—	—	—	3-0	2-2	9-2	12-1	2-1	
1976-77	23-12	8-2	6-4	9-6	—	—	—	—	1-2	5-3	8-3	5-2	4-2	
1977-78	20-14	11-2	4-6	5-6	—	—	—	—	2-2	5-4	5-6	6-1	2-1	
1978-79	20-11	6-4	8-3	6-4	—	—	—	—	1-2	6-2	5-3	6-1	2-3	
1979-80	26-9	11-0	6-6	9-3	—	—	—	—	3-0	4-1	8-4	8-1	3-3	
1980-81	23-11	11-2	7-5	5-4	—	—	—	—	5-0	6-1	7-4	4-4	1-2	
1981-82	26-6	15-1	8-4	3-1	—	—	—	—	2-1	7-0	6-4	8-0	3-1	
1982-83	25-7	14-0	9-5	2-2	12-2	—	—	—	3-0	5-2	6-1	6-2	5-2	
1983-84	25-6	14-1	8-4	3-1	12-2	7-0	5-2	13-4	3-0	5-2	6-2	7-1	4-1	
1984-85	16-13	8-4	6-8	2-1	6-8	3-4	3-4	10-5	3-1	3-2	4-5	5-3	1-2	
1985-86	16-13	9-4	6-6	1-3	6-8	4-3	2-5	10-5	4-1	4-1	3-5	3-5	2-1	
1986-87	22-9	13-0	6-7	3-2	9-5	7-0	2-5	13-4	2-0	6-2	7-3	6-2	1-2	
1987-88	8-20	5-8	2-10	1-2	1-13	1-6	0-7	7-7	1-1	5-2	1-9	1-7	0-1	
1988-89	18-11	11-2	4-6	3-3	7-7	5-2	2-5	11-4	3-0	5-2	6-3	3-5	1-1	
1989-90	20-10	11-2	6-7	3-1	10-4	6-1	4-3	10-6	2-1	5-2	8-2	3-4	2-1	
1990-91	16-11	8-4	6-6	2-1	8-6	4-3	4-3	8-5	2-1	3-3	7-2	3-4	1-1	
1991-92	5-23	4-9	1-9	0-5	2-12	1-6	1-6	3-11	0-2	1-7	4-4	0-8	0-2	
1992-93	10-17	6-10	2-6	2-1	1-13	0-8	1-5	9-4	—	5-2	3-8	2-6	0-1	
1993-94	13-14	10-3	2-9	1-2	5-9	4-3	1-6	8-5	2-0	2-4	5-4	3-5	1-1	
1994-95	14-13	9-5	3-6	2-2	6-8	3-4	3-4	8-5	2-1	5-3	3-5	4-3	0-1	
1995-96	14-16	11-4	2-8	1-4	5-9	4-3	1-6	9-7	3-0	5-5	3-6	3-4	0-1	
1996-97	19-12	11-1	4-8	4-3	9-7	7-1	2-6	10-5	4-0	3-3	3-4	6-2	3-3	
1997-98	11-17	8-5	1-11	2-1	4-12	4-4	0-8	7-5	3-1	3-3	3-5	1-7	1-1	
1998-99	16-14	10-4	5-9	1-1	7-9	5-3	2-6	9-5	2-3	5-0	4-5	3-4	2-2	
1999-00	13-17	7-6	6-6	0-5	6-10	3-5	3-5	7-7	2-2	5-4	2-6	3-4	1-1	
2000-01	12-16	7-6	4-8	1-2	2-14	2-6	0-8	10-2	3-1	7-0	1-7	1-7	0-1	
2001-02	26-8	13-2	9-3	4-3	11-5	6-2	5-3	15-3	5-1	7-0	8-1	3-4	3-2	
2002-03	29-5	19-1	8-3	2-1	14-2	8-0	6-2	14-2	5-1	6-0	7-1	8-0	3-3	
2003-04	25-6	13-0	8-4	4-2	14-2	8-0	6-2	11-4	2-2	7-0	6-1	7-1	3-2	
2004-05	24-8	11-2	7-3	6-3	12-4	7-1	5-3	12-4	3-1	5-1	8-1	4-3	4-2	
2005-06	24-10	14-5	8-4	2-1	8-8	4-4	4-4	16-2	4-0	6-1	5-3	2-5	7-1	
2006-07	19-15	13-5	4-8	2-2	4-12	3-5	1-7	15-3	4-1	8-0	3-5	1-7	3-2	
2007-08	22-10	12-2	8-4	2-4	13-3	6-2	7-1	9-7	3-3	4-2	8-0	4-3	3-2	
2008-09	25-8	13-1	10-5	2-2	10-6	7-1	3-5	14-1	5-0	7-0	6-2	3-3	4-3	
2009-10	14-18	7-8	4-8	3-2	5-11	3-5	2-6	8-6	2-3	5-3	4-3	1-7	2-2	
2010-11	21-11	13-2	6-6	2-3	10-6	6-2	4-4	11-5	6-0	4-3	5-2	3-4	3-2	
2011-12	20-14	10-4	6-6	4-4	9-9	5-4	4-5	11-5	3-2	6-1	5-3	4-5	2-3	
2012-13 ^	19-18	12-7	6-8	1-3	5-13	4-5	1-8	14-5	5-0	4-3	3-5	1-7	6-2	
2013-14	11-19	7-7	2-9	2-3	5-13	3-6	2-7	6-6	3-3	3-2	3-6	2-5	0-3	
2014-15	19-14	15-5	2-8	2-1	7-11	5-4	2-7	12-3	4-0	6-1	3-6	3-5	3-2	
2015-16	19-13	13-4	5-8	1-1	8-10	5-4	3-6	11-3	4-1	6-1	4-4	4-5	1-2	
2016-17	23-11	14-4	5-6	4-1	11-7	7-2	4-5	12-4	6-0	4-3	6-3	5-3	2-2	
TOTALS	914-567	485-164*	261-281*	157-119*	264-280	157-109	95-169	353-159	127-44*	217-90*	240-168*	206-172*	115-89*	

\* Note: Totals do not include the 1968-69 season.  
^ Note: K-State played its first game in the month of April on April 3, 2013 against Utah, a 54-46 overtime loss in the WNIT Semifinals.



## KANSAS STATE ALL-TIME TEAM STATISTICS

SEASON	G	OVERALL		CONF.		FG	FGA	PCT.	3FG	3FGA	3PCT.	FT	FTA	PCT.	REB	AVG.	PF-D	AST	TO	BLK	STL	PTS	AVG.
		W-L	PCT.	W-L	PCT.																		
2016-17	34	23-11	.676	11-7	.611	818	1946	.420	196	588	.333	462	681	.678	1266	37.2	493-4	500	509	143	277	2294	67.5
2015-16	32	19-13	.594	8-10	.444	738	1805	.409	218	676	.322	368	568	.648	1140	35.6	487-6	476	491	157	289	2062	64.4
2014-15	33	19-14	.576	7-11	.389	696	1805	.386	176	596	.295	399	647	.617	1124	34.1	459-2	425	488	156	374	1967	59.6
2013-14	30	11-19	.367	5-13	.278	660	1714	.385	199	668	.298	346	515	.672	1077	35.9	635-25	396	519	88	217	1865	62.2
2012-13	37	19-18	.514	5-13	.278	806	2167	.372	325	1077	.302	327	458	.714	1241	33.5	536-9	448	525	58	320	2264	61.2
2011-12	34	20-14	.588	9-9	.500	728	1922	.379	173	612	.283	313	456	.686	1172	34.5	540-13	416	493	97	272	1942	57.1
2010-11	32	21-11	.656	10-6	.625	729	1796	.406	195	602	.324	297	455	.653	1136	35.5	534-10	397	474	78	243	1950	60.9
2009-10	32	14-18	.438	5-11	.313	696	1734	.401	232	633	.367	347	474	.732	1064	33.2	491-13	367	450	70	170	1971	61.6
2008-09	33	25-8	.758	10-6	.625	774	1731	.447	176	549	.321	358	495	.723	1135	34.4	450-5	473	436	129	193	2082	63.1
2007-08	32	22-10	.688	13-3	.813	803	1786	.450	199	580	.343	354	491	.721	1126	35.2	459-6	486	457	159	235	2159	67.5
2006-07	34	19-15	.559	4-12	.250	835	2028	.412	209	651	.321	341	550	.620	1275	37.5	598-18	486	522	164	263	2220	65.3
2005-06	34	24-10	.706	8-8	.500	874	2005	.436	233	664	.351	405	577	.702	1252	36.8	610-16	553	516	163	300	2386	70.2
2004-05	32	24-8	.750	12-4	.750	876	1963	.446	230	622	.370	302	412	.733	1262	39.4	565-8	545	456	128	281	2284	71.4
2003-04	31	25-6	.806	14-2	.875	878	1840	.477	218	565	.386	366	512	.715	1177	38.0	509-6	582	437	118	265	2340	75.5
2002-03	34	29-5	.852	14-2	.875	954	1986	.480	241	639	.377	390	539	.724	1365	40.1	475-8	618	521	151	252	2539	74.7
2001-02	34	26-8	.764	11-5	.687	938	1899	.494	262	637	.411	428	576	.743	1210	35.6	527-9	605	594	140	264	2566	75.5
2000-01	28	12-16	.429	2-14	.125	624	1491	.419	189	494	.383	314	448	.701	937	33.5	456-14	424	514	42	212	1751	62.5
1999-00	30	13-17	.433	6-10	.375	689	1621	.425	216	580	.372	327	472	.693	1157	38.6	452-10	470	559	92	150	1921	64.0
1998-99	30	16-14	.533	7-9	.438	738	1703	.433	144	402	.358	353	545	.648	1114	37.1	506-16	468	592	87	212	1973	65.8
1997-98	28	11-17	.393	4-12	.250	667	1567	.426	107	327	.327	294	499	.589	964	34.4	507-17	431	571	42	276	1735	62.0
1996-97	31	19-12	.613	9-7	.563	724	1657	.437	145	463	.313	353	536	.659	1102	35.5	527-14	440	544	43	249	1946	62.8
1995-96	30	14-16	.467	5-9	.357	671	1695	.396	105	313	.335	427	607	.702	1088	36.3	626-15	379	533	34	245	1874	62.5
1994-95	27	14-13	.519	6-8	.429	654	1527	.428	138	395	.349	360	548	.657	996	36.9	625-17	407	466	32	237	1806	66.9
1993-94	27	13-14	.481	5-9	.357	619	1521	.407	150	434	.346	315	447	.705	974	36.1	561-17	407	440	26	217	1703	63.1
1992-93	27	10-17	.370	1-13	.071	583	1447	.403	72	230	.313	302	460	.657	973	36.0	434-12	343	578	27	194	1540	57.0
1991-92	28	5-23	.179	2-12	.143	596	1565	.381	104	317	.328	372	552	.674	950	33.9	450-x	337	549	22	213	1668	59.6
1990-91	27	16-11	.593	8-6	.571	689	1579	.436	84	246	.341	463	661	.700	1011	37.4	412-10	430	531	54	255	1925	71.3
1989-90	30	20-10	.667	10-4	.714	821	1853	.443	50	142	.352	466	684	.681	1260	42.0	602-19	463	632	81	310	2158	71.9
1988-89	29	18-11	.621	7-7	.500	786	1799	.437	24	73	.329	434	609	.713	1137	39.2	538-12	421	587	58	346	2030	70.0
1987-88	28	8-20	.286	1-13	.071	721	1777	.406	10	54	.185	400	609	.657	1196	42.7	528-10	411	601	35	287	1852	66.1
1986-87	31	22-9	.710	9-5	.643	868	1936	.448	—	—	—	478	694	.689	1300	41.9	550-10	502	648	55	353	2214	71.4
1985-86	29	16-13	.552	6-8	.429	805	1894	.425	—	—	—	451	679	.664	1153	39.8	560-19	391	576	64	363	2061	71.1
1984-85	29	16-13	.551	6-8	.428	860	1812	.475	—	—	—	422	631	.669	1088	37.5	578-15	440	610	55	341	2142	73.9
1983-84	31	25-6	.806	12-2	.857	968	1869	.518	—	—	—	506	767	.660	1200	38.7	613-14	495	696	90	399	2442	78.8
1982-83	32	25-7	.781	12-2	.857	1065	2055	.518	—	—	—	471	680	.693	1354	42.3	655-14	457	676	82	330	2601	81.3
1981-82	32	26-6	.812	—	—	986	1959	.503	—	—	—	440	683	.644	1270	39.7	539-14	435	609	—	260	2412	75.4
1980-81	34	23-11	.676	—	—	1023	2194	.467	—	—	—	439	667	.659	1450	43.9	574-22	—	—	—	—	2485	75.3
1979-80	35	26-9	.742	—	—	1096	2356	.465	—	—	—	443	664	.667	1443	41.2	621	—	—	—	—	2635	75.3
1978-79	31	20-11	.645	—	—	1012	2333	.433	—	—	—	390	607	.642	1148	37.0	610	—	—	—	—	2414	77.9
1977-78	34	20-14	.588	—	—	993	2370	.418	—	—	—	431	688	.626	1290	37.9	581	—	—	—	—	2417	71.1
1976-77	35	23-12	.657	—	—	922	2350	.392	—	—	—	461	702	.656	1421	40.6	627	—	—	—	—	2305	65.9
1975-76	34	28-6	.823	—	—	1009	2595	.388	—	—	—	429	710	.604	1368	40.2	648	—	—	—	—	2447	72.0
1974-75	33	24-9	.727	—	—	928	2401	.386	—	—	—	348	633	.549	1300	39.4	613	—	—	—	—	2204	66.8
1973-74	30	21-9	.700	—	—	702	1857	.378	—	—	—	344	665	.517	—	—	459	—	—	—	—	1748	58.3
1972-73	26	20-6	.769	—	—	494	1547	.319	—	—	—	292	570	.512	—	—	409	—	—	—	—	1280	49.2
1971-72	22	17-5	.772	—	—	500	1369	.365	—	—	—	226	449	.503	—	—	—	—	—	—	—	1226	55.7
1970-71	24	12-12	.500	—	—	336	1116	.301	—	—	—	239	542	.440	—	—	—	—	—	—	—	911	37.9
1969-70	17	10-7	.588	—	—	—	—	—	—	—	—	—	—	—	—	—	—	—	—	—	—	825	48.5
1968-69	14	11-3	.786	—	—	—	—	—	—	—	—	—	—	—	—	—	—	—	—	—	—	642	45.9

## OPPONENT ALL-TIME TEAM STATISTICS

SEASON	FG	FGA	PCT.	3FG	3FGA	3PCT.	FT	FTA	PCT.	REB.	AVG.	PF-D	AST	TO	BLK	STL	PTS	AVG.
2016-17	786	2043	.385	226	710	.318	325	459	.708	1206	35.5	653-17	523	531	121	276	2123	62.4
2015-16	694	1885	.368	224	746	.300	353	501	.705	1225	38.3	567-16	484	531	112	272	1965	61.4
2014-15	689	1793	.384	233	669	.348	308	437	.705	1242	37.6	590-13	505	603	140	250	1919	58.2
2013-14	688	1658	.415	140	430	.326	514	704	.730	1113	37.1	549-13	372	463	99	231	2030	67.7
2012-13	889	2052	.433	149	457	.326	402	547	.735	1393	37.6	490-4	531	575	100	223	2329	62.9
2011-12	706	1815	.389	132	470	.281	406	577	.704	1280	37.6	461-5	379	561	116	228	1950	57.4
2010-11	645	1699	.380	141	434	.325	371	549	.676	1147	35.8	469-9	329	516	100	182	1802	56.3
2009-10	739	1745	.423	132	465	.284	385	521	.739	1130	35.3	477	342	451	100	195	1995	62.3
2008-09	669	1779	.376	111	383	.290	311	457	.681	1068	32.4	510	272	461	102	200	1760	

## SCORING

Year	Player	G	Pts	Avg.
2016-17	Kindred Wesemann	34	474	13.9
2015-16	Breanna Lewis	32	535	16.7
2014-15	Breanna Lewis	33	380	11.5
2013-14	Leticia Romero	30	427	14.2
2012-13	Brittany Chambers	37	778	21.0
2011-12	Jalana Childs	34	486	14.3
2010-11	Brittany Chambers	32	514	16.1
2009-10	Ashley Sweat	32	514	16.1
2008-09	Ashley Sweat	33	545	16.5
2007-08	Kimberly Dietz	30	448	14.9
2006-07	Kimberly Dietz	34	453	13.3
2005-06	Claire Coggins	33	446	13.5
2004-05	Kendra Wecker	29	609	21.0
2003-04	Nicole Ohlde	31	542	17.5
2002-03	Kendra Wecker	34	646	19.0
2001-02	Nicole Ohlde	34	610	17.9
2000-01	Nicole Ohlde	28	464	17.2
1999-00	Nicky Ramage	30	395	13.2
1998-99	Nicky Ramage	30	409	13.6
1997-98	Angie Finkes	28	389	13.9
1996-97	Andria Jones	31	591	19.1
1995-96	Brit Jacobson	30	443	14.8
1994-95	Shanele Stires	27	521	19.3
1993-94	Shawnda DeCamp	27	524	19.4
1992-93	Shanele Stires	27	361	13.4
1991-92	Mary Jo Miller	27	386	13.6
1990-91	Diana Miller	27	519	19.2
1989-90	Diana Miller	30	519	17.3
1988-89	Nadira Hazim	27	381	14.1
1987-88	Janet Madsen	24	289	12.0
1986-87	Sue Leidning	31	481	15.5
1985-86	Amanda Holley	29	375	12.9
1984-85	Cassandra Jones	29	495	17.1
1983-84	Angie Bonner	29	437	15.1
1982-83	Priscilla Gary	32	586	18.3
1981-82	Priscilla Gary	32	583	18.2
1980-81	Tammie Romstad	14	233	16.7
	Kim Price	33	395	12.0
1979-80	Tammie Romstad	35	686	19.9
1978-79	LeAnn Wilcox	30	465	15.5
1977-78	Eileen Feeney	34	462	13.6
1976-77	Laurie Miller	34	424	12.5
1975-76	Janet Reusser	34	524	15.5
1974-75	Janet Reusser	29	386	13.3
1973-74	Janet Reusser	15	161	10.7
	Susie Norton	26	246	9.5

## FG PERCENTAGE (min. 5 attempts/game)

Year	Player	FG-FGA	Pct.
2016-17	Breanna Lewis	205-367	.559
2015-16	Breanna Lewis	231-420	.550
2014-15	Breanna Lewis	157-335	.469
2013-14	Ashia Woods	96-191	.503
2012-13	Brittany Chambers	273-640	.427
2011-12	Jalana Childs	197-443	.445
2010-11	Jalana Childs	168-370	.454
2009-10	Jalana Childs	103-241	.427
2008-09	Shalee Lehnig	117-224	.522
2007-08	Shalee Lehnig	127-240	.529
2006-07	Shalee Lehnig	99-193	.513
2005-06	Joann Hamlin	139-265	.525
2004-05	Kendra Wecker	240-504	.476
2003-04	Nicole Ohlde	203-356	.570
2002-03	Nicole Ohlde	243-424	.573
2001-02	Nicole Ohlde	245-423	.579
2000-01	Nicole Ohlde	191-381	.501
1999-00	Nicky Ramage	144-266	.541
1998-99	Nicky Ramage	160-299	.535
1997-98	Nicky Ramage	77-143	.538
1996-97	Angie Finkes	90-175	.514
1995-96	Andria Jones	130-278	.468
1994-95	Shanele Stires	194-406	.478
1993-94	Shanele Stires	169-357	.473
1992-93	Kelly Moylan	108-241	.448
1991-92	Lynn Holzman	57-131	.435
1990-91	Kristie Bahner	82-171	.480
1989-90	Kristie Bahner	134-237	.565
1988-89	Kristie Bahner	108-207	.522
1987-88	Stacey Boyle	89-173	.514
1986-87	Sue Leidning	181-343	.528
1985-86	Susan Green	107-232	.461
1984-85	Jennifer Jones	151-266	.568
1983-84	Tina Dixon	134-213	.629
1982-83	Angie Bonner	184-315	.584
1981-82	Tammie Romstad	218-393	.555
1980-81	Gayla Williams	156-308	.506
1979-80	Tammie Romstad	292-567	.520
1978-79	Kim Price	80-160	.500

1977-78	Margo Jones	75-157	.478
1976-77	Margo Jones	106-210	.505
1975-76	Susie Norton	109-240	.454
1974-75	Marsha Poppe	131-272	.482
1973-74	Marsha Poppe	92-207	.444

## 3PT PERCENTAGE (min. 2 attempts/game)

Year	Player	FG-FGA	Pct.
2016-17	Kaylee Page	49-136	.360
2015-16	Kindred Wesemann	85-214	.397
2014-15	Haley Texada	52-148	.351
2013-14	Leticia Romero	38-97	.392
2012-13	Brittany Chambers	117-310	.377
2011-12	Brittany Chambers	80-257	.311
2010-11	Brittany Chambers	88-236	.373
2009-10	Taelor Karr	56-145	.386
2008-09	Kelsey Nelson	23-66	.348
2007-08	Kimberly Dietz	73-194	.376
2006-07	Kimberly Dietz	78-240	.325
2005-06	Twiggie McIntyre	57-141	.404
2004-05	Laurie Koehn	98-248	.395
2003-04	Laurie Koehn	100-230	.435
2002-03	Laurie Koehn	72-175	.411
2001-02	Laurie Koehn	122-289	.422
2000-01	Kristin Rethman	71-157	.452
1999-00	Kim Woodlee	83-194	.428
1998-99	Kim Woodlee	57-138	.413
1997-98	Kim Woodlee	67-159	.421
1996-97	Missy Decker	60-150	.400
1995-96	Missy Decker	60-166	.361
1994-95	Missy Decker	41-105	.390
1993-94	Shawnda DeCamp	91-255	.357
1992-93	Kelly Moylan	53-135	.393
1991-92	Kelly Moylan	53-135	.393
1990-91	Diana Miller	44-121	.364
1989-90	Diana Miller	45-115	.391
1988-89	Diana Miller	15-38	.395
1987-88	Diana Miller	8-35	.229

## FT PERCENTAGE (min. 2 attempts/game)

Year	Player	FT-FTA	Pct.
2016-17	Kindred Wesemann	92-107	.860
2015-16	Kindred Wesemann	69-83	.831
2014-15	Haley Texada	90-123	.732
2013-14	Leticia Romero	99-128	.773
2012-13	Brittany Chambers	115-149	.772
2011-12	Jalana Childs	91-117	.778
2010-11	Jalana Childs	72-105	.686
2009-10	Brittany Chambers	65-77	.844
2008-09	Ashley Sweat	132-158	.835
2007-08	Ashley Sweat	76-99	.768
2006-07	Kimberly Dietz	63-91	.692
2005-06	Kimberly Dietz	65-75	.867
2004-05	Kendra Wecker	89-104	.856
2003-04	Kendra Wecker	59-66	.894
2002-03	Kendra Wecker	76-88	.864
2001-02	Laurie Koehn	94-105	.895
2000-01	Kristin Rethman	69-82	.841
1999-00	Nicky Ramage	107-150	.713
1998-99	Olga Firsova	63-84	.750
1997-98	Brit Jacobson	82-126	.651
1996-97	Andria Jones	105-136	.772
1995-96	Andria Jones	79-102	.775
1994-95	Shanele Stires	97-141	.688
1993-94	Andrea O'Neal	54-69	.783
1992-93	Andrea O'Neal	60-88	.682
1991-92	Jennifer Grebing	57-82	.695
1990-91	Nadira Hazim	108-129	.837
1989-90	Diana Miller	80-103	.777
1988-89	Kristie Bahner	105-132	.795
1987-88	Nadira Hazim	72-102	.706
1986-87	Susan Green	104-135	.770
1985-86	Amanda Holley	89-112	.795
1984-85	Jennifer Jones	56-70	.800
1983-84	Jennifer Jones	67-81	.827
1982-83	Angie Bonner	153-202	.757
1981-82	Tammie Romstad	80-122	.656
1980-81	Gayla Williams	56-66	.848
1979-80	Gayla Williams	64-78	.821
1978-79	LeAnn Wilcox	63-76	.829
1977-78	Gayla Williams	60-79	.759
1976-77	Kathy O'Toole	103-136	.757
1975-76	Janet Reusser	66-88	.750
1974-75	Jan Laughlin	83-116	.716
1973-74	Janet Reusser	33-47	.702

## ASSISTS

Year	Player	G	Asst	Avg.
2016-17	Karyla Middlebrook	33	106	3.2
2015-16	Shaelyn Martin	32	112	3.5

2014-15	Shaelyn Martin	33	90	2.7
2013-14	Leticia Romero	30	149	5.0
2012-13	Mariah White	32	130	4.1
2011-12	Mariah White	34	163	4.8
2010-11	Mariah White	32	126	3.9
2009-10	Kari Kincaid	32	86	2.7
2008-09	Shalee Lehnig	30	229	7.6
2007-08	Shalee Lehnig	32	203	6.3
2006-07	Shalee Lehnig	34	179	5.3
2005-06	Shalee Lehnig	34	189	5.6
2004-05	Megan Mahoney	30	106	3.5
2003-04	Megan Mahoney	31	162	5.2
2002-03	Megan Mahoney	34	164	4.8
2001-02	Megan Mahoney	34	157	4.6
2000-01	Shalondra Booker	28	118	4.4
1999-00	April Sailors	30	101	3.4
1998-99	Essence Perry	29	137	4.7
1997-98	Jenny Coalson	28	140	5.0
1996-97	Missy Decker	31	78	2.8
1995-96	Amanda Chamberlain	30	100	3.3
1994-95	Missy Decker	27	63	2.3
1993-94	Kjersten Larson	27	75	2.8
1992-93	Andrea O'Neal	27	63	2.3
1991-92	Mary Jo Miller	27	116	4.3
1990-91	Mary Jo Miller	27	175	6.5
1989-90	Mary Jo Miller	30	139	4.6
1988-89	Mary Jo Miller	29	132	4.6
1987-88	Elyse Funk	28	96	3.4
1986-87	Carlisa Thomas	31	167	5.4
1985-86	Carlisa Thomas	28	75	2.7
1984-85	Cassandra Jones	29	113	3.9
1983-84	Sheronda Jenkins	27	119	4.4
1982-83	Betsy Sloan	31	99	3.2
1981-82	Betsy Sloan	29	135	4.7

## STEALS

Year	Player	Steals
2016-17	Kindred Wesemann	63
2015-16	Kindred Wesemann	62
2014-15	Ashia Woods	71
2013-14	Leticia Romero	57
2012-13	Mariah White	80
2011-12	Mariah White	69
2010-11	Mariah White	49
2009-10	Taelor Karr	49
2008-09	Shalee Lehnig	48
2007-08	Shalee Lehnig	72
2006-07	Claire Coggins	64
2005-06	Shalee Lehnig	60
2004-05	Kendra Wecker	47
2003-04	Kendra Wecker	58
2002-03	Kendra Wecker	62
2001-02	Kendra Wecker	60
2000-01	Shalondra Booker	70
1999-00	Angie Finkes	26
1998-99	Essence Perry	48
1997-98	Brit Jacobson	74
1996-97	Andria Jones	66
1995-96	Brit Jacobson	57
1994-95	Shanele Stires	55
1993-94	Shanele Stires	60
1992-93	Shanele Stires	55
1991-92	Mary Jo Miller	80
1990-91	Mary Jo Miller	79
1989-90	Nadira Hazim	76
1988-89	Mary Jo Miller	76
1987-88	Nadira Hazim	67
1986-87	Carlisa Thomas	119
1985-86	Carlisa Thomas	79
1984-85	Cassandra Jones	129
1983-84	Cassandra Jones	119
1982-83	Cassandra Jones	79
1981-82	Priscilla Gary	75

## REBOUNDS

Year	Player	G	Reb	Avg.
2016-17	Breanna Lewis	34	280	8.2
2015-16	Breanna Lewis	32	241	7.5
2014-15	Breanna Lewis	33	211	6.4
2013-14	Leticia Romero	30	174	5.8
2012-13	Brittany Chambers	37	281	7.6
2011-12	Brittany Chambers	34	211	6.2
2010-11	Branshea Brown	32	188	5.9
2009-10	Brittany Chambers	32	185	5.8
2008-09	Shalee Lehnig	30	211	7.0
2007-08	Shalee Lehnig	32	243	7.6
2006-07	Shalee Lehnig	34	236	6.9
2005-06	Shalee Lehnig	34	224	6.6
2004-05	Kendra Wecker	29	292	10.1
2003-04	Kendra Wecker	31	250	8.1

2002-03	Nicole Ohlde	34	306	9.0
2001-02	Kendra Wecker	34	264	7.8
2000-01	Nicole Ohlde	28	220	8.1
1999-00	Angie Finkes	30	200	6.7
1998-99	Nicky Ramage	30	187	6.2





## MOST GAMES vs. AP RANKED FOES - SINGLE SEASON

Rk.	Season	Games	Record
1.	2016-17	12	4-8
	2001-02	12	6-6
3.	2009-10	11	2-9
4.	2012-13	10	1-9
	2003-04	10	5-5
	1996-97	10	4-6

## MOST WINS vs. AP RANKED FOES - SINGLE SEASON

Rk.	Season	Wins
1.	2001-02	6
2.	2003-04	5
	1998-99	5
	1979-80	5
5.	2016-17	4
	2007-08	4
	2002-03	4
	1996-97	4
	1978-79	4
9.	2011-12	3
	2004-05	3
	1982-83	3
	1981-82	3
	1980-81	3
	1977-78	3

## BEST WINNING PCT vs. AP RANKED FOES - SINGLE SEASON

Rk.	Season	Record	Pct.
1.	2002-03	4-3	.571
2.	1998-99	5-4	.556
	1979-80	5-4	.556
4.	2007-08	4-4	.500
	2003-04	5-5	.500
	2001-02	6-6	.500
	1981-82	3-3	.500

## LONGEST WINNING STREAKS vs. RANKED OPPONENTS

Rk.	Dates	Streak
1.	Jan. 2, 2002 to Feb. 2, 2002	5
	Jan. 9, 2008 to Feb. 2, 2008	4
	Jan. 10, 2004 to Feb. 29, 2004	4
4.	Jan. 11, 2003 to March 6, 2003	3
	Dec. 20, 1980 to Jan. 17, 1981	3
	Jan. 28, 1980 to March 8, 1980	3

## LONGEST LOSING STREAK vs. RANKED OPPONENTS

Rk.	Dates	Streak
1.	March 15, 1984 to Feb. 12, 1995	34

## TOTAL GAMES WHEN K-STATE &amp; OPPONENT RANKED

Total Games	Record
85	34-51

TEAM	AP RANK	RESULT	LOCALE	DATE
Stanford	6	L, 48-69	H	3/20/17
Drake	20	W, 67-54	H	3/18/17
Baylor	2	L, 71-88	N	3/5/17
Texas	12	L, 61-69	H	2/27/17
Oklahoma	16	W, 79-71	H	2/21/17
Texas	12	L, 58-63	A	2/4/17
Baylor	2	L, 49-91	H	1/25/17
Oklahoma	20	L, 80-85 (OT)	A	1/4/17
West Virginia	12	W, 88-71	H	1/1/17
Baylor	3	L, 57-87	A	12/29/16
Connecticut	1	L, 58-75	H	12/11/16
Auburn	23	W, 71-66	H	12/1/16

TEAM	AP RANK	RESULT	LOCALE	DATE
South Carolina	2	L, 47-73	A	3/20/16
Baylor	4	L, 52-63	H	2/27/16
Texas	8	L, 51-58	A	2/17/16
Oklahoma	21	W, 87-71	H	2/9/16
Baylor	4	L, 52-87	A	2/3/16
Texas	6	L, 51-66	H	1/30/16
Oklahoma	17	L, 58-68	A	1/10/16
Connecticut	1	L, 57-97	A	11/23/15
Baylor	6	L, 70-82	N	3/7/15
Texas	20	W, 66-57	H	2/4/15
Baylor	3	L, 46-68	A	1/24/15
Oklahoma State	21	L, 47-69	A	1/14/15
Baylor	5	L, 44-74	H	1/6/15
Oklahoma State	15	L, 62-67	A	3/1/14
West Virginia	13	L, 40-61	H	2/22/14
West Virginia	17	L, 44-84	A	2/8/14
Iowa State	23	L, 65-84	A	2/1/14
Baylor	12	L, 48-71	A	1/22/14
Iowa State	13	W, 80-74	H	1/18/14
Oklahoma State	15	L, 51-58	H	1/8/14
Baylor	9	L, 63-92	H	1/2/14
Baylor	1	L, 47-80	N	3/9/13
Baylor	1	L, 68-90	A	3/4/13
Oklahoma State	25	L, 45-80	A	2/16/13
Iowa State	25	L, 71-87	A	2/9/13
Oklahoma	23	L, 68-74	H	2/6/13
Oklahoma State	12	W, 76-70 (OT)	H	1/23/13
Baylor	1	L, 69-90	H	1/16/13
Kansas	21	L, 63-72	A	1/2/13
Notre Dame	5	L, 57-87	N	12/20/12
Texas A&M	22	L, 60-83	N	12/19/12
Connecticut	3	L, 26-72	N	3/19/12
Princeton	24	W, 67-64	N	3/17/12
Baylor	1	L, 65-85	N	3/9/12
Texas A&M	15	L, 36-67	A	2/8/12
Baylor	1	L, 41-70	H	2/4/12
Baylor	1	L, 41-76	A	1/21/12
Texas Tech	10	W, 62-61	A	1/14/12
Texas A&M	9	W, 71-69	H	1/4/12
Purdue	15	L, 42-46	N	11/25/11
Baylor	3	L, 53-86	N	3/11/11
Texas A&M	5	W, 71-67	H	3/2/11
Iowa State	25	L, 51-58	H	2/26/11
Baylor	3	L, 48-75	A	2/23/11
Iowa State	22	L, 53-61	A	2/13/11
Oklahoma	15	L, 45-52	A	1/12/11
Iowa	18	L, 62-68	A	12/5/10
St. John's	14	W, 64-53	H	11/13/10
Nebraska	3	L, 46-63	N	3/12/10
Nebraska	3	L, 72-82	H	3/6/10
Iowa State	15	L, 39-48	A	2/27/10
Oklahoma	11	L, 58-64	H	2/21/10
Texas	12	L, 41-62	A	2/17/10
Texas A&M	13	L, 63-69	A	2/13/10
Baylor	15	L, 47-65	H	2/3/10
Iowa State	22	W, 73-67	H	1/31/10
Nebraska	7	L, 56-71	A	1/23/10
Oklahoma State	15	L, 56-66	A	1/16/10

TEAM	AP RANK	RESULT	LOCALE	DATE
Kansas	24	W, 59-35	H	1/9/10
Vanderbilt	14	L, 61-74	N	3/23/09
Texas A&M	10	L, 63-65	N	3/13/09
Texas	15	W, 66-50	H	3/4/09
Texas A&M	12	L, 45-71	H	3/1/09
Baylor	7	L, 50-59	A	2/7/09
Iowa State	22	L, 50-60	A	1/31/09
Iowa State	20	W, 59-52	H	1/17/09
Oklahoma	3	L, 48-64	A	1/14/09
Louisville	19	L, 63-80	N	3/25/08
Oklahoma	11	L, 65-68	H	2/20/08
Baylor	6	L, 49-63	H	2/2/08
Oklahoma State	14	W, 68-63	A	1/27/08
Colorado	25	W, 67-60	H	1/19/08
Texas	15	W, 77-74 (OT)	A	1/13/08
Texas A&M	13	W, 67-54	A	1/9/08
Michigan State	18	L, 65-68	N	11/22/07
Nebraska	21	L, 55-62	H	2/7/07
Baylor	13	L, 70-79	A	1/20/07
Texas A&M	17	W, 48-45	H	1/13/07
Oklahoma	8	L, 58-78	A	1/3/07
Baylor	10	L, 74-79 (OT)	N	3/8/06
Baylor	10	L, 70-79	H	2/25/06
Oklahoma	9	L, 64-78	H	2/21/06
Vanderbilt	18	L, 60-63	N	3/21/05
Baylor	6	L, 55-68	N	3/12/05
Texas	11	W, 72-69	N	3/10/05
Texas	13	L, 60-64	H	2/16/05
Baylor	8	L, 62-72	A	2/2/05
Iowa State	18	W, 74-52	H	1/25/05
Texas Tech	10	W, 55-53	A	1/22/05
Duke	10	L, 51-63	N	11/27/04
Minnesota	24	L, 61-80	A	3/23/04
Oklahoma	19	L, 66-78	N	3/11/04
Texas Tech	9	W, 85-73	H	3/3/04
Texas	5	L, 63-65	A	2/29/04
Colorado	11	W, 79-53	H	2/8/04
Oklahoma	20	W, 74-65	H	1/31/04
Baylor	16	W, 85-65	H	1/27/04
Colorado	14	W, 76-69	A	1/10/04
Penn State	7	L, 56-69	N	11/29/03
Purdue	7	L, 69-79	A	11/16/03
Texas Tech	8	L, 65-71	N	3/13/03
Texas Tech	8	L, 64-73	A	3/6/03
Oklahoma	19	W, 74-45	A	2/1/03
Texas	17	W, 71-69	H	1/25/03
Colorado	24	W, 61-36	H	1/11/03
Stanford	7	L, 57-63	A	11/30/02
Penn State	14	W, 88-66	H	11/24/02
Old Dominion	15	L, 68-82	N	3/23/02
Oklahoma	4	L, 49-69	N	3/7/02
Texas	12	W, 79-63	N	3/6/02
Colorado	11	L, 58-79	A	2/23/02
Oklahoma	4	L, 68-76	H	2/13/02
Iowa State	16	L, 72-86	H	2/2/02
Texas	14	W, 80-76	A	1/30/02
Texas Tech	12	W, 76-63	H	1/27/02
Colorado	21	W, 75-72	H	1/9/02

166

TEAM	AP RANK	RESULT	LOCALE	DATE
Baylor	7	W, 89-75	H	1/5/02
Iowa State	4	W, 69-63	A	1/2/02
Arizona State	21	L, 58-76	N	11/25/01
Baylor	24	L, 44-60	N	3/6/01
Baylor	24	L, 57-74	A	2/28/01
Colorado	16	L, 56-74	A	2/24/01
Oklahoma	10	L, 60-79	A	2/14/01
Iowa State	9	L, 52-81	A	2/19/01
Texas Tech	12	L, 41-72	A	1/31/01
Texas	17	W, 72-63	H	1/17/01
Iowa State	7	L, 58-84	H	1/3/01
Oklahoma	24	L, 56-64	H	2/22/00
Kansas	24	L, 43-61	A	2/19/00
Iowa State	8	W, 69-63	H	2/13/00
Iowa State	6	L, 61-64	A	1/25/00
Texas Tech	15	L, 47-51	H	1/18/00
Kansas	23	L, 54-70	H	1/8/00
Oregon	10	L, 69-79	N	12/10/99
NC State	7	L, 72-73	N	11/27/99
Texas Tech	9	L, 55-74	N	3/3/99
Kansas	22	W, 69-58	H	2/27/99
Iowa State	19	L, 53-86	A	2/20/99
Iowa State	16	W, 70-63	H	2/10/99
Kansas	24	L, 45-66	A	1/31/99
Texas	6	W, 75-65	H	1/16/99
Nebraska	24	W, 79-67	H	1/13/99
Texas Tech	7	L, 60-73	A	1/9/99
Santa Clara	24	W, 66-64	A	12/30/98
Texas Tech	6	L, 62-67	H	2/28/98
Iowa State	24	L, 50-80	H	2/18/98
Texas	7	L, 57-73	A	2/11/98
Iowa State	24	L, 46-64	A	1/28/98
Nebraska	20	L, 47-78	H	1/17/98
Nebraska	14	L, 58-80	A	1/4/98
Kansas	9	W, 73-58	N	3/6/97
Texas Tech	15	W, 76-68	N	3/5/97
Kansas	12	L, 46-62	H	2/22/97
Nebraska	23	W, 47-45	H	2/12/97
Colorado	18	L, 58-71	A	1/29/97
Texas Tech	14	L, 61-76	A	1/18/97
Nebraska	16	L, 47-53	A	1/15/97
Texas	7	W, 68-67	H	1/11/97
Kansas	18	L, 54-70	A	1/4/97
Florida	23	L, 67-89	A	12/30/96
Kansas	21	L, 64-70	N	3/2/96
Kansas	24	L, 56-66	A	2/25/96
Colorado	16	L, 50-54	A	2/5/96
Oklahoma State	19	W, 81-68 (OT)	H	1/19/96
Colorado	13	L, 58-64	H	1/7/96
Northwestern	25	L, 77-86 (OT)	N	12/18/95
Colorado	3	L, 74-77	H	2/26/95
Kansas	15	W, 80-73	H	2/12/95
Colorado	5	L, 66-76	A	1/27/95
Kansas	14	L, 62-73	A	1/15/95
Kansas	12	L, 54-65	H	2/26/94
Colorado	7	L, 57-66	A	2/6/94
Kansas	7	L, 50-77	A	1/30/94
Colorado	4	L, 58-65	H	1/7/94

TEAM	AP RANK	RESULT	LOCALE	DATE
Ohio State	16	L, 70-105	A	12/19/93
Colorado	6	L, 41-55	N	3/6/93
Oklahoma State	24	L, 53-63	H	2/21/93
Nebraska	23	L, 50-69	A	2/12/93
Colorado	5	L, 51-61	H	2/7/93
Oklahoma State	22	L, 54-72	A	1/22/93
Colorado	7	L, 33-61	A	1/8/93
Kansas	18	L, 49-67	A	2/23/92
Nebraska	22	L, 62-76	A	2/8/92
Kansas	20	L, 52-82	H	2/2/92
Purdue	9	L, 52-75	N	12/6/91
Oklahoma State	25	L, 61-79	N	2/20/91
Clemson	21	L, 61-68	H	11/25/90
Oklahoma State	25	L, 66-75	A	2/21/90
Louisiana Tech	1	L, 54-100	A	1/6/90
Maryland	17	L, 66-74	H	11/24/89
Colorado	10	L, 71-87	A	2/15/89
Louisiana Tech	2	L, 45-77	H	1/28/88
Louisiana Tech	2	L, 45-67	A	12/6/86
Oklahoma	17	L, 77-94	A	2/11/86
Oklahoma	14	L, 72-83	H	1/22/86
Western Kentucky	7	L, 69-95	N	1/3/86
Tennessee	11	L, 56-68	N	12/6/85
Louisiana Tech	4	L, 63-73	H	11/23/85
Oklahoma	20	L, 85-92	A	1/26/85
Louisiana Tech	7	L, 75-83	A	1/9/85
Texas	2	L, 48-74	A	12/15/84
NE Louisiana	13	L, 73-78	N	3/15/84
Missouri	9	W, 84-75	N	3/10/84
Missouri	7	W, 100-84	H	3/3/84
Missouri	12	L, 66-91	A	2/8/84
Old Dominion	7	L, 64-92	A	1/5/84
Texas	8	L, 78-82	H	12/30/83
Texas	3	L, 70-73 (OT)	N	3/25/83
Missouri	17	L, 65-75	N	3/12/83
Missouri	19	L, 55-67	A	2/15/83
Missouri	12	W, 88-77	H	1/12/83
Clemson	15	W, 92-72	A	1/5/83
Texas	10	L, 73-93	A	12/11/82
Old Dominion	2	W, 58-50	H	12/4/82
Cheyney State	2	L, 71-93	N	3/20/82
Old Dominion	7	W, 76-67	N	3/18/82
Colorado	15	W, 76-71	H	1/16/82
Tennessee	20	L, 68-83	A	1/7/82
Detroit	19	W, 70-35	H	12/20/81
South Carolina	4	L, 65-81	H	11/28/81
Kansas	6	L, 63-74	A	2/17/81
Kansas	5	L, 68-86	H	1/27/81
Kansas	5	L, 60-85	A	1/17/81
Illinois	18	W, 67-52	N	1/8/81
Stephen F. Austin	13	W, 83-75	H	1/5/81
South Carolina	12	W, 82-62	N	12/20/80
UCLA	10	L, 70-83	A	12/19/80
Tennessee	2	L, 64-84	A	3/15/80
Kansas	15	L, 80-89	N	3/8/80
Kansas	10	W, 79-74	N	2/29/80
Kansas	10	W, 61-52	H	2/25/80
Kansas	9	W, 67-66	A	1/28/80

TEAM	AP RANK	RESULT	LOCALE	DATE
Kansas	9	L, 60-85	A	1/26/80
Cheyney State	11	W, 68-51	N	1/25/80
Colorado	20	W, 81-69	N	1/19/80
Rutgers	7	L, 56-81	A	1/8/80
Valdosta State	11	L, 92-104	N	3/17/79
Old Dominion	1	L, 75-96	N	3/16/79
Kansas	17	L, 59-75	N	3/11/79
Kansas	16	W, 92-91 (20T)	A	2/26/79
Missouri	19	W, 64-62	A	2/6/79
UCLA	14	L, 60-64	H	2/2/79
Kansas	18	W, 73-65	H	1/30/79
Missouri	19	L, 60-71	H	12/12/78
Wayland Baptist	6	W, 76-71	A	12/5/78
Missouri	13	L, 68-70	H	3/11/78
Kansas	17	W, 74-68	H	2/21/78
Missouri	15	W, 71-61	H	2/4/78
UCLA	11	L, 62-123	A	1/20/78
Ohio State	17	L, 55-65	A	12/17/77
Missouri	14	W, 76-66	A	12/9/77
Wayland Baptist	3	L, 56-70	H	12/2/77
Tennessee Tech	6	L, 58-68	N	3/25/77
Tennessee	5	L, 69-81	N	3/24/77
William Penn	20	L, 61-75	A	1/28/77
Wayland Baptist	1	L, 64-72	H	1/11/77
William Penn	6	W, 57-53	H	12/10/76
Stephen F. Austin	4	W, 63-46	A	1/9/76



**KANSAS STATE IN THE NCAA TOURNAMENT (13-15)**

<b>1982</b>		
1st	(4) K-State 78, (5) Stephen F. Austin 75	Manhattan, Kan.
Sweet 16	(4) K-State 76, (1) Old Dominion 67	Manhattan, Kan.
Elite 8	(2) Cheyney State 93, (4) K-State 71	Raleigh, N.C.
<b>1983</b>		
1st	(3) K-State 91, (6) Illinois State 72	Manhattan, Kan.
Sweet 16	(2) Texas 73, (3) K-State 70 (OT)	Ruston, La.
<b>1984</b>		
1st	(6) NE Louisiana 78, (3) K-State 73	Monroe, La.
<b>1988</b>		
1st	(8) Northwestern 62, (9) K-State 61 (OT)	Evanston, Ill.
<b>1997</b>		
1st	(7) Saint Joseph's 70, (10) K-State 52	Tuscaloosa, Ala.
<b>2002</b>		
1st	(3) K-State 93, (14) Kent State 65	Manhattan, Kan.
2nd	(3) K-State 82, (6) Arkansas 68	Manhattan, Kan.
Sweet 16	(5) Old Dominion 88, (3) K-State 62	Milwaukee, Wis.
<b>2003</b>		
1st	(3) K-State 79, (14) Harvard 69	Manhattan, Kan.
2nd	(11) Notre Dame 59, (3) K-State 53	Manhattan, Kan.
<b>2004</b>		
1st	(2) K-State 71, (15) Valparaiso 63	Minneapolis, Minn.
2nd	(7) Minnesota 80, (2) K-State 61	Minneapolis, Minn.
<b>2005</b>		
1st	(4) K-State 70, (13) Bowling Green 60	Seattle, Wash.
2nd	(5) Vanderbilt 63, (4) K-State 60	Seattle, Wash.
<b>2008</b>		
1st	(5) K-State 69, (12) Chattanooga 59	Bridgeport, Conn.
2nd	(4) Louisville 80, (5) K-State 63	Bridgeport, Conn.
<b>2009</b>		
1st	(5) K-State 68, (12) Drexel 44	Albuquerque, N.M.
2nd	(4) Vanderbilt 74, (5) K-State 61	Albuquerque, N.M.
<b>2011</b>		
1st	(9) Purdue 53, (8) K-State 45	Storrs, Conn.
<b>2012</b>		
1st	(8) K-State 67, (9) Princeton 64	Bridgeport, Conn.
2nd	(1) Connecticut 72, (8) K-State 26	Bridgeport, Conn.
<b>2016</b>		
1st	(9) K-State 56, (8) George Washington 51	Columbia, S.C.
2nd	(1) South Carolina 73, (9) K-State 47	Columbia, S.C.
<b>2017</b>		
1st	(7) K-State 67, (10) Drake 54	Manhattan, Kan.
2nd	(2) Stanford 69, (7) K-State 48	Manhattan, Kan.

**K-STATE RECORD BY SEED IN NCAA TOURNAMENT**

Seed	K-State vs.	K-State as
No. 1	1-2	--
No. 2	0-3	1-1
No. 3	--	4-4
No. 4	0-2	3-2
No. 5	1-2	2-2
No. 6	2-1	--
No. 7	0-2	1-1
No. 8	1-1	1-2
No. 9	1-1	1-2
No. 10	1-0	0-1
No. 11	0-1	--
No. 12	2-0	--
No. 13	1-0	--
No. 14	2-0	--
No. 15	1-0	--
No. 16	--	--

**RECORD BY NCAA CHAMPIONSHIP LOCATION**

Location	Record
Manhattan.....	7-2
Raleigh, N.C. ....	0-1
Ruston, La. ....	0-2
Monroe, La. ....	0-1
Evanston, Ill. ....	0-1
Tuscaloosa, Ala. ....	0-1
Milwaukee, Wis. ....	0-1
Minneapolis, Minn. ....	1-1
Seattle, Wash. ....	1-1
Bridgeport, Conn. ....	2-2
Albuquerque, N.M. ....	1-1
Storrs, Conn. ....	0-1
Columbia, S.C. ....	1-1

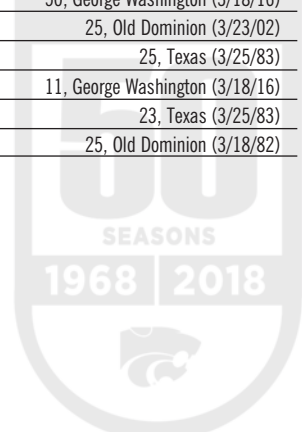
**KANSAS STATE TEAM SINGLE GAME RECORDS**

Points	93 vs. Kent State (3/15/02)
Points (Half)	48 vs. Kent State (3/15/02)
FGs Made	39 vs. Illinois State (3/19/83)
FGs Attempted	68 vs. Kent State (3/15/02)
FG Pct.	.629 (39-62) vs. Illinois State (3/19/83)
3PT FGs Made	9, twice - vs. Harvard (3/23/03) & vs. Old Dominion (3/23/02)
3PT FGs Attempted	30 vs. Harvard (3/23/03)
FTs Made	30 vs. Old Dominion (3/18/82)
FTs Attempted	34 vs. Old Dominion (3/18/82)
FT Pct.	1.000 (21-21)** vs. Chattanooga (3/23/08)
Rebounds	50 vs. Bowling Green (3/19/05)
Assists	21, twice - vs. Kent State (3/15/02) & vs. Drake (3/18/17)
Turnovers	34 vs. Texas (3/25/83)
Blocked Shots	10, twice; Last: vs. George Washington (3/18/16)
Steals	15 vs. Texas (3/25/83)
Personal Fouls	23, vs. George Washington (3/18/16)

\*\* NCAA Tournament Game Record

**OPPONENT TEAM SINGLE GAME RECORDS**

Points	93, Cheyney State (3/20/82)
Points (Half)	48, Cheyney State (3/20/82)
FGs Made	42, Cheyney State (3/20/82)
FGs Attempted	81, Stephen F. Austin (3/13/82)
FG Pct	.655 (38-58), Old Dominion (3/23/02)
3PT FGs Made	11, Harvard (3/23/03)
3PT FGs Attempted	31, Harvard (3/23/03)
3PT FG Pct	.588 (10-17), Saint Joseph's (3/14/97)
FTs Made	22, twice - Minnesota (3/23/04) & NE Louisiana (3/15/84)
FT Attempted	32, Texas (3/25/83)
FT Pct	.917 (22-24), NE Louisiana (3/15/84)
Rebounds	50, George Washington (3/18/16)
Assists	25, Old Dominion (3/23/02)
Turnovers	25, Texas (3/25/83)
Blocked Shots	11, George Washington (3/18/16)
Steals	23, Texas (3/25/83)
Personal Fouls	25, Old Dominion (3/18/82)



INDIVIDUAL GAME

POINTS

1.	Kendra Wecker, vs. Vanderbilt (3/21/05)	29
2.	Angie Bonner, vs. Illinois State (3/19/83)	27
	Laurie Koehn, vs. Kent State (3/15/02)	27
4.	Laurie Koehn, vs. Arkansas (3/17/02)	25
	Nicole Ohlde, vs. Valparaiso (3/21/04)	25
	Kendra Wecker, vs. Bowling Green (3/19/05)	25
7.	Priscilla Gary, vs. Stephen F. Austin (3/13/82)	24
	Jennifer Jones, vs. NE Louisiana (3/15/84)	24
	Andria Jones, vs. St. Joseph's (3/14/97)	24
10.	Susan Green, at Northwestern (3/11/87)	23
	Nicole Ohlde, vs. Old Dominion (3/23/02)	23
	Laurie Koehn, vs. Notre Dame (3/25/03)	23
	Nicole Ohlde, vs. Minnesota (3/23/04)	23
	Breanna Lewis, vs. Drake (3/18/17)	23

FIELD GOALS MADE

1.	Kendra Wecker, vs. Vanderbilt (3/21/05)	12
2.	Jennifer Jones, vs. NE Louisiana (3/15/84)	11
	Breanna Lewis, vs. Drake (3/18/17)	11
4.	Tammie Romstad, vs. Stephen F. Austin (3/13/82)	10
	Priscilla Gary, vs. Stephen F. Austin (3/13/82)	10
	Andria Jones, vs. St. Joseph's (3/14/97)	10
	Laurie Koehn, vs. Kent State (3/15/02)	10
	Branshea Brown, vs. Princeton (3/17/12)	10

FIELD GOALS ATTEMPTED

1.	Kendra Wecker, vs. Vanderbilt (3/21/05)	21
2.	Brittany Chambers, vs. Purdue (3/20/11)	20
3.	Priscilla Gary, vs. Stephen F. Austin (3/13/82)	19
	Priscilla Gary, vs. Cheyney State (3/20/82)	19
	Laurie Koehn, vs. Notre Dame (3/25/03)	19
	Laurie Koehn, vs. Bowling Green (3/19/05)	19
	Breanna Lewis, vs. South Carolina (3/20/16)	19

3-POINT FIELD GOALS MADE

1.	Laurie Koehn, vs. Notre Dame (3/25/03)	7
2.	Laurie Koehn, vs. Bowling Green (3/19/05)	6
3.	Laurie Koehn, vs. Kent State (3/15/02)	5
4.	Laurie Koehn, vs. Harvard (3/23/03)	4
	Laurie Koehn, vs. Valparaiso (3/21/04)	4
	Brittany Chambers, vs. Purdue (3/20/11)	4
	Kindred Wesemann, vs. Drake (3/18/17)	4

3-POINT FIELD GOAL ATTEMPTED

1.	Laurie Koehn, vs. Notre Dame (3/25/03)	17
2.	Laurie Koehn, vs. Harvard (3/23/03)	13
	Laurie Koehn, vs. Bowling Green (3/19/05)	13
	Laurie Koehn, vs. Vanderbilt (3/21/05)	13
5.	Brittany Chambers, vs. Purdue (3/20/11)	12
	Brittany Chambers, vs. Connecticut (3/19/12)	12
	Kindred Wesemann, vs. Drake (3/18/17)	12
8.	Laurie Koehn, vs. Old Dominion (3/23/02)	11
9.	Laurie Koehn, vs. Kent State (3/15/02)	10

FREE THROWS MADE

1.	Nicole Ohlde, vs. Valparaiso (3/21/04)	15
2.	Kendra Wecker, vs. Bowling Green (3/19/05)	12
3.	Angie Bonner, vs. Old Dominion (3/18/82)	11
	Angie Bonner, vs. Illinois State (3/19/83)	11
	Nicole Ohlde, vs. Arkansas (3/17/02)	11
6.	Tammie Romstad, vs. Old Dominion (3/18/82)	9
	Nicole Ohlde, vs. Old Dominion (3/23/02)	9
	Nicole Ohlde, at Minnesota (3/23/04)	9

FREE THROWS ATTEMPTED

1.	Nicole Ohlde, vs. Valparaiso (3/21/04)	21
2.	Angie Bonner, vs. Cheyney State (3/20/82)	14
	Nicole Ohlde, vs. Arkansas (3/17/02)	14
4.	Angie Bonner, vs. Old Dominion (3/18/82)	13
5.	Nicole Ohlde, at Minnesota (3/23/04)	12
	Kendra Wecker, vs. Bowling Green (3/19/05)	12
7.	Angie Bonner, vs. Illinois State (3/19/82)	11
8.	Angie Bonner, vs. Stephen F. Austin (3/13/82)	10
	Tammie Romstad, vs. Old Dominion (3/18/82)	10
	Nicole Ohlde, vs. Old Dominion (3/23/02)	10

REBOUNDS

1.	Tammie Romstad, vs. Stephen F. Austin (3/13/82)	15
2.	Angie Bonner, vs. Texas (3/25/83)	13
	Kendra Wecker, vs. Valparaiso (3/21/04)	13
4.	Kendra Wecker, vs. Bowling Green (3/19/05)	12
	Brittany Chambers, vs. Purdue (3/20/11)	12
6.	Nicole Ohlde, vs. Arkansas (3/17/02)	11
	Megan Mahoney, vs. Arkansas (3/17/02)	11
	Nicole Ohlde, vs. Notre Dame (3/25/05)	11
	Breanna Lewis, vs. Drake (3/18/17)	11

ASSISTS

1.	Shalee Lehning, vs. Drexel (3/21/09)	13
2.	Betsy Sloan, vs. Stephen F. Austin (3/13/82)	8
	Cassandra Jones, vs. NE Louisiana (3/15/84)	8
	Megan Mahoney, vs. Kent State (3/15/02)	8
5.	Betsy Sloan, vs. Illinois St. (3/19/83) & Cheyney St. (3/20/82)	7
	Shalee Lehning, vs. Chattanooga (3/23/08)	7
	Kindred Wesemann, vs. George Washington (3/18/16)	7
	Karyla Middlebrook, vs. Drake (3/18/17)	7

STEALS

1.	Shalee Lehning, vs. Chattanooga (3/23/08)	6
2.	Cassandra Jones, vs. Texas (3/25/83)	4
	Carlisa Thomas, at Northwestern (3/11/87)	4

BLOCKS

1.	Breanna Lewis, vs. George Washington (3/18/16)	6
2.	Shana Wheeler, vs. Bowling Green (3/19/05)	4

DOUBLE-DOUBLES

1.	Kendra Wecker.....2	3.	Breanna Lewis.....1
vs. Bowling Green (3/19/05); 25 pts, 12 rebs		vs. Drake (3/18/17); 23 pts, 11 rebs	
vs. Valparaiso (3/21/04); 15 pts, 13 rebs		Brittany Chambers.....1	
Nicole Ohlde.....2		vs. Purdue (3/20/11); 18 pts, 12 rebs	
vs. Notre Dame (3/25/03); 15 pts, 11 rebs		Megan Mahoney.....1	
vs. Arkansas (3/17/02); 19 pts, 11 rebs		vs. Arkansas (3/17/02); 10 pts, 11 rebs	
		Angie Bonner.....1	
		vs. Texas (3/25/83); 18 pts, 13 rebs	
		Tammie Romstad.....1	
		vs. SFA (3/13/82); 22 pts, 15 rebs	

INDIVIDUAL CAREER

GAMES

Rk.	Player (Years)	Games
1.	Kendra Wecker (2001-05)	9
	Laurie Koehn (2001-05)	9
	Brie Madden (2001-05)	9
4.	Chelsea Domenico (2001-05)	8
5.	Nicole Ohlde (2000-04)	7
	Megan Mahoney (2001-05)	7
	Amy Dutmer (2000-04)	7
8.	Angie Bonner (1982-84)	6
9.	Priscilla Gary (1981-83)	5
	Barbara Gilmore (1981-83)	5
	Betsy Sloan (1980-83)	5
	Jalana Childs (2009-12)	5

POINTS (MIN. 50 PTS SCORED)

Rk.	Player (Years)	Pts	PPG
1.	Kendra Wecker (2001-05)	159	17.7
2.	Laurie Koehn (2001-05)	151	16.8
3.	Nicole Ohlde (2000-04)	147	21.0
4.	Angie Bonner (1981-84)	101	16.8
5.	Priscilla Gary (1981-83)	90	18.0
6.	Breanna Lewis (2013-17)	66	16.5
7.	Megan Mahoney (2001-05)	55	7.9
8.	Marlies Gipson (2005-09)	54	13.5
9.	Ashley Sweat (2006-10)	50	12.5

FIELD GOALS MADE (MIN. 20 FGM)

Rk.	Player (Years)	FGM
1.	Kendra Wecker (2001-05)	59
2.	Laurie Koehn (2001-05)	50
3.	Nicole Ohlde (2000-04)	41
4.	Priscilla Gary (1981-83)	38
5.	Angie Bonner (1981-84)	29
	Breanna Lewis (2013-17)	29
7.	Marlies Gipson (2005-09)	24

FIELD GOALS ATTEMPTED (MIN. 50 FGA)

Rk.	Player (Years)	FGA
1.	Laurie Koehn (2001-05)	125
2.	Kendra Wecker (2001-05)	118
3.	Priscilla Gary (1981-83)	74
4.	Nicole Ohlde (2000-04)	63
5.	Breanna Lewis (2013-17)	54

FIELD GOAL PCT (MIN. 50 FGA)

Rk.	Player (Years)	FG Pct	FGM-FGA
1.	Nicole Ohlde (2000-04)	.651	41-63
2.	Breanna Lewis (2013-17)	.537	29-54
3.	Priscilla Gary (1981-83)	.513	38-74
4.	Kendra Wecker (2001-05)	.500	59-118
5.	Laurie Koehn (2001-05)	.400	50-125

3-POINT FIELD GOALS MADE

Rk.	Player (Years)	3FGM
1.	Laurie Koehn (2001-05)	35
2.	Kendra Wecker (2001-05)	13
3.	Kari Kincaid (2006-10)	9
4.	Kindred Wesemann (2013-17)	8
5.	Brittany Chambers (2009-13)	7

3-POINT FIELD GOALS ATTEMPTED

Rk.	Player (Years)	3FGA
1.	Laurie Koehn (2001-05)	92
2.	Kendra Wecker (2001-05)	27
3.	Brittany Chambers (2009-13)	25
	Kindred Wesemann (2013-17)	25
5.	Kari Kincaid (2006-10)	24

3-POINT FIELD GOAL PCT (MIN. 20 3FGA)

Rk.	Player (Years)	3FG Pct	3FGM-3FGA
1.	Kendra Wecker (2001-05)	.481	13-27
2.	Laurie Koehn (2001-05)	.380	35-92
3.	Kari Kincaid (2006-10)	.375	9-24
4.	Kindred Wesemann (2013-17)	.320	8-25
5.	Brittany Chambers (2009-13)	.280	7-25

FREE THROWS MADE (MIN. 10 FTM)

Rk.	Player (Years)	FTM
1.	Nicole Ohlde (2000-04)	55
2.	Angie Bonner (1981-84)	43
3.	Kendra Wecker (2001-05)	28
4.	Megan Mahoney (2001-05)	17
5.	Laurie Koehn (2001-05)	16
6.	Priscilla Gary (1981-83)	14
7.	Tammie Romstad (1979-82)	12
8.	Shalee Lehning (2005-09)	11

FREE THROWS ATTEMPTED (MIN. 10 FTA)

Rk.	Player (Years)	FTA
1.	Nicole Ohlde (2000-04)	68
2.	Angie Bonner (1981-84)	58
3.	Kendra Wecker (2001-05)	32
4.	Megan Mahoney (2001-05)	22
5.	Priscilla Gary (1981-83)	19
6.	Breanna Lewis (2013-17)	18
7.	Laurie Koehn (2001-05)	17
8.	Tammie Romstad (1979-82)	16
9.	Shalee Lehning (2005-09)	13

FREE THROW PCT (MIN. 10 FTA)

Rk.	Player (Years)	FT Pct	FTM-FTA
1.	Laurie Koehn (2001-05)	.941	16-17
2.	Kendra Wecker (2001-05)	.875	28-32
3.	Shalee Lehning (2005-09)	.846	11-13
4.	Nicole Ohlde (2000-04)	.809	55-68
5.	Megan Mahoney (2001-05)	.773	17-22
6.	Tammie Romstad (1979-82)	.750	12-16
7.	Angie Bonner (1981-84)	.741	43-58
8.	Priscilla Gary (1981-83)	.737	14-19
9.	Breanna Lewis (2013-17)	.444	8-18

REBOUNDS (MIN. 30 REBS)

Rk.	Player (Years)	Rebs	RPG
1.	Kendra Wecker (2001-05)	60	6.7
2.	Nicole Ohlde (2000-04)	52	7.4
3.	Angie Bonner (1981-84)	43	7.2
4.	Megan Mahoney (2001-05)	41	5.9
5.	Breanna Lewis (2013-17)	32	8.0



## ASSISTS (MIN. 20 ASSTS)

Rk.	Player (Years)	Assts	APG
1.	Megan Mahoney (2001-05)	31	4.4
2.	Shalee Leehning (2005-09)	30	7.5
3.	Betsy Sloan (1980-83)	29	5.8
4.	Nicole Ohlde (2000-04)	24	3.4
5.	Kindred Wesemann (2013-17)	20	5.0

## STEALS (MIN. 5 STLs)

Rk.	Player (Years)	Stls	SPG
1.	Kendra Wecker (2001-05)	13	1.4
2.	Megan Mahoney (2001-05)	11	1.6
3.	Shalee Leehning (2005-09)	9	2.3
4.	Priscilla Gary (1981-83)	7	1.4
	Carlisa Thomas (1984-87)	7	3.5
	Ashley Sweat (2006-10)	7	1.8
	Kindred Wesemann (2013-17)	7	1.8
8.	Betsy Sloan (1980-83)	6	1.2
	Jennifer Jones (1983-85)	6	2.0
	Cassandra Jones (1983-86)	6	2.0
	Nicole Ohlde (2000-04)	6	0.9
	Chelsea Domenico (2001-05)	6	0.8
13.	Tina Dixon (1982-84)	5	1.7

## BLOCKS (MIN. 5 BLKS)

Rk.	Player (Years)	Blks	BPG
1.	Breanna Lewis (2013-17)	9	2.3
2.	Shana Wheeler (2005-08)	8	2.0
3.	Nicole Ohlde (2000-04)	7	1.0
4.	Kendra Wecker (2001-05)	6	0.7
	Tina Dixon (1983-84)	6	2.0

## TEAM GAME

## POINTS

1.	vs. Kent State (3/15/02)	93 (W)
2.	vs. Illinois State (3/19/83)	91 (W)
3.	vs. Arkansas (3/17/02)	82 (W)
4.	vs. Harvard (3/23/03)	79 (W)
5.	vs. Stephen F. Austin (3/13/82)	78 (W)
6.	vs. Old Dominion (3/18/82)	76 (W)

## POINTS IN A FIRST QUARTER

1.	vs. Drake (3/18/17)	20
2.	vs. George Washington (3/18/16)	14
3.	at South Carolina (3/20/16)	13
4.	vs. Stanford (3/20/17)	12

## POINTS IN A SECOND QUARTER

1.	at South Carolina (3/20/16)	13
2.	vs. Drake (3/18/17)	10
3.	vs. Stanford (3/20/17)	9
4.	vs. George Washington (3/18/16)	8

## POINTS IN A THIRD QUARTER

1.	vs. George Washington (3/18/16)	17
2.	vs. Drake (3/18/17)	13
3.	vs. Stanford (3/20/17)	11
4.	at South Carolina (3/20/16)	9

## POINTS IN A FOURTH QUARTER

1.	vs. Drake (3/18/17)	24
2.	vs. George Washington (3/18/16)	17
3.	vs. Stanford (3/20/17)	16
4.	at South Carolina (3/20/16)	12

## POINTS IN A HALF

Rk.	Opponent (Date)	Half	Pts
1.	vs. Kent State (3/15/02)	1st	48
2.	vs. Illinois State (3/19/83)	2nd	46
3.	vs. Illinois State (3/19/83)	1st	45
	vs. Kent State (3/15/02)	2nd	45

## FIELD GOALS MADE

1.	vs. Illinois State (3/19/83)	39
2.	vs. Kent State (3/15/02)	37
3.	vs. NE Louisiana (3/15/84)	33
4.	vs. Stephen F. Austin (3/13/82)	32

## FIELD GOALS ATTEMPTED

1.	vs. Kent State (3/15/02)	68
2.	vs. Purdue (3/20/11)	63
3.	vs. Illinois State (3/19/83)	62
	vs. NE Louisiana (3/15/84)	62
5.	vs. Stephen F. Austin (3/13/82)	61
	at Northwestern (3/11/87)	61
7.	vs. Cheyney State (3/20/82)	60
	vs. Texas (3/25/83)	60
	vs. Bowling Green (3/19/05)	60

## FIELD GOAL PCT. (MIN. 50 ATT.)

Rk.	Game (Date)	FG Pct.	FGM-FGA
1.	vs. Illinois State (3/19/83)	.629	39-62
2.	vs. Kent State (3/15/02)	.544	37-68
3.	vs. NE Louisiana (3/15/84)	.532	33-62
4.	vs. Vanderbilt (3/23/09)	.529	27-51
5.	vs. Stephen F. Austin (3/13/82)	.525	32-61
6.	vs. Drexel (3/21/09)	.500	26-52

## 3-POINT FIELD GOALS MADE (MIN. 5 3PT FGM)

1.	vs. Louisville (3/25/08)	10
2.	vs. Old Dominion (3/23/02)	9
	vs. Notre Dame (3/25/03)	9
	vs. Drexel (3/21/09)	9
5.	vs. Kent State (3/15/02)	8
	vs. Harvard (3/23/03)	8
	vs. Bowling Green (3/19/05)	8
	vs. Drake (3/18/17)	8
8.	vs. Arkansas (3/17/02)	7
9.	vs. Purdue (3/20/11)	6
10.	vs. Valparaiso (3/21/04)	5
	vs. Vanderbilt (3/23/09)	5
	vs. Princeton (3/17/12)	5

## 3-POINT FIELD GOAL ATTEMPTED (MIN. 20 3PT FGA)

1.	vs. Notre Dame (3/25/03)	30
2.	vs. Harvard (3/23/03)	28
3.	vs. Connecticut (3/19/12)	26
4.	vs. Purdue (3/20/11)	23
5.	vs. Bowling Green (3/19/05)	22
	vs. Louisville (3/25/08)	22
7.	vs. Kent State (3/15/02)	21
	vs. Old Dominion (3/23/02)	21
	vs. Drexel (3/21/09)	21
	vs. Drake (3/18/17)	21

## 3-POINT FIELD GOAL PCT. (MIN. 10 ATT.)

Rk.	Game (Date)	3FG Pct.	3FGM-3FGA
1.	vs. Arkansas (3/17/02)	.467	7-15
2.	vs. Louisville (3/25/08)	.455	10-22
	vs. Vanderbilt (3/23/09)	.455	5-11
4.	vs. Old Dominion (3/23/02)	.429	9-21
	vs. Drexel (3/21/09)	.429	9-21

## FREE THROWS MADE (MIN. 20 FTM)

1.	vs. Old Dominion (3/18/82)	30
2.	vs. Arkansas (3/17/02)	27
3.	vs. Chattanooga (3/23/08)	21
4.	vs. Valparaiso (3/21/04)	20

## FREE THROWS ATTEMPTED (MIN. 20 FTA)

1.	vs. Old Dominion (3/18/82)	34
2.	vs. Arkansas (3/17/02)	33
3.	vs. Stephen F. Austin (3/13/82)	31
4.	vs. Valparaiso (3/21/04)	27
5.	vs. Cheyney State (3/20/82)	26
6.	at Northwestern (3/11/87)	23
7.	vs. Harvard (3/23/03)	22
8.	vs. Chattanooga (3/23/08)	21
	vs. George Washington (3/18/16)	21

## FREE THROW PCT. (MIN. 10 ATT.)

Rk.	Game (Date)	FT Pct.	FTM-FTA
1.	vs. Chattanooga (3/23/08)	1.000	21-21*
2.	vs. Illinois State (3/19/83)	.929	13-14
	vs. Old Dominion (3/23/02)	.929	13-14
4.	vs. Kent State (3/15/02)	.917	11-12
5.	vs. Bowling Green (3/19/05)	.889	16-18
6.	vs. Old Dominion (3/18/82)	.882	30-34
7.	vs. Princeton (3/17/12)	.857	12-14
8.	vs. Arkansas (3/17/02)	.818	27-33
9.	vs. Minnesota (3/23/04)	.778	14-18

\* - NCAA Tournament Game Record

## REBOUNDS (MIN. 40 REBS)

1.	vs. Bowling Green (3/19/05)	50
2.	vs. Stephen F. Austin (3/13/82)	49
3.	vs. Purdue (3/20/11)	42
4.	vs. Drake (3/18/17)	41

## ASSISTS (MIN. 15 ASSTS)

1.	vs. Kent State (3/15/02)	29
2.	vs. Drake (3/18/17)	21
3.	vs. Harvard (3/23/03)	20
4.	vs. Illinois State (3/19/83)	19
	vs. Valparaiso (3/21/04)	19
	vs. Drexel (3/21/09)	19
7.	vs. NE Louisiana (3/15/84)	18
	vs. George Washington (3/18/16)	18
9.	vs. Stephen F. Austin (3/13/82)	17
10.	vs. Cheyney State (3/20/82)	16
	vs. Princeton (3/17/12)	16
12.	vs. Notre Dame (3/25/03)	15
	vs. Louisville (3/25/08)	15

## STEALS (MIN. 10 STLs)

1.	vs. Texas (3/25/83)	15
2.	vs. Drake (3/18/17)	11
3.	vs. NE Louisiana (3/15/84)	10
	vs. Kent State (3/15/02)	10
	vs. Chattanooga (3/23/08)	10

## BLOCKS (MIN. 5 BLKS)

1.	vs. Bowling Green (3/19/05)	10
	vs. George Washington (3/18/16)	10
3.	vs. Texas (3/25/83)	5
	vs. NE Louisiana (3/15/84)	5
	vs. Valparaiso (3/21/04)	5
	vs. Drake (3/18/17)	5





PLAYER	YEARS	G-GS	FGM-FGA	3PT-A	FTM-FTA	REB.	PF	PTS.	AST.	TO	BLK	STL	MIN.
Karyla Middlebrook	2017	2-2	4-13	1-2	1-2	6	4	10	8	5	0	4	49
Lanie Page	2017	2-0	3-6	3-5	0-0	2	1	9	0	2	0	0	22
Peyton Williams	2017	2-2	4-6	0-0	1-1	2	0	9	1	1	0	0	23
Eternati Willock	2017	2-0	2-7	0-0	0-0	5	4	4	2	2	2	0	24
Kayla Goth	2016, 17	4-2	5-16	1-5	4-7	6	0	15	6	4	1	2	70
Shaelyn Martin	2016, 17	4-2	5-18	1-5	6-8	27	9	17	12	12	0	7	98
Kaylee Page	2016, 17	4-2	4-18	4-14	0-0	9	8	12	2	9	2	2	97
Breanna Lewis	2016, 17	4-4	29-54	0-0	8-18	32	13	66	2	8	9	2	128
Jessica Sheble	2016, 17	4-0	7-12	0-0	0-0	3	7	14	1	4	3	0	31
Kelly Thomson	2016, 17	3-0	0-1	0-1	0-0	2	0	0	0	0	0	0	7
Kindred Wesemann	2016, 17	4-4	14-36	8-25	4-6	8	6	40	20	8	1	7	150
Erica Young	2016, 17	1-0	0-2	0-0	1-2	6	1	1	1	1	0	1	9
Bri Craig	2016	2-0	0-3	0-2	2-4	2	3	2	2	2	0	1	20
Megan Deines	2016	2-2	7-22	0-6	5-7	2	6	19	3	4	0	2	68
Antoinette Taylor	2016	2-0	0-1	0-1	0-0	0	1	0	0	0	0	0	4
JuliAnne Chisholm	2012	2-0	1-4	0-2	0-0	0	0	2	0	1	1	0	13
Tasha Dickey	2012	2-2	4-18	3-13	0-0	6	5	11	0	3	0	3	40
Emma Ostermann	2012	1-0	1-1	0-0	0-0	0	1	2	0	0	0	0	7
Stephanie Wittman	2012	2-0	0-3	0-0	0-0	1	0	0	2	1	0	0	10
Ashia Woods	2012	2-0	1-7	1-5	1-2	6	3	4	4	3	3	2	33
Brittany Chambers	2011, 12	3-3	14-43	7-25	0-0	20	2	35	2	10	0	2	113
Chantay Caron	2011, 12	3-1	2-6	1-3	0-0	2	0	5	1	0	0	0	29
Mariah White	2011, 12	3-3	1-9	1-4	6-8	9	6	9	10	6	1	4	105
Branshea Brown	2009, 11, 12	4-3	14-35	0-1	2-6	23	10	30	4	6	1	2	110
Jalana Childs	2009, 11, 12	5-2	13-36	0-2	5-6	22	10	31	2	7	1	0	107
Taelor Karr	2011	1-1	6-17	1-7	1-2	4	3	14	1	3	0	0	39
Jenny Gilbertson	2009	1-0	0-0	0-0	0-0	0	0	0	0	0	0	0	2
Marlies Gipson	2008,09	4-4	24-40	0-1	6-6	20	10	54	7	4	4	3	123
Kelsey Hill	2008,09, 11	2-0	1-1	1-1	0-0	1	1	3	0	1	0	1	17
Kari Kincaid	2008,09	4-4	11-31	9-24	2-4	15	5	33	4	4	0	2	134
Shalee Lehnig	2008,09	4-4	12-33	1-7	11-13	25	8	36	30	17	0	9	147
Kelsey Nelson	2008,09	4-0	16-25	5-10	7-7	12	5	44	3	6	0	1	81
Ashley Sweat	2008,09	4-4	19-44	5-11	7-8	12	8	50	3	12	0	7	123
Alina Voronenko	2009, 11	2-0	0-2	0-2	0-0	1	0	0	0	1	0	0	7
Danielle Zanotti	2008,09	3-2	5-10	5-10	0-0	6	2	15	3	1	1	2	90
Carolyn McCullough	2008	2-2	4-8	3-5	0-0	3	2	11	1	2	1	0	30
Kimberly Dietz	2005	2-0	0-1	0-1	0-0	0	2	0	2	0	0	0	20
Shana Wheeler	2005,08	4-2	8-14	0-0	2-2	22	7	18	2	5	8	3	95
Claire Coggins	2004,05	4-2	10-24	1-7	1-2	13	7	22	6	11	3	2	85
Twiggy McIntyre	2004,05	4-0	3-9	1-6	3-4	2	4	10	3	2	0	1	41
Jessica McFarland	2003,05	2-0	1-1	0-0	0-0	2	0	2	0	0	0	1	8
Chelsea Domenico	2002,03,04,05	8-4	5-14	2-11	1-3	14	14	13	17	6	1	6	191
Laurie Koehn	2002,03,04,05	9-9	50-125	35-92	16-17	28	14	151	16	16	0	4	321
Brie Madden	2002,03,04,05	9-0	13-26	0-0	3-4	24	26	29	7	13	4	1	107
Kendra Wecker	2002,03,04,05	9-9	59-118	13-27	28-32	60	31	159	17	30	6	13	281
Amy Dutmer	2002,03,04	7-2	2-15	0-7	0-0	8	6	6	3	3	1	1	72
Megan Mahoney	2002,03,04	7-7	17-47	4-15	17-22	41	19	55	31	16	3	11	217
Nicole Ohlde	2002,03,04	7-7	41-63	0-0	55-68	52	14	147	24	18	7	6	245
Andrea Armstrong	2002	1-0	1-6	0-1	0-0	3	3	2	1	0	0	0	13
Shalondra Booker	2002	2-0	2-3	0-1	0-0	0	1	4	2	1	0	2	12
Kari Hanson	2002	2-0	0-2	0-2	2-2	0	0	2	2	1	0	0	19
Kimmery Newsom	2002	1-0	0-1	0-0	0-0	2	0	0	1	2	0	0	5
Kristin Rethman	2002	3-3	6-14	5-12	4-4	8	6	21	9	3	0	0	108
Jenny Coalson	1997	1-0	1-5	0-2	0-0	4	1	2	2	2	0	0	25
Missy Decker	1997	1-1	1-4	1-3	0-0	4	3	3	1	3	0	0	34
Angie Finkes	1997	1-0	6-9	0-0	0-0	3	4	12	0	0	0	0	26
Kayla Hester	1997	1-1	0-4	0-2	0-0	3	1	0	1	1	1	1	14
Brit Jacobson	1997	1-1	3-6	0-1	1-2	4	2	7	2	5	0	3	24
Andria Jones	1997	1-1	10-18	1-3	3-4	4	1	24	2	3	1	2	40
Kjersten Larson	1997	1-0	0-0	0-0	0-0	0	0	0	0	1	0	0	20
Sara Munson	1997	1-0	0-1	0-1	0-1	1	0	0	0	0	0	0	2
Nicky Ramage	1997	1-1	2-3	0-0	0-0	1	1	4	1	3	0	0	15
Tracey Blecinski	1987	1-1	2-7	—	1-3	8	2	5	0	1	0	2	41
Amy Davidson	1987	1-0	0-2	—	0-0	1	1	0	0	2	0	0	6
Theza Fitzpatrick	1987	1-1	4-8	—	0-0	6	1	9	0	2	0	0	37
Elyse Funk	1987	1-0	0-0	—	1-4	0	0	2	0	1	0	0	11
Stephanie Lane	1987	1-0	1-2	—	0-0	0	1	2	0	0	0	0	5
Sue Leiding	1987	1-1	2-10	—	6-6	4	1	10	1	4	1	0	40
Janet Madsen	1987	1-0	1-3	—	0-0	0	5	2	1	0	0	0	11
Susan Green	1984,87	2-1	11-23	—	5-6	2	4	27	3	4	0	1	50
Carlisa Thomas	1984,87	2-0	9-21	—	0-4	13	10	18	14	8	2	7	62
Tina Dixon	1983,84	3-3	13-24	—	0-0	19	10	26	3	5	6	5	102
Cindy Durham	1983,84	2-0	1-3	—	0-0	2	1	2	0	0	0	1	18
Cassandra Jones	1983,84	3-3	14-33	—	7-7	12	7	35	14	16	0	6	98
Jennifer Jones	1983,84	3-1	18-23	—	5-7	13	3	41	3	5	2	6	69
Karen Franklin	1983	2-1	0-3	—	0-0	1	1	0	1	2	0	0	16
Sheronda Jenkins	1983	2-0	8-9	—	0-0	4	6	16	1	6	0	2	29
Kim Price	1983	2-0	1-3	—	0-0	3	3	2	0	1	0	0	18
Angie Bonner	1982,84	6-3	29-46	—	43-58	43	11	101	4	12	1	4	145
Priscilla Gary	1982,83	5-5	38-74	—	14-19	12	13	90	12	19	4	7	164
Barbara Gilmore	1982,83	5-4	16-41	—	8-9	20	15	40	10	12	0	3	116
Betsy Sloan	1982,83	5-3	5-12	—	1-4	11	4	11	29	16	0	6	136
Becky Dobbins	1982	1-0	0-1	—	0-0	1	0	0	0	1	0	0	5
Shelly Hughes	1982	3-3	7-19	—	1-7	19	8	17	4	5	0	0	82
Jean Roise	1982	3-0	5-15	—	4-5	10	6	14	7	4	0	1	55
Tammie Romstad	1982	3-3	18-33	—	12-16	24	11	48	3	8	1	2	101
Erin Schreiber	1982	3-0	2-4	—	0-0	1	4	4	1	2	0	0	31
Dee Weinreis	1982	2-0	0-0	—	0-0	1	1	0	0	0	0	0	4

**2016-17**

23-11 • 11-7 Big 12

Big 12 Semifinals

NCAA Tournament • Second Round

**2016-17 ROSTER**

No.	Name	Pos.	Ht.	Yr.	Hometown (Previous School)
0	Jessica Sheble	F	6-3	Sr.	Olathe, Kan. (Olathe North HS)
1	Kaylee Page	F	6-2	Jr.	Wamego, Kan. (Nebraska/Wamego HS)
2	Erica Young	F	6-1	Sr.	Tampa, Fla. (Tampa Bay Tech)
3	Lanie Page	F	6-3	R-Fr.	Wamego, Kan. (Wamego HS)
10	Kayla Goth	G	6-1	So.	DeForest, Wis. (DeForest HS)
11	Peyton Williams	F	6-3	Fr.	Topeka, Kan. (Cair Paravel Latin School)
12	Kelly Thomson	G	5-9	R-Sr.	Riley, Kan. (Riley County HS)
13	Eternati Willock	F	6-4	Fr.	Scarborough, Ontario, Canada (St. John Paul II Catholic School)
21	Karyla Middlebrook	G	5-7	Jr.	Blue Springs, Mo. (Alabama/Blue Springs HS)
22	Breanna Lewis	C	6-5	Sr.	Milwaukee, Wis. (Riverside HS)
23	Anna Hammaker	G	5-10	So.	Knoxville, Tenn. (Christian Academy)
24	Kindred Wesemann	G	5-7	Jr.	Pleasant Hill, Mo. (Pleasant Hill HS)
50	Shaelyn Martin	G/F	6-1	Jr.	Salina, Kan. (Salina Central HS)

Head Coach:

Jeff Mittie

Associate Head Coach:

Brian Ostermann

Assistant Coaches:

Ebony Gilliam and Jacie Hoyt-Capra

**2015-16**

19-13 • 8-10 Big 12

Big 12 Quarterfinals

NCAA Tournament • Second Round

**2015-16 ROSTER**

No.	Name	Pos.	Ht.	Yr.	Hometown (Previous School)
0	Jessica Sheble	F	6-3	Jr.	Olathe, Kan. (Olathe North HS)
1	Kaylee Page	F	6-2	So.	Wamego, Kan. (Nebraska/Wamego HS)
2	Erica Young	F	6-1	Jr.	Tampa, Fla. (Tampa Bay Tech)
3	Lanie Page	F	6-3	Fr.	Wamego, Kan. (Wamego HS)
10	Kayla Goth	G	6-1	Fr.	DeForest, Wis. (DeForest HS)
11	Antoinette Taylor	G	5-7	Sr.	Gary, Ind. (State Fair CC/West Side HS)
12	Kelly Thomson	G	5-9	R-Jr.	Riley, Kan. (Riley County HS)
15	Megan Deines	G	6-1	Sr.	Springfield, Mo. (Louisville/Glendale HS)
20	Brianna Craig	G	5-10	Sr.	Lincoln, Neb. (Lincoln Northeast HS)
22	Breanna Lewis	C	6-5	Jr.	Milwaukee, Wis. (Riverside HS)
23	Anna Hammaker	G	5-10	Fr.	Knoxville, Tenn. (Christian Academy)
24	Kindred Wesemann	G	5-6	Jr.	Pleasant Hill, Mo. (Pleasant Hill HS)
50	Shaelyn Martin	G/F	6-0	So.	Salina, Kan. (Salina Central HS)
52	Cheyenne Hooper	C	6-6	Fr.	Knoxville, Tenn. (Christian Academy)

Head Coach:

Jeff Mittie

Associate Head Coach:

Brian Ostermann

Assistant Coaches:

Ebony Gilliam and Jacie Hoyt-Capra

**2011-12**

20-14 • 9-9 Big 12

Big 12 Semifinals

NCAA Tournament • Second Round

**2011-12 ROSTER**

No.	Name	Pos.	Ht.	Yr.	Hometown (Previous School)
1	Haley Texada	G	5-7	Fr.	Frisco, Texas (Wakeland HS)
2	Brittany Chambers	G	5-8	Jr.	Jordan, Minn. (Jordan HS)
4	Katya Leick	F	6-1	Jr.	Grey Cloud Township, Minn. (Nebraska/Park HS)
10	Hiedi Brown	G	5-11	Fr.	Plains, Kan. (Southwestern Heights HS)
11	Chantay Caron	G/F	5-11	So.	Lawrence, Kan. (Free State HS)
13	Tasha Dickey	G	5-10	Sr.	Sandy, Utah (Arizona/Brighton HS)
14	Stephanie Wittman	G	5-9	So.	San Antonio, Texas (Alamo Heights HS)
20	Emma Ostermann	G	5-8	Sr.	Abilene, Kan. (Cloud County CC)
21	JuliAnne Chisholm	F	5-11	Sr.	Hillsboro, Kan. (Hillsboro HS)
22	Mariah White	G	5-7	Jr.	Midwest City, Okla. (Midwest City HS)
23	Ashia Woods	G	5-11	Fr.	Wichita, Kan. (Wichita Collegiate)
33	Jalana Childs	F	6-2	Sr.	Orlando, Fla. (Timber Creek HS)
34	Branshea Brown	F	6-2	Sr.	Walterboro, S.C. (Colleton County HS)

Head Coach:

Deb Patterson

Associate Head Coach:

Kamie Ethridge

Assistant Coaches:

Kelly Moylan and Shalee Lehning

**2010-11**

21-11 • 10-6 Big 12

Big 12 Semifinals

NCAA Tournament • First Round

**2010-11 ROSTER**

No.	Name	Pos.	Ht.	Yr.	Hometown (Previous School)
2	Brittany Chambers	G	5-8	So.	Jordan, Minn. (Jordan HS)
10	Kelsey Hill	G	5-5	Sr.	Lenexa, Kan. (St. Thomas Aquinas)
11	Chantay Caron	F	5-11	Fr.	Lawrence, Kan. (Free State HS)
12	Taylor Karr	G	5-8	So.	Paola, Kan. (Paola HS)
13	Brianna Kulas	F	6-0	Fr.	Mission, Kan. (Shawnee Mission North HS)
14	Stephanie Wittman	G	5-9	Fr.	San Antonio, Texas (Alamo Heights HS)
20	Emma Ostermann	G	5-8	Jr.	Abilene, Kan. (Cloud County CC)
21	JuliAnne Chisholm	F	5-11	Jr.	Hillsboro, Kan. (Hillsboro HS)
22	Mariah White	G	5-7	So.	Midwest City, Okla. (Midwest City HS)
23	Shalin Spani	G	6-0	Sr.	Lee's Summit, Mo. (Metro Academy)
32	Alina Voronenko	G/F	6-2	Jr.	Sacramento, Calif. (Smithton (Mo.) HS)
33	Jalana Childs	F	6-2	Jr.	Orlando, Fla. (Timber Creek HS)
34	Branshea Brown	F	6-2	Jr.	Walterboro, S.C. (Colleton County HS)

Head Coach:

Deb Patterson

Associate Head Coach:

Kamie Ethridge

Assistant Coaches:

Kelly Moylan and Shalee Lehning



**2008-09**

25-8 • 10-6 Big 12 • Final AP Rank (21)  
 Big 12 Quarterfinals  
 NCAA Tournament • Second Round


**2008-09 ROSTER**

No.	Name	Pos.	Ht.	Yr.	Hometown (Previous School)
2	Kelsey Nelson	G	5-9	Sr.	Riley, Kan. (Cloud County CC/Riley County HS)
4	Ashley Sweat	F	6-2	Jr.	McPherson, Kan. (McPherson HS)
5	Shalee Lehning	G	5-9	Sr.	Sublette, Kan. (Sublette HS)
10	Kelsey Hill	G	5-5	So.	Lenexa, Kan. (St. Thomas Aquinas HS)
23	Shalin Spani	G	6-0	So.	Lee's Summit, Mo. (Metro Academy)
25	Danielle Zanotti	G/F	6-2	Sr.	Yukon, Okla. (Mustang HS)
32	Alina Voronenko	G/F	6-2	Fr.	Otterville, Mo. (Smithton HS)
33	Jalana Childs	F	6-2	Fr.	Orlando, Fla. (Timber Creek HS)
34	Branshea Brown	F	6-2	Fr.	Walterboro, S.C. (Colleton County HS)
41	Kari Kincaid	G	5-10	Jr.	Andover, Kan. (Andover Central HS)
45	Jenny Gilbertson	F	6-2	Fr.	Wabasha, Minn. (Winona Cottoer HS)
51	Marlies Gipson	F	6-0	Sr.	McPherson, Kan. (McPherson HS)

**Head Coach:** Deb Patterson  
**Associate Head Coach:** Kamie Ethridge  
**Assistant Coaches:** Andria Jones and Kelly Moylan

**2007-08**

22-10 • 13-3 Big 12 • Final AP Rank (16)  
 Big 12 Regular Season Champs  
 NCAA Tournament • Second Round


**2007-08 ROSTER**

No.	Name	Pos.	Ht.	Yr.	Hometown (Previous School)
2	Kelsey Nelson	G	5-9	Jr.	Riley, Kan. (Cloud County CC/Riley County HS)
4	Ashley Sweat	F	6-2	So.	McPherson, Kan. (McPherson HS)
5	Shalee Lehning	G	5-9	Jr.	Sublette, Kan. (Sublette HS)
10	Kelsey Hill	G	5-5	Fr.	Lenexa, Kan. (St. Thomas Aquinas HS)
13	Kimberly Dietz	G	5-9	Sr.	Boulder, Colo. (Monarch HS)
23	Shalin Spani	G	6-0	Fr.	Lee's Summit, Mo. (Metro Academy)
25	Danielle Zanotti	G/F	6-2	Jr.	Yukon, Okla. (Mustang HS)
30	Shana Wheeler	F	6-2	Sr.	Lee's Summit, Mo. (Lee's Summit HS)
41	Kari Kincaid	G	5-10	So.	Andover, Kan. (Andover Central HS)
44	Carolyn McCullough	G/F	6-1	Sr.	Stilwell, Kan. (St. Thomas Aquinas HS)
51	Marlies Gipson	F	6-0	Jr.	McPherson, Kan. (McPherson HS)

**Head Coach:** Deb Patterson  
**Associate Head Coach:** Kamie Ethridge  
**Assistant Coaches:** Andria Jones and Kelly Moylan

**2004-05**

24-8 • 12-4 Big 12 • Final AP Rank (16)  
 Big 12 Championship Game  
 NCAA Tournament • Second Round



**2004-05 ROSTER**

No.	Name	Pos.	Ht.	Yr.	Hometown (Previous School)
10	Laurie Koehn	G	5-8	Sr.	Hesston, Kan. (Moundridge HS)
13	Kimberly Dietz	G	5-9	Fr.	Boulder, Colo. (Monarch HS)
14	Claire Coggins	G/F	5-11	So.	Lee's Summit, Mo. (Lee's Summit North HS)
15	Twiggy McIntyre	G	5-5	So.	Sapulpa, Okla. (Sapulpa HS)
22	Chelsea Domenico	G	5-6	Jr.	Thornton, Colo. (Horizon HS)
24	Naytanda Smith	F	5-11	So.	Enid, Okla. (Enid HS)
30	Shana Wheeler	F	6-2	Fr.	Lee's Summit, Mo. (Lee's Summit HS)
34	Megan Mahoney	F/G	6-0	Sr.	Sturgis, S.D. (Sturgis Brown HS)
42	Brie Madden	F/C	6-3	Sr.	Arlington, Texas (Mansfield HS)
44	Carolyn McCullough	G/F	6-1	Fr.	Stilwell, Kan. (St. Thomas Aquinas HS)
50	Jessica McFarland	C	6-2	Jr.	Derby, Kan. (Derby HS)
53	Kendra Wecker	F	5-11	Sr.	Marysville, Kan. (Marysville HS)

**Head Coach:** Deb Patterson  
**Associate Head Coach:** Kamie Ethridge  
**Assistant Coaches:** Shelley Jarrard and Stephanie White

**2003-04**

25-6 • 14-2 Big 12 • Final AP Rank (8)  
 Big 12 Regular Season Co-Champions  
 NCAA Tournament • Second Round


**2003-04 ROSTER**

No.	Name	Pos.	Ht.	Yr.	Hometown (Previous School)
3	Nicole Ohlde	F/C	6-5	Sr.	Clay Center, Kan. (Clay Center HS)
4	Kimberly Newsom	G	5-6	Sr.	Nashville, Tenn. (Pearl-Cohn HS)
10	Laurie Koehn	G	5-8	Jr.	Hesston, Kan. (Moundridge HS)
14	Claire Coggins	G/F	5-11	Fr.	Lee's Summit, Mo. (Lee's Summit North HS)
15	Twiggy McIntyre	G	5-5	Fr.	Sapulpa, Okla. (Sapulpa HS)
22	Chelsea Domenico	G	5-6	Jr.	Thornton, Colo. (Horizon HS)
24	Naytanda Smith	F	5-11	Fr.	Enid, Okla. (Enid HS)
33	Shanda Murdoch	F	6-2	Fr.	Oklahoma City, Okla. (Westmoore HS)
34	Megan Mahoney	F/G	6-0	Jr.	Sturgis, S.D. (Sturgis Brown HS)
42	Brie Madden	F/C	6-3	Jr.	Arlington, Texas (Mansfield HS)
45	Amy Dutmer	F	6-0	Sr.	York, Neb. (York HS)
50	Jessica McFarland	C	6-2	So.	Derby, Kan. (Derby HS)
53	Kendra Wecker	F	5-11	Jr.	Marysville, Kan. (Marysville HS)

**Head Coach:** Deb Patterson  
**Associate Head Coach:** Kamie Ethridge  
**Assistant Coaches:** Kristin Becker and Sue Serafini



**2002-03**

29-5 • 14-2 Big 12 • Final AP Rank (8)  
Big 12 Tournament Semifinals  
NCAA Tournament • Second Round

**2002-03 ROSTER**

No.	Name	Pos.	Ht.	Yr.	Hometown (Previous School)
3	Nicole Ohlde	F/C	6-4	Jr.	Clay Center, Kan. (Clay Center HS)
4	Kimmy Newsom	G	5-6	Jr.	Nashville, Tenn. (Pearl-Cohn HS)
10	Laurie Koehn	G	5-8	So.	Hesston, Kan. (Moundridge HS)
22	Chelsea Domenico	G	5-6	So.	Thornton, Colo. (Horizon HS)
34	Megan Mahoney	F/G	6-0	So.	Sturgis, S.D. (Sturgis Brown HS)
42	Brie Madden	F/C	6-3	Jr.	Arlington, Texas (Mansfield HS)
45	Amy Dutmer	F	6-0	Jr.	York, Neb. (York HS)
50	Jessica McFarland	C	6-2	Fr.	Derby, Kan. (Derby HS)
53	Kendra Wecker	F	5-11	So.	Marysville, Kan. (Marysville HS)

**Head Coach:** Deb Patterson  
**Associate Head Coach:** Kamie Ethridge  
**Assistant Coaches:** Kristin Becker and Sue Serafini

**2001-02**

26-8 • 11-5 Big 12 • Final AP Rank (11)  
Big 12 Tournament Semifinals  
NCAA Tournament • Sweet Sixteen

**2001-02 ROSTER**

No.	Name	Pos.	Ht.	Yr.	Hometown (Previous School)
00	Andrea Armstrong	F/C	6-2	So.	Lakeside, Ore. (North Bend HS)
3	Nicole Ohlde	F/C	6-4	So.	Clay Center, Kan. (Clay Center HS)
4	Kimmy Newsom	G	5-6	So.	Nashville, Tenn. (Pearl-Cohn HS)
10	Laurie Koehn	G	5-8	Fr.	Hesston, Kan. (Moundridge HS)
11	Shalondra Booker	G	5-4	Sr.	Detroit, Mich. (Coffeyville CC)
12	Kristin Rethman	G/F	5-9	Sr.	Corning, Kan. (Centralia HS)
21	Kari Hanson	G	5-8	Fr.	Bismarck, N.D. (Mandan HS)
22	Chelsea Domenico	G	5-6	Fr.	Thornton, Colo. (Horizon HS)
34	Megan Mahoney	F/G	6-0	Fr.	Sturgis, S.D. (Sturgis Brown HS)
35	Danielle Hutton	F	6-3	Jr.	Overland Park, Kan. (Shawnee Mission West HS)
42	Brie Madden	F/C	6-3	Fr.	Arlington, Texas (Mansfield HS)
45	Amy Dutmer	F	6-0	So.	York, Neb. (York HS)
53	Kendra Wecker	F	5-11	Fr.	Marysville, Kan. (Marysville HS)

**Head Coach:** Deb Patterson  
**Associate Head Coach:** Kamie Ethridge  
**Assistant Coaches:** Kristin Becker and Sue Serafini

**1996-97**

19-12 • 9-7 Big 12 • Final AP Rank (N/A)  
Big 12 Championship Game  
NCAA Tournament • First Round

**1996-97 ROSTER**

No.	Name	Pos.	Ht.	Yr.	Hometown (Previous School)
4	Brit Jacobson	G	5-7	Jr.	Chugiak, Alaska (Chugiak HS)
13	Amy Short	G	5-5	Jr.	Goodland, Kan. (Goodland HS)
14	Kjersten Larson	G	5-8	Sr.	Maple Grove, Minn. (Osseo Senior HS)
23	Jenny Coalson	G/F	5-11	So.	Ellicott, Colo. (Ellicott HS)
25	Missy Decker	G/F	5-10	Sr.	Rochester, Minn. (Lourdes HS)
33	Sara Munson	G/F	5-11	So.	Junction City, Kan. (Junction City HS)
34	Andria Jones	F	6-1	Sr.	Radnor, Ohio (Buckeye Valley HS)
41	Sunny Jacobson	G	5-10	Fr.	Chugiak, Alaska (Chugiak HS)
42	Kayla Hester	C	6-0	Sr.	Beaver, Okla. (Beaver HS)
44	Angie Finkes	C	6-1	Fr.	St. Paris, Ohio (Kenton Ridge HS)
45	Nicky Ramage	F	6-1	Fr.	Little River, Kan. (Little River HS)

**Head Coach:** Deb Patterson  
**Associate Head Coach:** Kamie Ethridge  
**Assistant Coaches:** Bridgett Bonds Williams and Sue Serafini

**1986-87**

22-9 • 9-5 Big Eight • Final AP Rank (N/A)  
Big Eight Regular Season Champions  
NCAA Tournament • First Round

**1986-87 ROSTER**

No.	Name	Pos.	Ht.	Yr.	Hometown (Previous School)
11	Susan Green	G	5-8	Sr.	Anthony, Kan. (Anthony HS)
13	Rita Matteucci	F	5-11	Fr.	Albuquerque, N.M. (St. Pius HS)
14	Carol Smith	G	5-7	Fr.	Detroit, Mich. (Murray-Wright HS)
15	Janet Madsen	G/F	5-9	Fr.	Elk River, Minn. (Elk River HS)
20	Elyse Funk	G	5-5	Fr.	Newton, Kan. (Newton HS)
21	Theza Fitzpatrick	G	5-4	Sr.	St. Louis, Mo. (Bishop DuBourg HS)
22	Tracey Bleczinski	F	5-8	So.	Shawnee Mission, Kan. (Bishop Miege HS)
23	Carlisa Thomas	G	5-10	Sr.	Jacksonville, Fla. (Ribault HS)
32	Sue Leiding	C	6-2	Sr.	Tulsa, Okla. (Union HS)
40	Leann Kuebelbeck	G	5-7	Jr.	Tonganoxie, Kan. (Tonganoxie HS)
45	Amy Davidson	G/F	5-9	Fr.	Edina, Minn. (St. Louis Park HS)
52	Stephanie Lane	C	6-4	Fr.	Wentzville, Mo. (Wentzville HS)

**Head Coach:** Matilda Mossman  
**Assistant Coaches:** Eddie Vaughn and Terri Lasswell





## 1983-84

25-6 • 12-2 Big Eight • Final AP Rank (7)  
Big Eight Regular Season and Tour. Champions  
NCAA Tournament • Sweet Sixteen



### 1983-84 ROSTER

No.	Name	Pos.	Ht.	Yr.	Hometown (Previous School)
11	Susan Green	G	5-8	Fr.	Anthony, Kan. (Anthony HS)
14	Sheronda Jenkins	G	5-8	So.	Nashville, Tenn. (Glen Cliff HS)
13	Cassandra Jones	G	5-7	So.	Ft. Lauderdale, Fla. (Stranahan HS)
21	Danna Harrington	G	5-7	Fr.	Emporia, Kan. (Emporia HS)
22	Jennifer Jones	F	6-1	So.	Chicago, Ill. (Marshall HS)
23	Carlisa Thomas	G	5-10	Fr.	Jacksonville, Fla. (Ribault HS)
24	Tina Dixon	C	6-3	So.	Kansas City, Mo. (Paseo HS)
24	Barbara Gilmore	F	5-10	Sr.	East St. Louis, Mo. (Lincoln HS)
32	Sue Leiding	C	6-2	Fr.	Tulsa, Okla. (Union HS)
34	Angie Bonner	C	6-1	Jr.	St. Louis, Mo. (Southwest HS)
33	Cindy Durham	C	6-0	So.	Independence, Mo. (Truman HS)
40	Karen Franklin	G/F	5-11	So.	Sapulpa, Okla. (Sapulpa HS)

**Head Coach:** Lynn Hickey  
**Assistant Coaches:** Sally Anthony and Eileen Feeney

## 1981-82

26-6 • 15-1 Big Eight • Final AP Rank (14)  
Big Eight Champions  
NCAA Tournament • Elite Eight



### 1981-82 ROSTER

No.	Name	Pos.	Ht.	Yr.	Hometown (Previous School)
10	Priscilla Gary	G	5-5	Jr.	Memphis, Tenn. (Hamilton HS)
12	Betsy Sloan	G	5-4	Jr.	Salina, Kan. (South HS)
14	Shelley Woodard	G/F	5-10	Fr.	Maize, Kan. (Maize HS)
21	Kim Price	F	6-1	Sr.	Hutchinson, Kan. (Hutchinson HS)
22	Jenne Daniels	G/F	5-8	Sr.	Valley Center, Kan. (Valley Center HS)
23	Dee Weinreis	C/F	6-2	Sr.	Minnetonka, Minn. (Hopkins-Eisenhower HS)
24	Barbara Gilmore	F	5-10	So.	East St. Louis, Mo. (Lincoln HS)
25	Marilee Drouhard	F	5-10	Fr.	Danville, Kan. (Chaparral HS)
31	Jean Roise	G	5-7	Sr.	Berthod, N.D. (Berthod HS)
32	Becky Dobbins	G/F	6-1	So.	Humboldt, Kan. (Humboldt HS)
33	Tammie Romstad	C	6-2	Sr.	Independence, Mo. (Truman HS)
34	Shelly Hughes	F	6-1	Sr.	Williston, N.D. (Williston HS)
35	Angie Bonner	C	6-1	Fr.	St. Louis, Mo. (Southwest HS)
40	Karen Franklin	G/F	5-11	Fr.	Sapulpa, Okla. (Sapulpa HS)
43	Erin Schreiber	F	6-0	So.	Jenks, Okla. (Jenks HS)

**Head Coach:** Lynn Hickey  
**Assistant Coaches:** Sally Anthony and Eileen Feeney

## 1982-83

25-7 • 12-2 Big Eight • Final AP Rank (17)  
Big Eight Champions  
NCAA Tournament • Sweet 16



### 1982-83 ROSTER

No.	Name	Pos.	Ht.	Yr.	Hometown (Previous School)
10	Priscilla Gary	G	5-5	Sr.	Memphis, Tenn. (Hamilton HS)
11	Sharon Carr	G	5-9	Fr.	Chicago, Ill. (Martin Luther King HS)
12	Betsy Sloan	G	5-4	Sr.	Salina, Kan. (South HS)
13	Cassandra Jones	G	5-7	Fr.	Ft. Lauderdale, Fla. (Stranahan HS)
14	Sheronda Jenkins	G	5-8	Fr.	Nashville, Tenn. (Glen Cliff HS)
21	Kim Price	F	6-1	Sr.	Hutchinson, Kan. (Hutchinson HS)
24	Barbara Gilmore	F	5-10	Jr.	East St. Louis, Mo. (Lincoln HS)
23	Sally Boley	G	5-6	So.	Harveyville, Kan. (Mission Valley HS)
24	Tina Dixon	C	6-3	Fr.	Kansas City, Mo. (Paseo HS)
25	Jennifer Jones	F	6-1	Fr.	Chicago, Ill. (Marshall HS)
32	Becky Dobbins	G/F	6-1	Jr.	Humboldt, Kan. (Humboldt HS)
33	Cindy Durham	C	6-0	Fr.	Independence, Mo. (Truman HS)
35	Angie Bonner	C	6-1	So.	St. Louis, Mo. (Southwest HS)
40	Karen Franklin	G/F	5-11	Fr.	Sapulpa, Okla. (Sapulpa HS)

**Head Coach:** Lynn Hickey  
**Assistant Coaches:** Sally Anthony and Eileen Feeney



NCAA FIRST ROUND - MANHATTAN, KAN.  
MARCH 13, 1982  
(4) KANSAS ST. 78, (5) STEPHEN F. AUSTIN 75

## Stephen F. Austin

NAME	FG	FT	RB	PF	TP	A	TO	BLK	S	MIN
T. Mayo	f 10-23	2-2	7	2	22	2	2	1	1	39
K. Rodman	f 5-14	2-3	10	3	12	3	2	0	2	39
S. Johnson	c 7-10	2-4	9	4	16	2	1	4	1	37
P. Crawford	g 3-6	0-0	1	5	6	1	0	0	0	10
R. Polk	g 5-16	5-7	2	5	15	9	1	0	2	34
P. Redo	0-5	0-0	2	2	0	3	2	0	3	26
S. Halamicek	1-1	0-0	1	2	2	0	0	0	0	6
B. Branch	1-6	0-0	5	0	2	0	0	0	1	9
TEAM			5							
Totals	32-81	11-16	42	23	75	20	8	5	10	200

FG% 1st Half: 18-35 (.514) FT% 1st Half: 6-10 (.600)  
FG% 2nd Half: 14-46 (.304) FT% 2nd Half: 5-6 (.833)  
Game: 32-81 (.395) Game: 11-16 (.688)

## Kansas State

NAME	FG	FT	RB	PF	TP	A	TO	BLK	S	MIN
S. Hughes	f 3-5	1-5	10	3	7	2	3	0	0	35
B. Gilmore	f 5-9	1-1	5	5	11	2	3	0	0	27
T. Romstad	c 10-17	2-4	15	2	22	1	1	0	2	40
P. Gary	g 10-19	4-7	4	3	24	2	7	1	1	38
B. Sloan	g 2-5	0-2	3	3	4	8	3	0	2	29
A. Bonner	2-5	4-10	6	0	8	0	0	0	0	15
E. Schreiber	0-0	0-0	2	0	0	0	0	0	0	2
J. Roise	0-1	2-2	5	2	2	2	2	0	0	14
TEAM			1							
Totals	32-61	14-31	49	20	78	17	19	1	5	200

FG% 1st Half: 15-34 (.441) FT% 1st Half: 5-16 (.312)  
FG% 2nd Half: 17-27 (.630) FT% 2nd Half: 9-15 (.600)  
Game: 32-61 (.525) Game: 14-31 (.452)Halftime Score: Stephen F. Austin 42, Kansas State 35; **Deadball Rebounds:** Kansas State 9, Stephen F. Austin 0; **Fouled Out:** Crawford, Polk, Gilmore; **Technical Fouls:** None; **Attendance:** 3,200; **Officials:** Skip Gill and Henry Provenzio.NCAA SWEET SIXTEEN - RALEIGH, N.C.  
MARCH 18, 1982  
(4) KANSAS STATE 76, (1) OLD DOMINION 67

## Kansas State

NAME	FG	FT	RB	PF	TP	A	TO	BLK	S	MIN
B. Gilmore	f 3-9	2-2	4	4	8	1	2	0	0	20
S. Hughes	f 3-7	0-0	3	1	6	0	1	0	0	24
T. Romstad	c 3-4	9-10	4	4	15	1	1	1	0	31
P. Gary	g 6-11	6-6	4	3	18	3	2	1	3	36
B. Sloan	g 2-6	0-0	5	0	4	6	4	0	1	34
E. Schreiber	2-4	0-0	1	1	4	1	1	0	0	8
J. Roise	4-9	2-3	4	1	10	2	1	0	1	27
A. Bonner	0-3	11-13	7	0	11	0	3	0	0	18
D. Weinreis	0-0	0-0	1	1	0	0	0	0	0	2
TEAM			3							
Totals	23-53	30-34	36	15	76	14	15	2	5	200

FG% 1st Half: 12-31 (.387) FT% 1st Half: 12-13 (.923)  
FG% 2nd Half: 11-22 (.500) FT% 2nd Half: 18-21 (.857)  
Game: 23-53 (.434) Game: 30-34 (.882)

## Old Dominion

NAME	FG	FT	RB	PF	TP	A	TO	BLK	S	MIN
J. Davis	f 8-16	1-5	6	5	17	0	2	0	1	29
J. Karvonen	f 4-6	0-0	1	0	8	0	1	0	0	20
A. Donovan	c 8-12	0-1	15	5	16	3	5	2	1	38
H. Malone	g 2-10	2-2	1	5	6	2	0	0	0	17
S. Woodston	g 2-3	0-0	1	3	4	6	2	0	0	24
D. Landolfi	2-10	0-1	1	4	4	0	1	0	0	25
L. Blais	0-2	0-0	1	0	0	3	2	0	2	18
B. Wilkerson	5-9	2-2	5	3	12	4	1	0	1	26
A. Jenkins	0-0	0-0	0	0	0	0	0	0	0	3
TEAM			3							
Totals	31-68	5-11	34	25	67	18	14	2	5	200

FG% 1st Half: 13-31 (.419) FT% 1st Half: 5-9 (.556)  
FG% 2nd Half: 18-37 (.486) FT% 2nd Half: 0-2 (.000)  
Game: 31-68 (.456) Game: 5-11 (.455)Halftime Score: Kansas State 36, Old Dominion 31; **Deadball Rebounds:** Kansas State 5, Old Dominion 2; **Fouled Out:** Davis, Donovan, Malone; **Technical Fouls:** None; **Attendance:** 1,048; **Officials:** Virginia Belson and Bobby Hunston.NCAA FIRST ROUND - MANHATTAN, KAN.  
MARCH 19, 1983  
(3) KANSAS STATE 91, (6) ILLINOIS STATE 72

## Illinois State

NAME	FG	FT	RB	PF	TP	A	TO	BLK	S	MIN
D. Smith	f 7-15	6-6	6	1	20	1	0	0	2	40
C. Boswell	f 13-22	0-0	9	3	26	4	5	0	1	38
D. Benak	c 1-4	4-6	6	3	6	0	4	0	0	24
J. Bowers	g 4-6	0-0	1	2	8	0	2	0	1	27
C. Beesley	g 1-5	0-0	0	1	2	0	4	0	0	24
T. Turner	0-2	2-2	2	0	2	0	1	0	0	12
M. Maupin	2-5	0-1	4	3	4	0	1	0	1	19
S. Anderson	2-5	0-0	1	1	4	3	0	0	1	16
TEAM			3							
Totals	30-64	12-15	32	14	72	8	17	0	6	200

FG% 1st Half: 10-28 (.357) FT% 1st Half: 5-6 (.833)  
FG% 2nd Half: 20-36 (.556) FT% 2nd Half: 7-9 (.778)  
Game: 30-64 (.469) Game: 12-15 (.800)

## Kansas State

NAME	FG	FT	RB	PF	TP	A	TO	BLK	S	MIN
B. Gilmore	f 3-9	1-2	3	4	7	4	2	0	1	25
A. Bonner	f 8-10	11-11	5	3	27	2	2	0	2	30
T. Dixon	c 5-9	0-0	6	4	10	0	3	1	1	28
P. Gary	g 4-8	0-0	0	0	8	1	1	0	0	17
C. Jones	g 5-9	1-1	3	0	11	3	2	0	0	25
K. Price	1-3	0-0	3	3	2	0	1	0	0	10
S. Jenkins	7-7	0-0	4	2	14	1	2	0	2	20
K. Franklin	0-0	0-0	0	1	0	1	1	0	0	7
J. Jones	5-5	0-0	3	0	10	0	1	0	1	14
B. Sloan	1-1	0-0	0	0	2	7	1	0	0	17
C. Durham	0-1	0-0	0	0	0	0	0	0	1	7
TEAM			2							
Totals	39-62	13-14	29	17	91	19	16	1	8	200

FG% 1st Half: 16-27 (.593) FT% 1st Half: 13-14 (.929)  
FG% 2nd Half: 23-35 (.657) FT% 2nd Half: 0-0 (.000)  
Game: 39-62 (.629) Game: 13-14 (.929)Halftime Score: Kansas State 45, Illinois State 25; **Deadball Rebounds:** Kansas State 0, Illinois State 0; **Fouled Out:** None; **Technical Fouls:** None; **Attendance:** 1,540; **Officials:** Terry Eaton, Steve Carson, Mike BensonNCAA SWEET SIXTEEN - RUSTON, LA.  
MARCH 25, 1983  
(2) TEXAS 73, (3) KANSAS STATE 70 (OT)

## Kansas State

NAME	FG	FT	RB	PF	TP	A	TO	BLK	S	MIN
B. Gilmore	f 1-7	0-0	7	2	2	3	4	0	1	20
T. Dixon	f 6-10	0-0	7	2	12	1	1	2	1	37
A. Bonner	c 6-8	6-6	13	5	18	1	3	0	2	39
C. Jones	g 3-9	4-4	6	3	10	3	8	0	4	33
P. Gary	g 9-17	0-2	3	4	18	3	6	2	2	39
K. Price	0-0	0-0	0	0	0	0	0	0	0	3
S. Jenkins	1-2	0-0	0	4	2	0	4	0	0	8
B. Sloan	0-0	1-2	1	1	1	5	0	2	2	23
J. Jones	2-4	3-5	2	1	7	2	2	1	3	15
K. Franklin	0-3	0-0	1	0	0	0	1	0	0	8
TEAM			4							
Totals	28-60	14-19	44	22	70	14	34	5	15	225

FG% 1st Half: 10-28 (.357) FT% 1st Half: 5-7 (.714)  
FG% 2nd Half: 18-32 (.563) FT% 2nd Half: 9-12 (.750)  
Game: 28-60 (.467) Game: 14-19 (.736)

## Texas

NAME	FG	FT	RB	PF	TP	A	TO	BLK	S	MIN
S. Hauglum	f 2-5	0-0	2	0	4	1	1	0	0	22
J. Williams	f 0-2	0-0	3	5	0	0	0	0	3	16
A. Smith	c 7-22	7-12	11	2	21	1	7	1	7	45
E. Whaley	g 4-7	0-1	1	2	8	4	4	0	5	39
T. Mackey	g 6-18	4-5	4	2	16	7	2	0	4	43
F. Harris	2-6	0-0	4	2	4	0	2	0	0	10
K. Ethridge	2-3	5-7	2	2	9	3	4	0	3	22
C. Hartman	4-6	3-7	3	4	11	2	4	1	1	25
S. Bollin	0-0	0-0	0	0	0	0	1	0	0	2
C. Priddy	0-0	0-0	0	0	0	0	0	0	0	1
TEAM			4							
Totals	27-69	19-32	34	19	73	18	25	2	23	225

FG% 1st Half: 11-27 (.407) FT% 1st Half: 9-14 (.643)  
FG% 2nd Half: 16-42 (.381) FT% 2nd Half: 10-18 (.556)  
Game: 27-69 (.391) Game: 19-32 (.594)Halftime Score: Texas 31, Kansas State 25; **Deadball Rebounds:** Kansas State 5, Texas 9; **Fouled Out:** Williams; **Technical Fouls:** None; **Attendance:** 4,500; **Officials:** Peter Stewart, Rob Carlson, David Lewis.NCAA ELITE EIGHT - RALEIGH, N.C.  
MARCH 20, 1982  
(2) CHEYNEY STATE 93, (4) KANSAS STATE 71

## Cheyney State

NAME	FG	FT	RB	PF	TP	A	TO	BLK	S	MIN
D. Walker	f 6-12	2-2	6	4	14	0	0	0	1	29
V. Walker	f 10-19	4-6	9	3	24	3	1	4	9	35
S. Taylor	c 4-6	0-0	4	4	8	0	1	2	0	25
R. Gultford	g 9-16	0-0	5	1	18	7	1	0	2	35
Y. Laney	g 12-20	2-2	7	3	26	9	9	0	2	38
A. Strong	0-0	0-0	2	4	0	0	0	1	0	5
K. Draughn	0-0	1-2	2	1	1	2	0	0	0	8
S. Giddins	0-1	0-0	1	1	0	1	2	0	0	8
F. Wilds	1-3	0-2	2	3	2	0	0	0	0	7
E. Dabney	0-0	0-0	0	0	0	1	0	0	0	8
P. Bigelow	0-0	0-0	0	0	0	0	0	0	0	2
TEAM			2							
Totals	42-77	9-14	40	24	93	23	14	7	5	200

FG% 1st Half: 22-41 .537 FT% 1st Half: 1-4 .250  
FG% 2nd Half: 20-36 .555 FT% 2nd Half: 8-10 .800  
Game: 42-77 .545 Game: 9-14 .642

## Kansas State

NAME		FG	FT	RB	PF	TP	A	TO	BLK	S	MIN
S. Hughes	f	1-7	0-2	5	1	2	1	0	0	0	27
B. Gilmore	f	4-7	4-4	1	0	12	0	1	0	1	24
T. Romstad	c	5-12	1-2	4	5	11	1	6	0	0	31
P. Gary	g	9-19	4-4	1	2	22	3	3	0	1	34
B. Sloan	g	0-0	0-0	2	0	0	7	3	0	1	33
J. Roise		1-5	0-0	1	3	2	3	1	0	0	13
A. Bonner		7-9	8-14	9	0	22	1	3	1	0	28
B. Dobbins		0-1	0-0	1	0	0	0	1	0	0	5
E. Schreiber		0-0	0-0	0	1	0	0	1	0	0	3
D. Weinreis		0-0	0-0	0	0	0	0	0	0	0	2
TEAM				3							
Totals		27-60	17-26	27	13	71	16	19	1	3	200



NCAA FIRST ROUND - EVANSTON, ILL.  
MARCH 11, 1987  
(8) NORTHWESTERN 62, (9) KANSAS ST. 61 (OT)

Kansas State	FG	FT	RB	PF	TP	A	TO	BLK	S	MIN
C. Thomas	f 4-11	0-2	9	5	8	6	3	1	4	32
T. Blecinski	f 2-7	1-3	8	2	5	0	1	0	2	41
S. Leidig	c 2-10	6-6	4	1	10	1	4	1	0	40
S. Green	g 9-18	5-6	2	4	23	2	3	0	1	42
T. Fitzpatrick	g 4-8	1-4	6	1	9	0	2	0	0	37
S. Lane	1-2	0-0	0	1	2	0	0	0	0	5
J. Madsen	1-3	0-0	0	5	2	1	0	0	0	11
E. Funk	0-0	2-2	0	0	2	0	1	0	0	11
A. Davidson	0-2	0-0	1	1	0	0	2	0	0	6
TEAM			7							
TOTALS	23-61	15-23	37	20	51	9	16	2	7	225

FG% 1st Half:	9-27	.333	FT% 1st Half:	4-9	.444
FG% 2nd Half:	13-28	.464	FT% 2nd Half:	9-10	.900
Game:	23-61	.377	Game:	15-23	.652

Northwestern	FG	FT	RB	PF	TP	A	TO	BLK	S	MIN
S. Chambers	f 5-7	0-0	1	3	10	0	1	1	2	18
J. Banathy	f 5-10	5-6	9	3	15	3	0	0	0	35
K. Byrne	c 1-4	2-4	8	2	4	0	2	1	0	39
A. McNamee	g 7-15	0-0	3	2	14	5	6	1	2	45
J. Palombo	g 3-8	1-4	0	3	7	7	4	0	2	38
K. Cole	0-0	1-2	0	2	1	2	2	0	0	7
L. Arnold	3-7	3-5	9	3	9	5	1	2	2	37
V. Anderson	0-1	2-2	2	0	2	1	0	0	0	6
TEAM			5							
TOTALS	24-52	14-23	37	18	62	23	19	5	8	225

FG% 1st Half:	13-27	.481	FT% 1st Half:	6-8	.750
FG% 2nd Half:	11-21	.524	FT% 2nd Half:	3-7	.429
Game:	24-52	.462	Game:	14-23	.609

Halftime Score: Northwestern 32, Kansas State 22; Deadball Rebounds: Kansas State 4, Northwestern 5; Fouled Out: Thomas Madsen; Technical Fouls: None; Attendance: 1,004; Officials: Bill Stokes, June Courteau.

NCAA FIRST ROUND - TUSCALOOSA ALA.  
MARCH 14, 1997  
(7) ST. JOSEPH'S 70, (10) KANSAS STATE 52

Kansas State	FG	FT	RB	PF	TP	A	TO	BLK	S	MIN
A. Jones	f 10-18	3-4	4	1	24	2	3	1	2	40
N. Ramage	f 2-3	0-0	1	1	4	1	3	0	0	15
K. Hester	c 0-4	0-0	3	1	0	1	1	1	1	14
B. Jacobson	g 3-6	1-2	4	2	7	2	5	0	0	34
M. Decker	g 1-4	0-0	4	3	3	1	3	0	0	34
J. Coalson	1-5	0-0	4	3	3	1	3	0	0	34
A. Finkes	6-9	0-0	3	4	12	0	0	0	0	26
K. Larson	0-0	0-0	0	0	0	0	1	0	0	20
S. Munson	0-1	0-1	1	0	0	0	0	0	0	2
TEAM			5							
TOTALS	23-50	4-7	29	13	52	9	18	2	6	200

FG% 1st Half:	9-27	.609	FT% 1st Half:	1-2	.500
FG% 2nd Half:	14-23	.609	FT% 2nd Half:	3-5	.600
Game:	23-50	.460	Game:	4-7	.571

St. Joseph's	FG	FT	RB	PF	TP	A	TO	BLK	S	MIN
M. Compain	f 10-16	0-0	2	0	24	5	0	0	2	34
M. Costello	f 2-3	3-4	5	3	7	1	2	0	1	33
J. Lichnerova	c 3-4	0-0	5	1	6	1	4	0	3	22
N. Jones	g 1-2	2-2	2	3	4	2	2	0	0	38
A. Facer	g 5-17	2-2	5	1	15	2	1	1	3	38
M. Coursey	4-8	2-2	1	1	13	0	1	0	0	23
J. Greenwell	0-0	0-0	2	2	0	0	1	0	0	8
B. Kuklova	0-0	0-0	0	0	0	0	0	0	0	1
K. Schmidt	0-0	0-0	0	0	0	0	0	0	0	1
K. Stoll	0-0	0-0	0	0	0	0	0	0	0	1
J. Allison Watts	0-0	0-0	0	0	0	0	0	0	0	1
TEAM			2			1				
TOTALS	25-50	10-12	25	11	70	11	12	1	9	200

FG% 1st Half:	12-26	.462	FT% 1st Half:	1-2	.500
FG% 2nd Half:	13-24	.542	FT% 2nd Half:	9-10	.900
Game:	25-50	.500	Game:	10-12	.833

Halftime Score: Kansas State 30, St. Joseph's 28; Deadball Rebounds: Kansas State 2, St. Joseph's 1; Fouled Out: None; Technical Fouls: None; Attendance: 2,314; Officials: Ralph Pickett, Joe Cunningham, Angela Lewis.

NCAA FIRST ROUND - MANHATTAN, KAN.  
MARCH 15, 2002  
(3) KANSAS STATE 93, (14) KENT STATE 65

Kent State (20-11)	FG	3FG	FT	RB	PF	TP	A	MIN
No. N A M E								
30 J. Rubis	f 2-6	1-2	0-0	1-1-2	3	5	3	28
42 A. Csaszar	c 8-12	0-0	9-13	1-3-4	1	25	0	38
03 K. Miller	g 2-8	1-3	2-2	0-3-3	3	7	4	36
10 C. Shibata	g 0-0	0-0	0-0	0-0-0	3	0	0	14
31 V. Zona	g 3-10	3-6	2-2	0-4-4	2	11	5	33
11 L. Krezczowski	0-0	0-0	0-0	0-0-0	0	0	1	2
21 M. O'Hara	0-0	0-0	0-0	0-1-1	0	0	2	10
32 A. Clark	1-2	0-0	2-2	1-2-3	1	4	1	9
33 K. Kollat	4-6	0-0	5-6	0-7-7	1	13	2	30
TEAM				1-1-2				
TOTALS	20-44	5-11	20-25	4-22-26	14	65	18	200

Field Goals	47.4	44.0	45.5
Three-Point FG	50.0	40.0	45.5
Free Throws	72.7	85.7	80.0
Deadball Rebounds	4	0	4

Kansas State (25-7)	FG	3FG	FT	RB	PF	TP	A	MIN
No. N A M E								
34 M. Mahoney	f 1-4	1-1	0-0	2-1-3	2	3	8	20
53 K. Wecker	f 9-14	1-2	3-4	0-1-1	2	22	4	27
03 N. Ohlde	c 9-11	0-0	4-4	2-3-5	1	22	3	19
10 L. Koehn	g 10-17	5-10	2-2	0-2-2	2	27	1	28
12 K. Rethman	g 1-3	1-3	0-0	0-2-2	3	3	4	28
00 A. Armstrong	1-6	0-1	0-0	1-2-3	3	2	1	13
04 K. Newsum	0-1	0-0	0-0	0-2-2	0	0	1	5
11 S. Booker	2-3	0-0	0-0	0-0-0	1	4	2	11
21 K. Hanson	0-2	0-2	2-2	0-0-0	0	2	1	10
22 C. Domenico	1-2	0-1	0-0	0-1-1	2	2	3	18
42 B. Madden	2-2	0-0	0-0	1-3-4	4	4	1	10
45 A. Dutmer	1-3	0-0	0-0	1-1-2	2	2	0	11
TEAM				2-3-5				
TOTALS	37-68	8-21	11-12	9-21-30	22	93	29	200

Field Goals	59.4	50.0	54.4
Three-Point FG	46.2	25.0	38.1
Free Throws	80.0	100.0	91.7
Deadball Rebounds	1	0	1

Halftime Score: Kansas State 48, Kent State 29; Turnovers: Kansas State 11 (Newsom 2, Wecker 2), Kent State 21 (Zona 8); Blocks: Kansas State 2 (Madden 1, Wecker 1), Kent State 1 (Clark); Steals: Kansas State 10 (Mahoney 3), Kent State 4 (Csaszar 2); Fouled Out: None; Technical Fouls: none; Attendance: 10,573; Officials: Bill Titus, Kathy Lynch, Janice Aliberti.

NCAA SECOND ROUND - MANHATTAN, KAN.  
MARCH 17, 2002  
(3) KANSAS STATE 82, (6) ARKANSAS 68

Arkansas (20-12)	FG	3FG	FT	RB	PF	TP	A	MIN
No. N A M E								
12 K. Beard	f 0-0	0-0	2-4	3-4-7	4	2	0	12
20 S. Christon	f 9-24	0-4	1-2	6-2-8	3	19	0	40
03 A. Wright	g 3-5	1-1	7-10	0-1-1	1	14	9	40
21 I. Lewis	g 5-17	3-13	2-2	1-2-3	5	15	2	38
22 D. Cherry	g 4-10	0-0	0-0	1-3-4	4	8	3	31
35 S. Haromom	0-1	0-1	0-0	0-0-0	1	0	0	7
44 L. Harper	2-4	0-0	0-1	0-0-0	2	4	1	12
45 K. Nesby	3-7	0-0	0-2	0-3-3	4	6	0	18
52 J. Oakley	0-0	0-0	0-0	0-0-0	0	0	0	2
TEAM				2-1-3				
TOTALS	26-68	4-19	12-21	13-16-29	24	68	15	200

Field Goals	46.9	30.6	38.2
Three-Point FG	33.3	00.0	21.1
Free Throws	61.5	50.0	57.1
Deadball Rebounds	5	2	7

Kansas State (26-7)	FG	3FG	FT	RB	PF	TP	A	MIN
No. N A M E								
34 M. Mahoney	f 2-6	1-2	5-7	2-9-11	2	10	3	40
53 K. Wecker	f 4-7	2-3	2-3	0-4-4	4	12	1	19
03 N. Ohlde	c 4-7	0-0	11-14	2-9-11	1	19	3	38
10 L. Koehn	g 8-15	2-5	7-7	0-3-3	3	25	4	40
12 K. Rethman	g 3-7	2-5	2-2	0-6-6	2	10	2	40
42 B. Madden	3-3	0-0	0-0	0-0-0	5	6	1	18
45 A. Dutmer	0-0	0-0	0-0	2-1-3	0	0	0	5
TEAM				0-1-1				
TOTALS	24-45	7-15	27-33	6-33-39	17	82	14	200

Field Goals	66.7	38.1	53.3
Three-Point FG	50.0	40.0	46.7
Free Throws	77.8	83.3	81.8
Deadball Rebounds	3	0	3

Halftime Score: Kansas State 44, Arkansas 42; Turnovers: Kansas State 19 (Mahoney 5, Koehn 5), Arkansas 7 (Christon 2); Blocks: Kansas State 4 (Madden 2), Arkansas 3 (Beard, Christon, Nesby); Steals: Kansas State 3 (Mahoney 2), Arkansas 12 (Christon 3, Wright 3); Fouled Out: Lewis, Madden; Technical Fouls: None; Attendance: 11,786; Officials: Bill Titus, Bonita Spence, Kathy Lynch.

NCAA SWEET SIXTEEN - MILWAUKEE, WIS.  
MARCH 23, 2002  
(5) OLD DOMINION 88, (3) KANSAS STATE 62

Old Dominion (28-5)	FG	3FG	FT	RB	PF	TP	A	MIN
No. N A M E								
23 M. Coker	f 8-8	0-0	0-0	3-4-7	2	16	3	30
44 L. Berthieu	f 13-18	0-0	4-8	4-4-8	3	30	2	27
55 T. Thompson	c 1-3	0-1	0-0	0-1-1	0	2	8	31
03 S. Francis	g 5-8	2-4	0-0	0-0-0	1	12	4	28
25 H. Maiga	g 6-9	0-0	0-0	2-4-6	2	12	3	29
04 M. Spence	2-3	2-3	0-0	0-0-0	0	6	1	6
05 O. Howard	2-6	0-1	4-6	0-3-3	1	8	1	19
24 S. Grant	1-2	0-0	0-0	0-0-0	1	2	3	14
34 S. Charles	0-0	0-0	0-0	0-0-0	0	0	0	1
40 K. Giddens	0-1	0-0	0-0	0-0-0	0	3	0	15
TEAM				1-0-1				
TOTALS	38-58	4-9	8-14	10-16-26	13	88	25	200

Field Goals	65.5	65.5	65.5
Three-Point FG	40.0	50.0	44.4
Free Throws	50.0	75.0	57.1
Deadball Rebounds	3	0	3

Kansas State (26-7)	FG	3FG	FT	RB	PF	TP	A	MIN
No. N A M E								
34 M. Mahoney	f 0-2	0-1	0-0	1-0-1	2	0	1	16
53 K. Wecker	f 6-9	3-4	2-2	0-3-3	4	17	1	34
03 N. Ohlde	c 7-10	0-0	9-10	2-3-7	2	23	3	38
10 L. Koehn	g 4-13	3-11	0-0	0-1-1	0	11	4	39
12 K. Rethman	g 2-4	2-4	2-2	0-0-0	1	8	3	40
11 S. Booker	0-0	0-0	0-0	0-0-0	0	0	0	1
21 K. Hanson	0-0	0-0	0-0	0-0-0	0	0	1	9
22 C. Domenico	1-1	1-1	0-0	0-0-0	1	3	2	15

## NCAA SECOND ROUND - MANHATTAN, KAN.

MARCH 25, 2003

(11) NOTRE DAME 59, (3) KANSAS STATE 53



## Notre Dame (21-10)

No.	N A M E	FG	3FG	FT	RB	PF	TP	A	MIN
21	J. Batteast	f 1-10	0-1	0-0	1-4-5	4	2	3	30
41	C. LaVere	f 5-16	0-1	4-5	6-2-8	3	14	0	32
12	T. Borton	c 2-3	0-0	0-0	2-4-6	0	4	0	32
04	L. Severe	g 6-11	0-0	5-6	1-7-8	3	17	4	40
22	A. Ratay	g 3-13	3-6	3-4	0-7-7	0	12	2	39
13	M. Duffy	2-3	2-3	4-4	0-5-5	1	10	1	25
33	K. Flecky	0-0	0-0	0-0	0-0-0	2	0	0	2
TEAM									
TOTALS		19-56	5-11	16-19	13-29-42	13	59	10	200

	1st Half	2nd Half	Game
Field Goals	38.7	28.0	33.9
Three-Point FG	42.9	50.0	45.5
Free Throws	100.0	83.3	84.2
Deadball Rebounds	1	1	2

## Kansas State (29-5)

No.	N A M E	FG	3FG	FT	RB	PF	TP	A	MIN
34	M. Mahoney	f 2-8	0-4	1-2	3-4-7	4	5	5	40
53	K. Wecker	f 4-15	2-6	0-0	0-7-7	4	10	4	38
03	N. Ohlde	c 6-10	0-0	3-4	3-8-11	3	15	3	30
10	L. Koehn	g 7-19	7-17	2-2	0-2-2	0	23	0	38
22	C. Domenico	g 0-2	0-2	0-0	1-4-5	3	0	2	37
42	B. Madden	0-1	0-0	0-1	1-0-1	2	0	1	4
45	A. Dutmer	0-2	0-1	0-0	0-0-0	0	0	0	3
TEAM									
TOTALS		19-57	9-30	6-9	11-25-36	16	53	15	200

	1st Half	2nd Half	Game
Field Goals	41.4	25.0	33.3
Three-Point FG	35.7	25.0	30.0
Free Throws	100.0	57.1	66.7
Deadball Rebounds	0	1	1

Halftime Score: Kansas State 31, Notre Dame 28; Turnovers: Kansas State 14 (Wecker 5), Notre Dame 13 (Severe 6); Blocks: Kansas State 3 (Ohlde 2), Notre Dame 4 (Batteast 2); Steals: Kansas State 6 (Wecker 3), Notre Dame 8 (Borton 2, Severe 2, Ratay 2); Fouled Out: None; Technical Fouls: None; Attendance: 11,534; Officials: Wesley Dean, Joe Cunningham, Kim Watt.

## NCAA FIRST ROUND - MINNEAPOLIS, MINN.

MARCH 21, 2004

(2) KANSAS STATE 71, (15) VALPARAISO 63



## Valparaiso (20-12)

No.	N A M E	FG	3FG	FT	RB	PF	TP	A	MIN
21	J. Stangler	f 3-7	0-1	4-4	3-7-10	3	10	0	37
35	T. Braun	c 1-4	0-0	2-2	1-3-4	4	4	0	18
13	K. Boone	g 2-6	0-0	1-2	0-2-2	2	5	7	37
22	S. Hammel	g 2-5	2-5	0-0	0-1-1	2	6	3	17
24	K. Knoester	g 2-8	1-2	2-3	1-0-1	0	7	1	22
03	L. Bechtold	0-0	0-0	2-2	0-0-0	0	2	0	3
10	B. Rietema	0-2	0-0	0-0	1-0-1	0	0	0	5
11	J. Gutowski	6-14	4-8	4-4	0-0-0	1	20	0	38
34	M. Baugher	2-5	0-0	5-7	1-1-2	5	9	1	23
TEAM									
TOTALS		18-51	7-16	20-24	11-18-29	17	63	12	200

	1st Half	2nd Half	Game
Field Goals	37.5	33.3	35.3
Three-Point FG	44.4	42.9	43.8
Free Throws	86.7	77.8	83.3
Deadball Rebounds	1	0	1

## Kansas State (25-5)

No.	N A M E	FG	3FG	FT	RB	PF	TP	A	MIN
45	A. Dutmer	f 0-5	0-4	0-0	0-0-0	2	0	2	25
53	K. Wecker	f 6-12	1-3	2-2	2-11-13	3	15	2	37
03	N. Ohlde	c 5-7	0-0	15-21	1-3-4	3	25	5	37
10	L. Koehn	g 5-8	4-7	0-0	1-3-4	1	14	3	38
34	M. Mahoney	g 4-10	0-1	3-4	3-5-8	3	11	5	31
14	C. Coggins	0-1	0-1	0-0	0-0-0	1	0	0	4
15	T. McIntyre	0-0	0-0	0-0	0-0-0	1	0	0	3
22	C. Domenico	2-2	0-0	0-0	1-0-1	2	4	2	17
42	B. Madden	1-2	0-0	0-0	0-0-0	3	2	0	8
TEAM									
TOTALS		23-47	5-16	20-27	9-25-34	19	71	19	200

	1st Half	2nd Half	Game
Field Goals	57.1	42.3	48.9
Three-Point FG	33.3	28.6	31.3
Free Throws	87.5	54.5	74.1
Deadball Rebounds	4	0	4

Halftime Score: Kansas State 41, Valparaiso 35; Turnovers: Kansas State 13 (Koehn 3), Valparaiso 11 (Gutowski 4); Blocks: Kansas State 5 (Wecker 2), Valparaiso 0 (None); Steals: Kansas State 3 (Wecker 2), Valparaiso 6 (Hammel 2, Baugher 2); Fouled Out: Baugher; Technical Fouls: None; Attendance: 12,357; Officials: John Morningstar, Kathleen Lynch, Janice Alberti

## NCAA SECOND ROUND - MINNEAPOLIS, MINN.

MARCH 23, 2004

(7) MINNESOTA 80, (2) KANSAS STATE 61



## Kansas State (25-6)

No.	N A M E	FG	3FG	FT	RB	PF	TP	A	MIN
45	A. Dutmer	f 0-1	0-0	0-0	0-0-0	0	0	1	10
53	K. Wecker	f 4-11	0-1	0-0	2-1-3	5	8	0	22
03	N. Ohlde	c 7-16	0-0	9-12	1-5-6	4	23	4	39
10	L. Koehn	g 1-4	1-3	0-0	0-3-3	4	3	2	30
34	M. Mahoney	g 6-11	1-3	4-5	2-4-6	3	17	3	38
14	C. Coggins	0-2	0-1	0-0	0-1-1	2	0	0	11
15	T. McIntyre	2-4	1-3	1-1	0-0-0	1	6	3	19
22	C. Domenico	0-1	0-1	0-0	0-1-1	0	0	0	10
42	B. Madden	2-5	0-0	0-0	1-1-2	1	4	0	21
TEAM									
TOTALS		22-55	3-12	14-18	8-17-25	20	61	13	200

	1st Half	2nd Half	Game
Field Goals	23.1	55.2	40.0
Three-Point FG	25.0	25.0	25.0
Free Throws	80.0	76.9	77.8
Deadball Rebounds	2	0	2

## Minnesota (23-8)

No.	N A M E	FG	3FG	FT	RB	PF	TP	A	MIN
22	S. Bolden	f 4-6	2-3	0-0	1-2-3	0	10	1	36
35	K. Andersson	f 4-8	0-0	0-1	2-0-2	3	8	1	20
04	J. McCarville	c 5-8	0-0	5-7	3-15-18	4	15	7	31
11	S. Schrock	g 3-6	3-5	5-5	0-2-2	0	14	0	34
13	L. Whalen	g 2-9	1-2	10-10	4-3-7	2	15	9	32
03	K. Roysland	2-4	1-3	0-0	0-0-0	2	5	0	17
24	L. Dimitroff	0-0	0-0	0-0	0-1-1	0	0	0	1
31	H. Garry	0-0	0-0	0-0	0-0-0	0	0	0	1
33	J. Broback	3-5	1-2	2-4	1-2-3	4	9	2	22
50	C. Collison	0-0	0-0	0-0	0-0-0	1	0	0	1
55	L. Podominick	2-2	0-0	0-0	0-1-1	3	4	0	5
TEAM									
TOTALS		25-48	8-15	22-27	11-27-38	19	80	21	200

Halftime Score: Minnesota 43, Kansas State 17; Turnovers: Minnesota 12 (Whalen 4), Kansas State 8 (Wecker 2, Ohlde 2, Mahoney 2); Blocks: Minnesota 1 (McCarville), Kansas State 2 (Ohlde 2); Steals: Minnesota 5 (Whalen 2), Kansas State 6 (Mahoney 3); Fouled Out: Wecker; Technical Fouls: None; Attendance: 13,425; Officials: Bill Titus, John Morningstar, Kathleen Lynch.

## NCAA FIRST ROUND - SEATTLE, WASH.

MARCH 19, 2005

(4) KANSAS STATE 70, (13) BOWLING GREEN 60



## Bowling Green (23-8)

No.	N A M E	FG	3FG	FT	RB	PF	TP	A	MIN
14	C. Horne	f 2-14	1-6	3-4	2-0-2	2	8	0	34
22	A. Mann	f 4-19	1-4	4-5	3-5-8	5	13	1	33
13	L. Honegger	c 5-16	3-9	2-4	6-7-13	3	15	1	35
20	K. Achter	g 4-13	0-0	2-4	0-3-3	2	10	2	29
21	C. McDowell	g 4-7	0-2	0-1	0-2-2	0	8	2	35
24	T. Lewis	1-1	0-0	0-2	1-5-6	1	2	1	21
25	K. Kapferer	0-0	0-0	0-0	0-2-2	1	0	0	8
42	S. Smith	2-3	0-0	0-0	1-0-1	0	4	0	5
TEAM									
TOTALS		22-73	5-21	11-20	16-25-41	14	60	7	200

	1st Half	2nd Half	Game
Field Goals	31.4	28.9	30.1
Three-Point FG	30.0	18.2	23.8
Free Throws	72.7	33.3	55.0
Deadball Rebounds	6	1	7

## Kansas State (24-7)

No.	N A M E	FG	3FG	FT	RB	PF	TP	A	MIN
30	S. Wheeler	f 3-5	0-0	0-0	2-5-7	0	6	1	25
53	K. Wecker	f 6-14	1-1	12-12	2-10-12	4	25	1	28
10	L. Koehn	g 8-19	6-13	0-0	2-2-4	3	22	0	37
14	C. Coggins	g 4-11	1-4	0-0	1-6-7	2	9	2	32
22	C. Domenico	g 0-0	0-0	0-1	1-2-3	3	0	3	32
13	K. Dietz	0-1	0-1	0-0	0-0-0	1	0	0	12
15	T. McIntyre	1-5	0-3	2-3	1-1-2	1	4	0	11
42	B. Madden	1-5	0-0	2-2	2-9-11	3	4	2	20
50	J. McFarland	0-0	0-0	0-0	0-0-0	0	0	0	3
TEAM									
TOTALS		23-60	8-22	16-18	12-38-50	17	70	9	200

	1st Half	2nd Half	Game
Field Goals	33.3	44.4	38.3
Three-Point FG	46.2	22.2	36.4
Free Throws	100.0	85.7	88.9
Deadball Rebounds	1	0	1

Halftime Score: Bowling Green 33, Kansas State 32; Turnovers: Kansas State 16 (Wecker 4, Coggins 4), Bowling Green 7 (Achter 3); Blocks: Kansas State 10 (Wheeler 4), Bowling Green 0; Steals: Kansas State 3 (Wecker 1, Coggins 1, Madden 1), Bowling Green 8 (Horne 2, Honegger 2, Lewis 2); Fouled Out: Mann; Technical Fouls: None; Attendance: 3,203; Officials: Lisa Mattingly, Anita Ortega, Ken Weiland

## NCAA SECOND ROUND - SEATTLE, WASH.

MARCH 21, 2005

(5) VANDERBILT 63, (4) KANSAS STATE 60



## Vanderbilt (24-7)

## NCAA SECOND ROUND - BRIDGEPORT, CONN. MARCH 25, 2008 (4) LOUISVILLE 80, (5) KANSAS STATE 63



No.	N A M E	FG	3FG	FT	RB	PF	TP	A MIN
04	Sweat, Ashley	f 5-9	3-4	3-3	1-2-3	2	16	1 31
44	McCullough, C.	f 2-5	2-4	0-0	1-0-1	2	6	0 13
51	Gipson, Marlies	f 4-9	0-0	0-0	2-1-3	2	8	4 35
05	Lehning, Shalee	g 3-8	1-3	2-4	1-5-6	3	9	6 38
41	Kincaid, Kari	g 2-8	2-7	0-1	2-3-5	1	6	1 32
02	Nelson, Kelsey	5-6	2-3	0-0	0-0-0	2	12	2 25
25	Zanotti, Danielle	0-1	0-1	0-0	0-0-0	0	0	1 14
30	Wheeler, Shana	3-3	0-0	0-0	0-1-1	2	6	0 12
TEAM		2-1-3						
TOTALS		24-49	10-22	5-8	9-13-22	14	63	15 200

	1st Half	2nd Half	Game
Field Goals	41.7	56.0	49.0
Three-Point FG	38.5	55.6	45.5
Free Throws	60.0	66.7	62.5
Deadball Rebounds			1

No.	N A M E	FG	3FG	FT	RB	PF	TP	A MIN
13	Bingham, C.	f 4-7	0-0	4-6	6-4-10	0	12	7 40
35	McCoughtry, A.	f 12-26	0-2	0-0	2-5-7	4	24	3 32
02	Wright, C.	c 6-9	0-0	1-1	2-3-5	3	13	0 21
43	Barlow, Patrika	g 4-9	3-4	2-2	1-2-3	1	13	6 40
22	Radde, Brandie	g 0-1	0-0	0-0	0-1-1	1	0	0 16
04	Simmons, C.	2-5	0-1	0-0	1-0-1	2	4	0 13
45	Hines, Keshia	2-2	0-0	1-2	2-2-4	4	5	0 17
50	Byrd, Deseree	4-5	1-1	0-0	2-0-2	0	9	1 21
TEAM		3-1-4						
TOTALS		34-64	4-8	8-11	19-18-37	15	80	17 200

	1st Half	2nd Half	Game
Field Goals	54.8	51.5	53.1
Three-Point FG	100.0	33.3	50.0
Free Throws	100.0	50.0	72.7
Deadball Rebounds			1

**Halftime Score:** Louisville 41, Kansas State 28; **Turnovers:** Kansas State 18, Louisville 11; **Blocks:** Kansas State 4 (Wheeler 2, Gipson 2), Louisville 3 (McCoughtry 2); **Steals:** Kansas State 6 (Sweat 2, Gipson 2), Louisville 10 (Byrd 3, Hines 2, McCoughtry 2); **Fouled Out:** None; **Technical Fouls:** None; **Attendance:** ---; **Officials:** Denise Brooks, Joanne Aldrich, Joe Vaszily

## NCAA FIRST ROUND - ALBUQUERQUE, N.M. MARCH 21, 2009 (5) KANSAS STATE 68, (12) DREXEL 44



No.	N A M E	FG	3FG	FT	RB	PF	TP	A MIN
02	Peterson, A.	f 0-3	0-1	0-0	0-1-1	4	0	3 36
14	Stjarnstrom, Jen	f 0-2	0-1	0-0	0-2-2	0	0	0 10
44	Marginean, G.	f 6-15	1-1	2-2	3-5-8	4	15	0 24
05	Rossee, J.	g 4-8	3-4	2-2	1-2-3	2	13	0 21
24	Hester, Nicole	g 1-5	1-3	0-0	1-1-2	0	3	0 31
03	Hale, Tyler	2-7	0-0	1-1	1-1-2	1	5	1 27
12	Crane, Marisa	1-4	0-1	2-2	0-1-1	2	4	0 19
23	Nacickaite, Kamile	0-3	0-1	0-0	1-3-4	1	0	2 14
41	Cornish, Brooke	1-3	0-0	2-2	0-3-3	1	4	0 18
TEAM		1-1-2						
TOTALS		15-50	5-12	9-9	8-20-28	15	44	6 200

	1st Half	2nd Half	Game
Field Goals	23.8	34.5	30.0
Three-Point FG	50.0	33.3	41.7
Free Throws	100.0	100.0	100.0
Deadball Rebounds			0

No.	N A M E	FG	3FG	FT	RB	PF	TP	A MIN
04	Sweat, Ashley	f 4-11	1-3	2-2	2-0-2	0	11	1 32
51	Gipson, Marlies	f 8-10	0-0	2-2	1-6-7	0	18	1 30
05	Lehning, Shalee	g 1-3	0-0	3-3	1-8-9	2	5	13 31
25	Zanotti, Danielle	g 3-7	3-7	0-0	0-3-3	0	9	2 36
41	Kincaid, Kari	g 4-8	3-7	0-0	1-4-5	3	11	0 30
02	Nelson, Kelsey	2-5	2-3	0-0	3-0-3	1	6	1 17
10	Hill, Kelsey	0-0	0-0	0-0	0-0-0	0	0	0 4
32	Voronenko, Alina	0-0	0-0	0-0	0-0-0	0	0	0 3
33	Childs, Jalana	3-5	0-0	0-1	0-1-1	1	6	1 8
34	Brown, Branshea	1-3	0-1	0-2	1-0-1	2	2	0 7
45	Gilbertson, Jenny	0-0	0-0	0-0	0-0-0	0	0	0 2
TEAM		0-5-5						
TOTALS		26-52	9-21	7-10	9-27-36	9	68	19 200

	1st Half	2nd Half	Game
Field Goals	42.3	57.7	50.0
Three-Point FG	30.0	54.5	42.9
Free Throws	50.0	75.0	70.0
Deadball Rebounds			0

**Halftime Score:** Kansas State 26, Drexel 19; **Turnovers:** Kansas State 8, Drexel 11; **Blocks:** Kansas State 2, Drexel 2; **Steals:** Kansas State 6, Drexel 4; **Fouled Out:** None; **Technical Fouls:** None; **Attendance:** 3,111; **Officials:** Marianne Karp, Kyle Bacon, Robert Scofield

## NCAA SECOND ROUND - ALBUQUERQUE, N.M. MARCH 23, 2009 (4) VANDERBILT 74, (5) KANSAS STATE 61



No.	N A M E	FG	3FG	FT	RB	PF	TP	A MIN
04	Sweat, Ashley	f 7-15	1-3	2-3	1-2-3	4	17	1 33
51	Gipson, Marlies	f 8-13	0-0	0-0	0-6-6	5	16	2 33
05	Lehning, Shalee	g 5-10	0-1	0-0	1-1-2	2	10	4 39
25	Zanotti, Danielle	g 2-2	2-2	0-0	1-2-3	2	6	0 40
41	Kincaid, Kari	g 2-8	2-5	0-1	1-1-2	1	6	2 35
02	Nelson, Kelsey	3-3	0-0	0-0	1-2-3	1	6	0 12
33	Childs, Jalana	0-0	0-0	0-0	0-2-2	1	0	0 8
TEAM		1-2-3						
TOTALS		27-51	5-11	2-4	6-18-24	16	61	9 200

	1st Half	2nd Half	Game
Field Goals	59.3	45.8	52.9
Three-Point FG	83.3	0.0	45.5
Free Throws	50.0	50.0	50.0
Deadball Rebounds			1

No.	N A M E	FG	3FG	FT	RB	PF	TP	A MIN
34	Wirth, Christina	f 10-19	2-7	2-2	1-6-7	1	24	1 40
02	Risper, Jennifer	g 9-12	0-0	9-10	2-3-5	4	27	1 34
20	Mooney, Jessica	g 0-2	0-1	1-4	1-2-3	1	1	4 29
22	Rhoads, Jence	g 2-8	0-0	2-2	4-3-7	0	6	3 36
23	Marsh, Merideth	g 2-6	2-4	0-0	2-0-2	2	6	1 28
03	Chisholm, Chanel	1-1	0-0	0-0	0-1-1	2	2	0 3
05	Lueders, Lauren	2-5	1-3	0-0	0-2-2	1	5	4 23
12	Coleman, Jordan	1-2	0-0	1-2	1-0-1	0	3	0 3
24	Gibbs, Tia	0-0	0-0	0-0	1-0-1	2	0	1 4
TEAM		2-2-4						
TOTALS		27-55	5-15	15-20	14-19-33	13	74	15 200

	1st Half	2nd Half	Game
Field Goals	48.3	50.0	49.1
Three-Point FG	37.5	28.6	33.3
Free Throws	75.0	75.0	75.0
Deadball Rebounds			1

**Halftime Score:** Kansas State 38, Vanderbilt 37; **Turnovers:** Kansas State 11, Vanderbilt 10; **Blocks:** Kansas State 1 (Gipson), Vanderbilt 5, (Mooney 3); **Steals:** Kansas State 4 (Wheeler 2, Gipson 2), Louisville 3 (McCoughtry 2); **Technical Fouls:** None; **Attendance:** 2,720; **Officials:** Scott Yarbrough, Marianne Karp, Penny Davis

## NCAA FIRST ROUND - STORRS, CONN. MARCH 20, 2011 (9) PURDUE 53, (8) KANSAS STATE 45



No.	N A M E	FG	3FG	FT	RB	PF	TP	A MIN
24	Mingo, Drey	f 6-9	3-4	1-2	0-7-7	1	16	0 35
40	Jones, Chelsea	c 0-2	0-0	0-0	0-5-5	1	0	1 28
05	Rayburn, B.	g 7-15	1-6	6-6	1-1-2	2	21	0 36
15	Moses, C.	g 1-4	0-1	3-4	0-0-0	1	5	5 26
43	Poston, Chantel	g 0-1	0-0	0-0	0-0-0	0	0	0 6
02	Howard, A.	2-4	1-2	2-2	0-3-3	1	7	0 16
20	Williams, D. D.	0-0	0-0	2-2	0-3-3	3	2	3 34
41	Guyton, Alex	1-6	0-0	0-0	1-4-5	0	2	0 15
54	Woods, Samantha	0-1	0-1	0-0	0-0-0	0	0	0 2
TOTALS		17-42	5-14	14-16	4-23-27	9	53	9 200

	1st Half	2nd Half	Game
Field Goals	45.0	36.4	40.5
Three-Point FG	37.5	33.3	35.7
Free Throws	100.0	83.3	87.5
Deadball Rebounds			1

No.	N A M E	FG	3FG	FT	RB	PF	TP	A MIN
34	Brown, B.	f 2-6	0-0	0-0	3-8-11	3	4	0 33
02	Chambers, B.	g 7-20	4-12	0-0	7-5-12	1	18	0 37
11	Caron, Chantay	f 1-4	0-1	0-0	2-0-2	0	2	0 13
12	Karr, Taelor	g 6-17	1-7	1-2	0-4-4	3	14	1 39
22	White, Mariah	g 0-4	0-0	0-0	3-1-4	3	0	4 34
10	Hill, Kelsey	1-1	1-1	0-0	1-0-1	1	3	0 13
32	Voronenko, A.	0-2	0-2	0-0	0-1-1	0	0	0 4
33	Childs, Jalana	2-9	0-0	0-0	2-3-5	4	4	1 27
TOTALS		19-63	6-23	1-2	20-22-42	15	45	6 200

	1st Half	2nd Half	Game
Field Goals	21.9	38.7	30.2
Three-Point FG	21.4	33.3	26.1
Free Throws	0.0	50.0	50.0
Deadball Rebounds			2

**Halftime Score:** Purdue 25, Kansas State 17; **Turnovers:** Kansas State 16, Purdue 13; **Blocks:** Purdue 6 (Mingo, 4), Kansas State 0; **Steals:** Purdue 6 (Jones, 2), Kansas State 3; **Fouled Out:** None **Technical Fouls:** None; **Attendance:** 6,418; **Officials:** Dee Kantner, Frank Steratore, Dawn Marsh

## NCAA FIRST ROUND - BRIDGEPORT, CONN. MARCH 17, 2012 (8) KANSAS STATE 67, (9) PRINCETON 64



No.	N A M E	FG	3FG	FT	RB	PF	TP	A MIN
20	Miller, Kate	f 3-8	0-4	0-0	2-0-2	1	6	0 29
24	Rasheed, N.	f 8-22	1-2	3-5	4-5-9	3	20	6 37
44	Allgood, D.	c 7-10	0-0	1-1	2-10-12	2	15	1 32
03	Polansky, L.	g 1-4	0-0	0-0	3-2-5	3	2	1 35
30	Edwards, L.	g 5-13	2-6	3-4	2-2-4	0	15	0 38
10	Hung, Nicole	2-3	0-0	2-2	0-0-0	1	6	0 13
22	Johnson, Laura	0-0	0-0	0-0	0-0-0	0	0	0 4
25	Smith, Mariah	0-0	0-0	0-0	0-0-0	0	0	0 1
43	Bowen, Megan	0-1	0-0	0-0	1-1-2	0	0	0 11
TOTALS		26-61	3-12	9-12	16-24-40	10	64	8 200

	1st Half	2nd Half	Game
Field Goals	42.3	42.9	42.6
Three-Point FG	50.0	12.5	25.0
Free Throws	.750	.750	.750
Deadball Rebounds			0

Kansas State (20-13, 9-9 Big 12)								
No.	N A M E	FG	3FG	FT	RB	PF	TP	A MIN
33	Childs, Jalana	f 6-13	0-0	3-3	4-4-8	1	15	0 35
34	Brown, B.	f 10-17	0-0	2-2	1-6-7	3	22	4 39
02	Chambers, B.	g 3-7	0-1	0-0	1-1-2	1	6	2 39
13	Dickey, Tasha	g 3-6	2-5	0-0	0-1-1	5	8	0 17
22	White, Mariah	g 1-3	1-2	6-7	0-2-2	2	9	5 38
31	Caron, Chantay	1-2	1-2	0-0	0-0-0	0	3	1 5
14	Wittman, S.	0-1	0-0	0-0	0-0-0	0	0	2
21	Chisholm, J.	0-0	0-0	0-0	0-0-0	0	0	1
23	Woods, Ashia	1-5	1-5	1-2	1-2-3	2	4	4 24
TOTALS		25-54	5-15	12-14	7-22-29	14	67	16 200



NCAA FIRST ROUND - COLUMBIA, S.C.  
MARCH 18, 2016  
(9) KANSAS STATE 56, (8) GEORGE WASHINGTON 51



Kansas State (19-12, 8-10 Big 12)												
No.	N A M E	FG	3FG	FT	RB	PF	TP	A	MIN			
01	Page, Kaylee	f	1-3	1-2	0-0	0-0-0	3	3	0	23		
22	Lewis, Breanna	c	6-11	0-0	1-6	2-6-8	5	13	0	30		
15	Deines, Megan	g	6-12	0-3	2-3	0-1-1	3	14	2	35		
24	Wesemann, Kindred	g	2-10	2-7	2-4	0-3-3	2	8	7	39		
50	Martin, Shaelyn	f	2-8	1-2	2-2	1-8-9	4	7	6	32		
00	Sheble, Jessica		3-6	0-0	0-0	0-1-1	4	6	0	10		
10	Goth, Kayla		1-3	0-0	1-2	0-1-1	0	3	1	15		
11	Taylor, Antoinette		0-0	0-0	0-0	0-0-0	1	0	0	1		
20	Craig, Brianna		0-2	0-2	2-4	1-1-2	1	2	2	15		
TEAM					5-3-8					1		
TOTALS			21-55	4-16	10-21	9-24-33	23	56	18	200		

	1st Q	2nd Q	3rd Q	4th Q	Game
Field Goals	.429	.300	.438	.333	.382
Three-Point FG	.500	.500	.250	.125	.250
Free Throws	.333	.167	.500	.750	.476
Deadball Rebounds					7

George Washington (26-7, 13-3 Atlantic 10)

No.	N A M E	FG	3FG	FT	RB	PF	TP	A	MIN			
03	Washington, Caira	f	1-8	0-0	3-4	5-7-12	3	5	0	35		
35	Jones, Jonquel	f	5-15	0-3	10-12	5-8-13	3	20	0	34		
40	Chase, Lauren	g	2-7	0-1	0-0	0-1-1	1	4	5	39		
20	Schaible, Hannah	g	4-10	0-2	3-5	3-2-5	5	11	2	28		
34	Cummings, Brianna	g	1-11	0-0	4-4	2-4-6	4	6	3	37		
13	Cranshaw, Shannon		1-2	0-1	1-2	0-3-3	1	3	1	11		
21	Bautista, Mei-Lyn		0-1	0-1	0-0	0-0-0	0	0	1	4		
24	Chandler, Alexis		0-0	0-0	0-0	0-0-0	0	0	0	1		
25	Prange, Kelli		1-4	0-2	0-0	2-3-5	3	2	0	11		
TEAM					2-3-5							
TOTALS			15-58	0-10	21-27	19-31-50	20	51	12	200		

	1st Q	2nd Q	3rd Q	4th Q	Game
Field Goals	.429	.308	.154	.167	.259
Three-Point FG	.000	.000	.000	.000	.000
Free Throws	.500	.900	.500	1.000	.778
Deadball Rebounds					4

Halftime Score: George Washington 31, K-State 24; Turnovers: K-State 15, George Washington 21; Blocks: K-State 10, George Washington 11; Steals: K-State 7, George Washington 4; Fouled Out: K-State - Lewis; George Washington - Schaible Technical Fouls: None; Attendance: 10,276; Officials: Gina Cross, Luis Gonzalez, Kevin Farlow

NCAA SECOND ROUND - COLUMBIA, S.C.  
MARCH 20, 2016  
(1) SOUTH CAROLINA 73, (9) KANSAS STATE 47



Kansas State (19-13, 8-10 Big 12)												
No.	N A M E	FG	3FG	FT	RB	PF	TP	A	MIN			
01	Page, Kaylee	f	1-5	1-3	0-0	0-3-3	2	3	0	26		
22	Lewis, Breanna	c	9-19	0-0	3-4	5-4-9	4	21	0	35		
15	Deines, Megan	g	1-10	0-3	3-4	0-1-1	3	5	1	33		
24	Wesemann, Kindred	g	2-6	1-4	0-0	0-0-0	2	5	3	37		
50	Martin, Shaelyn	f	1-6	0-3	0-0	2-4-6	4	2	2	27		
00	Sheble, Jessica		2-3	0-0	0-0	1-0-1	1	4	0	5		
02	Young, Erica		0-2	0-0	1-2	3-3-6	1	1	1	9		
10	Goth, Kayla		2-3	0-0	2-3	0-2-2	0	6	2	16		
11	Taylor, Antoinette		0-1	0-1	0-0	0-0-0	0	0	0	3		
12	Thomson, Kelly		0-0	0-0	0-0	0-1-1	0	0	0	4		
20	Craig, Brianna		0-1	0-0	0-0	0-0-0	2	0	0	5		
TEAM					1-2-3							
TOTALS			18-56	2-14	9-13	12-20-32	19	47	9	200		

	1st Q	2nd Q	3rd Q	4th Q	Game
Field Goals	.400	.417	.222	.313	.321
Three-Point FG	.500	.000	.000	.167	.143
Free Throws	.800	.750	.500	.500	.692
Deadball Rebounds					2

South Carolina (33-1, 16-0 SEC)

No.	N A M E	FG	3FG	FT	RB	PF	TP	A	MIN			
22	Wilson, Aja	f	2-9	0-0	4-4	1-4-5	2	8	0	15		
31	Dozier, Asia	f	1-6	1-5	0-0	0-2-2	0	3	3	22		
41	Coates, Alaina	c	5-7	0-0	4-8	5-5-10	1	14	0	21		
05	Sessions, Khadijah	g	3-5	0-2	0-0	1-1-2	2	6	2	22		
25	Mitchell, Tiffany	g	7-13	1-4	5-8	2-2-4	2	20	3	31		
01	Cuevas, Bianca		3-6	2-5	0-0	2-0-2	1	8	0	26		
04	Cliney, Doniyah		0-1	0-0	0-0	0-0-0	1	0	0	6		
23	Roy, Tina		2-6	2-6	0-0	1-4-5	1	6	0	13		
24	Imovbioh, Sarah		2-2	0-0	1-4	3-6-9	4	5	0	22		
40	White, Jatarie		1-5	0-0	1-2	2-1-3	1	3	3	21		
44	Farmer, India		0-0	0-0	0-0	0-1-1	0	0	0	1		
TEAM					1-3-4							
TOTALS			26-60	6-22	15-26	18-29-47	15	73	11	200		

	1st Q	2nd Q	3rd Q	4th Q	Game
Field Goals	.462	.625	.353	.286	.433
Three-Point FG	.250	.500	.167	.250	.273
Free Throws	.714	.500	1.000	.200	.577
Deadball Rebounds					6

Halftime Score: South Carolina 45, K-State 26; Turnovers: K-State 16, South Carolina 11; Blocks: K-State 2, South Carolina 6; Steals: K-State 7, South Carolina 9; Fouled Out: None Technical Fouls: None; Attendance: 10,048; Officials: Gina Cross, Anita Ortega, Luis Gonzalez

NCAA FIRST ROUND - MANHATTAN, KAN.  
MARCH 18, 2017  
(7) KANSAS STATE 67, (10) DRAKE 54



Drake (28-5, 18-0 MVC)												
No.	N A M E	FG	3FG	FT	RB	PF	TP	A	MIN			
03	Wendell, Lizzy	f	5-14	2-8	5-8	1-2-3	3	17	4	34		
35	Jonas, Becca	f	0-0	0-0	0-0	0-0-0	0	0	1	3		
05	Hittner, Becca	g	4-11	1-4	4-6	2-1-3	3	13	1	31		
21	Bachrodt, Sammie	g	4-10	2-4	0-0	1-4-5	1	10	0	33		
22	Ingle, Caitlin	g	2-4	0-0	0-0	0-2-2	1	4	7	36		
12	Rose, Brenni		1-3	0-1	0-0	1-3-4	1	2	0	18		
15	Greiner, Paige		0-4	0-3	0-0	1-0-1	1	0	0	13		
24	Miller, Nicole		0-0	0-0	0-0	1-0-1	1	0	1	11		
34	Rush, Cortni		3-5	2-4	0-0	0-2-2	2	8	0	15		
40	Mertz, Mya		0-1	0-0	0-0	1-1-2	0	0	0	6		
TEAM					1-2-3							
TOTALS			19-52	7-24	9-14	9-17-26	13	54	14	200		

	1st Q	2nd Q	3rd Q	4th Q	Game
Field Goals	.500	.250	.250	.500	.365
Three-Point FG	.500	.333	.000	.429	.292
Free Throws	.500	.500	1.000	1.000	.643
Deadball Rebounds					3

Kansas State (23-10, 11-7 Big 12)

No.	N A M E	FG	3FG	FT	RB	PF	TP	A	MIN			
11	Williams, Peyton	f	2-3	0-0	0-0	2-0-2	0	4	0	15		
22	Lewis, Breanna	c	11-17	0-0	1-2	4-7-11	2	23	2	32		
10	Goth, Kayla	g	0-3	0-1	0-0	0-1-1	0	0	2	16		
21	Middlebrook, Karyla	g	3-7	1-2	1-2	3-1-4	3	8	7	30		
24	Wesemann, Kindred	g	5-14	4-12	2-2	0-2-2	1	16	5	37		
00	Sheble, Jessica		0-0	0-0	0-0	0-1-1	1	0	0	7		
01	Page, Kaylee		2-5	2-4	0-0	1-4-5	0	6	0	21		
03	Page, Lanie		1-1	1-1	0-0	0-1-1	1	3	0	5		
12	Thomson, Kelly		0-1	0-1	0-0	0-1-1	0	0	0	1		
13	Willock, Eternati		1-2	0-0	0-0	0-2-2	2	2	2	11		
50	Martin, Shaelyn		1-2	0-0	3-4	2-5-7	1	5	3	25		
TEAM					2-2-4							
TOTALS			26-55	8-21	7-10	14-27-41	11	67	21	200		

	1st Q	2nd Q	3rd Q	4th Q	Game
Field Goals	.500	.400	.308	.625	.473
Three-Point FG	.600	.200	.000	.571	.381
Free Throws	.500	.500	.833	.000	.700
Deadball Rebounds					0

Halftime Score: K-State 30, Drake 25; Turnovers: Drake, 17, K-State 19; Blocks: Drake 1, K-State 5; Steals: Drake 13, K-State 11; Fouled Out: Drake - None, K-State - None; Technical Fouls: None; Attendance: 4,005; Officials: Doug Knight, Margaret Tieman, Bill Larence

NCAA SECOND ROUND - MANHATTAN, KAN.  
MARCH 20, 2017  
(2) STANFORD 69, (7) KANSAS STATE 48



Stanford (30-5, 15-3 Pac 12)										
No.	N A M E	FG	3FG	FT	RB	PF	TP	A	MIN	
05	Johnson, Kaylee	f	2-2	0-0	1-2	1-3-4	3	5	0	12
24	McCall, Erica	f	5-11	0-0	0-0	3-3-6	1	10	1	33
10	Roberson, Britana	g	0-5	0-4	0-0	0-1-1	2	0	6	25
12	McPhee, Brittany	g	7-14	5-7	2-2	3-4-7	2	21	5	37
44	Samuelson, Karlie	g	2-3	2-3	0-0	0-3-3	2	6	2	31
02	Coffee, Shannon		1-2	0-0	0-0	0-0-0	0	0	2	2
04	Fingall, Nadia		1-5	0-0	1-2	1-2-3	2	3	0	11
11	Smith, Alanna		7-13	1-4	4-4	1-6-7	3	19	2	26
13	Snizek, Marta		1-1	0-0	1-2	0-2-2	2	3	6	19
21	Carrington, Dijonai		0-1	0-1	0-0	0-0-0	0	0	1	3
22	Romano, Alexa		0-0	0-0	0-0	1-0-1	0	0	0	1
TEAM					2-2-3					
TOTALS			26-57	8-19	9-12	12-27-35	17	69	23	200

**AIAW APPEARANCES (9; 1972-80) • WNIT APPEARANCES (5; 1999, 2006, 2007, 2013, 2015)**

**AIAW Record: 29-20 • WNIT Record: 14-4**

180

**1969**

**NWIT (Amarillo, Texas)**

3/20: Wayland Baptist 76, Kansas State 21  
3/21: Ranger JC 84, Kansas State 35  
3/22: Southern State 75, Kansas State 55

**1970**

**NWIT (Amarillo, Texas)**

3/9: Wayland Baptist 61, Kansas State 43  
3/10: Ranger JC 52, Kansas State 41  
3/11: Kansas State 56, West Texas State 47

**1971**

**NWIT (Cullowhee, N.C.)**

N/A: Kansas State 49, Queens 35  
N/A: North Carolina 53, Kansas State 47

**1972**

**Sixth in Region VI**

3/9: Central Missouri 66, Kansas State 57  
3/10: Kansas State 57, Dickinson State 32  
3/11: NW Missouri State 70, Kansas State 66

**1973**

**Region VI Champion/Fifth in Tournament**

3/8: Kansas State 43, South Dakota State 35  
3/9: Kansas State 45, Central Missouri 41  
3/10: Kansas State 43, Wayne State 39  
3/22: S. Connecticut St. 56, Kansas State 52  
3/23: Kansas State 49, Long Beach State 43  
3/23: Kansas State 47, East Carolina 46  
3/24: Kansas State 69, South Carolina 57

**1974**

**Third in Region VI**

3/7: Kansas State 62, Martin L. King 41  
3/8: William Penn 52, Kansas State 46  
3/9: Kansas State 67, Dickinson St. 33  
3/21: Immaculata 50, Kansas State 40  
3/22: Wayland Baptist 49, Kansas State 34

**1975**

**Second in Region VI / Sixth in Tournament**

3/6: Kansas State 70, South Dakota State 40  
3/7: Kansas State 66, Missouri State 45  
3/8: William Penn 64, Kansas State 57  
3/19: Immaculata 63, Kansas State 54  
3/20: Kansas State 65, Idaho State 37  
3/20: Kansas State 61, Ohio State 51  
3/21: Kansas State 54, William Penn 43  
3/22: Wayland Baptist 63, Kansas State 55

**1976**

**Sixth in Region VI**

3/4: Kansas St. 73, S. Dakota St. 41  
3/5: Kansas St. 67, NW Missouri St. 63  
3/6: William Penn 74, Kansas State 59

**1977**

**Region VI Champion / Quarterfinalist**

3/10: Kansas State 72, Luther College 56  
3/11: Kansas State 90, Nebraska-Omaha 61  
3/12: Kansas State 70, Missouri 54  
3/23: Kansas State 70, Utah 32  
3/24: Tennessee 81, Kansas State 69  
3/25: Tennessee Tech 68, Kansas State 58

**1978**

**Second in Region VI**

3/9: Kansas State 96, Minnesota 81  
3/10: Kansas State 66, Drake 52  
3/11: Missouri 70, Kansas State 68

**1979**

**Second in Region VI / Fourth in South Sectional**

3/9: Kansas State 84, Minnesota 80  
3/10: Kansas State 79, Drake 70  
3/11: Kansas 75, Kansas State 59  
3/16: Old Dominion 90, Kansas State 75  
3/17: Valdosta St. 104, Kansas State 92

**1980**

**Second in Region VI / Third in East Sectional**

2/28: Kansas State 73, Wichita State 71  
2/29: Kansas State 79, Kansas 74  
3/1: Central Missouri 73, Kansas State 60  
3/6: Kansas State 70, Minnesota 63  
3/7: Kansas State 74, Drake 65  
3/8: Kansas 89, Kansas State 80  
3/12: Kansas State 72, Boston 68  
3/15: Tennessee 84, Kansas State 64

**1999**

**WNIT Second Round**

3/11: at Kansas State 71, Creighton 60  
3/14: at Arkansas State 78, Kansas State 65

**2006**

**WNIT Champions**

3/17: at Kansas State 88, Idaho State, 68  
3/22: at Kansas State 64, Fresno State, 61  
3/24: at Kansas State 77, Nebraska, 63  
3/28: at Kansas State 57, Western Kentucky 56 OT  
3/31: at Kansas State 77, Marquette, 65

**2007**

**WNIT Semifinals**

3/17: at Kansas State 72, Southern Illinois 46  
3/22: at Kansas State 66, Illinois 51  
3/25: at Kansas State 67, Auburn 54  
3/28: at Wyoming 89, Kansas State 79 (3OT)

**2013**

**WNIT Semifinals**

3/21: at Kansas State 72, Texas Southern 44  
3/25: at Kansas State 57, Illinois State 48  
3/28: at Kansas State 60, Ball State 48  
3/30: at Kansas State 66, Illinois 48  
4/3: Utah 54, at Kansas State 46 (OT)

**2015**

**WNIT Second Round**

3/21: at Kansas State 86, Akron 68  
3/25: Missouri 67, at Kansas State 48



**Kansas State captured the 2006 Postseason WNIT title with five straight wins in Bramlage Coliseum. This was the first postseason title in program history.**

**K-STATE vs. CONFERENCES IN WNIT**

Big 10 (2-0)		Pac 12 (0-1)	
3/22/07 Illinois	W, 66-51	4/3/13 Utah	L, 54-46 (ot)
3/30/13 Illinois	W, 66-48		
		SEC (1-1)	
Big 12 (1-0)		3/25/07 Auburn	W, 67-54
3/24/06 Nebraska	W, 77-63	3/22/15 Missouri	L, 67-48
		SWAC (1-0)	
Big East (1-0)		3/21/13 Texas Southern	W, 72-44
3/31/06 Marquette	W, 77-65		
		Sun Belt (0-1)	
Big Sky (1-0)		3/14/99 at Arkansas State	L, 78-65
3/17/06 Idaho State	W, 88-68	3/28/06 W. Kentucky	W, 57-56 (ot)
		WAC (1-0)	
Mid-America Conference (2-0)		3/22/06 Fresno State	W, 64-61
3/28/13 Ball State	W, 60-48		
3/19/15 Akron	W, 86-68		
Missouri Valley Conference (3-0)			
3/14/99 Creighton	W, 71-60		
3/17/07 Southern Illinois	W, 72-46		
3/25/13 Illinois State	W, 57-48		
Mountain West (0-1)			
3/28/07 at Wyoming	L, 89-79 (3ot)		

**KANSAS STATE INDIVIDUAL SINGLE GAME RECORDS - POSTSEASON WNIT**


Points	42, Brittany Chambers, vs. Texas Southern (3/21/13)
Field Goals Made	15, Brittany Chambers, vs. Texas Southern (3/21/13)
Field Goal Attempts	25, Brittany Chambers, vs. Texas Southern (3/21/13)
3PT Field Goals Made	9, Brittany Chambers, vs. Texas Southern (3/21/13)
3PT Field Goal Attempts	15 - twice: Brittany Chambers, vs. Texas Southern (3/21/13) & Claire Coggins, vs. Nebraska (3/24/06)
Free Throws	10, Haley Texada vs. Akron (3/19/15)
Free Throw Attempts	13, Haley Texada vs. Akron (3/19/15)
FT Percentage	1.000 (8-8), Shalee Lehning, vs. Marquette (3/31/06)
Rebounds	13, Marlies Gipson, vs. Idaho State (3/17/06)
Assists	11, three times -- Shalee Lehning, at Wyoming (3/28/07) & vs. Nebraska (3/24/06) & vs. Idaho State (3/17/06)
Blocks	4, twice -- Shana Wheeler, at Wyoming (3/28/07) & Nicky Ramage vs. Creighton (3/11/99)
Steals	5, Mariah White, vs. Texas Southern (3/21/13)

**KANSAS STATE TEAM SINGLE GAME RECORDS - POSTSEASON WNIT**


Points	89, at Wyoming (3/28/07)
Points (Half)	50 - first half, vs. Akron (3/19/15)
Field Goals Made	37, vs. Idaho State (3/17/06)
Field Goal Attempts	78, vs. Idaho State (3/17/06)
Field Goal Pct. (min. 45 attempts)	.600 (27-45), vs. Creighton (3/11/99)
3PT Field Goals Made	12 - twice: vs. Ball State (3/28/13) & vs. Texas Southern (3/21/13)
3PT Field Goal Attempts	36, vs. Illinois State (3/25/13)
3PT FG Pct. (min. 10 attempts)	.471 (8-17), twice
Free Throws Made	37, at Wyoming (3/28/07)
Free Throw Attempts	52, at Wyoming (3/28/07)
Free Throw Pct. (min. 10 attempts)	.857 (12-14), vs. Creighton (3/11/99)
Rebounds	45, vs. Illinois State (3/25/13)
Assists	28, vs. Idaho State (3/17/06)*
Turnovers	24, vs. Creighton (3/11/99)
Blocked Shots	9, vs. Creighton (3/11/99)
Steals	15, vs. Western Kentucky (3/28/06)

\* - WNIT record





**#3 NICOLE OHLDE (2000-04)**

Two-time consensus first team All-American - Kodak/WBCA, AP and USBWA (2003, 2004) • Two-time State Farm Wade Trophy and Naismith National Player of the Year awards finalist (2003, 2004) • John R. Wooden Award Finalist (2004) • Two-time Big 12 Conference Player of the Year (2003, 2004) • 2004 CoSIDA Second Team Academic All-America • 2002 AP Honorable Mention All-American • Three-time Kodak All-District selection (2002, 2003, 2004) • 2002 ESPN The Magazine Center of the Year Finalist • Three-time CoSIDA Academic All-District • Four-time All-Big 12 selection (2002, 2003, 2004, first team - 2001, third team) • 2001 Big 12 Conference Freshman of the Year • Three-time Academic All-Big 12 First Team selection (2002, 2003, 2004) • WBCA Division I Player of the Month (January 2004) • Senior CLASS Award finalist (2004) • Two-time Honda Women's Basketball Award Finalist (2003, 2004) • Collegiate Basketball Award of Excellence recipient (2004) • Ranked second in the school record books in career scoring (2,241), rebounds (995), field goals made (882), career blocks (204), career double-doubles (39) and career minutes played (4,103) • Ranked first in career free throws made (476) and free throws attempted (707) • Seven-time Big 12 Player of the Week honoree • Drafted No. 6 overall by the Minnesota Lynx in the 2004 WNBA Draft • Won two gold medals as a member of the USA Basketball World Championship For Young Women Teams in 2002 and 2003 • The most decorated player ever in school history, her No. 3 jersey was retired on March 3, 2004 • Named Big 12 Female Athlete of the Year in 2004 • Inducted into the State of Kansas Sports Hall of Fame in 2013 • Inducted into the Kansas State Athletics Hall of Fame in 2016.


**#53 KENDRA WECKER (2001-05)**

Kodak/WBCA All-American (2005) • Big 12 Conference Player of the Year (2005) • Senior CLASS Award Recipient (2005) • Collegiate Basketball Award of Excellence finalist (2005) • Two-time AP third team All-American (2003, 2004) • Two-time USBWA All-American (2003, 2005) • Three-time Naismith National Player of the Year Award finalist (2003, 2004, 2005) • Three-time All-Big 12 First Team selection (2003, 2004, 2005) and 2002 All-Big 12 Third Team selection • Two-time Wade Trophy and John R. Wooden Award finalist (2004, 2005) • Three-time CoSIDA Academic All-District (2003, 2004, 2005) • 2002 All-Big 12 Honorable Mention selection • Two-time Big 12 All-Tournament Team selection (2002, 2005) • Three-time Academic All-Big 12 First Team selection (2003, 2004, 2005) • Seven-time Big 12 Player of the Week • WBCA Division I Player of the Month (February 2005) • Named Preseason WNIT MVP in 2002-03 • Ranked first all-time in career scoring (2,333) and first all-time in career rebounding (1,087) at K-State • Also holds school records for most career double-doubles (52), career field goals made (935), career field goals attempted (1,913), career minutes played (4,141) and most consecutive free throws made (28) • Became the first Wildcat and second player in league history to record 2,000 points and 1,000 rebounds in a career • Won a gold medal as a member of the 2003 USA Basketball World Championship For Young Women Team • Her No. 53 jersey was retired on Feb. 26, 2005 • Drafted No. 4 overall by the San Antonio Silver Stars in the 2005 WNBA Draft • Inducted into the State of Kansas Sports Hall of Fame in 2011 • Inducted into the Kansas State Athletics Hall of Fame in 2016.


**#33 TAMMIE ROMSTAD (1979-82)**

Two-time Wade Trophy finalist (1981, 1982) • Kodak All-Region VI team member • American Women's Sports Team Third Team All-American • 1980 Women's Basketball League Region VI All-American • Member of the 1977 U.S. Select National Team • Finished career with 1,548 points and 779 rebounds; both totals currently rank seventh in school history • Her career scoring average of 15.2 points per game ranks fifth in school history • Holds K-State's single season rebounding record (337) and ranks second in school history for single season scoring (686) • Helped K-State to first-ever NCAA Tournament appearance in 1982 • Tallied a double-double in K-State first NCAA Tournament game with 22 points and 15 rebounds; the 15 rebounds remains a K-State NCAA Tournament record • Jersey retired (#33) on March 1, 2009 • Inducted into the Kansas State Athletics Hall of Fame in 2013.





**RETIRED PLAYER JERSEYS**

182



**#10 PRISCILLA GARY (1981-83)**

K-State's first Kodak All-American (1983) • 1983 Wade Trophy finalist • Fast Break All-American and Middle America Player of the Year in 1983 • 1983 Kodak All-District V selection • Two-time NCAA Tournament All-Regional team selection in the East (1982) and Midwest (1983) • Two-time All-Big Eight First Team selection • Two-time All-Big Eight Tournament Team selection (1982, 1983) • Holds the school record for career scoring average (18.3) • Finished career with 1,169 career points and currently ranks 21st in school history • Dished out 172 assists in her career and ranks 25th in school history • First woman inducted into the K-State Athletics Hall of Fame (1998) • Jersey retired (#10) on March 1, 2009.



**#5 SHALEE LEHNING (2005-09)**

2009 AP All-American honorable mention • 2009 Lowe's Senior CLASS All-Senior All-America first team recipient • 2009 Wade Trophy candidate • 2009 Naismith Award candidate • 2009 Wooden Award candidate • 2009 Lowe's Senior CLASS Award finalist • 2008-09 Lieberman Award semifinalist • Two-time All-Big 12 First Team selection (2008, 2009) and an All-Big 12 honorable mention selection in 2007 • 2009 CoSIDA/ESPN the Magazine Academic All-America third team honoree • Two-time CoSIDA/ESPN the Magazine Academic All-District VII selection (2008, third team; 2009 first team) • Three-time Academic All-Big 12 first team selection • Two-time Big 12 Player of the Week selection • 2008 Kansas City Star All-Big 12 co-Player of the Year and first team selection • Two-time Waco Tribune All-Big 12 first team recipient (2008, 2009) • 2009 Dallas Morning News All-Big 12 first team • Holds the school record for assists in a career and ranks second in Big 12 history (800) • Ranks fourth in school history in career rebounds (914) • Ranks 19th in K-State history with 1,189 career points • First player in school and Big 12 history to register 1,000 points, 900 rebounds and 800 assists for a career • Holds school record for assists by a freshman (189), sophomore (179), junior (203) and senior (229) • Senior year total of 229 assists is a K-State single season record and ranks second in Big 12 history • Led the Big 12 in assists per game in 2007-08 and 2008-09 • Finished second in the nation in assists per game in 2008-09 • Holds the school and Big 12 records for triple-doubles in a career (5) and season (3) • Tied for third in NCAA history for career triple-doubles • Holds school record for minutes played (4,271) • Ranks fifth in school history for career steals (235) • Ranks tied for third in career starts (123) and career games played (130) • Jersey retired (#5) March 1, 2009 • Drafted 25th overall in the second round of the 2009 WNBA Draft by the Atlanta Dream • Inducted into the State of Kansas Sports Hall of Fame in 2015.



## ALL-AMERICANS


**BRITTANY CHAMBERS**  
**(2009-13)**

- 2013 Associated Press All-America (HM)
- 2013 WBCA All-America (HM)


**NADIRA HAZIM**  
**(1988-91)**

- 1991 Kodak All-District V


**DIANA MILLER**  
**(1988-91)**

- 1990 Kodak All-District V


**CARLISA THOMAS**  
**(1984-87)**

- 1987 Kodak All-District V
- 1986 Street & Smith Preseason All-America (HM)


**KIMBERLY DIETZ**  
**(2004-08)**

- 2008 Associated Press All-America (HM)


**ANDRIA JONES**  
**(1994-97)**

- 1997 Associated Press All-America (HM)
- 1997 Kodak All-District V


**SHANELE STIRES**  
**(1993-95)**

- 1995 Kodak All-District V

## NATIONAL HONORS

## KODAK/WBCA ALL-AMERICA

2005	Kendra Wecker
2004	Nicole Ohlde
2003	Nicole Ohlde
1983	Priscilla Gary

## ASSOCIATED PRESS ALL-AMERICA

2013	Brittany Chambers	HM
2009	Shalee Lehning	HM
2008	Kimberly Dietz	HM
2005	Kendra Wecker	First
2004	Nicole Ohlde	First
	Kendra Wecker	Third
2003	Nicole Ohlde	First
	Kendra Wecker	Third
2002	Nicole Ohlde	HM
1997	Andria Jones	HM

## USBWA ALL-AMERICA

2005	Kendra Wecker
2004	Nicole Ohlde
2003	Nicole Ohlde & Kendra Wecker

## ASSOCIATED PRESS PRESEASON ALL-AMERICA

2005	Kendra Wecker
2004	Nicole Ohlde

## WOODEN AWARD ALL-AMERICAN TEAM

2005	Kendra Wecker
------	---------------

## JOHN R. WOODEN AWARD PRESEASON ALL-AMERICA

2009	Shalee Lehning
2005	Kendra Wecker
2004	Nicole Ohlde & Kendra Wecker

## FASTBREAK ALL-AMERICA

1983	Priscilla Gary	First
1982	Priscilla Gary	Second

## AWSF ALL-AMERICA

1982	Priscilla Gary	Second
1982	Tammie Romstad	Third

## KODAK/WBCA ALL-DISTRICT

2017	Breanna Lewis
2013	Brittany Chambers
2009	Shalee Lehning
2005	Kendra Wecker
2004	Nicole Ohlde & Kendra Wecker
2003	Nicole Ohlde & Kendra Wecker
2002	Nicole Ohlde
1997	Andria Jones
1995	Shanele Stires
1991	Nadira Hazim
1990	Diana Miller
1987	Carlisa Thomas
1980	Tammie Romstad

## WBCA D I PLAYER OF THE MONTH

2005	Kendra Wecker (February)
2004	Nicole Ohlde (January)

## WADE TROPHY FINALISTS

2005	Kendra Wecker
2004	Nicole Ohlde & Kendra Wecker
2003	Nicole Ohlde
1983	Priscilla Gary
1982	Tammie Romstad
1981	Tammie Romstad

## NAISMITH PLAYER OF THE YEAR FINALISTS

2005	Kendra Wecker
2004	Nicole Ohlde & Kendra Wecker
2003	Nicole Ohlde & Kendra Wecker

## WOODEN AWARD FINALISTS

2005	Kendra Wecker (final five)
2004	Nicole Ohlde & Kendra Wecker

## HONDA BASKETBALL AWARD FINALISTS

2004	Nicole Ohlde
2003	Nicole Ohlde

## SENIOR CLASS AWARD FINALISTS

2013	Brittany Chambers
2010	Ashley Sweat
2009	Shalee Lehning
2005	Kendra Wecker (national winner)
2004	Nicole Ohlde

## NCAA WOMAN OF THE YEAR STATE FINALISTS

2005	Kendra Wecker (Kansas)
2004	Nicole Ohlde (Kansas)

## POSTSEASON WNIT AWARDS

2013	Brittany Chambers (All-Tournament)
2007	Ashley Sweat (All-Tournament)
2006	Claire Coggins (MVP) (All-Tournament)
	Kimberly Dietz (All-Tournament)

## CoSIDA ACADEMIC ALL-AMERICA

2010	Ashley Sweat	Third
2009	Shalee Lehning	Third
2005	Laurie Koehn	Second
2004	Laurie Koehn	First
	Nicole Ohlde	Second
1981	Gayla Williams	Third

## CoSIDA ACADEMIC ALL-DISTRICT 7

2017	Shaelyn Martin	First
2011	JuliAnne Chisholm	Second
	Brittany Chambers	Third
2010	Kari Kincaid	First
	Ashley Sweat	First
2009	Shalee Lehning	First
	Marlies Gipson	Second
	Ashley Sweat	Second
2008	Shalee Lehning	Third
2006	Jessica McFarland	Second
2005	Laurie Koehn	First
	Megan Mahoney	Second
	Kendra Wecker	Second
2004	Laurie Koehn	First
	Nicole Ohlde	First
	Kendra Wecker	Second
2003	Laurie Koehn	First
	Nicole Ohlde	Second
	Kendra Wecker	Second

## HAIER ACHIEVEMENT AWARD

2016	Kelly Thomson (November)
------	--------------------------

## NATIONAL 3-PT CONTEST

2017	Kindred Wesemann (winner)
2005	Laurie Koehn
	Kendra Wecker
2001	Kim Woodlee (winner)

## WNBA DRAFT PICKS

2017	Breanna Lewis
	Dallas (23rd; 2n rd)
2013	Brittany Chambers
	Los Angeles (22nd pick; 2nd rd)
2009	Shalee Lehning
	Atlanta (25th pick; 2nd rd)
2005	Kendra Wecker
	San Antonio (4th pick; 1st rd)
2005	Megan Mahoney
	Connecticut (34th pick; 3rd rd)
2004	Nicole Ohlde
	Minnesota (6th pick; 1st rd)
2000	Olga Firsova
	New York (13th pick; 1st rd)
2000	Shanele Stires
	Minnesota (56th pick; 4th rd)



## BIG 12 CONFERENCE HONORS

### BIG 12 COACH OF THE YEAR

2008	Deb Patterson
2002	Deb Patterson

### BIG 12 PLAYER OF THE YEAR

2005	Kendra Wecker
2004	Nicole Ohlde
2003	Nicole Ohlde

### BIG 12 SCHOLAR-ATHLETE OF THE YEAR

2016	Kindred Wesemann
2013	Brittany Chambers

### BIG 12 FRESHMAN OF THE YEAR

2001	Nicole Ohlde
------	--------------

### ALL-BIG 12 CONFERENCE

2017	Breanna Lewis	First
	Kindred Wesemann	First
2016	Breanna Lewis	First
	Kindred Wesemann	Second
	Breanna Lewis	All-Defensive
2015	Breanna Lewis	Second
	Ashia Woods	HM
	Breanna Lewis	All-Defensive
2014	Leticia Romero	Second
	Leticia Romero	Freshman
2013	Brittany Chambers	First
2012	Brittany Chambers	First
	Jalana Childs	First
2011	Brittany Chambers	First
	Jalana Childs	Second
2010	Ashley Sweat	First
2009	Shalee Lehning	First
	Ashley Sweat	First
	Marlies Gipson	Second
2008	Kimberly Dietz	First
	Shalee Lehning	First
	Marlies Gipson	Second
2007	Claire Coggins	Second
	Shalee Lehning	HM
	Ashley Sweat	All-Rookie
2006	Claire Coggins	Second
	Marlies Gipson	All-Rookie
2005	Kendra Wecker	First
	Laurie Koehn	Second
	Megan Mahoney	HM
2004	Nicole Ohlde	First
	Kendra Wecker	First
	Laurie Koehn	Second
	Megan Mahoney	HM
2003	Nicole Ohlde	First
	Kendra Wecker	First
	Megan Mahoney	First
2002	Nicole Ohlde	First
	Laurie Koehn	Third
	Kendra Wecker	Third
2001	Nicole Ohlde	Third
2000	Angie Finkes	HM
	Olga Firsova	HM
	Nicky Ramage	HM
1999	Nicky Ramage	Third
	Angie Finkes	HM
	Olga Firsova	HM
1998	Angie Finkes	HM
	Brit Jacobson	HM
1997	Andria Jones	First
	Missy Decker	HM

### ALL-BIG 12 TOURNAMENT

2005	Megan Mahoney, Kendra Wecker
2002	Kendra Wecker
1997	Andria Jones (MVP), Brit Jacobson

### ACADEMIC ALL-BIG 12

2017 (8)	Kayla Goth	First
	Breanna Lewis	First
	Shaelyn Martin	First
	Kaylee Page	First
	Jessica Sheble	First
	Kelly Thomson	First
	Kindred Wesemann	First
	Lanie Page	Second
2016 (7)	Bri Craig	First
	Shaelyn Martin	First

	Kaylee Page	First
	Antoinette Taylor	First
	Kelly Thomson	First
	Kindred Wesemann	First
	Jessica Sheble	Second
2015 (4)	Heidi Brown	First
	Bri Craig	First
	Kindred Wesemann	First
	Ashia Woods	Second
2014 (6)	Chantay Caron	First
	Bri Craig	First
	Katya Leick	First
	Kelly Thomson	First
	Heidi Brown	Second
	Ashlynn Knoll	Second
2013 (5)	Chantay Caron	First
	Brittany Chambers	First
	Kendra Spresser	First
	Mariah White	First
	Heidi Brown	Second
2012 (4)	Brittany Chambers	First
	JuliAnne Chisholm	First
	Emma Ostermann	First
	Jalana Childs	Second
2011 (6)	Brittany Chambers	First
	JuliAnne Chisholm	First
	Kelsey Hill	First
	Shalin Spani	First
	Taelor Karr	Second
	Alina Voronenko	Second
2010 (4)	Ashley Sweat	First
	Kari Kincaid	First
	Shalin Spani	First
	Jalana Childs	First
2009 (8)	Marlies Gipson	First
	Kelsey Hill	First
	Kari Kincaid	First
	Shalee Lehning	First
	Kelsey Nelson	First
	Shalin Spani	First
	Ashley Sweat	First
	Danielle Zanotti	First
2008 (8)	Kimberly Dietz	Second
	Marlies Gipson	First
	Kari Kincaid	First
	Shalee Lehning	First
	Carolyn McCullough	First
	Ashley Sweat	First
	Shana Wheeler	First
	Danielle Zanotti	First
2007 (6)	Kimberly Dietz	Second
	Marlies Gipson	First
	Shalee Lehning	First
	Carolyn McCullough	First
	Shana Wheeler	First
	Danielle Zanotti	First
2006 (4)	Kimberly Dietz	First
	Carolyn McCullough	First
	Jessica McFarland	First
	Twigg McIntyre	First
2005 (6)	Laurie Koehn	First
	Megan Mahoney	First
	Jessica McFarland	First
	Twigg McIntyre	First
	Kendra Wecker	First
	Brie Madden	Second
2004 (8)	Laurie Koehn	First
	Megan Mahoney	First
	Kimmery Newsom	First
	Nicole Ohlde	First
	Kendra Wecker	First
	Chelsea Domenico	Second
	Amy Dutmer	Second
	Brie Madden	Second
2003 (8)	Laurie Koehn	First
	Brie Madden	First
	Megan Mahoney	First
	Kimmery Newsom	First
	Nicole Ohlde	First
	Kendra Wecker	First
	Chelsea Domenico	Second
	Amy Dutmer	Second
2002 (3)	Andrea Armstrong	First
	Nicole Ohlde	First
	Kristin Rethman	First
2001 (5)	Morgen Finneran	First
	Kristin Rethman	First

	Marshela Webb	First
	Kim Woodlee	First
	Denisha Ferguson	HM
2000 (7)	Jenny Coalson	First
	Kristin Rethman	First
	Marshela Webb	First
	Kim Woodlee	First
	Angie Finkes	HM
	Morgen Finneran	HM
	Olga Firsova	HM
1999 (5)	Morgen Finneran	First
	Olga Firsova	First
	Kristin Rethman	First
	Kim Woodlee	First
	Angie Finkes	HM
1998 (4)	Jenny Coalson	First
	Morgen Finneran	First
	Brit Jacobson	First
	Kim Woodlee	First
1997 (7)	Jenny Coalson	First
	Missy Decker	First
	Angie Finkes	First
	Kjersten Larson	First
	Sara Munson	First
	Nicky Ramage	First
	Andria Jones	HM

### BIG 12 PLAYERS OF THE WEEK

2013	Brittany Chambers	March 4
2012	Brittany Chambers	Jan. 9
2011	Mariah White	Nov. 15
	Brittany Chambers	Feb. 7
	Brittany Chambers	March 6
	Ashley Sweat	Nov. 23
2010	Shalee Lehning	March 9
2009	Marlies Gipson	Jan. 28
2008	Shalee Lehning	Mar. 7
	Kendra Wecker	Nov. 29
	Kendra Wecker	Jan. 3
	Kendra Wecker	Feb. 28
2004	Nicole Ohlde	Jan. 12
	Nicole Ohlde	Feb. 2
	Kendra Wecker	Feb. 9
	Kendra Wecker	Mar. 1
	Nicole Ohlde	Mar. 8
2003	Nicole Ohlde	Dec. 2
	Nicole Ohlde	Feb. 8
	Nicole Ohlde	Feb. 23
	Kendra Wecker	Jan. 13
	Kendra Wecker	Jan. 25
	Nicole Ohlde	Jan. 7
2002	Nicky Ramage	Nov. 23
1999	Angie Finkes	Jan. 26
1998	Andria Jones	Jan. 6

### BIG 12 ROOKIES OF THE WEEK

2017	Peyton Williams	Dec. 5
	Peyton Williams	Nov. 14
2014	Leticia Romero	March 3
	Leticia Romero	Feb. 3
	Leticia Romero	Jan. 20
	Leticia Romero	Nov. 11
2010	Brittany Chambers	Dec. 7
	Taelor Karr	Jan. 18
2009	Jalana Childs	Feb. 16
2006	Shalee Lehning	Dec. 12
	Marlies Gipson	Jan. 30
2002	Laurie Koehn	Jan. 27
	Laurie Koehn	Jan. 14
	Kendra Wecker	Jan. 7
	Kendra Wecker	Dec. 10
	Kendra Wecker	Nov. 26
2001	Nicole Ohlde	Feb. 12
	Nicole Ohlde	Dec. 18
	Nicole Ohlde	Nov. 27
1999	Olga Firsova	Nov. 23
	Kristin Rethman	Feb. 8
1998	Ewa Laskowska	Dec. 1
1997	Angie Finkes	Mar. 3

## BIG 8 CONFERENCE HONORS

### BIG EIGHT COACH OF THE YEAR

1987	Matilda Mossman
------	-----------------

### BIG EIGHT PLAYER OF THE YEAR

1990	(co) Diana Miller
------	-------------------

### BIG EIGHT NEWCOMER OF THE YEAR

1994	Shawnda DeCamp
1989	Mary Jo Miller

### ALL-BIG EIGHT TOURNAMENT

1991	Nadira Hazim
1990	Nadira Hazim, Diana Miller
1987	Carlisa Thomas (MVP)
1986	Amanda Holley
1984	Angie Bonner, Tina Dixon
1983	Angie Bonner, Priscilla Gary
1982	Tammie Romstad (MVP), Priscilla Gary
1981	Shelley Hughes, Gayla Williams
1980	Eileen Feeney, Tammie Romstad
1979	LeAnn Wilcox
1978	LeAnn Wilcox

### ALL-BIG EIGHT CONFERENCE

1996	Missy Decker	HM
	Brit Jacobson	HM
	Andria Jones	HM
1995	Shanele Stires	First
	Brit Jacobson	HM
1994	Shawnda DeCamp	Second
	Shanele Stires	Second
1993	Shanele Stires	Second
	Leah Honeycutt	HM
1992	Mary Jo Miller	Second
	Leah Honeycutt	HM
1991	Diana Miller	First
	Nadira Hazim	First
1990	Diana Miller	First
	Nadira Hazim	Second
1989	Nadira Hazim	Second
	Diana Miller	HM
1988	Janet Madsen	HM
	Diana Miller	HM
1987	Carlisa Thomas	Second
	Sue Leiding	HM
1986	Carlisa Thomas	Second
	Amanda Holley	HM
1985	Cassandra Jones	Second
	Jennifer Jones	Second
	Carlisa Thomas	HM
1984	Angie Bonner	Second
1983	Priscilla Gary	First
	Angie Bonner	Second
1982	Priscilla Gary	First
	Tammie Romstad	First
1981	Gayla Williams	First
	Shelley Hughes	Second
	Dee Weinreis	Second
1980	Eileen Feeney	Second
	Tammie Romstad	Second
	Kim Price	HM



### NATIONAL TEAM PLAYERS

#### U.S. WORLD CHAMPIONSHIP FOR YOUNG WOMEN NATIONAL TEAM

2003 Nicole Ohlde, Kendra Wecker  
 2002 Laurie Koehn, Nicole Ohlde

#### U.S. WOMEN'S PAN AMERICAN GAMES TEAM

2003 Laurie Koehn

#### U.S. JUNIOR WORLD QUALIFYING TEAM

2000 Laurie Koehn

#### FIBA U19 WORLD CHAMPIONSHIPS FOR WOMEN - SPAIN

2013 Leticia Romero

#### BIG 12 SELECT TEAM

2002 Kristin Rethman  
 2000 Nicky Ramage

#### BIG EIGHT SELECT TEAM

1992 Leah Honeycutt  
 1990 Nadira Hazim  
 1991 Mary Jo Miller, Diana Miller

#### U.S. SELECT NATIONAL TEAM

1977 Tammie Romstad

#### NATIONAL SPORTS FESTIVAL

1982 Angie Bonner, Cindy Durham  
 1981 Becky Dobbins  
 1979 Shelly Hughes, Jean Rosie, Gayla Williams

#### ATHLETES IN ACTION

1982 Becky Dobbins  
 1979 LeAnn Wilcox

### KANSAS STATE ATHLETICS HALL OF FAME (WOMEN'S BASKETBALL INDUCTEES)

#### 1998 INDUCTION CLASS

Priscilla Gary-Sweeney Women's Basketball (1982-83)

#### 2003 INDUCTION CLASS

Judy Akers Women's Basketball Coach (1968-79)

#### 2004 INDUCTION CLASS

Lynn Hickey Women's Basketball Coach (1979-84)

#### 2013 INDUCTION CLASS

Tammie Romstad Women's Basketball (1978-82)

#### 2016 INDUCTION CLASS

Nicole Ohlde Women's Basketball (2000-04)  
 Kendra Wecker Women's Basketball (2001-05)

### KANSAS SPORTS HALL OF FAME (WOMEN'S BASKETBALL INDUCTEES)

#### 2011 INDUCTION CLASS

Kendra Wecker Women's Basketball (2001-05)

#### 2013 INDUCTION CLASS

Nicole Ohlde Women's Basketball (2000-04)

#### 2015 INDUCTION CLASS

Shalee Lehning Women's Basketball (2005-09)

#### 2017 INDUCTION CLASS

Priscilla Gary Women's Basketball (1981-83)



Kansas State Hall of Famer Lynn Hickey (above) holds the K-State record for career winning percentage, winning 76.2 percent of games during her five-year tenure with the Wildcats.



Kendra Wecker, Nicole Ohlde and Laurie Koehn (above) all represented the United States in international competition during the summer of 2003. Ohlde and Wecker were both members of the gold-medal winning 2003 USA Basketball World Championship For Young Women Team in Sibenik, Croatia. Koehn, meanwhile, was a member of the 2003 USA Basketball Women's Pan American Games Team which won silver in Santa Domingo, Dominican Republic.



At 5-foot-3 former Wildcat Linda Domnick (21) is the shortest player ever to wear a Kansas State uniform.

WILDCATS BY HEIGHT

5-3	Linda Domnick
5-4	Shalondra Booker, Kristy Thomas, Dawn Stoehr, Theza Fitzpatrick, Betsy Sloan, Jill Bleier
5-5	Kendra Spresser, Kelsey Hill, Twiggly McIntyre, April Sailors, Mary Jo Miller, Elyse Funk, Priscilla Gary
5-6	Haley Texada, Chelsea Domenico, Kimmerly Newsom, Essence Perry, Stacy Neal, Michelle Johnson, Lori Nelson, Cheryl Jackson, Gayla Williams
5-7	<b>Karyla Middlebrook</b> , Kindred Wesemann, Antoinette Taylor, Marissa Ellis, Mariah White, Dee DeShay, Brit Jacobson, Carlene Mitchell, Andrea O'Neal, Nadira Hazim, Carol Smith, Leann Kuebelbeck, Cassandra Jones, Kim White, Danna Harrington, Jean Roise, Melanie Lees
5-8	<b>Alisa Wiggins</b> , Deborah Meeks, Leticia Romero, Brittany Chambers, Emma Ostermann, Taelor Karr, Laurie Koehn, Kari Hanson, Kim Woodlee, Kjersten Larson, Dana Pollock, Gretchen Bertrand, Janet Madsen, Susan Green, Tracey Bleczynski, Sheila Hubert, Denae Stensaas, Sheronda Jenkins, Kari Jones, LeAnn Wilcox
5-9	Stephanie Wittman, Shalee Lehnning, Kelsey Nelson, Kimberly Dietz, Kristin Rethman, Shawnda DeCamp, Amanda Chamberlain, Risha Grant, Kelly Moylan, Nicole Brown, Arneetrice Cobb, Amy Davidson, Carlisa Thomas, Andrea James, Jeanne Daniels, Karen Coupe, Angie Taylor, Taryn Bachis, Michelle Campbell
5-10	<b>Cymone Goodrich</b> , Anna Hammaker, Kelly Thomson, Bri Craig, Heidi Brown, Ashia Woods, Tasha Dickey, Kari Kincaid, Marshela Webb, Morgen Finneran, Missy Decker, Allison Chonko, Leah Honeycutt, Diana Miller, Rita Matteucci, Shelley Woodard, Marilee Drouhard, Shannon Huffman
5-11	Lauren Mertz, Ashlynn Knoll, Chantay Caron, JuliAnne Chisholm, Claire Coggins, Naytanda Smith, Kendra Wecker, Jenny Coalson, Brandy Harris, Sara Munson, Jamie Koester, Dee Ella Lewis, Shanele Stires, Lynn Holzman, Kristie Bahner, Barbara Gilmore, Karen Franklin, Eileen Feeney, Lori Coulter
6-0	<b>Kayla Goth</b> , Brianna Kulas, Shalin Spani, Marlies Gipson, Megan Mahoney, Amy Dutmer, Kayla Hester, Carrie Ragar, Mendy Benson, Jaime White, Julia Begley, Sheila Cherry, Cindy Durham, Kerry Hawley, Erin Schreiber, Beckie Smatana
6-1	<b>Rachel Ranke</b> , <b>Shaelyn Martin</b> , Erica Young, Megan Deines, Stacey Malone, Katya Leick, Carolyn McCullough, Angie Finkes, Nicky Ramage, Andria Jones, Dionne Burwell, Joey Ward, Pam Stoltz, Stacey Boyle, Amanda Holley, Jennifer Jones, Angie Bonner, Kim Price, Becky Dobbins, Shelly Hughes, Brenda Dutton
6-2	<b>Kali Jones</b> , Ashley Jones, Branshea Brown, Jalana Childs, Jenny Gilbertson, Alina Voronenko, Ashley Sweat, Danielle Zanotti, Shana Wheeler, Jackie Stanley, Andrea Armstrong, Heather Smith, Kari Willingham, Lisa Gaitor, JoMoree Grattan, Jennifer Grebing, Polly Williams, Susan Leiding, Dee Weinreis, Tammie Romstad, Jessica McFarland, Shanda Murdoch
6-3	<b>Kaylee Page</b> , Lanie Page, Jessica Sheble, JoAnn Hamlin, Brie Madden, Danielle Hutton, Amy Frei, Sheryl Pfalzgraf, Tina Dixon
6-4	<b>Mary Lakes</b> , <b>Ashley Ray</b> , <b>Peyton Williams</b> , <b>Eternati Willock</b> , Patty Johnson, Stephanie Lane
6-5	Breanna Lewis, Nicole Ohlde
6-6	Olga Firsova
6-7	<b>Anastasia Tsybaeva</b>

Current Players in BOLD



At 6-foot-7 current Wildcat Anastasia Tsybaeva is the tallest player ever to wear a Kansas State uniform.

ALL-TIME JERSEY NUMBERS

00	Andrea Armstrong	30	Shana Wheeler, Nadira Hazim, Taryn Bachis
0	<b>Anastasia Tsybaeva</b> , Jessica Sheble	31	Kari Willingham, Stephanie Lane, Sheryl Pfalzgraf, Jean Roise, Shannon Huffman
1	<b>Kaylee Page</b> , Haley Texada	32	Alina Voronenko, Jamie Koester, Shawnda DeCamp, Leah Honeycutt, Jaime White, Susan Leiding, Becky Dobbins, Lori Coulter
2	<b>Cymone Goodrich</b> , Erica Young, Brittany Chambers, Kelsey Nelson	33	<b>Ashley Ray</b> , Jalana Childs, Shanda Murdoch, Essence Perry, Sara Munson, Risha Grant, Nicole Brown, Diana Miller, Kim White, Tammie Romstad (retired)
3	Lanie Page, Deborah Meeks, Nicole Ohlde (retired)	34	Branshea Brown, Megan Mahoney, Andria Jones, Julia Begley, Angie Bonner, Shelly Hughes
4	Katya Leick, Ashley Sweat, Kimmerly Newsom, Brit Jacobson, JoMoree Grattan	35	Danielle Hutton, Brandy Harris, Cindy Durham, Angie Bonner
5	<b>Alisa Wiggins</b> , Mercedes Brooks, Shalee Lehnning (retired), Olga Firsova, Shanele Stires	40	<b>Mary Lakes</b> , JoAnn Hamlin, Amy Frei, Leann Kuebelbeck, Karen Franklin
10	<b>Kayla Goth</b> , Leticia Romero, Heidi Brown, Kelsey Hill, Laurie Koehn, Heather Smith, Cheryl Jackson, Priscilla Gary (retired), Karen Coupe	41	Kari Kincaid, Sunny Jacobson
11	<b>Peyton Williams</b> , Antoinette Taylor, Chantay Caron, Shalondra Booker, Dawn Stoehr, Susan Green, Andrea James, Melanie Lees	42	Brie Madden, Angie Finkes, Kayla Hester, Mendy Benson, JoMoree Grattan, Sheila Cherry, Stacy Boyle
12	<b>Rachel Ranke</b> , Kelly Thomson, Taelor Karr, Kristin Rethman, Allison Chonko, Dee Ella Lewis, Betsy Sloan	43	Pam Stoltz, Erin Schreiber, Brenda Dutton
13	<b>Eternati Willock</b> , Lauren Mertz, Kendra Spresser, Tasha Dickey, Brianna Kulas, Kimberly Dietz, Carlene Mitchell, Lynn Holzman, Rita Matteucci, Jill Bleier, Kari Jones	44	Carolyn McCullough, Denisha Ferguson, Lisa Gaitor, Kristie Bahner
14	Stephanie Wittman, Claire Coggins, April Sailors, Kjersten Larson, Kelly Moylan, Carol Smith, Tracey Bleczynski, Sheronda Jenkins, Shelley Woodard, Gayla Williams	45	Jenny Gilbertson, Amy Dutmer, Nicky Ramage, Patty Johnson, Amy Davidson
15	<b>Kali Jones</b> , Megan Deines, Heidi Brown, Twiggly McIntyre, Leah Honeycutt, Lori Nelson, Janet Madsen, Cassandra Jones, Eileen Feeney	50	<b>Shaelyn Martin</b> , Jessica McFarland, Morgen Finneran, Carrie Ragar
20	Bri Craig, Emma Ostermann, Kristy Thomas, Gretchen Bertrand, Elyse Funk, Denae Stensaas, Michelle Campbell	51	Marlies Gipson, Amanda Holley
21	Karyla Middlebrook, Ashley Jones, Ashlynn Knoll, JuliAnne Chisholm, Kari Hanson, Kim Woodlee, Stacy Neal, Mary Jo Miller, Theza Fitzpatrick, Linda Domnick, Danna Harrington, Kim Price	52	Stephanie Lane
22	<b>Karyla Middlebrook</b> , Breanna Lewis, Mariah White, Chelsea Domenico, Dee DeShay, Amanda Chamberlain, Joey Ward, Polly Williams, Tracey Bleczynski, Jennifer Jones, Jeanne Daniels	53	Kendra Wecker (retired)
23	Anna Hammaker, Ashia Woods, Shalin Spani, Jenny Coalson, Andrea O'Neal, Michelle Johnson, Sheila Cherry, Arneetrice Cobb, Carlisa Thomas, Dee Weinreis, LeAnn Wilcox	54	Dionne Burwell, Jennifer Grebing
24	Kindred Wesemann, Marissa Ellis, Naytanda Smith, Marshela Webb, Dana Pollock, Kerry Hawley, Tina Dixon, Barbara Gilmore, Angie Taylor		
25	Stacey Malone, Danielle Zanotti, Missy Decker, Sheila Hubert, Marilee Drouhard, Beckie Smatana		

Current Players in BOLD

55

The only available number to never have been worn in school history is number 55.





1906 Women's Basketball Team

Even though the present women's basketball program at Kansas State began intercollegiate play in 1968, the roots go back much further. Julius Terrass Willard, a chemistry professor from 1901-1944, penned this account shortly after his arrival at the school, explaining how the game took hold at the Kansas State College of Agriculture and Applied Science. His account states that young women were the first students to begin playing the popular game in the spring of 1901.

Willard writes that several hundred people witnessed the first public basketball game at K-State on May 25, 1901 as the "Purples" took on the "Reds." The Purple team, consisting of team captain Frances McCreary, Gussie Griffing, Bessie Mudge, Cora Baird and Mable Stevens, scored a 9-2 victory over the Red team of captain Anna Summers, Myrtle Toothaker, Esther Hanson, Laura Ware and Olive Dunlap. Gertrude Williams, director of physical training at K-State, refereed the game.

Women continued to play basketball in the women's gymnasium, but it was announced on campus that they would not be allowed to play any more games outdoors. Furthermore, only immediate friends and families of the participants were allowed to attend. Interclass competitions were played, and at one point, the freshman team challenged the female members of the faculty. The freshman team came away with a resounding 46-4 victory over their instructors. In November of 1902, the young women asked for permission to play intercollegiate games, but the faculty turned down their request "on a close vote."

Over the next few years, groups of faculty members continued to use the women's gymnasium to play basketball, but according to Willard, "blacked eyes and other casualties and possibly other considerations, prevented any excessive development of the sport in the faculty."

The faculty's decision did not keep students from continuing to

play basketball. Women continued to join intramural teams through the physical education program and compete between classes and sororities for the college championship. In fact, the 1921 Royal Purple reported that the women's game continued to grow in popularity and "almost 200 tried out for places on class teams. The class games were well attended, and a large amount of interest shown by others than the girls playing." However, it wasn't until the 1968-69 season that women's basketball was added as an intercollegiate sport.

#### KANSAS STATE WOMEN'S BASKETBALL TIMELINE

**1901** - First women's basketball game played: Purples 9, Reds, 2.

**1964** - Kansas State joins the Big Eight Conference with Colorado, Iowa State, Kansas, Nebraska, Oklahoma, Oklahoma State and Missouri.

**1968** - Judy Akers named Kansas State's first women's basketball head coach; First intercollegiate game: K-State 38, Bethel 25; Kansas State reaches first postseason tournament, WNIT.

**1971-72** - Wildcats make first appearance in AIAW Tournament; Kansas State hosts first regular season tournament; K-State posts first undefeated season in Ahearn Field House with a 6-0 record.

**1972** - Title IX becomes law: Judy Akers leads the Wildcats to the program's 50th win with a 57-32 victory over Dickinson State on March 10, 1972.

**1976** - LeAnn Wilcox earns Kansas State's first women's basketball scholarship. Kansas State registers its first Big Eight Conference win with a 62-53 victory over Nebraska on Jan. 16, 1976.

**1975-76** - Wildcats win first regular-season and championship Big Eight titles; Led by Janet Reusser's 23 points on 10-of-19 shooting from the field, K-State captures the 100th victory in the program's history, an 80-37 win

#### K-State By the Numbers

- 1** - Postseason title (2006 WNIT)
- 2** - Big 12 titles (2004 & 2008)
- 3** - 2,000-point scorers in school history
- 8** - WNBA Draft picks
- 12** - All-Americans
- 15** - NCAA Tournament appearances
- 24** - 20-win seasons
- 40** - 1,000-point scorers in school history
- 45** - All-Big 12 honors
- 50** - Seasons of women's basketball at K-State
- 122** - Academic All-Big 12 selections
- 914** - Wins in program history

over KU on Jan. 24, 1975. Kansas State beats first ranked team — No. 4 Stephen F. Austin, 63-46. Marsha Poppe and Janet Reusser tally 14 and 12 points, respectively, while Greta Sigel grabs a team-high 10 rebounds.

**1976-77** - Kansas State earns its first national ranking - 19th - to open the 1976-77 season.

**1978-79** - Judy Akers and the 'Cats register the program's 200th win with a 64-62 victory at Missouri on Feb. 6, 1979. Laurie Miller and Tammie Romstad each scored 14 points for Kansas State. Judy Akers resigns as K-State's head coach; Lynn Hickey named second Kansas State coach.




The 1917 women's basketball team



1968-69 Women's Basketball Team





**The Big Four (left) comprised of former Wildcats Nicole Ohlde, Kendra Wecker, Megan Mahoney and Laurie Koehn all eclipsed 1,000 career points in 2003-04, making Kansas State one of 15 known teams in NCAA Division I women's basketball history to have had four 1,000-point scorers on an active roster in the same season.**

**1979-80** - Kansas State posts its second undefeated season in Ahearn Field House (11-0).

**1981-82** - Wildcats make first appearance in the NCAA Tournament; K-State reaches Elite Eight. Tammie Romstad named Kansas State's first Conference Player of the Year (Big Eight) and tournament MVP.

**1982-83** - K-State gets its 300th victory of the program, a 78-68 win at Kansas on Feb. 23, 1983. Priscilla Gary becomes K-State's first Kodak All-American; Kansas State reaches NCAA Sweet Sixteen; Wildcats post 14-0 record in Ahearn for the program's third undefeated season at home.

**1983-84** - Wildcats make third-straight appearance in NCAA Sweet Sixteen.

**1984-85** - Matilda Mossman takes over as the Wildcats' third coach.

**1986-87** - Matilda Mossman named Big Eight Coach of the Year; Carlisa Thomas named Big Eight Tournament MVP; Wildcats post 13-0 record at home, the program's fourth undefeated season in Ahearn Field House.

**1988-89** - Mary Jo Miller became first Wildcat to be named Big Eight Newcomer of the Year; Bramlage Coliseum dedicated.

**1989-90** - Gaye Griffin named K-State's fourth head coach. With a 73-54 victory at Missouri State on Dec. 19, 1989, Kansas State records its 400th win for the program. Rita Martucci tallied 25 points and 11 rebounds.

**1990-91** - Susan Yow named Kansas State's fifth head coach; Diana Miller graduates as Kansas State's all-time leading scorer with 1,705 points.

**1993-94** - Brian Agler named the Wildcats' sixth head coach; Shawnda DeCamp named Big Eight Newcomer of the Year.

**1995-96** - Kansas State wins its 500th game with an 80-67 victory over Oklahoma on Jan. 21, 1996. Jenny Coalson registered a double-double with 16 points and 12 rebounds. The win was later forfeited by K-State because of NCAA violations. Legendary coach Jack Hartman takes over the K-State coaching duties for the final seven games.

**1996-97** - Texas, Texas A&M, Texas Tech and Baylor join Kansas State, Kansas, Iowa State, Colorado, Oklahoma, Oklahoma State, Missouri and Nebraska to form the Big 12 Conference; Deb Patterson takes over as Kansas State's eighth head coach; Kansas State reaches postseason for the first time in 10 years by earning an at-large berth in the NCAA Tournament. Kansas State records its first Big 12 Conference win with a 68-67 victory over Texas on Jan. 11, 1997. Andria Jones named Associated Press All-America honorable mention and Kodak All-District V.

**1998-99** - Kansas State reaches second round of the WNIT.

**2000-01** - Nicole Ohlde named Big 12 Freshman of the Year.

**2001-02** - K-State reaches NCAA Sweet Sixteen; Deb Patterson named Big 12 Coach of the Year; Nicole Ohlde named AP honorable mention All-America; Kansas State ranked No. 11 in Associated Press Poll and No. 10 in USA Today/ESPN/WBCA Coaches Poll. Five Wildcats score in double figures to help K-State record its 600th win in the program's history. The Wildcats beat Arkansas, 82-68, in the second round of the NCAA Midwest Regional.

**2002-03** - Wildcats win a school record 29 games. Team advances to the NCAA Tournament for a second-straight year. K-State ranks No. 2 in both polls on Nov. 25, 2002, the highest national ranking ever in school history. Nicole Ohlde named to the prestigious WBCA/Kodak All-America team, only the second player in school history to do so. Ohlde also named Big 12 Conference Player of the Year and an AP first team All-America. Kendra Wecker receives AP All-America third team honors.

**2003-04** - Kansas State reigns as co-Big 12 Champions after going 14-2 in league play and tying Texas for a share of its first conference title since 1987. Nicole Ohlde repeats as Big 12 Conference Player of the Year and as a consensus first team All-American. Ohlde ends her storied four-year career as the school's all-time leading scorer and rebounder. Her No. 3 jersey is the first to be retired in school history on March 3, 2004.

**2004-05** - The Wildcats made a school-record fourth-straight NCAA Tournament appearance after advancing to their first Big 12 Conference Championship Game since the league's inception in 1997. Kendra Wecker was named Big 12 Conference Player of the Year and a consensus first team All-American. Wecker rewrote all of Nicole Ohlde's school records and became the first Wildcat and only the second player in Big 12 history to record 2,000 points and 1,000 rebounds in a career. Her No. 53 jersey is retired on Feb. 26, 2005. Wecker is part of an outstanding senior class that compiles a 104-27 overall record during their careers, marking the best four-year stretch in school history. Laurie Koehn leaves her mark as the NCAA's all-time leader in career 3-pointers made (392).

**2005-06** - The Wildcats captured the program's first-ever postseason title after cruising through the 2006 WNIT bracket at Bramlage Coliseum. Claire Coggins led the Wildcats en route to WNIT MVP honors and All-Big 12 Second Team accolades. Freshman Shalee Lehning tied a K-State single-game record with 20 rebounds in a win over Louisiana Tech.

**2006-07** - K-State made its sixth straight trip to the postseason and advanced to the WNIT Semifinals. Head coach Deb Patterson became the career wins leader for women's basketball when the Wildcats defeated UMKC, 64-56, on Dec. 9, 2006 at Municipal Auditorium in Kansas City, Mo. The Wildcats played their first triple overtime game in the program history when they fell to Wyoming in the Postseason WNIT semifinals.

**2007-08** - K-State captured its second Big 12 regular season title and first outright league crown with a 13-3 conference mark. The Wildcats earned the 10th NCAA Tournament appearance in school history and the first since the 2005 season. Head coach Deb Patterson was named Big 12

Coach of the Year, WBCA Region V Coach of the Year and finished third in the Associated Press National Coach of the Year voting. Kimberly Dietz and Shalee Lehning were named to the All-Big 12 first team, while Marlies Gipson garnered All-Big 12 second team honors. Dietz was also named an AP All-America honorable mention selection.

**2008-09** - The Wildcats earned the 11th NCAA Tournament appearance in school history. Shalee Lehning and Ashley Sweat were named to the All-Big 12 First Team, while Marlies Gipson garnered All-Big 12 Second Team honors. Lehning was also named an AP All-America honorable mention selection, a Lowe's Senior All-American first team recipient and a CoSIDA/ESPN the Magazine Academic All-America third team honoree. K-State placed a school and Big 12 record eight student-athletes on the Academic All-Big 12 First Team. Gipson, Lehning and Sweat all surpassed the 1,000-point barrier during the season becoming the first trio of teammates to have scored 1,000-points in their career since the 2004-05 season. On March 1, K-State retired the jerseys of Tammie Romstad, Priscilla Gary and Lehning.

**2009-10** - K-State became the 11th program in NCAA Division I history and the second school in the Big 12 to surpass the 775-win plateau. Ashley Sweat became the third player in school history to score 1,800 points in a career (1,805) and settled in to third in school history on the career scoring list. Sweat garnered her second All-Big 12 First Team honor and was selected to the Lowe's Senior All-America first team and the CoSIDA/ESPN the Magazine Academic All-America third team.

**2010-11** - Garnered the program's 12th appearance in the NCAA Tournament and the eighth in the Deb Patterson era, as K-State was an at-large selection to with a number 8-seed to the Philadelphia region. Registered the 22nd 20-win season in school history and the eighth during Patterson's tenure with a 21-11 record. K-State became the 13th program in NCAA Division I women's basketball history and the second school in the Big 12 to surpass the 800-win plateau with a 69-64 win at Nebraska on Feb. 19, 2011. Finished with a 10-6 record and a tie for third in the league standings. Patterson secured the 300th win of her career with a 56-53 win over Iowa State in the Big 12 Championship quarterfinals. Wildcats registered a pair of wins over Associated Press top-15 teams: No. 14 St. John's and No. 5, and eventual national champion, Texas A&M. The win over the Aggies was the fourth win in school history over a top-5 opponent. Brittany Chambers and Jalana Childs were named to the All-Big 12 first and second teams, respectively.

**2011-12** - Big 12 switches to an 18-game round-robin league schedule after the defections of Colorado (Pac-12) and Nebraska (Big Ten). Made the 13th NCAA Tournament appearance in school history and the ninth in the Patterson era, as the No. 8 seed in the Kingston Region. Registered the 23rd 20-win season in the program's history. Notched three wins over ranked opponents, including two over AP top-10 ranked foes. Team held 11 opponents to 49 points or fewer. For the first time since at least the 1986-87 season, Kansas State used the same starting lineup for all 34 games (Branshea Brown, Brittany Chambers, Jalana Childs, Tasha Dickey and Mariah White). K-State was the only team in the Big 12 to



On Dec. 7, 2016, with a 62-49 win over UT Arlington, K-State became the 20th program in NCAA Division I women's basketball history and the second in the Big 12 to reach the 900-win mark.

have the same lineup for every game and were one of 3 teams in the 2012 NCAA Tournament to use the same starting lineup for every game. Junior guard Brittany Chambers and senior forward Jalana Childs earned All-Big 12 First Team honors from the league's coaches. Chambers and Childs became the 37th and 38th players, respectively, in school history to surpass the 1,000-point mark in their careers. Chambers and Childs became the 22nd and 23rd players, respectively, in the program's history to register 1,000 points and 500 rebounds in their careers.

**2012-13** - Big 12 adds TCU and West Virginia as new members. K-State makes fourth appearance in the WNIT and 11th postseason appearance in last 12 seasons. K-State finished eighth in the Big 12 with a 5-13 record and played the final 19 games of the season with just seven players after suffering five season-ending injuries by Jan. 22. Set the school record for games played in a season with 37, including 19 home games which is second-highest number of women's home games in the 25-year history of Bramlage Coliseum, and played the first game in the program's history in the month of April. Brittany Chambers was named a 2013 Associated Press All-American honorable mention recipient, a 2013 WBCA All-America honorable mention, a Senior CLASS Award Senior All-America second team honoree, earned her third straight All-Big 12 First Team honor and was the inaugural recipient of the Big 12 Scholar-Athlete of the Year. K-State set the school and Big 12 records for 3-point field goals made (325) and attempted in a season (1,077).

**2013-14** - Became the 16th school in NCAA Division I history to reach the 850-win mark on Jan. 18, 2014 with an 80-74 win over Iowa State. Defeated an Associated Press ranked opponent for the eighth straight season. Ended a 13-game, 10-year losing streak to Oklahoma with an 86-78 win on Jan. 29, 2014. Finished 23rd in the nation in attendance. Freshman guard Leticia Romero named 2014 All-Big 12 Second Team and a unanimous selection to the All-Big 12 Freshman Team. K-State led Big 12 with six selections to the Academic All-Big 12 teams. Deb Patterson relieved of her duties as head coach following 11-19 season. Jeff Mittie hired as ninth head women's basketball coach in K-State history.

**2014-15** - Made the fifth appearance in the WNIT and the 12th postseason appearance in the last 14 seasons, as the Wildcats reached the second round of the WNIT. Improved its win total by eight wins from the previous season; third largest win improvement in program history. Jeff Mittie tallied the second most wins by a first-year head coach in program history. Mittie became the second K-State women's basketball coach to win 10 of his/her first 11 games and first since Judy Akers in 1968-69. Team registered the second-highest steal total in program history (347) and led the Big 12 in the category. K-State was second in the Big 12 in scoring defense (58.2 oppg) and third in blocks per game (4.7 bpg). Ranked 24th in the nation in average attendance and 17th in total attendance. Won 15 games at Bramlage, tying for second in program history for home wins in a season. Defeated an Associated Press ranked opponent for the ninth straight season. Breanna Lewis was named an All-Big 12 Second Team selection and earned the first All-Big 12 Defensive Team honor in program history Lewis set the school record for blocks in a season with 97. Ashia Woods was selected to the All-Big 12 Honorable Mention squad. Four players named to Academic All-Big 12 teams. Kindred Wesemann made eight 3-point field goals against Texas on Feb. 4, setting a career-high and a school record for a conference game.

**2015-16** - Made the 14th appearance in the NCAA Tournament, as the Wildcats reached the second round of the NAAs. Jeff Mittie became the first K-State women's basketball coach to win 10 of his/her first 11 games in his first two seasons. Team registered the fourth-highest block total in program history (157). K-State led the Big 12 for a second straight season in steals with 9.0 per game. K-State held its opponents to a .368 field goal percentage, the fourth-lowest mark since 1981-82. Offensively, K-State averaged 64.4 points per game, its highest mark since the 2007-08 season. The Wildcats score 75 or more points in a game 10 times, the most since the 2005-06 season. K-State registered its first 100-point game since the 2005-06 season. Ranked 21st in the nation in average

attendance and 17th in total attendance. Defeated an Associated Press ranked opponent for the 10th straight season. Breanna Lewis was named an All-Big 12 First Team selection and earned her second straight All-Big 12 Defensive Team honor. Kindred Wesemann was selected to the All-Big 12 Second Team. Wesemann named 2016 Big 12 WBB Scholar-Athlete of the Year. Seven players named to Academic All-Big 12 teams. Lewis became the 39th player in school history to score 1,000 or more points in her career. Lewis also became the 24th player in program history with 1,000 or more career points and 500 or more career rebounds. Lewis surpassed the 200 career block mark in 2015-16, becoming the third player in school history to achieve this feat. Lewis became the first player in school history to register a season with 500 or more points, 225 or more rebounds, 80 or more blocks and 45 or more steals. First season playing four 10-minute quarters.

**2016-17** - K-State notches a 23-11 overall record and 11-7 mark in Big 12 play. 15th appearance in NCAA Tournament; Wildcats hosted the tournament in Manhattan for the first time since 2003 and reached the second round. K-State ended the season ranked No. 24 in the Associated Press poll. K-State was ranked for 10 weeks in the AP poll. Tallied the most overall wins since the 2008-09 season with 23. Carded the most league wins (11) since the 2007-08 season. K-State secured the 900th win in program history on Dec. 7, 2016 against UT Arlington. Jeff Mittie became the first K-State women's basketball coach to guide the program to two NCAA Tournament appearances in their first three seasons with the program. K-State made the sixth most free throws in school history with 462; K-State made more free throws than their opponent attempted for just the second time in program history. Offensively, K-State averaged 67.5 points per game, its highest mark since the 2007-08 season. The Wildcats scored 2,294 points, the most since the 2005-06 season. Ranked 15th in the nation in average attendance and 11th in total attendance. K-State played a school record 12 teams ranked in the AP poll. Defeated four teams ranked in the AP poll, the most since the 2007-08 season. Breanna Lewis named to 2017 WBCA All-Region 3 Team. Lewis drafted by the Dallas Wings in 2017 WNBA Draft (23rd pick). Lewis and Kindred Wesemann named to the All-Big 12 First Team. Lewis earned her third straight All-Big 12 Defensive Team honor. Wesemann became the 40th player in school history to score 1,000 or more points in her career. Wesemann wins Marines Women's 3-Point Contest and Shoe Carnival Battle of Champions 3-Point Contest in Phoenix, Arizona. Eight players named to Academic All-Big 12 teams. Shaelyn Martin named 2017 CoSIDA Academic All-District VII.

## KANSAS STATE ALL-TIME ASSISTANT COACHES

<b>1974-75</b> Jane Schroeder	<b>1997-98</b> Kamie Ethridge Bridgett Bonds Williams Sue Serafini	<b>2016-17</b> Brian Ostermann Ebony Gilliam Jacie Hoyt
<b>1975-76</b> Jane Schroeder Mary Phyl Dwight	<b>1998-99</b> Kamie Ethridge Kristin Becker Sue Serafini	<b>2017-18</b> Brian Ostermann Chris Carr Jayci Stone
<b>1976-77</b> Jane Schroeder	<b>1999-2000</b> Kamie Ethridge Kristin Becker Sue Serafini	
<b>1977-78</b> Jane Schroeder Pat Dobratz	<b>2000-01</b> Kamie Ethridge Kristin Becker Sue Serafini	
<b>1978-79</b> Jane Schroeder	<b>2001-02</b> Kamie Ethridge Kristin Becker Sue Serafini	
<b>1979-80</b> Steve Silverberg	<b>2002-03</b> Kamie Ethridge Kristin Becker Sue Serafini	
<b>1980-81</b> Sally Anthony	<b>2003-04</b> Kamie Ethridge Kristin Becker Sue Serafini	
<b>1981-82</b> Sally Anthony Eileen Feeney	<b>2004-05</b> Kamie Ethridge Shelley Jarrard Stephanie White	
<b>1982-83</b> Sally Anthony Eileen Feeney	<b>2005-06</b> Kamie Ethridge Shelley Jarrard Jennie Lillis	
<b>1983-84</b> Sally Anthony Eileen Feeney	<b>2006-07</b> Kamie Ethridge Kelly Moylan Andria Jones	
<b>1984-85</b> Margaret Thomas Priscilla Gary	<b>2007-08</b> Kamie Ethridge Kelly Moylan Andria Jones	
<b>1985-86</b> Margaret Thomas Eddie Vaughn	<b>2008-09</b> Kamie Ethridge Kelly Moylan Andria Jones	
<b>1986-87</b> Eddie Vaughn Terri Lasswell	<b>2009-10</b> Kamie Ethridge Kelly Moylan Shalee Lehnig	
<b>1987-88</b> Terri Lasswell Jane Lobenstein	<b>2010-11</b> Kamie Ethridge Kelly Moylan Shalee Lehnig	
<b>1988-89</b> Terri Lasswell Gaye Griffin	<b>2011-12</b> Kamie Ethridge Kelly Moylan Shalee Lehnig	
<b>1989-90</b> Gaye Griffin Susan Kubala Lynne Fitzgerald	<b>2012-13</b> Kamie Ethridge Kelly Moylan Shalee Lehnig	
<b>1990-91</b> Sue Doran Sharon Allen Meg Matsakis	<b>2013-14</b> Kamie Ethridge Kelly Moylan Shalee Lehnig	
<b>1991-92</b> Sue Doran Jan Chance Joellen Bieber	<b>2014-15</b> Brian Ostermann Ebony Gilliam Claire Coggins	
<b>1992-93</b> Sue Doran Jan Chance Joellen Bieber	<b>2015-16</b> Brian Ostermann Ebony Gilliam Jacie Hoyt	
<b>1993-94</b> Kelly Kramer Lori Armendariz Tammie Romstad		
<b>1994-95</b> Kelly Kramer Lori Armendariz Tammie Romstad		
<b>1995-96</b> Kelly Kramer Lori Armendariz LaTonya Tate		
<b>1996-97</b> Kamie Ethridge Bridgett Bonds Williams Sue Serafini		







**BAHNER**

**BROWN**

**COALSON**

**DANIELS**

**DECKER**

**GREEN**

**HONEYCUTT**

**KINCAID**

**LAUGHLIN**

**LEIDING**

**A**

Affolter, Jackie — 5-8, F, #  
Morganville, Kan., 0.9 ppg, 1.0 rpg  
Akers, Jane  
Armstrong, Andrea — 6-2, F/C, #00  
Lakeside, Ore., 3.8 ppg, 2.2 rpg

**B**

Bachis, Taryn — 5-9, G, #30  
Albuquerque, N.M., 10.2 ppg, 3.9 rpg  
Bahner, Kristie — 5-11, C, #44  
Topeka, Kan., 9.2 ppg, 6.3 rpg  
Begley, Julia — 6-1, F, #34  
Hugoton, Kan., 1.3 ppg, 1.1 rpg  
Bertrand, Gretchen — 5-8, PG, #20  
Colby, Kan., 3.8 ppg, 1.5 rpg  
Bleczinski, Tracey — 5-8, F, #14 & #22  
Shawnee Mission, Kan., 6.5 ppg, 4.2 rpg  
Bleier, Jill — 5-4, G, #13  
Holton, Kan., 0.7 ppg, 0.0 rpg  
Boggs, Beth — 6-1, C, #  
Lenexa, Kan., 5.5 ppg, 4.6 rpg  
Booker, Shalondra — 5-4, G, #11  
Detroit, Mich., 2.5 ppg, 1.5 rpg  
Boley, Sally — 5-6, G, #  
Harveyville, Kan., 0.0 ppg, 0.0 rpg  
Bonner, Angeline — 6-1, C, #34 & #35  
St. Louis, Mo., 12.7 ppg, 5.9 rpg  
Boyle, Stacey — 6-1, C, #42  
Dodge City, Kan., 5.3 ppg, 3.3 rpg  
\*Brock, Sharon — 5-8, F  
Neosho, Mo., 1.1 ppg, 1.5 rpg  
Brown, Branshea — 6-2, F, #34  
Walterboro, S.C., 3.9 ppg, 4.2 rpg  
Brown, Heidi — 5-10, G, #10 & #15  
Plains, Kan., 0.9 ppg, 1.1 rpg  
\*Brown, Sheila

**C**

Campbell, Michelle — 5-9, F, #  
Westmoreland, Kan., 2.8 ppg, 1.9 rpg  
Caron, Chantay — 5-11, G/F, #11  
Lawrence, Kan., 2.5 ppg, 2.5 rpg  
Carr, Sharon — 5-9, G, #  
Chicago, Ill., 1.1 ppg, 0.5 rpg  
Chamberlain, Amanda — 5-9, PG, #22  
Holton, Kan., 2.5 ppg, 2.7 rpg  
Chambers, Brittany — 5-8, G, #2  
Jordan, Minn., 16.0 ppg, 6.4 rpg  
Cherry, Sheila — 6-0, F, #23 & #42  
Salina, Kan., 2.3 ppg, 2.0 rpg  
Childs, Jalana — 6-2, F, #33  
Orlando, Fla., 9.4 ppg, 3.8 rpg  
Chisholm, JuliAnne — 5-11, G/F, #21  
Hillsboro, Kan., 1.7 ppg, 1.2 rpg  
Chonko, Allison — 5-10, G, #12  
Overland Park, Kan., 1.3 ppg, 1.3 rpg  
Coalson, Jenny — 5-11, F/G, #23  
Calhan, Colo., 4.9 ppg, 4.9 rpg  
Cobb, Arnette — 5-9, G/F, #23  
Gary, Ind., 4.7 ppg, 2.7 rpg  
Coggins, Claire — 5-11, G/F, #14  
Lee's Summit, Mo., 10.0 ppg, 2.8 rpg  
Coulter, Lori — 5-11, F, #32  
Hastings, Neb., 1.1 ppg, 0.8 rpg  
Craig, Bri — 5-9, G, #20  
Lincoln, Neb., 6.1 ppg, 2.5 rpg

**D**

Daniels, Jeanne — 5-9, F, #22  
Valley Center, Kan., 6.6 ppg, 3.6 rpg  
\*Davenport, Donita  
Manhattan, Kan.  
Davidson, Amy — 5-9, G, #45  
Edina, Minn., 3.8 ppg, 1.8 rpg  
DeCamp, Shawnda — 5-9, G, #32  
Locust Grove, Okla., 17.3 ppg, 3.3 rpg  
Decker, Missy — 5-10, G, #25  
Rochester, Minn., 7.6 ppg, 2.1 rpg  
Deines, Megan — 6-1, G, #15  
Springfield, Mo., 9.6 ppg, 2.2 rpg

DeShay, Dee — 5-7, G, #22  
Cedar Creek, Texas, 1.0 ppg, 0.9 rpg  
Dickey, Tasha — 5-11, G, #13  
Sandy, Utah, 9.9 ppg, 4.1 rpg  
Dietz, Kimberly — 5-9, G, #13  
Boulder, Colo., 10.5 ppg, 2.4 rpg  
Dixon, Tina — 6-3, C, #24  
Kansas City, Mo., 9.9 ppg, 6.3 rpg  
Dobbins, Becky — 5-11, F, #32  
Humboldt, Kan., 2.6 ppg, 1.9 rpg  
Domnick, Linda — 5-3, G, #21  
Anthony, Kan., 0.5 ppg, 0.2 rpg  
Domenico, Chelsea — 5-6, G, #22  
Thornton, Colo., 1.9 ppg, 2.0 rpg  
\*Drake, Patricia  
Drouhard, Marilee — 5-10, F, #25  
Danville, Kan.  
\*Duffey, Deanna  
Colby, Kan.  
Durham, Cindy — 6-0, F, #35  
Independence, Mo., 4.8 ppg, 2.0 rpg  
Dutmer, Amy — 6-0, F, #45  
York, Neb., 3.0 ppg, 1.5 rpg

**E**

\*Ewing, Martha

**F**

\*Fair, Arlene  
Alden, Kan.  
Feeney, Eileen — 5-11, F, #15  
East Hanover, N.J., 12.5 ppg, 5.8 rpg  
\*Felbush, Nina  
Abilene, Kan.  
Ferguson, Denisha — 6-1, F, #44  
Clarksville, Tenn., 3.2 ppg, 2.6 rpg  
Finkes, Angie — 6-1, C, #42  
St. Paris, Ohio, 11.4 ppg, 5.5 rpg  
Finneran, Morgen — 5-10, G, #50  
Granbury, Texas, 1.3 ppg, 1.2 rpg  
Firsova, Olga — 6-6, C, #5  
Kiev, Ukraine, 9.9 ppg, 6.0 rpg  
Fitzpatrick, Theza — 5-4, G, #21  
St. Louis, Mo., 6.9 ppg, 3.3 rpg  
\*Foster, Judy  
Franklin, Karen — 5-11, F, #40  
Sapulpa, Okla., 2.7 ppg, 1.9 rpg  
Funk, Elyse — 5-5, G, #20  
Newton, Kan., 2.7 ppg, 1.7 rpg

**G**

Gaitor, Lisa — 6-2, F, #44  
Johnson City, Tenn., 3.9 ppg, 3.9 rpg  
Gary, Priscilla — 5-5, G, #10  
Memphis, Tenn., 18.3 ppg, 5.0 rpg  
Gilbertson, Jenny — 6-2, F, #45  
Wabasha, Minn., 0.0 ppg, 0.5 rpg  
Gilmore, Barbara — 5-11, F, #24  
East St. Louis, Mo., 9.5 ppg, 4.6 rpg  
Gipson, Marlies — 6-0, F, #51  
McPherson, Kan., 11.4 ppg, 7.1 rpg  
Gloe, Claudia  
\*Goering, Rebekah — 5-0, G  
Wichita, Kan.  
Goth, Kayla — 6-1, G, #10  
DeForest, Wis.  
Grattan, JoMoree — 6-2, F, #4 & #42  
Cleveland, Ohio, 2.8 ppg, 3.2 rpg  
Grebing, Jennifer — 6-2, C, #54  
Frohna, Mo., 4.3 ppg, 3.3 rpg  
Green, Susan — 5-8, G, #11  
Anthony, Kan., 8.6 ppg, 2.2 rpg

**H**

Hackerott, Sara — 5-6, G  
Alton, Kan., 5.0 ppg, 2.8 rpg  
Hamlin, JoAnn — 6-3, C, #40  
Douglass, Kan., 10.0 ppg, 4.6 rpg  
Hammaker, Anna — 5-10, G, #23  
Knoxville, Tenn., 1.3 ppg, 0.4 rpg  
Hanson, Kari — 5-8, G, #21  
Bismarck, N.D., 2.4 ppg, 1.6 rpg

Harrington, Danna — 5-7, G, #21  
Emporia, Kan., 0.3 ppg, 0.0 rpg  
Harris, Brandy — 5-11, F, #35  
Tulsa, Okla., 8.9 ppg, 5.4 rpg  
Hawley, Kerri — 6-0, F, #24  
Tulsa, Okla., 1.8 ppg, 1.6 rpg  
Hazim, Nadira — 5-7, G, #30  
Topeka, Kan., 14.9 ppg, 4.9 rpg  
Hester, Kayla — 6-0, C, #42  
Beaver, Okla., 5.5 ppg, 3.6 rpg  
Hill, Kelsey — 5-5, G, #10  
Lenexa, Kan., 2.0 ppg, 0.5 rpg  
Holley, Amanda — 6-1, F/C, #51  
Bethany, Okla., 12.9 ppg, 7.3 rpg  
\*Holm, Rose — 5-7, G  
Burns, Kan., 3.9 ppg  
Holzman, Lynn — 5-11, F/G, #13  
Royalton, Ohio, 4.2 ppg, 3.1 rpg  
Honeycutt, Leah — 5-10, F, #15  
Houston, Texas, 7.6 ppg, 5.5 rpg  
\*Hopkins, Janet — 5-8, F  
Benton, Kan.  
Hubert, Sheila — 5-8, F, #25  
Tulsa, Okla., 9.8 ppg, 4.7 rpg  
Hughes, Shelly — 6-1, F, #34  
Williston, N.D., 8.2 ppg, 6.6 rpg  
Hutton, Danielle — 6-3, F, #35  
Overland Park, Kan., 3.6 ppg, 2.6 rpg

**J**

Jacobson, Brit — 5-7, G, #4  
Chugiak, Alaska, 13.6 ppg, 4.8 rpg  
Jacobson, Sunny — 5-10, G, #41  
Chugiak, Alaska, 2.0 ppg, 0.5 rpg  
Jenkins, Sheronda — 5-8, G, #14  
Nashville, Tenn., 6.7 ppg, 2.1 rpg  
John, Jerianne — 5-9, F  
Algona, Kan., 8.1 ppg, 4.7 rpg  
\*Johns, Peggy — 5-3, G  
Manhattan, Kan.  
Johnson, Patty — 6-4, F, #45  
Lorraine, Kan., 1.0 ppg, 1.0 rpg  
Johnson, Tami — 5-7, G  
McPherson, Kan., 5.5 ppg, 2.1 rpg  
Jones, Andria — 6-1, G, #34  
Radnor, Ohio, 10.8 ppg, 5.1 rpg  
Jones, Ashley — 6-2, F, #21  
Tulsa, Okla., 2.2 ppg, 1.5 rpg  
Jones, Cassandra — 5-7, G, #15  
Ft. Lauderdale, Fla., 11.7 ppg, 4.1 rpg  
Jones, Jennifer — 6-1, F, #22  
Chicago, Ill., 11.6 ppg, 4.3 rpg  
Jones, Kari — 5-9, G/F, #13  
Pratt, Kan., 1.2 ppg, 0.5 rpg  
Jones, Margo — 6-0, C  
Wichita, Kan., 5.7 ppg, 5.4 rpg

**K**

Karr, Taelor — 5-8, G, #12  
Paola, Kan., 9.7 ppg, 4.6 rpg  
Kincaid, Kari — 5-10, G, #41  
Andover, Kan., 6.3 ppg, 1.9 rpg  
\*Klees, Karen — 5-9, C  
St. Louis, Mo., 2.0 ppg  
Knoll, Ashlynn — 5-11, F, #21  
Canyon, Texas, 4.4 ppg, 1.9 rpg  
Koehn, Laurie — 5-8, G, #10  
Hesston, Kan., 14.3 ppg, 3.0 rpg  
\*Kratky, Mary — 5-8, F  
Wilson, Kan.  
Kuebelbeck, Leann — 5-7, G, #40  
Tonganoxie, Kan., 0.8 ppg, 0.7 rpg  
Kulas, Brianna — 6-0, F, #13  
Mission, Kan., 2.2 ppg, 1.8 rpg

**L**

\*Lancaster, Jean  
Topeka, Kan.  
Lane, Stephanie — 6-4, C, #52  
Wentzville, Mo., 2.4 ppg, 2.0 rpg  
Larson, Kjersten — 5-8, PG, #14  
Maple Grove, Minn., 1.7 ppg, 2.4 rpg

1984 \*Lasswell, Terri — 5-11, F/C  
Emmett, Kan., 2.4 ppg  
1998 Laughlin, Jan — 5-9, F  
Manhattan, Kan.  
1985 Lees, Melanie — 5-7, G, #11  
Pittsburgh, Pa., 0.7 ppg, 0.6 rpg  
1988-89-90-91 Lehning, Shalee — 5-9, G, #5  
Sublette, Kan., 9.1 ppg, 7.0 rpg  
1996-97 Leick, Katya — 6-1, F, #4  
Grey Cloud Township, Minn., 7.7 ppg, 4.3 rpg  
2008-09-11 Leiding, Sue — 6-2, C, #32  
Tulsa, Okla., 9.3 ppg, 4.4 rpg  
1986 Lewis, Breanna — 6-5, F, #22  
Milwaukee, Wis., 12.1 ppg, 6.8 rpg

**M**

Madden, Brie — 6-3, C, #42  
Arlington, Texas, 4.3 ppg, 3.3 rpg  
1987-88 Madsen, Janet — 5-8, F, #15  
Elk River, Minn., 6.9 ppg, 3.0 rpg  
2002-03-04-05 Mahoney, Megan — 6-0, F/G, #34  
Sturgis, S.D., 10.1 ppg, 6.2 rpg  
2015-16-17 Martin, Shaelyn — 6-0, G, #50  
Salina, Kan.  
Matteucci, Rita — 5-10, F, #13  
Albuquerque, N.M., 7.1 ppg, 4.5 rpg  
1977-78-79-80 Mauck-Dutton, Brenda — 6-1, C, #43  
Limon, Colo., 2.3 ppg, 2.1 rpg  
2005-06-07-08 McCullough, Carolyn — 6-1, G/F, #44  
Stilwell, Kan., 2.4 ppg, 1.4 rpg  
2003-04-05-06 McFarland, Jessica — 6-2, C, #50  
Derby, Kan.  
1997 McIntyre, Twiggy — 5-5, G, #15  
Sapulpa, Okla.  
1983 \*McManis, Mary  
Manhattan, Kan.  
1976 Meeks, Deborah — 5-8, G, #3  
Benton Harbor, Mich., 2.3 ppg, 1.7 rpg  
2015 Mertz, Lauren — 5-11, F, #13  
Overland Park, Kan., 0.0 ppg, 0.0 rpg  
1969 \*Meyers, Gunile  
Middlebrook, Karyla — 5-7, G, #21 & #22  
Blue Springs, Mo.  
Miller, Diana — 5-10, F, #33  
Hutchinson, Kan., 15.0 ppg, 6.6 rpg  
1976-77-78-79 Miller, Laurie — 6-0, F  
Smithville, Mo., 8.7 ppg, 6.0 rpg  
1989-90-91-92 Miller, Mary Jo — 5-5, G, #21  
Milroy, Minn., 9.7 ppg, 3.0 rpg  
1970 Mills, Linda  
1995-96 Mitchell, Carlene — 5-7, G, #13  
DeWitt, Ark., 4.5 ppg, 1.5 rpg  
1990-91-92-93 Moylan, Kelly — 5-9, G, #14  
Emmett, Kan., 6.1 ppg, 1.9 rpg  
1996-97 Munson, Sara — 5-11, G/F, #33  
Junction City, Kan., 2.5 ppg, 2.3 rpg  
2004 Murdoch, Shanda — 6-2, F, #33  
Oklahoma City, Okla., 2.3 ppg, 2.5 rpg

**N**

1993-94 Neal, Stacy — 5-6, PG, #21  
Winfield, Kan., 1.8 ppg, 0.8 rpg  
2008-09 Nelson, Kelsey — 5-9, G, #2  
Riley, Kan., 4.0 ppg, 1.8 rpg  
2001-02-03-04 Newsom, Kimmery — 5-6, G, #4  
Nashville, Tenn., 1.0 ppg, 0.6 rpg  
1978 Nibarger, Nancy — 5-9, F, #  
Morrowville, Kan., 1.7 ppg, 1.4 rpg  
1973-74 \*Nixon, Mary — 6-0, C  
Eureka, Kan.  
1973-74-75-76 Norton, Susie — 5-7, G/F  
Manhattan, Kan.

**O**

1993-94 O'Neal, Andrea — 5-7, G, #23  
Ft. Smith, Ark., 7.3 ppg, 1.9 rpg  
1975-76-77 O'Toole, Kathy — 5-11, C  
Lawrence, Kan., 5.7 ppg, 5.1 rpg  
2001-02-03-04 Ohlde, Nicole — 6-5, F/C, #3  
Clay Center, Kan., 17.8 ppg, 7.9 rpg  
2011-12 Ostermann, Emma — 5-8, G, #20  
Abilene, Kan., 0.9 ppg, 0.4 rpg





MADDEN



L. MILLER



MOYLAN



O'TOOLE



POPPE



RAMAGE



RETHMAN



THOMAS



WILCOX



WOODLEE

## P

<b>Page, Kaylee – 6-2, F, #1</b>	<b>2016-17</b>
<b>Wamego, Kan.</b>	
Page, Lanie – 6-3, F, #3	2017
Wamego, Kan., 2.1 ppg, 0.4 rpg	
Perry, Essence – 5-6, G, #33	1999
Lawton, Okla., 5.4 ppg, 2.9 rpg	
Pfalzgraf, Sheryl – 6-3, C, #31	1985
McPherson, Kan., 2.0 ppg, 2.4 rpg	
Pollock, Dana – 5-8, G, #24	1993-94-95
Onaga, Kan., 1.0 ppg, 2.0 rpg	
Poppe-Koster, Marsha – 5-9, F	1974-75-76-77
Lincolnville, Kan., 11.5 ppg	
Price, Kim – 6-1, F, #21	1979-80-81, 83
Hutchinson, Kan., 8.9 ppg, 4.6 rpg	

## R

Ragar, Carrie – 6-0, F, #50	1996
Palmyra, Mo., 4.3 ppg, 3.0 rpg	
Ramage, Nicky – 6-1, F, #45	1997-98-99
Little River, Kan., 9.2 ppg, 4.7 rpg	
Rethman-Waller, Kristin – 5-9, G/F, #12	1999-00-01-02
Corning, Kan., 9.1 ppg, 3.3 rpg	
Reusser, Janet – 5-5, G,	1973-74-75-76
Viola, Kan., 11.9 ppg	
*Roglin, Virginia	1967-68-69-70
Quincy, Kan.	
Roise, Jean – 5-7, G, #31	1981-82
Berthold, N.D., 5.6 ppg, 2.1 rpg	
Romero, Leticia – 5-8, G, #10	2014
Las Palmas, Spain, 14.2 ppg, 5.8 rpg	
Romstad, Tammie – 6-1, C, #33	1979-80-81-82
Independence, Mo., 15.2 ppg, 7.6 rpg	
*Ryan, Dr. Betty J.	1969-70-71
Leavenworth, Kan.	

## S

Sailors, April – 5-5, G, #14	2000-01
S. Sioux City, Neb., 4.8 ppg, 1.6 rpg	
*Sapp, Ellen – 5-8, G	1975
Chetopa, Kan., 0.8 ppg, 0.6 rpg	
Schmidt, Eva – 5-11, F	1977
Caldwell, Kan., 0.1 ppg, 0.4 rpg	
Schreiber, Erin – 6-0, F, #43	1982
Jenks, Okla., 6.8 ppg, 2.7 rpg	
Schroeder, Jane	1969-70
Sheble, Jessica – 6-2, F, #0	2014-15-16-17
Olathe, Kan., 2.4 ppg, 1.7 rpg	
Short, Amy – 5-5, G	1997
Goodland, Kan., 0.0 ppg, 0.0 rpg	
Short, Krist – 5-7, G	1975-76-77-78
Wichita, Kan., 6.4 ppg, 1.7 rpg	
*Sigel, Greta – 5-11, C	1974-75-76
Cottonwood Falls, Kan., 3.8 ppg	
*Sigel, Karen	1969-70
Sloan, Betsy – 5-4, G, #12	1980-81-82-83
Salina, Kan., 2.3 ppg, 1.7 rpg	
Smith, Carol – 5-7, G, #14	1987
Detroit, Mich., 2.2 ppg, 0.6 rpg	
Smith, Heather – 6-2, F, #10	1998-99
Gary, Texas, 1.9 ppg, 0.8 rpg	
Smith, Naytanda – 5-11, F, #24	2004-05-06-07
Enid, Okla., 0.9 ppg, 1.2 rpg	
Spani, Shalin – 6-0, G, #23	2008-09-10-11
Lee's Summit, Mo., 3.2 ppg, 1.5 rpg	
Sprester, Kendra – 5-5, G, #13	2013
Dresden, Kan., 1.7 ppg, 1.8 rpg	
Stensaas, Denae – 5-8, G, #20	1985
Concordia, Kan., 0.7 ppg, 0.4 rpg	
Stires, Shanele – 5-11, G/F, #5	1993-94-95
Salina, Kan., 16.6 ppg, 8.7 rpg	
Stoehr, Dawn – 5-4, G, #11	1989-90
Plattsmouth, Neb., 0.8 ppg, 0.4 rpg	
Stoltz, Pam – 6-1, F, #43	1992
Albert Lea, Minn., 4.4 ppg, 4.0 rpg	
*Strom, Susan	1969-70
Sweat, Ashley – 6-2, F, #4	2007-08-09-10
McPherson, Kan., 13.8, 4.6 rpg	

## T

Taylor, Angie – 5-9, G, #24	1980
Kansas City, Mo., 3.1 ppg, 2.1 rpg	

Taylor, Antoinette – 5-6, G, #11	2015-16
Gary, Ind., 2.2 ppg, 0.5 rpg	
Texada, Haley – 5-6, G, #1	2012-13-14-15
Frisco, Texas, 9.4 ppg, 2.8 rpg	
Thomas, Carlisa – 5-10, F, #23	1984-85-86-87
Jacksonville, Fla., 9.7 ppg, 8.0 rpg	
Thomas, Kristy – 5-4, PG, #20	1995
Kansas City, Kan., 1.2 ppg, 0.1 rpg	
Thomson, Kelly – 5-9, G, #12	2014-15-16-17
Riley, Kan., 1.3 ppg, 0.5 rpg	
*Thull, Ginger – 5-5, G	1974-75-76
Cawker City, Kan., 2.0 ppg	
*Tilford, Marian	1970-71-72-73
Moscow, Kan.	
*Tilford, Wanda	1969-70-71, 73
Moscow, Kan.	

## V

Voronenko, Alina – 6-2, G, #32	2009-10-11
Sacramento, Calif., 2.5 ppg, 1.6 rpg	
Vulgamore, Diana	1970

## W

Ward, Joelle – 6-1, F, #22	1992-93-94
Burnsville, Minn., 1.4 ppg, 1.0 rpg	
Webb, Marshela – 5-10, F, #24	1998-99-00-01
Grandview, Mo., 1.1 ppg, 1.3 rpg	
Wecker, Kendra – 5-11, F, #53	2002-03-04-05
Marysville, Kan., 18.2 ppg, 8.5 rpg	
Wheeler, Shana – 6-2, F, #30	2005-06-07-08
Lee's Summit, Mo., 5.2 ppg, 4.0 rpg	
White, Mariah – 5-7, G, #22	2010-11-12-13
Midwest City, Okla., 4.4 ppg, 4.0 rpg	
Weinreis, Dee – 6-2, C/F, #23	1980-81-82
Minnetonka, Minn., 6.6 ppg, 4.6 rpg	
Wesemann, Kindred – 5-7, G, #24	2014-15-16-17
Pleasant Hill, Mo., 10.1 ppg, 2.3 rpg	
*Whitehill, Janet	1969
Latham, Kan.	
Wilcox, LeAnn – 5-8, G, #23	1976, 79-80
Kansas City, Mo., 11.0 ppg, 3.7 rpg	
Williams, Gayla – 5-6, G, #14	1978-79-80-81
Cedar Point, Kan., 10.1 ppg, 2.8 rpg	
<b>Williams, Peyton – 6-3, F, #11</b>	<b>2017</b>
<b>Topeka, Kan.</b>	
Williams, Polly – 6-2, C, #22	1990
Sterling Heights, Mich., 2.4 ppg, 1.1 rpg	
Willingham, Kari – 6-2, F, #31	1996
Perkins, Okla., 1.4 ppg, 0.6 rpg	
<b>Willock, Eternati – 6-4, F, #13</b>	<b>2017</b>
<b>Scarborough, Ontario, Canada</b>	
*Witt, Debra	1970-71
Manhattan, Kan.	
Wittman, Stephanie – 5-9, G, #14	2011-12
San Antonio, Texas, 0.7 ppg, 0.9 rpg	
Woodard, Shelley – 5-10, G/F, #14	1982
Maize, Kan., 1.8 ppg, 0.5 rpg	
Woodlee, Kim – 5-8, G, #21	1998-99-00-01
Beersheba Springs, Tenn., 9.2 ppg, 3.6 rpg	
Woods, Ashia – 5-10, G, #23	2012-13-14-15
Wichita, Kan., 6.8 ppg, 4.3 rpg	

## Y

Young, Erica – 6-3, F, #2	2014-15-16
Tampa, Fla., 2.4 ppg, 2.1 rpg	

## Z

Zanotti, Danielle – 6-2, F, #25	2006-07-08-09
Mustang, Okla., 2.5 ppg, 2.3 rpg	

## Current Players in BOLD

A name with an (\*) designates players who were named honorary letterwinners due to the fact that they participated in Kansas State Women's Basketball prior to the time that K-State awarded letters to women's basketball players. The letterwinners list is based on sports information records beginning with the 1973-74 season. Numbers listed are final career statistics.

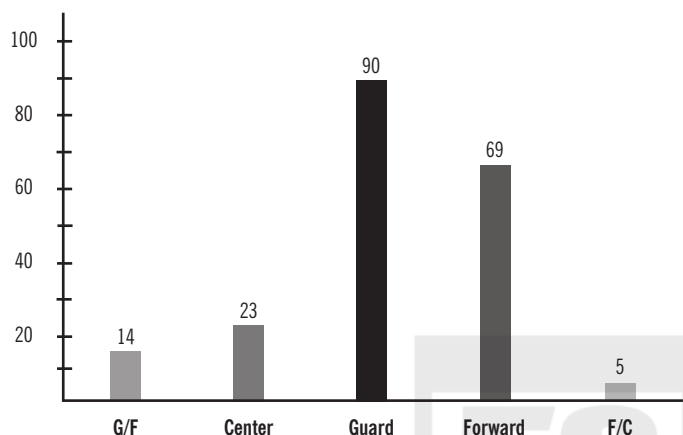
## LETTER WINNER BREAKDOWN

The following is a breakdown of the 201 Kansas State women's basketball letter winners in the previous 49 seasons of action. (Note: all players that have the required information listed were included in the breakdown.)

## By STATE/COUNTRY

Rk.	State	# (Last Yr.)
1.	Kansas	102 (2017)
2.	Missouri	21 (2017)
3.	Oklahoma	17 (2013)
4.	Minnesota	11 (2013)
5.	Texas	8 (2015)
6.	Tennessee	7 (2016)
7.	Nebraska	5 (2015)
8.	Colorado	4 (2008)
	Florida	4 (2015)
	Michigan	4 (2015)
	Ohio	4 (2000)
12.	North Dakota	3 (2003)
13.	Alaska	2 (1998)
	Arkansas	2 (1996)
	Illinois	2 (1985)
	Indiana	2 (2015)
	New Mexico	2 (1990)
	Wisconsin	2 (2016)
19.	California	1 (2011)
	New Jersey	1 (1980)
	Oregon	1 (2002)
	Pennsylvania	1 (1981)
	South Carolina	1 (2012)
	South Dakota	1 (2005)
	Utah	1 (2012)
	Ukraine	1 (2000)
	Spain	1 (2014)
	Canada	1 (2017)

## By POSITION



50.7%

Of the 201 letter winners with a designated home town, 50.7 percent are from the state of Kansas.

63.2%

Of the 201 letter winners with a designated home town, 63.2 percent are from within the current Big 12 footprint.



## KANSAS STATE COACHING HISTORY

### MOST VICTORIES

Coach	Year	Record
Deb Patterson	1996-2014	350-226 (.608)
Judy Akers	1968-79	206-94 (.687)
Lynn Hickey	1979-84	125-39 (.762)
Matilda Mossman	1984-90	83-68 (.550)
Jeff Mittie	2014-present	61-38 (.616)
Brian Agler	1993-96	38-39 (.494)
Susan Yow	1990-93	31-51 (.277)
Gaye Griffin (interim)	1989-90	17-8 (.680)
Jack Hartman (interim)	1995-96	3-4 (.429)

### WINNING PERCENTAGE

Coach	Year	Record
Lynn Hickey	1979-84	125-39 (.762)
Judy Akers	1968-79	206-94 (.687)
Gaye Griffin (interim)	1989-90	17-8 (.680)
Jeff Mittie	2014-present	61-38 (.616)
Deb Patterson	1996-2014	350-226 (.608)
Matilda Mossman	1984-90	83-68 (.550)
Brian Agler	1993-96	38-39 (.494)
Jack Hartman (interim)	1995-96	3-4 (.429)
Susan Yow	1990-93	31-51 (.277)

## KANSAS STATE SEASON COACHING DEBUTS

Coach	Year	Overall	Conference
Judy Akers	1968-69	11-3 (.786)	—
Lynn Hickey	1979-80	26-9 (.743)	—
Matilda Mossman	1984-85	16-13 (.552)	6-8 (.429)
Susan Yow	1990-91	16-11 (.593)	8-6 (.571)
Brian Agler	1993-94	13-14 (.481)	5-9 (.357)
Deb Patterson	1996-97	19-12 (.613)	9-7 (.563)
Jeff Mittie	2014-15	19-14 (.576)	7-11 (.389)

## JUDY AKERS • 1968-79 • 206-94 (.687)



A Kansas State graduate with a degree in physical education, Judy Akers helped start the women's basketball program at her alma mater. During her 11 years at K-State, Akers' teams turned in six 20-win seasons and captured nine Kansas state titles and two Big Eight crowns. On the national scene, Akers led the Wildcats to two Region VI titles and five AIAW national tournament bids. Akers also served as K-State's women's athletics director from 1974-76.

## 1968-69

Record: 11-3 (.786) | Head Coach: Judy Akers

First year as an intercollegiate sport • Team won its first 11 games.

Date	Opponent	W/L	Score
	Bethel	W	38-25
	Marymount	W	55-30
F 7	Bethel	W	40-39
F 22	vs. Bethel ^	W	51-44
F 23	vs. Kansas ^	W	35-24
	Emporia State	W	41-37
M 1	at Kansas	W	40-31
	Pittsburg State	W	47-32
M 5	Emporia State	W	65-48
M 7	Marymount	W	56-26
	Emporia State	W	57-32
M 20	Wayland Baptist*	L	21-76
M 21	Ranger J.C.*	L	35-84
M 22	Southern State*	L	55-75

^ - Emporia, Kan.; \* NWIT (Amarillo, Texas)

## 1969-70

Record: 10-7 (.588) H: 4-1 A: 4-3 N: 2-3 | Head Coach: Judy Akers

Wildcats posted an 8-4 regular season mark • Participated in two postseason NIT tournaments

Date	Opponent	W/L	Score
J 10	Fort Hays State	W	56-26
J 13	Bethel	W	63-17
J 24	at Wayne State	L	45-47
F 7	at Fort Hays State	W	35-26
F 13	McPherson	L	37-40
F 18	Kansas	W	58-26
F 20	at Marymount	W	59-30
F 21	at Bethel	W	52-30
F 28	at McPherson	L	47-51
M 2	at J.F. Kennedy	L	37-62
M 6	Southwestern	W	56-36
M 7	at Kansas	W (OT)	50-45
M 12	Towson+	W	52-42
M 13	W. Carolina+	L	38-43

M 19	Wayland Baptist*	L	43-61
M 20	Ranger JC*	L	41-52
M 21	W. Texas State*	W	56-47

+ NWIB Tournament (Boston, Mass.) | \* NWIT (Amarillo, Texas)

## 1970-71

Record: 12-12 (.500) H: 4-6 A: 6-4 N: 2-2 | Head Coach: Judy Akers

Date	Opponent	W/L	Score
D 11	at Seminole	L	58-75
D 12	at Seminole	L	43-85
D 22	Parsons (Kan.)	L	37-74
D 23	Parsons (Kan.)	L	35-45
J 9	at Parsons (Kan.)	L	50-69
J 10	at Parsons (Kan.)	L	41-68
J 12	at Southern Illinois	W	56-38
J 13	at Southern Illinois	W	32-28
J 17	Wayne State	L	31-50
J 22	at Wichita State	W	43-38
J 29	Fort Hays State	W	60-35
J 30	Kansas	W	40-21
F 6	Wayne State	L	50-51
F 9	at Southwestern	W	53-24
F 13	at Kansas	W	56-42
F 19	Seminole	L	40-53
F 20	Seminole	L	42-52
F 24	at Washburn	W	39-24
F 26	Southwestern	W	43-29
F 27	Wichita State	W	59-32
	McPherson	W	N/A
M 7	at Kansas	L	44-52
	Queens*	W	49-35
	North Carolina*	L	47-53

\* NWIT (Cullowhee, N.C.)

## 1971-72

Record: 17-5 (.773) H: 6-0 A: 5-2 N: 6-3 | Head Coach: Judy Akers

Undefeated at Ahearn Field House (6-0) • 9-1 in league • Beat Fort Hays State to win state championship • Took sixth in AIAW Region VI Tourney.

Date	Opponent	W/L	Score
J 14	at Washburn	W	59-26
J 18	at Haskell	W	52-22
J 21	McPherson	W	57-31
J 22	Benedictine	W	44-25
J 26	at Wichita State	W	44-40
J 27	at Kansas	L	32-33
J 29	at Fort Hays State	L	43-48
F 1	Washburn	W	39-15
F 4	Wichita State	W	49-37
F 11	at Benedictine	W	65-26
F 12	at McPherson	W	50-42
F 18	Haskell	W	71-30
F 19	Kansas	W	59-47
F 25	Lamar	W	40-25
F 25	vs. Baylor (Houston, Texas)	W	66-48
F 26	Kansas State	W	67-53
F 26	Stephen F. Austin	L (OT)	65-67
M 3	McPherson ^	W	51-35
M 4	Fort Hays State ^	W	61-50
M 9	Central Missouri##	L	57-65
M 10	Dickinson State##	W	57-32
M 11	NW Missouri State##	L	66-70

^ Kansas State Tournament (Lawrence, Kan.) | ## AIAW Region VI (Springfield, Mo.)

## 1972-73

Record: 20-6 (.769) H: 6-1 A: 6-3 N: 8-2 | Head Coach: Judy Akers

First 20-win season in school history • Won AIAW Region VI Tournament • Finished sixth in national postseason tournament • 100th game in KSU history, a 56-52 loss to S. Conn. St.

Date	Opponent	W/L	Score
D 2	NW Mississippi State	L	35-41
D 8	Kansas	W	47-25
D 9	Missouri State	W	51-46
D 15	at Midland Lutheran	W	43-39
J 19	at Central Missouri	W	59-53
J 20	at Wichita State	W	57-35
J 23	McPherson	W	42-37
J 26	Fort Hays State	W	47-24
J 30	at Central Missouri	L	57-59
F 2	Phillips	W	50-38
F 3	at Fort Hays State	L	43-46
F 6	at Kansas	W	49-45
F 10	Wichita State	W	87-21
F 16	Lamar	W	50-44
F 17	Texas Women's	W	45-39
F 17	NW Louisiana	L	46-54
F 23	McPherson ^	W	48-38
F 24	at Fort Hays State ^	W	50-42
F 28	at Phillips	L	38-47
M 8	South Dakota State##	W	43-35
M 9	Central Missouri##	W	45-41
M 10	Wayne State##	W	43-39
M 22	Southern Conn. St. ###	L	52-56
M 23	Long Beach State ###	W	49-43
M 23	East Carolina###	W	47-46
M 24	South Carolina###	W	69-57

^ Kansas State Tournament (Hays, Kan.) | ## AIAW Region VI (Warrensburg, Mo.) |

### AIAW National Tournament (New York)

## 1973-74

Record: 21-9 (.700) H: 8-4 A: 8-4 N: 5-1 | Head Coach: Judy Akers

League champions • Took third place in AIAW Region VI Tournament.

Date	Opponent	W/L	Score
N 22	Altus	W	31-22
N 23	vs. Northern Okla.	W	56-52

N 24	at Phillips	L	33-43
D 4	John F. Kennedy	L	49-52
D 7	Washburn	W	78-16
D 10	Central Missouri	L	52-54
D 14	at Haskell JC	W	67-17
D 21	Missouri State	W	66-56
J 15	at Benedictine	W	63-24
J 18	at Missouri State	W	58-45
J 19	at Central Missouri	W	46-41
J 22	Wichita State	W	87-21
J 25	Fort Hays State	W	67-39
J 29	Benedictine	W	68-30
J 31	at Kansas	L	39-42
F 1	Iowa State	W	59-42
F 8	at Wichita State	W	66-25
F 9	at Fort Hays State	W	62-38
F 12	Haskell	W	94-20
F 15	at Grand View	L	49-60
F 16	at William Penn	L	47-58
F 21	at Washburn	W	50-30
F 22	Kansas	W	67-27
M 1	at Bethany ^	W	63-35
M 2	Fort Hays State ^	W	82-54
M 7	M.L. King##	W	62-41
M 8	William Penn##	L	46-52
M 9	Dickinson State##	W	67-33
M 21	Immaculata###	L	40-50
M 22	Wayland Baptist###	L	34-49

^ Kansas State Tournament (Lindsborg, Kan.) | ## AIAW Region VI (Brookings, S.D.) |

### AIAW National Tournament (Manhattan, Kan.)

## 1974-75

Record: 24-9 (.727) H: 9-2 A: 7-2 N: 8-5 | Head Coach: Judy Akers

Judy Akers picked up her 100th coaching victory at K-State with an 80-37 win at home over Kansas • Captured the state championship • Took second in AIAW Region VI Tournament • Finished sixth in AIAW National Championships.

Date	Opponent	W/L	Score
N 23	vs. Wayland Baptist (LaVern, Okla.)	L	57-97
N 29	at William Penn	L	44-53
N 30	vs. John F. Kennedy	L	49-57
D 5	Midland Lutheran	W	81-30
D 7	at NW Missouri State	W	66-58
D 12	Wichita State	W	78-25
D 14	Missouri State	W	90-35
J 11	at Wayland Baptist	L	44-91
J 14	Central Missouri	W	67-56
J 17	Nebraska ^	W	82-31
J 18	Illinois State ^	W	67-55
J 20	at Fort Hays State	W	67-59
J 24	Kansas	W	80-37
J 25	at Missouri State	W	76-69
J 28	Emporia State	W	83-42
J 31	Grand View	L	55-57
F 4	at Iowa State	W	73-67
F 7	at Wichita State	W	82-48
F 8	William Penn	L	57-74
F 11	at Emporia State	W	60-54
F 13	John F. Kennedy	W	56-52
F 21	at Kansas	W	65-49
F 27	St. Mary of Plains&	W	78-27
F 28	Bethany&	W	77-44
F 28	Kansas&	W	88-43
M 6	South Dakota State##	W	70-40
M 6	Missouri State##	W	66-45
M 8	William Penn##	L	57-64
M 19	Immaculata###	L	54-63
M 20	Boise State###	W	65-37
M 20	Ohio State###	W	61-51
M 21	William Penn###	W	54-43
M 22	Wayland Baptist###	L	55-63

^ Wildkitten Classic (Manhattan, Kan.) | & Kansas State Tournament (Hays, Kan.) |

## AIAW Region VI (Lawrence, Kan.) | ### AIAW Nationals (Harrisonburg, Va.)

## 1975-76 • Big 8 REGULAR SEASON CHAMPIONS

Record: 28-6 (.824) H: 11-2 A: 5-3 N: 12-1 | Head Coach: Judy Akers

Ranked 10th and 12th in preseason polls • First 100+ point game, a 105-28 win over Fort Hays State • Hosted first Big Eight Tournament (midseason, unofficial) • Regular-season Big Eight champions • Took sixth in AIAW Region VI Tournament • Set school records with 28 wins and an .823 winning percentage.

AP Rankings				W/L	Score
Date	KSU	Opp	Opponent		
N 28	—	—	vs. Claremore	W	78-46
N 29	—	—	vs. Wayne State	W	90-65
N 30	—	—	vs. Grand View	W	73-72
D 9	—	—	Wichita State	W	65-45
D 12	—	—	Fort Hays State	W	105-28
D 13	—	—	William Penn	L	58-65
D 16	—	—	Wayland Baptist	L	49-52
J 8	—	—	at Temple J.C.	W	93-77
J 9	—	4	vs. Stephen F. Austin	W	63-46
J 10	—	—	vs. Weatherford J.C.	W	66-59
J 13	—	—	at Wayland Baptist	L	53-80
J 16	—	—	vs. Nebraska	W	62-53
J 17	—	—	vs. Oklahoma State	W	79-68
J 19	—	—	at Central Missouri	L	62-64
J 23	—	—	Missouri State	W	58-48
J 26	—	—	at Kansas	W	54-47
J 30	—	—	Phillips	W	55-51
J 31	—	—	Iowa State	W	105-80
F 2	—	—	Wayne State	W	89-57
F 6	—	—	vs. Central Michigan	W	61-51
F 7	—	—	vs. Wisconsin-La Crosse	W	84-63
F 7	—	—	vs. William Penn	W	63-61
F 9	—	—	at William Penn	L	59-72
F 10	—	—	at Grand View	W	89-72
F 12	—	—	Oklahoma%	W	90-27
F 13	—	—	Nebraska%	W	51-47
F 14	—	—	Missouri%	W	85-41
F 16	—	—	at Fort Hays State	W	85-48
F 18	—	—	at Wichita State	W	84-50

F 25	—	—	Kansas	W	59-36
F 27	—	—	Emporia State	W	81-51
M 4	—	—	vs. South Dakota St. ##	W	73-41
M 5	—	—	vs. NW Missouri St. ##	W	67-63
M 6	—	—	vs. William Penn ## #	L	59-74

% Big Eight Tournament (Manhattan, Kan.) | ## AIAW Region VI (Moorhead, Minn.)

## 1976-77 • Big 8 REGULAR SEASON CHAMPIONS

Record: 23-12 (.657) H: 8-2 A: 6-4 N: 9-6 | Head Coach: Judy Akers

Fifth 20-win season • Second Big Eight regular-season championship • AIAW Region VI champions • AIAW quarterfinalists.

AP Rankings					
Date	KSU	Opp	Opponent	W/L	Score
N 25	19	—	vs. Texas A&M	W	61-53
N 26	—	13	vs. Baylor	L	54-68
N 27	—	—	vs. Louisiana State	L	57-62
D 1	—	—	Grand View	W	73-39
D 3	—	—	at Wayne State	L	57-59
D 4	—	—	at Nebraska	W	64-56
D 10	—	6	William Penn	W	57-53
D 17	—	—	UNLV	W	73-71
D 27	—	—	vs. Southern Conn. St.	L	46-55
D 28	19	—	vs. Rhode Island	W	59-50
D 30	19	—	at Montclair State	L	57-78
J 5	—	—	at Simpson	W	80-50
J 6	—	—	at Wichita State	W	77-47
J 7	—	—	vs. Phillips	L	68-78
J 11	—	1	Wayland Baptist	L	64-72
J 14	—	—	at Missouri State	W	74-56
J 20	—	—	Iowa State%	W	60-59
J 21	—	—	Kansas%	W	68-65
J 22	—	—	Nebraska%	W	60-50
J 25	—	—	Kansas	L	62-55
J 28	—	20	at William Penn	L	61-75
J 31	—	—	at Wichita State	W	76-53
F 2	—	—	NW Missouri State	L	57-71
F 4	—	—	Nebraska	L	75-53
F 11	—	—	at Iowa State	L	57-58
F 14	—	—	Central Missouri	W	76-61
F 17	—	—	Wichita State	W	64-60
F 23	—	—	at Kansas	W	62-56
F 24	—	—	NW Oklahoma State	W	78-62
M 10	—	—	at Luther#	W	72-56
M 11	—	—	Nebraska-Omaha##	W	90-61
M 12	—	—	Missouri##	W	70-54
M 23	20	—	Utah##	W	70-32
M 24	20	5	Tennessee##	L	69-81
M 25	20	6	Tennessee Tech##	L	58-68

% Big Eight Tourney (Boulder, Colo.) | ## AIAW Region VI (Decorah, Iowa) | ## # AIAW National Tourney (Minneapolis, Minn.)

## 1977-78 • Big 8 REGULAR SEASON CHAMPIONS

Record: 20-14 (.588) H: 11-2 A: 4-6 N: 5-6 | Head Coach: Judy Akers

Played eight games against Top 10 opponents • Captured the league championship • Took second place in AIAW Region VI Tournament.

AP Rankings					
Date	KSU	Opp	Opponent	W/L	Score
N 24	—	—	vs. Houston	W	73-69
N 25	16	—	vs. Louisiana Tech	L (OT)	82-90
N 26	16	—	vs. Missouri	L	58-70
N 30	16	—	vs. Central Missouri	W	74-69
D 2	—	3	Wayland Baptist	L	56-60
D 6	—	—	Nebraska	W	72-50
D 9	—	14	at Missouri	W	76-66
D 10	—	—	New Mexico	W	79-60
D 15	—	—	vs. Tennessee Tech (Columbus, Ohio)	L	59-73
D 15	—	—	vs. Mississippi (Columbus, Ohio)	L	57-62
D 16	—	—	vs. Miss. Gulf Coast (Columbus, Ohio)	W	77-64
D 17	—	17	at Ohio State	L	55-65
D 29	—	—	Minnesota	W	70-30
J 5	—	—	Oklahoma State%	W	95-69
J 6	—	—	Kansas%	L	53-75
J 7	—	—	Oklahoma%	L	61-67
J 13	—	—	Missouri State	W	74-51
J 18	—	—	at UNLV	L	84-113
J 20	—	11	at UCLA	L	62-123
J 21	—	—	at Long Beach State	L	88-99
J 25	—	—	at Kansas	W	66-65
J 27	—	—	vs. UNLV	W	89-62
J 28	—	—	at Kansas	L	63-76
J 31	—	—	Wichita State	W	84-63
F 3	—	—	at Nebraska	W	63-57
F 4	—	15	Missouri	W	71-61
F 8	—	—	NW Missouri State	W	71-69
F 10	—	—	Iowa State	W (OT)	66-64
F 14	—	—	at Central Missouri	L	57-73
F 21	—	17	Kansas	W	74-68
F 25	—	—	at Wichita State	W	78-33
M 9	—	—	Minnesota##	W	96-81
M 10	—	—	Drake##	W	66-52
M 11	—	13	Missouri##	L	68-70

% Big Eight Tournament (Lincoln, Neb.) | ## AIAW Region VI (Manhattan, Kan.)

## 1978-79 • Big 8 REGULAR SEASON CHAMPIONS

Record: 20-11 H: 6-4 A: 8-3 N: 6-4 | Head Coach: Judy Akers

Judy Akers picked up her 200th coaching victory at K-State with a 64-62 win at Missouri • Ninth consecutive league championship • Took second in Region VI Tournament • Fourth place in AIAW South Sectional

AP Rankings					
Date	KSU	Opp	Opponent	W/L	Score
N 24	—	—	vs. Brigham Young	W	101-96
N 25	—	—	at New Mexico	L	68-77
N 29	—	—	Long Beach State	L	62-70
D 1	—	—	at Texas Tech	W	83-66
D 2	—	6	at Wayland Baptist	L	71-76
D 5	—	—	at Nebraska	W	77-71

D 6	—	—	at Iowa State	W	89-64
D 12	—	19	Missouri	L	60-71
D 21	—	—	vs. High Point (Chapel Hill, N.C.)	W	86-81
D 22	—	—	vs. Pfeiffer (Chapel Hill, N.C.)	W	89-77
D 23	—	—	vs. Clemson (Chapel Hill, N.C.)	W	73-70
J 6	—	—	at Minnesota	W	100-62
J 8	—	—	Iowa	W	93-80
J 18	—	—	Oklahoma State%	W	86-64
J 19	—	—	Missouri%	L	74-84
J 20	—	—	at Nebraska%	L	65-68
J 26	—	—	Texas Women's ^	W	66-62
J 27	—	—	Minnesota ^	L	66-68
J 30	—	18	Kansas	W	73-65
F 2	—	14	UCLA	L	60-64
F 3	—	—	at Wichita State	W	81-63
F 6	—	19	at Missouri	W	64-62
F 13	—	—	Nebraska	W	75-61
F 19	—	—	Central Missouri	W	81-74
F 23	—	—	Wichita State	W	90-51
F 26	—	16	at Kansas	W (2OT)	92-91
M 9	—	—	at Minnesota##	W	84-80
M 10	—	—	Drake##	W	79-70
M 11	—	17	Kansas##	L	59-75
M 16	—	1	Old Dominion#	L	75-66
M 17	—	11	Valdosta State#	L	92-104

% Big Eight Tournament (Lincoln, Neb.) | ^ K-State Classic (Manhattan, Kan.) | ## AIAW Region VI (Minneapolis, Minn.) | # AIAW South Sectional (Cookeville, Tenn.)

## LYNN HICKEY • 1979-84 • 125-39 (.762)



Lynn Hickey's Wildcats won 23 games and advanced to a national postseason tournament in each of her five years at the helm. An All-American and summa cum laude graduate at Ouachita Baptist College, Hickey won two Big Eight Conference titles and coached K-State's first Kodak All-American, Priscilla Gary. Hickey left K-State to become the head coach at Texas A&M, a post she held for 10 years. She later became the senior associate athletics director there and is now the director of athletics at Texas-San Antonio. Hickey was inducted into the Kansas State Sports Hall of Fame in August of 2004.

## 1979-80

Record: 26-9 (.743) H: 11-0 A: 6-6 N: 9-3 | Head Coach: Lynn Hickey

Undefeated at Ahearn Field House (11-0) • Took second place in Region VI Tournament • Finished third in East Sectional (Sweet Sixteen) • Ranked 13th in final women's poll.

AP Rankings					
Date	KSU	Opp	Opponent	W/L	Score
N 23	—	—	vs. Cal Poly Pomona ~	W	78-75
N 24	—	—	at New Mexico ~	W	65-60
N 30	—	—	Wayland Baptist	W	79-69
D 4	—	—	Nebraska	W	90-75
D 6	—	—	Colorado	W	106-75
D 10	—	—	at Missouri	L	81-90
D 14	18	—	Oklahoma	W	96-73
D 29	15	—	Wyoming	W	75-54
J 3	15	—	vs. Air Force ^	W	92-52
J 4	15	—	vs. Illinois State ^	W	72-60
J 5	15	—	vs. New Mexico ^	L	57-68
J 8	14	7	at Rutgers	L	56-81
J 10	14	—	at Fordham	W	66-64
J 11	14	—	at Seton Hall	W	66-45
J 17	13	—	Iowa State%	W	80-66
J 18	13	—	at Missouri%	L	76-81
J 19	13	20	Colorado%	W	81-69
J 25	14	11	vs. Cheyney State	W	68-51
J 26	14	9	at Kansas	L	60-85
J 28	14	9	at Kansas	W	67-66
F 2	13	—	Wichita State	W	73-53
F 7	11	—	Drake	W	89-78
F 12	11	—	Missouri	W	69-60
F 15	11	—	Minnesota	W	103-68
F 19	11	—	at Central Missouri	L	73-79
F 22	11	—	Iowa State	W	84-76
F 25	12	10	Kansas	W	61-52
F 28	12	—	Wichita State+	W	73-71
F 29	12	10	Kansas+	W	79-74
M 1	12	—	Central Missouri+	L	60-73
M 6	12	—	Minnesota##	L	70-63
M 7	12	—	at Drake##	W	74-65
M 8	12	15	Kansas##	L	80-89
M 12	14	—	at Boston##	W	72-68
M 15	14	2	at Tennessee##	L	64-84

~ New Mexico Tournament (Albuquerque, N.M.) | ^ Shocker Invitational (Wichita, Kan.) | % Big Eight Tournament (Columbia, Mo.) | + Southern Subregional (Pittsburg, Kan.) | ## AIAW Region VI (Des Moines, Iowa) | ### AIAW National Tournament (Atlanta, Ga.)

## 1980-81

Record: 23-11 (.676) H: 11-2 A: 7-5 N: 5-4 | Head Coach: Lynn Hickey

Started season 9-0 • Loss to Kansas ended 21-game home winning streak • Took second in the Big Eight Conference • Qualified for the Region VI Tournament.

AP Rankings					
Date	KSU	Opp	Opponent	W/L	Score
N 22	—	—	Tulsa	W	109-78
N 25	15	—	at Pittsburg State	W	96-40
N 27	15	—	Iowa State	W	98-62
N 28	15	—	Washington State	W	67-48
N 29	15	—	Memphis	W	82-75
D 2	14	—	Missouri	W	74-68
D 6	14	—	at Creighton	W	73-63
D 9	13	—	at Nebraska	W	75-63
D 12	13	—	at Wichita State	W	57-56
D 19	13	10	at UCLA ~	L	70-83
D 20	13	12	vs. South Carolina ~	W	82-62

D 22	13	—	at Pepperdine	W	84-80
J 3	16	—	Nebraska-Omaha	W	79-77
J 5	16	13	Stephen F. Austin	W	83-75
J 8	16	18	vs. Illinois >	W	67-52
J 9	16	—	vs. Minnesota >	L	70-71
J 10	16	—	at Wichita State >	W	93-70
J 15	15	—	Nebraska%	W	74-72
J 16	15	—	Missouri%	W	85-77
J 17	15	5	at Kansas%	L	60-85
J 24	16	—	at Minnesota	L	54-80
J 27	20	5	Kansas	L	68-78
J 31	—	—	Creighton	W	77-53
F 3	—	—	Wichita State	L	66-67
F 6	—	—	vs. Boston	L	59-62
F 7	—	—	vs. Virginia State ^	W	84-43
F 13	—	—	at Drake	L	79-94
F 17	—	6	at Kansas	L	63-74
F 23	—	—	at Loyola Marymount	W	70-36
F 25	—	—	Pittsburg State	W (Fort.)	78-73
F 27	—	—	Central Missouri	W	78-73
M 2	—	—	Wichita State!	L	61-65
M 6	—	—	South Dakota	W	104-52
M 13	—	—	Drake##	L	69-76

~ UCLA Nike Tournament (Los Angeles, Calif.) | > Pizza Hut Invitational (Wichita, Kan.) | % Big Eight Tournament (Lawrence, Kan.) | ^ Coca-Cola Penn State Classic (University Park, Pa.) | ! AIAW Playoff Game (Emporia, Kan.) | ## AIAW Region VI (Minneapolis, Minn.)

## 1981-82 • Big 8 CHAMPIONS

Record: 26-6 (.813) H: 15-1 A: 8-4 N: 3-1 | Head Coach: Lynn Hickey

Posted 10th 20-win season in program history • Lynn Hickey picks up 50th coaching win at K-State with a 79-63 win vs. Pittsburg • Big Eight champions • Posted a school-record 17-game winning streak • Took second in East Regional • Reached the Elite Eight in first NCAA women's tournament.

AP Rankings					
Date	KSU	Opp	Opponent	W/L	Score
N 23	—	—	Pacific Christian	W	103-36
N 27	—	—	Pittsburgh ^	W	79-63
N 28	—	4	South Carolina ^	L	65-81
D 4	—	—	vs. South Dakota !	W	73-60
D 5	—	—	vs. Wayland Baptist !	W	93-78
D 8	—	—	at Missouri	W	64-62
D 12	—	—	Oklahoma City	W	71-64
D 18	—	—	at Central Missouri	W	66-64
D 20	—	19	Detroit	W	70-35
D 22	—	—	Jackson State	W	73-56
J 2	—	—	at Arkansas	L	53-68
J 4	—	—	at Mississippi State	L	78-79
J 5	—	—	at Memphis State	L	72-83
J 7	—	20	at Tennessee	L	68-83
J 14	—	—	Missouri%	W	72-69
J 15	—	—	Nebraska%	W	81-57
J 16	—	15	Colorado%	W	76-71
J 22	—	—	at Tulsa	W	94-54
J 23	—	—	at Oklahoma State	W	71-63
J 26	—	—	at Kansas	W	83-74
F 3	—	—	Wichita State	W	69-64
F 6	—	—	Minnesota	W	77-68
F 11	—	—	at Creighton	W	79-49
F 13	—	—	at Iowa State	W	72-50
F 16	—	—	Drake	W	82-74
F 20	—	—	Creighton	W	89-36
F 23	—	—	Kansas	W	80-69
F 27	—	—	at Wichita State	W	68-63
M 5	19	—	Central Missouri	W	66-61
M 13	19	—	Stephen F. Austin\$	W	78-75
M 18	18	7	Old Dominion\$\$\$	W	76-67
M 20	18	2	Cheyney State\$\$\$\$	L	71-93



M 12	14	17	Missouri%	L	65-75
M 19	17	—	Illinois State\$	W	91-72
M 25	17	3	Texas\$\$\$	L (OT)	70-73

^ Converse Little Apple Classic (Manhattan, Kan.) | \* Big Eight game | % Big Eight Tournament (Norman, Okla.) | \$ NCAA Midwest Regional First Round (Manhattan, Kan.) | \$\$\$ NCAA Midwest Regional (Ruston, La.)

194

## 1983-84 • Big 8 CHAMPIONS

**Record:** 25-6 (.806)/12-2 (.857) H: 14-1 A: 8-4 N: 3-1 | **Head Coach:** Lynn Hickey

Started season 7-0 • Ranked as high as 6th in the nation • Loss to Texas snapped 31-game home win streak • Big Eight regular-season co-champs • Big Eight Tournament champions • Qualified for NCAA Midwest Regional, the sixth consecutive national tourney appearance • Hickey's .762 winning percentage is the best in school history • Hickey's Wildcats lost only four home games (65-4) in her five years.

AP Rankings			W/L	Score
Date	KSU	Opp		
N 25	9	North Texas ^	W	99-44
N 26	9	Central Missouri ^	W	93-70
N 29	7	at Wichita State	W	68-53
D 3	7	at Northwestern	W	97-65
D 8	6	Drake	W	68-58
D 10	6	Creighton	W	66-50
D 18	6	vs. Montana &	W (OT)	64-62
D 19	9	vs. Oregon State &	L	62-70
D 20	9	at Portland State &	W	62-47
D 30	10	8 Texas	L	78-82
J 2	10	Oral Roberts	W	79-62
J 5	10	7 at Old Dominion	L	64-92
J 9	10	Wichita State	W	92-71
J 18	9	at Oklahoma State *	W	76-71
J 21	9	Oklahoma *	W	88-70
J 25	7	at Colorado *	W	77-55
J 28	7	at Kansas *	L	58-71
J 31	11	Iowa State *	W	73-58
F 4	11	Nebraska *	W	95-75
F 8	10	12 at Missouri *	L	62-66
F 11	10	at Oklahoma *	W	71-62
F 16	12	Colorado *	W	94-67
F 18	12	at Oklahoma State *	W	86-62
F 22	11	at Iowa State *	W	86-61
F 25	11	at Kansas *	W	81-63
F 28	11	at Nebraska *	W	91-76
M 3	11	7 Missouri	W	100-84
M 6	7	Iowa State%	W	86-60
M 9	7	Oklahoma%	W	69-67
M 10	7	9 Missouri%	W	84-75
M 15	7	13 at NE Louisiana\$	L	73-78

^ Little Apple Classic (Manhattan, Kan.) | Guisti Tournament (Portland, Ore.) | \* Big Eight game | % Big Eight Tournament (Kansas City, Mo.) | Big Eight first round site on campus | \$ NCAA Midwest Regional First Round (Monroe, La.)

## MATILDA MOSSMAN • 1984-90 • 83-68 (.550)



Mossman began her career at Kansas State after a three-year stint as the head coach at Arkansas. The 1986-87 season was arguably Mossman's best as she led the Wildcats to their last Big Eight Conference title and a berth in the NCAA Midwest Regional. Tabbed Big Eight Coach of the Year for her efforts, Mossman coached K-State to a 13-0 home mark that year, the fourth undefeated home season in school history. She was named the head coach at Tulsa in 2011.

## 1984-85

**Record:** 16-13 (.552)/6-8 (.429) H: 8-4 A: 6-8 N: 2-1 | **Head Coach:** Matilda Mossman

AP Rankings			W/L	Score
Date	KSU	Opp		
N 23	—	Grambling State ^	W	92-70
N 24	—	Central Michigan ^	W	75-60
N 27	—	at Illinois State	L	68-69
N 30	—	vs. Baylor &	W	62-56
D 1	—	at Wichita State &	W	66-49
D 4	—	at Drake	L	68-78
D 12	—	Emporia State	W	87-54
D 15	—	2 at Texas	L	48-74
D 29	—	Northern Illinois	W	85-70
J 5	—	vs. Louisiana State	W	77-69
J 7	—	at Grambling State	W	94-82
J 9	—	7 at Louisiana Tech	L	75-83
J 12	—	Creighton	W	71-64
J 16	—	at Nebraska *	L	67-74
J 19	—	at Colorado *	W	89-74
J 22	—	Oklahoma State *	L	65-67
J 26	—	20 at Oklahoma *	L	85-92
J 29	—	Kansas *	L	64-76
F 2	—	at Iowa State *	W	75-65
F 5	—	Missouri *	L	66-91
F 9	—	Oklahoma *	W	90-75
F 12	—	at Oklahoma State *	L	47-75
F 16	—	Nebraska *	W	87-76
F 20	—	at Kansas *	W	77-76
F 23	—	Colorado *	W	78-60
F 28	—	Iowa State *	L	65-75
M 2	—	at Missouri *	L	75-92
M 5	—	at Oklahoma State%	W	85-62
M 8	—	Missouri%	L	91-58

^ Converse Little Apple Classic (Manhattan, Kan.) | & Wichita State Pizza Hut Classic (Wichita, Kan.) | \* Big Eight game | % Big Eight Tournament (Kansas City, Mo.)

## 1985-86

**Record:** 16-13 (.552)/6-8 (.429) H: 9-4 A: 6-6 N: 1-3 | **Head Coach:** Matilda Mossman

AP Rankings			W/L	Score
Date	KSU	Opp		
N 22	—	North Dakota State ^	W	70-59
N 23	—	4 Louisiana Tech ^	L	63-73
N 26	—	Wichita State	W	76-60
N 29	—	vs. Central Michigan ~	W	82-63
N 30	—	at Minnesota ~	W	87-50
D 6	—	11 vs. Tennessee &	L	56-68
D 7	—	at Northern Illinois &	W	69-65
D 11	—	Emporia State	W	76-47
D 14	—	Drake	W	76-64
D 16	—	Louisiana State	W	50-48
J 3	—	7 vs. Western Kentucky !	L	69-95
J 4	—	at UNLV !	W	66-63
J 8	—	at Oral Roberts	L	75-78
J 14	—	Iowa State *	W	78-76
J 18	—	at Colorado *	W	67-55
J 22	—	14 Oklahoma *	L	72-83
J 25	—	Kansas *	L	66-69
J 29	—	at Oklahoma State *	L	58-60
F 1	—	Missouri *	W	81-65
F 5	—	at Nebraska *	L	70-73
F 8	—	Colorado *	L	57-69
F 11	—	17 at Oklahoma *	L	77-94
F 15	—	at Iowa State *	W	84-73
F 18	—	Oklahoma State *	W	83-65
F 22	—	at Kansas *	L	70-81
F 26	—	at Missouri *	L	57-67
M 1	—	Nebraska *	W	101-63
M 4	—	Kansas%	W	69-65
M 6	—	Colorado%	L	56-57

^ Little Apple Classic (Manhattan, Kan.) | ~ Minnesota Tournament (Minneapolis, Minn.) | & Northern Illinois Tournament (DeKalb, Ill.) | ! Bud Light Tournament (Las Vegas, Nev.) | \* Big Eight game | % Big Eight Tournament (Kansas City, Mo.)

## 1986-87 • Big 8 REGULAR SEASON CHAMPIONS

**Record:** 22-9 (.710)/9-5 (.643) H: 13-0 A: 6-7 N: 3-2 | **Head Coach:** Matilda Mossman

• Qualified for NCAA Midwest Regional. • Big Eight Conference regular-season tri-champions • Won sixth regular-season Big Eight championship • Matilda Mossman tabbed Big Eight Coach of the Year • Fourth undefeated home season (13-0) in school history • Carlisa Thomas named Big Eight Tournament MVP.

AP Rankings			W/L	Score
Date	KSU	Opp		
N 28	—	Western Illinois ^	W	84-46
N 29	—	Loyola Marymount ^	W	73-49
D 1	—	Minnesota	W	79-68
D 5	—	vs. American !	W	54-51
D 6	—	2 at Louisiana Tech !	L	45-67
D 11	—	at Drake	W	73-72
D 13	—	at Creighton	L	59-62
D 19	—	UMKC	W	72-61
D 29	—	at UC Santa Barbara	W	57-48
D 30	—	at Cal State Fullerton	W	80-68
J 2	—	at Chapman College	W	95-51
J 6	—	at Oklahoma *	L	47-70
J 8	—	Oral Roberts	W	95-57
J 12	—	St. Mary the Plains	W	88-50
J 14	—	Nebraska *	W	81-76
J 17	—	Iowa State *	W	63-56
J 21	—	at Colorado *	W	71-61
J 24	—	Kansas *	W (OT)	71-65
J 27	—	at Oklahoma State *	L	67-75
J 31	—	at Missouri *	L	74-78
F 6	—	Oklahoma *	W	80-69
F 7	—	at Iowa State *	W	72-66
F 11	—	Colorado *	W (OT)	85-78
F 14	—	at Nebraska *	L	57-77
F 17	—	Oklahoma State *	W	74-62
F 21	—	at Kansas *	L	63-68
F 25	—	Missouri *	W	90-81
F 28	—	Oklahoma%	W	79-64
M 1	—	Missouri%	W	78-61
M 2	—	Kansas%	L	51-85
M 11	—	Northwestern#	L (OT)	61-62

^ McCall Pattern Classic (Manhattan, Kan.) | ! Louisiana Tech Dial Classic (Ruston, La.) | \* Big Eight game | % Big Eight Tournament (Salina, Kan.) | # NCAA Midwest Regional First Round (Evanston, Ill.)

## 1987-88

**Record:** 8-20 (.286)/1-13 (.071) H: 5-8 A: 2-10 N: 1-2 | **Head Coach:** Matilda Mossman

Final season in Ahearn Field House • Record at Ahearn (1969-1988): 173-44 (.797) • Loss in home opener ends 15-game home winning streak • Set school single-game scoring record with 110-point outburst vs. Texas-Pan American • First losing season in school history.

AP Rankings			W/L	Score
Date	KSU	Opp		
N 27	—	Arkansas-Little Rock ^	L	59-62
N 28	—	Rockhurst ^	W	82-65
D 2	—	Creighton	W (OT)	67-60
D 5	—	Drake	W	76-65
D 8	—	at Wichita State	W	75-53
D 11	—	vs. Stephen F. Austin ~	L	59-82
D 12	—	vs. Texas-Pan American ~	W	110-46
D 19	—	at UMKC	L	73-77
D 30	—	Louisiana State	W	73-61
J 4	—	at Arizona State	L	73-75
J 5	—	at Northern Arizona	W (OT)	74-65
J 8	—	at Oral Roberts	L	57-58
J 12	—	at Oklahoma State *	L	64-87
J 13	—	Oklahoma *	L	65-96
J 20	—	at Nebraska *	L	72-82
J 23	—	at Colorado *	L	58-84
J 27	—	Missouri *	L	66-79
J 28	—	2 Louisiana Tech	L	45-77
J 30	—	at Kansas *	L	50-52
F 3	—	Iowa State *	W	83-70
F 6	—	Nebraska *	L	60-66
F 10	—	at Missouri *	L	65-67

F 13	—	at Oklahoma *	L	61-79
F 17	—	Colorado *	L	70-86
F 20	—	Kansas *	L	58-74
F 23	—	at Iowa State *	L	52-70
F 27	—	Oklahoma State *	L	54-73
M 5	—	Nebraska%	L	51-71

^ McCall Pattern Classic (Manhattan, Kan.) | ~ Dallas Hilton Classic (Dallas, Texas) | \* Big Eight game | % Big Eight Tournament (Salina, Kan.)

## 1988-89

**Record:** 18-11 (.621)/7-7 (.500) H: 11-2 A: 4-6 N: 3-3 | **Head Coach:** Matilda Mossman

Became fifth NCAA women's team and first Big Eight women's team to reach 400 wins • K-State posts 11-2 mark in first year at Bramlage Coliseum • Finished third in Big Eight • Turnaround from eight wins in 1987-1988 to 18 wins is second best in league history • Mary Jo Miller became the first Wildcat to be named Big Eight Newcomer of the Year.

AP Rankings			W/L	Score
Date	KSU	Opp		
N 25	—	Colorado State ^	W	70-56
N 26	—	Montana ^	W	66-65
N 29	—	UMKC	W	54-35
D 2	—	vs. Texas A&M ~	L	62-65
D 3	—	vs. Radford	L	61-74
D 6	—	Central Missouri	W	55-53
D 8	—	Oral Roberts	W	83-58
D 10	—	at Creighton	W	69-45
D 19	—	at Missouri State	W	73-54
D 29	—	Wichita State	W	67-54
J 3	—	at Florida International &	L	68-81
J 4	—	vs. Cleveland State &	W	77-43
J 5	—	vs. South Alabama &	W	65-64
J 11	—	Oklahoma State *	W	78-68
J 14	—	Colorado *	L	63-75
J 18	—	at Missouri *	L	75-82
J 21	—	Nebraska *	W	83-80
J 25	—	Iowa State *	W	87-76
J 28	—	at Kansas *	W	74-68
F 1	—	at Oklahoma *	W	84-83
F 4	—	Missouri *	W	96-78
F 8	—	at Iowa State *	L	75-83
F 11	—	at Nebraska *	L	56-68
F 15	—	10 at Colorado *	L	71-87
F 18	—	at Kansas *	L	57-58
F 22	—	Oklahoma *	W	64-60
F 26	—	at Oklahoma State *	L	71-81
M 4	—	Nebraska%	W	74-59
M 5	—	Oklahoma State%	L	53-65

^ McCall Pattern Classic (Manhattan, Kan.) | ~ Minnesota Dial Classic (Minneapolis, Minn.) | & Florida International Tournament (Miami, Fla.) | \* Big Eight game | % Big Eight Tournament (Salina, Kan.)

## GAYE GRIFFIN • 1989-90 • 17-8 (.680)



An assistant coach under Matilda Mossman, Gaye Griffin served as interim head coach for one season. Griffin came to K-State from Arkansas Tech where she excelled as a coach and a player. Under Griffin in 1989-90, the Wildcats finished the season strong with a 17-8 record and a 10-4 mark in conference play.

## 1989-90

**Record:** 20-10 (.667)/10-4 (.714) H: 11-2 A: 6-7 N: 3-1

**Head Coach:** Matilda Mossman (3-2) | **Interim Coach:** Gaye Griffin (17-8)

Big Eight Conference Tournament runner-up • 14th 20-win season in school history • Diana Miller named Big Eight Co-Player of the Year and a Kodak All-District V First Team selection.

AP Rankings			W/L	Score
Date	KSU	Opp		
N 24	—	17 Maryland	L	66-74
N 25	—	Eastern Washington	W	75-60
N 28	—	at Wichita State	W	87-65
D 1	—	vs. Bowling Green	W	72-60
D 2	—	at Montana	L	62-77
D 9	—	Georgia State	W	88-71
D 12	—	at UMKC	L	54-60
D 15	—	Missouri State	W	69-48
D 17	—	Creighton	W	89-50
D 30	—	Minnesota	W	100-80
J 3	—	at Louisiana State	L	64-78
J 4	—	at Nicholls State	W	71-41
J 6	—	1 at Louisiana Tech	L	54-100
J 10	—	at Iowa State *	W	80-61
J 13	—	Colorado *	W	71-67
J 17	—	Missouri *	W	66-53
J 20	—	at Oklahoma *	W	94-87
J 24	—	at Nebraska *	W	67-60
J 27	—	at Kansas *	W	63-51
J 31	—	Oklahoma State *	W	66-56
F 4	—	at Missouri *	L	64-79
F 7	—	Nebraska *	W	60-58
F 11	—	at Colorado *	L	69-82
F 14	—	Oklahoma *	W	92-88
F 17	—	Iowa State *	W	69-67
F 21	—	25 at Oklahoma State *	L	66-75
F 24	—	Kansas *	L	70-73
M 3	—	Nebraska *	W	71-63
M 4	—	Iowa State *	W	74-58
M 5	—	Oklahoma State *	L	65-72

## SUSAN YOW • 1990-93 • 31-51 (.277)



A member of a basketball family, Susan Yow came to Kansas State after four years as the head coach at Drake. A Kodak All-American during her playing days at Elon College, Yow began her coaching career as an assistant at North Carolina State under her sister, Kay Yow. She then took over the helm at East Tennessee State in 1978, a post she held for eight years. While at K-State, Yow coached Kodak All-District selection Nadira Hazim.

## 1990-91

Record: 16-11 (.593)/8-6 (.571) H: 8-4 A: 6-6 N: 2-1 | Head Coach: Susan Yow

Advanced to second round in Big Eight Tournament • Nadira Hazim named a Kodak All-District V First Team selection.

AP Rankings		Opponent	W/L	Score
Date	KSU			
N 23	—	Alabama State ^	W	103-57
N 25	—	21 Clemson ^	L	61-68
N 27	—	— UMKC	W	63-57
D 4	—	— at Missouri State	L	76-87
D 7	—	— vs. San Diego State &	W	73-65
D 8	—	— at Long Beach State &	L	64-90
D 11	—	— Wichita State	W	79-57
D 15	—	— at Creighton	L	75-83
D 29	—	— SMU	W	69-59
J 2	—	— at Georgia State	W	67-57
J 3	—	— at Mercer	W	60-57
J 9	—	— at Nebraska *	W	76-71
J 12	—	— at Colorado *	L	74-75
J 16	—	— at Missouri *	W	68-53
J 19	—	— Iowa State *	L	66-75
J 23	—	— Oklahoma *	W	86-75
J 26	—	— Oklahoma State *	W	78-72
J 30	—	— at Kansas *	W (OT)	74-73
F 2	—	— Missouri *	L	66-62
F 6	—	— at Oklahoma *	L	56-88
F 9	—	— at Iowa State *	W	73-61
F 13	—	— Colorado *	L	68-71
F 16	—	— Nebraska *	L	69-79
F 20	—	— 25 at Oklahoma State *	L	61-79
F 23	—	— Kansas *	W	73-64
M 2	—	— Iowa State%	W	77-65
M 3	—	— Oklahoma State%	L	70-87

^ McCall Pattern Classic (Manhattan, Kan.) | Long Beach State Dial Classic (Long Beach, Calif.) | \* Big Eight game | % Big Eight Tournament (Salina, Kan.)

## 1991-92

Record: 5-23 (.179)/2-12 (.143) H: 4-9 A: 1-9 N: 0-5 | Head Coach: Susan Yow

Fewest wins (5) and most losses (23) in school history • Lost last 11 games of the year, the longest losing skid in school history.

AP Rankings		Opponent	W/L	Score
Date	KSU			
N 25	—	— at Illinois-Chicago	L (OT)	64-68
N 30	—	— Creighton	L	57-77
D 3	—	— Oral Roberts	W	66-64
D 6	—	— 9 vs. Purdue ~	L	52-75
D 7	—	— vs. Miami (Ohio) ~	L	69-85
D 11	—	— Missouri State	L	49-66
D 14	—	— at Wichita State	L	60-70
D 21	—	— Wisconsin-Green Bay	L	50-59
D 28	—	— vs. Indiana ^	L	52-66
D 30	—	— vs. Pennsylvania ^	L	60-71
J 4	—	— Saint Louis	W	68-46
J 8	—	— at UMKC	L	48-72
J 11	—	— Loyola-Chicago	W	69-56
J 14	—	— Oklahoma State *	L	73-74
J 18	—	— at Oklahoma *	W	91-86
J 21	—	— Nebraska *	L	82-87
J 25	—	— Iowa State *	W	67-48
J 29	—	— at Missouri *	L	64-80
F 2	—	— 20 Kansas *	L	52-82
F 5	—	— at Colorado *	L	56-69
F 8	—	— 22 at Nebraska *	L	62-76
F 12	—	— Oklahoma *	L	73-88
F 15	—	— Missouri *	L	56-89
F 18	—	— at Iowa State *	L	54-58
F 23	—	— 18 at Kansas *	L	49-67
F 26	—	— Colorado *	L	42-65
M 1	—	— at Oklahoma State *	L	56-85
M 7	—	— Colorado%	L	27-79

~ Northern Illinois Tournament (DeKalb, Ill.) | ^ BYU Holiday Classic (Provo, Utah) | \* Big Eight game | % Big Eight Tournament (Salina, Kan.)

## 1992-93

Record: 10-17 (.370)/1-13 (.071) H: 6-10 A: 2-6 N: 2-1 | Head Coach: Susan Yow

One conference victory • K-State's worst conference record in school history (1-13 regular season).

AP Rankings		Opponent	W/L	Score
Date	KSU			
D 1	—	— Missouri-Rolla	W	70-59
D 3	—	— Northern Iowa	W	61-55
D 5	—	— Lafayette	W	48-41
D 10	—	— Oral Roberts	W	77-44
D 19	—	— Missouri Western	W	75-55
D 21	—	— Illinois-Chicago	L	60-61
D 30	—	— Minnesota	L	44-58
J 2	—	— vs. New Hampshire	W	69-60
J 3	—	— at UNC Wilmington ^	W	69-51
J 8	—	— 7 at Colorado *	L	33-61
J 10	—	— at Missouri *	L	49-62
J 15	—	— Iowa State *	L	61-67

J 17	—	— Nebraska *	L	57-74
J 22	—	— 22 at Oklahoma State *	L	54-72
J 24	—	— at Oklahoma *	L	60-68
J 26	—	— Wichita State	L	54-66
J 28	—	— Quincy	W	62-44
J 31	—	— Kansas *	L	51-58
F 5	—	— Missouri *	L	51-67
F 7	—	— 5 Colorado *	L	51-61
F 12	—	— 23 at Nebraska *	L	50-69
F 14	—	— at Iowa State *	W	67-43
F 19	—	— Oklahoma *	L	65-87
F 21	—	— 24 Oklahoma State *	L	53-63
F 23	—	— at Loyola-Chicago	W	63-52
F 28	—	— at Kansas *	L	45-77
M 6	—	— 6 Colorado%	L	41-55

^ UNC Wilmington Tournament (Wilmington, N.C.) | \* Big Eight game | % Big Eight Tournament (Salina, Kan.)

## BRIAN AGLER 1993-96 • 38-39 (.494)



Quest of the ABL and won two ABL Championships in 1997 and 1998. He later spent four seasons as the head coach of the WNBA's Minnesota Lynx, a stint with the WNBA's San Antonio Silver Stars, was named the WNBA Coach of the Year in 2010 as the head coach of the Seattle Storm and is the head coach of the WNBA's Los Angeles Sparks.

## 1993-94

Record: 13-14 (.481)/5-9 (.357) H: 10-3 A: 2-9 N: 1-2 | Head Coach: Brian Agler

Consecutive victories over Oklahoma and Oklahoma State marked the team's first back-to-back wins vs. conference opponents since 1990-91 • Team's 13 wins and five conference victories were the most in three seasons • Led Big Eight Conference in 3-point field goals made (5.6) and free throw percentage (.704) • Shawnda DeCamp named Big Eight Newcomer of the Year.

AP Rankings		Opponent	W/L	Score
Date	KSU			
N 27	—	— Detroit	W	69-56
N 29	—	— Missouri-Rolla	W	73-45
D 7	—	— at Wichita State	L	54-67
D 10	—	— vs. Saint Mary's ^	L	71-75
D 11	—	— vs. St. Bonaventure ^	W	77-67
D 19	—	— 16 at Ohio State	L	70-105
D 21	—	— at Minnesota	L	65-76
D 30	—	— Missouri-St. Louis	W	78-44
J 1	—	— Utah	W	49-41
J 7	—	— 4 Colorado *	L	58-65
J 9	—	— Missouri *	W	63-52
J 14	—	— at Iowa State *	L	44-58
J 16	—	— at Nebraska *	L	58-78
J 21	—	— Oklahoma State *	W	75-63
J 23	—	— Oklahoma *	W	72-54
J 27	—	— NE Illinois	W	71-37
J 30	—	— 7 at Kansas *	L	50-77
F 2	—	— at Missouri *	L	51-59
F 6	—	— 7 at Colorado *	L	57-66
F 11	—	— Nebraska *	L	67-76
F 13	—	— Iowa State *	W	79-59
F 18	—	— at Oklahoma *	W	71-70
F 20	—	— at Oklahoma State *	L	43-55
F 22	—	— at Detroit	W	64-50
F 26	—	— 12 Kansas *	L	54-65
M 3	—	— Sacramento State	W	69-55
M 5	—	— Oklahoma State%	L	51-61

^ Warner's Class (Fairfield, Conn.) | \* Big Eight game | % Big Eight Tournament (Salina, Kan.)

## 1994-95

Record: 14-13 (.519)/6-8 (.429) H: 9-5 A: 3-6 N: 2-2 | Head Coach: Brian Agler

First .500-plus season in four years • 14 overall and six conference wins were the most since 1990-91 • Third straight winning non-conference and second straight winning home court records • Led the conference in three-point field goal percentage (.349) and three-point field goals made (5.1) • Broke seven-game losing streaks to Kansas (then ranked No.15) and Nebraska as well as a decade-long drought vs. Oklahoma State in Stillwater, Okla. • Shanele Stires tabbed a Kodak All-District V First Team and All-Big Eight First Team selection.

AP Rankings		Opponent	W/L	Score
Date	KSU			
N 25	—	— Eastern Illinois	W	67-49
N 27	—	— Ohio State	L	73-87
N 29	—	— vs. Wichita State (Salina, Kan.)	W	60-55
D 2	—	— Minnesota	W	75-73
D 4	—	— South Dakota	W	81-37
D 9	—	— vs. Arkansas State !	L	55-60
D 10	—	— vs. District of Columbia !	W	83-64
D 17	—	— at Utah	L	46-61
D 20	—	— at Michigan	L	53-62
D 27	—	— Missouri-Rolla	W	78-62
D 30	—	— Washington State	W	88-68
J 6	—	— at Nebraska *	W	74-70
J 8	—	— at Iowa State *	W	63-51
J 12	—	— Sacramento State	W	93-35
J 15	—	— 14 at Kansas *	L	62-73
J 20	—	— Oklahoma State *	L	63-72
J 22	—	— Oklahoma *	L	70-79
J 27	—	— 5 at Colorado *	L	66-76
J 29	—	— at Missouri *	L	60-70

## YEAR-BY-YEAR RESULTS



F 3	—	— Iowa State *	W	54-38
F 5	—	— Nebraska *	W	53-50
F 12	—	— 15 Kansas *	W	80-73
F 17	—	— at Oklahoma *	L	60-71
F 19	—	— at Oklahoma State *	W	57-56
F 24	—	— Missouri *	L	59-66
F 26	—	— 3 Colorado *	L	74-77
M 4	—	— Oklahoma State%	L	59-69

! George Washington University Invitational (Washington, D.C.) | \* Big Eight game | % Big Eight Tournament (Salina, Kan.)

## JACK HARTMAN • 1996 • 3-4 (.429)



The winningest coach in the history of Kansas State men's basketball, Jack Hartman took over as head coach for the final seven games in 1995-96. He guided K-State to a 3-4 mark. Hartman coached the men's basketball team for 26 years and led it to three Big Eight Conference titles and to the quarterfinals of the NCAA Tournament four times from 1970-86.

## 1995-96

Record: 14-16 (.467)/5-9 (.357) H: 11-4 A: 2-8 N: 1-4

Head Coach: Brian Agler (11-12) | Interim Coach: Jack Hartman (3-4)

Kansas State swept Oklahoma State for the first time in 12 years • Led the Big Eight in team defense (61.6 ppg) and free throw percentage (.729) • Agler coached K-State to an 11-12 mark and Jack Hartman took over Feb. 9 and charted a 3-4 record • Finished the conference season with a 5-9 mark (seventh) but was seeded eighth in the tournament after forfeiting all but the final three wins of the year • Forfeited games after it was discovered the team used ineligible players • Missy Decker, Brit Jacobson and Andria Jones were named All-Big Eight honorable mention.

AP Rankings		Opponent	W/L	Score
Date	KSU			
N 24	—	— Bradley & ^	W	60-51
N 25	—	— Lamar & ^	W	81-76
N 28	—	— at Wichita State &	W	54-44
D 1	—	— vs. Grambling State &	W	79-71
D 2	—	— at Memphis	L	57-72
D 6	—	— Ohio	L	68-69
D 10	—	— Michigan &	W	66-63
D 16	—	— vs. Missouri State !	L	76-84
D 18	—	— 25 vs. Northwestern !	L (OT)	77-86
D 19	—	— vs. George Washington !	L	45-69
D 27	—	— Missouri-Rolla &	W	64-39
D 29	—	— Idaho	W	68-55
D 31	—	— Arkansas State &	W	63-58
J 5	—	— Missouri & ^	W	69-58
J 7	—	— 13 Colorado *	L	58-64
J 12	—	— at Iowa State *	L	51-58
J 14	—	— at Nebraska *	L	49-61
J 19	—	— 19 Oklahoma State & *	W (OT)	81-68
J 21	—	— Oklahoma & *	W	80-67
J 23	—	— at Arkansas State	L (OT)	64-73
J 28	—	— Kansas *	L	38-51
J 31	—	— at Missouri *	L	51-57
F 4	—	— 16 at Colorado *	L	50-54
F 9	—	— Nebraska *	W	81-75
F 11	—	— Iowa State *	L	47-58
F 16	—	— at Oklahoma *	L	54-62
F 18	—	— at Oklahoma State *	W	70-64
F 20	—	— Hampton	W	78-42
F 25	—	— 24 at Kansas	L	56-66
M 2	—	— 21 Kansas%	L	64-70

& Wins later forfeited | ^ Commerce Bank Wildcat Classic (Manhattan, Kan.) | ! San Juan Shootout (San Juan, Puerto Rico) | \* Big Eight games | % Big Eight Tournament (Kansas City, Mo.)

## DEB PATTERSON • 1996-2014 • 350-226 (.608)



In 18 seasons at Kansas State, Deb Patterson guided the Wildcats to 14 postseason appearances and finished as the career wins leader for women's basketball at K-State. Under her guidance, K-State captured the 2006 Postseason WNIT Championship, to mark the school's first postseason championship title. The Wildcats reached their highest ranking in school history on Nov. 25, 2002, when the Wildcats were ranked No. 2 in the nation. She also led the program to a pair of Big 12 titles in the 2003-04 and 2007-08 seasons.

## 1996-97

Record: 19-12 (.613)/9-7 (.563) H: 11-1 A: 4-8 N: 4-3 | Head Coach: Deb Patterson

K-State received an NCAA Tournament berth for the first time in 10 years • Wildcats finished in the upper division of the conference for the first time since 1990-91 • K-State posted a 9-7 Big 12 mark to receive No. 5 seed in the league tournament • K-State played in the tournament finals for the first time since 1990 • Andria Jones was named tourney MVP of the Big 12 Tournament, while Brit Jacobson earned all-tournament honors • Jones earned Associated Press and Kodak All-America honorable mention accolades • Jacobson and Jones joined the 1,000 Point Club • Jones was named All-Big 12 First Team selection and Missy Decker was All-Big 12 honorable mention.

AP Rankings		Opponent	W/L	Score
Date	KSU			
N 22	—	— Memphis	W	68-60
N 24	—	— at Bradley	W	71-49

N 29	—	—	Nicholls State ^	W	64-44
N 30	—	—	Grambling State ^	W	72-62
D 3	—	—	at Ohio	L	65-75
D 6	—	—	vs. UTEP	L	61-67
D 7	—	—	at Idaho	W	72-53
D 11	—	—	Wichita State	W	63-59
D 29	—	—	vs. Nevada	W	69-63
D 30	—	23	at Florida	L	67-89
J 4	—	18	at Kansas*	L	54-70
J 11	—	7	Texas*	W	68-67
J 15	—	16	at Nebraska*	L	47-53
J 18	—	14	at Texas Tech*	L	61-76
J 22	—	—	Iowa State*	W	62-54
J 25	—	—	Texas A&M*	W	73-61
J 29	—	18	at Colorado*	L	58-71
F 1	—	—	Missouri*	W	77-42
F 5	—	—	Oklahoma State*	W	58-50
F 8	—	—	at Oklahoma*	W	49-47
F 12	—	23	Nebraska*	W	47-45
F 15	—	—	at Iowa State*	L	40-54
F 19	—	—	Colorado*	W	68-62
F 22	—	12	Kansas*	L	46-62
F 26	—	—	at Missouri*	W	64-60
M 1	—	—	at Baylor*	L	76-81
M 4	—	—	Oklahoma*	W	81-56
M 5	—	15	Texas Tech*	W	76-68
M 6	—	9	Kansas%	W	73-58
M 8	—	—	Colorado%	L	44-54
M 14	—	—	Saint Joseph's #	L	52-70

^ Commerce Bank Wildcat Classic (Manhattan, Kan.) | \* Big 12 Conference game | % Big 12 Tournament (Kansas City, Mo.) | # NCAA East Regional 1st Round (Tuscaloosa, Ala.)

## 1997-98

**Record:** 11-17 (.393)/4-12 (.250) **H:** 8-5 **A:** 1-11 **N:** 2-1 | **Head Coach:** Deb Patterson

Advanced to the quarterfinals of Big 12 Tournament • With an 8-5 home mark, the Wildcats posted a winning record at home for the fifth-straight year and the 26th time in 30 years • Brit Jacobson and Angie Finkes earned honorable mention All-Big 12 honors.

AP Rankings					
Date	KSU	Opp	Opponent	W/L	Score
N 21	—	—	Illinois State	W	66-55
N 25	—	—	Drake	W	82-76
N 29	—	—	at DePaul	L	68-75
N 30	—	—	vs. Yale	W	75-47
D 3	—	—	Grambling State	W	73-54
D 5	—	—	Southern+	W	82-38
D 6	—	—	Utah+	L	57-68
D 13	—	—	at Ohio State	W	67-64
D 21	—	—	at Marquette	L	66-81
D 28	—	—	at San Diego State	L	53-57
J 4	—	14	at Nebraska*	L	58-80
J 7	—	—	Kansas*	W	53-47
J 13	—	—	at Missouri*	L	56-72
J 17	—	20	Nebraska*	L	47-78
J 21	—	—	Colorado*	W	64-52
J 24	—	—	Baylor*	W	62-59
J 28	—	24	at Iowa State*	L	46-64
J 31	—	—	at Colorado*	L	52-56
F 4	—	—	Oklahoma*	L	67-69
F 7	—	—	at Kansas*	L	62-65
F 11	—	7	at Texas*	L	57-73
F 15	—	—	Missouri*	W	66-57
F 18	—	24	Iowa State*	L	50-80
F 21	—	—	at Oklahoma State*	L	47-78
F 25	—	—	at Texas A&M*	L	76-81
F 28	—	6	Texas Tech*	L	62-67
M 3	—	—	Baylor%	W (OT)	75-66
M 4	—	—	Kansas%	L	46-50

+ Commerce Bank Wildcat Classic (Manhattan, Kan.) | \* Big 12 Conference game | % Big 12 Tournament (Kansas City, Mo.)

## 1998-99

**Record:** 16-14 (.533)/7-9 (.438) **H:** 10-4 **A:** 5-9 **N:** 1-1 | **Head Coach:** Deb Patterson

Earned the school's first bid in the Women's NIT, downing Creighton before falling at Arkansas State in the second round • Won the school's first postseason tournament game since 1983 • Advanced to the quarterfinals of Big 12 Tournament, marking the third time in as many years that the Wildcats won their first game • K-State boasted wins over four Top 25 opponents, including a victory over then No. 16 Iowa State, which advanced to the NCAA Tournament Elite Eight • With a 10-4 home mark, the Wildcats posted a winning record at home for the sixth straight year and the 27th time in 31 years • Nicky Ramage earned third team All-Big 12 honors, while Angie Finkes and Olga Firsova were honorable mention selections.

AP Rankings					
Date	KSU	Opp	Opponent	W/L	Score
N 16	—	—	Ohio State	L	62-63
N 18	—	—	Eastern Kentucky	W	108-69
N 22	—	—	at Drake	L	67-88
N 23	—	—	at Eastern Michigan	W	78-66
N 28	—	—	at Utah	L	58-76
D 4	—	—	Army+	W	87-58
D 5	—	—	San Diego State+	W	77-56
D 9	—	—	Kent State	W	67-64
D 20	—	—	at Illinois State	W	54-39
D 30	—	24	at Santa Clara	W	66-64
J 2	—	—	Oklahoma State*	L	56-59
J 6	—	—	at Missouri*	W	72-60
J 9	—	7	at Texas Tech*	L	60-73
J 13	—	24	Nebraska*	W	79-67
J 16	—	6	Texas*	W	75-68
J 20	—	—	at Baylor*	L	53-82
J 23	—	—	Missouri*	W	79-67
J 27	—	—	Texas A&M*	L	59-73
J 31	—	24	at Kansas*	L	45-66
F 6	—	—	at Colorado*	W	59-57
F 10	—	16	Iowa State*	W	70-63
F 13	—	—	at Oklahoma*	L	58-79
F 17	—	—	Colorado*	L	54-57
F 20	—	19	at Iowa State*	L	53-86
F 24	—	—	at Nebraska*	L	63-74
F 27	—	22	Kansas*	W	69-58
M 2	—	—	Colorado %	W	55-51
M 3	—	9	Texas Tech %	L	55-74
M 11	—	—	Creighton \$	W	71-60

M 14	—	—	at Arkansas State \$\$	L	70-83
------	---	---	------------------------	---	-------

+ Commerce Bank Wildcat Classic (Manhattan, Kan.) | \* Big 12 Conference game | % Big 12 Tournament (Kansas City, Mo.) | \$ - Postseason WNIT 1st Round | \$\$ - Postseason WNIT 2nd Round

## 1999-00

**Record:** 13-17 (.433)/6-10 (.375) **H:** 7-6 **A:** 6-6 **N:** 0-5 | **Head Coach:** Deb Patterson

Earned ninth win over a Top 25 opponent during the Deb Patterson era with a victory over No. 8 Iowa State, which advanced to the NCAA Tournament Elite Eight • Angie Finkes and Nicky Ramage both joined the 1,000 point club and the 500 career rebound group • Olga Firsova became Kansas State's all-time leading shot blocker and fifth all-time, men and women, at K-State • With a 7-6 home mark, the Wildcats posted a winning record at home for the seventh straight year and the 28th time in 32 years • Nicky Ramage, Angie Finkes and Olga Firsova were honorable mention All-Big 12.

AP Rankings					
Date	KSU	Opp	Opponent	W/L	Score
N 19	—	—	Drake	W	59-57
N 26	—	—	vs. Alabama !	L	60-63
N 27	—	7	vs. North Carolina State !	L	72-73
N 30	—	—	Eastern Michigan	W	89-45
D 3	—	—	Alabama State +	W	80-32
D 4	—	—	Idaho +	W	81-69
D 8	—	—	at Green Bay	W	66-57
D 10	—	10	vs. Oregon ^	L	69-79
D 11	—	—	vs. TCU ^	L	62-71
D 18	—	—	Wichita State	L	66-76
D 20	—	—	at Kent State	L	55-63
D 28	—	—	at Chattanooga	W	69-55
D 30	—	—	at Tennessee State	W	72-58
J 5	—	—	at Texas*	L	58-80
J 8	—	23	Kansas*	L	54-70
J 12	—	—	Baylor*	W	73-58
J 15	—	—	at Texas A&M*	W	67-62
J 18	—	15	Texas Tech*	L	47-51
J 23	—	—	at Missouri*	L	52-63
J 25	—	6	at Iowa State*	L	61-64
J 30	—	—	Nebraska*	L	61-68
F 5	—	—	Missouri*	L	68-72
F 9	—	—	at Oklahoma State*	W	71-64
F 13	—	8	Iowa State*	W	69-63
F 16	—	—	at Colorado*	W	62-54
F 19	—	24	at Kansas*	L	43-61
F 22	—	24	Oklahoma*	L	56-64
F 26	—	—	at Nebraska*	L	56-65
M 3	—	—	Colorado*	W	64-47
M 6	—	—	Oklahoma State%	L	59-67

! Cancun Tournament (Cancun, Mexico) | + Commerce Bank Wildcat Classic (Manhattan, Kan.) | ^ Sport Foundation Tournament (Springfield, Mo.) | \* Big 12 Conference game | % Big 12 Tournament (Kansas City, Mo.)

## 2000-01

**Record:** 12-16 (.429)/2-14 (.125) **H:** 7-6 **A:** 4-8 **N:** 1-2 | **Head Coach:** Deb Patterson

Earned 10th win over a Top 25 opponent during the Deb Patterson era with a victory over No. 17 Texas • Kansas State put together the second-best start in school history with a 10-1 record • Kim Woodlee became K-State's all-time, men and women, three-point shooter and joined the 1,000 point club • With a 7-6 home mark, the Wildcats posted a winning record at home for the eighth straight year and the 29th time in 33 years • Nicole Ohlde was named Big 12 Freshman of the Year and third team All-Big 12 • Ohlde broke seven freshman records.

AP Rankings					
Date	KSU	Opp	Opponent	W/L	Score
N 17	—	—	UMKC	W	62-49
N 21	—	—	Western Illinois	W	63-54
N 24	—	—	vs. Wyoming	L (OT)	70-73
N 25	—	—	vs. Princeton	W	63-51
D 1	—	—	Texas Southern+	W	84-41
D 2	—	—	Texas A&M-Corpus Christi+	W	63-54
D 5	—	—	at Western Michigan	W	90-81
D 9	—	—	at Drake	W	69-63
D 15	—	—	at Wichita State	W	65-64
D 17	—	—	Vermont	W (OT)	64-60
D 28	—	—	at South Florida	W	71-56
J 3	—	7	Iowa State*	L	58-84
J 6	—	—	Colorado*	L	62-67
J 10	—	—	at Nebraska*	L	58-67
J 13	—	—	at Kansas*	L	67-78
J 17	—	17	Texas*	W	72-63
J 20	—	—	at Missouri*	L	60-65
J 27	—	—	Kansas*	L	62-65
J 31	—	12	at Texas Tech*	L	41-72
F 3	—	—	Oklahoma State*	L	55-69
F 7	—	—	Missouri*	L	54-63
F 10	—	9	at Iowa State*	L	52-81
F 14	—	10	at Oklahoma*	L	60-79
F 17	—	—	Nebraska*	L	69-77
F 20	—	—	Texas A&M*	W	60-55
F 2	—	16	at Colorado*	L	56-74
F 28	—	24	at Baylor*	L	57-74
M 3	—	24	Baylor*	L	44-60

+ Commerce Bank Wildcat Classic (Manhattan, Kan.) | \* Big 12 Conference game | % Big 12 Tournament (Kansas City, Mo.)

## 2001-02

**Record:** 26-8 (.765)/11-5 (.688) **H:** 13-2 **A:** 9-3 **N:** 4-3 | **Head Coach:** Deb Patterson

K-State reached the Sweet Sixteen for the first time in 19 years and the NCAA Tournament for the first time in five years • Hosted first and second rounds • Finished in the upper division of the conference for the first time since 1996-97 • Posted an 11-5 Big 12 mark to receive No. 4 seed in the league tournament • Kendra Wecker became the first freshman in Big 12 Tournament history to be named to the all-tournament team • Nicole Ohlde was named first team All-Big 12 and named to the third team was Wecker and Laurie Koehn • Ohlde earned honorable mention Associated Press All-America and Kodak All-America honorable mention • Koehn was named ESPN.com's Rookie of the Year • Patterson was named Big 12 Coach of the Year and ESPN The Magazine Coach of the Year • Wildcats received final rankings of No. 11 in the AP Poll and No. 10 in the USA TODAY/ESPN Coaches Poll.

AP Rankings					
Date	KSU	Opp	Opponent	W/L	Score
N 16	—	—	at Georgia Tech	W	74-70
N 19	—	—	IUPUI	W	98-57

N 24	—	—	vs. Richmond!	W	85-63
N 25	—	21	vs. Arizona State!	L	76-58
N 26	—	—	vs. Western Michigan!	W	91-62
N 30	—	—	Grambling State+	W	105-54
D 1	—	—	Harvard+	W	72-56
D 6	—	—	Green Bay	W	85-66
D 9	—	—	Oregon State	W	95-61
D 17	—	—	at Middle Tennessee State	W	54-53
D 20	—	—	at Northern Arizona	W	79-63
D 29	—	—	vs. Georgia State ^	W	93-79
D 30	—	—	at Loyola ^	W	72-60
J 2	—	4	at Iowa State*	W	69-63
J 5	—	7	Baylor*	W	89-75
J 9	14	21	Colorado*	W	75-72
J 12	14	—	Nebraska*	W	85-71
J 16	9	—	at Texas A&M*	W	66-61
J 19	9	—	at Oklahoma State*	L	60-68
J 23	11	—	Kansas*	W	72-59
J 27	11	12	Texas Tech*	W	76-63
J 30	9	14	at Texas*	W (2OT)	80-76
F 2	9	16	Iowa State*	L	72-86
F 5	11	—	at Missouri*	W	79-61
F 10	11	—	at Nebraska*	L	52-67
F 13	12	4	Oklahoma*	L	68-76
F 17	12	—	at Kansas*	W	65-40
F 23	12	11	at Colorado*	L	58-79
F 27	14	—	Missouri*	W	74-55
M 6	14	12	vs. Texas%	W	79-63
M 7	13	4	vs. Oklahoma%	L	49-69
M 15	11	—	Kent State%	W	93-65
M 17	—	—	Arkansas\$\$	W	82-68
M 23	11	15	vs. Old Dominion\$\$\$	L	62-88

! Paradise Jam (St. Thomas, Virgin Islands) | + Commerce Bank Wildcat Classic (Manhattan, Kan.) | ^ Loyola Christmas Tournament (Baltimore, Md.) | \* Big 12 Conference game | % Big 12 Tournament (Kansas City, Mo.) | \$ NCAA Tournament MidEast 1st Round (Manhattan, Kan.) | \$\$ NCAA Tournament MidEast 2nd Round (Manhattan, Kan.) | \$\$\$ NCAA Tournament MidEast Regional Semifinal (Milwaukee, Wis.)

## 2002-03

**Record:** 29-5 (.853)/14-2 (.875) **H:** 19-1 **A:** 8-3 **N:** 2-1 | **Head Coach:** Deb Patterson

Kansas State won a school record 29 games en route to their second-straight NCAA Tournament appearance • Received the No. 3 seed in the tournament for a second consecutive year and hosted the first and second rounds • Finished second in the Big 12 Conference for the first time in the seven-year history of the league with a 14-2 record • Broke the school mark for most conference wins in a season (14) • The Wildcats' winning percentage (.878) was the highest in school history • K-State begins the season with an 18-1 record, for the best start in school history • Preseason WNIT champions • Reached their highest national ranking in school history on Nov. 25, 2002, when the Wildcats were ranked No. 2 in both polls • Nicole Ohlde named to the prestigious WBCA/Kodak All-America Team and also selected as a first team AP All-American • Ohlde honored as the Big 12 Conference Player of the Year • Kendra Wecker and Megan Mahoney named first team All-Big 12 along with Ohlde • Eight named to the Academic All-Big 12 team • Deb Patterson named WBCA District V Coach of the Year and a Naismith Coach of the Year Finalist • Ohlde and Wecker named USBWA All-Americans • Wecker receives third team All-America honors by the AP • Wildcats finish in the top 8 nationally in home attendance for a second-straight year • Kansas State finished ranked in the top 10 in five NCAA Statistical categories • Ohlde and Wecker were named finalists for the Naismith National Player of the Year Award • Ohlde also tabbed as a finalist for the State Farm Wade Trophy Award and as a nominee for the Honda Women's Basketball Award • K-State finishes No. 8 in the final AP Poll and No. 10 in the USA TODAY/ESPN Coaches Poll.

||
||
||



undefeated season at home since 1986-87 • Finished eighth nationally in attendance with a school-record average of 9,365 fans per game • Nicole Ohlde named Big 12 Player of the Year and a consensus All-American (Kodak/WBCA, AP, USBWA) for a second year in a row • Ohlde becomes school's all-time leading scorer and rebounder • Ohlde's No. 3 jersey retired on March 3, 2004 • Kendra Wecker named a third team Associated Press All-American • Ohlde and Wecker named finalists for the Wade Trophy, Naismith and John R. Wooden Awards • Ohlde and Wecker named first team All-Big 12 selections, Laurie Koehn to the third team and Megan Mahoney honorable mention • Koehn (first) and Ohlde (second) named to the CoSIDA Academic All-America Team • Wildcats finished rated No. 9 in the final regular season edition of the WBCA/Summerville RPI Index • Ohlde, Wecker, Koehn and Mahoney become only the seventh known four 1,000 point scorers on a team in NCAA women's basketball history • Ohlde selected No. 6 overall by the Minnesota Lynx in the 2004 WNBA Draft, to become highest draft pick ever in school history • K-State finishes No. 8 in the final AP Poll and No. 15 in the USA TODAY/ESPN Coaches Poll.

AP Rankings					
Date	KSU	Opp	Opponent	W/L	Score
N 16	5	7	at Purdue	L	69-79
N 21	8	—	Western Illinois	W	76-48
N 28	9	—	vs. Arizona State%	W	59-50
N 29	9	7	vs. Penn State%	L	56-69
D 2	12	—	Northern Illinois	W	60-41
D 5	12	—	Sacramento State+	W	94-31
D 6	12	—	Saint Louis+	W	94-54
D 12	11	—	at Iowa	W	82-60
D 14	11	—	Creighton	W	94-60
D 30	11	—	vs. SE Missouri State ^	W	78-42
D 31	11	—	at UTSA ^	W	75-45
J 7	11	—	Missouri*	W	95-59
J 10	11	14	at Colorado*	W	76-69
J 13	10	—	at Oklahoma State*	W	76-44
J 17	10	—	Kansas*	W	79-50
J 24	9	—	at Nebraska*	L	63-81
J 27	12	16	Baylor*	W	85-65
J 31	12	20	Oklahoma*	W	74-65
F 4	10	—	at Iowa State*	W	61-59
F 8	10	11	Colorado*	W	79-53
F 11	9	—	at Kansas*	W	81-51
F 14	9	—	Nebraska*	W	89-69
F 18	8	—	at Texas A&M*	W	59-56
F 22	8	—	at Missouri*	W (2OT)	93-90
F 25	9	—	Iowa State*	W	68-33
F 29	9	5	at Texas*	L	63-65
M 3	8	9	Texas Tech*	W	85-73
M 10	8	—	vs. Missouri&	W	79-58
M 11	8	19	vs. Oklahoma&	L	66-78
M 21	8	—	vs. Valparaiso\$	W	71-63
M 23	8	24	vs. Minnesota\$	L	61-80

! State Farm Tip-Off Classic (West Lafayette, Ind.) | % Junkanoo Jam (Freeport, Grand Bahama Island) | + Commerce Bank Wildcat Classic (Manhattan, Kan.) | ^ UTSA New Year's Classic (San Antonio, Texas) | \* Big 12 Conference game | & Big 12 Tournament (Dallas, Texas) | \$ NCAA Tournament Midwest 1st Round Game (Minneapolis, Minn.) | \$\$ NCAA Tournament Midwest 2nd Round Game (Minneapolis, Minn.)

2004-05

Record: 24-8 (.750)/12-4 (.750) H: 11-2 A: 7-3 N: 6-3 | Head Coach: Deb Patterson

Fourth consecutive NCAA Tournament appearance earning a No. 4 seed in the Kansas City Regional • Recorded fourth-straight season to claim 20 or more victories and 10 or more wins in league play • Wildcats finished 24-8 overall • Tied for third in the Big 12 with a 12-4 record • Earned the No. 3 seed in Big 12 Conference Tournament advancing all the way to the championship game against eventual national champion Baylor • Senior Class wraps up best four-year stretch in school history compiling a 104-27 overall record from 2001-05 • Ranked in the top 15 in four NCAA statistical categories • Finished eighth nationally in attendance with an average of 7,606 fans per game • Kendra Wecker named Big 12 Player of the Year and a consensus All-American (Kodak/WBCA, AP, USBWA) • Wecker becomes school's all-time leading scorer and rebounder, resetting records held by Nicole Ohlde the year prior • Wecker's No. 53 jersey retired on February 26, 2005 • Wecker named first team All-Big 12, Laurie Koehn to the third team and Megan Mahoney honorable mention • Wecker and Mahoney selected to the All-Big 12 Tournament Team • Koehn named to the CoSIDA Academic All-America Second Team • Wecker, Koehn, Brie Madden and Chelsea Domenico become first players in school history to have played in four NCAA Tournaments • Wecker becomes the first Wildcat and second player ever in the Big 12 Conference, to record 2,000 points and 1,000 rebounds in a career • Koehn becomes the NCAA's all-time career leader in three-point field goals made (392) • Wecker selected No. 4 overall by the San Antonio Silver Stars in the 2005 WNBA Draft, to become the highest draft pick ever in school history, Mahoney picked up No. 34 overall by the Connecticut Sun • Undrafted Koehn signs a free agent contract with the Washington Mystics • K-State finishes No. 16 in the final AP Poll and No. 19 in the USA TODAY/ESPN Coaches Poll.

AP Rankings					
Date	KSU	Opp	Opponent	W/L	Score
N 19	—	—	Wyoming	W	84-42

N 21	19	—	Pepperdine	W	85-53
N 26	16	—	vs. Illinois State!	W	105-61
N 27	16	10	vs. Duke!	L	51-63
D 3	19	—	New Hampshire+	W	84-50
D 4	19	—	Liberty+	L	56-77
D 11	25	—	at UMKC	W	63-31
D 18	25	—	vs. Alabama*	W	71-52
D 28	22	—	vs. Villanova	W	75-63
D 30	22	—	at Saint Joseph's	W	68-49
J 2	22	—	Central Connecticut St.	W	77-23
J 5	20	—	at Iowa State*	L	59-78
J 8	20	—	at Kansas*	W	63-45
J 11	23	—	Missouri*	W	87-44
J 15	23	—	Nebraska*	W	74-59
J 19	20	—	Texas A&M*	W	74-50
J 22	20	10	at Texas Tech*	W	55-53
J 25	16	18	Iowa State*	W	74-52
F 2	15	8	at Colorado*	W	81-70
F 5	15	—	at Baylor*	L	62-72
F 13	16	—	Oklahoma State*	W	66-55
F 16	18	13	at Oklahoma*	L	61-77
F 19	18	—	Texas*	L	60-64
F 23	17	—	Colorado*	W	73-51
F 26	17	—	at Nebraska*	W	94-69
M 2	17	—	Kansas*	W	73-46
M 9	17	—	at Missouri*	W	80-53
M 10	17	11	vs. Nebraska&	W	71-45
M 12	17	6	vs. Texas&	W	72-69
M 19	16	—	vs. Baylor&	L	55-68
M 21	16	18	vs. Bowling Green\$	W	70-60
			vs. Vanderbilt\$	L	60-63

! Junkanoo Jam (Freeport, Grand Bahama Island) | + Commerce Bank Wildcat Classic (Manhattan, Kan.) | % Triple Crown Classic (Springfield, Mo.) | \* Big 12 Conference game | & Big 12 Tournament (Kansas City, Mo.) | \$ NCAA Tournament Kansas City Regional 1st Round Game (Seattle, Wash.) | \$\$ NCAA Tournament Kansas City Regional 2nd Round Game (Seattle, Wash.)

2005-06 • POSTSEASON WNIT CHAMPIONS

Record: 24-10 (.706)/8-8 (.500) H: 14-5 A: 8-4 N: 2-1 | Head Coach: Deb Patterson

Kansas State closed out the 2005-06 season as 2006 Postseason WNIT Champions, to mark its first postseason championship title in school history • The Wildcats turned in their fifth consecutive 20-win season and made their fifth-straight appearance in the postseason (four NCAA and one WNIT). They also placed in the top half of the Big 12 Conference for the fifth-straight year • Junior guard/forward Claire Coggins was named an All-Big 12 Second Team selection averaging a team-leading 13.5 points per game. She was also honored as the Most Valuable Player of the Postseason WNIT • Sophomore guard Kimberly Dietz finished second on the team in scoring (10.5 ppg) and was named to the Postseason WNIT All-Tournament Team • K-State erased the record for most three-point attempts in a single season (664). The 'Cats also finished third all-time for most three-pointers made (233) and fourth all-time in most assists in a single season (553) • Freshman point guard Shalee Lehnig became the school's all-time leader in single-season assists by a freshman (189). Lehnig became only the third Wildcat and eighth Big 12 player to record a triple-double with 14 points, 10 rebounds and 10 assists vs. Marquette in the WNIT championship game • Freshman forward Marlies Gipson reset the K-State freshman single-season record in blocked shots (62). Gipson was selected to the Big 12 All-Rookie Team and was the only Wildcat to play and start in all 34 games of the year • K-State put together a 10-1 record in non-conference play, marking the second-best pre-Big 12 starts in the Deb Patterson era • A school-record five of K-State's 34 games of the season went into overtime • K-State ranked among the top 20 NCAA Division I women's basketball attendance leaders averaging 6,281 fans per game during the 2005-06 campaign at Bramlage Coliseum • The Wildcats received votes in both The Associated Press and USA TODAY/ESPN Coaches Top 25 national polls throughout the season 2005-06 season including the preseason.

AP Rankings					
Date	KSU	Opp	Opponent	W/L	Score
N 20	—	—	Detroit	W	91-55
N 26	—	—	at Santa Clara	W	100-71
N 28	—	—	at Wyoming	W	65-55
N 30	—	—	Delaware State	W	78-30
D 2	—	—	Texas-Pan American!	W	82-56
D 3	—	—	St. Joseph's!	L	68-78
D 6	—	—	Louisiana Tech	W	77-66
D 11	—	—	UMKC	W	75-42
D 19	—	—	at Creighton	W	69-59
D 29	—	—	vs. UNC Wilmington+	W	75-49
D 30	—	—	at Saint Peter's+	W	72-64
J 4	—	—	Texas Tech*	W	53-51
J 7	—	—	at Missouri*	L	42-68
J 11	—	—	at Texas A&M*	L	39-66
J 14	—	—	Colorado*	W	85-66
J 18	—	—	at Oklahoma State*	W	67-57
J 22	—	—	at Texas*	L (OT)	70-71

J 25	—	—	Kansas*	W	69-63
J 29	—	—	at Iowa State*	W	73-64
F 1	—	—	Missouri*	L (OT)	65-66
F 4	—	—	Nebraska*	W	71-64
F 8	—	—	at Colorado*	W	67-62
F 11	—	—	Iowa State*	W	66-71
F 18	—	—	at Nebraska*	L (OT)	62-64
F 21	—	9	Oklahoma*	L	64-78
F 25	—	10	Baylor*	L	70-79
M 2	—	—	at Kansas*	W	72-54
M 7	—	—	vs. Kansas&	W	62-42
M 8	—	10	vs. Baylor&	L (OT)	74-79
M 17	—	—	Idaho State \$	W	88-68
M 22	—	—	Fresno State \$	W	64-61
M 24	—	—	Nebraska \$\$\$	W	77-63
M 28	—	—	Western Kentucky \$\$\$\$	W (OT)	57-56
M 31	—	—	Marquette \$\$\$\$\$	W	
					77-65

! Commerce Bank Wildcat Classic (Manhattan, Kan.) | + Saint Peter's Holiday Classic (Jersey City, N.J.) | \* Big 12 Conference Game | & Big 12 Tournament (Dallas, Texas) | \$ - Postseason WNIT 1st Round | \$\$ - Postseason WNIT 2nd Round | \$\$\$ - Postseason WNIT Quarterfinal | \$\$\$\$ - Postseason WNIT Semifinal | \$\$\$\$\$ - Postseason WNIT Championship

2006-07

Record: 19-15 (.559)/4-12 (.250) H: 13-5 A: 4-8 N: 2-2 | Head Coach: Deb Patterson

The Wildcats defeated UW-Green Bay, 72-67, in the season opener and head coach Deb Patterson picked up her 200th career victory • A half-court heave at the buzzer by Coggins sent the game into overtime and a 68-62 win over Wyoming. The Wildcats also rejected a school record 13 shots • K-State held Mississippi Valley State to just 18 points and a school record 8.6 field goal percentage • The Wildcats defeated Alcorn State, 81-41, to capture the Commerce Bank Wildcat Classic. Marlies Gipson was named tournament MVP while Shalee Lehnig was selected to the All-Tournament team • K-State defeated Louisiana Tech, 64-61, in Ruston, La. handing the Lady Techsters only their 29th loss in Ruston and 23rd loss at the Assembly Center in 31-year history • Patterson became the all-time winningest women's basketball coach in K-State's history when the Wildcats defeated UMKC, 64-56, on Dec. 9 at Municipal Auditorium in Kansas City, Mo. • The Wildcats defeated the host Florida International, 59-52, in the championship game to capture the Sun & Fun Classic title. Kimberly Dietz was named tournament MVP while Coggins was selected to the All-Tournament team • K-State finished the non-conference schedule with a 12-1 record and tied for second best pre-Big 12 start in the Patterson era • The Wildcats upset No. 17 Texas A&M, 48-45, on Jan. 6 at Bramlage Coliseum. Coggins became the 32nd player in Kansas State women's basketball history to top 1,000 career points as she scored 20 points against Texas A&M • K-State was ranked No. 25 in the AP Poll on Jan. 15 for the first time since 2004-05 • Kansas State placed six players on the 2007 Academic All-Big 12 Women's Basketball Team. K-State led the conference with most selections to the squad • Three players earned Big 12 All-Conference honors in a vote by the league's coaches. Coggins was named Second Team All-Conference while Lehnig earned Honorable Mention and Ashley Sweat was selected to the All-Rookie Team • Sweat was named the Waco-Tribune Big 12 All-Rookie Team • Advanced to its second-straight Postseason WNIT; 6th-straight postseason appearance for the Wildcats • The Wildcats played their first triple overtime game in the program history when they fell to Wyoming in the Postseason WNIT semifinals • Lehnig posted her second career triple-double with 15 points, 12 rebounds and 11 assists against Wyoming • Sweat was selected to the WNIT All-Tournament Team after averaging 19.0 points and 4.3 rebounds per game while shooting 51.8 percent from the floor.

AP Rankings					
Date	KSU	Opp	Opponent	W/L	Score
N. 10	—	—	Green Bay	W	72-67
N. 13	—	—	Creighton	W	94-79
N. 17	—	—	Wyoming	W	68-62 (OT)
N. 24	—	—	vs. Wisconsin ^	L	53-56
N. 25	—	—	vs. Elon ^	W	75-34
D. 1	—	—	Mississippi Valley State +	W	77-18
D. 2	—	—	Alcorn State +	W	81-41
D. 5	—	—	at Louisiana Tech	W	64-61
D. 9	—	—	at UMKC (at Municipal)	W	64-56
D. 15	—	—	Santa Clara	W	76-52
D. 17	—	—	Weber State	W	59-54
D. 29	—	—	vs. Rice ~	W	83-54
D. 30	—	—	at Florida International ~	W	59-52
J. 3	—	8	at Oklahoma *	L	58-78
J. 6	—	17	Texas A&M *	W	48-45
J. 13	—	—	Missouri *	W	81-66
J. 17	25	—	at Nebraska *	L	63-70
J. 20	25	13	at Baylor *	L	70-79
J. 24	—	—	Kansas *	W	59-55
J. 27	—	—	at Iowa State *	L	68-73
J. 31	—	—	at Colorado *	L	55-66
F. 3	—	—	Texas *	L	34-61
F. 7	—	21	Nebraska *	L	55-62
F. 11	—	—	at Texas Tech *	W	66-59
F. 14	—	—	Colorado *	L	58-60



2003-04 Big 12 Regular Season Champions

F. 18	—	—	at Kansas *	L	74-82 (207)
F. 21	—	—	at Missouri *	L	61-69
F. 24	—	—	Iowa State *	L	61-64
F. 28	—	—	Oklahoma State *	L	55-64
M. 6	—	—	vs. Iowa State *	L	45-57
M. 17	—	—	Southern Illinois &	W	72-46
M. 22	—	—	Illinois &&	W	66-51
M. 25	—	—	Auburn &&	W	67-54
M. 28	—	—	at Wyoming &&&	L	79-89 (307)

^ - UNLV Lady Rebel Shootout (Las Vegas, Nev.) | + - Commerce Bank Wildcat Classic (Manhattan, Kan.) | ~ - FIU Sun & Fun Classic (Miami, Fla.) | \* - Big 12 Conference game | \$ - Big 12 Tournament (Oklahoma City, Okla.) | & - Postseason WNIT 1st Round | && - Postseason WNIT 2nd Round | &&& - Postseason WNIT Quarterfinals | &&&& - Postseason WNIT Semifinals

## 2007-08 • Big 12 REGULAR SEASON CHAMPIONS

**Record:** 22-10 (.688)/13-3 (.813) **H:** 12-2 **A:** 8-4 **N:** 2-4 | **Head Coach:** Deb Patterson

K-State captured the 2007-08 Big 12 regular season title; the first outright Big 12 conference title in program history. • Made the 10th NCAA Tournament appearance in school history, as the No. 5 seed in the New Orleans region. • Head coach Deb Patterson named Big 12 Coach of the Year by the league's coaches, *Kansas City Star*, *Dallas Morning News* and *Waco Tribune*. Also named WBCA Region V Coach of the Year and finalist for National Coach of the Year honors. • Three players named to All-Big 12 first or second team. Kimberly Dietz and Shalee Lehning selected to the All-Big 12 first team by the league's coaches for the first time in their careers. Marlies Gipson was chosen to the All-Big 12 second team for the first time in her career. • K-State garnered two Big 12 Players of the Week, as Gipson and Lehning were selected for the honor. Gipson registered her first weekly honor on Jan. 28, while Lehning captured her first citation on March 7. This is the first time since the 2004 season that the Wildcats have had two players earn the honor in the same season. • The Wildcats registered one of the nation's longest winning streaks from Dec. 28 until Feb. 2 by winning 10 straight. K-State recorded its first unbeaten January in school history. • K-State won seven of its eight Big 12 road contests, the highest number of conference road victories in school history. The Wildcats swept through the road slate of the southern portion of the Big 12 Conference; it is the first time in school history K-State has achieved this feat. • K-State registered a season-high ranking of No. 15 in both the AP and ESPN/USA Today Coaches' Polls (Feb. 18 and March 10). • Kansas State led the Big 12 in selections to the Academic All-Big 12 team with eight. This tied a school record and set a school record with seven Academic All-Big 12 first team selections. • K-State was the only team in the Big 12 to place its entire roster on the Fall 2007 Big 12 Commissioner's Honor Roll. • Lehning was named to the CoSIDA/ESPN the Magazine Academic All-Region VII third team. This was her first career regional academic honor. • Dietz climbed the career scoring list during the season, beginning ranked 33rd with 873 points and finishing ranked 10th with 1,321. She also finished her career ranked ninth in school history in career assists with 306, becoming just the fourth player in school history to tally 1,300 points and 300 assists. • Lehning became the first player in school history to record 200 assists in a season, as she finished with 203 and set the record for assists by a junior. • Gipson broke the record for blocked shots in a season with 70 on the year.

AP Rankings					W/L	Score
Date	KSU	Opp	Opponent			
N. 10	—	—	Washington	W	88-61	
N. 12	—	—	Southern Utah	W	87-38	
N. 15	—	—	at Wyoming	L	44-56	
N. 21	—	—	vs. Tulane ^	L	57-60	
N. 22	—	18	vs. Michigan State ^	L	65-68	
N. 30	—	—	Lipscomb +	W	92-50	
D. 1	—	—	UTEP	W	66-58	
D. 5	—	—	at Green Bay	L	56-68	
D. 16	—	—	Texas State	W	90-52	
D. 18	—	—	at Creighton	L	62-69	
D. 28	—	—	vs. Arkansas-Little Rock ~	W	52-40	
D. 29	—	—	at Loyola Marymount ~	W	70-47	
J. 2	—	—	Western Illinois	W	68-53	
J. 9	—	13	at Texas A&M*	W	67-54	
J. 13	—	15	at Texas*	W	77-74 (OT)	
J. 16	—	—	Texas Tech*	W	71-45	
J. 19	—	25	Colorado*	W	67-60	
J. 23	22	—	Iowa State*	W	80-49	
J. 27	22	14	at Oklahoma State*	W	68-63	
J. 30	18	—	at Nebraska*	W	77-75	
F. 2	18	6	Baylor*	L	49-63	
F. 9	18	—	Kansas*	W	64-58	
F. 13	17	—	at Iowa State*	W	45-42	
F. 17	17	—	at Missouri*	W	56-40	
F. 20	15	11	Oklahoma*	L	65-68	
F. 23	15	—	at Colorado*	L	68-73	
F. 27	21	—	Nebraska*	W	69-65	
M. 1	21	—	Missouri*	W	81-52	
M. 5	19	—	at Kansas*	W	61-50	
M. 12	15	—	vs. Iowa State \$	L	65-66 (OT)	
M. 23	16	—	vs. Chattanooga #	W	69-59	
M. 25	16	19	vs. Louisville #	L	63-80	

^ - Caribbean Classic (Cancun, Mexico) | + - Commerce Bank Wildcat Classic (Manhattan, Kan.) | ~ - LHM/Hilton LAX Holiday Classic (Los Angeles, Calif.) | \* - Big 12 Conference game | \$ - Big 12 Tournament (Kansas City, Mo.) | # - NCAA Tournament New Orleans Regional 1st Round (Bridgeport, Conn.) | ## - NCAA Tournament New Orleans Regional 2nd Round (Bridgeport, Conn.)

## 2008-09

**Record:** 25-8 (.758)/10-6 (.625) **H:** 13-1 **A:** 10-5 **N:** 2-2 | **Head Coach:** Deb Patterson

Made 11th NCAA Tournament appearance in school history, as the No. 5 seed in the Raleigh region. • Team garnered the best start in school history and the second-longest winning streak in the program's history with a 14-0 mark to open the season. • Registered the highest AP ranking (14th) since March 20, 2004 and the highest ESPN/USA Today Coaches' poll ranking (12th) since March 15, 2004. • Finished season ranked fifth in the nation and first in the Big 12 in scoring defense (53.3); scoring average allowed was lowest in Big 12 history and the lowest in school history since 1974-75. • Set the school record for road wins in a season (10). • Three players named to All-Big 12 team, Shalee Lehning and Ashley Sweat selected to the first team, while Marlies Gipson earned second team honors. • Lehning earned the following national honors: AP All-American honorable mention, Lowe's All-Senior All-America first team, CoSIDA/ESPN the Magazine Academic All-America third team, Lowe's Senior CLASS Award finalist, State Farm/WBCA All-America finalist, Wade Trophy candidate, Naismith Trophy candidate, Wooden Award finalist and Lieberman Award finalist. • Lehning and Sweat named to *Dallas Morning News* first and second team, respectively. • Lehning, Gipson and Sweat garnered CoSIDA/ESPN the Magazine Academic All-District VII honors, with Lehning on the first team and Gipson and Sweat received second team honors. • Lehning set the school record for single season assists (229) and career assists (800); totals rank second in Big 12 history. • Lehning became the first player in Big 12 and school history to record multiple triple-doubles in a season with three and owns the record for triple-doubles in a career with five. • Gipson set the school record for blocks in a career (257). • Sweat scored a career-high 545 points (16.5 ppg), which was the third highest point total by a junior in school history. • Three Wildcats surpassed the 1,000-point barrier for their careers during the season, as Marlies Gipson (1,313), Shalee Lehning (1,189) and Ashley Sweat (1,291) each achieved the feat; it is the first

## 2007-08 Big 12 Regular Season Champions



time since the 2004-05 season that K-State had three or more players on the roster with 1,000 or more career points. • Sweat became the first junior to reach the 1,000 point mark since the 2003-04 season. • K-State placed a Big 12-leading eight student-athletes on the Academic All-Big 12 first team, setting a new school record. • Freshman Jalana Childs garnered Big 12 Freshman of the Week honors for Feb. 16.

AP Rankings					W/L	Score
Date	KSU	Opp	Opponent			
N. 14	—	—	at UTEP	W	65-44	
N. 17	—	—	at Northwestern	W	57-52	
N. 23	—	—	UTSA	W	80-51	
N. 25	—	—	at Arkansas State	W	69-58	
N. 28	—	—	at Jacksonville	W	53-43	
D. 5	—	—	Alcorn State +	W	80-22	
D. 6	—	—	Arkansas +	W	65-56	
D. 9	25	—	Creighton	W	64-55	
D. 14	25	—	UT-Arlington	W	73-63	
D. 20	23	—	at Indiana State	W	58-43	
D. 28	22	—	at Washington State	W	74-58	
D. 30	22	—	at Washington	W	73-60	
J. 3	22	—	Central Arkansas	W	81-38	
J. 10	20	—	Kansas*	W	72-39	
J. 14	17	3	at Oklahoma*	L	48-64	
J. 17	17	20	Iowa State*	W	59-52	
J. 21	18	—	at Texas Tech*	W	60-48	
J. 24	18	—	at Kansas*	W	59-50	
J. 27	14	—	Nebraska*	W	51-40	
J. 31	14	22	at Iowa State*	L	50-60	
F. 4	18	—	Missouri*	W	58-54	
F. 7	18	8	at Baylor	L	50-59	
F. 15	20	—	Oklahoma State*	W	79-71	
F. 18	16	—	at Missouri*	L	43-52	
F. 21	16	—	Colorado*	W	72-60	
F. 25	20	—	at Nebraska	L	47-52	
M. 1	20	12	Texas A&M*	L	45-71	
M. 4	—	16	Texas*	W	66-50	
M. 7	—	—	at Colorado*	W	71-61	
M. 12	22	—	vs. Colorado \$	L	68-65	
M. 13	22	10	vs. Texas A&M \$	L	63-51	
M. 21	21	—	vs. Drexel #	W	68-44	
M. 23	21	14	vs. Vanderbilt ##	L	61-74	

+ - Commerce Bank Wildcat Classic (Manhattan, Kan.) | \* - Big 12 Conference game | \$ - Big 12 Tournament (Oklahoma City, Okla.) | # - NCAA Tournament Raleigh Regional 1st Round (Albuquerque, NM) | ## - NCAA Tournament Raleigh Regional 2nd Round (Albuquerque, NM)

## 2009-10

**Record:** 14-18 (.438)/5-11 (.313) **H:** 7-8 **A:** 4-8 **N:** 3-2 | **Head Coach:** Deb Patterson

Became the 11th program in NCAA Division I history to reach the 775-win plateau and the second in the Big 12. • Won two games against ranked opponents. • Ranked 25th in the nation for average home attendance (4,009). • Team registered the third-highest free throw percentage in school history (.732). • Fourth-most made 3-point field goals in a single-season (232). • Fifth-most 3-point field goals attempted in a single-season (633). • Five players made 20 or more 3-point field goals during the season; which ties the school record with the 2002-03 squad. • One of just seven teams in the nation to have four players with 30 or more made 3-point field goals for the season. • Ashley Sweat selected to the All-Big 12 First Team. • Sweat named Lowe's Senior CLASS Award finalist and garnered Lowe's Senior All-America first team honors. • Sweat named to the CoSIDA/ESPN the Magazine Academic All-America first team and garnered CoSIDA/ESPN the Magazine Academic All-District VII first team honors. • Sweat also earned second team All-Big 12 honors from the *Dallas Morning News*. • Kari Kincaid was named to the CoSIDA/ESPN the Magazine Academic All-District VII first team. • Four Wildcats earned Academic All-Big 12 first team honors (Sweat, Kincaid, Shalin Spani and Jalana Childs). • Brittany Chambers was named to the *Waco Tribune Herald* All-Big 12 freshman team. • Sweat became the third player in school history to record 1,800 points (1,805), 600 rebounds (604) and 70 blocks (70). • Sweat finished her career ranked third in school history for points, 14th in rebounds and eighth in blocks. • Chambers was the only freshman in the Big 12 to record 350+ points, 180+ rebounds and 80+ assists.

AP Rankings					W/L	Score
Date	KSU	Opp	Opponent			
N. 14	—	—	Indiana State	L	73-77	
N. 16	—	—	Arkansas State	L	79-80 (OT)	
N. 20	—	—	Washington State	W	70-63	
N. 23	—	—	at Creighton	L	54-63	
N. 27	—	—	at BYU	W	65-62	
D. 2	—	—	at Arkansas	L	58-60	
D. 4	—	—	Grambling State +	W	87-62	
D. 5	—	—	Missouri State +	W	64-60	

D. 13	—	—	Northwestern	L	50-53
D. 19	—	—	vs. Hawaii ^	L	61-71
D. 20	—	—	vs. VCU ^	W	73-67
D. 21	—	—	vs. UTSA ^	W	59-55
D. 29	—	—	at UC Davis	W	73-59
J. 2	—	—	Yale	W	78-59
J. 9	—	24	Kansas*	W	59-35
J. 13	—	—	at Missouri*	W	65-50
J. 16	—	15	at Oklahoma State*	L	56-66
J. 20	—	—	Colorado*	L	57-63
J. 23	—	7	at Nebraska*	L	56-71
J. 31	—	22	Iowa State*	W	73-67
F. 3	—	15	Baylor*	L	47-65
F. 7	—	—	at Kansas*	L	60-70
F. 10	—	—	Missouri*	W	37-33
F. 13	—	13	at Texas A&M*	L	63-69
F. 17	—	12	at Texas*	L	41-62
F. 21	—	11	Oklahoma*	L	58-64
F. 24	—	—	Texas Tech	L	67-75 (OT)
F. 27	—	15	at Iowa State*	L	39-48
M. 3	—	—	at Colorado*	W	72-70
M. 6	—	3	Nebraska*	L	72-82
M. 11	—	—	vs. Texas Tech \$	W	59-51
M. 12	—	3	vs. Nebraska \$	L	46-63

+ - Commerce Bank Wildcat Classic (Manhattan, Kan.) | ^ - Duel in the Desert (Las Vegas, Nev.) | \* - Big 12 Conference game | \$ - Big 12 Tournament (Kansas City, Mo.)

## 2010-11

**Record:** 21-11 (.656)/10-6 (.625) **H:** 13-2 **A:** 6-6 **N:** 2-3 | **Head Coach:** Deb Patterson

Made the 12th NCAA Tournament appearance in school history and the eighth in the Patterson era, as the No. 8 seed in the Philadelphia Region. • Became the 13th program in NCAA Division I women's basketball history to reach the 800-win plateau and the second in the Big 12 with a 69-64 win at Nebraska on Feb. 19, 2011. • Talled 10 wins in league play and tied for third in the league standings. • Registered the 22nd 20-win season in the program's history. • Patterson secured her 300th career victory at Kansas State with a 56-53 decision over Iowa State in the Big 12 Championship quarterfinals. • Notched three wins over ranked opponents, including two over AP top-15 ranked foes. • Carded the program's fourth win over a top-5 foe with a 71-67 decision against No. 5 Texas A&M on March 2. • It was the highest ranked opponent K-State has defeated in Bramlage Coliseum. • Opened the season 6-0 for the fifth time in school history and the second time under Patterson's guidance. • Team recorded the second-lowest opponent points per game average in school history (56.3 oppg). • Sophomore guard Brittany Chambers was a unanimous All-Big 12 First Team selection by the league's coaches and garnered a pair of Big 12 Player of the Week citations. • Junior forward Jalana Childs was selected to the All-Big 12 Second Team. • Chambers also garnered Academic All-Big 12 First Team honors and Capital One/CoSIDA Academic All-District VII Third Team honors. • Chambers was one of two players in the Big 12 and the only sophomore guard in the nation to notch 500+ points, 180+ rebounds and 80+ assists. • Chambers set the school record for 3-point field goals made in a season by a sophomore, finished fifth for 3-point field goals made in a season in school history and tied for seventh in Big 12 history for the most 3-point field goals made in a season (88). • Chambers and Childs tallied a combined 54 points at Nebraska and became the 19th duo in school history to score 50 or more combined points in a game. • Sophomore guard Mariah White earned her first Big 12 Player of the Week honor. • In total, six student-athletes earned Academic All-Big 12 honors with four on the first team (Chambers, JuliaAnne Chisholm, Kelsey Hill and Shalin Spani) and two on the second team (Taelor Karr and Alina Voronenko). • Junior guard/forward JuliaAnne Chisholm earned Capital One/CoSIDA Academic All-District VII Second Team honors.

AP Rankings					W/L	Score
Date	KSU	Opp	Opponent			
N. 12	—	—	Grambling State +	W	67-44	
N. 13	—	14	St. John's +	W	64-53	
N. 17	—	—	Indiana State	W	64-48	
N. 21	—	—	Western Illinois	W	63-53	
N. 27	—	—	at College of Charleston	W	56-46	
N. 30	—	—	South Dakota State	W	56-51	
D. 5	—	18	at Iowa	L	62-68	
D. 8	—	—	North Dakota	W	76-49	
D. 12	—	—	UC Davis	W	61-41	
D. 20	—	—	at UTSA ^	L	55-72	
D. 21	—	—	Middle Tennessee State ^	L	49-63	
D. 29	—	—	at Dartmouth ~	W	69-48	
D. 30	—	—	vs. Vermont ~	W	68-39	
J. 9	—	—	Oklahoma State*	W	63-45	
J. 12	—	15	at Oklahoma*	L	45-52	
J. 15	—	—	at Texas Tech *	L	66-68 (OT)	
J. 19	—	—	Missouri *	W	66-63	
J. 22	—	—	Nebraska *	W	64-37	
J. 26	—	—	at Colorado *	W	72-59	



J. 29	—	—	Kansas *	W	65-60
F. 5	—	—	at Missouri *	L	60-55 (OT)
F. 9	—	—	Texas *	L	59-69
F. 13	—	22	at Iowa State *	L	53-61
F. 16	—	—	Colorado *	W	78-51
F. 19	—	—	at Nebraska *	W	69-64
F. 23	—	3	at Baylor *	L	48-75
F. 26	—	25	Iowa State *	L	51-58
M. 2	—	5	Texas A&M *	W	71-67
M. 5	—	—	at Kansas *	W	56-51
M. 9	—	—	vs. Iowa State \$	W	56-53
M. 11	—	3	vs. Baylor \$	L	53-86
M. 20	—	—	vs. Purdue #	L	45-53

+ - Commerce Bank Wildcat Classic (Manhattan, Kan.) | ^ - UTSA Christmas Classic (San Antonio, Texas) | ~ - Blue Sky Classic (Hanover, N.H.) | \* - Big 12 Conference game  
\$ - Big 12 Tournament (Kansas City, Mo.) | # - NCAA Tournament Philadelphia Region 1st Round (Storrs, Conn.)

## 2011-12

Record: 20-14 (.588)/9-9 (.500) H: 10-4 A: 6-6 N: 4-4 | Head Coach: Deb Patterson

Made the 13th NCAA Tournament appearance in school history and the ninth in the Patterson era, as the No. 8 seed in the Kingston Region • Carded nine wins in league play and a tie for fourth in the league standings • Registered the 23rd 20-win season in the program's history. • Notched three wins over ranked opponents, including two over AP top-10 ranked foes. • Team held 11 opponents to 49 points or fewer. • For the first time since at least the 1986-87 season, Kansas State used the same starting lineup for all 34 games (Branshea Brown, Brittany Chambers, Jalana Childs, Tasha Dickey and Mariah White). K-State was the only team in the Big 12 to have the same lineup for every game and were one of 3 teams in the 2012 NCAA Tournament to use the same starting lineup for every game. • Junior guard Brittany Chambers and senior forward Jalana Childs earned All-Big 12 First Team honors from the league's coaches. • Chambers also garnered Academic All-Big 12 First Team honors, while Childs was an Academic All-Big 12 Second Team selection. • Chambers and Childs became the 37th and 38th players, respectively, in school history to surpass the 1,000-point mark in their careers. • Chambers and Childs became the 22nd and 23rd players, respectively, in the program's history to register 1,000 points and 500 rebounds in their careers. • For the first time since the 2003-04 season, K-State had three players on its roster with 500 or more career rebounds (Brown, Chambers and Childs). • Chambers was one of two players in the Big 12 and 1 of 15 guards in the nation to notch 400+ points, 200+ rebounds and 70+ assists. • Childs set the school record for points in a Big 12 Championship game with 31 against Iowa State on March 8, 2012. • In total, four student-athletes earned Academic All-Big 12 honors with three on the first team (Chambers, JuliAnne Chisholm, and Emma Ostermann) and one on the second team (Childs).

AP Rankings					W/L	Score
Date	KSU	Opp	Opponent			
N. 12	—	—	Dartmouth	W	54-20	
N. 16	—	—	BYU	W	59-46	
N. 18	—	—	Missouri State	W	65-63	
N. 24	—	—	vs. Hofstra <	L	54-64	
N. 25	—	15	vs. Purdue <	L	42-46 (OT)	
D. 3	—	—	Iowa	W	81-78 (OT)	
D. 7	—	—	Wichita State	W	60-34	
D. 10	—	—	at South Dakota State	W	63-46	
D. 18	—	—	vs. North Dakota State ~	W	70-47	
D. 19	—	—	vs. Northwestern ~	W	64-45	
D. 20	—	—	at UNLV ~	L	38-44	
D. 29	—	—	at Marist	W	57-56	
J. 4	—	9	Texas A&M *	W	71-69 (OT)	
J. 7	—	—	at Kansas *	W	63-57	
J. 11	—	—	Missouri *	W	72-46	
J. 14	—	10	at Texas Tech *	W	62-61	
J. 17	23	—	Oklahoma *	L	57-65	
J. 21	23	1	at Baylor *	L	41-76	
J. 25	—	—	Iowa State *	L	57-66	
J. 28	—	—	at Oklahoma State *	W	67-56	
F. 1	—	—	at Texas *	W	64-55	
F. 4	—	1	Baylor *	L	41-70	
F. 8	—	15	at Texas A&M *	L	36-67	
F. 12	—	—	Kansas *	W	47-43	
F. 15	—	—	at Oklahoma *	L	62-68	
F. 18	—	—	Texas *	W	65-45	
F. 22	—	—	Oklahoma State *	W	53-50	
F. 25	—	—	at Missouri *	L	56-61 (OT)	
F. 29	—	—	at Iowa State *	L	33-57	
M. 3	—	—	Texas Tech *	L	63-64	
M. 8	—	—	vs. Iowa State \$	W	67-63	
M. 9	—	1	vs. Baylor \$	L	65-86	
M. 17	—	24	vs. Princeton \$	W	67-64	
M. 19	—	3	vs. Connecticut #	L	26-72	

< - Cancun Challenge (Cancun, Mexico) | ~ - BTT Invitational (Las Vegas, Nev.) | \* - Big 12 Conference game | \$ - Big 12 Tournament (Kansas City, Mo.) | # - NCAA Tournament Kingston Region 1st Round (Bridgeport, Conn.) | ## - NCAA Tournament Kingston Region 2nd Round (Bridgeport, Conn.)

## 2012-13

Record: 19-18 (.514)/5-13 (.278) H: 12-7 A: 6-8 N: 1-3 | Head Coach: Deb Patterson

K-State made fourth appearance in the WNIT and 11th postseason appearance in last 12 seasons • K-State finished eighth in the Big 12 with a 5-13 record and played the final 19 games of the season with just seven players after suffering five season-ending injuries by Jan. 22 • Set school record for games played in a season with 37, including 19 home games which is second-highest number of women's home games in the 25-year history of Bramlage Coliseum, and played the first game in the program's history in the month of April • Brittany Chambers was named a 2013 Associated Press All-American honorable mention recipient, a 2013 WBCA All-America honorable mention, a Senior CLASS Award Senior All-America Second Team honoree, earned her third straight All-Big 12 First Team honor and was the inaugural recipient of the Big 12 Scholar-Athlete of the Year • Set the school and Big 12 records for 3-point field goals made (325) and attempted in a season (1,077) • Set the school record for 3-point field goals made in a game (16, vs. Oklahoma State, 1/23/13).

AP Rankings					W/L	Score
Date	KSU	Opp	Opponent			
N. 9	—	—	Idaho State	W	62-54	
N. 11	—	—	Arkansas-Pine Bluff	W	89-55	
N. 20	—	—	at Tennessee State	W	62-47	
N. 24	—	—	at Charlotte	W	67-63	
N. 30	—	—	Mississippi Valley State	W	64-57	
D. 4	—	—	at Wichita State	W	48-43	
D. 9	—	—	South Dakota	W	68-54	
D. 16	—	—	UTEP	L	50-52	
D. 19	—	22	vs. Texas A&M <	L	60-83	
D. 20	—	5	vs. Notre Dame <	L	57-87	
D. 21	—	—	at UNLV <	W	80-54	
D. 29	—	—	at UC Santa Barbara	W	60-45	

J. 2	—	21	at Kansas *	L	63-72
J. 5	—	—	TCU *	W	59-58
J. 9	—	—	at Texas Tech *	L	50-59
J. 12	—	—	West Virginia *	L	52-66
J. 16	—	1	Baylor *	L	69-90
J. 19	—	—	at TCU *	W	57-54
J. 23	—	12	Oklahoma State *	W	76-70 (OT)
J. 26	—	—	at Texas *	L	40-59
F. 2	—	—	Kansas *	L	80-89 (2OT)
F. 6	—	23	Oklahoma *	L	68-74
F. 9	—	25	at Iowa State *	L	71-87
F. 13	—	—	Texas *	W	68-47
F. 16	—	25	at Oklahoma State *	L	45-80
F. 20	—	—	at Oklahoma *	L	57-72
F. 23	—	—	Iowa State *	L	50-69
F. 26	—	—	at West Virginia *	L	57-66
M. 2	—	—	Texas Tech *	W	68-62
M. 4	—	1	at Baylor *	L	68-90
M. 8	—	—	vs. Texas \$	W	51-49
M. 9	—	1	vs. Baylor \$	L	47-80
M. 21	—	—	Texas Southern &	W	72-44
M. 25	—	—	Illinois State &&	W	57-48
M. 28	—	—	Ball State &&&	W	60-48
M. 30	—	—	Illinois &&&&	W	66-48
A. 3	—	—	Utah &&&&	L	46-54 (OT)

< - World Vision Classic (Las Vegas, Nev.) | \* - Big 12 Conference game | \$ - Big 12 Tournament (Dallas, Texas) | & - Postseason WNIT 1st Round | && - Postseason WNIT 2nd Round | &&& - Postseason WNIT 3rd Round | &&&& - Postseason WNIT Quarterfinals | &&&&& - Postseason WNIT Semifinals

## 2013-14

Record: 11-19 (.367)/5-13 (.278) H: 7-7 A: 2-9 N: 2-3 | Head Coach: Deb Patterson

Became the 16th school in NCAA Division I history to reach the 850-win mark on Jan. 18, 2014 with an 80-74 win over Iowa State • Defeated an Associated Press ranked opponent for the eighth straight season • Ended a 13-game, 10-year losing streak to Oklahoma with an 86-78 win on Jan. 29, 2014 • Finished 23rd in the nation in attendance • Freshman guard Leticia Romero named 2014 All-Big 12 Second Team and a unanimous selection to the All-Big 12 Freshman Team • K-State led Big 12 with six selections to the Academic All-Big 12 teams • Deb Patterson relieved of her duties as head coach following 11-19 season • Jeff Mittie hired as ninth head women's basketball coach in K-State history.

AP Rankings					W/L	Score
Date	KSU	Opp	Opponent			
N. 8	—	—	Tennessee State	W	85-53	
N. 10	—	—	Charlotte	W	73-65	
N. 16	—	—	at UTEP	L	39-84	
N. 20	—	—	Wichita State	L	46-69	
N. 28	—	—	vs. SMU <	L	57-68	
N. 29	—	—	vs. Virginia <	W	49-46	
D. 7	—	—	Grambling State	W	83-50	
D. 15	—	—	UC Santa Barbara	W	73-64	
D. 21	—	—	at Hampton	L	75-86 (2OT)	
D. 28	—	—	vs. North Carolina State ~	L	60-77	
D. 30	—	—	vs. UC Riverside ~	W	74-42	
J. 2	—	9	Baylor *	L	63-92	
J. 5	—	—	at Texas *	L	53-67	
J. 8	—	15	Oklahoma State *	L	51-58	
J. 11	—	—	at Oklahoma *	L	50-61	
J. 14	—	—	at Texas Tech *	W	72-65	
J. 18	—	13	Iowa State *	W	80-74	
J. 22	—	12	at Baylor *	L	48-71	
J. 25	—	—	Kansas *	L	64-71	
J. 29	—	—	Oklahoma *	W	86-78	
F. 1	—	23	at Iowa State *	L	65-84	
F. 8	—	17	at West Virginia *	L	44-84	
F. 12	—	—	Texas *	L	63-69	
F. 15	—	—	Texas Tech *	W	60-54	
F. 19	—	—	at TCU *	L	44-64	
F. 22	—	13	West Virginia *	L	40-61	
F. 26	—	—	at Kansas *	W	76-68	
M. 1	—	15	at Oklahoma State *	L	62-67	
M. 3	—	—	TCU *	L	46-51	
M. 7	—	—	vs. Kansas \$	L	84-87 (OT)	

< - Junkanoo Jam (Freeport, Grand Bahama Island) | ~ - Surf & Slam Classic (San Diego, Calif.) | \* - Big 12 Conference game | \$ - Big 12 Tournament (Oklahoma City, Okla.)

## JEFF MITTIE • 2014-present • 19-14 (.576)



One of the winningest active coaches in NCAA Division I, Jeff Mittie made his K-State coaching debut in the 2014-15 season with a 19-14 record and a second round appearance in the Postseason WNIT. The 19 wins were an eight-win improvement over the previous season and the third-highest win improvement from one season to the next in program history. Mittie's career coaching record stands at 473-248 (.656).

## 2014-15

Record: 19-14 (.576)/7-11 (.389) H: 15-5 A: 2-8 N: 2-1 | Head Coach: Jeff Mittie

Made the fifth appearance in the WNIT and the 12th postseason appearance in the last 14 seasons, as the Wildcats reached the second round of the WNIT • Improved its win total by eight wins from the previous season; third largest win improvement in program history • Jeff Mittie tallied the second most wins by a first-year head coach in program history • Mittie became the second K-State women's basketball coach to win 10 of his/her first 11 games and first since Judy Akers in 1968-69 • Team registered the second-highest steal total in program history (347) and led the Big 12 in the category • K-State was second in the Big 12 in scoring defense (58.2 oppg) and third in blocks per game (4.7 bpg) • Ranked 24th in the nation in average attendance and 17th in total attendance • Won 15 games at Bramlage, tying for second in program history for home wins in a season • Defeated an Associated Press ranked opponent for the ninth straight season • Breanna Lewis was named an All-Big 12 Second Team selection and earned the first All-Big 12 Defensive Team honor in program history Lewis set the school record for blocks in a season with 97 • Ashia Woods was selected to the All-Big 12 Honorable Mention squad • Four players named to Academic All-Big 12 teams • Kindred Wesemann

made eight 3-point field goals against Texas on Feb. 4, setting a career-high and a school record for a conference game. • Final season playing two 20-minute halves.

AP Rankings					W/L	Score
Date	KSU	Opp	Opponent			
N. 14	—	—	SIU	W	81-55	
N. 18	—	—	UMKC	W	65-36	
N. 21	—	—	Hampton	W	66-46	
N. 25	—	—	vs. UTEP <	W	72-43	
N. 26	—	—	vs. Santa Clara <	ppd	-	
N. 27	—	—	vs. LSU <	ppd	-	
D. 4	—	—	UT-Arlington	W	45-41	
D. 8	—	—	William Jewell	W	66-53	
D. 12	—	—	at Wichita State	L	48-51	
D. 14	—	—	Oral Roberts	W	53-47	
D. 20	—	—	Grambling State	W	61-38	
D. 22	—	—	Ablene Christian	W	68-53	
D. 30	—	—	Samford	W	60-41	
J. 3	—	—	at Iowa State *	L	55-60	
J. 6	—	5	Baylor *	L	44-74	
J. 11	—	—	Kansas *	W	58-52	
J. 14	—	21	at Oklahoma State *	L	47-69	
J. 17	—	—	Iowa State *	L	59-79	
J. 21	—	—	at West Virginia *	L	51-63	
J. 24	—	3	at Baylor *	L	46-68	
J. 28	—	—	Oklahoma State *	W	52-51 (OT)	
J. 31	—	—	at Texas Tech *	W	41-38	
F. 4	—	20	Texas *	W	66-57	
F. 7	—	—	at Oklahoma *	L	58-66	
F. 11	—	—	TCU *	W	39-79	
F. 15	—	—	Texas Tech *	L	68-74 (OT)	
F. 18	—	—	at Texas *	L	58-76	
F. 21	—	—	Oklahoma *	L	64-73	
F. 25	—	—	at Kansas	W	55-48	
F. 28	—	—	at TCU	L	47-67	
M. 3	—	—	West Virginia *	W	59-55	
M. 6	—	—	vs. Kansas \$	W	57-49	
M. 7	—	6	vs. Baylor \$	L	70-82	
M. 19	—	—	Akron &	W	86-68	
M. 22	—	—	Missouri &&	L	48-67	

< - Hardwood for Hope (Puerto Vallarta, Mexico) | \* - Big 12 Conference game | \$ - Big 12 Tournament (Dallas, Texas) | & - Postseason WNIT 1st Round | && - Postseason WNIT 2nd Round

## 2015-16

Record: 19-13 (.594)/8-10 (.444) H: 13-4 A: 5-8 N: 1-1 | Head Coach: Jeff Mittie

Made the 14th appearance in the NCAA Tournament, as the Wildcats reached the second round of the NAAs • Jeff Mittie became the first K-State women's basketball coach to win 10 of his/her first 11 games in his first two seasons • Team registered the fourth-highest block total in program history (157) • K-State led the Big 12 for a second straight season in steals with 9.0 per game • K-State held its opponents to a .368 field goal percentage, the fourth-lowest mark since 1981-82 • Offensively, K-State averaged 64.4 points per game, its highest mark since the 2007-08 season • The Wildcats score 75 or more points in a game 10 times, the most since the 2005-06 season • K-State registered its first 100-point game since the 2005-06 season • Ranked 21st in the nation in average attendance and 17th in total attendance • Defeated an Associated Press ranked opponent for the 10th straight season • Breanna Lewis was named an All-Big 12 First Team selection and earned her second straight All-Big 12 Defensive Team honor • Kindred Wesemann was selected to the All-Big 12 Second Team • Wesemann named 2016 Big 12 WBB Scholar-Athlete of the Year • Seven players named to Academic All-Big 12 teams • Lewis became the 39th player in school history to score 1,000 or more points in her career • Lewis also became the 24th player in program history with 1,000 or more career points and 500 or more career rebounds • Lewis surpassed the 200 career block mark in 2015-16, becoming the third player in school history to achieve this feat • Lewis became the first player in school history to register a season with 500 or more points, 225 or more rebounds, 80 or more blocks and 45 or more steals • First season playing four 10-minute quarters.

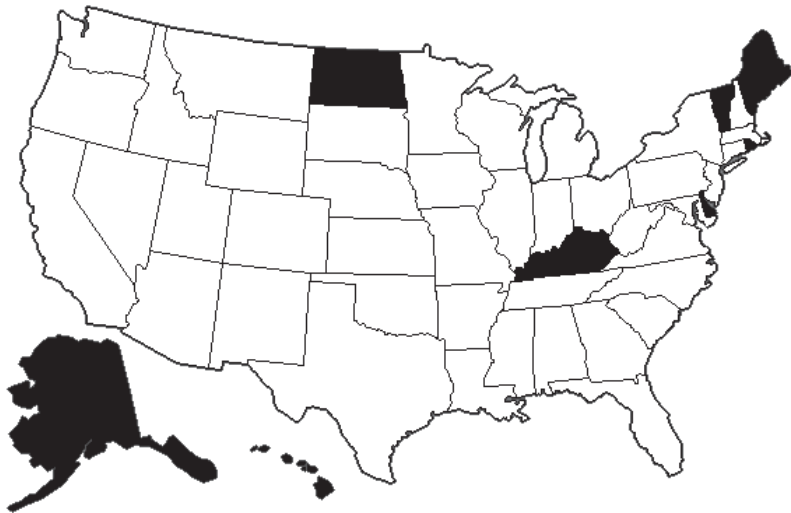
AP Rankings						
Date	KSU	Opp	Opponent		W/L	Score
N. 13	—	—	at Tulsa		W	75-67
N. 16	—	—	Ablene Christian		W	76-45
N. 19	—	—	South Dakota		W	84-81 (ot)
N. 23	—	1	Connecticut (Hartford, CT)		L	57-97
N. 25	—	—	Southern		W	59-47
D. 3	—	—	UT-Arlington		W	61-41
D. 5	—	—	at Chicago State		W	63-54
D. 7	—	—	UT Rio Grande Valley		W	61-43
D. 13	—	—	Florida Atlantic		W	102-53
D. 19	—	—	Sam Houston State		W	78-50
D. 21	—	—	Western Illinois		W	84-45
D. 30	—	—	Iowa State*		W	79-84
J. 2	—	—	at TCU*		L	73-87
J. 6	—	—	West Virginia*		L	53-72
J. 10	—	17	at Oklahoma*		L	58-68
J. 13	—	—	Oklahoma State*		W	47-44
J. 16	—	—	TCU*		W	58-49
J. 20	—	—	at Kansas*		W	59-46
J. 24	—	—	at Texas Tech*		W	65-53
J. 30	—	6	Texas*		L	51-66
F. 3	—	4	at Baylor*		L	52-87
F. 6	—	—	at West Virginia*		L	44-64
F. 9	—	21	Oklahoma*		W	87-71
F. 13	—	—	Kansas*		W	81-67
F. 17	—	8	at Texas*		L	51-58
F. 21	—	—	Texas Tech*		W	65-53
F. 24	—	—	at Iowa State*		W	68-53
F. 27	—	4	Baylor*		L	52-63
F. 29	—	—	at Oklahoma State*		L	51-59
M. 5	—	—	vs. West Virginia\$		L	65-74
M. 18	—	—	vs. George Washington#		W	56-51
M. 20	—	2	at South Carolina#		L	47-73



the program to two NCAA Tournament appearances in their first three seasons with the program • Mittie won the 500th game of his coaching career on Dec. 4, 2016 at Omaha; won his 50th game at K-State on Jan. 7, 2017 against Texas Tech • Breanna Lewis named to 2017 WBCA All-Region 3 Team • Lewis drafted by the Dallas Wings in 2017 WNBA Draft (23rd pick) • Lewis and Kindred Wesemann named to the All-Big 12 First Team • Lewis earned her third straight All-Big 12 Defensive Team honor • Wesemann became the 40th player in school history to score 1,000 or more points in her career • Wesemann wins Marines Women's 3-Point Contest and Shoe Carnival Battle of Champions 3-Point Contest in Phoenix, Arizona • Eight players named to Academic All-Big 12 teams • Shaelyn Martin named 2017 CoSIDA Academic All-District VII • Team registered the third-highest rebound total since 1996-97 (1266) • K-State made the sixth most free throws in school history with 462; K-State made more free throws than their opponent attempted for just the second time in program history • Offensively, K-State averaged 67.5 points per game, its highest mark since the 2007-08 season • The Wildcats scored 2,294 points, the most since the 2005-06 season • Ranked 15th in the nation in average attendance and 11th in total attendance • K-State played a school record 12 teams ranked in the AP poll • Defeated four teams ranked in the AP poll, the most since the 2007-08 season

AP Rankings				
Date	KSU	Opp	Opponent	W/L
N. 11	—	—	Chicago State	W
N. 14	—	—	Tulsa	W
N. 20	—	—	Lamar	W
N. 24	—	—	vs. North Carolina State!	W
N. 25	—	—	vs. LSU!	W
N. 26	—	—	vs. UTEP!	W
D. 1	—	23	Auburn&	W
D. 4	—	—	at Omaha	W
D. 7	—	—	UT Arlington	W
D. 11	—	1	Connecticut	L
D. 18	—	—	Princeton	W
D. 22	24	—	at Northern Iowa	L
D. 29	—	3	at Baylor*	L
J. 1	—	12	West Virginia*	W
J. 4	25	20	at Oklahoma*	L
J. 7	25	—	Texas Tech*	W
J. 11	25	—	Kansas*	W
J. 14	25	—	at Oklahoma State*	W
J. 18	22	—	TCU*	W
J. 21	22	—	at Iowa State*	L
J. 25	25	2	Baylor*	L
J. 28	25	—	Oklahoma State*	W
F. 1	—	—	at Texas Tech*	W
F. 4	—	12	at Texas*	L
F. 11	25	—	Iowa State*	W
F. 15	24	—	at West Virginia*	L
F. 18	24	—	at TCU*	W
F. 21	—	16	Oklahoma*	W
F. 25	—	—	at Kansas*	W
F. 27	24	12	Texas*	L
M. 4	24	—	vs. Iowa State\$	W
M. 5	24	2	vs. Baylor\$	L
M. 18	24	20	Drake#	W
M. 20	24	6	Stanford##	L

! Paradise Jam (St. Thomas, Virgin Islands) | & SEC/Big 12 Challenge | \* - Big 12 Conference game | \$ - Big 12 Championship (Oklahoma City, Oklahoma) | # - NCAA Tournament Lexington Regional 1st Round (Manhattan, Kan.) | ## - NCAA Tournament Lexington Regional 2nd Round (Manhattan, Kan.)



Of Note: Kansas State women's basketball has played a regular season or tournament game in 42 of the 50 states in the US, adding West Virginia to the list on Feb. 26, 2013. The states K-State women's basketball has not played a game in are: Alaska, Delaware, Hawaii, Kentucky, Maine, North Dakota, Rhode Island and Vermont.

K-State has played regular season games in the Bahamas, Mexico and the US Virgin Islands.

### K-STATE RECORD BY STATE

Includes any home, road or neutral site game played on the soil of that state and the District of Columbia.

State	W	L	Pct
Alabama	0	1	.000
Arizona	2	1	.667
Arkansas	1	4	.200
California	15	7	.682
Colorado	16	16	.500
Connecticut	3	5	.375
District of Columbia	1	1	.500
Florida	7	2	.778
Georgia	4	2	.667
Idaho	1	1	.500
Illinois	14	7	.667
Indiana	1	1	.500
Iowa	27	35	.435
Kansas	581	211	.734
Louisiana	5	6	.455
Maryland	2	0	1.000
Massachusetts	1	1	.500
Michigan	2	2	.500
Minnesota	9	10	.474
Mississippi	0	1	.000
Missouri	49	48	.505
Montana	1	1	.500
Nebraska	23	29	.442
Nevada	7	7	.500
New Hampshire	2	0	1.000
New Jersey	3	2	.600
New Mexico	4	2	.667
New York	6	2	.750
North Carolina	7	2	.778
Ohio	2	6	.250
Oklahoma	27	50	.351
Oregon	2	1	.667
Pennsylvania	3	1	.750
South Carolina	3	1	.750
South Dakota	3	1	.750
Tennessee	4	6	.400
Texas	33	57	.367
Utah	1	4	.200

State	W	L	Pct
Virginia	3	4	.429
Washington	3	1	.750
West Virginia	0	5	.000
Wisconsin	2	3	.400
Wyoming	1	2	.333





KOBE A.D.  
**MAMBA MENTALITY**

[NIKE.COM/BASKETBALL](http://NIKE.COM/BASKETBALL)

# GENE TAYLOR

Director of Athletics | First Year | Arizona State '80; St. Thomas (Fla.) University '85



## THE TAYLOR FILE

### PERSONAL

**Year at K-State:** First  
**Date Hired:** April 17, 2017  
**Spouse:** Cathy  
**Children:** Casey and Jared

### EDUCATION

Arizona State (1980), B.A. Business Management  
St. Thomas University (Fla.) (1985), M.S. Sports Administration

### Taylor's Trophy Case:

- 2012 NACDA FCS Central Region AD of the Year
- 2012 Blue Key Honor Society Doctor of Service Award (NDSU)
- 2008 NACDA FCS Central Region AD of the Year

Gene Taylor, who spent more than a decade leading North Dakota State to championship levels of success as its Director of Athletics before serving as the Deputy Athletics Director at Iowa, was named the Director of Athletics at K-State in April 2017.



Taylor took the reins at North Dakota State in the summer of 2001 and immediately spearheaded a comprehensive evaluation of the Bison athletic department, all while successfully guiding the athletics program through the unpredictable waters of reclassification to NCAA Division I from Division II and securing conference affiliations for all 16 sports. The Bison are currently members of The Summit League, Missouri Valley Football Conference and Western Wrestling Conference.

Taylor also played an instrumental part of forming the Great West Football Conference in February 2004, an affiliation that gave the Bison football program an immediate home in Division I.

The success of the football program is well documented, highlighted by three-straight FCS National Championships in 2011, 2012 and 2013 under head coach Craig Bohl as the Bison quickly became one of the most revered football programs in all levels of college sports.

In addition to football, the NDSU men's basketball, women's volleyball, softball and women's golf programs all regularly qualified for NCAA tournaments, highlighted by softball advancing to the 2009 Super Regional, while the Bison totaled 53 Summit League team championships since 2009 under Taylor's guidance in addition to 62 Academic All-Americans, three NCAA Woman of the Year national qualifiers, four NCAA Elite 89 selections and 20 NCAA Postgraduate Scholarship winners.


The NDSU athletics budget tripled from \$5 million in Taylor's first year to \$15 million, while the scholarship endowment grew to \$11.2 million, and Team Makers booster club support tripled from \$750,000 to \$2.8 million.

In 2014, Taylor accepted the role of deputy athletics director at Iowa where he has been responsible for the administrative oversight of the department's day-to-day operations while also serving as the leading advisor to the Director of Athletics and the primary decision maker in his absence.

He also supervised and managed all the department's administrative units, capital projects as well as serving as the





**The Taylor family**

direct sport supervisor for field hockey, men's and women's tennis, men's and women's swimming and diving, women's soccer, baseball and wrestling. Taylor also has oversight of the football and men's and women's basketball programs daily operations, which included postseason and bowl travel coordination.

Twice Taylor has been recognized for his success by the National Association of Collegiate Directors of Athletics. He was selected as the FCS Central Region AD of the Year in June 2008 and June 2012. Taylor received the Blue Key Honor Society Doctor of Service Award, one of the most prestigious honors an NDSU faculty member can be bestowed, in April 2012.

A student assistant to the associate athletics director in his undergraduate days at Arizona State University, Taylor arrived at NDSU after a 15-year stint at Navy (1986-2001) as an administrative assistant, assistant ticket manager, ticket manager, assistant athletic director for tickets and operations, and associate athletic director.

Taylor is a 1980 business management graduate of Arizona State, and he received his master's degree in sports administration in 1985 from St. Thomas University in Florida.

He worked in the ticket office at Southern Methodist University in 1985-86 before joining the Naval Academy. His tenure at Navy included serving as the commissioner of the five-team Collegiate Sprint Football League that includes Army, Navy, Penn, Princeton and Cornell.

Taylor, 59, and his wife, Cathy, have one daughter, Casey, and a son, Jared. Casey (22) graduated from North Dakota State this past December with a degree in sports management and is pursuing a career in college athletics, while Jared (18) will graduate this May from Iowa City High School and attend Northern State University in South Dakota where he will play football.

## K-STATE ATHLETICS, INC., BOARD OF DIRECTORS



**CINDY BONTRAGER**  
 VP of Administration and  
 Finance Secretary-Treasurer



**PAT BOSCO**  
 VP of Student Life and Dean  
 of Students



**GENE TAYLOR**  
 Chairman and Chief  
 Executive Officer  
 Director of Athletics



**JACKIE HARTMAN**  
 Dir. of Community Relations  
 Chief of Staff for President



**APRIL MASON**  
 Provost and Senior Vice  
 President



**BE STONEY**  
 Faculty Athletic  
 Representative

1968-2018



**JILL SHIELDS**  
Deputy AD/  
Sr. Woman Admin.



**LINDSEY BABCOCK**  
Executive Associate AD for  
Compliance



**SCOTT GARRETT**  
Executive Associate AD for  
External Operations/Chief  
Revenue Officer



**CASEY SCOTT**  
Executive Associate AD for  
Internal Operations &  
Event Management



**BRUCE SHUBERT**  
Executive Associate AD for  
Finance & Administration/  
CFO



**KENNY LANNOU**  
Sr. Associate AD for  
Communications and  
Public Relations



**JOSH McCOWAN**  
Sr. Associate AD for  
Development and  
Advancement



**CHARLIE THOMAS**  
Sr. Associate AD for  
Capital Projects



**DAREN KOUDELE**  
Associate AD/Compliance



**JEREMY  
NIEDERWERDER**  
Associate AD/Facilities



**JONI SMOLLER**  
Associate AD for  
Fan Experience and Sales



**DR. BE STONEY**  
Faculty Athletics  
Representative



## KANSAS STATE COMPLIANCE OFFICE STAFF



**LINDSEY BABCOCK**  
Executive Associate Athletics  
Director for Compliance



**DAREN KOUDELE**  
Associate Athletics  
Director for Compliance



**BRADY FRITZ**  
Asst. Compliance  
Director



**KATIE BELL**  
Coordinator for  
Compliance



**VERA WHITE**  
Compliance Assistant

## KANSAS STATE UNIVERSITY DEPARTMENT OF INTERCOLLEGIATE ATHLETICS

### MISSION STATEMENT

The mission of the Kansas State University Department of Intercollegiate Athletics is to provide, within the context of available resources, an environment that supports the educational objectives, academic progress and general welfare of student-athletes and allows them to compete at the highest levels of athletics. Our mission is also to embrace the guidelines and principles established by the Big 12 Conference and NCAA, which promote the principles of sportsmanship and ethical conduct. The Department of Intercollegiate Athletics is committed to providing fair and equitable treatment for all student-athletes and athletic department personnel, including women and minorities.

### PHILOSOPHY STATEMENT

The Department of Intercollegiate Athletics shall assure that all intercollegiate sports programs and department operations are consistent with the mission of Kansas State University. Student-athletes and department employees should be treated fairly and equitably regardless of gender or race. All department activities will be conducted within the rules, regulations and policies of Kansas State University, the Big 12 Conference and the NCAA.

The Department's decision-making process shall be based upon consideration of the academic, emotional and physical welfare of every current and future student-athlete. The learning experience to be provided to student-athletes should promote social, moral, emotional, cultural, and vocational growth and development and should emphasize the value of sportsmanship, loyalty, teamwork, & individual accountability. An environment promoting excellence will allow the physically talented and gifted student-athlete to achieve maximum potential.

## NCAA RULES &amp; REGULATIONS

Dear Wildcat Alumni and Friends,

The support and loyalty of our fans is a cornerstone of the K-State Athletic Department. We truly appreciate your outstanding support. As dedicated fans, you must be committed to compliance with the rules and regulations of the NCAA and the Big 12 Conference.

Under NCAA regulations, K-State is held responsible for the actions of our boosters. "Representative of Athletic Interest" boosters may not engage in any recruitment activities or provide any benefits or privileges to prospective or enrolled student-athletes. This informational page has been developed to assist in the continuing education of our K-State family.

Please carefully read the information that is provided on this page. The K-State Athletic Department is proud to have your loyal support and continued interest in its athletics programs. As we strive for a model intercollegiate athletics program, we must always maintain the highest standards of ethical conduct and integrity. With your assistance and cooperation, we believe we can accomplish our goals.

If you have any questions about various rules and regulations, please do not hesitate to contact the Athletics Compliance Office.

Your cooperation, compliance and support are greatly appreciated.

Sincerely,  
Gene Taylor, Director of Athletics

### Are you a "Representative of Athletics Interests" (booster)?

A 'representative' of K-State's athletics interests is any individual who is known (or who should have been known) by a member of K-State's athletics administration to:

- Have participated in or are a member of an agency or organization promoting K-State athletics; (e.g. Catbacker Club)
- Have made financial contributions to the athletic department or to an athletic booster organization of K-State; (e.g. Ahearn Fund donor)
- Have been involved in otherwise promoting K-State's athletic program; or
- Bought or received season tickets to a K-State athletics event.

### Definition of an Extra Benefit?

An extra benefit is any special arrangement by an institutional employee or representative of the institution's athletics interests to provide a student-athlete or the (student-athlete's relatives or friends) with a benefit not authorized by NCAA legislation.

You can NOT provide any of the following to a student-athlete or their relatives, family or friends:

- Special discounts on shoes, clothing, or other items
- Use of an automobile or transportation of any type
- Rent-free or reduced-cost housing for any length of time
- Entertainment (e.g., cash, or use of your home or other items of value, tickets to an athletic, institutional or community event)
- Employment based on the student-athlete's athletic ability/reputation
- Payment for or use of a student-athlete's name, picture, or appearance to advertise the sale of a commercial product or to promote your commercial business
- Gifts or free or reduced cost services such as laundry, haircuts, and legal fees
- Awards, gifts of any kind, or compensation for a student-athlete's tickets
- A loan of money or co-signing a loan
- Preferential treatment of items/services not available to K-State students or the general public.

This is not an exhaustive list! If you have any questions about what you can and cannot do for a student-athlete, please call the Compliance Office before you provide any item or service. If you make a mistake the student-athlete and K-State will suffer the consequences.

### Employment of Student-Athletes

Student-athletes may be employed by representatives of athletics interests provided their compensation is only for work actually performed and commensurate with the going rate for the job they are performing.

Such compensation may not be based on the value the student-athlete may have for their employer because of the publicity, reputation, fame or personal following associated with their athletics ability.

### Who is a "Prospective Student-Athlete" (recruit)?

The NCAA defines a prospective student-athlete (prospect) generally as any student who has started classes for the ninth grade (regardless of whether K-State is recruiting that individual). An individual remains a prospect until one of the following occurs:

- The individual officially registers and enrolls in full-time and attends classes in any regular term during K-State's academic year;
- The individual participates in a regular squad practice or competition at K-State that occurs before the beginning of the academic term (e.g., football, volleyball, or soccer in the fall); or
- The individual officially registers, enrolls and attends classes during the summer prior to initial enrollment and receives athletics aid.

### Recruiting and Contact Rules for Prospective Student-Athletes

Only coaches and athletic staff members are permitted to be directly or indirectly involved in the recruitment of prospects. All representatives of the university who are not members of the athletic department staff are prohibited from contacting a prospect by telephone, in person (on or off campus), or in writing (including use of social media) for the purpose of encouraging his/her enrollment and or athletics participation at K-State.

### Q.What if a prospect calls an athletics representative?

A. An athletic representative may have a telephone conversation with a prospect ONLY if the prospect initiates the call. An institutional staff member may not prearrange such a call. Any questions about K-State's athletics program should be referred to the Athletic Compliance Office or the appropriate coach.

### Q. May an athletics representative speak to a K-State coach if a prospect is with the coach?

A. If a K-State coach is with a prospect, DO NOT approach the coach until the prospect and their family have departed. Coaches are not permitted to introduce prospects to representatives because representatives are not permitted to have any contact with prospects, on or off-campus.

### Q. What if a prospect approaches an athletics representative at an on- or off-campus location regarding the K-State athletics program?

A. If a prospect approaches an athletics representative regarding our athletics program, on- or off-campus, the representative should explain to him/her that NCAA rules do not permit the discussion of the athletics program and refer the prospect to the appropriate K-State coach.

### Q. Is it permissible for an athletic representative to provide prospects (or their friends or relatives) transportation to or from the K-State campus?

A. NO, athletic representatives should not provide any recruiting benefits or inducements to prospects.

### Preferential Treatment & Established Family Relationships:

NCAA rules and regulations concerning contact with prospects are not intended to affect established family relationships that pre-date an individual becoming a prospect. You should feel free to continue these relationships and remember that contact is permitted as long as it is not made for recruiting purposes. However, please keep in mind that student-athletes are not permitted to receive preferential treatment, benefits, or services based on their athletics reputation or pay-back potential as future professional athletes.

### Questions?

Please contact Lindsey Babcock (Executive Associate Athletics Director for Compliance), Daren Koudele (Associate Athletics Director of Compliance), Brady Fritz (assistant director) or Vera White (compliance assistant) in the athletics compliance office at (785) 532-3990.





**MIKE DIBBINI**  
Women's Soccer | 1st year



**SUZIE FRITZ**  
Women's Volleyball | 16th year



**RYUN GODFREY**  
Cross Country | 3rd year



**BRAD HILL**  
Baseball | 14th year



**KRISTI KNIGHT**  
Women's Golf | 22nd year



**JEFF MITTIE**  
Women's Basketball | 3rd year



**GRANT ROBBINS**  
Men's Golf | 3rd year



**CLIFF ROVELTO**  
Track and Field | 29th year



**BILL SNYDER**  
Football | 25th year



**DANIELLE STEINBERG**  
Women's Tennis | 3rd year



**PATRICK SWEENEY**  
Women's Rowing | 14th year



**BRUCE WEBER**  
Men's Basketball | 5th year

## 2016-17 K-STATE ATHLETICS YEAR IN REVIEW

Team	Overall W-L	Big 12 W-L	Big 12 Finish	Big 12 Postseason	NCAA Postseason
Baseball	29-26	8-16	9th	--	--
[M] Basketball	21-14	8-10	6th	Semifinals [1-1]	NCAA First Round [1-1]
[W] Basketball	23-11	11-7	4th	Semifinals [1-1]	NCAA Second Round [1-1]
[M] Cross Country	--	--	--	8th	Midwest Regional [18th]
[W] Cross Country	--	--	--	10th	Midwest Regional [21st]
Football	9-4	6-3	4th	--	Texas Bowl [W, 33-28]
[M] Golf	--	--	--	7th	--
[W] Golf	--	--	--	8th	NCAA Athens Regional [13th]
[M] Indoor Track	--	--	--	6th	NCAA Championships [48th]
[W] Indoor Track	--	--	--	6th	NCAA Championships [t27th]
[M] Outdoor Track	--	--	--	9th	NCAA Championships [t-26th]
[W] Outdoor Track	--	--	--	1st	NCAA Championships [9th]
[W] Rowing	--	--	--	3rd	--
[W] Soccer	4-9-3	--	--	--	--
[W] Tennis	12-15	2-7	8th	Quarterfinals [1-1]	--
[W] Volleyball	21-10	9-7	t4th	--	NCAA Second Round [1-1]

## 2016-17 K-STATE ATHLETICS HONORS & AWARDS

### All-Americans (22):

**Claudette Allen** (Outdoor 4x100), **Katie Brand** (Volleyball), **Will Brennan** (Baseball [Freshman AA], **Christoff Bryan** (Indoor High Jump, Outdoor High Jump), **Mitch Dixon** (Outdoor Hammer Throw), **Brady Grunder** (Outdoor Hammer Throw), **Akia Guerrier** (Outdoor 4x100), **Helene Ingvaldsen** (Outdoor Hammer Throw), **Janee' Kassanavoid** (Indoor Weight Throw, Outdoor Hammer Throw), **Shadae Lawrence** (Outdoor Discus), **Shardia Lawrence** (Indoor Triple Jump, Outdoor Triple Jump), **Ranae McKenzie** (Outdoor 4x100, 400m Hurdles), **A'Keyla Mitchell** (Outdoor 4x100), **Brett Neely** (Outdoor Shot Put), **Wurrie Njardoe** (Outdoor Long Jump), **Konstantina Romaïou** (Outdoor Triple Jump), **Nina Schultz** (Indoor Pentathlon, Outdoor Heptathlon), **Kyle Smith** (Outdoor Hammer Throw), **Cam Thompson** (Baseball [Freshman AA], **Reggie Walker** (Football [Freshman AA], **Kim Williamson** (Indoor High Jump), **Jordan Willis** (Football).

### All-Big 12 Selections (23):

Baseball — 3, Men's Basketball — 2, Women's Basketball — 2, Football — 12, Rowing — 1, Volleyball — 3.

### National Individual Champions (2):

**Christoff Bryan** (Outdoor High Jump), **Shadae Lawrence** (Outdoor Discus).

### Big 12 Individual Champions (6):

**Christoff Bryan** (Indoor High Jump), **Brett Neely** (Outdoor Shot Put), **Janee' Kassanavoid** (Indoor Weight Throw, Outdoor Hammer Throw), **Shadae Lawrence** (Outdoor Discus), **Nina Schultz** (Outdoor High Jump), **Morgan Wedekind** (Outdoor 3000 Meter Steeplechase).

### Academic All-Big 12 Selections (137):

Baseball — 6, Men's Basketball — 5, Women's Basketball — 8, Men's Cross Country — 5, Women's Cross Country — 4, Football — 29, Men's Golf — 6, Women's Golf — 4, Rowing — 29, Women's Soccer — 3, Women's Tennis — 7, Men's Track & Field — 10, Women's Track & Field — 10, Volleyball — 11.

### Specialty Awards:

**Katie Brand** — Senior CLASS Award All-American, AVCA All-Midwest Region, CoSIDA Academic All-District; **Will Brennan** — Big 12 Baseball All-Freshman Team; **Kersten Kober** — CoSIDA Academic All-District; **Breanna Lewis** — WBCA All-Region 3 Team, Big 12 Women's Basketball All-Defensive Team; **Shaelyn Martin** — CoSIDA Academic All-District; **D.J. Reed** — Big 12 Defensive Newcomer of the Year; **Cliff Rovelto** — USTFCCA Midwest Region Women's Coach of the Year, Big 12 Women's Coach of the Year; **Elle Sandbothe** — Big 12 Volleyball All-Freshman Team; **Brooke Sassin** — AVCA All-Midwest Region; **Nina Schultz** — USTFCCA Midwest Region Women's Field Athlete of the Year, Big 12 Outstanding Freshman of the Year; **Cam Thompson** — Big 12 Baseball All-Freshman Team; **Reggie Walker** — Big 12 Defensive Freshman of the Year; **Greg Watson** — USTFCCA Midwest Region Assistant Coach of the Year; **Jordan Willis** — Big 12 Defensive Player of the Year, Big 12 Defensive Lineman of the Year; **Eternati Willock** — Big 12 Women's Basketball All-Freshman Team.

Thank you for your interest in Kansas State women's basketball. The K-State Athletics Communications Office has produced the 2017-18 media guide to assist in your coverage of the Wildcats. Please feel free to contact any member of our staff with questions, requests or concerns. We look forward to working with you throughout the 2017-18 season.

## MEDIA INTERVIEWS

All interviews with Kansas State players and coaches must be requested and arranged through the K-State Athletics Communications Office. Please be advised that all interview requests must be submitted **24 hours in advance**. Players and coaches' home or mobile phone numbers will NOT be given out.

Practices are closed to the public and the media. Players and coaches will be made available for interviews immediately following practice on specified days either in the Ice Family Basketball Center or Bramlage Coliseum. All interview requests for those post-practice interview sessions must be made in advance with the K-State Athletics Communications Office. Please be advised that regularly scheduled interview days may not be conducted due to team travel.

Game day interviews during shootarounds or prior to tip-off are not permitted unless request is affiliated with the television network broadcasting that day's game. See 'Postgame Policy' for additional information.

## WORKING CREDENTIALS

The Kansas State Athletics Communications Office should receive all credential requests no later than five days prior to the specified game. Requests can be made on official letterhead and addressed to:

Women's Basketball SID  
Kansas State Department of Athletics  
West Stadium Center, 1800 College Avenue  
Manhattan, KS 66502-3355

Requests may also be faxed to the Athletics Communications Office at 785-532-6093 or sent via e-mail to Randy Peterson (rpeterson@kstatesports.com). Because of mail service, media passes will not be mailed in most instances. If this is the case, passes may be picked up two hours before tip-off at Gate 7 of the east parking lot of Bill Snyder Family Stadium/Bramlage Coliseum. Individuals picking up credentials will be required to

furnish positive identification. All credentials are non-transferable and are issued based on Kansas State's credential policy.

Admission to courtside press row is for working media only. Only media members with official K-State credentials will be admitted.

**Note:** Friends, spouses and children are not welcome in the press area.

## PRESS PARKING

Press parking is located on the east side of Bramlage Coliseum near the Ice Family Basketball Center and will be provided upon request on a first-come, first-serve basis as available. A parking pass must be requested two days prior to the scheduled game. Contact the Kansas State Athletics Communications Office regarding details and directions to press parking areas.

## VISITING RADIO

To inquire about using existing radio courtesy lines, visiting radio stations should contact Ben Boyle, General Manager of the K-State Sports Network. He may be reached at 785-532-1000. Only those stations recognized as the official originator for the visiting team will be afforded broadcast facilities. Visiting team radio personnel will be seated next to their respective team bench on the south end of the scorer's table with a maximum of three seats available.

## PHOTOGRAPHERS

Only accredited photographers on assignment from recognized media outlets will be issued baseline credentials. In accordance with NCAA rules, no freelance photographers will be admitted courtside. All photographers must have a media pass to shoot inside Bramlage Coliseum. Flash photography is prohibited.

## WEBSITES

Kansas State reserves the right to deny media credentials to any individual whose website is not affiliated with an official news-gathering organization or publication. Credentials will be issued to official online services of national, over-the-air or cable networks or established publications which are staffed by full-time employees (i.e. ESPN.com, SI.com, CBS Sports, etc.) and then with a maximum of one credential.

Credentials will not be granted to any online agency operating sites that are in any way affiliated with gambling, or to "freelance"

or "fan-based" sites that are not affiliated with a legitimate news gathering organization. Membership in a writer's association (i.e. USBWA) does not automatically qualify an agency for credentials.

Additionally, online services are prohibited from "real time" (also known as "cybercast") transmission of all Kansas State Athletics events. Those rights are co-owned by Kansas State University, the Big 12 Conference and Learfield Communications.

## POSTGAME POLICY

Kansas State's locker room is closed. Media on press row will be asked to submit a list of player requests to Assistant Director of Athletics Communications Randy Peterson during the last 7 minutes of the game. Coach Mittie and requested players will be available in a designated postgame interview room located at the top of the Bramlage Coliseum tunnel. The visiting team coach and selected players will be made available in the designated interview room prior to K-State.

Those interested in audio-taping grouped interviews should connect their recorders to the distribution amplifier (mult box) provided. Output from the device is microphone level, terminated in 1/80 two-conductor plugs and jacks, or three-pin standard microphone male connectors.

## TELEPHONES

A limited number of charge-per-call telephones are located on press row, and phones in the Seaton Media Room will be available for filing after the game on a first-come, first-serve basis.

All media wishing to have phone lines installed on press row will be responsible for making their own arrangements. Phones may be ordered from the KSU Telecommunications Office at 785-532-7001.

## MEDIA ROOM LOCATION

The Seaton Media Room in Bramlage Coliseum is located just to the right of the tunnel when exiting the floor on court level. Work space is provided in the room with official game programs, media guides, game notes and flipcards available prior to the game. Complete statistics will be available at halftime and immediately following the game. Final books will be distributed to the designated postgame interview room, media room, press row and both locker rooms. A pregame meal is served to the working media 90 minutes prior to the game in a room located at the top of the south tunnel in Bramlage Coliseum.







### LISTENING TO THE WILDCATS

Brian Smoller is in his 12th year as the play-by-play voice of the Kansas State women's basketball program. In addition to his basketball duties for the network, Smoller hosts the K-StateHD.TV Gameday pregame shows for football and men's and women's basketball games. He also provides play-by-play for K-State baseball and is in his ninth year as Sportscasting/Director of K-StateHD.TV for the K-State athletic department.

A 1999 K-State graduate, Smoller has won 15 Kansas Association of Broadcasters awards, including five first place awards for play-by-play. He is the only sportscaster in Kansas history to win a KAB award for play-by-play of four sports, volleyball, football, basketball, and baseball.

In 2003, Smoller was named the Oscar Stauffer Kansas Sportscaster of the Year. Brian and his wife, the former Beth Caskey, currently reside comfortably in St. George, Kan., and have a son, Brady, and a daughter, Brenna.

Former Wildcats Missy Decker Heidrick and Kristin Waller and K-State Assistant Director of Athletics Communications Randy Peterson will serve as the color commentators for all broadcasts as well.

### JEFF MITTIE RADIO SHOW

Affiliates on the K-State Sports Network will carry the Jeff Mittie Radio Show, a live call-in show hosted by Brian Smoller each Monday during the 2016-17 season. The show originates from Old Chicago located at 2001 Clock Tower Place in Manhattan on Monday evenings from 6-7 p.m. and is open to the public. An updated radio show schedule will be posted on [www.kstatesports.com](http://www.kstatesports.com).

### JEFF MITTIE TELEVISION SHOW

The biweekly Jeff Mittie Television Show can be seen throughout the Midwest each Wednesday during the Big 12 Conference season on Fox Sports Midwest and Fox College Sports. The half-hour program, produced by K-StateHD.TV and hosted by Brian Smoller, features head coach Jeff Mittie, along with player and coach spotlights, highlights and a preview of upcoming games.

### CREDENTIAL POLICY AND OTHER GUIDELINES

Credentials and working space for media members are issued at the sole and exclusive discretion of the Kansas State Athletics Communications Office, based on the following priorities and guidelines:

1. Originating radio and television personnel involved in a live broadcast.
2. Daily newspapers regularly covering Kansas State University, the current-game opponent or another Big 12 school. Wire services, regional and national publications are also afforded this priority.
3. Non-originating radio and television personnel producing reports on the game. Only local radio stations with a full-time sports director conducting a regular sports show receive consideration for credentials.
4. Officially recognized Kansas State University student publications or student electronic media outlets.
5. Non-daily newspapers or publications reporting on the game. With the exception of beat writers covering Kansas State daily, all passes are issued on a game-by-game basis with consideration of available working space.

- Passes are non-transferable and are subject to immediate revocation if transferred to non-working members of a media outlet.
- Kansas State University and the NCAA prohibit the issuance of credentials to representatives of an organization that regularly publishes gambling information, such as "tout

sheets" or "tip sheets".

- Credentials are issued to websites that are affiliated with websites for national or regional television and news media organizations, (e.g. ESPN.com, SI.com, CBSSports.com, etc.) for institutions that are conference members and non-conference opponents, and for the Big 12 Conference.
  - Web sites that sponsor "message boards" or "chat rooms" where people are allowed to post anonymous information or rumors are ineligible for credentials or access to media functions.
  - If a news-gathering medium has an online site that sponsors these anonymous forums, they may continue to request credentials under its traditional medium (newspaper, magazine, radio or television), but will not be granted additional passes or access for online staff.
  - Kansas State University reserves the right to deny media credentials to any individual whose web site is not affiliated with a recognized news-gathering organization.
  - Membership in a writer's association (i.e. - USBWA) does not automatically an agency for credentials.
  - Restrictions have been made on the usage of Internet video of Kansas State Athletic events. Highlights of game action and/or post game press conference from K-State events are limited to and cannot exceed three (3) minutes in length.
  - All persons picking up credentials will be required to furnish positive identification. All credentials are non-transferable.
- Note:** Spouses, dates, non-workers and anyone under 18 years of age are not permitted in the working press area.

### WILDCAT BASKETBALL ON THE AIR

K-State women's basketball is on the air! The 2017-18 season marks the 12th season of the K-State Sports Network, a joint venture of Kansas State Athletics and Learfield Communications. Learfield Communications is a national leader in collegiate sports broadcasting and marketing, owning the rights to 50 of the nation's top collegiate programs.



The network distributes its digital-quality audio stream via satellite to more than 30 affiliates across the states of Kansas and Nebraska. The network also provides play-by-play coverage of K-State football, men's basketball, volleyball and baseball. Weekly coaches shows for football and men's and women's basketball supplement the live event coverage.

During the 2017-18 season, 25 network affiliates across the state of Kansas will carry either a full or partial schedule of K-State women's basketball games this season. An updated network affiliate schedule will be posted on [www.k-statesports.com](http://www.k-statesports.com) if changes are made during the season.

### 2017-18 NETWORK AFFILIATES

#### AIRING FULL SCHEDULE

CITY	CALL LETTERS	FREQUENCY
Manhattan	KMAN	1350/93.3
North Fort Riley	KBLS-FM	102.5
Topeka	WIBW-AM	580
Wichita	KQAM-AM	1480

#### AIRING PARTIAL SCHEDULE

CITY	CALL LETTERS	FREQUENCY
Beloit	KSV-FM	105.5
Clay Center	KCLY-FM	100.9
Colby-Goodland	KRDQ-FM	100.3
Dodge City	KAHE-FM	95.5
Great Bend	KZRS-FM	107.9
Hays/Ness City	KKDT-FM	93.5
Hiawatha	KNZA-FM	103.9
Junction City	KJCK-AM	1420
Kansas City	KCSP-AM	610
Liberal	KSM-AM	1470
Marysville	KNDY-AM	1570
Marysville	KNDY-FM	95.5
Norton	KQNK-AM	1530
Norton	KQKK-FM	106.7
Phillipsburg	KKAN-AM	1490
Phillipsburg	KQMA-FM	92.5
Pittsburg	KSEK-AM	1340
Russell	KRSL-AM	990
Salina	KSAL-AM	1150
Scott City	KSKL-FM	94.5
Seneca	KMZA-FM	92.1
Topeka	WIBW-FM	94.5
Wichita	KQAM-AM	1480
Winfield	KWLS-FM	107.9

### K-STATEHD.TV

K-StateHD.TV is a high-definition digital network providing K-State a world-wide connection for athletic and academic endeavors. Now a free service, viewers get over 1,000 Wildcat videos a year, including around 25 live events. Other features include pregame shows, weekly and postgame press conferences, and commercial free on-demand viewing of every football game and all home men's basketball, women's basketball, women's soccer, volleyball, and baseball games (within 72 hours of event).

Established in 2011, K-StateHD.TV teams Kansas State University staff and students with K-State Athletics' staff to produce around 70 live events for partners such as FS1, FSMW/KC, FCS, ESPNU, ESPN3, and Cox Channel Kansas each year. To learn more about K-StateHD.TV, visit [www.k-statehd.tv](http://www.k-statehd.tv).

**K-STATEHD.TV**





**KENNY LANNOU**  
Sr. Associate AD for  
Communications  
and Public Relations



**TOM GILBERT**  
Associate Director



**RANDY PETERSON**  
Assistant Director  
(WBB Contact)



**RYAN LACKEY**  
Assistant Director



**CHRIS BROWN**  
Assistant Director



**KEVIN MCCARTY**  
Director of  
Internet Services



**JAY MOLINE**  
Director of  
Social Media &  
Digital Engagement



**ELLA HENTON**  
Publications  
Coordinator



**ANDY EISCH**  
Graduate Assistant



**MARY GORMAN**  
Office Manager

## ATHLETICS DEPARTMENT DIRECTORY

### ATHLETICS DIRECTOR ..... 785.532.6910

Gene Taylor, Athletics Director  
Vicki Jones, Executive Assistant to Athletics Director

### BUSINESS ..... 785.532.6252

Bruce Shubert, Executive Assoc. AD/Finance & Administration/CFO  
Tami Breymer, Director of Licensing  
Andrew Shimon, Director of Information Technology  
Aaron Lane, Computer Information Specialist  
Jason Toews, Senior Accountant  
April Stoddard, Senior Accountant  
Cindy Williams, Human Resource Manager  
Karen Biehler, Human Resource Specialist II

### BROADCASTING/K-STATEHD.TV ..... 785.532.2700

Wyatt Thompson, Director of Sportscasting/Voice of the Wildcats  
Brian Smoller, Sportscasting/Director of K-StateHD.TV  
Andy Liebsch, Assistant Director of Video Services  
Norm Burge, Senior Video Engineer  
Preston Koerner, Video Producer  
Dakota German, Assistant Video Producer

### COMPLIANCE ..... 785.532.3990

Lindsey Babcock, Executive Associate AD for Compliance  
Daren Koudele, Associate AD for Compliance  
Brady Fritz, Assistant Director of Compliance  
Katie Bell, Coordinator for Compliance  
Vera White, Compliance Assistant

### DEVELOPMENT ..... 785.532.7932

Josh McCowan, Sr. Assoc. AD/Development and Advancement  
Rob Heil, Associate Athletic Director/Development  
Mike Clark, Senior Director of Development  
TBA, Director of Development/Annual Giving  
Austin Schilling, Associate Director of Development  
Matt Giller, Assistant Director of Development  
Will Cooper, Assistant Director of Development  
Katie Larson, Gift Processing Assistant  
Susan Shipman, Senior Director of Hospitality and Special Events  
Chelsey Frihart, Asst. Director of Hospitality and Special Events

### OPERATIONS/FACILITIES/EVENT MANAGEMENT..... 785.532.7713

Casey Scott, Executive Assoc. AD/Internal Operations and Event Mgt.  
Charlie Thomas, Sr. Assoc. A.D. for Capital Projects  
Jeremy Niederwerder, Assoc. AD/Facilities  
Brian Cordill, Assistant AD for Event Operations  
Trey Borgrud, Assistant Director of Event Operations  
Jim Muller, Director of Facilities Maintenance  
RJ Bokelman, Director of Facilities Operations  
Ken Kary, Senior Maintenance Manager  
Elias Noa, Operations Maintenance/Repair  
Michael Barton, Custodial Manager  
Mary Lough, Athletics Operations Accountant

### SPORTS MEDICINE ..... 785.532.5880

Matt Thomason, Director of Sports Medicine  
Mindy Hoffman, Associate Athletic Trainer  
Luke Sauber, BTF Sports Medicine Coordinator/Asst. Athletic Trainer  
Becca Fitzgerald, Assistant Athletic Trainer  
Casey Carlson, Assistant Athletic Trainer  
Emily Tausch, Assistant Athletic Trainer  
Simeon Seiler, Assistant Athletic Trainer  
Blaine Burris, Assistant Athletic Trainer  
Scott Tausch, Sport Dietitian/Nutritionist

### STRENGTH/CONDITIONING ..... 785.532.7015

Chris Dawson, Director of Strength and Conditioning  
Danny Cavender, Head Strength & Conditioning Coach for Olympic Sports  
Darren Honeycutt, Assistant Strength Coach  
Corey Meredith, Assistant Strength Coach  
AJ Kloss, Assistant Strength Coach  
Kevin Schadt, Assistant Strength Coach  
Evan Coachman, Assistant Strength Coach  
Joshua Cyr, Assistant Strength Coach  
Ben O'Donnell, Assistant Strength Coach  
Evan Rapp, Assistant Strength Coach  
Christa Ryan, Assistant Strength Coach

### OFFICE OF STUDENT-ATHLETE SERVICES..... 785.532.5190

Jill Shields, Deputy Athletics Director/SWA  
Kristin Waller, Associate Director of Student-Athlete Enhancement  
Bill Banks, Assistant Director of Student-Athlete Services  
Liane Fowler, Assistant Director of Student-Athlete Services  
Arian Dunn, Director of Student-Athlete Development  
Kim Gross, Academic Advisor - Football  
Jamie Hamor, Academic Counselor  
Marissa Edwards, Academic Counselor  
Jana Buehler, Director of Specialized Learning  
Maryclare Wheeler, Learning Specialist  
Brandi Glessner, Student-Athlete Services Coordinator

### TICKET OPERATIONS..... 800.221.CATS

### FAN EXPERIENCE & SALES ..... 785.532.6911

Scott Garrett, Executive Assoc. AD/External Operations/Chief Revenue Officer  
Joni Smoller, Assoc. AD of Fan Experience and Sales  
Brett Eakin, Fan Experience and Sales Coordinator  
Tami Breymer, Director of Licensing  
Ron Cook, Director of Graphic Design  
Tony Cappellin, Assistant Director of Ticket Operations  
Leon Jackson, Director of Ticketing Services  
Adam Prough, Assistant Director of Fan Strategies  
Dani Ruoff, Head Cheer Coach

The Kansas State University Athletic Communications Office is located on Dev Nelson Press Level of the West Stadium Center in Bill Snyder Family Stadium. Enter through Gate B of the West Stadium Center and take the south set of elevators to the sixth floor. Signs will guide you to the K-State Athletic Communications Offices.

### MAILING ADDRESS

Kansas State Athletic Communications  
1800 College Avenue, West Stadium Center  
Manhattan, KS 66502

**OFFICE PHONE:** 785-532-6735

**FAX:** 785-532-6093

**WEBSITE:** www.kstatesports.com

### SR. ASSOC. AD FOR ATHLETIC COMMUNICATIONS & PUBLIC RELATIONS

Kenny Lannou (Baylor '01) - FB, Athletics  
Office: 785-532-7708 | E-mail: klannou@kstatesports.com

### ASSOCIATE DIRECTOR

Tom Gilbert (Furman '98) - MBB  
Office: 785-532-7979 | E-mail: tgilbert@kstatesports.com

### ASSISTANT DIRECTORS

**Randy Peterson (Grand View '02; Western Illinois '04) - WBB, WSOC**  
Office: 785-532-7975 | Mobile: 785-587-7769 | E-mail: rpeterson@kstatesports.com

Ryan Lackey (Kansas State '06) - Secondary FB, MGolf, WGolf  
Office: 785-532-7708 | E-mail: rlackey@kstatesports.com

Chris Brown (Idaho State '11) - VB, BSB, WTEN  
Office: 785-532-7976 | E-mail: cbrown@kstatesports.com

### DIRECTOR OF SOCIAL MEDIA & DIGITAL ENGAGEMENT

Jay Moline  
Office: 785-532-2722 | E-mail: jmoline@kstatesports.com

### DIRECTOR OF INTERNET SERVICES

Kevin McCarty  
Office: 785-532-0912 | E-mail: kmccarty@kstatesports.com

### PUBLICATIONS COORDINATOR

Ella Henton  
Office: 785-532-7692 | E-mail: ehenton@kstatesports.com

### GRADUATE ASSISTANT

Andy Eisch (Green Bay '16) - T&F, XC, Rowing, Secondary MBB and WBB  
Office: 785-532-6735 | E-mail: aeisch@kstatesports.com

### OFFICE MANAGER

Mary Gorman  
Office: 785-532-6735 | E-mail: mgorman@kstatesports.com

### STUDENT ASSISTANTS

Cal Ballou	Catalina Donnelly-Vazquez	Sara Savatovic
Jillian Breynne	Katherine Hebert	Kara Tanner
Stephen Brunson	Jaden Jeffrey	Jarrett Whitson
Hunter Corneliusen	Braxton Jones	Glenn Williams
Taylor Czajkowski	Sarah O'Neill	
Andrew Dodderidge	Kamerin Redmon	

### PHOTOGRAPHER

Scott Weaver  
Office: 816-474-7467 | Mobile: 816-260-0426 | E-mail: sweaverphotos@msn.com

### OPPONENT SID CONTACTS

School	Contact	Office Phone
Baylor.....	Jil Price.....	254-710-3042
Chicago State.....	Corey Miggins.....	773-995-2217
Florida A&M.....	TBD.....	850-599-3736
Iowa State.....	Nicole Greiner.....	515-294-7961
Kansas.....	Theresa Kurtz.....	785-864-7488
Little Rock.....	Tyler Morrison.....	501-569-3403
Missouri.....	R.J. Layton.....	573-882-7826
North Texas.....	Luke Della.....	940-565-3671
Northern Iowa.....	Tyson Rodgers.....	319-273-3642
Oklahoma.....	Tyler Pigg.....	405-325-3671
Oklahoma State.....	Ryan Cameron.....	405-744-4854
Omaha.....	Shad Beam.....	402-554-2140
Penn State.....	Greg Campbell.....	814-865-1759
Stephen F. Austin.....	Kevin Meyer.....	936-468-5801
TCU.....	Matt Mays.....	817-257-5367
Texas.....	Sean Cartell.....	512-471-6039
Texas Tech.....	Jessika McKernan.....	806-834-0536
UT-Arlington.....	Michael Eldridge.....	817-272-7168
UCLA.....	Ryan Finney.....	310-206-7870
West Virginia.....	Ashley Bailey.....	304-293-2821

## PRINT

## WIRE SERVICE

## The Associated Press (Kansas City)

215 W. Pershing Road  
Kansas City, MO 64108  
**PHONE:** 816.421.4844  
**FAX:** 816.421.3590  
**SPORTS EDITOR:** Dave Skretta

## NEWSPAPERS

## Manhattan Mercury

318 North Fifth St.  
Manhattan, KS 66502  
**PHONE:** 785.776.2300 ext. 244  
**FAX:** 785.776.8807  
**ONLINE:** [www.themercury.com](http://www.themercury.com)  
**INTERIM SPORTS EDITOR:** Joel Jellison  
**K-STATE BEAT WRITER:** Josh Kinder  
**SPORTS WRITER:** Grant Guggisburg

## Topeka Capital-Journal

616 SE Jefferson  
Topeka, KS 66607  
**PHONE:** 800.777.7171 ext. 1159  
**FAX:** 785.295.1230  
**ONLINE:** [www.cjonline.com](http://www.cjonline.com)  
**SPORTS EDITOR:** Tim Bisel  
**K-STATE BEAT WRITER:** Ken Corbitt  
**COLUMNIST:** Kevin Haskin

## Kansas City Star

1729 Grand Blvd.  
Kansas City, MO 64108  
**PHONE:** 816.234.4355  
**FAX:** 816.234.4360  
**ONLINE:** [www.kansascity.com](http://www.kansascity.com)  
**SPORTS EDITOR:** Jeff Rosen  
**K-STATE BEAT WRITER:** Kellis Robinett  
**COLLEGE WRITER:** Blair Kerkhoff  
**COLUMNISTS:** Sam Mellinger, Vahe Gregorian

## Wichita Eagle

PO Box 820  
Wichita, KS 67201  
**PHONE:** 316.268.6251  
**FAX:** 316.268.6536  
**ONLINE:** [www.kansas.com](http://www.kansas.com)  
**SPORTS EDITOR:** Kirk Seminoff  
**K-STATE BEAT WRITER:** Kellis Robinett  
**COLUMNIST:** Bob Lutz

## Salina Journal

333 South Fourth Street  
Salina, KS 67401  
**PHONE:** 785.823.6363  
**FAX:** 785.827.6060  
**ONLINE:** [www.saljournal.com](http://www.saljournal.com)  
**SPORTS EDITOR:** Bob Davidson  
**K-STATE BEAT WRITER:** Arne Green

## Hutchinson News

PO Box 190  
Hutchinson, KS 67504  
**PHONE:** 800.766.5742  
**FAX:** 620.662.4186  
**ONLINE:** [www.hutchnews.com](http://www.hutchnews.com)  
**SPORTS EDITOR:** Brad Hallier

## K-State Collegian

Kedzie Hall  
Manhattan, KS 66506  
**PHONE:** 785.532.6556  
**FAX:** 785.532.6456  
**ONLINE:** [www.kstategcollegian.com](http://www.kstategcollegian.com)  
**SPORTS EDITOR:** Tim Everson

## SPECIALITY PUBLICATIONS

## Powercat Illustrated

1125 Moro  
Manhattan, KS 66502  
**PHONE:** 785.539.8041  
**FAX:** 785.539.8067  
**ONLINE:** [www.gopowercat.com](http://www.gopowercat.com)  
**PUBLISHER:** Tim Fitzgerald  
**ASSOCIATE PUBLISHER/EDITOR:** Becky Fitzgerald  
**ASSISTANT EDITOR:** Scott Fritchen  
**MANAGING EDITOR:** Jason Walker  
**BEAT WRITERS:** Andrew Hammond, Riley Gates

## Kansas Pregame Magazine

**ONLINE:** [www.kansaspregame.com](http://www.kansaspregame.com)  
**PUBLISHER:** John Baetz

## TELEVISION

## WORLD-WIDE

## K-StateHD.TV

West Stadium Center  
1800 College Avenue  
Manhattan, KS 66502  
**PHONE:** 785.532.5180  
**ONLINE:** [www.k-statehd.tv](http://www.k-statehd.tv)  
**DIRECTOR:** Brian Smoller  
**PRODUCER/DIRECTOR:** Andy Liebsch  
**VIDEO PRODUCERS:** Preston Koerner, Jay Moline

## TOPEKA

## KSNT-Kansas First News (NBC Affiliate Channel 27)

6835 NW HWY 24  
Topeka, KS 66618  
**PHONE:** 785.582.4000  
**FAX:** 785.582.5283  
**ONLINE:** [www.ksnt.com](http://www.ksnt.com)  
**SPORTS DIRECTOR/ANCHOR:** Matt Gasper

## KTKA-Kansas First News (ABC Affiliate Channel 49)

6835 NW HWY 24  
Topeka, KS 66618  
**PHONE:** 785.582.4000  
**FAX:** 785.582.5283  
**ONLINE:** [www.ksnt.com](http://www.ksnt.com)  
**SPORTS DIRECTOR/ANCHOR:** Matt Gasper

## WIBW (CBS Affiliate Channel 13)

631 SW Commerce Place  
Topeka, KS 66615  
**PHONE:** 785.272.6397  
**FAX:** 785.272.1363  
**ONLINE:** [www.wibw.com](http://www.wibw.com)  
**SPORTS DIRECTOR:** Chris Lilly  
**REPORTER:** Jonathan Deutsch

## KANSAS CITY

## KMBC (ABC Affiliate Channel 9)

6455 Winchester Avenue  
Kansas City, MO 64133  
**PHONE:** 816.221.9999  
**FAX:** 816.421.4163  
**ONLINE:** [www.kmbc.com](http://www.kmbc.com)  
**SPORTS DIRECTOR:** Len Jennings  
**REPORTERS:** Len Dawson, Karen Kornacki

## KCTV (CBS Affiliate Channel 5)

4500 Shawnee Mission Parkway  
Fairway, KS 66205  
**PHONE:** 913.677.5555  
**FAX:** 913.677.7243  
**ONLINE:** [www.kctv5.com](http://www.kctv5.com)  
**SPORTS DIRECTOR:** Michael Coleman  
**REPORTERS:** Nathan Vickers, Danilynn Welniak

## KSHB (NBC Affiliate Channel 41)

4720 Oak Street  
Kansas City, MO 64112  
**PHONE:** 816.753.4141  
**FAX:** 816.932.4201  
**ONLINE:** [www.nbcactionnews.com](http://www.nbcactionnews.com)  
**SPORTS DIRECTOR:** Frank Boal  
**REPORTERS:** Dee Jackson, Ryan Marshall

## WDAF (FOX Affiliate Channel 4)

3030 Summit  
Kansas City, MO 64108  
**PHONE:** 816.753.4567  
**FAX:** 816.561.4184  
**ONLINE:** [www.fox4kc.com](http://www.fox4kc.com)  
**SPORTS DIRECTOR:** Al Wallace  
**REPORTER:** Jason Lamb

## TIME WARNER SPORTS CHANNEL (Kansas City)

6550 Winchester Avenue  
Kansas City, MO 64133  
**PHONE:** 816.222.5500  
**FAX:** 816.358.5479  
**ONLINE:** [www.twcsportschannel.com](http://www.twcsportschannel.com)  
**ANCHORS/REPORTERS:** Leif Lisee, Mick Shaffer, Brad Porter, Dave Stewart, Kennetra Pulliams, Chris Gough

## WICHITA

## KAKE (ABC Affiliate Channel 10)

1500 N. West Street  
Wichita, KS 67203  
**PHONE:** 316.946.1397  
**FAX:** 316.943.5374  
**ONLINE:** [www.kake.com](http://www.kake.com)  
**SPORTS DIRECTOR:** Shane Ewing  
**REPORTERS:** Jake Schlegel, Rachel Kilmer

## KSN (NBC Affiliate Channel 3)

833 N. Main Street  
Wichita, KS 67203  
**PHONE:** 316.265.3333; 316.292.1111  
**FAX:** 316.292.1195  
**ONLINE:** [www.ksn.com](http://www.ksn.com)  
**SPORTS DIRECTOR:** Emily Gagnon  
**REPORTERS:** Eric Naktin

## KWCH (CBS Affiliate Channel 12)

2815 E. 37th North  
Wichita, KS 67219  
**PHONE:** 316.838.1212  
**FAX:** 316.831.6180  
**ONLINE:** [www.kwch.com](http://www.kwch.com)  
**ANCHORS/REPORTERS:** Will Kunkel, Jacob Albracht, Reggie Wilson, Gardner Royce

## RADIO

## K-State Sports Network

1800 College Avenue  
Manhattan, KS 66502  
**PHONE:** 785.532.1000  
**FAX:** 785.532.2004  
**GENERAL MANAGER:** Ben Boyle  
**PLAY-BY-PLAY:** Wyatt Thompson  
**ANALYST:** Stan Weber  
**SIDELINE REPORTER:** Matt Walters  
**PREGAME HOST:** Bruce Haertl

## KMAN/K-ROCK (1350 AM/101.5 FM)

2414 Casement Road  
Manhattan, KS 66502  
**PHONE:** 785.776.1350  
**FAX:** 785.539.1000  
**ONLINE:** [www.1350kman.com](http://www.1350kman.com)  
**PROGRAM DIRECTOR:** Dave Lewis  
**SPORTS DIRECTOR:** John Kurtz

## KQLA/KJCK (103.5 FM/94.5 FM/1420AM)

PO Box 789  
Junction City, KS 66441  
**PHONE:** 785.587.0103; 785.762.5525  
**FAX:** 785.762.5387  
**ONLINE:** [www.kqla.com/www.kjck.com](http://www.kqla.com/www.kjck.com)  
**PROGRAM DIRECTOR:** Jerry Brecheisen  
**NEWS DIRECTOR:** Dewey Terrill

## KCSP (610 AM)

4935 Belinder Road  
Westwood, KS 66205  
**PHONE:** 913.677.8998  
**FAX:** 913.677.8080  
**ONLINE:** [www.610sports.com](http://www.610sports.com)  
**PROGRAM DIRECTOR:** John Hanson

## KGSO (1410 AM)

1632 South Maize Road  
Wichita, KS 67209  
**PHONE:** 316.721.4407  
**FAX:** 316.721.8276  
**SPORTS DIRECTOR:** Chris Solwecki

## KSAL (1150 AM)

Box 80  
Salina, KS 67402  
**PHONE:** 785.823.1111  
**FAX:** 785.823.2034  
**ONLINE:** [www.ksallink.com](http://www.ksallink.com)  
**SPORTS DIRECTOR:** Mike Hammett

## WHB (810 AM)

6721 W. 121st Street  
Overland Park, KS 66209  
**PHONE:** 913.344.1500  
**FAX:** 913.344.1599  
**ONLINE:** [www.810whb.com](http://www.810whb.com)  
**SPORTS DIRECTOR:** Kevin Kietzman

## WIBW (580 AM)

Box 1818  
Topeka, KS 66601  
**PHONE:** 785.272.3456  
**FAX:** 785.228.7282  
**ONLINE:** [www.580wibw.com](http://www.580wibw.com)  
**SPORTS DIRECTOR:** Jake Lebahn  
**REPORTERS:** Alex Gold, Pat Strathman



LIVE LIKE A  
CHAMPION.

BIG 12  
**CHAMPIONS**  
FOR **LIFE**

#BIG12CHAMPIONS  
BIG12CHAMPIONSFORLIFE.ORG



**1981-82**

**TAMMIE ROMSTAD**

FIRST CONFERENCE  
PLAYER OF THE YEAR (BIG EIGHT)

FIRST NCAA TOURNAMENT APPEARANCE;  
ADVANCES ELITE EIGHT

**1983-84**

**SWEET SIXTEEN**

3RD STRAIGHT NCAA APPEARANCE



**2005-06**

**WNIT TITLE**

700TH WIN  
K-STATE 77,  
NEBRASKA 63



**2007-08**

**BIG 12 CHAMPIONS**

DEB PATTERSON NAMED  
BIG 12 COACH OF THE YEAR

**2009**

**SHALEE LEHNING**

AP ALL-AMERICAN  
HONORABLE MENTION  
CAREER ASSISTS LEADER





**1995-96**

**500TH WIN**


K-STATE 80, OKLAHOMA 67

**1982-83**

**PRISCILLA GARY**

FIRST ALL-AMERICAN  
ADVANCED TO SWEET SIXTEEN

*Kansas State Wildcats*  
**1995-96**



Women's Basketball  
Media Guide



**K-STATE**  
WOMEN'S BASKETBALL

**50**

SEASONS

**1968**

**2018**



**2014-15**

**JEFF MITTIE**

NAMED HEAD COACH

**2016-17**

**900TH WIN**

BREANNA LEWIS  
THREE-TIME BIG 12  
ALL-DEFENSIVE TEAM  
CAREER BLOCKS LEADER







**KAYLEE PAGE**  
SR. FORWARD

**KARYLA MIDDLEBROOK**  
SR. GUARD

**SHAELYN MARTIN**  
SR. GUARD

## 2017-18 SCHEDULE

Friday  
Monday  
Friday

Monday  
Friday  
Sunday

**SOUTH POINT SHOOTOUT**  
Friday  
Saturday

**BIG 12/SEC CHALLENGE**  
Thursday  
Wednesday  
Saturday  
Monday  
Thursday  
Thursday  
Sunday

Nov. 3  
Nov. 6  
Nov. 10

Nov. 13  
Nov. 17  
Nov. 19

Nov. 24  
Nov. 25

Nov. 30  
Dec. 6  
Dec. 16  
Dec. 18  
Dec. 21  
Dec. 28  
Dec. 31

Emporia State  
Fort Hays State  
Stephen F. Austin

Omaha  
Florida A&M  
@ North Texas

vs UCLA  
vs PennState

@ Missouri  
UT-Arlington  
Little Rock  
Chicago State  
Northern Iowa  
Baylor  
@ Oklahoma State

Wednesday  
Sunday  
Wednesday  
Saturday  
Wednesday  
Saturday  
Wednesday  
Sunday  
Wednesday

Saturday  
Wednesday  
Saturday  
Saturday  
Tuesday  
Saturday  
Monday

**PHILLIPS 66 BIG 12 CHAMPIONSHIP**  
Fri.-Mon.  
March 2-5

Jan. 3  
Jan. 7  
Jan. 10  
Jan. 13  
Jan. 17  
Jan. 20  
Jan. 24  
Jan. 28  
Jan. 31

Feb. 3  
Feb. 7  
Feb. 10  
Feb. 17  
Feb. 20  
Feb. 24  
Feb. 26

@ West Virginia  
Texas  
@ Iowa State  
Oklahoma State  
Oklahoma  
@ Baylor  
TCU  
@ KU  
@ Oklahoma

Iowa State  
Texas Tech  
@ Texas  
@ TCU  
West Virginia  
KU  
@ Texas Tech

Oklahoma City, OK  
[Chesapeake Energy Arena]