



UNIVERSITY OF CALGARY



**DINOS MEN'S VOLLEYBALL**



# 2011-12 MEDIA GUIDE



**CIS**

50th ANNIVERSARY

2012 CIS Championship  
March 2-4, 2012  
Queen's University  
Kingston, Ont.





## 2011-12 UNIVERSITY OF CALGARY DINOS MEN'S VOLLEYBALL

**Back Row:** Rod Durrant (head coach), Ian Halliday (asst. coach), Cory Meeuwisse, Connor Frehlich, Travis Banks, Jonathan Lee, Pierre Rocque (asst. coach), Kerry Macdonald (asst. coach)

**Middle Row:** Cheyenne Hok (athletic therapy student), Cole Dziatkewich (manager), Greg Mann, Jovan Jankovic, Ivan Kartev, Trent Monagle, Will Young, Arzoo Avasthi (athletic therapy student)

**Front Row:** Chris Hoag, Daniel Ryskamp, Andrew Visser, Allen Meek, Levi Nutma, Jay Blankenau, Jace Richards, Graham Vigrass



CHAMPIONS

1982 | 1989 | 1993 | 2010



canadawest

CHAMPIONS

1973 | 1978 | 1982 | 1989 | 1991 | 1992 | 1993 | 1994 | 2011





# HEAD COACH



## ROD DURRANT

Former Dinos assistant coach Rod Durrant was named the fifth men's volleyball coach at the University of Calgary in June 2006, and in just four seasons on the job led the Dinos from a 4-14 record to the 2010 CIS national championship.

He coached the Canadian Men's Standing Disabled team to three consecutive World Championship titles in 2002, 2004, and 2006, adding to the team's World Cup gold in 2005 and silver in 2003. He coached Team Alberta to a silver medal at the 2001 Canada Games and was an assistant coach of the Dinos men from 2000-2002.

From 1995-99, Durrant served as Head Coach of the Mount Royal College men's volleyball program, capturing three consecutive Alberta Colleges Athletic Conference (ACAC) provincial titles from 1997-99. He added a national silver medal in 1997 and back-to-back Canadian Colleges Athletic Association (CCAA) national championships in 1998 and 1999. He was named ACAC Coach of the Year in 1998 and CCAA Coach of the Year in 1999.

Durrant also brings strong ties to the volleyball community in Alberta. As Technical Director of the Alberta Volleyball Association since 1999, he has created ties with athletes and coaches throughout the province and been involved with several major volleyball events across Western Canada. He has been co-chair of the Canadian West Open – the largest indoor volleyball event ever held in Canada – since 1999.

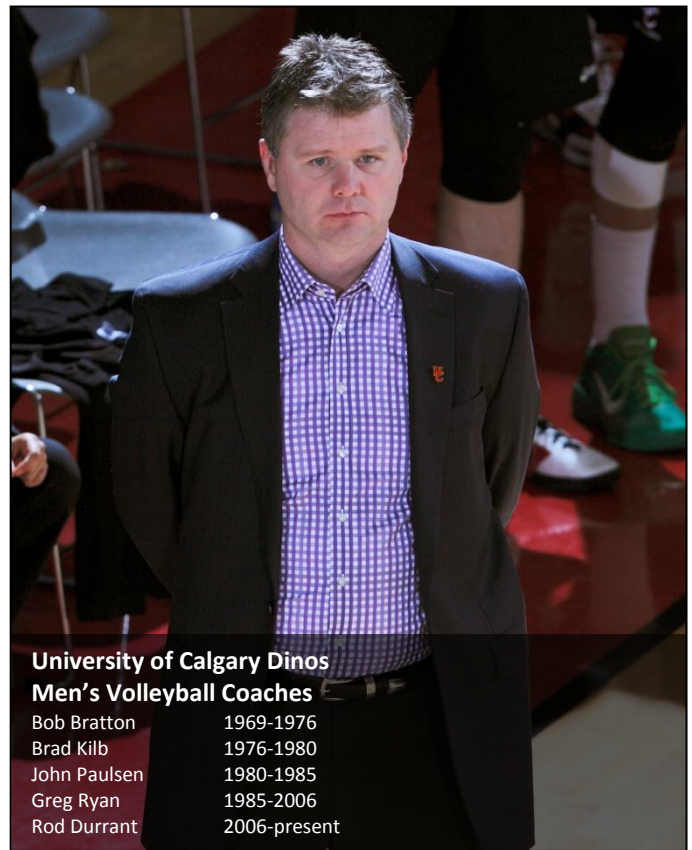
In his playing career, he captured an ACAC bronze medal with Red Deer College, ACAC gold and CCAA silver at Mount Royal College, and a Canada West silver medal as a member of the University of Alberta Golden Bears in 1992. He received his Bachelor of Kinesiology degree from the University of Calgary and is a fully certified NCCP Level III volleyball coach.

He was inducted into the Volleyball Canada Hall of Fame in 2002 and was named the 2010-11 Canada West coach of the year.

Rod and his wife Teresa reside in northwest Calgary with their two children, Zack and Sydney.

### Rod Durrant's CIS Coaching Record

Year	Conference			Playoffs			Overall			Season result	Playoff result
	MP	W	L	MP	W	L	MP	W	L		
2006-07	18	4	14	0	0	0	26	9	17	8 <sup>th</sup> (Canada West)	N/A
2007-08	18	8	10	2	0	2	27	11	16	6 <sup>th</sup> (Canada West)	Lost conference quarterfinal
2008-09	18	13	5	3	1	2	34	24	10	2 <sup>nd</sup> (Canada West)	Lost conference quarterfinal
2009-10	18	13	5	7	6	1	34	26	10	2 <sup>nd</sup> (Canada West)	CW bronze, CIS Champions
2010-11	18	16	2	4	4	0	40	30	10	2 <sup>nd</sup> (Canada West)	CW Champions, CIS bronze
2011-12	20	11	9	5	2	3	37	19	18	4 <sup>th</sup> (Canada West)	CW 4 <sup>th</sup>
<b>TOTAL</b>	<b>110</b>	<b>65</b>	<b>45</b>	<b>24</b>	<b>15</b>	<b>9</b>	<b>200</b>	<b>119</b>	<b>81</b>		
Winning Pct.	.591			.564			.595				



### University of Calgary Dinos Men's Volleyball Coaches

Bob Bratton	1969-1976
Brad Kilb	1976-1980
John Paulsen	1980-1985
Greg Ryan	1985-2006
Rod Durrant	2006-present

## ASSISTANT COACHES & STAFF



**Ian Halliday**  
Assistant Coach



**Cole Dziatkewich**  
Team Manager



**Kerri Downer**  
Athletic Therapist



**Cheyenne Hok**  
Athletic Therapy Student



**Ben Matchett**  
Asst. AD (Communications)



# THE 2011-12 SEASON



Team	MP	MW	ML	SW	SL	Pct.
xy-Trinity Western	20	19	1	57	14	.950
x-Manitoba	20	18	2	56	17	.900
x-Alberta	20	15	5	48	26	.750
<b>x-CALGARY</b>	<b>20</b>	<b>11</b>	<b>9</b>	<b>39</b>	<b>34</b>	<b>.550</b>
x-Brandon	20	11	9	40	37	.550
x-UBC	20	10	10	34	35	.500
x-UBC Okanagan	20	8	12	27	44	.400
Winnipeg	20	7	13	30	45	.350
Saskatchewan	20	4	16	33	51	.200
Regina	20	4	16	21	52	.200
Thompson Rivers	20	3	17	23	53	.150

*x-Clinched playoff spot; y-clinched first place*

*Top seven teams qualify for playoffs*

*Top four playoff teams qualify for CIS Championship in Kingston, Ont.*

## PLAYOFF RESULTS

### CANADA WEST QUARTERFINALS (Best 2 of 3)

#2 Manitoba def. #7 UBC Okanagan 2-0 @ Winnipeg  
 Game 1: Manitoba 3 UBCO 0 (25-21, 27-25, 25-21)  
 Game 2: Manitoba 3 UBCO 0 (25-19, 25-20, 25-20)

#3 Alberta def. #6 UBC 2-0 @ Edmonton  
 Game 1: Alberta 3 UBC 0 (25-20, 25-17, 25-18)  
 Game 2: Alberta 3 UBC 1 (25-22, 23-25, 25-20, 25-23)

#4 **CALGARY** def. #5 Brandon 2-1 @ Calgary  
 Game 1: **Calgary 3** Brandon 1 (25-21, 21-25, 25-16, 25-20)  
 Game 2: Brandon 3 **Calgary 0** (25-22, 26-24, 25-23)  
 Game 3: **Calgary 3** Brandon 1 (25-22, 25-23, 35-37, 25-18)

### CANADA WEST FINAL FOUR @ LANGLEY, B.C.

Semifinal 1: #2 Manitoba def. #3 Alberta 3-1 (25-19, 25-16, 22-25, 25-21)

Semifinal 2: #1 Trinity Western def. #4 **Calgary** 3-0 (25-18, 25-21, 25-15)

Bronze Medal: #3 Alberta def. #4 **Calgary** 3-1 (18-25, 25-23, 30-28, 25-22)

Conference Final: #1 Trinity Western def. #2 Manitoba 3-2 (25-23, 27-29, 23-25, 25-14, 15-9)

## MAJOR AWARD WINNERS

*Player of the Year*  
 Ben Ball, Trinity Western

*Rookie of the Year*  
 Andrew Nelson, Regina

*Libero of the Year*  
 Jarrod Offereins, Trinity Western

*Coach of the Year*  
 Ben Josephson, Trinity Western

*Student-Athlete Award*  
 Rudy Verhoeff, Trinity Western

## 2011-12 CANADA WEST ALL-STARS

### First Team

Ben Ball, Trinity Western  
 Mitch Irvine, Alberta  
 Dane Pischke, Manitoba  
 Rudy Verhoeff, Trinity Western  
**Graham Vigrass, Calgary**  
 Chris Voth, Manitoba

### Second Team

Robert Bennett, UBC  
 Steve Marshall, Trinity Western  
 Jarron Mueller, Alberta  
 Jonathan Sloane, Brandon  
 Nate Speijer, UBC Okanagan  
 Geoff Zerr, Saskatchewan





# PAST CIS CHAMPIONSHIP RESULTS

Year	Host	Calgary matches, results	Calgary placing	National Champion
1982	Dalhousie <i>Halifax, N.S.</i>  <i>(Round robin format, top 2 teams qualified for final)</i>	Def. Dalhousie 3-2 Def. Laval 3-0 Def. Manitoba 3-0 Def. Memorial 3-0 Def. York 3-0 Def. Manitoba 3-1 in Final	Gold medal	CALGARY
1985	York <i>Toronto, Ont.</i>	Lost to Toronto 3-1 in quarterfinal Def. Laval 3-0 in consolation semi-final Def. Victoria 3-1 in consolation final	5 <sup>th</sup> place	Manitoba
1987	Winnipeg	Def. Laval 3-1 in quarterfinal (15-6, 7-15, 15-4, 15-10) Lost to Winnipeg 0-3 in semi-final (4-15, 11-15, 13-15) Lost to Manitoba 2-3 in bronze medal match (15-5, 14-16, 15-5, 14-16, 15-17)	4 <sup>th</sup> place	Winnipeg
1988	Guelph	Def. Winnipeg 3-1 in quarterfinal (15-5, 6-15, 15-13, 15-13) Lost to Manitoba 1-3 in semi-final (19-17, 11-15, 10-15, 13-15) Def. Dalhousie 3-0 in bronze medal match (15-6, 15-6, 15-8)	Bronze medal	Saskatchewan
1989	<b>CALGARY</b>	Def. Dalhousie 3-1 in quarterfinal (15-17, 15-8, 15-1, 15-7) Def. Waterloo 3-0 in semi-final (15-7, 15-7, 15-6) Def. Manitoba 3-0 in final (15-7, 15-13, 15-8)	Gold medal	CALGARY
1991	Laval <i>Québec, Que.</i>	Lost to Waterloo 2-3 in quarterfinal (16-14, 15-10, 7-15, 6-15, 11-15) Lost to McMaster 1-3 in consolation semi-final (14-16, 16-14, 4-15, 12-15) Def. Dalhousie 3-0 in 7 <sup>th</sup> place match (15-4, 15-10, 15-4)	7 <sup>th</sup> place	Manitoba
1992	Winnipeg	Def. Dalhousie 3-0 in quarterfinal (15-3, 15-9, 15-9) Def. Winnipeg 3-1 in semi-final (15-10, 15-11, 12-15, 15-13) Lost to Laval 0-3 in final (9-15, 12-15, 12-15)	Silver medal	Laval
1993	Alberta <i>Edmonton, Alta.</i>	Def. Dalhousie 3-0 in quarterfinal (16-14, 15-12, 15-10) Def. Manitoba 3-2 in semi-final (11-15, 7-15, 15-5, 15-8, 16-14) Def. Montreal 3-0 in final (15-12, 15-4, 15-13)	Gold medal	CALGARY
1994	Dalhousie <i>Halifax, N.S.</i>	Lost to Alberta 2-3 in quarterfinal (15-9, 15-12, 9-15, 10-15, 16-18) Def. York 3-1 in consolation semi-final (15-10, 15-8, 13-15, 15-4) Def. McMaster 3-0 in consolation final (15-9, 15-10, 15-2)	5 <sup>th</sup> place	Laval
1996	<b>CALGARY</b>	Lost to Manitoba 1-3 in quarterfinal (10-15, 16-14, 5-15, 11-15) Lost to Western 0-3 in consolation semi-final (7-15, 12-15, 5-15)	T-7 <sup>th</sup> place	Manitoba
1997	<b>CALGARY</b>	Def. Sherbrooke 3-0 in quarterfinal (16-14, 15-7, 15-11) Lost to Dalhousie 1-3 in semi-final (15-6, 15-17, 5-15, 10-15) Lost to Winnipeg 1-3 in bronze medal match (13-15, 15-9, 4-15, 8-15)	4 <sup>th</sup> place	Alberta



Year	Host	Calgary matches, results	Calgary placing	National Champion
1999	Laval <i>Québec, Que.</i>	Def. Dalhousie 3-2 in quarterfinal (15-17, 15-9, 11-15, 15-9, 15-11) Lost to Laval 2-3 in semi-final (9-15, 17-16, 15-9, 11-15, 7-15) Lost to Alberta 1-3 in bronze medal match (7-15, 13-15, 15-7, 11-15)	4 <sup>th</sup> place	Saskatchewan
2000	Laval <i>Québec, Que.</i>	Lost to Manitoba 2-3 in quarterfinal (13-25, 25-27, 25-22, 25-23, 7-15) Def. Laval 3-1 in consolation semi-final (25-22, 20-25, 25-20, 25-20) Def. Western 3-2 in consolation final (25-15, 26-28, 25-18, 18-25, 15-12)	5 <sup>th</sup> place	Manitoba
2001	Laval <i>Québec, Que.</i>	Def. Toronto 3-1 in quarterfinal (25-16, 21-25, 25-15, 25-23) Lost to Manitoba 0-3 in semi-final (22-25, 26-28, 22-25) Def. Saskatchewan 3-0 in bronze medal match (25-19, 28-26, 25-20)	Bronze medal	Manitoba
2002	Alberta <i>Edmonton, Alta</i>	Lost to Laval 0-3 in quarterfinal (19-25, 19-25, 21-25) Def. Queen's 3-1 in 5 <sup>th</sup> place match (25-20, 25-18, 19-25, 25-23)	5 <sup>th</sup> place	Alberta
2003	Alberta <i>Edmonton, Alta.</i>	Def. Laval 3-0 in quarterfinal (25-19, 25-21, 25-18) Lost to Alberta 1-3 in semi-final (25-19, 22-25, 17-25, 13-25) Lost to Saskatchewan 2-3 in bronze medal match (25-15, 23-25, 18-25, 25-17, 10-15)	4 <sup>th</sup> place	Manitoba
2010	Thompson Rivers <i>Kamloops, B.C.</i>	Def. Dalhousie 3-2 in quarterfinal (21-25, 24-26, 25-20, 25-19, 16-14) Def. Alberta 3-2 in semi-final (25-23, 19-25, 23-25, 25-23, 15-13) Def. Trinity Western 3-1 in final (25-22, 25-21, 23-25, 27-25)	Gold medal	CALGARY
2011	Trinity Western <i>Langley, B.C.</i>	Def. Sherbrooke 3-0 in quarterfinal (25-12, 25-14, 25-18) Lost to Trinity Western 3-2 in semi-final (17-25, 25-18, 23-25, 25-20, 9-15) Def. Laval 3-2 in bronze medal match (20-25, 25-22, 19-25, 27-25, 18-16)	Bronze medal	Trinity Western
2012	Queen's <i>Kingston, Ont.</i>			

## OVERALL RESULTS

Total appearances..... 19 (incl. 2012)  
 Most consecutive..... 5 (1999-2003)  
 Record..... 35-20  
 Championships..... 4

## FINAL STANDINGS

Gold medal..... 4 (1982, 1989, 1993, 2010)  
 Silver medal..... 1 (1992)  
 Bronze medal..... 3 (1988, 2001, 2011)  
 4<sup>th</sup> place..... 4 (1987, 1997, 1999, 2003)  
 5<sup>th</sup> place..... 4 (1985, 1994, 2000, 2002)  
 6<sup>th</sup> place..... 0  
 7<sup>th</sup> place..... 2 (1991, 1996)

## RESULTS BY OPPONENT @ CIS

Opponent	Last faced	MP	W	L
Manitoba	2001	9	4	5
Dalhousie	2010	9	8	1
Laval	2011	9	6	3
Winnipeg	1992	4	2	2
Alberta	2010	4	1	3
McMaster	1994	2	1	1
Saskatchewan	2003	2	1	1
Toronto	2001	2	1	1
Waterloo	1991	2	1	1
Western	2000	2	1	1
York	1982	2	2	0
Sherbrooke	2011	2	2	0
Trinity Western	2011	2	1	1
Memorial	1982	1	1	0
Montreal	1993	1	1	0
Queen's	2002	1	1	0
Victoria	1985	1	1	0
<b>TOTAL</b>		<b>55</b>	<b>35</b>	<b>20</b>



# 2011-12 TEAM STATISTICS

## CONFERENCE MATCHES

	CGY	OPP				
<b>ATTACK</b>						
Kills	984	875				
Errors	428	368				
Total Attacks	2329	2216				
Attack Pct	.239	.229				
Kills/Set	13.5	12.0				
<b>SET</b>						
Assists	913	796				
Assists/Set	12.5	10.9				
<b>SERVE</b>						
Aces	92	49				
Errors	221	204				
Aces/Set	1.3	0.7				
<b>SERVE RECEPTIONS</b>						
Errors	49	92				
Errors/Set	0.7	1.3				
<b>DEFENSE</b>						
Digs	817	741				
Digs/Set	11.2	10.2				
<b>BLOCKING</b>						
Block Solo	37	48				
Block Assist	300	290				
Total Blocks	187.0	193.0				
Blocks/Set	2.6	2.6				
Block Errors	20	24				
Ball handling errors	13	7				
<b>ATTENDANCE</b>						
Total	4054	6274				
Dates/Avg Per Date	10/405	10/627				
<b>MATCH WINS BY #SETS</b>						
	1	2	3	4	5	Total
Calgary	0	0	5	5	1	11
Opponents	0	0	3	6	0	9
<b>SETS WON BY SET</b>						
	1	2	3	4	5	Total
Calgary	9	13	11	5	1	39
Opponents	11	7	9	7	0	34
<b>POINTS BY SET</b>						
	1	2	3	4	5	Total
Calgary	463	474	449	277	15	1678
Opponents	457	413	449	281	12	1612

## PLAYOFF MATCHES

	CGY	OPP				
<b>ATTACK</b>						
Kills	251	265				
Errors	101	102				
Total Attacks	588	567				
Attack Pct	.255	.287				
Kills/Set	13.9	14.7				
<b>SET</b>						
Assists	235	253				
Assists/Set	13.1	14.1				
<b>SERVE</b>						
Aces	18	12				
Errors	46	44				
Aces/Set	1.0	0.7				
<b>SERVE RECEPTIONS</b>						
Errors	12	18				
Errors/Set	0.7	1.0				
<b>DEFENSE</b>						
Digs	169	183				
Digs/Set	9.4	10.2				
<b>BLOCKING</b>						
Block Solo	8	8				
Block Assist	92	71				
Total Blocks	54.0	43.5				
Blocks/Set	3.0	2.4				
Block Errors	4	10				
Ball handling errors	2	2				
<b>ATTENDANCE</b>						
Total	983	590				
Dates/Avg Per Date	3/328	1/590				
<b>MATCH WINS BY #SETS</b>						
	1	2	3	4	5	Total
Calgary	0	0	0	2	0	2
Opponents	0	0	2	1	0	3
<b>SETS WON BY SET</b>						
	1	2	3	4	5	Total
Calgary	3	1	1	2	0	7
Opponents	2	4	4	1	0	11
<b>POINTS BY SET</b>						
	1	2	3	4	5	Total
Calgary	115	114	126	72	0	427
Opponents	111	124	133	63	0	431



# 2011-12 INDIVIDUAL STATISTICS

##	Name	SP	MP	ATTACK				TA	Pct	SET		SERVE		SE
				K	K/Set	E	A			A/Set	SA	SA/Set		
1	Levi Nutma	48	16-	113	2.35	54	260	.227	4	0.08	9	0.19	42	
	PLAYOFFS	15	5-	35	2.33	20	89	.169	2	0.13	4	0.27	7	
2	Trent Monagle	47	18-	43	0.91	20	93	.247	6	0.13	7	0.15	23	
	PLAYOFFS	6	4-	1	0.17	0	1	1.000	0	0.00	0	0.00	0	
3	Cory Meeuwisse	2	2-	0	0.00	0	0	.000	1	0.50	0	0.00	0	
4	Jovan Jankovic	23	7-	16	0.70	8	41	.195	3	0.13	5	0.22	11	
5	Travis Banks	14	6-	1	0.07	0	5	.200	103	7.36	2	0.14	1	
6	Graham Vigrass	66	18-	204	3.09	58	443	.330	93	1.41	14	0.21	11	
	PLAYOFFS	18	5-	80	4.44	20	159	.377	4	0.22	2	0.11	4	
7	Chris Hoag	71	20-	183	2.58	101	470	.174	16	0.23	16	0.23	3	
	PLAYOFFS	18	5-	34	1.89	15	105	.181	3	0.17	1	0.06	8	
8	Daniel Ryskamp	48	16-	1	0.02	0	1	1.000	19	0.40	0	0.00	0	
	PLAYOFFS	1	1-	0	0.00	0	0	.000	0	0.00	0	0.00	0	
9	Jay Blankenau	57	16-	43	0.75	12	91	.341	628	11.02	6	0.11	16	
	PLAYOFFS	18	5-	9	0.50	2	15	.467	220	12.22	1	0.06	5	
10	Allen Meek	70	20-	234	3.34	116	571	.207	16	0.23	12	0.17	24	
	PLAYOFFS	18	5-	53	2.94	24	133	.218	3	0.17	5	0.28	3	
11	Andrew Visser	52	20-	18	0.35	9	50	.180	4	0.08	4	0.08	9	
	PLAYOFFS	10	5-	1	0.10	1	4	.000	0	0.00	2	0.20	2	
13	Greg Mann	39	16-	74	1.90	32	171	.246	6	0.15	12	0.31	35	
	PLAYOFFS	12	4-	21	1.75	10	50	.220	0	0.00	1	0.08	11	
14	Jace Richards	34	12-	0	0.00	0	0	.000	9	0.26	0	0.00	0	
	PLAYOFFS	17	5-	0	0.00	0	0	.000	2	0.12	0	0.00	0	
15	Will Young	15	9-	20	1.33	4	53	.302	3	0.20	2	0.13	3	
	PLAYOFFS	7	3-	0	0.00	0	0	.000	0	0.00	0	0.00	0	
18	Ivan Kartev	28	11-	34	1.21	10	76	.316	2	0.07	3	0.11	12	
	PLAYOFFS	18	5-	17	0.94	9	32	.250	1	0.06	2	0.11	6	
	CALGARY.....	73	20-	984	13.48	428	2329	.239	913	12.51	92	1.26	221	
	PLAYOFFS	18	5-	251	13.94	101	588	.255	235	13.06	18	1.00	46	
	Opponents.....	73	20-	875	11.99	368	2216	.229	796	10.90	49	0.67	204	
	PLAYOFFS	18	5-	265	14.72	102	567	.287	253	14.06	12	0.67	44	

##	Name	S	RE	DIG		BLOCKING			BE	BHE	POINTS	Pts/Set	
				DIG	Dig/S	BS	BA	Total					Bik/S
1	Levi Nutma	48	7	59	1.23	1	17	18	0.38	1	1	131.5	2.74
	PLAYOFFS	15	3	18	1.20	0	4	4	0.27	0	0	41.0	2.73
2	Trent Monagle	47	0	11	0.23	5	35	40	0.85	3	0	72.5	1.54
	PLAYOFFS	6	0	0	0.00	0	0	0	0.00	0	0	1.0	0.17
3	Cory Meeuwisse	2	0	1	0.50	0	0	0	0.00	0	0	0.0	0.00
4	Jovan Jankovic	23	1	11	0.48	3	16	19	0.83	3	2	32.0	1.39
5	Travis Banks	14	0	13	0.93	0	4	4	0.29	0	3	5.0	0.36
6	Graham Vigrass	66	0	96	1.45	9	55	64	0.97	4	2	254.5	3.86
	PLAYOFFS	18	0	26	1.44	1	26	27	1.50	0	0	96.0	5.33
7	Chris Hoag	71	8	136	1.92	5	32	37	0.52	4	2	220.0	3.10
	PLAYOFFS	18	4	23	1.28	0	12	12	0.67	0	0	41.0	2.28
8	Daniel Ryskamp	48	17	84	1.75	0	0	0	0.00	0	1	1.0	0.02
	PLAYOFFS	1	2	0	0.00	0	0	0	0.00	0	0	0.0	0.00
9	Jay Blankenau	57	0	134	2.35	7	34	41	0.72	1	2	73.0	1.28
	PLAYOFFS	18	0	30	1.67	3	15	18	1.00	2	0	20.5	1.14
10	Allen Meek	70	1	112	1.60	5	53	58	0.83	1	0	277.5	3.96
	PLAYOFFS	18	0	23	1.28	2	13	15	0.83	1	0	66.5	3.69
11	Andrew Visser	52	3	20	0.38	0	4	4	0.08	0	0	24.0	0.46
	PLAYOFFS	10	1	2	0.20	0	1	1	0.10	0	0	3.5	0.35
13	Greg Mann	39	3	52	1.33	2	18	20	0.51	0	0	97.0	2.49
	PLAYOFFS	12	2	13	1.08	0	3	3	0.25	0	0	23.5	1.96
14	Jace Richards	34	6	62	1.82	0	0	0	0.00	0	0	0.0	0.00
	PLAYOFFS	17	0	30	1.76	0	0	0	0.00	0	1	0.0	0.00
15	Will Young	15	1	17	1.13	0	3	3	0.20	0	0	23.5	1.57
	PLAYOFFS	7	0	0	0.00	0	0	0	0.00	0	0	0.0	0.00
18	Ivan Kartev	28	0	9	0.32	0	29	29	1.04	0	0	51.5	1.84
	PLAYOFFS	18	0	4	0.22	2	18	20	1.11	1	1	30.0	1.67
	TEAM		2										
	PLAYOFFS		0										
	CALGARY.....	73	49	817	11.19	37	300	187.0	2.56	20	13	1263.0	17.30
	PLAYOFFS	18	12	169	9.39	8	92	54.0	3.00	4	2	323.0	17.94
	Opponents.....	73	92	741	10.15	48	290	193.0	2.64	24	7	1117.0	15.30
	PLAYOFFS	18	18	183	10.17	8	71	43.5	2.42	10	2	320.5	17.81



# CATEGORY LEADERS

Conference matches only

##	ATTACK (by K)	S	K	K/Set	E	TA	Pct
10	Allen Meek	70	234	3.34	116	571	.207
6	Graham Vigrass	66	204	3.09	58	443	.330
7	Chris Hoag	71	183	2.58	101	470	.174
1	Levi Nutma	48	113	2.35	54	260	.227
13	Greg Mann	39	74	1.90	32	171	.246
2	Trent Monagle	47	43	0.91	20	93	.247
9	Jay Blankenau	57	43	0.75	12	91	.341
18	Ivan Kartev	28	34	1.21	10	76	.316
15	Will Young	15	20	1.33	4	53	.302
11	Andrew Visser	52	18	0.35	9	50	.180
4	Jovan Jankovic	23	16	0.70	8	41	.195
8	Daniel Ryskamp	48	1	0.02	0	1	1.000
5	Travis Banks	14	1	0.07	0	5	.200
TM	TEAM	73	0	0.00	4	4	-1.000

##	KILL (by K)	S	K	K/Game
10	Allen Meek	70	234	3.34
6	Graham Vigrass	66	204	3.09
7	Chris Hoag	71	183	2.58
1	Levi Nutma	48	113	2.35
13	Greg Mann	39	74	1.90
2	Trent Monagle	47	43	0.91
9	Jay Blankenau	57	43	0.75
18	Ivan Kartev	28	34	1.21
15	Will Young	15	20	1.33
11	Andrew Visser	52	18	0.35
4	Jovan Jankovic	23	16	0.70
8	Daniel Ryskamp	48	1	0.02
5	Travis Banks	14	1	0.07
TM	TEAM	73	0	0.00

##	SET (by A)	S	A	A/Set
9	Jay Blankenau	57	628	11.02
5	Travis Banks	14	103	7.36
6	Graham Vigrass	66	93	1.41
8	Daniel Ryskamp	48	19	0.40
7	Chris Hoag	71	16	0.23
10	Allen Meek	70	16	0.23
14	Jace Richards	34	9	0.26
13	Greg Mann	39	6	0.15
2	Trent Monagle	47	6	0.13
11	Andrew Visser	52	4	0.08
1	Levi Nutma	48	4	0.08
4	Jovan Jankovic	23	3	0.13
15	Will Young	15	3	0.20
18	Ivan Kartev	28	2	0.07
3	Cory Meeuwisse	2	1	0.50

##	SERVE (by SA)	S	SA	SE	SA/S
7	Chris Hoag	71	16	34	0.23
6	Graham Vigrass	66	14	11	0.21
13	Greg Mann	39	12	35	0.31
10	Allen Meek	70	12	24	0.17
1	Levi Nutma	48	9	42	0.19
2	Trent Monagle	47	7	23	0.15
9	Jay Blankenau	57	6	16	0.11
4	Jovan Jankovic	23	5	11	0.22
11	Andrew Visser	52	4	9	0.08
18	Ivan Kartev	28	3	12	0.11
5	Travis Banks	14	2	1	0.14
15	Will Young	15	2	3	0.13
8	Daniel Ryskamp	48	0	0	0.00
14	Jace Richards	34	0	0	0.00

##	BLOCK (by Total)	S	BS	BA	Total	B/Set
6	Graham Vigrass	66	9	55	64.0	0.97
10	Allen Meek	70	5	53	58.0	0.83
9	Jay Blankenau	57	7	34	41.0	0.72
2	Trent Monagle	47	5	35	40.0	0.85
7	Chris Hoag	71	5	32	37.0	0.52
18	Ivan Kartev	28	0	29	29.0	1.04
13	Greg Mann	39	2	18	20.0	0.51
4	Jovan Jankovic	23	3	16	19.0	0.83
1	Levi Nutma	48	1	17	18.0	0.38
11	Andrew Visser	52	0	4	4.0	0.08
5	Travis Banks	14	0	4	4.0	0.29
15	Will Young	15	0	3	3.0	0.20
TM	TEAM	73	0	0	0.0	0.00

##	DEFENSE (by Dig)	S	DIG	Dig/S	BHE
7	Chris Hoag	71	136	1.92	2
9	Jay Blankenau	57	134	2.35	2
10	Allen Meek	70	112	1.60	0
6	Graham Vigrass	66	96	1.45	2
8	Daniel Ryskamp	48	84	1.75	1
14	Jace Richards	34	62	1.82	0
1	Levi Nutma	48	59	1.23	1
13	Greg Mann	39	52	1.33	0
11	Andrew Visser	52	20	0.38	0
15	Will Young	15	17	1.13	0
5	Travis Banks	14	13	0.93	3
4	Jovan Jankovic	23	11	0.48	2
2	Trent Monagle	47	11	0.23	0
18	Ivan Kartev	28	9	0.32	0
3	Cory Meeuwisse	2	1	0.50	0



2011-12 GAME RECAPS

Playoff games and games vs. potential CIS Championship opponents

Canada West Bronze Medal

Calgary vs. Alberta (Feb. 25, 2012 at Langley, BC)



DINOS SETTLE FOR FOURTH AT CW TOURNAMENT

LANGLEY, B.C. – The No. 4 ranked Alberta men's volleyball team won the Canada West bronze medal with a 3-1 (18-25, 25-23, 30-28, 25-22) win over No. 6 Calgary Saturday.

Led by Taylor Hunt, who had 27 kills in the match – 25 of which came in the final three sets – Alberta rallied from one set down to take three straight sets in a game in which they hit .314 to Calgary's .250 and had 58 digs to Calgary's 45.

Along with his match-high 27 kills, Hunt also had 13 digs and a service ace while the Bears Jay Olmstead contributed 11 kills and 10 digs and Tristan Aubry had eight kills and five blocks. Setter Jarron Mueller had 53 assists, four kills and three blocks.

For Calgary, Graham Vigrass had 22 kills and three blocks while Allen Meek had 14 kills and six digs and Chris Hoag had 12 kills and four blocks. Setter Jay Blankenau had a match-high 54 assists.

While both teams hit .400 or better in the first set, it was Calgary taking control in the middle stages and cruising to a comfortable seven-point win.

In the second set, while it was tight throughout, the difference maker was Alberta's Hunt who unleashed for eight kills in the set to get the Bears back in the match. Although Calgary's Vigrass responded with seven kills of own, Alberta pulled out the set win with by hitting .406 as a team.

After an Olmstead kill gave Alberta a 20-16 lead, the game's momentum seemed to be clearly on the Bears side. But not to be undone easily, Calgary earned five of the next seven points to climb to within one point at 22-21. But after the teams traded points, it was Hunt at it again with his seventh kill of the set to give Alberta a 24-22 edge. And then, after Calgary again closed the gap to one point, in most appropriate fashion, it was Hunt with the set-winning kill, giving Alberta the 25-23 win.

The third set was another one filled with swings but, like the second set, it was the attack of Hunt who bested the Dinos. With nine more kills in the third set, Hunt led Alberta to a 30-28 win, including, once again, notching the winning kill. With the score 20-19 for Alberta, Calgary's Hoag made a huge dig that resulted in a kill as it landed in the back of the Bears court to tie the set 20-20. The Dinos had four chances at set-point but with the score 28-27 for Calgary, Alberta scored three straight points and Hunt's kill finished it as the Bears eked out the win.

In the fourth set, with the score 6-6, Alberta went on a 3-0 run, one that included two Hunt kills, to give the Bears a 9-6 lead. After that, the Bears never trailed. The Dinos got as close as one point at 17-16 but another 3-0 run from the Bears, capped by an Aubry block, gave Alberta a 20-16 lead. From there, while Calgary did well to keep it close, getting to within two points at 22-20 and 24-22, once again Hunt sealed the deal with a kill to make it 25-22.

Table with 16 columns: #, Calgary, SP, K, E, TA, PCT, A, SA, SE, RE, DIG, BS, BA, BE, BHE. Rows include individual player stats and a Totals row.

TEAM ATTACK PER SET

Table with 5 columns: Set, K, E, TA, Pct. Rows for sets 1, 2, 3, and 4.

SET SCORES

Table with 4 columns: Set, Calgary, Alberta. Rows for sets 1, 2, 3.

Table with 16 columns: #, Alberta, SP, K, E, TA, PCT, A, SA, SE, RE, DIG, BS, BA, BE, BHE. Rows include individual player stats and a Totals row.

TEAM ATTACK PER SET

Table with 5 columns: Set, K, E, TA, Pct. Rows for sets 1, 2, 3, and 4.

Canada West Semi-final

Trinity Western vs. Calgary (Feb. 24, 2011 at Langley, BC)



SPARTANS SWEEP, DINOS TO FACE BEARS FOR BRONZE

LANGLEY, B.C. – The No. 1 Trinity Western men's volleyball team was once again in fine form as they knocked off No. 6 Calgary 3-0 (25-18, 25-21, 25-15) in the Canada West semifinal Friday at the Langley Events Centre.

Led by 14-kill performances from both Steven Marshall and Rudy Verhoeff, the Spartans were the better squad from start to finish as they out-hit Calgary .357 to .155 and out-blocked the Dinos seven to four.

Along with his 14 kills, Marshall also had 10 digs and three aces, while Verhoeff added six digs to his effort and the recently named Canada West MVP Ben Ball had a match-high 40 assists and was a perfect three for three on kills.

For Calgary, it was Graham Vigrass leading the way with nine kills and three blocks while Allen Meek had seven kills and two blocks and Chris Hoag had a match-high 13 digs to go along with four kills.

In the first set, after a see-saw start, the game turned in the Spartans favour shortly after it was tied 7-7. Following a Marshall kill – one of his seven in the set – Trinity Western took a one-point lead and never trailed the rest of the way. The teams traded points until the Spartans took over for good after another Marshall kill gave them a 15-14 advantage. With the score 18-16 for Trinity Western, the Spartans went on a game-clinching 7-2 run that gave the home side a 25-18 win, following a set-capping kill from Marc Howatson.

In the second set it was more of the same early on as the Spartans raced out to a 9-5 lead. But the Dinos responded with 5-0 run, capped by a Meek kill, that gave Calgary a 10-9 advantage. From there, however, the Spartans started to take over. With a block followed by a kill from Lucas Van Berkel, the Spartans took a 13-12 lead and were never behind the rest of the set.

While Trinity Western took a 20-16 lead after a block from Marshall and Dan Jansen Van Doorn, the Dinos didn't roll over easily as they battled back and, after a big kill by Greg Mann, made it a one-point set at 21-20. Another kill from Mann once again made it a one-point game at 22-21 but the Spartans replied with three straight points and, after a Dinos attack error, won 25-21.

In the second set it was the Spartans Verhoeff who led the charge with seven kills while Marshall added five. For Calgary, Vigrass led the Dinos with four kills.

Like the first two sets, the third had a back-and-forth start but, also like the first two sets, the Spartans took over in the middle stages.

Marshall had a service ace to make it 13-11 and Trinity Western was off. By the end of the run, one capped by a Jansen Van Doorn kill, the Spartans were up 18-11 and in complete control. Calgary never recovered as Trinity Western rolled to a decisive 10-point win, 25-15. A Van Berkel kill sealed the contest.

Table with 16 columns: #, Calgary, SP, K, E, TA, PCT, A, SA, SE, RE, DIG, BS, BA, BE, BHE. Rows include individual player stats and a Totals row.

TEAM ATTACK PER SET

Table with 5 columns: Set, K, E, TA, Pct. Rows for sets 1, 2, and 3.

SET SCORES

Table with 3 columns: Set, Calgary, Trinity Western. Rows for sets 1, 2, and 3.

Table with 16 columns: #, Trinity Western, SP, K, E, TA, PCT, A, SA, SE, RE, DIG, BS, BA, BE, BHE. Rows include individual player stats and a Totals row.

TEAM ATTACK PER SET

Table with 5 columns: Set, K, E, TA, Pct. Rows for sets 1, 2, and 3.



## Canada West Quarterfinal, Game 3

Calgary vs. Brandon (Feb. 19, 2012 at Calgary, AB)



### KINGSTON-BOUND AFTER GAME 3 WIN

**CALGARY** –The No. 7 Brandon Bobcats successfully staved off 11 match point opportunities, but couldn't stay alive on the 12th as the No. 6 Calgary Dinos qualified for their third straight CIS championship with a 3-1 (25-22, 25-23, 35-37, 25-18) win Sunday afternoon in the Jack Simpson Gym.

The Calgary victory gives them a 2-1 Canada West quarterfinal series win over the Bobcats, sending the Dinos to the Final Four next weekend in Langley, B.C. – and because Canada West gets four berths to the national tournament, the Dinos also earn a spot at the CIS championship in Kingston, Ont.

Very little separated the Dinos and Bobcats throughout the entire season, and the weekend was no exception. Nowhere was that better underscored than in an epic third set, one that Brandon finally won 37-35 after Calgary couldn't convert of any of its nine match point opportunities in the frame. The Dinos were able to mitigate Brandon's momentum heading into the fourth, however, and controlled from start to finish in a 25-18 fourth-set win.

Volleyball is a game of momentum, and after winning the third on a Sam Tuivai kill the Bobcats seemed to have it all on their side of the floor heading into the fourth set. But from the opening point, the Dinos took command in the fourth, and on their 12th chance overall to put the Bobcats away, they did just that on a kill by left side captain Chris Hoag.

Calgary left side Levi Nutma got the start for the Dinos Sunday and made the most of it, wiping countless kills off the Brandon block to score 18 on the day, leading his team with a 46.9 per cent efficiency.

Graham Vigrass added 17 kills and eight blocks in his last-ever match in the Jack Simpson Gym, while Hoag and Allen Meek each put up 12.

For the Bobcats, Tuivai was a beast all afternoon and finished with 24 kills on 36 attempts, racking up a match-high 52.8 per cent – an incredible number for a left side hitter. He was all over the floor as the score climbed higher and higher in the third set, recording six kills in the extra-points session of the frame as Brandon, its season on the line, mustered everything it could. Tuivai also led all players on the day with eight digs. Middle Jonathan Sloane had 15 kills, while Ben glue added 14 and Paul Robidoux 12.

The two teams put on an impressive display of volleyball, with Brandon actually hitting at a slightly more efficient pace on the day at 34.4 per cent compared to Calgary's 33.3. For Durrant, the high-level, quality competition will only help harden his team for the battles ahead.

The Dinos join host Trinity Western, Manitoba, and Alberta at the conference tournament next weekend at the Langley Events Centre and will face the hometown Spartans in a conference quarterfinal Friday night.

Queen's University hosts the CIS championship March 2-4 in Kingston, Ont.

**MATCH NOTES:** Calgary out-blocked the Bobcats by a 14-9 margin on the day ... the Dinos managed just one more kill (68) than Brandon (67) ... Calgary put up seven service aces against eight errors in the match, while the Bobcats had a 10-2 error-to-ace ratio ...

##	Brandon	SP	K	E	TA	PCT	A	SA	SE	RE	DIG	BS	BA	BE	BHE
3	Garrett Poplestone	4	0	2	4	-.500	59	0	4	0	6	0	1	0	1
6	Paul Robidoux	4	12	4	26	.308	1	0	2	3	3	0	2	0	0
9	Dan Boutwell	4	2	1	4	.250	0	0	1	0	2	0	6	2	0
10	Sam Tuivai	4	24	5	36	.528	0	0	1	0	9	0	3	1	0
11	Ben Glue	4	14	7	30	.233	1	1	1	1	8	1	2	0	0
12	Jonathan Sloane	4	15	4	28	.393	1	0	0	0	2	0	2	1	0
1	Jeremy Stubler	2	0	0	0	.000	0	0	0	0	0	0	0	0	0
7	Craig Lowe	4	0	0	0	.000	0	0	0	0	0	0	0	0	0
13	Scott Neufeld	4	0	0	0	.000	3	0	0	2	4	0	0	0	0
16	Brendan White	3	0	0	0	.000	0	1	1	0	2	0	0	0	0
TEAM											1				
Totals.....		4	67	23	128	.344	65	2	10	7	36	1	16	4	1

#### TEAM ATTACK PER SET

Set	K	E	TA	Pct
1	15	3	25	.480
2	12	4	23	.348
3	25	10	53	.283
4	15	6	27	.333

#### SET SCORES

	1	2	3	4
Brandon	22	23	37	18
Calgary	25	25	35	25

##	Calgary	SP	K	E	TA	PCT	A	SA	SE	RE	DIG	BS	BA	BE	BHE
1	Levi Nutma	4	18	3	32	.469	1	0	2	1	5	0	1	0	0
6	Graham Vigrass	4	17	4	32	.406	1	1	2	0	8	0	8	0	0
7	Chris Hoag	4	12	6	36	.167	2	1	0	1	1	0	4	0	0
9	Jay Blankenau	4	6	0	6	1.000	55	0	0	0	4	1	4	1	0
10	Allen Meek	4	12	4	21	.381	1	1	1	0	5	0	2	1	0
18	Ivan Kartev	4	2	3	6	-.167	0	2	3	0	0	2	3	0	1
2	Trent Monagle	1	0	0	0	.000	0	0	0	0	0	0	0	0	0
11	Andrew Visser	2	0	0	0	.000	0	1	0	0	0	0	0	0	0
13	Greg Mann	4	1	2	5	-.200	0	1	0	0	0	0	0	0	0
14	Jace Richards	4	0	0	0	.000	1	0	0	0	8	0	0	0	0
15	Will Young	2	0	0	0	.000	0	0	0	0	0	0	0	0	0
Totals.....		4	68	22	138	.333	61	7	8	2	31	3	22	2	1

#### TEAM ATTACK PER SET

Set	K	E	TA	Pct
1	15	3	26	.462
2	18	7	33	.333
3	21	10	52	.212
4	14	2	27	.444

## Canada West Quarterfinal, Game 2

Calgary vs. Brandon (Feb. 18, 2012 at Calgary, AB)



### BOBCATS BOUNCE BACK TO SEND SERIES TO SUNDAY

**CALGARY** – The Brandon Bobcats looked like a different team Saturday night, and so did the Calgary Dinos – and the end result was a straight-sets Brandon victory (25-22, 26-24, 25-23) to even their best-of-three Canada West Quarterfinal at one game apiece.

The Brandon win sets up a winner-take-all showdown in Game 3 Sunday afternoon for a spot in the Canada West Final Four next weekend in Langley, B.C., along with a berth at the CIS championship hosted by Queen's University in Kingston, Ont.

The Bobcats jumped out to early leads in all three sets, forcing the Dinos to play from behind most of the night. Brandon's passing game improved significantly over Friday night's 3-1 Dinos win, setting up a big night for Bobcats middle Jonathan Sloane. Sloane, the most efficient hitter in Canada West this season, recorded 12 kills on just 15 attempts, adding just one error to connect at a .733 clip. Calgary's passing game, meanwhile, dropped off sharply, forcing the Dinos into tough situations all night.

The Dinos were held to just 14.9 per cent on the attack, while Brandon managed 23.5 per cent. Calgary did hold a slight edge in blocks on the night, with 11.5 compared to 11 for Brandon.

The first set was a sign of things to come, with Brandon taking a quick 6-1 lead before Calgary started to battle back. Calgary would get within two points on two occasions, but the efficient attack of Brandon was too much to overcome as the Bobcats took the 25-22 win.

Set two came down to the wire, with the Bobcats finally emerging victorious 26-24 and fending off a Calgary set point chance in the process with a kill from Sloane. Brandon recorded seven of its 11 blocks in that second set, and an error by Allen Meek ended it in Brandon's favour.

Brandon led virtually wire-to-wire in the third as well, save a brief tie at 19-19. An 8-4 edge early turned into a 25-23 win as the Bobcats sent proceedings to Sunday.

Ben Glue recorded 12 kills on 20 swings for the Bobcats, matching Sloane's total, while Sam Tuivai added seven kills and Paul Robidoux six. Setter Garrett Poplestone recorded a match-high 12 digs for Brandon, while Sloane was a beast at the net as well with his six blocks.

For Calgary, Vigrass had a quiet 15 kills on the night, but his stat line was mitigated by seven errors. Levi Nutma had seven kills and Meek six, while Chris Hoag finished in negative territory while Greg Mann had four errors to balance four kills.

The two teams, which had so little separating them during the season, fittingly head to a third day to decide this series. The rubber match goes Sunday afternoon, with first serve at 2 p.m. MT in the Jack Simpson Gym. CanadaWest.tv will have live streaming coverage.

##	Brandon	SP	K	E	TA	PCT	A	SA	SE	RE	DIG	BS	BA	BE	BHE
3	Garrett Poplestone	3	1	0	1	1.000	34	0	0	0	0	12	1	2	1
6	Paul Robidoux	3	6	3	15	.200	0	0	2	2	3	0	0	0	0
9	Dan Boutwell	3	2	3	10	-.100	1	0	0	0	0	1	2	0	0
10	Sam Tuivai	3	7	6	23	.433	1	1	2	0	7	1	3	1	0
11	Ben Glue	3	12	7	20	.250	0	1	1	0	3	0	1	0	0
12	Jonathan Sloane	3	12	1	15	.733	0	0	0	0	0	0	2	4	0
1	Jeremy Stubler	1	0	0	0	.000	0	0	0	0	0	0	0	0	0
7	Craig Lowe	3	0	0	0	.000	0	0	0	0	0	0	0	0	0
13	Scott Neufeld	3	0	0	0	.000	1	0	0	0	1	0	0	0	0
16	Brendan White	3	0	0	1	.000	0	0	0	1	2	0	0	0	0
Totals.....		3	40	20	85	.235	37	2	5	3	28	5	12	2	1

#### TEAM ATTACK PER SET

Set	K	E	TA	Pct
1	13	7	29	.207
2	12	8	31	.129
3	15	5	25	.400

#### SET SCORES

	1	2	3
Brandon	25	26	25
Calgary	22	24	23

##	Calgary	SP	K	E	TA	PCT	A	SA	SE	RE	DIG	BS	BA	BE	BHE
6	Graham Vigrass	3	15	7	30	.267	1	0	0	0	5	0	4	0	0
7	Chris Hoag	3	1	2	6	-.167	0	0	0	1	0	0	2	0	0
9	Jay Blankenau	3	0	1	2	-.500	38	0	1	0	4	2	1	1	0
10	Allen Meek	3	6	5	25	.400	0	0	0	0	3	1	3	0	0
13	Greg Mann	3	4	4	13	.000	0	0	4	1	5	0	1	0	0
18	Ivan Kartev	3	4	1	5	.600	0	0	1	0	0	0	4	0	0
1	Levi Nutma	3	7	3	16	.250	0	2	3	0	1	0	1	0	0
2	Trent Monagle	1	1	0	1	1.000	0	0	0	0	0	0	0	0	0
11	Andrew Visser	2	1	1	3	.000	0	1	0	0	1	0	1	0	0
14	Jace Richards	3	0	0	0	.000	0	0	0	0	2	0	0	0	0
Totals.....		3	39	24	101	.149	39	3	9	2	21	3	17	1	0

#### TEAM ATTACK PER SET

Set	K	E	TA	Pct
1	9	7	31	.065
2	14	11	42	.071
3	16	6	28	.357



## Canada West Quarterfinal, Game 1

Calgary vs. Brandon (Feb. 19, 2012 at Calgary, AB)



### DINOS EFFICIENT IN GAME 1 WIN

**CALGARY** – The Calgary Dinos used a proficient offence, solid defence, and a dominant performance at the net to defeat the Brandon Bobcats 3-1 (25-21, 21-25, 25-16, 25-20) Friday night to draw first blood in their best-of-three Canada West Quarterfinal series.

Calgary moves just one win away from advancing to both the Canada West Final Four next week in Langley, B.C. as well as the CIS championship a week later in Kingston, Ont. The Dinos will look to close out the Bobcats in Game 2 Saturday at 7 p.m. in the Jack. If necessary, Game 3 goes Sunday afternoon at 2 p.m.

Led by an all-star performance by reigning CIS player of the year Graham Vigrass, who posted 17 kills and a 44 per cent attack efficiency, the Dinos hit nearly 34 per cent as a team on the night en route to the victory.

After spotting the Bobcats an early lead in the first set, the block turned things around for Calgary as Vigrass scored back-to-back rejections of Paul Robidoux and Dan Boutwell to tie it. The sequence ended as a 6-0 run for Calgary, which led the rest of the way and took a 25-21 lead on yet another block, this time from Vigrass and Blankenau.

Brandon shot out to a quick 5-0 lead in the second set, forcing the Dinos into a time out after a good serving run by Boutwell. After trailing by five at 7-2 as well, Calgary made a push and took the lead at 11-10, eventually stretching that to 13-10 before the Bobcats got into the blocking game, paced by substitute Jeremy Stubler. Brandon did finally regain the momentum and took the lead for good at 19-18 on a kill by Sam Tuivai, and Jonathan Sloane pounded one of his 11 kills on the night to end the second 25-21 for Brandon.

The third was tight early, and all Calgary from then on. Behind a solid serve, the Dinos broke it open after trailing 8-7 and ended the frame on an 18-7 run, with Allen Meek and Greg Mann leading the way offensively. Two straight blocks late in the set sent Meek back to the service line, and heaced Brendan White to put the Dinos a set away from taking the match.

Again, Brandon shot out to an early lead and the Bobcats were up by as many as four at 11-7, then held a three-point edge when Boutwell pounded a kill to send Brandon into the technical time out up 16-13. But there the wheels fell off for Brandon, while the Dinos made the most of their chances: three straight Brandon errors tied it at 16, while a pair of Mann kills put Calgary up for good and the Bobcats couldn't recover. The match ended, fittingly, on a Calgary block, with Vigrass and Chris Hoag combining to stuff Ben Glue for a 25-20 win.

Glue and Tuivai, the New Zealanders, were the offensive catalysts for Brandon, with Tuivai leading the way at 14 kills. Glue added 12, while Sloane went 11-for-19 without a single error to hit .579 for Brandon.

For the Dinos, Vigrass' stat line was exceptional, with 17 kills on 32 swings along with five digs and nine blocks. Meek added 14 kills and six digs, while Mann had a solid night on the left side with 13 kills and seven digs. Blankenau led Calgary with nine digs, chipping in six blocks as well, as the Dinos out-stuffed the Bobcats by a 15-7.5 margin.

##	Brandon	SP	K	E	TA	PCT	A	SA	SE	RE	DIG	BS	BA	BE	BHE
5	DJ McCharles	1	0	0	0	.000	0	0	0	0	0	0	0	0	0
6	Paul Robidoux	4	6	7	19	-.053	0	0	1	1	3	0	0	0	0
9	Dan Boutwell	3	3	1	8	.250	0	0	0	0	2	0	0	0	0
10	Sam Tuivai	4	14	7	33	.212	0	1	4	2	2	1	4	0	0
11	Ben Glue	4	12	8	32	.125	0	0	0	0	6	0	3	0	0
12	Jonathan Sloane	4	11	0	19	.579	2	0	1	0	2	0	2	0	0
1	Jeremy Stubler	3	1	2	3	-.333	2	0	0	0	1	0	4	0	0
3	Garrett Poppstone	4	1	0	1	1.000	42	0	3	0	11	0	0	2	0
7	Craig Lowe	2	0	2	4	-.500	0	0	0	0	0	0	0	0	0
13	Scott Neufeld	4	0	0	0	.000	0	0	0	0	3	0	0	0	0
16	Brendan White	3	0	0	0	.000	0	0	1	1	1	0	0	0	0
Totals.....	4	48	27	119	.176	46	1	10	4	31	1	13	2	0	0

#### TEAM ATTACK PER SET

Set	K	E	TA	Pct
1	12	8	32	.125
2	16	6	36	.278
3	7	5	23	.087
4	13	8	28	.179

#### SET SCORES

	1	2	3	4
Brandon	21	25	16	20
Calgary	25	21	25	25

##	Calgary	SP	K	E	TA	PCT	A	SA	SE	RE	DIG	BS	BA	BE	BHE
6	Graham Vigrass	4	17	3	32	.438	1	1	1	0	5	1	8	0	0
7	Chris Hoag	4	5	4	15	.067	0	0	3	0	4	0	2	0	0
9	Jay Blankenau	4	0	1	2	-.500	45	0	2	0	9	0	6	0	0
10	Allen Meek	4	14	4	28	.357	1	3	0	0	6	1	4	0	0
13	Greg Mann	4	13	3	25	.400	0	0	6	1	7	0	1	0	0
18	Ivan Kartev	4	4	1	7	.429	1	0	1	0	1	0	5	0	0
1	Levi Nutma	1	0	0	0	.000	0	0	0	0	0	0	0	0	0
11	Andrew Visser	2	0	0	0	.000	0	0	1	0	0	0	0	0	0
14	Jace Richards	4	0	0	0	.000	0	0	0	0	5	0	0	0	1
Totals.....	4	53	16	109	.339	48	4	14	1	37	2	26	0	1	1

#### TEAM ATTACK PER SET

Set	K	E	TA	Pct
1	14	2	27	.444
2	13	8	37	.135
3	15	3	24	.500
4	11	3	21	.381

## Canada West vs. Trinity Western

Feb. 4, 2012 at Calgary

##	Trinity Western	SP	K	E	TA	PCT	A	SA	SE	RE	DIG	BS	BA	BE	BHE
3	Marc Howatson	4	10	4	25	.240	0	0	4	1	6	0	0	1	0
6	Dan Jansen Van Doorn	4	7	1	13	.462	0	0	0	6	0	2	1	8	0
8	Steven Marshall	4	11	4	28	.250	0	0	2	3	9	0	2	0	0
11	Rudy Verhoeff	4	20	7	34	.382	0	0	1	0	8	0	6	0	0
12	Lucas Van Berkel	4	10	3	18	.389	1	0	1	0	0	1	4	0	0
14	Ben Ball	4	3	0	9	.333	55	0	0	0	9	0	5	0	0
1	Jarrod Offereins	4	0	0	0	.000	1	0	0	0	10	0	0	0	0
13	Branden Schmidt	1	0	0	0	.000	0	0	1	0	0	0	0	0	0
18	Nicholas Del Bianco	2	0	0	0	.000	0	0	1	0	1	0	0	0	0
TEAM											1				
Totals.....	4	61	19	127	.331	57	0	16	5	45	2	25	1	0	0

#### TEAM ATTACK PER SET

Set	K	E	TA	Pct
1	14	7	28	.250
2	15	3	30	.400
3	17	4	34	.382
4	15	5	35	.286

#### SET SCORES

	1	2	3	4
Trinity Western	25	20	25	25
Calgary	22	25	23	18

##	Calgary	SP	K	E	TA	PCT	A	SA	SE	RE	DIG	BS	BA	BE	BHE
1	Levi Nutma	4	8	6	24	.083	0	0	1	0	6	0	3	0	0
6	Graham Vigrass	4	18	5	35	.371	1	0	0	0	6	0	1	0	0
7	Chris Hoag	4	7	7	27	.000	0	0	2	0	12	0	1	1	0
9	Jay Blankenau	4	1	1	5	.000	41	3	0	0	7	0	5	0	0
10	Allen Meek	4	8	7	20	.050	0	1	0	0	3	0	1	1	0
18	Ivan Kartev	4	2	2	11	.000	0	1	1	0	3	0	8	0	0
2	Trent Monagle	1	0	0	0	.000	0	0	0	0	0	0	0	0	0
8	Daniel Ryskamp	1	0	0	0	.000	0	0	0	0	0	0	0	0	0
11	Andrew Visser	2	0	0	0	.000	0	0	0	0	0	0	0	0	0
13	Greg Mann	4	2	1	7	.143	0	0	1	0	0	0	0	0	0
14	Jace Richards	4	0	0	0	.000	2	0	0	0	8	0	0	0	0
Totals.....	4	46	29	129	.132	44	5	5	0	45	0	19	2	0	0

#### TEAM ATTACK PER SET

Set	K	E	TA	Pct
1	11	9	30	.067
2	13	4	32	.281
3	14	6	34	.235
4	8	10	33	-.061

## Canada West vs. Trinity Western

Feb. 3, 2012 at Calgary

##	Trinity Western	SP	K	E	TA	PCT	A	SA	SE	RE	DIG	BS	BA	BE	BHE
3	Marc Howatson	3	5	1	14	.286	0	0	3	0	3	1	0	0	0
6	Dan Jansen Van Doorn	3	7	2	14	.357	0	0	3	3	0	0	0	10	0
8	Steven Marshall	3	9	7	22	.091	0	1	5	0	4	0	4	0	0
11	Rudy Verhoeff	3	6	1	19	.263	0	0	0	0	8	2	8	0	0
12	Lucas Van Berkel	3	5	0	7	.714	0	3	0	0	0	0	3	0	0
14	Ben Ball	3	1	0	2	.500	27	1	0	0	2	1	1	0	0
1	Jarrod Offereins	3	0	0	0	.000	0	0	0	1	3	0	0	0	0
2	Tyler Koslowsky	1	0	0	0	.000	0	0	0	0	0	0	0	0	0
13	Branden Schmidt	1	0	0	0	.000	0	0	1	0	0	0	0	0	0
16	Derek Thiessen	2	0	2	3	-.667	0	0	0	0	0	0	0	0	0
18	Nicholas Del Bianco	1	0	0	0	.000	0	0	0	1	0	0	0	0	0
Totals.....	3	33	13	81	.247	27	8	12	2	20	4	26	0	0	0

#### TEAM ATTACK PER SET

Set	K	E	TA	Pct
1	10	5	29	.172
2	10	3	20	.350
3	13	5	32	.250

#### SET SCORES

	1	2	3
Trinity Western	25	25	25
Calgary	18	18	23

##	Calgary	SP	K	E	TA	PCT	A	SA	SE	RE	DIG	BS	BA	BE	BHE
6	Graham Vigrass	3	2	5	12	-.250	1	1	1	0	2	0	3	0	0
7	Chris Hoag	3	3	7	13	-.308	0	0	2	2	4	1	1	0	0
9	Jay Blankenau	3	1	1	3	.000	25	0	1	0	9	0	2	0	1
10	Allen Meek	2	4	1	11	.273	0	0	0	0	2	0	1	0	0
13	Greg Mann	3	7	5	19	.105	0	1	0	1	4	0	0	0	0
18	Ivan Kartev	3	8	0	10	.800	0	0	1	0	0	0	2	0	0
1	Levi Nutma	3	6	6	12	.000	0	0	1	0	2	0	2	0	0
2	Trent Monagle	2	1	0	1	1.000	0	0	0	0	0	0	0	0	0
5	Travis Banks	1	0	0	0	.000	2	0	0	0	0	0	0	0	0
8	Daniel Ryskamp	2	0	0	0	.000	0	0	0	3	3	0	0	0	0
11	Andrew Visser	1	0	0	0	.000	0	0	0	0	0	0	0	0	0
14	Jace Richards	2	0	0	0	.000	0	0	0	1	4	0	0	0	0
TEAM											1				
Totals.....	3	32	25	81	.086	28	2	6	8	30	1	11	0	1	1

#### TEAM ATTACK PER SET

Set	K	E	TA	Pct
1	8			



# 2011-12 DINOS MEN'S VOLLEYBALL

2012 CIS Men's Volleyball Championship • Kingston, Ont.

## Canada West vs. Alberta

Jan. 28, 2012 at Edmonton

##	Calgary	SP	K	E	TA	PCT	A	SA	SE	RE	DIG	BS	BA	BE	BHE
1	Levi Nutma	3	12	3	19	.474	0	1	5	0	8	0	0	0	0
6	Graham Vigrass	3	1	2	10	-.100	34	0	0	0	6	1	1	0	0
7	Chris Hoag	3	10	2	26	.308	0	1	0	0	9	0	4	1	0
10	Allen Meek	3	6	5	22	.045	0	0	0	0	4	0	2	0	0
13	Greg Mann	3	7	6	23	.043	0	3	7	1	2	0	2	0	0
18	Ivan Kartev	3	4	0	13	.308	0	0	0	0	1	0	4	0	0
2	Trent Monagle	1	0	1	1	-1.000	1	0	0	0	0	0	1	0	0
5	Travis Banks	1	0	0	0	.000	0	0	0	0	1	0	0	0	0
8	Daniel Ryskamp	3	0	0	0	.000	6	0	0	3	5	0	0	0	0
11	Andrew Visser	3	0	0	0	.000	0	0	1	0	1	0	0	0	0
14	Jace Richards	2	0	0	0	.000	0	0	0	0	1	0	0	0	0
15	Will Young	1	1	0	2	.500	0	1	0	0	1	0	0	0	0
Totals.....		3	41	20	117	.179	41	6	13	4	39	1	14	1	0

### TEAM ATTACK PER SET

Set	K	E	TA	Pct
1	15	7	35	.229
2	13	8	49	.102
3	13	5	33	.242

### SET SCORES

	1	2	3
Calgary	25	25	20
Alberta	27	27	25

##	Alberta	SP	K	E	TA	PCT	A	SA	SE	RE	DIG	BS	BA	BE	BHE
1	Jarron Mueller	3	3	0	4	.750	30	1	1	0	7	1	3	1	0
3	Tristan Aubry	3	4	2	11	.182	0	0	0	0	2	0	2	1	0
8	Jay Olmstead	3	16	5	37	.297	1	2	0	1	3	0	1	0	0
10	Taylor Hunt	3	5	2	16	.188	0	0	1	4	11	0	2	0	0
13	Mitch Irvine	3	11	5	27	.222	1	1	1	1	10	0	2	0	0
16	Matt McCreary	3	1	3	7	-.286	2	0	0	0	0	0	5	0	0
4	Tegan McGraw	1	0	0	0	.000	0	0	0	0	0	0	0	0	0
5	Erik Mattson	3	0	0	0	.000	3	0	0	0	10	0	0	0	0
15	Brendan Yao	2	0	0	0	.000	0	0	0	0	0	0	0	0	0
Totals.....		3	40	18	103	.214	37	4	3	6	43	1	15	2	0

### TEAM ATTACK PER SET

Set	K	E	TA	Pct
1	12	5	28	.250
2	12	9	46	.065
3	16	4	29	.414



## Canada West vs. Manitoba

Nov. 5, 2011 at Calgary

##	Manitoba	SP	K	E	TA	PCT	A	SA	SE	RE	DIG	BS	BA	BE	BHE
5	Dane Pischke	4	19	4	42	.357	1	0	0	0	6	1	3	0	0
6	Joseph Brooks	4	6	3	18	.167	1	0	0	0	4	0	6	1	0
7	Ryan Munt	4	2	2	13	.000	0	0	0	0	9	0	2	0	0
8	Chris Komishon	4	3	0	5	.600	34	0	2	0	6	2	7	0	1
12	Chris Voth	4	9	6	27	.111	0	0	0	4	4	2	3	0	0
15	Carson Kauenhowen	4	6	5	16	.062	1	0	0	0	4	1	0	8	0
1	Derek Nieroda	4	0	0	0	.000	1	0	0	2	8	0	0	0	0
2	Konrad Korkowski	3	0	0	0	.000	0	0	0	0	0	0	0	0	0
4	Scott Friesen	3	0	0	0	.000	0	0	0	1	2	0	0	0	1
9	Evan Jackson	2	0	1	3	-.333	0	0	0	0	0	0	1	0	0
TEAM											1				
Totals.....		4	45	21	124	.194	38	0	7	3	40	5	30	1	2

### TEAM ATTACK PER SET

Set	K	E	TA	Pct
1	15	5	34	.294
2	7	3	22	.182
3	9	7	37	.054
4	14	6	31	.258

### SET SCORES

	1	2	3	4
Manitoba	27	25	17	25
Calgary	25	16	25	23

##	Calgary	SP	K	E	TA	PCT	A	SA	SE	RE	DIG	BS	BA	BE	BHE
1	Levi Nutma	3	2	3	8	-.125	0	0	1	0	1	0	0	0	0
2	Trent Monagle	4	5	2	7	.429	1	1	1	0	1	0	4	1	0
6	Graham Vigrass	4	7	5	20	.100	1	0	4	0	6	2	4	0	1
7	Chris Hoag	2	2	5	12	-.250	0	0	1	0	2	0	2	0	0
9	Jay Blankenau	4	1	1	4	.000	47	0	1	0	11	0	3	0	0
10	Allen Meek	4	24	10	54	.259	2	1	2	0	8	0	3	0	0
8	Daniel Ryskamp	4	0	0	0	.000	1	0	0	0	4	0	0	0	0
11	Andrew Visser	3	1	0	4	.250	0	0	0	0	2	0	0	0	0
13	Greg Mann	3	7	5	14	.143	0	1	2	0	5	0	2	0	0
15	Will Young	2	4	3	13	.077	0	0	0	0	4	0	1	0	0
18	Ivan Kartev	1	1	0	1	1.000	0	0	1	0	0	0	1	0	0
Totals.....		4	54	34	137	.146	52	3	13	0	44	2	20	1	1

### TEAM ATTACK PER SET

Set	K	E	TA	Pct
1	17	6	35	.314
2	9	14	36	-.139
3	15	5	34	.294
4	13	9	32	.125

## Canada West vs. Manitoba

Nov. 4, 2011 at Calgary

##	Manitoba	SP	K	E	TA	PCT	A	SA	SE	RE	DIG	BS	BA	BE	BHE
5	Dane Pischke	4	21	3	39	.462	0	0	3	0	9	2	0	0	2
6	Joseph Brooks	4	2	2	14	.000	0	0	1	0	0	1	3	0	0
7	Ryan Munt	4	4	5	15	-.067	0	2	1	0	8	0	0	0	0
8	Chris Komishon	4	2	1	7	.143	37	0	1	0	4	1	4	0	0
9	Evan Jackson	2	5	1	11	.364	0	0	0	1	0	1	0	1	0
12	Chris Voth	4	10	3	31	.226	4	1	4	1	5	0	2	0	0
1	Derek Nieroda	4	0	0	0	.000	0	0	0	1	7	0	0	0	0
2	Konrad Korkowski	4	0	0	0	.000	0	0	1	0	0	0	0	0	0
4	Scott Friesen	2	1	0	1	1.000	0	0	0	0	1	0	0	0	0
15	Carson Kauenhowen	2	3	0	5	.600	1	0	0	0	2	1	1	0	0
Totals.....		4	48	15	123	.268	42	3	12	2	37	5	11	0	2

### TEAM ATTACK PER SET

Set	K	E	TA	Pct
1	14	4	37	.270
2	6	8	27	-.074
3	14	1	28	.464
4	14	2	31	.387

### SET SCORES

	1	2	3	4
Manitoba	25	11	25	25
Calgary	2	25	18	20

##	Calgary	SP	K	E	TA	PCT	A	SA	SE	RE	DIG	BS	BA	BE	BHE
4	Jovan Jankovic	4	4	1	9	.333	1	0	2	1	3	1	3	0	1
6	Graham Vigrass	4	7	3	23	.174	3	0	0	0	2	0	4	0	0
7	Chris Hoag	4	12	10	33	.061	0	0	0	1	14	0	1	0	0
9	Jay Blankenau	4	5	1	8	.500	44	0	0	0	10	0	2	0	0
10	Allen Meek	4	19	6	44	.295	1	0	2	0	7	0	3	0	0
15	Will Young	1	0	0	2	.000	0	0	0	0	3	0	0	0	0
1	Levi Nutma	3	7	3	12	.333	0	2	5	0	3	0	1	0	0
11	Andrew Visser	3	0	0	0	.000	0	0	1	0	0	0	0	0	0
13	Greg Mann	1	0	0	0	.000	0	0	0	0	0	0	0	0	0
14	Jace Richards	4	0	0	0	.000	0	0	0	1	5	0	0	0	0
Totals.....		4	54	24	131	.229	49	2	10	3	47	1	14	0	1

### TEAM ATTACK PER SET

Set	K	E	TA	Pct
1	15	10	42	.119
2	12	3	25	.360
3	14	5	30	.300
4	13	6	34	.206



## Canada West vs. Alberta

Jan. 27, 2012 at Edmonton

##	Calgary	SP	K	E	TA	PCT	A	SA	SE	RE	DIG	BS	BA	BE	BHE
1	Levi Nutma	4	5	3	20	.100	0	2	4	1	3	0	0	0	0
6	Graham Vigrass	4	4	0	7	.571	33	2	0	0	5	1	1	0	0
7	Chris Hoag	4	4	5	14	-.071	3	2	4	1	0	2	2	0	0
10	Allen Meek	4	5	6	13	-.077	0	0	0	0	3	0	1	0	0
13	Greg Mann	4	5	4	14	.071	1	0	5	0	7	0	0	0	0
18	Ivan Kartev	4	13	1	20	.600	0	0	3	0	2	0	2	0	0
2	Trent Monagle	1	0	0	0	.000	0	1	0	0	0	0	0	0	0
3	Cory Meeuwisse	1	0	0	0	.000	1	0	0	0	1	0	0	0	0
8	Daniel Ryskamp	4	1	0	1	1.000	5	0	0	1	6	0			



## Non-conference vs. Queen's (Husky Dino Cup)

Oct. 22, 2011 at Calgary, AB

##	Queen's	SP	K	E	TA	PCT	A	SA	SE	RE	DIG	BS	BA	BE	BHE
1	Sidgwick, Will	3	4	2	11	.182	0	0	0	5	6	0	2	0	0
8	Taylor, Matthew	3	10	9	28	.036	0	1	0	0	4	0	1	0	0
12	Pitfield, Anthony	3	3	0	3	1.000	0	0	0	0	1	0	2	0	0
13	Amoroso, Michael	3	5	5	17	.000	1	0	0	0	1	0	4	1	0
14	Dakin, Jackson	3	1	1	2	.000	20	0	1	0	2	0	3	0	0
17	Tomlinson, Mike	2	1	4	8	-.375	0	0	4	0	2	0	0	0	0
2	Goyer, Philippe	3	1	4	8	-.375	1	1	0	0	5	0	2	0	0
3	Zeeman, Joren	2	0	0	0	.000	0	1	0	0	2	0	0	0	0
6	Oneid, Alex	3	0	0	0	.000	0	0	0	1	7	0	0	0	0
TEAM											1				
Totals.....		3	25	25	77	.000	22	3	5	7	30	0	14	1	0

### TEAM ATTACK PER SET

Set	K	E	TA	Pct
1	4	5	26	-.038
2	15	8	28	.250
3	6	12	23	-.261

### SET SCORES

	1	2	3
Queen's	16	22	17
Calgary	25	25	25

##	Calgary	SP	K	E	TA	PCT	A	SA	SE	RE	DIG	BS	BA	BE	BHE
1	Levi Nutma	3	6	7	18	-.056	1	1	3	0	3	0	7	0	0
2	Trent Monagle	3	5	1	13	.308	0	3	2	0	0	0	10	0	0
4	Jovan Jankovic	3	4	0	6	.667	1	2	2	0	1	0	6	1	0
7	Chris Hoag	3	9	2	18	.389	0	1	1	1	4	0	2	0	0
9	Jay Blankenau	3	1	0	1	1.000	31	0	1	0	6	0	3	0	0
10	Allen Meek	3	10	6	29	.138	0	0	1	0	5	1	9	0	0
8	Daniel Ryskamp	3	0	0	0	.000	0	0	0	2	4	0	0	0	0
11	Andrew Visser	1	0	0	0	.000	0	0	0	0	0	0	0	0	0
Totals.....		3	35	16	85	.224	33	7	10	3	23	1	37	1	0

### TEAM ATTACK PER SET

Set	K	E	TA	Pct
1	16	5	33	.333
2	8	5	27	.111
3	11	6	25	.200



## Non-conference vs. Alberta (Husky Dino Cup)

Oct. 20, 2011 at Calgary

##	Alberta	SP	K	E	TA	PCT	A	SA	SE	RE	DIG	BS	BA	BE	BHE
1	Jarron Mueller	5	1	1	4	.000	45	0	3	0	10	0	4	2	0
3	Tristan Aubry	5	9	2	17	.412	1	2	0	0	1	0	6	0	0
8	Jay Olmstead	1	2	1	6	.167	0	0	0	0	2	0	1	0	0
10	Taylor Hunt	5	14	6	29	.276	0	0	4	1	10	0	1	0	0
13	Mitch Irvine	5	21	9	50	.240	2	0	3	0	8	0	4	0	1
16	Matt McCreary	5	3	5	15	-.133	1	1	1	0	1	1	4	0	0
4	Tegan McGraw	2	0	0	0	.000	0	0	0	1	0	1	0	0	0
5	Erik Mattson	5	0	0	0	.000	2	0	0	1	13	0	0	0	0
12	Ryley Barnes	5	7	5	17	.118	1	1	2	1	4	0	2	1	0
TEAM											1				
Totals.....		5	57	29	138	.203	52	4	14	4	50	1	22	3	1

### TEAM ATTACK PER SET

Set	K	E	TA	Pct
1	15	10	44	.114
2	12	9	30	.100
3	13	4	25	.360
4	11	2	25	.360
5	6	4	14	.143

### SET SCORES

	1	2	3	4	5
Alberta	27	21	25	25	12
Calgary	29	25	18	19	15

##	Calgary	SP	K	E	TA	PCT	A	SA	SE	RE	DIG	BS	BA	BE	BHE
2	Trent Monagle	5	8	1	16	.438	1	0	1	0	2	0	6	0	1
4	Jovan Jankovic	5	9	1	16	.500	0	2	2	0	3	0	3	0	0
7	Chris Hoag	5	22	12	51	.196	1	0	4	1	7	0	2	0	0
9	Jay Blankenau	5	4	2	9	.222	47	0	7	0	10	1	4	0	1
11	Andrew Visser	5	7	6	27	.037	2	1	0	1	4	0	2	0	0
13	Greg Mann	3	3	2	13	.077	1	0	5	0	2	0	0	0	0
8	Daniel Ryskamp	5	0	0	0	.000	0	0	0	2	6	0	0	0	0
10	Allen Meek	4	5	1	14	.286	1	1	1	0	3	0	1	0	0
14	Jace Richards	4	0	0	0	.000	0	0	0	0	1	0	0	0	0
Totals.....		5	58	25	146	.226	53	4	20	4	38	1	18	0	2

### TEAM ATTACK PER SET

Set	K	E	TA	Pct
1	15	7	45	.178
2	10	2	26	.308
3	12	6	27	.222
4	11	7	34	.118
5	10	3	14	.500

## Non-conference vs. Queen's (Husky Dino Cup)

Oct. 21, 2011 at Calgary, AB

##	Queen's	SP	K	E	TA	PCT	A	SA	SE	RE	DIG	BS	BA	BE	BHE
1	Sidgwick, Will	5	17	9	43	.186	0	0	1	0	7	1	3	1	0
8	Taylor, Matthew	5	11	6	31	.161	1	1	3	6	10	0	2	0	0
12	Pitfield, Anthony	5	3	3	13	.000	1	1	2	0	0	1	6	0	0
13	Amoroso, Michael	5	9	4	21	.238	0	1	1	0	3	0	7	1	0
14	Dakin, Jackson	5	4	0	7	.571	45	3	1	0	8	1	4	2	0
17	Tomlinson, Mike	5	11	7	27	.148	1	0	5	0	3	0	4	0	0
5	Glantz, Jacob	3	0	0	0	.000	0	1	0	0	0	0	0	0	0
6	Oneid, Alex	4	0	0	0	.000	0	0	0	0	0	0	0	0	0
10	Nusbaum, Aaron	1	0	0	0	.000	0	0	0	0	1	0	0	0	0
15	Rukavina, Niko	5	0	0	1	.000	0	0	0	1	14	0	0	0	0
Totals.....		5	55	29	143	.182	48	7	13	7	46	3	26	4	0

### TEAM ATTACK PER SET

Set	K	E	TA	Pct
1	10	7	26	.115
2	10	4	28	.214
3	16	8	45	.178
4	13	6	30	.233
5	6	4	14	.143

### SET SCORES

	1	2	3	4	5
Queen's	25	25	29	24	15
Calgary	23	23	31	26	12

##	Calgary	SP	K	E	TA	PCT	A	SA	SE	RE	DIG	BS	BA	BE	BHE
1	Levi Nutma	5	24	12	48	.250	1	0	6	0	10	2	1	0	0
4	Jovan Jankovic	5	6	2	13	.308	2	1	5	1	3	0	1	0	0
7	Chris Hoag	5	14	6	36	.222	1	4	0	1	5	0	1	0	0
9	Jay Blankenau	5	2	1	5	.200	52	2	8	0	12	0	3	0	0
11	Andrew Visser	5	8	5	26	.115	1	0	0	3	4	0	4	0	0
18	Ivan Kartev	5	9	4	23	.217	0	0	4	0	0	1	7	0	0
2	Trent Monagle	1	0	0	0	.000	0	0	0	0	0	0	0	0	0
8	Daniel Ryskamp	5	0	0	0	.000	2	0	0	1	12	0	0	0	0
14	Jace Richards	4	0	0	0	.000	0	0	0	0	0	0	0	0	0
TEAM											1				
Totals.....		5	63	30	151	.219	59	7	23	7	46	3	17	0	0

### TEAM ATTACK PER SET

Set	K	E	TA	Pct
1	12	8	27	.148
2	15	7	28	.286
3	17	7	50	.200
4	13	7	30	.200
5	6	1	16	.312





# ALL-TIME MEN'S VOLLEYBALL HONOURS

**BLG Award – CIS Athlete of the Year**

1993 Andy Cameron

**CIS Player of the Year**

1982 Mark Kolodziej  
1989 Randy Gingera  
1991 Tom Elser  
2002 Denis Zhukov  
2011 Graham Vigrass

**CIS Championship MVP**

1989 Randy Gingera  
1993 Andy Cameron  
2010 Graham Vigrass

**CIS Community Service Award**

1999 Adrian Wouts

**First Team All-Canadians**

1982 Brian Newman  
1982 Mark Kolodziej  
1988 Randy Gingera  
1989 Randy Gingera  
1990 Tom Elser  
1991 Tom Elser  
1992 Kelly Grosky  
1993 Andy Cameron  
1994 Kevin Boyles  
1996 Steve Cann  
1997 Steve Cann  
2002 Denis Zhukov  
2011 Graham Vigrass

**Second Team All-Canadians**

1985 Rod Walsh  
1989 Kevin Boyles  
1989 Tom Elser  
1993 Blair McDermid  
1999 Jeremy Wilcox  
2001 Denis Zhukov  
2009 Omar Langford  
2010 Oleg Podporin

**CIS All-Rookie Team**

2008 Ciaran McGovern  
2009 Chris Hoag

**Canada West Coach of the Year**

1989 Greg Ryan  
1991 Greg Ryan  
1992 Greg Ryan  
1993 Greg Ryan  
2011 Rod Durrant

**Canada West Player of the Year**


1982 Mark Kolodziej  
1989 Randy Gingera  
1991 Tom Elser  
1993 Andy Cameron  
1994 Kevin Boyles  
1996 Steve Cann  
2002 Denis Zhukov  
2011 Graham Vigrass

**First Team Canada West All-Stars**

1978 Greg Ryan  
1978 Mark Kolodziej  
1980 Art O'Dwyer  
1982 Mark Kolodziej  
1982 Brian Newman  
1983 Randy Moncks  
1984 Tony Wells  
1985 Rod Walsh  
1985 Tom Elser  
1985 Paul Paskevich  
1987 Kevin Boyles  
1987 Randy Gingera  
1988 Randy Gingera  
1988 Kelly Grosky  
1989 Kevin Boyles  
1989 Tom Elser  
1989 Randy Gingera  
1989 Kelly Grosky  
1990 Tom Elser  
1990 Bruce Edwards  
1991 Tom Elser  
1992 Kelly Grosky  
1992 Chris Parsons  
1992 Andy Cameron  
1993 Andy Cameron  
1993 Blair McDermid  
1993 Jeff Wenzel  
1994 Kevin Boyles  
1994 Jeff Wenzel  
1996 Steve Cann  
1997 Steve Cann  
1998 Adrian Wouts  
1999 Jeremy Wilcox  
1999 Bill Byma  
2000 Jeremy Wilcox  
2001 Denis Zhukov  
2002 Denis Zhukov  
2003 Denis Zhukov  
2009 Omar Langford  
2010 Oleg Podporin  
2011 Graham Vigrass  
2011 Jay Blankenau  
2012 Graham Vigrass

**Second Team Canada West All-Stars**

1978 Richard McDonald  
1978 Lee Tipman  
1979 Brian Newman  
1979 Art O'Dwyer  
1980 Paul Paskevich  
1981 Art O'Dwyer  
1982 Randy Moncks  
1982 Grant Pescod  
1983 Jeff Johnston  
1984 Paul Paskevich  
1985 Tony Wells  
1986 Kevin Boyles  
1987 Kelly Grosky  
1988 Kevin Boyles  
1990 Jeff Wenzel  
1990 Andy Cameron  
1991 Bruce Edwards  
1991 Blair McDermid  
1992 Blair McDermid  
1993 Kris Qually  
1995 Blair McDermid  
1995 Steve Cann  
1995 Benj Heinrichs  
1996 Jeremy Herbert  
1999 Adrian Wouts  
2000 Denis Zhukov  
2000 Bill Byma  
2001 Bill Byma  
2001 Wes Montgomery  
2004 Sean Kendal  
2005 Eric von Engelbrechten  
2008 Omar Langford  
2009 Ciaran McGovern  
2010 Ciaran McGovern



**ANDY CAMERON**  
Inaugural winner of the BLG Award, 1993



# PLAYER PROFILES

## TRAVIS BANKS

#5

**Height** 6'2" **Weight** 190 **Position** Setter  
**Hometown** Grande Prairie, Alta. **Faculty** Schulich School of Engineering  
**Last Team** Mount Royal University **Year** 2

**2011-12:** Appeared in six matches for the Dinos, starting for the team in the series against Saskatchewan in mid-January ... recorded 103 set assists on the year, an average of 7.36 per set ... also picked up 13 digs and a pair of service aces ...

**Before UC:** Joined the Dinos after a season at Mount Royal University ... MVP of the 2009 4A provincial champion Grande Prairie High School ... spent three years with Team Alberta from 2008-10, winning western elites in 2008 and 2009 and finishing second at the NTCC tournament in 2010 ...

**Personal:** Parents Barry and Joan ... full name Travis Lee Banks ... 2010 graduate of Grande Prairie Composite High School ...



### CAREER STATS

Season	SP	MP	K	K/S	E	TA	Pct	A	A/S	SA	SA/S	SE	DIG	D/S	RE	BS	BA	TB	B/S	BE	BHE	Points	Pts/S
2011-12	14	6	1	0.07	0	5	.200	103	7.36	2	0.14	1	13	0.93	0	0	4	4	0.29	0	3	5.0	0.36
TOTAL	14	6	1	0.07	0	5	.200	103	7.36	2	0.14	1	13	0.93	0	0	4	4	0.29	0	3	5.0	0.36

## JAY BLANKENAU

#9

**Height** 6'4" **Weight** 195 **Position** Setter  
**Hometown** Sherwood Park, Alta. **Faculty** Arts  
**Last Team** Mount Royal University **Year** 5

**2011-12:** Started 16 of the 20 matches on the season for the Dinos ... finished with a career high 43 kills on the year while adding 628 assists ... finishes his career with 1,508 assists in CIS competition, putting him at No. 3 on the Dinos' all-time list ...

**2010-11:** Averaged nearly 10.7 assists per set as the starting setter for the Dinos ... appeared in 61 sets, recording 651 assists on the year ... named a first team Canada West all-star ... named to Team Canada for the 2011 Summer Universiade in Shenzhen, China ...

**2009-10:** Transferred up Crowchild trail to join the Dinos ... appeared in 43 sets, recording 229 assists during conference play ... took over the setter spot with the team down 2-0 to Dalhousie in the national quarterfinal at Kamloops, B.C. ... quarterbacked the Dinos the rest of the way at the CIS tournament, winning the 2010 national title with a 3-2 win over Alberta and a 3-1 win over Trinity Western ... named a tournament all-star at the 2010 CIS Championship ...

**Before UC:** Spent two years at Mount Royal College (ACAC), where he was twice an All-Conference selection and once a CCAA All-Canadian at the setter position ... won a CCAA National Championship in his rookie season with the Cougars in 2008 ... was a member of Team Canada at both the NORCECA and world junior competitions in the summer of 2009, along with teammate Ciaran McGovern ... was a four year member of the Alberta provincial team ...

**Personal:** Parents Mike and Shannon ... graduate of Bev Facey High School in Sherwood Park ... also played basketball and handball ...



### CAREER STATS

Season	SP	MP	K	K/S	E	TA	Pct	A	A/S	SA	SA/S	SE	DIG	D/S	RE	BS	BA	TB	B/S	BE	BHE	Points	Pts/S
2009-10	43	15	7	0.16	2	17	.294	229	5.33	7	0.16	4	62	1.44	0	1	11	12	0.28	0	5	20.5	0.47
2010-11	61	18	27	0.44	8	55	.345	651	10.67	6	0.10	19	118	1.93	0	5	37	42	0.69	0	5	56.5	0.92
2011-12	57	16	43	0.75	12	91	.341	628	11.02	6	0.11	16	134	2.35	0	7	34	41	0.72	1	2	73.0	1.28
TOTAL	161	49	77	0.48	22	163	.337	1508	9.37	19	0.12	39	314	1.95	0	13	82	95	0.59	1	12	150.0	0.93



# CONNOR FREHLICH

# #12

**Height** 6'3" **Weight** 196 **Position** Left side  
**Hometown** Calgary, Alta. **Faculty** Science  
**Last Team** Elite West Volleyball Club **Year** 2

**2011-12:** Redshirted with the Dinos, did not appear during conference play ...

**2010-11:** Appeared in one set during conference play ... recorded one kill on four attempts

**Before UC:** Spent three years as a member of Team Alberta (2008-10) ... named to the all-tournament team at the Junior Olympics volleyball event ... played for former Dinos head coach Brad Kilb at the Elite West Volleyball Club ...

**Personal:** Parents Blaine and Lisa ... full name Connor John Frehlich ... graduate of Calgary's Bishop Carroll High School ... studying chemistry in the Faculty of Science at the University of Calgary ...

### CAREER STATS

Season	SP	MP	K	K/S	E	TA	Pct	A	A/S	SA	SA/S	SE	DIG	D/S	RE	BS	BA	TB	B/S	BE	BHE	Points	Pts/S
2010-11	1	1	1	1.00	2	4	-.250	0	0.00	0	0.00	0	0	0.00	0	0	0	0	0.00	0	0	1.00	1.00
2011-12	0	0	0	0.00	0	0	.000	0	0.00	0	0.00	0	0	0.00	0	0	0	0	0.00	0	0	0.00	0.00
TOTAL	1	1	1	1.00	2	4	-.250	0	0.00	0	0.00	0	0	0.00	0	0	0	0	0.00	0	0	1.00	1.00



# CHRIS HOAG

# #7

**Height** 6'4" **Weight** 175 **Position** Left side  
**Hometown** Sherbrooke, Que. **Faculty** Arts  
**Last Team** Cégep de Sherbrooke **Year** 4

**2011-12:** Started all 20 matches for the Dinos, easily beating his previous career highs with 183 kills and 136 digs ... team captain ... led the Dinos defensively with his 136 digs ... also recorded a team-high 16 service aces on the year ...

**2010-11:** Appeared in 59 sets on the left side ... recorded career highs in kills (106) and digs (109) as well as a career-best hitting percentage of .156 ...

**2009-10:** Appeared in 44 sets, scoring 70 kills and recording 61 digs ... put up 16 kills and 18 digs at the CIS championship tournament, helping the Dinos win the national title ...

**2008-09:** Appeared in 75 sets in a starting role on the left side ... recorded 122 kills, 95 digs and 26 blocks ... ranked ninth in the Canada West playoffs with an impressive 0.343 hitting percentage ... named to the CIS All-Rookie team ... won Bill Popplewell Award as UC Men's Rookie of the Year ...

**Before UC:** Played two years at Cégep de Sherbrooke ... named MVP of the Quebec college league in 2008 ... CCAA All-Canadian in 2007-08 ... two-time athlete of the year at Cégep de Sherbrooke ... twice named an NTCC all-star with Team Quebec ... under CIS rules, not charged eligibility for Cégep participation, joining the Dinos as a freshman ...

**Personal:** Parents Glenn and Donna ... full name Christopher Glenn Hoag ... studying economics in the Faculty of Social Sciences ... born in Ottawa ... lived most of his life in Quebec and throughout Europe ... father Glenn is a world-renowned volleyball coach and current head coach of the Canadian men's national team ... began high school in Paris before graduating in Sherbrooke, Que. ... graduate of Séminaire de Sherbrooke (high school) ...

### CAREER STATS

Season	SP	MP	K	K/S	E	TA	Pct	A	A/S	SA	SA/S	SE	DIG	D/S	RE	BS	BA	TB	B/S	BE	BHE	Points	Pts/S
2008-09	60	17	87	1.45	53	235	.145	9	0.15	10	0.17	33	80	1.33	15	2	20	22	0.37	3	0	109.0	1.82
2009-10	44	13	70	1.59	46	198	.121	6	0.14	5	0.11	8	61	1.39	10	0	15	15	0.34	0	1	82.5	1.86
2010-11	59	16	106	1.80	63	276	.156	11	0.19	10	0.17	22	109	1.85	11	2	31	33	0.56	0	1	133.5	2.25
2011-12	71	20	183	2.58	101	470	.174	16	0.23	16	0.23	34	136	1.92	8	5	32	37	0.52	4	2	220.0	3.10
TOTAL	234	66	446	1.91	263	1179	.155	42	0.18	41	0.18	97	386	1.65	44	9	98	107	0.46	7	4	545.0	2.33



# JOVAN JANKOVIC

#4

**Height** 6'10 **Weight** 200 **Position** Middle  
**Hometown** Pancevo, Serbia **Faculty** Science  
**Last Team** Tehnička Škola **Year** 2

**2011-12:** Appeared in seven matches and 23 sets on the year before suffering a late-season injury ... recorded 16 kills and a .195 attack percentage ...

**2010-11:** Redshirted with the Dinos ...

**Before UC:** Spent two seasons as a member of the Junior National Team in his native Serbia ... also a reserve member on the Serbian senior national team ...

**Personal:** Hopes to play volleyball professionally ... interests include ecology and chemistry as he studies in the University of Calgary's Faculty of Science ...



## CAREER STATS

Season	SP	MP	K	K/S	E	TA	Pct	A	A/S	SA	SA/S	SE	DIG	D/S	RE	BS	BA	TB	B/S	BE	BHE	Points	Pts/S
2010-11	0	0	0	0.00	0	0	.000	0	0.00	0	0.00	0	0	0.00	0	0	0	0	0.00	0	0	0.00	0.00
2011-12	23	7	16	0.70	8	41	.195	3	0.13	5	0.22	11	11	0.48	1	3	16	19	0.83	3	2	32.0	1.39
TOTAL	23	7	16	0.70	8	41	.195	3	0.13	5	0.22	11	11	0.48	1	3	16	19	0.83	3	2	32.0	1.39

# IVAN KARTEV

#18

**Height** 7'1" **Weight** 218 **Position** Middle  
**Hometown** Calais, France **Faculty** Arts  
**Last Team** Keyano College **Year** 2

**2011-12:** Gained a position as a starter late in the season with an injury to Jovan Jankovic ... appeared in 11 matches and 28 sets on the season ... recorded 34 kills, along with 29 blocks – the sixth-best total on the team during the season ... added 17 more kills and an addition 20 blocks in 18 sets during the playoffs ...

**Before UC:** Joined the Dinos after a year at Keyano College in Fort McMurray, Alta ... led the ACAC in blocks in the 2010-11 season ... spent time with the French youth national team (2006-08) and junior national team (2008-09) ... won gold at the European youth championship in 2007 in Vienna, Austria ... captured a bronze medal at the 2007 youth world championship in Tijuana, Mexico ...



**Personal:** Parents Krazimir and Matilda ... full name Ivan Krassimirov Kartev ... born in Plovdiv, Bulgaria but grew up in Calais, France ... father Krazimir played on the Bulgarian junior national team in the mid-1970s, then professionally in Bulgaria for 11 years from 1976-87 ...

## CAREER STATS

Season	SP	MP	K	K/S	E	TA	Pct	A	A/S	SA	SA/S	SE	DIG	D/S	RE	BS	BA	TB	B/S	BE	BHE	Points	Pts/S
2011-12	28	11	34	1.21	10	76	.316	2	0.07	3	0.11	12	9	0.32	0	0	29	29	1.04	0	0	51.5	1.82
TOTAL	28	11	34	1.21	10	76	.316	2	0.07	3	0.11	12	9	0.32	0	0	29	29	1.04	0	0	51.5	1.82



# JONATHAN LEE

# #16

**Height** 6'1"   **Weight** 190   **Position** Libero  
**Hometown** Edmonton, Alta.   **Faculty** Science  
**Last Team** SAIT Polytechnic   **Year** 4

**2011-12:** Redshirted with the Dinos ...

**Before UC:** Spent three seasons with the SAIT Trojans as a libero ... finished second on the team with 108 digs in the 2010-11 season, his final year with SAIT ...

**Personal:** Parents Jong and Hyo ... full name Jonathan Soohyun Lee ... 2007 graduate of Edmonton's Harry Ainlay High School ...



# GREG MANN

# #13

**Height** 6'7"   **Weight** 220   **Position** Left side  
**Hometown** Brisbane, Australia.   **Faculty** Science  
**Last Team** NAIT   **Year** 3

**2011-12:** Appeared in 16 matches and 39 sets for the Dinos ... recorded 74 kills and 12 service aces, hitting at a .246 clip during the year ... added 52 digs and 20 blocks ... picked up 29 kills in one weekend as the Dinos swept Saskatchewan Jan. 20-21 to earn the Dinos Athlete of the Week honour, putting up a .510 hitting percentage on the weekend ...

**Before UC:** Played two seasons with the NAIT Oaks in Edmonton ... recorded more than a quarter of his team's kills in the 2010-11 season with 225, averaging 3.31 per set ... named a first team ACAC all-star in 2011 ... represented Australia on the beach volleyball world tour in 2007 and 2008 ...

**Personal:** Parents Bruce and Tracey ...full name Gregory Cameron Mann ... 2006 graduate of Cleveland High School in his native Brisbane, Australia ... born in Blacktown, New South Wales ... studying biology in the Faculty of Science after a two-year stint at NAIT in Edmonton ... hopes to play professionally overseas following this time in CIS volleyball ...



## CAREER STATS


Season	SP	MP	K	K/S	E	TA	Pct	A	A/S	SA	SA/S	SE	DIG	D/S	RE	BS	BA	TB	B/S	BE	BHE	Points	Pts/S
2011-12	28	11	34	1.21	10	76	.316	2	0.07	3	0.11	12	9	0.32	0	0	29	29	1.04	0	0	51.5	1.82
TOTAL	28	11	34	1.21	10	76	.316	2	0.07	3	0.11	12	9	0.32	0	0	29	29	1.04	0	0	51.5	1.82



# ALLEN MEEK

# #10

**Height** 6'2" **Weight** 181 **Position** Right side  
**Hometown** Sherwood Park, Alta. **Faculty** Open Studies  
**Last Team** Mount Royal University **Year** 5



**2011-12:** Led the Dinos with 234 kills on the season, bettering his career total by 62 ... attacked at a .207 clip ... also recorded career highs with 112 digs, 12 service aces, and 58 total blocks ...

**2010-11:** Returned to the team after a one-year hiatus ... started on the right side for the Dinos, putting up 172 kills and a .264 hitting percentage ... recorded 71 digs and 39 total blocks, along with 10 service aces ... led the Dinos with 21 kills against Brandon in the conference championship match as Calgary won its first Canada West title since 1994 ...

**2008-09:** Appeared in 45 sets during his first CIS season ... recorded 100 kills and 22 blocks ...

**Before UC:** Spent two seasons with Mount Royal (ACAC) ... named ACAC player of the year in 2007-08 ... a CCAA all-Canadian in 2008 ... led the Cougars to the 2008 Canadian colleges national championship ... a national all-star at the juvenile club level in 2006 ... a veteran of the Alberta provincial team program ...

**Personal:** Parents Gary and Helen ... full name Allen James Meek ... born in Edmonton ... graduate of Salisbury Composite High School in Sherwood Park, Alta. ... two older sisters played NCAA Division I volleyball: Sarah (Univ. of Idaho) and Colette (Arizona State Univ.) ... both sisters also played professionally in Europe ... hopes to follow in their footsteps and play pro following his CIS career ...

## CAREER STATS

Season	SP	MP	K	K/S	E	TA	Pct	A	A/S	SA	SA/S	SE	DIG	D/S	RE	BS	BA	TB	B/S	BE	BHE	Points	Pts/S
2008-09	45	13	100	2.22	48	235	.221	3	0.07	5	0.11	21	30	0.67	0	2	20	22	0.49	0	0	117.0	2.60
2010-11	63	18	172	2.73	72	379	.264	10	0.16	6	0.10	24	71	1.13	0	8	31	39	0.62	2	0	201.5	3.19
2011-12	70	20	234	3.34	116	571	.207	16	0.23	12	0.17	24	112	1.60	1	5	53	58	0.83	1	0	277.5	3.96
<b>TOTAL</b>	<b>178</b>	<b>51</b>	<b>506</b>	<b>2.84</b>	<b>236</b>	<b>1185</b>	<b>.228</b>	<b>29</b>	<b>0.16</b>	<b>23</b>	<b>0.13</b>	<b>69</b>	<b>213</b>	<b>1.20</b>	<b>1</b>	<b>15</b>	<b>104</b>	<b>119</b>	<b>0.67</b>	<b>3</b>	<b>0</b>	<b>596.0</b>	<b>3.35</b>

# CORY MEEUWISSE

# #3

**Height** 6'0" **Weight** 170 **Position** Libero  
**Hometown** Calgary, Alta. **Faculty** Kinesiology  
**Last Team** Elite West VC **Year** 1



**2011-12:** Appeared in two sets for the Dinos, recording one assist and one dig ...

**2010-11:** Redshirted with the Dinos ...

**Before UC:** Played for the Elite West volleyball club ... named to the Alberta provincial U17 team in 2009 ...

**Personal:** Parents Winne and Mary Beth ... full name Cory Hendrik Meeuwisse ... 2010 graduate of Calgary's Sir Winston Churchill High School ... studying in the Faculty of Kinesiology ... father Winne is a physician at the University of Calgary's Sports Medicine Centre and the Canadian Sport Centre, Calgary ... hopes to gain admission to medical school and become a surgeon ...

## CAREER STATS

Season	SP	MP	K	K/S	E	TA	Pct	A	A/S	SA	SA/S	SE	DIG	D/S	RE	BS	BA	TB	B/S	BE	BHE	Points	Pts/S
2011-12	2	2	0	0.00	0	0	.000	1	0.50	0	0.00	0	1	0.50	0	0	0	0	0.00	0	0	0.0	0.00
<b>TOTAL</b>	<b>2</b>	<b>2</b>	<b>0</b>	<b>0.00</b>	<b>0</b>	<b>0</b>	<b>.000</b>	<b>1</b>	<b>0.50</b>	<b>0</b>	<b>0.00</b>	<b>0</b>	<b>1</b>	<b>0.50</b>	<b>0</b>	<b>0</b>	<b>0</b>	<b>0</b>	<b>0.00</b>	<b>0</b>	<b>0</b>	<b>0.0</b>	<b>0.00</b>



# TRENT MONAGLE

#2

**Height** 6'7" **Weight** 180 **Position** Middle  
**Hometown** Grande Prairie, Alta. **Faculty** Open Studies  
**Last Team** Grande Prairie Composite HS **Year** 2

**2011-12:** Played 18 of the 20 matches on the season, seeing the floor in 47 sets ... recorded 43 kills on 93 attempts for a .247 hitting percentage ... also recorded 40 total blocks on the season ...

**2010-11:** Appeared in one match for the Dinos on the season ...

**Before UC:** Alberta provincial high school champion with Grande Prairie Composite in 2008-09 ... named most improved player on that team ... tournament all-star at the 2009 club nationals ... member of Team Alberta in both 2008 and 2009 ... won the Western Elites title both years with the provincial team ...

**Personal:** Parents Blaine and Lynn ... full name Trent Nicholas Monagle ... an Open Studies student, planning to transfer into the Haskayne School of Business ... would like to be an entrepreneur following graduation ...

**CAREER STATS**

Season	SP	MP	K	K/S	E	TA	Pct	A	A/S	SA	SA/S	SE	DIG	D/S	RE	BS	BA	TB	B/S	BE	BHE	Points	Pts/S
2010-11	3	1	0	0.00	0	1	.000	0	0.00	0	0.00	1	0	0.00	0	0	1	1	0.33	0	0	0.5	0.00
2011-12	47	18	43	0.91	20	93	.247	6	0.13	7	0.15	23	11	0.23	0	5	35	40	0.85	3	0	72.5	1.53
TOTAL	50	19	43	0.86	20	94	.245	6	0.12	7	0.14	24	11	0.22	0	5	36	41	0.82	3	0	73.0	1.46



# LEVI NUTMA

#1

**Height** 6'2" **Weight** 200 **Position** Left side  
**Hometown** Calgary, Alta. **Faculty** Arts  
**Last Team** Mount Royal University **Year** 5

**2011-12:** Played 16 matches during the conference season ... recorded 113 kills and 59 digs on the year ... scored a season-high 18 kills in Game 3 of the Dinos' quarterfinal playoff series against Brandon, hitting at a .469 efficiency to lead Calgary to the Final Four and a spot at the national tournament ...

**2010-11:** Transferred north to join the Dinos along with MRU teammates Andrew Visser and Jace Richards ... used in a double sub off the bench with setter Ciaran McGovern ... appeared in 11 matches and 27 sets, recording 30 kills and an impressive .333 hitting percentage ... took over for the injured Chris Hoag during the Canada West playoffs ...

**Before UC:** Spent three seasons at Mount Royal University in the ACAC ... a rookie on the Cougars' 2008 CCAA national championship team ... named MRU's most valuable player in the 2009-10 season ... two-time Team Alberta member in 2005 and 2007 ...

**Personal:** Parents Harry and Miriam ... studying economics in the Faculty of Arts ... hopes to travel Europe following graduation ... graduate of Calgary Christian School along with former teammate Ciaran McGovern ...

**CAREER STATS**

Season	SP	MP	K	K/S	E	TA	Pct	A	A/S	SA	SA/S	SE	DIG	D/S	RE	BS	BA	TB	B/S	BE	BHE	Points	Pts/S
2010-11	27	11	30	1.11	10	60	.333	0	0.00	0	0.00	4	8	0.30	0	1	5	6	0.22	1	0	33.5	1.22
2011-12	48	16	113	2.35	54	260	.227	4	0.08	9	0.19	42	59	1.23	7	1	17	18	0.38	1	1	131.5	2.73
TOTAL	75	27	143	1.91	64	320	.247	4	0.05	9	0.12	46	67	0.89	7	2	22	24	0.32	2	1	165.0	2.20



# JACE RICHARDS

# #14

**Height** 5'11" **Weight** 175 **Position** Libero  
**Hometown** Calgary, Alta. **Faculty** Kinesiology  
**Last Team** Mount Royal University **Year** 5



**2011-12:** Took over as the Dinos' libero late in the season ... appeared in 12 matches and 34 sets on the year, recording a total of 62 digs ...

**2010-11:** Transferred to the Dinos along with MRU teammates Levi Nutma and Andrew Visser ... appeared in two sets on the year as a serving sub, recording one dig ...

**Before UC:** Spent three seasons with the Mount Royal University Cougars ... a rookie on MRU's 2008 Canadian colleges national championship team ... named to the all-tournament team at the 2005 Junior Olympics ... also played baseball, winning a national title with Calgary Weest and representing Canada at the 2001 Little League World Series in Williamsport, Penn. ...

**Personal:** Parents Sheldon and Jennifer ... full name Jace Austin Richards ... graduate of Calgary's Western Canada High School ... studying in the University of Calgary's Faculty of Kinesiology ... named to the Dean's List at Mount Royal ... enjoys woodworking ... hopes to become a firefighter ...

## CAREER STATS

Season	SP	MP	K	K/S	E	TA	Pct	A	A/S	SA	SA/S	SE	DIG	D/S	RE	BS	BA	TB	B/S	BE	BHE	Points	Pts/S
2010-11	2	2	0	0.00	0	0	.000	0	0.00	0	0.00	0	1	0.50	0	0	0	0	0.00	0	0	0.0	0.00
2011-12	34	12	0	0.00	0	0	.000	9	0.26	0	0.00	0	62	1.82	6	0	0	0	0.00	0	0	0.0	0.00
TOTAL	36	14	0	0.00	0	0	.000	9	0.25	0	0.00	0	63	1.75	6	0	0	0	0.00	0	0	0.0	0.00

# DANIEL RYSKAMP

# #8

**Height** 5'9" **Weight** 170 **Position** Libero  
**Hometown** Calgary, Alta. **Faculty** Arts  
**Last Team** Mount Royal University **Year** 4



**2011-12:** Started at libero for much of the season, appearing in 16 matches and 48 sets on the year ... averaged 1.75 digs per set with 84 total on the campaign ... added 19 set assists ...

**Before UC:** Spent three seasons in the ACAC, one with Lakeland College (Vermillion, Alta.) and two more with Mount Royal ... named and ACAC all-star in the 2007-08 season, when he was Lakeland's team MVP ... won a provincial 4A championship in high school in 2007 and a club national title in 2006 ...

**Personal:** Parents Phil and Janet ... full name Daniel James Ryskamp ... 2008 graduate of Calgary Christian High School ... studying sociology in the Faculty of Arts and hopes to become an elementary school teacher ...

## CAREER STATS

Season	SP	MP	K	K/S	E	TA	Pct	A	A/S	SA	SA/S	SE	DIG	D/S	RE	BS	BA	TB	B/S	BE	BHE	Points	Pts/S
2011-12	48	16	1	0.02	0	1	1.000	19	0.40	0	0.00	0	84	1.75	17	0	0	0	0.00	0	1	1.0	0.02
TOTAL	48	16	1	0.02	0	1	1.000	19	0.40	0	0.00	0	84	1.75	17	0	0	0	0.00	0	1	1.0	0.02



# GRAHAM VIGRASS

# #6

**Height** 6'7"    **Weight** 180    **Position** Middle  
**Hometown** Calgary, Alta.    **Faculty** Science  
**Last Team** Team Canada FISU (Canuck Volleyball Club)    **Year** 5

**2011-12:** Earned a second straight Canada West first team all-star nod ... finished his career with 844 kills, second all-time on the Dinos' list ... hit at a .330 clip, fifth best in Canada West ... started two



matches at setter during the season, demonstrating his impressive versatility ...

**2010-11:** Moved back to the middle ... finished second in the nation with a .397 hitting percentage and posted 3.94 kills per set to total 256 ... became the Dinos' all-time blocks leader with 199 through the first four years of his career ... named a first team Canada West all-star ... became the first Dino since Denis Zhukov (2002) to be named the Canada West player of the year ... first team All-Canadian and CIS men's volleyball player of the year ... all-star at the CIS championship tournament ... University of Calgary male athlete of the year ... Canada West male nominee for the BLG Award as the CIS athlete of the year ... represented Canada at the Summer Universiade in Shenzhen, China over the summer ...

**2009-10:** Named to the national junior team once more, joining teammates Jay Blankenau and Ciaran McGovern at the World Junior Championships in Pune, India ... moved to the right side from his usual middle position ... missed 10 weeks during the season with mononucleosis ... returned to the lineup for the stretch drive and the playoffs, posting a career-best 141 kills ... averaged 21 kills per match at the 2010 CIS championship in Kamloops, helping the Dinos win the national title ... named the CIS championship MVP ...

**2008-09:** Played in all 83 sets for the Dinos as a starting middle ... recorded 145 kills, 60 blocks, 34 digs and eight service aces ... was seventh in Canada West and second on the team to Oleg Podporin in hitting percentage, connecting on 41% of his attacks ...

**2007-08:** Named co-team rookie of the year along with setter Ciaran McGovern ... appeared in all 66 sets ... recorded 115 kills, second-best on the team ... named to the Junior National Team ... helped Team Canada to the silver medal at the NORCECA Junior Men's Championships in San Salvador, El Salvador ...

**Before UC:** Played at the Canuck Volleyball Club ... veteran of the youth national team program...

**Personal:** Parents Rick and Sandy ... full name Graham Saxton Vigrass ... won the Alexander Rutherford entrance scholarship ... graduate of Calgary's Western Canada High School ...

## CAREER STATS

Season	SP	MP	K	K/S	E	TA	Pct	A	A/S	SA	SA/S	SE	DIG	D/S	RE	BS	BA	TB	B/S	BE	BHE	Points	Pts/S
2007-08	66	18	115	1.74	26	247	.360	8	0.12	4	0.06	21	18	0.27	0	17	33	50	0.76	8	1	152.5	2.30
2008-09	68	18	128	1.88	29	243	.407	16	0.24	7	0.10	23	23	0.34	0	6	41	47	0.69	3	1	161.5	2.37
2009-10	43	12	141	3.28	46	330	.288	6	0.14	3	0.07	6	41	0.95	1	2	20	22	0.51	0	0	156.0	3.63
2010-11	65	18	256	3.94	62	489	.397	27	0.42	10	0.15	30	67	1.03	0	11	69	80	1.23	0	0	311.5	4.78
2011-12	66	18	204	3.09	58	443	.330	93	1.41	14	0.21	11	96	1.45	0	9	55	64	0.97	4	2	254.5	3.85
<b>TOTAL</b>	<b>308</b>	<b>84</b>	<b>844</b>	<b>2.74</b>	<b>221</b>	<b>1752</b>	<b>.356</b>	<b>150</b>	<b>0.49</b>	<b>38</b>	<b>0.12</b>	<b>91</b>	<b>245</b>	<b>0.80</b>	<b>1</b>	<b>45</b>	<b>218</b>	<b>263</b>	<b>0.85</b>	<b>15</b>	<b>4</b>	<b>1036.0</b>	<b>3.3</b>



# ANDREW VISSER

# #11

**Height** 6'3" **Weight** 210 **Position** Left side  
**Hometown** Calgary, Alta. **Faculty** Arts  
**Last Team** Mount Royal University **Year** 5

**2011-12:** Appeared in all 20 matches on the year for the Dinos, playing 52 sets mostly off the bench ... recorded 18 kills on 50 attempts, along with 20 digs, four blocks, and four service aces ...

**2010-11:** Joined the Dinos along with MRU teammates Jace Richards and Levi Nutma ... appeared in seven sets during the season, recording eight kills and a .500 percentage ...

**Before UC:** Spent three seasons with Mount Royal University from 2007-10 ... a rookie on the Cougars' 2008 Canadian colleges championship team ... named a second team all-star at the CCAA nationals in 2008 ... spent 2005 and 2007 summers with Team Alberta ...

**Personal:** Parents John and Cynthia ... full name Andrew William James Visser ... graduate of Springbank Community High School ... mother Cynthia played varsity badminton at Queen's University in Kingston, Ont. ... played drums in a punk band that toured Canada after being signed by a New York label ... studying archaeology in the Faculty of Arts ...



## CAREER STATS

Season	SP	MP	K	K/S	E	TA	Pct	A	A/S	SA	SA/S	SE	DIG	D/S	RE	BS	BA	TB	B/S	BE	BHE	Points	Pts/S
2010-11	7	5	8	1.14	2	12	.500	0	0.00	1	0.14	0	4	0.57	0	0	4	4	0.57	0	0	11.0	1.57
2011-12	52	20	18	0.35	9	50	.180	4	0.08	4	0.08	9	20	0.38	3	0	4	4	0.08	0	0	24.0	0.46
TOTAL	59	25	26	0.44	11	62	.242	4	0.07	5	0.08	9	24	0.41	3	0	8	8	0.14	0	0	35.0	0.59

# WILL YOUNG

# #15

**Height** 6'2" **Weight** 205 **Position** Left side  
**Hometown** Calgary, Alta. **Faculty** Kinesiology  
**Last Team** Mount Royal University **Year** 3

**2011-12:** Appeared in nine matches for the Dinos, seeing action in 15 sets ... used often as a serving and defensive substitution, recording 17 digs on the year ... racked up 20 kills on 53 attempts for a .302 hitting percentage ...

**Before UC:** Played two seasons with Mount Royal University in the ACAC ... earned an academic-athletic award from the ACAC ... also competed in beach volleyball, winning three provincial championships in the sand ... named to the all-tournament team at the Junior Olympics in Kentucky during his club career ...

**Personal:** Parents Chuck and Lesley ... full name William Charles Young ... 2007 graduate of Calgary's Sir Winston Churchill High School ... mother Lesley played basketball for the Dinos from 1973-76 ... brother Robert Young wrestled for the Dinos and was a Canada West champion in 2002, then switched to track and field and trained as a shot putter from 2007-10 ...



## CAREER STATS

Season	SP	MP	K	K/S	E	TA	Pct	A	A/S	SA	SA/S	SE	DIG	D/S	RE	BS	BA	TB	B/S	BE	BHE	Points	Pts/S
2011-12	15	9	20	1.33	4	53	.302	3	0.20	2	0.13	3	17	1.13	1	0	3	3	0.20	0	0	23.5	1.53
TOTAL	15	9	20	1.33	4	53	.302	3	0.20	2	0.13	3	17	1.13	1	0	3	3	0.20	0	0	23.5	1.53



# DINOS MEN'S VOLLEYBALL RECORD BOOK

(since rally point scoring introduced in 1999; 20 matches per season unless noted)

## Kills – Career

1073	Denis Zhukov	1999-03
<b>844</b>	<b>Graham Vigrass</b>	<b>2007-12</b>
693	Eric von Engelbrechten	2001-06
609	Omar Langford	2007-10
<b>506</b>	<b>Allen Meek</b>	<b>2008-09, 2010-12</b>
504	Sean Kendal	2002-05

## Kills – Season

408	Bill Byma	1999-00 (22 matches)
353	Denis Zhukov	2001-02
311	Denis Zhukov	1999-00 (22 matches)

## Kills – Average per set

4.36	Denis Zhukov	2001-02
4.28	Omar Langford	2009-09 (18 matches)
4.18	Omar Langford	2007-08 (18 matches)
<b>3.94</b>	<b>Graham Vigrass</b>	<b>2010-11 (18 matches)</b>
3.81	Bill Byma	1999-00

## Kills – Single match

30	Denis Zhukov	Jan 31/03 @ TWU
28	Omar Langford	Nov 23/07 @ MAN
	Omar Langford	Jan. 10/09 vs. UBC
27	Omar Langford	Nov. 29/08 @ REG
	Omar Langford	Nov. 28/08 @ REG
<b>26</b>	<b>Graham Vigrass</b>	<b>Mar. 13/10 vs. ALTA (CIS)</b>
25	Denis Zhukov	Jan 24/03 @ WPG
	Omar Langford	Feb. 13/09 vs. WPG (PO)

## Assists – Career (recorded since 2002-03)

2652	Glen Handley	2001-07
1911	Ciaran McGovern	2007-11
<b>1508</b>	<b>Jay Blankenau</b>	<b>2009-12</b>
377	Paul Albert	2003-06

## Assists – Season

<b>779</b>	<b>Ciaran McGovern</b>	<b>2008-09 (18 matches)</b>
725	Glen Handley	2003-04
717	Glen Handley	2002-03
<b>651</b>	<b>Jay Blankenau</b>	<b>2010-11 (18 matches)</b>
631	Glen Handley	2006-07 (18 matches)

## Assists – Average per set

11.46	Ciaran McGovern	2008-09 (18 matches)
<b>11.02</b>	<b>Jay Blankenau</b>	<b>2011-12</b>
<b>10.67</b>	<b>Jay Blankenau</b>	<b>2010-11 (18 matches)</b>
9.67	Glen Handley	2003-04
9.19	Glen Handley	2002-03

## Assists – Single Match

66	Ciaran McGovern	Feb. 13/09 vs. WPG (PO)
62	Ciaran McGovern	Jan. 16/09 vs. WPG
<b>61</b>	<b>Jay Blankenau</b>	<b>Feb. 26/11 vs. BRAN (PO)</b>
59	Ciaran McGovern	Nov. 15/08 vs. MAN
58	Ciaran McGovern	Jan 27/08 vs. TWU
	Ciaran McGovern	Jan. 10/09 vs. UBC
	Ciaran McGovern	Feb. 14/09 vs. WPG (PO)
	<b>Jay Blankenau</b>	<b>Nov. 20/10 @ BRAN</b>
57	Glen Handley	Nov 10/06 @ BRAN
	<b>Jay Blankenau</b>	<b>Nov. 25/11 @ UBC</b>

## Aces – Season

31	Jeremy Wilcox	1999-00 (22 matches)
----	---------------	----------------------

## Aces – Match

6	Blake Adair	Dec 2/05 vs. BRAN
---	-------------	-------------------

## Blocks – Career

<b>263</b>	<b>Graham Vigrass</b>	<b>2007-12</b>
193	Denis Zhukov	1999-03
192	Oleg Podporin	2005-06, 2007-10
176	Wes Montgomery	1999-02
164	Glen Handley	2001-07
162	Sean Kendal	2002-05

## Blocks – Season

90	Wes Montgomery	1999-00 (22 matches)
----	----------------	----------------------

## Digs – Career

454	Glen Handley	2001-07
445	Denis Zhukov	1999-03

## Digs – Season

184	Kelly Cherniwchan	2002-03
170	Denis Zhukov	1999-00 (22 matches)
164	Ryan Poon	2006-07 (18 matches)
163	Bill Byma	1999-00 (22 matches)

## Digs – Average per set

3.17	Kelly Cherniwchan	2002-03
<b>2.35</b>	<b>Jay Blankenau</b>	<b>2011-12</b>
2.34	Blake Giles	2010-11 (18 matches)
2.28	Ryan Poon	2006-07

## Digs – Single Match

20	Kelly Cherniwchan	Oct 26/02 vs. UBC
19	Andrew Tallas	Feb 2/08 @ WPG
	Tom Porta	Jan. 23/10 @ UBC
18	Kelly Cherniwchan	Nov 8/02 vs. TWU
	Tom Porta	Jan. 29/10 @ REG
	Ryan Lenz	Nov 27/05 @ TRU
17	Kelly Cherniwchan	Jan 3/03 vs. MAN
	Ryan Poon	Nov 10/06 @ BRAN






# 2011-12 UC DINOS MEN'S VOLLEYBALL ROSTER

**NUMERICAL**

#	Name	Pos.	Ht.	Wt.	Yr.	Hometown	Last Team
1	Levi Nutma	LS	6-2	200	5	Calgary, Alta.	Mount Royal University
2	Trent Monagle	M	6-7	180	2	Grande Prairie, Alta.	Grande Prairie Composite HS
3	Cory Meeuwisse	L	6-0	170	1	Calgary, Alta.	Elite West VC
4	Jovan Jankovic	M	6-10	200	2	Pancevo, Serbia	Tehnička Škola
5	Travis Banks	S	6-2	190	2	Grande Prairie, Alta.	Mount Royal University
6	Graham Vigrass	M	6-7	180	5	Calgary, Alberta	Team Canada FISU (Canuck VC)
7	Chris Hoag	LS	6-4	175	4	Sherbrooke, Que.	Cégep de Sherbrooke
8	Daniel Ryskamp	L	5-9	170	4	Calgary, Alta.	Mount Royal University
9	Jay Blankenau	S	6-4	195	5	Sherwood Park, Alta.	Team Canada FISU (MRU)
10	Allen Meek	RS	6-2	181	5	Sherwood Park, Alta.	Mount Royal University
11	Andrew Visser	LS	6-3	210	4	Calgary, Alta.	Mount Royal University
12	Connor Frehlich	LS	6-3	196	2	Calgary, Alta.	Elite West Volleyball Club
13	Greg Mann	LS	6-7	220	3	Brisbane, AUS	NAIT
14	Jace Richards	L	5-11	175	5	Calgary, Alta.	Mount Royal University
15	Will Young	LS	6-2	205	3	Calgary, Alta.	Mount Royal University
16	Jonathan Lee	L	6-1	190	4	Edmonton, Alta.	SAIT Polytechnic
18	Ivan Kartev	M	7-1	218	2	Calais, FRA	Keyano College

**ALPHABETICAL**

#	Name	Pos.	Ht.	Wt.	Yr.	Hometown	Last Team
5	Travis Banks	S	6-2	190	2	Grande Prairie, Alta.	Mount Royal University
9	Jay Blankenau	S	6-4	210	5	Sherwood Park, Alta.	Team Canada FISU (MRU)
12	Connor Frehlich	LS	6-3	196	2	Calgary, Alta.	Elite West Volleyball Club
7	Chris Hoag	LS	6-4	190	4	Sherbrooke, Que.	Cégep de Sherbrooke
4	Jovan Jankovic	M	6-10	200	2	Pancevo, SRB	Tehnička Škola
18	Ivan Kartev	M	7-1	218	2	Calais, FRA	Keyano College
16	Jonathan Lee	L	6-1	190	4	Edmonton, Alta.	SAIT Polytechnic
13	Greg Mann	LS	6-7	220	3	Brisbane, AUS	NAIT
10	Allen Meek	RS	6-2	181	5	Sherwood Park, Alta.	Mount Royal University
3	Cory Meeuwisse	L	6-0	170	1	Calgary, Alta.	Elite West VC
2	Trent Monagle	M	6-7	180	2	Grande Prairie, Alta.	Grande Prairie Composite HS
1	Levi Nutma	LS	6-2	200	5	Calgary, Alta.	Mount Royal University
14	Jace Richards	L	5-11	175	5	Calgary, Alta.	Mount Royal University
8	Daniel Ryskamp	L	5-9	170	4	Calgary, Alta.	Mount Royal University
6	Graham Vigrass	M	6-7	180	4	Calgary, Alberta	Team Canada FISU (Canuck VC)
11	Andrew Visser	LS	6-3	210	4	Calgary, Alta.	Mount Royal University
15	Will Young	LS	6-2	205	3	Calgary, Alta.	Mount Royal University

**Head Coach** Rod Durrant (6<sup>th</sup> season)**Athletic Therapist** Kerri Downer**Director of Athletics & Recreation** Ron Wuotila**Assistant Coaches** Kent Greves, Ian Halliday**Athletic Therapy Student** Cheyenne Hok**Asst. Athletic Director (Communications)** Ben Matchett

## PRONUNCIATION GUIDE

1	Nutma	NUTT-muh
2	Monagle	MONN-nuh-gull
3	Meeuwisse	may-WISS-uh
4	Jovan Jankovic	yoh-VANN YANK-koh-vitch
6	Vigrass	VYE-grass
8	Ryskamp	RICE-camp
9	Blankenau	BLANK-ken-now
12	Frehlich	FRELL-ick



# 2011-12 University of Calgary Dinos Men's Volleyball



**1** Levi  
NUTMA



**2** Trent  
MONAGLE



**3** Cory  
MEEUWISSE



**4** Jovan  
JANKOVIC



**5** Travis  
BANKS



**6** Graham  
VIGRASS




**7** Chris  
HOAG



**8** Daniel  
RYSKAMP



**9** Jay  
BLANKENAU



**10** Allen  
MEEK



**11** Andrew  
VISSER



**12** Connor  
FREHLICH



**13** Greg  
MANN



**14** Jace  
RICHARDS



**15** Will  
YOUNG



**18** Ivan  
KARTEV



**Dinos**  
UNIVERSITY OF CALGARY

UC

7