

# BASKETBALL 09-10



**CONCORDIA**  
CAVALIERS





# Concordia Basketball



## 2009-10 Cavalier Schedule

11/2	at Oregon State (exh.)	Corvallis, Ore.	7:00 p.m.
11/4	at Portland (exh.)	Portland, Ore.	7:00 p.m.
<b>11/6</b>	<b>WILLIAM JESSUP</b>	<b>PORTLAND, ORE.</b>	<b>5:30 p.m.</b>
<b>11/11</b>	<b>WESTERN OREGON</b>	<b>PORTLAND, ORE.</b>	<b>7:30 p.m.</b>
11/14	at Seattle (exh.)	Seattle, Wash.	7:00 p.m.
<b>11/17</b>	<b>PACIFIC</b>	<b>PORTLAND, ORE.</b>	<b>7:30 p.m.</b>
11/20	at George Fox	Newberg, Ore.	6:00 p.m.
<b>11/21</b>	<b>PACIFIC LUTHERAN</b>	<b>PORTLAND, ORE.</b>	<b>5:30 p.m.</b>
11/24	at Lewis & Clark	Portland, Ore.	7:00 p.m.
11/28	at Simpson	Redding, Calif.	2:00 p.m.
12/4	* at Southern Oregon	Ashland, Ore.	5:30 p.m.
12/5	* at Oregon Tech	Klamath Falls, Ore.	5:30 p.m.
12/12	at Seattle Pacific	Seattle, Wash.	7:00 p.m.
12/18	* at Warner Pacific	Portland, Ore.	5:30 p.m.
12/28	at Willamette	Salem, Ore.	7:00 p.m.
<b>12/30</b>	<b>* EASTERN OREGON</b>	<b>PORTLAND, ORE.</b>	<b>5:30 p.m.</b>
<b>12/31</b>	<b>* COLLEGE OF IDAHO</b>	<b>PORTLAND, ORE.</b>	<b>5:30 p.m.</b>
<b>1/2</b>	<b>MONTANA TECH</b>	<b>PORTLAND, ORE.</b>	<b>5:30 p.m.</b>
1/8	* at NW Christian	Eugene, Ore.	5:30 p.m.
1/9	* at Corban	Salem, Ore.	5:30 p.m.
<b>1/15</b>	<b>* EVERGREEN STATE</b>	<b>PORTLAND, ORE.</b>	<b>5:30 p.m.</b>
<b>1/16</b>	<b>* NORTHWEST</b>	<b>PORTLAND, ORE.</b>	<b>5:30 p.m.</b>
<b>1/23</b>	<b>* WARNER PACIFIC</b>	<b>PORTLAND, ORE.</b>	<b>5:30 p.m.</b>
1/29	* at College of Idaho	Caldwell, Idaho	5:30 p.m.
1/30	* at Eastern Oregon	La Grande, Ore.	5:30 p.m.
<b>2/5</b>	<b>* CORBAN</b>	<b>PORTLAND, ORE.</b>	<b>5:30 p.m.</b>
<b>2/6</b>	<b>* NW CHRISTIAN</b>	<b>PORTLAND, ORE.</b>	<b>5:30 p.m.</b>
2/12	* at Northwest	Kirkland, Wash.	5:30 p.m.
2/13	* at Evergreen State	Olympia, Wash.	5:30 p.m.
<b>2/19</b>	<b>* OREGON TECH</b>	<b>PORTLAND, ORE.</b>	<b>5:30 p.m.</b>
<b>2/20</b>	<b>* SOUTHERN OREGON</b>	<b>PORTLAND, ORE.</b>	<b>5:30 p.m.</b>
2/23	CCC Tournament	TBA	TBA
2/26	CCC Tournament	TBA	TBA
3/1	CCC Tournament	TBA	TBA
3/10-16	NAIA Tournament	Sioux City, Iowa	TBA

\* Cascade Collegiate Conference match

Home matches in **BOLD CAPS**



### CONTENTS

1.....	Schedule
2-3 .....	Coaching Staff
4.....	2009-10 Season Preview
5.....	Roster
6-13 .....	Cavaliers
14.....	Cascade Collegiate Conference
15-19 .....	2008-09 Review
20-21 .....	Career Records
22-23 .....	Season Records
24.....	Tuominen Yard (2010)
25.....	CU Staff
26-27 .....	Concordia at a Glance

### CONCORDIA QUICK FACTS

**Location:** Portland, Oregon 97211  
**Founded:** 1905 (University, 1995)  
**Enrollment:** 1,900  
**Affiliation:** NAIA  
**Conference:** Cascade Collegiate Conference  
**Nickname:** Cavaliers  
**Colors:** Navy & White  
**President:** Dr. Charles Schlimpert  
**Athletic Director:** Matt English

### FACILITY INFORMATION

**Home Field:** Cavalier Gymnasium (1,000)

### MEDIA INFORMATION

**Sports Information Director:** Jason Dormeyer  
**Office Phone:** (503) 280-8506  
**Mobile Phone:** (971) 255-6496  
**FAX:** (503) 280-8143  
**E-mail:** jdormeyer@cu-portland.edu  
**Cavalier Web Site:** www.gocugo.com

### WOMEN'S SOCCER STAFF

**Head Coach:** Aaron Christian (Pacific Lutheran, '97)  
 Phone: 503.280.8547  
 E-mail: achristian@cu-portland.edu  
 Year at Concordia: 4th  
 Record at Concordia: 53-42 (.557)  
**Assistant Coach:** Christine Nelson (Pacific Lutheran, '97)  
 Year at Concordia: 4th  
**Assistant Coach:** Colby Matney (Concordia, '95)  
 Year at Concordia: 2nd  
**Student Assistants:**  
 Angela Gimeno (Concordia, '09)  
 Rebecca Gimeno (Concordia, '09)  
**Athletic Trainer:** Emily Kosderka (9th)  
**Assistant Athletic Trainer:** Scott Crawford (6th)

### 2008-09 Review

**Overall Record:** 29-4 (.878)  
**Conference Record:** 18-2 (.900)  
**Ranking (High/Final):** #8 / #10  
**Postseason:** W, vs. Northwest, 71-57 (1st Round CCC Tournament); W, vs. Warner Pacific, 74-58 (CCC Semifinals); W, vs. College of Idaho, 75-66 (CCC Finals); W, vs. Iowa Wesleyan, 70-68 OT (NAIA First Round); L, vs. Dickinson State, 55-58 (NAIA Second Round).

### 2009-10 Preview

**Starters Returning/Lost:** 2/3  
**Letterwinners Returning/Lost:** 6/7  
**Newcomers:** 6





# Head Coach Aaron Christian



## The Christian File

**Birthplace:** Tacoma, Wash.  
**Born:** December 26, 1974  
**Years at Concordia:** 4th  
**College:** Pacific Lutheran  
**Degree:** Ed. M., education/athletic administration, Washington State, 2000; B.A., recreation, Pacific Lutheran, 1997.

YEAR	Overall		CCC	
	W	L	W	L
2006-07	9	22	5	13
2007-08	15	16	11	9
2008-09	29	4	18	2
	53	42	34	24



In his third season at Concordia, Aaron Christian guided the Cavaliers all the way to the top of the conference standings and into extended play at the NAIA National Championships.

Just a few years removed from taking over the program, the team compiled a 29-4 overall record en route to capturing its first Cascade Collegiate Conference championship, going 18-2 in league play. The regular-season success continued into the playoffs as the Cavs toppled its three opponents to take the CCC Tournament championship and earn a bid into the NAIA Championships.

Missing his Third-Team All-American senior guard Rebecca Gimeno due to injury, Christian propelled CU to an opening round win over Iowa Wesleyan in overtime before falling to Dickinson State in the NAIA's 'Sweet 16'.

Powered by a 15-game winning streak, Concordia jumped to as high as No. 8 in the NAIA Coaches' Poll, after not even receiving a single vote in the preseason edition. For his efforts on the season, Christian was named the CCC Coach of the Year.

After a 9-22 season in his first year, Christian guided the team to a 15-16 overall record and an 11-9 mark in the Cascade Collegiate Conference in his second season. Doubling the previous year's conference win total, the Cavs jumped two spots in the conference

standings to fifth place en route to their second straight CCC tournament appearance.

Also a part of the transformation process, the women's basketball program continues to strive for academic excellence. Highlighting the student-athlete's success in earning a team grade point average of 3.0 or above, the team has been awarded with a NAIA Scholar Team Award in each year Christian has been at Concordia.

The 35-year-old Christian arrived at CU from Clark College, where he was the head coach for two seasons.

Prior to Clark, Christian also served on the men's basketball coaching staffs at the University of California at Davis, Butte College (Orville, Calif.), Portland State University and Pierce College (Lakewood, Washington).

Coach Christian had also served as a men's assistant coach at Concordia under Brad Barbarick for the 2000-01 season.

Christian received his bachelor's degree from Pacific Lutheran University in 1997 and was an assistant boy's basketball coach at Fife High School for four years while he was a PLU student. He went on to earn his master's degree in education/athletic administration from Washington State University in 2000 and was the video coordinator for the Cougars men's basketball program for two seasons.

Aaron and his wife, Julie live in Vancouver, Wash., and have a three-year old son, Evan.



---

# Assistant Coaches

---



## Christine Nelson

In her fourth season with the Cavs, **Christine Nelson** joined the staff from Yelm (Wash.) H.S., where she was a teacher and coach for eight years. While at Yelm, Nelson coached volleyball as well as boy's and girl's basketball. Nelson graduated from Pacific Lutheran University, where she received her B.A. in physical education, with a minor in history. Nelson earned her master's in education from Lesley University in Cambridge, Mass. Nelson coaches the forwards and wings and assists with opponent scouting and recruiting. In addition, Nelson is the team off-season conditioning, academic support and travel coordinator.



## Colby Matney

In 2008, **Colby Matney** returned for his second stint as a Concordia coach after being a member of the 2001-02 men's staff. A 1995 graduate of CU, Matney continued his education as a graduate assistant at the University of Nevada, where he received a M.S. in physical education in 1998. Matney has coached overseas in Germany as well as in New York as an assistant coach at Columbia University from 2005-07. A certified strength and conditioning specialist, Matney served in that capacity at the University of Portland from 1999-2000. Matney coaches the post players while assisting with scouting and coordinating the team's defensive schemes.



## Angela Gimeno

**Angela Gimeno** joins the coaching staff after guiding the Cavaliers to the NAIA 'Sweet 16' as a senior in 2008-09. She earned honorable mention All-CCC honors en route to helping the Cavs capture its first ever conference championship. Angela spent two years at The Master's College before transferring to Montana Tech. In her second season, she was named to the NAIA All-Tournament team in leading the team to the Final Four...She was a first-team all-conference player in first season with Montana Tech. Angela graduated with a biology degree from Concordia in 2009. As a coach, Angela assists with scouting, coaches guards/wings and helps evaluate prospective student-athletes.



## Rebecca Gimeno

**Rebecca Gimeno** is in her first season on the bench for the Cavaliers. Rebecca was a third-team NAIA All-American as a senior at Concordia, helping the Cavs to its first CCC Championship to earn a bid into the NAIA National Championships. She earned first-team All-CCC honors as well as being named the CCC Newcomer of the Year in 2009. She played one season at The Master's College before transferring to Montana Tech. Rebecca guided The Master's College to an NAIA 'Sweet 16' appearance at the NAIA National Tournament as a freshman. Rebecca graduated from Concordia in 2009. Rebecca primarily coaches the Cavalier point guards while assisting in scouting and the evaluation of prospective student-athletes.





# 2009-10 Preview

## CAVALIERS TAKE FIRST STEPS TOWARDS TITLE DEFENSE

There will be no flying under the radar for the Concordia University women's basketball team this year.

A preseason ranking of No. 21 in the nation obliterates that notion. A Cascade Conference Championship, 29 wins and a trip to the Sweet 16 in the 2009 NAIA National Tournament makes anonymity difficult as well. For **Aaron Christian** and the Cavaliers any time they take the floor, they do so with targets squarely on their backs.

After the most successful campaign in recent memory, Christian and his Cavaliers will look to overcome the loss of several key components to an incredible 2008-09 season and the heightened expectations that come from a conference championship. But the returning Cavalier players are plenty motivated and ready for the challenge.

"When we got back from the National Tournament, we had several returners ready to work out when we got back to campus," Christian said. "They obviously have the fire and desire and

now they just need to transfer that to the new people."

Leading the transformation will be **Danielle Clauson**, a decorated junior who will be counted on to reemerge after a more limited role during the 2008-09 season where she was named honorable mention All-Cascade Conference.

Clauson burst onto the scene as a freshman in 2007-08, leading the Cavaliers in points, rebounds, steals and assists and was named CCC Freshman of the Year for her efforts. The 5-foot-10 guard/forward is a versatile player with a varied skill set. Her 23-point and 14-rebound performance in the Sweet 16 of the national tournament was a scintillating and dominating performance and a harbinger of things to come.

"This is her time to step up," Christian said. "Last year she took kind of a backseat but in the playoffs she flipped a switch. She is going to continue how last season ended and be our consistent leader and captain."

Senior **Ann Snodderly** returns to patrol the middle, where her length and size will discourage anyone from attacking the basket. As a junior, Snodderly registered 10.3 points per game and led the team in rebounds with 198 for the season. Snodderly led the conference with 2.48 blocks per game and was second among the conference leaders in field goal percentage.

"Ann has really started to push herself in all phases," Christian said. "She has taken big strides in her development and confidence." Senior **Kourtney Craft** is the only other senior on the Cavalier's roster and will add depth and experience for the incoming recruits that Christian must incorporate into the mix.

"Kourtney is quick and fast and a great defender," Christian said. "She really knows our stuff and that has helped her so far. She is really pushing herself and others to work hard."

Among the returners that Christian will turn to carry the torch this year is sophomore **Rachel Scarpelli**. Scarpelli, a sophomore, returns to the wing position and has been named a team captain. Junior post **Sarah**

**Eischen** has showed well in preseason and has emerged as a viable threat for the frontcourt.

"Scarpelli has really stepped up. She is a great worker and has been working on expanding her game," Christian said. "She started last year at the national tournament so not much is going to faze her as a sophomore. Sarah is one of those hard-working, glue kids. Her numbers aren't necessarily off the charts, but she is very consistent and steady."

**Rachel Bristow**, a 5-11 junior, adds more depth and experience to the front line for Christian. Like Craft, her experience and knowledge of the system plays in her favor and her offensive skills and improving defense will allow for more playing time this season.

Christian hit the recruiting trail hard and came back with a slew of newcomers including six freshmen and a junior transfer for the backcourt.

"It's always challenging to be young on a new team," Christian said. "But things change, roles will change because of foul trouble, injuries and the like, so they have to be ready. As a group, the newcomers are really solid and have potential to be very good. They give us great depth from top to bottom and they really want to work hard to improve."

**Grace Cappleman** brings great size and upside to the frontcourt. Standing 6-2, Cappleman joins the Cavaliers and will immediately add more depth to the front line.

**Megan Padilla** and **Mariah Ladd** give Christian two more quick and aggressive defenders to unleash on opposing guards. **Kai Schmidt** comes to Concordia after transferring from University of Hawaii where she competed in track and field and has four years of eligibility left.

"Megan and Mariah are extremely quick and are great defenders," Christian said. "Megan is competing well at the point guard spot and Kai is battling the forwards well. She has some rust after not playing for a year but she's a hard worker and will come along."

Christian sees the potential for another great season and is optimistic that the mix of returning players can lead the young players.

"As the games come along, the older kids will show the younger kids the ropes," Christian said. "Not just on how hard you have to compete to win in this league but the little things too, how we handle the locker-room, travel, school, everything."

The base is there for Christian and the Cavaliers. But the secret is out, the Cavaliers can play.

"This team will play defense and compete," Christian said. "We have the returning players with experience and the new kids bring a great enthusiasm and are willing to sacrifice to achieve great things. It's a real good mix."



# Cavalier Roster



Front Row (left to right): Taylor Helwig, Leilanie Lewis, Mariah Ladd, Kourtney Craft, Megan Padilla, Rachel Scarpelli, Danielle Clauson. **Back Row:** Assistant Coach Rebecca Gimeno, Assistant Coach Christine Nelson, Head Coach Aaron Christian, Kai Schmidt, Jackie Cannon, Grace Cappleman, Ann Snodderly, Sarah Eischen, Rachel Bristow, Assistant Coach Colby Matney, Assistant Coach Angela Gimeno.

No.	Name	Pos.	Ht.	Year	Hometown	Previous Schools
3	Mariah Ladd	G	5-5	FR	Portland, Ore.	St. Mary's Academy
13	Jackie Cannon	F	5-11	FR	Portland, Ore.	Southridge H.S.
14	Taylor Helwig	G	5-7	FR	Gig Harbor, Wash.	Peninsula H.S.
15	Danielle Clauson	F	5-10	JR	Edmonds, Wash.	King's H.S.
20	Rachel Scarpelli	G	5-8	SO	Troutdale, Ore.	Reynolds H.S.
21	Grace Cappleman	P	6-2	FR	Seattle, Wash.	Roosevelt H.S.
22	Megan Padilla	G	5-7	FR	Sacramento, Calif.	Christian Brothers H.S.
24	Kai Schmidt	F	5-10	FR	Lake Oswego, Ore.	Lakeridge H.S./Univ. of Hawaii-Manoa
25	Ann Snodderly	P	6-4	SR	Portland, Ore.	Franklin H.S.
30	Kourtney Craft	G	5-4	SR	Cle Elum, Wash.	Cle Elum Roslyn H.S./Lower Columbia
32	Rachel Bristow	F	5-11	JR	Vancouver, Wash.	Prairie H.S.
33	Sarah Eischen	C	5-11	JR	Hillsboro, Ore.	Hillsboro H.S.

**Head Coach:** Aaron Christian (Pacific Lutheran University, '97)  
 Year at Concordia: 4th  
 Record at Concordia (Seasons): 53-42 (3)  
 Career Record: Same

**Assistant Coaches:** Christine Nelson (Pacific Lutheran University, '97), Colby Matney (Concordia, '95)  
 Angela Gimeno (Concordia, '09), Rebecca Gimeno (Concordia, '09).

<u>By Class</u>		<u>By State</u>		<u>Pronouniations</u>	
Freshmen	6	Oregon	6	15 danielle <b>CLAWS-sin</b>	32 rachel <b>bris-TOE</b>
Sophomore	1	Washington	5	20 rachel <b>SCAR-pell-ee</b>	33 sarah <b>EYE-shin</b>
Junior	3	California	1	21 grace <b>CAP-pull-man</b>	AC angela <b>GEM-en-oh</b>
Senior	2			22 megan <b>puh-DEE-ah</b>	AC rebecca <b>GEM-en-oh</b>
				25 ann <b>SNODD-ur-lee</b>	AC colby <b>MATT-knee</b>





# Cavaliers



# #15

## Danielle Clauson

5-10 / Jr. / F  
Edmonds, Wash.  
King's H.S.



**2008-09:** Earned honorable mention All-CCC honors after averaging 11.9 points and 5.0 rebounds per game...Started every game of the season...Logged the team's highest total of minutes played (811)...Had 22 double-digit point totals with 10 coming in the team's first 13 games and in its last 11 games...Posted her three biggest point totals in the final five games, all of which occurred in the postseason...Scored 26 points against Northwest in the CCC Tournament opener and followed with 25 against Warner Pacific in the semis before finishing with 16 in the CCC title match win against C of I...Had a season-best 10 rebounds against C of I (2/7) for lone double-double of the season...Led the team with a .518 shooting percentage and with 392 points.

**2007-08:** Led the team in points (416), rebounds (177), assists (79) and steals (46) as a freshman...Second on the team after shooting 51.8 percent from the floor throughout the season...Averaged 13.4 points and 5.7 rebounds per game...Opened her career with a game-high 25 points against Dominican (11/3)...Reached double figures in scoring on 25 occasions...Posted a season-best 29 points in a 76-65 win at home against Evergreen State (2/1)...Recorded double-doubles against Evergreen State (12/1) and twice against Northwest (11/30, 2/2)...Tied a season-best with 10 rebounds in each of those matches...Nearly had a 'triple-double' in the first effort against the Eagles after adding a season-best nine assists...Registered for a block in 16 games, including a

three-stuff performance in the second match up against Northwest (2/2)...Tallied four steals in three occasions...Started 27 games while coming off the bench on four occasions.

**Personal:** As a guard/forward, helped guide King's High School to a pair of state championships in basketball...Compiled a 103-10 overall record while playing for the Knights...Three-time first-team all-conference and state championship all-tournament pick...Outstanding track athlete, captured the state championship in the javelin as a senior...Holds prep personal records of 142-7 in the javelin and 122-8 in the discus...Javelin distance represents the all-time state Class A mark...Born May 24, 1989...Daughter of Norma and Davin Clauson...Family includes a younger brother, Curtis...Majoring in business.

## CAREER STATISTICS

Year	GP-GS	Min/Avg	Total		3-Point			FT-FTA	Pct.	Off-Def	Tot	Avg	PF-FO	Ast	TO	Blk	Stl	Pts/Avg
			FG-FGA	Pct.	FG-FGA	Pct.												
2007-08	31-27	851/27.5	174-336	.518	1-5	.200	67-99	.677	50-127	177	5.7	81-5	79	103	21	46	416/13.4	
2008-09	33-33	811/24.6	162-313	.518	0-0	.000	69-96	.719	44-122	166	5.0	68-2	63	75	21	53	393/11.9	
TOTAL	64-60	1662/26.0	336-649	.518	1-5	.200	136-195	.697	94-249	343	5.4	149-7	142	178	42	99	809/12.6	





## #20

### Rachel Scarpelli

5-8 / So. / G  
 Troutdale, Ore.  
 Reynolds H.S.



**2008-09:** Called on for eight starts as a freshman while entering all 33 games in rookie season...Started eight of the team's final nine games with first assignment against Cascade (2/13)... Averaged 6.6 points, 2.7 rebounds and 1.0 assists per game... Had nine double-digit scoring efforts, including a string of three straight early in the year which finished with a season-best tying 14 points against Finlandia (11/29)... Also registered 14 points at home against Cascade (1/10) and at Corban (1/20)...Converted 23-of-101 attempts from three-point range...Had a trio of threes on three occasions with a perfect 3-for-3 night versus Wartburg (11/28).Led the team in scoring and rebounding twice...Corralled a career-best eight boards at Cascade (2/13) in a near double-double performance...Posted season-bests of four assists at Northwest Christian (12/19) and four steals against Corban (1/6).

**Personal:** Four-year guard for Reynolds High School...Three-time first-team all-conference pick...Honorable mention all-state as a junior and second-team all-state as a senior...Named the Mt. Hood Conference Player of the Year after scoring 16.2 points per game in her senior season... Led the team in scoring all four seasons...Three-time team MVP...Averaged over 16 points per game during final three seasons...Born December 4, 1989... Daughter of Annette and Robert Scarpelli...Family includes three brothers, Adam, Joseph and Samuel, and a sister, Marisa...High school valedictorian...Majoring in nursing.

## CAREER STATISTICS

Year	GP-GS	Min/Avg	Total		3-Point			FT-FTA	Pct.	Off-Def	Tot	Avg	PF-FO	Ast	TO	Blk	Stl	Pts/Avg
			FG-FGA	Pct.	FG-FGA	Pct.												
2008	33-8	668/20.2	76-193	.394	32-101	.317	34-48	.708	36-53	89	2.7	55-0	32	47	0	39	218/6.6	





# Cavaliers



# #25

## Ann Snodderly

6-4 / Sr. / C  
Portland, Ore.  
Franklin H.S.



**2008-09:** Made a start in all 33 games for the Cavs...Averaged 10.3 points and a team-leading 6.0 rebounds per game...Also paced the club with 81 blocks en route to being named to the CCC All-Defensive Team...Scored in double figures in 19 games and had four such efforts in rebounding all of which gave her double-double performances...Topped the 20-point plateau three times with a season-best 22 versus Cascade (1/10)...Had 11 rebounds twice, first versus Northwest (12/5) and secondly at Evergreen State (1/30)...Had a career-best six blocks at home versus Eastern Oregon (2/6) while registering five blocks on two other occasions.

**2007-08:** Called to start in 18 games while appearing in 30 of the team's 31 contests...Finished fourth on the team with 6.8 points pre game and second on the team with 4.2 rebounds per game...Led the team with 37 blocks...Reached double figures in scoring on eight occasions, including a season-best 19-point performance against Walla Walla (12/16)...Fell one rebound shy of a 'double-double' (12 points, 9 rebounds) in an 87-54 win over Northwest (12/18)...Credited with a season-best five assists against Lewis & Clark (12/8)...Posted four-block nights against Texas Lutheran (11/17) and Oregon Tech (2/22)...Successful on 18-of-25 free throw attempts for a 72 percent exchange.

**2006-07:** Started 26 of 31 games as a true freshman...Top rebounder for the Cavaliers with 6.4 boards per game...Also led the team in blocks with 54 rejections and shooting after hitting 49 percent from the floor.. Third on the team in scoring with 9.0 points per game... Notched five double-doubles on the year; the first after collecting 12

points and a season-best 16 rebounds while facing Oregon Tech on Dec. 1...Accounted for a season-high 17 points in a 59-56 win over Northwest on Feb. 3...Blocked four shots on three occasions.

**Personal:** First-team all-league post player for Franklin High School...Averaged 12.5 points and 7.1 rebounds in helping Franklin to a 22-2 regular-season record...Letterwinner in basketball and soccer for the Quakers...Born January 15, 1988... Daughter of Lisa and Steve Snodderly...Family includes a younger brother, Max, and a younger sister, Lydia...Majoring in business...Career goals include owning a clothing store...Was told by doctors she would grow to 5 feet, 10 inches...Lists drawing and photography among her hobbies...Took four mission trips, including travels to Mexico and Costa Rica.

## CAREER STATISTICS

Year	GP-GS	Min/Avg	Total		3-Point			FT-FTA	Pct.	Off-Def	Tot	Avg	PF-FO	Ast	TO	Blk	Stl	Pts/Avg
			FG-FGA	Pct.	FG-FGA	Pct.												
2006-07	31-26	804/25.9	128-259	.494	1-3	.333	22-43	.512	70-127	197	6.4	75-3	33	52	54	25	279/9.0	
2007-08	30-18	488/16.3	93-192	.484	0-1	.000	18-25	.720	40-86	126	4.2	62-0	21	33	37	5	204/6.8	
2008-09	33-33	691/20.9	149-291	.512	0-0	.000	43-64	.672	76-122	198	6.0	66-1	28	44	81	25	341/10.3	
TOTAL	94-77	1983/21.1	370-742	.499	1-4	.250	83-132	.629	186-335	521	5.5	203-4	82	129	172	55	824/8.8	





## #30

### Kourtney Craft



5-4 / Sr. / G  
 Cle Elum, Wash.  
 Cle Elum Roslyn H.S.  
 Lower Columbia C.C.

**2008-09:** Came off the bench in 30 of the team's 33 games... Averaged 1.3 points and 1.3 rebounds... Scored a season-best five points against Willamette (12/29) and again against Northwest Christian (1/24)... Grabbed a season-best five rebounds at home versus Northwest (12/5)... Credited with a pair of assists four occasions... Recorded three swipes for a season-best theft total against Linfield (11/22)... Saw action in all five postseason games, including both contests at the NAIA National Championships.

**Prior to Concordia:** Guided Lower Columbia College to a fourth-place result in the NWAACC as a freshman... As a sophomore, averaged 3.4 points and 2.1 rebounds per game while making nine starts and 27 appearances for the 22-8 Red Devils... LCC finished the season in first place in the west division of the NWAACC with a 14-2 mark in league play.

**Personal:** Multi-sport standout for Cle Elum Roslyn High School... Two-time captain as a starting point guard... Led the Warriors to districts her final three seasons... Excelled in cross country and track and field, competing in the Washington state meet in both sports all four seasons and helped her team to a fourth-place finish at the state track meet as a junior... Was the first individual runner to qualify for state in cross country for her high school in over 20 years... Helped the Warriors to a fourth, fifth and 11th-place finish at the state XC championships... Born February 23, 1988... Daughter of Michelle and Edwin Craft... Family includes a younger brother, Kraygen, and two sisters, Kasey and Kristina... Majoring in exercise science.

## CAREER STATISTICS

Year	GP-GS	Min/Avg	Total		3-Point			Pct.	FT-FTA	Pct.	Off-Def	Tot	Avg	PF-FO	Ast	TO	Blk	Stl	Pts/Avg
			FG-FGA	Pct.	FG-FGA	Pct.													
2008-09	30-0	271/9.0	13-46	.283	0-1	.000	14-24	.583	5-35	40	1.3	31-1	18	36	0	15	40/1.3		





# Cavaliers



# #32

## Rachel Bristow

5-11 / Jr. / F  
Vancouver, Wash.  
Prairie H.S.



**2008-09:** Played in 15 games during the year, including in the season finale against Dickinson State in the NAIA National Championships...Scored 10 points twice with the first against Linfield (11/22) and the second against Northwest Christian (12/19)... Posted back-to-back efforts with five rebounds beginning at home against Cascade (1/10) and tying for the team-high at Corban (1/20)...registered two assists on three different occasions...Had a season-best two blocks against Linfield.

**2007-08:** Appeared in all 31 games for the Cavalier off the bench...Averaged 3.5 points and 2.4 rebounds per game as a freshman...Netted 108 points, 73 rebounds, 26 assists and 20 steals in 449 minutes...Set a season-best of 13 points and tied a season-high with seven rebounds against Cal State-Maritime Academy (11/4)...Also grabbed seven boards against Walla Walla (12/16)...Credited with five assists twice during the season...Logged more than 20 minutes on the court on six occasions...Second on the team with a 73.1 percent success rate at the free throw line.

**Personal:** Helped lead Prairie High School to four straight appearances at the state championships, including a runner-up run during her junior season...Team's leading rebounder as a senior, earning second-team all-region honors...Born February 13, 1989...Daughter of Robin and Gary Bristow...Family includes a younger brother, Trevor, and a younger sister, Amber Rose...Majoring in education...Enjoys watersports, writing, painting and playing the piano...Coaches youth camps over the summers.

### CAREER STATISTICS

Year	GP-GS	Min/Avg	Total		3-Point			FT-FTA	Pct.	Off-Def	Tot	Avg	PF-FO	Ast	TO	Blk	Stl	Pts/Avg
			FG-FGA	Pct.	FG-FGA	Pct.												
2007-08	31-0	449/14.5	35-118	.297	19-60	.317	19-26	.731	16-57	73	2.4	52-0	26	42	8	20	108/3.5	
2008-09	15-0	107/7.1	20-51	.392	0-1	.000	16-26	.615	8-24	32	2.1	19-1	7	15	3	7	56/3.7	
TOTAL	46-0	556/12.1	55-169	.325	19-61	.311	35-52	.673	24-81	105	2.3	71	1	33	57	11	27/164 3.6	





## #33

### Sarah Eischen

5-11 / Jr. / C  
Hillsboro, Ore.  
Hillsboro H.S.



**2008-09:** Saw action in all 33 CU games as a sophomore... Finished the season averaging 5.4 points and 4.1 rebounds per game...Hit double-digits in the scoring column twice, the first a 10-point performance at Southern Oregon (1/2) and the second at home against College of Idaho (3/2) in the CCC Championship game...Snared a season-best seven rebounds on three dates... Led or tied for the team lead in rebounds in six different games... Ranked second on the squad with 27 blocks with a career-best five rejections against Lewis & Clark (11/15)...Also gathered 27 steals with a season-best two steals in five separate outings.

**2007-08:** Made 29 appearances and one start for the Cavs as a true freshman...Averaged 4.9 points and 3.8 rebounds per game...Finished third on the team with a 50.9 shooting percentage from the floor on 106 attempts...Scored 142 points and grabbed 110 rebounds...Added 16 assists, 15 blocks and 13 steals...Scored a season-best 12 points against Lewis & Clark (12/8)...Reached double figures in rebounding once with 10 boards against Walla Wall (12/16).

**Personal:** Played four seasons with Hillsboro High School... Three-time team MVP for the Spartans...All-state honorable mention as a senior after taking first-team NWOC honors...Born March 15, 1989...Daughter of Marilyn and Daniel Eischen...Family includes three brothers, Jeff, Jon and Jerry, and two sisters, Rebecca and Liz...Jeff played basketball at Warner Pacific while Liz was a member of Oregon State's crew team...Majoring in business/marketing...Raised on a family farm that started in 1889... Enjoys the piano, guitar, photography and ultimate Frisbee.


## CAREER STATISTICS

Year	GP-GS	Min/Avg	Total		3-Point			FT-FTA	Pct.	Off-Def	Tot	Avg	PF-FO	Ast	TO	Blk	Stl	Pts/Avg
			FG-FGA	Pct.	FG-FGA	Pct.												
2007-08	29-1	373/12.9	54-106	.509	0-0	.000	34-65	.523	36-74	110	3.8	27-0	16	28	15	13	142/4.9	
2008-09	33-0	527/16.0	65-142	.458	0-1	.000	47-72	.653	53-83	136	4.1	55-0	30	21	27	27	177/5.4	
TOTAL	62-1	900/14.5	119-248	.480	0-1	.000	81-137	.591	89-157	246	4.0	82-0	46	49	42	40	319/5.1	





# Cavaliers



## #3

**Mariah Ladd**

5-5 / Fr. / G  
Portland, Ore.  
St. Mary's Academy

**Personal:** Graduated from St. Mary's Academy in 2009...Played three seasons of varsity basketball for the Blues...Earned Mt. Hood Conference honorable mention as a senior after helping St. Mary's to the Oregon 6A State Tournament...Born July 14, 1991...Daughter of Michelle and Billy Ladd...Family includes a younger brother, Jalen, and two younger sisters, Marquiah and Brynn...Father played basketball at Menlo College...Majoring in business.



## #14

**Taylor Helwig**

5-7 / Fr. / G  
Gig Harbor, Wash.  
Peninsula H.S.

**Personal:** Peninsula High School graduate in 2009...Four-time letterwinner in basketball...Named the team captain during senior season after earning team MVP honors in final two campaigns...Two-time all-league selection...Also a four-year member of the volleyball team...Born November 14, 1990...Daughter of Tammy and Mark Helwig...Family includes a sister, Toni...Mother played basketball while her father wrestled at the Air Force Academy...Majoring in exercise sports science.



## #13

**Jackie Cannon**

5-11 / Fr. / F  
Portland, Ore.  
Southridge H.S.

**Personal:** Graduated from Southridge High School in 2009...Three-year varsity player for the Skyhawks, helping Southridge to 5A State championships as a sophomore and again as a junior... Southridge claimed the 2007 6A state title after going 25-4 on the year and the 2008 championship with a 24-4 mark...Born May 7, 1991...Daughter of Terri and Kevin Cannon...Family includes an older sister, Jennifer, and a younger sister, Alison...Majoring in nursing.



## #21

**Grace Cappleman**

6-2 / Fr. / P  
Seattle, Wash.  
Roosevelt H.S.

**Personal:** Four-year varsity player as a post for Roosevelt High School, graduating in 2009...Averaged 8.4 points and 4.9 rebounds per game as a senior, leading RHS to a 14-9 overall record and a 9-3 mark in league action...Posted a season-best 23 points against Hale and grabbed a season-best 10 rebounds against Garfield...Was a member of two KingCo – Mountain league championships as well as two 4A state tournament teams...Born December 27, 1990...Daughter of Kristen and George Cappleman...Family includes a younger brother, Jake...Undecided on college major.





## #22

**Megan Padilla**

5-7 / Fr. / G  
Vacaville, Calif.  
Christian Brothers H.S.

**Personal:** Graduated from Christian Brothers High School in 2009... A three-time captain for the Falcons...Earned all-league honors her final three seasons...Helped CBHS to the semifinals of the NorCal Playoffs as a senior and to a section championship as a junior...Was also a three-year member of the Falcon golf team...Born August 22, 1991...Daughter of Cyn-di and Jim Padilla...Family includes two brothers, Jalen and Jordan, and two sisters, Mallory and Alex...Majoring in health and fitness management.



## #24

**Kai Schmidt**

5-10 / Fr. / F  
Lake Oswego, Ore.  
Lakeridge H.S.

**2008-09:** Competed in one season of track and field at the University of Hawaii at Manoa...As a javelin specialist, earned first-team Western Athletic Conference honors after placing third in the event with a 144-10 effort...Placed 12th in the NAIA West Regionals.

**Personal:** Graduate of Lakeridge High School in 2008...Three-time letterwinner on the basketball court, four-time in track...All-conference pick as a forward after averaging 13.2 points and 5.7 rebounds per game as a senior...Awarded the same honor after averaging 12.8 points and 4.8 rebounds per game during junior year...Born March 28, 1989...Daughter of Cherie and Randy Schmidt...Family includes an older brother, Luke, and an older sister, Alix...Luke played football and lacrosse at Wagner College...Majoring in physical education.





**College of Idaho**



**Location:** Caldwell, Idaho  
**Founded:** 1891  
**President:** Dr. Marvin Henberg  
**Athletic Director:** Marty Holly  
**Nickname:** Coyotes  
**Colors:** Purple & Gold  
**Enrollment:** 932

**Concordia University**



**Location:** Portland, Ore.  
**Founded:** 1905  
**President:** Dr. Charles Schlimpert  
**Athletic Director:** Matt English  
**Nickname:** Cavaliers  
**Colors:** Navy & White  
**Enrollment:** 1,900

**Corban College**



**Location:** Salem, Ore.  
**Founded:** 1935  
**President:** Dr. Reno Hoff  
**Athletic Director:** Dave Johnson  
**Nickname:** Warriors  
**Colors:** Navy & Gold  
**Enrollment:** 1,015

**Eastern Oregon University**



**Location:** La Grande, Ore.  
**Founded:** 1929  
**President:** Dr. Bob Davies  
**Athletic Director:** Robert Cashell  
**Nickname:** Mountaineers  
**Colors:** Navy & Gold  
**Enrollment:** 3,666

**The Evergreen State College**



**Location:** Olympia, Wash.  
**Founded:** 1967  
**President:** Dr. Thomas Purce  
**Athletic Director:** Dave Weber  
**Nickname:** Geoduck  
**Colors:** Forest Green & White  
**Enrollment:** 4,470

**Northwest Christian University**



**Location:** Eugene, Ore.  
**Founded:** 1895  
**President:** Dr. David W. Wilson  
**Athletic Director:** Corey Anderson  
**Nickname:** Beacons  
**Colors:** Blue & Gold  
**Enrollment:** 500

**Northwest University**



**Location:** Kirkland, Wash.  
**Founded:** 1934  
**President:** Dr. Joseph Castleberry  
**Athletic Director:** Gary McIntosh  
**Nickname:** Eagles  
**Colors:** Blue & Gold  
**Enrollment:** 1,300

**Oregon Institute of Technology**



**Location:** Klamath Falls, Ore.  
**Founded:** 1947  
**President:** David Woodall  
**Athletic Director:** Michael Schell  
**Nickname:** Owls  
**Colors:** Navy & Vegas Gold  
**Enrollment:** 3,052

**Southern Oregon University**



**Location:** Ashland, Ore.  
**Founded:** 1882  
**President:** Dr. Mary Cullinan  
**Athletic Director:** Matt Sayre  
**Nickname:** Raiders  
**Colors:** Red & Black  
**Enrollment:** 5,400

**Warner Pacific College**



**Location:** Portland, Ore.  
**Founded:** 1937  
**President:** Andrea Cook  
**Athletic Director:** Ryan Kaiser  
**Nickname:** Knights  
**Colors:** Columbia Blue & Black  
**Enrollment:** 970



# 2008 Review



## GAME RESULTS

• Overall: 29-4 • Conference: 18-2 • Home: 14-1 • Away: 12-2 • Neutral: 3-1 • Overtime: 0-0 •

DATE	OPPONENT	SCORE	HIGH POINTS	HIGH REBOUNDS
11/13/08	at Saint Martin's University	L 70-77	(15)GIMENO, R.	(5)CLAUSON, SNODDERLY
11/15/08	at Lewis & Clark	W 60-44	(14)ROTH	(7)GIMENO, A.
11/21/08	PACIFIC LUTHERAN	W 65-55	(18)CLAUSON	(7)EISCHEN, SNODDERLY
11/22/08	at Linfield	W 72-51	(14)SNODDERLY	(6)EISCHEN, SNODDERLY
11/28/08	vs. Wartburg	W 78-69	(20)GIMENO, A.	(7)EISCHEN
11/29/08	vs. Finlandia	W 85-55	(14)SCARPELLI	(6)SCARPELLI.
12/05/08	* NORTHWEST	W 89-39	(22)GIMENO, R.	(11)SNODDERLY
12/06/08	* EVERGREEN STATE	W 72-61	(21)SNODDERLY	(12)GIMENO, R.
12/13/08	at Pacific (Ore.)	W 75-68	(17)GIMENO, R.	(6)EISCHEN, GIMENO, A.
12/19/08	* at Northwest Christian	W 84-57	(18)GIMENO, A.	(6)CLAUSON, GIMENO, R., RAZAVI
12/29/08	WILLAMETTE	W 88-46	(14)BORGMEIER	(6)CLAUSON
01/02/09	* at Southern Oregon	W 74-56	(15)GIMENO, R.	(9)SNODDERLY
01/03/09	* at Oregon Tech	W 73-69	(18)RAZAVI	(9)SNODDERLY
01/06/09	* CORBAN	W 73-65	(21)GIMENO, R.	(10)GIMENO, A.
01/09/09	* WARNER PACIFIC	W 65-62	(18)RAZAVI, M. GIMENO, R.	(8)CLAUSON
01/10/09	* CASCADE	W 92-55	(22)SNODDERLY	(10)SNODDERLY
01/16/09	* at College of Idaho	L 53-62	(13)SNODDERLY	(9)RAZAVI
01/17/09	* at Eastern Oregon University	W 60-53	(13)RAZAVI	(7)EISCHEN, SNODDERLY
01/20/09	* at Corban	W 84-55	(14)SCARPELLI	(5)BRISTOW, CLAUSON, GIMENO,
01/24/09	* NORTHWEST CHRISTIAN	W 73-38	(17)GIMENO, R.	(5)EISCHEN, GIMENO, R., SNODDERLY
01/30/09	* at Evergreen State College	W 71-52	(15)SNODDERLY	(11)SNODDERLY
01/31/09	* at Northwest	W 62-48	(20)SNODDERLY	(7)CLAUSON, GIMENO, A.
02/06/09	* EASTERN OREGON	W 72-64	(17)GIMENO, R.	(9)SNODDERLY
02/07/09	* COLLEGE OF IDAHO	W 84-73	(23)GIMENO, R.	(10)CLAUSON
02/13/09	* at Cascade	W 78-58	(21)GIMENO, R.	(8)SCARPELLI
02/14/09	* at Warner Pacific	W 87-46	(22)GIMENO, R.	(6)CLAUSON
02/20/09	* OREGON TECH	W 82-54	(16)GIMENO, R.	(10)GIMENO, R.
02/21/09	* SOUTHERN OREGON	L 72-76	(17)GIMENO, R.	(8)CLAUSON
02/24/09	\$ NORTHWEST	W 71-57	(26)CLAUSON	(9)SNODDERLY
02/27/09	\$ WARNER PACIFIC	W 74-58	(25)CLAUSON	(6)CLAUSON, SNODDERLY
03/02/09	\$ COLLEGE OF IDAHO	W 75-66	(16)CLAUSON	(9)CLAUSON
03/12/09	! vs. Iowa Wesleyan	W 70-68 (OT)	(21)GIMENO, A.	(9)GIMENO, A.
03/13/09	! vs. Dickinson State	L 55-58	(23)CLAUSON	(14)CLAUSON

\* Cascade Collegiate Conference

\$ CCC Championships

! NAIA National Championships

## INDIVIDUAL STATISTICS

## Player	GP-GS	Min-Avg	TOTAL		3-PTS		FT-FTA		REBOUNDS				PF FO				Pts	Avg		
			FG-FGA	Pct	3FG-FGA	Pct	FT	FTA	Pct	Off	Def	Tot	Avg	PF	FO	A			TO	Blk
15 CLAUSON, Danielle..	31-27	851-27.5	174-336	.518	1-5	.200	67-99	.677	50	127	177	5.7	81	5	79	103	21	46	416	13.4
02 GIMENO, Rebecca	29-29	801-27.6	131-276	.475	27-75	.360	78-98	.796	27	84	111	3.8	50	0	123	86	3	56	367	12.7
11 ROTH, Haley	33-18	544-16.5	39-93	.419	0-2	.000	11-22	.500	29	50	79	2.4	48	0	21	37	1	13	89	2.7
12 RAZAVI, Maryam	31-7	534-17.2	82-225	.364	33-93	.355	38-66	.576	35	77	112	3.6	65	2	34	57	3	36	235	7.6
13 POWERS, Kippy	26-0	228-8.8	10-25	.400	0-0	.000	2-9	.222	15	29	44	1.7	29	0	19	18	0	11	22	0.8
15 CLAUSON, Danielle	33-33	811-24.6	162-313	.518	0-0	.000	69-96	.719	44	122	166	5.0	68	2	63	75	21	53	393	11.9
21 BORGMEIER, Kenna	32-4	515-16.1	33-78	.423	25-58	.431	20-31	.645	5	45	50	1.6	28	0	49	36	1	20	111	3.5
22 SCARPELLI, Rachel	33-8	668-20.2	76-193	.394	32-101	.317	34-48	.708	36	53	89	2.7	55	0	32	47	0	39	218	6.6
23 GIMENO, Angela	33-33	792-24.0	123-306	.402	40-109	.367	63-76	.829	67	64	131	4.0	82	6	90	44	10	49	349	10.6
24 STEINMETZ, Madison	16-0	138-8.6	14-45	.311	0-1	.000	12-22	.545	14	13	27	1.7	13	0	4	19	0	5	40	2.5
25 SNODDERLY, Ann	33-33	691-20.9	149-291	.512	0-0	.000	43-64	.672	76	122	198	6.0	66	1	28	44	81	25	341	10.3
30 CRAFT, Kourtney	30-0	271-9.0	13-46	.283	0-1	.000	14-24	.583	5	35	40	1.3	31	1	18	36	0	15	40	1.3
32 BRISTOW, Rachel	15-0	107-7.1	20-51	.392	0-1	.000	16-26	.615	8	24	32	2.1	19	1	7	15	3	7	56	3.7
33 EISCHEN, Sarah	33-0	527-16.0	65-142	.458	0-1	.000	47-72	.653	53	83	136	4.1	55	0	30	21	27	27	177	5.4
TM TEAM.....									66	107	173	5.2								
Total.....	33		917-2084	.440	157-442	.355	447-654	.683	480	908	1388	42.1	609	13	518	539	150	356	2438	73.9
Opponents.....	33		653-1874	.348	190-603	.315	419-649	.646	446	796	1242	37.6	619	-	392	711	76	265	1915	58.0





# 2008-09 Review

## CCC Standings

School	Cascade	Overall
Concordia*	18-2	29-4
College of Idaho	18-2	29-5
Southern Oregon	16-5	25-7
Eastern Oiregon	13-7	18-10
Warner Pacific	10-10	15-16
Corban	8-12	12-17
Oregon Tech	7-13	14-16
Northwest	7-13	9-21
Cascade	5-15	12-15
Evergreen	5-15	10-17
Northwest Christian	3-17	8-21

## CCC Tournament

### Quarterfinals – Tuesday, Feb. 24

- #1 Concordia (Ore.) (26-3) def. #8 Northwest (9-21), 71-57
- #2 College of Idaho (28-3) def. #7 Oregon Tech (14-16), 63-41
- #3 Southern Oregon (25-5) def. #6 Corban (12-17), 77-71
- #5 Warner Pacific (15-15) def #4 Eastern Oregon (18-10), 71-57

### Semifinals – Friday, Feb. 27

- #1 Concordia (Ore.) (27-3) def. #5 Warner Pacific (15-16), 74-58
- #2 Coll of Idaho (29-3) def. #3 Southern Oregon (25-6), 97-88 (ot)

### Championship –Monday, March 2

- #1 Concordia (Ore.) (28-3) def. #2 College of Idaho (29-4), 75-66

## CCC Results in NAIA Tournament

### Second Round

Dickinson Staet (N.D.) 58, Concordia 55

### Opening Round

Black Hills State (S.D.) 66, Southern Oregon 58  
 Hastings (Neb.) 76, College of Idaho 64  
 Concordia 70, Iowa Wesleyen 68 (OT)



## 2008-09 All-CCC

**Player of the Year:** Christon Vander Esch, College of Idaho

**Defensive Player of the Year:** Christon Vander Esch, College of Idaho

**Newcomer of the Year:** Rebecca Gimeno, Concordia

**Coach of the Year:** Aaron Christian, Concordia

**Team Champion of Character:** Cascade College

C. Vander Esch*	College of Idaho	F	5-11	Sr.
Jacki Speer	Southern Oregon	F	6-1	Jr.
<b>Rebecca Gimeno</b>	<b>Concordia</b>	<b>G</b>	<b>5-4</b>	<b>Sr.</b>
Nicole Gall	College of Idaho	G	5-10	So.
Katie Steigleman	Corban	G/F	5-11	Fr.
Robin Swain	Cascade	G	5-7	Sr.
Rhiannon Dickison	Southern Oregon	G	5-6	Jr.
Whitney Scott	Southern Oregon	G	5-6	Jr.
Kailey Bostwick	Corban	G	5-6	Sr.
Jacque Barton	Warner Pacific	G	5-9	Sr.

\*indicates Player of the Year

**Honorable Mention:** Kristi Auckland, Evergreen; **Danielle Clauson, Concordia; Angela Gimeno, Concordia;** Amanda Johnston, Oregon Tech; Ashlee Michelson, Eastern Oregon; Kellie Morey, Oregon Tech; Kristina Schumacher, Cascade; Brianna Smith, Eastern Oregon; **Ann Snodderly, Concordia;** Tana Stickney, Eastern Oregon.

## 2008-09 CCC All-Defensive Team

C. Vander Esch*	College of Idaho	F	5-11	Sr.
<b>Rebecca Gimeno</b>	<b>Concordia</b>	<b>G</b>	<b>5-4</b>	<b>Sr.</b>
Jacki Speer	Southern Oregon	F	6-1	Jr.
Nicole Gall	College of Idaho	G	5-10	So.
<b>Ann Snodderly</b>	<b>Concordia</b>	<b>C</b>	<b>6-4</b>	<b>Jr.</b>

\*indicates Defensive Player of the Year



# 2008-09 CCC Results



03/13/09	Sioux City, Iowa	Dickinson State (N.D.) 58, Concordia 55	01/16/09	Portland, Ore.	Southern Oregon 66, Warner Pacific 57	11/29/08	Caldwell, Idaho	College of Idaho 87, Linfield 57
03/12/09	Sioux City, Iowa	Concordia 70, Iowa Wesleyan 68	01/16/09	Olympia, Wash.	Evergreen 65, Northwest Christian 51	11/29/08	Caldwell, Idaho	Eastern Oregon 68, Willamette 48
03/11/09	Sioux City, Iowa	Black Hills State (S.D.) 66, Southern Oregon 58	01/16/09	La Grande, Ore.	Eastern Oregon 74, Corban 67	11/28/08	Olympia, Wash.	Evergreen 68, Bethany 54
03/11/09	Sioux City, Iowa	Hastings (Neb.) 76, College of Idaho 64	01/16/09	Caldwell, Idaho	College of Idaho 62, Concordia 53	11/28/08	Walla Walla, Wash.	Whitman 77, Northwest 73
03/02/09	Portland, Ore.	Concordia 75, College of Idaho 66	01/16/09	Portland, Ore.	Oregon Tech 83, Cascade 59	11/28/08	Walla Walla, Wash.	Lewis-Clark State 84, Corban 76
02/27/09	Portland, Ore.	Concordia 74, Warner Pacific 58	01/13/09	La Grande, Ore.	Eastern Oregon 78, Walla Walla 56	11/28/08	Caldwell, Idaho	College of Idaho 84, Willamette 33
02/27/09	Caldwell, Idaho	College of Idaho 97, Southern Oregon 88	01/12/09	Kirkland, Wash.	Eastern Oregon 67, Northwest 51	11/28/08	Caldwell, Idaho	Eastern Oregon 79, Linfield 73
02/24/09	Ashland, Ore.	Southern Oregon 77, Corban 71	01/11/09	Olympia, Wash.	College of Idaho 83, Evergreen 67	11/28/08	Parkland, Wash.	Concordia 78, Wartburg (Iowa) 69
02/24/09	La Grande, Ore.	Warner Pacific 71, Eastern Oregon 57	01/10/09	Kirkland, Wash.	College of Idaho 80, Northwest 52	11/25/08	Tacoma, Wash.	Puget Sound 65, Warner Pacific 42
02/24/09	Portland, Ore.	Concordia 71, Northwest 57	01/10/09	Eugene, Ore.	Southern Oregon 62, Northwest Christian 58	11/25/08	Eugene, Ore.	Simpson 83, Northwest Christian 72
02/24/09	Caldwell, Idaho	College of Idaho 63, Oregon Tech 41	01/10/09	Portland, Ore.	Concordia 92, Cascade 55	11/25/08	Olympia, Wash.	Evergreen 65, Pacific 64
02/21/09	Kirkland, Wash.	Warner Pacific 67, Northwest 55	01/10/09	Salem, Ore.	Corban 74, Warner Pacific 67	11/24/08	Kirkland, Wash.	Northwest 82, Walla Walla 26
02/21/09	Eugene, Ore.	Eastern Oregon 69, Northwest Christian 54	01/10/09	Olympia, Wash.	Eastern Oregon 73, Evergreen 49	11/23/08	La Grande, Ore.	Eastern Oregon 65, Montana-Western 60
02/21/09	Olympia, Wash.	Cascade 85, Evergreen 64	01/09/09	Eugene, Ore.	Northwest Christian 61, Oregon Tech 53	11/22/08	Morrow Cove, Calif.	Evergreen 63, Maine Maritime 47
02/21/09	Portland, Ore.	Southern Oregon 76, Concordia 72	01/09/09	Portland, Ore.	Concordia 65, Warner Pacific 62	11/22/08	Parkland, Wash.	Pacific Lutheran 61, Northwest 51
02/21/09	Salem, Ore.	Corban 51, Oregon Tech 48	01/09/09	Salem, Ore.	Corban 92, Cascade 87	11/22/08	McMinnville, Ore.	Concordia 72, Linfield 51
02/20/09	Kirkland, Wash.	Northwest 69, Cascade 49	01/06/09	Portland, Ore.	Warner Pacific 70, Cascade 66	11/22/08	Ashland, Ore.	Southern Oregon 91, Menlo 72
02/20/09	Eugene, Ore.	College of Idaho 78, Northwest Christian 76	01/06/09	Klamath Falls, Ore.	Oregon Tech 78, Southern Oregon 74	11/22/08	Salem, Ore.	Corban 84, Simpson 75
02/20/09	Olympia, Wash.	Warner Pacific 59, Evergreen 49	01/06/09	Olympia, Wash.	Evergreen 61, Northwest 57	11/22/08	Ashland, Ore.	Holy Names 65, Oregon Tech 59
02/20/09	Portland, Ore.	Concordia 82, Oregon Tech 54	01/06/09	Portland, Ore.	Concordia 73, Corban 65	11/21/08	Portland, Ore.	Warner Pacific 61, Linfield 47
02/20/09	Salem, Ore.	Corban 86, Southern Oregon 79	01/06/09	Caldwell, Idaho	College of Idaho 79, Eastern Oregon 50	11/21/08	Morrow Cove, Calif.	Evergreen 73, CSU-Maritime 59
02/17/09	La Grande, Ore.	College of Idaho 69, Eastern Oregon 58	01/03/09	Portland, Ore.	Warner Pacific 79, Evergreen 63	11/21/08	Ashland, Ore.	Southern Oregon 72, Holy Names 64
02/14/09	Portland, Ore.	Concordia 87, Warner Pacific 46	01/03/09	Portland, Ore.	Northwest 72, Cascade 71	11/21/08	Ashland, Ore.	Menlo 89, Oregon Tech 82
02/14/09	Klamath Falls, Ore.	Oregon Tech 88, Northwest Christian 82	01/03/09	Ashland, Ore.	Southern Oregon 93, Corban 74	11/21/08	Portland, Ore.	Concordia 65, Pacific Lutheran 55
02/14/09	La Grande, Ore.	Eastern Oregon 63, Evergreen 51	01/03/09	Klamath Falls, Ore.	Concordia 73, Oregon Tech 69	11/21/08	La Grande, Ore.	Pacific 76, Eastern Oregon 62
02/14/09	Caldwell, Idaho	College of Idaho 68, Northwest 44	01/03/09	Caldwell, Idaho	Northwest Christian 57, Linfield 56	11/21/08	Caldwell, Idaho	College of Idaho 66, Great Falls 41
02/14/09	Portland, Ore.	Cascade 75, Corban 73	01/02/09	Portland, Ore.	Warner Pacific 92, Northwest 68	11/20/08	College Place, Wash.	Cascade 93, Walla Walla 65
02/13/09	Portland, Ore.	Concordia 78, Cascade 58	01/02/09	Ashland, Ore.	Concordia 74, Southern Oregon 56	11/18/08	College Place, Wash.	Northwest Christian 89, Walla Walla 47
02/13/09	Portland, Ore.	Corban 85, Warner Pacific 61	01/02/09	Klamath Falls, Ore.	Oregon Tech 89, Corban 87	11/18/08	Klamath Falls, Ore.	Oregon Tech 67, Simpson 62
02/13/09	Ashland, Ore.	Southern Oregon 75, Northwest Christian 66	01/02/09	La Grande, Ore.	Eastern Oregon 70, Northwest Christian 54	11/15/08	Rocklin, Calif.	Fresno Pacific 52, Northwest Christian 31
02/13/09	La Grande, Ore.	Eastern Oregon 74, Northwest 65	01/02/08	Portland, Ore.	Evergreen 73, Cascade 69	11/15/08	Great Falls, Mont.	Montana St.-Northern 69, Warner Pacific 60
02/13/09	Caldwell, Idaho	College of Idaho 82, Evergreen 65	12/30/08	McMinnville, Ore.	Northwest Christian 57, Linfield 56	11/15/08	Rocklin, Calif.	Southern Oregon 86, William Jessup 46
02/10/09	Ashland, Ore.	Southern Oregon 80, Oregon Tech 78	12/30/08	Forest Grove, Ore.	Corban 71, Pacific 61	11/15/08	Redding, Calif.	San Diego Christian 72, Corban 61
02/07/09	Portland, Ore.	Concordia 84, College of Idaho 73	12/30/08	Azusa, Calif.	Southern Oregon 84, Hope International 63	11/15/08	Portland, Ore.	Concordia 60, Lewis & Clark 44
02/07/09	Ashland, Ore.	Southern Oregon 70, Warner Pacific 55	12/29/08	Portland, Ore.	Concordia 88, Willamette 46	11/15/08	Klamath Falls, Ore.	Oregon Tech 81, Bethany 73
02/07/09	Klamath Falls, Ore.	Oregon Tech 75, Cascade 58	12/29/08	Portland, Ore.	George Fox 56, Warner Pacific 43	11/15/08	Salt Lake City, Utah	College of Idaho 92, Holy Names 87
02/07/09	Eugene, Ore.	Evergreen 64, Northwest Christian 57	12/29/08	Azusa, Calif.	Azusa Pacific 68, Southern Oregon 67	11/14/08	Rocklin, Calif.	Southern Oregon 64, Fresno Pacific 61
02/07/09	Salem, Ore.	Eastern Oregon 72, Corban 53	12/20/08	Kirkland, Wash.	Southern Oregon 70, Northwest 62	11/14/08	Rocklin, Calif.	Northwest Christian 87, William Jessup 74
02/06/09	Ashland, Ore.	Southern Oregon 71, Cascade 57	12/20/08	Eugene, Ore.	Corban 59, Northwest Christian 54	11/14/08	Redding, Calif.	Concordia (Calif.) 77, Corban 69
02/06/09	Klamath Falls, Ore.	Warner Pacific 64, Oregon Tech 52	12/20/08	Olympia, Wash.	Oregon Tech 71, Evergreen 52	11/14/08	Great Falls, Mont.	Warner Pacific 79, Great Falls 67
02/06/09	Eugene, Ore.	Northwest Christian 66, Northwest 54	12/20/08	La Grande, Ore.	Eastern Oregon 82, Warner Pacific 54	11/14/08	Salt Lake City, Utah	College of Idaho 81, Northern New Mexico 61
02/06/09	Portland, Ore.	Concordia 72, Eastern Oregon 64	12/19/08	Kirkland, Wash.	Northwest 47, Oregon Tech 43	11/13/08	Lacey, Wash.	Marcus St. Martin's 77, Concordia 70
02/06/09	Salem, Ore.	College of Idaho 90, Corban 81	12/19/08	Caldwell, Idaho	College of Idaho 65, Warner Pacific 64	11/13/08	Redding, Calif.	Corban 66, Simpson 50
02/03/09	Kirkland, Wash.	Northwest 61, Evergreen 57	12/19/08	Eugene, Ore.	Concordia 84, Northwest Christian 57	11/13/08	Salt Lake City, Utah	College of Idaho 102, California Baptist 89
01/31/09	Kirkland, Wash.	Concordia 62, Northwest 48	12/13/08	Walla Walla, Wash.	College of Idaho 65, Whitman 62	11/11/08	Redding, Calif.	Southern Oregon 75, Simpson 54
01/31/09	Eugene, Ore.	Cascade 49, Northwest Christian 38	12/13/08	Tacoma, Wash.	Pacific Lutheran 62, Evergreen 58	11/11/08	Eugene, Ore.	Northwest Christian 94, Walla Walla 45
01/31/09	Olympia, Wash.	Corban 63, Evergreen 51	12/13/08	Forest Grove, Ore.	Concordia 75, Pacific 68	11/10/08	Portland, Ore.	Cascade 114, Walla Walla 39
01/31/09	La Grande, Ore.	Southern Oregon 72, Eastern Oregon 69	12/13/08	Portland, Ore.	Cascade 75, Kwanlian 43	11/09/08	Forest Grove, Ore.	Oregon Tech 88, Pacific Union 38
01/31/09	Caldwell, Idaho	College of Idaho 73, Oregon Tech 68	12/13/08	Monmouth, Ore.	Western Oregon 88, Northwest 51	11/08/08	Caldwell, Idaho	College of Idaho 72, Northwest Christian 63
01/30/09	Eugene, Ore.	Warner Pacific 78, Northwest Christian 64	12/12/08	Portland, Ore.	Cascade 96, Kwanlian 48	11/08/08	San Rafael, Calif.	Oregon Tech 67, Dominican 66
01/30/09	Kirkland, Wash.	Northwest 78, Corban 66	12/12/08	McMinnville, Ore.	Corban 76, Linfield 59	11/07/08	Redding, Calif.	Oregon Tech 60, Simpson 54
01/30/09	La Grande, Ore.	Eastern Oregon 70, Oregon Tech 57	12/12/08	Newberg, Ore.	George Fox 71, Northwest 55	11/07/08	Nampa, Idaho	NW Nazarene 78, Northwest Christian 66
01/30/09	Caldwell, Idaho	Southern Oregon 75, College of Idaho 69	12/12/08	La Grande, Ore.	Whitman 80, Eastern Oregon 74	11/06/08	Caldwell, Idaho	College of Idaho 81, Concordia (Calif.) 70
01/30/09	Olympia, Wash.	Concordia 71, Evergreen 52	12/10/08	Olympia, Wash.	Puget Sound 48, Evergreen 38	11/04/08	Redding, Calif.	Northwest Christian 73, Simpson 67
01/27/09	Portland, Ore.	Cascade 72, Warner Pacific 50	12/08/08	Portland, Ore.	Cascade 82, Montana Tech 78	11/02/08	Klamath Falls, Ore.	Oregon Tech 98, Pacific Union 33
01/24/09	Portland, Ore.	College of Idaho 85, Warner Pacific 69	12/07/08	Portland, Ore.	Cascade 97, Walla Walla 67	11/01/08	Portland, Ore.	Warner Pacific 78, Simpson 75
01/24/09	Ashland, Ore.	Southern Oregon 89, Evergreen 76	12/06/08	Portland, Ore.	Concordia 72, Evergreen 61	11/01/08	Helena, Mont.	Northwest 64, Montana Tech 60
01/24/09	Klamath Falls, Ore.	Oregon Tech 74, Northwest 67	12/06/08	Portland, Ore.	Warner Pacific 55, Northwest Christian 50	11/01/08	Ashland, Ore.	Southern Oregon 112, Pacific Union 43
01/24/09	Portland, Ore.	Concordia 73, Northwest Christian 38	12/06/08	Ashland, Ore.	College of Idaho 98, Southern Oregon 86	11/01/08	Salt Lake City, Utah	Westminster 109, College of Idaho 84
01/24/09	Portland, Ore.	Eastern Oregon 73, Cascade 60	12/06/08	Klamath Falls, Ore.	Eastern Oregon 77, Oregon Tech 70	10/31/08	Helena, Mont.	Carroll 83, Northwest 65
01/23/09	Portland, Ore.	College of Idaho 87, Cascade 74	12/06/08	Salem, Ore.	Northwest 63, Corban 54	10/30/08	Lewiston, Idaho	Lewis-Clark State 69, Warner Pacific 36
01/23/09	Portland, Ore.	Warner Pacific 76, Eastern Oregon 63	12/05/08	Portland, Ore.	Cascade 77, Northwest Christian 66	10/30/08	Dillon, Mont.	Montana-Western 77, Northwest 54
01/23/09	Ashland, Ore.	Southern Oregon 68, Northwest 64	12/05/08	Portland, Ore.	Concordia 89, Northwest 39	10/30/08	Portland, Ore.	Cascade 87, Simpson 73
01/23/09	Klamath Falls, Ore.	Evergreen 68, Oregon Tech 66	12/05/08	Ashland, Ore.	Southern Oregon 91, Eastern Oregon 66	10/30/08	Hermiston, Ore.	Eastern Oregon 104, Walla Walla 51
01/23/09	Salem, Ore.	Northwest Christian 57, Corban 54	12/05/08	Klamath Falls, Ore.	College of Idaho 75, Oregon Tech 74			
01/20/09	Salem, Ore.	Concordia 84, Corban 55	12/05/08	Salem, Ore.	Corban 61, Evergreen 47			
01/20/09	Caldwell, Idaho	College of Idaho 81, Cascade 48	12/04/08	Salem, Ore.	Warner Pacific 84, Willamette 73			
01/19/09	Eugene, Ore.	Southern Oregon 63, Evergreen 55	12/02/08	Portland, Ore.	Lewis & Clark 63, Warner Pacific 51			
01/19/09	La Grande, Ore.	Eastern Oregon 85, Cascade 79	12/02/08	Ashland, Ore.	Southern Oregon 88, Simpson 53			
01/17/09	Portland, Ore.	Southern Oregon 81, Cascade 65	11/29/08	Klamath Falls, Ore.	Oregon Tech 78, William Jessup 49			
01/17/09	Portland, Ore.	Warner Pacific 69, Oregon Tech 68	11/29/08	Walla Walla, Wash.	Whitman 73, Corban 65			
01/17/09	Kirkland, Wash.	Northwest 56, Northwest Christian 55	11/29/08	Olympia, Wash.	Evergreen 69, Simpson 47			
01/17/09	La Grande, Ore.	Concordia 60, Eastern Oregon 53	11/29/08	Tacoma, Wash.	Concordia 85, Finlandia (Minn.) 55			
01/17/09	Caldwell, Idaho	College of Idaho 74, Corban 54	11/29/08	Walla Walla, Wash.	Lewis-Clark State 90, Northwest 60			





# CCC Team Leaders

## SCORING OFFENSE

##	Team	G	Pts	Avg/G
1.	College of Idaho.....	34	2652	78.0
2.	Southern Oregon.....	32	2459	76.8
3.	Concordia.....	33	2438	73.9
4.	Cascade.....	27	1957	72.5
5.	Eastern Oregon.....	28	1959	70.0
6.	Oregon Tech.....	30	2079	69.3
7.	Corban.....	29	1993	68.7
8.	Warner Pacific.....	31	1957	63.1
9.	Northwest Christian.	29	1772	61.1
10.	Evergreen.....	27	1624	60.1
11.	Northwest.....	30	1784	59.5

## SCORING DEFENSE

##	Team	G	Pts	Avg/G
1.	Concordia.....	33	1915	58.0
2.	Eastern Oregon.....	28	1798	64.2
3.	Evergreen.....	27	1756	65.0
4.	Oregon Tech.....	30	1961	65.4
5.	Northwest Christian.	29	1914	66.0
6.	College of Idaho.....	34	2250	66.2
7.	Warner Pacific.....	31	2064	66.6
8.	Southern Oregon.....	32	2137	66.8
9.	Northwest.....	30	2037	67.9
10.	Cascade.....	27	1886	69.9
11.	Corban.....	29	2044	70.5

## SCORING MARGIN

##	Team	OFF	DEF	Margin
1.	Concordia.....	73.9	58.0	+15.8
2.	College of Idaho.....	78.0	66.2	+11.8
3.	Southern Oregon.....	76.8	66.8	+10.1
4.	Eastern Oregon.....	70.0	64.2	+5.8
5.	Oregon Tech.....	69.3	65.4	+3.9
6.	Cascade.....	72.5	69.9	+2.6
7.	Corban.....	68.7	70.5	-1.8
8.	Warner Pacific.....	63.1	66.6	-3.5
9.	Evergreen.....	60.1	65.0	-4.9
10.	Northwest Christian.	61.1	66.0	-4.9
11.	Northwest.....	59.5	67.9	-8.4

## FREE THROW PERCENTAGES

##	Team	FTM	FTA	Pct
1.	Eastern Oregon.....	409	517	.791
2.	Cascade.....	459	625	.734
3.	Oregon Tech.....	367	514	.714
4.	Warner Pacific.....	426	619	.688
5.	Concordia.....	447	654	.683
6.	Corban.....	395	580	.681
7.	Northwest.....	445	654	.680
8.	Southern Oregon.....	576	859	.671
9.	College of Idaho.....	520	785	.662
10.	Northwest Christian.	367	577	.636
11.	Evergreen.....	299	492	.608

## FIELD GOAL PERCENTAGES

##	Team	FG	FGA	Pct
1.	Eastern Oregon.....	686	1556	.441
2.	Concordia.....	917	2084	.440
3.	Warner Pacific.....	704	1612	.437
4.	Oregon Tech.....	729	1752	.416
5.	Corban.....	722	1770	.408
6.	Southern Oregon.....	839	2074	.405
7.	College of Idaho.....	968	2428	.399
8.	Northwest Christian.	651	1669	.390
9.	Evergreen.....	604	1549	.390
10.	Cascade.....	665	1743	.382
11.	Northwest.....	593	1743	.340

## FIELD GOAL PCT DEFENSE

##	Team	FG	FGA	Pct
1.	Concordia.....	653	1874	.348
2.	College of Idaho.....	785	2165	.363
3.	Corban.....	686	1786	.384
4.	Evergreen.....	586	1491	.393
5.	Southern Oregon.....	769	1937	.397
6.	Northwest.....	709	1778	.399
7.	Northwest Christian.	716	1785	.401
8.	Oregon Tech.....	742	1843	.403
9.	Warner Pacific.....	714	1710	.418
10.	Eastern Oregon.....	684	1626	.421
11.	Cascade.....	682	1585	.430

## 3-POINT FIELD GOAL PERCENTAGES

##	Team	FG	FGA	Pct
1.	Eastern Oregon.....	178	475	.375
2.	Oregon Tech.....	254	694	.366
3.	Concordia.....	157	442	.355
4.	Warner Pacific.....	123	355	.346
5.	College of Idaho.....	196	568	.345
6.	Southern Oregon.....	205	601	.341
7.	Corban.....	154	463	.333
8.	Cascade.....	168	528	.318
9.	Evergreen.....	117	392	.298
10.	Northwest Christian.	103	364	.283
11.	Northwest.....	153	548	.279

## 3-POINT FIELD GOAL PCT DEFENSE

##	Team	FG	FGA	Pct
1.	College of Idaho.....	165	611	.270
2.	Concordia.....	90	603	.315
3.	Northwest Christian.	160	501	.319
4.	Northwest.....	174	534	.326
5.	Eastern Oregon.....	142	433	.328
6.	Oregon Tech.....	146	434	.336
7.	Evergreen.....	132	390	.338
8.	Corban.....	181	533	.340
9.	Cascade.....	132	387	.341
10.	Southern Oregon.....	181	530	.342
11.	Warner Pacific.....	168	475	.354

## REBOUNDING OFFENSE

##	Team	G	Reb	Avg/G
1.	College of Idaho.....	34	1565	46.0
2.	Southern Oregon.....	32	1429	44.7
3.	Concordia.....	33	1391	42.2
4.	Corban.....	29	1157	39.9
5.	Cascade.....	27	1071	39.7
6.	Northwest Christian.	29	1125	38.8
7.	Northwest.....	30	1144	38.1
8.	Eastern Oregon.....	28	1038	37.1
9.	Oregon Tech.....	30	1096	36.5
10.	Evergreen.....	27	967	35.8
11.	Warner Pacific.....	31	1100	35.5

## REBOUNDING DEFENSE

##	Team	G	Reb	Avg/G
1.	Eastern Oregon.....	28	895	32.0
2.	Warner Pacific.....	31	1018	32.8
3.	Concordia.....	33	1241	37.6
4.	Evergreen.....	27	1018	37.7
5.	Oregon Tech.....	30	1163	38.8
6.	Southern Oregon.....	32	1242	38.8
7.	Cascade.....	27	1089	40.3
8.	Northwest Christian.	29	1179	40.7
9.	Corban.....	29	1206	41.6
10.	Northwest.....	30	1289	43.0
11.	College of Idaho.....	34	1532	45.1

## REBOUNDING MARGIN

##	Team	TEAM	OPP	Margin
1.	Southern Oregon.....	44.7	38.8	+5.8
2.	Eastern Oregon.....	37.1	32.0	+5.1
3.	Concordia.....	42.2	37.6	+4.5
4.	Warner Pacific.....	35.5	32.8	+2.6
5.	College of Idaho.....	46.0	45.1	+1.0
6.	Cascade.....	39.7	40.3	-0.7
7.	Corban.....	39.9	41.6	-1.7
8.	Northwest Christian.	38.8	40.7	-1.9
9.	Evergreen.....	35.8	37.7	-1.9
10.	Oregon Tech.....	36.5	38.8	-2.2
11.	Northwest.....	38.1	43.0	-4.8

## BLOCKED SHOTS

##	Team	G	Blocks	Avg/G
1.	College of Idaho.....	34	203	5.97
2.	Concordia.....	33	151	4.58
3.	Corban.....	29	96	3.31
4.	Northwest Christian.	29	94	3.24
5.	Northwest.....	30	94	3.13
6.	Warner Pacific.....	31	83	2.68
7.	Evergreen.....	27	62	2.30
8.	Southern Oregon.....	32	73	2.28
9.	Cascade.....	27	59	2.19
10.	Oregon Tech.....	30	48	1.60
11.	Eastern Oregon.....	28	32	1.14

## ASSISTS

##	Team	G	Assists	Avg/G
1.	Oregon Tech.....	30	511	17.03
2.	Concordia.....	33	518	15.70
3.	College of Idaho.....	34	533	15.68
4.	Corban.....	29	446	15.38
5.	Eastern Oregon.....	28	430	15.36
6.	Warner Pacific.....	31	439	14.16
7.	Southern Oregon.....	32	423	13.22
8.	Cascade.....	27	332	12.30
9.	Northwest Christian.	29	342	11.79
10.	Evergreen.....	27	275	10.19
11.	Northwest.....	30	275	9.17

## STEALS

##	Team	G	Steals	Avg/G
1.	College of Idaho.....	34	571	16.79
2.	Cascade.....	27	328	12.15
3.	Concordia.....	33	356	10.79
4.	Southern Oregon.....	32	320	10.00
5.	Northwest Christian.	29	274	9.45
6.	Northwest.....	30	276	9.20
7.	Corban.....	29	263	9.07
8.	Evergreen.....	27	224	8.30
9.	Warner Pacific.....	31	247	7.97
10.	Eastern Oregon.....	28	223	7.96
11.	Oregon Tech.....	30	217	7.23

## TURNOVER MARGIN

##	Team	TEAM	OPP	Margin
1.	College of Idaho.....	20.8	27.2	+6.41
2.	Concordia.....	16.4	21.5	+5.15
3.	Cascade.....	17.5	21.8	+4.33
4.	Southern Oregon.....	19.2	22.3	+3.16
5.	Oregon Tech.....	16.3	15.9	-0.37
6.	Northwest.....	19.2	18.6	-0.63
7.	Evergreen.....	19.3	18.3	-0.93
8.	Northwest Christian.	20.3	19.3	-0.93
9.	Corban.....	20.4	18.9	-1.55
10.	Eastern Oregon.....	18.7	16.8	-1.96
11.	Warner Pacific.....	22.0	18.5	-3.52



# CCC Individual Leaders



## ASSIST/TURNOVER RATIO

##	Team	A/Avg TO/Avg Ratio
1.	Oregon Tech.....	17.0 16.3 1.05
2.	Concordia.....	15.7 16.4 0.96
3.	Eastern Oregon.....	15.4 18.7 0.82
4.	Corban.....	15.4 20.4 0.75
5.	College of Idaho....	15.7 20.8 0.75
6.	Cascade.....	12.3 17.5 0.70
7.	Southern Oregon.....	13.2 19.2 0.69
8.	Warner Pacific.....	14.2 22.0 0.64
9.	Northwest Christian.	11.8 20.3 0.58
10.	Evergreen.....	10.2 19.3 0.53
11.	Northwest.....	9.2 19.2 0.48

## OFFENSIVE REBOUNDS

##	Team	G	No.	Avg/G
1.	College of Idaho....	34	615	18.09
2.	Southern Oregon.....	32	533	16.66
3.	Cascade.....	27	427	15.81
4.	Concordia.....	33	483	14.64
5.	Corban.....	29	381	13.14
6.	Northwest.....	30	389	12.97
7.	Northwest Christian.	29	369	12.72
8.	Eastern Oregon.....	28	347	12.39
9.	Evergreen.....	27	327	12.11
10.	Warner Pacific.....	31	359	11.58
11.	Oregon Tech.....	30	288	9.60

## DEFENSIVE REBOUNDS

##	Team	G	No.	Avg/G
1.	Southern Oregon.....	32	896	28.00
2.	College of Idaho....	34	950	27.94
3.	Concordia.....	33	908	27.52
4.	Oregon Tech.....	30	808	26.93
5.	Corban.....	29	776	26.76
6.	Northwest Christian.	29	756	26.07
7.	Northwest.....	30	755	25.17
8.	Eastern Oregon.....	28	691	24.68
9.	Warner Pacific.....	31	741	23.90
10.	Cascade.....	27	644	23.85
11.	Evergreen.....	27	640	23.70

## 3-POINT FIELD GOALS MADE

##	Team	G	3FG	Avg/G
1.	Oregon Tech.....	30	254	8.47
2.	Southern Oregon.....	32	205	6.41
3.	Eastern Oregon.....	28	178	6.36
4.	Cascade.....	27	168	6.22
5.	College of Idaho....	34	196	5.76
6.	Corban.....	29	154	5.31
7.	Northwest.....	30	153	5.10
8.	Concordia.....	33	157	4.76
9.	Evergreen.....	27	117	4.33
10.	Warner Pacific.....	31	123	3.97
11.	Northwest Christian.	29	103	3.55

## SCORING

##	Player-Team	TOT	Avg/G
1.	SCHUMACHER-CAS.	523	19.4
2.	SWAIN-CAS.....	482	18.5
3.	STEIGLEMAN-CRB....	485	16.7
4.	VANDER ESCH-CI..	568	16.7
5.	SPEER-SOU.....	532	16.6
15.	GIMENO, R.-CU.....	367	12.7
18.	CLAUSON-CU.....	393	11.9

## REBOUNDING

##	Player-Team	TOT	Avg/G
1.	SPEER-SOU.....	360	11.3
2.	VANDER ESCH-CI..	311	9.1
3.	GRAY-NCU.....	131	8.7
4.	GROSS-CAS.....	233	8.6
5.	BAKER-SOU.....	270	8.4
14.	SNODDERLY-CU.....	199	6.0

## FIELD GOAL PCT (Min. 3.0 made per game)

##	Player-Team	FG	FGA	Pct
1.	CLAUSON-CU.....	162	313	.518
2.	SNODDERLY-CU.....	149	291	.512
3.	STICKNEY-EOU.....	95	188	.505
4.	OWEN-CI.....	84	167	.503
5.	MATTSEN-WPC.....	159	320	.497
10.	GIMENO-CU.....	131	276	.475

## ASSISTS

##	Player-Team	Assists	Avg/G
1.	MIYASAKA-OIT.....	174	5.80
2.	BOSTWICK-CRB.....	137	4.72
3.	FISOy-EOU.....	120	4.29
4.	SCOTT-SOU.....	137	4.28
5.	GIMENO, R.-CU.....	123	4.24
15.	GIMENO, A.-CU.....	90	2.73

## FREE THROW PCT (Min. 2.0 made per game)

##	Player-Team	FTM	FTA	Pct
1.	MICHELSON-EOU....	100	116	.862
2.	STICKNEY-EOU.....	63	74	.851
3.	SWAIN-CAS.....	91	109	.835
4.	BROOKINS-SOU.....	71	86	.826
5.	TOWRY-WPC.....	85	103	.825
7.	GIMENO, R.-CU.....	78	98	.796

## STEALS

##	Player-Team	Steals	Avg/G
1.	SCHUMACHER-CAS.	89	3.30
2.	VANDER ESCH-CI..	108	3.18
3.	GALL-CI.....	94	2.76
4.	MCVICKER-NCU....	73	2.52
5.	SCOTT-SOU.....	77	2.41
13.	GIMENO, R.-CU.....	56	1.93

## 3-POINT FG PCT (Min. 1.0 made per game)

##	Player-Team	3FG	FGA	Pct
1.	SMITH-EOU.....	58	120	.483
2.	BUSCH-OIT.....	75	180	.417
3.	RUSSELL-CAS.....	27	66	.409
4.	GARRO-EOU.....	37	91	.407
5.	GALL-CI.....	95	240	.396
6.	GIMENO, A.-CU.....	40	109	.367
13.	RAZAVI-CU.....	33	93	.355

## 3-POINT FG MADE

##	Player-Team	3FG	Avg/G
1.	SWAIN-CAS.....	79	3.04
2.	GALL-CI.....	95	2.79
3.	DICKISON-SOU...	80	2.50
3.	BUSCH-OIT.....	75	2.50
5.	MITCHELL-NU.....	66	2.20
15.	GIMENO, A.-CU.....	40	1.21

## BLOCKED SHOTS

##	Player-Team	Blocks	Avg/G
1.	SNODDERLY-CU.....	82	2.48
2.	VANDER ESCH-CI..	75	2.21
3.	JACKSON-NU.....	49	1.63
4.	GRAY-NCU.....	24	1.60
5.	BRUCE-CI.....	51	1.50
11.	EISCHEN-CU.....	27	0.82

## ASSIST/TURNOVER RATIO

##	Player-Team	A/Avg TO/Avg Ratio
1.	MIYASAKA-OIT.....	5.8 2.9 1.98
2.	CONNELL-CRB.....	3.8 2.3 1.66
3.	GIMENO, R.-CU.....	4.2 3.0 1.43
4.	FISO-EOU.....	4.3 3.4 1.26
5.	MORGAN-OIT.....	4.0 3.3 1.22

## OFFENSIVE REBOUNDS

##	Player-Team	No.	Avg/G
1.	SPEER-SOU.....	152	4.75
2.	GROSS-CAS.....	125	4.63
3.	VANDER ESCH-CI..	109	3.21
4.	BAKER-SOU.....	91	2.84
5.	ALLEN-WPC.....	78	2.60
12.	SNODDERLY-CU.....	77	2.33

## DEFENSIVE REBOUNDS

##	Player-Team	No.	Avg/G
1.	MORGAN-OIT.....	214	7.13
2.	GRAY-NCU.....	101	6.73
3.	SPEER-SOU.....	208	6.50
4.	GAMBEE-NCU.....	165	6.11
5.	VANDER ESCH-CI..	202	5.94





# Career Records

## Scoring

### Points

1.	2315	Kendra Gardner (123 games)	1984-88
2.	2147	Laura Jaeger (133 games)	1984-89
3.	1653	Janice Edwards (115 games)	1979-83
4.	1371	Amanda Tweedy (120 games)	1999-03
5.	1311	Jeanne Oak (119 games)	1980-84
6.	1212	Rebecca Roesler (131 games)	1985-89
7.	1199	Niecee Madrigal (105 games)	1997-98,99-02
8.	1149	Sue Tuggle (130 games)	1985-89
9.	1072	Denise Benedict (105 games)	2004-08
10.	1046	Angela Fox (77 games)	1982-84,85-86

### Scoring average

1.	18.8	Kendra Gardner (123 games)	1984-88
2.	17.1	Jean Visser (50 games)	1978-80
3.	16.1	Laura Jaeger (133 games)	1984-89
4.	15.7	Katie Atkins (53 games)	2003-05
5.	14.4	Janice Edwards (115 games)	1979-83
6.	14.2	Renee Kesting (49 games)	1997-99
7.	13.8	Bobbi Benson (28 games)	1998-99
8.	13.7	Tara Tiedman (59 games)	1992-94
9.	13.6	Angela Fox (77 games)	1982-84,85-86
10.	13.3	Katie Blackmon (23 games)	1996-97

## Field Goals

### Field goals made

1.	954	Kendra Gardner (123 games)	1984-88
2.	866	Laura Jaeger (133 games)	1984-89
3.	671	Janice Edwards (115 games)	1979-83
4.	582	Jeanne Oak (119 games)	1980-84
5.	536	Amanda Tweedy (120 games)	1999-03
6.	494	Sue Tuggle (130 games)	1985-89
7.	478	Angela Fox (77 games)	1982-84,85-86
8.	465	Rebecca Roesler (131 games)	1985-89
9.	445	Judy Riggert (113 games)	1980-84
10.	431	Niecee Madrigal (105 games)	1997-98,99-02

### Field goals attempted

1.	2055	Kendra Gardner (123 games)	1984-88
2.	1819	Laura Jaeger (133 games)	1984-89
3.	1381	Jeanne Oak (119 games)	1980-84
4.	1243	Janice Edwards (115 games)	1979-83
5.	1150	Amanda Tweedy (120 games)	1999-03
6.	1087	Sue Tuggle (130 games)	1985-89
7.	1071	Judy Riggert (113 games)	1980-84
8.	1048	Rena Ramirez (114 games)	1994-98
9.	1033	Angela Fox (77 games)	1982-84,85-86
10.	1031	Niecee Madrigal (105 games)	1997-98,99-02

### Field goal percentage

1.	.540	Renee Kesting (281-520)	1997-99
2.	.540	Janice Edwards (671-1243)	1979-83
3.	.518	Danielle Clauson (336-649)	2007-09
4.	.510	Joyce Oniah (289-567)	2005-08
5.	.499	Ann Snoderly (370-742)	2006-09
6.	.494	Sarah Reynolds (237-480)	1990-92
7.	.489	Rebecca Roesler (465-950)	1985-89
8.	.489	Bobbi Benson (158-323)	1998-99
9.	.480	Nikki Wohler (365-760)	1986-90
10.	.480	Sarah Eischen (119-248)	2007-09

## 3-Point Field Goals

### 3-point field goals made

1.	132	Rena Ramirez (114 games)	1994-98
2.	98	Denise Benedict (105 games)	2004-08
3.	80	Maryam Razavi (80 games)	2006-09
4.	76	Laura Jaeger (133 games)	1984-89
5.	65	Christy Rickert (59 games)	2002-04
6.	62	Angela Rosales (58 games)	2000-02
7.	60	Camille Adana (77 games)	1994-97
8.	59	Courtney Bridges (59 games)	2000-02
9.	56	Niecee Madrigal (105 games)	1997-98,99-02
10.	55	Korey Beeler (61 games)	2001-03

### 3-point field goals attempted

1.	408	Rena Ramirez (114 games)	1994-98
2.	355	Denise Benedict (105 games)	2004-08
3.	281	Maryam Razavi (80 games)	2006-09
4.	228	Christy Rickert (59 games)	2002-04
5.	209	Sandy Thorpe (102 games)	1988-92
6.	207	Sarah Sowers (115 games)	1996-00
7.	187	Korey Beeler (61 games)	2001-03
8.	186	Camille Adana (77 games)	1994-97
9.	185	Angela Rosales (58 games)	2000-02
10.	183	Niecee Madrigal (105 games)	1997-98,99-02

### 3-point FG percentage

1.	.462	Leeann McDonald (54-117)	1996-97,98-99
2.	.422	Laura Jaeger (76-180)	1984-89
3.	.343	Courtney Bridges (59-172)	2000-02
4.	.335	Angela Rosales (62-185)	2000-02
5.	.333	Lacey Grimm (52-156)	1999-01
6.	.324	Rena Ramirez (132-408)	1994-98
7.	.323	Camille Adana (60-186)	1994-97
8.	.306	Niecee Madrigal (56-183)	1997-98,99-02
9.	.294	Korey Beeler (55-187)	2001-03
10.	.285	Christy Rickert (65-228)	2002-04

## Free Throws

### Free throws made

1.	404	Kendra Gardner (123 games)	1984-88
2.	339	Laura Jaeger (133 games)	1984-89
3.	328	Denise Benedict (105 games)	2004-08
4.	311	Janice Edwards (115 games)	1979-83
5.	299	Amanda Tweedy (120 games)	1999-03
6.	282	Rebecca Roesler (131 games)	1985-89
7.	281	Niecee Madrigal (105 games)	1997-98,99-02
8.	241	Sarah Sowers (115 games)	1996-00
9.	221	Nikki Wohler (127 games)	1986-90
10.	220	Shelly English (112 games)	1992-96

### Free throws attempted

1.	583	Kendra Gardner (123 games)	1984-88
2.	481	Amanda Tweedy (120 games)	1999-03
3.	458	Janice Edwards (115 games)	1979-83
4.	455	Rebecca Roesler (131 games)	1985-89
5.	448	Denise Benedict (105 games)	2004-08
6.	446	Shelly English (112 games)	1992-96
7.	442	Laura Jaeger (133 games)	1984-89
8.	378	Darcy Homann (88 games)	1988-92
9.	353	Nikki Wohler (127 games)	1986-90
10.	352	Niecee Madrigal (105 games)	1997-98,99-02

### Free throw percentage

1.	.822	Lacey Grimm (106-129)	1999-01
2.	.798	Heather Seyfert (198-248)	1999-03
3.	.798	Niecee Madrigal (281-352)	1997-98,99-02
4.	.788	Sue Tuggle (141-179)	1985-89
5.	.771	Katie Atkins (175-227)	2003-05
6.	.768	Teresa Miller (126-164)	1983-85
7.	.767	Laura Jaeger (339-442)	1984-89
8.	.764	Darcy Madison (214-280)	2004-06
9.	.751	Courtney Bridges (139-185)	2000-02
10.	.732	Denise Benedict (328-448)	2004-08



# Career Records



## Rebounding

### Rebounds

1.	1014	Janice Edwards (400o-614d)	1979-83
2.	992	Amanda Tweedy (388o-604d)	1999-03
3.	978	Rebecca Roesler (372o-606d)	1985-89
4.	924	Jeanne Oak (271o-653d)	1980-84
5.	774	Heather Seyfert (242o-532d)	1999-03
6.	728	Laura Jaeger (226o-502d)	1984-89
7.	712	Nikki Wohler (274o-438d)	1986-90
8.	662	Karen Braem (226o-436d)	1982-85
9.	648	Shelly English (214o-434d)	1992-96
10.	608	Patty Stephen (276o-332d)	1986-90

### Rebounding average

1.	13.0	DeWitz Dalene (24 games)	1978-79
2.	9.5	Paula Politte (63 games)	1981-83
3.	8.8	Janice Edwards (115 games)	1979-83
4.	8.4	Katie Atkins (53 games)	2003-05
5.	8.3	Amanda Tweedy (120 games)	1999-03
6.	8.2	Bobbi Benson (28 games)	1998-99
7.	8.0	Karen Braem (83 games)	1982-85
8.	7.8	Jeanne Oak (119 games)	1980-84
9.	7.5	Renee Kesting (49 games)	1997-99
10.	7.5	Suzie Haynes (30 games)	1998-99

## Assists

### Assists

1.	599	Sue Tuggle	1985-89
2.	540	Kendra Gardner	1984-88
3.	352	Niecee Madrigal	1997-98,99-02
4.	341	Jeanne Oak	1980-84
5.	329	Denise Benedict	2004-08
6.	315	Laura Jaeger	1984-89
7.	312	Janet Ralph	1985-89
8.	288	Sarah Sowers	1996-00
9.	284	Brooke Scheib	1981-83,84-85
10.	263	Berni Larsen	1980-84

### Assists average

1.	4.6	Sue Tuggle (130 games)	1985-89
2.	4.4	Kendra Gardner (123 games)	1984-88
3.	4.3	Sarah Goodfellow (43 games)	1993-95
4.	4.2	Rebecca Gimeno (29 games)	2008-09
5.	3.7	Alyssa Hopkins (58 games)	1998-00
6.	3.7	Paula Politte (63 games)	1981-83
7.	3.6	Jean Visser (50 games)	1978-80
8.	3.6	Holly Van Nortwick (29 games)	1992-93
9.	3.4	Angela Rosales (58 games)	2000-02
10.	3.4	Niecee Madrigal (105 games)	1997-98,99-02

## Blocks

### Blocked shots

1.	439	Janice Edwards	1979-83
2.	387	Dalene DeWitz	1979-81,82-83
3.	172	Ann Snodderly	2006-09
4.	145	Rebecca Roesler	1985-89
5.	137	Patty Stephen	1986-90
6.	125	Renee Kesting	1997-99
7.	119	Amanda Tweedy	1999-03
8.	109	Natalie Eilers	1985-88
9.	87	Joyce Oniah	2005-08
10.	73	Katie Atkins	2003-05

### Blocked shots average

1.	4.8	Dalene DeWitz (81 games)	1979-81,82-83
2.	3.8	Janice Edwards (115 games)	1979-83
3.	2.6	Renee Kesting (49 games)	1997-99
4.	2.5	DeWitz, Dalene (24 games)	1978-79
5.	1.8	Ann Snodderly (94 games)	2006-09
6.	1.8	Tracy Baldwin (29 games)	1992-93
7.	1.6	Natalie Eilers (69 games)	1985-88
8.	1.4	Katie Atkins (53 games)	2003-05
9.	1.1	Rebecca Roesler (131 games)	1985-89
10.	1.1	Patty Stephen (125 games)	1986-90

## Steals

### Steals

1.	229	Sue Tuggle	1985-89
2.	228	Kendra Gardner	1984-88
3.	226	Janice Edwards	1979-83
4.	225	Jeanne Oak	1980-84
5.	213	Niecee Madrigal	1997-98,99-02
6.	205	Jean Visser	1978-80
7.	197	Denise Benedict	2004-08
8.	173	Berni Larsen	1980-84
9.	172	Laura Jaeger	1984-89
10.	159	Darcy Homann	1988-92

### Steals average

1.	4.1	Jean Visser (50 games)	1978-80
2.	2.6	Alyssa Hopkins (58 games)	1998-00
3.	2.6	Katie Atkins (53 games)	2003-05
4.	2.4	Paula Politte (63 games)	1981-83
5.	2.3	Judy Ray (25 games)	1978-79
6.	2.2	Holly Van Nortwick (29 games)	1992-93
7.	2.2	DeWitz, Dalene (24 games)	1978-79
8.	2.0	Tara Gunderson (63 games)	1994-95,96-97
9.	2.0	Niecee Madrigal (105 games)	1997-98,99-02
10.	2.0	Courtney Bridges (59 games)	2000-02

## Participation

### Games played

1.	135	Lisa Rudd	1986-90
2.	133	Laura Jaeger	1984-89
3.	131	Rebecca Roesler	1985-89
4.	130	Sue Tuggle	1985-89
5.	127	Nikki Wohler	1986-90
6.	125	Patty Stephen	1986-90
7.	123	Kendra Gardner	1984-88
8.	120	Amanda Tweedy	1999-03
9.	119	Jeanne Oak	1980-84
10.	115	Janice Edwards	1979-83

### Games started

1.	101	Denise Benedict	2004-08
2.	100	Amanda Tweedy	1999-03
3.	98	Rena Ramirez	1994-98
4.	83	Sarah Sowers	1996-00
5.	80	Niecee Madrigal	1997-98,99-02
6.	77	Ann Snodderly	2006-09
7.	76	Heather Seyfert	1999-03
8.	70	Shelly English	1992-96
9.	60	Danielle Clauson	2007-09
60		Tara Gunderson	1994-95,96-97

### Minutes

1.	3581	Denise Benedict	2004-08
2.	3337	Sarah Sowers	1996-00
3.	2993	Amanda Tweedy	1999-03
4.	2970	Rena Ramirez	1994-98
5.	2928	Shelly English	1992-96
6.	2831	Heather Seyfert	1999-03
7.	2708	Niecee Madrigal	1997-98,99-02
8.	1983	Ann Snodderly	2006-09
9.	1939	Maryam Razavi	2006-09
10.	1927	Tara Tiedman	1992-94

### Minutes average

1.	34.1	Denise Benedict (105 games)	2004-08
2.	33.7	Jennifer Johnson (28 games)	1993-94
3.	33.1	Holly Van Nortwick (29 games)	1992-93
4.	32.7	Tara Tiedman (59 games)	1992-94
5.	32.6	Sarah Goodfellow (43 games)	1993-95
6.	31.5	Nina Diouf (2 games)	1993-94
7.	31.1	Bobbi Benson (28 games)	1998-99
8.	29.8	Renee Kesting (49 games)	1997-99
9.	29.5	Tara Gunderson (63 games)	1994-95,96-97
10.	29.3	Kelsey Schaefer (62 games)	2006-08





# Season Records

## Scoring

### Points

1.	698	Laura Jaeger (36 games)	1988-89
2.	647	Kendra Gardner (35 games)	1987-88
3.	598	Kendra Gardner (29 games)	1984-85
4.	591	Kendra Gardner (31 games)	1986-87
5.	539	Laura Jaeger (35 games)	1987-88
6.	523	Laura Jaeger (32 games)	1986-87
7.	481	Sue Tuggle (36 games)	1988-89
8.	480	Renee Kesting (31 games)	1998-99
9.	479	Kendra Gardner (28 games)	1985-86
10.	476	Angela Fox (30 games)	1983-84

### Scoring average

1.	20.6	Kendra Gardner (29 games)	1984-85
2.	19.4	Laura Jaeger (36 games)	1988-89
3.	19.1	Kendra Gardner (31 games)	1986-87
4.	18.5	Kendra Gardner (35 games)	1987-88
5.	17.1	Jean Visser (24 games)	1978-79
6.	17.1	Kendra Gardner (28 games)	1985-86
7.	17.0	Jean Visser (26 games)	1979-80
8.	16.3	Laura Jaeger (32 games)	1986-87
9.	16.3	Janice Edwards (28 games)	1980-81
10.	16.0	Rena Ramirez (21 games)	1997-98

## Field Goals

### Field goals made

1.	272	Laura Jaeger (36 games)	1988-89
2.	261	Kendra Gardner (35 games)	1987-88
3.	245	Kendra Gardner (31 games)	1986-87
4.	244	Kendra Gardner (29 games)	1984-85
5.	220	Angela Fox (30 games)	1983-84
6.	218	Laura Jaeger (32 games)	1986-87
7.	213	Sue Tuggle (36 games)	1988-89
8.	206	Laura Jaeger (35 games)	1987-88
9.	204	Kendra Gardner (28 games)	1985-86
10.	190	Renee Kesting (31 games)	1998-99

### Field goals attempted

1.	577	Laura Jaeger (36 games)	1988-89
2.	555	Kendra Gardner (29 games)	1984-85
3.	532	Kendra Gardner (31 games)	1986-87
4.	509	Kendra Gardner (35 games)	1987-88
5.	481	Angela Fox (30 games)	1983-84
6.	470	Sue Tuggle (36 games)	1988-89
7.	468	Tara Gunderson (31 games)	1994-95
8.	459	Kendra Gardner (28 games)	1985-86
9.	457	Laura Jaeger (32 games)	1986-87
10.	446	Tara Tiedman (30 games)	1993-94

### Field goal percentage

1.	.583	Renee Kesting (190-326)	1998-99
2.	.577	Rebecca Roesler (146-253)	1987-88
3.	.570	Janice Edwards (166-291)	1979-80
4.	.554	Sammy Smith (56-101)	2004-05
5.	.545	Janice Edwards (189-347)	1980-81
6.	.538	Joyce Oniah (86-160)	2007-08
7.	.526	Janice Edwards (152-289)	1982-83
8.	.519	Janice Edwards (164-316)	1981-82
9.	.518	Danielle Clauson (174-336)	2007-08
10.	.518	Danielle Clauson (162-313)	2008-09

## 3-Point Field Goals

### 3-point field goals made

1.	51	Laura Jaeger (36 games)	1988-89
2.	48	Camille Adana (32 games)	1995-96
	48	Rena Ramirez (21 games)	1997-98
4.	47	Christy Rickert (31 games)	2002-03
5.	41	Courtney Bridges (31 games)	2000-01
6.	40	Angela Gimeno (33 games)	2008-09
	40	Rena Ramirez (31 games)	1994-95
8.	39	Korey Beeler (31 games)	2002-03
	39	Angela Rosales (29 games)	2001-02
10.	36	Maryam Razavi (20 games)	2006-07

### 3-point field goals attempted

1.	148	Christy Rickert (31 games)	2002-03
2.	142	Rena Ramirez (31 games)	1994-95
3.	138	Korey Beeler (31 games)	2002-03
4.	126	Camille Adana (32 games)	1995-96
5.	117	Laura Jaeger (36 games)	1988-89
6.	116	Maryam Razavi (20 games)	2006-07
7.	114	Sandy Thorpe (30 games)	1990-91
8.	109	Angela Gimeno (33 games)	2008-09
	109	Rena Ramirez (21 games)	1997-98
10.	106	Denise Benedict (26 games)	2005-06

### 3-point FG percentage

1.	.462	Leeann McDonald (36-78)	1998-99
2.	.440	Rena Ramirez (48-109)	1997-98
3.	.436	Laura Jaeger (51-117)	1988-89
4.	.432	Courtney Bridges (41-95)	2000-01
5.	.381	Camille Adana (48-126)	1995-96
6.	.368	Angela Rosales (39-106)	2001-02
7.	.367	Angela Gimeno (40-109)	2008-09
8.	.318	Christy Rickert (47-148)	2002-03
9.	.310	Maryam Razavi (36-116)	2006-07
10.	.283	Korey Beeler (39-138)	2002-03

## Free Throws

### Free throws made

1.	134	Darcy Madison (29 games)	2005-06
2.	122	Kendra Gardner (35 games)	1987-88
3.	110	Kendra Gardner (29 games)	1984-85
4.	109	Niecee Madrigal (31 games)	2000-01
5.	103	Laura Jaeger (36 games)	1988-89
6.	102	Amanda Tweedy (31 games)	2002-03
	102	Laura Jaeger (35 games)	1987-88
8.	101	Kendra Gardner (31 games)	1986-87
9.	100	Paula Politte (32 games)	1982-83
	100	Renee Kesting (31 games)	1998-99

### Free throws attempted

1.	181	Darcy Madison (29 games)	2005-06
2.	169	Kendra Gardner (29 games)	1984-85
3.	161	Amanda Tweedy (31 games)	2002-03
4.	160	Karen Braem (29 games)	1984-85
5.	159	Amanda Tweedy (30 games)	2001-02
6.	157	Kendra Gardner (35 games)	1987-88
7.	156	Paula Politte (32 games)	1982-83
	156	Shelly English (30 games)	1993-94
9.	152	Rebecca Roesler (32 games)	1986-87
10.	149	Nicole Jamieson (30 games)	2005-06

### Free throw percentage (minimum 35 made)

1.	.879	Niecee Madrigal (109-124)	2000-01
2.	.875	Sue Tuggle (35-40)	1988-89
3.	.864	Heather Seyfert (38-44)	1999-00
4.	.862	Heather Seyfert (56-65)	2001-02
5.	.857	Kortney Smith (36-42)	2001-02
	.857	Angela Fox (36-42)	1983-84
7.	.854	Teresa Miller (41-48)	1983-84
8.	.849	Christy Rickert (62-73)	2002-03
9.	.844	Angie Woolhiser (38-45)	2006-07
10.	.843	Katie Atkins (75-89)	2004-05



# Season Records



## Rebounding

### Rebounds

1.	324	Rebecca Roesler (132o-192d)	1986-87
2.	320	Jeanne Oak (85o-235d)	1981-82
3.	311	DeWitz, Dalene (165o-146d)	1978-79
4.	308	Paula Politte (84o-224d)	1981-82
5.	306	Karen Braem (110o-196d)	1984-85
6.	289	Heather Seyfert (88o-201d)	2002-03
7.	288	Janice Edwards (110o-178d)	1981-82
	288	Paula Politte (86o-202d)	1982-83
9.	287	Amanda Tweedy (132o-155d)	2002-03
10.	281	Patty Stephen (134o-147d)	1989-90

### Rebounding average

1.	13.0	DeWitz, Dalene (24 games)	1978-79
2.	10.6	Karen Braem (29 games)	1984-85
3.	10.3	Jeanne Oak (31 games)	1981-82
4.	10.1	Rebecca Roesler (32 games)	1986-87
5.	10.0	Dalene DeWitz (28 games)	1980-81
6.	9.9	Paula Politte (31 games)	1981-82
7.	9.7	Janice Edwards (28 games)	1980-81
8.	9.3	Heather Seyfert (31 games)	2002-03
9.	9.3	Janice Edwards (31 games)	1981-82
10.	9.3	Amanda Tweedy (31 games)	2002-03

## Assists

### Assists

1.	186	Kendra Gardner	1987-88
	186	Sue Tuggle	1988-89
3.	170	Sue Tuggle	1986-87
4.	164	Kendra Gardner	1986-87
5.	157	Sarah Goodfellow	1993-94
6.	145	Sue Tuggle	1987-88
7.	133	Brooke Scheib	1984-85
8.	132	Janet Ralph	1988-89
9.	130	Paula Politte	1982-83
10.	123	Rebecca Gimeno	2008-09

### Assists average

1.	5.5	Sue Tuggle (31 games)	1986-87
2.	5.3	Kendra Gardner (35 games)	1987-88
3.	5.3	Kendra Gardner (31 games)	1986-87
4.	5.2	Sarah Goodfellow (30 games)	1993-94
5.	5.2	Sue Tuggle (36 games)	1988-89
6.	4.6	Brooke Scheib (29 games)	1984-85
7.	4.3	Alyssa Hopkins (28 games)	1998-99
8.	4.2	Rebecca Gimeno (29 games)	2008-09
9.	4.2	Kendra Gardner (28 games)	1985-86
10.	4.1	Sue Tuggle (35 games)	1987-88

## Blocks

### Blocked shots

1.	209	Dalene DeWitz	1980-81
2.	138	Janice Edwards	1980-81
3.	124	Janice Edwards	1981-82
4.	98	Janice Edwards	1982-83
5.	97	Dalene DeWitz	1979-80
6.	87	Renee Kesting	1998-99
7.	81	Ann Snodderly	2008-09
	81	Dalene DeWitz	1982-83
9.	79	Janice Edwards	1979-80
10.	75	Patty Stephen	1989-90

### Blocked shots average

1.	7.5	Dalene DeWitz (28 games)	1980-81
2.	4.9	Janice Edwards (28 games)	1980-81
3.	4.0	Janice Edwards (31 games)	1981-82
4.	3.9	Dalene DeWitz (25 games)	1979-80
5.	3.4	Janice Edwards (29 games)	1982-83
6.	2.9	Janice Edwards (27 games)	1979-80
7.	2.9	Dalene DeWitz (28 games)	1982-83
8.	2.8	Renee Kesting (31 games)	1998-99
9.	2.5	DeWitz, Dalene (24 games)	1978-79
10.	2.5	Ann Snodderly (33 games)	2008-09

## Steals

### Steals

1.	121	Jean Visser	1978-79
2.	85	Niecee Madrigal	2000-01
	85	Jeanne Oak	1983-84
4.	84	Jean Visser	1979-80
	84	Berni Larsen	1980-81
6.	83	Paula Politte	1982-83
7.	81	Janice Edwards	1980-81
8.	80	Sue Tuggle	1988-89
9.	78	Alyssa Hopkins	1999-00
10.	77	Tara Gunderson	1996-97

### Steals average

1.	5.0	Jean Visser (24 games)	1978-79
2.	3.2	Jean Visser (26 games)	1979-80
3.	3.0	Berni Larsen (28 games)	1980-81
4.	2.9	Katie Atkins (24 games)	2004-05
5.	2.9	Janice Edwards (28 games)	1980-81
6.	2.8	Jeanne Oak (30 games)	1983-84
7.	2.7	Niecee Madrigal (31 games)	2000-01
8.	2.6	Alyssa Hopkins (28 games)	1998-99
9.	2.6	Alyssa Hopkins (30 games)	1999-00
10.	2.6	Paula Politte (32 games)	1982-83

## Participation

### Games played

1.	36	Nikki Wohler	1988-89
	36	Sue Tuggle	1988-89
	36	Laura Jaeger	1988-89
	36	Rebecca Roesler	1988-89
5.	35	Lisa Rudd	1987-88
	35	Natalie Eilers	1987-88
	35	Janet Ralph	1987-88
	35	Kendra Gardner	1987-88
	35	Rebecca Roesler	1987-88
	35	Patty Stephen	1988-89

### Games started

1.	33	Angela Gimeno	2008-09
	33	Ann Snodderly	2008-09
	33	Danielle Clauson	2008-09
4.	31	Heather Seyfert	2002-03
	31	Niecee Madrigal	2000-01
	31	Amy Twigg	1996-97
	31	Christy Rickert	2002-03
	31	Amanda Tweedy	2002-03
9.	30	Tara Gunderson	1994-95
	30	Korey Beeler	2002-03

### Minutes

1.	1095	Sarah Goodfellow	1993-94
2.	1062	Heather Seyfert	2002-03
3.	1040	Tara Tiedman	1993-94
4.	1020	Sarah Sowers	1999-00
5.	1005	Lisa Rudd	1989-90
	1005	Nicole Jamieson	2005-06
7.	1002	Nikki Wohler	1989-90
8.	983	Sarah Sowers	1998-99
9.	968	Korey Beeler	2002-03
10.	966	Tara Gunderson	1994-95

### Minutes average

1.	36.5	Sarah Goodfellow (30 games)	1993-94
2.	35.2	Denise Benedict (26 games)	2005-06
3.	35.0	Denise Benedict (23 games)	2006-07
4.	34.7	Tara Tiedman (30 games)	1993-94
5.	34.3	Heather Seyfert (31 games)	2002-03
6.	33.9	Rena Ramirez (21 games)	1997-98
7.	33.8	Denise Benedict (28 games)	2007-08
8.	33.7	Jennifer Johnson (28 games)	1993-94
9.	33.5	Nicole Jamieson (30 games)	2005-06
10.	33.1	Holly Van Nortwick (29 games)	1992-93





---

# Tuominen Yard

---




Concordia strives to help student-athletes reach their full potential, and to be among the top competitors in the National Association of Intercollegiate Athletics (NAIA). The new athletic complex will provide first-class facilities for soccer and baseball to meet the growing needs of Cavalier athletics and the community. The new facility will enrich the experience for Cavalier players and fans, and serve the community through hosting tournaments, clinics, camps, and local community sports programs.

## Athletic Complex Fast Facts

- Entire complex will span four city blocks
- Synthetic turf, lights and increased size from current grass field will allow year-round use and increase hours of operation
- Each field will have a press box and stadium seating for more than 1,000 spectators
- Fans will enjoy new concession areas and the alumni plaza
- Complex includes improved training resources and team rooms to elevate athletic performance and reduce injury
- Construction is scheduled to be completed in 2010



# CU Athletic Staff



Brad  
Barbarick  
  
Men's  
Basketball



Dan  
Birkey  
  
Men's  
Soccer



Aaron  
Christian  
  
Women's  
Basketball



Scott  
Crawford  
  
Assistant  
Athletic Trainer



Randy  
Dalzell  
  
Cross Country  
Track & Field

## ASSISTANT COACHES

BASEBALL  
*Jeff Bard*  
*Brian Grant*  
*Larry Grey*

### MEN'S BASKETBALL

*Henry Barrera*  
*Larry Black*  
*John Jackson*  
*Joe Navarro*

### WOMEN'S BASKETBALL

*Angela Gimnea*  
*Rebecca Gimeno*  
*Colby Matney*  
*Christine Nelson*

### CC/TRACK & FIELD

*Tim Badley*  
*Rick Baggett*  
*Jim Beam*  
*Tim Bright*  
*Scott Halley*  
*Herman Johnson*  
*John Mayes*  
*Mike Milakovic*  
*Jason Mueller*  
*LaVon Pierce*  
*LaReina Starr*  
*Mac Wilkins*

GOLF  
*Jerry Lee*

### MEN'S SOCCER

*Jason Moore*  
*David Proud*  
*Steve Reece*

### WOMEN'S SOCCER

*Alex Gonzalez*  
*Amy Jackson*  
*Garrett Staples*

SOFTBALL  
*Allan Baker*

*Laura Steenson-Seratt*

VOLLEYBALL  
*Rachel Cotter*  
*Ray Nunn*



Jason  
Dormeyer  
  
Sports  
Information  
Director



Matt  
English  
  
Athletic Director



Ronn  
Grove  
  
Golf



Melanie  
Hambelton  
  
Volleyball



Carrie  
Kosderka-Farrell  
  
Softball



Emily  
Kosderka  
  
Athletic Trainer



Grant  
Landy  
  
Women's  
Soccer



Pat  
Sweeney  
  
Associate  
Athletic Director



Rob  
Vance  
  
Baseball




Nancy  
Wojcik  
  
Administrative  
Assistant





# Concordia



## About Concordia University

Established in 1905, Concordia University is a private Lutheran liberal arts university located in northeast Portland. We welcome students of all faiths.

Committed to the dual purpose of preparing students for life and for living, Concordia provides you with a challenging, supportive learning environment. We believe that spirited intellectual journey strengthens your commitment to justice, compassion and moral integrity. Our students graduate well-equipped with the tools necessary for achievement in your field and for making a difference in the world.

Concordia University is a member of the Concordia University system, a national consortium of Lutheran colleges and universities located throughout the United States, and is accredited by the Northwest Commission on Colleges and Universities.

## Academics at Concordia

Concordia is a liberal arts university offering programs in education, business management, health and social services, theological studies and arts and sciences.

No matter what your program of study, you'll gain practical experience (through an internship or student teaching) in addition to the critical thinking and problem solving skills that employers are looking for.

And if you're looking for a challenge, consider Concordia's Honors Program. Open

to incoming freshmen with a high school grade point average of 3.65 or higher, the Honors Program offers you an opportunity to flex your mental muscles in advanced versions of the general education requirements.

## Spiritual Life at Concordia

Students at Concordia University benefit from the strong and vibrant spiritual life found on campus. We are a Lutheran university, open to students of all faiths, where Christian values and principles underlie the learning process and campus life.

What you learn at Concordia—in chapel, in the classroom, on retreats and through Bible studies—will shape how you interact with others in both your personal and professional life. Plus you'll have the opportunity to actively nurture your faith through service projects, by participating in worship services and attending mission events, and perhaps even studying for a career in professional church work.

## Expand Your Horizons

A Concordia education is about much more than just going to class, taking tests or writing essays. Our students are encouraged to get involved and make a difference in the world around them.

Join one of our many clubs and organizations, audition for the choir, or run for student government. Need a change of scenery? Study abroad at one of the nine other Concordias located throughout the country.

## Free Time at Concordia

Our students don't talk about having to go to



CONCORDIA  
UNIVERSITY

school in Portland; they talk about getting to go to school in Portland. That's because Portland is an exciting mix of culture and nature sure to provide an outlet for every interest.

Like sports? We've got NBA basketball, hockey, soccer and baseball. If arts are more your style, check out the symphony, museums and live theatres. Shopping extraordinaire? Take your pick from open-air markets, major department stores, vintage shops—and everything in between. Are you the outdoors type? Portland is known for its extensive system of more than 240 parks, including Forest Park with more than 74 miles of hiking, biking and equestrian trails. Drive an hour east to Mt. Hood; head an hour west and you're gazing across the Pacific Ocean.

Not that you'll want to leave campus the minute class gets out. Stay right here on campus to take in a first-run movie, go to a dance, win bragging rights through a (friendly) residence hall competition, or sign up for intramural sports. There is a lot to do—just make sure you leave time for studying!

## Some Facts and Figures

Student Enrollment: 1,900  
Average Class Size: 20  
Student/Faculty Ratio: 14:1

Academic Programs: More than 20 majors and minors through three colleges: the College of Theology, Arts & Sciences, The College of





*Mt. Hood*

Education and the School of Management.

*Intercollegiate Athletics:* The Cavaliers field teams in men's and women's soccer, volleyball, men's and women's golf, men's and women's basketball, track & field, cross country, baseball and softball. Concordia competes in the Cascade Collegiate Conference of the National Association of Intercollegiate Athletics (NAIA). In the last decade, the Cavaliers have won more than 20 conference championships, eight regional championships and made 11 appearances at the NAIA national tournament. During that same time frame, 124 athletes have been recognized as All-Americans and 64 have earned Academic All-American status. Concordia's athletic programs are recognized as leaders in both the Cascade Conference and the NAIA.

*Activities:* Student activities at Concordia University include the Associated Students of Concordia University (ASCU-Student Government), Christian Life Ministries, the Concordia Choir, the Handbell Choir, intramural sports, The Promethean (literary arts journal) and many others.

## **Recent History**

1995: University status granted; campus-wide technology initiative upgrades improve connectivity for students, faculty and staff.


1996: Distance learning classes and visiting student program begins at Concordia University System; master's degree programs offered by the College of Education.

1997: Health Care Administration program is approved for associate membership to the As-

sociation of University Programs in Health Care Administration; Director of Christian Education program is expanded with calling of first full-time director.

1998: New 245-bed residence complex opens, doubling resident student population; College of Education invited to provide five-county Northwest Regional Education Service District master's degree programs and continuing education at off-campus sites; School of Management awarded national accreditation from the International assembly of Collegiate Business Education.

2000: School of Management established eBusiness program; Master of Business



*Multnomah Falls*

Administration degree offered by the School of Management.

2003: Renovation of biology laboratory/classroom completed. Men's and women's golf programs added to athletics.

2005: Concordia celebrates its Centennial Anniversary; Bachelor of Science in Nursing Program begins; Nursing Skills Lab opens. Cross country and track & field programs added to athletics.



*Pacific Coast*





The Old Spaghetti Factory offers our Famous Complete Meal with excellent service, in a unique setting, at unbeatable prices.

Now you can cut your wait time! Call us after 5:00pm and we will add your name to our waiting list. When you arrive, check in with the hostess and we will have your table ready soon!

We look forward to serving you!



South Waterfront (503)222-5375    Clackamas (503)653-7940  
Tanasbourne (503)617-7614    Vancouver (360)253-9030

[www.osf.com](http://www.osf.com)



**Kent Belser**  
**General Manager**  
**[clackamas\\_gm@osf.com](mailto:clackamas_gm@osf.com)**  
**(503) 653-7949**

# GOOD LUCK CONCORDIA FROM YOUR FRIENDS IN BUSINESS



2053 S.E. 1st St.  
Gresham, OR 97080  
492-8699  
Fax: 503-492-3710

Dan Bellamy

CCB#52297

President

## Larry & Chuck's HEATING, INC.

FURNACES • BOILERS • AIR CONDITIONING

Timothy Hodgson

2026 SE 11th Avenue • Portland, OR 97214  
503-232-5747 • Fax 503-235-7336 • Since 1948

Dan W. Bourbonais  
General Manager



First in textile services worldwide

American Linen Division  
1441 N. Columbia Blvd.  
Portland, OR 97217  
T 503.283.2233  
F 503.283.2386  
E dbourbonais@alsco.com  
www.alsco.com



Award Winning  
Genuine Hickory Smoked BBQ  
& Our Own *Secret* Sauce

Custom Catering Available

**503-288-3836**

5410 NE 33rd Avenue  
Portland, OR 97211



SINCE 1962  
**DON-FRANK**  
RESIDENTIAL - COMMERCIAL  
FLOORCOVERING  
CCB #03620

66 SE Morrison, Portland, OR 97214  
(503) 235-5447 Fax (503) 235-5448

## DELUXE FUEL INC. HEATING & COOLING

Office: (503) 287-6688

1013 NE 62nd Avenue • Portland, OR 97213  
CCB 49457 • Fax: (503) 287-0614  
www.deluxefuel.com

# Capitol Electric Co., Inc.

COMMERCIAL, INDUSTRIAL, ELECTRICAL DESIGN / BUILD,  
LIGHTING MAINTENANCE & FIRE LIFE SAFETY SYSTEMS

- Specializing in "Turn Key" Electrical Services
- Providing Pre-Construction Services ranging from Design/Build, Design Assist, Electrical Needs Analysis, and Detailed, Conceptual Electrical Budgeting
- Continuously Striving to Exceed your Expectations by Providing the Next Level of Professionalism in Electrical Services

**[www.capitoelectricco.com](http://www.capitoelectricco.com)**

11401 NE Marx St., Portland, OR 97220

Phone: **503.255.9488** • Fax: **503.257.7121**

CCB #48748

# Support Concordia Athletics year round: **Join the Cavalier Club!**

Become a Cavalier booster and show your support of Concordia University student athletes and coaches!

Concordia student athletes are committed to striving for greatness on the field and in the classroom. As a Cavalier Club member, you become a partner in the effort to make Cavalier Athletics the best it can be every year. Your annual support will give student athletes more opportunities to improve their performance and help build a stronger foundation for Cavalier Athletics as a whole.

Your Cavalier Club membership gift goes directly to support



Cavalier student athletes, funding programs and equipment. And your gift is 100% tax-deductible.

You'll receive regular updates on upcoming

games and events, post game reports,

statistics, and highlights, discounts on

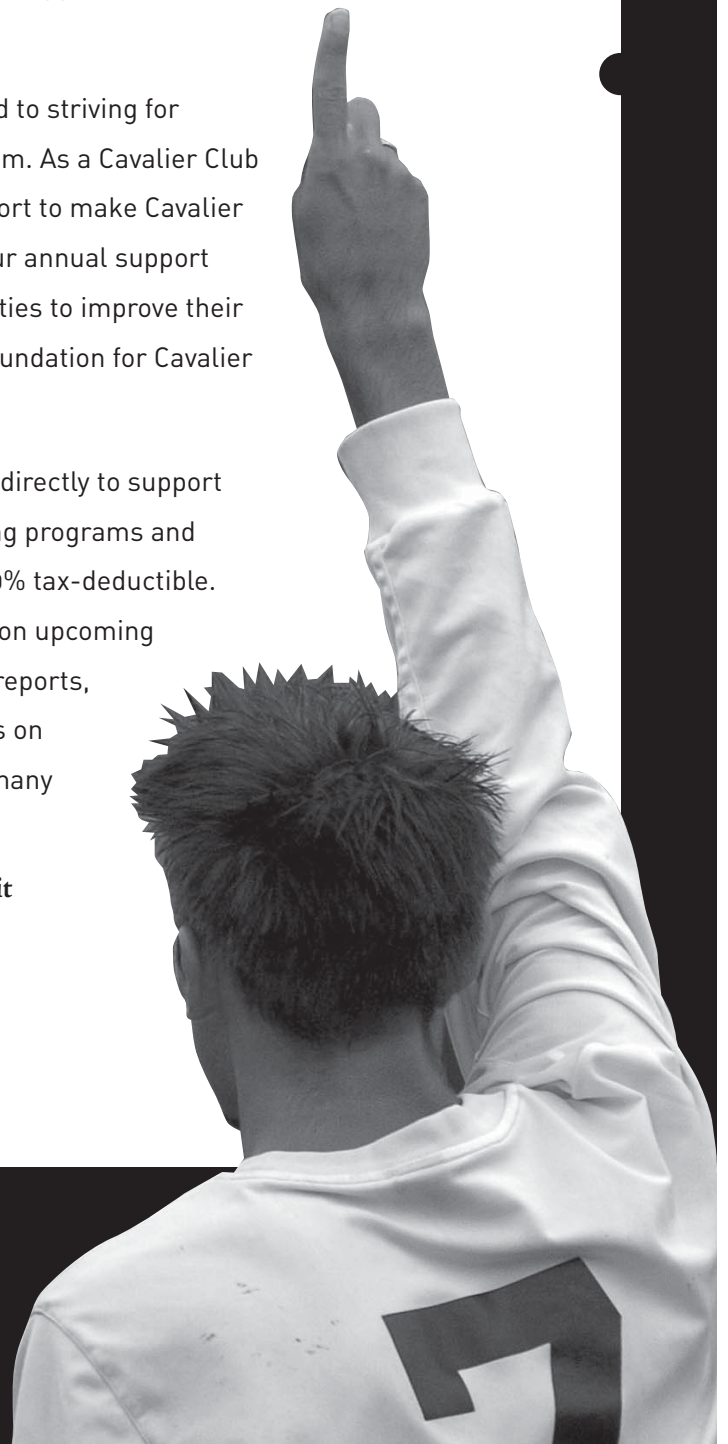
Cavalier clothing and merchandise, and many

**Become a Cavalier Club Member today! - visit**  
**[www.cu-portland.edu/cavclub](http://www.cu-portland.edu/cavclub) or**  
**call 503-280-8505**



**CONCORDIA**  
**UNIVERSITY**

[WWW.CU-PORTLAND.EDU/CAVCLUB](http://WWW.CU-PORTLAND.EDU/CAVCLUB)  
503-280-8505





# BASKETBALL 09-10



CONCORDIA  
CAVALIERS

