

2013 EASTERN ILLINOIS FOOTBALL

DEFEND OUR PRIDE



PANTHERS

EASTERN ILLINOIS



2012 OVC Champions

www.eiupanthers.com

JIMMY GAROPPOLO

2013 Payton Award Candidate
2012 10th in Payton Voting

ERIK LORA

2013 Payton Award Candidate
2012 4th in Payton Voting
2012 OVC Player of the Year



2013 EIU Football Schedule

DATE.....	OPPONENT	LOCATION	TIME	TV
Aug. 31	at San Diego State	San Diego, Calif.....	7 pm	Mountain West Network
Sept. 7	at Southern Illinois	Carbondale, Ill.	6 pm	
Sept. 14	ILLINOIS STATE	O'BRIEN FIELD	6 pm	WEIU / OVC
.....	(102nd Mid-America Classic)			
Sept. 21	at Northern Illinois	DeKalb, Ill.	6 pm	
Sept. 28	• EASTERN KENTUCKY	O'BRIEN FIELD	1:30 pm	ESPN3
.....	(Family Weekend)			
Oct. 10	• at Austin Peay	Clarksville, Tenn.	6 pm	OVC
Oct. 19	• SOUTHEAST MISSOURI	O'BRIEN FIELD	1:30 pm	WEIU / OVC
.....	(Homecoming)			
Oct. 26	• at Tennessee State	Nashville, Tenn.	4 pm	OVC
Nov. 2	• TENNESSEE TECH	O'BRIEN FIELD	12 pm	WEIU / OVC
Nov. 9	• at Murray State	Murray, Ky.....	12 pm	OVC
Nov. 16	• JACKSONVILLE STATE	O'BRIEN FIELD	12 pm	ESPN3
Nov. 23	• at UT Martin	Martin, Tenn.....	1 pm	ESPN3

..... • Ohio Valley Conference Game

..... OVC games carried on OVC Digital Network (www.ovcdigitalnetwork.com)

..... All Times Central





EIU PANTHER FOOTBALL

2013 Schedule.....	Inside Cover
EIU Football Game Day	1
Table of Contents	2
Head Coach Dino Babers.....	3
Assistant Coaches	4-8
2013 EIU Football Roster	9-11
2013 Payton Award Candidates	12-13
2013 Returning Players.....	14-30
2013 Newcomers	31-34
2012 Statistics & Review.....	35-41
2013 Opponents.....	42-48
All-Time Series & History vs. FBS	49-50
Ohio Valley Conference	51-55
EIU Football History	56-57
Honors & Awards.....	58-62
Record Book	63-70
Annual Leaders.....	71-75
Top Performances	76-79
Panthers In the NFL.....	80-83
All-Time Results	84-91
FCS Playoff Record Book & Results	92-101
Panthers In The Polls	102
Panther National Rankings.....	103-104
Panther Coaching Records	105
O'Brien Field	106
EIU Administration	107
Media Information.....	108
This is Eastern Illinois University	Back Cover

NCAA PLAYOFF APPEARANCES (Since 2000 by OVC Schools)

<u>School.....</u>	<u># Appearances</u>
EASTERN ILLINOIS	8
Eastern Kentucky	3
Jacksonville State.....	3
Murray State.....	1
UT Martin.....	1
Southeast Missouri.....	1
Tennessee Tech.....	1

OVC CHAMPIONSHIPS (Since EIU joined OVC in 1996)

<u>School.....</u>	<u># Championships</u>
EASTERN ILLINOIS	6
Eastern Kentucky	4
Jacksonville State.....	3
Murray State.....	2
Tennessee State.....	2
UT Martin.....	1
Tennessee Tech.....	1
Southeast Missouri.....	1
Western Kentucky	1



EIU RECORD: 7-5 (6-1 OVC)

Dino Babers made his mark on the Eastern Illinois football program in his first season with the Panthers taking the program from last in the Ohio Valley Conference standings in 2011 to a conference championship in 2012.

Babers became just the fourth coach in OVC history to guide a program from last one season and first the next season. He was named the OVC Coach of the Year as he became just the fourth coach in OVC history to guide a program to the playoffs in their first season as a head coach. EIU finished the year at 7-5, 6-1 in the OVC advancing to the school's 14th FCS playoff appearance.

In addition to the OVC Coach of the Year honor, Babers was named the AFCA Region 3 Coach of the Year and finished third in the Sports Network Eddie Robinson Coach of the Year voting.

Babers brought with him a fast paced, high scoring offense as the Panthers ranked sixth in the nation in passing offense, eighth in total offense and 12th in scoring offense. That offense was keyed by the play of quarterback Jimmy Garoppolo and wide receiver Erik Lora. Both players were finalists for the Walter Payton Award with Lora placing fourth and Garoppolo tenth in the voting. Lora earned OVC Player of the Year honors as he set the NCAA FCS single season reception record with 136 catches.

Babers was hired as the 22nd head coach in Eastern Illinois University football history. He was announced as the new head coach by EIU University President Dr. William Perry and athletic director Barbara Burke before a large crowd in the EIU University Ball Room on Dec. 9, 2011.

Prior to being hired at EIU, Babers most served the special teams coordinator and wide receivers coach at Baylor University where the Bears featured one of the most explosive offenses in the nation.

With a smile on his face, Babers accepted the job by simply saying he was humbled to have been considered and selected to be the head coach at Eastern Illinois following in the footsteps of a man who first hired him on the EIU staff back in 1987, Bob Spoo.

"I am humbled to be your new head football coach. I love where I am at and I can't wait to get where we are going," Babers said. "I can't wait to see the smiles on the faces of the players, the community and this great academic institution on the things we are going to do on and off the field. We are going to set this community on fire."

One of the things that attracted Babers to the administration at Eastern Illinois was the type of man he is and the type of offense he planned on running.

"We are excited about a new era of Panther football," Burke said. "We were fortunate to have a great pool of candidates to select from. It was not an easy decision. I am glad it wasn't easy, it shows that people care about this program and EIU. When I spoke to people around the nation, two things kept coming up about Dino Babers. 1.) He is a man of outstanding character. 2.) He has a great offensive football mind. Lastly one person I respect called me and said I would be crazy not to hire Dino."

With Babers on the staff Baylor's explosive offense ranked second in the nation in 2011 in total offense as he helped coach 2011 Heisman Trophy winner Robert Griffin III. In 2010, Baylor's offensive unit ranked 12th in the nation in total offense. As the wide receivers coach, Babers coached All-Big 12 receiver David Gettis, a 2010 draft pick of the Carolina Panthers.

Babers coached four seasons at Baylor helping head coach Art Briles rebuild the program. Baylor made its second straight bowl game appearance with a win over Washington in the Alamo Bowl in 2011. In 2010 Baylor played Illinois in the Texas Bowl.

"He will be a great leader of your football program," Briles said. "He is an outstanding man, a great father and husband."

Babers joined the Baylor program after four seasons as the assistant head coach at UCLA on the staff of Karl Dorrell. At UCLA Babers helped coach the Bruins to four straight bowl appearances.

"He is a tremendous coach that brings a wealth of experience," said Dorrell. "He has coached every position on offense. As a recruiter he is energetic and can make that connection to players."

Babers mentioned that he would have a national base for recruiting with the primary emphasis on winning Illinois and the bordering states. He thanked the EIU administration for its support of that vision and the financial backing to have that national recruiting philosophy.

"The formula for success is going to follow the game plan we started at Baylor. We have to start with the product, and the product is the players," Babers added. "We want to attack them not only on the field from a strength and development standpoint, but also socially, morally and spiritually. All of those things are involved to making sure we get the best person we can on the football field."

Babers continued by saying "After that we are going to get into the community and get them behind us. We are going to play an exciting brand of football. It is something people are going to want to come out and see and it's going to be the thing to do on Saturdays. If you're not watching us, then you're not in the place where all the action is."

Prior to his time at UCLA, Babers spent one season at Pittsburgh following offensive coordinator stints at Texas A&M and Arizona. In 1998 he helped Arizona post a 12-1 record with a number four national ranking. In 1999 his offensive unit ranked third in the nation in total offense at 471.9 yards per game.

Babers entered the coaching profession as a graduate assistant at Hawai'i for one season and for two years

as a graduate assistant at Arizona State. ASU earned a trip the Rose Bowl following the 1986 season. He was hired as a part of Bob Spoo's first staff at Eastern Illinois in 1987. Babers mentioned that EIU was a place that he always thought might be a head coaching destination.

"All during my career I have always circled Eastern Illinois on my resume and said to myself - If that job ever came open I would love to be considered to be the next head coach of that program." Babers then joked by saying "it only took 25 years for Coach Spoo to retire for that opening to occur. That is a tribute to the type of program he has built here and the success they have been able to have."

Babers has had success at every stop of his coaching career. He has coached numerous former players who eventually played in the National Football League during his more than 25 years in the college coaching profession.

A native of San Diego, Calif., Babers was a four-year starter at Hawai'i earned All-Western Athletic Conference Academic honors. He was a free agent signee with the British Columbia Lions of the Canadian Football League when an injury in camp ended his professional career. He earned his undergraduate degree from Hawai'i in 1984 and a masters degree from Arizona State in 1988. He and his wife Susan have four daughters - Breeahnah, Tasha, Jazzmin and Paris.

THE COACH BABERS FILE

EDUCATION

University of Hawai'i Bachelor's, 1984
Arizona State University Masters, 1988

PLAYING CAREER

Hawai'i •..... 4-year starter (1979-80, 82-83)
Signed free agent contract with BC Lions (CFL)

COACHING CAREER

Dec. 9, 2011-present . **Eastern Illinois University**
Head Coach
2008-11..... **Baylor** (Receivers & Special Teams)
2004-07 **UCLA** (Assistant Head Coach)
2003 **Pittsburgh** (Assistant)
2001-02 **Texas A&M** (Offensive Coordinator)
1995-00 **Arizona** (Off. Cord./Assistant Coach)
1994 **San Diego State** (Assistant)
1991-93 **Purdue** (Assistant)
1990 **Northern Arizona** (Assistant)
1988-89 **UNLV** (Assistant)
1987 **Eastern Illinois** (Assistant)
1985-86 **Arizona State** (Graduate Asst.)
1984 **Hawai'i** (Graduate Assistant)

PLAYOFFS & BOWL GAMES AS A COACH

2012 - FCS Playoffs (Eastern Illinois)
2011 - Alamo Bowl (Baylor)
2010 - Texas Bowl (Baylor)
2007 - Las Vegas Bowl (UCLA)
2006 - Emerald Bowl (UCLA)
2005 - Sun Bowl (UCLA)
2004 - Las Vegas Bowl (UCLA)
2003 - Continental Tire Bowl (Pittsburgh)
2001 - Galleryfurniture.com Bowl (Texas A&M)
1998 - Holiday Bowl (Arizona)
1997 - Insight.com Bowl (Arizona)
1987 - Rose Bowl (Arizona State)
1985 - Holiday Bowl (Arizona State)

Coached 27 receivers who played in the NFL

**STERLIN GILBERT**

Offensive Coordinator & Quarterbacks
Alma Mater: Angelo State, 2002
Years at EIU: 2nd year

Sterlin Gilbert begins his second season as an assistant coach on head coach Dino Baber's Eastern Illinois staff. Gilbert serves as the Panthers quarterback coach and offensive coordinator.

In Gilbert's first season as the offensive coordinator he helped direct the Panthers up-tempo offense that ranked sixth in the nation in passing offense, eighth in total offense and 12th in scoring offense. The Panthers averaged 470.9 yards per game while scoring 36.5 points per contest.

In 2012 EIU's offense set several school records including touchdown passes with 34. Gilbert coached quarterback Jimmy Garoppolo who earned second team All-OVC honors while finishing tenth in the Walter Payton Award voting.

Gilbert came to EIU following a successful career as a prep coach in Texas. Most recently he served as the offensive coordinator & quarterback coach at Temple High School where the team advanced to the Texas Class 5-AAAAA playoffs.

Prior to joining the staff at Temple HS, Gilbert served as the head coach at San Angelo Lake View High School for three seasons (2008-10). Gilbert rebuilt a program that had won only three games in three years prior to his arrival to a team that won the 2008 Bi-District Championship and the school's first playoff win in 12 years. He was named the West Texas High School Coach of the Year in 2008.

Gilbert developed a name for himself as a prolific offensive coach at Cooper High School in Abilene during the 2006 and 2007 seasons when he served as the offensive coordinator and quarterbacks coach. His 2006 offense led 5A with 3,172 yards passing. In 2007 the team advanced to the Texas Class 3-AAAAA playoffs.

Gilbert's first collegiate coaching experience was as a graduate assistant at Houston in 2005 when the Cougars earned a trip to the Fort Worth Bowl. Gilbert assisted the quarterbacks coach with the quarterbacks and running backs.

His first job was as the quarterbacks and running backs coach at Springtown High School from 2003-05.

A Texas native, Gilbert was a two-time All-Lone Star Conference quarterback at Angelo State in 2000 and 2001. He earned his degree in 2002 after serving as a two-time team captain. Angelo State won the Lone Star Conference South Division in 1999 and 2000. Gilbert was a two-time All-State quarterback at San Angelo Lake View HS.

**KIM MCCLLOUD**

Defensive Coordinator
Alma Mater: Hawai'i, 1991
Years at EIU: 2nd year

Kim McCloud enters his second season as the defensive coordinator on head coach Dino Babers Eastern Illinois staff. McCloud and Babers previously worked together on the staff at Baylor University where McCloud coached the secondary from 2008-2010.

As a defensive unit the Panthers found their stride in forcing turnovers as EIU ranked

18th in the nation in turnovers gained for the season. During OVC play EIU's defense held opponents to 24 or less points in four games as the Panthers high powered offense ranked among the nation's best. EIU turned in its best defensive performance of the year during a win over nationally ranked ECU where EIU held the Colonels to only seven points. As a unit EIU allowed only three individual rushers to gain 100 or more yards in a game during the season. The defense had four players earn All-OVC honors.

McCloud came to EIU following one season as the defensive backs coach at Akron.

McCloud has been in the collegiate coaching profession for more than a decade with post-season appearances at Baylor, Idaho, Missouri and Nevada.

At Baylor he helped coach an All-Big 12 safety in 2009 and 2010 while helping the Bears make an appearance in the Texas Bowl in 2010. Byron Lander was All-Big 12 in 2010 while Jordan Lake was All-Big 12 in 2008 and 2009. Lander totaled a team-high 127 tackles as a senior. Lake had back-to-back seasons with 90-plus tackles under McCloud's direction. In 2009 McCloud also coached Chance Casey, an All-Big 12 Freshman selection. During his final two seasons at Baylor, McCloud served as the Bear's defensive recruiting coordinator.

Prior to his time at Baylor, McCloud was an assistant at Nevada for eight seasons where he coached the defensive secondary in seven of his eight years. He moved over to coach the wide receivers during the 2004 season. During his final three seasons on the Wolf Pack staff; Nevada made three straight bowl appearances and won the 2006 Western Athletic Conference title.

McCloud coached a pair All-WAC performers at Nevada with one first team selection on each side of the ball. Joe Garcia was a two-time All-WAC selection ranking 14th in the nation in interceptions in 2006. During his one season on the offensive side of the ball, wide receiver Nichiren Flowers was second in the WAC with 91 receptions.

A native of Los Angeles, Calif., McCloud was a four-year letterman and three-year starter at Hawai'i earning honorable mention All-WAC honors as a defensive back. He was a 1990 All-WAC Academic team selection earning his degree in 1991.

He signed a free agent contract with the San Diego Chargers in 1991 and played two seasons in the Canadian Football League (1991 & 1992) with the Saskatchewan Roughriders.

Following his playing career McCloud broke into the coaching ranks at Kaiser High School in Honolulu. He was a graduate assistant at Missouri in 1997 and helped the Tigers earn a Holiday Bowl Invitation. In 1998 he joined the staff at Idaho as a corner backs coach where the Vandals won the Big West Conference and capped the season with a win in the Humanitarian Bowl.

McCloud and his wife Renee have two children, Kaleb and Rachel.



MATT MATTOX

Offensive Line Coach
Alma Mater: Houston, 2005
Years at EIU: 1st year


Matt Mattox joins head coach Dino Babers staff as the Panthers new offensive line coach. Mattox is familiar with the up-tempo offense the Panthers run having playing and served as a graduate assistant coach for Art Briles at Houston.

Mattox comes to the Panthers following six years as an offensive line/tight ends coach in the junior college ranks. He most recently served as the offensive coordinator during the 2012 season as Coffeyville Community College in Kansas. In his one season at CCC, Mattox coached five offensive players that earned All-Conference honors. His offensive unit averaged 370 yards per game and 28.8 points per game contest finishing the year at 6-4.

Prior to his one season at Coffeyville, Mattox was the offensive line/tight ends coach at Butler Community College in Kansas. During five seasons with the school he helped coach the program to four conference and NJCAA Region VI Championships. In 2007 and 2008 he was part of a staff that coached Butler to the NJCAA National Championship while losing in the NJCAA National Championship game in 2010. He coached 31 All-Conference offensive linemen and six junior college All-Americans.

Mattox began his coaching career at the University of Houston first working with the football program as an assistant strength coach in 2005 and then as a graduate assistant coaching offensive tackles in 2006. Houston posted a 10-4 record in 2006 winning the Conference USA Championship game to make an appearance in the Liberty Bowl.

A native of Holton, Kan., Mattox was a second team junior college All-American playing tight end at Butler Community College. He played his final two seasons at Houston for Art Briles moving from tight end to offensive tackle prior to his senior season. As a senior Mattox earned second team All-Conference USA honors at offensive tackle as the Cougars went 7-6 and played in the Hawai'i Bowl. He earned his degree from Houston in 2005.



SEAN LEWIS

Inside Receivers
Alma Mater: Wisconsin, 2007
Years at EIU: 2nd year

Sean Lewis begins his first season as an assistant coach at Eastern Illinois on head coach Dino Babers staff. He will coach inside wide receivers.


Lewis came to EIU following one season as a graduate assistant at Akron.

Lewis has ties to the state of Illinois beginning his career as an assistant coach and offensive coordinator at Richards HS in Oak Lawn, Ill. Lewis helped the school advance to the second round of the IHSA Class 6A state playoffs in 2009 with three All-Area players and one All-State performer. The team ranked eighth in IHSA in Class 6A in scoring offense at 34 points per game.

Lewis coached the 2010 season at Nebraska Omaha serving as the tight ends coach with that group combining for 51 catches, 879 yards and 12 touchdowns.

Last season Lewis was an offensive graduate assistant with the Akron program serving as the tight end's coach on game days.

Lewis was a four-year member of the Wisconsin football program starting his career as a quarterback in 2004 before playing tight end the last three seasons. He was a two-time Academic All-Big Ten selection in 2006 and 2007. Lewis earned his degree from Wisconsin in 2007. The Badgers made four straight bowl appearances during Lewis time on the team.



ANDREW SOWDER

Outside Receivers
Alma Mater: Baylor, 2011
Years at EIU: 2nd year

Andrew Sowder enters his second season as an assistant coach on Dino Baber's Eastern Illinois staff. Sowder coaches outside receivers at EIU.

During the 2012 season Sowder helped coach a wide receiver unit that hauled in a school record 341 passes for 4,019 yards and 34 touchdowns. The outside group was led by seniors Chris Wright and Chavar Watkins. Wright matched the OVC record for consecutive games with a touchdown reception as he finished in the EIU career top ten in yards, receptions and touchdown catches.

Sowder was a student coach at Baylor assisting Baber's with the wide receivers and special teams in 2009 and 2010 following a playing career with the Bears.

During the 2011 season Sowder worked as the running backs coach at West Texas A&M with the team posting an 8-3 record including a win over Central Missouri in the Kanza Bowl. He coached running back Khiry Robinson who was the MVP of the Kanza Bowl and is now a member of the New Orleans Saints.

Sowder is very familiar with the Baylor system having played and coached under Art Briles. He was a tight end at Baylor during the 2007 and 2008 seasons. In August of 2009 he became a student coach assisting Babers with the wide receivers and tight ends. Baylor ended the season with an appearance in the Texas Bowl as the offensive unit ranked 12th in the nation in total offense.

Sowder earned his undergraduate degree from Baylor in 2011 in film/digital media.

**MIKE LYNCH**

Running Backs Coach
Alma Mater: Montana, 2000
Years at EIU: 9th year

Mike Lynch enters his second season as an assistant coach on Dino Babers staff and his 9th year as an assistant coach at Eastern Illinois. He serves as EIU's on-campus recruiting coordinator.

Lynch moved over to coach running backs in 2012 after coaching wide receivers the previous five seasons. During the season

Lynch coached Jake Walker who earned second team All-OVC honors as he rushed for 1,133 yards on the season. Walker became just the tenth running back in EIU history to rush for more than 1,000 yards in a season. As a unit the running backs rushed for 20 touchdowns.

In 2011 Lynch's wide receiver unit accounted for 20 of the team's 33 touchdowns with junior Chris Wright hauling in 11 touchdown passes. Prior to an injury to senior Lorence Ricks, the Panthers were one of only three teams at the FCS level with three active 1,000 yard receivers on the roster. EIU's wide receiver corps hauled in 160 passes for 1,960 yards.

In 2009 Lynch helped coach one of the youngest wide receiving groups in the nation as three starters were underclassmen. That unit responded by hauling in 19 touchdown passes with 184 receptions for 2,288 yards. It was a balanced attack where the top receiver had only 32 catches with eight different receivers accounting for Panther touchdowns. In 2010 that same group of receivers caught 193 passes for 2,279 yards and 18 touchdowns. Four different receivers posted 100-plus yard receiving days including Chris Wright with 217 yards during an overtime win at Tennessee State which ranks third on EIU's career list.

In 2007, EIU wide receivers hauled in 218 passes for 2,300 yards including another big year by senior Micah Rucker who had 9 touchdowns and 777 yards receiving.

During the 2006 season Lynch helped coach Micah Rucker as the junior receiver earned second team All-American honors for the Panthers with 13 touchdowns and 966 yards receiving.

Prior to joining the EIU staff, Lynch made a name for himself as a member of the Utah State coaching staff from 2000-04. While with the Aggies, Lynch helped coach three tight ends that would sign with NFL teams. Chris Cooley was a third round selection of the Washington Redskins in the 2003 draft while J.R. Suguturaga and Casey Poppinga both signed free agent contracts.

A Roseville, California native, Lynch played two seasons at Sierra Junior College in California before playing two seasons at center at the University of Montana. His 1997 and 1998 Grizzly teams won 16 games making two straight NCAA I-AA playoff appearances. He would serve as a restricted earnings coach in 1999 on the UM staff.

Lynch earned his bachelors degree from Montana and a masters in secondary education from Utah State. He was married to the former Emily Schilling in June 2011.

**CHANTERIUS BROCK**


Secondary Coach
Alma Mater: Marygrove College, 2011
Years at EIU: 1st year

Chanterius Brock fills out head coach Dino Babers coaching staff for the 2013 season. Brock will coach the defensive secondary after several years as an assistant and head coach in the Michigan High School ranks.

Brock served as the head coach at South Lake HS in St. Clair Shores, Mich., last year leading the team to a state playoff appearance with 15 of 25 players making the honor roll.

Prior to that head coaching opportunity Brock served one season as the defensive coordinator at Oak Park HS in Michigan and two years as the defensive coordinator/secondary coach at Madison HS in Madison Heights, Mich. At Madison HS he helped coach the team to three straight Michigan Division 5 state playoff appearances. His 2010 defensive unit forced 36 turnovers with three players earning All-State honors including Mr. Michigan Football Finalist Valdez Showers, currently a cornerback at the University of Florida. Brock coached at Denby HS in Detroit in 2007 serving as the linebacker coach for a team that finished second in the Detroit Public League making the Division I playoffs.

He is a graduate of Marygrove College. In addition to his high school coaching experience, Brock was the co-founder and director of player recruitment for the Sound Mind Sound Body Football Academy & Maximum Exposure Showcase.

**TOM KAUFMAN**

Linebackers
Alma Mater: John Carroll, 2003
Years at EIU: 2nd year

Tom Kaufman enters his second season on Dino Baber's Eastern Illinois football staff. Kaufman coaches linebackers at EIU.

Kaufman coached a young group of linebackers as the Panthers had three new starters for the season. Robert Haynes ranked among the OVC leaders in tackles as he led the Panthers with 101. LeQuince

McCall earned All-OVC Newcomer team honors finishing the year with 82 tackles. The linebacker corps helped EIU rank 18th in the nation in turnovers gained.

Kaufman worked as a quality control coach at Texas in 2011 helping the Longhorns earn a bid to the Holiday Bowl.

Prior to working at Texas, Kaufman spent one season as a quality control coach at Kansas (2010) and one season as a graduate assistant at Mississippi State (2009).

In 2008 Kaufman was the defensive coordinator at the University of Chicago before making the jump to NCAA Division I.

Kaufman is familiar with the Midwest with five years as an assistant coach at two Ohio based Division III schools. He was the linebackers and special teams coach at Case Western Reserve from 2005-07 helping the team go 10-0 during the 2007 season, advancing to the second round of the NCAA playoffs. At Case Western he coached Tom Brew a two-time Gagliardi Trophy finalist and three conference players of the year.

Kaufman was the linebackers coach at Heidelberg College from 2003-04 earning his master's degree in education in 2005.

Kaufman played at John Carroll (Ohio) University earning All-Conference and Academic All-Conference honors. He earned his bachelor's degree in English in 2003.



DINO KAKLIS

Defensive Tackles
Alma Mater: Purdue, 1996
Years at EIU: 2nd year

Dino Kaklis begins his second season as the defensive line coach at Eastern Illinois on head coach Dino Babers staff.

In 2012 Kaklis helped coach the Panthers defensive line as that unit placed three players on the OVC All-Conference team led by first team selection and OVC sack leader Artavious Dowdell. The defensive

line recorded 50 tackles for loss and 19.5 sacks during the season.

Kaklis came to EIU with ten years of head coaching experience at NAIA program Bethel University in Tennessee. He posted a 60-46 career record at Bethel including an 8-3 record in 2011 as the Wildcats advanced to the first round of the NAIA playoffs. Kaklis left Bethel as the school's career wins leader.

At Bethel, Kaklis developed ten All-Americans, 50 first team All-Conference selections and four conference players of the year and 79 Academic All-Conference selections. In 2011 the Bethel program had its first player in program history drafted as Michael Jasper was selected by the Buffalo Bills. He was named the Mid-South Conference West Division Coach of the Year four times (2005-07, 2011) and was the AFCA Regional Coach of the Year for NAIA in 2006 & 2007. In 2006 Kaklis was named the NAIA Sportex Coach of the Year.

Kaklis was hired as the defensive coordinator at Bethel in February 2002 and took over as head coach of the program in September of 2002.

Prior to his time at Bethel, Kaklis spent two seasons at Saint Francis University in Pennsylvania. He spent the first season as the team's defensive line coach before moving over to coach the offensive line his second season.

Kaklis started his collegiate coaching career in 1999 as the defensive coordinator at Maine Maritime Academy. He coached three seasons at the high school level working as an assistant coach at Bishop Verot HS in Ft. Myers, Fla., from 1996-1999.

A four-year letterman at Purdue, Kaklis started 44 games at long snapper where he had 412 career snaps without a miscue. He was named Special Teams Player of the Week seven times. He played for Jim Colletto at Purdue earning his degree from Purdue in 1996. Kaklis took part in NFL mini-camps from 1996-99. Kaklis earned a masters degree from Bethel in 2003.

He is married to Nicole Chicklo-Kaklis. The couple has two daughters, Isabella and Gabriella.



TOM FREEMAN

Defensive Ends & Outside Linebackers
Alma Mater: San Diego State
Years at EIU: 1st year

Veteran assistant coach Tom Freeman brings more than 30 years of coaching experience with him to the Panthers staff as he begins his first season on head coach Dino Babers staff. Freeman will coach on the defensive side of the ball.

Freeman and Babers have a long time association that started when Babers was a player at the University of Hawaii. Freeman was the offensive guards and centers coach for Hawaii from 1975-81. Freeman has also been on the coaching staff with Babers at Arizona State, Purdue and Pittsburgh.

Most recently Freeman was the offensive line coach for the Saskatchewan Roughriders of the Canadian Football League in 2010. He helped coach the team to the CFL West Division Championship as the team lost in the Grey Cup.

Prior to that Freeman served as the offensive coordinator at Weber State for one season and offensive line coach at Central Florida for two years. The 2009 Weber State team advanced to the FCS playoffs while the 2007 UCF team won the Conference USA title and played in the Liberty Bowl.

He was a member of coach Walt Harris staff at both Pittsburgh and Stanford serving as the run game coordinator. At Pittsburgh between 1997-2004, the Panthers made six bowl game appearances including the 2005 Fiesta Bowl. Freeman coached on the staff of the 1999 Blue-Gray Game and 2004 East-West Shrine Game.

Freeman was at Purdue from 1991-96 and Arizona State from 1984-91. He served as the offensive line coach at Purdue while coaching guards and centers at ASU. As a member of the Sun Devils staff he helped coach the team to three bowl games including the 1987 Rose Bowl.

He is a graduate San Diego State and coached his alma mater from 1981-83.



SEAN EDINGER

Head Strength Coach
Alma Mater: Kansas, 2006
Years at EIU: 2nd year

Sean Edinger was hired as the Panthers new head strength and conditioning coach in June of 2012. In his role he will oversee all aspects of the Eastern Illinois strength and conditioning program covering all 21-intercollegiate sports.

Edinger came to EIU following three years as the head strength coach at the Central Missouri where he was directly responsible for all aspects of the Mules strength and conditioning program. Prior to his hiring at UCM, Edinger was the head strength coach for football and volleyball at the Haskell Indian Nations University in Lawrence, Kansas from 2008-09.

Edinger was a graduate assistant at Missouri from 2006-08 directly covering the sports of volleyball and tennis. He helped assist with the Tigers football strength program working with players in preparation for Pro Day's and Professional Combines.

He is a 2006 graduate from Kansas with a master's degree from Missouri (2008). Edinger holds certifications as a NSCA Certified Strength and Conditioning Specialist, USA Weightlifting Sport Performance 1 and CSCCa Strength and Conditioning Coach Certified. He has more than 18 years of experience in martial arts and was a United States National Karate Team Member for five years.



ROY WITTKKE

Director of Football Operations
Alma Mater: Wisconsin Eau-Claire, 1982
Years at EIU: 19th season

Roy Wittke will begin his 19th season on the Eastern Illinois football staff as his second season as the director of football operations for head coach Dino Babers. Wittke was the Panthers offensive coordinator under head coach Bob Spoo, serving in two separate stints on the EIU coaching staff.

Wittke rejoined the Panthers football program on May 1, 2008 as the offensive coordinator, a position he previously served in from 1990-2002.

Following the loss of two senior quarterbacks from 2009 and the loss of two senior running backs to open the season, Wittke helped coach freshman quarterback Jimmy Garoppolo as he earned All-OVC Newcomer honors. Garoppolo would have ranked third in the OVC in passing yards but did not appear in enough games. In 2010 Garoppolo continued to develop as he moved into the EIU career and single season passing lists in several categories.

EIU's 2009 offense featured a more balanced offensive attack as quarterback Jake Christensen and running back Mon Williams were both second team All-OVC selections. The Panthers scored 19 touchdowns through the air and another 11 on the ground.

In 2008 the Panthers offense produced a 1,000 rusher for the fifth straight season as Tavorus Bess climbed into the career Top 15 on the Panthers charts.

Wittke came back to EIU following his most recent stint at Northern Illinois during the 2007 season where he served as the offensive coordinator and quarterbacks coach.

Wittke is best known for helping to develop current Dallas Cowboys signal caller Tony Romo as the Panthers offensive coordinator from 1990-2002. During that time frame EIU posted 82 wins, made five FCS playoff appearances and was capped off by Romo earning the 2002 Walter Payton Award. He was named the AFCA Division I-AA Assistant Coach of the Year in 2002 as the Panthers offensive unit ranked fourth in the nation in scoring (35.3 ppg) and fifth in total offense (452.6 yards/game).

During his first stop at EIU, Wittke coached 14 players who earned offensive All-American honors and numerous All-Conference selections in both the Ohio Valley Conference and Gateway Football Conference. Three of his offensive units rank among the top five at EIU for total offense and scoring in a season.

Following the 2002 season, Wittke worked as the offensive coordinator at the University of Arkansas from 2003-05 and one season at both Arizona State University (2006) and Northern Illinois University (2007). Wittke coached in both the 2003 Independence Bowl with Arkansas and the 2006 Hawai'i Bowl with Arizona State.

He has also had stints at his alma mater Wisconsin Eau-Claire (1979-81), Montana State University (1982-84) and Central Missouri State (1985-89).

Wittke is a native of Racine, Wis., and a 1982 graduate of Wisconsin Eau-Claire. He and his wife Patty have three children: sons Brad and Jeff and daughter Bekah.



CLINT BAYS

Coordinator of Equipment
Years at EIU: 6th year

Clint Bays enters his sixth season as the coordinator of equipment and stadium facilities for Eastern Illinois football. Bays is a certified athletic equipment manager through the AEMA. He holds both a bachelor's and masters degree from Eastern Illinois University.

He previously worked with the Illinois Department of Corrections and Transportation Security Administration. He was the assistant equipment manager at EIU in 2007.

Bays and his wife Kirsten have four boys - Andy, John, Jake and Nick.



BRETT PENNING

Football Athletic Trainer
Alma Mater: Minnesota State Mankato, 2008
Years at EIU: 3rd Year

Brett Penning was hired as an assistant athletic trainer in August 2010. He became the trainer for Panther football in August of 2012 after covering men's basketball for two seasons. He has also had additional oversight of the men's soccer and men's/women's tennis teams.

A native of Kiester, Minnesota, he is a certified and licensed athletic trainer with a Bachelor of Science degree from Minnesota State University, Mankato in 2008. He also holds a Master's Degree in Kinesiology Education from Michigan State in 2010. Additionally he is a Certified Strength and Conditioning Specialist through the National Strength & Conditioning Association.

Penning worked as a graduate assistant at Michigan State from 2008-2010 working with the wrestling and football programs prior to his arrival in Charleston, Illinois.



BRITNI JONES

Office Manager
Years at EIU: 1st year

2013 EIU PANTHER ROSTER

9

#	NAME	POS	HT	WT	YR	EXP	HOMETOWN (HIGH SCHOOL/JC/LAST)
2	Jourdan Wickliffe	DB	6-1	195	JR	1V	Columbus, Ohio (St. Charles College Prep)
3	Anthony Taylor +	WR	6-0	191	R-FR	RS	Wheaton, Ill. (Lombard Montini)
4	Keiondre Gober	WR	6-3	196	SO	1V	Lubbock, Texas (Frenship)
6	Tray Mitchell	WR	5-11	175	FR	HS	Wentzville, Mo. (Holt)
8	Erik Lora +	WR	5-11	190	R-SR	3V	Miami, Fla. (Columbus)
9	Jeff LePak +	WR	6-6	222	R-JR	TR	Belton, Texas (Belton/Baylor Univ.)
10	Jimmy Garoppolo	QB	6-3	222	SR	3V	Arlington Heights, Ill. (Rolling Meadows)
11	Ben Krol +	QB	6-6	247	R-SO	1V	Woodstock, Ill. (Marian Central Catholic)
12	LeQuince McCall +	LB	6-1	229	R-SR	1V	San Antonio, Texas (Reagan/Baylor Univ.)
13	Andrew Manley +	QB	6-3	225	R-JR	TR	Waihawa, Haw. (Leilehua/New Mexico State Univ.)
14	Taylor Duncan +	RB	6-3	224	R-JR	2V	Marshall, Ill. (Marshall)
15	Antonio Taylor +	LB	6-2	215	R-SR	3V	Maywood, Ill. (Immaculate Conception)
16	Austin Green	QB	6-3	200	FR	HS	Rochester, Ill. (Rochester)
19	Addison Bounds	QB	6-4	195	FR	HS	Fairbury, Ill. (Prairie Central)
20	AJ Woodson +	RB	5-8	195	R-JR	1V	Pompano Beach, Fla. (Northeast)
21	Shepard Little +	RB	5-10	198	R-SO	SQ	Schaumburg, Ill. (Schaumburg)
22	Jimmy Lera +	RB	5-8	180	R-JR	1V	Lake Park, Fla. (Palm Beach Gardens)
23	Bobby Huey +	RB	5-11	210	R-FR	RS	Lubbock, Texas (Frenship)
24	Alex McNulty +	DB	5-10	189	R-SR	3V	Bolingbrook, Ill. (Bolingbrook)
25	Reggie Box +	DB	6-0	175	R-SO	SQ	Glen Carbon, Ill. (Edwardsville)
26	Trey Pendergrass +	WR	5-6	155	R-SO	1V	Royal Palm Beach, Fla. (Jupiter Christian)
27	Ryan Jones +	RB	5-9	187	R-FR	RS	Canton, Mich. (Canton)
28	Nick Beard +	DB	6-1	193	R-SR	3V	Delray Beach, Fla. (Atlantic)
29	Elven Walker +	CB	5-10	170	R-FR	RS	Wheaton, Ill. (Glenbard South)
30	Robert Haynes	LB	6-0	234	JR	2V	Punta Gorda, Fla. (Charlotte)
31	Pete Houlihan	DB	5-11	185	SR	3V	New Lenox, Ill. (Providence Catholic)
33	Malcolm Allen +	DB	5-10	180	R-SR	SQ	Joliet, Ill. (Joliet/College of DuPage)
34	Brandon Ross +	DB	5-11	177	R-SO	SQ	St. Louis, Mo. (Lutheran North)
35	John Wurm +	LB	6-1	222	R-JR	2V	Dublin, Ohio (Coffman)
36	Taylor Kerr +	K/P	6-1	182	JR	2V	Indianapolis, Ind. (Pike)
37	Malik Harrison	ATH	6-1	185	FR	HS	Springfield, Ill. (Springfield)
38	D.J. Bland +	DB	6-1	186	R-JR	2V	Chicago, Ill. (De La Salle Institute)
39	Mike Gunter +	SAF	6-3	225	R-SO	1V	Springfield, Ill. (Rochester)
40	Brian Jennings	RB	5-10	180	FR	HS	Decatur, Ill. (Decatur MacArthur)
41	Vincent Speller	SAF	6-1	195	FR	HS	Chicago, Ill. (Chicago Mt. Carmel)
42	Alex Helms +	LB	6-2	236	R-SR	1V	Naperville, Ill. (North/Concordia (Minn.) Univ.)
43	Pono Choy + *	DB	5-10	188	R-FR	RS	Honolulu, Haw. (Kamehameha)
44	Andre Hodge +	FB	6-0	255	R-SO	1V	Keyport, N.J. (Matawan Regional)
45	Eric Luhrsen +	TE	6-5	242	R-SO	1V	Wheaton, Ill. (Wheaton-Warrenville South)
46	Anthony Goodman	DB	5-9	190	SO	1V	Lansing, Mich. (J.W. Sexton)
47	Andre Alvarez +	LB	6-3	230	R-SR	SQ	Chicago, Ill. (Lane Tech/Carthage College)
48	Ryan Meyer + *	TE	6-4	214	R-FR	RS	Evergreen Park, Ill. (Marist)
49	Deonte Jackson +	DB	5-10	179	R-SR	SQ	Olympia Fields, Ill. (Rich Central/Harper College)
50	Adam Gristick +	LB	5-10	227	R-JR	2V	Allentown, Pa. (Parkland)
51	Seth McDonald	LB	6-1	210	FR	HS	Sandwich, Ill. (Sandwich)
52	Jake McNair +	LB	6-1	212	R-FR	RS	Louisville, Ky. (duPont Manual)
54	AJ Hantak	LS	6-4	200	FR	HS	Fenton, Mo. (Rockwood Summit)
55	Joe Campagna +	LB	6-0	220	R-JR	1V	Chicago, Ill. (St. Rita/Ferris State Univ.)
56	Adolphus Barnes	OL	6-4	270	JR	TR	St. Petersburg, Fla. (Hillsborough/Merced College)
57	Jameel High +	DB	5-10	185	R-SR	SQ	Kankakee, Ill. (Bishop McNamara/Ball State Univ.)
58	Cameron Berra	K	5-11	215	SR	3V	St. Louis, Mo. (Parkway Central)
59	Kamu Grugier-Hill	SAF	6-2	202	SO	1V	Honolulu, Haw. (Kamehameha)
60	Charlie Athans +	OL	6-3	240	R-FR	RS	Manhattan, Ill. (Lincoln-Way Central)
61	Cody Meyer +	K	5-10	175	R-JR	1V	Oakland, Ill. (Tri County/McKendree Univ.)
62	DeShawn Wilbern +	OL	6-0	278	R-SO	TR	Wadsworth, Ill. (Wisconsin Lutheran HS & College)
63	Leon Riley +	DL	6-2	235	R-SO	SQ	Rantoul, Ill. (Rantoul)

+ indicates redshirt season used...

* Meyer & Choy granted medical redshirts by NCAA, Wertz granted 6th year of eligibility by NCAA

#	NAME	POS	HT	WT	YR	EXP	HOMETOWN (HIGH SCHOOL/JC)
64	Jason Schuman +	OL	6-7	293	R-SO	1V	Warrenville, Ill. (Wheaton-Warrenville South)
66	Matt Parks +	OL	6-5	316	R-JR	SQ	Machesney Park, Ill. (Harlem)
67	Justni Hodges	OL	6-4	285	FR	HS	Poplar Grove, Ill. (Belvidere North)
68	Nick Borre +	OL	6-4	300	R-SO	SQ	Bloomington, Ill. (Lake Park)
69	Cody Edwards	P	6-3	195	FR	HS	High Ridge, Mo. (Rockwood Summit)
70	Joe Hall +	DL	6-5	262	R-SO	SQ	Wheaton, Ill. (Wheaton-Warrenville South)
71	Max Sidney	OL	6-7	290	FR	HS	Chesterfield, Mo. (Marquette)
72	Alex Pierce +	OL	6-6	330	R-SR	3V	Carmel, Ind. (Carmel)
73	Evan Kanz +	OL	6-5	320	R-FR	RS	Luxemburg, Wis. (Luxemburg-Casco)
74	Collin Seibert +	OL	6-4	277	R-JR	2V	Oswego, Ill. (Oswego)
75	Jimmy Lowery +	OL	6-4	282	R-FR	RS	Burr Ridge, Ill. (Lombard Montini)
76	Xzavier McAllister	OL	6-5	325	FR	HS	Canton, Ohio (Canton McKinley)
77	Dominic Pagliara +	OL	6-6	307	R-SR	3V	Quincy, Ill. (Quincy Notre Dame)
78	Kurtis Brummerstedt	OL	6-7	315	FR	HS	Yorkville, Ill. (Yorkville)
79	Jon Voytilla	DL	6-3	297	SR	3V	St. Charles, Ill. (St. Charles East)
80	Nico Shepherd +	WR	6-2	216	R-FR	TR	Ft. Lauderdale, Fla. (St. Thomas Aquinas/Florida Inter. Univ.)
82	Brandon Barker +	WR	5-9	183	R-SO	TR	Chicago, Ill. (Curie/North Central College)
83	Scott Weatherford +	P	6-1	186	R-SR	2V	Terre Haute, Ind. (North)
84	Kashmiere Hughes	WR	6-5	215	FR	HS	Peoria, Ill. (Peoria Manual)
85	Joe Powell +	WR	6-0	173	R-JR	TR	Dallas, Texas (Skyline/Univ. of Oklahoma)
86	Rex Bonham +	DL	6-3	270	R-JR	2V	New Carlisle, Ohio (Tecumseh)
87	Matt Christensen	WR	6-3	175	FR	HS	Racine, Wis. (Wilmot Union)
88	Adam Drake +	WR	6-2	199	R-JR	2V	Charleston, Ill. (Charleston)
90	Daniel Chism	DL	6-2	260	FR	HS	Warrenville, Ill. (Wheaton-Warrenville South)
91	Niko Foltys +	DL	6-4	248	R-JR	1V	Lockport, Ill. (Lockport Township)
92	Tyler Paulsen +	DE	6-1	235	R-FR	RS	Austin, Texas (Lake Travis)
93	Pat Wertz + *	DL	6-4	254	6TH	2V	Orland Hills, Ill. (Andrew/Illinois State Univ.)
94	Timotheus Granger	DE	6-2	230	JR	2V	West Palm Beach, Fla. (Suncoast)
95	Laquesse Taylor	DT	6-2	305	JR	TR	Fresno, Calif. (Edison/College of the Sequoias)
96	Clinton Simpkins +	DL	6-3	226	R-SR	1V	Fredricksburg, Va. (Chancellor/Dodge City CC)
97	Dino Fanti +	DT	6-1	273	R-SO	1V	Venice, Fla. (Venice)
98	Fedney Delphonse +	DE	6-3	234	R-SO	1V	Naples, Fla. (Golden Gate)
99	Marques White *	DT	6-3	300	R-JR	TR	Folsom, Calif. (Vista Del Lago/Saddleback College)

+ indicates redshirt season used...

* Meyer & Choy granted medical redshirts by NCAA, Wertz granted 6th year of eligibility by NCAA

(EIU Pronunciation Guide)

HC ...Dino Babers Dean-oh * BAY-buhrs
 4 ...Keiondre Gober go-bur
 9 ...Jeff LePak lee-pack
 10 ...Jimmy Garoppolo gah-ropp-ah-low
 11 ...Ben Krol kah-roll
 29 ...Elven Walker L-vin
 35 ...John Wurm worm
 45 ...Eric Luhrsen lure-sin
 55 ...Joe Campagna Coe-pag-nah
 59 ...Kamu Grugier-Hill Komo * grue-jay
 60 ...Charlie Athans Ay-thins
 68 ...Nick Borre Bore-EE

73 ...Evan Kanz Can-sah
 74 ...Collin Seibert Cy-burt
 77 ...Dominic Pagliara pah-lee-R-ah
 91 ...Niko Foltys knee-coe * fohl-tiss
 94 ...Timotheus Granger tim-mah-thee-us
 95 ...Laquesse Taylor La-quees
 97 ...Dino Fanti Fon-tee
 98 ...Fedney Delphonse fed-knee * dell-fon-sah
 99 ...Marquez White Marcus

2013 EIU PANTHERS ALPHABETICAL ROSTER

#	PLAYER	POS
33	Malcolm Allen	DB
47	Andre Alvarez	LB
60	Charlie Athans	OL
82	Brandon Barker	WR
56	Adolphus Barnes	OL
28	Nick Beard	DB
58	Cameron Berra	K
38	D.J. Bland	DB
86	Rex Bonham	DL
68	Nick Borre	OL
19	Addison Bounds	QB
25	Reggie Box	RB
78	Kurtis Brummerstedt	OL
55	Joe Campagna	LB
90	Dan Chism	DL
43	Pono Choy	DB
87	Matt Christensen	WR
98	Fedney Delphonse	DE
88	Adam Drake	WR
14	Taylor Duncan	RB
69	Cody Edwards	P
97	Dino Fanti	DL
91	Niko Foltys	DE
10	Jimmy Garoppolo	QB
4	Keiondre Gober	WR
46	Anthony Goodman	DB
94	Timotheus Granger	DE
16	Austin Green	QB
50	Adam Gristick	LB
59	Kamu Grugier-Hill	SAF
39	Mike Gunter	SAF
70	Joseph Hall	DL
54	AJ Hantak	LS
37	Malik Harrison	ATH
30	Robert Haynes	LB
42	Alex Helms	LB
57	Jameel High	DB
44	Andre Hodge	FB
67	Justin Hodges	OL
31	Pete Houlihan	DB
23	Bobby Huey	RB
84	Kashmiere Hughes	WR
49	Deonte Jackson	DB
40	Brian Jennings	RB
27	Ryan Jones	RB
73	Evan Kanz	OL
36	Taylor Kerr	K/P
11	Ben Krol	QB
9	Jeff LePak	WR
22	Jimmy Lera	WR
21	Shepard Little	RB
8	Erik Lora	WR
75	Jimmy Lowery	OL
45	Eric Luhrsen	TE
13	Andrew Manley	QB
76	Xzavier McAllister	OL
12	LeQuince McCall	LB
51	Seth McDonald	LB
52	Jake McNair	LB
24	Alex McNulty	SAF
61	Cody Meyer	K

#	PLAYER	POS
48	Ryan Meyer	TE
6	Tray Mitchell	WR
77	Dominic Pagliara	OL
66	Matt Parks	OL
92	Tyler Paulsen	DE
26	Trey Pendergrass	ATH
72	Alex Pierce	OL
85	Joe Powell	WR
63	Leon Riley	DL
34	Brandon Ross	DB
64	Jason Schuman	OL
74	Collin Seibert	OL
80	Nico Shepherd	WR
96	Clinton Simpkins	DL
71	Max Sidney	OL
41	Vince Speller	SAF
3	Anthony Taylor	WR
15	Antonio Taylor	LB
95	Laquesse Taylor	DL
79	Jon Voytilla	DL
29	Elven Walker	DB
83	Scott Weatherford	P
93	Pat Wertz	DL
99	Marques White	DL
2	Jourdan Wickliffe	DB
62	DeShawn Wilbern	OL
20	AJ Woodson	RB
35	John Wurm	LB

NCAA FCS FOOTBALL SITES ON THE INTERNET

Eastern Illinois Football	www.EIUpantthers.com
OVC Football	www.OVCsports.com
Sports Network	www.sportsnetwork.com (click FCS Football)
NCAA FCS Homepage	www.ncaasports.com/football/
Any Given Saturday	www.anygivensaturday.com
College Sporting News	www.collegesportingnews.com
Championship Subdivision News	www.championshipsubdivisionnews.com
FCS Football Network	www.fcsfootballnetwork.com
College Sports Madness	www.collegesportsmadness.com
College Football Performance Awards	www.collegefootballperformance.com

Roster Break Down By State

Illinois	46
Florida	11
Missouri	6
Texas	5
Ohio	4
Hawai'i	3
Indiana	3
California	2
Michigan	2
Wisconsin	2
Kentucky	1
New Jersey	1
Pennsylvania	1
Virginia	1

10 -- JIMMY GAROPPOLO

Quarterback • 6-3 • 222 • Senior
Arlington Heights, Ill. (Rolling Meadows HS)

2013 WALTER PAYTON CANDIDATE

2013 PRESEASON ALL-OVC SELECTION

2012 WALTER PAYTON AWARD FINALIST (10TH IN VOTING)



2013: (SENIOR): Preseason All-OVC... preseason All-American... Walter Payton Award Candidate...

2012 (JUNIOR): Finished 10th in voting for Walter Payton Award after earning second team All-OVC honors... honorable mention All-American by College Sports Journal... set OVC single season record for passing yards with 3,823 yards... was 331-of-540 with 31 touchdown passes... ranked 5th in the FCS in total offense and sixth in passing yards per game... twice named OVC Offensive Player of the Week for games against Southern Illinois and Austin Peay... was the Sports Network

National Offensive Player of the Week for game against SIU with 369 yards passing and five touchdowns (no interceptions)... passed for a career high 453 yards (18-of-31) and five touchdowns against Austin Peay with all five touchdown passes over 50 yards... 453 yard game was fourth best single game total in school history... had 428 yard passing day at UT Martin... had six games with 300+ yards passing to rank second on EIU career list with 10 300+ yard passing games... set EIU single season record for total offense with 3,823 yards... 31 touchdown passes rank second on EIU single season list... set single season record for pass completions (331) and pass attempts (540)... second on EIU single season list in passing yards... ended season ranked third on EIU career list in total offense (7,977), touchdown passes (65) and passing yards (8,106)... is second on EIU career list in pass attempts and pass completions... **2011 (SOPHOMORE):** Started all 11 games as quarterback passing for 2,644 yards... ranked 2nd in the OVC in passing offense (240.4 per game) and total offense (234.8 per game)... ranked 33rd in the NCAA in total offense and 36th in passing efficiency... was 217-of-349 with 20 touchdown passes and 14 interceptions... 2,583 yards total offense ranks 7th on EIU single season list... 2,644 yards passing ranks 7th on EIU single season list... 20 touchdowns ranks 10th on EIU single season list... season high 304 yards passing in season opener against Illinois State... also had 301 yards passing against Tennessee Tech going 29-of-52... finished season ranked 10th on EIU career total offense list, 7th on EIU career passing yardage list and 6th in career touchdown passes... **2010 (FRESHMAN):** Started final eight games of the season at quarterback earning All-Ohio Valley Conference Newcomer Team honors... passed for 1,639 yards with 14 touchdowns and 13 interceptions... had a completion percentage rate of 58.8 percent with 124-of-211... did not have enough games played to qualify for NCAA National or OVC rankings but would have rated third in passing yards per game (204.9) and third in touchdown passes... back-to-back OVC Newcomer of the Week honors on Oct. 24 (Murray State) and Oct. 31 (Austin Peay)... had a season high 341 yards passing in loss to Murray State (26-of-35 with 4 touchdowns)... helped rally EIU to overtime win at Tennessee State with 331 yards passing (20-of-33 with 4 touchdowns)... over final four games of the season was 68-of-109 for 1,052 yards with 12 touchdowns and three interceptions.

HIGH SCHOOL: Standout quarterback at Rolling Meadows HS passing for 1,888 yards and 16 touchdowns as a senior earning Northwest Suburban All-Area honors... also rushed for 563 yards and 7 touchdowns helping to lead his team to Mid-Suburban East League championships and IHSA Class 7A playoff berth... also impressive as a junior passing for 2,072 yards and 18 touchdowns while completing 152 of 253 passes... added 552 yards and 7 touchdowns on the ground... played for coach Doug Millsaps.

PERSONAL: Majoring in economics... son of Tony and Denise Garoppolo... brother Mike played football at Western Illinois...



GAROPPOLO ADDED TO WALTER PAYTON AWARD WATCH LIST

CAREER STATISTICS FOR GAROPPOLO ...

YEAR	G/GS	C-A-Int	PCT	YARDS	YDs/G	TDs	LONG
2010	8/8	124-211-13	58.8	1,639	204.9	14	81
2011	11/11	217-349-14	62.2	2,644	240.4	20	72
2012	12/12	331-540-15	61.3	3,823	318.6	31	74
Career	31/31	672-1100-42	61.1	8,106	261.5	65	81

2012 ACCOMPLISHMENTS & STATS

- * 10th in Walter Payton Award Voting
- * 2nd Team All-OVC
- * Set OVC Single Season Record for passing yards (3,823)
- * Named Ohio Valley Conference Offensive Player of the Week - Sept. 2
- * Named Offensive Player of the Week - September 3
- * Named Ohio Valley Conference Offensive Player of the Week - Sept. 30
- * Passed for 300+ yards in six games
- * Passed for career high 453 yards on Sept. 29 vs. Austin Peay
- * Passed for 428 yards on Oct. 6 at UT Martin
- * Three games with 5 touchdown passes
- * On Sept. 29, all 5 touchdown passes came from 50 yards or longer
- * Ranked 7th in nation in total offense (318.6 per game)
- * Ranked 2nd in nation in touchdown passes (31)
- * Ranks 2nd in nation in passing yards (3,823 yards)
- * Ranked 5th in nation in pass completions (331)
- * Ranked 41st in nation in pass efficiency
- * Team ranked 6th in nation in passing offense
- * Team ranked 7th in nation in total offense
- * Team ranked 8th in nation in scoring offense
- * Had streak of 26 straight games with TD pass end at South Dakota State

CAREER RANKS @ EIU

- * Ranks 3rd all-time in total offense (7,977 yards)
- * Ranks 3rd all-time in passing yards (8,106 yards)
- * Ranks 2nd all-time in passing attempts (1,100)
- * Ranks 2nd all-time in pass completions (672)
- * Ranks 3rd all-time in touchdown passes (65)

CAREER RANKS IN OVC

- * Ranks 7th all-time in total offense
- * Ranks 3rd all-time in pass completions
- * Ranks 6th all-time in passing yards
- * Ranks 4th all-time in touchdown passes
- * Ranks 6th all-time in pass attempts

8 -- ERIK LORA

Wide Receiver • 5-11 • 190 • RS-Senior
Miami, Fla. (Columbus HS)

2013 WALTER PAYTON CANDIDATE

2013 PRESEASON LINDY'S FCS PLAYER OF THE YEAR

2013 PRESEASON ALL-OVC SELECTION


2012 WALTER PAYTON AWARD FINALIST (4TH IN VOTING)

2012 CONSENSUS FIRST TEAM ALL-AMERICAN

2012 OVC OFFENSIVE PLAYER OF THE YEAR

2012 OVC MALE ATHLETE OF THE YEAR

2012 SET FCS SINGLE SEASON RECEPTION RECORD



2013 (SENIOR): Named FCS preseason All-American... named FCS preseason Offensive Player of the Year by Lindy's College Football... Walter Payton Award candidate... Preseason OVC Offensive Player of the Year... **2012 (RS-JUNIOR):** Set FCS single season record with 136 catches earning consensus first team All-American honors and OVC Offensive Player of the Year... first team All-America honors from (Associated Press, Sports Network, Walter Camp, AFCA, College Sporting News, Phil Steele)... named OVC Male Athlete of the Year... finished season with 1,664 yards

receiving, fourth highest total in FCS history... had seven games with double figure catches including an OVC & EIU record 21 catches against Murray State... in that game with Murray State added three touchdown receptions, a school record 269 yards receiving while throwing the game winning two-point conversion in overtime... opened season with an FCS record tying seven straight 100-yard receiving games, had nine total for the season... broke FCS single season record with nine catches for 52 yards and a touchdown at Central Arkansas in final regular season game... added 12 catches for 133 yards in playoff game at South Dakota State... had two 200-yard receiving games with 269 versus Murray State and 215 at UT Martin... had two pass completions for 48 yards and one touchdown... finished season first on EIU career list for receptions with 209 and fourth in career receiving yards at 2,462... had 12 touchdown receptions... ended season fourth on OVC career receptions list and 11th on OVC career receiving yards list... also served as team's punt returner with 16 returns for 74 yards, long of 14 yards versus Austin Peay... **2011 (JUNIOR):** Named to Phil Steele FCS Preview preseason All-OVC second team... missed season with a medical redshirt... **2010 (SOPHOMORE):** Played in ten games making nine starts on the season... led team with 50 receptions which ranked fourth in the Ohio Valley Conference in receptions per game... 5.0 receptions per game ranked 46th in the NCAA... was second on the team with 478 yards receiving... big game of the year was 11 reception, 102 yard contest at UT Martin... had six games on the year with 50 or more yards receiving... had 15 rushes for 107 yards to rank fourth on the team in rushing... season high was 52 yards rushing on five carries against Austin Peay... returned eight kick offs for 144 yards (18.0 yards per return) with a long return of 45 yards at Tennessee State... **2009 (FRESHMAN):** Played in all 12 games at the wide receiver position... earned a start at Penn State when Panthers opened in a spread offensive formation... had 23 catches for 320 yards scoring touchdowns at Southeast Missouri and Jacksonville State... ranked fourth on the team in receptions and receiving yards... biggest game was 60 yards receiving on three catches at SEMO... also had three rushes for 29 yards and three special teams tackles.

HIGH SCHOOL: First team All-Dade County 6A-4A wide receiver for coach Chris Merritt for Columbus HS team that posted a 10-1 record and ranked 23rd in the state... made 29 catches for 649 yards and seven touchdowns... selected to play in NIKE South Florida All-Star game... high energy wide receiver who runs solid routes... ranked second in Dade County in receiving yards... also served as a punt returner with 11 returns for 160 yards and two touchdowns... selected to play for Team USA in Junior World Championships in summer of 2009 winning gold medal.

PERSONAL: Majoring in kinesiology... son of Raul and Elia Lora...



LORA ADDED TO WALTER PAYTON AWARD WATCH LIST

CAREER STATISTICS FOR LORA ...

YEAR	G/GS	RCPTs	YDs	YDs/REC	YDs/G	TDs	LONG
2009	12/1	23	320	13.9	26.7	2	31
2010	10/9	50	478	9.6	47.8	2	35
2011	Redshirted at EIU						
2012	12/12	136	1664	12.2	138.7	12	50
Career	34/22	209	2462	11.8	72.4	16	50

2012 ACCOMPLISHMENTS & STATS

- * Set FCS Single Season Record with 136 receptions (previous mark 123)
- * Ranked 1st in FCS in receiving yards with 1,664
- * 1,664 pass receiving yards ranks 5th best for single season in FCS history
- * Seven straight games with 100-yards receiving during season (8 total)
- * Set OVC & EIU single game reception record with 21
- * Set EIU single receiving yards record with 269
- * Named OVC & National Player of the Week on Sept. 23
- * Seven games with double digit receptions
- * Set EIU single season record for receptions (previous mark 76)
- * Set OVC single season record for receptions (previous mark 92)
- * Set EIU single season receiving yards record (previous mark 1,269 yards)
- * Set OVC single season receiving yards record (previous mark 1,453 yards)
- * 2-for-2 on passes with one touchdown
- * Passed successful 2-point conversion in OT win over Murray State
- * Ranked 18th in FCS in all-purpose yards
- * Has 12 receiving touchdowns
- * Ranks 1st on EIU single season list in receiving yards
- * Ranks 1st on FCS single season receptions list
- * Ranks 1st on OVC single season yards receiving list
- * Ranks 5th on FCS single season receiving yards list

CAREER RANKS @ EIU


- * Ranks 1st all-time in career receptions
- * Ranks 4th all-time in career receiving yards
- * Ranks 10th all-time in career touchdown receptions

CAREER RANKS IN OVC

- * Ranks 4th all-time in career receptions (needs 23 for record)
- * Ranks 11th all-time in career receiving yards

33 -- MALCOLM ALLEN

Defensive Back • 5-10 • 180 • RS-Senior
Joliet, Ill. (Joliet HS/College of DuPage)



EASTERN ILLINOIS: Transferred to Eastern Illinois in the fall of 2011 and joined football team in 2012 spring practice... member of scout team in 2012, did not see any game action.


SOUTHERN ILLINOIS: Attended SIU Carbondale for one year but did not compete in football.

COLLEGE OF DuPAGE: Attended College of DuPage part-time in fall of 2009 and full-time in spring of 2010, but did not play football.

HIGH SCHOOL: Played at Joliet HS

47 -- ANDRE ALVAREZ

Linebacker • 6-3 • 230 • RS-Senior
Chicago, Ill. (Lane Tech/Carthage College)



EASTERN ILLINOIS: Transferred to Eastern Illinois for fall of 2011 but did not play football... joined team for spring practice in 2012 and is eligible to play this fall using redshirt season in 2011... member of scout team in 2012, did not see any game action.


CARTHAGE COLLEGE: Played two seasons at Carthage College... appeared in six games with three starts as a sophomore in 2010 making eight tackles with one pass break-up... as a freshman in 2009 played in nine games with one start... had 27 tackles with five tackles for loss and one

forced fumble.

HIGH SCHOOL: Played at Lane Tech for coach Rich Rio... earned Chicago All-Public League honors as a senior... helped team go 11-3 and win city championship during senior year as team advanced to IHSA Class 8A State Playoffs.

60 -- CHARLIE ATHANS

Offensive Line • 6-3 • 240 • RS-Freshman
Manhattan, Ill. (Lincoln-Way Central HS)



2012 (FRESHMAN): Redshirted.

HIGH SCHOOL: Played for coach Brett Hefner at Lincoln-Way Central HS... versatile offensive lineman who played tackle in high school but moved to tight end for final game of senior year... was a special mention All-Area selection as a senior.

82 -- BRANDON BARKER

Wide Receiver • 5-9 • 183 • RS-Sophomore
Chicago, Ill. (Curie HS/North Central College)



EASTERN ILLINOIS: 2012 (SOPHOMORE): Transferred to EIU and sat out season due to NCAA transfer rules.

NORTH CENTRAL COLLEGE: 2011 (FRESHMAN): Played as a member of the junior varsity football team at North Central College.

HIGH SCHOOL: Played at Curie HS for coach Tyson LeBlanc... as a senior helped team win Chicago Public League title with a 9-5 record as he scored three touchdowns in the win over Morgan Park including a fumble recovery in the end zone in overtime.... named first team All-Public League selection as a senior.

28 -- NICK BEARD

Safety • 6-1 • 193 • RS-Senior
Delray Beach, Fla. (Atlantic HS)

2013 PRESEASON ALL-OVC SELECTION

2012 (JUNIOR): Started all 12 games at free safety earning first team All-OVC honors... ranked second on the team with 85 tackles including a team high 61 solo stops... was 11th in the OVC in total tackles while his 61 solo tackles were second most in the conference... season high 13 tackles at Western Michigan (9 solo)... had ten tackles at Central Arkansas (7 solo)... finished season with three tackles for loss... had one sack at Eastern Kentucky... had nine pass break-ups... **2011 (SOPHOMORE):** Started all 11 games at free safety... ranked fourth on the team

with 69 tackles... his 50 solo tackles were third on the squad... made a season-high ten tackles (7 solo) at Jacksonville State... led team with six pass break-ups with two coming against Illinois State and two against Tennessee State... had six or more tackles in eight of 11 games... had a half-sack against Tennessee State... **2010 (RS-FRESHMAN):** Appeared in all 11 games making two starts on the season against Central Arkansas and Southeast Missouri... finished year with 38 tackles (24 solo)... had a season high seven tackles against Southeast Missouri and at Tennessee Tech... credited with two pass break-ups against Jacksonville State... **2009 (FRESHMAN):** Redshirted...

HIGH SCHOOL: Rated a top 50 area player by SoFLAfootball.com... ranked third on the team in tackles helping Atlantic HS post an 11-1 record in Class 5A for coach Andre Thaddies... recorded two interceptions... considered a solid tackler by college scouts with good range... team captain.


PERSONAL: Majoring in kinesiology... son of Yolanda and Jerome Beard.

CAREER STATISTICS FOR BEARD ...

YEAR	G/GS	ST	AT	TT	SK	TFL	Brk-Up	INT
2009	Redshirted at EIU							
2010	11/2	24	14	38	0	0	2	0
2011	11/11	50	19	69	0.5	0.5	6	0
2012	12/12	61	24	85	1	3	9	0
Career	34/25	135	57	192	1.5	3.5	17	0

58 -- CAMERON BERRA

Kicker • 5-11 • 215 • Senior
St. Louis, Mo. (Parkway Central HS)

2013 PRESEASON ALL-OVC SELECTION

2012 (JUNIOR): Earned first team All-OVC honors as place kicker making 12-of-13 field goals... was 5-of-5 from beyond 40-yards with a season long of 44 at Illinois State... was twice named the OVC Special Teams Player of the Week on Sept. 16 (Illinois State) and Oct. 14 (Jacksonville State)... led EIU in scoring with 84 points which ranked fifth in the OVC... made 48-of-52 extra point attempts... 12 made field goals on the season ranks seventh on EIU career list... ranks second on EIU career list with 27 made field goals... ranks first on EIU career field goal percentage list having made 27-of-33 field goals for his career (81.8 percent)... named an FCS Academic All-Star... honorable mention All-American by College Sports Journal... during the baseball season hit .300 in 39 games played with 23 RBI... **2011 (SOPHOMORE):** Was 7-of-9 as the Panthers field goal kicker during the season with a long field goal of 37 against Tennessee State... ended season making four straight field goals... was 5-of-6 between 20-29 yards and 2-of-3 between 30-39 yards... was 28-of-30 on extra points (had string of 31 consecutive made PAT's between 2010 and 2011 season)... ended 2011 season with ten straight made PAT's... had nine kick offs on the season averaging 59.9 yards per kick... named to preseason watch list for place kickers by the College Football Performance Awards... finished season tied for 9th on EIU career field goals made list with 15... **2010 (FRESHMAN):** Took over the kicking duties on Sept. 18 against UT Martin and served as Panthers kicker for remaining nine games... finished season as team's leading scorer with 43 points as he made 19-of-20 extra points and 8-of-11 field goals... was 2-of-3 on field goals between 40-49 yards with a season long of 43 at Tennessee Tech... made 18 straight extra points to close the season... averaged 52.5 yards per kick off with two touchbacks... member of EIU baseball team in spring appearing in 36 games with a .239 average, six doubles and nine RBI.

HIGH SCHOOL: Was a kicker and punter at Parkway Central HS earning 2009 Associated Press All State Class 5 first team honors... 2009 St. Louis Post-Dispatch first-team All-Metro... 2009 Suburban South Conference first team as a kicker and punter... had 45 touchbacks out of 54 kickoffs... made 16 of 19 field goals, with a long of 47 yards...

PERSONAL: Majoring in kinesiology... son of Dan and Joyce Berra... mother was a swimmer at the University of Tulsa and his brother Ryan played golf at the University of Dayton... is a relative of baseball Hall of Famer Yogi Berra.

CAREER STATISTICS FOR BERRA...

YEAR	FGM/FGA	30-39	40-49	LNG	PTS	PAT's	KO/AVG
2010	8-11	3-4	2-3	43	43	19-20	32/52.5
2011	7-9	2-3	0-0	37	49	28-30	9/59.9
2012	12-13	1-1	5-5	44	84	48-52	0/0
Career	27-33	6-8	7-8	44	176	95-102	41/54.1

38 -- D.J. BLAND

Defensive Back • 6-1 • 186 • RS-Junior
Chicago, Ill. (De La Salle Institute)



2012 (SOPHOMORE): Played in all 12 games starting the first six contests at corner back... made 37 tackles with 28 solo stops... second on the team with seven pass break-ups... season high ten tackles (six solo) at Illinois State... had an interception in the season opener against Southern Illinois... **2011 (RS-FRESHMAN):** Played in all 11 games opening the season as a reserve defensive back before starting six of the final seven games... ranked 5th on the team in tackles with 46 (32 solo)... was the team leader with two blocked kicks coming at Southeast

Missouri and at Austin Peay... had three pass break-ups, two quarterback hurries and one forced fumble... recorded two tackles for loss... season high six tackles at Jacksonville State and at Southern Illinois... **2010 (FRESHMAN):** Redshirted.

HIGH SCHOOL: Played defensive back and wide receiver at De La Salle Institute earning Chicago Tribune All-State honors... played for coach Dan O'Keefe... named Catholic League White MVP... two time All-Conference... made 55 tackles as a senior... eight interceptions with three returned for touchdowns... had two blocked punts including one returned for touchdown... in one game as a senior returned both a kickoff and a punt for a touchdown... as a receiver had 31 catches for 603 yards and eight touchdowns... helped team finish at 9-3 as they lost the Catholic League Championship while advancing to the IHSA Class 6A state playoffs... full first name is Darryl.


PERSONAL: Majoring in management... son of Darryl Sr., and Tina Bland... relative Ray Smith played football at Northern Illinois.

CAREER STATISTICS FOR BLAND ...

YEAR	G/GS	ST	AT	TT	SK	TFL	Brk-Up	INT
2010	Redshirted at EIU							
2011	11/6	32	14	46	0	2	3	0
2012	12/6	28	9	37	0	0	8	1
Career	23/12	60	23	83	0	2	11	1

86 -- REX BONHAM

Defensive Line • 6-3 • 270 • RS-Junior
New Carlisle, Ill. (Tecumseh HS)



2012 (SOPHOMORE): Played in ten games moving from tight end to defensive line... made two tackles in season opening win over Southern Illinois... most of playing time was on special teams... **2011 (RS-FRESHMAN):** Appeared in ten games playing as a blocking tight end in short yardage situations and on special teams... did not have any offensive stats... **2010 (FRESHMAN):** Redshirted

HIGH SCHOOL: Played tight end and defensive tackle at Tecumseh HS helping team post a 10-2 record advancing to the second round of the Ohio Division II state playoffs... earned first team Division II All-Southwest District honors at defensive end making 61 tackles... played for an offense that preferred to run the ball but did have one touchdown reception as a senior... played for coach Kent Mussie.


PERSONAL: Majoring in kinesiology... son of Jeff and Nancy Bonham.

CAREER STATISTICS FOR BONHAM ...

YEAR	G/GS	ST	AT	TT	SK	TFL	Brk-Up	INT
2010	Redshirted at EIU							
2011	10/0	Played tight end on offense, no statistics						
2012	10/0	2	0	2	0	0	0	0
Career	20/0	2	0	2	0	0	0	0

68 -- NICK BORRE

Offensive Line • 6-4 • 300 • RS-Sophomore
 Bloomingdale, Ill. (Lake Park HS)




2012 (RS-FRESHMAN): Played in three games as a back-up offensive lineman... saw action in games at Western Michigan, Illinois State and Austin Peay... **2011 (FRESHMAN):** Redshirted. **HIGH SCHOOL:** Played offensive tackle for Lake Park HS for coach Andy Livingston... earned honorable mention DuPage County All-Area honors as a senior... three year starter... named team MVP.

PERSONAL: Son of Jeff and Nancy Borre.

25 -- REGGIE BOX

Defensive Back • 6-0 • 175 • RS-Sophomore
 Glen Carbon, Ill. (Edwardsville HS)



2012 (RS-FRESHMAN): Moved to defensive back during fall practice... member of scout team appearing in one game against Austin Peay...

2011 (FRESHMAN): Redshirted.

HIGH SCHOOL: Played running back and defensive back at Edwardsville HS for coach Matt Martin... as a senior recorded 36 tackles with one interception... as a junior he had 42 tackles with one fumble recovery... named a Metro Top 30 selection by the St. Louis Post-Dispatch... named second team All-Area... two-time All-Southwestern Conference selection... as a

running back had 945 career rushing yards with ten touchdowns.


PERSONAL: Son of Reginald and Madonna Box.

CAREER STATISTICS FOR BOX ...

YEAR	G/GS	ST	AT	TT	SK	TFL	Brk-Up	INT
2011	Redshirted at EIU							
2012	1/0	0	0	0	0	0	0	0
Career	1/0	0	0	0	0	0	0	0

55 -- JOE CAMPAGNA

Linebacker • 6-0 • 220 • RS-Junior
 Chicago, Ill. (St. Rita HS/Ferris State University)



EASTERN ILLINOIS: 2012 (SOPHOMORE) Played in all 12 games with most of his action coming on special teams... made three tackles with one each against Western Michigan, Austin Peay and South Dakota State... had a tackle for loss versus Austin Peay... **2011 (RS-FRESHMAN):** Sat out the 2011 season due to NCAA transfer rules.

FERRIS STATE (2010): Redshirted freshman season.

HIGH SCHOOL: Played at St. Rita HS in Chicago for coach Todd Kuska... was team's second leading tackler with 78 tackles and three sacks

as a senior... team captain... named to Chicago Sun Times All-Chicago Public League team... All-Conference selection.

PERSONAL: Son of Joe and Peggy Campagna.

CAREER STATISTICS FOR CAMPAGNA ...

YEAR	G/GS	ST	AT	TT	SK	TFL	Brk-Up	INT
2010	Redshirted at Ferris State							
2011	Sat out season at EIU due to NCAA transfer rules							
2012	12/0	2	1	3	0	1	0	0
Career	12/0	2	1	3	0	1	0	0

43 -- PONO CHOY

Defensive Back • 5-10 • 188 • RS-Freshman
 Honolulu, Haw. (Kamehameha HS)



2012 (FRESHMAN): Appeared in two games before suffering season ending injury against Austin Peay... was granted a medical redshirt season by the NCAA... did not have any stats in two games played on special teams.

HIGH SCHOOL: Played for coach David Stant at Kamehameha HS in Honolulu... named first team All-State by ESPNHS as a senior as a defensive back... second team All-Inter-scholastic League selection as a senior, honorable mention as a junior... member of Hawai'i state championship team as a sophomore... recorded 61 tackles as


a senior scoring two defensive touchdowns...

CAREER STATISTICS FOR CHOY ...

YEAR	G/GS	ST	AT	TT	SK	TFL	Brk-Up	INT
2012	2/0	Granted medical redshirt by NCAA						

98 -- FEDNEY DELPHONSE

Defensive End • 6-3 • 234 • RS-Sophomore
 Naples, Fla. (Golden Gate HS)



2012 (RS-FRESHMAN): Played in all 12 games as a back-up defensive lineman... made 16 tackles (six solo)... season high three stops in four games, last at Central Arkansas... had two tackles for loss with a solo TFL at Western Michigan... had a forced fumble versus Austin Peay... **2011 (FRESHMAN):** Redshirted.

HIGH SCHOOL: Three year starter at defensive end at Golden Gate HS... first team All-Area selection by Naples Daily News... had 80 total tackles with 56 solo stops as a senior... finished junior season with 52 tackles and five sacks...

had 22 solo tackles as a sophomore... athletic defensive player who also ran the 110m hurdles in high school advancing to the District championships... earned Old Spice MVP award.

PERSONAL: Son of Marie Delphonse.

CAREER STATISTICS FOR DELPHONSE ...

YEAR	G/GS	ST	AT	TT	SK	TFL	Brk-Up	FF
2011	Redshirted at EIU							
2012	12/0	6	10	16	0	2	0	1
Career	12/0	6	10	16	0	2	0	1

88 -- ADAM DRAKE

Wide Receiver • 6-2 • 199 • RS-Junior
Charleston, Ill. (Charleston HS)



2012 (SOPHOMORE): Played in all 12 games seeing a majority of his time as a starter on special teams... had five catches for 41 yards all coming in the first three games... caught three passes for 12 yards against Southern Illinois...

2011 (RS-FRESHMAN): Played in all 11 games making six starts including the last three games of the season... was fourth on the team in total receptions with 19... had 312 yards receiving with a 16.4 yards per catch average... first career reception was against Illinois State in the season opener... first career touchdown reception was

at Southeast Missouri... season high four receptions against Eastern Kentucky and at Southern Illinois... had a season high 86 yards receiving at SIU... **2010 (FRESHMAN):** Redshirted.

HIGH SCHOOL: Played wide receiver and defensive back at local Charleston HS... first team All-Apollo Conference and All-Area selection by Decatur Herald Review... area leader with 41 catches for 572 yards and two touchdowns as a senior... made 66 tackles with five interceptions... also scored once on a kick return and once on an interception... first team All-Apollo at defensive back as a junior... played for coach Brian Halsey.

PERSONAL: Majoring in biological sciences... Son of Steve and Mary Drake.

CAREER STATISTICS FOR DRAKE ...

YEAR	G/GS	RCPTs	YDs	YDs/REC	YDs/G	TDs	LONG
2010	Redshirted at EIU						
2011	11/6	19	312	16.4	28.4	1	29
2012	12/0	5	41	8.2	3.4	0	20
Career	23/6	24	353	14.7	15.3	1	29

14 -- TAYLOR DUNCAN

Running Back • 6-3 • 224 • RS-Junior
Marshall, Ill. (Marshall HS)



2012 (SOPHOMORE): Played in all 12 games after moving from back-up quarterback to a running back... was team's second leading rusher with 466 yards on 117 carries... scored eight touchdowns including three against Illinois State... had 96 yards on 24 carries against ISU... caught seven passes for 26 yards out of the backfield... had four games with 50 or more yards rushing... **2011 (RS-FRESHMAN):** Played in four games appearing in a back-up quarterback role... scored first career touchdown on a running play at Northwestern... had only one passing attempt

on the season in the opener versus Illinois State... **2010 (FRESHMAN):** Redshirted

HIGH SCHOOL: Played quarterback at nearby Marshall HS helping the team post a 11-2 record as they lost in the IHSA Class 2A semifinals... earned IHSA Football Coaches Association Class 2A All-State honors... completed 82-of-163 passes as a senior for 1,230 yards and 15 touchdowns... added 902 yards on the ground including four games with 100 plus yards rushing and 17 rushing touchdowns... also made 33 tackles as a defensive back... All-Little Illini Conference... played in Wabash Valley All-Star game leading North team to a 40-13 victory... also participated in the Illinois Coaches Shrine All-Star game... played for coach Todd Evers.

PERSONAL: Majoring in finance... son of Pat and Gayle Duncan.

CAREER STATISTICS FOR DUNCAN ...

YEAR	G/GS	RUSH	YDS	TD	AVG/c	LNG	OTHER
2010	Redshirted at EIU						
2011	4/0	2	7	1	3.5	4	0-1 pass
2012	12/0	117	466	8	4.0	28	7 rec, 26 yds
Career	16/0	119	473	9	4.0	28	

97 -- DINO FANTI

Defensive Tackle • 6-1 • 273 • RS-Sophomore
Venice, Fla. (Venice HS)



2012 (RS-FRESHMAN): Played in all 12 games as a back-up defensive lineman... finished season with 15 tackles (five solo)... season high five tackles against Austin Peay... had three tackles for loss with solo TFL against Illinois State and Murray State... one pass break-up against Southeast Missouri... **2011 (FRESHMAN):** Redshirted.

HIGH SCHOOL: Two way starter at offensive guard and defensive tackle at Venice HS for coach John Peacock... team posted an 8-4 record to rank 33rd in the state of Florida...

recorded 64 tackles with four sacks during his junior season... also had seven pass break-ups and one interception from his defensive tackle position... had 81 tackles with two sacks and three quarterback pressures as a senior.

PERSONAL: Son of Dino Fanti and Deb Bevelacqua...


CAREER STATISTICS FOR FANTI ...

YEAR	G/GS	ST	AT	TT	SK	TFL	Brk-Up	FF
2011	Redshirted at EIU							
2012	12/0	5	10	15	0	3	1	0
Career	12/0	5	10	15	0	3	1	0



91 -- NIKO FOLTYS

Defensive Line • 6-4 • 248 • RS-Junior
Lockport, Ill. (Lockport HS)



2012 (SOPHOMORE): Played in six games with most of playing time on special teams... made three tackles with two stops at Central Arkansas and the other tackle at South Dakota State...

2011 (RS-FRESHMAN): Attended Eastern Illinois but did not play football... **2010 (FRESHMAN):** Redshirted season.

HIGH SCHOOL: Played defensive end at Lockport Township HS helping team post a 6-4 record and first IHSA Class 8A playoff berth for school since 2006 season... recovered one blocked punt for a touchdown... had two interceptions... sister Erika was a member of EIU cross country and track team.

CAREER STATISTICS FOR FOLTYS ...

YEAR	G/GS	ST	AT	TT	SK	TFL	Brk-Up	FF
2010	Redshirted at EIU							
2011	Attended EIU but did not play football							
2012	6/0	1	2	3	0	0	0	0
Career	6/0	1	2	3	0	0	0	0

4 -- KEIONDRE GOBER

Wide Receiver • 6-3 • 196 • Sophomore
Lubbock, Texas (Frenship HS)



2012 (FRESHMAN): Played in nine games becoming part of the wide receiver rotation during the Murray State contest... had three catches for 132 yards and two touchdowns against Austin Peay with both touchdown catches over 50 yards... had four catches for 64 yards at UT Martin... finished season with nine catches for 194 yards... added a two-yard touchdown catch at Tennessee Tech.

HIGH SCHOOL: Played for coach Brad Davis as Frenship HS in Wolfforth, Texas (located just outside of Lubbock)... helped team post a 10-1 record as a senior winning the 4A Region I, District 3 championship... advanced to the Texas 4A playoffs... finished season with 52 tackles and five interceptions... returned an interception 101-yards for a touchdown in season opener as a senior (scored three touchdowns in that game with one rushing/one receiving)... first team All-District as a senior... All-City and All-South Plains selection...

CAREER STATISTICS FOR GOBER ...

YEAR	G/GS	RCPTs	YDs	YDs/REC	YDs/G	TDs	LONG
2012	9/0	9	194	21.6	21.6	3	66

46 -- ANTHONY GOODMAN

Defensive Back • 5-9 • 190 • Sophomore
Lansing, Mich. (J.W. Sexton HS)



2012 (FRESHMAN): Played in 11 games making a start at defensive back against Jacksonville State... had 21 tackles (13 solo)... had a season high four tackles in three different games - Western Michigan, Southeast Missouri and South Dakota State... had a tackle for loss against Austin Peay... one pass break-up at South Dakota State.

HIGH SCHOOL: Played for coach Dan Boggan at J.W. Sexton HS... participated in the Michigan State All-Star Game as a corner back and return specialist... during high school earned Division 3-4 honorable mention as a running back piling up 1,551 yards and 19 touchdowns... helped lead team to Division 4 District finals as a senior.

CAREER STATISTICS FOR GOODMAN...

YEAR	G/GS	ST	AT	TT	SK	TFL	Brk-Up	FF
2012	11/1	13	8	21	0	1	1	1

94 -- TIMOTHEUS GRANGER

Defensive End • 6-2 • 230 • Junior
West Palm Beach, Fla. (Suncoast HS)



2012 (SOPHOMORE): Played in all 12 games as a back-up defensive lineman... finished season with ten tackles (3 solo)... had two tackle games against Western Michigan, Austin Peay and Southeast Missouri... had a tackle for loss and a sack at Eastern Kentucky along with a pass break-up... had one fumble recovery at Tennessee Tech... **2011 (FRESHMAN):** Played in all games as a reserve defensive lineman and on special teams... made two tackles with one at Jacksonville State and one versus Murray State... credited with a half-tackle for loss at JSU.

HIGH SCHOOL: Second team All-Area by the Palm Beach Post as a senior... played for coach Mays at Suncoast HS... solid edge rusher who can also play outside linebacker... as a senior led league with six sacks and 85 tackles (61 solo)... had best game as a senior against Inlet Grove HS recording 13 tackles with four sacks for 25 yards... added two blocked punts, three pass break-ups and three forced fumbles... named a Maxx Scout.com All-American.


PERSONAL: Son of Walter and Katrina Granger... relative Walter Dix is an Olympic sprinter winning bronze at the 2008 Beijing Summer Games... relative Danny Granger played basketball for the Indiana Pacers.

CAREER STATISTICS FOR GRANGER...

YEAR	G/GS	ST	AT	TT	SK	TFL	Brk-Up	FR
2011	11/0	1	1	2	0	0.5	0	0
2012	12/0	3	7	10	1	1.5	1	1
Career	23/0	4	8	12	1	2	1	1

50 -- ADAM GRISTICK

Linebacker • 5-10 • 227 • RS-Junior
Allentown, Pa. (Parkland HS)



2012 (SOPHOMORE): Started all 12 games at outside linebacker... was 11th on the team in tackles with 42 stops (22 solo)... had a season high nine tackles (six solo) against Southeast Missouri... had seven tackles at UT Martin... had 1.5 tackles for loss at Eastern Kentucky... credited with three pass break-ups... **2011 (RS-FRESHMAN):** Played in all 11 games as a reserve linebacker... had five total tackles on the season... both of his tackles at Northwestern were tackles for loss... also had tackles against Eastern Kentucky, UT Martin and Tennessee

State... **2010 (FRESHMAN):** Redshirted.

HIGH SCHOOL: Played linebacker at Parkland HS helping team post a 10-4 record as they lost in the District 11 championship game of the Pennsylvania AAAA state playoffs... first team All-Lehigh Valley Interscholastic Athletic Association... racked up 76 solo tackles, 58 assisted, 5.5 sacks, 20 tackles for loss yards, four forced fumbles, three fumble recovers and two interceptions as a senior... selected to play in the Northeast vs. New Jersey All-Star Classic... played in the New Jersey-Northeast All-Star Classic... played for coach Jim Morgans.

PERSONAL: Majoring in kinesiology... son of Greg and Christine Gristick... father Greg played football at Kutztown University..

CAREER STATISTICS FOR GRISTICK...

YEAR	G/GS	ST	AT	TT	SK	TFL	Brk-Up	FF
2010	Redshirted at EIU							
2011	11/0	4	1	5	0	2	0	0
2012	12/12	22	20	42	0	1.5	3	0
Career	23/12	26	21	47	0	3.5	3	0

59 -- KAMU GRUGIER-HILL

Linebacker • 6-2 • 202 • Sophomore
Honolulu, Haw. (Kamehameha HS)



2012 (FRESHMAN): Played in all 12 games at linebacker... had first career start at UT Martin making four tackles and one tackle for loss... season high seven tackles at Central Arkansas with five solo tackles... had a forced fumble in opener against Southern Illinois... had interception against Jacksonville State.

HIGH SCHOOL: Played for head coach David Stant at Kamehameha HS in Honolulu... played safety and served as the team's punter as a senior... had 86 tackles, five sacks and a one blocked field goal as a senior as team posted


a 7-4 record at ILH Division I... first team All-Interscholastic League selection at linebacker as a senior...

CAREER STATISTICS FOR GRUGIER-HILL...

YEAR	G/GS	ST	AT	TT	SK	TFL	Brk-Up	INT
2012	12/1	15	12	27	0	1	4	1

39 -- MIKE GUNTER

Safety • 6-3 • 225 • RS-Sophomore
Springfield, Ill. (Rochester HS)



2012 (RS-FRESHMAN): Played in ten games seeing playing time primarily on special teams... had one tackle for the year against Austin Peay... had two kick returns on special teams with a long of eight yards at Central Arkansas... **2011 (FRESHMAN):** Redshirted.

HIGH SCHOOL: Starter at defensive back and safety at Rochester HS for coach Derek Leonard... helped team win IHSA Class 4A state championship as a senior with a 13-0 record... team was 12-1 losing in IHSA Class 4A state semifinals during junior season... recorded 84

tackles (62 solo) with seven sacks as a senior... two-time first team All-Corn Belt Conference selection... special mention All-State by Champaign News-Gazette...


PERSONAL: Son of Stan and Peggy Gunter.

CAREER STATISTICS FOR GUNTER ...

YEAR	G/GS	ST	AT	TT	SK	TFL	Kick-Ret	Yds
2011	Redshirted at EIU							
2012	10/0	1	0	1	0	0	2	10
Career	10/0	1	0	1	0	0	2	10

70 -- JOE HALL

Defensive Line • 6-5 • 262 • RS-Sophomore
Wheaton, Ill. (Wheaton-Warrenville South HS)



2012 (RS-FRESHMAN): Member of scout team... saw action in one game against Murray State as a back-up lineman... **2011 (FRESHMAN):** Redshirted.

HIGH SCHOOL: Played for coach Ron Muhitch at Wheaton-Warrenville South HS... helped team post a 14-0 record as a senior anchoring the offensive line... team won IHSA Class 7A state championship as Hall did not miss a snap all season... special mention All-DuPage Valley Conference honors... as a junior helped team post a 13-1 record to win IHSA state championship...

placed 4th in IHSA state meet in wrestling.

PERSONAL: Son of Joe and Triva Hall.



30 -- ROBERT HAYNES

Linebacker • 6-0 • 234 • Junior
Punta Gorda, Fla. (Charlotte HS)



2012 (SOPHOMORE): Started 11 games at middle linebacker missing the Central Arkansas game with an injury... led team with 101 tackles (50 solo)... was 34th in the NCAA in tackles per game while ranking fourth in the OVC in total tackles... tied for team lead with two interceptions coming at Western Michigan and Illinois State... double figure tackles in seven games with a high of 12 tackles at Illinois State and Tennessee Tech... had four straight double figure tackle games against UT Martin, Jacksonville State, Eastern Kentucky and TTU... had two tackles for loss at EKU... had

a sack against Southern Illinois and Southeast Missouri... two forced fumbles in opener against SIU... **2011 (FRESHMAN):** Played in ten games seeing times on special teams, as a reserve linebacker and as a fullback in short yardage situations... finished season with 13 tackles (7 solo)... had four games where he recorded two tackles with two solo tackles against Tennessee Tech.

HIGH SCHOOL: Named a District 16 first team selection by the Florida Coaches Association playing at Charlotte HS... played for coach Binky Waldrop... helped team reach No. 18 ranking in Florida finishing with a 12-1 overall record... helped lead a defensive unit that posted four shutouts on the season limiting teams to 5.4 points per game... named the area defensive player of the year as a junior... averaged 7.2 tackles per game.

PERSONAL: Son of Shawn Rowe.

CAREER STATISTICS FOR HAYNES...

YEAR	G/GS	ST	AT	TT	SK	TFL	Brk-Up	INT
2011	11/0	7	6	13	0	0	0	0
2012	11/11	50	51	101	2	6.5	5	2
Career	22/11	57	57	114	2	6.5	5	2

**42 -- ALEX HELMS**

Linebacker • 6-2 • 236 • RS-Senior
Naperville, Ill. (North HS/Concordia (Minn.) Univ.)



EASTERN ILLINOIS - 2012 (RS-JUNIOR): Played in all 12 games as a back-up linebacker... had first career start at Central Arkansas making a career high 16 tackles (8 solo)... was named the OVC Newcomer of the Week for efforts in Central Arkansas game... had five tackle games against Austin Peay and Jacksonville State... one tackle for loss at Tennessee Tech... **2011 (JUNIOR):** Transferred to Eastern Illinois in spring of 2011... sat out 2011 season at EIU due to NCAA transfer rules.

CONCORDIA (Minn.): Played two seasons at Concordia University in St. Paul, Minn... played in all 12 games as a sophomore in 2010 as the team finished at 8-4 appearing in the Mineral Water Bowl... finished season with 29 tackles (12 solo), one tackle for loss and one forced fumble... appeared in nine games as a freshman in 2009 starting the final four games of the year... made 41 tackles (21 solo) with 4.5 tackles for loss... had a season high 14 tackles against Upper Iowa.

HIGH SCHOOL: Played at Naperville North HS for coach Larry McKeon... helped squad win IHSA Class 8A state championship as a junior where he was the starter at left guard... was named the Conference Lineman of the Year as a senior... All-Area selection... honorable mention All-State... during two years as a varsity starter team posted a 23-2 record... IHSFCA Academic All-State as a senior.


PERSONAL: Majoring in business... son of Ron and Mimi Helms... mother played softball at Miami of Ohio while dad was a wrestler at MacMurray.

CAREER STATISTICS FOR HELMS...

YEAR	G/GS	ST	AT	TT	SK	TFL	FF	FR
2009 (CU)	9/4	21	20	41	0	3.5	1	2
2010 (CU)	12/0	12	17	29	0	1	1	0
2011	Redshirted at EIU							
2012	12/1	23	15	38	0	1	0	1
Career	35/5	56	52	108	0	5.5	2	3
EIU Career	12/1	23	15	38	0	1	0	1

57 -- JAMEEL HIGH

Defensive Back • 5-10 • 185 • RS-Senior
Kankakee, Ill. (Bishop McNamara HS/Ball State Univ.)



EASTERN ILLINOIS: Transferred to EIU and was a member of the scout team.

BALL STATE: Attended Ball State for the 2011-12 but did not play football.

HARPER COLLEGE: Played the 2010 season at Harper College... was a first team NJCAA All-Region IV selection... had 46 tackles (21 solo) and five pass break-ups on the season.

INDIANA STATE: Redshirted the 2009 season at Indiana State.

HIGH SCHOOL: Played for coach Rich Zinanni at Bishop McNamara HS... rushed for 700 yards as senior while adding 120 yards receiving... named special mention All-Area... was an All-Conference selection in wrestling.

PERSONAL: Son of former EIU All-American running back Willie High.

44 -- ANDRE HODGE

Fullback • 6-0 • 255 • RS-Sophomore
Keyport, N.J. (Matawan Regional HS)




2012 (RS-FRESHMAN): Converted from linebacker to fullback for 2012 season... saw action in all 12 games playing primarily on special teams and in short yardage offensive situations... did record any statistics... **2011 (FRESHMAN):** Redshirted.

HIGH SCHOOL: Standout linebacker and heavyweight class wrestler at Matawan Regional HS... as a junior registered 79 tackles with 14 tackles for loss and two sacks... second team All-Monmouth League helping team win NJSIAA Group 2 state championship... as a senior finished with 70 tackles and six sacks as he ranked second in league in sacks and third in tackles... also had two pass break-ups... team finished final two seasons with a 22-2 record... two time first-team All-District selection... helped wrestling team win A-Central Championship... played for coach Joe Martucci.

PERSONAL: Son of Laura Hodge and Clifton Pitts..

31 -- PETE HOULIHAN

Defensive Back • 5-11 • 185 • Senior
New Lenox, Ill. (Providence Catholic HS)



2012 (JUNIOR): Played in 11 games making 11 starts at cornerback... missed the Illinois State game due to injury... named OVC Defensive Player of the Week following win over Austin Peay where he made ten tackles with 1.5 tackles for loss, one forced fumble and one pass break-up... finished season fourth on team with 78 tackles... his 49 solo tackles ranked third on the team... had one interception against Southern Illinois... season high 11 tackles at Eastern Kentucky and ten tackle game against Murray State... **2011 (SOPHOMORE):** Played


in all 11 games making nine starts at cornerback... also served as the Panthers primary punt returner with nine punt returns for 28 yards (3.1 average)... had 29 tackles (18 solo)... one tackle for loss against Tennessee State... had a season high six tackles against Illinois State and at Southeast Missouri... one kick off return for 28 yards in season opener with Illinois State... **2010 (FRESHMAN):** Appeared in eight games on the season as a special teams player... made two tackles on the year at UT Martin and at Tennessee Tech... also served as a back-up punt returner with four returns... biggest return of the season was for nine yards at Tennessee Tech.

HIGH SCHOOL: Played defensive back and wide receiver while also returning punts for Providence Catholic HS for coach Mark Coglinese... earned IHSA All-State honors while being named Chicago Catholic League Blue Most Outstanding Player... Southtown Star All-Area... Champaign News Gazette first team All-State... had 55 tackles and six interceptions with two returned for touchdown... returned two punts and one kickoff for touchdown... on offense had 16 receptions for 366 yards and three touchdowns.


PERSONAL: Majoring in kinesiology... son of Ester and Mark Houlihan...

CAREER STATISTICS FOR HOULIHAN ...

YEAR	G/GS	ST	AT	TT	SK	TFL	Brk-Up	INT
2010	8/0	0	2	2	0	0	0	0
2011	11/9	18	11	29	0	1	0	0
2012	11/11	49	29	78	0.5	5	6	1
Career	30/20	67	42	109	0.5	6	6	1

**23 -- BOBBY HUEY**

Running Back • 5-11 • 210 • RS-Freshman
Lubbock, Texas (Frenship HS)




2012 (FRESHMAN): Redshirted.

HIGH SCHOOL: Played for coach Brad Davis at Frenship HS in Wolfforth, Texas (located just outside of Lubbock)... helped team post a 10-1 record as a senior winning the 4A Region I, District 3 championships... advanced to Texas 4A playoffs... second team All-State, first team All-District as a senior... rushed for 1,640 yards and 15 touchdowns as a senior... rushed for 1,471 yards as a sophomore with 15 touchdowns... battled injuries as a junior rushing for 763 yards and six touchdowns in half

a season... All-South Plains MVP... All-City...

49 -- DEONTE JACKSON

Defensive Back • 5-10 • 179 • RS-Junior
Olympia Fields, Ill. (Rich Central HS/Harper College)



EASTERN ILLINOIS: 2012 (JUNIOR): Attended EIU but did not play football in the fall of 2012, returned to team in spring practice of 2012...

2011 (SOPHOMORE): Played in four of the first five games as a reserve defensive back and special teams player... made one tackle against Southeast Missouri...

HARPER COLLEGE: Played his freshman season at Harper College in Palatine, Ill.... appeared in seven games with 29 tackles, 11 solo... credited with three pass break-ups and one interception...

HIGH SCHOOL: Played at Rich Central HS where he was listed as one of the area's Top 100 players entering his senior season... earned All-Southland Athletic Conference honors three seasons playing as a corner back and free safety... had 76 tackles as a junior with 11 pass break-ups and two interceptions... as a senior had 48 tackles with four interceptions and seven pass break-ups... played for coach Oliver Speller.

CAREER STATISTICS FOR JACKSON ...

YEAR	G/GS	ST	AT	TT	SK	TFL	Brk-Up	INT
2011	4/0	1	0	1	0	0	0	0
2012	Attended EIU but did not play football in fall							
Career	4/0	1	0	1	0	0	0	0

27 -- RYAN JONES

Running Back • 5-9 • 187 • RS-Freshman
Canton, Mich. (Canton HS)



2012 (FRESHMAN): Redshirted.

HIGH SCHOOL: Played football for coach Tim Baechler at Canton High School... as a junior and senior helped CHS advance to the Michigan State Division I playoffs... as a junior team finished 8th in the state with a 10-1 record... as a senior averaged 7.7 yards per carry and 83 yards per game for 8-3 squad... in track placed 7th in the state championships in the 100m dash.

73 -- EVAN KANZ

Offensive Line • 6-5 • 320 • RS-Freshman
Luxemburg, Wis. (Luxemburg-Casco HS)




2012 (FRESHMAN): Redshirted.

HIGH SCHOOL: Two-way starter for coach Mike Snowberry at Luxemburg-Casco HS... helped team post a 9-2 record advancing to the regional round of the Wisconsin Division 3 playoffs... was a first team All-Bay Conference selection at guard as a senior and junior... rated the No. 3 offensive lineman in Wisconsin and No. 37 overall recruit by WisFootball.net...

36 -- TAYLOR KERR

Kicker • 6-1 • 182 • Junior
Indianapolis, Ind. (Pike HS)



2012 (SOPHOMORE): Appeared in all 12 games with kickoff duties... had 56 kickoffs for the season with an average of 51.4 yards per kick... had 11 touchbacks... took over punting duties for Murray State games with five punts for a 38.8 yards per punt average... had one punt at Illinois State for 51 yards... **2011 (FRESHMAN):** Had one kickoff at the end of the Northwestern game and then took over kickoff duties for the remaining nine games... averaged 56.6 yards per kickoff on 42 kicks... made four total tackles on kickoffs including two solo tackles at Austin Peay.

HIGH SCHOOL: Served as both a kicker and punter at Pike HS where team posted a 9-2 record during his senior year... made 12-of-15 field goals as a senior with a long field goal of 56 yards against Lawrence Central HS... was 39-of-40 on extra point attempts scoring 75 points for the season... averaged 33.8 yards per punt with a long of 48 yards... won the kick off challenge at the Midwest Showcase averaging 69 yards per kick off, his long was 74 yards... named first team All-Conference Indiana as a senior at the kicker and punter positions...

PERSONAL: Son of David and Ellie Kerr.

CAREER STATISTICS FOR KERR...

YEAR	FGM/FGA	KO/AVG	TB	OB	Punts	Avg	TKL
2011	0-0	42/56.6	0	2	0	0	4
2012	0-0	57/51.3	11	5	6	40.8	0
Career	0-0	99/53.6	11	7	6	40.8	4

11 -- BEN KROL

Quarterback • 6-6 • 247 • RS-Sophomore
Woodstock, Ill. (Marian Central Catholic HS)



2012 (RS-FRESHMAN): Played in two games as a back-up quarterback... was 2-of-4 passing for 19 yards at Western Michigan... was 3-of-3 passing for 32 yards against Austin Peay... had a rushing touchdown against APSU... **2011 (FRESHMAN):** Redshirted.

HIGH SCHOOL: Played for coach Ed Brucker passing for 1,875 yards as a senior at Marian Central Catholic HS... had 13 touchdowns as he completed 138-of-245 pass attempts... helped team reach IHSA Class 5A state quarterfinals with an 8-4 record as a senior... as a junior

passed for 1,012 yards and ten touchdowns for an 8-3 team... earned East Suburban Catholic Conference honors.

PERSONAL: Son of Michael and Lory Krol.

CAREER STATISTICS FOR KROL...

YEAR	G/GS	C-A-Int	PCT	YARDS	YDs/G	TDs	LONG
2011							
2012	2/0	5-7-0	71.4	51	25.5	0	15
Career	2/0	5-7-0	71.4	51	25.5	0	15

9 -- JEFF LEPAK

Wide Receiver • 6-6 • 222 • RS-Junior
Belton, Texas (Belton HS/Baylor Univ.)



BAYLOR UNIVERSITY: Attended Baylor University for three seasons... played in one game as a redshirt freshman against Rice, did not have any statistics... did not see action as a sophomore for Baylor team that finished 8-5...

HIGH SCHOOL: Played for coach Rodney Southern at Belton HS... as a senior was the team's top receiver as school posted a 10-2 record losing in the 5A Bi-District playoffs... earned second team All-District 5A-12... as a senior had 28 catches for 409 yards and eight touchdowns, averaged 14.6 yards per catch...

as a junior had 20 catches for 250 yards...



22 -- JIMMY LERA

Running Back • 5-8 • 180 • RS-Junior
Lake Park, Fla. (Palm Beach Gardens HS)



2013 (JUNIOR): Will move back to running back for 2013 season... **2012 (SOPHOMORE):** Moved to wide receiver position from running back during 2012 spring practice... appeared in only two games as a back-up wide receiver seeing action at Illinois State and against Austin Peay... did not have any statistics... **2011 (RS-FRESHMAN):** Appeared in ten games as a running back... started the game at Austin Peay lining up in the slot receiver position... rushed for 187 yards on 45 carries with an average of 4.2 yards per carry... long run of the season was 76

yards at Northwestern, finished game with 78 yards on three carries... had 14 carries for 40 yards at Murray State... had three receptions for 42 yards... **2010 (FRESHMAN):** Redshirted.

HIGH SCHOOL: Played through injury plagued senior season at Palm Beach Gardens HS rushing for 403 yards and a touchdown on just 78 carries for a 5.2 yards per rush average... also caught nine passes for 200 yards and two touchdowns as team finished with a 4-5 record... earned second team All-Palm Beach County Class 6A honors... rushed for 207 yards on 17 carries as a junior.

PERSONAL: Majoring in kinesiology.

CAREER STATISTICS FOR LERA ...

YEAR	G/GS	RUSH	YDS	TD	AVG/c	LNG	REC	YDS
2010	Redshirted at EIU							
2011	11/1	45	187	0	4.2	76	3	42
2012	2/0	0	0	0	0	0	0	0
Career	13/1	45	187	0	4.2	76	3	42

21 -- SHEPARD LITTLE

Running Back • 5-10 • 198 • RS-Sophomore
Schaumburg, Ill. (Schaumburg HS)



2012 (RS-FRESHMAN): Did not play in any games... member of scout team... **2011 (FRESHMAN):** Redshirted.

HIGH SCHOOL: Played for coach Mark Stilling at Schaumburg HS serving as a running back and kick returner... as a senior rushed for 1,912 yards with 24 touchdowns... had 28 pass receptions for 302 yards as he helped guide team to a Mid-Suburban West Conference title... returned two kick offs for touchdown in IHSA Class 7A second round playoff game... rushed for 1,610 yards and 16 touchdowns as a sophomore when team

advanced to IHSA Class 8A quarterfinals... did not play as a junior... All-Conference selection...

PERSONAL: Son of Yvette and Greg Franklin.

75 -- JIMMY LOWERY

Offensive Line • 6-4 • 282 • RS-Freshman
Burr Ridge, Ill. (Lombard Montini HS)




2012 (FRESHMAN): Redshirted.

HIGH SCHOOL: Stand out offensive tackle that played for coach Chris Andriano at three time IHSA Class 5A state champion Lombard Montini HS... honorable mention All-State by IHSFCA... first team All-Suburban Christian Conference...

45 -- ERIC LUHRSEN

Tight End • 6-5 • 242 • RS-Sophomore
Wheaton, Ill. (Wheaton-Warrenville South HS)



2012 (RS-FRESHMAN): Played in 12 games with most of playing time coming on special teams or in short yardage situations... caught two passes for 16 yards... one catch for 12 yards against Austin Peay and one for four yards at Western Michigan... moved to tight end position from offensive line during 2012 spring practice... **2011 (FRESHMAN):** Redshirted.

HIGH SCHOOL: Started at left tackle for Wheaton-Warrenville South HS playing for coach Ron Muhitch... helped team post a 14-0 record as a senior as WWSHS won the IHSA Class 7A

state championship... team was 13-1 during junior season also winning IHSA Class 7A state championship... helped team average 46.9 points per game including accounting for 424.3 yards of total offense each game during senior year... starter on high school boy's volleyball team that was ranked second in the state... All-DuPage Valley selection in volleyball... All-State in volleyball.


PERSONAL: Son of Dane and Mary Beth Luhrsen... sisters Katie and Annie both played volleyball at Illinois... brother John played volleyball at Ohio State.

CAREER STATISTICS FOR LUHRSEN ...

YEAR	G/GS	RCPTs	YDs	YDs/REC	YDs/G	TDs	LONG
2011	Redshirted at EIU						
2012	12/0	2	16	8.0	1.3	0	12
Career	12/0	2	16	8.0	1.3	0	12

12 -- LEQUINCE McCALL

Linebacker • 6-1 • 229 • RS-Senior
San Antonio, Texas (Reagan HS/Baylor Univ.)

**EASTERN ILLINOIS: 2012 (RS-JUNIOR)**

Transferred to EIU in the summer of 2012... Started 11 games at outside linebacker missing UT Martin game with an injury... named to Ohio Valley Conference All-Newcomer team... finished third on team with 82 tackles (43 solo)... four games with double figure tackles including season high 13 at Western Michigan... ten solo tackles (12 total) against Murray State with two pass break-ups and 1.5 tackles for loss... had one sack against Southeast Missouri... had 5.5 tackles for loss... had a blocked kick at Illinois

State... additional double figure tackle games at Illinois State (10) and Eastern Kentucky (11).

BAYLOR: Attended Baylor University for three years playing two seasons of football and redshirting his freshman season in 2009... in 2010 as a redshirt freshman he played in 12 of 13 games with nine appearances at linebacker and three on special teams... had 22 tackles with one sack and one pass break-up... had a season high five tackles including a sack in win at Rice... had three solo tackles and pass break-up in win against Buffalo... as a sophomore played in all 13 games mainly on special teams... had five tackles, one interception and one fumble recovery as he moved from linebacker to nickel back... interception was in win over Iowa State... recovered a fumble in Alamo Bowl win over Washington.

HIGH SCHOOL: Played for head coach David Wetzel at Ronald Reagan HS in San Antonio... led team to District 26-5A championship as a senior in 2008... earned first team All-District 26-5A as a defensive back... made 130 tackles... second team San Antonio Express-News All-Area 5A honors... helped team post an 11-3 record and reach 2007 DI quarterfinals as a junior... made 137 tackles with six interceptions as a junior.


PERSONAL: Son of Anthony and Marlene Smith.

CAREER STATISTICS FOR McCALL ...

YEAR	G/GS	ST	AT	TT	SK	TFL	Brk-Up	INT
2009	Redshirted at Baylor							
2010	12/0	12	10	22	1	1	1	0
2011	13/0	5	0	5	0	0	0	1
2012	11/11	43	39	82	1	5.5	3	0
Career	36/11	60	49	109	2	6.5	4	1
EIU Totals	11/11	43	39	82	1	5.5	3	0

52 -- JAKE McNAIR

Linebacker • 6-1 • 212 • RS-Freshman
Louisville, Ky. (duPont Manual HS)

**2012 (FRESHMAN):** Redshirted.

HIGH SCHOOL: Played for coach Oliver Lucas at duPont Manuel HS in Louisville... finished senior season with 87 tackles, one sack and one interception... helped team post a 9-2 record as a senior advancing to the second round of the Kentucky Class 6A playoffs... helped anchor a defensive unit that ranked sixth in the state in rushing defense...

24 -- ALEX McNULTY

Defensive Back • 5-10 • 189 • RS-Senior
Bolingbrook, Ill. (Bolingbrook HS)



2012 (JUNIOR): Played in all 12 games starting the first six games at safety... finished season with 51 tackles (26 solo)... had season high ten tackle games (4 solo) at Western Michigan... had nine tackles against Murray State... finished with three pass break-ups and one fumble recovery (Murray State)... **2011 (SOPHOMORE):** Played in all 11 games with four starts in the middle of the season at the Rover position... had 43 tackles (31 solo) on the season... his 31 solo tackles were the sixth highest total... was third on the team in tackles for loss with 4.0... season high nine

tackles at Southeast Missouri... had eight tackles (7 solo) in season finale at Southern Illinois... had one sack at Southern Illinois... had one pass break-up at Austin Peay... **2010 (RS-FRESHMAN):** Played in all 11 games as a reserve defensive back and special teams player... made 15 tackles on the season with 11 solo stops... had a season high four tackles against Murray State... had lone pass break-up of the season against Murray State... **2009 (FRESHMAN):** Redshirted.

HIGH SCHOOL: Two year starter at safety for coach John Ivlow at Bolingbrook HS... led Bolingbrook to a 10-1 IHSA Class 8A record including an undefeated regular-season... missed playoff game with a shoulder injury... led team with five interceptions... honorable mention All-State by Champaign News-Gazette.


PERSONAL: Majoring in communication studies... son of Alex and Pashun McNulty..

CAREER STATISTICS FOR McNULTY

YEAR	G/GS	ST	AT	TT	SK	TFL	Brk-Up	INT
2009	Redshirted at EIU							
2010	11/0	11	4	15	0	0	1	0
2011	11/4	31	12	43	1	4	1	0
2012	12/6	26	25	51	0	0	3	0
Career	34/10	68	41	109	1	4	5	0

61 -- CODY MEYER

Kicker • 5-10 • 175 • RS-Junior
Oakland, Ill. (Tri County HS / McKendree College)



EASTERN ILLINOIS: 2012 (RS-SOPHOMORE): Joined football team as a school start in fall of 2012... split time as kickoff specialist with 17 kicks for an average of 55.9 yards... had two touchbacks... season high five kickoffs against Austin Peay...

LAKELAND COLLEGE: Attended Lakeland College in Mattoon, Ill., in spring for 2011 through spring of 2012.

McKENDREE COLLEGE: Redshirted the 2010 season as a member of the football team

HIGH SCHOOL: Played for Tri County Co-op football team earning first team All-Little Okaw Valley honors as a punter & kicker during junior and senior seasons... helped lead team to 6-4 record as a senior... was an All-Area selection in baseball.

CAREER STATISTICS FOR C. MEYER...

YEAR	FGM/FGA	KO/AVG	TB	OB	Punts	Avg	TKL
2010	Redshirted at McKendree College						
2011	Attended Lakeland College, did not play football						
2012	0-0	17/55.9	2	3	0	0	0
Career	0-0	17/55.9	2	3	0	0	0

48 -- RYAN MEYER

Tight End • 6-4 • 214 • RS-Freshman
Evergreen Park, Ill. (Marist HS)



2013 (RS-FRESHMAN): Moved to tight end in fall camp... **2012 (FRESHMAN):** Played in three games ending season with an injury against Illinois State... granted medical redshirt by the NCAA... did not have any statistics.

HIGH SCHOOL: Played for coach Pat Dunne at Chicago's Marist HS... played wide receiver, running back, defensive back and kick returner as a senior... helped school make three straight IHSA Class 8A playoff appearances including advancing to the state championship game as a sophomore... recorded 68 tackles and six

interceptions as a senior... as a wide receiver had 48 catches for 737 yards and six touchdowns... had over 700 return yards serving as the kick off and punt returner with one touchdown... first team All-Suburban Catholic League...

CAREER STATISTICS FOR R. MEYER ...

YEAR	G/GS	ST	AT	TT	SK	TFL	Brk-Up	INT
2012	3/0							

Granted medical redshirt by NCAA

**77 -- DOMINIC PAGLIARA**

Offensive Line • 6-6 • 307 • RS-Senior
Quincy, Ill. (Quincy Notre Dame HS)



2012 (JUNIOR): Started all 12 games at left tackle blocking for the nation's No. 6 ranked total offense... helped offensive unit set school record for total offense (5,651 yards) and touchdown passes (34)... named FCS Academic All-Star... dating back to 2010 season has started 32 straight games... **2011 (SOPHOMORE):** Started all 11 games at left tackle blocking for the nation's No. 27 ranked passing offense... was named to Phil Steele FCS Preview preseason All-OVC second team... **2010 (RS-FRESHMAN):** Played in all 11 games, one of two redshirt freshmen


to play in all 11 contests on a young offensive line... started season opener at Iowa... played as a reserve offensive lineman in the game against Central Arkansas... started the final nine games making seven starts at left tackle and two starts at right tackle... **2009 (FRESHMAN):** Redshirted.

HIGH SCHOOL: Played for coach Bill Connell at Quincy Notre Dame HS... second team All-Area selection at left tackle by the Quincy Herald Whig... helped anchor offensive line for 11-1 Raiders team that advanced to quarterfinals of IHSA Class 4A state playoffs... two-year starter at left tackle... Academic All-State... All-Mid-State Six selection as a senior.

PERSONAL: Majoring in marketing... son of Carol and Tracy Pagliara...

66 -- MATT PARKS

Offensive Line • 6-5 • 316 • RS-Junior
Machesney Park, Ill. (Harlem HS)



2012 (SOPHOMORE): Played in two games at Western Michigan and against Austin Peay... member of scout team... **2011 (RS-FRESHMAN):** Member of EIU scout team... did not see action in any games... **2010 (FRESHMAN):** Redshirted.


HIGH SCHOOL: Was a two-way lineman at Harlem High School for coach Jim Morrow... helped team post back-to-back 8-2 records advancing to the IHSA Class 7A playoffs both seasons... first team All-Northern Illinois Conference 10 at offensive line... team captain.

PERSONAL: Majoring in marketing... son of

Roy and Lori Parks.

26 -- TREY PENDERGRASS

Wide Receiver • 5-6 • 155 • RS-Sophomore
Royal Palm Beach, Fla. (Jupiter Christian HS)



2012 (RS-FRESHMAN): Saw action in nine games opening season as a back-up wide receiver... moved into role as kickoff returner midway through season... finished year with 23 returns for 509 yards to average 22.1 yards per return... had 15 returns in final two games of the year with 167 yards on eight returns at South Dakota State... longest return was 38 yards against Jacksonville State... **2011 (FRESHMAN):** Redshirted.

HIGH SCHOOL: Was named the Palm Beach Post's Small School Offensive Player of the Year

as a running back at Jupiter Christian HS... rushed for 2,147 yards and 28 touchdowns on 203 carries for a 10.5 yards per carry average... named a finalist for Florida's Mr. Football Award... played for the South squad in the Florida Athletic Coaches Association All-Star game... also hauled in 15 passes for 251 yards and six touchdowns... on defense had 42 tackles with four interceptions as team finished 10-2 advancing to the Florida Class 1B regional finals... as a junior had 1,008 yards and 15 touchdowns between rushing and receiving... played for coach Bill Powers.


PERSONAL: Son of Lonnie and Jamesena Pendergrass... brother Brandon played football at Wake Forest.

CAREER STATISTICS FOR PENDERGRASS ...

YEAR	G/GS	Kick-Ret	Yds	TD	Long	Avg
2011						
2012	9/0	23	509	0	38	22.1
Career	9/0	23	509	0	38	22.1

72 -- ALEX PIERCE

Offensive Line • 6-6 • 330 • RS-Senior
Carmel, Ind. (Carmel HS)



2012 (JUNIOR): Started all 12 games at right guard blocking for the nation's No. 6 team in total offense... helped offense set school record in total offense (5,651 yards) and touchdown passes (34)... **2011 (SOPHOMORE):** Started 10 of 11 games at right guard... missed Austin Peay game due to injury... helped block for the No. 27 ranked pass offense in the nation... was named to Phil Steele FCS Preview preseason All-OVC second team... **2010 (RS-FRESHMAN):** Started all 11 games at right guard... was the lone offensive lineman to start all 11 games on


the season... was the only offensive lineman to play the same position all year... was one of two redshirt freshmen in the starting line-up on a young offensive line... **2009 (FRESHMAN):** Redshirted.

HIGH SCHOOL: Played for coach Mo Moriarity at Carmel HS... named to Class 5A Indiana All-State team after starting for first time as a senior in 2008... Indiana Coaches Association Top 50 selection... helped lead team to 13-2 record and state runner-up finish... considered athletic lineman for his size... first team All-Metropolitan Conference in 2008.

PERSONAL: Majoring in kinesiology... son of Steve and Jane Pierce.

63 -- LEON RILEY

Defensive Line • 6-2 • 235 • RS-Sophomore
Rantoul, Ill. (Rantoul HS)




2012 (RS-FRESHMAN): Member of scout team, did not appear in any games... **2011 (FRESHMAN):** Redshirted.

HIGH SCHOOL: Played for coach Shane Carter at Rantoul High School... earned honorable mention All-Cornbelt League as an offensive guard... was a two-way starter for the team.

34 -- BRANDON ROSS

Defensive Back • 5-11 • 177 • RS-Sophomore
St. Louis, Mo. (Lutheran North HS)




2012 (RS-FRESHMAN): Member of scout team... did not play in any games... **2011 (FRESHMAN):** Redshirted.

HIGH SCHOOL: Played at Lutheran North High School in St. Louis Metro area as a defensive back and quarterback... also ran track ranking in the school's career top ten for the 800m.

64 -- JASON SCHUMAN

Offensive Line • 6-7 • 293 • RS-Sophomore
Warrenville, Ill. (Wheaton-Warrenville South HS)




2012 (RS-FRESHMAN): Moved from tight end position to offensive line in 2012 spring practice... played in 11 games with primary action on special teams... **2011 (FRESHMAN):** Redshirted.

HIGH SCHOOL: Played tight end at Wheaton-Warrenville HS but could also move to offensive line spot in college... had 26 receptions and four touchdowns as team went 14-0 to win IHSA Class 7A State Championship... helped team win IHSA Class 7A State Championship during junior season with a 13-1 record... Academic All-State... played for coach Ron Muhitch.

PERSONAL: Son of Jeff and Teri Schuman.

74 -- COLLIN SEIBERT

Offensive Line • 6-4 • 277 • RS-Junior
Oswego, Ill. (Oswego HS)



2012 (SOPHOMORE): Started all 12 games at left guard earning first team All-Ohio Valley Conference honors... blocked for the nation's No. 6 unit in total offense... helped offense set school records in total offense (5,651 yards) and touchdown passes (34)... had one reception on a batted ball for negative seven yards... **2011 (RS-FRESHMAN):** Started the first nine games of the season at right tackle... missed final two games of the season due to injury... member of offensive line that blocked for No. 27 ranked pass offense... **2010 (FRESHMAN):** Redshirted.

HIGH SCHOOL: Played offensive tackle for Oswego HS... ranked as the No. 6 offensive tackle prospect in Illinois... IHSA Football Coaches Association Class 6A All-State... helped team finish with an 8-3 record and IHSA Class 6A playoff appearance... first team All-Southwest Prairie Conference selection... SWPC Player of the Year as a senior.

PERSONAL: Majoring in management... son of Doug and Lisa Seibert...



80 -- NICO SHEPHERD

Wide Receiver • 6-2 • 216 • RS-Freshman
Ft. Lauderdale, Fla. (St. Thomas Aquinas HS/FIU)



FLORIDA INTERNATIONAL: Attended Florida International and redshirted 2012 season...

HIGH SCHOOL: Played at St. Thomas Aquinas HS in Florida helping team win a High School National Championship in 2010... team advanced to the Class 7A State Regional Finals in 2011... South Florida Sun-Sentinel Honorable Mention All-County as a senior... had 18 catches for 373 yards and six touchdowns... selected to play in the TRU Sports Foundation Public vs. Private All-Star game... lettered in track where he was the 2012 state champion in the pole vault

clearing 14'7"...

96 -- CLINTON SIMPKINS

Defensive Line • 6-3 • 226 • RS-Senior
Fredricksburg, Va. (Chancellor HS/Dodge City CC)



EASTERN ILLINOIS: 2012 (JUNIOR): Member of scout team, did not play in any games... **2011 (REDSHIRT SOPHOMORE):** Played in all 11 games as a defensive end... finished season with 23 tackles including 17 solo stops... had three sacks which ranked second on the team... sacks came against Tennessee Tech, Southeast Missouri and Southern Illinois... had five games with three tackles including three solo tackles in final game against SIU.

DODGE CITY JC: Played at Dodge City Junior College in Kansas in fall 2010... had 77 tackles with six sacks and three forced fumbles earning honorable mention All-Kansas Jayhawk Community College Conference... redshirted 2009 season in JC and earned his AA degree this winter so he will have three years of eligibility remaining...

HIGH SCHOOL: Rated No. 89 defensive end in the country coming out of Chancellor HS in Fredricksburg, Va playing for coach Bob Oliver... earned All-State honors as a senior... recorded more than 100 tackles in both his junior and senior seasons... finished high school career with 28 sacks and two defensive touchdowns... recruited by several FBS schools but was a non-qualifier and attended junior college.


PERSONAL: Majoring in sociology... son of Alison Smith...

CAREER STATISTICS FOR SIMPKINS...

YEAR	G/GS	ST	AT	TT	SK	TFL	FF	FR
2011	11/0	17	6	23	3	3	0	0
2012	Member of Scout Team							
Career	11/0	17	6	23	3	3	0	0

3 -- ANTHONY TAYLOR

Wide Receiver • 6-0 • 191 • RS-Freshman
Wheaton, Ill. (Lombard Montini HS)



2012 (FRESHMAN): Redshirted.

HIGH SCHOOL: Played for coach Chris Andriano at three time IHSA Class 5A state champion Lombard Montini HS... was team's third leading receiver as a senior catching 59 passes for 957 yards and eight touchdowns... in state championship game caught seven passes for 113 yards and a touchdown as a senior... first team All-Suburban Christian Conference...

15 -- ANTONIO TAYLOR

Linebacker • 6-2 • 215 • RS-Senior
Maywood, Ill. (Immaculate Conception HS)



2012 (JUNIOR): Played in 11 games as a reserve linebacker... finished season with 28 tackles (16 solo)... had a season high five tackles with one tackle for loss against Southeast Missouri... three TFL for the year... had two fumble returns including one for 15 yards against Southern Illinois... one forced fumble against SEMO...

2011 (SOPHOMORE): Started all 11 games at outside linebacker... was second on the team in total tackles (92) and solo tackles (51)... was second on the team in tackles for loss with 5.0...

ranked 5th in the OVC and 73rd in the NCAA in tackles per game... season high 14 tackles at Northwestern... had 12 tackles (10 solo) at Austin Peay... had double digit tackle games against Eastern Kentucky and at Murray State... had an interception and two pass break-ups against Tennessee State... **2010 (RS-FRESHMAN):** Played in all 11 games as a reserve linebacker and on special teams... finished year with 14 tackles (six solo)... season high three tackles in opener at Iowa... had one fumble recovery returned for 20 yards against Murray State... had one pass break-up at Illinois State... **2009 (FRESHMAN):** Redshirted.

HIGH SCHOOL: Played for coach Bill Schmidt at Immaculate Conception HS in Elmhurst, Ill... 2008 Suburban Catholic League Defensive Player of the Year... IHSFCA Class 2A All-State selection... played linebacker and tight end for 2008 Illinois Class 2A State champions... had six tackles and caught two passes for 58 yards in championship game win... as a tight end had 10 catches for 200 yards as a senior... had 126 tackles with two sacks and two interceptions as a senior... three-time All-Suburban Catholic League... first team All-State by Champaign News Gazette.


PERSONAL: Majoring in communication studies... son of Kendra Taylor.

CAREER STATISTICS FOR TAYLOR...

YEAR	G/GS	ST	AT	TT	SK	TFL	FF	FR
2009	Redshirted at EIU							
2010	11/0	6	8	14	0	0	1	1
2011	11/11	51	41	92	0	5	0	1
2012	11/0	16	12	28	0	3	1	2
Career	33/11	73	61	134	0	8	2	4

79 -- JON VOYTILLA

Defensive Line • 6-3 • 297 • Senior
St. Charles, Ill. (St. Charles East HS)



2012 (JUNIOR): Played in ten games as a reserve defensive lineman and special teams player... had four tackles with a season high two stops against Austin Peay... had tackles at Western Michigan and against Southeast Missouri.. **2011 (SOPHOMORE):** Started all 11 games at defensive tackle... had 13 tackles (7 solo) and 3.0 tackles for loss... season high three tackles including a tackle for loss at Murray State... had a forced fumble at Northwestern... **2010 (FRESHMAN):** Played in ten games as a back-up defensive lineman... had two tackles on

the season... had a tackle for loss against Central Arkansas and an assisted tackle at Illinois State.

HIGH SCHOOL: Played defensive line at St. Charles East HS earning Up-State Eight All-Conference honors... Daily Herald All-Area... helped team make back-to-back IHSA Class 7A playoff appearances while winning conference championship as a senior... made 29 tackles (22 solo) as a senior with four sacks... made 31 tackles (27 solo) with three sacks and four pass break-ups as a junior.


PERSONAL: Majoring in communication studies.

CAREER STATISTICS FOR VOYTILLA...

YEAR	G/GS	ST	AT	TT	SK	TFL	FF	FR
2010	10/0	1	1	2	0	1	0	0
2011	11/11	7	6	13	0	3	1	0
2012	10/0	2	2	4	0	0	0	0
Career	31/11	10	9	19	0	4	1	0

29 -- ELVEN WALKER

Defensive Back • 5-10 • 170 • RS-Freshman
Wheaton, Ill. (Glenbard South HS)



2012 (FRESHMAN): Redshirted.

HIGH SCHOOL: Played for coach Jeremy Cordell at Glenbard South HS... played defensive back and wide receiver for team that advance to IHSA Class 6A state playoffs in football... was also an IHSA Class 2A state track champion in the 300m hurdles... two-time All-DuPage County Spring All-Star.

83 -- SCOTT WEATHERFORD

Punter • 6-1 • 186 • RS-Senior
Terre Haute, Ind. (North HS)



2012 (JUNIOR): Named to the College Football Performance Awards preseason punter watch list... was the punter in 11 games, did not punt against Murray State... had 54 punts for 21,27 yards to average 39.4 yards per punt... had six punts over 50 yards with a long of 55 at South Dakota State... had nine punts downed inside the 20-yard line... **2011 (SOPHOMORE):** Took over the punter duties finishing season with 48 punts and a 37.6 yards per punt average... had a long punt of 62 yards against Tennessee State... had three punts over 50 yards on the season...

pinned 12 punts inside the 20 yard line... **2010 (RS-FRESHMAN):** Appeared in three games serving as the holder on field goals and extra points.. **2009 (FRESHMAN):** Redshirted.

HIGH SCHOOL: Played for coach Chris Barrett at Terre Haute North HS serving as team's punter as well as playing corner and wide receiver... teams' special team's player of the year... second team All-Wabash Valley.

PERSONAL: Majoring in business... son of Sam and Lisa Weatherford... brother Steve Weatherford is a punter in the NFL, most recently with the New York Giants.

CAREER STATISTICS FOR WEATHERFORD...

YEAR	G	PUNTS	YDS	AVG.	LG	I-20	+50
2009	Redshirted at EIU						
2010	3	Appeared on special teams as field goal holder / no stats					
2011	11	48	1805	37.6	62	12	3
2012	12	54	2127	39.4	55	9	6
Career	26	102	3932	38.5	62	21	9






93 -- PAT WERTZ

Defensive Line • 6-4 • 254 • 6th Year
Orland Hills, Ill. (Andrew HS/Illinois State Univ.)

2013 Preseason All-OVC



2013 (6TH YEAR): Granted sixth year of eligibility by NCAA during 2012 season... **2012 (SENIOR):** Started 12 games at defensive end... earned second team All-Ohio Valley Conference honors... finished year with 53 tackles (22 solo)... had 8.5 tackles for loss with a season high 2.5 TFL against Murray State... recorded three sacks with one each against Southern Illinois, Illinois State and South Dakota State... had three forced fumbles with two against Jacksonville State... had a blocked kick against JSU... season high nine tackles (4 solo) against Murray State... **2011**

(JUNIOR): Played in all 11 games as a reserve defensive lineman... had 21 tackles (13 solo) with four tackles for loss... had lone sack of the season at Austin Peay... season high four tackles in back-to-back games at Northwestern and against Tennessee Tech... had an interception returned for 16 yards against Tennessee State... **2010 (SOPHOMORE):** Transferred to EIU in summer of 2010, and sat out the 2010 season due to NCAA transfer rules.

ILLINOIS STATE: Redshirted the 2008 season... played in just two games in 2009 making one tackle for loss.

HIGH SCHOOL: Rated a two-star recruit by Rivals.com for coach Jim Zimmer at Andrew HS... Illinois High School Football Coaches Association (IHSFCA) First-Team Class 8A All-State selection... 2007 Chicago Tribune All-State Special Mention honoree... two-time all-conference and all-area selection... named the 2007 South West Suburban Conference (SWSC) Player of the Year... as a senior, the Thunderbolts won the SWSC title with an 8-3 record... posted five quarterback sacks, 11 tackles for loss and one interception as a senior... as a junior, notched eight tackles for loss, three quarterback sacks and three interceptions, including two that were returned for a touchdown.


PERSONAL: Majoring in kinesiology... son of Katy and Bob Wertz.

CAREER STATISTICS FOR WERTZ...

YEAR	G/GS	ST	AT	TT	SK	TFL	FF	FR
2008 (ISU)	Redshirted at Illinois State							
2009 (ISU)	2/0	1	0	1	0	1	0	0
2010	Sat out season at EIU due to NCAA transfer rules							
2011	11/0	13	8	21	1	4	0	1
2012	12/12	22	31	53	3	8.5	3	1
Career	25/12	36	8	75	4	13.5	3	2
EIU Totals	23/12	35	39	74	4	12.5	3	2

2 -- JOURDAN WICKLIFFE

Defensive Back • 6-1 • 195 • Junior
Columbus, Ohio (St. Charles College Prep)



2012 (SOPHOMORE): Began season as a reserve wide receiver moving to defense prior to the Sept. 22 game versus Murray State... made ten tackles (7 solo) in first defensive game with MSU... finished season with 76 tackles playing in all 12 games with six starts at safety to end the year... had 41 solo tackles... season high 13 tackles against Tennessee Tech and Central Arkansas (9 solo)... had two pass interceptions with one returned 28 yards at TTU... three pass break-ups with two at UT Martin... 75 of 76 tackles came in final nine games... **2011**

(FRESHMAN): Attended Eastern Illinois but did not play football.

HIGH SCHOOL: Versatile athletic player for coach Jeff Pharion at St. Charles College Prep... played tailback, wide receiver, safety while also returning kicks and punts... had 95 tackles and four interceptions on defense... on offense rushed for 600 yards with 300 yards receiving... first team All-Metro by Columbus Post Dispatch as he was the program's first four-year starter...

CAREER STATISTICS FOR WICKLIFFE...

YEAR	G/GS	ST	AT	TT	SK	TFL	Brk-Up	INT
2011	Attended EIU but did not play football							
2012	12/6	41	35	76	0	1.5	5	2
Career	12/6	41	35	76	0	1.5	5	2

62 -- DESHAWN WILBERN

Offensive Line • 6-0 • 278 • RS-Sophomore
Wadsworth, Ill. (Lutheran HS/Wisconsin Lutheran College)




EASTERN ILLINOIS: 2012 (RS-FRESHMAN): Transferred to Eastern Illinois and sat out season due to NCAA transfer rules.

WISCONSIN LUTHERAN: 2011 (FRESHMAN): Played in seven games making six starts at NCAA Division III member Wisconsin Lutheran College... team posted a 6-4 record averaging 28.8 points per game and 386 yards per contest.

HIGH SCHOOL: Played for coach Kirk DeNoyer at Wisconsin Lutheran High School in Milwaukee... honorable mention WFLA All-State as an offensive lineman... named All-Region and All-Area... first team All-Wisconsin Little Ten Conference as a junior and senior... named the 2010 Conference Lineman of the Year... started on WFLA Division 1-3 South All-Star team... helped team win back-to-back conference championships in 2008 and 2009.

20 -- AJ WOODSON

Running Back • 5-8 • 195 • RS-Junior
Pompano Beach, Fla. (Northeast HS)



2012 (SOPHOMORE): Moved to defensive back from running back position in 2012 spring practice and back to running back in the fall... carried the ball seven times for 31 yards appearing in five games... had a season high 17 yards rushing on two carries against Southeast Missouri... **2011 (RS-FRESHMAN):** Played in all 11 games as a running back with starts at Northwestern and against Tennessee Tech... had 14 carries in opener with Illinois State and at Northwestern... season high 52 yards against ISU... scored first career touchdown at Northwestern finishing with

45 yards... served as the kickoff return man at Murray State with six returns for 128 yards... finished season second on the team with 215 yards rushing... **2010 (FRESHMAN):** Redshirted season after moving from defensive back to running back during fall camp.

HIGH SCHOOL: Played safety at Northeast HS for coach Adam Rackavich... full name is Audrey but goes by AJ... ranked in the Top 200 safeties in the nation... two way player who rushed for 439 yards and four touchdowns for Northeast team that advanced to Florida 6A Regional first round... selected to play for the North team in the BCAA All-Star game.


PERSONAL: Majoring in kinesiology... son of Audrey and Diane Woodson.

CAREER STATISTICS FOR WOODSON ...

YEAR	G/GS	RUSH	YDS	TD	AVG/c	LNG	REC	YDS
2010	Redshirted at EIU							
2011	11/3	68	215	1	3.2	11	4	17
2012	5/0	7	31	0	4.4	13	0	0
Career	16/3	75	246	1	3.3	13	4	17

35 -- JOHN WURM

Linebacker • 6-1 • 222 • RS-Junior
Dublin, Ohio (Coffman HS)



2012 (SOPHOMORE): Played in all 12 games as a reserve safety... made 11 tackles (six solo)... had two tackles against Southern Illinois, UT Martin and Jacksonville State... **2011 (RS-FRESHMAN):** Played in eight games as a reserve defensive back... had nine tackles (6 solo)... season high five tackles including a tackle for loss against Eastern Kentucky... **2010 (FRESHMAN):** Redshirted.

HIGH SCHOOL: Played defensive back at Coffman HS for coach Mark Crabtree... helped team win Ohio Capital Conference with a 12-1 record as team's season ended in the regional finals of the Ohio Division I state playoffs... honorable mention All-Central District selection... second team All-Conference selection making 60 tackles with two interceptions as a senior...

PERSONAL: Majoring in kinesiology... son of David Wurm and Tammy Reitter...

CAREER STATISTICS FOR WURM...

YEAR	G/GS	ST	AT	TT	SK	TFL	FF	FR
2010	Redshirted at EIU							
2011	8/0	6	3	9	0	1	0	0
2012	12/0	6	5	11	0	0	0	0
Career	20/0	12	8	20	0	1	0	0



56 -- ADOLPHUS BARNES

Offensive Line • 6-4 • 270 • Junior
St. Petersburg, Fla. (Hillsborough HS/Merced College)




MERCED COLLEGE: Attended Merced College playing two seasons... earned first team All-Golden Gate Conference as a freshman and sophomore... earned All-NorCal Region II honors both seasons... team averaged 212 yards passing during his sophomore season... also competed in track throwing the shot put and discus during outdoor season...

HIGH SCHOOL: Played offensive and defensive tackle at Hillsborough HS... helped team post a 6-4 record as a senior...

19 -- ADDISON BOUNDS

Quarterback • 6-4 • 195 • Freshman
Fairbury, Ill. (Prairie Central HS)




HIGH SCHOOL: Played for coach Brian Hassett at Prairie Central HS... passed for 1,933 yards and 24 touchdowns earning IFCA Class 4A All-State honors as a senior... was 117-of-188 with only eight interceptions... rushed for another 616 yards and 11 touchdowns as the team posted a 7-3 record advancing to the IHSA Class 4A playoffs... as a junior was 105-of-185 with 12 touchdown passes and five interceptions... passed for 1,620 yards while rushing for 742 with 16 touchdowns... team posted a 7-4 record advancing to the IHSA Class 4A second round...

earned first team All-Corn Belt Conference honors as a quarterback and was a second team selection at defensive back... Academic All-State selection.

78 -- KURTIS BRUMMERSTEDT

Offensive Line • 6-7 • 315 • Freshman
Yorkville, Ill. (Yorkville HS)



HIGH SCHOOL: Played for coach Karl Hoinkes at Yorkville HS... earned first team Northern Illinois All-Big 12 East Division honors as a senior... is a big, physical offensive lineman that played in a pro-style offense with heavy emphasis on running the football...

90 -- DAN CHISM


Defensive Line • 6-2 • 260 • Freshman
Warrenville, Ill. (Wheaton-Warrenville South HS)



HIGH SCHOOL: Played for coach Ron Muhitch at Wheaton Warrenville South HS... missed junior season with injury returning as a senior to earn IFCA Class 7A honors as a senior... named Dupage County All-Area team and DuPage Valley Conference top defensive lineman... registered 43 tackles with 3 sacks as the anchor of the defensive line.

87 -- MATT CHRISTENSEN

Wide Receiver • 6-3 • 175 • Freshman
Racine, Wis. (Wilmot Union HS)



HIGH SCHOOL: Played for coach Mike Greinke at Wilmot Union HS... three year starter at wide receiver earning All-Conference honors each season... finished prep career ranked 9th all-time in Wisconsin HS history with 2,349 yards receiving... was 21st on Wisconsin all-time list with 25 touchdown receptions... as a senior hauled in 40 passes for 764 yards with five touchdown receptions... as a senior had 696 yards on punt returns averaging 33 yards per return... was a two-time WFCAAI-State selection as a junior and senior... during junior season had

51 catches for 1,248 yards and 16 touchdowns...

69 -- CODY EDWARDS


Punter • 6-3 • 195 • Freshman
High Ridge, Mo. (Rockwood Summit HS)



HIGH SCHOOL: Played for coach Mike Bellers at Rockwood Summit HS... two-time first team All-State selection at punter as a junior and senior... twice named first team All-South Suburban Conference... earned Academic All-State honors as a senior... team finished the season at 8-4 leading the St. Louis Suburban South Conference in scoring at 37.3 points per game as school advanced to the quarterfinals of the Missouri Class 5 playoffs... ranked 5th as a top college prospect by Kicking.com... averaged 40.4 yards per punt as a senior with 18 punts downed inside the 20-yard line... had a long punt of 62 yards...

16 -- AUSTIN GREEN

Quarterback • 6-3 • 200 • Freshman
Rochester, Ill. (Rochester HS)




HIGH SCHOOL: Played for coach Derek Leonard at Rochester HS... in his lone season as the starting quarterback he led the program to the IHSA Class 4A state championship with a 13-1 record... in the championship game he rushed for 130 yards and a pair of touchdowns while passing for 172 yards and two more scores... passed for 2,794 yards with 23 touchdowns while rushing for 888 yards and 17 touchdowns as a senior... had three games with more than 100 yards rushing... had two 300+ yard passing games with a high of 329 against Chatham-Glenwood... was 205-of-

283 with only seven interceptions... first team All-State as a senior... first team All-Central State Eight... started four games as a junior for state championship team...

54 -- AJ HANTAK


Long Snapper • 6-4 • 200 • Freshman
Fenton, Mo. (Rockwood Summit HS)



HIGH SCHOOL: Played for coach Mike Bellers at Summit HS... played tight end, defensive line and long snapper as a senior... finished the year with three catches for 43 yards... had one fumble recovery on defense... team finished the season at 8-4 leading the St. Louis Suburban South Conference in scoring at 37.3 points per game as school advanced to the quarterfinals of the Missouri Class 5 playoffs... earned Academic All-State... also a member of basketball team...

37 -- MALIK HARRISON

Athlete • 6-1 • 185 • Freshman
Springfield, Ill. (Springfield HS)



HIGH SCHOOL: Played for coach RJ Luke as a senior helping Springfield HS advance to the first round of the IHSA Class 6A state playoffs... two-way starter at defensive back and running back... on defense recorded 51 tackles with 37 solo stops and one pass break-up... on offense rushed for 813 yards with seven touchdowns... best rushing game was 158 yards against Jacksonville HS... as a kick returner averaged 29.1 yards per return... first team All-Central State Eight... All-State in track placing fourth in the 400m at the IHSA Class 3A state championships as a junior

and senior...

67 -- JUSTIN HODGES

Offensive Line • 6-4 • 285 • Freshman
Poplar Grove, Ill. (Belvidere North HS)



HIGH SCHOOL: Three year starter on offensive line playing at Belvidere North HS... earned All-Northern Illinois (NIC-10) Conference honors as a senior...

PERSONAL: Father played football at Morris Brown University in Atlanta.

84 -- KASHMIERE HUGHES

Wide Receiver • 6-5 • 215 • Freshman
Peoria, Ill. (Peoria Manual HS)



HIGH SCHOOL: Played for coach Dan Fauser at Peoria Manual HS... had 13 catches for 219 yards with one touchdown... starter on basketball team where he averaged 20 points per game as a senior being named to the All-Tournament team at the Pontiac Holiday Tournament... qualified for IHSA State Track Championships in the high jump and 200m dash...

40 -- BRIAN JENNINGS


Running Back • 5-10 • 180 • Freshman
Decatur, Ill. (Decatur MacArthur HS)



HIGH SCHOOL: Played at Decatur MacArthur HS... was invited to play in the National Underclassman All-Star game following his senior season... first team All-Big 12 Conference selection as a junior and senior... as a junior rushed for 1,023 yards on 142 carries...

13 -- ANDREW MANLEY

Quarterback • 6-3 • 225 • RS-Junior
Waihawa, Haw. (Leilehua HS/New Mexico State Univ.)



Transferred to Eastern Illinois in the summer of 2013... will have two years of eligibility remaining...

NEW MEXICO STATE: 2012 (REDSHIRT SOPHOMORE): Started in all 12 games for the Aggies passing for 2,764 yards and 18 touchdowns... connected on 53.9 percent of his passes... Averaged 230.3 yards per game passing which ranked fourth in the Western Athletic Conference and 47th in the FBS... had two 300-yard passing games with a career

high 367 yards and three touchdowns against Sacramento State... passed for 309 yards against Idaho with one passing and one rushing touchdown... 2,764 passing yards ranks sixth on NMSU single season passing list... 18 touchdowns ranks seventh on single season list...

2011 (SOPHOMORE): Started the first three games of the season before suffering a season ending injury... led team to first win over a Big Ten opponent with a 28-21 victory against Minnesota... passed for 288 yards and three touchdowns on 20-of-31 passing against the Golden Gophers... had 362 yards and two touchdowns in early season game against Ohio... **2010 (FRESHMAN):** Played in five games as a true freshman making four starts... first action was off the bench as he engineered the Aggies final drive that resulted in a game winning field goal during a 16-14 victory over in-state rival New Mexico... first career start was against Fresno State... finished season with 604 yards on 63-of-121 passing... season high 220 yards against Nevada...

HIGH SCHOOL: Played at Leilehua HS where he was a standout quarterback... named 2009 Gatorade Player of the Year for Hawai'i after passing for 3,143 yards and 35 touchdowns as a senior... as a junior passed for 3,676 yards with 31 touchdowns... a two-time Honolulu Advertiser Offensive Player of the Year... first team All-State selection... as a sophomore named the Honolulu Quarterbacks Club Male Prep Athlete of the Year and the OC16 Impact Player of the Game in the OIA Championship as he led his team to a state title.

CAREER STATISTICS FOR MANLEY ... (New Mexico State)

YEAR	G/GS	C-A-Int	PCT	YARDS	YDs/G	TDs	LONG
2010	5/4	63-121-6	52.1	604	120.8	1	44
2011	3/3	62-109-3	56.9	892	297.3	6	54
2012	12/12	207-384-11	53.9	2764	230.3	18	84
Career	20/17	332-614-20	54.0	4,260	213.0	25	84

76 -- XZAVIER McALLISTER


Offensive Line • 6-5 • 325 • Freshman
Canton, Ohio (Canton McKinney HS)



HIGH SCHOOL: Played for coach Todd Filtz as a senior at Canton McKinley HS... rated the No. 54 prospect in the state of Ohio by BuckeyeGrove.com... earned second team Associated Press Northeast Ohio Inland District football team, Division I as a senior... named first team All-Federal League and first team All-Stark County... was a three-year starter playing offensive guard and offensive tackle... helped team advance to the Ohio State Division I playoffs second round...

51 -- SETH McDONALD

Linebacker • 6-1 • 210 • Freshman
Sandwich, Ill. (Sandwich)



HIGH SCHOOL: Played for coach Dusty Behringer at Sandwich HS... earned IFCA Class 4A All-State honors as a two-way player, running back and linebacker... made 110 tackles (63 solo) as a senior with nine tackles for loss, five sacks and two forced fumbles... as a junior made 104 tackles with 58 solo stops and two sacks... on offense rushed for 1,206 yards as a senior as the team advanced to the IHSA Class 4A state playoffs.

6 -- TRAY MITCHELL

Wide Receiver • 5-11 • 175 • Freshman
Wentzville, Mo. (Holt)



HIGH SCHOOL: Played for coach Ken Moore at Holt HS... was a running back in high school... named to the St. Louis Post-Dispatch Super 30... as a senior was GAC Central Conference Offensive Player of the Year rushing for 1,157 yards with 12 touchdowns... caught five passes for 69 yards... on defense playing defensive back made 31 tackles with four tackles for loss... helped team post a 8-4 record advancing to the Missouri Class 5 playoffs... named to the Missouri Class 5-6 East Central All-District team... as a junior rushed for 862 yards and five touchdowns... had 19 catches for 239 yards and three touchdowns... averaged 20.3 yards on kick returns...

85 -- JOE POWELL

Wide Receiver • 6-0 • 173 • RS-Junior
Dallas, Texas (Skyline HS/Univ. of Oklahoma)



Transferred to Eastern Illinois for fall 2013 practice and will have two years of eligibility remaining...


OKLAHOMA: Was a member of the Sooners football program for three seasons... sat out the 2012 season as a redshirt... played in four games as a back-up slot receiver as a true freshman in 2010... moved to defense in 2011 as a sophomore appearing in five games... made five tackles on the season with a high of two stops against Texas Tech... moved back to wide receiver position playing in the Insight.

com Bowl...

HIGH SCHOOL: Played at Skyline HS in Dallas where we was rated a four-star recruit by Scout.com and three-star recruit by ESPN.com... named all-region... had 40 receptions for 678 yards and nine touchdowns as a senior... had 42 catches for 635 yards and eight touchdowns during junior campaign... on defense had 33 tackles with 13 pass break-ups and one interception... rated No. 14 as an athlete by Tom Lemming's MaxPreps... rated No. 32 player overall in Texas as a senior.

71 -- MAX SIDNEY

Offensive Line • 6-7 • 290 • Freshman
Chesterfield, Mo. (Marquette HS)



HIGH SCHOOL: Played for coach Ryan Thornhill at Marquette HS helping team post a 6-5 record as a senior... played offensive tackle and defensive end during his senior season... powerful, quick lineman that also was a member of the basketball team...

41 -- VINCE SPELLER

Safety • 6-1 • 195 • Freshman
Chicago, Ill. (Chicago Mount Carmel HS)



HIGH SCHOOL: Played for coach Frank Lenti at Chicago Mount Carmel HS helping team win IHSA Class 8A state championship with a 13-1 record as a senior... played defensive back and wide receiver... had three tackles with one interception in state championship game versus Glenbard North HS... on the season had 13 catches for 218 yards and two touchdowns... recorded 42 tackles with eight tackles for loss... first team All-Chicago Catholic League as a defensive back.

95 -- LAQUESSE TAYLOR

Defensive Tackle • 6-2 • 305 • Junior
Fresno, Calif. (Edison HS/College of the Sequoias)



COLLEGE OF THE SEQUOIAS: Attended College of the Sequoias playing two seasons... played eight games as a sophomore making 22 tackles with six tackles for loss and two sacks... as a freshman played in seven games with 17 tackles... added 3.5 tackles for loss and 1.5 sacks...

HIGH SCHOOL: Played at Edison HS appearing in the City vs. County All-Star game as a senior... stand out track shot putter who competed in the AAU Junior Olympic Games...

99 -- MARQUES WHITE

Defensive Tackle • 6-3 • 300 • RS-Junior
Folsom, Calif. (Vista Del Lago HS/Saddleback College)



SADDLEBACK COLLEGE: Attended Saddleback College for one season earning first team All-Southern Conference honors... ranked fifth on the team with 45 tackles... had three sacks, four tackles for loss and one interception...

SACRAMENTO STATE: Attended Sacramento State for two seasons... redshirted the 2010 season... played in 10 games making 11 tackles with one sack as a redshirt freshman in 2011... had a season high of three tackles against both Southern Utah and Portland State...

HIGH SCHOOL: Played at Vista Del Lago HS... played both defensive end and tight end... had 44 tackles with four sacks as a senior... had 40 tackles with four sacks as a junior... caught 28 passes for 473 yards and three touchdowns in two seasons.

CAREER STATISTICS FOR WHITE... Sacramento State

YEAR	G/GS	ST	AT	TT	SK	TFL	FF	FR
2010	Redshirted at Sacramento State							
2011	10/0	4	7	11	1	1	0	0



2012 FINAL STATISTICS

35

EASTERN ILLINOIS PANTHERS

RECORD:	OVERALL	HOME	AWAY
ALL GAMES.....	(7-5-0)	(5-0-0)	(2-5-0)
CONFERENCE.....	(6-1-0)	(4-0-0)	(2-1-0)
NON-CONFERENCE.....	(1-4-0)	(1-0-0)	(0-4-0)

DATE	OPPONENT	W/L	SCORE	ATTEND
Aug 30, 2012	SOUTHERN ILLINOIS	W	49-28	8275
Sep 15, 2012	at Western Michigan	L	21-52	22536
Sep 15, 2012	at #15 Illinois State	L 2OT	51-54	7700
*Sep 22, 2012	MURRAY STATE	W OT	50-49	5319
*Sep 29, 2012	AUSTIN PEAY	W	65-15	9154
*Oct 06, 2012	at UT Martin	L	37-51	5456
*Oct 13, 2012	JACKSONVILLE STATE	W	31-28	7358
*Oct 27, 2012	at #18 Eastern Kentucky	W	24-7	4400
*Nov 03, 2012	at Tennessee Tech	W	31-24	8968
*Nov 10, 2012	SOUTHEAST MISSOURI	W	39-20	5575
Nov 17, 2012	at #10 Central Arkansas	L	30-48	6754
+Nov 24, 2012	at #19 South Dakota State	L	10-58	4367

* OHIO VALLEY CONFERENCE GAMES
+ FCS PLAYOFFS FIRST ROUND (BROOKINGS, SOUTH DAKOTA)

SCORE BY QUARTERS	1st	2nd	3rd	4th	OT	Total
Eastern Illinois....	99	109	107	105	18	- 438
Opponents.....	99	159	77	79	20	- 434

ATTENDANCE.....	35681	60181
Games/Avg Per Game.....	5/7136	7/8597
Neutral Site Games.....		0/0

TEAM STATISTICS	EIU	OPP
SCORING.....	438	434
Points Per Game.....	36.5	36.2
FIRST DOWNS.....	304	296
Rushing.....	88	114
Passing.....	186	154
Penalty.....	30	28
RUSHING YARDAGE.....	1632	2043
Yards gained rushing.....	1910	2425
Yards lost rushing.....	278	382
Rushing Attempts.....	457	539
Average Per Rush.....	3.6	3.8
Average Per Game.....	136.0	170.2
TDs Rushing.....	23	28
PASSING YARDAGE.....	4019	3178
Comp-Att-Int.....	341-554-15	316-509-9
Average Per Pass.....	7.3	6.2
Average Per Catch.....	11.8	10.1
Average Per Game.....	334.9	264.8
TDs Passing.....	34	26
TOTAL OFFENSE.....	5651	5221
Total Plays.....	1011	1048
Average Per Play.....	5.6	5.0
Average Per Game.....	470.9	435.1
KICK RETURNS: #-AVERAGE.....	55-19.3	46-18.1
PUNT RETURNS: #-AVERAGE.....	17-4.4	32-11.5
INT RETURNS: #-AVERAGE.....	9-21.8	15-7.7
FUMBLES-LOST.....	30-15	28-16
PENALTIES-Yards.....	104-861	104-817
Average Per Game.....	71.8	68.1
PUNTS-Average Per Punt.....	69-37.4	58-40.8
KICKOFFS-Average Per Kick.....	74-52.3	78-58.2
TIME OF POSSESSION/Game.....	23:56	36:00
3RD-DOWN Conversions.....	84/205	92/218
3rd-Down Pct.....	41%	42%
4TH-DOWN Conversions.....	10/24	16/30
4th-Down Pct.....	42%	53%
SACKS BY-Yards.....	25-163	29-179
MISC YARDS.....	39	0
TOUCHDOWNS SCORED.....	58	56
FIELD GOALS-ATTEMPTS.....	12-13	14-22
ON-SIDE KICKS.....	0-2	0-1
RED-ZONE SCORES.....	(45-56) 80%	(60-74) 81%
RED-ZONE TOUCHDOWNS.....	(39-56) 70%	(46-74) 62%
PAT-ATTEMPTS.....	(48-52) 92%	(52-53) 98%

2012 STARTING LINEUPS

PANTHER OFFENSE (returners in bold)

OPPONENT	O-WR	I-WR	LT	LG	C	RG	RT	I-WR	O-WR	QB	RB
Southern Illinois	Watkins	Hendricks	Pagliara	Seibert	Kapellas	Pierce	Kelly	Lora	Wright	Garoppolo	Walker
Western Mich.	Watkins	Hendricks	Pagliara	Seibert	Kapellas	Pierce	Kelly	Lora	Wright	Garoppolo	Walker
Illinois State	Watkins	Hendricks	Pagliara	Seibert	Kapellas	Pierce	Kelly	Lora	Wright	Garoppolo	Walker
Murray State	Watkins	Wise	Pagliara	Seibert	Kapellas	Pierce	Kelly	Lora	Wright	Garoppolo	Walker
Austin Peay	Watkins	Wise	Pagliara	Seibert	Kapellas	Pierce	Kelly	Lora	Wright	Garoppolo	Walker
UT Martin	Watkins	Wise	Pagliara	Seibert	Kapellas	Pierce	Kelly	Lora	Wright	Garoppolo	Walker
Jacksonville St.	Watkins	Wise	Pagliara	Seibert	Kapellas	Pierce	Kelly	Lora	Wright	Garoppolo	Walker
Eastern Ky.	Watkins	Wise	Pagliara	Seibert	Kapellas	Pierce	Kelly	Lora	Wright	Garoppolo	Walker
Tenn. Tech	Watkins	Hendricks	Pagliara	Seibert	Kapellas	Pierce	Kelly	Lora	Wright	Garoppolo	Walker
SE Missouri	Watkins	Hendricks	Pagliara	Seibert	Kapellas	Pierce	Kelly	Lora	Wright	Garoppolo	Walker
Central Ark.	Watkins	Hendricks	Pagliara	Seibert	Kapellas	Pierce	Kelly	Lora	Wright	Garoppolo	Walker
S. Dakota St.	Watkins	Hendricks	Pagliara	Seibert	Kapellas	Pierce	Kelly	Lora	Wright	Garoppolo	Walker

PANTHER DEFENSE (returners in bold)

OPPONENT	DE	DT	DT	DE	SAM	MLB	WILL	CB	ROVER	FS	CB
Southern Illinois	Wertz	Mahan	Holliday	Dowdell	McCall	Haynes	Gristick	Bland	McNulty	Beard	Houlihan
Western Mich.	Wertz	Mahan	Holliday	Dowdell	McCall	Haynes	Gristick	Bland	McNulty	Beard	Houlihan
Illinois State	Wertz	Mahan	Holliday	Dowdell	McCall	Haynes	Gristick	Bland	McNulty	Beard	Crawford
Murray State	Wertz	Mahan	Holliday	Dowdell	McCall	Haynes	Gristick	Bland	McNulty	Beard	Houlihan
Austin Peay	Wertz	Mahan	Holliday	Dowdell	McCall	Haynes	Gristick	Bland	McNulty	Beard	Houlihan
UT Martin	Wertz	Mahan	Holliday	Dowdell	Grugier-Hill	Haynes	Gristick	Bland	McNulty	Beard	Houlihan
Jacksonville St	Wertz	Mahan	Holliday	Dowdell	McCall	Haynes	Gristick	Goodman	Wickliffe	Beard	Houlihan
Eastern Ky.	Wertz	Mahan	Holliday	Dowdell	McCall	Haynes	Gristick	Crawford	Wickliffe	Beard	Houlihan
Tenn. Tech	Wertz	Mahan	Holliday	Dowdell	McCall	Haynes	Gristick	Crawford	Wickliffe	Beard	Houlihan
SE Missouri	Wertz	Mahan	Holliday	Dowdell	McCall	Haynes	Gristick	Crawford	Wickliffe	Beard	Houlihan
Central Ark.	Wertz	Mahan	Holliday	Dowdell	McCall	Helms	Gristick	Crawford	Wickliffe	Beard	Houlihan
S. Dakota St.	Wertz	Mahan	Holliday	Dowdell	McCall	Haynes	Gristick	Crawford	Wickliffe	Beard	Houlihan

RUSHING	GP	Att	Gain	Loss	Net	Avg	TD	Long	Avg/G
WALKER, Jake	12	232	1153	20	1133	4.9	12	43	94.4
DUNCAN, Taylor	12	117	481	15	466	4.0	8	28	38.8
WOODSON, AJ	5	7	31	0	31	4.4	0	13	6.2
LORA, Erik	12	1	14	0	14	14.0	0	14	1.2
WATKINS, Chavar	12	1	2	0	2	2.0	0	2	0.2
HENDRICKS, Sam	8	1	2	0	2	2.0	0	2	0.2
WRIGHT, Chris	12	1	2	0	2	2.0	0	2	0.2
GAROPPOLO, Jimmy	12	83	221	221	0	0.0	2	14	0.0
KROL, Ben	2	5	4	6	-2	-0.4	1	2	-1.0
WEATHERFORD, Scott	12	1	0	3	-3	-3.0	0	0	-0.2
TEAM	8	7	0	5	-5	-0.7	0	0	-0.6
GOBER, Keiondre	9	1	0	8	-8	-8.0	0	0	-0.9
Total.....	12	457	1910	278	1632	3.6	23	43	136.0
Opponents.....	12	539	2425	382	2043	3.8	28	68	170.2

PASSING	GP	Effic	Cmp-Att-Int	Pct	Yds	TD	Lng	Avg/G
GAROPPOLO, Jimmy	12	134.15	331-540-15	61.3	3823	31	74	318.6
KROL, Ben	2	132.63	5-7-0	71.4	51	0	15	25.5
WRIGHT, Chris	12	246.93	1-3-0	33.3	37	1	37	3.1
LORA, Erik	12	466.60	2-2-0	100.0	48	1	24	4.0
HENDRICKS, Sam	8	517.00	2-2-0	100.0	60	1	40	7.5
Total.....	12	137.33	341-554-15	61.6	4019	34	74	334.9
Opponents.....	12	127.85	316-509-9	62.1	3178	26	74	264.8

RECEIVING	GP	No.	Yds	Avg	TD	Long	Avg/G
LORA, Erik	12	136	1664	12.2	12	50	138.7
WRIGHT, Chris	12	53	888	16.8	11	74	74.0
WATKINS, Chavar	12	49	537	11.0	4	61	44.8
HENDRICKS, Sam	8	37	306	8.3	2	36	38.2
WISE, Von	12	19	168	8.8	1	26	14.0
WALKER, Jake	12	18	120	6.7	1	15	10.0
GOBER, Keiondre	9	9	194	21.6	3	66	21.6
DUNCAN, Taylor	12	7	26	3.7	0	13	2.2
DRAKE, Adam	12	5	41	8.2	0	20	3.4
MINNE, Leo	10	4	52	13.0	0	18	5.2
LUHRSEN, Eric	12	2	16	8.0	0	12	1.3
RYKARD, Jeremy	8	1	14	14.0	0	14	1.8
SEIBERT, Collin	12	1	-7	-7.0	0	0	-0.6
Total.....	12	341	4019	11.8	34	74	334.9
Opponents.....	12	316	3178	10.1	26	74	264.8

TOTAL OFFENSE	G	Plays	Rush	Pass	Total	Avg/G
GAROPPOLO, Jimmy	12	623	0	3823	3823	318.6
WALKER, Jake	12	232	1133	0	1133	94.4
DUNCAN, Taylor	12	117	466	0	466	38.8
HENDRICKS, Sam	8	3	2	60	62	7.8
LORA, Erik	12	3	14	48	62	5.2
KROL, Ben	2	12	-2	51	49	24.5
WRIGHT, Chris	12	4	2	37	39	3.2
WOODSON, AJ	5	7	31	0	31	6.2
WATKINS, Chavar	12	1	2	0	2	0.2
WEATHERFORD, Scott	12	1	-3	0	-3	-0.2
TEAM	8	7	-5	0	-5	-0.6
GOBER, Keiondre	9	1	-8	0	-8	-0.9
Total.....	12	1011	1632	4019	5651	470.9
Opponents.....	12	1048	2043	3178	5221	435.1

FIELD GOALS	FGM-FGA	Pct	01-19	20-29	30-39	40-49	50-99	Lg	Blk
BERRA, Cameron	12-13	92.3	2-2	4-5	1-1	5-5	0-0	44	0

PUNTING	No.	Yds	Avg	Long	TB	FC	I20	Blkd
WEATHERFORD, Scott	54	2127	39.4	55	2	12	9	2
GAROPPOLO, Jimmy	7	211	30.1	38	1	0	5	0
KERR, Taylor	6	245	40.8	51	1	1	1	0
TEAM	2	0	0.0	0	0	0	0	0
Total.....	69	2583	37.4	55	4	13	15	2
Opponents.....	58	2364	40.8	65	2	19	22	0

KICKOFFS	No.	Yds	Avg	TB	OB	Retn	Net	YdLn
KERR, Taylor	56	2877	51.4	11	5			
MEYER, Cody	17	950	55.9	2	3			
BLAND, DJ	1	45	45.0	0	0			
Total.....	74	3872	52.3	13	8	831	36.7	28
Opponents.....	78	4541	58.2	21	1	1062	37.9	27

SCORING	TD	FGs	Kick	Rush	Rcv	Pass	DXP	Saf	Points
BERRA, Cameron	0	12-13	48-52	0-1	0	0-0	0	0	84
WALKER, Jake	13	0-0	0-0	0-0	0	0-0	0	0	78
LORA, Erik	12	0-0	0-0	0-0	1	1-1	0	0	74
WRIGHT, Chris	11	0-0	0-0	0-0	1	0-0	0	0	68
DUNCAN, Taylor	8	0-0	0-0	0-0	0	0-0	0	0	48
WATKINS, Chavar	4	0-0	0-0	0-0	0	0-0	0	0	24
GOBER, Keiondre	3	0-0	0-0	0-0	0	0-0	0	0	18
GAROPPOLO, Jimmy	2	0-0	0-0	0-0	0	2-4	0	0	12
HENDRICKS, Sam	2	0-0	0-0	0-0	0	0-0	0	0	12
WISE, Von	1	0-0	0-0	0-0	1	0-0	0	0	8
KROL, Ben	1	0-0	0-0	0-0	0	0-0	0	0	6
CRAWFORD, Tavares	1	0-0	0-0	0-0	0	0-0	0	0	6
Total.....	58	12-13	48-52	0-1	3	3-5	0	0	438
Opponents.....	56	14-22	52-53	0-1	1	1-1	1	0	434

ALL PURPOSE	G	Rush	Rec	PR	KOR	IR	Tot	Avg/G
LORA, Erik	12	14	1664	74	0	0	1752	146.0
WALKER, Jake	12	1133	120	0	0	0	1253	104.4
WRIGHT, Chris	12	2	888	0	0	0	890	74.2
WATKINS, Chavar	12	2	537	0	0	0	539	44.9
PENDERGRASS, Trey	9	0	0	0	509	0	509	56.6
DUNCAN, Taylor	12	466	26	0	0	0	492	41.0
CRAWFORD, Tavares	11	0	0	0	393	70	463	42.1
HENDRICKS, Sam	8	2	306	0	0	0	308	38.5
GOBER, Keiondre	9	-8	194	0	55	0	241	26.8
WISE, Von	12	0	168	0	0	0	168	14.0
HOULIHAN, Pete	11	0	0	0	75	17	92	8.4
MINNE, Leo	10	0	52	0	0	0	52	5.2
DRAKE, Adam	12	0	41	0	0	0	41	3.4
HAYNES, Robert	11	0	0	0	0	34	34	3.1
WOODSON, AJ	5	31	0	0	0	0	31	6.2
GRUGIER-HILL, Kamu	12	0	0	0	0	31	31	2.6
WICKLIFFE, Jourdan	12	0	0	0	0	28	28	2.3
RYKARD, Jeremy	8	0	14	0	12	0	26	3.2
BLAND, DJ	12	0	0	0	0	16	16	1.3
LUHRSEN, Eric	12	0	16	0	0	0	16	1.3
GUNTER, Mike	10	0	0	0	10	0	10	1.0
BRINSON, Devin	7	0	0	0	4	0	4	0.6
TAYLOR, Antonio	11	0	0	0	4	0	4	0.4
KROL, Ben	2	-2	0	0	0	0	-2	-1.0
WEATHERFORD, Scott	12	-3	0	0	0	0	-3	-0.2
TEAM	8	-5	0	0	0	0	-5	-0.6
SEIBERT, Collin	12	0	-7	0	0	0	-7	-0.6
Total.....	12	1632	4019	74	1062	196	6983	581.9
Opponents.....	12	2043	3178	367	831	115	6534	544.5

PUNT RETURNS	No.	Yds	Avg	TD	Long
LORA, Erik	16	74	4.6	0	14
HOULIHAN, Pete	1	0	0.0	0	0
Total.....	17	74	4.4	0	14
Opponents.....	32	367	11.5	0	49

KICK RETURNS	No.	Yds	Avg	TD	Long
PENDERGRASS, Trey	23	509	22.1	0	38
CRAWFORD, Tavares	19	393	20.7	0	41
HOULIHAN, Pete	4	75	18.8	0	25
GOBER, Keiondre	3	55	18.3	0	35
GUNTER, Mike	2	10	5.0	0	8
TAYLOR, Antonio	1	4	4.0	0	4
BRINSON, Devin	1	4	4.0	0	4
RYKARD, Jeremy	1	12	12.0	0	12
CAMPAGNA, Joe	1	0	0.0	0	0
Total.....	55	1062	19.3	0	41
Opponents.....	46	831	18.1	1	93

FUMBLE RETURNS	No.	Yds	Avg	TD	Long
TAYLOR, Antonio	1	15	15.0	0	15
DOWDELL, Artavious	1	6	6.0	0	6
Total.....	2	21	10.5	0	15
Opponents.....	1	45	45.0	0	45

INTERCEPTIONS	No.	Yds	Avg	TD	Long
HAYNES, Robert	2	34	17.0	0	30
CRAWFORD, Tavares	2	70	35.0	1	39
WICKLIFFE, Jourdan	2	28	14.0	0	28
BLAND, DJ	1	16	16.0	0	16
GRUGIER-HILL, Kamu	1	31	31.0	0	31
HOULIHAN, Pete	1	17	17.0	0	20
Total.....	9	196	21.8	1	39
Opponents.....	15	115	7.7	1	30



DEFENSIVE LEADERS	-----Tackles-----					-Sacks-		---Pass Def---			-Fumbles-		Blkd		
	GP	Solo	Ast	Total	TFL/Yds	No-Yds	Int-Yds	BrUp	QBH	Rcv-Yds	FF	Kick	Saf		
49 HAYNES, Robert	11	51	50	101	6.5-26	2.0-18	2-34	3	2	1-0	2
28 BEARD, Nick	12	62	23	85	3.0-11	1.0-8	.	9	.	1-0	1
12 McCALL, LeQuince	11	44	38	82	5.5-20	1.0-7	.	3	2	1-0	1	1	.	.	.
31 HOULIHAN, Pete	11	51	27	78	5.0-16	0.5-4	1-17	5	1	.	2
40 WICKLIFFE, Jourdan	12	41	34	75	1.5-4	.	2-28	3	.	1-0	1
90 HOLLIDAY, Roosevelt	12	19	39	58	8.5-30	1.0-9	.	3	1	1-0	2
32 DOWDELL, Artavious	12	31	27	58	13.5-57	7.5-41	.	4	8	1-6	3
93 WERTZ, Pat	12	23	30	53	8.5-40	3.0-25	.	2	4	1-0	3	1	.	.	.
24 McNULTY, Alex	12	28	23	51	.	.	.	3	.	1-0
53 MAHAN, Greg	12	25	26	51	10.0-34	5.0-27	.	.	5	.	1
50 GRISTICK, Adam	12	22	20	42	1.5-1	.	.	3
42 HELMS, Alex	12	25	13	38	1.0-2	.	.	.	1	1-0
56 WILLIAMS, Jerone	12	15	23	38	4.5-12	2.0-5	.	.	1	.	1
38 BLAND, DJ	12	28	9	37	.	.	1-16	7	1	1-0
30 CRAWFORD, Tavares	11	22	9	31	1.0-1	.	2-70	3	.	1-0
15 TAYLOR, Antonio	11	17	11	28	3.0-14	.	.	.	2	2-15	1
59 GRUGIER-HILL, Kamu	12	15	12	27	1.0-2	.	1-31	3	1	.	1
46 GOODMAN, Anthony	11	13	8	21	1.0-5	.	.	1	.	1-0	1
98 DELPHONSE, Fedney	12	6	10	16	2.0-3	1
97 FANTI, Dino	12	5	10	15	3.0-9	.	.	1
44 AMILCAR, Judes	6	6	6	12	1.5-16	1.0-15	.	1	1	1-0
35 WURM, John	12	6	5	11
94 GRANGER, Timotheus	12	3	7	10	1.5-4	1.0-4	.	1	.	1-0
54 MAYNARD, Perry	10	3	3	6
79 VOYTILLA, Jon	10	2	2	4
92 PAULSEN, Tyler	12	4	.	4	.	.	.	1
55 CAMPAGNA, Joe	12	2	1	3	1.0-1
91 FOLTYS, Niko	6	1	2	3
TM TEAM	8	3	.	3	1.0-4	1
8 LORA, Erik	12	3	.	3
83 WEATHERFORD, Scott	12	1	1	2
84 HENDRICKS, Sam	8	2	.	2
86 BONHAM, Rex	10	2	.	2
27 BRINSON, Devin	7	.	2	2
10 GAROPPOLO, Jimmy	12	1	.	1
77 PAGLIARA, Dominic	12	1	.	1
78 REAB, Mitch	8	1	.	1
48 MEYER, Ryan	5	1	.	1
39 GUNTER, Mike	10	1	.	1
9 WATKINS, Chavar	12	1	.	1
45 LUHRSEN, Eric	12	1	.	1
51 BAKER, Adam	12	1	.	1
14 DUNCAN, Taylor	12	1	.	1
62 KELLY, Shane	12	1	.	1
Total.....	12	591	471	1062	85-312	25-163	9-196	56	30	16-21	22	2	.	.	.
Opponents.....	12	534	494	1028	67-271	29-179	15-115	59	36	15-45	17	4	.	.	.

**GAME 1 - August 30, 2012**

Southern Illinois..... 28
Eastern Illinois 49

Charleston, Ill.
O'Brien Field (A: 8,275)
New ERA Game

Scoring	1	2	3	4	Final
Southern Illinois.....	7	14	7	0	28
Eastern Illinois	7	21	21	0	49

FIRST QUARTER

EIU - Watkins 40 pass from Hendricks (Berra kick) (9:32)
SIU - McCall 6 run (Johnson kick) (3:35)

SECOND QUARTER

EIU - Lora 2 pass from Garoppolo (Berra kick) (11:50)
SIU - McCall 74 pass from Faulkner (Johnson kick) (8:11)
EIU - Walker 14 pass from Garoppolo (Berra kick) (6:26)
EIU - Wright 50 pass from Garoppolo (Berra kick) (2:30)
SIU - Pruitt 3 pass from Faulkner (Johnson kick) (0:17)

THIRD QUARTER

SIU - McCall 6 run (Johnson kick) (11:39)
EIU - Lora 11 pass from Garoppolo (Berra kick) (9:22)
EIU - Wright 24 pass from Lora (Berra kick) (4:32)
EIU - Hendricks 31 pass from Garoppolo (Berra kick) (1:58)

TEAM STATSEIU SIU

First Downs.....	22	24
Rushes-Yards.....	41-89	36-77
Passing-Yards.....	433	304
Comp-Att-Int.....	34-51-0	33-60-2
Total Offense.....	522	381
Fumbles-Lost.....	6-4	5-4
Penalties-Yards.....	15-127	8-63
Int Returns-Yards-TD.....	2-33-0	0-0-0
Time of Possession.....	28:11	31:49
Sacks-Yards.....	3-22	4-21

LEADERS**RUSHING (No-Yds-TD)**

EIU - Walker (21-56-0), Duncan (11-36-0)
SIU - McCall (11-56-2), Strother (12-43-0)

PASSING (Att-Cmp-Int-Yds-TD)

EIU - Garoppolo (49-32-0-369-5)
SIU - Faulker (58-31-2-293-2), Hill (2-2-0-11-0)

RECEIVING (No-Yds-TD)

EIU - Lora (13-151-2), Watkins (5-71-1), Hendricks (4-95-1)
SIU - McKinney (8-53-0), Lewis (7-61-0)

DEFENSE (Tackles - Solo, Assist, TFL)

EIU - Haynes (6-3-1), Beard (6-2-0), Houlihan (5-1-1)
SIU - Presume (6-4-1), DiManche (6-0-2)

RECAP

Eastern Illinois set a school record with seven team touchdown passes as the Panthers opened the New ERA of Panther football with a 49-28 win over Southern Illinois. Jimmy Garoppolo passed for 369 yards and five touchdowns as EIU racked up 522 yards of total offense. Erik Lora, who missed the 2011 season with an injury, returned to lead the way with 13 catches for 151 yards and two touchdowns. Lora added a touchdown pass as he was one of two EIU wide receivers to throw touchdowns. Sam Hendricks was the other hitting Chavar Watkins for the first score of the game on a 40-yard connection. Four EIU receivers finished with 70 or more yards receiving. The Panthers defense forced six turnovers, the highest total since the 2005 season as they slowed down SIU's offense in the second half. Robert Haynes led the defense with nine tackles including two forced fumbles and a sack.

**GAME 2 - Sept. 8, 2012**

Eastern Illinois 21
Western Michigan 52

Kalamazoo, Mich.
Waldo Stadium (A: 22,536)

Scoring	1	2	3	4	Final
Eastern Illinois	14	0	0	7	21
Western Michigan	14	28	3	7	52

FIRST QUARTER

WMU - Braverman 9 run (Haldeman kick) (11:44)
EIU - Walker 17 run (Berra kick) (10:31)
WMU - Cutler 2 pass from Carder (Haldeman kick) (7:58)
EIU - Wright 18 pass from Garoppolo (Berra kick) (1:34)

SECOND QUARTER

WMU - Hammond 1 pass from Carder (Haldeman kick) (9:25)
WMU - Hammond 2 pass from Carder (Haldeman kick) (5:16)
WMU - Wilson 13 pass from Carder (Haldeman kick) (3:36)
WMU - Wilson 16 pass from Carder (Haldeman kick) (0:58)

THIRD QUARTER

WMU - Haldeman 37 field goal (0:49)

FOURTH QUARTER

EIU - Duncan 6 run (Berra kick) (13:38)
WMU - Scriven 1 run (Haldeman kick) (7:38)

TEAM STATSEIU WMU

First Downs.....	16	31
Rushes-Yards.....	33-100	47-229
Passing-Yards.....	244	402
Comp-Att-Int.....	17-36-2	33-46-1
Total Offense.....	344	631
Fumbles-Lost.....	1-0	3-3
Penalties-Yards.....	4-30	6-29
Int Returns-Yards-TD.....	1-4-0	2-3-0
Time of Possession.....	21:14	38:46
Sacks-Yards.....	1-1	4-23

LEADERS**RUSHING (No-Yds-TD)**

EIU - Walker (11-69-1), Duncan (10-44-1)
WMU - Fields (14-66-0), Drake (8-58-0)

PASSING (Att-Cmp-Int-Yds-TD)

EIU - Garoppolo (32-15-2-225-1), Krol (4-2-0-19-0)
WMU - Carder (40-29-1-364-5)

RECEIVING (No-Yds-TD)

EIU - Lora (5-115-0), Wright (4-38-1), Wise (2-41-0)
WMU - Wilson (11-154-2), Hammond (6-94-2)

DEFENSE (Tackles - Solo, Assist, TFL)

EIU - Beard (9-4-0), McCall (4-9-0), McNulty (4-6-0)
WMU - Currie (3-5-0), Bishop (3-4-1.5)

RECAP

Western Michigan scored four unanswered touchdowns in the second quarter to pull away during a 52-21 win over Eastern Illinois. The Panthers were able to stay in the game in the opening quarter as Jake Walker scored on a 17-yard run and Jimmy Garoppolo hit Chris Wright for a 18-yard pass. Erik Lora hauled in five passes for 115 yards all in the first quarter and early portion of the second quarter. Freshman Jaime Wilson set up the Broncos in the second quarter with good field position on a couple of punt returns and hauled in two late touchdown passes. The Panthers defense was led by Nick Beard and LeQuince McCall with 13 tackles each.

**GAME 3 - Sept. 15, 2012**

Eastern Illinois 51
Illinois State 54

Normal, Ill.
Hancock Stadium (A: 7,700)
101st Mid-America Classic

Scoring	1	2	3	4	O1	O2F
Eastern Illinois	7	10	7	17	7	3	51
Illinois State	7	7	14	13	7	7	54

FIRST QUARTER

ISU - Donnelly 30 interception return (Aussieker kick) (2:45)
EIU - Duncan 4 run (Berra kick) (0:44)

SECOND QUARTER

EIU - Duncan 11 run (Berra kick) (5:50)
ISU - Neblett 19 pass from Brown (Aussieker kick) (2:54)
EIU - Berra 44 field goal (0:00)

THIRD QUARTER

EIU - Lora 10 pass from Garoppolo (Berra kick) (10:37)
ISU - Brown 11 run (Aussieker kick) (8:18)
ISU - Brown 1 run (Aussieker kick) (5:24)

FOURTH QUARTER

EIU - Lora 12 pass from Garoppolo (Berra kick) (14:54)
EIU - Walker 13 run (Berra kick) (9:07)
ISU - Hunt 20 pass from Brown (run failed) (5:54)
ISU - Harden 13 pass from Brown (Aussieker kick) (0:51)
EIU - Berra 20 field goal (0:00)

OVERTIME 1

ISU - Harden 7 pass from Brown (Aussieker kick)
EIU - Duncan 2 run (Berra kick)

OVERTIME 2

EIU - Berra 40 field goal
ISU - Walker 25 pass from Brown

TEAM STATSEIU ISU

First Downs.....	37	26
Rushes-Yards.....	45-122	23-60
Passing-Yards.....	387	473
Comp-Att-Int.....	37-61-3	42-57-1
Total Offense.....	509	533
Fumbles-Lost.....	0-0	1-0
Penalties-Yards.....	10-98	22-178
Int Returns-Yards-TD.....	1-30-0	3-41-1
Time of Possession.....	24:38	35:22
Sacks-Yards.....	2-15	5-30

LEADERS**RUSHING (No-Yds-TD)**

EIU - Duncan (24-96-3), Walker (9-39-1)
ISU - Dunn (15-52-0), Brown (4-4-2)

PASSING (Att-Cmp-Int-Yds-TD)

EIU - Garoppolo (51-37-3-387-2)
ISU - Brown (57-42-1-473-5)

RECEIVING (No-Yds-TD)

EIU - Watkins (12-97-0), Lora (9-112-2), Hendricks (8-50-0)
ISU - Walker (11-142-1), Neblett (9-132-1)

DEFENSE (Tackles - Solo, Assist, TFL)

EIU - Haynes (6-6-0), McCall (7-3-1), Bland (6-4-0)
ISU - Zimmer (6-9-1), Underwood (7-6-3.5)

RECAP

Illinois State scored a touchdown on its second possession of overtime as the No. 15 Redbirds beat Eastern Illinois, 54-51, in the highest scoring game in the history of the Mid-America Classic. It was also the highest combined point total between two teams in EIU history. The Panthers led by ten points in the fourth quarter and forced the overtime period on Cameron Berra's 20-yard field goal. The two teams combined for more than 1,000 yards and 180 plays in the contest. Erik Lora had his third straight 100-yard receiving day with 9 catches for 112 yards.

**GAME 4 - Sept. 22, 2012**

Murray State 49
 Eastern Illinois 50

Charleston, Ill.
 O'Brien Field (A: 5,319)

Scoring	1	2	3	4	O1F
Murray State	13	20	6	3	7 49
Eastern Illinois	20	0	14	8	8 50

FIRST QUARTER

EIU - Lora 10 pass from Garoppolo (Berra kick) (12:38)
 EIU - Lora 23 pass from Garoppolo (Berra kick) (10:54)
 MUR - Brockman 1 run (Benton kick) (8:30)
 EIU - Lora 37 pass from Wright (run failed) (6:38)
 MUR - Griffin 3 pass from Brockman (run failed) (3:54)

SECOND QUARTER

MUR - Morrow 15 pass from Brockman (Benton kick) (11:58)
 MUR - Benton 39 field goal (9:52)
 MUR - Berry 2 run (Benton kick) (4:12)
 MUR - Benton 30 field goal (0:08)

THIRD QUARTER

MUR - Benton 35 field goal (12:53)
 EIU - Wise 8 pass from Garoppolo (Berra kick) (10:47)
 EIU - Watkins 12 pass from Garoppolo (Berra kick) (6:16)
 MUR - Benton 36 field goal (2:34)

FOURTH QUARTER

EIU - Walker 3 run (Wright pass from Garoppolo) (14:33)
 MUR - Benton 21 field goal (5:11)

1ST OVERTIME

MUR - Berry 1 run (Benton kick)
 EIU - Watkins 9 pass from Garoppolo (Wise pass from Lora)

TEAM STATSEIUMUR

First Downs.....	3535
Rushes-Yards.....	38-13846-151
Passing-Yards.....	430423
Comp-Att-Int.....	40-62-043-64-0
Total Offense.....	568574
Fumbles-Lost.....	9-22-1
Penalties-Yards.....	17-10913-109
Int Returns-Yards-TD.....	0-0-00-0-0
Time of Possession.....	24:5335:07
Sacks-Yards.....	2-131-8

LEADERS**RUSHING (No-Yds-TD)**

EIU - Walker (22-102-1), Duncan (8-27-0)
 MUR - Brady (16-72-0), Berry (12-40-2)

PASSING (Att-Cmp-Int-Yds-TD)

EIU - Garoppolo (60-39-0-393-5)
 MUR - Brockman (64-43-0-423-2)

RECEIVING (No-Yds-TD)

EIU - Lora (21-269-3), Wright (10-98-0), Watkins (4-29-2)
 MUR - Powell (13-142-0), Morrow (5-70-1)

DEFENSE (Tackles - Solo, Assist, TFL)

EIU - McCall (10-2-1.5), Wickliffe (7-3-1), Haynes (4-6-0.5)
 MUR - Salter (8-2-0), Wicks (5-4-0)

RECAP

Erik Lora set the Eastern Illinois and Ohio Valley Conference record for receptions in a game with 21 but his biggest play of the game was passing a two-point conversion to Von Wise in overtime as EIU beat Murray State, 50-49. Lora finished with a school record 269 receiving yards. He had 13 catches for 172 yards and three touchdowns in the first quarter. Jimmy Garoppolo passing for 393 yards and five scores as EIU and MSU combined to run an FCS record 210 plays. EIU led 20-13 in the first quarter and trailed 33-20 at the half. The score was tied at 42-42 at the end of regulation.

**GAME 5 - Sept. 29, 2012**

Austin Peay 15
 Eastern Illinois 65

Charleston, Ill.
 O'Brien Field (A: 9,154)
 Family Weekend

Scoring	1	2	3	4	Final
Austin Peay	0	15	0	0 15
Eastern Illinois	21	16	28	0 65

FIRST QUARTER

EIU - Wright 66 pass from Garoppolo (Berra kick) (12:13)
 EIU - Walker 28 run (Berra kick) (8:31)
 EIU - Gober 66 pass from Garoppolo (Berra kick) (4:28)

SECOND QUARTER

EIU - Berra 28 field goal (11:01)
 AP - Stark 6 pass from Ryan (Stansell kick) (5:28)
 EIU - Lora 50 pass from Garoppolo (Berra kick) (5:02)
 AP - Kitts 15 run (Ryan pass to Stark) (0:39)
 EIU - Wright 63 pass from Garoppolo (pass failed) (0:11)

THIRD QUARTER

EIU - Garoppolo 6 run (Berra kick) (13:02)
 EIU - Walker 1 run (Berra kick) (7:12)
 EIU - Gober 56 pass from Garoppolo (Berra kick) (4:47)
 EIU - Krol 1 run (Berra kick) (0:30)

TEAM STATSEIU APSU

First Downs.....	2616
Rushes-Yards.....	38-16243-124
Passing-Yards.....	509205
Comp-Att-Int.....	22-35-023-46-0
Total Offense.....	671329
Fumbles-Lost.....	0-03-1
Penalties-Yards.....	8-698-49
Int Returns-Yards-TD.....	0-0-00-0-0
Time of Possession.....	22:1037:50
Sacks-Yards.....	1-90-0

LEADERS**RUSHING (No-Yds-TD)**

EIU - Walker (16-79-2), Garoppolo (7-48-1)
 APSU - Kitts (22-79-1), Williams (11-45-0)

PASSING (Att-Cmp-Int-Yds-TD)

EIU - Garoppolo (31-18-0-453-5), Krol (3-3-0-32-0)
 APSU - Ryan (46-23-0-205-1)

RECEIVING (No-Yds-TD)

EIU - Lora (7-139-1), Wright (3-127-2), Gober (3-132-2)
 APSU - Oliver (9-100-0), Adams (4-19-0)

DEFENSE (Tackles - Solo, Assist, TFL)

EIU - Houlihan (7-3-1.5), Beard (5-1-0), J. Williams (1-5-0.5)
 APSU - Salley (6-1-1), Perry (5-1-0)

RECAP

Eastern Illinois offense was clicking on all cylinders on Saturday as the Panthers posted their largest margin of victory over an OVC opponent with a 65-15 win over Austin Peay. Jimmy Garoppolo earned OVC Player of the Week passing for a career high 453 yards with five touchdowns. All of his touchdown passes covered 50 yards or more as he hit Chris Wright (twice), Keiondre Gober (twice) and Erik Lora for the touchdowns. Pete Houlihan was named the OVC Defensive Player of the Week as the Panthers shut down Austin Peay. Houlihan finished with ten tackles and a sack. The 65 points are the fourth highest total in EIU history.

**GAME 6 - Oct. 6, 2012**

Eastern Illinois 37
 UT Martin 51

Martin, Tenn.
 Graham Stadium (A: 5,456)

Scoring	1	2	3	4	Final
Eastern Illinois	6	13	3	15 37
UT Martin	21	9	14	7 51

FIRST QUARTER

UTM - Barfield 93 kick return (Sandlin kick) (14:47)
 EIU - Garoppolo 1 run (kick failed) (11:03)
 UTM - Butler 18 pass from Carr (Sandlin kick) (0:44)
 UTM - Barfield 29 pass from Carr (Sandlin kick) (0:34)

SECOND QUARTER

EIU - Walker 2 run (Berra kick) (10:19)
 EIU - Walker 2 run (kick blocked) (4:11)
 UTM - Williams PAT return (4:11)
 UTM - McNeil 4 run (Sandlin kick) (2:17)

THIRD QUARTER

UTM - Sims 8 pass from Carr (Sandlin kick) (11:05)
 UTM - Butler 43 pass from Carr (Sandlin kick) (7:51)
 EIU - Berra 37 field goal (3:48)

FOURTH QUARTER

EIU - Wright 10 pass from Garoppolo (Lora pass from Garoppolo (14:21)
 UTM - McNeil 4 run (Sandlin kick) (4:53)
 EIU - Lora 16 pass from Garoppolo (Berra kick) (1:24)

TEAM STATSEIU UTM

First Downs.....	3818
Rushes-Yards.....	47-18830-69
Passing-Yards.....	428312
Comp-Att-Int.....	36-56-229-38-0
Total Offense.....	616381
Fumbles-Lost.....	3-30-0
Penalties-Yards.....	9-5411-100
Int Returns-Yards-TD.....	0-0-02-10-0
Time of Possession.....	30:3729:23
Sacks-Yards.....	1-85-38

LEADERS**RUSHING (No-Yds-TD)**

EIU - Walker (33-182-2), Duncan (3-12-0)
 UTM - McNair (15-67-0), McNeil (11-14-2)

PASSING (Att-Cmp-Int-Yds-TD)

EIU - Garoppolo (55-36-2-428-2)
 UTM - Carr (38-29-0-312-4)

RECEIVING (No-Yds-TD)

EIU - Lora (17-215-1), Wright (5-58-1), Wise (5-49-0)
 UTM - Sims (9-101-1), Butler (6-98-2)

DEFENSE (Tackles - Solo, Assist, TFL)

EIU - Haynes (4-6-0.5), Houlihan (4-5-0.5), Gristick (2-5-0)
 UTM - B. Johnson (4-12-0.5), Bell (5-7-2.5)

RECAP

UT Martin took advantage of five Eastern Illinois turnovers including two in the end zone as the Skyhawks beat EIU 51-37. Kevin Barksdale returned the opening kickoff 93-yards for UTM. EIU answered with a Jimmy Garoppolo 1-yard run but the extra point was blocked forcing EIU to play from behind the remainder of the day. EIU cut the lead to 21-19 on a Jake Walker short touchdown but a blocked extra point was returned for a two-points by UTM. Garoppolo passed for 428 yards. Walker rushed for 182 yards. Erik Lora had 17 receptions for 215 yards. EIU had 38 first downs and 616 yards of total offense but the turnovers had EIU on the short end of the result following the game.



GAME 7 - Oct. 13, 2012

Jacksonville State..... 28
Eastern Illinois 31

Charleston, Ill.
O'Brien Field (A: 7,358)
94th Homecoming Game

Scoring	1	2	3	4	Final
Jacksonville State.....	7	7	7	7	28
Eastern Illinois	0	17	0	14	31

FIRST QUARTER

JSU - Ealey 1 run (Griffin kick) (12:03)

SECOND QUARTER

JSU - Cheeks 1 pass from Blanchard (Griffin kick) (13:49)
EIU - Walker 1 run (Berra kick) (8:45)
EIU - Crawford 39 interception return (Berra kick) (5:44)
EIU - Berra 43 field goal (0:00)

THIRD QUARTER

JSU - Ealey 3 run (Griffin kick) (12:45)

FOURTH QUARTER

EIU - Duncan 5 run (Berra kick) (14:55)
JSU - Ealey 6 run (Griffin kick) (9:03)
EIU - Wright 15 pass from Garoppolo (Berra kick) (3:37)

TEAM STATSEIUJSU

First Downs.....	25	25
Rushes-Yards.....	37-161	53-290
Passing-Yards.....	220	173
Comp-Att-Int.....	26-51-2	16-29-3
Total Offense.....	381	463
Fumbles-Lost.....	1-0	3-2
Penalties-Yards.....	3-30	7-46
Int Returns-Yards-TD.....	3-70-1	2-0-0
Time of Possession.....	23:27	36:33
Sacks-Yards.....	0-0	0-0

LEADERS

RUSHING (No-Yds-TD)

EIU - Walker (22-103-1), Duncan (12-52-1)
JSU - Ealey (23-149-3), James (11-52-0)

PASSING (Att-Cmp-Int-Yds-TD)

EIU - Garoppolo (61-26-2-220-1)
JSU - Ivory (26-14-3-160-0)

RECEIVING (No-Yds-TD)

EIU - Lora (11-128-0), Wright (7-49-1), Watkins (3-25-0)
JSU - Bonner (5-67-0), Smith (3-49-0)

DEFENSE (Tackles - Solo, Assist, TFL)

EIU - Haynes (6-4-0), Wickliffe (7-1-0), McCall (2-5-0)
JSU - Smith (5-8-0), Hough (5-5-1), Endress (4-5-1)

RECAP

Freshman Kamu Grugier-Hill intercepted a pass with 2:46 left in the game and returned it deep into Jacksonville State territory. After Eastern Illinois was stopped on downs and unable to run out the clock, Grugier-Hill tackled JSU's Washaun Ealey as time expired giving EIU the 31-28 win. The Panthers took the lead with 3:37 left in the game as Jimmy Garoppolo found Chris Wright for the score. EIU scored two of its touchdowns on rushes by Jake Walker and Taylor Duncan while Tavares Crawford returned an interception for the other TD. Cameron Berra's 43-yard field goal as time expired in the first half proved to be the difference. Walker rushed for 103 yards. Erik Lora had his seventh straight game with 100-yards receiving as he broke the EIU single season receptions record finishing the game with 83 catches for the year.



GAME 8 - Oct. 27, 2012

Eastern Illinois 24
Eastern Kentucky 7

Richmond, Ky.
Roy Kidd Stadium (A: 4,400)

Scoring	1	2	3	4	Final
Eastern Illinois	7	0	10	7	24
Eastern Kentucky	0	7	0	0	7

FIRST QUARTER

EIU - Walker 1 run (Berra kick) (0:36)

SECOND QUARTER

EKU - Denham 4 run (Pray kick) (0:25)

THIRD QUARTER

EIU - Duncan 1 run (Berra kick) (10:38)
EIU - Berra 41 field goal (6:57)

FOURTH QUARTER

EIU - Lora 15 pass from Garoppolo (Berra kick) (12:08)

TEAM STATSEIUEKU

First Downs.....	26	18
Rushes-Yards.....	41-151	45-81
Passing-Yards.....	286	203
Comp-Att-Int.....	33-52-2	19-34-1
Total Offense.....	437	284
Fumbles-Lost.....	2-2	2-0
Penalties-Yards.....	2-10	6-47
Int Returns-Yards-TD.....	1-31-0	2-17-0
Time of Possession.....	25:49	34:11
Sacks-Yards.....	5-24	2-11

LEADERS

RUSHING (No-Yds-TD)

EIU - Walker (21-119-1), Duncan (9-35-1)
EKU - Denham (25-95-1), Pryor (12-9-0)

PASSING (Att-Cmp-Int-Yds-TD)

EIU - Garoppolo (51-32-2-266-1)
EKU - Pryor (34-19-1-203-0)

RECEIVING (No-Yds-TD)

EIU - Lora (10-97-1), Hendricks (7-44-0), Watkins (5-60-0)
EKU - Goard (7-118-0), Arizugo (6-36-0)

DEFENSE (Tackles - Solo, Assist, TFL)

EIU - Houlihan (6-5-0), McCall (5-6-1), Haynes (5-5-2)
EKU - Bell (9-2-0), Stanley (6-3-0), A. Brown (6-2-2)

RECAP

Eastern Illinois turned in an impressive defensive performance as they shut down Eastern Kentucky's run game during a 24-7 win over the No. 18 Colonels. It was EIU's first win over a ranked opponent since 2009. The Panthers limited EKU to only 81 yards on the ground allowing only a Matt Denham touchdown in the closing seconds of the first half. Jake Walker put EIU on the board in the first quarter with Taylor Duncan providing the go ahead touchdown in the third. Cameron Berra tacked on a field goal while Erik Lora became the OVC single season receptions leader hauling in a fourth quarter touchdown. Lora broke Efram Hill's record of 92 receptions as he ended the day with 93 catches on the year. The defense was led by Pete Houlihan and LeQuince McCall both making 11 tackles. EIU had 12 tackles for loss and five sacks.



GAME 9 - Nov. 3, 2012

Eastern Illinois 31
Tennessee Tech 24

Cookeville, Tenn.
Tucker Stadium (A: 8,968)

Scoring	1	2	3	4	Final
Eastern Illinois	0	7	17	7	31
Tennessee Tech.....	10	0	7	7	24

FIRST QUARTER

TTU - Page 1 run (Sharp kick) (9:18)
TTU - Sharp 32 field goal (1:39)

SECOND QUARTER

EIU - Watkins 61 pass from Garoppolo (Berra kick) (8:16)

THIRD QUARTER

EIU - Gober 2 pass from Garoppolo (Berra kick) (11:43)
EIU - Berra 19 field goal (8:03)
TTU - Rogers 14 pass from Stone (Sharp kick) (4:56)
EIU - Wright 73 pass from Garoppolo (Berra kick) (4:12)

FOURTH QUARTER

EIU - Duncan 10 run (Berra kick) (10:26)
TTU - Page 2 run (Sharp kick) (2:27)

TEAM STATSEIUTTU

First Downs.....	24	26
Rushes-Yards.....	36-123	53-222
Passing-Yards.....	376	153
Comp-Att-Int.....	27-41-1	22-43-1
Total Offense.....	499	375
Fumbles-Lost.....	0-0	1-1
Penalties-Yards.....	15-120	9-81
Int Returns-Yards-TD.....	1-28-0	1-3-0
Time of Possession.....	21:30	38:30
Sacks-Yards.....	0-0	1-7

LEADERS

RUSHING (No-Yds-TD)

EIU - Walker (14-61-0), Duncan (12-55-1)
TTU - Stone (19-100-0), Golden (10-50-0)

PASSING (Att-Cmp-Int-Yds-TD)

EIU - Garoppolo (41-27-1-376-3)
TTU - Stone (43-22-1-153-1)

RECEIVING (No-Yds-TD)

EIU - Watkins (7-140-1), Lora (7-75-0), Wright (4-102-1)
TTU - Vanlier (7-42-0), Rogers (5-49-1)

DEFENSE (Tackles - Solo, Assist, TFL)

EIU - Wickliffe (7-6-0.5), Haynes (3-9-0), Holliday (2-8-2)
TTU - Goff (2-10-0), Hugueuly (7-4-0)

RECAP

Eastern Illinois overcame a 10-0 first quarter deficit to rally for a 31-24 road win at Tennessee Tech. The Panthers trailed 10-7 at the half before Jimmy Garoppolo hit Keiondre Gober for a 2-yard score to put EIU up 14-7. Cameron Berra tacked on a field goal before the Golden Eagles knotted the score at 17-17. Garoppolo threw his second long touchdown strike of the day to Chris Wright on the next drive to give EIU the lead for good. Garoppolo's TD pass to Wright was 73 yards after he hit Chavar Watkins for a 61 yard score in the first half. Garoppolo finished the day with 376 yards. Watkins had seven catches for 140 yards. Erik Lora passed Roy Banks single season receiving yards mark as he became only the 17th player in FCS history with 100 catches. Jourdan Wickliffe led the defense with 13 tackles. Roosevelt Holliday had ten tackles including a big forced fumble late in the third quarter.

**GAME 10 - Nov. 10, 2012**

Southeast Missouri..... 20
Eastern Illinois 39

Charleston, Ill.
O'Brien Field (A: 5,575)

Scoring 1 2 3 4 **Final**
Southeast Missouri.....0..... 14..... 6..... 0.....20
Eastern Illinois10..... 6..... 7..... 16.....39

FIRST QUARTER

EIU - Walker 8 run (Berra kick) (10:44)
EIU - Berra 24 field goal (1:27)

SECOND QUARTER

SE - Celestin 4 run (Geldbach kick) (11:18)
EIU - Hendricks 18 pass from Garoppolo (kick failed) (7:17)
SE - Lathrop 1 run (Geldbach kick) (2:31)

THIRD QUARTER

SE - Geldbach 30 field goal (10:14)
SE - Geldbach 22 field goal (7:35)
EIU - Lora 43 pass from Garoppolo (0:40)

FOURTH QUARTER

EIU - Berra 40 field goal (12:47)
EIU - Duncan 1 run (pass failed) (9:03)
EIU - Walker 4 run (Berra kick) (5:02)

TEAM STATSEIUSEMO

First Downs..... 24.....18
Rushes-Yards.....40-184.....62-194
Passing-Yards..... 257.....39
Comp-Att-Int.....25-35-1.....6-13-0
Total Offense..... 441.....233
Fumbles-Lost.....4-1.....4-1
Penalties-Yards.....6-76.....4-40
Int Returns-Yards-TD.....0-0-0.....1-21-0
Time of Possession.....22:18.....37:42
Sacks-Yards.....5-35.....1-9

LEADERS**RUSHING (No-Yds-TD)**

EIU - Walker (23-132-2), Duncan (11-53-1)
SEMO - Lathrop (27-102-1), Terrell (22-96-0)

PASSING (Att-Cmp-Int-Yds-TD)

EIU - Garoppolo (35-25-1-257-2)
SEMO - Lathrop (12-6-0-39-0)

RECEIVING (No -Yds -TD)

EIU - Lora (15-178-1), Hendricks (6-43-1)
SEMO - McRoberts (2-21-0), Foster (2-12-0)

DEFENSE (Tackles - Solo, Assist, TFL)

EIU - Beard (7-2-1), Gristick (6-3-0), Wickliffe (5-4-0)
SEMO - Peiffer (4-7-0), Siehndel (6-3-0)

RECAP

Erik Lora broke loose for a 43-yard touchdown in the third quarter as Eastern Illinois was moving into a steady win. That score would give the Panthers momentum as they tacked on 16 more points during a 39-20 win over Southeast Missouri that gave EIU its sixth OVC Championships since the 2001 season. On the day Lora caught 15 passes for 178 yards as he broke the OVC single season record for receiving yards and moved into fifth all-time on the FCS single season receiving list with 115. Jake Walker had a pair of rushing touchdowns with 132 yards on the ground. EIU's defense limited SEMO to only 31 yards rushing in the second half while holding the Redhawks to 39 yards passing for the game. EIU completed the regular season 5-0 at home.

**GAME 11 - Nov. 17, 2012**

Eastern Illinois 30
Central Arkansas 48

Conway, Ark.
Estes Field (A: 6,754)

Scoring 1 2 3 4 **Final**
Eastern Illinois7..... 16..... 0..... 7.....30
Central Arkansas ...10..... 14..... 10..... 14.....48

FIRST QUARTER

EIU - Wright 17 pass from Garoppolo (Berra kick) (12:24)
UCA - Hinton 26 pass from Smothers (Camara kick) (5:16)
UCA - Camara 48 field goal (0:52)

SECOND QUARTER

EIU - Wright 37 pass from Garoppolo (kick blocked) (13:03)
UCA - Bobo 1 run (Camara kick) (10:00)
UCA - Lewis 14 pass from Smothers (Camara kick) (5:05)
EIU - Berra 23 field goal (3:33)
EIU - Lora 14 pass from Garoppolo (Berra kick) (0:51)

THIRD QUARTER

UCA - Hinton 1 run (Camara kick) (7:08)
UCA - Camara 25 field goal (0:48)

FOURTH QUARTER

UCA - Grandy 37 pass from Smothers (Camara kick) (14:07)
EIU - Wright 74 pass from Garoppolo (Berra kick) (8:04)
UCA - Dixon 6 pass from Smothers (Camara kick) (5:24)

TEAM STATSEIUUCA

First Downs..... 14.....30
Rushes-Yards.....29-59.....48-112
Passing-Yards..... 228.....345
Comp-Att-Int.....19-33-1.....37-51-0
Total Offense..... 297.....457
Fumbles-Lost.....3-2.....4-3
Penalties-Yards.....6-38.....6-55
Int Returns-Yards-TD.....0-0-0.....1-0-0
Time of Possession.....19:23.....40:37
Sacks-Yards.....3-19.....3-17

LEADERS**RUSHING (No-Yds-TD)**

EIU - Walker (17-66-0), Duncan (5-13-0)
UCA - Hinton (20-87-1), Matthews (4-16-0)

PASSING (Att-Cmp-Int-Yds-TD)

EIU - Garoppolo (33-19-1-228-4)
UCA - Smothers (49-35-0-335-4)

RECEIVING (No -Yds -TD)

EIU - Lora (9-52-1), Wright (3-128-3)
UCA - Lewis (7-75-1), Grandy (7-74-1)

DEFENSE (Tackles - Solo, Assist, TFL)

EIU - Helms (14-2-0), Wickliffe (9-3-12), Holliday (8-1-4)
UCA - Heard (9-2-2), Allison (8-3-0)

RECAP

In a battle of conference champions to end the regular season No. 10 Central Arkansas beat No. 24 Eastern Illinois, 48-30 as both teams head into the FCS playoffs. EIU converted three UCA turnovers into first half touchdowns as they trailed 24-23 at the half. The Panthers offense went without a first down for the first 21 minutes of the second half as EIU fell behind 41-23. Chris Wright caught his third touchdown of the game to set the OVC career touchdown receptions record in the fourth quarter but EIU could not catch up to UCA. Erik Lora set the FCS single season record for receptions in the game with his 124th catch of the season. Jake Walker rushed for 66 yards to pass the 1,000 yard mark for the season.

**GAME 12 - Nov. 24, 2012**

Eastern Illinois 10
South Dakota State 58

Brookings, S.D.
Coughlin-Alumni Field (A: 4,367)
FCS Playoffs First Round

Scoring 1 2 3 4 **Final**
Eastern Illinois0..... 3..... 0..... 7.....10
South Dakota St.....10..... 24..... 3..... 21.....58

FIRST QUARTER

SDS - Zenner 68 run (Syrovatka kick) (4:27)
SDS - Syrovatka 22 field goal (2:25)

SECOND QUARTER

EIU - Berra 19 field goal (14:04)
SDS - Zenner 4 run (Syrovatka kick) (9:39)
SDS - Zenner 7 run (Syrovatka kick) (5:35)
SDS - Syrovatka 29 field goal (1:00)
SDS - Jones 8 pass from Sumner (Syrovatka kick) (0:00)

THIRD QUARTER

SDS - Syrovatka 28 field goal (4:40)

FOURTH QUARTER

SDS - Gandy 1 run (Syrovatka kick) (13:12)
EIU - Walker 4 run (Berra kick) (10:39)
SDS - Jones 5 run (Syrovatka kick) (7:11)
SDS - Gandy 12 run (Syrovatka kick) (3:54)

TEAM STATSEIUSDSU

First Downs..... 17.....29
Rushes-Yards.....32-145.....53-434
Passing-Yards..... 221.....146
Comp-Att-Int.....25-41-1.....13-28-0
Total Offense..... 366.....580
Fumbles-Lost.....2-1.....0-0
Penalties-Yards.....9-100.....4-20
Int Returns-Yards-TD.....0-0-0.....1-20-0
Time of Possession.....22:57.....37:03
Sacks-Yards.....1-10.....2-13

LEADERS**RUSHING (No-Yds-TD)**

EIU - Walker (23-125-1), Lora (1-14-0)
SDS - Zenner (33-295-3), Gandy (16-151-2)

PASSING (Att-Cmp-Int-Yds-TD)

EIU - Garoppolo (41-25-1-221-0)
SDS - Sumner (28-13-0-146-1)

RECEIVING (No -Yds -TD)

EIU - Lora (12-133-0), Wright (4-54-0)
SDS - Rollin (5-44-0), Kool (3-25-0)

DEFENSE (Tackles - Solo, Assist, TFL)

EIU - Houlihan (7-0-0), Dowdell (7-0-0), Haynes (6-0-1)
SDS - Mink (6-2-1), Lally (6-1-0), Shafraht (5-2-0)

RECAP

South Dakota State scored twice in the last minute of the second quarter to break open a FCS first round playoff game as the Jackrabbits won 58-10 over Eastern Illinois. Zach Zenner scored the first of three touchdowns as he broke loose for a 68-yard run in the first quarter. EIU would turn the ball over on an interception on the next drive as a receiver slipped on the frozen grass. The Panthers defense held SDSU to a field goal. The Panthers were then held at the goal line to open the second quarter settling for a field goal. Zenner scored two short touchdowns and rushed for 295 yards to put the game away. Erik Lora hauled in 12 passes for 133 yards as he finished the season with an FCS record 136 receptions. His 1,664 yards receiving rank fourth all-time for single season totals in the FCS.

Game 1 - San Diego State Aztecs

Football S.I.D. (E-Mail) Mike May (mmay@mail.sdsu.edu)
 Phone (619) 594-5547
 Stadium Qualcomm Stadium (54,000)
 Press Box Phone (619) 281-0405
 Website goaztecs.com

Game 2 - Southern Illinois Salukis

Football S.I.D. (E-Mail) Scott Gierman (sgierman@siu.edu)
 Phone (618) 453-5470
 Stadium Saluki Stadium (15,000)
 Press Box Phone (618) 453-1980
 Website siusalukis.com

Game 3 - Illinois State Redbirds

Football S.I.D. (E-Mail) Mike Williams (mcwilli@ilstu.edu)
 Phone (309) 438-7748
 Stadium Hancock Stadium (12,000)
 Press Box Phone (309) 438-2272 or 2280
 Website goredbirds.com

Game 4 - Northern Illinois Huskies

Football S.I.D. (E-Mail) Donna Turner (donnaturner@niu.edu)
 Phone (815) 753-9513
 Stadium Huskie Stadium (24,000)
 Press Box Phone (815) 753-0609
 Website niuhuskies.com

Game 5 - Eastern Kentucky Colonels

Football S.I.D. (E-Mail) Michael Clark (michael.clark@eku.edu)
 Phone (859) 622-6170
 Stadium Roy Kidd Stadium (20,000)
 Press Box Phone (859) 622-2226
 Website ekusports.com

Game 6 - Austin Peay Governors

Football S.I.D. (E-Mail) Brad Kirtley (kirtleyb@apsu.edu)
 Phone (931) 221-7561
 Stadium Governors Stadium (10,000)
 Press Box Phone (931) 221-7406
 Website apslugovernors.com

Game 7 - Southeast Missouri Redhawks

Football S.I.D. (E-Mail) Jeff Honza (jhonza@semo.edu)
 Phone (573) 651-2933
 Stadium Houck Stadium (10,000)
 Press Box Phone (573) 651-2191
 Website gosoutheast.com

Game 8 - Tennessee State Tigers

Football S.I.D. (E-Mail) Alex Mitchell (jmitch18@tsu.edu)
 Phone (615) 963-5674
 Stadium LP Field (69,143)
 Press Box Phone (615) 565-4450
 Website tsutigers.com

Game 9 - Tennessee Tech Golden Eagles

Football S.I.D. (E-Mail) Rob Schabert (rschabert@tntech.edu)
 Phone (931) 372-3088
 Stadium Tucker Stadium (16,500)
 Press Box Phone (931) 372-6030 or 6031
 Website ttusports.com

Game 10 - Murray State Racers

Football S.I.D. (E-Mail) John Brush (john.brush@murraystate.edu)
 Phone (270) 809-7044
 Stadium Roy Stewart Stadium (16,800)
 Press Box Phone (270) 809-6811
 Website goracers.com

Game 11 - Jacksonville State Gamecocks

Football S.I.D. (E-Mail) Greg Seitz (gseitz@jsu.edu)
 Phone (256) 782-5279
 Stadium Paul Snow Memorial Stadium (24,000)
 Press Box Phone (256) 782-5585 or 5586
 Website jsugamecocksports.com

Game 12 - UT Martin Skyhawks

Football S.I.D. (E-Mail) Ryne Rickman (rrickman@utm.edu)
 Phone (731) 881-7632
 Stadium Hardy M. Graham Stadium (7,500)
 Press Box Phone (731) 881-7694 or 7632
 Website utmsports.com

GAME 1... at San Diego State

7 pm (CST) / August 31, 2013 / Mountain West Network
 Qualcomm Stadium / San Diego, Calif.

School / Location San Diego State University / San Diego, Calif.
 Year Founded / Enrollment 1897
 Nickname / Colors Aztecs / Scarlet and Black
 Stadium / Capacity / Turf Qualcomm Stadium (54,000) / Grass
 Conference / Affiliation Mountain West / NCAA FBS

Head Coach Rocky Long (New Mexico, 1974)
 San Diego State Record / Years 17-9 (2)
 Career Record / Years 82-78 (12)
 Football Office (619) 594-6769

Sports Information (Football Contact) Mike May
 Email mmay@mail.sdsu.edu
 SID Phone (619) 594-5547
 Press box (619) 281-0405
 Website goaztecs.com

All-Time Series Numbers 2nd meeting / SDSU leads 1-0
 Longest EIU Win Streak / Years None
 Longest SDSU Win Streak / Years 1 (2001)

2012 Record (Conference/Finish) 9-4 (7-1 / T1st Mountain West)
 Letterwiners Returning/Lost 49 / 19
 Starters Returning/Lost 17 / 7

2013 SCHEDULE

Aug 31..... Eastern Illinois
 Sept 7..... at Ohio State
 21..... Oregon State
 28..... at New Mexico State
 Oct 4..... Nevada •
 10..... at Air Force •
 26..... Fresno State •
 Nov 2..... New Mexico •
 9..... at San Jose State •
 16..... at Hawai'i •
 23..... Boise State •
 30..... at UNLV •

• Mountain West Conference Game

**ALL-TIME EIU/SDSU SERIES HISTORY**

2001 SDSU A 7-40

GAME 2... at Southern Illinois

6 pm (CST) / September 7, 2013 /
 Saluki Stadium / Carbondale, Ill.

School / Location..... Southern Illinois University / Carbondale, Ill.
 Year Founded / Enrollment..... 1869 / 20,037
 Nickname / Colors..... Salukis / Maroon and White
 Stadium / Capacity / Turf..... Saluki Stadium (15,000) / Field Turf
 Conference / Affiliation..... Missouri Valley / NCAA FCS

Head Coach..... Dale Lennon (North Dakota, 1983)
 Southern Illinois Record / Years..... 35-23 (5)
 Career Record / Years..... 137-55 (16)
 Football Office..... (618) 453-3331

Sports Information (Football Contact)..... Scott Gierman
 Email..... sgierman@siu.edu
 SID Office Phone..... (618) 453-5470
 Press box..... (618) 453-1980
 Website..... siusalukis.com

All-Time Series Numbers..... 68th meeting / SIU leads 41-25-1
 Longest EIU Win Streak / Years..... 4 (1948-51)
 Longest SIU Win Streak / Years..... 10 / (1952-61)

2012 Record (Conference/Finish)..... 6-5 (5-3 / T3rd Missouri Valley)
 Letterwiners Returning/Lost..... 36/26
 Starters Returning/Lost..... 12/13



2013 SCHEDULE

Aug 31..... at Illinois
 Sept 7..... Eastern Illinois
 14..... Charleston
 21..... vs. Southeast Missouri
 28..... Youngstown State •
 Oct 5..... at South Dakota State •
 12..... at Northern Iowa •
 19..... North Dakota State •
 Nov 2..... at Western Illinois •
 9..... Missouri State •
 16..... Illinois State •
 23..... at Indiana State •

• Missouri Valley Conference Game

ALL-TIME EIU/SIU SERIES HISTORY

1913..... EIU..... A..... 54-12	1952..... SIU..... H..... 7-22	2011..... SIU..... A..... 28-45
1914..... EIU..... A..... 25-7	1953..... SIU..... A..... 0-6	2012..... EIU..... H..... 49-28
1915..... SIU..... A..... 0-41	1954..... SIU..... H..... 6-20	
1916..... EIU..... H..... 19-7	1955..... SIU..... A..... 13-26	
1917..... EIU..... H..... 24-0	1956..... SIU..... H..... 0-33	
1921..... SIU..... A..... 0-2	1957..... SIU..... A..... 6-27	
1922..... EIU..... A..... 28-12	1958..... SIU..... H..... 8-29	
1923..... EIU..... H..... 23-0	1959..... SIU..... A..... 0-7	
1924..... SIU..... A..... 0-7	1960..... SIU..... H..... 8-52	
1926..... SIU..... A..... 0-23	1961..... SIU..... A..... 6-34	
1927..... EIU..... H..... 14-2	1979..... EIU..... A..... 22-14	
1928..... SIU..... A..... 0-18	1980..... SIU..... A..... 35-37	
1929..... EIU..... H..... 9-6	1982..... EIU..... H..... 20-7	
1930..... SIU..... A..... 0-2	1983..... SIU..... A..... 14-17	
1931..... SIU..... H..... 0-6	1984..... SIU..... H..... 40-48	
1932..... SIU..... H..... 0-25	1985..... SIU..... A..... 13-42	
1933..... SIU..... H..... 0-19	1986..... EIU..... H..... 52-7	
1934..... SIU..... A..... 6-13	1987..... SIU..... H..... 27-32	
1935..... SIU..... H..... 9-13	1988..... EIU..... H..... 34-3	
1936..... SIU..... A..... 7-13	1989..... SIU..... A..... 17-20	
1937..... SIU..... A..... 0-3	1990..... EIU..... H..... 14-3	
1938..... EIU..... H..... 19-0	1991..... SIU..... A..... 30-31	
1939..... EIU..... A..... 12-7	1992..... SIU..... H..... 46-47	
1940..... EIU..... H..... 25-6	1993..... EIU..... A..... 42-35	
1941..... SIU..... A..... 0-41	1994..... EIU..... H..... 24-3	
1942..... SIU..... H..... 7-27	1995..... EIU..... A..... 42-21	
1944..... SIU..... A..... 12-15	1999..... SIU..... H..... 6-34	
1945..... Tied..... H..... 0-0	2001..... EIU..... A..... 49-21	
1946..... SIU..... A..... 0-20	NCAA FCS Playoffs	
1947..... SIU..... A..... 13-33	2005..... SIU..... H..... 6-21	
1948..... EIU..... H..... 38-0	NCAA FCS Playoffs	
1949..... EIU..... A..... 26-13	2007..... SIU..... A..... 11-30	
1950..... EIU..... H..... 21-7	NCAA FCS Playoffs	
1951..... EIU..... A..... 47-19	2009..... SIU..... A..... 7-48	

GAME 3... ILLINOIS STATE

6 pm (CST) / September 14, 2013 / Mid-America Classic / WEIU TV.
 O'Brien Field / Charleston, Ill.

School / Location..... Illinois State University / Normal, Ill.
 Year Founded / Enrollment..... 1857 / 20,762
 Nickname / Colors..... Redbirds / Red & White
 Stadium / Capacity / Turf..... Hancock Stadium (12,000) / AstroPlay
 Conference / Affiliation..... Missouri Valley / NCAA FCS

Head Coach..... Brock Spack (Purdue, 1983)
 Illinois State Record / Years..... 28-18 (4)
 Career Record / Years..... Same
 Football Office..... (309) 438-8671

Sports Information (Football Contact)..... Mike Williams
 Email..... mcwilli@ilstu.edu
 SID Office Phone..... (309) 438-7748
 Press box..... (309) 438-2272 or 2280
 Website..... goredbirds.com

All-Time Series Numbers..... 102nd meeting / ILST leads 52-40-9
 Longest EIU Win Streak / Years..... 8 (1924-31)
 Longest ISU Win Streak / Years..... 7 (1967-73)

2011 Record (Conference/Finish)..... 9-4 (5-3 / T3rd Missouri Valley)
 Letterwiners Returning/Lost..... 39/16
 Starters Returning/Lost..... 12/16



2013 SCHEDULE

Aug 29..... at Ball State
 Sept 14..... at Eastern Illinois
 21..... Abilene Christian
 28..... at Missouri State •
 Oct 5..... Western Illinois •
 12..... at Youngstown State •
 19..... Indiana State •
 26..... South Dakota •
 Nov 2..... Northern Iowa •
 9..... at North Dakota State •
 16..... at Southern Illinois •

• Missouri Valley Conference Game

ALL-TIME EIU/ISU SERIES HISTORY

1901..... EIU..... 28-0	1946..... ISU..... H..... 13-26	1981..... ISU..... A..... 3-25
1905..... ISU..... H..... 4-6	1947..... EIU..... H..... 13-6	1982..... EIU..... H..... 27-14
1906..... ISU..... H..... 11-6	1948..... EIU..... A..... 13-7	1983..... EIU..... A..... 38-7
1907..... Tied..... A..... 6-6	1949..... EIU..... H..... 7-6	1984..... ISU..... H..... 21-34
1908..... ISU..... A..... 0-31	1950..... ISU..... A..... 21-23	1985..... EIU..... H..... 21-14
1912..... EIU..... A..... 32-3	1951..... Tied..... A..... 28-28	1986..... ISU..... A..... 20-23
1913..... EIU..... H..... 26-7	1952..... ISU..... H..... 26-27	1987..... EIU..... H..... 15-9
1914..... EIU..... A..... 13-6	1953..... ISU..... A..... 0-20	1988..... EIU..... A..... 16-7
1915..... Tied..... H..... 0-0	1954..... ISU..... H..... 7-13	1989..... EIU..... H..... 14-13
1916..... EIU..... A..... 24-7	1955..... ISU..... A..... 13-16	1990..... ISU..... A..... 7-28
1917..... EIU..... H..... 13-7	1956..... EIU..... H..... 14-6	1991..... EIU..... H..... 37-28
1920..... ISU..... A..... 7-20	1957..... ISU..... A..... 7-39	1992..... ISU..... A..... 7-48
1921..... ISU..... A..... 3-42	1958..... EIU..... H..... 20-12	1993..... Tied..... H..... 17-17
1922..... Tied..... H..... 0-0	1959..... Tied..... A..... 6-6	1994..... EIU..... A..... 16-13
1923..... ISU..... A..... 0-13	1960..... ISU..... H..... 6-26	1995..... EIU..... H..... 31-10
1924..... EIU..... H..... 3-0	1961..... ISU..... A..... 0-18	1997..... EIU..... A..... 25-14
1925..... EIU..... A..... 7-0	1962..... ISU..... H..... 0-6	1998..... ISU..... H..... 22-36
1926..... EIU..... H..... 12-0	1963..... EIU..... A..... 14-13	1999..... ISU..... H..... 17-24
1927..... EIU..... A..... 6-0	1964..... ISU..... H..... 23-25	2000..... ISU 20T A..... 41-44
1928..... EIU..... H..... 19-0	1965..... EIU..... A..... 8-7	2001..... Cancelled due to 9/11
1929..... EIU..... A..... 33-0	1966..... Tied..... H..... 0-0	2002..... EIU..... H..... 45-10
1930..... EIU..... H..... 15-0	1967..... ISU..... H..... 6-28	2003..... ISU..... H..... 14-21
1931..... ISU..... A..... 7-6	1968..... ISU..... A..... 14-41	2004..... ISU..... A..... 31-35
1932..... ISU..... A..... 0-39	1969..... ISU..... A..... 0-37	2005..... ISU..... H..... 6-27
1933..... ISU..... H..... 6-32	1970..... ISU..... H..... 20-29	2006..... ISU..... A..... 30-44
1934..... ISU..... A..... 0-13	1971..... ISU..... A..... 6-17	2006..... ISU..... H..... 13-24
1935..... ISU..... H..... 0-13	1972..... ISU..... H..... 11-38	NCAA FCS Playoff
1936..... ISU..... A..... 0-13	1973..... ISU..... A..... 0-17	2007..... ISU..... H..... 21-24
1937..... Tied..... H..... 0-0	1974..... EIU..... H..... 14-9	2008..... EIU..... A..... 25-21
1938..... ISU..... A..... 0-19	1975..... ISU..... H..... 13-31	2009..... EIU..... H..... 31-6
1939..... Tied..... H..... 0-0	1976..... ISU..... H..... 8-13	2010..... ISU..... A..... 23-27
1940..... ISU..... A..... 12-30	1977..... ISU..... A..... 0-20	2011..... EIU..... H..... 33-26
1941..... ISU..... H..... 7-26	1978..... EIU..... H..... 42-7	2012..... ISU 20T A..... 51-54
1942..... ISU..... H..... 0-32	1979..... EIU..... A..... 24-0	
1945..... ISU..... A..... 6-12	1980..... EIU..... H..... 31-14	

GAME 4... at Northern Illinois

6 pm (CST) / September 21, 2013 /
 Huskie Stadium / DeKalb, Ill.

School / Location Northern Illinois University / DeKalb, Ill.
 Year Founded / Enrollment 1895 / 23,850
 Nickname / Colors Huskies / Cardinal & Black
 Stadium / Capacity / Turf Huskie Stadium (24,000) / Field Turf
 Conference / Affiliation Mid-American Conference / NCAA FBS

Head Coach Rod Carey (Indiana, 1993)
 Northern Illinois Record / Years.. 0-1 (first year / coached Orange Bowl)
 Career Record / Years Same
 Football Office (815) 753-9513

Sports Information (Football Contact) Donna Turner
 Email donnaturner@niu.edu
 SID Office Phone (815) 753-9513
 Press box (815) 753-0609
 Website niuhuskies.com

All-Time Series Numbers 36th meeting / NIU leads 10-24-1
 Longest EIU Win Streak / Years 3 (1954-56)
 Longest NIU Win Streak / Years 6 (1933-39 & 1962-65, 1990, 1994)

2012 Record (Conference/Finish) 12-2 (8-0, 1st MAC)
 Letterwiners Returning/Lost 50/15
 Starters Returning/Lost 14/10

2013 SCHEDULE



Aug 31..... at Iowa
 Sept 14..... at Idaho
 21..... Eastern Illinois
 28..... at Purdue
 Oct 5..... at Kent State •
 12..... Akron •
 19..... at Central Michigan •
 26..... Eastern Michigan •
 Nov 2..... at Massachusetts •
 13..... Ball State •
 20..... at Toledo •
 26..... Western Michigan •

• Mid-American Conference Game

ALL-TIME EIU/NIU SERIES HISTORY

1902..... NIU..... A..... 0-10	1998..... EIU..... A..... 24-10
1903..... EIU..... H..... 29-0	
1933..... NIU..... A..... 6-12	
1934..... NIU..... H..... 12-18	
1935..... NIU..... A..... 0-49	
1937..... NIU..... H..... 6-24	
1938..... NIU..... A..... 0-7	
1939..... NIU..... A..... 6-22	
1940..... EIU..... A..... 12-0	
1941..... NIU..... H..... 0-19	
1944..... NIU..... A..... 6-25	
1945..... EIU..... H..... 19-14	
1946..... NIU..... A..... 0-26	
1947..... NIU..... A..... 6-25	
1948..... EIU..... H..... 15-6	
1949..... NIU..... A..... 14-40	
1950..... EIU..... H..... 34-13	
1951..... NIU..... H..... 7-21	
1952..... EIU..... A..... 7-0	
1953..... NIU..... H..... 6-19	
1954..... EIU..... A..... 28-9	
1955..... EIU..... H..... 14-0	
1956..... EIU..... A..... 13-6	
1957..... NIU..... H..... 20-27	
1958..... NIU..... A..... 12-24	
1959..... NIU..... H..... 6-38	
1960..... NIU..... A..... 20-28	
1961..... Tie..... H..... 20-20	
1962..... NIU..... A..... 0-21	
1963..... NIU..... H..... 0-43	
1964..... NIU..... A..... 14-35	
1965..... NIU..... H..... 11-20	
1990..... NIU..... A..... 17-28	
1994..... NIU..... A..... 17-49	

GAME 5... EASTERN KENTUCKY

1:30 pm (CST) / September 28, 2013 / ESPN3
 O'Brien Field / Charleston, Ill.

School / Location Eastern Kentucky University / Richmond, Ky.
 Year Founded / Enrollment 1906 / 16,515
 Nickname / Colors Colonels / Maroon & White
 Stadium / Capacity / Turf Roy Kidd Stadium (20,000) / Synthetic Turf
 Conference / Affiliation Ohio Valley / NCAA FCS

Head Coach Dean Hood (Ohio Wesleyan, 1986)
 Eastern Kentucky Record / Years 34-23 (29-10 OVC) - 5 years
 Career Record / Years Same
 Football Office (859) 622-2146

Sports Information (Football Contact) Michael Clark
 Email michael.clark@eku.edu
 SID Office Phone (859) 622-6170
 Press box (859) 622-2226
 Website ekusports.com

All-Time Series Numbers 21st meeting / EKU leads 12-8
 Longest EIU Win Streak / Years 4 (1999-2002)
 Longest EKU Win Streak / Years 5 (2007-11)

2012 Record (Conference/Finish) 8-3 (6-2 / T2nd OVC)
 Letterwiners Returning/Lost 42/19
 Starters Returning/Lost 13/12

2013 SCHEDULE



Aug 29..... Robert Morris
 Sept 7..... at Louisville
 14..... Coastal Carolina
 21..... at Morehead State
 28..... at Eastern Illinois •
 Oct 5..... Austin Peay •
 19..... Tennessee Tech •
 26..... at Southeast Missouri •
 Nov 2..... Tennessee State •
 9..... at Jacksonville State •
 16..... UT Martin •
 23..... at Murray State •

• Ohio Valley Conference Game

ALL-TIME EIU/EKU SERIES HISTORY

1947..... EKU..... 13-14
1948..... EKU..... 14-25
1986..... EKU..... H..... 22-24
... NCAA I-AA Quarterfinal
1996..... EIU..... H..... 45-21
1997..... EKU..... H..... 7-49
1998..... EKU..... A..... 24-28
1999..... EIU..... A..... 20-14
2000..... EIU..... H..... 49-6
2001..... EIU..... A..... 21-17
2002..... EIU..... H..... 25-24
2003..... EKU..... A..... 0-41
2004..... EKU..... A..... 6-49
2005..... EIU..... H..... 53-22
2006..... EIU..... A..... 28-21
2007..... EKU..... H..... 21-28
2008..... EKU..... A..... 7-20
2009..... EKU..... H..... 31-36
2010..... EKU..... A..... 7-35
2011..... EKU..... H..... 16-48
2012..... EIU..... A..... 24-7

GAME 6... at Austin Peay

6 pm (CST) / October 10, 2013 / OVC Digital Network.....
Governors Stadium / Clarksville, Tenn.

School / Location Austin Peay State University / Clarksville, Tenn.
Year Founded / Enrollment..... 1927 / 10,723
Nickname / Colors Governors / Red & White
Stadium / Capacity / Turf .. Governors Stadium (10,000) / Polytan Mega
Conference / Affiliation..... Ohio Valley / NCAA FCS

Head Coach..... Kirby Cannon (Missouri State, 1981)
Austin Peay Record / Years..... First year
Career Record / Years..... 35-86 (11)
Football Office (931) 221-7905

Sports Information (Football Contact)..... Brad Kirtley
Email..... kirtleyb@apsu.edu
SID Office Phone..... (931) 221-7561
Press box..... (931) 221-7191
Website..... apsugovernors.com

All-Time Series Numbers..... 14th meeting / EIU leads 10-3
Longest EIU Win Streak / Years 6 (1988-97)
Longest APSU Win Streak / Years..... 2 (1958-59)

2012 Record (Conference/Finish)2-9 (1-7 / T8th OVC)
Letterwiners Returning/Lost..... 58/14
Starters Returning/Lost..... 18/7

2013 SCHEDULE



Aug 31..... at Tennessee
Sept 7..... at Vanderbilt
14..... at Chattanooga
21..... at Ohio
Oct 5..... at Eastern Kentucky •
10..... Eastern Illinois •
19..... at Murray State •
26..... UT Martin •
Nov 2..... Jacksonville State •
9..... at Tennessee State •
16..... Southeast Missouri •
23..... at Tennessee Tech •

• Ohio Valley Conference Game

ALL-TIME EIU/APSU SERIES HISTORY

1958 APSU A6-21
1959 APSU H8-12
1988 EIU H44-0
1989 EIU A36-0
1992 EIU A14-9
1995 EIU A31-13
1996 EIU A42-7
1997 EIU H42-14
2008 APSU H13-15
2009 EIU A30-20
2010 EIU H28-10
2011 EIU A19-10
2012 EIU H65-15

GAME 7... SOUTHEAST MISSOURI

1:30 pm (CST) / October 19, 2013 / WEIU TV
O'Brien Field / Charleston, Ill.

School / Location Southeast Missouri State University / Cape Girardeau, Mo.
Year Founded / Enrollment..... 1873 / 11,510
Nickname / Colors Redhawks / Red & Black
Stadium / Capacity / Turf Houck Stadium (10,000) / Fieldturf
Conference / Affiliation..... Ohio Valley / NCAA FCS

Head Coach..... Tony Samuel (Nebraska, 1981)
Southeast Missouri Record / Years 28-51 (17-38) - 7 years
Career Record / Years62-108 (15)
Football Office (573) 651-2561

Sports Information (Football Contact) Jeff Honza
Email..... jhonza@semo.edu
SID Office Phone..... (573) 651-2933
Press box..... (573) 651-2191
Website..... gosoutheast.com

All-Time Series Numbers.....21st meeting / EIU leads 14-6
Longest EIU Win Streak / Years6 (2004-09)
Longest SEMO Win Streak / Years..... 2 (1956-57 / 2010-11)

2011 Record (Conference/Finish).....3-8 (2-6 / 7th OVC)
Letterwiners Returning/Lost..... 40/23
Starters Returning/Lost..... 10/15

2013 SCHEDULE



Aug 29..... at Southeastern Louisiana
Sept 7..... at Mississippi
21..... vs. Southern Illinois
28..... UT Martin •
Oct 5..... at Tennessee State •
12..... Murray State •
19..... at Eastern Illinois •
26..... Eastern Kentucky •
Nov 2..... Urbana
9..... Tennessee Tech •
16..... at Austin Peay •
23..... at Jacksonville State •

• Ohio Valley Conference Game

ALL-TIME EIU/SEMO SERIES HISTORY

1956 SE A13-46
1957 SE A0-41
1995 EIU H34-18
1996 EIU A41-21
1997 EIU A32-7
1998 EIU H35-33
1999 SE A38-45
2000 EIU H38-9
2001 EIU H12-0
2002 EIU A44-27
2003 SE A17-30
2004 EIU H35-28
2005 EIU A48-24
2006 EIU H21-0
2007 EIU A31-16
2008 EIU H24-21
2009 EIU A23-14
2010 SE H13-28
2011 SE A30-37
2012 EIU H39-20

GAME 8... at Tennessee State

4 pm (CST) / October 26, 2013 / OVC Digital Network.....
.....LP Field / Nashville, Tenn.

School / Location..... Tennessee State University / Nashville, Tenn.
Year Founded / Enrollment..... 1912 / 9,165
Nickname / Colors..... Tigers / Royal Blue & White
Stadium / Capacity / Turf..... LP Field (69,143) / Grass
Conference / Affiliation..... Ohio Valley / NCAA FCS

Head Coach..... Ron Reed (Tennessee State, 1989)
Tennessee State Record / Years..... 16-17 (8-14 OVC) - 3 years
Career Record / Years..... Same
Football Office..... (615) 963-5674

Sports Information (Football Contact)..... Alex Mitchell
Email..... jtmitch18@tnstate.edu
SID Office Phone..... (615) 963-5674
Press box..... (615) 565-4450
Website..... tsutigers.com

All-Time Series Numbers..... 16th meeting / EIU leads 8-7
Longest EIU Win Streak / Years..... 4 (2004-07)
Longest TSU Win Streak / Years..... 3 (1982, 1998-99)

2012 Record (Conference/Finish)..... 8-3 (4-3 / 5th OVC)
Letterwiners Returning/Lost..... 64/17
Starters Returning/Lost..... 22/4



2013 SCHEDULE

Sept 1..... Bethune-Cookman
7..... at Florida A&M
14..... vs. Jackson State
21..... at Tennessee Tech •
28..... vs. Central State
Oct 5..... Southeast Missouri •
12..... at Jacksonville State •
19..... at UT Martin •
26..... Eastern Illinois •
Nov 2..... at Eastern Kentucky •
9..... Austin Peay •
16..... Murray State •

• Ohio Valley Conference Game

ALL-TIME EIU/TSU SERIES HISTORY

1982*..... TSU..... A..... 19-20
... NCAA I-AA Quarterfinal
1998..... TSU..... H..... 21-27
1999..... TSU..... A..... 25-43
2000..... EIU..... H..... 33-19
2001..... EIU..... H..... 52-49
2002..... EIU..... A..... 54-48
2003..... TSU..... A..... 14-24
2004..... EIU..... H..... 34-24
2005..... EIU..... A..... 27-3
2006..... EIU..... H..... 29-3
2007..... EIU..... A..... 38-35
2008..... TSU..... A..... 24-45
2009..... TSU..... H..... 10-21
2010..... EIU..... A..... 31-28 ot
2011..... TSU..... H..... 17-18

* - later forfeited by the NCAA due to ineligible TSU player

GAME 9... TENNESSEE TECH

12 pm (CST) / November 2, 2013 / WEIU TV.....
.....O'Brien Field / Charleston, Ill.

School / Location..... Tennessee Tech University / Cookeville, Tenn.
Year Founded / Enrollment..... 1915 / 11,385
Nickname / Colors..... Golden Eagles / Purple & Gold
Stadium / Capacity / Turf..... Tucker Stadium (16,500) / Turf
Conference / Affiliation..... Ohio Valley / NCAA FCS

Head Coach..... Watson Brown (Vanderbilt, 1973)
Tennessee Tech Record / Years..... 28-39 (19-29 OVC) - 6 years
Career Record / Years..... 122-190 (26-35 OVC) - 28 years
Football Office..... (931) 372-3920

Sports Information (Football Contact)..... Rob Schabert
Email..... rschabert@ntech.edu
SID Office Phone..... (931) 372-3088
Press box..... (931) 372-6030
Website..... www.ttusports.com

All-Time Series Numbers..... 20th meeting / EIU leads 13-6
Longest EIU Win Streak / Years..... 5 (2005-09)
Longest TTU Win Streak / Years..... 2 (1975-76 / 2010-11)

2012 Record (Conference/Finish)..... 3-8 (1-7 / T8th OVC)
Letterwiners Returning/Lost..... 48/19
Starters Returning/Lost..... 26/2



2013 SCHEDULE

Aug 29..... Cumberland
Sept 7..... at Wisconsin
14..... at Hampton
21..... Tennessee State •
28..... Indiana State
Oct 5..... at Murray State •
10..... UT Martin •
19..... at Eastern Kentucky •
26..... Jacksonville State •
Nov 2..... at Eastern Illinois •
9..... at Southeast Missouri •
23..... Austin Peay •

• Ohio Valley Conference Game

ALL-TIME EIU/TTU SERIES HISTORY

1975..... TTU..... A..... 0-37
1976..... TTU..... H..... 14-41
1996..... EIU..... A..... 35-27
1997..... EIU..... A..... 10-7
1998..... EIU..... H..... 13-6
1999..... TTU..... H..... 7-14
2000..... EIU..... A..... 27-16
2001..... EIU..... H..... 44-33
2002..... EIU..... A..... 35-28
2003..... EIU..... H..... 37-10
2004..... TTU..... A..... 37-40 (ot)
2005..... EIU..... H..... 31-20
2006..... EIU..... A..... 38-14
2007..... EIU..... H..... 45-24
2008..... EIU..... A..... 38-20
2009..... EIU..... H..... 23-15
2010..... TTU..... A..... 20-34
2011..... TTU..... H..... 20-31
2012..... EIU..... A..... 31-24

GAME 10... at Murray State

12 pm (CST) / November 9, 2013 / OVC Digital Network.....
Stewart Stadium / Murray, Ky.

School / Location..... Murray State University / Murray, Ky.
Year Founded / Enrollment..... 1922 / 10,500
Nickname / Colors..... Racers / Navy & Gold
Stadium / Capacity / Turf..... Stewart Stadium (16,800) / Field Turf
Conference / Affiliation..... Ohio Valley / NCAA FCS

Head Coach..... Chris Hatcher (Valdosta State, 1995)
Murray State Record / Years..... 18-15 (14-10 OVC) - 3 years
Career Record / Years..... 112-42 (13)
Football Office..... (270) 809-6181

Sports Information (Football Contact)..... John Brush
Email..... john.brush@murraystate.edu
SID Office Phone..... (270) 809-7044
Press box..... (270) 809-6811
Website..... goracers.com

All-Time Series Numbers..... 29th meeting / EIU leads 15-13
Longest EIU Win Streak / Years..... 7 (2003-09)
Longest MSU Win Streak / Years..... 5 / 1994 & 1996-99

2011 Record (Conference/Finish).....5-6 (4-4 / 6th OVC)
Letterwiners Returning/Lost..... 45/15
Starters Returning/Lost..... 19/6



2013 SCHEDULE

Aug 31..... at Missouri
Sept 7..... Campbellsville
14..... Missouri State
21..... at Bowling Green
28..... at Jacksonville State •
Oct 5..... Tennessee Tech •
12..... at Southeast Missouri •
19..... Austin Peay •
Nov 2..... at UT Martin •
9..... **Eastern Illinois •**
16..... at Tennessee State •
23..... Eastern Kentucky •

• Ohio Valley Conference Game

ALL-TIME EIU/MUR SERIES HISTORY

1946..... MSU.....13-38
1974..... MSU.....A.....0-13
1975..... EIU.....H.....14-6
1977..... MSU.....A.....7-35
1978..... EIU.....H.....35-14
1986..... EIU.....H.....28-21
... NCAA I-AA First Round
1990..... MSU.....A.....10-14
1991..... MSU.....A.....27-28
1992..... EIU.....H.....48-9
1993..... EIU.....A.....34-17
1994..... MSU.....H.....15-31
1996..... MSU.....H.....28-35
1997..... MSU.....A.....17-24
1998..... MSU.....H.....21-35
1999..... MSU.....A.....32-37
2000..... EIU.....H.....48-7
2001..... EIU.....H.....37-6
2002..... MSU.....A.....35-37
2003..... EIU.....A.....27-17
2004..... EIU.....H.....24-9
2005..... EIU.....A.....35-28
2006..... EIU.....H.....20-10
2007..... EIU.....A.....27-24
2008..... EIU.....H.....34-6
2009..... EIU.....A.....16-10
2010..... MSU.....H.....28-38
2011..... MSU.....A.....27-36
2012..... EIU.....H.....50-49 (ot)

GAME 11... JACKSONVILLE STATE

12 pm (CST) / November 16, 2013 / ESPN3.....
O'Brien Field / Charleston, Ill.

School / Location..... Jacksonville State University / Jacksonville, Ala.
Year Founded / Enrollment..... 1883 / 9,504
Nickname / Colors..... Gamecocks / Red & White
Stadium / Capacity / Turf.. Snow Memorial Stadium (24,000) / Pro-Grass
Conference / Affiliation..... Ohio Valley / NCAA FCS

Head Coach..... Bill Clark (Jacksonville State, 1990)
Jacksonville State Record / Years..... First year
Career Record / Years..... Same
Football Office..... (256) 782-5365

Sports Information (Football Contact)..... Greg Seitz
Email..... gseitz@jsu.edu
SID Office Phone..... (256) 782-5279
Press box..... (256) 782-5585 or 5586
Website..... jsugamecocksports.com

All-Time Series Numbers.....11th meeting / Series tied 5-5
Longest EIU Win Streak / Years..... 3 (2005-07)
Longest JSU Win Streak / Years.....2 (2003-04 / 2010-11)

2012 Record (Conference/Finish).....6-5 (5-3 / 4th OVC)
Letterwiners Returning/Lost..... 53/23
Starters Returning/Lost..... 16/11



2013 SCHEDULE

Aug 31..... at Alabama State
Sept 7..... Jacksonville
14..... North Alabama
21..... at Georgia State
28..... Murray State •
Oct 5..... at UT Martin •
12..... Tennessee State •
26..... at Tennessee Tech •
Nov 2..... at Austin Peay •
9..... Eastern Kentucky •
16..... **at Eastern Illinois •**
23..... Southeast Missouri •

• Ohio Valley Conference Game

ALL-TIME EIU/JSU SERIES HISTORY

2003..... JSU.....A.....24-36
2004..... JSU.....H.....21-31
2005..... EIU.....A.....10-6
2006..... EIU.....H.....28-24
2007..... EIU.....A.....37-23
2008..... JSU.....H.....10-23
2009..... EIU.....A.....28-20
2010..... JSU.....H.....23-28
2011..... JSU.....A.....21-28
2012..... EIU.....H.....31-28

GAME #12... at UT Martin

1 pm (CST) / Nov. 23, 2013 / ESPN3
..... Graham Stadium / Martin, Tenn.

School / Location..... University of Tennessee at Martin / Martin, Tenn.
Year Founded / Enrollment..... 1900 / 8,400
Nickname / Colors..... Skyhawks / Navy Blue & Orange
Stadium / Capacity / Turf..... Hardy M. Graham Stadium (7,500) / Fieldturf
Conference / Affiliation..... Ohio Valley / NCAA FCS

Head Coach..... Jason Simpson (Southern Mississippi, 1995)
UTM Record / Years 45-34 (35-20 OVC) - 7 years
Career Record / Years..... Same
Football Office (731) 881-7670

Sports Information (Football Contact) Ryne Rickman
Email..... rrickman@utm.edu
SID Office Phone..... (731) 881-7632
Press box..... (731) 881-7694 or 7632
Website..... utmsports.com

All-Time Series Numbers..... 19th meeting / EIU leads 12-6
Longest EIU Win Streak / Years 9 (1995-2003)
Longest UTM Win Streak / Years 3 (2010-12)

2011 Record (Conference/Finish)..... 8-3 (6-2 / T2nd)
Letterwiners Returning/Lost..... 66/22
Starters Returning/Lost..... 12/10



2013 SCHEDULE

Aug 29..... at Chattanooga
Sept 7..... at Boise State
14..... Central Arkansas
28..... at Southeast Missouri •
Oct 5..... Jacksonville State •
12..... at Tennessee Tech •
19..... Tennessee State •
26..... at Austin Peay •
Nov 2..... Murray State •
9..... at Memphis
16..... at Eastern Kentucky •
23..... EASTERN ILLINOIS •

• Ohio Valley Conference Game

ALL-TIME EIU/UTM SERIES HISTORY

1995 EIU H30-22
1996 EIU A38-0
1997 EIU H42-6
1998 EIU A56-35
1999 EIU H42-21
2000 EIU A42-7
2001 EIU A56-16
2002 EIU H55-43
2003 EIU H29-12
2004 UTM A14-32
2005 EIU H26-7
2006 UTM A15-9
2007 EIU H29-23
2008 UTM A26-29
2009 EIU H49-13
2010 UTM A10-20
2011 UTM H23-24
2012 UTM A37-51

GAMES #13-16 ... NCAA FCS PLAYOFFS

November 30, 2013 - January 4, 2014.....
..... Campus Sites / Frisco, Texas

Locations Campus Sites & Frisco, Texas
Stadium / Capacity / Turf Pizza Hut Park / 21,193 / Grass

First Year of NCAA FCS (I-AA) Championship 1978 / 35th year

EIU Stadium / Capacity / Turf O'Brien / 10,000 / Pro-Grass
EIU Stadium Ticket Info (217) 581-2106
EIU Stadium Press Box (217) 581-7770

Ticket Info (214) 705-6700
Press Box TBA
Championship Website..... ncaafootball.com

EIU's All-Time Playoff Numbers..... 3-14 overall / 14 appearances
1982, 1983, 1986, 1989, 1995, 1996, 2000
2001, 2002, 2005, 2006, 2007, 2009, 2012

EIU Home Playoff Record / Last..... 2-4 overall / 2006
EIU Road Playoff Record / Last..... 1-10 overall / 2012

NCAA NATIONAL FOOTBALL CHAMPIONSHIP

JANUARY 4, 2014

PIZZA HUT PARK - FRISCO, TEXAS



In 2013 the NCAA Football Championship Subdivision will expand its playoffs to include 24 teams up from 20 team. It marks the second expansion since 2010 when the field expanded to 20 teams. The last playoff expansion prior to 2000 was in 1986 when the field moved from 12 to 16 teams. Eleven conferences will now have automatic bids to the playoffs with 13 at-large bids. The Pioneer League was added to the conferences that now have an automatic bid. The Big South Conference and Northeast Conference regular-season champions were included to the FCS playoff field when during the 2010 expansion joining the eight FCS leagues with previous automatic berths. Those leagues include the Big Sky, Colonial, Missouri Valley, MEAC, Ohio Valley, Patriot, Southern and Southland Conferences. Two additional leagues - the Ivy League and the SWAC - also play at the FCS level but do not participate in the FCS playoffs. As part of the expansion the first weekend of the playoffs features eight first round games with the top eight national seeds receiving a first round bye. The FCS National Championship will once again be played in January at Pizza Hut Park in Frisco, Texas. In 2011 Eastern Washington defeated Delaware to win the first January-contest FCS National Championships game. North Dakota State has beaten Sam Houston State in the last two national championship games played in Frisco in 2012 and 2013

Saturday - November 30 - FCS First Round

Saturday - December 7 - FCS Second Round

Saturday - December 14 - FCS Quarterfinals

Friday/Saturday - December 20/21 - FCS Semifinals

January 4, 2014 - FCS National Championship

ALL-TIME RECORD VERSUS ALL OPPONENTS

OPPONENT	W-L-T	LAST	OPPONENT	W-L-T	LAST
Akron.....	3-3	1989	Marshall.....	0-1	1992
Augustana (SD).....	1-0	1980	McKendree.....	6-2	1938
Austin Peay.....10-3.....2012			McNeese State.....	0-2	1993
Ball State.....	3-3	1960	Merom College.....	2-0	1925
Blackburn.....	4-1-1	1924	Middle Tennessee.....	2-1	1998
Boise State.....	0-1	1988	Millikin.....	10-19-2	1948
Bradley.....	0-3-1	1968	Missouri.....	0-1	2003
Brigham Young.....	0-1	2005	Missouri-Rolla.....	2-0	1975
Butler.....	3-3	1979	Missouri State.....	13-5-1	1995
UC Davis.....	1-0	1978	Montana.....	0-1	1989
California (PA).....	1-0	2003	Murray State.....15-13.....2012		
Cal Poly.....	0-1	1980	Navy.....	0-1	1993
Cameron (OK).....	1-1	1977	North Alabama.....	1-0	1980
Central Arkansas.....	0-2	2012	Northeast Missouri.....	10-6	1987
Central Florida.....	0-2	1999	Northern Colorado.....	1-0	1980
Central Michigan.....	2-22	2008	Northern Illinois.....10-24-1.....1994		
Central Missouri.....	1-6	1976	Northern Iowa.....	6-14-1	1996
Central State (OH).....	6-2	1995	Northern Michigan.....	5-5	1986
Delaware.....	1-0	1978	Northwestern.....	0-1	2011
Delaware State.....	1-0	1981	Northwest Missouri.....	1-0	1951
Delta State.....	1-1	1974	NW Louisiana.....	2-1	1993
Eastern Kentucky.....8-12.....2012			Northwood Institute.....	0-2	1966
Eastern Michigan.....	5-10	2004	Oakland City.....	5-0	1937
Eastern Washington.....	1-0	1991	Penn State.....	0-1	2009
Elmhurst.....	2-0	1940	Pittsburg (KS) State.....	1-0	1996
Emporia.....	0-1	1950	Purdue.....	0-1	2007
Eureka College.....	2-0	1937	Quantico Marines.....	0-1	1972
Evansville.....	3-5	1972	Quincy College.....	1-1	1950
Fairmont College.....	0-2	1970	Rose-Hulman.....	7-1-1	1928
Ferris State.....	6-2-1	1984	Saginaw Valley.....	1-0	1985
Florida Atlantic.....	2-0	2002	Samford.....	4-1	2007
Grand Valley.....	2-0	1984	San Diego State.....0-1.....2001		
Hanover.....	0-2	1933	San Jose State.....	0-1	1987
Hawai'i.....	0-3	2006	St. Joseph's (IN).....	4-1	1998
Hillsdale.....	0-2	1964	St. Viator.....	3-4	1933
Hope College.....	0-2	1963	Shurtleff.....	6-7	1933
Idaho.....	1-0	1989	South Dakota.....	3-0	1981
Illinois.....	0-2	2008	South Dakota State.....	0-1	2012
Illinois-Chicago.....	8-0	1973	Southeast Missouri.....14-6.....2012		
Illinois College.....	1-1	1936	Southern Illinois.....25-41-1.....2012		
Illinois State.....40-52-9.....2012			Stephen F. Austin.....	0-1	1995
Illinois Wesleyan.....	0-5	1948	UT Martin.....12-6.....2012		
Indiana Central.....	5-3	1942	Tennessee State.....9-7.....2011		
Indiana State.....	42-37-4	2009	Tennessee Tech.....13-6.....2012		
Iowa.....	0-1	2010	Texas-El Paso.....	0-1	1994
Iowa State.....	0-1	1991	Toledo.....	0-2	2000
Jackson State.....	1-0	1982	Wayne State.....	5-2	1979
Jacksonville State.....5-5.....2012			Western Kentucky.....	10-5	2000
Kalamazoo College.....	1-1	1955	Western Illinois.....	21-40-4	2002
Kansas.....	0-1	1985	Western Michigan.....	1-1	2012
Kansas State.....	0-1	2002	Wheaton College.....	0-2	1937
Kentucky State.....	1-0	1982	Winona State.....	1-0	1986
Kentucky Wesleyan.....	1-0	2000	WI-Milwaukee.....	3-8	1974
Liberty University.....	3-1	1989	WI-Stevens Point.....	1-1	1973
Lincoln College.....	7-1-1	1928	Wittenberg.....	0-1	1960
Lincoln (MO).....	0-1	1953	Youngstown State.....	4-9	1992
Lock Haven.....	2-0	1994			
Manchester.....	0-1	1942			

Bold Indicates 2013 Opponent

ALL-TIME EIU NCAA FCS PLAYOFF HISTORY

1982 QUARTERFINALIST Jackson State ... W 16-13 OT at Tennessee State ... L 19-20	2000 FIRST ROUND at Montana L 13-45
1983 FIRST ROUND at Indiana State... L 13-16 2OT	2001 FIRST ROUND Northern Iowa..... L 43-49
1986 QUARTERFINALIST Murray State W 28-21 Eastern Kentucky..... L 22-24	2002 FIRST ROUND at Western Illinois..... L 9-48
1989 QUARTERFINALIST at Idaho W 38-21 at Montana L 19-25	2005 FIRST ROUND Southern Illinois L 6-21
1995 FIRST ROUND at S.F. Austin L 29-34	2006 FIRST ROUND Illinois State..... L 13-24
1996 FIRST ROUND at Northern Iowa..... L 14-21	2007 FIRST ROUND at Southern Illinois..... L 11-30
	2009 FIRST ROUND at Southern Illinois..... L 7-48
	2012 FIRST ROUND at South Dakota State... L 10-58

FUTURE SCHEDULES

(All Tentative And Subject To Change)

2014 EASTERN ILLINOIS SCHEDULE

Aug. 28 at Minnesota
 Sept. 6 **SOUTHERN ILLINOIS**
 Sept. 13 at Illinois State
 Sept. 20 * **AUSTIN PEAY (FW)**
 Sept. 27 at Ohio
 Oct. 11 * at Eastern Kentucky
 Oct. 18 * at Southeast Missouri
 Oct. 25 * **TENNESSEE STATE (HC)**
 Nov. 1 * at Tennessee Tech
 Nov. 8 * **MURRAY STATE**
 Nov. 15 * at Jacksonville State
 Nov. 22 * **UT MARTIN**

Since joining the NCAA Division I ranks in 1981, Eastern Illinois has played 29 games against teams in what is currently referred to as the NCAA Football Bowl Subdivision... EIU's first contest was in 1985 against Kansas while the Panthers picked up the first of four wins against FBS teams in 1989 against Akron... EIU has traveled as far west as Hawai'i and as far east as the United States Navy Academy with all stops in between. This season EIU will play two FBS schools including one the Panthers have previously beaten as they visit San Diego State and Northern Illinois.

EIU WINS VS. FBS SCHOOLS

Sept. 25, 2004 at Eastern Michigan W 31-28
Sept. 19, 1998.....at Northern Illinois W 28-20
 Aug. 29, 1996 at Western Michigan W 28-20
 Oct. 14, 1989..... at Akron W 27-17


TOP CROWDS TO WATCH EIU

1.....Oct. 10, 2009..... at Penn State..... 104,488
 2.....Sept. 4, 2010..... at Iowa 70,585
 3.....Sept. 6, 2008..... at Illinois..... 60,131
 4.....Sept. 10, 2005..... at BYU 52,630
 5.....Sept. 8, 2007..... at Purdue 52,504
 6.....Sept. 13, 2003..... at Missouri 49,440
 7.....Sept. 14, 2002..... at Kansas State 45,642
 8.....Sept. 2, 2006..... at Illinois..... 45,555
 9.....Aug. 31, 2002..... at Hawai'i 39,958

TOP HOME EIU SEASON AVERAGES

Year Total Fans (Games)..... Avg.
 1.....1982 54,576 (6) 9,096
 2.....1979 59,000 (7) 8,430
 3.....1988 49,937 (6) 8,323
 4.....1986 63,562 (8) 7,945
 5.....2009 38,847 (5) 7,769

August 31, 2013 at San Diego State



September 21, 2013 at Northern Illinois



August 28, 2014 at Minnesota



September 27, 2014 at Ohio



EIU VERSUS THE FBS

Year	Opponent	Result	Conference
1984	at Toledo	L 17-38	Mid-American
1985	at Kansas	L 20-44	Big 12
1987	at San Jose State	L 3-24	Western Athletic
1987	at Akron	L 10-24	Independent
1989	at Akron	W 27-17	Independent
1990	at Northern Illinois	L 17-28	Independent
1991	at Iowa State	L 13-42	Big 12
1993	at Navy	L 10-31	Independent
1994	at Texas El Paso	L 20-22	Western Athletic
1994	at Northern Illinois	L 17-49	Independent
1996	at Western Michigan	W 28-20	Mid-American
1998	at Central Florida	L 0-48	Independent
1998	at Northern Illinois	W 24-10	Mid-American
1999	at Central Michigan	L 17-33	Mid-American
1999	at Hawai'i	L 27-31	Western Athletic
1999	at Central Florida	L 21-31	Independent
2000	at Toledo	L 26-31	Mid-American
2001	at San Diego State	L 7-40	Mountain West
2002	at Hawai'i	L 36-61	Western Athletic
2002	at Kansas State	L 13-63	Big 12
2003	at Missouri	L 0-37	Big 12
2004	at Eastern Michigan	W 31-28	Mid-American
2005	at BYU	L 10-45	Mountain West
2006	at Illinois	L 17-42	Big Ten
2006	at Hawai'i	L 9-44	Western Athletic
2007	at Purdue	L 6-52	Big Ten
2008	at Central Michigan	L 12-31	Mid-American
2008	at Illinois	L 21-47	Big Ten
2009	at Penn State	L 3-52	Big Ten
2010	at Iowa	L 7-37	Big Ten
2011	at Northwestern	L 21-42	Big Ten
2012	at Western Michigan	L 21-52	Mid-American

Now in its 66th year, the Ohio Valley Conference continues to build on the success that has made it the nation's eighth-oldest NCAA Division I conference.

In May 2011 the Conference expanded for the second time in four years, adding Belmont University which begins competition in the 2012-13 academic year. The addition of Belmont gives the OVC 12 members, the most the league has had at one time in its illustrious history. The move added a second team in the city of Nashville and was the first addition to the league since Southern Illinois University Edwardsville joined in 2008.

The 2009-10 school year saw a change in leadership as Beth DeBauche was named the seventh full-time Commissioner in league history on July 28, 2009. She is currently one of just five females to be the head of a Division I conference, and one of just eight to lead a Division I conference all-time. The last three commissioners of the OVC have moved onto jobs as the commissioner of the Big Ten, Big 12 and the Mid-American Conferences.

The OVC's proud past dates back to 1948, but seeds for the new league were actually planted in 1941. It was then that Roy Stewart, the athletics director at Murray State, Charles (Turkey) Hughes, the athletics director at Eastern Kentucky, and Kelly Thompson, the public relations director at Western Kentucky, first broached the idea of forming a new conference. Discussions were put on hold by World War II, but reemerged Feb. 27-28, 1948 at the Kentucky Hotel in Louisville as the three original institutions combined with Morehead State, Louisville and Evansville to form the OVC.

In the 1950's, the OVC became a pioneer on a much more significant scale socially. During times of racial segregation, league member Morehead State became one of the first non-traditionally black mid-southern institutions to accept a black student. In 1958, Marshall Banks earned athletically-related aid at Morehead, which signed a second black athlete, Howard Murphy, a year later. In 1961, Murphy earned all-conference recognition as a halfback in football. With racial barriers broken, the rest of the institutions in the league began to provide educational and athletic opportunities to African-Americans.

Through the past 64 years, 15 teams have won or shared the league's football title. The list is led by Eastern Kentucky, winner of 21 outright or shared football crowns (including sharing the title in 2011), which is tied for the most in Football Championship Subdivision history (with Massachusetts). Among OVC teams, former member Middle Tennessee is next with 11 titles, followed by Tennessee Tech with 10, and Murray State and former member Western Kentucky with eight apiece. Eastern Illinois has claimed five football crowns and Jacksonville State has three, while Morehead State, Tennessee State and former members Evansville and East Tennessee State have captured two apiece. Austin Peay, Southeast Missouri (which captured its first crown in 2010), UT Martin and former member Youngstown State have one title apiece.

Murray State and Evansville tied for the initial football championship, and the Racers participated in the first-ever bowl game by an OVC team, tying Sul Ross State 21-21 in the 1948 Tangerine Bowl. From 1948 to 1975, OVC teams played in 15 bowl games, winning eight of them. Eastern Kentucky and Western Kentucky were also participants in the NCAA Division II playoffs in the early and mid-1970s prior to the NCAA's reclassification of football programs into Division I-AA. The term "I-AA" lasted until the end of the 2006 season when it was changed to Division I Football Championship Subdivision (FCS).

The first Division I-AA/FCS football playoff was held in 1978 with only four teams, which is the only year through present day that the OVC did not field a playoff representative. In 1979, four of the nation's top teams were invited to the playoffs, and two of them - Eastern Kentucky and Murray State - were from the OVC. Murray dropped its semifinal game to Lehigh, but the Colonels nipped Nevada-Reno in double overtime and claimed the national championship a week later with a 30-7 victory over Lehigh. EKV was coached by former All-America quarterback Roy Kidd, who was in his 16th year at the helm of his alma mater and who skipped the Colonels to a second national title three years later. Following the 2002 season, Kidd retired after 39 years at EKV; upon retirement, he ranked sixth all-time among Division I coaches with 315 victories, earning him a spot in the College Football Hall of Fame. EKV's 20 FCS playoff appearances are the second for the most all-time (behind only Montana).

In addition to Kidd, other coaching legends in the OVC include Charles "Bubber" Murphy, who coached at Middle Tennessee from 1947-1968, Western Kentucky's Jimmy Feix (1968-83), Wilburn Tucker (1954-67) and Don Wade (1968-82) of Tennessee Tech, Bill Ferguson (1967-77) of Murray State, Guy Penny (1959-67) of Morehead State and Boots Donnelly (1977-78 at Austin Peay; 1979-1998 at Middle Tennessee). Following the 2011 season Eastern Illinois head coach Bob Spoo retired following 25 years at the school (the last 16 as members of the OVC). In his time as an OVC coach he compiled 92 total victories (fifth-most in league history) and 68 OVC wins (fourth-most in league history) and was inducted into the OVC Hall of Fame in 2012.

A sampling of former OVC football stars, some of whom were All-Americans during their collegiate careers before achieving stardom at the professional ranks, include Jim Youngblood and Larry Schreiber (Tennessee Tech), Phil Simms (Morehead State), Virgil Livers and Dale Lindsey (Western Kentucky), Myron Guyton and Chad Bratzke (Eastern Kentucky), Cortland Finnegan (Samford) and Tony Romo (Eastern

Illinois). In 2008, former Tennessee State standout Dominique Rodgers-Cromartie became just the fourth NFL First Round draft pick in OVC history when he was selected 16th overall by the Arizona Cardinals. He would break into the starting lineup halfway through his rookie season and started at cornerback for the Cardinals in Super Bowl XLIII. The OVC has had at least one former player named a NFL Pro Bowl selection in four of the past six seasons.

In the late 1970's, women's athletics began somewhat of a rebirth on the national scene as the NCAA began sponsoring and marketing women's sports. Recognizing the need to provide increased opportunities for female athletes, the OVC established women's championships in the sports of basketball, tennis and track in 1977, with cross country and volleyball added over the next four years. Those sports were initially governed by the Association of Intercollegiate Athletics for Women, but the overall strength of women's programs in the league was demonstrated by the automatic bids the OVC instantly received when the NCAA became the governing body in 1982.

Through the early years of the league, administrators wrestled with fan behavior due to the close proximity of the conference members and the intense rivalries which developed. Just as it did decades ago, the OVC took the leadership role on what has become a national issue. In 1995, the OVC implemented a first-of-its-kind "Sportsmanship Statement," a policy which promotes principles of fair play, ethical conduct and respect for one's opponent. The statement has become a model for others to follow across the nation, and has answered the challenge of the NCAA Presidents Commission to improve sportsmanship in collegiate athletics.

Additionally, the OVC annually presents the Steve Hamilton Sportsmanship Award, in honor of the former Morehead State student-athlete, coach and athletics director, to a junior or senior student-athlete with significant athletic contributions who best exemplifies the characteristics of sportsmanship and citizenship. Most recently, the Conference has also implemented the OVC Institutional and Team Sportsmanship Awards, which are presented to one institution and 16 sport-specific teams voted by their peers to have best exhibited the standards of sportsmanship and ethical conduct as outlined by the OVC and NCAA.

Over its 64 years, OVC teams have garnered national championships and bowl games in football, along with national team or individual titles in the sports of rifle, cross country, track and golf.

The playing field isn't the only place where OVC athletes are working hard. The league also recognizes excellence in the classroom. Six Scholar-Athlete Awards are presented yearly to male and female athletes, while others are commended for their academic success by being Medal of Honor recipients or earning a spot on the Commissioner's Honor Roll. Additionally, the league annually presents one institutional academic achievement award, as well as separate team awards in each Conference-sponsored sport.

The vision of leadership demonstrated by the Founding Fathers in 1948 remains alive today as the Ohio Valley Conference prepares for the future. One example is in regard to the current trend in collegiate athletics administration for increased involvement of university presidents in setting policies and making rules. The presidents of OVC institutions, however, have always governed the Conference, long before presidential governance became a national theme.

The Ohio Valley Conference sponsors the following sports: baseball, basketball, cross country, football, golf, tennis and track for men, and basketball, cross country, golf, soccer, softball, tennis, track and volleyball for women. In addition, the OVC also sponsors the combined men's and women's sport of rifle.

Starting its 65th season, the Ohio Valley Conference has grown significantly from its humble beginnings while increasing the number of athletics opportunities it provides for students. The leagues membership includes charter members Eastern Kentucky University, Morehead State University and Murray State University, along with Austin Peay State University, Belmont University, Eastern Illinois University, Jacksonville State University, Southeast Missouri State University, Southern Illinois University Edwardsville, Tennessee State University, Tennessee Technological University and the University of Tennessee at Martin.

OVC Administrative Staff

Beth DeBauche - Commissioner
Brad Walker - Assoc. Commissioner for Operations/Chief Operating Officer
Jennifer Gibbs - Assistant Commissioner for Championships/SWA
Kyle Schwartz - Assistant Commissioner for Media Relations
Brian Pulley - Assistant Commissioner for External Affairs
Matthew Banker - Assistant Commissioner for Institutional Services
Heather Brown - Director of Media Relations
Jon Kuka - OVC IMG Sports Marketing
Jenny Kulchar - Administrative Assistant

Media Relations Contact:

Kyle Schwartz - kschwartz@ovc.org
Heather Brown - hbrown@ovc.org

THE OHIO VALLEY CONFERENCE

215 Centerview Drive, Suite 115
Brentwood, TN 37027

(615) 371-1698 (phone)
(615) 371-1788 (fax)

www.ovcsports.com



2012 Ohio Valley Conference Standings

Team	Conference			Points			Overall			Points			Home	Away	Neut	Streak
	W	L	T	For	Opp	Pct	W	L	T	For	Opp	Pct				
Eastern Illinois *+	6	1	0	277	194	.857	7	5	0	438	434	.583	5-0	2-5	0-0	Lost 2
UT Martin	6	2	0	319	265	.750	8	3	0	369	323	.727	4-1	4-2	0-0	Won 1
Eastern Kentucky	6	2	0	279	157	.750	8	3	0	344	239	.727	4-1	4-2	0-0	Won 2
Jacksonville State	5	3	0	271	261	.625	6	5	0	322	357	.545	5-0	1-5	0-0	Lost 1
Tennessee State	4	3	0	201	198	.571	8	3	0	317	251	.727	5-0	2-3	1-0	Lost 2
Murray State	4	4	0	380	321	.500	5	6	0	431	455	.455	3-2	2-4	0-0	Won 1
Southeast Missouri	2	6	0	212	275	.250	3	8	0	283	366	.273	2-3	1-5	0-0	Lost 3
Tennessee Tech	1	7	0	250	325	.125	3	8	0	347	433	.273	3-3	0-5	0-0	Lost 1
Austin Peay	1	7	0	151	344	.125	2	9	0	224	435	.182	2-3	0-6	0-0	Won 1

* OVC Regular Season Champions + NCAA FCS Playoff Participant

2012 OVC INDIVIDUAL LEADERS

RUSHING	CI	G	Att	Yds	Avg	TD	Long	Yds/G
1. WARD, Trabis - TSU	JR	11	309	1422	4.6	15	47	129.3
2. DENHAM, Matt - ECU	SR	11	287	1386	4.8	14	73	126.0
3. TERRELL, Levi - SEMO	SR	11	231	1349	5.8	6	52	122.6
4. JAMES, DaMarcus - JSU	SO	9	143	867	6.1	6	60	96.3
5. WALKER, Jake - EIU	SR	12	232	1133	4.9	12	43	94.4

PASSING AVG/GAME	CI	G	Att	Cmp	Int	Pct.	Yds	TD	Avg/G
1. BROCKMAN, Casey - MUR	SR	11	517	359	10	69.4	3729	28	339.0
2. GAROPPOLO, Jimmy - EIU	JR	12	540	331	15	61.3	3823	31	318.6
3. CARR, Derek - UTM	SR	11	415	264	8	63.6	3276	31	297.8
4. GERMAN, Michael - TSU	SO	11	358	215	10	60.1	2751	18	250.1
5. PRYOR, T.J. - ECU	SR	10	213	123	3	57.7	1929	15	192.9

RECEIVE YDS/GAME	CI	G	Rec	Yds	TD	Long	Avg/C	Yds/G
1. LORA, Erik - EIU	JR	12	136	1664	12	50	12.2	138.7
2. POWELL, Walter - MUR	JR	11	94	1213	10	71	12.9	110.3
3. SIMS, Quentin - UTM	SR	11	86	1092	16	50	12.7	99.3
4. GOARD, Tyrone - ECU	SR	10	41	900	8	78	22.0	90.0
5. BONNER, Alan - JSU	SR	10	50	859	8	71	17.2	85.9

SCORING	CI	G	TD	XPT	FG	2XP	Pts	Pts/G
1. DENHAM, Matt - ECU	SR	11	17	0	0	2	104	9.5
2. SIMS, Quentin - UTM	SR	11	16	0	0	0	96	8.7
3. WARD, Trabis - TSU	JR	11	15	0	0	0	90	8.2
4. BENTON, Jordan - MUR	SO	11	0	53	11	0	86	7.8
5. EALEY, Washaun - JSU	SR	10	13	0	0	0	78	7.8

TACKLES	CI	G	Pos	Solo	Ast	Total	Avg/G	Sack
1. JOHNSON, Ben - UTM	JR	11	LB	60	71	131	11.9	4.0
2. PEIFFER, Blake - SEMO	SR	11	LB	60	57	117	10.6	0.0
3. THRASHER, Nick - TSU	SO	11	LB	68	37	105	9.5	1.0
4. TALLANT, Austin - TTU	SO	10	DB	28	66	94	9.4	0.0
5. GOFF, Tra'Darius - TTU	SO	11	LB	29	72	101	9.2	0.0
HAYNES, Robert - EIU	SO	11	LB	51	50	101	9.2	2.0

SACKS	CI	G	Pos	Solo	Ast	Yds	Total	Avg/G
1. DOWDELL, Artavious - EIU	SR	12	DL	7	1	41	7.5	0.62
2. KNOWLES, Robert - ECU	SR	11		5	0	32	5.0	0.45
3. MAHAN, Greg - EIU	SR	12	DL	5	0	27	5.0	0.42
4. BASS, Anthony - TSU	SO	11	DL	4	0	31	4.0	0.36
BELL, Tony - UTM	SO	11	LB	4	0	31	4.0	0.36
HUGHES, Montori - UTM	SR	11	DL	3	2	28	4.0	0.36
SMITH, Ernest - APSU	JR	11	DE	4	0	26	4.0	0.36
JOHNSON, Ben - UTM	JR	11	LB	3	2	21	4.0	0.36

2012 ALL-OVC TEAM

1st Team

Offense

QB - Casey Brockman, MSU
 RB - Matt Denham, ECU
 RB - Trabis Ward, TSU
 WR - Erik Lora, EIU
 WR - Quentin Sims, UTM
 TE - A.C. Leonard, TSU
 C - Sherman Carter, TSU
 OG - Collin Seibert, EIU
 OG - Kadeem Edwards, TSU
 OT - Aaron Adams, ECU
 OT - Rogers Gaines, TSU

K - Cameron Berra, EIU

P - Chad Zinchini, TTU
 RS - Walter Powell, MUR

Offensive Player of the Year - Erik Lora, Eastern Illinois

Defensive Player of the Year - Blake Peiffer, Southeast Missouri

Freshman of the Year - Scott Lathrop, Southeast Missouri

Coach of the Year - Dino Babers, Eastern Illinois

2nd Team

Offense

QB - Jimmy Garoppolo, EIU
 QB - Derek Carr, UTM
 RB - Jake Walker, EIU
 RB - Levi Terrell, SEMO
 WR - Tyrone Goard, ECU
 WR - Walter Powell, MUR
 TE - Sam Hendricks, EIU
 C - Kevin Kapellas, EIU
 OG - Justin Meredith, ECU
 OG - Tori Mobley, JSU
 OT - Patrick Ford, ECU
 OT - Roderick Tomlin, MUR

K - Jamin Godfrey, TSU
 P - James Satterfield, UTM
 RS - Ladarius Vanlier, TTU
 RS - Jason McNair, UTM

All Newcomer Team - (11 players not based on position)

(listed by school)

RB - Reco Williams, APSU
 LB - LeQuince McCall, EIU
 DB - Jermaine Hough, JSU
 RB - Jaamal Berry, MUR
 QB - Scott Lathrop, SEMO
 TE - A.C. Leonard, TSU
 TE - Joe Bowens, TSU
 WR - Da'Rick Rogers, TTU
 RS - Ladarius Vanlier, TTU
 P - Chad Zinchini, TTU
 WR - Jeremy Butler, UTM

1st Team

Defense

DL - Artavious Dowdell, EIU
 DL - Robert Knowles, ECU
 DL - DiMitrio Tyson, JSU
 DL - Montori Hughes, UTM
 LB - Anthony Brown, ECU
 LB - Blake Pfeiffer, SEMO
 LB - Ben Johnson, UTM
 DB - Nick Beard, EIU
 DB - Brooklyn Fox, ECU
 DB - Tylor Brock, SEMO
 DB - Steven Godbolt, DB

2nd Team

Defense

DL - Roosevelt Holliday, EIU
 DL - Pat Wertz, EIU
 DL - Shawn Shupperd, ECU
 DL - Antonio Harper, TSU
 LB - Ichiro Vance, ECU
 LB - Kevin Hamlin, ECU
 LB - Nick Thrasher, TSU
 DB - Justin Bell, ECU
 DB - Brandon Stanley, ECU
 DB - Daniel Fitzpatrick, TSU
 DB - Thad Williams, UTM

SCORING OFFENSE	G	TD	XP	2XP	DXP	FG	Saf	Pts	Avg
1. Murray State	11	57	54	1	0	11	0	431	39.2
2. Eastern Illinois	12	58	48	3	0	12	0	438	36.5
3. UT Martin	11	49	46	0	1	9	0	369	33.5
4. Tennessee Tech	11	47	47	0	0	6	0	347	31.5
5. Eastern Kentucky	11	46	42	1	0	8	0	344	31.3
6. Jacksonville State	11	42	38	1	0	10	0	322	29.3
7. Tennessee State	11	39	33	1	0	16	0	317	28.8
8. Southeast Missouri	11	34	32	0	0	15	1	283	25.7
9. Austin Peay	11	30	28	1	0	4	1	224	20.4

SCORING DEFENSE	G	TD	XP	2XP	DXP	FG	Saf	Pts	Avg
1. Eastern Kentucky	11	32	27	1	0	6	0	239	21.7
2. Tennessee State	11	32	30	1	0	9	0	251	22.8
3. UT Martin	11	43	36	1	0	9	0	323	29.4
4. Jacksonville State	11	48	44	1	0	7	1	357	32.5
5. Southeast Missouri	11	49	42	0	0	10	0	366	33.3
6. Eastern Illinois	12	56	52	1	1	14	0	434	36.2
7. Tennessee Tech	11	55	53	1	0	16	0	433	39.4
8. Austin Peay	11	58	55	1	0	10	0	435	39.5
9. Murray State	11	62	56	2	0	7	1	455	41.4

RUSHING OFFENSE	G	Att	Yds	Avg	TD	Yds/G
1. Southeast Missouri	11	589	2886	4.9	23	262.4
2. Eastern Kentucky	11	549	2263	4.1	25	205.7
3. Jacksonville State	11	486	2101	4.3	21	191.0
4. Tennessee State	11	454	1933	4.3	19	175.7
5. Tennessee Tech	11	446	1823	4.1	18	165.7
6. Austin Peay	11	401	1729	4.3	12	157.2
7. Eastern Illinois	12	457	1632	3.6	23	136.0
8. Murray State	11	377	1490	4.0	23	135.5
9. UT Martin	11	390	1427	3.7	14	129.7

RUSHING DEFENSE	G	Rushes	Yards	Avg.	TD	Yds/G
1. Eastern Kentucky	11	339	1190	3.5	10	108.2
2. Tennessee State	11	402	1684	4.2	15	153.1
3. Eastern Illinois	12	539	2043	3.8	28	170.2
4. Austin Peay	11	439	1985	4.5	26	180.5
5. UT Martin	11	472	2027	4.3	13	184.3
6. Jacksonville State	11	432	2064	4.8	21	187.6
7. Tennessee Tech	11	468	2066	4.4	24	187.8
8. Southeast Missouri	11	420	2118	5.0	26	192.5
9. Murray State	11	487	2200	4.5	26	200.0

PASS OFFENSE	G	Att	Cmp	Int	Pct.	Yds	Avg	TD	Yds/G
1. Murray State	11	533	370	11	69.4	3838	7.2	30	348.9
2. Eastern Illinois	12	554	341	15	61.6	4019	7.3	34	334.9
3. UT Martin	11	418	265	8	63.4	3295	7.9	31	299.5
4. Tennessee State	11	364	216	10	59.3	2755	7.6	18	250.5
5. Tennessee Tech	11	368	207	13	56.2	2658	7.2	27	241.6
6. Jacksonville State	11	307	171	10	55.7	2445	8.0	20	222.3
7. Eastern Kentucky	11	269	155	6	57.6	2421	9.0	19	220.1
8. Austin Peay	11	378	209	11	55.3	2120	5.6	18	192.7
9. Southeast Missouri	11	169	95	5	56.2	1061	6.3	8	96.5

PASS DEFENSE	G	Att	Cmp	Int	Pct.	Yds	Avg	TD	Yds/G
1. Tennessee State	11	354	193	14	54.5	2294	6.5	15	208.5
2. Southeast Missouri	11	354	230	13	65.0	2693	7.6	21	244.8
3. Jacksonville State	11	380	221	9	58.2	2756	7.3	23	250.5
4. Eastern Kentucky	11	416	262	16	63.0	2796	6.7	21	254.2
5. Eastern Illinois	12	509	316	9	62.1	3178	6.2	26	264.8
6. Austin Peay	11	302	199	8	65.9	2955	9.8	28	268.6
7. Tennessee Tech	11	373	253	7	67.8	3063	8.2	26	278.5
8. UT Martin	11	417	234	13	56.1	3145	7.5	30	285.9
9. Murray State	11	426	275	6	64.6	3443	8.1	32	313.0

TOTAL OFFENSE	G	Rush	Pass	Plays	Yards	Avg/P	TD	Yds/G
1. Murray State	11	1490	3838	910	5328	5.9	53	484.4
2. Eastern Illinois	12	1632	4019	1011	5651	5.6	57	470.9
3. UT Martin	11	1427	3295	808	4722	5.8	45	429.3
4. Tennessee State	11	1933	2755	818	4688	5.7	37	426.2
5. Eastern Kentucky	11	2263	2421	818	4684	5.7	44	425.8
6. Jacksonville State	11	2101	2445	793	4546	5.7	41	413.3
7. Tennessee Tech	11	1823	2658	814	4481	5.5	45	407.4
8. Southeast Missouri	11	2886	1061	758	3947	5.2	31	358.8
9. Austin Peay	11	1729	2120	779	3849	4.9	30	349.9

TOTAL DEFENSE	G	Rush	Pass	Plays	Yards	Avg	TD	Yds/G
1. Tennessee State	11	1684	2294	756	3978	5.3	30	361.6
2. Eastern Kentucky	11	1190	2796	755	3986	5.3	31	362.4
3. Eastern Illinois	12	2043	3178	1048	5221	5.0	54	435.1
4. Southeast Missouri	11	2118	2693	774	4811	6.2	47	437.4
5. Jacksonville State	11	2064	2756	812	4820	5.9	44	438.2
6. Austin Peay	11	1985	2955	741	4940	6.7	54	449.1
7. Tennessee Tech	11	2066	3063	841	5129	6.1	50	466.3
8. UT Martin	11	2027	3145	889	5172	5.8	43	470.2
9. Murray State	11	2200	3443	913	5643	6.2	58	513.0

PASS EFFICIENCY	G	Att	Cmp	Pct	Int	Yds	TD	Effc
1. Eastern Kentucky	11	269	155	57.6	6	2421	19	152.1
2. UT Martin	11	418	265	63.4	8	3295	31	150.3
3. Murray State	11	533	370	69.4	11	3838	30	144.4
4. Jacksonville State	11	307	171	55.7	10	2445	20	137.6
5. Eastern Illinois	12	554	341	61.6	15	4019	34	137.3
6. Tennessee Tech	11	368	207	56.2	13	2658	27	134.1
7. Tennessee State	11	364	216	59.3	10	2755	18	133.7
8. Southeast Missouri	11	169	95	56.2	5	1061	8	118.7
9. Austin Peay	11	378	209	55.3	11	2120	18	112.3

PASS DEF EFFICIENCY	G	Att	Cmp	Int	Pct.	Yds	TD	Effic
1. Tennessee State	11	354	193	14	54.5	2294	15	115.0
2. Eastern Illinois	12	509	316	9	62.1	3178	26	127.8
3. Eastern Kentucky	11	416	262	16	63.0	2796	21	128.4
4. Jacksonville State	11	380	221	9	58.2	2756	23	134.3
5. UT Martin	11	417	234	13	56.1	3145	30	137.0
6. Southeast Missouri	11	354	230	13	65.0	2693	21	141.1
7. Murray State	11	426	275	6	64.6	3443	32	154.4
8. Tennessee Tech	11	373	253	7	67.8	3063	26	156.1
9. Austin Peay	11	302	199	8	65.9	2955	28	173.4

TURNOVER MARGIN	G	Gained			Lost			Mar	Per/G
		Fum	Int	Tot	Fum	Int	Tot		
1. Eastern Kentucky	11	12	16	28	3	6	9	+19	1.73
2. UT Martin	11	13	13	26	5	8	13	+13	1.18
3. Southeast Missouri	11	12	13	25	13	5	18	+7	0.64
4. Tennessee State	11	7	14	21	9	10	19	+2	0.18
5. Austin Peay	11	9	8	17	9	11	20	-3	-0.27
6. Tennessee Tech	11	10	7	17	8	13	21	-4	-0.36
Murray State	11	9	6	15	8	11	19	-4	-0.36
8. Eastern Illinois	12	16	9	25	15	15	30	-5	-0.42
9. Jacksonville State	11	5	9	14	9	10	19	-5	-0.45



OVC TEAMS ALL-TIME IN THE NCAA DIVISION I FOOTBALL CHAMPIONSHIP

1979 - NCAA I-AA PLAYOFFS

at Eastern Kentucky 33, Nevada-Reno 30 (2OT) (Semifinals)
Lehigh 28, at Murray State 9 (Semifinals)
Eastern Kentucky 30, Lehigh 7 (Championship - Orlando, Fla.)

1980 - NCAA I-AA PLAYOFFS

at Eastern Kentucky 23, Lehigh 20 (Semifinals)
Boise State 31, Eastern Kentucky 29 (Championship - Sacramento, Calif.)

1981 - NCAA I-AA PLAYOFFS

at Eastern Kentucky 35, Delaware 28 (Quarterfinals)
Eastern Kentucky 23, at Boise State 17 (Semifinals)
Idaho State 34, Eastern Kentucky 23 (Championship - Wichita Falls, Texas)

1982 - NCAA I-AA PLAYOFFS

at Eastern Kentucky 38, Idaho 30 (Quarterfinals)
at Eastern Kentucky 13, Tennessee State 7 (Semifinals)
Eastern Kentucky 17, Delaware 14 (Championship - Wichita Falls, Texas)

1983 - NCAA I-AA PLAYOFFS

Boston University 24, at Eastern Kentucky 20 (1st Round)

1984 - NCAA I-AA PLAYOFFS

Middle Tennessee 27, at Eastern Kentucky 10 (1st Round)
Middle Tennessee 42, at Indiana State 41 (3OT) (Quarterfinals)
Louisiana Tech 21, at Middle Tennessee 13 (Semifinals)

1985 - NCAA I-AA PLAYOFFS

Georgia Southern 28, at Middle Tennessee 21 (1st Round)
at Rhode Island 35, Akron 27 (1st Round)

1986 - NCAA I-AA PLAYOFFS

Eastern Kentucky 23, at Furman 10 (1st Round)
at Eastern Illinois 28, Murray State 21 (1st Round)
Eastern Kentucky 24, at Eastern Illinois 22 (Quarterfinals)
at Arkansas State 24, Eastern Kentucky 10 (Semifinals)

1987 - NCAA I-AA PLAYOFFS

at Eastern Kentucky 40, Western Kentucky 17 (1st Round)
at Northern Iowa 31, Youngstown State 28 (1st Round)
at NE Louisiana 33, Eastern Kentucky 32 (Quarterfinals)

1988 - NCAA I-AA PLAYOFFS

at Eastern Kentucky 28, Massachusetts 17 (1st Round)
at Eastern Kentucky 41, Western Kentucky 24 (Quarterfinals)
at Georgia Southern 21, Eastern Kentucky 17 (Semifinals)

1989 - NCAA I-AA PLAYOFFS

at Middle Tennessee 24, Appalachian State 21 (1st Round)
Youngstown State 28, at Eastern Kentucky 24 (1st Round)
at Georgia Southern 45, Middle Tennessee 3 (Quarterfinals)

1990 - NCAA I-AA PLAYOFFS

at Middle Tennessee 28, Jackson State 7 (1st Round)
Furman 45, at Eastern Kentucky 17 (1st Round)
at Boise State 20, Middle Tennessee 13 (Quarterfinals)

1991 - NCAA I-AA PLAYOFFS

at Middle Tennessee 20, Sam Houston 19 (OT) (1st Round)
at Eastern Kentucky 14, Appalachian St. 3 (1st Round)
at Eastern Kentucky 23, Middle Tennessee 13 (Quarterfinals)
at Marshall 14, Eastern Kentucky 7 (Semifinals)

1992 - NCAA I-AA PLAYOFFS

at Middle Tennessee 35, Appalachian State 10 (1st Round)
at Marshall 44, Eastern Kentucky 0 (1st Round)
at Marshall 35, Middle Tennessee 21 (Quarterfinals)

1993 - NCAA I-AA PLAYOFFS

at Georgia Southern 14, Eastern Kentucky 12 (1st Round)

1994 - NCAA I-AA PLAYOFFS

at Eastern Kentucky 30, Boston University 23 (1st Round)
at Marshall 49, Middle Tennessee 14 (1st Round)
at Youngstown State 18, Eastern Kentucky 15 (Quarterfinals)

1995 - NCAA I-AA PLAYOFFS

Northern Iowa 35, at Murray State 34 (1st Round)
at Montana 48, Eastern Kentucky 0 (1st Round)

1996 - NCAA I-AA PLAYOFFS

at Murray State 34, Western Illinois 6 (1st Round)
at Northern Iowa 21, Eastern Illinois 14 (1st Round)
at Troy State 31, Murray State 3 (Quarterfinals)

1997 - NCAA I-AA PLAYOFFS

at Western Kentucky 42, Eastern Kentucky 14 (1st Round)

1998 - NCAA I-AA PLAYOFFS

at Appalachian State 45, Tennessee State 31 (1st Round)

1999 - NCAA I-AA PLAYOFFS

North Carolina A&T 24, at Tennessee State 10 (1st Round)

2000 - NCAA I-AA PLAYOFFS

at Western Kentucky 27, Florida A&M 0 (1st Round)
at Montana 45, Eastern Illinois 13 (1st Round)
Appalachian State 17, at Western Kentucky 14 (Quarterfinals)

2001 - NCAA I-AA PLAYOFFS

Northern Iowa 49, at Eastern Illinois 43 (1st Round)

2002 - NCAA I-AA PLAYOFFS

at Western Illinois 48, Eastern Illinois 9 (1st Round)
at Western Kentucky 59, Murray State 20 (1st Round)

2003 - NCAA I-AA PLAYOFFS

at Western Kentucky 45, Jacksonville State 7 (1st Round)

2004 - NCAA I-AA PLAYOFFS

at Furman 49, Jacksonville State 7 (1st Round)

2005 - NCAA I-AA PLAYOFFS

Southern Illinois 21, at Eastern Illinois 6 (1st Round)

2006 - NCAA FCS PLAYOFFS

Illinois State 24, at Eastern Illinois 13 (1st Round)
at Southern Illinois 36, UT Martin 30 (1st Round)

2007 - NCAA FCS PLAYOFFS

at Southern Illinois 30, Eastern Illinois 11 (1st Round)
at Richmond 31, Eastern Kentucky 14 (1st Round)

2008 - NCAA FCS PLAYOFFS

at Richmond 38, Eastern Kentucky 10 (1st Round)

2009 - NCAA FCS PLAYOFFS

at Southern Illinois 48, Eastern Illinois 7 (1st Round)

2010 - NCAA FCS PLAYOFFS

Wofford 17, at Jacksonville State 14 (2nd Round)
at Eastern Washington 37, Southeast Missouri 17 (2nd Round)

2011 - NCAA FCS PLAYOFFS

James Madison 20, at Eastern Kentucky 17 (1st Round)
Central Arkansas 34, at Tennessee Tech 14 (1st Round)

2012 - NCAA FCS PLAYOFFS

@South Dakota State 58, Eastern Illinois 10 (1st Round)

OVC All-Time Record: 24-48

PANTHER HISTORY IN THE OHIO VALLEY CONFERENCE ... 1996-PRESENT

2011 FINAL STANDINGS

	OVC		OVERALL	
	W	L	W	L
• Tennessee Tech	6	2	7	4
Jacksonville State	6	2	7	4
^ Eastern Kentucky	6	2	7	5
Murray State	5	3	7	4
UT Martin	4	4	5	6
Tennessee State	4	4	5	6
Southeast Missouri	2	6	3	8
Austin Peay	2	6	3	8
EASTERN ILLINOIS	1	7	2	9
• - Automatic NCAA FCS Playoff Participant				
^ - At-Large NCAA FCS Playoff Berth				

2010 FINAL STANDINGS

	OVC		OVERALL	
	W	L	W	L
• Southeast Missouri	7	1	9	3
^ Jacksonville State	6	2	9	3
Eastern Kentucky	5	2	6	5
Murray State	5	3	6	5
UT Martin	5	3	6	5
Tennessee Tech	4	4	5	6
EASTERN ILLINOIS	2	6	2	9
Austin Peay	1	7	2	9
Tennessee State	0	7	3	8
• - Automatic NCAA FCS Playoff Participant				
^ - At-Large FCS Playoff berth				

2009 FINAL STANDINGS

	OVC		OVERALL	
	W	L	W	L
• EASTERN ILLINOIS	6	2	8	4
Eastern Kentucky	5	3	5	6
Tennessee Tech	5	3	6	5
UT Martin	4	4	5	6
Tennessee State	3	4	4	7
Austin Peay	3	5	4	7
Murray State	2	6	3	8
Southeast Missouri	1	7	2	9
@ Jacksonville State	6	1	8	3
• - Automatic NCAA FCS Playoff Participant				
@ - Ineligible for OVC Title or FCS Playoffs				

2008 FINAL STANDINGS

	OVC		OVERALL	
	W	L	W	L
Eastern Kentucky •	7	1	8	4
Jacksonville State	6	2	8	3
UT Martin	6	2	8	4
Tennessee State	5	3	8	4
Murray State	4	4	5	7
EASTERN ILLINOIS	3	5	5	7
Southeast Missouri	2	6	4	8
Austin Peay	2	6	2	9
Tennessee Tech	1	7	3	9
• - Automatic NCAA FCS Playoff Participant				

2007 FINAL STANDINGS

	OVC		OVERALL	
	W	L	W	L
Eastern Kentucky •	8	0	9	3
EASTERN ILLINOIS ^	7	1	8	4
Jacksonville State	5	3	6	5
Austin Peay	5	3	7	4
Tennessee State	4	3	5	6
Tennessee Martin	4	4	4	7
Samford	2	6	4	7
Tennessee Tech	2	6	4	7
Southeast Missouri	1	6	3	8
Murray State	1	7	2	9
• - Automatic NCAA FCS Playoff Participant				
^ - At-Large NCAA FCS Playoff Berth				

2006 FINAL STANDINGS

	OVC		OVERALL	
	W	L	W	L
EASTERN ILLINOIS ^	7	1	8	5
Tennessee Martin •	6	1	9	3
Tennessee State	5	2	6	5
Jacksonville State	5	3	6	5
Eastern Kentucky	5	3	6	5
Tennessee Tech	4	4	4	7
Southeast Missouri	2	6	4	7
Samford	1	7	3	8
Murray State	0	8	1	10
• - Automatic NCAA FCS Playoff Participant				
^ - At-Large NCAA FCS Playoff Berth				

2005 FINAL STANDINGS

	OVC		OVERALL	
	W	L	W	L
EASTERN ILLINOIS •	8	0	9	3
Eastern Kentucky	7	1	7	4
Jacksonville State	6	2	6	5
Tennessee-Martin	4	4	6	5
Samford	4	4	5	6
Tennessee Tech	3	5	4	7
Southeast Missouri	2	6	2	9
Tennessee State	1	6	2	9
Murray State	0	7	2	9
• - Automatic NCAA I-AA Playoff Participant				

2004 FINAL STANDINGS

	OVC		OVERALL	
	W	L	W	L
Jacksonville State	7	1	9	2
Murray State	6	2	7	4
Eastern Kentucky	6	2	6	5
EASTERN ILLINOIS	4	4	5	6
Tennessee Tech	3	4	6	5
Samford	3	5	4	7
Southeast Missouri	3	5	3	8
Tennessee State	2	5	4	7
Tennessee-Martin	1	7	2	9
• - Automatic NCAA I-AA Playoff Participant				

2003 FINAL STANDINGS

	OVC		OVERALL	
	W	L	W	L
Jacksonville State •	7	1	8	4
Eastern Kentucky	6	2	7	5
Samford	5	3	7	4
Tennessee State	5	3	7	5
Southeast Missouri	5	3	5	7
EASTERN ILLINOIS	3	5	4	8
Murray State	3	5	4	8
Tennessee Tech	1	7	2	9
Tennessee-Martin	1	7	2	10
• - Automatic NCAA I-AA Playoff Participant				

2002 FINAL STANDINGS

	OVC		OVERALL	
	W	L	W	L
EASTERN ILLINOIS ^	5	1	8	4
Murray State •	5	1	7	5
Southeast Missouri	4	2	8	4
Eastern Kentucky	4	2	8	4
Tennessee Tech	2	4	5	7
Tennessee State	1	5	2	10
Tennessee-Martin	0	6	2	10
• - Automatic NCAA I-AA Playoff Participant				
^ - At-Large NCAA I-AA Playoff Berth				

2001 FINAL STANDINGS

	OVC		OVERALL	
	W	L	W	L
EASTERN ILLINOIS •	6	0	9	2
Eastern Kentucky	5	1	8	2
Tennessee Tech	4	2	7	3
Tennessee State	3	3	8	3
Murray State	2	4	4	6
Southeast Missouri	2	5	4	7
Tennessee-Martin	0	6	1	10
• - Automatic NCAA I-AA Playoff Participant				

2000 FINAL STANDINGS

	OVC		OVERALL	
	W	L	W	L
Western Kentucky •	7	0	11	2
EASTERN ILLINOIS ^	6	1	8	4
Tennessee Tech	5	2	8	3
Murray State	4	3	6	5
Eastern Kentucky	3	4	6	5
Tennessee State	2	5	3	8
Southeast Missouri	1	6	3	8
Tennessee-Martin	0	7	2	9
• - Automatic NCAA I-AA Playoff Participant				
^ - At-Large NCAA I-AA Playoff Berth				

1999 FINAL STANDINGS

	OVC		OVERALL	
	W	L	W	L
Tennessee State •	7	0	11	1
Murray State	5	2	7	4
Eastern Kentucky	4	3	7	4
Western Kentucky	4	3	6	5
Tennessee Tech	4	3	5	5
Southeast Missouri	2	5	3	8
EASTERN ILLINOIS	2	5	2	10
Tennessee-Martin	0	7	1	10
• - Automatic NCAA I-AA Playoff Participant				

1998 FINAL STANDINGS

	OVC		OVERALL	
	W	L	W	L
Tennessee State •	6	1	9	3
Murray State	5	2	7	4
Middle Tennessee	5	2	5	5
EASTERN ILLINOIS	4	3	6	5
Eastern Kentucky	4	3	6	5
Tennessee Tech	2	5	4	7
Southeast Missouri	2	5	3	8
Tennessee-Martin	0	7	0	11
• - Automatic NCAA I-AA Playoff Participant				

1997 FINAL STANDINGS

	OVC		OVERALL	
	W	L	W	L
Eastern Kentucky •	7	0	8	4
EASTERN ILLINOIS	5	2	8	3
Murray State	5	2	7	4
Tennessee Tech	4	3	6	5
Tennessee State	4	3	4	7
Middle Tennessee	2	5	4	6
Southeast Missouri	1	6	4	7
Tennessee-Martin	0	7	1	10
• - Automatic NCAA I-AA Playoff Participant				

1996 FINAL STANDINGS

	OVC		OVERALL	
	W	L	W	L
Murray State •	8	0	11	2
EASTERN ILLINOIS ^	6	2	8	4
Eastern Kentucky	6	2	6	5
Middle Tennessee	4	4	6	5
Tennessee Tech	4	4	5	6
Tennessee State	3	5	4	7
Southeast Missouri	3	5	3	8
Austin Peay	1	7	1	10
Tennessee-Martin	1	7	1	10
• - Automatic NCAA I-AA Playoff Participant				
^ - At-Large NCAA I-AA Playoff Berth				

THE BEGINNING

Football at Eastern Illinois has also been a passion of the EIU student body along with the surrounding community dating back almost as long as the University has been in existence.

While it may not have been a priority when the campus admitted its first student body in the fall of 1899, football quickly became one of the first extra curricular activities on campus. Three weeks into that opening semester, the athletic association was formed, and 45 days after the first doors opened EIU played its initial intercollegiate game.

Oits Campbell, the university's auditor of accounting, was named the first head coach and EIU played its early games on a field located where the current Student Services Building resides. EIU played a team from neighboring Oakland in its first game and later played a game in Effingham against Austin College. EIU lost both contests.



Initial Football Team in front of Old Main, 1899

THE FIRST COACH

Until 1911 volunteer faculty coached the team. That year Charles Lantz from Harrisburg, Penn., was hired as the school's first athletic/physical education staff member. Lantz would coach football for 24 seasons during his 42 year stay on the Charleston campus.

During his tenure Lantz was undefeated at home during his first eight seasons which included a 104-0 rout of Pana, the Panthers most lopsided victory. His 1928 team became the last undefeated squad in school history with a 7-0-1 record that earned a share of the Little 19 Conference title.

Also during that time period, internationally known folk singer Burl Ives was a two-way lineman on the team. The Panthers also had their only fatality in an athletic event come in 1915 when Paul Root was injured on a hard tackle against Illinois State. He played one more down, collapsed on the field and later died at the hospital of a broken neck.

THE UNCROSSED GOAL LINE

Lantz's 1930 team may have been one of the best defensive units in school history as they were known as the "uncrossed goal line club." EIU was 6-1-1 that season and did not allow an opponent to score a touchdown the entire season. The only loss was a 2-0 setback to Southern Illinois

as the lone score came when EIU's punter stepped back of the endzone line on a punt. The only other blemish on the record was a 0-0 tie with Bradley.

EIU'S FIRST ALL-AMERICAN

EIU opened the 1940's with another solid season as the Panthers went 6-1-1 under the direction of senior quarterback Bill Glenn. Glenn earned second team Little All-American honors that year as he completed a then school record 65.1 percent of his passes. Glenn would go on to play two years with the Chicago Bears to become the first EIU player associated with a National Football League team.



THE CORN BOWL SQUAD

The 1948 version of EIU football coached by Maynard (Pat) O'Brien appeared to be off to a slow start following a 1-1 showing in the first two games. However, EIU righted the ship to win six of its next seven contests including wins over in-state rivals Northern Illinois, Illinois State and Southern Illinois. Those wins landed EIU in the second annual Corn Bowl played on Thanksgiving Day in Bloomington, Illinois as EIU won the Interstate Intercollegiate Athletic Conference title. EIU would lose their only bowl game appearance to Illinois Wesleyan by a score of 6-0.

LEAN TIMES IN CHARLESTON

Following EIU's 1948 appearance in the Corn Bowl, EIU had only three winning seasons over the next 30 years and only one of them came after 1951. During that 30-year span, EIU witnessed the break-up of the IIAAC conference as many Illinois schools moved to offering scholarships while EIU did not. Despite not having a winning season on the field, EIU did produce several players who went on to professional careers. Included in that lot was Ray Fisher, who was an original member of the 1960 Dallas Cowboys expansion franchise.

In 1969, EIU moved into a renovated Lincoln Field and offered athletic scholarships for the first time. Though the end of year records remained on the losing side, on the field performances increased as Nate Anderson became the first 1,000 yard running back in EIU history with back-to-back 1,200-plus yard performances in 1972 and 1973. Anderson would earn All-American honors both seasons becoming the first EIU player in more than 32 years to earn that honor.

The early 1970's also produced two long time NFL products as center Ted Petersen was drafted by the Pittsburgh Steelers and played on two Super Championship teams. Jeff Gossett also earned recognition at EIU going on to a 16-year career in the NFL that included one Pro Bowl appearance with the Oakland Raiders.

MUDRA SAVES PANTHER FOOTBALL

Amid grumbling from students and faculty alike, EIU President Gilbert Fite withstood the pressure to disband football and decided one more coach would be given a chance to salvage EIU football.

Athletic director Mike Mullally was able to convince Darrell Mudra to come out of his two-year retirement after being fired at Florida State in 1975. Mudra had performed miracles at other universities and was intrigued to take one more challenge.

Mudra's first order of business was to hire a 25-year-old offensive wizard and EIU alumnus, Mike Shanahan as his offensive coordinator. Bringing in some junior college transfers and convincing the returning players they could win, EIU went from 1-10 in 1977 to 12-2 in 1978 capturing the NCAA Division II National Championship.



Poke Cobb rushed for 1,609 yards as a senior in 1979

The 1978 season started at 4-0 and following back-to-back losses to Youngstown State and Akron, the Panthers would not lose again. EIU won the national championship over Delaware 10-9 as Mudra was tabbed "Dr. Victory" by the *Chicago Tribune* for curing a patient that appeared to be terminal.

Included in the Mudra Years were the rushing of Poke Cobb, the pass catching of James Warring and defense of Pete Catan and Randy Melvin. Mudra would leave EIU after five seasons with a 47-15-1 record that also included a national runner-up finish in 1980 as they were ranked No. 1 in the nation all season, losing only to Cal Poly in the title game.

I-AA CALLING

Following two National Championship game appearances in three years at the NCAA Division II level, EIU made the jump along with fellow members of the Mid-Continent Conference to the NCAA I-AA level in 1981. The Panthers faltered in their first season but rebounded with a 10-0-1 regular season in 1982 that saw EIU climb to No. 5 in the rankings. The Panthers would advance to the quarterfinals of the NCAA I-AA playoffs that season in the first of 12 NCAA Division I playoff appearances.

INTO THE GATEWAY

Darrell Mudra moved on from EIU in 1982, but his successor, Al Molde was equal to the task. Molde developed an early version of the run-and-shoot and had Sean Payton as the perfect quarterback to run it. Payton would pass for more than 10,000 yards in his career as the Panthers made two NCAA playoff appearances under Molde including a quarterfinal run

in 1986, Payton's senior year.

Under Molde the Panthers also became one of the founding members of the Gateway Football Conference (1985) which blended members of the old Mid-Continent Conference and football playing schools in the Missouri Valley Conference. The Panthers also added lights to O'Brien Stadium in 1985 as part of the "Brighten O'Brien" campaign.

Molde also served as head coach in what most believe to be the most exciting game in EIU history. In front of a standing-room-only homecoming crowd of 11,000, Rich Ehmke hit a 58-yard field goal as time expired to lift EIU to a 31-30 win over Northern Iowa.

THE BOB SPOO ERA

While Mudra and Molde combined to win 77 games in nine seasons, no other coach has become more recognized with EIU football than recent head coach Bob Spoo. Spoo took over the coaching reigns following the 1986 season and guided EIU football to 144 wins, ten post-season appearances and numerous All-American selections.

With a philosophy based on a solid run game and sound kicking game, Spoo's program churned out 12 1,000 yard rushers under his watch. The Panthers also churned out several NFL products including former Green Bay Packers defensive lineman John Jurkovic, Buffalo Bills defensive back Chris Watson and current Dallas Cowboys pro bowl quarterback Tony Romo.

Spoo helped guide the Panthers into a new conference as EIU became a member of the Ohio Valley Conference in 1996. Since joining the OVC Panther football has won more than 60 percent of its games with seven post-season appearances as a member of the league..

EIU athletes have also excelled as members of the OVC



with Tony Romo winning three-straight Offensive Player of the Year awards (2000-02) that culminated in the winning of the 2002 Walter Payton Award. Other EIU players of the year have been Nick Ricks, Clint Sellers and Donald Thomas as OVC Defenders of the Year while Vincent Webb took home top OVC Offensive honors in 2006.

Following his retirement as EIU head coach, Bob Spoo was

inducted into the Ohio Valley Conference Hall of Fame on June 1, 2012.

A NEW ERA OF EIU FOOTBALL

A new era of Eastern Illinois football began on December 9, 2011 as former EIU assistant coach Dino Babers was named the 22nd head coach in the history of the program. Babers led the Panthers to their sixth Ohio Valley Conference title during his first season becoming the fourth EIU coach to take a team to the FCS playoffs. Wide receiver Erik Lora set the FCS single season record with 136 pass receptions.

EASTERN ILLINOIS FOOTBALL FIRST TEAM ALL-AMERICANS & AWARD CANDIDATES

2012..... Erik Lora WR AFCA 1st Team
 AP 1st Team
 Sports Network 1st Team
 Walter Camp 1st Team

2006..... Tristan Burge SS AFCA 1st Team

2005..... Clint Sellers LB AFCA 1st Team
 FB Gazette 1st Team

2002..... Kevin Hill OG Walter Camp 1st Team
 Sports Network 1st Team
 FB Gazette 1st Team
 Nick Ricks LB AP 1st Team
 Sports Network 1st Team
 FB Gazette 1st Team
 Tony Romo QB .. Walter Payton 'Player of the Year'
 AP 1st Team
 AFCA 1st Team
 Walter Camp 1st Team
 Sports Network 1st Team
 J.R. Taylor TB AP 1st Team
 Walter Camp 1st Team
 Sports Network 1st Team
 FB Gazette 1st Team

1995..... Tim Carver LB FB Gazette 1st Team
 Willie High RB FB Gazette 1st Team

1992..... Dan Dee DT Walter Camp 1st Team
 Sports Network 1st Team

1990..... Tim Lance DB AP 1st Team
 Sports Network 1st Team
 Walter Camp 1st Team

1989..... John Jurkovic DT AP 1st Team
 Kodak/AFCA 1st Team
 Sports Network 1st Team

1988..... John Jurkovic DT Sports Network 1st Team

1986..... Roy Banks WR AP 1st Team
 Kodak/AFCA 1st Team

1984..... Jerry Wright WR Kodak/AFCA 1st Team

1983..... Robert Williams FS AP 1st Team
 Kodak/AFCA 1st Team
 Chris Nicholson DT AP 1st Team

1982..... Bob Norris OG AP 1st Team
 Robert Williams SS Kodak/AFCA 1st Team

1981..... Kevin Gray FS Kodak/AFCA 1st Team

1980..... Pete Catan DE AP 1st Team
 Kodak/AFCA 1st Team

1979..... Poke Cobb RB AP 1st Team
 Kodak-AFCA 1st Team
 Pete Catan DE AP 1st Team

1978..... James Warring WR AP 1st Team
 Kodak/AFCA 1st Team

1976..... Ted Petersen C AP 1st Team

1972..... Nate Anderson RB Kodak/AFCA 1st Team

WALTER PAYTON AWARD VOTING

2012..... Erik Lora WR 4th
 2012..... Jimmy Garoppolo QB 10th
 2002..... Tony Romo QB Winner
 2001..... Tony Romo QB 10th
 2000..... Tony Romo QB 11th
 1994..... Willie High RB 15th
 1990..... Tim Lance DB 3rd

BUCK BUCHANAN AWARD VOTING

2007..... Donald Thomas LB 19th
 2003..... Nick Ricks LB 13th
 2002..... Nick Ricks LB 9th

EDDIE ROBINSON COACH OF THE YEAR VOTING

2012..... Dino Babers 3rd
 2009..... Bob Spoo 16th
 2005..... Bob Spoo 11th
 2001..... Bob Spoo 11th
 2000..... Bob Spoo 2nd

ROMO WINS 2002 WALTER PAYTON AWARD

CHATTANOOGA, Tenn. - Eastern Illinois quarterback Tony Romo was named the 16th winner of the Walter Payton Award at the Division I-AA College Football Awards, on the eve of the 2002 national championship game.

The award is given annually to the most outstanding college football player on the Division I-AA level was established in 1987 by The Sports Network.

The senior passed for 3,165 yards and 34 touchdowns in 2002, completing 258 of 407 passes (63.4 percent) in leading Eastern Illinois to an 8-3 record, the Ohio Valley Conference co-title, and a I-AA playoff berth.

Romo headed one of the most prolific offenses in the nation during the 2002 season, as the Panthers averaged 37.7 points per game despite the presence of two I-A opponents and no sub-I-AA competition on its '02 slate. The Burlington, WI native finished his career with 85 touchdown passes, shattering the previous school mark of 75 held by current New Orleans Saints head coach Sean Payton.


"Walter Payton exemplified what dedication and commitment can accomplish," said Eastern Illinois coach Bob Spoo. "Tony is a classic example of what can be achieved by following Payton's qualities. Tony earned the respect of his teammates by his work ethic. No matter how much individual success he achieved, he still was one of the hardest working players right up to his final collegiate game. That work ethic and leadership resulted in his teammates expecting to succeed. Tony is a quality young man who led his team to victories."

Romo began his 2002 campaign by passing for 319 yards and four touchdowns against I-A Hawaii, and followed that performance by completing 23 of 35 passes against Big 12 power Kansas State. In OVC play, Romo retained his form, completing 28 of 38 for 373 yards and four touchdowns in a win over Tennessee Tech, and came back the next week with 359 yards and two touchdowns against Eastern Kentucky. In the latter game, Romo made perhaps the biggest rush of his career, bolting for an eight-yard touchdown as time expired to give EIU a 25-24 win. The 6-3, 224-pounder wouldn't slow down after that, throwing for a combined 919 yards and 11 touchdowns against league foes Southeast Missouri, Tennessee State and Murray State. For his efforts, Romo was named OVC Offensive Player of the Year, becoming the first player in league history to win three straight such honors.

Romo was the seventh quarterback to win the Payton Award, and the first since Montana's Dave Dickenson in 1995. The senior became the first player from the Ohio Valley Conference to win the Payton, and only the second from the league to capture a major I-AA Award. Murray State's Houston Nutt, now the head coach at Mississippi, won the Eddie Robinson Award in 1995.

Romo received 24 first-place votes and 268 points from the panel of 109 I-AA sports information directors and selected media. Following Romo in the voting were Villanova quarterback Brett Gordon, who earned 18 first-place votes and 245 total points, and Grambling State's Bruce Eugene, who had 21 first-place votes and 234 total points.

Story reprinted and updated from original article in December 2002.



CAREER STATISTICS FOR TONY ROMO

YEAR	G/GS	A-C-INT	PCT.	YARDS	TD	LONG	YDS/G	EFFIC.
1999	3/2	49-24-2	49.0	396	3	47	132.0	128.9
2000	11/11	278-164-12	59.0	2583	27	98	234.8	160.5
2001	10/10	207-138-6	66.7	2068	21	80	206.8	178.3
2002	12/12	407-258-16	63.4	3165	34	71	263.8	148.4
TOTALS	36/35	941-584-36	62.1	8212	85	98	228.1	157.5

Top: Tony Romo in action during the 2002 season as he won the Walter Payton Award.
Middle: Romo in action with the Dallas Cowboys during his 2006 Pro Bowl season.
Bottom: Romo accepting 2002 Walter Payton Award at ceremony in Chattanooga, Tenn.

NCAA FOOTBALL CHAMPIONSHIP SUBDIVISION ALL-AMERICANS (formerly I-AA)

2012..... Erik Lora WR..... AFCA 1st Team AP 1st Team Sports Network 1st Team Walter Camp 1st Team	1991..... Brad Fichtel C Sports Network 2nd Team
2009..... Chaz Millard..... C Sports Network 3rd Team	1990..... Tim Lance DB AP 1st Team Sports Network 1st Team Walter Camp 1st Team
2008..... Pierre Walters DE AP 2nd Team Sports Network Honorable Mention .. Chaz Millard..... OG Sports Network Honorable Mention	Kent McIntyre DT Sports Network 2nd Team
2007..... Pierre Walters DE AP 3rd Team .. Drew Cairo-Gross..... C Sports Network Honorable Mention .. Kevin Cook P Sports Network Honorable Mention .. Chaz Millard..... OG Sports Network Honorable Mention .. Anthony Rubican OT Sports Network Honorable Mention .. Micah Rucker..... WR Sports Network Honorable Mention .. Donald Thomas LB Sports Network Honorable Mention	1989..... John Jurkovic..... DT AP 1st Team Kodak/AFCA 1st Team Sports Network 1st Team
2006..... Tristan Burge SS AFCA 1st Team AP 3rd Team Sports Network 3rd Team Jon Rueter OG AP 2nd Team Donald Thomas LB Sports Network 2nd Team Micah Rucker..... WR Sports Network 3rd Team ...	Tim Lance DB AP 3rd Team
2005..... Tristan Burge SS Sports Network 2nd Team FB Gazette 2nd Team Clint Sellers LB..... AFCA 1st Team FB Gazette 1st Team Sports Network 2nd Team AP 3rd Team Lucius Seymour LB..... FB Gazette 3rd Team	1988..... John Jurkovic..... DT Sports Network 1st Team AP Honorable Mention Daryl Holcombe DB AP Honorable Mention Dave Popp..... OT AP Honorable Mention Jeff Rolson..... DT AP Honorable Mention Scott Johnson..... DB AP Honorable Mention
2004..... Marcus Lorick DT Sports Network 2nd Team	1987..... DuWayne Pitts RB AP Honorable Mention Rich Ehmke PK AP Honorable Mention Ralph Stewart..... WR AP Honorable Mention Daryl Holcombe CB AP Honorable Mention
2002..... Nick Eller TE Sports Network 2nd Team AP 3rd Team Kevin Hill..... OG Walter Camp 1st Team Sports Network 1st Team FB Gazette 1st Team Andre Raymond TB FB Gazette Honorable Mention Nick Ricks LB AP 1st Team Sports Network 1st Team FB Gazette 1st Team Tony Romo QB Walter Payton 'Player of the Year' AP 1st Team AFCA 1st Team Walter Camp 1st Team Sports Network 1st Team FB Gazette Second Team J.R. Taylor..... TB AP 1st Team Walter Camp 1st Team Sports Network 1st Team FB Gazette 1st Team	1986..... Roy Banks WR AP 1st Team Kodak/AFCA 1st Team Football News HM Sean Payton QB AP Honorable Mention Football News HM Calvin Pierce WR Football News 2nd Team AP Honorable Mention John Jurkovic..... DT AP Honorable Mention Football News HM
2001..... Fred Miller LB..... FB Gazette 2nd Team Nick Ricks LB..... Sports Network 2nd Team AP 3rd Team Tony Romo QB AP 3rd Team FB Gazette Honorable Mention	1985..... Roy Banks WR AP Honorable Mention Tom Moskal DT AP Honorable Mention Sean Payton QB AP Honorable Mention Calvin Pierce WR AP Honorable Mention
2000..... Tony Romo QB FB Gazette Honorable Mention Kourtney Young CB AP 3rd Team	1984..... Jerry Wright WR Kodak/AFCA 1st Team AP 3rd Team Roy Banks WR AP Honorable Mention Tyrone Covington LB AP Honorable Mention Sean Payton QB AP Honorable Mention
1998..... Ryan Shuff OG AP 3rd Team	1983..... Robert Williams FS AP 1st Team Kodak/AFCA 1st Team Chris Nicholson DT AP 1st Team Alvin McMurray..... OT AP 3rd Team Kevin Staple RB AP Honorable Mention Tyrone Covington LB AP Honorable Mention Jerry Wright WR AP Honorable Mention
1997..... Chris Dunkle C AP 2nd Team Sports Network 3rd Team Thomas Williams LB..... Sports Network 3rd Team	1982..... Bob Norris..... OG AP 1st Team Robert Williams SS Kodak/AFCA 1st Team AP 2nd Team Jeff Christensen..... QB The Sporting News HM AP Honorable Mention Greg Duncan DE AP 2nd Team Kevin Staple RB AP Honorable Mention Keith Wojnowski DE AP Honorable Mention
1995..... Tim Carver LB..... AP 2nd Team FB Gazette 1st Team Sports Network 2nd Team Chris Anderson C AP 3rd Team Willie High..... RB FB Gazette 1st Team	1981..... Kevin Gray FS Kodak/AFCA 1st Team AP Honorable Mention Rob Mehalic..... TE AP Honorable Mention Roger Holoman WR AP Honorable Mention Scott Gilleland C AP Honorable Mention Bob Norris..... OG AP Honorable Mention Keith Wojnowski DE AP Honorable Mention Tom Murray LB AP Honorable Mention Ira Jefferson..... LB AP Honorable Mention Wilbert James..... CB AP Honorable Mention Don Manzke P AP Honorable Mention
1994..... Ray McElroy DB AP 3rd Team Tim Carver LB..... AP 3rd Team	
1992..... Dan Dee DT Walter Camp 1st Team AP 2nd Team Sports Network 1st Team FB Gazette 2nd Team	

ALL-OHIO VALLEY CONFERENCE SELECTIONS ... 1996-PRESENT

2012	Dino Babers		Coach of the Year	Marcus Lorick	DL	Second Team	
	Erik Lora	WR	Offensive Player of the Year	Kory Lothe	DL	Second Team	
	Nick Beard	DB	First Team	Fred Miller	LB	Second Team	
	Cameron Berra	K	First Team	2002	Tony Romo	QB	Offensive "Player of the Year"
	Artavious Dowdell	DL	First Team	Nick Ricks	LB	Defensive "Player of the Year"	
	Collin Seibert	OG	First Team	Mike Bujnak	OT	First Team	
	Jimmy Garoppolo	QB	Second Team	Nick Eller	TE	First Team	
	Sam Hendricks	TE	Second Team	Kevin Hill	OG	First Team	
	Roosevelt Holliday	DL	Second Team	2002	Andre Raymond	KR	First Team
	Kevin Kapellas	C	Second Team	Scott Sholl	C	First Team	
Jake Walker	RB	Second Team	J.R. Taylor	RB	First Team		
Pat Wertz	DL	Second Team	Clint Alexander	DL	Second Team		
	LeQuince McCall	LB	All-Newcomer Team	Frank Castagnoli	OT	Second Team	
2011	Von Wise	TE	Second Team	Obinno Coley	DB	Second Team	
	Artavious Dowdell	DE	Second Team	Fred Miller	LB	Second Team	
	Cory Leman	LB	Second Team	Andre Raymond	WR	Second Team	
2010	Eric Zink	OL	Second Team	Chris Rosenlund	OG	Second Team	
	Spyros Bazigos	DT	First Team	2001	Bob Spoo		"Coach of the Year"
	Kevin Cook	P	First Team	Tony Romo	QB	Offensive "Player of the Year"	
2009	Nick Nasti	LB	First Team	Bill Besenhofer	P/K	First Team	
	CJ James	DB	Second Team	Mike Bujnak	OT	First Team	
	Jimmy Garoppolo	QB	All-Newcomer Team	Kevin Hill	OG	First Team	
	Bob Spoo		"Coach of the Year"	Fred Miller	LB	First Team	
	Chaz Millard	C	First Team	Nick Ricks	LB	First Team	
	Trevor Frericks	DT	First Team	J.R. Taylor	TB	First Team	
	CJ James	DB	First Team	Kourtney Young	DB	First Team	
	Austin Signor	K	First Team	Frank Cutolo	WR	Second Team	
	Jake Christensen	QB	Second Team	Scotty Gilkey	TE	Second Team	
	Mon Williams	RB	Second Team	Andre Raymond	TB	Second Team	
2008	Chris Campbell	OT	Second Team	Scott Sholl	C	Second Team	
	Willie Henderson	OG	Second Team	Brad Metzger	DT	Honorable Mention	
	Perry Burge	DE	Second Team	Gonzalo Segovia	DE	Honorable Mention	
	Rashad Haynes	DB	Second Team	2000	Tony Romo	QB	Offensive "Player of the Year"
	Travors Bess	RB	First Team	Mike Carlin	DL	First Team	
	Chaz Millard	OG	First Team	Dan Fellows	OT	First Team	
	Pierre Walters	DE	First Team	Matt Gehrig	OG	First Team	
	Donovan Johnson	DE	Second Team	Nathan Kreke	TE	First Team	
	Jeff Sobol	DT	Second Team	Kourtney Young	DB	First Team	
	2007	Ademola Adeniji	RB	First Team	Frank Cutolo	WR	Second Team
Chaz Millard		OG	First Team	Nick Ricks	LB	Second Team	
Anthony Rubican		OT	First Team	Bill Besenhofer	K	Honorable Mention	
Micah Rucker		WR	First Team	Gonzalo Segovia	DL	Honorable Mention	
Donald Thomas		LB	First Team	John Williams	DB	Honorable Mention	
Pierre Walters		DE	First Team	1999	John Williams	DB	First Team
Drew Cairo-Gross		C	Second Team	Anthony Buich	QB	Second Team	
Kevin Cook		P	Second Team	Bill Besenhofer	P	Second Team	
Rashad Haynes		DB	Second Team	Frank Cutolo	DL	Honorable Mention	
Ke'Andre Sams		DB	Second Team	Steve Marcinkowski	DL	Honorable Mention	
2006	Kevin Mahoney	OL	All-Newcomer Team	1998	Justin Lynch	TB	First Team
	Donald Thomas	LB	Defensive "Player of the Year"	Ryan Shuff	OG	First Team	
	Vincent Webb	RB	Offensive "Player of the Year"	Antwan Perry	S	First Team	
	Tristan Burge	SS	First Team	Seth Willingham	TE	First Team	
	Micah Rucker	WR	First Team	Steffan Nicholson	CB	Second Team	
	Jon Rueter	OG	First Team	Reggie Scott	DT	Second Team	
	Anthony Rubican	OT	First Team	Jerrell Smith	OT	Second Team	
	Lucius Seymour	LB	First Team	Fred Baker	TE	Honorable Mention	
	Eric Johnson	OT	Second Team	Lance Lohrenz	LB	Honorable Mention	
	Adam Parsill	TE	Second Team	Chris Watson	CB	Honorable Mention	
2005	Pierre Walters	DE	Second Team	1997	Chris Dunkle	C	First Team
	Jeff Sobol	DT	All-Newcomer Team	Chris Watson	CB	First Team	
	Cole Stinson	QB	All-Newcomer Team	Pete Wilkes	OG	First Team	
	Bob Spoo		"Coach of the Year"	Thomas Williams	LB	First Team	
	Clint Sellers	LB	Defensive "Player of the Year"	Justin Lynch	TB	Second Team	
	Tristan Burge	SS	First Team	Antwan Perry	CB	Second Team	
	Eric Johnson	OT	First Team	Mike Simpson	QB	Second Team	
	Jon Rueter	OG	First Team	Rodney Wilson	LB	Second Team	
	Anthony Rubican	OT	Second Team	Ethan Banning	DL	Honorable Mention	
	Lucius Seymour	LB	Second Team	Seth Willingham	TE	Honorable Mention	
2004	Vincent Webb	RB	Second Team	1996	Lemont Clark	OG	First Team
	Zach Yates	PK	All-Newcomer Team	Travis Hunerburg	OT	First Team	
	Jamarr Day	LB	First Team	Chris Westenberger	C	First Team	
	Marcus Lorick	DL	First Team	Shawn Denzer	P	Second Team	
	Ryan Voss	WR	First Team	Justin Lynch	RB	Second Team	
	Ben Brown	DB	Second Team	John Moyer	DL	Second Team	
	Kory Lothe	DL	Second Team	Hasheem Rasheed	DB	Second Team	
	Pascal Matla	C	Second Team	Bob Rosenstiel	TE	Second Team	
	Matt Schabert	QB	Second Team	Mike Simpson	QB	Second Team	
	Steve Sobolewski	OG	Second Team	Chris Watson	KR/PR	Second Team	
2003	Frank Castanoli	OT	First Team	Rodney Wilson	LB	Second Team	
	Nick Ricks	LB	First Team				
	Nick Eller	TE	Second Team				

ALL-STAR GAME PARTICIPANTS

2009.....	Chris Campbell.....	OT	Texas vs. The Nation
2008.....	Pierre Walters.....	DE	Texas vs. The Nation
2006.....	Jon Rueter.....	OL	Magnolia Grid-iron Classic
1997.....	Thomas Williams.....	LB	Blue-Gray Classic
1995.....	Aaron Hill.....	OL	National All-Star Game
1994.....	Ray McElroy.....	DB	Blue-Gray Classic
	Duane Conway.....	OL	Blue-Gray Classic
1991.....	Tim Lance.....	DB	Blue-Gray Classic
1990.....	John Jurkovic.....	DT	Blue-Gray Classic
			King All Star Game

ACADEMIC ALL-AMERICANS

2005	Tom Schofield.....	P	2nd Team
1995	Tim Carver.....	LB	1st Team
	Chris Anderson.....	C	2nd Team
1994	Tim Carver.....	LB	2nd Team
1989	Eric Arnold.....	QB	2nd Team

ALL-GATEWAY CONFERENCE SELECTIONS... 1986-1995

1995	Tim Carver.....	LB	Defensive "Player of the Year"
	Willie High.....	RB	1st Team
	Chris Anderson.....	C	1st Team
	Brian McGavock.....	DT	2nd Team
	James Dorsey.....	CB	2nd Team
	Pete Mauch.....	QB	2nd Team
	Steve Largent.....	K	Honorable Mention
	Charlie Roche.....	TE	Honorable Mention
	Chris Hicks.....	RB	Honorable Mention
	Curtis Price.....	DE	Honorable Mention
1994	Tim Carver.....	LB	1st Team
	Willie High.....	RB	1st Team
	Kevin Zeng.....	DE	1st Team
	Ray McElroy.....	DE	1st Team
	Greg Jensik.....	WR	2nd Team
	Mike Richart.....	OT	2nd Team
	Pete Mauch.....	QB	Honorable Mention
	Chris Wilkerson.....	DT	Honorable Mention
	Mike Miller.....	LB	Honorable Mention
1993	Demetrius Lane.....	DT	1st Team
	Willie High.....	RB	1st Team
	Ray McElroy.....	CB	1st Team
	Steve Largent.....	PK	2nd Team
	Kevin Zeng.....	DE	2nd Team
	Tim Carver.....	LB	2nd Team
	Duane Conway.....	C	Honorable Mention
	Greg Jensik.....	WR	Honorable Mention
	Don Mensik.....	OG	Honorable Mention
1992	Brad Fichtel.....	C	1st Team
	Dan Dee.....	DT	1st Team
	Ray McElroy.....	CB	1st Team
	Shavez Hawkins.....	SS	2nd Team
	John Vagos.....	DT	2nd Team
	Jeff Thorne.....	QB	Honorable Mention
	Mike Rummell.....	WR	Honorable Mention
	Jason Caldwell.....	P	Honorable Mention
1991	Brian Pindar.....	P	1st Team
	Jamie Jones.....	RB	1st Team
	Tim Gleason.....	OG	1st Team
	Kent McIntyre.....	DT	1st Team
	Tony Farrell.....	S	1st Team
	Jeff Thorne.....	QB	2nd Team
	Tim Moore.....	TE	2nd Team
	Brad Fichtel.....	C	Honorable Mention
	Brian Callahan.....	OG	Honorable Mention
	Dan Dee.....	DT	Honorable Mention

NCAA DIVISION II ALL-AMERICANS

1980.....	Pete Catan.....	DE	AP 1st Team
			Kodak/AFCA 1st Team
	Randy Melvin.....	DT	AP 2nd Team
	Kevin Gray.....	FS	AP 2nd Team
	Scott McGhee.....	WR	AP 3rd Team
1979.....	Poke Cobb.....	RB	AP 1st Team
			Kodak/AFCA 1st Team
	Pete Catan.....	DE	AP 1st Team
	Jack Lafferty.....	C	AP Honorable Mention
	Randy Melvin.....	DT	AP Honorable Mention
1978.....	James Warring.....	WR	AP 1st Team
			Kodak/AFCA 1st Team
	Poke Cobb.....	RB	AP 2nd Team
	Pete Catan.....	DE	AP Honorable Mention
1976.....	Ted Petersen.....	C	AP 1st Team
	Wayne Ramsey.....	DL	AP Honorable Mention
1974.....	Alex Russell.....	DT	AP Honorable Mention
1973.....	Nate Anderson.....	RB	AP 3rd Team
1972.....	Nate Anderson.....	RB	Kodak/AFCA 1st Team
			AP Honorable Mention

LITTLE ALL-AMERICAN

1940.....	Bill Glenn.....	QB	2nd Team
-----------	-----------------	----	----------

1990	Tim Lance.....	DB	Defensive "Player of the Year"
	Brian Pindar.....	P	1st Team
	Jamie Jones.....	RB	2nd Team
	Brad Fichtel.....	OG	2nd Team
	Kent McIntyre.....	DT	2nd Team
	Tod Schwager.....	C	Honorable Mention
	Jeff Oetting.....	DE	Honorable Mention
	John Noll.....	LB	Honorable Mention
1989	John Jurkovic.....	DT	Defensive "Player of the Year"
	Eric Thorsen.....	OG	1st Team
	Brent Fischer.....	OT	1st Team
	Jeff Mills.....	LB	1st Team
	Daryl Holcombe.....	DB	1st Team
	Tim Lance.....	DB	1st Team
	Eric Arnold.....	QB	2nd Team
	Jamie Jones.....	RB	2nd Team
	Tim Moore.....	TE	2nd Team
	R. L. Reynolds.....	CB	2nd Team
	Jason Cook.....	WR	Honorable Mention
1988	John Jurkovic.....	DT	Defensive "Player of the Year"
	Dave Popp.....	OT	1st Team
	Jeff Rolson.....	DE	1st Team
	Scott Johnson.....	DB	1st Team
	Ralph Stewart.....	WR	2nd Team
	Jeff Mills.....	LB	2nd Team
	Daryl Holcombe.....	DB	2nd Team
	Sean O'Brien.....	C	Honorable Mention
1987	DuWayne Pitts.....	RB	1st Team
	Ralph Stewart.....	WR	1st Team
	Rich Ehmke.....	PK	1st Team
	Daryl Holcombe.....	CB	1st Team
	Sean O'Brien.....	C	2nd Team
	Jeff Rolson.....	DE	2nd Team
	Carl Parker.....	DT	2nd Team
	R. L. Reynolds.....	DE	2nd Team
	Steve Tillotson.....	P	2nd Team
	Dave Popp.....	OT	Honorable Mention
	Jim Miteff.....	OH	Honorable Mention
1986	Sean Payton.....	QB	Offensive "Player of the Year"
	Roy Banks.....	WR	1st Team
	Calvin Pierce.....	WR	1st Team
	John Jurkovic.....	DT	1st Team
	James Marable.....	RB	2nd Team
	Steve Bonnes.....	OT	2nd Team
	Rich Ehmke.....	PK	2nd Team
	Aaron Thomas.....	DT	2nd Team
	Bob Bronaugh.....	DB	2nd Team
	R. L. Reynolds.....	DB	2nd Team



QB Sean Payton (1983-86) holds virtually every EIU passing record as he directed the 1986 Panthers to the NCAA I-AA quarterfinals.




All-American tailback Nate Anderson (1970-73).



Poke Cobb (1976-79), the greatest running back in Eastern Illinois Panther history, with 5,042 yards.



The most sure-handed receiver in EIU history, Roy Banks (1983-86), later went on to play with the Indianapolis Colts.



All-American quarterback Tony Romo (1999-2002) was selected as the 2002 'Walter Payton Trophy' winner as the best player in NCAA I-AA football.

TOTAL OFFENSE:

1 ...	5,651	2012
2 ...	5,431	2002
3 ...	4,982	2000
4 ...	4,931	1986
5 ...	4,747	1996

RUSHING YARDAGE:

1 ...	2,882	1976
2 ...	2,781	1978
3 ...	2,739	1996
4 ...	2,594	1979
5 ...	2,539	1995

RUSHING ATTEMPTS:

1 ...	600	1976
2 ...	589	1996
3 ...	581	1995
4 ...	571	1975
5 ...	566	1979

PASSING YARDAGE:

1 ...	4,071	1984
2 ...	4,019	2012
3 ...	3,587	1986
4 ...	3,213	2002
5 ...	3,205	1985

PASSING ATTEMPTS:

1 ...	554	2012
2 ...	503	1985
3 ...	503	1985
4 ...	457	1981
5 ...	455	1986

PASSES COMPLETED:

1 ...	341	2012
2 ...	288	1984
3 ...	263	2002
4 ...	262	1985
5 ...	242	1999

TOUCHDOWNS:

1 ...	61	2002
2 ...	58	2012
3 ...	58	2000
4 ...	54	1986
5 ...	53	1978

TOUCHDOWN PASSES:

1 ...	34	2012
...	34	2002
3 ...	29	1984
4 ...	28	1980
5 ...	27	2000

TOUCHDOWNS RUSHING:

1 ...	30	1996
2 ...	29	2007
3 ...	27	1986
4 ...	25	2001
5 ...	25	2002
...	25	1979

POINTS SCORED:

1 ...	438 (36.5 ppg)	2012
2 ...	430 (39.1 ppg)	2000
3 ...	424 (38.5 ppg)	2002
4 ...	409 (37.1 ppg)	1986
5 ...	383 (34.8 ppg)	1978

FIELD GOALS MADE:

1 ...	16 (of 26)	1995
2 ...	15 (of 21)	2008
...	15 (of 26)	1987
4 ...	14 (of 22)	2009
...	14 (of 27)	1983

POINT AFTER ATTEMPTS MADE:

1 ...	49 (of 50)	2000
2 ...	48 (of 52)	2012
3 ...	47 (of 50)	1986
...	47 (of 50)	1978
5 ...	43 (of 46)	2001
...	43 (of 48)	1996

QUARTERBACK SACKS:

1 ...	71	1982
2 ...	52	1979
3 ...	45	1981
4 ...	44	1980
5 ...	42	1986

TACKLES FOR LOSS:

1 ...	111	2002
2 ...	104	2000
3 ...	101	1978
4 ...	92	2008
5 ...	85	2012

INTERCEPTIONS:

1 ...	31	1980
2 ...	25	1971
3 ...	24	1983
4 ...	22	1986
5 ...	5 teams tied with 20	2005

FUMBLES RECOVERED:

1 ...	21	2005
...	21	1980
...	21	1978
4 ...	20	2003
5 ...	5 teams tied with 19	2006

TURNOVERS FORCED:

1 ...	52	1980
2 ...	41	2005
...	41	1978
4 ...	40	1986
5 ...	38	1982

INTERCEPTION RETURN FOR TD:

1 ...	4	1980, 1984 & 2005
-------	---	-------------------

FUMBLE RETURN FOR TD:

1 ...	4	2005
-------	---	------

BLOCKED KICKS:

1 ...	12	1988
-------	----	------

PUNT RETURN FOR TD:

1 ...	3	1988 & 2000
-------	---	-------------

KICK RETURN FOR TD:

1 ...	1	11 seasons
-------	---	------------

CONSECUTIVE PASSES WITHOUT AN INTERCEPTION:

1 ...	218	2007
-------	-----	------

TEAM TURNOVERS:

1 ...	56	1981
-------	----	------

TOTAL OFFENSE:

683.....	vs. Winona State	Nov. 1, 1986
676.....	vs. Saginaw State	Sept. 21, 1985
671.....	vs. Austin Peay	Sept. 29, 2012
637.....	at UT Martin	Nov. 14, 1998
629.....	vs. Indiana State	Sept. 9, 2006
616.....	at UT Martin	Oct. 6, 2012
612.....	vs. Southeast Missouri	Oct. 2, 2004

RUSHING YARDAGE:

398.....	vs. St. Joseph	Oct. 27, 1973
384.....	vs. Grand Valley State	Sept. 17, 1983
382.....	at UT Martin	Nov. 1, 2001
379.....	vs. Florida Atlantic	Nov. 16, 2002
378.....	vs. Northern Michigan	Oct. 20, 1979

RUSHING ATTEMPTS:

72.....	vs. Western Illinois	1976
---------	----------------------	------

PASSING YARDAGE:

509.....	vs. Austin Peay	Sept. 29, 2012
509.....	vs. Saginaw Valley	Sept. 21, 1985
486.....	at Missouri State	Oct. 27, 1984
482.....	vs. Western Kentucky	Nov. 10, 1984
452.....	vs. Southern Illinois	Sept. 20, 1986
444.....	vs. Winona State	Nov. 1, 1986

PASSING ATTEMPTS:

62.....	vs. Murray State	Sept. 22, 2012
61.....	vs. Illinois State	Sept. 15, 2012
58.....	vs. Saginaw Valley	Sept. 21, 1985
58.....	vs. Northern Iowa	Nov. 3, 1984
58.....	vs. Illinois State	1981
58.....	vs. Central Michigan	Oct. 24, 1970

PASSES COMPLETED:

40.....	vs. Murray State	Sept. 22, 2012
40.....	vs. Saginaw Valley	Sept. 21, 1985

TOUCHDOWNS:

12.....	vs. Merom Academy	1920
10.....	vs. Kentucky State	Nov. 13, 1982

TOUCHDOWN PASSES:

7.....	vs. Southern Illinois	2012
6.....	vs. Murray State	2012
6.....	vs. Murray State	2000
6.....	vs. Kentucky State	1982
5.....	7 games with five	

MOST EIU POINTS IN A QUARTER:

30.....	vs. Kentucky State	Nov. 13, 1982
30.....	vs. Central State	Sept. 26, 1981

MOST POINTS SCORED BY BOTH TEAMS:

105.....	at Illinois State	Sept. 15, 2012
.....	(ISU 54, EIU 51 - 2OT)	
102.....	vs. Tennessee State	Nov. 2, 2002
.....	(EIU 54; TSU 48)	

POINTS

82.....	Merom Academy	Nov. 18, 1920
73.....	Kentucky State	Nov. 13, 1982
69.....	Illinois College	1917
65.....	Austin Peay	Sept. 29, 2012
64.....	Winona State	Nov. 1, 1986
62.....	Lock Haven	Aug. 31, 1991
60.....	at Wayne State	Nov. 9, 1968
60.....	Oakland City	Oct. 17, 1925

MOST PLAYS IN A GAME:

106.....	at Illinois State	2012
----------	-------------------	------

MOST PLAYS IN A GAME BY BOTH TEAMS:

210.....	vs. Murray State	2012
.....	Murray State (110), EIU (100)	
*	FCS Record	

EIU LOWEST OFFENSIVE TOTAL:

76.....	at Youngstown State	Oct. 13, 1973
120.....	Central Arkansas	Sept. 11, 2010
130.....	at Central Michigan	Oct. 25, 1969
138.....	Illinois State	Nov. 25, 2006
142.....	at McNeese State	Sept. 11, 1993
142.....	at San Jose State	Sept. 5, 1987
142.....	at Northern Iowa	Sept. 6, 1975

EIU FEWEST RUSHING YARDS:

-12.....	at Northern Iowa	Oct. 7, 1995
-6.....	Tennessee Tech	Sept. 17, 2011
-5.....	UT Martin	Oct. 22, 2011
-3.....	at San Jose State	Sept. 5, 1987
-3.....	at Toledo	Sept. 22, 1984
1.....	Illinois State	Oct. 6, 1984

EIU FEWEST PASSING YARDS:

-1.....	at Murray State (2-of-6) +.....	Nov. 16, 1974
0.....	Southeast Missouri *	Oct. 13, 2001
0.....	Truman State (0-of-9)	Sept. 10, 1977
5.....	at Central Missouri (2-of-7)	Oct. 4, 1975
10.....	at Truman State (1-of-4)	Sept. 11, 1976
10.....	Fairmount State (1-of-13)	Sept. 28, 1968
12.....	at Indiana State (2-of-11)	Nov. 18, 1995

* EIU did not attempt a pass in the game

+ EIU completed one pass for 5 yards and one pass for negative 6 yards in the game.

QUARTERBACK SACKS:

12.....	vs. Southwest Missouri	1986
12.....	vs. Kentucky State	1982

TURNOVERS:

8.....	vs. Youngstown State	1981
--------	----------------------	------

TURNOVERS CAUSED:

13.....	vs. Northern Illinois	1940
9.....	vs. Northeast Missouri	1983
9.....	vs. Western Illinois	1980

EIU OVERTIME GAMES

DOUBLE OVERTIME

Nov. 26, 1983	at Indiana State	L 13-16
Nov. 11, 2000	at Illinois State	L 41-44
Sept. 15, 2012	at Illinois State	L 51-54

OVERTIME

Nov. 27, 1982	vs. Jackson State	W 16-13
Sept. 11, 2004	vs. Indiana State	L 30-33
Nov. 6, 2004	at Tennessee Tech	L 37-40
Nov. 6, 2010	at Tennessee State	W 31-28
Sept. 22, 2012	vs. Murray State	W 50-49

1982 & 1983 games in FCS playoffs

OPPONENTS AGAINST EASTERN ILLINOIS**TOTAL OFFENSE:**

675.....	Tennessee State	Nov. 2, 2002
674.....	at Illinois State	Oct. 18, 1969
656.....	at Marshall	Sept. 12, 1992
631.....	at Western Michigan	Sept. 8, 2012
629.....	at San Diego State	Oct. 6, 2001
609.....	at Northern Illinois	Sept. 24, 1994

RUSHING YARDAGE:

490.....	at Central Michigan	Oct. 23, 1971
468.....	at Illinois State	Oct. 18, 1969
434.....	at South Dakota State	Nov. 24, 2012
432.....	Eastern Michigan	Oct. 21, 1972
425.....	Southern Illinois	Nov. 7, 1987
420.....	Central Michigan	Oct. 24, 1970
418.....	at Northern Illinois	Sept. 24, 1994
411.....	at Southeast Missouri	Oct. 1, 2011

PASSING YARDAGE:

529.....	Hawai'i	Sept. 30, 2006
473.....	Illinois State	Sept. 15, 2012
453.....	Hawai'i	Aug. 31, 2002
452.....	Hawai'i	Sept. 11, 1999
444.....	Idaho	Nov. 25, 1989
435.....	Tennessee State	Nov. 2, 2002
423.....	Murray State	Sept. 22, 2012
419.....	Truman State (NEMO.)	Sept. 6, 1986

POINTS

74.....	Illinois Wesleyan	Sept. 30, 1921
63.....	at Kansas State	Sept. 14, 2002
63.....	at Marshall	Sept. 12, 1992
61.....	at Hawai'i	Aug. 31, 2002
61.....	Central Michigan	Nov. 2, 1957
61.....	Millikin	Nov. 1, 1941
60.....	Central Michigan	Oct. 2, 1954

LOWEST OFFENSIVE TOTAL:

-12.....	vs. Kentucky State	Nov. 13, 1982
47.....	Butler	Sept. 8, 1979
50.....	UT Martin	Sept. 25, 1996
61.....	California (Pa.)	Aug. 30, 2003
65.....	Central State (Ohio)	Sept. 26, 1981
66.....	Illinois State	Nov. 10, 1979

OPPONENT FEWEST RUSHING YARDS:

-67.....	Kentucky State	Nov. 13, 1982
-23.....	Eastern Kentucky	Nov. 18, 2000
-1.....	Southeast Missouri	Nov. 9, 1996
-1.....	Southern Illinois	Sept. 10, 1983
0.....	Northern Michigan	Nov. 1, 1980

OPPONENT FEWEST PASSING YARDS:

5.....	Central State (OH) (4-of-16)	Sept. 26, 1981
7.....	Youngstown State (1-of-12)	Dec. 2, 1978
10.....	Missouri State	Oct. 24, 1992
13.....	Northwestern (La.) State	Sept. 8, 1990
20.....	Butler	Sept. 8, 1979
20.....	Cameron (Okla.)	Oct. 15, 1977
22.....	Austin Peay	Nov. 2, 1996

INDIVIDUAL BESTS

TOTAL OFFENSE:

Sean Payton.....	507 vs. Saginaw Valley.....	1985
Jimmy Garoppolo...	501 vs. Austin Peay.....	2012
Sean Payton.....	498 vs. SW Missouri.....	1984
Sean Payton.....	441 vs. W. Kentucky.....	1984
Anthony Buich.....	440 vs. SE Missouri.....	1999
Jimmy Garoppolo...	422 at UT Martin.....	2012
Jeff Christensen.....	416 vs. SW Missouri.....	1985
Jimmy Garoppolo...	402 vs. Murray State.....	2012

RUSHING YARDAGE:

J.R. Taylor.....	308 vs. Florida Atlantic.....	2002
Kevin Staple.....	283 vs. Grand Valley.....	1983
Nate Anderson.....	268 vs. St. Joseph.....	1973
Nate Anderson.....	259 vs. SW Missouri.....	1972
Willie High.....	240 vs. NW Louisiana.....	1993
J.R. Taylor.....	241 vs. SE Missouri.....	2001

RUSHING ATTEMPTS:

Willie High.....	48 vs. Northern Iowa.....	1993
------------------	---------------------------	------

PASSING YARDAGE:

Sean Payton.....	509 vs. Saginaw Valley.....	1985
Sean Payton.....	486 vs. SW Missouri.....	1984
Sean Payton.....	461 vs. W. Kentucky.....	1984
Jimmy Garoppolo...	453 vs. Austin Peay.....	2012
Anthony Buich.....	435 vs. SE Missouri.....	1999
Jimmy Garoppolo...	428 at UT Martin.....	2012
Tony Romo.....	414 at Toledo.....	2000

PASSING ATTEMPTS:

Jimmy Garoppolo...	61 at Illionis State.....	2012
Jimmy Garoppolo...	60 vs. Murray State.....	2012
Tony Romo.....	58 vs. Hawai'i.....	2002
Sean Payton.....	58 vs. Saginaw Valley.....	1985
Sean Payton.....	58 vs. Northern Iowa.....	1984

PASSES COMPLETED:

Sean Payton.....	40 vs. Saginaw Valley.....	1985
Jimmy Garoppolo...	39 vs. Murray State.....	2012
Jimmy Garoppolo...	37 at Illinois State.....	2012
Jimmy Garoppolo...	35 at UT Martin.....	2012
Anthony Buich.....	36 vs. SE Missouri.....	1999

RECEIVING (CATCHES):

Erik Lora.....	21 vs. Murray State.....	2012
* OVC Record		
Erik Lora.....	17 at UT Martin.....	2012
Erik Lora.....	15 vs. SE Missouri.....	2012
Willie White.....	15 vs. Illinois State.....	1971
Andre Raymond.....	14 vs. Hawai'i.....	2002
Rob Mehalic.....	14 vs. Delaware State.....	1981
Erik Lora.....	13 vs. Southern Illinois.....	2012
7 players tied with 12 receptions		

RECEIVING (YARDS):

Erik Lora.....	269 vs. Murray State.....	2012
Frank Cutolo.....	239 vs. Tennessee St.....	2001
Calvin Pierce.....	238 vs. SW Missouri.....	1986
Chris Wright.....	217 at Tennessee State.....	2010
Frank Cutolo.....	217 vs. Northern Iowa.....	2001
Erik Lora.....	215 at UT Martin.....	2012
Ralph Stewart.....	201 vs. S. Illinois.....	1988

ALL-PURPOSE RUSHING:

Poke Cobb.....	336 vs. Butler.....	1976
Andre Raymond.....	335 vs. Hawai'i.....	2002

TOUCHDOWN RECEPTIONS:

Scott McGhee.....	4 vs. Northern Iowa.....	1978
James Warring.....	4 vs. Northern Michigan.....	1978

INDIVIDUAL BESTS

TOUCHDOWNS:

Steve Turner.....	6 vs. Mecom Academy.....	1920
Kevin Staple.....	5 vs. Kentucky State.....	1982
J.R. Taylor.....	4 vs. Florida Atlantic.....	2002
J.R. Taylor.....	4 vs. Tennessee-Martin.....	2002
Kevin Staple.....	4 vs. Grand Valley.....	1983
James Warring.....	4 vs. Northern Michigan.....	1978
Scott McGhee.....	4 vs. Northern Iowa.....	1978

TOUCHDOWN PASSES:

Tony Romo.....	6 vs. Murray State.....	2000
Jeff Christensen.....	6 vs. Kentucky State.....	1982
Jimmy Garoppolo...	5 vs. Austin Peay.....	2012
Jimmy Garoppolo...	5 vs. Murray State.....	2012
Jimmy Garoppolo...	5 vs. Southern Illinois.....	2012
Tony Romo.....	5 vs. SE Missouri.....	2002
Sean Payton.....	5 vs. SW Missouri.....	1986
Sean Payton.....	5 vs. Western Kentucky.....	1984
Steve Turk.....	5 vs. Northern Michigan.....	1978

SOLO TACKLES:

Thomas Williams....	20 vs. St. Joseph.....	1997
Nick Ricks.....	18 vs. E. Kentucky.....	2002
Chris Nicholson.....	17 vs. SW Missouri.....	1983
Tim Lance.....	17 vs. Northern Iowa.....	1987
John Noll.....	15 vs. Northern Iowa.....	1987
Tim Lance.....	15 vs. W. Kentucky.....	1990
Jeff Mills.....	14 vs. Western Illinois.....	1988
Jeff Mills.....	14 vs. SW Missouri.....	1988

TOTAL TACKLES:

Tim Carver.....	31 vs. Texas-El Paso.....	1994
Jeff Mills.....	29 vs. SW Missouri.....	1988
Thomas Williams....	27 vs. St. Joseph.....	1997
Nick Ricks.....	25 vs. E. Kentucky.....	2002
Tyrone Covington...	25 vs. Illinois State.....	1984
John Noll.....	23 vs. Northern Iowa.....	1988
Ray Jeske.....	21 vs. Delaware.....	1978

TACKLES FOR LOSS:

Trevor Frericks.....	7.0 vs. Tennessee State.....	2009
----------------------	------------------------------	------

QUARTERBACK SACKS:

John Jurkovic.....	6 vs. SW Missouri.....	1986
Pete Catan.....	6 vs. Southern Illinois.....	1979

PASSES INTERCEPTED:

Bill Glenn.....	5 vs. Northern Illinois.....	1940
-----------------	------------------------------	------

MOST PASS RECEPTIONS BY A RUNNING BACK:

DuWayne Pitts.....	9 vs. SW Missouri.....	1984
--------------------	------------------------	------

MISC. INDIVIDUAL BESTS

LONGEST TOUCHDOWN PASS:

Tony Romo to.....	98 vs. E. Kentucky.....	2000
Will Bumphus.....		

LONGEST TOUCHDOWN RUN:

Poke Cobb.....	96 vs. Tennessee Tech.....	1976
----------------	----------------------------	------

LONGEST INTERCEPTION RETURN FOR TD:

Roosevelt Williams.....	98 vs. Tennessee St.....	2001
-------------------------	--------------------------	------

LONGEST FIELD GOAL:

Rich Ehmke.....	58 vs. Northern Iowa.....	1986
Steve Largent.....	53 vs. SW Missouri.....	1993

LONGEST KICKOFF RETURN:

Chris Watson.....	100 vs. Northern Iowa.....	1995
Marcus Potts.....	100 vs. Youngstown St.....	1977

LONGEST PUNT:

Bob Babb.....	100 vs. Illinois State.....	1946
Kevin Cook.....	86 vs. Southeast Missouri.....	2010
(EIU Division I record)		

LONGEST PUNT RETURN:

Bob Babb.....	100 vs. Millikin.....	1949
Jermaine Mobley....	80 vs. Tennessee State.....	2004
Frank Cutolo.....	80 at Central Florida.....	1999

MOST BLOCKED KICKS:

Kourtney Young.....	3 vs. Illinois State.....	2000
Scott Johnson.....	3 vs. Western Illinois.....	1988
Scott Johnson.....	3 vs. Western Kentucky.....	1988

MOST CONSECUTIVE PASSES COMPLETED:

Sean Payton.....	17 vs. Western Kentucky.....	1986
Tony Romo.....	16 vs. Indiana State.....	2001

MOST FIELD GOALS:

Rich Ehmke.....	5 vs. Winona State.....	1986
-----------------	-------------------------	------

MOST FUMBLE RECOVERIES:

Tied by many.....	2	
-------------------	---	--

MOST INTERCEPTIONS THROWN:

Jeff Thorne.....	7 vs. McNeese State.....	1993
------------------	--------------------------	------



All eyes are on Rich Ehmke's (#6) record-setting 58 yard field goal that gave the No. 8 ranked Panthers a 31-30 victory over No. 11 Northern Iowa on the last play of the game in 1986. Often described as the "most exciting game in EIU history," the Homecoming win in front of 11,000 plus fans propelled the Panthers on to the conference championship that season.

TOTAL OFFENSE:

1 ... Jimmy Garoppolo	3,823	2012
2 ... Sean Payton	3,661	1984
3 ... Sean Payton	3,397	1986
4 ... Tony Romo	3,149	2002
5 ... Sean Payton	3,005	1985
6 ... Anthony Buich	2,654	1999
7 ... Jeff Christensen	2,626	1981
8 ... Jimmy Garoppolo	2,583	2011
9 ... Tony Romo	2,563	2000
10 ... Steve Turk	2,367	1978

RUSHING YARDAGE:

1 ... Poke Cobb	1,609	1979
2 ... J.R. Taylor	1,522	2002
3 ... Willie High	1,487	1993
4 ... Willie High	1,458	1995
5 ... Vincent Webb	1,405	2006
6 ... Jamie Jones	1,403	1991
7 ... Poke Cobb	1,330	1978
8 ... Nate Anderson	1,261	1973
9 ... Nate Anderson	1,255	1972
10 ... Ademola Adeniji	1,254	2007

RUSHING ATTEMPTS:

1 ... Willie High	314	1995
2 ... Willie High	297	1994
3 ... Nate Anderson	296	1973
4 ... Poke Cobb	293	1979
5 ... Willie High	273	1993
6 ... Poke Cobb	267	1978
7 ... Vincent Webb	264	2006
8 ... Vincent Webb	262	2005
9 ... Nate Anderson	261	1972
10 ... J.R. Taylor	254	2002

PASSING YARDAGE:

1 ... Sean Payton	3,843	1984
2 ... Jimmy Garoppolo	3,823	2012
3 ... Sean Payton	3,456	1986
4 ... Tony Romo	3,165	2002
5 ... Sean Payton	3,146	1985
6 ... Anthony Buich	2,692	1999
7 ... Jeff Christensen	2,672	1981
8 ... Jimmy Garoppolo	2,644	2011
9 ... Tony Romo	2,583	2000
10 ... Steve Turk	2,423	1978

PASSING ATTEMPTS:

1 ... Jimmy Garoppolo	540	2012
2 ... Sean Payton	494	1985
3 ... Sean Payton	473	1984
4 ... Jeff Christensen	430	1981
5 ... Sean Payton	423	1986
6 ... Tony Romo	407	2002
7 ... Anthony Buich	356	1999
8 ... Jimmy Garoppolo	349	2011
9 ... Eric Arnold	346	1989
10 ... Matt Schabert	311	2004

PASSES COMPLETED:

1 ... Jimmy Garoppolo	331	2012
2 ... Sean Payton	270	1984
3 ... Tony Romo	258	2002
4 ... Sean Payton	256	1985
5 ... Sean Payton	222	1986
6 ... Jeff Christensen	222	1981
7 ... Jimmy Garoppolo	217	2011
8 ... Anthony Buich	216	1999
9 ... Eric Arnold	194	1989
10 ... Matt Schabert	190	2004

PASS COMPLETION (PCT.):

1 ... Mike Simpson	68.3	1997
... (168-246... 8 INT, 13 TD)		
2 ... Tony Romo	66.7	2001
... (138-207... 6 INT, 21 TD)		
3 ... Mike Simpson	66.0	1996
... (163-247... 7 INT, 19 TD)		
4 ... Bodie Reeder	65.4	2007
... (170-260... 5 INT, 10 TD)		
5 ... Tony Romo	63.4	2002
... (258-407... 16 INT, 34 TD)		

RECEIVING (CATCHES):

1 ... Erik Lora	136	2012
2 ... Jerry Wright	76	1984
3 ... Andre Raymond	70	2002
4 ... Roy Banks	69	1984
5 ... Rob Mehalic	67	1981
6 ... DuWayne Pitts	65	1985
7 ... Willie White	65	1971
8 ... Calvin Pierce	65	1986
9 ... Calvin Pierce	60	1985
10 ... James Warring	59	1978

RECEIVING (YARDS):

1 ... Erik Lora	1,664	2012
2 ... Roy Banks	1,269	1984
3 ... Calvin Pierce	1,200	1986
4 ... Jerry Wright	1,029	1984
5 ... Roy Banks	1,014	1986
6 ... James Warring	980	1978
7 ... Micah Rucker	966	2006
8 ... Willie White	915	1971
9 ... Calvin Pierce	900	1985
10 ... Chris Wright	888	2012

ALL-PURPOSE YARDS:

1 ... Andre Raymond	2,268	2002
2 ... Jamie Jones	2,007	1991
3 ... Erik Lora	1,752	2012
4 ... Poke Cobb	1,689	1978
5 ... Poke Cobb	1,667	1979
6 ... Poke Cobb	1,608	1976
7 ... Jamie Jones	1,607	1990
8 ... J.R. Taylor	1,591	2002
9 ... Vincent Webb	1,588	2006
10 ... Willie High	1,537	1995
11 ... Willie High	1,508	1993

TOUCHDOWNS OVERALL:

1 ... J.R. Taylor	20	2001
2 ... J.R. Taylor	18	2002
3 ... Roy Banks	17	1984
4 ... James Marable	16	1986
5 ... Scott McGhee	16	1980
6 ... Poke Cobb	16	1978
7 ... Ademola Adeniji	15	2007
8 ... Vincent Webb	15	2005
9 ... James Warring	14	1978
10 ... Poke Cobb	14	1978

TOUCHDOWNS RUSHING:

1 ... J.R. Taylor	18	2002
... J.R. Taylor	18	2001
3 ... Poke Cobb	16	1978
4 ... Vincent Webb	15	2005
... Ademola Adeniji	15	2007
6 ... Poke Cobb	14	1979
7 ... James Marable	13	1986
8 ... Jake Walker	12	2012
... Vincent Webb	12	2004
... Willie High	12	1995
... Willie High	12	1993
... Poke Cobb	12	1976

TOUCHDOWN RECEPTIONS:

1 ... Roy Banks	17	1984
2 ... Scott McGhee	16	1980
3 ... Micah Rucker	13	2006
4 ... Will Bumphus	13	2002
5 ... Erik Lora	12	2012
6 ... Chris Wright	11	2012
... Chris Wright	11	2011
... Roy Banks	11	1986
9 ... Micah Rucker	9	2007
... Ralph Stewart	9	1988
... Roy Banks	9	1985

TOUCHDOWN PASSES:

1 ... Tony Romo	34	2002
2 ... Jimmy Garoppolo	31	2012
3 ... Sean Payton	28	1984
4 ... Tony Romo	27	2000
5 ... Steve Turk	25	1978
6 ... Sean Payton	23	1986
7 ... Sean Payton	22	1985
8 ... Tony Romo	21	2001
... Jeff Thorne	21	1991
... Jeff Christensen	21	1982

TOTAL POINTS SCORED:

1 ... J.R. Taylor	120	2001
2 ... J.R. Taylor	112	2002
3 ... Roy Banks	102	1984
4 ... James Marable	96	1986
... Scott McGhee	96	1986
... Poke Cobb	96	1978
7 ... Ademola Adeniji	90	2007
... Vincent Webb	90	2005
9 ... Cameron Berra	84	2012
... Justin Lynch	84	1996
... Poke Cobb	84	1979
... James Warring	84	1978

INDIVIDUAL SEASON RECORDS

67

SOLO TACKLES:

1 ... Thomas Williams	102	1997
2 ... Nick Ricks	98	2002
3 ... Tim Lance	93	1990
4 ... Jeff Mills	91	1988
5 ... Clint Sellers	88	2005
6 ... Tim Carver	87	1995
7 ... Nick Ricks	85	2001
8 ... Randy Melvin	85	1979
9 ... John Williams	83	1999
10 ... Tim Carver	82	1993

TOTAL TACKLES:

1 ... Tim Carver	179	1994
2 ... Tyrone Covington	172	1984
3 ... Tim Lance	152	1990
4 ... Thomas Williams	150	1997
5 ... Nick Ricks	149	2002
6 ... Jeff Mills	144	1988
7 ... Tim Carver	138	1995
... Tim Carver	138	1993
9 ... John Noll	129	1990
10 ... Bill Mines	128	1982

TACKLES FOR LOSS:

1 ... Pete Catan	19	1978
2 ... Pierre Walters	16.5	2008
3 ... Trevor Frericks	16	2009
... Nick Ricks	16	2002
... Mike Carlin	16	2000
... Aaron Thomas	16	1986
... Ira Jefferson	16	1981
8 ... Pierre Walters	15	2006
... Dan Dee	15	1992
10 ... Donovan Johnson	14	2008
... John Jurkovic	14	1988
... John Jurkovic	14	1986
... Pete Catan	14	1979

QUARTERBACK SACKS:

1 ... Pete Catan	21	1979
2 ... Keith Wojnowski	16	1982
3 ... Pete Catan	15	1978
4 ... Ira Jefferson	15	1981
5 ... John Jurkovic	13	1986
... Greg Duncan	13	1982
7 ... Pete Catan	11	1980
8 ... Mike Carlin	10	2000
... Tom Moskal	10	1984
10 ... Chris Nicholson	8.5	1983
... Bill Mines	8.5	1981

PASSES INTERCEPTED:

1 ... Mike Grier	11	1971
2 ... Kourtney Young	7	2000
... Rodney Reynolds	7	1986
... Robert Williams	7	1983
... Randy McCue	7	1982
... Kevin Gray	7	1980
... Rich Brown	7	1980
... Rich Brown	7	1978
9 ... Tim Lance	6	1989
... Tony Farrell	6	1991

PASS BREAK-UPS:

1 ... Ben Brown	16	2004
2 ... Dale Lloyd	15	1987
3 ... Jerome Buchanan	12	1994
4 ... Rashad Haynes	11	2009
... Kourtney Young	11	2001
6 ... Ray McElroy	10	1994
... Ray McElroy	10	1993

FIELD GOALS MADE:

1 ... Steve Largent	16	1995
... Dave Strauch	16	1982
3 ... Tyler Wilke	15	2008
... Rich Ehmke	15	1987
5 ... Austin Signor	14	2009
... Henry Castellanos	14	1983
7 ... Cameron Berra	12	2012
... Zach Yates	12	2006
... Rich Ehmke	12	1986
10 ... Steve Largent	11	1993
... Jeff Sanders	11	1976

POINT AFTER ATTEMPTS MADE:

1 ... Bill Besenhofer	49	2000
2 ... Cameron Berra	48	2012
3 ... Rich Ehmke	47	1986
... Dan DiMartino	47	1978
5 ... Bill Besenhofer	43	2001
... Chad Larner	43	1996
7 ... Tyler Wilke	40	2007
8 ... Steve Kuehn	39	2000
9 ... Zach Yates	35	2005
... Steve Largent	35	1995

MISC. SEASON RECORDS

BEST PUNTING AVERAGE:

Kevin Cook	44.6	2007
------------------	------	------

FIELD GOAL PCT. (MIN. 10 MADE):

Cameron Berra	
... .923 (12-13)	2012

MOST BLOCKED KICKS:

Scott Johnson	6	1988
---------------------	---	------

MOST FUMBLE RECOVERIES:

Tyrone Covington	6	1984
Ortega Jackson	6	1982

PASS RECEP. BY A RUNNING BACK:

DuWayne Pitts	65	1985
---------------------	----	------

MOST RUSHING YARDS BY QB:

Joe Davis	432	1968
-----------------	-----	------

CONSECUTIVE 100-YD REC. GAMES

Erik Lora	7	2012
-----------------	---	------

CONSECUTIVE 100-YD RUSH GAMES

Poke Cobb	11	1979
-----------------	----	------

KICK OFF RETURN YARDS:

1 ... Andre Raymond	872	2002
2 ... Quinten Ponius	848	2007
3 ... Lorence Ricks	795	2010
4 ... Tavares Crawford	695	2011
5 ... Daryl Holcombe	664	1987
6 ... Chris Watson	660	1996
7 ... Obadiah Cooper	609	1993
8 ... Frank Cutolo	549	1999
9 ... Mark Campana	543	1979
10 ... Ken Trimble	528	1970

PUNT RETURN YARDS:

1 ... Frank Cutolo	296	2000
2 ... Frank Cutolo	231	2001
3 ... Frank Cutolo	208	1999
4 ... Scott McGhee	203	1979
5 ... Pete Mauch	191	1993
... Greg Rhea	191	1986
7 ... Pete Mauch	188	1992
8 ... Chris Watson	185	1996
9 ... Gary Bridges	172	1983
10 ... Donnie Davis	169	1997

MISC. RECORDS

Career 100-Yard Receiving Games

1 ... Roy Banks	14
2 ... Jerry Wright	11
3 ... Erik Lora	10
... Calvin Pierce	10
5 ... Chris Wright	6
... Micah Rucker	6
... James Warring	6

Career 300-Yard Passing Games

1 ... Sean Payton	22
2 ... Jimmy Garoppolo	10
3 ... Tony Romo	9
4 ... Jeff Christensen	7
5 ... Anthony Buich	5

Career 100-Yard Rushing Game

1 ... Poke Cobb	27
2 ... Willie High	21
3 ... Vincent Webb	20
4 ... J.R. Taylor	18
5 ... Jamie Jones	17

TOTAL OFFENSE:

1 ... Sean Payton (1983-86).....	10,298
2 ... Tony Romo (1999-02).....	8,059
3 ... Jimmy Garoppolo (2010-).....	7,977
4 ... Jeff Thorne (1990-93).....	6,317
5 ... Jeff Christensen (1980-82).....	6,185
6 ... Poke Cobb (1976-79).....	5,161
7 ... Anthony Buich (1998-99).....	4,523
8 ... Eric Arnold (1987-89).....	4,431
9 ... Vincent Webb (2003-06).....	4,233
10 ... Willie High (1992-95).....	4,231

RUSHING YARDAGE:

1 ... Poke Cobb (1976-79).....	5,042
2 ... Vincent Webb (2003-06).....	4,233
3 ... Willie High (1992-95).....	4,231
4 ... J.R. Taylor (1999-02).....	3,705
5 ... Jamie Jones (1988-91).....	3,466
6 ... Kevin Staple (1980-83).....	3,296
7 ... Jabarey McDavid (1996-00).....	2,837
8 ... DuWayne Pitts (1984-87).....	2,690
9 ... Justin Lynch (1995-98).....	2,658
10 ... Mark Stettner (1974-77).....	2,638

RUSHING ATTEMPTS:

1 ... Poke Cobb (1976-79).....	930
2 ... Willie High (1992-95).....	913
3 ... Vincent Webb (2003-06).....	869
4 ... Jamie Jones (1988-91).....	727
5 ... Kevin Staple (1980-83).....	724
6 ... DuWayne Pitts (1984-87).....	659
7 ... J.R. Taylor (1999-2000).....	635
8 ... Mark Stettner (1974-77).....	604
9 ... Jabarey McDavid (1996-00).....	574
10 ... Justin Lynch (1995-98).....	568

PASSING YARDAGE:

1 ... Sean Payton (1983-86).....	10,655
2 ... Tony Romo (1999-02).....	8,212
3 ... Jimmy Garoppolo (2010-).....	8,106
4 ... Jeff Thorne (1990-93).....	6,578
5 ... Jeff Christensen (1980-82).....	6,282
6 ... Eric Arnold (1987-89).....	4,722
7 ... Anthony Buich (1998-99).....	4,493
8 ... Mike Simpson (1996-97).....	3,901
9 ... Ron Gustafson (1969-71).....	3,820
10 ... Bodie Reeder (2007-09).....	3,741

PASSING ATTEMPTS:

1 ... Sean Payton (1983-86).....	1,408
2 ... Jimmy Garoppolo (2010-pres.).....	1,100
3 ... Jeff Thorne (1990-93).....	967
4 ... Tony Romo (1999-2002).....	941
5 ... Jeff Christensen (1980-82).....	925
6 ... Eric Arnold (1987-89).....	663
7 ... Anthony Buich (1998-99).....	596
8 ... Bodie Reeder (2007-09).....	560
9 ... Mike Simpson (1996-97).....	493
10 ... Pete Mauch (1992-95).....	437

PASSES COMPLETED:

1 ... Sean Payton (1983-86).....	756
2 ... Jimmy Garoppolo (2010-).....	672
3 ... Tony Romo (1999-02).....	584
4 ... Jeff Thorne (1990-93).....	536
5 ... Jeff Christensen (1980-82).....	469
6 ... Eric Arnold (1987-89).....	395
7 ... Ron Gustafson (1969-71).....	389
8 ... Anthony Buich (1998-99).....	363
9 ... Bodie Reeder (2007-09).....	356
10 ... Roger Haberer (1962-65).....	354

RECEIVING (CATCHES):

1 ... Erik Lora (2009-pres.).....	209
2 ... Roy Banks (1983-86).....	184
3 ... Willie White (1970-73).....	164
4 ... Calvin Pierce (1983-86).....	163
5 ... Jerry Wright (1981-84).....	150
6 ... DuWayne Pitts (1984-87).....	148
7 ... Chris Wright (2009-12).....	137
8 ... Ryan Voss (2003-06).....	126
... Rob Mehalic (1978-81).....	126
10 ... Frank Cutolo (1998-2001).....	119

RECEIVING (YARDS):

1 ... Roy Banks (1983-86).....	3,177
2 ... Calvin Pierce (1983-86).....	2,629
3 ... Jerry Wright (1981-84).....	2,522
4 ... Erik Lora (2009-pres.).....	2,462
5 ... Chris Wright (2009-12).....	2,443
6 ... Willie White (1970-73).....	2,197
7 ... Frank Cutolo (1998-2001).....	2,182
8 ... Ryan Voss (2003-06).....	1,925
9 ... Scott McGhee (1977-80).....	1,920
10 ... Rob Mehalic (1978-81).....	1,766
11 ... Micah Rucker (2006-07).....	1,743
12 ... Mike Rummell (1989-92).....	1,700

ALL-PURPOSE YARDS:

1 ... Poke Cobb (1976-79).....	6,077
2 ... Andre Raymond (2000-03).....	5,688
3 ... Jamie Jones (1988-91).....	5,583
4 ... Vincent Webb (2003-06).....	4,750
5 ... Kevin Staple (1980-83).....	4,651
6 ... J.R. Taylor (1999-2000).....	4,487
7 ... Willie High (1992-95).....	4,379
8 ... DuWayne Pitts (1984-87).....	3,949
9 ... Frank Cutolo (1998-01).....	3,872
10 ... Justin Lynch (1995-98).....	3,564
11 ... Roy Banks (1983-86).....	3,309

TOUCHDOWNS OVERALL:

1 ... J.R. Taylor (1999-02).....	51
2 ... Poke Cobb (1976-79).....	49
3 ... Vincent Webb (2003-06).....	43
4 ... Roy Banks (1983-86).....	38
5 ... Willie High (1991-95).....	37
6 ... Chris Wright (2009-12).....	32
7 ... Andre Raymond (2000-03).....	28
8 ... Justin Lynch (1995-98).....	27
... Scott McGhee (1977-80).....	27
10 ... Will Bumphus (1999-2000).....	25
... Kevin Staple (1980-83).....	25

TOUCHDOWNS RUSHING:

1 ... J.R. Taylor (1999-02).....	51
2 ... Poke Cobb (1976-79).....	49
3 ... Vincent Webb (2003-06).....	43
4 ... Willie High (1991-95).....	37
5 ... Justin Lynch (1995-98).....	27
6 ... Jake Walker (2010-12).....	22
... Kevin Staple (1980-83).....	22
8 ... Mark Stettner (1974-77).....	20
... Nate Anderson (1971-73).....	20
... Dennis Bundy (1966-68).....	20

TOUCHDOWN RECEPTIONS:

1 ... Roy Banks (1983-86).....	38
2 ... Chris Wright (2009-12).....	32
3 ... Scott McGhee (1977-80).....	27
4 ... Will Bumphus (1999-2002).....	25
5 ... James Warring (1977-79).....	22
... Micah Rucker (2006-07).....	22
7 ... Jerry Wright (1981-84).....	21
... Willie White (1970-73).....	21
9 ... Ryan Voss (2003-06).....	18
10 ... Erik Lora (2009-pres.).....	16
... Frank Cutolo (1998-2001).....	16

TOUCHDOWN PASSES:

1 ... Tony Romo (1999-02).....	85
2 ... Sean Payton (1983-86).....	75
3 ... Jimmy Garoppolo (2010-pres.).....	65
4 ... Jeff Christensen (1980-82).....	51
5 ... Jeff Thorne (1990-93).....	44
6 ... Steve Turk (1978-79).....	36
7 ... Mike Simpson (1996-97).....	32
8 ... Ron Gustafson (1969-71).....	30
9 ... Anthony Buich (1998-99).....	27
10 ... Pete Mauch (1992-95).....	24

TOTAL POINTS SCORED:

1 ... J.R. Taylor (1999-02).....	310
2 ... Poke Cobb (1976-79).....	296
3 ... Steve Largent (1992-95).....	260
4 ... Vincent Webb (2003-06).....	258
5 ... Roy Banks (1983-86).....	230
6 ... Willie High (1992-95).....	222
7 ... Chad Lerner (1996-99).....	211
8 ... Justin Lynch (1995-98).....	198
9 ... Chris Wright (2009-12).....	194
10 ... Cameron Berra (2010-pres.).....	176

SOLO TACKLES:

1 ... Tim Carver (1992-95).....	320
2 ... Nick Ricks (2000-03)	298
3 ... Tim Lance (1987-90).....	232
4 ... Jeff Mills (1985-89)	211
5 ... Randy Melvin (1977-80)	209
6 ... Fred Miller (2000-03)	204
7 ... James Dorsey (1992-95)	176
8 ... Bill Mines (1979-82).....	169
9 ... John Noll (1987-90)	168
10 ... Donald Thomas (2004-07).....	156

TOTAL TACKLES:

1 ... Tim Carver (1992-95).....	565
2 ... Nick Ricks (2000-03)	478
3 ... Jeff Mills (1985-89)	426
4 ... Tim Lance (1987-90).....	403
5 ... Bill Mines (1979-82).....	367
6 ... Fred Miller (2000-03)	344
... Tyrone Covington (1981-84)	344
8 ... Cory Leman (2008-11).....	325
9 ... John Jurkovic (1985-89)	311
10 ... John Noll (1987-90)	307

TACKLES FOR LOSS:

1 ... Pete Catan (1976-80)	45
2 ... Nick Ricks (2000-03)	43
3 ... Pierre Walters (2005-08).....	42.5
4 ... John Jurkovic (1985-89)	41
5 ... Artavious Dowdell (2009-12).....	37.5
6 ... Kory Lothe (2002-05).....	36
7 ... Fred Miller (2000-03)	33
8 ... Mike Carlin (1997-2000)	32
9 ... Ira Jefferson (1978-81)	30
10 ... Trevor Frericks (2007-09)	28

QUARTERBACK SACKS:

1 ... Pete Catan (1976-80)	47
2 ... Ira Jefferson (1978-81)	31
3 ... John Jurkovic (1985-89)	27
4 ... Kory Lothe (2002-05).....	24
... Mike Carlin (1997-2000)	24
... Keith Wojnowski (1979-82)	24
7 ... Artavious Dowdell (2009-12).....	20
8 ... Tom Moskal (1982-85)	19
9 ... Joe Remke (1988-91)	17
10 ... Chris Nicholson (1982-83)	16.5
11 ... Pierre Walters (2005-08).....	15.5

PASSES INTERCEPTED:

1 ... Rich Brown (1977-80).....	17
2 ... Rodney Reynolds (1986-89).....	14
3 ... Mike Grier (1970-71).....	13
4 ... Scott Johnson (1985-88)	12
... Robert Williams (1980-83)	12
... Wilbert James (1978-81)	12
7 ... Rashad Haynes (2007-10).....	10
... Kevin Gray (1980-81)	10
... Bob Ford (1968-70)	10
10 ... Kourtney Young (1998-2001).....	9
... Tony Farrell (1989-91)	9
... Daryl Holcombe (1986-89).....	9

PASSES BREAK-UPS:

1 ... Kourtney Young (1998-01)	33
2 ... Ben Brown (2003-06).....	31
... Chris Brown (1993-96).....	31
4 ... Rashad Haynes (2007-10).....	30
5 ... Terrance Sanders (2002-06).....	23
... James Dorsey (1992-95)	23
... Ray McElroy (1991-94).....	23
8 ... Jeff Mills (1985-89)	21
9 ... Steffan Nicholson (1996-98)	20
10 ... B.J. Brown (2003-06).....	19
... Chad Cleveland (2002-05).....	19
... Jerome Buchanan (1991-94)	19

FIELD GOALS MADE:

1 ... Steve Largent (1992-95).....	46
2 ... Cameron Berra (2010-pres.).....	27
... Rich Ehmke (1986-87).....	27
4 ... Tyler Wilke (2005-08).....	26
... Chad Larner (1996-99)	26
6 ... Jeff Sanders (1974-77)	22
7 ... Zach Yates (2005-08)	21
8 ... Steve Kuehn (2002-05).....	18
9 ... Dave Strauch (1982-83)	16
10 ... Ray D'Alessio (1989-90).....	15

POINT AFTER ATTEMPTS MADE:

1 ... Chad Larner (1996-99)	133
2 ... Steve Largent (1992-95).....	122
3 ... Cameron Berra (2010-pres.).....	95
4 ... Bill Bessenhofer (1998-01)	92
5 ... Steve Kuehn (2002-06).....	86
6 ... Dan DiMartino (1978-79)	78
7 ... Tyler Wilke (2005-08).....	69
... Zach Yates (2005-07)	69
9 ... Rick Ehmke (1986-87).....	59
10 ... Jeff Sanders (1974-77)	56

MISC. CAREER RECORDS

MOST CONSECUTIVE PATS:

Steve Largent (1992-94).....	73
------------------------------	----

FIELD GOAL PCT. (MIN. 15 MADE):

Cameron Berra (2010-).....	81.8 (27-of-33)
Zach Yates (2005-08)	72.4 (21-of-29)

BEST PUNTING AVERAGE:

Kevin Cook (2007-10).....	42.3
---------------------------	------

MOST FUMBLE RECOVERIES:

Randy Melvin (1977-80)	9
------------------------------	---

MOST PUNT RETURN TOUCHDOWNS:

Frank Cutolo (1998-01)	4
------------------------------	---

MOST PUNT RETURNS:

Mark Campana (1976-79)	85
------------------------------	----

MOST KICK OFF RETURNS:

Quinten Ponius (2005-08)	82
--------------------------------	----

PASS RECEP. BY A RUNNING BACK:

DuWayne Pitts (1984-87)	148
-------------------------------	-----

CAREER PASSING PERCENTAGE:

Mike Simpson (1996-97)....	67.1 (331-for-493)
----------------------------	--------------------

KICK OFF RETURN YARDS:

1....Andre Raymond (2000-03)	1,968
2....Quinten Ponius (2005-08).....	1,815
3....Chris Watson (1995-98).....	1,477
4....Lorence Ricks (2008-11).....	1,408
5....Daryl Holcombe (1986-89).....	1,379
6....Jamie Jones (1988-91)	1,235
7....Tavares Crawford (2010-12)	1,088
8....Ray McElroy (1991-94).....	1,055
9....Frank Cutolo (1998-01).....	808
10....Obadiah Cooper (1992-93).....	802

PUNT RETURN YARDS:

1....Frank Cutolo (1998-01).....	795
2....Pete Mauch (1992-95).....	468
3....Charlie Person (1980-83)	372
4....Mark Campana (1976-79).....	340
5....Gary Hunter (1970-72).....	331
6....Terrence Hickman (1989-92)	302
7....Scott McGhee (1977-80)	294
8....Charles Owens (2003-06).....	263
9....Adam Kesler (2005-08).....	262
10....Greg Rhea (1985-86).....	258

1,000 YARD CAREER RUSHERS

1 ... Poke Cobb (1976-79)	5,042
2 ... Vincent Webb (2003-06).....	4,233
3 ... Willie High (1992-95)	4,231
4 ... J.R. Taylor (1999-02)	3,705
5 ... Jamie Jones (1988-91)	3,466
6 ... Kevin Staple (1980-83)	3,296
7 ... Jabarey McDavid (1996-00)	2,837
8 ... DuWayne Pitts (1984-87).....	2,690
9 ... Justin Lynch (1995-98)	2,658
10 ... Mark Stettner (1974-77).....	2,638
11 ... Nate Anderson (1971-73)	2,516
12 ... Andre Raymond (2000-03)	2,323
13 ... Ademola Adeniji (2003-07)	2,274
14 ... Tavorus Bess (2004-08)	2,033
15 ... Jake Walker (2010-12).....	1,893
16 ... James Marable (1985-88).....	1,632
17 ... Ken Werner (1969-71)	1,526
18 ... Edson Castillo (1989-92)	1,457
19 ... Dennis Bundy (1966-68).....	1,410
20 ... Bill Korosec (1991-94)	1,366
21 ... Chris Hicks (1992-95)	1,323
22 ... Wayne Brown (1998-00).....	1,202
23 ... Mon Williams (2009-10).....	1,079
24 ... Ibrahim Bawa (1994-97)	1,020

50-YARD FIELD GOALS

- 58 – Rich Ehmke (Oct. 11, 1986 vs. Northern Iowa)
- 53 – Steve Largent (Oct. 24, 1992 at Missouri State)
- 52 – Steve Largent (Oct. 2, 1993 at Indiana State)
- 50 – Evan Araposthathis (Sept. 28, 1985 at Southern Illinois)
- 50 – Steve Berryman (Nov. 3, 1984 vs. Northern Iowa)
- 50 – Jeff Sanders (Oct. 23, 1976 vs. Central State – Ohio)
- 50 – Jeff Sanders (Nov. 2, 1974 at Youngstown State)

70-YARD PUNTS

- 86 – Kevin Cook (Oct. 2, 2010 vs. Southeast Missouri)
- 79 – Tom Schofield (Nov. 22, 2003 vs. Samford)
- 79 – Steve Largent (Sept. 10, 1994 at UTEP)
- 78 – Don Manzke (Nov. 8, 1980 vs. Northern Iowa)
- 75 – Kevin Cook (Sept. 18, 2010 at UT Martin)
- 73 – Tyler Wilke (Nov. 17, 2007 vs. Samford)
- 73 – Evan Araposthathis (Sept. 28, 1985 at Southern Illinois)
- 72 – Henry Castellanos (Oct. 14, 1983 vs. Northern Iowa)

KICKOFF RETURNS TD (ALL)

- 100 – Chris Watson (Oct. 7, 1995 at Northern Iowa)
- 100 – Marcus Potts (Nov. 5, 1977 at Youngstown State)
- 98 – Frank Cutolo (Oct. 16, 1998 at Murray State)
- 97 – Quentin Ponius (Nov. 10, 2007 at Jacksonville State)
- 95 – Andre Raymond (Sept. 21, 2002 vs. Indiana State)
- 90 – Mark Campana (Dec. 2, 1978 vs. Youngstown State) *
- 88 – James Marable (Sept. 6, 1986 vs. Truman State)
- 87 – Lorence Ricks (Oct. 24, 2009 at Jacksonville State)
- 85 – Daryl Holcombe (Sept. 12, 1987 at Truman State)
- 84 – Obadiah Cooper (Oct. 3, 1992 vs. Southern Illinois)
- 83 – Tavares Crawford (Oct. 1, 2011 at Southeast Missouri)
- 80 – Kevin Staple (Sept. 13, 1980 at Southern Illinois)

PUNT RETURN TD (OVER 50 YARDS)

- 80 – Jermaine Mobley (Oct. 30, 2004 vs. Tennessee State)
 - 80 – Frank Cutolo (Oct. 2, 1999 at Central Florida)
 - 77 – Frank Cutolo (Nov. 1, 2001 at UT Martin)
 - 72 – Mark Campana (Nov. 25, 1978 at UC Davis) *
 - 71 – Chris Watson (Sept. 14, 1996 vs. Indiana State)
 - 59 – Frank Cutolo (Sept. 9, 2000 vs. Kentucky Wesleyan) #
- # Cutolo had two in game (also 38 yard return for TD)

FUMBLE RETURN TD (OVER 50 YARDS)

- 68 – Tristan Burge (Oct. 22, 2005 at Murray State)
- 66 – Mike Gentile (Sept. 23, 2000 at UT Martin)
- 60 – Jake Maurer (Nov. 8, 2003 vs. Tennessee Tech)
- 51 – Juan Cox (Nov. 3, 1990 vs. Western Kentucky)

INT RETURN TD (OVER 50 YARDS)

- 98 – Roosevelt Williams (Oct. 27, 2001 vs. Tennessee State)
- 87 – Terrence Sanders (Nov. 25, 2006 vs. Illinois State) *
- 85 – Bill Cochrane (Oct. 4, 1986 vs. Liberty)
- 83 – Ed Jackson (Nov. 23, 1996 vs. Eastern Kentucky)
- 79 – CJ James (Nov. 14, 2009 vs. UT Martin)
- 76 – Tristan Burge (Sept. 1, 2005 vs. Indiana State)
- 76 – Chris Nicholson (Sept. 3, 1983 at Illinois State)
- 70 – Chris Brown (Sept. 17, 1994 vs. Lock Haven)
- 66 – Erik Dircks (Sept. 7, 1993 at McNeese State)
- 65 – Nick Ricks (Oct. 18, 2003 at Murray State)
- 59 – Ralph Fulton (Sept. 19, 1970 vs. UW Milwaukee)
- 56 – Kevin Gray (Oct. 18, 1980 at Western Illinois)
- 55 – Bob Bronaugh (Sept. 14, 1985 vs. Indiana State)
- 52 – Dan Fallon (Sept. 29, 1984 vs. Ferris State)

Chris Wright finished his EIU playing days as the OVC career leader in touchdown receptions with 32

PASS RECEPTIONS FOR TD (OVER 70 YARDS)

- 98 – Will Bumphus from Tony Romo (Nov. 18, 2000 vs. Eastern Kentucky)
 - 81 – Chris Wright from Jimmy Garoppolo (Nov. 6, 2010 at Tennessee State)
 - 80 – Frank Cutolo from Tony Romo (Nov. 17, 2001 vs. Murray State)
 - 79 – Obadiah Cooper from Jeff Thorne (Oct. 24, 1992 at Missouri State)
 - 77 – Shaun Grace from Anthony Buich (Nov. 14, 1998 at UT Martin)
 - 75 – Roy Banks from Sean Payton (Nov. 3, 1984 vs. Northern Iowa)
 - 75 – Jerry Wright from Jeff Christensen (Nov. 6, 1982 at Missouri State)
 - 74 – Chris Wright from Jimmy Garoppolo (Nov. 17, 2012 at Central Arkansas)
 - 74 – Frank Cutolo from Tony Romo (Oct. 27, 2001 vs. Tennessee State)
 - 74 – Jason Cook from Eric Arnold (Nov. 25, 1989 at Idaho) *
 - 74 – Calvin Pierce from Sean Payton (Oct. 25, 1986 at Missouri State)
 - 74 – Willie White from Joe Hume (Sept. 30, 1972 vs. Illinois-Chicago)
 - 73 – Jason Cook from Lee Borkowski (Oct. 13, 1990 vs. Indiana State)
 - 73 – Roy Banks from Sean Payton (Oct. 6, 1984 vs. Illinois State)
 - 73 – Roy Banks from Sean Payton (Sept. 1, 1984 at Grand Valley State) #
 - 72 – Kenny Whittaker from Jimmy Garoppolo (Sept. 10, 2011 at Northwestern)
 - 72 – Derick Wilhelms from Sean Payton (Nov. 8, 1986 at Indiana State)
 - 71 – Frank Cutolo from Tony Romo (Dec. 1, 2001 vs. Northern Iowa) *
 - 71 – Greg Jensik from Pete Mauch (Oct. 1, 1994 at Missouri State)
 - 71 – Roy Banks from Sean Payton (Nov. 10, 1984 vs. Western Kentucky)
 - 71 – Roy Banks from Sean Payton (Sept. 1, 1984 at Grand Valley State) #
 - 70 – Ryan Voss from Andy Vincent (Sept. 25, 2004 at Eastern Michigan)
 - 70 – Ralph Stewart from Eric Arnold (Oct. 8, 1988 vs. Southern Illinois)
 - 70 – Greg Browne from Steve Hagenbruch (Sept. 8, 1973 at UW Stevens Point)
- # Banks had two 70+ yard touchdown receptions in the same game

RUSHING TD (OVER 70 YARDS)

- 96 – Poke Cobb (Oct. 9, 1976 vs. Tennessee Tech)
- 90 – Vincent Webb (Oct. 16, 2004 vs. Murray State)
- 88 – Nate Anderson (Oct. 27, 1973 vs. St. Joseph's IND)
- 85 – Jamie Jones (Sept. 1, 1990 at Northern Illinois)
- 83 – Vincent Webb (Oct. 22, 2005 at Murray State)
- 80 – Vincent Webb (Sept. 27, 2003 at Indiana State)
- 80 – J.R. Taylor (Sept. 8, 2000 vs. Indiana State)
- 79 – Justin Lynch (Oct. 18, 1997 vs. Middle Tennessee)
- 77 – Kevin Staple (Sept. 17, 1983 vs. Grand Valley State)
- 76 – Don Pittman (Nov. 5, 1977 at Youngstown State) --- Quarterback
- 76 – Gerald Bell (Sept. 11, 1976 at Truman State)
- 74 – Wayne Brown (Nov. 14, 1998 at UT Martin)
- 74 – Poke Cobb (Sept. 15, 1979 vs. Wayne State – Mich.)
- 73 – Ademola Adeniji (Oct. 6, 2007 vs. Eastern Kentucky)
- 71 – Mon Williams (Nov. 13, 2010 at Illinois State)

* Play happened in NCAA Playoff Game



PASS RECEPTIONS

YEAR	PLAYER(S)	NO
1963.....	Tad Heiminger	29
1964.....	Tad Heiminger	46
1965.....	Lynn Strack	36
1966.....	Frank Farr	7
1967.....	Bob Jensen	25
1968.....	Ed Stephens	40
1969.....	Bob Jensen	24
1970.....	Mark O'Donnell.....	52
1971.....	Willie White.....	65
1972.....	Willie White.....	49
1973.....	Willie White.....	20
1974.....	Jim Young.....	18
1975.....	Art Jackson.....	11
1976.....	Art Jackson.....	12
1977.....	Mark Francis.....	8
1978.....	Poke Cobb.....	8
1979.....	James Warring	59
1980.....	James Warring	47
1980.....	Scott McGhee.....	44
1981.....	Rob Mehalic	67
1982.....	Jerry Wright	29
1983.....	Jerry Wright	44
1984.....	Jerry Wright	76
1985.....	DuWayne Pitts.....	65
1986.....	Calvin Pierce	65
1987.....	Ralph Stewart.....	38
1988.....	Ralph Stewart.....	37
1989.....	Jason Cook	37
1990.....	Mike Rummell.....	30
1991.....	Jamie Jones	29
1992.....	Mike Rummell.....	37
1993.....	Greg Jensik	29
1994.....	Bill Korosec	29
1995.....	Greg Jensik	38
1996.....	Chris Hicks	18
1997.....	Chris Szarka	35
1998.....	Donnie Davis	31
1999.....	Phil Taylor.....	31
2000.....	Paul Massat.....	51
2001.....	Frank Cutolo.....	33
2002.....	Frank Cutolo.....	41
2003.....	Andre Raymond	70
2004.....	Dawanzelle Hopson ..	56
2005.....	Ryan Voss	46
2006.....	Ryan Voss	37
2007.....	Micah Rucker	49
2008.....	Micah Rucker	55
2009.....	Charles Graves	40
2010.....	Jimmy Potempa.....	32
2011.....	Erik Lora.....	50
2012.....	Chris Wright.....	42
	Kenny Whittaker.....	42
2012.....	Erik Lora.....	136 *

* Set FCS Single Season Record

PASS RECEIVING

YEAR	PLAYER	YDS
1963.....	Ray Schaljo	301
1964.....	Tad Heiminger	415
1965.....	Lynn Strack.....	427
1966.....	Curt Leonard	86
1967.....	Bob Jensen	255
1968.....	Ed Stephens.....	483
1969.....	Bob Jensen	281
1970.....	Mark O'Donnell.....	721
1971.....	Willie White.....	915
1972.....	Willie White.....	713
1973.....	Roger Drach	260
1974.....	Jim Young.....	234
1975.....	Mark Francis.....	120
1976.....	Doug Hiatt	170
1977.....	Mark Francis.....	143
1978.....	James Warring	980
1979.....	James Warring	548
1980.....	Scott McGhee.....	763
1981.....	Rob Mehalic	787
1982.....	Jerry Wright	706
1983.....	Jerry Wright	779
1984.....	Roy Banks	1269
1985.....	Calvin Pierce	900
1986.....	Calvin Pierce	1200
1987.....	Ralph Stewart.....	634
1988.....	Ralph Stewart.....	645
1989.....	Jason Cook	730
1990.....	Mike Rummell.....	440
1991.....	Mike Rummell.....	373
1992.....	Mike Rummell.....	633
1993.....	Greg Jensik	438
1994.....	Greg Jensik	692
1995.....	Chris Hicks	307
1996.....	Chris Szarka	475
1997.....	Anton Manuel	382
1998.....	Phil Taylor.....	437
1999.....	Rahsaan Smith.....	537
2000.....	Frank Cutolo.....	710
2001.....	Frank Cutolo.....	792
2002.....	Andre Raymond	672
2003.....	Dawanzelle Hopson ..	466
2004.....	Ryan Voss	784
2005.....	Ryan Voss	610
2006.....	Micah Rucker	966
2007.....	Micah Rucker	777
2008.....	Charles Graves	561
2009.....	Lorence Ricks.....	381
2010.....	Chris Wright.....	557
2011.....	Chris Wright.....	735
2012.....	Erik Lora.....	1664

PASSING

YEAR	PLAYER	CMP	ATT	INT	YDS	TDs
1963.....	Roger Haberer	64	124	5	644	4
1964.....	Roger Haberer	153	302	17	1443	13
1965.....	Roger Haberer	116	247	17	1266	5
1966.....	Joe Davis	36	96	6	338	8
1967.....	Joe Davis	70	162	10	631	4
1968.....	Joe Davis	76	167	8	931	5
1969.....	Terry Tuley.....	74	163	7	870	8
1970.....	Ron Gustafson	142	285	20	1851	15
1971.....	Ron Gustafson	138	308	11	1745	13
1972.....	Joe Hume.....	86	193	12	1214	9
1973.....	Steve Hagenbruch ..	31	75	9	528	4
1974.....	Kevin Hussey	37	75	4	388	2
1975.....	Kevin Hussey	31	59	3	282	0
1976.....	Andy Vogl	20	42	2	314	2
1977.....	Andy Vogl	30	77	6	387	1
1978.....	Steve Turk	160	294	20	2423	25
1979.....	Steve Turk	108	243	14	1288	11
1980.....	Jeff Christensen	94	194	10	1340	13
1981.....	Jeff Christensen	222	430	22	2672	17
1982.....	Jeff Christensen	153	301	14	2270	21
1983.....	John Rafferty	123	221	17	1504	10
1984.....	Sean Payton.....	270	473	15	3843	28
1985.....	Sean Payton.....	256	494	23	3146	22
1986.....	Sean Payton.....	222	423	15	3456	23
1987.....	Eric Arnold	92	186	7	1159	3
1988.....	Eric Arnold	109	208	12	1325	7
1989.....	Eric Arnold	194	346	14	2238	12
1990.....	Jeff Thorne	86	165	8	1054	2
1991.....	Jeff Thorne	151	246	6	1920	21
1992.....	Jeff Thorne	155	277	6	1944	10
1993.....	Jeff Thorne	144	279	19	1660	11
1994.....	Pete Mauch	98	182	7	1610	8
1995.....	Pete Mauch	95	193	4	1295	8
1996.....	Mike Simpson.....	163	247	7	1987	19
1997.....	Mike Simpson.....	168	246	8	1914	13
1998.....	Anthony Buich	147	240	5	1801	12
1999.....	Anthony Buich	216	356	12	2692	15
2000.....	Tony Romo	164	278	12	2583	27
2001.....	Tony Romo	138	207	6	2068	21
2002.....	Tony Romo	258	407	16	3165	34
2003.....	Andrew Harris	264	160	7	1456	8
2004.....	Matt Schabert.....	190	311	10	2153	15
2005.....	Mike Donato	145	254	9	1747	9
2006.....	Cole Stinson	122	224	11	1349	12
2007.....	Bodie Reeder	170	260	5	1726	10
2008.....	Bodie Reeder	177	282	7	1931	13
2009.....	Jake Christensen ..	175	300	11	2204	19
2010.....	Jimmy Garoppolo..	124	211	13	1639	14
2011.....	Jimmy Garoppolo..	217	349	14	2644	20
2012.....	Jimmy Garoppolo..	331	540	15	3823	31

SCORING

YEAR	PLAYER(S)	TDs	PAT	FGM	PTS
1963	Jim Lynch	4			24
1964	Ray Schaljo	5			30
1965	Ken Heffley	4			24
1966	Dennis Bundy	7			42
1967	Larry Angelo	4			24
1968	Dennis Bundy	10			60
1969	Vic Wicks	3	1		20
1970	Ken Werner	6	3		42
1971	Ken Werner	8			48
1972	Nate Anderson	10			60
1973	Nate Anderson	10			60
1974	Mark Stettner	4			24
1975	Andy Vogl	2			12
1976	Poke Cobb	13	1		80
1977	Poke Cobb	6			36
1978	Poke Cobb	16			96
1979	Poke Cobb	14			84
1980	Scott McGhee	16			96
1981	Tyrone Davis	8			48
	Roger Holoman	8			48
1982	Kevin Staple	13			78
1983	Henry Castellanos		14	14	56
1984	Roy Banks	17			102
1985	Roy Banks	9	1		56
1986	James Marble	16			96
1987	Rich Ehmke		12	15	57
1988	Ralph Stewart	9			54
1989	Ray D'Alesio		23	10	53
1990	Ray D'Alesio		19	5	34
1991	Edson Castillo	10			60
1992	Bill Korosec	12			72
1993	Willie High	12			72
1994	Willie High	11			66
1995	Steve Largent		35	16	83
1996	Justin Lynch	11			66
1997	Justin Lynch	9			54
1998	Justin Lynch	10			60
1999	Chad Lerner		29	8	53
2000	Bill Besenhofer		49	9	76
2001	J.R. Taylor	20			120
2002	J.R. Taylor	18			112
2003	Vincent Webb	6			36
2004	Vincent Webb	12			72
2005	Vincent Webb	15			90
2006	Micah Rucker	13			78
2007	Ademola Adeniji	15			90
2008	Tyler Wilke		29	15	74
2009	Austin Signor		34	14	76
2010	Cameron Berra	19	8		43
2011	Chris Wright	11	0	0	66
2012	Cameron Berra	48	12		84

RUSHING

YEAR	PLAYER	ATT	YDS	TDs
1963	Jim Lynch	101	309	3
1964	Lynn Strack	78	307	1
1965	Ken Heffley	142	554	4
1966	Dennis Bundy	155	542	7
1967	Larry Angelo	171	545	4
1968	Dennis Bundy	155	529	10
1969	Ken Werner	94	386	1
1970	Ken Werner	131	400	4
1971	Ken Werner	203	740	8
1972	Nate Anderson	261	1255	10
1973	Nate Anderson	296	1261	10
1974	Mark Stettner	137	484	4
1975	Mark Stettner	201	904	7
1976	Poke Cobb	192	1152	12
1977	Poke Cobb	178	951	6
1978	Poke Cobb	267	1330	16
1979	Poke Cobb	293	1609	14
1980	Kevin Staple	138	576	1
1981	Kevin Staple	137	700	3
1982	Kevin Staple	229	1012	10
1983	Kevin Staple	220	1008	8
1984	DuWayne Pitts	105	362	6
1985	DuWayne Pitts	227	968	5
1986	James Marble	154	884	4
1987	DuWayne Pitts	228	884	4
1988	James Marble	153	622	2
1989	Jamie Jones	237	887	5
1990	Jamie Jones	228	1055	5
1991	Jamie Jones	233	1403	4
1992	Bill Korosec	142	571	11
1993	Willie High	273	1487	12
1994	Willie High	297	1154	11
1995	Willie High	314	1450	12
1996	Justin Lynch	201	912	11
1997	Justin Lynch	172	930	9
1998	Justin Lynch	193	803	7
1999	Jabarey McDavid	173	755	1
2000	J.R. Taylor	129	739	7
2001	J.R. Taylor	185	1177	18
2002	J.R. Taylor	254	1522	18
2003	Vincent Webb	115	593	5
2004	Vincent Webb	228	1106	12
2005	Vincent Webb	262	1129	15
2006	Vincent Webb	264	1405	7
2007	Ademola Adeniji	248	1254	15
2008	Travorus Bess	192	1086	3
2009	Mon Williams	191	870	9
2010	Jimmy Potempa	117	491	2
2011	Jake Walker	151	580	10
2012	Jake Walker	232	1133	12

PUNTING

YEAR	PLAYER	NO	YDS	AVG
1963	Roy Dillard	52	2041	39.2
1964	Dick Wetzler	45	1658	36.8
1965	Larry Baird	37	1321	35.6
1966	Larry Baird	53	1805	34.1
1967	Bill Crail	41	1363	33.2
1968	Bill Crail	19	593	31.2
1969	George Heintz	61	2292	37.6
1970	George Heintz	48	1762	36.7
1971	Joe Hume	32	1110	34.6
1972	Joe Hume	35	1124	32.1
1973	Rick Tsupros	53	1730	32.6
1974	Dave Hoover	66	2320	35.1
1975	Dave Hoover	60	2220	37.0
1976	Jeff Gossett	28	825	29.5
1977	Jeff Gossett	62	2668	43.0
1978	Scott McGhee	32	973	30.4
1979	Jeff Gossett	51	2036	39.9
1980	Don Manzke	65	2641	40.6
1981	Don Manzke	52	2157	41.5
1982	Don Manzke	65	2595	39.9
1983	Henry Castellanos	54	2031	37.6
1984	Evan Arapostathis	58	1971	34.0
1985	Evan Arapostathis	62	2346	37.8
1986	Steve Tillotson	39	1507	38.6
1987	Steve Tillotson	64	2577	40.3
1988	Brian Pindar	68	2410	35.4
1989	Brian Pindar	64	2205	34.5
1990	Brian Pindar	70	2835	40.5
1991	Brian Pindar	48	1813	37.8
1992	Jason Caldwell	58	2352	40.6
1993	Darrell Rennels	56	2071	37.0
1994	Steve Largent	53	1844	34.8
1995	Shawn Denzer	52	1870	36.0
1996	Shawn Denzer	38	1562	41.1
1997	John Fowle	45	1789	39.8
1998	Bill Besenhofer	54	1899	35.2
1999	Bill Besenhofer	56	2297	41.0
2000	Bill Besenhofer	46	1823	39.6
2001	Bill Besenhofer	36	1374	38.2
2002	Tom Schofield	55	1924	35.0
2003	Tom Schofield	66	2505	38.0
2004	Tom Schofield	58	2235	38.5
2005	Tom Schofield	69	2709	39.3
2006	Zach Yates	59	2128	36.1
2007	Kevin Cook	36	1604	44.6
2008	Kevin Cook	40	1587	39.7
2009	Kevin Cook	50	2100	42.0
2010	Kevin Cook	55	2360	42.9
2011	Scott Weatherford	48	1805	37.6
2012	Scott Weatherford	54	2127	39.4

ALL-PURPOSE YARDAGE

YEAR	PLAYER	RUSH	REC	PR	KOR	YDs
1963	Rod Butler	205	100	116	87	508
1964	Wayne Stingley	115	211	135	309	770
1965	Lynn Strack	211	427		124	762
1966	Dennis Bundy	542				542
1967	Larry Angelo	545	212	33	267	1057
1968	Tom Walters	392	140		118	650
1969	Steve Bell	92	237	24	354	707
1970	Mark O'Donnell		721			721
1971	Willie White		915		269	1184
1972	Nate Anderson	1255	44			1299
1973	Nate Anderson	1261	62			1323
1974	Gerald Bell	279	28		299	606
1975	Mark Stettner	904	17		91	1012
1976	Poke Cobb	1152	120	37	299	1671
1977	Poke Cobb	951	117		45	1113
1978	Poke Cobb	1330	225	67	134	1756
1979	Poke Cobb	1609	58			1667
1980	Kevin Staple	576	34		446	1056
1981	Kevin Staple	700	365		132	1197
1982	Kevin Staple	1012	198		36	1246
1983	Kevin Staple	1008	96		48	1152
1984	Roy Banks		1269	10		1279
1985	DuWayne Pitts	968	458			1426
1986	James Marble	683	297		260	1240
1987	DuWayne Pitts	884	236	22	142	1284
1988	James Marble	622	268			890
1989	Jamie Jones	887	184	14	181	1266
1990	Jamie Jones	1055	270		282	1607
1991	Jamie Jones	1403	299		305	2007
1992	Bill Korosec	571	336		14	921
1993	Willie High	1487	21			1508
1994	Willie High	1154	39			1193
1995	Willie High	1458	79			1537
1996	Justin Lynch	912	201			1113
1997	Justin Lynch	930	240			1170
1998	Justin Lynch	803	210			1013
1999	Frank Cutolo	56	452	208	549	1265
2000	Frank Cutolo		710	296	61	1067
2001	Andre Raymond	717	309		477	1503
2002	Andre Raymond	612	672	112	872	2268
2003	Andre Raymond	580	104		229	913
2004	Vincent Webb	1106	184		8	1298
2005	Vincent Webb	1129	52			1181
2006	Vincent Webb	1405	183			1588
2007	Ademola Adeniji	1254	148	0	0	1402
2008	Travorus Bess	1086	172	0	0	1258
2009	Mon Williams	870	29	0	0	899
2010	Lorence Ricks	21	285	0	795	1101
2011	Chris Wright	0	735	0	23	758
2012	Erik Lora	14	1664	74	0	1752

TOTAL TACKLES

YEAR	PLAYER	NO
1978	Tom Seward	118
1979	Randy Melvin	119
1980	Ira Jefferson	107
1981	Ira Jefferson	95
1982	Bill Mines	128
1983	Tyrone Covington	99
1984	Tyrone Covington	172
1985	Derrick Wilhelms	98
1986	Jeff Mills	127
1987	Daryl Holcombe	97
1988	Jeff Mills	144
1989	Tim Lance	120
1990	Tim Lance	152
1991	Jeff Miles	90
1992	Tim Carver	110
1993	Tim Carver	138
1994	Tim Carver	179
1995	Tim Carver	138
1996	Rodney Pontes	82
1997	Thomas Williams	150
1998	Brian Jones	90
1999	John Williams	120
2000	Nick Ricks	93
2001	Nick Ricks	125
2002	Nick Ricks	149
2003	Nick Ricks	111
2004	Jamarr Day	115
2005	Clint Sellers	121
2006	Donald Thomas	127
2007	Donald Thomas	91
2008	Ke'Andre Sams	74
2009	Nick Nasti	83
2010	Nick Nasti	114
2011	Cory Leman	106
2012	Robert Haynes	101

SOLO TACKLES

YEAR	PLAYER	NO
1978	Tom Seward	41
1979	Randy Melvin	68
1980	Ira Jefferson	68
1981	Ira Jefferson	73
1982	Robert Williams	59
1983	Chris Nicholson	60
1984	Tyrone Covington	47
1985	Bob Bronaugh	29
1986	Jeff Mills	39
1987	Daryl Holcombe	59
1988	Jeff Mills	91
1989	Jeff Mills	67
1990	Tim Lance	93
1991	Jeff Miles	60
1992	Tim Carver	74
1993	Tim Carver	82
1994	Tim Carver	77
1995	Tim Carver	87
1996	Rodney Wilson	50
1997	Thomas Williams	102
1998	Antwan Perry	56
1999	John Williams	83
2000	Corey Lewis	51
2001	Nick Ricks	85
2002	Nick Ricks	98
2003	Nick Ricks	65
2004	Chad Cleveland	44
2005	Clint Sellers	88
2006	Donald Thomas	49
2007	Adrian Arrington	48
2008	Rashad Haynes	44
2009	Nick Nasti	38
2010	Nick Nasti	47
2011	Cory Leman	57
2012	Nick Beard	61

TACKLES FOR LOSS

YEAR	PLAYER(S)	NO
1978	Pete Catan	19
1979	Pete Catan	14
1980	Pete Catan	12
1981	Ira Jefferson	16
1982	Keith Wojnowski	9
1983	Chris Nicholson	9
1984	Tom Moskal	12
1985	Scott Pilkerton	8
1986	Aaron Thomas	16
1987	Aaron Thomas	7
	Carl Parker	7
1988	John Jurkovic	14
1989	John Jurkovic	13
1990	Joe Remke	10
	Kent McIntyre	10
1991	Joe Remke	9
1992	Dan Dee	15
1993	Mike Miller	9
1994	Joe Pale	8
1995	Rodney Wilson	5
1996	Rodney Wilson	13
1997	Thomas Williams	9
1998	Ryan Pace	9
1999	Mike Carlin	10
2000	Mike Carlin	16
2001	Fred Miller	12
2002	Nick Ricks	20
2003	Nick Ricks	10
2004	Kory Lothe	10
2005	Clint Sellers	13
2006	Pierre Walters	15
2007	Jeff Sobol	9.5
2008	Pierre Walters	16.5
2009	Trevor Frericks	16
2010	Spyros Bazigos	13.5
2011	Artavious Dowdell	7.5
	Gordy Kickels	7.5
2012	Artavious Dowdell	13.5

QB SACKS

YEAR	PLAYER(S)	NO
1978	Pete Catan	15
1979	Pete Catan	21
1980	Pete Catan	11
1981	Ira Jefferson	15
1982	Keith Wojnowski	16
1983	Chris Nicholson	9
1984	Tom Moskal	10
1985	Tom Moskal	7
1986	John Jurkovic	13
1987	Tom Goven	4
1988	John Jurkovic	7
1989	John Jurkovic	6
	Jim Sarver	6
1990	Joe Remke	7
1991	Joe Remke	6
1992	John Vaks	7
1993	Kevin Zeng	8
1994	Curtis Price	6
	Mike Miller	6
1995	Brian McGavock	8
1996	John Moyer	7
1997	Dave Thomas	4
1998	Brian Jones	4
	Andy Lee	
1999	Mike Carlin	6
2000	Mike Carlin	10
2001	Nick Ricks	6
2002	Kory Lothe	5
2003	Kory Lothe	8
2004	Kory Lothe	6
2005	Kory Lothe	5
2006	Pierre Walters	6
2007	Pierre Walters	4
2008	Donovan Johnson	6
2009	Perry Burge	5
2010	Artavious Dowdell	4.5
2011	Artavious Dowdell	5
2012	Artavious Dowdell	7.5



Left: Pete Catan led Eastern Illinois in sacks and tackles for loss for three straight seasons as the Panthers made NCAA Division II Championship game appearances in 1978 and 1980. EIU won the title over Delaware in 1978.

Right: Tristan Burge earned first team AFCA All-America honors in 2006 as the Panthers earned back-to-back Ohio Valley Conference championships. Burge ended his career with 17 tackles and one interception in the Panthers NCAA playoff loss to Illinois State.



INTERCEPTIONS

YEAR	PLAYER(S)	NO
1978.....	Rich Brown	7
1979.....	Tom Murray	4
1980.....	Rich Brown	7
	Kevin Gray	7
1981.....	Wilbert James.....	4
1982.....	Randy McCue.....	7
1983.....	Robert Williams	7
1984.....	James Boyd.....	4
1985.....	Bob Bronaugh	5
1986.....	R.L. Reynolds.....	7
1987.....	Scott Johnson.....	3
1987.....	Daryl Holcombe.....	3
1988.....	Scott Johnson.....	4
1989.....	Tim Lance.....	6
1990.....	Tony Farrell.....	3
1991.....	Tony Farrell.....	6
1992.....	Mike Martinez.....	4
1993.....	Ray McElroy	4
1994.....	Chris Brown.....	2
	James Dorsey	2
1995.....	Tim Carver.....	2
1996.....	Hasheem Rasheem.....	5
1997.....	Ed Jackson.....	3
	Chris Watson.....	3
1998.....	Steffan Nicholson	3
1999.....	John Williams	4
2000.....	Kourtney Young.....	7
2001.....	Roosevelt Williams.....	3
2002.....	Nick Allison	2
	Chad Cleveland	2
	George Love	2
2003.....	George Love	2
	Fred Miller	2
	Nick Ricks.....	2
	Kevin Walz	2
2004.....	Ben Brown	2
2005.....	Clint Sellers	5
2006.....	Seymour Loftman.....	4
2007.....	Rashad Haynes.....	5
2008.....	Rashad Haynes.....	4
2009.....	CJ James	5
2010.....	Sean Campbell.....	2
2011.....	Nick Martinez.....	2
2012.....	Robert Haynes	2
	Jourdan Wickliffe	2
	Tavares Crawford	2

FUMBLE RECOVERIES

YEAR	PLAYER(S)	NO
1981.....	Tom Murray	4
1982.....	Ortega Jackson	6
1983.....	Greg Duncan	4
1984.....	Tyrone Covington	6
1985.....	Bob Bronaugh	4
1986.....	Dan Polewski.....	3
	Bill Cochran	3
1987.....	Ben Stevenson.....	3
	Scott Johnson.....	3
1988.....	Jim Sarver	4
1989.....	Jim Sarver	3
1990.....	Juan Cox	2
	Dan Dee	2
	Eric Dircks	2
1991.....	Dan Dee	2
	Tony Farrell.....	2
	Derrick Lane	2
	Joe Remke	2
1992.....	Seven tied	1
1993.....	Three tied	2
1994.....	Tim Carver.....	4
1995.....	Three tied	2
1996.....	John Moyer.....	4
1997.....	Thomas Williams	2
	Jay Grodecki	2
1998.....	Ryan Pace.....	3
	Chris Watson.....	3
1999.....	Torrey Chambliss.....	2
	Terry Griffis	2
	Kourtney Young.....	2
2000.....	Nick Ricks	3
2001.....	Brad Metzger.....	2
	Fred Miller	2
	Nick Ricks	2
2002.....	Roosevelt Williams	4
2003.....	Ben Brown	4
2004.....	Jamarr Day	2
2005.....	Tristan Burge	3
	Tim Kelly	3
	Lucius Seymour	3
2006.....	Donald Thomas	4
2007.....	7 players tied with	1
2008.....	Adrian Arrington.....	2
	Andre Lima	2
2009.....	Nick Nasti	2
	Cory Leman.....	2
	Gordy Kickels	2
	Andre Lima	2
2010.....	Artavious Dowdell.....	3
2011.....	Gordy Kickels	2
2012.....	Antonio Taylor	2

EASTERN ILLINOIS FOOTBALL
CONFERENCE DEFENDERS OF THE YEAR

JOHN JURKOVIC

1985-89

1988 Gateway Conference
Defender of the Year
1989 Gateway Conference
Defender of the Year



TIM LANCE

1987-90

1990 Gateway Conference
Defender of the Year



TIM CARVER

1992-95

1995 Gateway Conference
Defender of the Year



NICK RICKS

2000-03

2002 OVC
Defender of the Year



CLINT SELLERS

2005-06

2005 OVC
Defender of the Year



DONALD THOMAS

2004-Present

2006 OVC
Defender of the Year

100-150 YARD RUSHING GAMES

150.....	Jabarey McDavid	at Illinois State	9/20/97	118.....	J.R. Taylor	Illinois State	9/28/02
149.....	Justin Lynch	Pittsburg (KS) State	9/7/96		DuWayne Pitts	Southwest Missouri	10/24/87
148.....	Vincent Webb	at Southeast Missouri	10/8/05		DuWayne Pitts	Western Illinois	10/26/85
	J.R. Taylor	at Florida Atlantic	11/10/01	117.....	Vincent Webb	at Hawai'i	9/30/06
	Jamie Jones	at Western Illinois	10/6/90		Justin Lynch	Illinois State	10/17/98
147.....	Vincent Webb	at Samford	11/20/04		Justin Lynch	St. Joseph's (IN)	9/3/98
	J.R. Taylor	Southeast Missouri	11/4/00	116.....	Wayne Brown	at Middle Tennessee	10/24/98
	Kevin Staple	at Akron	10/8/83		Willie High	at Southern Illinois	11/11/95
146.....	Andre Raymond	Southeast Missouri	11/4/00		Edson Castillo	Illinois State	10/19/91
	DuWayne Pitts	at Northeastern Missouri	9/12/87		Kevin Staple	Illinois State	10/4/80
	Kevin Staple	at South Dakota	9/5/81		Poke Cobb	Northern Michigan	10/30/76
	Poke Cobb	Evansville	11/19/77	115.....	Ron Jordan	at Southeast Missouri	9/29/07
145.....	Vincent Webb	Tennessee-Martin	10/29/05		Vincent Webb	at Jacksonville State	11/19/05
	Poke Cobb	Western Illinois	10/1/77	114.....	Vincent Webb	at Eastern Michigan	9/25/04
143.....	Jamie Jones	at Northern Iowa	10/28/89		Justin Morris	at Tennessee-Martin	11/1/01
	Poke Cobb	at Akron	9/30/78		Kevin Staple	Northeast Missouri	9/27/80
142.....	J.R. Taylor	Indiana State	9/21/02		Poke Cobb	at Southern Illinois	9/29/79
	Jamie Jones	at Southern Illinois	11/2/91		Ken Werner	UW Stevens Point	9/11/71
	Poke Cobb	Central State	10/23/76	113.....	Mon Williams	at Indiana State	9/12/09
141.....	Kevin Staple	Western Illinois	10/22/83		Andre Raymond	Tennessee State	10/27/01
	Kevin Staple	Illinois State	9/4/82		Poke Cobb	at Northern Iowa	10/27/79
140.....	J.R. Taylor	Tennessee State	10/7/00		Poke Cobb	at Central State	9/24/77
	DuWayne Pitts	Western Illinois	10/10/87	112.....	Justin Lynch	Indiana State	11/1/96
	Ken Werner	Southwest Missouri	10/30/71		DuWayne Pitts	Western Illinois	10/20/84
139.....	Willie High	Northern Iowa	10/8/94	111.....	Shaun Grace	at Tennessee-Martin	11/14/98
	Willie High	Lock Haven	9/17/94		DuWayne Pitts	at Northeastern Missouri	9/7/85
137.....	DuWayne Pitts	Liberty	9/20/87	110.....	Andre Raymond	Illinois State	9/20/03
136.....	Ken Werner	Evansville	10/17/71		Andre Raymond	California (PA)	8/30/03
134.....	Andre Raymond	at Tennessee Tech	10/5/02		J.R. Taylor	at Hawai'i	8/31/02
	J.R. Taylor	Murray State	11/17/01		Jabarey McDavid	at Indiana State	8/31/00
	Jabarey McDavid	Middle Tennessee	10/18/97		Justin Lynch	at Southeast Missouri	11/9/96
	Poke Cobb	at Northeastern Missouri	9/22/79		Willie High	at Indiana State	10/2/93
	Poke Cobb	Central State	9/2/78		Poke Cobb	Northern Iowa	9/16/78
	Don Pittman	at Youngstown State	11/5/77	109.....	Jake Walker	Tennessee State	11/5/11
	Nate Anderson	at Wisconsin-Milwaukee	9/22/73		Chevon Walker	at Tennessee Tech	11/22/08
	Joe Davis	Bradley	10/19/68		Vincent Webb	Eastern Kentucky	10/15/05
133.....	Ibrahim Bawa	Murray State	10/19/96		Jabarey McDavid	Kentucky Wesleyan	9/9/00
	Willie High	at Illinois State	11/5/94		Kevin Staple	Youngstown State	10/25/80
	Wes Nixon	Illinois State	9/4/82		Poke Cobb	Butler	9/8/79
132.....	Jake Walker	Southeast Missouri	11/10/12		Tom Walters	at Illinois-Chicago	11/2/68
	J.R. Taylor	at Southeast Missouri	10/19/02	108.....	Vincent Webb	at Indiana State	9/27/03
	Conrad Praamsma	Eastern Kentucky	11/23/96		Jamie Jones	Eastern Washington	9/14/91
	Jamie Jones	Indiana State	10/13/90	107.....	Mon Williams	at Southern Illinois	11/28/09
	Don Pittman	at Murray State	11/12/77		Vincent Webb	at Illinois State	9/16/06
	Nate Anderson	Wisconsin-Milwaukee	9/23/72		James Marable	at Northern Michigan	9/13/86
129.....	Willie High	at Southwest Missouri	10/1/94		Ken Werner	at Fairmont State	11/14/70
	Jamie Jones	Western Illinois	10/5/91	106.....	Vincent Webb	at Tennessee Martin	10/28/06
128.....	Justin Lynch	St. Joseph's (IN)	9/13/97		Ademola Adeniji	at Tennessee-Martin	10/23/04
	Mark Stettner	at Butler	11/13/76		Shaun Grace	at Eastern Kentucky	11/21/98
	Mark Stettner	at Western Illinois	10/16/76		Kevin Staple	at Northeastern Missouri	9/24/83
127.....	Travorus Bess	at Tennessee State	10/27/07		Tyrone Davis	Western Illinois	10/17/81
126.....	Jabarey McDavid	St. Joseph's (IN)	9/13/97	105.....	Jamie Jones	at Illinois State	9/29/90
	Justin Lynch	Eastern Kentucky	11/23/96		Tom Meeks	at Northern Michigan	9/13/75
	Bill Korosec	Southern Illinois	10/3/92		Steve Hagenbruch	Illinois State	10/19/74
	Poke Cobb	Illinois State	11/20/76	104.....	Vincent Webb	Indiana State	9/11/04
125.....	Jake Walker	at South Dakota State	11/24/12		Justin Lynch	at Northern Illinois	9/19/98
	Willie High	Illinois State	10/28/95		Jamie Jones	Lock Haven	8/31/91
	Kevin Staple	Northeastern Missouri	9/11/82	103.....	Jake Walker	Jacksonville State	10/13/12
	Cliff Thurman	at Youngstown State	11/5/77		Kevin Staple	Indiana State	11/14/81
124.....	Jake Walker	at Austin Peay	10/29/11	102.....	Jake Walker	Murray State	9/22/12
	Travorus Bess	vs. Southeast Missouri	10/18/08		Andre Raymond	at Tennessee-Martin	9/23/00
	Vincent Webb	at Eastern Kentucky	10/14/06		Justin Lynch	Southwest Missouri	10/3/98
	Jabarey McDavid	at Southeast Missouri	11/9/96		Jabarey McDavid	at Austin Peay	11/2/96
	Poke Cobb	at Butler	9/9/78		Willie High	Indiana State	10/29/94
	Mark Stettner	Central State	10/23/76		Edson Castillo	Northern Iowa	11/7/92
	Mark Stettner	at Central Missouri	10/4/75		Jamie Jones	Northwestern State (La.)	9/9/89
122.....	J.R. Taylor	Tennessee Tech	9/29/01		Nate Anderson	Quantico Marines	11/4/72
	Jamie Jones	at Southern Illinois	9/16/89		Nate Anderson	Illinois State	10/7/72
	James Marable	Austin Peay	9/10/88	101.....	Jimmy Potempa	Jacksonville State	9/25/10
121.....	Willie High	Western Kentucky	11/12/94		Justin Lynch	Indiana State	9/14/96
	Jamie Jones	Murray State	9/22/90		Jamie Jones	at Northwestern State (La.)	9/8/90
	Larry Angelo	at Wisconsin-Milwaukee	9/23/67		Lonnie Denton	Wayne State	9/16/79
120.....	James Marable	Northern Iowa	10/11/86		Poke Cobb	vs. Delaware	12/9/78
119.....	Jake Walker	at Eastern Kentucky	10/27/12	100.....	J.R. Taylor	at Tennessee State	11/2/02
	Mon Williams	at Southeast Missouri	9/19/09		James Marable	at Indiana State	10/1/88
	Jabarey McDavid	Eastern Kentucky	11/23/96		Kevin Staple	at Western Illinois	10/23/82
	Mark Stettner	at Northeastern Missouri	9/11/76		Rod Slaughter	Illinois State	10/4/80
	Tom Meeks	Western Illinois	10/18/75		Nate Anderson	Wayne State	11/3/73

151-200 YARD RUSHING GAMES

198.....	Justin Lynch.....	Middle Tennessee.....	10/19/97
197.....	Poke Cobb.....	South Dakota.....	9/1/79
	Ademola Adeniji.....	at Murray State.....	10/13/07
193.....	Nate Anderson.....	at Illinois State.....	9/30/72
191.....	Vincent Webb.....	Murray State.....	10/16/04
189.....	Nate Anderson.....	Indiana State.....	9/6/72
186.....	Ademola Adeniji.....	Eastern Kentucky.....	10/6/07
184.....	Travorus Bess.....	at Illinois.....	9/6/08
183.....	Willie High.....	Western Kentucky.....	10/14/95
182.....	Jake Walker.....	at UT Martin.....	10/6/12
	Vincent Webb.....	Murray State.....	10/21/06
	Willie High.....	Western Illinois.....	11/4/95
179.....	Vincent Webb.....	Indiana State.....	9/9/06
	Jabarey McDavid.....	Tennessee-Martin.....	9/25/99
	Nate Anderson.....	Illinois-Chicago.....	9/28/73
177.....	Jabarey McDavid.....	at Tennessee Tech.....	10/26/96
174.....	J.R. Taylor.....	at Murray State.....	11/23/02
	Wayne Brown.....	at Tennessee-Martin.....	11/14/98
	Poke Cobb.....	Wayne State.....	9/15/79
173.....	Willie High.....	Tennessee-Martin.....	9/16/95
	Poke Cobb.....	Youngstown State.....	11/3/79
172.....	Willie High.....	Murray State.....	9/1/93
171.....	Willie High.....	Austin Peay.....	8/31/95
170.....	J.R. Taylor.....	at Southern Illinois.....	10/20/01
	Ademola Adeniji.....	Samford.....	11/17/07
169.....	Poke Cobb.....	at Northern Michigan.....	10/21/78
	Poke Cobb.....	Tennessee Tech.....	10/9/76
	DuWayne Pitts.....	Saginaw Valley.....	9/21/85
168.....	Jamie Jones.....	Northern Illinois.....	9/1/90
	Willie High.....	Southeast Missouri.....	9/9/95
166.....	Jamie Jones.....	Southwest Missouri.....	11/16/91
165.....	Norris Smith.....	Indiana State.....	9/9/06
	Willie High.....	Southern Illinois.....	11/19/94
164.....	Vincent Webb.....	at Murray State.....	10/22/05
163.....	Travorus Bess.....	at Tennessee Tech.....	11/22/08
	Poke Cobb.....	Western Illinois.....	10/6/79
161.....	Andre Raymond.....	at Tennessee-Martin.....	11/1/01
	Poke Cobb.....	at Illinois State.....	11/10/79
	Nate Anderson.....	Central Missouri.....	11/11/72
160.....	Jamie Jones.....	at Northern Iowa.....	11/23/91
159.....	Willie High.....	Central State (OH).....	9/30/95
	Kevin Staple.....	at Youngstown State.....	10/2/82
	Nate Anderson.....	Western Illinois.....	11/27/73
158.....	DuWayne Pitts.....	Northeast Missouri.....	9/6/86
	Ademola Adeniji.....	at Jacksonville State.....	11/10/07
155.....	Vincent Webb.....	Southeast Missouri.....	10/2/04
	Poke Cobb.....	Northeast Missouri.....	9/10/77
	Justin Lynch.....	at Austin Peay.....	11/2/96
	Ademola Adeniji.....	at Tennessee State.....	10/27/07
154.....	Norris Smith.....	Murray State.....	10/21/06
	J.R. Taylor.....	Northern Iowa.....	12/1/01
	J.R. Taylor.....	Indiana State.....	9/8/01
	Jamie Jones.....	Illinois State.....	10/19/91
	Jamie Jones.....	at Idaho.....	11/25/89
153.....	DuWayne Pitts.....	Southern Illinois.....	11/7/87
152.....	Poke Cobb.....	at Northern Iowa.....	9/17/77
	Mark Stettner.....	at Southwest Missouri.....	9/25/76
151.....	Vincent Webb.....	at Tennessee-Martin.....	10/23/04
	Poke Cobb.....	Illinois State.....	11/4/78

201-299 YARD RUSHING GAMES

283.....	Kevin Staple.....	Grand Valley State.....	9/17/83
268.....	Nate Anderson.....	St. Joseph's.....	10/27/73
259.....	Nate Anderson.....	at Southwest Missouri.....	10/28/72
241.....	J.R. Taylor.....	Southeast Missouri.....	10/13/01
240.....	Willie High.....	Northwestern Louisiana.....	11/6/93
230.....	Poke Cobb.....	at Butler.....	11/13/76
224.....	Willie High.....	at Northern Iowa.....	10/16/93
221.....	Willie High.....	at Southern Illinois.....	11/20/93
215.....	Poke Cobb.....	Northern Michigan.....	10/20/79
211.....	Edson Castillo.....	Western Kentucky.....	11/14/92
208.....	Vincent Webb.....	at Samford.....	9/23/06
	J.R. Taylor.....	Tennessee-Martin.....	11/9/02
207.....	J.R. Taylor.....	at Illinois State.....	11/11/00
206.....	Vincent Webb.....	Tennessee-Martin.....	10/25/03
205.....	Mark Stettner.....	Murray State.....	11/15/75
203.....	Jamie Jones.....	Murray State.....	9/21/91
	Willie High.....	Southwest Missouri.....	10/30/93
202.....	Poke Cobb.....	Murray State.....	11/11/78

300+ YARD RUSHING GAMES

308.....	J.R. Taylor.....	Florida Atlantic.....	11/16/02
----------	------------------	-----------------------	----------

DOUBLE 100+ YARD RUSHING GAMES

358.....	230.....	Poke Cobb.....	at Butler.....	11/13/76
	128.....	Mark Stettner.....		
344.....	179.....	Vincent Webb.....	Indiana State.....	9/9/06
	165.....	Norris Smith.....		
336.....	182.....	Vincent Webb.....	Murray State.....	10/21/06
	154.....	Norris Smith.....		
334.....	198.....	Justin Lynch.....	Middle Tennessee.....	10/18/97
	136.....	Jabarey McDavid.....		
293.....	146.....	Andre Raymond.....	Southeast Missouri.....	11/4/00
	147.....	J.R. Taylor.....		
282.....	155.....	Ademola Adeniji.....	at Tennessee State.....	10/27/07
	127.....	Travorus Bess.....		
275.....	161.....	Andre Raymond.....	Tennessee-Martin.....	11/1/01
	114.....	Justin Morris.....		
	174.....	Wayne Brown.....	at Tennessee-Martin.....	11/14/98
	101.....	Shaun Grace.....		
	174.....	Poke Cobb.....	Wayne State.....	9/15/79
	101.....	Lonnie Durham.....		
274.....	141.....	Kevin Staple.....	Illinois State.....	9/4/82
	133.....	Wes Nixon.....		
272.....	163.....	Travorus Bess.....	at Tennessee Tech.....	11/22/08
	109.....	Chevon Walker.....		
270.....	154.....	Jamie Jones.....	Illinois State.....	10/19/91
	116.....	Edson Castillo.....		
266.....	142.....	Poke Cobb.....	Central State.....	10/23/76
	124.....	Mark Stettner.....		
259.....	134.....	Don Pittman.....	at Youngstown State.....	11/5/77
	125.....	Cliff Thurman.....		
257.....	151.....	Vincent Webb.....	at Tennessee-Martin.....	10/23/04
	106.....	Ademola Adeniji.....		
	155.....	Justin Lynch.....	at Austin Peay.....	11/2/96
	102.....	Jabarey McDavid.....		
255.....	128.....	Justin Lynch.....	St. Josephs (IN).....	9/13/97
	127.....	Jabarey McDavid.....		
234.....	124.....	Jabarey McDavid.....	at Southeast Missouri.....	11/9/96
	110.....	Justin Lynch.....		
216.....	116.....	Kevin Staples.....	Illinois State.....	10/4/80
	100.....	Rod Slaughter.....		

TRIPLE 100+ YARD RUSHING GAMES

TOTAL	YDS	PLAYERS	OPPONENT	DATE
377.....	132.....	Conrad Praamsma.....	Eastern Kentucky.....	11/23/96
	126.....	Justin Lynch.....		
	119.....	Jabarey McDavid.....		

1,000-YARD RUSHING... SINGLE SEASON



NATE ANDERSON

1972..... 1,255 yards
1973..... 1,261 yards



KEVIN STAPLE

1982..... 1,012 yards
1983..... 1,008 yards



WILLIE HIGH

1993..... 1,487 yards
1994..... 1,154 yards
1995..... 1,450 yards



VINCENT WEBB

2004..... 1,106 yards
2005..... 1,129 yards
2006..... 1,405 yards



TAVORUS BESS

2008..... 1,086 yards



POKE COBB

1976..... 1,152 yards
1978..... 1,330 yards
1979..... 1,609 yards



JAMIE JONES

1990..... 1,055 yards
1991..... 1,403 yards



J.R. TAYLOR

2001..... 1,177 yards
2002..... 1,522 yards



ADEMOLA ADENIJI

2007..... 1,254 yards



JAKE WALKER

2012..... 1,133 yards

300+ YARD PASSING GAMES

YDS	PLAYER	OPPONENT	C-A-I	TDs	DATE
509	Sean Payton	Saginaw Valley	40-58-3	4	9/21/85

486	Sean Payton	SW Missouri	33-48-3	3	10/27/84
461	Sean Payton	W. Kentucky	22-36-0	5	11/10/84
453	Jimmy Garoppolo	Austin Peay	18-31-0	5	9/29/12
435	Anthony Buich	SE Missouri	36-49-1	3	11/6/99
428	Jimmy Garoppolo	UT Martin	36-55-2	2	10/6/12
414	Tony Romo	Toledo	25-46-0	2	9/16/00
412	Sean Payton	Northern Iowa	34-58-1	3	11/3/84
409	Jeff Christensen	SW Missouri	20-33-2	2	11/6/82
400	Sean Payton	Southern Illinois	26-40-0	3	9/20/86

398	Sean Payton	Murray State	30-54-3	0	11/29/86
394	Sean Payton	Eastern Kentucky	24-48-2	3	12/6/86
393	Jimmy Garoppolo	Murray State	39-60-0	5	9/22/12
386	Tony Romo	Northern Iowa	22-34-2	5	12/1/01
387	Jimmy Garoppolo	Illinois State	37-61-3	2	9/15/12
384	Sean Payton	S. Illinois	27-54-3	4	10/13/84
383	Sean Payton	SW Missouri	27-52-2	3	10/19/85
381	Tony Romo	Tennessee St.	36-21-1	3	10/27/01
379	Sean Payton	SW Missouri	22-41-1	5	10/25/86
376	Jimmy Garoppolo	Tennessee Tech	27-41-1	3	11/3/12
373	Tony Romo	Tennessee Tech	28-38-3	4	10/5/02
370	Jeff Christensen	N. Michigan	18-31-2	3	11/1/80
369	Jimmy Garoppolo	Southern Illinois	32-49-0	5	8/30/12
365	Sean Payton	Winona State	22-35-0	2	11/1/86
359	Tony Romo	E. Kentucky	19-38-2	2	10/12/02
	Steve Turk	Youngstown St.	25-51-6	2	10/7/78
354	Sean Payton	W. Kentucky	27-41-1	2	11/15/86
348	Ron Gustafson	C. Michigan	28-56-2	3	10/24/70
345	Sean Payton	Illinois State	24-43-4	1	10/6/84
343	Anthony Buich	E. Kentucky	34-47-1	3	11/20/99
341	Jimmy Garoppolo	Murray State	35-26-0	4	10/23/10
337	Sean Payton	NE Missouri	31-56-4	1	9/7/85
333	Sean Payton	Liberty	25-46-1	1	10/4/86
331	Jimmy Garoppolo	at Tennessee State	33-20-0	4	11/6/10
330	Anthony Buich	UT-Martin	15-17-0	3	11/14/98
329	Jeff Christensen	Youngstown St.	28-49-3	2	10/24/81
327	Mike Donato	Tennessee Tech	16-24-1	2	11/12/05
326	Sean Payton	NE Missouri	23-41-1	3	9/15/84
325	Sean Payton	Grand Valley	21-31-0	3	9/1/84
323	Sean Payton	Indiana State	32-56-2	2	9/8/84
322	Jake Christensen	UT Martin	18-21-0	4	11/14/09
	Tony Romo	Tennessee St.	17-31-1	4	11/2/02
321	Mike Simpson	W. Michigan	24-35-0	4	8/29/96
319	Tony Romo	Hawai'i	30-53-2	4	8/31/02
318	Sean Payton	NE Missouri	18-33-3	2	9/6/86
317	Matt Schabert	at Tenn. Tech	32-45-0	2	10/2/04
315	Matt Schabert	SE Missouri	16-30-0	1	10/2/04
	Pete Mauch	SW Missouri	15-19-0	2	10/1/94
314	Jeff Christensen	Wayne State	22-36-1	4	9/18/82
313	Sean Payton	Ferris State	14-28-0	3	9/29/84
308	Cole Stinson	Tennessee Tech	19-26-0	2	8/30/07
	Mike Simpson	Middle Tenn.	25-40-3	1	11/16/96
	Jeff Christensen	Jackson State	26-50-2	0	11/27/82
307	Anthony Buich	W. Kentucky	22-35-1	1	10/30/99
	Eric Arnold	Akron	28-40-1	1	9/17/89
	John Rafferty	Youngstown St.	21-36-1	3	10/1/83
306	Tony Romo	Murray State	21-15-0	3	11/17/01
304	Jimmy Garoppolo	Illinois State	25-34-0	3	9/1/11
302	Tony Romo	Murray State	33-47-2	2	11/23/02
	Jeff Christensen	Indiana State	32-51-1	2	11/14/81
301	Jimmy Garoppolo	Tennessee Tech	20-52-3	3	9/17/11
	Anthony Buich	SE Missouri	16-24-0	0	10/3/98
	Sean Payton	Indiana State	17-32-2	2	11/8/86
300	Sean Payton	Illinois State	22-45-3	2	10/12/85

100-150 YARD RECEIVING GAMES

149.....	Calvin Pierce.....	Murray State.....	11/29/86
	James Warring.....	at Youngstown State.....	10/7/78
147.....	Calvin Pierce.....	Western Kentucky.....	11/15/86
146.....	Jason Calabrese.....	Murray State.....	9/1/94
145.....	Roy Banks.....	Saginaw Valley State.....	9/21/85
143.....	Rahsaan Smith.....	at Eastern Kentucky.....	11/20/99
	Greg Jensik.....	Western Kentucky.....	11/12/94
142.....	Ryan Voss.....	at Eastern Michigan.....	9/25/04
	Greg Jensik.....	at Southwest Missouri.....	10/1/94
140.....	Chavar Watkins.....	at Tennessee Tech.....	11/3/12
139.....	Erik Lora.....	Austin Peay.....	9/29/12
	Roy Banks.....	at Kansas.....	10/5/85
137.....	Chris Wright.....	Austin Peay.....	9/29/12
	Devon O'Neal.....	Illinois State.....	9/28/02
136.....	Roy Banks.....	Liberty.....	10/4/86
	Jerry Wright.....	at Tennessee State.....	12/4/82
135.....	Scott McGhee.....	at Butler.....	9/9/78
133.....	Erik Lora.....	at South Dakota State.....	11/24/12
	Jerry Wright.....	at Western Kentucky.....	11/12/83
132.....	Keiondre Gober.....	Austin Peay.....	9/29/12
130.....	Chris Wright.....	at Murray State.....	10/15/11
	Roy Banks.....	Northeast Missouri.....	9/15/84
	Roger Holoman.....	Wayne State.....	9/18/82
	Jerry Wright.....	Jackson State.....	11/27/82
129.....	Ryan Voss.....	Southeast Missouri.....	10/2/04
	Will Bumphus.....	Indiana State.....	9/21/02
128.....	Chris Wright.....	at Central Arkansas.....	11/17/12
	Erik Lora.....	Jacksonville State.....	10/13/12
	Andre Raymond.....	at Hawai'i.....	8/31/02
	Roy Banks.....	Northern Michigan.....	11/2/85
127.....	Scott McGhee.....	Northeast Missouri.....	9/23/78
126.....	Roy Banks.....	Southern Illinois.....	10/13/84
125.....	Will Bumphus.....	Eastern Kentucky.....	11/18/00
	Roy Banks.....	Western Kentucky.....	11/10/84
124.....	Ryan Voss.....	Tennessee Tech.....	11/12/05
	Jerry Wright.....	Southern Illinois.....	10/13/84
122.....	Rod Slaughter *.....	vs. Cal Poly.....	12/13/80
121.....	J.R. Taylor *.....	Western Kentucky.....	10/30/99
	Jason Cook.....	at Western Kentucky.....	11/9/91
	Roy Banks.....	Murray State.....	11/29/86
120.....	Chris Wright.....	at Southern Illinois.....	11/11/11
	Jerry Wright.....	Ferris State.....	9/29/84
119.....	Will Bumphus.....	at Tennessee State.....	11/2/02
	Roy Banks.....	Southwest Missouri.....	10/19/85
118.....	Jason Cook.....	at Northwestern Louisiana.....	9/9/89
117.....	Roy Banks.....	Eastern Kentucky.....	12/6/86
115.....	Erik Lora.....	at Western Michigan.....	9/8/12
114.....	Lorence Ricks.....	Illinois State.....	9/1/11
	Lorence Ricks.....	Murray State.....	10/23/10
112.....	Erik Lora.....	at Illinois State.....	9/15/12
	Nick Eller.....	at Southeast Missouri.....	10/19/02
	Paul Massat.....	at Southeast Missouri.....	11/6/99
	Philip Taylor.....	St. Joseph's (IN).....	9/3/98
111.....	Greg Jensik.....	at Texas El Paso.....	9/10/94
	Obadiah Cooper.....	at Southwest Missouri.....	10/24/92
	Roy Banks.....	Ferris State.....	9/29/84
	James Warring.....	Northern Iowa.....	9/16/78
110.....	Ralph Stewart.....	Western Illinois.....	10/10/87
	Willie Cain.....	Southwest Missouri.....	10/19/85
109.....	Charles Graves.....	at UT Martin.....	10/9/08
108.....	Charles Graves.....	UT Martin.....	11/14/09
	Frank Cutolo.....	at San Diego State.....	10/6/01
	Frank Cutolo.....	at Illinois State.....	11/11/00
107.....	James Warring.....	Youngstown State.....	12/2/1978
106.....	Micah Rucker.....	Jacksonville State.....	11/18/06
	Calvin Pierce.....	at Western Illinois.....	10/18/86
	Willie Cain.....	Northeast Missouri.....	9/6/86
105.....	Micah Rucker.....	at Illinois.....	9/2/06
	Tom Hess.....	Northern Iowa.....	10/7/95
104.....	Ryan Voss.....	Tennessee State.....	10/30/04
	Ralph Stewart.....	Southern Illinois.....	11/7/87
	Calvin Pierce.....	Northeast Missouri.....	9/6/86
103.....	Ryan Voss.....	at Southeast Missouri.....	10/8/05
	Jason Cook.....	Illinois State.....	9/30/89
	Calvin Pierce.....	at Western Kentucky.....	11/16/85
	DuWayne Pitts *.....	at Southwest Missouri.....	10/27/84
	Darryon White *.....	Illinois State.....	9/4/82
	Otis Grant.....	at North Alabama.....	12/6/80
102.....	Chris Wright.....	at Tennessee Tech.....	11/3/12
	Kenny Whittaker.....	at Eastern Kentucky.....	10/9/10
	Erik Lora.....	at UT Martin.....	9/18/10
	Jason Cook.....	at Liberty.....	10/7/89
	James Warring.....	at Wayne State.....	10/28/78
	Ray Schaljo.....	Northwood (Mich.) Univ.....	10/16/65
101.....	Lorence Ricks.....	at Southeast Missouri.....	9/19/09
	Will Bumphus.....	at Central Florida.....	10/2/99
	Chris Szarka *.....	Middle Tennessee.....	11/16/96
	James Warring.....	at Northern Michigan.....	10/21/78
100.....	Dawanzel Hopson.....	at Jacksonville State.....	11/15/03
	Bob Jensen.....	at Northeast Missouri.....	10/11/69

* Indicates player was a running back

151-200 YARD RECEIVING GAMES

199.....	Calvin Pierce.....	Southern Illinois.....	9/20/86
195.....	Willie White.....	Southwest Missouri.....	10/30/71
193.....	Roger Holoman.....	Central State.....	9/26/81
	Willie White.....	Illinois Chicago.....	9/30/72
186.....	Calvin Pierce.....	Saginaw Valley State.....	9/21/85
183.....	Micah Rucker.....	Indiana State.....	9/9/06
180.....	Micah Rucker.....	Southeast Missouri.....	10/7/06
179.....	Roy Banks.....	at Grand Valley State.....	9/1/84
178.....	Erik Lora.....	Southeast Missouri.....	11/10/12
	Jerry Wright.....	at Southwest Missouri.....	11/6/82
	Mark O'Donnell.....	Central Michigan.....	10/24/70
177.....	Calvin Pierce.....	Eastern Kentucky.....	12/6/86
175.....	Frank Cutolo.....	at Toledo.....	9/16/00
	Rob Mehalic.....	Delaware State.....	11/21/81
172.....	Roy Banks.....	Northern Iowa.....	11/3/84
170.....	Scott McGhee.....	Northern Iowa.....	9/16/78
169.....	Micah Rucker.....	Tennessee Tech.....	8/30/07
	Jerry Wright.....	at Indiana State.....	9/8/84
168.....	Roy Banks.....	Winona State.....	11/1/86
166.....	Calvin Pierce.....	at Northeast Missouri.....	9/7/85
163.....	Roy Banks.....	at Illinois State.....	8/30/86
162.....	Jerry Wright.....	at Northeast Missouri.....	9/24/83
160.....	Tad Heminger.....	at UW Milwaukee.....	10/2/65
157.....	Jerry Wright.....	Southern Illinois.....	10/30/82
	James Warring.....	Northeast Missouri.....	9/23/78
156.....	Jerry Wright.....	Youngstown State.....	10/1/83
154.....	Roy Banks.....	Illinois State.....	10/6/84
	Jerry Wright.....	at Southwest Missouri.....	10/27/84
153.....	Micah Rucker.....	at Murray State.....	10/13/07
151.....	Erik Lora.....	Southern Illinois.....	8/30/12
	Scott McGhee.....	at Youngstown State.....	10/7/78

200-PLUS YARD RECEIVING GAMES

269.....	Erik Lora.....	Murray State.....	9/22/12
239.....	Frank Cutolo.....	Tennessee State.....	10/27/01
238.....	Calvin Pierce.....	at Southwest Missouri.....	10/25/86
217.....	Chris Wright.....	at Tennessee State.....	11/6/10
217.....	Frank Cutolo.....	Northern Iowa.....	12/1/01
215.....	Erik Lora.....	at UT Martin.....	10/6/12
201.....	Ralph Stewart.....	Southern Illinois.....	10/8/88

DOUBLE 100+ YARD RECEIVING GAMES

331.....	186.....	Calvin Pierce.....	Saginaw Valley.....	9/21/85
	145.....	Roy Banks.....		
294.....	177.....	Calvin Pierce.....	Eastern Kentucky.....	12/6/86
	117.....	Roy Banks.....		
281.....	170.....	Scott McGhee.....	Northern Iowa.....	9/6/78
	111.....	James Warring.....		
280.....	151.....	Scott McGhee.....	Youngstown State.....	10/7/78
	149.....	James Warring.....		
270.....	149.....	Calvin Pierce.....	Murray State.....	11/29/86
	121.....	Roy Banks.....		
257.....	154.....	Jerry Wright.....	Southwest Missouri.....	10/27/84
	103.....	DuWayne Pitts.....		
250.....	126.....	Roy Banks.....	Southern Illinois.....	10/13/84
	124.....	Jerry Wright.....		
242.....	140.....	Chavar Watkins.....	at Tennessee Tech.....	11/3/12
	102.....	Chris Wright.....		
231.....	120.....	Jerry Wright.....	Ferris State.....	9/29/84
	111.....	Roy Banks.....		
229.....	119.....	Roy Banks.....	Southwest Missouri.....	10/19/85
	110.....	Willie Cain.....		
210.....	106.....	Willie Cain.....	Northeast Missouri.....	9/6/86
	104.....	Calvin Pierce.....		

TRIPLE 100+ YARD RECEIVING GAMES

TOTAL	YDS	PLAYERS	OPPONENT	DATE
408.....	139.....	Erik Lora.....	Austin Peay.....	9/29/12
	137.....	Chris Wright.....		
	132.....	Keiondre Gober.....		

EASTERN EARNS TITLE OF 'CRADLE OF COACHES' IN THE NATIONAL FOOTBALL LEAGUE

From 2006-2008, Eastern Illinois University held the distinction of being the new 'Cradle of Coaches' in the National Football League with three alumni serving as head coaches in the NFL and four more former players serving as assistant coaches.

In 2006 and 2007, EIU was matched with USC and San Diego State as the only three universities with three current NFL head coaches as alumni. In 2008 that number was trimmed down to just USC and EIU having three head coaches. In 2010 EIU once again was the "NFL Cradle of Coaches" as Mike Shanahan took over as head coach of the Washington Redskins.

Former All-American quarterback Sean Payton, Class of 1987, became the newest member of the distinguished club when he was named head coach of the New Orleans Saints early in 2006. He was an All-American quarterback with Eastern from 1983-86, and threw for a school record 10,655 yards. He still holds 11 single game, season and career passing records. In 2006 he was named the NFL Coach of the Year guiding the Saints to the NFC Championship game. In 2009 he led New Orleans to the Super Bowl Championship defeating the Indianapolis Colts.

Brad Childress, a 1988 graduate, was named head coach of the Minnesota Vikings, following the 2005 season. In 2008 Childress led the Vikings to the NFC North Division championship and in 2009 he led the Vikings to the NFC Championship game where they lost to fellow EIU alumnus Sean Payton and the New Orleans Saints. Childress was released from his contract with the Vikings midway through the 2010 season.

Mike Shanahan, Class of 1974, is the most recognized alumni who has served as a head coach. He led the Denver Broncos to a pair of Super Bowl championships in 1998 and 1999. He was a quarterback with the Panthers in the early 1970s, and then returned as offensive coordinator for the EIU team that won the 1978 NCAA Division II National Championship.

Mike Heimerdinger, Class of 1974, was the offensive coordinator with the Tennessee Titans helping guide the team to a 13-3 record and AFC South Division title in 2008. A former three year letter winner for the Panther baseball team, he still holds the school career stolen base record.

Greg McMahon, Class of 1983, is an assistant special teams coach, with the New Orleans Saints.

John Teerlinck, Class of 1980, was the defensive line coach for the Indianapolis Colts. Teerlinck earned a masters at EIU as an assistant coach for the 1978 NCAA Division II National Championship team.

Eastern Illinois has been an NCAA Division I football program since 1981 but its relationship with the National Football League dates back to the early 1920's. Lenny High a former EIU Panther football player was a member of the 1920 Decatur Staleys and teammate of George Halas. The Staleys preceded the modern day Chicago Bears with High appearing in one game.

The Panthers have been well represented in the NFL with pro-bowl selections Jeff Gossett (Oakland Raiders) and Tony Romo (Dallas Cowboys) to Super Bowl Champions in Ted Petersen (Pittsburgh).



Tony Romo
Dallas Cowboys
Quarterback

Romo was a free agent signee with the Dallas Cowboys in 2003. He started his first game with the Cowboys in 2006 earning All-Pro honors in 2006 and 2007 after guiding the team to back-to-back NFC playoff appearances including an NFC East title in 2007. He was also an All-Pro following the 2009 season.

Sean Payton
New Orleans Saints
Head Coach

Payton, a former EIU All-American, was hired by New Orleans in 2006. He made an immediate impact in 'post Katrina' New Orleans guiding the Saints to the NFC Championships game in 2006. He was named the NFL Coach of the Year for his efforts that season. In 2009 he led the Saints to a Super Bowl Championship.




Brad Childress
Minnesota Vikings
Former Head Coach

Childress earned his first head coaching job with Minnesota in 2006 after several seasons as a top assistant in Philadelphia. In 2008 & 2009 Childress led the Vikings to the NFC North title. In 2007 Childress coached NFL Rookie of the Year Adrian Peterson.



Mike Shanahan
Head Coach
Washington Redskins

Mike Shanahan returned to the sidelines in 2010 as the head coach of the Washington Redskins. Previously he was a two-time Super Bowl Champion coach with the Denver Broncos winning the Lombardi Trophy with Denver in 1998 and 1999. Shanahan was an assistant coach on the Panthers 1978 NCAA Division II National Championship team.





Mike Heimerdinger

Former Assistant Coach Tennessee Titans

Mike Heimerdinger previously served as the offensive coordinator of the Tennessee Titans. He helped the team win the AFC South Division title in 2008. Heimerdinger played baseball at Eastern Illinois before joining the football coaching profession.



Greg McMahon

Assistant Coach New Orleans Saints

Greg McMahon was promoted to special teams coordinator for the Saints in 2009. He enters his third season with the team. McMahon was a defensive back on Eastern Illinois 1978 NCAA Division II National Championship team.



John Teerlinck

Assistant Coach Indianapolis Colts

John Teerlinck has been a defensive line coach with Indianapolis for eight years. Teerlinck earned a masters degree at EIU while serving as an assistant for the 1978 NCAA Division II National Championship team.



Randy Melvin

Former Assistant Coach Cleveland Browns

Randy Melvin recently served as the defensive line coach for the Cleveland Browns on Romeo Crennel's staff. Melvin was an All-American defensive lineman at EIU and returned to the college ranks as a coach for the 2009 season.



Ken Baker

NFL Replay Official

Ken Baker currently works as an NFL replay official after several years as an NFL referee. He worked the 2008 Super Bowl and served one year as EIU's interim athletic director. He is a former Panther baseball player.



Lenny High

Decatur Staleys

Lenny High was the first EIU player to play in the NFL. He was a member of the 1920 Decatur Staleys appearing in one game at end. He was a teammate of George Halas. The Staleys would later become the modern day Chicago Bears.



Bill Glenn

Chicago Bears

Bill Glenn played quarterback for the Bears in 1944 appearing in four games for the team. He was a two-year member of the team after earning Little All-American honors at Eastern Illinois.



Ray Fisher

Dallas Cowboys

Ray Fisher played tackle for two seasons for the Pittsburgh Steelers. In 1960 he would become an original member of the Dallas Texans playing defensive tackle.



Ted Petersen

Pittsburgh Steelers


Ted Petersen enjoyed a ten year NFL career playing center and offensive line for Pittsburgh, Cleveland and Indianapolis. He won Super Bowl rings in 1979 and 1980 as a member of the Steelers. He ended his career in 1987.



Jeff Gossett

Oakland/Los Angeles Raiders

Jeff Gossett had a 15-year NFL career as a punter for Kansas City, Cleveland, Houston and the Oakland/Los Angeles Raiders. He was a Pro Bowl selection in 1991 averaging 44.2 yards per punt. Gossett ended his career in 1996.



Jeff Christensen

Cleveland Browns


Jeff Christensen was active on three NFL rosters as a quarterback for the Cincinnati Bengals, Cleveland Browns and Philadelphia Eagles. He saw action for both the Browns and Bengals ending his career with Cleveland in 1987.



Kevin Gray

New Orleans Saints


Kevin Gray played one season for the New Orleans Saints as a corner back and special teams player. He appeared in eight games in the 1982 season.



Steve Parker

Baltimore/Indianapolis Colts

Steve Parker played defensive end for the Colts for two seasons. He appeared in 16 games in the teams final season in Baltimore in 1983 and nine games in their first season in Indianapolis in 1984.



Robert Williams

Pittsburgh Steelers


Robert Williams played briefly with the Pittsburgh Steelers appearing in two games during the 1984 season. He played safety and special teams.



Evan Araposthathis

St. Louis Cardinals

Evan Araposthathis appeared in five games as a punter for the St. Louis Cardinals football franchise in 1986. He averaged 38 yards per punt.



Mel Black

New England Patriots


Mel Black was a two-year member of the New England Patriots playing in six games at linebacker and special teams in the 1986 and 1987 seasons.



Chris Geile

Detroit Lions


Chris Geile (#71) appeared in three games during the strike season of 1987 playing offensive line for the Detroit Lions.



Roy Banks

Indianapolis Colts


Roy Banks enjoyed a two year career as a wide receiver for the Indianapolis Colts. He played in 15 games in the 1987 and 1988 seasons also seeing time as a kick returner.



John Jurkovic

Green Bay Packers

John Jurkovic played nine seasons in the NFL as a defensive tackle for the Green Bay Packers (1991-95), Jacksonville Jaguars (96-98) and Cleveland Browns (99). In 1993 he registered 5.5 sacks for the Packers.



Brad Fichtel

Los Angeles Rams


Brad Fichtel was a two year member of the Los Angeles Rams appearing in three games at center in 1994.



Ray McElroy

Indianapolis Colts

Ray McElroy had a six year NFL career as a defensive back for the Indianapolis Colts, Chicago Bears and Detroit Lions. He played from 1995-98 with the Colts before retiring in 2001 as a Detroit Lion.



Bob Rosenstiel

Oakland Raiders


Bob Rosenstiel played in four games for the Oakland Raiders in 1997 as part of a two year career at tight end and special teams.



Chris Watson

Buffalo Bills

Chris Watson played four seasons at corner back first for the Denver Broncos and last for the Buffalo Bills from 2000-02. He was on the Detroit Lions roster in 2003 and Green Bay Packers roster in 2004 but did not play.



Pierre Walters

Kansas City Chiefs

Pierre appeared in four games during his rookie season (2009) with the Kansas City Chiefs and is still on the Kansas City active roster listed as a top reserve at outside linebacker for the 2011 season.

Over the years Eastern Illinois football has sent a number of players on to play in several professional leagues in addition to the National Football League. This page lists former EIU players who have been drafted by the NFL, signed as free agents or appeared in another professional league. Players who appeared in at least one NFL regular-season contest have been listed on the prior pages with the teams they played for.

EASTERN ILLINOIS PLAYERS SELECTED IN NFL DRAFT

• indicates played in NFL game

Player.....	Team.....	Round.....	Year
• Bill Glenn, QB.....	Chicago Bears	19th	1944
Rob Butler, RB.....	Chicago Bears	16th	1964
Roger Haberer, QB.....	Chicago Bears	19th	1966
Nate Anderson, RB.....	Washington Redskins	16th	1974
• Ted Petersen, C.....	Pittsburgh Steelers.....	4th	1977
Tom Pettigrew, OT.....	Los Angeles Rams	8th	1980
• Jeff Christensen, QB.....	Cincinnati Bengals	5th	1983
• Roy Banks, WR.....	Indianapolis Colts.....	5th	1987
Dave Popp, OT.....	New York Giants	7th	1989
• Brad Fichtel, C	Los Angeles Rams	7th	1993
• Ray McElroy, CB.....	Indianapolis Colts.....	4th	1995
• Chris Watson, CB.....	Denver Broncos	3rd.....	1999
Otis Hudson, OT	Cincinnati Bengals.....	5th.....	2010

EASTERN ILLINOIS PLAYERS SIGNING NFL FREE AGENT CONTRACTS

• indicates played in NFL game

+ indicates signed to practice squad

Player.....	Team.....	Year
• Lenny High, End.....	Decatur Staleys.....	1920
Ed Soergel, QB.....	Cleveland Browns	1951
Lou Stivers, C.....	Detroit Lions.....	1951
• Ray Fisher, DT	Pittsburgh Steelers.....	1958
Steve Turk, QB.....	Green Bay Packers	1980
James Warring, WR	Oakland Raiders	1980
Jack Lafferty, C.....	Seattle Seahawks	1980
• Jeff Gossett, P.....	Kansas City Chiefs.....	1981
• Kevin Gray, FS.....	New Orleans Saints	1982
• Steve Parker, OT.....	Baltimore Colts.....	1983
Dirk Androff, TE.....	New York Jets.....	1983
• Robert Williams, DB.....	Pittsburgh Steelers.....	1984
Jerry Wright, FS.....	Tampa Bay Buccaneers.....	1985
• Evan Araposthathis, P.....	St. Louis Cardinals.....	1986
Tom Moskal, DT.....	St. Louis Cardinals.....	1986
• Mel Black, LB	New England Patriots	1986
• Sean Payton, QB	Chicago Bears	1987
• Chris Geile, OL.....	Detroit Lions.....	1987
• John Jurkovic, DT.....	Green Bay Packers.....	1990
Tim Lance, DB.....	Chicago Bears	1991
Duane Conway, OL.....	Indianapolis Colts.....	1995
John Moyer, DE.....	Indianapolis Colts.....	1997
• Bob Rosenstiel, TE.....	Los Angeles Raiders.....	1997
Dave Thomas, DT	Arizona Cardinals.....	2000
Kourtney Young, DB.....	Detroit Lions.....	2002
Frank Cutolo, WR.....	New Orleans Saints	2002
• Tony Romo, QB	Dallas Cowboys	2003
# Pascal Matla, C	New Orleans Saints	2006
Kory Lothe, DE.....	St. Louis Rams.....	2006
+ Tristan Burge, SS	Green Bay Packers.....	2007
+ Micah Rucker, WR.....	Pittsburgh Steelers.....	2008
• Pierre Walters, LB	Kansas City Chiefs.....	2009
Austin Signor, K.....	New York Giants	2010
+ Chris Campbell, OT.....	Green Bay Packers.....	2010
Mike Garrity, OT	Chicago Bears	2012
Roosevelt Holliday, DL.....	New York Jets	2013

** List includes first team that a player signed a free agent contract with.

Bold indicates player still active in NFL as of August 1, 2013

Pascal Matla played in NFL Europe for the 2006-07 season.

EASTERN ILLINOIS PLAYERS IN THE CANADIAN FOOTBALL LEAGUE

Player.....	Team.....	Year
Ed Soergel, QB.....	Toronto Argonauts.....	1951
Poke Cobb, RB.....	Toronto Argonauts.....	1980
Pete Catan, DE.....	Winnipeg Blue Bombers	1981
Scott McGhee, WR.....	Toronto Argonauts.....	1981
Kevin Gray, FS.....	Ottawa Rough Riders.....	1983
Sean Payton, QB.....	Ottawa Rough Riders.....	1987
Cameron Brosseau, OT.....	Toronto Argonauts.....	1994
Brad Fichtel, C.....	Memphis Mad Dogs.....	1995
Chris Szarka, FB	Saskatchewan Rough Riders.....	1997
Dave Thomas, LB.....	Hamilton Tiger-Cats	2002
Kourtney Young, CB.....	Hamilton Tiger-Cats	2003
Frank Cutolo, WR.....	Ottawa Rough Riders.....	2003

** Lists first team and year that player appeared in CFL.

EASTERN ILLINOIS PLAYERS IN ARENA FOOTBALL LEAGUE

Player.....	Team.....	Year
Sean Payton, QB.....	Chicago Blitz	1987
John Moyer, DT	Florida Bobcats	1999
Ethan Banning, DE	Grand Rapids Rampage	2000
Ryan Shuff, OG	Houston Thunderbears	2000
Phil Taylor, WR	Toronto Phantoms.....	2001
Dave Thomas, LB.....	Detroit Fury	2001
Anthony Buich, QB	Grand Rapids Rampage	2004
Nick Allison, DB	Orlando Predators.....	2008
Terrence Sanders, DB	Arizona Rattlers	2010
Mich Rucker, WR.....	Chicago Rush	2011
Pierre Walters, DL	Chicago Rush	2012
Mike Garrity, OL.....	Iowa Barnstormers	2013

** Lists first team and year that player appeared in AFL.

Bold players were active in 2013 season

EASTERN ILLINOIS PLAYERS IN THE USFL

Player.....	Team.....	Year
Steve Turk, QB.....	Denver Rush	1983
Pete Catan, DE.....	Houston Gamblers.....	1983
Scott McGhee, WR.....	Houston Gamblers.....	1984
Kevin Gray, FS	Jacksonville Bulls.....	1984
Jeff Gossett, P.....	Chicago Blitz.....	1984
Randy McCue, DB.....	Memphis Showboats.....	1984

The USFL existed as a spring football league started in 1983 in several major markets across the country. It rivaled the NFL in its early ability to sign marquee players to its rosters. The league attempted to go head-to-head with the NFL in 1985 and quickly folded. Pete Catan was an All-League performer in 1984 for the Houston Gamblers.

1899**Otis Caldwell**, head coach **0-2**1900**Otis Caldwell**, head coach **3-3**1901**Otis Caldwell**, head coach **6-0-3**..... W ..28-0Illinois State
..... W ..16-0Indiana State1902**Thornton Smallwood**, head coach **2-4**..... W ..21-0at Indiana State
..... L.....0-10Indiana State
N15... L.....0-10at Northern Illinois1903**Thomas Briggs**, head coach **4-3-2**..... L.....0-5Rose Poly
..... L.....0-5at Rose Poly
..... L.....0-12Millikin
N14... W ..29-0Northern Illinois1904**Joseph Brown**, head coach **6-1-1**..... W ..12-6Indiana State
..... W ..6-0at Millikin
..... T.....5-5at Indiana State
..... W ..16-2Rose Poly
..... W ..4-0Millikin
..... L.....0-12at Rose Poly1905**Joseph Brown**, head coach **2-5-1**..... W ..27-0Rose Poly
..... L.....0-33at Millikin
..... L.....0-22at Rose Poly
N3.... L.....4-6Illinois State
..... L.....0-4Millikin
..... W ..11-0at Indiana State1906**Joseph Brown**, head coach **3-1-1**..... T.....0-0Rose Poly
..... W ..11-0at Indiana State
..... L.....0-17at Millikin
O27... W ..11-6Illinois State
..... W ..23-0Indiana State1907**Joseph Brown**, head coach **3-1-3**..... T.....0-0at Rose Poly
..... W ..32-5at Indiana State
N16... T.....6-6at Illinois State1908**Joseph Brown**, head coach **6-2-1**..... W ..4-0Rose Poly
O17... L.....0-31at Illinois State1909**Joseph Brown**, head coach **0-3**

..... L.....0-75at Rose Poly

1910**Harold Railsback**, head coach **2-3-1**

..... L.....0-41Rose Poly

1911**Charles Lantz**, head coach **4-2**..... L.....3-11at Rose Poly
..... L.....0-18Millikin1912**Charles Lantz**, head coach **6-1**S28... W ..44-0Danville (HS)
O5.... L.....3-45at Rose Poly
O12... W ..16-0Shurtleff
O26... W ..43-14Rose Poly
N2.... W ..28-0Lincoln
N9.... W ..38-7at Millikin
N16... W ..32-3at Illinois State1913**Charles Lantz**, head coach **6-2**..... W ..6-0Millikin
O31... W ..54-12at Southern Illinois
N15... W ..26-7Illinois State1914**Charles Lantz**, head coach **8-0-1**..... W ..32-6Rose Poly
O23... W ..25-7at Southern Illinois
N14... W ..13-6at Illinois State
..... T.....3-3at Millikin1915**Charles Lantz**, head coach **2-2-1**O22... L.....0-41at Southern Illinois
N3.... T.....0-0Illinois State
..... L.....0-34at Rose Poly1916**Charles Lantz**, head coach **4-3**N10... W ..19-7Southern Illinois
N11... W ..24-7at Illinois State
..... L.....0-40Millikin1917**Charles Lantz**, head coach **4-1-1**..... W ..69-6Illinois College
..... T.....0-0Illinois Wesleyan
N9.... W ..24-0Southern Illinois
N17... W ..13-7Illinois State
..... L.....7-55Millikin
..... W ..35-0St. Viator1918*No contests played*1919**Charles Lantz**, head coach **3-5-1**S30... W ..53-0Hillsboro (HS)
O4.... L.....0-4at Shurtleff
O11... L.....0-25at Rose Poly
O17... L.....12-14Illinois Wesleyan
O25... W ..53-0McKendree
N1.... W ..26-0at Lincoln
N8.... L.....0-32Millikin
N14... T.....0-0Blackburn
N27... L.....6-14St. Viator
*played on Thanksgiving Day*1920**Charles Lantz**, head coach **2-3**O2.... L.....0-32Shurtleff
O15... W ..18-3Lincoln
O22... L.....0-28at Blackburn
N6.... L.....7-20Illinois State
N18... W ..81-0Merom (IN)1921**Charles Lantz**, head coach **2-5-1**S30... L.....3-74Illinois Wesleyan
O7.... T.....0-0Rose Poly
O14... W ..59-6Blackburn
O21... L.....3-6Shurtleff
O29... W ..28-0Rose Poly
N5.... L.....3-42at Illinois State
N18... L.....0-2at Southern Illinois
N24... L.....6-14Lincoln1922**Charles Lantz**, head coach **4-0-2**S30... W ..7-0Rose Poly
O7.... W ..25-13Blackburn
O14... T.....0-0Shurtleff
O20... W ..28-12at Southern Illinois
N4.... T.....0-0Illinois State
N11... W ..3-0Lincoln1923**Charles Lantz**, head coach **4-2-2**S29... W ..15-0Blackburn
O6.... L.....10-12at Millikin
O13... W ..14-13McKendree
O20... T.....0-0at Shurtleff
O27... W ..16-0at Indiana State
N3.... L.....0-13at Illinois State
N10... T.....0-0Lincoln
N17... W ..23-0Southern Illinois1924**Charles Lantz**, head coach **6-2**O4.... L.....0-26at Millikin
O11... W ..45-0Blackburn
O18... W ..15-0Shurtleff
O25... L.....0-17at McKendree
later forfeited to EIU
N1.... W ..3-0Illinois State
N8.... W ..25-13Indiana State
N14... L.....0-7at Southern Illinois
N21... W ..7-0Lincoln1925**Charles Lantz**, head coach **4-3-1**O3.... W ..9-3Merom (IN)
O10... W ..7-0Rose Poly
O17... W ..60-0Oakland City
O24... L.....7-23Shurtleff
O31... W ..7-0at Illinois State
N7.... L.....0-13at Evansville
N14... T.....16-16at Indiana State
N26... L.....3-21at Millikin1926**Charles Lantz**, head coach **3-5-1**O2.... T.....0-0Indiana State
O9.... L.....0-40at Millikin
O16... L.....7-14at Evansville
O23... L.....7-20Shurtleff
O30... W ..14-0at Rose Poly
N6.... L.....9-19Saint Louis (Freshmen)
N13... L.....0-23at Southern Illinois
N19... W ..7-0Lincoln
N25... W ..12-0Illinois State
*played Thanksgiving Day*1927**Charles Lantz**, head coach **5-2**O1.... W ..6-0at Illinois State
O8.... L.....0-13at Shurtleff
O15... W ..25-0Evansville
O22... W ..26-0Rose Poly
O29... L.....6-7at Indiana State
N12... W ..14-2Southern Illinois
N19... W ..33-13Lincoln1928**Charles Lantz**, head coach **7-0-1**O6.... T.....12-12Millikin
O13... W ..30-7Shurtleff
O20... W ..19-0Indiana State
O27... W ..39-2at Rose Poly
N3.... W ..26-0at St. Viator
N10... W ..19-0Illinois State
N17... W ..18-0at Southern Illinois
N24... W ..75-0Lincoln1929**Charles Lantz**, head coach **6-1**S20... W ..33-0at Illinois State
O5.... L.....0-13Millikin
O12... W ..19-12at Shurtleff
O19... W ..19-0McKendree
N2.... W ..7-6at Indiana State
N16... W ..9-6Southern Illinois
N22... W ..6-0St. Viator1930**Charles Lantz**, head coach **6-1-1**O4.... W ..15-0Illinois State
O10... W ..26-0Shurtleff
O17... T.....0-0at Bradley
O24... W ..23-0at McKendree
O31... W ..34-0Indiana State
N7.... W ..13-0at St. Viator
N14... L.....0-2at Southern Illinois
N21... W ..23-0Western Illinois1931**Charles Lantz**, head coach **3-4**S26... W ..24-0Shurtleff
O3.... W ..73-0Indiana Central
O10... L.....0-6Indiana State
O17... L.....0-6Southern Illinois
O24... L.....0-25Millikin
N7.... L.....9-14St. Viator
N14... W ..7-6at Illinois State1932**Charles Lantz**, head coach **1-7**O1.... L.....13-14Shurtleff
O8.... L.....0-39at Illinois State
O15... W ..12-6Indiana State
O22... L.....0-40Millikin
O29... L.....0-26St. Viator
N5.... L.....6-50McKendree
N19... L.....0-25at Southern Illinois
N24... L.....0-20at Hanover
*played Thanksgiving Day*1933**Charles Lantz**, head coach **1-8**S30... L.....7-14Indiana Central
O7.... W ..28-6Shurtleff
O14... L.....6-32Illinois State
O21... L.....6-12at Northern Illinois
O28... L.....6-19Indiana State
N4.... L.....6-42St. Viator
N11... L.....0-58McKendree
N18... L.....0-19Southern Illinois
N24... L.....0-33Hanover1934**Charles Lantz**, head coach **3-4**O5.... W ..39-0at Oakland City
O13... L.....0-40Millikin
O20... W ..19-0Indiana State
O27... W ..7-3Western Illinois
N2.... L.....6-13at Southern Illinois
N9.... L.....0-13at Illinois State
N24... L.....12-18Northern Illinois1935**Winfield Angus**, head coach **1-7**O5.... W ..19-6Oakland City
O12... L.....13-32Indiana State
O19... L.....0-13Illinois State
O26... L.....0-3at Western Illinois
N2.... L.....0-26Illinois College
N9.... L.....2-18Indiana Central
N16... L.....9-13Southern Illinois
N23... L.....0-49at Northern Illinois1936**Gilbert Carson**, head coach **4-4**O3.... L.....0-7Wheaton
O10... W ..19-7Oakland City
O17... W ..12-0at Indiana State
O24... L.....0-13at Illinois State
O31... W ..12-6Illinois College
N7.... L.....2-6Western Illinois
N13... L.....7-13at Southern Illinois
N20... W ..7-0Eureka1937**Gilbert Carson**, head coach **3-4-1**S25... L.....6-7at Wheaton
O2.... W ..20-13Indiana State
O9.... W ..39-0Oakland City
O16... W ..48-0at Eureka
O23... T.....0-0Illinois State
O30... L.....6-24Northern Illinois
N6.... L.....0-31at Western Illinois
N12... L.....0-3at Southern Illinois

1938

Harold Ave, head coach 5-3
 O1..... L.....0-7at Northern Illinois
 O8..... W.....6-0Indiana Central
 O15..... W.....22-0McKendree
 O22..... L.....0-19at Illinois State
 O29..... L.....0-18Western Illinois
 N5..... W.....19-7at Indiana State
 N12..... W.....20-7Rose Poly
 N18..... W.....19-0Southern Illinois

1939

Gilbert Carson, head coach 4-3-1
 S30..... W.....16-0Indiana Central
 O7..... W.....9-0Elmhurst
 O14..... W.....6-0Millikin
 O21..... T.....0-0Illinois State
 O28..... L.....7-20at Western Illinois
 N4..... L.....6-7Indiana State
 N10..... W.....12-7at Southern Illinois
 N18..... L.....6-22Northern Illinois

1940

Gilbert Carson, head coach 6-1-1
 O1..... W.....7-6Indiana Central
 O5..... W.....19-6Elmhurst
 O12..... W.....12-8Millikin
 O19..... L.....12-30at Illinois State
 O22..... W.....20-7Western Illinois
 O26..... T.....7-7Indiana State
 N9..... W.....25-6Southern Illinois
 N16..... W.....12-0at Northern Illinois

1941

Gilbert Carson, head coach 0-7
 O4..... L.....6-19Indiana Central
 O11..... L.....6-19Indiana State
 O18..... L.....7-26Indiana State
 O25..... L.....0-25at Western Illinois
 N1..... L.....0-61Millikin
 N8..... L.....0-41at Southern Illinois
 N15..... L.....0-19Northern Illinois

1942

Clayton Miller, head coach 1-6
 S26..... L.....0-20Manchester
 O3..... L.....0-26Indiana State
 O10..... W.....7-0Indiana Central
 O17..... L.....0-32Illinois State
 O24..... L.....0-45Western Illinois
 O31..... L.....6-56Millikin
 N7..... L.....7-27Southern Illinois

1943

No contests played

1944

Charles Lantz, head coach 1-3
 S23..... W.....12-0Western Illinois
 S30..... L.....12-15at Southern Illinois
 O7..... L.....6-25at Northern Illinois
 O14..... L.....7-40Illinois Wesleyan

1945

James Goff, head coach 2-3-2
 O6..... L.....6-26Indiana State
 O13..... L.....12-7Butler
 O20..... T.....0-0Southern Illinois
 O27..... L.....0-20Illinois Wesleyan
 N3..... T.....6-6at Western Illinois
 N10..... L.....6-12at Illinois State
 N17..... W.....19-14Northern Illinois

1946

'Pat' O'Brien, head coach 2-6
 S28..... L.....12-19Butler
 O4..... L.....0-26at Northern Illinois
 O11..... W.....20-12Western Illinois
 O19..... W.....7-0Millikin
 O26..... L.....13-26Illinois State
 N2..... L.....0-20at Southern Illinois
 N9..... L.....0-13Indiana State
 N15..... L.....13-38at Murray State

1947

'Pat' O'Brien, head coach 2-6
 S27..... L.....13-14Eastern Kentucky
 O4..... L.....13-21at Ball State
 O11..... L.....13-14Indiana State
 O18..... L.....13-14Millikin
 O25..... W.....13-6Illinois State
 N8..... L.....6-25at Northern Illinois
 N15..... L.....13-33at Southern Illinois
 N22..... W.....19-0Western Illinois

1948

'Pat' O'Brien, head coach 7-3
 S18..... W.....19-6Saint Joseph
 S25..... L.....14-25at Eastern Kentucky
 O2..... W.....12-0Ball State
 O9..... W.....7-0at Western Illinois
 O16..... W.....15-6Northern Illinois
 O23..... W.....13-7at Illinois State
 O30..... L.....20-21Indiana State
 N6..... W.....27-7Millikin
 N13..... W.....38-0Southern Illinois
 N25..... L.....0-6Illinois Wesleyan +
 + - 'Corn Bowl' participant played Thanksgiving Day (Bloomington, Ill.)

1949

'Pat' O'Brien, head coach 3-5
 S24..... L.....13-19Quincy
 O1..... L.....6-12Saint Joseph
 O8..... W.....7-6Illinois State
 O22..... W.....26-13at Southern Illinois
 O29..... W.....33-0Indiana State
 N5..... L.....0-14Western Illinois
 N12..... L.....14-40at Northern Illinois
 N19..... L.....13-47at Ball State

1950

'Pat' O'Brien, head coach 5-3
 S23..... W.....35-6Ball State
 S30..... W.....28-25Quincy
 O7..... L.....0-18Emporia
 O14..... L.....21-23at Illinois State
 O21..... W.....47-0Indiana State
 N4..... W.....21-7Southern Illinois
 N11..... L.....0-13Western Illinois
 N18..... W.....34-13Northern Illinois

1951

Rex Darling, head coach 4-2-2 / 2-2-2
 S29..... L.....7-21Northern Illinois •
 O6..... W.....19-12Eastern Michigan •
 O13..... L.....27-59at Central Michigan •
 O19..... W.....28-21Northwest Missouri
 O27..... W.....47-19at Southern Illinois •
 N3..... T.....21-21Western Illinois •
 N10..... T.....28-28at Illinois State •
 N17..... W.....46-6Millikin
 • - IIAC contest

1952

'Pat' O'Brien, head coach 2-7 / 1-5
 S27..... W.....28-19Millikin
 O4..... L.....13-18Scott Field
 O11..... L.....7-13at Eastern Michigan •
 O18..... L.....19-27Northeast Missouri
 O25..... L.....7-22Southern Illinois •
 N1..... L.....6-7Western Illinois •
 N8..... L.....0-41Central Michigan •
 N15..... L.....26-27Illinois State •
 N22..... W.....7-0at Northern Illinois •
 • - IIAC contest

1953

'Pat' O'Brien, head coach 1-8 / 0-6
 S26..... L.....0-30Lincoln (MO)
 O3..... L.....6-33at Central Michigan •
 O10..... L.....6-34Eastern Michigan •
 O17..... L.....2-7Northeast Missouri
 O24..... W.....20-6Illinois-Chicago
 O31..... L.....0-6at Southern Illinois •
 N7..... L.....12-19Western Illinois •
 N14..... L.....0-20at Illinois State •
 N21..... L.....6-19Northern Illinois •
 • - IIAC contest

1954

'Pat' O'Brien, head coach 2-6-1 / 1-4-1
 L.....7-40Indiana State
 L.....7-19Kalamazoo
 O2..... L.....0-60Central Michigan •
 O9..... L.....0-33at Eastern Michigan •
 W.....40-6Illinois-Chicago
 O30..... L.....6-20Southern Illinois •
 N6..... T.....13-13at Western Illinois •
 N13..... L.....7-13Illinois State •
 N20..... W.....28-9at Northern Illinois •
 • - IIAC contest

1955

'Pat' O'Brien, head coach 3-6 / 1-5
 S24..... W.....15-0Kalamazoo
 O1..... L.....7-40at Evansville
 O8..... L.....13-16at Illinois State •
 O15..... L.....13-26at Southern Illinois •
 O22..... W.....33-13Indiana State
 O29..... L.....7-14Eastern Michigan •
 N5..... W.....14-0Northern Illinois •
 N12..... L.....14-48at Central Michigan •
 N19..... L.....7-13Western Illinois •
 • - IIAC contest

1956

Keith Smith, head coach 2-7 / 2-4
 S22..... L.....7-14at Indiana State
 S29..... L.....13-46at Southeast Missouri
 O6..... W.....14-6Illinois State •
 O13..... L.....0-33Southern Illinois •
 O20..... L.....21-29Evansville
 O27..... L.....0-65at Eastern Michigan •
 N3..... W.....13-6at Northern Illinois •
 N10..... L.....7-38Central Michigan •
 N17..... L.....14-58at Western Illinois •
 • - IIAC contest

1957

Ralph Kohl, head coach 0-8 / 0-6
 S21..... L.....0-14at Indiana State
 S28..... L.....0-41Southeast Missouri
 O5..... L.....20-27Northern Illinois •
 O12..... L.....6-27Southern Illinois •
 O19..... L.....0-39Eastern Michigan •
 O26..... L.....13-21Western Illinois •
 N2..... L.....6-61Central Michigan •
 N9..... L.....7-39at Illinois State •
 • - IIAC contest

1958

Ralph Kohl, head coach 2-6 / 1-5
 S20..... W.....30-8Indiana State
 S27..... L.....6-21at Austin Peay
 O4..... L.....12-24at Northern Illinois •
 O11..... L.....8-29Southern Illinois •
 O18..... L.....0-33at Eastern Michigan •
 O25..... L.....0-34at Western Illinois •
 N1..... L.....8-27Central Michigan •
 N9..... W.....20-12Illinois State •
 • - IIAC contest

1959

Ralph Kohl, head coach 3-5-1 / 1-4-1
 S19..... W.....7-6at Indiana State
 S26..... L.....8-12Austin Peay
 O3..... W.....12-8Ball State
 O10..... L.....6-38Northern Illinois •
 O17..... L.....0-7Southern Illinois •
 O24..... L.....8-28Western Illinois •
 O31..... W.....32-6Eastern Michigan •
 N7..... L.....0-26Central Michigan •
 N14..... T.....6-6Illinois State •
 • - IIAC contest

1960

Ralph Kohl, head coach 2-7 / 1-5
 S17..... W.....14-0Indiana State
 S24..... L.....0-27at Wittenberg (OH)
 O1..... L.....6-14at Ball State
 O8..... L.....20-28at Northern Illinois •
 O15..... L.....8-52Southern Illinois •
 O22..... W.....8-0at Eastern Michigan •
 O29..... L.....6-43at Western Illinois •
 N5..... L.....12-35Central Michigan •
 N12..... L.....6-26Illinois State •
 • - IIAC contest

1961

Ralph Kohl, head coach 4-3-1 / 3-2-1
 S23..... W.....23-20at Indiana State
 S30..... L.....0-18Illinois State •
 O7..... L.....16-20Ferris State
 O14..... T.....20-20Northern Illinois •
 O21..... L.....6-34Southern Illinois •
 O28..... W.....20-14Eastern Michigan •
 N4..... W.....12-0Western Michigan •
 N11..... W.....22-13Central Michigan •
 • - IIAC contest

1962

Ralph Kohl, head coach 1-7 / 0-5
 S22..... W.....13-0Indiana State
 S29..... L.....0-6Illinois State •
 O6..... L.....0-28at Bradley
 O13..... L.....0-21at Northern Illinois •
 O20..... L.....7-28Hope College
 O27..... L.....0-14at Eastern Michigan •
 N3..... L.....0-44at Western Illinois •
 N10..... L.....23-35Central Michigan •
 • - IIAC contest

1963

Ralph Kohl, head coach 2-7 / 1-3
 S21..... L.....6-14at Indiana State
 S28..... L.....14-28Central State (OH)
 O5..... L.....15-35at Central Michigan •
 O12..... W.....14-13at Illinois State •
 O19..... W.....20-6Ferris State
 O26..... L.....0-43Northern Illinois •
 N2..... L.....7-14at Hillsdale
 N9..... W.....6-15at Hope College
 N16..... L.....7-22Western Illinois •
 • - IIAC contest

1964

Ralph Kohl, head coach 3-6 / 1-3
 S19..... L.....14-25Indiana State
 S26..... W.....27-26at Central State (OH)
 O3..... W.....17-14Central Michigan •
 O10..... L.....7-8WI-Milwaukee
 O17..... L.....23-25Illinois State •
 O24..... L.....14-35at Northern Illinois •
 O31..... L.....14-41Hillsdale
 N7..... W.....27-6at Ferris State
 N14..... L.....14-30at Western Illinois •
 • - IIAC contest

1965

Clyde Biggers, head coach 3-5 / 1-3
 S18..... L.....0-17at Indiana State
 S25..... W.....35-22Ferris State
 O2..... W.....28-24at WI-Milwaukee
 O9..... W.....8-7at Illinois State •
 O16..... L.....7-42Northwood Institute
 O23..... L.....8-28Western Illinois •
 O30..... L.....11-20Northern Illinois •
 N6..... L.....6-48at Central Michigan •
 • - IIAC contest

1966

Clyde Biggers, head coach 1-6-1 / 1-1-1
 S17..... L.....0-32Indiana State
 S24..... L.....7-17at Ferris State
 O1..... L.....3-7WI-Milwaukee
 O8..... T.....0-0Illinois State •
 O15..... L.....27-34at Northwood Institute
 O22..... W.....16-6at Western Illinois •
 N5..... L.....10-30Central Michigan •
 N12..... L.....13-17at Eastern Michigan •
 • - IIAC contest

1967

Clyde Biggers, head coach.....2-6 / 1-2
 S16.... L.....6-41at Indiana State
 S23.... L.....6-31at WI-Milwaukee
 S30.... L.....12-28Eastern Michigan
 O7.... L.....0-21at Central Michigan •
 O14.... L.....6-28Illinois State •
 O21.... L.....12-20at Bradley
 O28.... L.....12-7Western Illinois •
 N4.... T.....6-6at Illinois-Chicago
 N11.... W.....20-14Wayne State
 • - IIAAC contest

1968

Clyde Biggers, head coach.....4-5 / 1-2
 S14.... L.....0-23Indiana State
 S21.... W.....15-14WI-Milwaukee
 S28.... L.....0-6Fairmont State
 O5.... L.....16-23Central Michigan •
 O12.... L.....14-41at Illinois State •
 O19.... L.....28-37Bradley
 O26.... W.....14-8at Western Illinois •
 N2.... W.....8-7at Illinois-Chicago
 N9.... W.....60-19at Wayne State
 • - IIAAC contest

1969

Clyde Biggers, head coach.....2-7
 S14.... L.....6-41at Indiana State
 S20.... L.....20-21at WI-Milwaukee
 S27.... W.....52-6Illinois-Chicago
 O4.... L.....14-41Central Missouri
 O11.... W.....8-7at Northeast Missouri
 O18.... L.....0-37at Illinois State
 O25.... L.....0-44at Central Michigan
 N1.... L.....6-44Western Illinois
 N8.... L.....14-24Northern Michigan

1970

Clyde Biggers, head coach.....2-8
 S12.... L.....18-28Indiana State
 S19.... W.....19-14WI-Milwaukee
 S26.... W.....20-27at Illinois-Chicago
 O3.... L.....17-27at Central Missouri
 O10.... L.....14-28Northeast Missouri
 O17.... L.....20-29Illinois State
 O24.... L.....34-58Central Michigan
 O31.... L.....14-31at Western Illinois
 N7.... L.....22-35at Northern Michigan
 N14.... L.....12-35at Fairmont State
First season at O'Brien Field

1971

Clyde Biggers, head coach.....4-6
 S11.... W.....27-10WI-Stevens Point
 S18.... L.....7-28at Indiana State
 S25.... L.....19-22at WI-Milwaukee
 O2.... L.....43-21Illinois-Chicago
 O9.... L.....6-17at Illinois State
 O16.... W.....19-14Evansville
 O23.... L.....14-47at Central Michigan
 O30.... W.....32-21SW Missouri
 N6.... L.....6-14Western Illinois
 N13.... L.....7-24at Central Missouri

Poke Cobb (30) makes a run through the gap against Delaware in the 1978 NCAA Division II National Championship Game. EIU won 10-9 over the Blue Hens with Cobb rushing for 101 yards and a fourth quarter touchdown.



1972

Jack Dean, head coach.....1-9
 S16.... L.....14-17Indiana State
 S23.... L.....16-17WI-Milwaukee
 S30.... W.....28-13at Illinois-Chicago
 O7.... L.....11-38Illinois State
 O14.... L.....20-31at Evansville
 O21.... L.....0-63Central Michigan
 O28.... L.....37-41at SW Missouri
 N4.... L.....14-56at Quantico Marines
 N11.... L.....14-35Central Missouri
 N18.... L.....13-42at Western Illinois

1973

Jack Dean, head coach.....2-9
 S8.... L.....20-21at WI-Stevens Point
 S15.... L.....0-17Indiana State
 S22.... L.....14-21at WI-Milwaukee
 S29.... W.....40-8Illinois-Chicago
 O6.... L.....17-47at Delta State
 O13.... L.....14-27at Youngstown State
 O20.... L.....0-17at Illinois State
 O27.... W.....34-14Saint Joseph's (IN)
 N3.... L.....10-14Wayne State
 N10.... L.....7-22Northern Michigan
 N17.... L.....13-56Western Illinois

1974

Jack Dean, head coach.....3-6-1
 S7.... L.....14-19at Central Missouri
 S14.... L.....6-21at Indiana State
 S21.... L.....0-33WI-Milwaukee
 O5.... L.....3-28at Western Illinois
 O12.... W.....13-3Delta State
 O19.... W.....14-9Illinois State
 O26.... T.....10-10at Ferris State
 N2.... L.....3-13Youngstown State
 N9.... W.....17-0Missouri-Rolla
 N16.... L.....0-13at Murray State

1975

John Konstantinos, head coach.....3-5-2
 S6.... L.....8-14at Northern Iowa
 S13.... L.....22-38at Northern Michigan
 S27.... T.....7-7Southwest Missouri
 O4.... L.....18-23at Central Missouri
 O11.... L.....0-37at Tennessee Tech
 O18.... T.....3-3Western Illinois
 O25.... W.....17-3Ferris State
 N8.... W.....24-14at Missouri-Rolla
 N15.... W.....14-6Murray State
 N22.... L.....13-31Illinois State

1976

John Konstantinos, head coach.....5-6
 S4.... W.....17-16Cameron
 S11.... W.....24-14at Northeast Missouri
 S25.... W.....41-0at Southwest Missouri
 O2.... W.....41-14Central Missouri
 O9.... L.....14-41Tennessee Tech
 O16.... L.....10-14at Western Illinois
 O23.... W.....24-8Central State (OH)
 O30.... L.....10-30Northern Michigan
 N6.... L.....14-36at Youngstown State
 N13.... L.....27-28at Butler
 N20.... L.....8-13Illinois State

1977

John Konstantinos, head coach.....1-10
 S3.... L.....0-20at Illinois State
 S10.... L.....7-10Northeast Missouri
 S17.... L.....21-31at Northern Iowa
 S24.... L.....24-25at Central State (OH)
 O1.... L.....14-28Western Illinois
 O15.... L.....10-31at Cameron (OK)
 O22.... L.....14-24Wayne State
 O29.... L.....13-31Butler
 N5.... L.....22-52at Youngstown State
 N12.... L.....7-35at Murray State
 N19.... W.....17-0Evansville

1978

Darrell Mudra, head coach.....12-2 / 3-2
 S2.... W.....41-16Central State (OH)
 S9.... W.....42-3at Butler
 S16.... W.....38-22Northern Iowa •
 S23.... W.....29-12Northeast Missouri
 S30.... L.....16-17at Akron •
 O7.... L.....24-40at Youngstown State •
 O21.... W.....42-34at Northern Michigan •
 O28.... W.....34-14at Wayne State
 N4.... W.....42-7Illinois State
 N11.... W.....35-14Murray State
 N18.... W.....40-12at Western Illinois •
 N25.... W.....35-31at California-Davis +
 D2.... W.....26-22Youngstown State +
 D9.... W.....10-9vs. Delaware +
 • - AMCU contest
 + - NCAA II National Championship

NCAA II NATIONAL CHAMPIONSHIP

EIU 35 • UC Davis 31
 November 25, 1978 • Davis, California

Leading just 14-10 at the half, the Panthers erupted for three third-quarter big-play touchdowns en route to a 35-31 first-round victory over California-Davis... in that quarter, Mark Campana returned a punt 72 yards for a TD, Scott McGhee caught a 42 yard halfback TD pass from Poke Cobb and Jeff Forster caught a 37 yarder from QB Steve Turk... earlier Turk (15-39-1 for 164 yards) had hit McGhee on a 25 yard TD pass... Cobb ran for 56 yards and caught three for 40 yards in addition to the TD pass... the Panthers' defense intercepted three passes and recovered three fumbles.

EIU 26 • Youngstown St. 22
 December 2, 1978 • O'Brien Stadium

Mark Campana's game opening 90-yard-TD kickoff return set the tone as the Panthers knocked off Mid-Continent rival Youngstown State, 26-22, on a rainy and blustery day before an ABC-TV regional audience... trailing 22-14, Steve Turk hit James Warring for a 12 yard TD, pulling to 22-20... then on the first play following the kick-off, Tom Pettigrew recovered a fumble at the YSU 9... three plays later, Poke Cobb scored the winning TD at 4:04 from the 3 yard line... Warring, ABC-TV offensive "Player of the Game" caught 10 passes for 107 yards, while DE Pete Catan, with 10 tackles and two QB sacks, was defensive "Player of the Game"... DT Randy Melvin led with 17 tackles.

EIU 10 • Delaware 9
 December 9, 1978 • Longview, Texas

The Panthers put the capstone on the most incredible season ever, winning the NCAA National Championship 10-9 in front of an ABC-TV national audience... EIU finished 12-2 after going 1-10 the previous year... Poke Cobb, who rushed for 101 yards, scored on a one yard TD run early in the fourth quarter to put the Panthers ahead but victory was not assured until Delaware's Brandt Kennedy missed a 45 FG with nine seconds... EIU's defense limited Delaware's vaunted Wing-T offense to just 155 yards rushing and forced five fumbles... LB Ray Jeske was in on 21 tackles... altogether the Panthers set 25 school records with Cobb, James Warring, and Pete Catan named All-Americans.

1979

Darrell Mudra, head coach.....7-4 / 1-4
 S1.... W.....24-15South Dakota
 S8.... W.....38-0Butler
 S15.... W.....58-21Wayne State
 S22.... W.....46-3at Northeast Missouri
 S29.... W.....22-14at Southern Illinois
 O6.... L.....7-10Western Illinois •
 O20.... W.....39-21at Northern Michigan •
 O27.... L.....7-10at Northern Iowa •
 N3.... L.....21-49Youngstown State •
 N10.... W.....24-0at Illinois State
 N17.... L.....16-27Akron •
 • - AMCU contest

1980

Darrell Mudra, head coach.....11-3 / 4-0
 S6.... W.....34-21South Dakota
 S13.... L.....35-37at Southern Illinois
 S20.... L.....0-14at Indiana State
 S27.... W.....41-7Northeast Missouri
 O4.... W.....31-14Illinois State
 O11.... W.....40-15at Central State (OH)
 O18.... W.....37-7at Western Illinois •
 O25.... W.....32-7Youngstown State •
 N1.... W.....35-28at Northern Michigan •
 N8.... W.....14-9Northern Iowa •
 N15.... W.....52-13Augustana (SD)
 N29.... W.....21-14Northern Colorado +
 D6.... W.....56-31at North Alabama +
 D13.... L.....13-21vs. Cal Poly +
 • - AMCU contest
 + - NCAA Division II National Runner-Up

NCAA II NATIONAL RUNNER-UP

EIU 21 • Northern Colorado 14
 November 29, 1980 • O'Brien Stadium

The Panthers, ranked No. 1 in the nation and paced by a tenacious defense, held Northern Colorado to 144 yards and recorded 13 tackles for loss, including six QB sacks, in a 21-14 victory televised by ESPN... QB Chuck Wright threw a 13 yard TD pass to Scott McGhee and then scored on a one yard run... DT Randy Melvin had 11 tackles including three for a loss.

EIU 56 • North Alabama 31
 December 6, 1980 • Florence, Alabama

Top-ranked EIU outscored No. 3 North Alabama, 28-7, in the second half to roll to a 56-31 semifinal victory...the Panthers had 489 yards total offense...Kevin Staple ran for TDs of 3 and 7 yards and rushed for 120...Otis Grant caught eight for 103 yards and one TD while Scott McGhee had four for 91 yards with two TDs...North Alabama had only 66 yard of total offense in the second half... DT Randy Melvin led the Panthers with 13 tackles... OT Steve Parker was the ABC-TV Offensive "Player of the Game."

Cal Poly 21 • EIU 13
 December 13, 1980 • Albuquerque, NM

The dream of a second national title in three years came to an end as Cal Poly San Luis Obispo upset the Panthers 21-13...Cal Poly's Robbie Martin was a one-man wrecking crew... he returned eight punts for 97 yards including a 42 yarder for a TD, and then caught seven passes for 164 yards including TDs of 33 and 58 yards...the Panthers lost three scoring opportunities when they fumbled twice within the five yard line and were intercepted on the 15...Rod Slaughter caught six passes for 122 yards and ran for 75.

Complete results are incomplete and/or unavailable for the 1899-1916 seasons

O CONFERENCE

AFFILIATIONS:

AMCU - Association of Mid-Continent Universities
 IIAAC - Interstate Intercollegiate Athletic Conference

1978 NCAA Division II National Champions

A Cinderella Story... words that could easily describe the Eastern Illinois football program's rise from mediocrity to the top of the NCAA Division II football world.

The Panthers entered the 1978 season much like any other season mired in a 16-year string of consecutive losing seasons with only two winning seasons since 1951.

The first step in changing Panther football was the hiring of head coach Darrell Mudra who immediately hired former Eastern Illinois student and football team member Mike Shanahan as his offensive coordinator.

EIU opened the season on a roll with convincing wins over Central State, 42-16 and Butler, 42-3. A strong 38-22 win over Northern Iowa in a conference football game gave the program some confidence that things were headed in the right direction.

A 4-0 start followed the next week with a 29-12 win over Northeast Missouri giving the Panthers their second 4-0 start in three seasons. The 1976 squad also opened the year 4-0 but would win only one game the remainder of the year to finish at 5-6.

Shades of that season resonated in Panther fans minds as EIU dropped back-to-back games in weeks five and six to Akron and Youngstown State. However unlike their 1976 counterparts, this Panther squad would regroup and not taste defeat again.

Mike Shanahan's offensive unit continued to click as the Panthers put up 40 or more points in three of their next five victories with wins over Northern Michigan, Wayne State, Illinois State, Murray State and Western Illinois.

The following week EIU received only its second post-season bid as the Panthers were invited to the NCAA Division II playoffs as only the top eight teams received invitations. The Panthers only other post-season experience had been way back in 1948 when they lost in the Corn Bowl to Illinois Wesleyan, 6-0.


EIU hit the road to open the championship run with a 35-31 victory at UC Davis. The Panthers then returned home to face Youngstown State in the semifinals, a team that had defeated EIU earlier in the season 40-24 in Youngstown.

This time EIU had the home field advantage and the Panthers were able to hang on for a 26-22 win in front of a national audience as the game was carried nationwide on ABC. Following the game EIU fans stormed the field and dismantled the goal posts.

That win set up a meeting with Division II power Delaware and after a tightly fought contest the game came down to a field goal by Delaware's Brandt Kennedy that sailed right from 45-yards. With that, "David had beaten Goliath" and Eastern Illinois had done the impossible with a 10-9 national championship victory in Longview, Texas.

Following the season EIU players earned All-American honors including running back Poke Cobb, wide receiver James Warring and defensive lineman Pete Catan. Catan, Cobb, Warring and quarterback Steve Turk all ranked among the national leaders in several statistical categories.

Darrell Mudra was later inducted into the College Football Hall of Fame.



Top: Eastern Illinois NCAA Division II National Champions

Middle: EIU Coaching Staff.

Bottom: EIU team members shown here at the Governor's Mansion following Eastern's win over Delaware.

KEY TO CONFERENCE AFFILIATIONS:

AMCU - Association of Mid-Continent Universities

GFC - Gateway Football Conference

OVC - Ohio Valley Conference

1981**Darrell Mudra**, head coach.. **6-5 / 2-1**

S 5..... W.....	19-17.....	at South Dakota
S 12..... W.....	24-13.....	Southwest Missouri •
S 19..... L.....	14-21.....	at Northeast Missouri
S 26..... W.....	58-0.....	Central State (OH)
O 10..... L.....	3-25.....	at Illinois State
O 17..... W.....	20-8.....	Western Illinois •
O 24..... L.....	16-48.....	at Youngstown State
O 31..... L.....	17-38.....	at Northern Iowa •
N 7..... W.....	42-14.....	Ferris State
N 14..... L.....	14-27.....	Indiana State
N 21..... W.....	24-16.....	Delaware State

• - AMCU contest

First season of competition in NCAA I-AA

1982**Darrell Mudra**, head coach.. **11-1-1 / 2-0-1**

S 4..... W.....	27-14.....	Illinois State
S 11..... W.....	18-17.....	Northeast Missouri
S 18..... W.....	27-0.....	Wayne State
S 25..... T.....	10-10.....	at Northern Iowa •
O 2..... W.....	27-23.....	at Youngstown State
O 9..... W.....	18-0.....	Akron
O 16..... W.....	16-12.....	at Indiana State
O 23..... W.....	31-7.....	at Western Illinois •
O 30..... W.....	20-7.....	Southern Illinois
N 6..... W.....	36-7.....	at SW Missouri •
N 13..... W.....	73-0.....	Kentucky State
N 27..... W.....	16-13 (OT) ..	Jackson State +
D 4..... L.....	19-20.....	at Tennessee State +

• - AMCU contest

+ - NCAA I-AA Quarterfinalist

NCAA I-AA QUARTERFINALIST

EIU Panthers 16 • Jackson State 13 (overtime)

November 27, 1982 • O'Brien Stadium

In their first year in NCAA I-AA, the Panthers took a 10-0-1 record and No. 5 ranking into the playoffs and relied on Dave Strauch's 23 yard field goal in overtime to knock off No. 8 Jackson State, 16-13. Strauch redeemed himself after a missed 22 yard attempt with four seconds left in regulation...QB Jeff Christensen completed 26-50, a NCAA I-AA tournament record for passes attempted, for 308 yards and one TD...Jerry Wright caught 10 for 130 yards.

Tennessee State 20 • EIU Panthers 19

December 4, 1982 • Nashville, Tennessee

In another evenly matched playoff, the Panthers suffered a heartbreaking 20-19 loss to No. 4 ranked Tennessee State...QB Jeff Christensen (27-48-3 for 264 yards) had pulled the Panthers to within one with a six yard TD toss to Jerry Wright midway through the final quarter...but he was intercepted in the closing minutes on the TSU-20, and then the Panthers' Dave Strauch had a 44 yard field goal blocked with just seconds left...Kevin Staple ran for 112 yards, and Wright caught 19 for 136 yards... this game was later forfeited by TSU due to an ineligible player.

**1983****Al Molde**, head coach..... **9-3 / 3-0**

S 3..... W.....	38-7.....	at Illinois State
S 10..... L.....	14-17.....	at Southern Illinois
S 17..... W.....	35-21.....	Grand Valley State
S 24..... W.....	42-0.....	at NE Missouri
O 1..... W.....	21-20.....	Youngstown State
O 8..... W.....	10-7.....	at Akron
O 15..... W.....	13-0.....	Northern Iowa •
O 22..... W.....	20-0.....	Western Illinois •
O 29..... L.....	13-17.....	Indiana State
N 5..... W.....	12-3.....	Southwest Missouri •
N 12..... W.....	34-14.....	at Western Kentucky
N 26..... L.....	13-16 (2OT) ..	at Indiana State +

• - AMCU contest

+ - NCAA I-AA First Round

NCAA I-AA FIRST ROUND

Indiana State 16 • EIU Panthers 13 (double overtime)

November 26, 1983 • Terre Haute, Indiana

In one of the most dramatic I-AA playoff games in history, Indiana State eliminated the Panthers in double overtime, 16-13...trailing 7-0 in the 4th, Sean Payton came off the bench to toss a game tying 20 yard TD pass to Roger Holoman...ISU's Scott Bridges kicked an 18 yard FG with 3:12 left, but EIU's Henry Castellanos sent it into overtime with a 33 yard pressure FG with one second remaining... ISU got the ball first and Bridges kicked a 26 yarder, but Castellanos countered with a 40 yarder to conclude the first OT...EIU obtained first possession and Payton was intercepted...Bridges' 25 yard FG then won the game.

1984**Al Molde**, head coach..... **6-5 / 2-1**

S 1..... W.....	35-9.....	at Grand Valley State
S 8..... L.....	17-24.....	at Indiana State
S 15..... W.....	33-7.....	Northeast Missouri
S 22..... L.....	17-38.....	at Toledo
S 29..... W.....	44-33.....	Ferris State
O 6..... L.....	21-34.....	Illinois State
O 13..... L.....	40-48.....	Southern Illinois
O 20..... W.....	14-0.....	at Western Illinois •
O 27..... L.....	28-29.....	at Southwest Missouri •
N 3..... W.....	27-17.....	Northern Iowa •
N 10..... W.....	50-19.....	Western Kentucky

• - AMCU contest

1985**Al Molde**, head coach..... **6-5 / 2-3**

S 7..... L.....	24-31.....	at Northeast Missouri
S 14..... W.....	39-7.....	Indiana State
S 21..... W.....	35-27.....	Saginaw Valley
S 28..... L.....	13-42.....	at Southern Illinois •
O 5..... L.....	20-44.....	at Kansas
O 12..... W.....	21-14.....	Illinois State •
O 19..... W.....	28-27.....	Southwest Missouri •
O 26..... L.....	20-34.....	Western Illinois •
N 2..... W.....	27-12.....	Northern Michigan
N 9..... L.....	20-21.....	at Northern Iowa •
N 16..... W.....	14-13.....	at Western Kentucky

• - GFC contest

AMCU renamed as Gateway Football Conference

1986**Al Molde**, head coach..... **11-2 / 5-1**

A 30..... L.....	20-23.....	at Illinois State •
S 6..... W.....	41-31.....	Northern Missouri
S 13..... W.....	24-21.....	at Northern Michigan
S 20..... W.....	52-7.....	Southern Illinois •
O 4..... W.....	40-15.....	Liberty
O 11..... W.....	31-30.....	Northern Iowa •
O 18..... W.....	37-3.....	at Western Illinois •
O 25..... W.....	34-20.....	at SW Missouri •
N 1..... W.....	64-0.....	Winona State
N 8..... W.....	31-14.....	at Indiana State •
N 15..... W.....	35-18.....	Western Kentucky
N 29..... W.....	28-21.....	Murray State +
D 7..... L.....	22-24.....	Eastern Kentucky +

• - GFC contest

+ - NCAA I-AA Quarterfinalists

NCAA I-AA QUARTERFINALIST

EIU Panthers 28 • Murray State 21

November 29, 1986 • O'Brien Stadium

After losing the season opener, the Panthers won ten straight to enter the playoffs ranked No. 3, the highest ever in I-AA, but still needed a James Marble seven yard TD run with seven minutes to go to pull out a 28-21 win over Murray State...Sean Payton was 30-54 for 398 yards as EIU rolled up 537 yards total offense...Marable ran for 110 yards, Calvin Pierce caught 11 for 149 and Roy Banks had eight for 121...Dan Polewski led with 14 tackles while Aaron Thomas had 13.

Eastern Kentucky 24 • EIU Panthers 22

December 7, 1986 • O'Brien Stadium

The Panthers were eliminated in the closing seconds by Eastern Kentucky, 24-22, when a Sean Payton point after pass to DuWayne Pitts was incomplete...one official ruled a pass interference in the end zone, but another official overruled on the grounds the ball was not catchable... trailing 24-10, EIU rallied as Payton (24-40, 341 yards) hit Roy Banks on a 24 yard TD pass with 9:08 remaining... with 27 seconds left, Payton again hit Banks on a potential game-tying nine-yard TD pass...Banks caught nine for 117 and Calvin Pierce had eight catches for 177.

1987**Bob Spoo**, head coach..... **5-6 / 3-3**

S 5..... L.....	3-24.....	at San Jose State
S 12..... W.....	16-10.....	at Northeast Missouri
S 19..... W.....	15-9.....	Illinois State •
S 26..... W.....	17-14.....	at Liberty
O 3..... L.....	10-24.....	at Akron
O 10..... L.....	12-21.....	Western Illinois •
O 17..... W.....	20-14.....	Indiana State •
O 24..... W.....	7-3.....	Southwest Missouri •
O 31..... L.....	17-19.....	at Northern Iowa •
N 7..... L.....	27-32.....	Southern Illinois •
N 14..... L.....	15-30.....	at Western Kentucky

• - GFC contest

1988**Bob Spoo**, head coach..... **5-6 / 2-4**

S 3..... W.....	16-7.....	at Illinois State •
S 10..... W.....	44-0.....	Austin Peay
S 17..... W.....	28-27.....	Liberty
S 24..... L.....	13-33.....	Youngstown State
O 1..... L.....	12-24.....	at Indiana State •
O 8..... W.....	34-3.....	Southern Illinois •
O 15..... L.....	8-45.....	at Western Illinois •
O 22..... L.....	15-17.....	Northern Iowa •
O 29..... L.....	21-41.....	at Southwest Missouri •
N 5..... W.....	6-0.....	Western Kentucky
N 12..... L.....	7-12.....	at Boise State

• - GFC contest

1989

Bob Spoo , head coach.....	9-4 / 4-2
S 2..... W..... 36-0..... at Austin Peay	
S 9..... W..... 20-10..... Northwestern State (La.)	
S 16..... L..... 17-20..... at Southern Illinois •	
S 23..... W..... 21-7..... Indiana State •	
S 30..... W..... 14-13..... Illinois State •	
O 7..... L..... 7-9..... at Liberty	
O 14..... W..... 21-17..... Akron	
O 21..... W..... 31-5..... Western Illinois •	
O 28..... L..... 28-31..... at Northern Iowa •	
N 11..... W..... 16-15..... Southwest Missouri •	
N 18..... W..... 10-7..... at Western Kentucky	
N 25..... W..... 38-21..... at Idaho +	
D 2..... L..... 19-25..... at Montana +	
• - GFC contest	
+ - NCAA I-AA Quarterfinalist	

NCAA I-AA QUARTERFINALIST

EIU Panthers 38 • Idaho 21
November 25 • Moscow, Idaho

After two pressure-packed season-ending wins against SMS and WKU, the No. 15 ranked Panthers played one of their best games of the season, knocking off No. 4 ranked Idaho, 38-21 in the first round of the play-offs... Jamie Jones had a career high 154 yards rushing, 64 receiving, and 15 in kick-off returns to account for 233 all-purpose... EIU rushed for 230 and Eric Arnold passed for 211, including a game opening 74 yard TD to Jason Cook... the defense held Idaho to 14 points under its season average and intercepted four passes.

Montana 25 • EIU Panthers 19
December 2, 1989 • Missoula, Montana

A stout Montana defense held the Panthers to 258 yards total offense and held on for a 25-19 quarterfinal win to eliminate EIU from the NCAA-I AA playoffs... Jeff Mills led the defense, getting in on 17 tackles... Ray D'Alesio kicked a 31 yard field goal with 1:16 left in the game, but an on-side kick attempt failed to go ten yards, and Montana ran out the clock.

1990

Bob Spoo , head coach.....	5-6 / 3-3
S 1..... L..... 17-28..... at Northern Illinois	
S 8..... W..... 23-22..... at Northwestern State (La.)	
S 15..... L..... 7-15..... McNeese State	
S 22..... L..... 10-14..... at Murray State	
S 29..... L..... 7-28..... at Illinois State •	
O 6..... W..... 27-17..... at Western Illinois •	
O 13..... W..... 31-22..... Indiana State •	
O 20..... W..... 14-3..... Southern Illinois •	
O 27..... L..... 10-16..... Northern Iowa •	
N 3..... W..... 28-6..... Western Kentucky	
N 10..... L..... 6-48..... at Southwest Missouri •	
• - GFC contest	

1991

Bob Spoo , head coach.....	4-7 / 2-4
A 31..... W..... 62-16..... Lock Haven	
S 7..... L..... 13-42..... at Iowa State	
S 14..... W..... 31-12..... Eastern Washington	
S 21..... L..... 27-28..... at Murray State	
O 5..... L..... 15-16..... Western Illinois •	
O 12..... L..... 15-16..... at Indiana State •	
O 19..... W..... 37-28..... Illinois State •	
N 2..... L..... 30-31..... at Southern Illinois •	
N 9..... L..... 26-28..... at Western Kentucky	
N 16..... W..... 35-29..... Southwest Missouri •	
N 23..... L..... 17-18..... at Northern Iowa •	
• - GFC contest	

1992

Bob Spoo , head coach.....	5-6 / 2-4
S 5..... W..... 14-9..... at Austin Peay	
S 12..... L..... 28-63..... at Marshall	
S 19..... W..... 48-9..... Murray State	
S 26..... L..... 7-48..... at Illinois State •	
O 3..... L..... 46-47..... Southern Illinois •	
O 10..... W..... 31-28..... Indiana State •	
O 17..... L..... 24-28..... at Western Illinois •	
O 24..... L..... 10-13..... at Southwest Missouri •	
O 31..... L..... 19-28..... at Youngstown State	
N 7..... W..... 21-15..... Northern Iowa •	
N 14..... W..... 28-7..... Western Kentucky	
• - GFC contest	

1993

Bob Spoo , head coach.....	3-7-1 / 2-3-1
S 2 ^..... W..... 34-17..... at Murray State	
S 11..... L..... 7-49..... at McNeese State	
S 18..... L..... 10-31..... at Navy	
S 25..... L..... 14-28..... Western Illinois •	
O 2..... L..... 24-27..... at Indiana State •	
O 16..... L..... 27-31..... at Northern Iowa •	
O 23..... T..... 17-17..... Illinois State •	
O 30..... W..... 35-13..... Southwest Missouri •	
N 6..... L..... 26-34..... Northwestern Louisiana	
N 13..... L..... 14-28..... at Western Kentucky	
N 20..... W..... 42-35..... at Southern Illinois •	
• - GFC contest	
^ - Thursday Game	

1994

Bob Spoo , head coach.....	6-5 / 4-2
S 1 ^..... L..... 15-31..... Murray State	
S 10..... L..... 20-22..... at Texas-EI Paso	
S 17..... W..... 45-10..... Lock Haven	
S 24..... L..... 17-49..... at Northern Illinois	
O 1..... W..... 38-21..... at Southwest Missouri •	
O 8..... L..... 7-19..... Northern Iowa •	
O 22..... L..... 13-23..... at Western Illinois •	
O 29..... W..... 30-21..... Indiana State •	
N 5..... W..... 16-13..... at Illinois State •	
N 12..... W..... 28-20..... Western Kentucky	
N 19..... W..... 24-3..... Southern Illinois •	
• - GFC contest	
^ - Thursday Game	

1995

Bob Spoo , head coach.....	10-2 / 5-1
A 31 ^..... W..... 31-13..... at Austin Peay	
S 9..... W..... 34-18..... Southeast Missouri	
S 16..... W..... 30-22..... Tennessee-Martin	
S 23..... W..... 9-7..... Southwest Missouri •	
S 30..... W..... 33-27..... Central State (OH)	
O 7..... L..... 7-17..... at Northern Iowa •	
O 14..... W..... 35-9..... at Western Kentucky	
O 28..... W..... 31-10..... Illinois State •	
N 4..... W..... 20-17..... Western Illinois •	
N 11..... W..... 42-21..... at Southern Illinois •	
N 18..... W..... 27-6..... at Indiana State •	
N 25..... L..... 29-34..... at Stephen F. Austin +	
• - GFC contest	
^ - Thursday Game	
+ - NCAA I-AA First Round	

NCAA I-AA FIRST ROUND

Stephen F. Austin 34 • EIU Panthers 29
November 25, 1995 • Nacogdoches, Texas

The Panthers battled back from a 34-15 fourth quarter deficit but fell just short and were eliminated 34-29 in the first round of the I-AA playoffs... EIU scored twice in the last seven minutes and had the ball at midfield when Pete Mauch's pass was intercepted with 1:30 left... Willie High rushed 25 times for 182 yards and Mauch threw for 166 yards including the two fourth quarter TD passes of 10 and 25 yards to Charlie Roche and Tom Hess, respectively.

1996

Bob Spoo , head coach.....	8-4 / 6-2
A 29 ^..... W..... 28-20..... at Western Michigan	
S 7..... W..... 41-31..... Pittsburg State (KS)	
S 14..... W..... 35-16..... Indiana State #	
S 28..... W..... 38-0..... at Tennessee-Martin •	
O 12..... L..... 7-10..... Western Illinois	
O 19..... L..... 28-35..... Murray State •	
O 26..... W..... 35-27..... at Tennessee Tech •	
N 2..... W..... 42-7..... at Austin Peay •	
N 9..... W..... 41-21..... at Southeast Missouri •	
N 16..... L..... 24-31..... at Middle Tennessee •	
N 23..... W..... 45-21..... Eastern Kentucky •	
N 30..... L..... 14-21..... at Northern Iowa +	
• - OVC contest	
# - substitute OVC opponent	
^ - Thursday Game	
+ - NCAA I-AA First Round	
First season in the Ohio Valley Conference	

NCAA I-AA FIRST ROUND

Northern Iowa 21 • EIU Panthers 14
November 30, 1996 • Cedar Falls, Iowa

The Panthers again came up empty on their first round playoff game at the UNI-Dome, losing to Northern Iowa, 21-14... EIU had the ball for 41:20 minutes to UNI's 18:40, and had 80 plays to Northern Iowa's 51, but could not stop the big play... the Panthers turned the ball over three times in the fourth quarter but still had a chance at the end as they had a first and goal from the four yard line but could not get the ball into the endzone in three tries before time expired.

1997

Bob Spoo , head coach.....	8-3 / 5-2
A 28 ^..... L..... 0-41..... at Western Illinois	
S 6..... W..... 42-6..... Tennessee-Martin •	
S 13..... W..... 41-20..... Saint Joseph's (IN)	
S 20..... W..... 25-14..... at Illinois State	
S 27..... W..... 10-7..... at Tennessee Tech •	
O 4..... W..... 32-7..... at Southeast Missouri •	
O 18..... W..... 30-17..... Middle Tennessee •	
O 25..... W..... 42-14..... Austin Peay	
N 1..... W..... 21-14..... at Indiana State #	
N 8..... L..... 17-24..... at Murray State •	
N 22..... L..... 7-49..... Eastern Kentucky •	
• - OVC contest	
# - substitute OVC opponent	
^ - Thursday Game	

1998

Bob Spoo , head coach.....	6-5 / 4-3
S 3 ^..... W..... 24-7..... Saint Joseph's (IN)	
S 12..... L..... 0-48..... at Central Florida	
S 19..... W..... 24-10..... at Northern Illinois	
S 26..... W..... 13-6..... Tennessee Tech •	
O 3..... W..... 35-33..... Southeast Missouri •	
O 17..... L..... 22-36..... Illinois State	
O 24..... W..... 35-32..... at Middle Tennessee •	
O 31..... L..... 21-27..... Tennessee State •	
N 7..... L..... 21-35..... Murray State •	
N 14..... W..... 56-35..... at Tennessee-Martin •	
N 21..... L..... 24-28..... at Eastern Kentucky •	
• - OVC contest	
^ - Thursday Game	

1999

Bob Spoo , head coach.....	2-10 / 2-5
S 2 ^..... L..... 17-33..... at Central Michigan	
S 11..... L..... 27-31..... at Hawaii	
S 18..... L..... 6-34..... Southern Illinois	
S 25..... W..... 42-21..... Tennessee-Martin •	
O 2..... L..... 21-31..... at Central Florida	
O 9..... L..... 25-43..... at Tennessee State •	
O 16..... L..... 32-37..... at Murray State •	
O 23..... L..... 7-14..... Tennessee Tech •	
O 30..... L..... 15-38..... Western Kentucky •	
N 6..... L..... 38-45..... at Southeast Missouri •	
N 13..... L..... 17-24..... Illinois State	
N 20..... W..... 20-14..... at Eastern Kentucky •	
• - OVC contest	
^ Thursday Game	
100th year of Panther Football	

2000

Bob Spoo, head coach **8-4 / 6-1**
 A 31 ^..... W..... 42-24..... at Indiana State
 S 9..... W..... 72-0..... Kentucky Wesleyan
 S 16..... L..... 26-31..... at Toledo
 S 23..... W..... 42-7..... at Tennessee-Martin •
 O 7..... W..... 33-19..... Tennessee State •
 O 14..... W..... 48-7..... Murray State •
 O 21..... W..... 27-16..... at Tennessee Tech •
 O 28..... L..... 12-34..... at Western Kentucky •
 N 4..... W..... 38-9..... Southeast Missouri •
 N 11..... L..... 41-44 (2-OT)..... at Illinois State
 N 18..... W..... 49-6..... Eastern Kentucky •
 N 25..... L..... 13-45..... at Montana +
 • - OVC contest
 ^ - Thursday Game
 + - NCAA I-AA First Round

NCAA I-AA FIRST ROUND

Montana 45 • EIU Panthers 13
 November 25, 2000 • Missoula, Montana

No. 1 ranked Montana ended the Panthers trip to the 2000 NCAA I-AA playoffs as the Grizzlies scored four second half touchdowns en route to a 45-13 victory... Eastern's Tony Romo threw for 212 yards and two TDs but the Panthers could only generate 99 yards rushing... Andre Raymond had 108 all-purpose yards and Nick Ricks had 10 tackles including three for loss... Obinno Coley intercepted two passes and knocked down three.

2001

Bob Spoo, head coach **9-2 / 6-0**
 S 8..... W..... 44-14..... Indiana State
 S 15..... at Illinois State (*cancelled due to 9/11 tragedy*)
 S 22..... W..... 21-14..... at Eastern Kentucky •
 S 29..... W..... 44-33..... Tennessee Tech •
 O 6..... L..... 7-40..... at San Diego State
 O 13..... W..... 12-0..... Southeast Missouri •
 O 20..... W..... 49-21..... at Southern Illinois
 O 27..... W..... 52-49..... Tennessee State •
 N 1 ^..... W..... 56-16..... at Tennessee-Martin •
 N 10..... W..... 38-10..... at Florida Atlantic
 N 17..... W..... 37-6..... Murray State •
 D 1..... L..... 43-49..... Northern Iowa +
 • - OVC contest
 ^ - Thursday Game
 + - NCAA I-AA First Round

NCAA I-AA FIRST ROUND

Northern Iowa 49 • EIU Panthers 43
 December 1, 2001 • O'Brien Stadium

Both teams marched up and down the field all day long but the Panthers came up just short losing to Northern Iowa, 49-43, in the first round of the 2001 NCAA I-AA playoffs at O'Brien Stadium. The two teams combined for 92 points and 1001 total yards but EIU could not contain Adam Benghe who rushed for 177 yards and four touchdowns. Trailing 49-36, Eastern stopped the visiting purple Panthers at midfield with five minutes remaining and drove 49 yards in eight plays to score on a three yard pass from Tony Romo to Brandon Robinson to pull within six at 49-43 with 1:29 left in the game. But UNI recovered the onside kick and ran out the clock. Romo completed 22-34-2 for 386 yards and five touchdown passes. Frank Cutolo caught 11 passes for 217 yards and three TDs. J.R. Taylor ran 22 times for 154 yards and Robinson returned six kickoffs for 142 yards. Fred Miller led the defense with 15 tackles.

2002

Bob Spoo, head coach **8-4 / 5-1**
 A 31..... L..... 36-61..... at Hawai'i
 S 14..... L..... 13-63..... at Kansas State
 S 21..... W..... 26-19..... Indiana State
 S 28..... W..... 45-10..... Illinois State
 O 5..... W..... 35-28..... at Tennessee Tech •
 O 12..... W..... 25-24..... Eastern Kentucky •
 O 19..... W..... 44-27..... at Southeast Missouri •
 N 2..... W..... 54-48..... at Tennessee State •
 N 9..... W..... 55-43..... Tennessee-Martin •
 N 16..... W..... 47-6..... Florida Atlantic
 N 23..... L..... 35-37..... at Murray State •
 N 30..... L..... 9-48..... at Western Illinois +
 • - OVC contest
 + - NCAA I-AA First Round

NCAA I-AA FIRST ROUND

Western Illinois 48 • EIU Panthers 9
 November 30, 2002 • Macomb, Illinois

The Panthers could not stop Western Illinois' No. 2 ranked Leathernecks resulting in a 48-9 first round loss in Macomb. The WIU defense held the Panthers offense to its lowest point total of the year. EIU had only 56 yards rushing and just one touchdown, a third quarter 30 yard pass from Tony Romo to Andre Raymond. He completed 21-44 passes for 220 yards but was sacked three times, fumbled once and threw an interception. Raymond had three kickoff returns for 108 yards and caught seven passes for 77 yards but had minus 29 yards rushing. J.R. Taylor, the nation's No. 2 rusher, had 88 yards on 18 carries. WIU (11-1) scored two of its seven touchdowns on punt returns, one of which came on a blocked punt. The Leathernecks had 365 yards total offense to 276 for EIU. Western had significant field position all day due partially to the cold, windy weather conditions. WIU's punter averaged 43.7 yards on six kicks while EIU had a 24.9 average for 12 punts. Nick Ricks led the defense with nine tackles while Terrance Sanders came off the bench to get eight.

2003

Bob Spoo, head coach **4-8 / 3-5**
 A 30..... W..... 27-0..... California (PA)
 S 13..... L..... 0-37..... at Missouri
 S 20..... L..... 14-21..... Illinois State
 S 27..... L..... 7-23..... at Indiana State
 O 4..... L..... 17-30..... at Southeast Missouri •
 O 11..... L..... 0-41..... Eastern Kentucky •
 O 18..... W..... 27-17..... at Murray State •
 O 25..... W..... 29-12..... Tennessee-Martin •
 N 1..... L..... 14-24..... at Tennessee State •
 N 8..... W..... 37-10..... Tennessee Tech •
 N 15..... L..... 24-36..... at Jacksonville State •
 N 22..... L..... 14-17..... Samford •
 • - OVC contest

2004

Bob Spoo, head coach **5-6 / 4-4**
 S 11..... L..... 30-33 (OT) ... Indiana State
 S 18..... L..... 31-35..... at Illinois State
 S 25..... W..... 31-28..... at Eastern Michigan
 O 2..... W..... 35-28..... Southeast Missouri •
 O 9..... L..... 6-49..... at Eastern Kentucky •
 O 16..... W..... 24-9..... Murray State •
 O 23..... L..... 14-32..... at Tennessee-Martin •
 O 30..... W..... 34-24..... Tennessee State •
 N 6..... L..... 37-40 (OT) ... at Tennessee Tech •
 N 13..... L..... 21-31..... Jacksonville State •
 N 20..... W..... 28-14..... at Samford •
 • - OVC contest

2005

Bob Spoo, head coach **9-3 / 8-0**
 S 1 ^..... W..... 24-13..... at Indiana State
 S 10..... L..... 10-45..... at Brigham Young
 S 17..... L..... 6-27..... Illinois State
 S 24..... W..... 43-14..... Samford •
 O 8..... W..... 48-24..... at Southeast Missouri •
 O 15..... W..... 53-22..... Eastern Kentucky •
 O 22..... W..... 35-28..... at Murray State •
 O 29..... W..... 26-7..... Tennessee-Martin •
 N 5..... W..... 27-3..... at Tennessee State •
 N 12..... W..... 31-20..... Tennessee Tech •
 N 19..... W..... 10-6..... at Jacksonville State •
 N 26..... L..... 6-21..... Southern Illinois +
 • - OVC contest
 ^ - Thursday Game
 + - NCAA I-AA First Round

NCAA I-AA FIRST ROUND

Southern Illinois 21 • EIU Panthers 6
 November 26, 2005 • O'Brien Stadium

Eastern's defense held Southern Illinois to just 298 yards total yards but tailback Arkee Whitlock ran for three touchdowns as the Salukis eliminated the Panthers, 21-6, in the first round of the NCAA I-AA playoffs. Eastern took the opening drive and got on the scoreboard first with a 32 yard field goal by Zach Yates at 10:13 of the first quarter. Whitlock, who rushed for 89 yards, scored on a six yard run with one minute left to give SIU a 7-3 lead. His five yard run early in the third quarter put Southern up 14-3. The Panthers responded again with a 34 yard field goal by Tyler Wilke to cut the lead to 14-6. SIU's Craig Coffin missed a 39 yard field goal attempt but the Saluki defense forced Eastern into a fourth and five situation from its own 26 yard line with just under nine minutes remaining. The Panthers faked a punt but punter Tom Schofield's pass was incomplete giving SIU the ball. The Salukis drove 26 yards in just five plays with Whitlock scoring on a three yard run with 5:13 left in the game. The Panthers ran 72 plays to Southern's 55. Neither team could get much going on the ground as SIU had just 109 yards rushing compared to just 100 for the Eastern.

2006

Bob Spoo, head coach **8-5 / 7-1**
Mark Hutson - acting head coach
 S 2..... L..... 17-42..... at Illinois
 S 9..... W..... 31-21..... Indiana State
 S 16..... L..... 30-44..... at Illinois State
 S 23..... W..... 24-13..... at Samford •
 S 30..... L..... 9-44..... at Hawai'i
 O 7..... W..... 21-0..... Southeast Missouri •
 O 14..... W..... 28-21..... at Eastern Kentucky •
 O 21..... W..... 20-10..... Murray State •
 O 28..... L..... 9-15..... at Tennessee Martin •
 N 4..... W..... 29-3..... Tennessee State •
 N 11..... W..... 38-14..... at Tennessee Tech •
 N 18..... W..... 28-24..... Jacksonville State •
 N 25..... L..... 13-24..... Illinois State +
 • - OVC contest
 + - NCAA FCS First Round

NCAA FCS FIRST ROUND

Illinois State 24, EIU Panthers 13
 November 25, 2006 • O'Brien Stadium

Eastern Illinois fans thought the Panthers had secured their first NCAA playoff win since the 1989 season when senior corner back Terrance Sanders scored on an 87 yard interception return in the fourth quarter. Illinois State (9-3) was able to battle back with a go ahead touchdown with just over two minutes remaining to crush the Panthers (8-5) dreams with a 24-13 win. In a day when offensive scoring was at a premium, Illinois State was able to score the game's only offensive touchdown as Pierre Rembert capped a four play, 49-yard drive with a 18 yard run up the middle. That gave the Redbirds a 17-13 lead. Eastern Illinois attempted to mount a game winning drive of its own but Jesse Caesar picked off a Cole Stinson pass and raced 45 yards for an insurance touchdown. Jason Tate had scored on a 41-yard interception return with 5:35 left in the second quarter to give ISU a 10-6 halftime lead.

2007**Bob Spoo**, head coach **8-4 / 7-1**

A 30^..... W..... 45-25..... Tennessee Tech •
 S 8..... L..... 6-52..... at Purdue
 S 15..... L..... 21-24..... Illinois State
 S 22..... W..... 54-20..... at Indiana State
 S 29..... W..... 31-16..... at Southeast Missouri •
 O 6..... L..... 21-28..... Eastern Kentucky •
 O 13..... W..... 27-24..... at Murray State •
 O 20..... W..... 29-23..... Tennessee Martin •
 O 27..... W..... 38-35..... at Tennessee State •
 N 10..... W..... 37-23..... at Jacksonville State •
 N 17..... W..... 33-17..... Samford •
 N 24..... L..... 11-30..... at Southern Illinois +

• - OVC contest

^ - Thursday Game

+ - NCAA FCS First Round

NCAA FCS First Round

Southern Illinois 30, Eastern Illinois 11
 November 24 • Carbondale, Illinois

Eastern Illinois made its third straight FCS playoff appearance and was matched against No. 4 national seed Southern Illinois. The Salukis converted two first half EIU turnovers into ten points and led 20-0 at the break en route to a 30-11 win. EIU scored on a Tyler Wilke field goal in the third quarter and Jordan Campanella touchdown reception midway through the fourth but never threatened. SIU outgained EIU 402-179 in total offense.

2008**Bob Spoo**, head coach **5-7 / 3-5**

A 28^..... L..... 12-31..... at Central Michigan
 S 5..... L..... 21-47..... at Illinois
 S 13..... W..... 38-3..... Indiana State
 S 20..... W..... 25-21..... at Illinois State
 S 27..... L..... 10-23..... Jacksonville State •
 O 9^..... L..... 26-29..... at UT Martin •
 O 18..... W..... 24-21..... Southeast Missouri •
 O 25..... L..... 7-20..... at Eastern Kentucky •
 N 1..... W..... 34-6..... Murray State •
 N 8..... L..... 24-45..... at Tennessee State •
 N 15..... L..... 13-15..... Austin Peay •
 N 22..... W..... 38-20..... at Tennessee Tech •

• - OVC contest

^ - Thursday Game

2009**Bob Spoo**, head coach **8-4 / 6-2**

S 3^..... W..... 31-6..... Illinois State
 S 12..... W..... 31-0..... at Indiana State
 S 19..... W..... 23-14..... at Southeast Missouri •
 S 26..... W..... 30-20..... at Austin Peay •
 O 3..... L..... 31-36..... Eastern Kentucky •
 O 10..... L..... 3-52..... at Penn State
 O 17..... W..... 23-15..... Tennessee Tech •
 O 24..... W..... 28-20..... at Jacksonville State •
 O 31..... W..... 16-10..... at Murray State •
 N 14..... W..... 49-13..... UT Martin •
 N 19^..... L..... 10-21..... Tennessee State •
 N 28..... L..... 7-48..... at Southern Illinois +

• - OVC contest

^ - Thursday Game

+ - NCAA FCS First Round

NCAA FCS First Round

Southern Illinois 48, Eastern Illinois 7
 November 28 • Carbondale, Illinois

Eastern Illinois scored on its first offensive possession on an 11-yard end-around by Lorence Ricks on fourth down as the Panthers struck early at No. 1 Southern Illinois. Following that drive EIU would turn the ball over six times including five fumbles as the Salukis scored 48 unanswered points with drives starting inside of Panther territory. Mon Williams finished with 107 yards rushing but EIU was outgained on the ground 323 to 109. Nick Nasti led EIU with 14 tackles including 10 solo stops.

2010**Bob Spoo**, head coach **2-9 / 2-6**

S 4..... L..... 7-37..... at Iowa
 S 11..... L..... 7-37..... Central Arkansas
 S 18..... L..... 10-20..... at UT Martin •
 S 24..... L..... 23-28..... Jacksonville State •
 O 2..... L..... 13-28..... Southeast Missouri •
 O 9..... L..... 7-35..... at Eastern Kentucky •
 O 16..... L..... 20-34..... at Tennessee Tech •
 O 23..... L..... 28-38..... Murray State •
 O 30..... W..... 28-10..... Austin Peay •
 N 6..... W..... 31-28 (ot) at Tennessee State •
 N 13..... L..... 23-27..... at Illinois State

• - OVC contest

2011**Bob Spoo**, head coach **2-9 / 1-7**

S 1..... W..... 33-26..... Illinois State
 S 10..... L..... 21-42..... at Northwestern
 S 17..... L..... 20-31..... Tennessee Tech •
 S 24..... L..... 21-28..... at Jacksonville State •
 O 1..... L..... 30-37..... at Southeast Missouri •
 O 8..... L..... 16-48..... Eastern Kentucky •
 O 15..... L..... 27-36..... at Murray State •
 O 22..... L..... 23-24..... UT Martin •
 O 29..... W..... 19-10..... at Austin Peay •
 N 5..... L..... 17-18..... Tennessee State •
 N 11..... L..... 28-45..... at Southern Illinois

• - OVC contest

2012**Dino Babers**, head coach **7-5 / 6-1**

A 30..... W..... 49-28..... Southern Illinois
 S 8..... L..... 21-52..... at Western Michigan
 S 15..... L..... 51-54 (2ot) at Illinois State
 S 22..... W..... 50-49 (ot) Murray State •
 S 29..... W..... 65-15..... Austin Peay •
 O 6..... L..... 37-51..... at UT Martin •
 O 13..... W..... 31-28..... Jacksonville State •
 O 27..... W..... 24-7..... at Eastern Kentucky •
 N 3..... W..... 31-24..... at Tennessee Tech •
 N 10..... W..... 39-20..... Southeast Missouri •
 N 17..... L..... 30-48..... at Central Arkansas
 N 24..... L..... 10-58..... at South Dakota State +

• - OVC contest

+ - NCAA FCS First Round

NCAA FCS First Round

South Dakota State 58, Eastern Illinois 10
 November 24 • Brookings, South Dakota

South Dakota State broke open a 10-3 game with 24 unanswered points in the second quarter as the Jackrabbits beat Eastern Illinois in the opening round of the FCS playoffs. EIU scored to open the second quarter on a Cameron Berra field goal. Jake Walker added a touchdown run early in the fourth quarter to account for EIU's scoring. Zach Zenner rushed for 295 yards and three touchdowns to pace the SDSU offense. Walker had 125 yards rushing for EIU while Erik Lora hauled in 12 passes for 133 yards.



In the long history of Eastern Illinois football many players have distinguished themselves on the playing field. In 2009 EIU retired its first football number with the No. 17 formally worn by Tony Romo being retired at homecoming against Tennessee Tech. In 2010 Sean Payton's No. 18 was retired during the season opening contest against Central Arkansas.

EASTERN ILLINOIS NCAA FCS PLAYOFF RECORDS

SINGLE GAME RECORDS

PASSING YARDS

398..... Sean Payton vs. Murray State (Nov. 29, 1986)

PASSING TOUCHDOWNS

5..... Tony Romo vs. Northern Iowa (Dec. 1, 2001)

PASSING COMPLETIONS

30..... Sean Payton vs. Murray State (Nov. 29, 1986)

RUSHING YARDS

182..... Willie High at Stephen F. Austin (Nov. 25, 1995)

TOUCHDOWNS

3..... Frank Cutolo vs. Northern Iowa (Dec. 1, 2001)

RECEPTIONS

12..... Erik Lora at South Dakota State (Nov. 24, 2013)

RECEIVING YARDS

217..... Frank Cutolo vs. Northern Iowa (Dec. 1, 2001)

LONGEST FIELD GOAL

47..... Zach Yates vs. Illinois State (Nov. 25, 2006)

TACKLES

17..... Tristan Burge vs. Illinois State (Nov. 25, 2006)
..... Jeff Mills at Montana (Dec. 2, 1989)

SOLO TACKLES

10..... Nick Nasti at Southern Illinois (Nov. 28, 2009)

SACKS

2..... Pierre Walters vs. Illinois State (Nov. 25, 2006)

INTERCEPTIONS

2..... Donald Thomas vs. Illinois State (Nov. 25, 2006)
..... Obinno Coley at Montana (Nov. 25, 2000)

CAREER RECORDS

PASSING YARDS

873..... Sean Payton (1983-86)

PASSING TOUCHDOWNS

8..... Tony Romo (2000-02)

PASSING COMPLETIONS

63..... Ton Romo (2000-02)

RUSHING YARDS

194..... J.R. Taylor (2000-01)

TOUCHDOWNS

3..... Frank Cutolo (2000-01)

RECEPTIONS

23..... Jerry Wright (1982-83)

RECEIVING YARDS

326..... Calvin Pierce (1986)

FIELD GOALS MADE

5..... Dave Straugh (1982)

TACKLES

43..... Jeff Mills (1986-89)

SOLO TACKLES


21..... Nick Ricks (2000-02)

SACKS

2..... Pierre Walters (2006-07)

INTERCEPTIONS

2..... Donald Thomas (2006-07)
..... Obinno Coley (2000)




FCS PLAYOFF APPEARANCES (BY COACH)

1 .. Roy Kidd (Eastern Kentucky).....	17
... Jerry Moore (Appalachian State)	17 *
3 ... Craig Bohl (North Dakota State	11 *
... Tubby Raymond (Delaware).....	11
5 ... Jim Tressel (Youngstown State).....	10
6 ... Bob Spoo (Eastern Illinois).....	9
... Andy Talley (Villanova).....	9 *
... W.C. Gorden (Jackson State)	9

* denotes active coach

Coach Bob Spoo and the Panthers celebrate the first of four Ohio Valley Conference championships back in 2001. The 2001 EIU squad swept the OVC winning all six league games. It was Eastern's first undefeated conference title since the 1983 Panthers won every game in the former Mid-Continent Conference.

The Panthers repeated that undefeated feat in 2005, going 8-0 to run through the OVC and earn the league's automatic berth into the NCAA I-AA playoffs. EIU repeated as OVC Champions in 2006 giving them five playoff berths in seven years. The Panthers returned for a sixth playoff bid since 2000 with a 2007 appearance.



2nd Annual Corn Bowl
November 25, 1948 (Thanksgiving Day)

Illinois Wesleyan - 6
Eastern Illinois - 0

Eastern Illinois (the champion of the Illinois Intercollegiate Athletic Conference) and Illinois Wesleyan (the champion of the College Conference of Illinois) met on the gridiron on Thanksgiving Day, 1948 in the second annual Corn Bowl played in Bloomington, Illinois. The 8,000 fans attending that day's game marked the largest crowd in the existence of the short-lived bowl sponsored by the Hybird Seed Corn Breeders Company.



Bob Lush scored the game's lone touchdown plunging over from 1-yard out with 1:20 left to play in the fourth quarter to give Illinois Wesleyan the 6-0 win.

EIU would drive the ball inside the IWU 35 yard line on four occasions during the game including reaching the 2-yard line where the Panthers were turned away. IWU's other scoring chance included a missed 24-yard field goal.

EIU passed for only 63 yards on the day and the ground game which had carried the Panthers to the IIAC regular season title was shut down.

EIU's starting 11 in the contest were - Gross and Cox (ends), Carlyle and Pitol (tackles), Sexson (center), Tschannen and Baker (guards), Sweet (fullback), Lopinski (quarterback), Johnson and Benoche (halfbacks).

All-Time Corn Bowl Results

1947 - Southern Illinois 21 North Central College 0
1948 - Illinois Wesleyan 6 Eastern Illinois 0
 1949 - Western Illinois 13 Wheaton 0
 1950 - Missouri-Rolla 7 Illinois State 6
 1951 - Lewis 21 William Jewell 12
 1953 - Western Illinois 32 Iowa Wesleyan 0
 1955 - Luther 24 Western Illinois 20

NCAA FCS Playoffs

2012 (First Round @ Brookings, SD)
 South Dakota State def. Eastern Illinois, 58-10

2009 (First Round @ Carbondale, Ill.)
 Southern Illinois def. Eastern Illinois, 48-7

2007 (First Round @ Carbondale, Ill.)
 Southern Illinois def. Eastern Illinois, 30-11

2006 (First Round @ Charleston, Ill.)
 Illinois State def. Eastern Illinois, 24-13

2005 (First Round @ Charleston, Ill.)
 Southern Illinois def. Eastern Illinois, 21-6

2002 (First Round @ McComb, Ill.)
 Western Illinois def. Eastern Illinois, 48-9

2001 (First Round @ Charleston, Ill.)
 Northern Iowa def. Eastern Illinois, 49-43

2000 (First Round @ Missoula, Mont.)
 Montana def. Eastern Illinois, 45-13

1996 (First Round @ Cedar Falls, Iowa)
 Northern Iowa def. Eastern Illinois, 21-14

1995 (First Round @ Nacogdoches, Texas)
 Stephen F. Austin def. Eastern Illinois, 34-29

1989 (First Round @ Moscow, Idaho)
 Eastern Illinois def. Idaho, 38-21

1989 (Quarterfinals @ Missoula, Mont.)
 Montana def. Eastern Illinois, 25-19

1986 (First Round @ Charleston, Ill.)
 Eastern Illinois def. Murray State, 28-21

1986 (Quarterfinals @ Charleston, Ill.)
 Eastern Kentucky def. Eastern Illinois, 24-22

1983 (First Round @ Terre Haute, Ind.)
 Indiana State def. Eastern Illinois, 16-13 (2OT)

1982 (First Round @ Charleston, Ill.)
 Eastern Illinois def. Jackson State, 16-13 (OT)

1982 (Quarterfinals @ Nashville, Tenn.)
 Tennessee State def. Eastern Illinois, 20-19
win later vacated due to use of ineligible player

Division II Playoffs

1978 (National Champions)
 Eastern Illinois def. UC Davis, 35-31
 Eastern Illinois def. Youngstown State, 26-22
 Eastern Illinois def. Delaware, 10-9

1980 (National Runners-up)
 Eastern Illinois def. Northern Colorado, 21-14
 Eastern Illinois def. Northern Alabama, 56-31
 Cal Poly def. Eastern Illinois, 21-13

ALL-TIME NCAA FCS PLAYOFF APPEARANCES

School.....	# Appearances (Last)
Montana.....	21 (2011)
Eastern Kentucky	20 (2011)
Appalachian State	20 (2012)
Georgia Southern	19 (2012)
Northern Iowa	16 (2011)
Delaware	15 (2010)
Furman	15 (2006)
EASTERN ILLINOIS	14 (2012)
McNeese State	14 (2009)
Jackson State	12 (1997)
New Hampshire	11 (2012)
Youngstown State	11 (2006)



1978 D-II Quarterfinals Nov. 25, 1978

Eastern Illinois 35
UC Davis 31

Davis, Calif.
ToomeyField (A: 8,500)

Scoring	1	2	3	4	Final
Eastern Illinois	7	7	21	0	35
UC Davis	10	0	0	21	31

FIRST QUARTER

UCD - Holmquist 44 field goal (11:29)
EIU - McGhee 25 pass from Turk (DiMartino kick) (4:40)
UCD - Austin 6 run (Holmquist kick) (0:43)

SECOND QUARTER

EIU - Denton 1 run (3:18)

THIRD QUARTER

EIU - Campana 72 punt return (DiMartino kick) (13:34)
EIU - McGhee 42 pass from Cobb (DiMartino kick) (11:56)
EIU - Forster 37 pass from Turk (DiMartino kick) (4:53)

FOURTH QUARTER

UCD - Ellison 62 pass from Moroski (Holmquist kick) (14:20)
UCD - Wheeler 1 run (Moroski run) (10:15)
UCD - Ellison 4 pass from Lucido (run failed) (0:01)

TEAM STATSEIUUCD

First Downs	17	15
Rushes-Yards	47-115	27-74
Passing-Yards	206	358
Comp-Att-Int	16-40-1	25-50-3
Total Offense	321	432
Fumbles-Lost	1-0	3-3
Penalties-Yards	3-38	9-106
Int Returns-Yards-TD	3-85-0	1-10-0
Time of Possession	31:11	28:49
Sacks-Yards	n/a	n/a

LEADERS

RUSHING (No-Yds-TD)

EIU - Cobb (22-56-0), Forster (12-30-0)
UCD - Wheeler (12-44-0), Austin (8-30-0)

PASSING (Att-Cmp-Int-Yds-TD)

EIU - Turk (39-15-1-164-2), Cobb (1-1-0-42-1)
UCD - Moroski (49-24-3-354-1)

RECEIVING (No-Yds-TD)

EIU - Forster (5-54-1), McGhee 3-80-2)
UCD - Ellison (9-168-2), Zimmerman (5-64-0)

DEFENSE (Tackles - Solo, Assist, TFL)

EIU - Defensive stats not available
UCD - Defensive stats not available

RECAP

Mark Campana returned a punt 72-yards for a touchdown to open the third quarter and Eastern Illinois tacked on two more touchdowns as the Panthers knocked off UC Davis 35-31 in the NCAA Division II playoff opening round. Leading 14-10 at the half, EIU increased the lead to 21-10 on Campana's long punt return. EIU then recovered a fumble on the next UCD drive and scored on a halfback pass from Poke Cobb to Scott McGhee covering 42 yards. EIU's final score in the quarter was on a Steve Turk screen pass to Jeff Forster. UC Davis scored three touchdowns in the fourth quarter including one in the final five seconds to close the game. It marked EIU's first post-season win and only second post-season appearance in school history following a loss in the 1948 Corn Bowl.



1978 D-II Semifinals Dec. 2, 1978

Youngstown State 22
Eastern Illinois 26

Charleston, Ill.
O'Brien Field (A: 8,000)

Scoring	1	2	3	4	Final
Youngstown State	6	13	3	0	22
Eastern Illinois	14	0	0	12	26

FIRST QUARTER

EIU - Campana 90 kick return (DiMartino kick) (14:48)
YSU - Robson 1 run (kick failed) (4:08)
EIU - Denton 5 run (DiMartino kick) (2:50)

SECOND QUARTER

YSU - Brumfield 6 run (pass failed) (6:57)
YSU - Dumas 8 run (Haynall kick) (3:28)

THIRD QUARTER

YSU - Haynall 42 field goal (6:21)

FOURTH QUARTER

EIU - Warring 12 pass from Turk (pass failed) (5:15)
EIU - Cobb 3 run (pass failed) (4:04)

TEAM STATSEIUYSU

First Downs	15	19
Rushes-Yards	38-92	66-245
Passing-Yards	174	7
Comp-Att-Int	14-27-5	1-12-3
Total Offense	266	252
Fumbles-Lost	3-1	2-1
Penalties-Yards	8-52	6-42
Int Returns-Yards-TD	3-30-0	5-5-0
Time of Possession	25:06	34:54
Sacks-Yards	n/a	n/a

LEADERS

RUSHING (No-Yds-TD)

EIU - Cobb (15-53-1), Forster (11-47-0)
YSU - Brumfield (25-116-1), Dumas (22-101-1)

PASSING (Att-Cmp-Int-Yds-TD)

EIU - Turk (27-14-5-174-1)
YSU - Snoddy (12-1-3-7-0)

RECEIVING (No-Yds-TD)

EIU - Warring (10-107-1), Cobb (2-41-0)
YSU - Dumas (1-7-0)

DEFENSE (Tackles - Solo, Assist, TFL)

EIU - Melvin (3-14-0), Parker (3-10-13), Catan (0-10-3)
YSU - Defensive stats not available

RECAP

Eastern Illinois rallied to score two touchdowns in the fourth quarter as the Panthers knocked off Youngstown State, 26-22, in the NCAA Division II semifinals. Earlier in the season YSU had beaten EIU 40-24 in Youngstown. EIU opened the game with Mark Campana returning the opening kick 90 yards for a score. Lonnie Denton gave the Panthers a 14-6 lead with a 5-yard run at the end of the first quarter. Heading into the fourth quarter EIU trailed 22-14. James Warring caught a 12-yard touchdown pass and Poke Cobb scored from 3-yards out to account for the touchdowns. EIU failed on both fourth quarter two-point conversion attempts. The Panther defense held YSU to only seven yards passing as Randy Melvin recorded 17 tackles. Wilbert James had a pair of interceptions.



1978 D-II Championship Dec. 9, 1978

Eastern Illinois 10
Delaware 9

Longview, Texas
Lobo Stadium (A: 5,500)

Scoring	1	2	3	4	Final
Eastern Illinois	3	0	7	0	10
Delaware	3	6	0	0	9

FIRST QUARTER

EIU - DiMartino 28 field goal (8:44)
UD - Kennedy 19 field goal (1:31)

SECOND QUARTER

UD - Mills 8 pass from Komlo (kick failed) (1:35)

THIRD QUARTER

EIU - Cobb 1 run (DiMartino kick) (13:08)

TEAM STATSEIUUD

First Downs	26	16
Rushes-Yards	44-115	48-104
Passing-Yards	201	250
Comp-Att-Int	13-35-1	21-35-1
Total Offense	316	354
Fumbles-Lost	1-0	6-4
Penalties-Yards	3-12	2-39
Int Returns-Yards-TD	1-10	1-51-0
Time of Possession	29:16	30:44
Sacks-Yards	n/a	n/a

LEADERS

RUSHING (No-Yds-TD)

EIU - Cobb (23-101-1), Forster (12-34-0)
UD - Ciccone (17-46-0), Sully (7-32-0)

PASSING (Att-Cmp-Int-Yds-TD)

EIU - Turk (34-13-1-201-0)
UD - Komlo (35-21-1-250-1)

RECEIVING (No-Yds-TD)

EIU - Warring (6-82-0), Forster (4-46-0)
UD - Ravettine (11-156-0), Bistrian (2-28-0)

DEFENSE (Tackles - Solo, Assist, TFL)

EIU - Jeske (17-4-0), Parker (12-2-3), Pittman (9-4-2)
UD - Panik (17-0-0), Keeler (10-5-1)

RECAP

Poke Cobb rushed for 101 yards and scored what proved to be the game winning touchdown in the third quarter as Eastern Illinois completed its program turnaround winning the NCAA Division II National Championship, 10-9, over Delaware. Cobb's score came on the opening drive of the third quarter after EIU had trailed 10-3 at the half. Delaware missed a field goal with :02 seconds left in the contest from 45-yards out as Steve Parker pressured the kick. EIU forced seven Delaware turnovers in the win. Ray Jeske led the defense with 21 tackles including 17 solo stops. The Panthers finished the season 12-2 after not having had a winning season since 1961.

1980 D-II Quarterfinals

Nov. 29, 1980

 Northern Colorado 14
 Eastern Illinois 21

 Charleston, Ill.
 O'Brien Field (A: 3,500)

Scoring	1	2	3	4	Final
Northern Colorado	7	0	0	0	7
Eastern Illinois	14	7	0	0	21

FIRST QUARTER

 UNC - Nauslar 24 interception return (Jelden kick) (14:16)
 EIU - McGhee 13 pass from Wright (DeLong kick) (9:52)
 EIU - Davis 1 run (DeLong kick) (4:15)

SECOND QUARTER

EIU - Wright 1 run (DeLong kick) (13:32)

FOURTH QUARTER

UNC - Winslow 1 run (Jelden kick) (11:52)

TEAM STATS EIU UNC

First Downs.....	20	6
Rushes-Yards.....	41-107	38-93
Passing-Yards.....	200	51
Comp-Att-Int.....	18-35-3	7-12-0
Total Offense.....	307	144
Fumbles-Lost.....	0-0	3-2
Penalties-Yards.....	8-92	6-48
Int Returns-Yards-TD.....	0-0-0	3-24-1
Time of Possession.....	27:42	32:18
Sacks-Yards.....	n/a	n/a

LEADERS

RUSHING (No-Yds-TD)

 EIU - Staple (19-74-0), Slaughter (12-37-0)
 UNC - Bright (16-73-0), Bixler (4-42-0)

PASSING (Att-Cmp-Int-Yds-TD)

 EIU - Wright (22-12-2-140-1), Christensen (13-6-1-60-0)
 UNC - Winslow (12-7-0-51-0)

RECEIVING (No-Yds-TD)

 EIU - Mehalic (6-58-0), Slaughter (7-55-0)
 UNC - Bright (4-27-0)

DEFENSE (Tackles - Solo, Assist, TFL)

 EIU - Lee (1-11-1), Melvin (2-9-3)
 UNC - Defensive stats not available for UNC

RECAP

Deacon Nauslar returned an interception 24 yards in the opening minute to give Northern Colorado an early 7-0 lead. Eastern Illinois would score the next 21 points of the contest as they won 21-14 over the Bears in the opening round of the NCAA Division II playoffs. It was the Panthers fourth straight D-II playoff victory. Scott McGhee caught a pass from Chuck Wright to open the Panthers scoring in the first quarter. Wright later scored on a quarterback keeper in the second quarter. EIU's defense was led by Alonzo Lee with 11 tackles and Randy Melvin with 11.

1980 D-II Semifinals

Dec. 6, 1980

 Eastern Illinois 56
 North Alabama 31

 Florence, Ala.
 Braly Stadium (A: 10,000)

Scoring	1	2	3	4	Final
Eastern Illinois	7	21	14	14	56
North Alabama	10	14	0	7	31

FIRST QUARTER

 UNA - Riley 63 run (McMurrain kick) (14:13)
 EIU - Staple 7 run (DeLong kick) (11:10)
 UNA - McMurrain 47 field goal (5:52)

SECOND QUARTER

 UNA - Fletcher 6 run (McMurrain kick) (14:48)
 EIU - Staple 3 run (kick failed) (13:03)
 UNA - Brown 17 pass from Riley (McMurrain kick) (6:34)
 EIU - McGhee 22 pass from Wright (Staple run) (1:48)
 EIU - Trepanier recovers blocked punt (DeLong kick) (0:03)

THIRD QUARTER

 EIU - McGhee 37 pass from Wright (DeLong kick) (6:19)
 EIU - Wojnowski 16 fumble return (DeLong kick) (5:34)

FOURTH QUARTER

 EIU - Grant 8 pass from Wright (DeLong kick) (6:08)
 UNA - Riley 3 run (McMurrain kick) (4:58)
 EIU - Christensen 3 run (DeLong kick) (0:12)

TEAM STATS EIU UNA

First Downs.....	24	8
Rushes-Yards.....	51-231	36-134
Passing-Yards.....	258	92
Comp-Att-Int.....	21-34-3	5-12-1
Total Offense.....	489	226
Fumbles-Lost.....	1-0	2-2
Penalties-Yards.....	8-60	4-50
Int Returns-Yards-TD.....	1-0-0	3-59-0
Time of Possession.....	39:18	20:42
Sacks-Yards.....	1-3	2-7

LEADERS

RUSHING (No-Yds-TD)

 EIU - Staple (24-120-2), Slaughter (12-86-0)
 UNA - Riley (12-67-2), Fletcher (7-32-0)

PASSING (Att-Cmp-Int-Yds-TD)

 EIU - Wright (25-15-1-169-3), Christensen (9-6-2-89-0)
 UNA - Riley (12-5-1-92-0)

RECEIVING (No-Yds-TD)

 EIU - Grant (8-103-1), McGhee (4-91-0)
 UNA - Brown (3-57-0)

DEFENSE (Tackles - Solo, Assist, TFL)

 EIU - Melvin (5-8-1), Gray (4-3-0), Wojnowski (3-3-1)
 UNA - Lowe (6-12-1), Condon (5-10-0)

RECAP

Mike Trepanier recovered a blocked punt in the end zone with three seconds left in the first half that swung momentum in Eastern Illinois favor as the Panthers rolled to a 56-31 win at North Alabama. Scott McGhee's touchdown reception with 1:48 left in the first half brought EIU to within 24-21. Trepanier's recovery gave EIU the lead for good as the Panthers scored three straight touchdowns in the second half to blow open the game. Keith Wojnowski returned a fumble 16 yards for one of the scores. Otis Grant led EIU with seven catches for 103 yards.

1980 D-II Championship

Dec. 13, 1980

 Cal Poly 21
 Eastern Illinois 13

 Albuquerque, N.M.
 University Stadium (A: 2,056)

Scoring	1	2	3	4	Final
Cal Poly	7	0	7	7	21
Eastern Illinois	0	13	0	0	13

FIRST QUARTER

CP - Martin 42 punt return (Vessella kick) (13:02)

SECOND QUARTER

 EIU - Slaughter 2 run (DeLong kick) (14:58)
 EIU - Slaughter 1 run (kick failed) (0:59)

THIRD QUARTER

CP - Martin 58 pass from Johnston (Vessella kick) (9:28)

FOURTH QUARTER

CP - Martin 33 pass from Johnston (Vessella kick) (14:02)

TEAM STATS EIU CP

First Downs.....	16	15
Rushes-Yards.....	39-87	44-39
Passing-Yards.....	263	236
Comp-Att-Int.....	20-42-2	12-21-1
Total Offense.....	350	275
Fumbles-Lost.....	3-2	6-2
Penalties-Yards.....	11-140	8-68
Int Returns-Yards-TD.....	1-0	2-0
Time of Possession.....	31:15	28:45
Sacks-Yards.....	0	0

LEADERS

RUSHING (No-Yds-TD)

 EIU - Slaughter (14-75-2), Staple (16-42-0)
 CP - Jackson (20-26-0), Craig (8-24-0)

PASSING (Att-Cmp-Int-Yds-TD)

 EIU - Wright (22-11-1-158-0), Christensen (20-9-1-105-0)
 CP - Johnston (21-12-1-236-2)

RECEIVING (No-Yds-TD)

 EIU - Slaughter (6-122-0), Grant (6-70-0)
 CP - Martin (7-164-2), Hanifin (4-73-0)

DEFENSE (Tackles - Solo, Assist, TFL)

 EIU - Pittman (4-6-0), Melvin (1-9-0)
 CP - Kirchhof (3-6-1), Jones (3-5-0)

RECAP

Cal Poly ended a potential game tying with an interception at the 16 yard line with 54 seconds remaining as the Mustangs beat Eastern Illinois, 21-13 in the NCAA Division II National Championship game. EIU held Cal Poly's running game in check but Robbie Martin scored all three CP touchdowns with two long touchdown receptions and a 42-yard punt return for touchdown. Rod Slaughter carried the load on the ground and in the air for EIU scoring on two short touchdown runs to give the Panthers a 13-7 halftime lead. Slaughter ended the game with 75 yards rushing and 122 yards receiving.



1982 I-AA First Round Nov. 27, 1982

Jackson State..... 13
Eastern Illinois 16

Charleston, Ill.
O'Brien Field (A: 3,000)

Scoring1.....2.....3.....4.....O1...Final
Jackson State.....7.....3.....3.....0.....0.....13
Eastern Illinois0.....3.....3.....7.....3.....16

FIRST QUARTER

JSU - Brown 1 run (Dozier kick) (8:09)

SECOND QUARTER

JSU - Dozier 31 field goal (10:20)
EIU - Strauch 32 field goal (2:13)

THIRD QUARTER

JSU - Dozier 37 field goal (9:34)
EIU - Strauch 23 field goal (3:00)

FOURTH QUARTER

EIU - Blair fumble recovery (Strauch kick) (12:53)

1ST OVERTIME

EIU - Strauch 23 field goal

TEAM STATSEIUJSU

First Downs.....	20.....	16
Rushes-Yards.....	31-62.....	36-137
Passing-Yards.....	308.....	167
Comp-Att-Int.....	26-51-3.....	15-24-1
Total Offense.....	327.....	258
Fumbles-Lost.....	3-0.....	4-1
Penalties-Yards.....	3-17.....	7-70
Int Returns-Yards-TD.....	1-8-0.....	3-43-0
Time of Possession.....	31:59.....	28:01
Sacks-Yards.....	2-14.....	3-23

LEADERS

RUSHING (No-Yds-TD)

EIU - Staple (18-39-0), Nixon (3-7-0)
JSU - Conners (4-39-0), Brown (12-27-1)

PASSING (Att-Cmp-Int-Yds-TD)

EIU - Christensen (50-26-2-308-0)
JSU - McKenzie (24-15-1-167-0)

RECEIVING (No-Yds-TD)

EIU - Wright (10-130-0), Staple (7-57-0)
JSU - Simmons (6-68-0), Burkett (3-36-0)

DEFENSE (Tackles - Solo, Assist, TFL)

EIU - Covington (3-8-0), Williams (4-5-1)
JSU - Grahahm (5-5-2), January (1-6-0)

RECAP

Reggie Taylor forced a Jackson State fumble in overtime that was recovered by Randy McCue as Eastern Illinois picked up its first NCAA I-AA playoff victory, 16-13 in overtime. JSU opened a 10-0 lead in the first half on a 1-yard run by Odis Brown and 31-yard field goal by Eric Dozier. EIU tied the contest early in the fourth quarter as Jerry Wright had the ball stripped from his hands at the two yard line. Pat Blair recovered the ball in the end zone accounting for the Panthers game tying score. Dave Strauch drove home a 23-yard field goal in the extra session to give EIU the win.



1982 I-AA Quarterfinals Dec. 4, 1982

Eastern Illinois 19
Tennessee State..... 20

Nashville, Tenn.
Hale Stadium (A: n/a)

Scoring1.....2.....3.....4.....Final
Eastern Illinois0.....6.....7.....6.....19
Tennessee State.....7.....0.....13.....0.....20

FIRST QUARTER

TSU - Tate 73 pass from Biggles (Jones kick) (13:59)

SECOND QUARTER

EIU - Strauch 44 field goal (6:49)
EIU - Strauch 36 field goal (3:44)

THIRD QUARTER

EIU - Wright 9 pass from Christensen (Strauch kick) (9:57)
TSU - Jones 19 pass from Ransom (Jones kick) (3:13)
TSU - Tate 6 pass from Ransom (kick failed) (0:05)

FOURTH QUARTER

EIU - Wright 6 pass from Christensen (kick failed) (9:18)

TEAM STATSEIUTSU

First Downs.....	20.....	19
Rushes-Yards.....	31-132.....	27-72
Passing-Yards.....	264.....	267
Comp-Att-Int.....	27-48-3.....	15-32-2
Total Offense.....	396.....	339
Fumbles-Lost.....	2-0.....	3-1
Penalties-Yards.....	15-77.....	12-77
Int Returns-Yards-TD.....	2-20-0.....	3-49-0
Time of Possession.....	33:49.....	26:11
Sacks-Yards.....	n/a.....	n/a

LEADERS

RUSHING (No-Yds-TD)

EIU - Staple (22-112-0)
TSU - Kinnebrew (14-44-0)

PASSING (Att-Cmp-Int-Yds-TD)

EIU - Christensen (48-27-3-264-2)
TSU - Biggles (16-8-2-172-1), Ransom (16-7-0-95-2)

RECEIVING (No-Yds-TD)

EIU - Wright (10-136-2), Staple (5-45-0)
TSU - Tate (5-129-2), Jones (3-53-1)

DEFENSE (Tackles - Solo, Assist, TFL)

EIU - No Defensive Stats Available
TSU - No Defensive Stats Available

RECAP

Eastern Illinois missed a 46-yard field goal attempt with 55 seconds left to play as the Panthers fell at Tennessee State, 20-19 in the second round of the NCAA playoffs. Eastern Illinois and Tennessee State both missed extra points on late touchdowns. TSU scored on the first drive of the game as Golden Tate hauled in a 73-yard pass from Kenneth Biggles. EIU closed the margin to one point on a pair of second quarter Dave Strauch field goals. Jeff Christensen connected twice with Jerry Wright for second half touchdowns as Wright ended the game with ten catches for 136 yards. The NCAA would later rule the game a forfeit by TSU due to the use of ineligible player in the contest.



1983 I-AA First Round Nov. 26, 1983

Eastern Illinois 13
Indiana State 16 (2ot)

Terre Haute, Ind.
Memorial Stadium (A: 6,222)

Scoring1.....2.....3.....4.....O1...O2...Final
Eastern Illinois0.....0.....0.....10.....3.....0.....13
Indiana State.....0.....0.....7.....3.....3.....3.....16

THIRD QUARTER

INS - Edwards 20 run (Bridges kick) (8:54)

FOURTH QUARTER

EIU - Holomon 20 pass from Payton (Castellanos kick) (11:25)
INS - Bridges 18 field goal (3:12)
EIU - Castellanos 33 field goal (0:03)

1ST OVERTIME

INS - Bridges 26 field goal
EIU - Castellanos 40 field goal

2ND OVERTIME

INS - Bridges 25 field goal

TEAM STATSEIUINS

First Downs.....	13.....	18
Rushes-Yards.....	40-131.....	59-219
Passing-Yards.....	127.....	88
Comp-Att-Int.....	13-34-3.....	6-11-1
Total Offense.....	258.....	307
Fumbles-Lost.....	0-0.....	4-3
Penalties-Yards.....	12-109.....	8-59
Int Returns-Yards-TD.....	1-11-0.....	3-32-0
Time of Possession.....	27:14.....	32:46
Sacks-Yards.....	2-10.....	2-12

LEADERS

RUSHING (No-Yds-TD)

EIU - Davis (16-65-0), Staple (10-42-0)
INS - Henderson (30-112-0), Edwards (14-73-1)

PASSING (Att-Cmp-Int-Yds-TD)

EIU - Payton (16-7-2-81-1), Rafferty (18-6-1-46-0)
INS - Miller (11-6-1-88-0)

RECEIVING (No-Yds-TD)

EIU - Holomon (7-75-1), Wright (3-31-0)
INS - Kimball (4-68-0), Dawson (2-20-0)

DEFENSE (Tackles - Solo, Assist, TFL)

EIU - Covington (6-9-0), Jackson (4-5-1)
INS - Johnson (8-6-0), Davis (9-4-2)

RECAP

Scott Bridges knocked home a 25-yard field goal for Indiana State in the second overtime as the Sycamores edged Eastern Illinois in the opening round of the NCAA playoffs. EIU scored twice in the fourth quarter to tie the game at 10-10 in regulation. Henry Castellanos knocked home a 33-yard field goal with three seconds left in the game to force the overtime. Both teams settled for field goals in the first overtime before Bridges hit the gamewinner for Indiana State. EIU's drive in the second overtime was ended on an interception by Quintin Mikell.

1986 I-AA First Round

Nov. 29, 1986


Murray State 21
Eastern Illinois 28

Charleston, Ill.
O'Brien Field (A: 4,500)

Scoring	1	2	3	4	Final
Murray State.....	7.....	7.....	0.....	7.....	21
Eastern Illinois.....	0.....	14.....	6.....	8.....	28

FIRST QUARTER

MUR - Thigpen 10 pass from Proctor (Hickert kick) (2:41)

SECOND QUARTER

MUR - Jacob 9 pass from Proctor (Hickert kick) (13:50)
EIU - Marable 1 run (Ehmke kick) (9:53)
EIU - Pitts 1 run (Ehmke kick) (3:30)

THIRD QUARTER

EIU - Ehmke 23 field goal (5:51)
EIU - Ehmke 26 field goal (0:57)

FOURTH QUARTER

MUR - Howard 32 pass from Proctor (Hickert kick) (11:26)
EIU - Marable 9 run (Payton to Marable conversion) (7:24)

TEAM STATSEIUMUR

First Downs.....	29.....	17.....
Rushes-Yards.....	37-139.....	34-79.....
Passing-Yards.....	398.....	260.....
Comp-Att-Int.....	30-54-3.....	20-34-1.....
Total Offense.....	537.....	339.....
Fumbles-Lost.....	2-1.....	2-1.....
Penalties-Yards.....	8-53.....	13-104.....
Int Returns-Yards-TD.....	1-0-0.....	3-25-0.....
Time of Possession.....	31:20.....	28:40.....
Sacks-Yards.....	1-7.....	1-7.....

LEADERS

RUSHING (No-Yds-TD)

EIU - Marable (19-110-2), Pitts (13-35-1)
MUR - Bird (12-31-0), Payne (11-35-0)

PASSING (Att-Cmp-Int-Yds-TD)

EIU - Payton (54-30-3-398-0)
MUR - Proctor (34-20-1-260-3)

RECEIVING (No -Yds -TD)

EIU - Banks (8-121-0), Cain (3-60-0), Pierce (11-149-0)
MUR - Howard (6-86-1), Jacob (5-73-1)

DEFENSE (Tackles - Solo, Assist, TFL)

EIU - Thomas (4-9-4), Polewski (2-12-0)
MUR - Curry (7-2-0), Tharpe (4-3-0)

RECAP

James Marable scored from nine yards out and then caught a two-point conversion from Sean Payton as Eastern Illinois came from behind to beat Murray State, 28-21, in the opening round of the NCAA I-AA playoffs. Murray State took a 14-0 lead on a pair of touchdown passes by Michael Proctor. The Panthers tied the score at the half, 14-14, as Marable and DuWayne Pitts both had rushing touchdowns. Rich Ehmke gave EIU a 20-14 lead with a pair of third quarter field goals. Trailing 21-20, EIU scored with 7:24 left in the game and went up by a touchdown on a two-point conversion. Rod Reynolds sealed the game with an interception for EIU with 2:21 left in the game.

1986 I-AA Quarterfinals

Dec. 6, 1986


Eastern Kentucky 24
Eastern Illinois 22

Charleston, Ill.
O'Brien Field (A: 4,149)

Scoring	1	2	3	4	Final
Eastern Kentucky.....	0.....	14.....	10.....	0.....	24
Eastern Illinois.....	3.....	0.....	7.....	12.....	22

FIRST QUARTER

EIU - Ehmke 20 field goal (2:03)

SECOND QUARTER

EKU - Crawford 2 run (Dawson kick) (5:47)
EKU - Blount 7 pass from Whitaker (Dawson kick) (0:11)

THIRD QUARTER

EIU - Wilhems 11 pass from Payton (Ehmke kick) (8:23)
EKU - Cadore 11 pass from Whitaker (Dawson kick) (3:51)

FOURTH QUARTER

EIU - Banks 24 pass from Payton (kick failed) (9:08)
EIU - Banks 9 pass from Payton (pass failed) (0:27)

TEAM STATSEIUEKU

First Downs.....	17.....	24.....
Rushes-Yards.....	22-38.....	54-172.....
Passing-Yards.....	341.....	256.....
Comp-Att-Int.....	24-48-2.....	16-29-3.....
Total Offense.....	379.....	428.....
Fumbles-Lost.....	3-1.....	1-1.....
Penalties-Yards.....	11-90.....	9-70.....
Int Returns-Yards-TD.....	3-16-0.....	2-27-0.....
Time of Possession.....	21:13.....	38:47.....
Sacks-Yards.....	3-20.....	1-11.....

LEADERS

RUSHING (No-Yds-TD)

EIU - Marable (10-27-0)
EKU - Crawford (28-122-1), Parks (10-72-0)

PASSING (Att-Cmp-Int-Yds-TD)

EIU - Payton (48-24-2-394-3)
EKU - Whitaker (29-16-3-256-2)

RECEIVING (No -Yds -TD)

EIU - Pierce (8-177-0), Banks (9-117-2)
EKU - Cadore (2-84-1), Blount (6-61-1)

DEFENSE (Tackles - Solo, Assist, TFL)

EIU - Polewski (4-12-1), Bronaugh (5-9-0)
EKU - Klingel (5-3-0), Harper (4-4-0)

RECAP

Eastern Kentucky broke up a two-point conversion with 27 seconds remaining in the game as the Colonels held on to beat Eastern Illinois, 24-22. Trailing 24-10, EIU scored twice in the fourth quarter on a pair of touchdown passes from Sean Payton to Roy Banks. EIU missed the extra point following the first fourth quarter touchdown setting up the need to go for two on the next score. Payton passed for 394 yards and three touchdowns in his final game as a Panther. Banks hauled in nine passes for 117 yards while teammate Calvin Pierce had eight catches for 177 yards. EKU dominated time of possession as the Colonels held the ball for nearly 39 minutes. EIU had possession of the ball for just under 13 minutes in the final quarter.

1989 I-AA First Round

Nov. 25, 1989


Eastern Illinois 38
Idaho 21

Moscow, Idaho
Kibbie Dome (A: 6,025)

Scoring	1	2	3	4	Final
Eastern Illinois.....	14.....	7.....	7.....	10.....	38
Idaho.....	7.....	7.....	7.....	0.....	21

FIRST QUARTER

UI - Pearce 1 run (Doyle kick) (12:33)
EIU - Cook 74 pass from Arnold (D'Alessio kick) (12:19)
EIU - Sahn 3 pass from Arnold (D'Alessio kick) (4:30)

SECOND QUARTER

UI - Harris 5 run (Doyle kick) (13:24)
EIU - Sengstock 1 run (D'Alessio kick) (1:07)

THIRD QUARTER

EIU - Castillo 14 run (D'Alessio kick) (11:15)
UI - Harris 4 run (Doyle kick) (3:35)

FOURTH QUARTER

EIU - D'Alessio 37 field goal (1:53)
EIU - Jones 59 run (D'Alessio kick) (0:30)

TEAM STATSEIUUI

First Downs.....	19.....	23.....
Rushes-Yards.....	49-230.....	25-49.....
Passing-Yards.....	211.....	444.....
Comp-Att-Int.....	14-22-1.....	30-53-4.....
Total Offense.....	441.....	493.....
Fumbles-Lost.....	0-0.....	1-0.....
Penalties-Yards.....	6-43.....	6-45.....
Int Returns-Yards-TD.....	4-143-0.....	1-0.....
Time of Possession.....	32:14.....	27:46.....
Sacks-Yards.....	1-10.....	1-12.....

LEADERS

RUSHING (No-Yds-TD)

EIU - Jones (22-154-1), Castillo (19-81-1)
UI - Harris (13-37-2), Daniels (7-25-0)

PASSING (Att-Cmp-Int-Yds-TD)

EIU - Arnold (22-14-1-211-2)
UI - Friesz (50-29-3-420-0)

RECEIVING (No -Yds -TD)

EIU - Cook (2-91-1), Jones (4-64-0)
UI - Dunn (7-116-0), Dahlquist (7-73-0)

DEFENSE (Tackles - Solo, Assist, TFL)

EIU - Lance (6-6-0), Mills (2-6-0), Noll (3-4-0)
UI - Zeller (7-3-0), Matthews (6-4-0)

RECAP

Tim Lance intercepted a pass at the nine yard line late in the fourth quarter as Eastern Illinois picked up a road win to open the NCAA playoffs at Idaho. The Panthers picked off Walter Payton Award winner John Friesz four times converting two of those into 14 points. Ray D'Alessio kicked a 37-yard field goal and Jamie Jones tacked on a 59-yard touchdown run in the final two minutes to ice the game. Jones rushed for 154 yards as the Panthers gained 230 yards on the ground. Eric Arnold was an efficient 14-of-22 for 211 yards with a long touchdown pass to Jason Cook.



1989 I-AA Quarterfinals Dec. 2, 1989

Eastern Illinois 19
Montana 25

Missoula, Mont.
Washington-Grizzly Stad. (A: 12,285)

Scoring	1	2	3	4	Final
Eastern Illinois	0	9	7	3	19
Montana	6	10	6	3	25

FIRST QUARTER

MONT - Duce 41 field goal (4:52)
MONT - Duce 26 field goal (2:48)

SECOND QUARTER

EIU - Team safety (10:43)
EIU - Moore 13 pass from Arnold (D'Alessio kick) (8:41)
MONT - Glenn 50 pass from Bennett (Duce kick) (8:13)
MONT - Duce 40 field goal (0:48)

THIRD QUARTER

MONT - Clark 23 pass from Bennett (kick blocked) (11:07)
EIU - Rummell 8 pass from Arnold (D'Alessio kick) (8:05)

FOURTH QUARTER

MONT - Duce 33 field goal (7:52)
EIU - D'Alessio 31 field goal (1:16)

TEAM STATSEIU MONT

First Downs	16	18
Rushes-Yards	29-69	36-90
Passing-Yards	189	307
Comp-Att-Int	18-46-1	24-35-1
Total Offense	258	397
Fumbles-Lost	2-1	2-1
Penalties-Yards	8-65	11-94
Int Returns-Yards-TD	1-16-0	1-10-0
Time of Possession	28:34	31:26
Sacks-Yards	2-18	2-18

LEADERS

RUSHING (No-Yds-TD)

EIU - Castillo (13-49-0), Jones (10-24-0)
MONT - Rice (14-47-0), Bennett (13-27-0)

PASSING (Att-Cmp-Int-Yds-TD)

EIU - Arnold (46-18-1-189-2)
MONT - Bennett (35-24-1-307-2)

RECEIVING (No-Yds-TD)

EIU - Rummell (7-85-1), Moore (4-32-1)
MONT - Trevathan (7-102-0), Gelnan (4-81-1)

DEFENSE (Tackles - Solo, Assist, TFL)

EIU - Mills (3-14-0), Holcombe (1-9-0)
MONT - Rankin (3-13-0), Hauk (3-7-0)

RECAP

Eastern Illinois held a three point lead midway through the second quarter and pulled to within a touchdown on two occasions in the second half but Montana was able to hold on for a 25-19 win in the NCAA playoffs. Tim Moore's 13 yard pass from Eric Arnold put the Panthers up 9-6 with 8:41 left to play in the first half. EIU scored its opening points on a team safety following a mishandled snap by the Montana punter. Mike Rummell's touchdown reception in the third quarter and Ray D'Alessio's field goal in the fourth cut the Grizzlies lead to six points. Jeff Mills led the EIU defense making 17 tackles.



1995 I-AA First Round Nov. 25, 1995

Eastern Illinois 29
Stephen F. Austin 34

Nacogdoches, Texas
Homer Bryce Stad. (A: 3,552)

Scoring	1	2	3	4	Final
Eastern Illinois	0	15	0	14	29
Stephen F. Austin	7	10	14	3	34

FIRST QUARTER

SFA - Harris 21 run (Minton kick) (6:31)

SECOND QUARTER

SFA - Ritchey 7 run (Minton kick) (12:14)
EIU - High 2 run (Largent kick) (7:36)
SFA - Minton 24 field goal (5:18)
EIU - High 1 rush (Mauch rush) (0:02)

THIRD QUARTER

SFA - Ricks 56 pass from Ritchey (Minton kick) (10:07)
SFA - Rick 23 pass from Ritchey (Minton kick) (0:27)

FOURTH QUARTER

SFA - Minton 34 field goal (10:24)
EIU - Roche 10 pass from Mauch (Largent kick) (6:51)
EIU - Hess 25 pass from Mauch (Largent kick) (5:14)

TEAM STATSEIUSFA

First Downs	29	17
Rushes-Yards	56-336	34-138
Passing-Yards	166	390
Comp-Att-Int	14-32-1	16-25-1
Total Offense	484	491
Fumbles-Lost	2-1	1-1
Penalties-Yards	2-10	6-53
Int Returns-Yards-TD	1-0-0	1-0-0
Time of Possession	35:23	24:37
Sacks-Yards	2-20	1-6

LEADERS

RUSHING (No-Yds-TD)

EIU - High (25-182-2), Hicks (13-92-0)
SFA - Harris (19-89-1), Vallery (8-31-0)

PASSING (Att-Cmp-Int-Yds-TD)

EIU - Mauch (32-14-1-166-2)
SFA - Ritchey (25-16-2-390-2)

RECEIVING (No-Yds-TD)

EIU - Lynch (5-61-0), Hicks (4-34-0)
SFA - Jefferson (4-141-0), Goodwin (4-105-0)

DEFENSE (Tackles - Solo, Assist, TFL)

EIU - Carver (6-6-1), Rasheed (7-3-1), R. Wilson (6-3-1)
SFA - Trotter (10-3-1), Love (8-4-0)

RECAP

Eastern Illinois rushed for 336 yards including 182 by Willie High but the Panthers fell short in the opening round of the I-AA playoffs falling at Stephen F. Austin 34-29. EIU trailed 17-15 at the half after High scored on a pair of short runs for the Panthers, the last coming with two seconds remaining in the half. SFA had two touchdown passes from James Ritchey in the third quarter to push the lead back to double digits. EIU scored twice in the latter portion of the fourth quarter on touchdown passes by Pete Mauch. EIU was turned away on its final drive with 1:30 left in the game as Pat House picked off a pass at midfield. SFA was able to run the final time off the clock.



1996 I-AA First Round Nov. 30, 1996

Eastern Illinois 14
Northern Iowa 21

Cedar Falls, Iowa
UNI-Dome (A: 10,402)

Scoring	1	2	3	4	Final
Eastern Illinois	7	7	0	0	14
Northern Iowa	7	7	0	7	21

FIRST QUARTER

EIU - Praamsma 2 run (Larner kick) (3:36)
UNI - Talton 92 kickoff return (Waller kick) (3:22)

SECOND QUARTER

EIU - Rosenstiel 23 pass from Simpson (Larner kick) (2:52)
UNI - Clayton 3 pass from Beard (Waller kick) (0:32)

FOURTH QUARTER

UNI - Stovall 1 run (Waller kick) (7:02)

TEAM STATSEIUUNI

First Downs	23	15
Rushes-Yards	60-214	18-9
Passing-Yards	166	300
Comp-Att-Int	12-20-1	17-33-1
Total Offense	380	309
Fumbles-Lost	3-3	1-1
Penalties-Yards	4-29	4-39
Int Returns-Yards-TD	1-19-0	1-25-0
Time of Possession	41:20	18:40
Sacks-Yards	1-10	1-5

LEADERS

RUSHING (No-Yds-TD)

EIU - Lynch (21-62-0), Praamsma (14-49-1)
UNI - Stovall (15-20-1)

PASSING (Att-Cmp-Int-Yds-TD)

EIU - Simpson (19-12-1-166-1)
UNI - Beard (33-17-1-300-1)

RECEIVING (No-Yds-TD)

EIU - Daniels (3-38-0), Szarka (3-31-0)
UNI - Clayton (6-96-1), Ward (5-98-0)

DEFENSE (Tackles - Solo, Assist, TFL)

EIU - Jackson (5-2-0), Lohrenz (6-0-1)
UNI - Olsen (11-5-1), Spann (6-4-0)

RECAP

Eastern Illinois dominated every aspect of the game except for the final score as the Panthers fell in an NCAA playoff game at Northern Iowa. The EIU defense led by Ed Jackson limited UNI to only nine yards rushing on the day as EIU held the ball for more than 41 minutes in the contest. In the end John Stovall plunged over from 1-yard out with 7:02 left in the game to give UNI the win. EIU's two touchdowns came on a 2-yard run by Conrad Praamsma and a Mike Simpson 23-yard touchdown pass to Bob Rosenstiel. UNI scored on a 92-yard kick off return in the first quarter and tied the score at the half when Alonzo Clayton scored on a 3-yard pass from Steven Beard with 32 seconds left in the half.

2000 I-AA First Round Nov. 25, 2000



Eastern Illinois 13
Montana 45

Missoula, Mont.
Washington-Grizzly Stad. (A: 16,212)

Scoring	1	2	3	4	Final
Eastern Illinois	0	7	0	6	13
Montana	17	0	14	14	45

FIRST QUARTER

MONT - Farris 80 pass from Miller (Snyder kick) (11:58)
MONT - Snyder 32 field goal (3:41)
MONT - Farris 8 fumble return (Snyder kick) (1:08)

SECOND QUARTER

EIU - Bumphus 53 pass from Romo (Besenhofer kick) (11:36)

THIRD QUARTER

MONT - Edwards 2 run (Snyder kick) (10:05)
MONT - Farris 34 pass from Edwards (Snyder kick) (4:52)

FOURTH QUARTER

MONT - Humphery 1 run (Synder kick) (13:48)
MONT - Steinau 38 fumble recovery (Snyder kick) (11:38)
EIU - Kreke 4 pass from Romo (pass failed) (7:56)

TEAM STATSEIU MONT

First Downs	16	19
Rushes-Yards	35-99	29-112
Passing-Yards	212	341
Comp-Att-Int	20-42-1	17-35-3
Total Offense	311	461
Fumbles-Lost	4-3	1-0
Penalties-Yards	11-77	8-86
Int Returns-Yards-TD	3-5-0	1-0-0
Time of Possession	32:40	27:20
Sacks-Yards	1-7	4-22

LEADERS

RUSHING (No-Yds-TD)

EIU - McDavid (15-48-0), JR Taylor (6-40-0)
MONT - Humphery (17-90-1), Drinkwalter (5-14-0)

PASSING (Att-Cmp-Int-Yds-TD)

EIU - Romo (42-20-1-212-2)
MONT - Miller (26-10-3-239-1), Edwards (9-7-0-102-1)

RECEIVING (No -Yds -TD)

EIU - Kreke (6-44-1), Cutolo (5-65-0), JR Taylor (3-11-0)
MONT - Farris (6-178-2), Humphery (3-11-0)

DEFENSE (Tackles - Solo, Assist, TFL)

EIU - Ricks (7-3-3), W. Taylor (8-1-0), Lewis (4-3-0)
MONT - Huntsberger (3-11-0), Steinau (5-3-1)

RECAP

Montana scored on its opening drive as Drew Miller hit Jimmy Farris for an 80-yard touchdown and Montana pulled away early for a 45-13 win over Eastern Illinois. The Grizzlies scored three times in the opening quarter to lead 17-0. Tony Romo hit Will Bumphus for a 53-yard pass early in the second quarter to have EIU trail 17-7 at the half. Montana added four straight touchdowns to put the contest away. Farris had 178 yards receiving for Montana. EIU was plagued by turnovers as they fumbled the ball three times to end drives. The Panthers final score was in the fourth quarter as Romo hit Nathan Kreke for a 4-yard touchdown.

2001 I-AA First Round Dec. 1, 2001



Northern Iowa 49
Eastern Illinois 43

Charleston, Ill.
O'Brien Field (A: 6,824)

Scoring	1	2	3	4	Final
Northern Iowa	10	15	14	10	49
Eastern Illinois	7	13	8	15	43

FIRST QUARTER

EIU - Cutolo 15 pass from Romo (Besenhofer kick) (11:40)
UNI - Seitz 8 pass from Jurgens (Hoambrecker kick) (6:45)
UNI - Hoambrecker 45 field goal (3:32)

SECOND QUARTER

UNI - Carter 5 run (kick failed) (6:45)
EIU - Taylor 45 run (Besenhofer kick) (5:03)
UNI - Bengé 1 run (Hoambrecker kick) (2:33)
EIU - Cutolo 39 pass from Romo (kick blocked) (1:27)
UNI - Brutley PAT return (1:27)

THIRD QUARTER

UNI - Bengé 1 run (Hoambrecker kick) (9:09)
EIU - Davis 42 pass from Romo (Davis rush) (6:30)
UNI - Bengé 6 run (Hoambrecker kick) (0:17)

FOURTH QUARTER

EIU - Cutolo 71 pass from Romo (Gilkey reception) (14:08)
UNI - Bengé 3 run (Hoambrecker kick) (10:49)
UNI - Hoambrecker 27 field goal (6:58)
EIU - Robinson 3 pass from Romo (Besenhofer kick) (3:27)

TEAM STATSEIU UNI

First Downs	23	23
Rushes-Yards	26-139	52-241
Passing-Yards	386	245
Comp-Att-Int	22-35-2	16-29-0
Total Offense	525	476
Fumbles-Lost	4-0	0-0
Penalties-Yards	3-26	5-53
Int Returns-Yards-TD	0-0-0	2-0-0
Time of Possession	24:43	35:17
Sacks-Yards	0-0	1-7

LEADERS

RUSHING (No-Yds-TD)

EIU - Taylor (22-154-1)
UNI - Bengé (29-177-4), Carter (16-52-1)

PASSING (Att-Cmp-Int-Yds-TD)

EIU - Romo (34-22-2-386-5)
UNI - Jurgens (29-16-0-235-1)

RECEIVING (No -Yds -TD)

EIU - Cutolo (11-217-3), Davis (4-94-1)
UNI - Soliday (6-122-0), Hannam (4-38-0)

DEFENSE (Tackles - Solo, Assist, TFL)

EIU - Miller (8-7-0), Ricks (8-4-0), Lewis (5-7-1)
UNI - Stimmel (5-3-0), Harris (5-2-0)

RECAP

In the highest scoring game in Eastern Illinois playoff history the Panthers fell in a shootout to Northern Iowa, 49-43. EIU entered the playoffs as the No. 4 seed and faced No. 5 seed UNI as the FCS playoffs went to a regionalized format for the first time. Tony Romo passed for 386 yards and five touchdowns while Frank Cutolo was on the receiving end of 11 passes for 217 yards and three scores. EIU cut the lead to three points to start the fourth quarter when Romo hit Cutolo for a touchdown pass with 14:08 left. UNI then drove the length of the field with Adam Bengé scoring his third rushing touchdown of the day for UNI to help them hold on for the win.

2002 I-AA First Round Nov. 30, 2002



Eastern Illinois 9
Western Illinois 48

Macomb, Ill.
Hanson Field (A: n/a)

Scoring	1	2	3	4	Final
Eastern Illinois	0	2	7	0	9
Western Illinois	21	6	7	14	48

FIRST QUARTER

WIU - Lawson 5 run (Langan kick) (11:22)
WIU - Michna 1 run (Langan kick) (6:30)
WIU - Lawson 23 pass from Michna (Langan kick) (0:07)

SECOND QUARTER

EIU - Bihun safety (7:36)
WIU - Glasford 12 run (kick failed) (3:17)

THIRD QUARTER

WIU - Green 11 punt return (Langan kick) (10:14)
EIU - Raymond 30 pass from Romo (Kuehn kick) (8:05)

FOURTH QUARTER

WIU - Luke 14 pass from Michna (Langan kick) (12:04)
WIU - Gray 32 punt return (Langan kick) (7:18)

TEAM STATSEIU WIU

First Downs	14	22
Rushes-Yards	28-56	44-193
Passing-Yards	220	172
Comp-Att-Int	22-45-1	12-20-1
Total Offense	276	365
Fumbles-Lost	3-1	1-1
Penalties-Yards	8-69	6-50
Int Returns-Yards-TD	1-21-0	1-5-0
Time of Possession	29:39	30:21
Sacks-Yards	2-12	3-11

LEADERS

RUSHING (No-Yds-TD)

EIU - JR Taylor (18-88-0), Kissack (1-2-0)
WIU - Lawson (20-104-1), Glasford (8-56-1)

PASSING (Att-Cmp-Int-Yds-TD)

EIU - Romo (44-21-1-215-1)
WIU - Michna (17-11-1-164-2)

RECEIVING (No -Yds -TD)

EIU - Raymond (7-77-1), Hopson (4-46-0), Eller (3-38-0)
WIU - Luke (3-63-1), Hall (2-29-0)

DEFENSE (Tackles - Solo, Assist, TFL)

EIU - Ricks (6-3-0), Sanders (7-1-0), Miller (3-4-2)
WIU - Russell (8-3-3), Middlebrook (4-5-1)

RECAP

Western Illinois scored three times in the first quarter and never looked back as the Leathernecks won 48-9 over Eastern Illinois. The Panthers first score was on a Will Bihun safety in the second quarter. The lone offensive score for EIU was a Tony Romo pass to Andre Raymond midway through the third quarter. Attley Lawson scored twice on the ground rushing for 104 yards for WIU. Romo passed for 215 yards in his final collegiate game at EIU.



2005 I-AA First Round Nov. 26, 2005

Southern Illinois..... 21
Eastern Illinois 6

Charleston, Ill.
O'Brien Field (A: 4,000)

Scoring	1	2	3	4	Final
Southern Illinois.....	7	0	7	7	21
Eastern Illinois	3	0	0	3	6

FIRST QUARTER

EIU - Yates 32 field goal (10:14)
SIU - Whitlock 6 run (Coffin kick) (1:03)

THIRD QUARTER

SIU - Whitlock 5 run (Coffin kick) (10:24)

FOURTH QUARTER

EIU - Wilke 34 field goal (13:48)
SIU - Whitlock 3 run (Coffin kick) (5:33)

TEAM STATSEIU SIU

First Downs.....	17	14
Rushes-Yards.....	100	109
Passing-Yards.....	144	189
Comp-Att-Int.....	18-37-1	15-21-0
Total Offense.....	244	298
Fumbles-Lost.....	1-0	2-1
Penalties-Yards.....	8-40	5-40
Int Returns-Yards-TD.....	0-0-0	1-5-0
Time of Possession.....	30:49	29:11
Sacks-Yards.....	0-0	1-10

LEADERS

RUSHING (No-Yds-TD)

EIU - Webb (17-80-0), Bess (10-24-0)
SIU - Whitlock (23-89-3), Sambursky (5-15-0)

PASSING (Att-Cmp-Int-Yds-TD)

EIU - Donato (36-18-1-144-0)
SIU - Sambursky (21-15-0-189-0)

RECEIVING (No -Yds -TD)

EIU - Bess (4-22-0), Voss (3-39-0)
SIU - Little (6-58-0), Payne (2-68-0)

DEFENSE (Tackles - Solo, Assist, TFL)

EIU - Sellar (8-2-1), Seymour (7-2-0), Kelly (6-1-0)
SIU - F. Johnson (8-2-0), Whitaker (6-4-1)

RECAP

Akree Whitlock scored three rushing touchdowns as Southern Illinois knocked off Eastern Illinois in the opening round of the FCS playoffs. Whitlock rushed for 89 yards on 23 carries with scores in the first, third and fourth quarters. EIU took the lead in the game scoring on its first drive as Zach Yates knocked home a 32 yard field goal with 10:14 to go in the first quarter. EIU's only other score of the contest would come on a Tyler Wilke 34-yard field goal to open the fourth quarter. EIU held the ball for 20 minutes in the opening half but was unable to take advantage trailing 7-3 at the break.



2006 FCS First Round Nov. 25, 2006

Illinois State..... 24
Eastern Illinois 13

Charleston, Ill.
O'Brien Field (A: 4,400)

Scoring	1	2	3	4	Final
Illinois State	3	7	0	14	24
Eastern Illinois	0	6	0	7	13

FIRST QUARTER

ISU - Mazur 30 field goal (7:35)

SECOND QUARTER

EIU - Yates 47 field goal (9:54)
ISU - Tate 41 interception return (Mazur kick) (5:35)
EIU - Yates 39 field goal (0:40)

FOURTH QUARTER

EIU - Sanders 87 interception return (Yates kick) (10:48)
ISU - Rembert 18 run (Mazur kick) (2:07)
ISU - Caesar 45 interception return (Mazur kick) (1:00)

TEAM STATSEIU ISU

First Downs.....	7	18
Rushes-Yards.....	22-59	38-162
Passing-Yards.....	79	177
Comp-Att-Int.....	15-30-3	16-33-4
Total Offense.....	138	339
Fumbles-Lost.....	0-0	1-0
Penalties-Yards.....	6-35	3-30
Int Returns-Yards-TD.....	4-120-1	3-86-2
Time of Possession.....	26:22	33:38
Sacks-Yards.....	2-15	1-7

LEADERS

RUSHING (No-Yds-TD)

EIU - Webb (14-54-0)
ISU - Rembert (27-11-1)

PASSING (Att-Cmp-Int-Yds-TD)

EIU - Stinson (30-15-3-79-0)
ISU - Drone (33-16-4-177-0)

RECEIVING (No -Yds -TD)

EIU - Campanella (7-32-0), Webb (4-13-0)
ISU - Robinson (5-55-0), Horton (3-42-0)

DEFENSE (Tackles - Solo, Assist, TFL)

EIU - Burge (6-11-0), B.J. Brown (5-1-0), Seymour (1-5-1)
ISU - Campbell (3-8-2), Siskowic (5-5-0)

RECAP

Pierre Rembert scored on an 18-yard touchdown with 2:07 left in the contest as Illinois State rallied to win a hard fought NCAA first round playoff game over Eastern Illinois. The Panthers appeared to have taken the lead for good as Terrance Sanders picked off a Luke Drone pass and raced 87 yards for a go-ahead score with 10:48 left in the fourth. EIU would pick off another pass on the next ISU drive but failed to pick up a first down, thus turning over the ball to ISU for the game winning drive. The Redbirds also returned two interceptions for touchdowns while Zach Yates kicked two long field goals to account for Eastern Illinois other six points. Senior Vincent Webb ended his career second on the EIU career rushing list.



2007 FCS First Round Nov. 24, 2007

Eastern Illinois 11
Southern Illinois..... 30

Carbondale, Ill./McAndrew Stadium
A: 6124

Scoring	1	2	3	4	Final
Eastern Illinois	0	0	3	8	11
Southern Illinois	14	6	0	10	30

FIRST QUARTER

SIU - Alan 21 pass from Hill (Dougherty kick) (10:19)
SIU - Kernes 8 pass from Hill (Dougherty kick) (2:59)

SECOND QUARTER

SIU - Dougherty 18 field goal (1:55)
SIU - Dougherty 21 field goal (0:00)

THIRD QUARTER

EIU - Wilke 42 field goal (2:35)

FOURTH QUARTER

SIU - Hill 5 run (Dougherty kick) (14:55)
EIU - Campanella 7 pass from Reeder (Steckel conversion from Reeder) (7:03)
SIU - Dougherty 26 field goal (2:24)

TEAM STATSEIU SIU

First Downs.....	11	23
Rushes-Yards.....	26-66	39-168
Passing-Yards.....	113	234
Comp-Att-Int.....	22-34-1	24-31-0
Total Offense.....	179	402
Fumbles-Lost.....	3-1	2-2
Penalties-Yards.....	3-25	3-23
Int Returns-Yards-TD.....	0-0-0	1-5-0
Time of Possession.....	26:22	33:38
Sacks-Yards.....	2-9	2-13

LEADERS

RUSHING (No-Yds-TD)

EIU - Adeniji 22-76-0; Bess 1-9-0
SIU - Randle 12-72-0; Hill 13-32-1

PASSING (Att-Cmp-Int-Yds-TD)

EIU - Reeder 33-22-1-113-1
SIU - Hill 30-24-0-234-2

RECEIVING (No -Yds -TD)

EIU - Fisher 5-24-0; Adeniji 4-18-0
SIU - Turner 6-75-1; Allen 5-66-0

DEFENSE (Tackles - Solo, Assist, TFL)

EIU - Thomas 8-7-0; Arrington 5-5-0, Larson 2-6-1
SIU - Turner 4-7-1; Rodgers 7-2-0, Moe 6-2-1

RECAP

Southern Illinois scored ten first half points off of Eastern Illinois turnovers and the Salukis built a 20-0 halftime lead to advance to the NCAA second round. After EIU made a stop on the first SIU drive, the Panthers fumbled their first offensive snap inside the redzone allowing SIU to score a couple of plays later. SIU held Ademola Adeniji to just 76 yards rushing as the Panthers scored 11 points late but were never really in the contest. Nick Hill was a dual threat passing for 234 yards while rushing for 32 yards and a touchdown. EIU did play with out All-American wide receiver Micah Rucker for a majority of the game. Senior linebacker Donald Thomas finished his career with a 15 tackle game.

2009 FCS First Round**Nov. 28, 2009**

Eastern Illinois 7
Southern Illinois 48

Carbondale, Ill.
 McAndrew Stadium (A: 6,391)

Scoring	1	2	3	4	Final
Eastern Illinois	7	0	0	0	7
Southern Illinois	7	17	17	7	48

FIRST QUARTER

EIU - Ricks 11 run (Signor kick) (11:42)
 SIU - Karim 10 run (Dougherty kick) (7:33)

SECOND QUARTER

SIU - McIntosh 16 run (Dougherty kick) (13:28)
 SIU - Dougherty 33 field goal (7:24)
 SIU - Russo 28 fumble return (Dougherty kick) (6:04)

THIRD QUARTER

SIU - Goode 6 pass from McIntosh (Dougherty kick) (11:29)
 SIU - Karim 11 pass from McIntosh (Dougherty kick) (6:37)
 SIU - Dougherty 45 field goal (1:14)

FOURTH QUARTER

SIU - Karim 58 run (Dougherty kick) (11:31)

TEAM STATSEIU SIU

First Downs.....	10.....	20
Rushes-Yards.....	36-109.....	53-323
Passing-Yards.....	80.....	66
Comp-Att-Int.....	7-18-1.....	13-17-1
Total Offense.....	189.....	389
Fumbles-Lost.....	5-5.....	1-1
Penalties-Yards.....	3-40.....	7-55
Int Returns-Yards-TD.....	1-0-0.....	1-2-0
Time of Possession.....	24:32.....	35:28
Sacks-Yards.....	0-0.....	4-29

LEADERS**RUSHING (No-Yds-TD)**

EIU - M. Williams (20-107-0), Potempa (7-17-0)
 SIU - Karim (23-155-2), McIntosh (15-115-1)

PASSING (Att-Cmp-Int-Yds-TD)

EIU - Christensen (8-1--1-13-0); Reeder (10-6-0-67-0)
 SIU - McIntosh (17-13-1-66-2)

RECEIVING (No -Yds -TD)

EIU - Lora (3-28-0), Whittaker (2-28-0)
 SIU - Morris (3-15-0), Kernes (2-14-0), Goode (2-13-1)

DEFENSE (Tackles - Solo, Assist, TFL)

EIU - Nasti (10-4-0.5), Kickels (5-3-1), Frericks (3-2-0.5)
 SIU - Jordan (1-6-0), Walker (3-2-2)

RECAP

Eastern Illinois scored on its first offensive possession as Lorence Ricks scooted in from 11 yards out on a fourth and one call but five lost fumbles would eventually cost the Panthers in a 48-7 loss at Southern Illinois. The EIU defense held the high powered Saluki offense to punts on their first two possessions but SIU was able to convert on a short field following a fumble recovery. SIU tied the game on a 10-yard run by Deji Karim with 7:33 left in the first and never looked back. Karim became the first opposing rusher to go over 100 yards on the season against EIU as he finished with 155 yards and two scores. EIU's ground attack was led by Mon Williams with 107 yards but much of that real estate was gained in the middle part of the field. Kyle Russo capped the SIU day with a 28 yard fumble return for touchdown with 6:04 left in the first half.

GAME 12 - Nov. 24, 2012

Eastern Illinois 10
South Dakota State 58



Brookings, S.D.
 Coughlin-Alumni Field (A: 4,367)
 FCS Playoffs First Round

Scoring	1	2	3	4	Final
Eastern Illinois	0	0	0	7	10
South Dakota St.	10	24	3	21	58

FIRST QUARTER

SDS - Zenner 68 run (Syrovatka kick) (4:27)
 SDS - Syrovatka 22 field goal (2:25)

SECOND QUARTER

EIU - Berra 19 field goal (14:04)
 SDS - Zenner 4 run (Syrovatka kick) (9:39)
 SDS - Zenner 7 run (Syrovatka kick) (5:35)
 SDS - Syrovatka 29 field goal (1:00)
 SDS - Jones 8 pass from Sumner (Syrovatka kick) (0:00)

THIRD QUARTER

SDS - Syrovatka 28 field goal (4:40)

FOURTH QUARTER

SDS - Gandy 1 run (Syrovatka kick) (13:12)
 EIU - Walker 4 run (Berra kick) (10:39)
 SDS - Jones 5 run (Syrovatka kick) (7:11)
 SDS - Gandy 12 run (Syrovatka kick) (3:54)

TEAM STATSEIU SDSU

First Downs.....	17.....	29
Rushes-Yards.....	32-145.....	53-434
Passing-Yards.....	221.....	146
Comp-Att-Int.....	25-41-1.....	13-28-0
Total Offense.....	366.....	580
Fumbles-Lost.....	2-1.....	0-0
Penalties-Yards.....	9-100.....	4-20
Int Returns-Yards-TD.....	0-0-0.....	1-20-0
Time of Possession.....	22:57.....	37:03
Sacks-Yards.....	1-10.....	2-13

LEADERS**RUSHING (No-Yds-TD)**

EIU - Walker (23-125-1), Lora (1-14-0)
 SDS - Zenner (33-295-3), Gandy (16-151-2)

PASSING (Att-Cmp-Int-Yds-TD)

EIU - Garoppolo (41-25-1-221-0)
 SDS - Sumner (28-13-0-146-1)

RECEIVING (No -Yds -TD)

EIU - Lora (12-133-0), Wright (4-54-0)
 SDS - Rollin (5-44-0), Kool (3-25-0)

DEFENSE (Tackles - Solo, Assist, TFL)

EIU - Houlihan (7-0-0), Dowdell (7-0-0), Haynes (6-0-1)
 SDS - Mink (6-2-1), Lally (6-1-0), Shafrath (5-2-0)

RECAP

South Dakota State scored twice in the last minute of the second quarter to break open a FCS first round playoff game as the Jackrabbits won 58-10 over Eastern Illinois. Zach Zenner scored the first of three touchdowns as he broke loose for a 68-yard run in the first quarter. EIU would turn the ball over on an interception on the next drive as a receiver slipped on the frozen grass. The Panthers defense held SDSU to a field goal. The Panthers were then held at the goal line to open the second quarter settling for a field goal. Zenner scored two short touchdowns and rushed for 295 yards to put the game away. Erik Lora hauled in 12 passes for 133 yards as he finished the season with an FCS record 136 receptions. His 1,664 yards receiving rank fourth all-time for single season totals in the FCS.

1982 (NCAA)

1. Eastern Kentucky
2. Louisiana Tech
3. Delaware
4. Tennessee State
5. **EASTERN ILLINOIS**
6. Furman
7. South Carolina State
8. Jackson State
9. Colgate
10. Grambling
11. Idaho
12. Northern Illinois
13. Holy Cross
14. Bowling Green
15. Boise State
16. Western Michigan
17. Chattanooga
18. Northwestern State
19. Montana
20. Lafayette

1983 (NCAA)

1. Southern Illinois
2. Furman
3. Holy Cross
4. North Texas
5. Indiana State
6. **EASTERN ILLINOIS**
7. Colgate
8. Eastern Kentucky
9. Western Carolina
10. Grambling
11. Nevada
12. Idaho State
13. Boston University
14. Louisiana Monroe
15. Jackson State
16. Middle Tennessee
17. Tennessee State
18. South Carolina State
19. Mississippi Valley State
20. New Hampshire

1986 (NCAA)

1. Nevada
2. Arkansas State
3. **EASTERN ILLINOIS**
4. Georgia Southern
5. Holy Cross
6. Appalachian State
7. Penn
8. William & Mary
9. Jackson State
10. Eastern Kentucky
11. Sam Houston State
12. Nicholls State
13. Delaware
14. Tennessee State
15. Furman
16. Idaho
17. Southern Illinois
18. Murray State
19. Connecticut
20. North Carolina A&T

1989 (NCAA)

1. Georgia Southern
2. Furman
3. Stephen F. Austin
4. Holy Cross
5. Idaho
6. Montana
7. Appalachian State
8. Maine
9. Southwest Missouri
10. Middle Tennessee
11. William & Mary
12. Eastern Kentucky
13. Grambling
14. Youngstown State
15. **EASTERN ILLINOIS**
16. Villanova
17. Jackson State
18. Connecticut
19. Nevada-Reno
20. Northern Iowa

1995 (Sports Network)

1. Montana
2. Marshall
3. McNeese State
4. Stephen F. Austin
5. Appalachian State
6. Delaware
7. Troy State
8. Southern
9. Murray State
10. Hofstra
11. Georgia Southern
12. Eastern Kentucky
13. Northern Iowa
14. **EASTERN ILLINOIS**
15. James Madison
16. Jackson State
17. Florida A&M
18. Idaho
19. William & Mary
20. Richmond
21. Boise State
22. Northern Arizona
23. Connecticut
24. Indiana State
25. Middle Tennessee

1996 (Sports Network)

1. Marshall
2. Montana
3. Northern Iowa
4. Troy State
5. William & Mary
6. Murray State
7. E. Tennessee State
8. Northern Arizona
9. Furman
10. Delaware
11. Jackson State
12. Villanova
13. Western Illinois
14. Florida A&M
15. Nicholls State
16. **EASTERN ILLINOIS**
17. New Hampshire
18. Youngstown State
19. Dartmouth
20. Howard
21. Missouri State
22. Stephen F. Austin
23. James Madison
24. Dayton
25. Appalachian State

1997 Sports Network

1. Youngstown State
2. McNeese State
3. Delaware
4. Eastern Washington
5. Villanova
6. Western Illinois
7. Western Kentucky
8. Georgia Southern
9. Hampton
10. Florida A&M
11. Southern
12. Montana
13. Jackson State
14. Hofstra
15. Eastern Kentucky
16. Cal Poly
17. Northwestern State
18. Stephen F. Austin
19. South Carolina State
20. Liberty
21. **EASTERN ILLINOIS**
22. Appalachian State
23. Dayton
24. Northeastern
25. Colgate

2000 (Sports Network)

1. Georgia Southern
2. Montana
3. Delaware
4. Appalachian State
5. Western Kentucky
6. Richmond
7. Hofstra
8. Lehigh
9. Troy State
10. Furman
11. Youngstown State
12. Western Illinois
13. Grambling
14. Florida A&M
15. Portland State
16. McNeese State
17. **EASTERN ILLINOIS**
18. Weber State
19. Northern Iowa
20. Bethune-Cookman
21. North Carolina A&T
22. Tennessee Tech
23. Wofford
24. Illinois State
25. Texas State

2001 Sports Network

1. Montana
2. Furman
3. Georgia Southern
4. Northern Iowa
5. Lehigh
6. Appalachian State
7. Sam Houston State
8. Grambling
9. **EASTERN ILLINOIS**
10. Maine
11. Hofstra
12. Western Kentucky
13. McNeese State
14. Northwestern State
15. Youngstown State
16. Northern Arizona
17. William & Mary
18. Eastern Kentucky
19. Harvard
20. Villanova
21. Rhode Island
22. Florida A&M
23. Tennessee Tech
24. Penn
25. Tennessee State

2002 Sports Network

1. Western Kentucky
2. McNeese State
3. Georgia Southern
4. Villanova
5. Western Illinois
6. Maine
7. Montana
8. Grambling
9. Furman
10. Appalachian State
11. Northeastern
12. Fordham
13. **EASTERN ILLINOIS**
14. Wofford
15. Bethune-Cookman
16. Northwestern State
17. Penn
18. Idaho State
19. Montana State
20. Murray State
21. Eastern Kentucky
22. Gardner-Webb
23. Nicholls State
24. Southeast Missouri
25. Colgate

2005 Sports Network

1. Appalachian State
2. Northern Iowa
3. Furman
4. Texas State
5. New Hampshire
6. Cal Poly
7. Southern Illinois
8. Richmond
9. Georgia Southern
10. Hampton
11. Montana
12. Grambling
13. Eastern Washington
14. Youngstown State
15. Brown
16. **EASTERN ILLINOIS**
17. Nicholls State
18. Montana State
19. Massachusetts
20. South Carolina State
21. Lafayette
22. Illinois State
23. Colgate
24. Coastal Carolina
25. James Madison

2006 Sports Network

1. Appalachian State
2. Massachusetts
3. Montana
4. Youngstown State
5. North Dakota State
6. New Hampshire
7. Southern Illinois
8. Illinois State
9. James Madison
10. Montana State
11. Hampton
12. Furman
13. Tennessee Martin
14. Coastal Carolina
15. **EASTERN ILLINOIS**
16. Cal Poly
17. Northern Iowa
18. Princeton
19. Portland State
20. San Diego
21. McNeese State
22. South Dakota State
23. Wofford
24. Central Arkansas
25. Yale

2007 Sports Network

1. Appalachian State
2. Delaware
3. Southern Illinois
4. Northern Iowa
5. Richmond
6. Wofford
7. Massachusetts
8. Eastern Washington
9. North Dakota State
10. Montana
11. McNeese State
12. James Madison
13. Eastern Kentucky
14. New Hampshire
15. Delaware State
16. Youngstown State
17. Georgia Southern
18. **EASTERN ILLINOIS**
19. South Dakota State
20. Fordham
21. Harvard
22. Yale
23. Elon
24. Cal Poly
25. Grambling State

2009 Sports Network

1. Villanova
2. Montana
3. Appalachian State
4. William & Mary
5. Richmond
6. Southern Illinois
7. New Hampshire
8. South Carolina State
9. Elon
10. Stephen F. Austin
11. South Dakota State
12. McNeese State
13. Eastern Washington
14. Holy Cross
15. Prairie View A&M
16. Jacksonville State
17. Weber State
18. Northern Iowa
19. **EASTERN ILLINOIS**
20. Penn
21. Colgate
22. Liberty
23. Florida A&M
24. Lafayette
25. Texas State

2012 FCS Coaches

1. North Dakota State
2. Sam Houston State
3. Georgia Southern
4. Eastern Washington
5. Montana State
6. Old Dominion
7. Wofford
8. Appalachian State
9. Illinois State
10. Central Arkansas
11. Cal Poly
12. Stony Brook
13. New Hampshire
14. Lehigh
15. Towson
16. Villanova
17. South Dakota State
18. Richmond
19. Eastern Kentucky
20. Northern Arizona
21. James Madison
22. Wagner
23. Bethune-Cookman
24. Coastal Carolina
25. **EASTERN ILLINOIS**

Listed are Final FCS (I-AA) polls that Eastern Illinois has been ranked in since moving to that Division. The NCAA ranked teams from 1978 through 1992 and rankings are from final regular-season games - no post-season is included. The Sports Network took over for the NCAA in 1993 expanding the poll to 25 teams. Starting in 1998, rankings were done following the NCAA Playoffs.

All rankings taken
from NCAA Record Book

Date	EIU Rank	Opponent (Rank)	Result
Oct. 16, 1982	(20)	at Indiana State	W 16-12
Oct. 23, 1982	(12)	at Western Illinois	W 31-7
Oct. 30, 1982	(7)	Southern Illinois	W 20-7
Nov. 6, 1982	(6)	at Missouri State	W 36-7
Nov. 13, 1982	(5)	Kentucky Wesleyan	W 72-0
Nov. 27, 1982	(5)	Jackson State (8) *	W 16-13 (ot)
Dec. 4, 1982	(5)	at Tennessee State (4) *	L 19-20
Oct. 1, 1983	(20)	Youngstown State	W 21-20
Oct. 8, 1983	(17)	at Akron	W 10-7
Oct. 15, 1983	(13)	Northern Iowa	W 13-0
Oct. 22, 1983	(9)	Western Illinois	W 20-0
Oct. 29, 1983	(7)	Indiana State (20)	L 13-17
Nov. 5, 1983	(13)	Missouri State	W 12-3
Nov. 12, 1983	(11)	at Western Kentucky	W 34-14
Nov. 26, 1983	(6)	at Indiana State (5) *	L 13-16 (2ot)
Oct. 4, 1986	(15)	Liberty	W 40-15
Oct. 11, 1986	(11)	Northern Iowa (8)	W 31-30
Oct. 18, 1986	(9)	at Western Illinois	W 37-3
Oct. 25, 1986	(8)	at Missouri State	W 34-20
Nov. 1, 1986	(6)	Winona State	W 64-0
Nov. 8, 1986	(4)	at Indiana State	W 31-14
Nov. 14, 1986	(4)	Western Kentucky	W 35-18
Nov. 29, 1986	(3)	Murray State (18) *	W 28-21
Dec. 7, 1986	(3)	Eastern Kentucky (10) *	L 22-24
Sept. 26, 1987	(17)	at Liberty	W 17-14
Oct. 3, 1987	(14)	at Akron	L 10-24
Oct. 7, 1989	(19)	at Liberty	L 7-9
Oct. 14, 1989	(20)	Akron	W 21-17
Oct. 21, 1989	(19)	Western Illinois	W 31-5
Oct. 28, 1989	(13)	at Northern Iowa	L 28-31
Nov. 18, 1989	(18)	at Western Kentucky (15)	W 10-7
Nov. 25, 1989	(15)	at Idaho (4) *	W 38-21
Dec. 2, 1989	(15)	at Montana (6) *	L 19-25
Sept. 1, 1990	(17)	at Northern Illinois	L 17-28
Sept. 8, 1990	(18)	at Northwestern State	W 23-22
Sept. 15, 1990	(18)	McNeese State	L 7-15
Oct. 7, 1995	(22)	at Northern Iowa (21)	L 7-17
Oct. 14, 1995	(25)	at Western Kentucky	W 35-9
Oct. 28, 1995	(18)	Illinois State	W 31-10
Nov. 4, 1995	(15)	Western Illinois	W 20-17
Nov. 11, 1995	(14)	at Southern Illinois	W 42-21
Nov. 18, 1995	(12)	at Indiana State (19)	W 27-6
Nov. 25, 1995	(12)	at Stephen F. Austin (5) *	L 29-34
Sept. 7, 1996	(24)	Pittsburg State	W 41-31
Sept. 14, 1996	(17)	Indiana State	W 35-16
Sept. 28, 1996	(9)	at UT Martin	W 38-0
Oct. 12, 1996	(7)	Western Illinois	L 7-10
Oct. 19, 1996	(14)	Murray State (8)	L 28-35
Oct. 26, 1996	(18)	at Tennessee Tech	W 35-27
Nov. 2, 1996	(17)	at Austin Peay	W 42-7
Nov. 9, 1996	(15)	at Southeast Missouri	W 41-21
Nov. 16, 1996	(14)	at Middle Tennessee	L 24-31
Nov. 23, 1996	(19)	Eastern Kentucky	W 45-21
Nov. 30, 1996	(16)	at Northern Iowa (3) *	L 14-21
Aug. 28, 1997	(6)	at Western Illinois (8)	L 0-41
Sept. 6, 1997	(19)	UT Martin	W 42-6
Sept. 13, 1997	(19)	Saint Joseph's (IN)	W 41-20
Sept. 20, 1997	(19)	at Illinois State	W 25-14
Sept. 27, 1997	(15)	at Tennessee Tech	W 10-7
Oct. 4, 1997	(15)	at Southeast Missouri	W 32-7
Oct. 18, 1997	(10)	Middle Tennessee	W 30-17
Oct. 25, 1997	(10)	Austin Peay	W 42-14
Nov. 1, 1997	(8)	at Indiana State	W 21-14
Nov. 8, 1997	(9)	at Murray State	L 17-24
Nov. 22, 1997	(14)	Eastern Kentucky (19)	L 7-49
Sept. 3, 1998	(24)	Saint Joseph's (IN)	W 24-7
Sept. 12, 1998	(22)	at Central Florida	L 0-49
Sept. 26, 1998	(25)	Tennessee Tech	W 13-6
Oct. 3, 1998	(22)	Southeast Missouri	W 35-33
Oct. 17, 1998	(14)	Illinois State	L 22-36
Oct. 24, 1998	(21)	at Middle Tennessee	W 35-32
Oct. 31, 1998	(18)	Tennessee State	L 21-27
Oct. 14, 2000	(25)	Murray State	W 48-7
Oct. 21, 2000	(22)	at Tennessee Tech	W 27-16
Oct. 28, 2000	(17)	at Western Kentucky (8)	L 12-34
Nov. 4, 2000	(21)	Southeast Missouri	W 38-9
Nov. 11, 2000	(17)	at Illinois State	L 41-44 (2ot)

Date	EIU Rank	Opponent (Rank)	Result
Nov. 18, 2000	(22)	Eastern Kentucky	W 49-6
Nov. 25, 2000	(17)	at Montana (1) *	L 13-45
Sept. 8, 2001	(12)	Indiana State	W 44-14
Sept. 22, 2001	(10)	at Eastern Kentucky	W 21-14
Sept. 29, 2001	(8)	Tennessee Tech	W 44-33
Oct. 6, 2001	(6)	at San Diego State	L 7-40
Oct. 13, 2001	(10)	Southeast Missouri	W 12-0
Oct. 20, 2001	(9)	at Southern Illinois	W 49-21
Oct. 27, 2001	(8)	Tennessee State (14)	W 52-49
Nov. 1, 2001	(6)	at UT Martin	W 56-16
Nov. 10, 2001	(4)	at Florida Atlantic	W 38-10
Nov. 17, 2001	(3)	Murray State	W 37-6
Nov. 24, 2001	(3)	Northern Iowa (6) *	L 43-49
Aug. 31, 2002	(4)	at Hawai'i	L 36-61
Sept. 14, 2002	(7)	at Kansas State	L 13-63
Sept. 21, 2002	(13)	Indiana State	W 26-19
Sept. 28, 2002	(13)	Illinois State	W 45-10
Oct. 5, 2002	(14)	at Tennessee Tech	W 35-28
Oct. 12, 2002	(9)	Eastern Kentucky (19)	W 25-24
Oct. 19, 2002	(7)	at Southeast Missouri	W 44-27
Nov. 2, 2002	(6)	at Tennessee State	W 54-48
Nov. 9, 2002	(6)	UT Martin	W 55-43
Nov. 16, 2002	(3)	Florida Atlantic	W 47-6
Nov. 23, 2002	(2)	at Murray State	L 35-37
Nov. 30, 2002	(6)	at Western Illinois (2) *	L 9-48
Aug. 30, 2003	(20)	California (Pa.)	W 27-0
Sept. 13, 2003	(18)	at Missouri	L 0-37
Sept. 20, 2003	(18)	Illinois State	L 14-21
Nov. 5, 2005	(24)	at Tennessee State	W 27-3
Nov. 12, 2005	(23)	Tennessee Tech	W 31-20
Nov. 19, 2005	(22)	at Jacksonville State	W 10-6
Nov. 26, 2005	(19)	Southern Illinois (8) *	L 6-21
Sept. 2, 2006	(14)	at Illinois (24)	L 17-42
Sept. 9, 2006	(20)	Indiana State	W 31-21
Sept. 16, 2006	(18)	at Illinois State (6)	L 30-44
Sept. 23, 2006	(19)	at Samford	W 24-13
Sept. 30, 2006	(17)	at Hawai'i	L 9-44
Oct. 7, 2006	(20)	Southeast Missouri	W 21-0
Oct. 14, 2006	(16)	at Eastern Kentucky	W 28-21
Oct. 21, 2006	(16)	Murray State	W 20-10
Oct. 28, 2006	(14)	at UT Martin (12)	L 9-15
Nov. 4, 2006	(20)	Tennessee State	W 29-3
Nov. 11, 2006	(20)	at Tennessee Tech	W 38-14
Nov. 18, 2006	(17)	Jacksonville State	W 28-24
Nov. 25, 2006	(14)	Illinois State (11) *	L 13-24
Aug. 30, 2007	(17)	Tennessee Tech	W 45-25
Sept. 8, 2007	(12)	at Purdue	L 6-52
Sept. 15, 2007	(14)	Illinois State (17)	L 21-24
Sept. 22, 2007	(20)	at Indiana State	W 54-20
Sept. 29, 2007	(19)	at Southeast Missouri	W 31-16
Oct. 6, 2007	(15)	Eastern Kentucky	L 21-28
Oct. 13, 2007	(23)	at Murray State	W 27-24
Oct. 20, 2007	(24)	UT Martin	W 29-23
Oct. 27, 2009	(25)	at Tennessee State	W 38-35
Nov. 10, 2009	(22)	at Jacksonville State	W 37-23
Nov. 17, 2009	(20)	Samford	W 33-17
Nov. 24, 2009	(18)	at Southern Illinois (4) *	L 11-30
Aug. 28, 2008	(18)	at Central Michigan	L 12-31
Sept. 5, 2008	(18)	at Illinois	L 21-47
Sept. 13, 2008	(20)	Indiana State	W 38-3
Sept. 20, 2008	(20)	at Illinois State	W 25-21
Sept. 27, 2008	(20)	Jacksonville State	L 10-23
Sept. 26, 2009	(24)	at Austin Peay	W 30-20
Oct. 3, 2009	(23)	Eastern Kentucky (18)	L 31-36
Oct. 10, 2009	(25)	at Penn State (12)	L 3-52
Oct. 17, 2009	(25)	Tennessee Tech	W 23-15
Oct. 24, 2009	(24)	at Jacksonville State (12)	W 28-20
Oct. 31, 2009	(19)	at Murray State	W 16-10
Nov. 14, 2009	(13)	UT Martin	W 49-13
Nov. 19, 2009	(13)	Tennessee State	L 10-21
Nov. 28, 2009	(19)	at Southern Illinois (1) *	L 7-48
Sept. 4, 2010	(16)	at Iowa (9)	L 7-37
Sept. 11, 2010	(22)	Central Arkansas	L 7-37
Nov. 17, 2012	(24)	at Central Arkansas (10)	L 30-48
Nov. 24, 2012	(25)	at South Dakota State (10) *	L 10-58

* denotes FCS Playoff Game 98-54 (64.4%)

Date.....	Opponent (EIU Rank).....	Result
Nov. 27, 1982.....	8 Jackson State (5) *	W 16-13 (ot)
Dec. 4, 1982.....	4 Tennessee State (5) *	L 19-20
Sept. 10, 1983.....	10 at Southern Illinois.....	L 14-17
Oct. 29, 1983.....	20 Indiana State (7).....	L 13-17
Nov. 26, 1983.....	5 at Indiana State (6).....	L 13-16 (2ot)
Sept. 8, 1984.....	1 at Indiana State.....	L 17-24
Oct. 19, 1985.....	15 Missouri State.....	W 28-27
Nov. 5, 1985.....	5 at Northern Iowa.....	L 20-21
Sept. 20, 1986.....	17 Southern Illinois.....	W 52-7
Oct. 11, 1986.....	8 Northern Iowa (11).....	W 31-30
Nov. 29, 1986.....	18 Murray State (3) *	W 28-21
Dec. 7, 1986.....	10 Eastern Kentucky (3) *	L 22-24
Sept. 19, 1987.....	14 Illinois State.....	W 15-9
Oct. 10, 1987.....	13 Western Illinois.....	L 12-21
Oct. 31, 1987.....	10 at Northern Iowa.....	L 17-19
Nov. 14, 1987.....	14 at Western Kentucky.....	L 15-30
Oct. 15, 1988.....	2 at Western Illinois.....	L 8-45
Nov. 5, 1988.....	5 Western Kentucky.....	W 6-0
Nov. 12, 1988.....	15 at Boise State.....	L 7-12
Sept. 9, 1989.....	8 Northwestern State.....	W 20-10
Nov. 11, 1989.....	5 Missouri State.....	W 16-15
Nov. 18, 1989.....	15 at Western Kentucky (18).....	W 10-7
Nov. 25, 1989.....	4 at Idaho (15) *	W 38-21
Dec. 2, 1989.....	6 at Montana (15) *	L 19-25
Oct. 27, 1990.....	17 Northern Iowa.....	L 10-16
Nov. 10, 1990.....	8 at Missouri State.....	L 6-48
Nov. 23, 1991.....	4 at Northern Iowa.....	L 17-18
Sept. 12, 1992.....	1 at Marshall.....	L 28-63
Oct. 24, 1992.....	14 at Missouri State.....	L 10-13
Oct. 31, 1992.....	10 at Youngstown State.....	L 19-28
Nov. 7, 1992.....	1 Northern Iowa.....	W 21-15
Sept. 11, 1993.....	4 at McNeese State.....	L 7-49
Oct. 16, 1993.....	9 at Northern Iowa.....	L 27-31
Nov. 13, 1993.....	25 at Western Kentucky.....	L 14-28
Oct. 8, 1994.....	11 Northern Iowa.....	L 7-19
Oct. 7, 1995.....	21 at Northern Iowa (22).....	L 7-17
Nov. 18, 1995.....	19 at Indiana State (12).....	W 27-6
Nov. 25, 1995.....	5 at Stephen F. Austin (14) *	L 29-34
Oct. 19, 1996.....	8 Murray State (14).....	L 28-35
Nov. 30, 1996.....	3 at Northern Iowa (16) *	L 14-21
Aug. 28, 1997.....	8 at Western Illinois (6).....	L 0-41
Nov. 22, 1997.....	19 Eastern Kentucky (14).....	L 7-49
Nov. 7, 1998.....	9 Murray State.....	L 21-35
Oct. 9, 1999.....	5 at Tennessee State.....	L 25-43
Nov. 13, 1999.....	7 Illinois State.....	L 17-24
Oct. 28, 2000.....	8 at Western Kentucky (17).....	L 12-34
Nov. 25, 2000.....	1 at Montana (17) *	L 13-45
Oct. 27, 2001.....	14 Tennessee State (8).....	W 52-49
Nov. 24, 2001.....	6 Northern Iowa (3) *	L 43-49
Oct. 12, 2002.....	19 Eastern Kentucky (9).....	W 25-24
Nov. 30, 2002.....	2 at Western Illinois (6).....	L 9-48
Nov. 15, 2003.....	21 at Jacksonville State.....	L 24-36
Nov. 13, 2004.....	14 Jacksonville State.....	L 21-31
Nov. 26, 2005.....	8 Southern Illinois (19).....	L 6-21
Sept. 15, 2006.....	6 at Illinois State (18).....	L 30-44
Oct. 28, 2006.....	12 at UT Martin (14).....	L 9-15
Nov. 25, 2006.....	11 Illinois State (14) *	L 13-24
Sept. 15, 2007.....	17 Illinois State (14).....	L 21-24
Nov. 24, 2007.....	4 at Southern Illinois (18) *	L 11-30
Oct. 3, 2009.....	18 Eastern Kentucky (23).....	L 31-36
Oct. 24, 2009.....	12 at Jacksonville State (24).....	W 28-20
Nov. 28, 2009.....	1 at Southern Illinois (19) *	L 7-48
Sept. 25, 2010.....	4 Jacksonville State.....	L 23-28
Sept. 24, 2011.....	15 at Jacksonville State.....	L 21-28
Sept. 15, 2012.....	15 at Illinois State.....	L 51-54 (2OT)
Oct. 27, 2012.....	18 at Eastern Kentucky.....	W 24-7
Nov. 17, 2012.....	10 at Central Arkansas (24).....	L 30-48
Nov. 24, 2012.....	19 at South Dakota State (25).....	L 10-58

* Denotes FCS Playoffs..... 17-51 (25%)

FBS Ranked Opponents

Date.....	Opponent (EIU Rank).....	Result
Sept. 5, 2008.....	24 at Illinois (18).....	L 21-47
Oct. 10, 2009.....	12 at Penn State (25).....	L 3-52
Sept. 4, 2010.....	9 at Iowa (16).....	L 7-37
		0-3 (.000)

EIU NATIONAL / REGIONAL TV APPEARANCES

ABC (National/Regional)

Date.....	Location.....	Opponent.....	Result
Dec. 2, 1978.....	H.....	Youngstown State (NCAA).....	W 26-22
Dec. 9, 1978.....	N.....	vs. Delaware (NCAA).....	W 10-9
Oct. 6, 1979.....	H.....	Western Illinois.....	L 7-10
Nov. 1, 1980.....	A.....	at Northern Michigan.....	W 35-28
Dec. 6, 1980.....	A.....	at Northern Alabama (NCAA).....	W 56-31
Dec. 13, 1980.....	N.....	vs. Cal Poly (NCAA).....	L 13-21

BIG TEN NETWORK

Date.....	Location.....	Opponent.....	Result
Sept. 8, 2007.....	A.....	at Purdue.....	L 6-52
Sept. 5, 2008.....	A.....	at Illinois.....	L 21-47
Sept. 4, 2010.....	A.....	at Iowa.....	L 7-37
Sept. 10, 2011.....	A.....	at Northwestern.....	L 21-42

COMCAST SPORTSNET

Date.....	Location.....	Opponent.....	Result
Sept. 1, 2011.....	H.....	Illinois State (CSN-Chicago).....	W 33-26

CSTV (CBS COLLEGE SPORTS TV)

Date.....	Location.....	Opponent.....	Result
Aug. 30, 2007.....	H.....	Tennessee Tech *.....	W 45-25

ESPN / ESPNU / ESPN CLASSIC / ESPN3

Date.....	Location.....	Opponent.....	Result
Nov. 29, 1980.....	H.....	Northern Colorado (NCAA - ESPN).....	W 21-14
Oct. 9, 2009.....	A.....	at Penn State (ESPN Classic).....	L 3-52
Nov. 19, 2009.....	H.....	Tennessee State * (ESPNU).....	L 10-21
Sept. 24, 2011.....	A.....	at Jacksonville State * (ESPN3).....	L 21-28
Sept. 8, 2012.....	A.....	at Western Michigan (ESPN3).....	L 21-52
Nov. 24, 2012.....	A.....	at South Dakota State (FCS - ESPN3).....	L 10-58

FOX SPORTS (MIDWEST / SOUTH / COLLEGE)

Date.....	Location.....	Opponent.....	Result
Sept. 22, 2001.....	A.....	at Eastern Kentucky *.....	W 21-14
Sept. 29, 2001.....	H.....	Tennessee Tech *.....	W 44-33
Nov. 17, 2001.....	H.....	Murray State *.....	W 37-6
Oct. 5, 2002.....	A.....	at Tennessee Tech *.....	W 35-28
Sept. 20, 2003.....	H.....	Illinois State.....	L 14-21
Sept. 9, 2006.....	H.....	Indiana State.....	W 31-21
Nov. 10, 2007.....	A.....	at Jacksonville State *.....	W 37-23
Oct. 27, 2012.....	A.....	at Eastern Kentucky *.....	W 24-7
Nov. 10, 2012.....	H.....	Southeast Missouri *.....	W 39-20

THE FOOTBALL NETWORK

Date.....	Location.....	Opponent.....	Result
Oct. 4, 2003.....	A.....	at Southeast Missouri *.....	L 17-30

WEIU GAMES (includes road games broadcast locally)

Date.....	Location.....	Opponent.....	Result
Sept. 12, 1992.....	A.....	at Marshall.....	L 28-63
Aug. 31, 2002.....	A.....	at Hawaii.....	L 36-61
Aug. 30, 2003.....	H.....	California (Pa.).....	W 27-0
Oct. 11, 2003.....	H.....	Eastern Kentucky *.....	L 0-41
Oct. 25, 2003.....	H.....	UT Martin *.....	W 29-12
Nov. 8, 2003.....	H.....	Tennessee Tech *.....	W 37-10
Nov. 22, 2003.....	H.....	Safmord *.....	L 14-17
Sept. 11, 2004.....	H.....	Indiana State.....	L 30-33 (ot)
Oct. 2, 2004.....	H.....	Southeast Missouri *.....	W 35-28
Oct. 16, 2004.....	H.....	Murray State *.....	W 24-9
Oct. 30, 2004.....	H.....	Tennessee State *.....	W 34-24
Nov. 13, 2004.....	H.....	Jacksonville State *.....	L 21-31
Sept. 17, 2005.....	H.....	Illinois State.....	L 6-27
Sept. 24, 2005.....	H.....	Samford *.....	W 43-14
Oct. 15, 2005.....	H.....	Eastern Kentucky *.....	W 53-22
Oct. 29, 2005.....	H.....	UT Martin *.....	W 26-7
Nov. 12, 2005.....	H.....	Tennessee Tech *.....	W 31-20
Nov. 25, 2005.....	H.....	Southern Illinois (FCS Playoffs).....	L 6-21
Oct. 7, 2006.....	H.....	Southeast Missouri *.....	W 21-0
Oct. 21, 2006.....	H.....	Murray State *.....	W 20-10
Nov. 4, 2006.....	H.....	Tennessee State *.....	W 29-3
Nov. 18, 2006.....	H.....	Jacksonville State *.....	W 28-24
Sept. 15, 2007.....	H.....	Illinois State.....	L 21-24
Oct. 6, 2007.....	H.....	Eastern Kentucky *.....	L 21-28
Oct. 20, 2007.....	H.....	UT Martin *.....	W 29-23
Nov. 17, 2007.....	H.....	Samford *.....	W 33-17
Sept. 13, 2008.....	H.....	Indiana State.....	W 38-3
Sept. 27, 2008.....	H.....	Jacksonville State *.....	L 10-23
Oct. 18, 2008.....	H.....	Southeast Missouri *.....	W 24-21
Nov. 1, 2008.....	H.....	Murray State *.....	W 34-6
Nov. 15, 2008.....	H.....	Austin Peay *.....	L 13-15
Sept. 3, 2009.....	H.....	Illinois State.....	W 31-6
Oct. 3, 2009.....	H.....	Eastern Kentucky *.....	L 31-36
Oct. 17, 2009.....	H.....	Tennessee Tech *.....	W 23-15
Nov. 14, 2009.....	H.....	UT Martin *.....	W 49-13
Sept. 11, 2010.....	H.....	Central Arkansas.....	L 7-37
Sept. 25, 2010.....	H.....	Jacksonville State *.....	L 23-28
Oct. 2, 2010.....	H.....	Southeast Missouri *.....	L 13-28
Oct. 9, 2010.....	A.....	at Eastern Kentucky *.....	L 7-35
Oct. 23, 2010.....	H.....	Murray State *.....	L 28-38
Oct. 30, 2010.....	H.....	Austin Peay *.....	W 28-10
Sept. 17, 2011.....	H.....	Tennessee Tech *.....	L 20-31
Oct. 8, 2011.....	H.....	Eastern Kentucky *.....	L 16-48
Oct. 22, 2011.....	H.....	UT Martin *.....	L 23-24
Nov. 5, 2011.....	H.....	Tennessee State *.....	L 17-18
Aug. 30, 2012.....	H.....	Southern Illinois.....	W 49-28
Sept. 22, 2012.....	H.....	Murray State *.....	W 50-49 (ot)
Sept. 29, 2012.....	H.....	Austin Peay *.....	W 65-15
Oct. 13, 2012.....	H.....	Jacksonville State *.....	W 31-28

..... Total Television Appearances..... 42-37 (53.2 %)

NCAA indicates game was played as part of NCAA Division II playoffs



CHARLES LANTZ
1911-34, 1944



MAYNARD O'BRIEN
1946-50, 1952-55



RALPH KOHL
1957-64



CLYDE BIGGERS
1965-71



JACK DEAN
1972-74



JOHN KONSTANTINOS
1975-77



AL MOLDE
1983-86



BOB SPOO
1987-2011



Referred to as "Dr. Victory," **Darrell Mudra** (1978-82) is credited with saving Panther football. Taking over a moribund program that was 1-10 prior to his arrival in 1977, he directed EIU to one of the most incredible turnarounds in sports history as the 1978 Panthers went 12-2 and won the NCAA Division II National Championship in his first season. He was inducted into the College Football 'Hall of Fame' in August, 2000.

HEAD COACH	YEARS	TENURE	W-L-T	PCT.
Otis Caldwell	3	1899-1901	9-5-3	.618
Thornton Smallwood	1	1902	2-4	.333
Thomas Briggs	1	1903	5-2-2	.666
Joseph Brown	6	1904-09	18-14-7	.551
Harold Railsback	1	1910	2-3-1	.420
Charles Lantz	25	1911-34, 1944	96-65-13	.589
Winfield Angus	1	1935	1-7	.125
Gilbert Carson	5	1936-37, 1939-41	17-19-3	.474
Harold Ave	1	1938	5-3	.625
Clayton Miller	1	1942	1-6	.143
James Goff	1	1945	2-3-2	.429
Maynard O'Brien	9	1946-50, 1952-55	27-50-1	.353
Rex Darling	1	1951	4-2-2	.625
Keith Smith	1	1956	2-7	.222
Ralph Kohl	8	1957-64	17-49-2	.265
Clyde Biggers	7	1965-71	18-43-2	.302
Jack Dean	3	1972-74	6-24-1	.210
John Konstantinos	3	1975-77	9-21-2	.313
Darrell Mudra	5	1978-82	47-15-1	.754
Al Molde	4	1983-86	32-15	.681
Bob Spoo	24	1987-2011	144-131-1	.524
* Mark Hutson	1	2006	8-5	.615
Dino Babers	1	2012	7-5	.583

TOTALS 109 479-498-43490

* Hutson served as acting head coach for the 2006 season as head coach Bob Spoo missed the season with a medical surgery.

O'Brien Field, home for Panther football, is a 10,000 seat stadium with Pro-Grass artificial turf that was installed in 2004.

The stadium was named after the late **Maynard 'Pat' O'Brien**, former football, track and cross country coach and one of ten charter members of EIU's 'Hall of Fame'.

Originally constructed in 1970, a \$2 million 'Reach for the 21st Century' renovation was completed in 1999 with new offices added for coaches, meeting and video rooms, locker room, expanded weight room and athletic training facilities.

Since the stadium first opened in 1970, six NCAA football post-season tournament playoff games have been held here. The Illinois High School Association annually hosts

its boys and girls state track and field meets here, which features nearly 5,000 competitors and over 15,000 spectators. A regional Special Olympics is also held in the stadium each spring.

The stadium served as the summer home for the former St. Louis Cardinals football team in 1976 & 1977 and again from 1982-87. The 'Brighten O'Brien' capital project added lights and another level onto the press box in 1986.

In the summer of 2008 the team locker room was renovated in the summer of 2009 a state of the art video/audio scoreboard was installed in the north end zone.



PANTHER HOMECOMING HISTORY ... 48-39-8 OVERALL

1915.....W.....52-6.....Shurtliff	1949.....L.....0-14.....Western Illinois	1982.....W.....18-0.....Akron
1916.....W.....19-7.....Southern Illinois	1950.....W.....21-7.....Southern Illinois	1983.....W.....21-20.....Youngstown State
1917.....W.....13-7.....Illinois State	1951.....W.....27-21.....Northwest Missouri	1984.....L.....40-48.....Southern Illinois
1918..........No game	1952.....L.....7-22.....Southern Illinois	1985.....W.....21-14.....Illinois State
1919.....L.....0-32.....Millikin	1953.....L.....2-7.....Northeast Missouri	1986.....W.....31-30.....Northern Iowa
1920.....L.....7-20.....Illinois State	1954.....L.....6-20.....Southern Illinois	1987.....W.....20-14.....Indiana State
1921.....W.....28-0.....Rose Poly	1955.....W.....33-13.....Indiana State	1988.....L.....15-17.....Northern Iowa
1922.....T.....0-0.....Illinois State	1956.....L.....21-29.....Evansville	1989.....W.....21-17.....Akron
1923.....W.....23-0.....Southern Illinois	1957.....L.....13-21.....Western Illinois	1990.....W.....31-22.....Indiana State
1924.....W.....3-0.....Illinois State	1958.....L.....8-29.....Southern Illinois	1991.....W.....37-28.....Illinois State
1925.....L.....0-13.....Evansville	1959.....L.....6-38.....Northern Illinois	1992.....W.....31-28.....Indiana State
1926.....L.....0-13.....St. Louis (JV)	1960.....L.....8-52.....Southern Illinois	1993.....T.....17-17.....Illinois State
1927.....W.....14-2.....Southern Illinois	1961.....T.....20-20.....Northern Illinois	1994.....L.....7-19.....Northern Iowa
1928.....W.....19-0.....Illinois State	1962.....L.....7-28.....Hope College	1995.....W.....31-10.....Illinois State
1929.....W.....7-6.....Indiana State	1963.....L.....0-43.....Northern Illinois	1996.....L.....28-35.....Murray State
1930.....W.....23-0.....Western Illinois	1964.....L.....23-25.....Indiana State	1997.....W.....42-14.....Austin Peay
1931.....L.....0-6.....Southern Illinois	1965.....L.....8-28.....Western Illinois	1998.....L.....22-36.....Illinois State
1932.....L.....0-40.....Millikin	1966.....T.....0-0.....Illinois State	1999.....L.....7-14.....Tennessee Tech
1933.....L.....6-23.....Illinois State	1967.....W.....12-7.....Western Illinois	2000.....W.....33-19.....Tennessee State
1934.....W.....19-0.....Indiana State	1968.....L.....28-37.....Bradley	2001.....W.....12-0.....Southeast Missouri
1935.....L.....0-13.....Illinois State	1969.....L.....6-44.....Western Illinois	2002.....W.....25-24.....Eastern Kentucky
1936.....W.....13-0.....Indiana State	1970.....L.....20-29.....Illinois State	2003.....W.....29-12.....Tennessee Martin
1937.....T.....0-0.....Illinois State	1971.....W.....32-21.....SW Missouri	2004.....W.....24-9.....Murray State
1938.....L.....0-18.....Western Illinois	1972.....L.....11-39.....Illinois State	2005.....W.....53-22.....Eastern Kentucky
1939.....T.....0-0.....Illinois State	1973.....W.....34-14.....St. Joseph's	2006.....W.....20-10.....Murray State
1940.....W.....25-6.....Southern Illinois	1974.....W.....14-9.....Illinois State	2007.....W.....29-23.....Tennessee Martin
1941.....L.....0-19.....Illinois State	1975.....T.....3-3.....Western Illinois	2008.....W.....24-21.....Southeast Missouri
1942.....L.....0-45.....Western Illinois	1976.....L.....10-30.....Northern Michigan	2009.....W.....23-15.....Tennessee Tech
1943..........No game	1977.....L.....14-24.....Wayne State	2010.....L.....28-38.....Murray State
1944.....L.....7-40.....Illinois Wesleyan	1978.....W.....42-7.....Illinois State	2011.....L.....23-24.....UT Martin
1945.....T.....0-0.....Southern Illinois	1979.....W.....39-21.....Northern Michigan	2012.....W.....31-28.....Jacksonville State
1946.....L.....13-26.....Illinois State	1980.....W.....31-14.....Illinois State	
1947.....W.....13-6.....Illinois State	1981.....W.....20-8.....Western Illinois	
1948.....W.....15-6.....Northern Illinois		

41-YEAR HOME RECORDS

1970.....1-4	1994.....4-2
1971.....4-1	1995.....6-0
1972.....0-5	1996.....3-2
1973.....2-4	1997.....4-1
1974.....3-2	1998.....3-3
1975.....2-1-2	1999.....1-4
1976.....3-3	
1977.....1-3	2000.....5-0
1978.....7-0	2001.....5-1
1979.....4-3	2002.....5-0
	2003.....3-3
1980.....7-0	2004.....3-2
1981.....5-1	2005.....4-2
1982.....7-0	2006.....5-1
1983.....5-1	2007.....3-2
1984.....4-2	2008.....3-2
1985.....5-1	2009.....3-2
1986.....7-1	
1987.....3-2	2010.....1-4
1988.....4-2	2011.....1-4
1989.....6-0	2012.....5-0
	TOTAL 159-77-3

1990.....3-2
1991.....4-1
1992.....4-1
1993.....1-2-1

TOP TEN HOME ATTENDANCE

12,600 Parents Weekend 11/9/80
EIU 14.....Northern Iowa 9
12,547 Parents Weekend 11/5/83
EIU 12.....Southwest Missouri 3
12,425 Parents Weekend 11/13/82
EIU 73.....Kentucky State 0
12,000 Parents Weekend 11/3/79
EIU 21.....Youngstown State 49
11,856 Parents Weekend 11/1/86
EIU 64.....Winona State 0
11,628 Family Weekend 10/27/01
EIU 52.....Tennessee State 49
11,485 Parents Weekend 11/7/87
EIU 27.....Southern Illinois 32
11,321 Family Weekend 10/31/98
EIU 21.....Tennessee State 27
11,271 Family Weekend 10/3/09
EIU 31.....Eastern Kentucky 36
11,052 Homecoming 10/11/86
EIU 31.....Northern Iowa 30

DR. WILLIAM PERRY **EASTERN ILLINOIS UNIVERSITY PRESIDENT**



William L. Perry began serving Eastern Illinois University as president on July 1, 2007, following 36 years of service to higher education in Texas.

Perry, who was born and raised in the Midwest, received his M.A. and Ph.D. degrees from the University of Illinois, Urbana-Champaign. In his subsequent career at Texas A&M University, he proceeded through the tenured faculty ranks in mathematics, and then served in increasingly responsible administrative roles involving multiple areas of budget, personnel and planning for the university, academic affairs and facilities. While at Texas A&M, he received recognition for his service in teaching and in administration.

As an undergraduate, Perry attended Park College in Parkville, Missouri, where he majored in mathematics and history, and played basketball. In 1999, he received the Distinguished Alumnus Award from Park.

Perry serves on the Charleston Area Chamber of Commerce Board, Coles Together Board of Directors, and the Board of Directors of Sarah Bush Lincoln Health Center.

Bill and his wife, Linda, reside in Charleston.

BARBARA BURKE **EASTERN ILLINOIS ATHLETIC DIRECTOR**



Barbara Burke enters her sixth year as the athletic director at Eastern Illinois University. Working on a master plan for the Panthers Athletic Department, Burke made an immediate impact in her first season with several facility enhancement projects including new graphics in Lantz Arena. In year two she secured funding and installed a video scoreboard at O'Brien Field, updated locker rooms for several sports teams and added new fencing on the baseball, soccer and softball fields.

In February 2010 Burke unveiled the Panthers Blueprint for Success as a campaign for athletic facility enhancement. As part of that campaign the Panthers have renovated the Lantz Arena Lobby to create the Baker/Warmouth Hall of Champions and added a new outdoor track and football playing surface for the 2012 season. The Bob Spoo campaign kicked off in the fall of 2011 and those funds will assist in the renovation of the O'Brien Athletic Training Facility and the strength training facility. In her tenure at EIU Burke has helped oversee growth in the Panther Club both in actual funds raised and membership as the department completed a successful 2,010

members in 2010 campaign and continues to grow its membership on an annual basis.

Under Burke's direction the Panthers have won three Ohio Valley Conference Commissioner's Cups in the five years that the award for overall OVC excellence has been awarded. In 2013 EIU won its third OVC Commissioner's Cup as the program had six teams win regular season conference championships, the highest total since EIU joined the OVC in 1996. EIU has also won the OVC Commissioner's Cup in 2010 and 2011. The other two years EIU placed second in the Cup standings.

She assumed her duties as the ninth full-time athletic director in the Panthers 109 years of athletic competition on June 1, 2008.

Burke spent the previous 10 years at Wyoming, serving in a variety of capacities since first joining the staff in March 1998. Since July 2006, she has served as the deputy director of athletics and senior women's administrator. In that role, she helped to oversee strategic planning for the department, as well as the day-to-day operations of Wyoming's 17-sport, \$19 million athletic program.

In addition to her years of service at Wyoming as a senior administrator, Burke has had athletic administration experience at the University of Texas at El Paso (1997-98), Marshall University (1994-97), and West Virginia State University (1992-94). During stints at Wyoming and UTEP, Burke was named interim athletic director at the institutions, serving as both schools made transitions to new athletic directors.

A member of the National Association of Collegiate Directors of America (NACDA) and National Association of Collegiate Women Athletic Administrators (NACWAA), Burke has served on numerous athletic committees, including the NCAA Division I Women's Basketball committee (2005-07), Mountain West Conference Championship committee (2004), and Southern Conference Softball Sports/Tournament committee (1995-96). She served as Wyoming's representative on the Mountain West Conference transition team as the new league was formed in 1998.

In September 2010 Burke was selected to serve on the NCAA Women's Basketball Rules Committee and she was selected the committee chair in August 2012. In addition to the NCAA Women's Basketball Rules Committee, Burke is currently serving a five year term on the NCAA Division I Championship/Sports Management Cabinet and is in her second term serving as a member of the FCS Central Regional Football Advisory committee.

Burke also brings years of coaching and playing experience to Eastern Illinois. She was a four-year member of both the softball and basketball teams at Western Michigan University (1976-80), leading the Broncos to the Women's College Softball World Series in 1980. She was inducted into the WMU Hall of Fame in 1988.

A native of Kalamazoo, Mich., Burke started her coaching career at Kalamazoo Central High School, with her first collegiate coaching job coming in 1980 as the head softball coach and assistant basketball coach at Tennessee Temple University. She followed that with coaching stops at Clearwater Christian College in Florida, Cornerstone College in Michigan, Indiana University Southeast and West Virginia State College. Three times she was named the district coach of the year during her softball and basketball coaching career.

Burke earned a Bachelor of Science degree from Western Michigan in 1980 and a master of education degree from the University of Tennessee at Chattanooga in 1984.

MEDIA RELATIONS

RICH MOSER

Associate AD
Media & PR
(FB Contact)
rmoser@eiu.edu
(217) 581-7480 - office
(217) 508-8319 - cell

SANDY KING

Graphic Design
& Photographer
slking@eiu.edu
(217) 581-7761 - office

BART RETTBERG

Assistant Sports
Information Director
brettberg@eiu.edu
(217) 581-6408

GREG LAUTZENHEISER

Assistant Sports
Information Director
glautzenheiser@eiu.edu
(217) 581-7020

OVC WEEKLY TELECONFERENCE

Each Tuesday morning during the football season the Ohio Valley Conference conducts a weekly media teleconference with all head football coaches... Interested media members can contact the EIU or OVC sports information offices for phone number and pass code. (times central)

10:00 - Chris Hatcher, Murray State

10:07 - Watson Brown, Tennessee Tech

10:14 - Dino Babers, Eastern Illinois

10:21 - Bill Clark, Jacksonville State

10:28 - Tony Samuel, Southeast Missouri

10:35 - Kirby Cannon, Austin Peay

10:42 - Jason Simpson, UT Martin

10:49 - Ron Reed, Tennessee State

10:56 - Dean Hood, Eastern Kentucky

EIU QUICK FACTS & NUMBERS

Athletic Dept. (217) 581-2319

Athletic Dept. Fax 581-7001

Football Office 581-5031

Football Fax 581-7192

Sports Info 581-7480

Sports Info Fax 581-6434

O'Brien Press Box 581-7770

Location Charleston, Illinois

Founded 1895

Enrollment 10,417

Nickname Panthers

Colors Blue and Gray

Affiliation NCAA I-AA

Conference Ohio Valley

Stadium O'Brien (10,000)

Surface Hellas Fieldturf

Eastern Illinois University

600 Lincoln Avenue

Lantz Arena (O'Brien Field for football)

Charleston, IL 61920

LOCAL MEDIA MAILING LIST

Brian Nielsen, Sports Editor

Charleston Times-Courier
and Mattoon Journal-Gazette
100 Broadway
Mattoon, IL 61938

Mike Bradd

(radio play-by-play)
420 Crescent Drive
Mattoon, IL 61938

Sports Editor

Eastern Daily News
Eastern Illinois University
Charleston, IL 61920

Sports Director

WEIU-TV - Buzzard Bldg.
Eastern Illinois University
Charleston, IL 61920

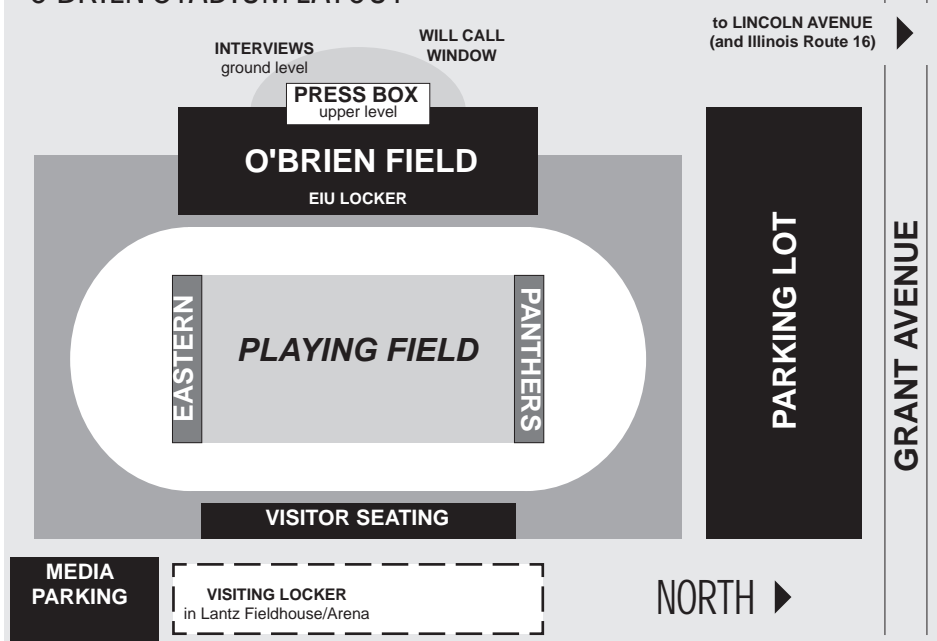
PRESS BOX SERVICES

Complete statistics packages are available at each home game. A light meal will be provided. Telephones are available for filing stories and the sports information staff will fax other materials. Wireless internet access is also available. Post-game interviews begin approximately ten minutes following the completion of game in Interview Room of O'Brien Field (see SID staff for location)

CREDENTIALS

Credentials to cover EIU football games at O'Brien Field are obtained by contacting the Sports Info Office, 2250 Lantz, Eastern Illinois University, Charleston, IL 61920. Fax at (217) 581-6434. All requests must be received on official letterhead or via email at least two days before the game. Passes not mailed will be available for pick-up at the Will Call window at O'Brien Field on the day of the game.

O'BRIEN STADIUM LAYOUT



To access media parking, enter on Fourth Street, taking a right into lot at Williams Softball Field. Media parking is located in lot next to tennis courts, field entrance is located next to lot.

PANTHER FOOTBALL RADIO NETWORK

Eastern Illinois football will once again cover a third of the state of Illinois with the EIU Panther Football Radio Network. Veteran announcer Mike Bradd returns for his 13th season as the "Voice of EIU Panther Football". He will be joined again this season by color commentator Jack Ashmore and spotter Dr. Gail Richard. Hit Mix 88.9 FM will provide the non-commercial broadcast while WRJM 1270 AM will originate the network signal. WRJM 1270 AM (Charleston, Ill.) joins additional Miller Media stations WHOW The Big 1510 AM based in Clinton, Ill., and WMKR 94.3 FM Genuine Country based in Taylorville, Ill., as part of the EIU Panther Football Radio Network. EIU will also return its weekly broadcast of Panther Sports Talk to WEIU TV with the show airing on Wednesday at 6 p.m.

All football games will be streamed on the internet at www.eiupanthers.com

hit-mix 88.9
weiu radio

Genuine Country
94.3 WMKR

THE BIG 1520
WHOW
news/ag/talk

wrjm
newstalk
107 FM/1270 AM

EASTERN ILLINOIS UNIVERSITY CAMPUS

LUMPKIN HALL

DOUDNA FINE ARTS

BOOTH LIBRARY

ALUMNI
CLOCK
TOWER

BLAIR HALL

MCAFFEE GYMNASIUM

HUMAN SERVICES CENTER

HEALTH SERVICES



ABOUT EIU:

Eastern Illinois University has a rich tradition of preparing students to accomplish their life goals through a great combination of quality academics and personal relationships.

Consistently ranked in the top third of Midwest universities in its class by U.S. News and World Report, Eastern has earned its reputation by offering a wide variety of undergraduate and graduate programs taught by an experienced and caring faculty. In addition to reasonable tuition, fees, and room and board rates, Eastern offers a textbook rental system, saving the average student hundreds of dollars per semester.

A variety of excellent on-campus housing opportunities are available on the safe, compact 320-acre campus. Student graduation and retention rates are well above state and national averages, and that success continues after students earn their degrees – year after year, Eastern ranks high in job placement, alumni satisfaction and employer satisfaction.

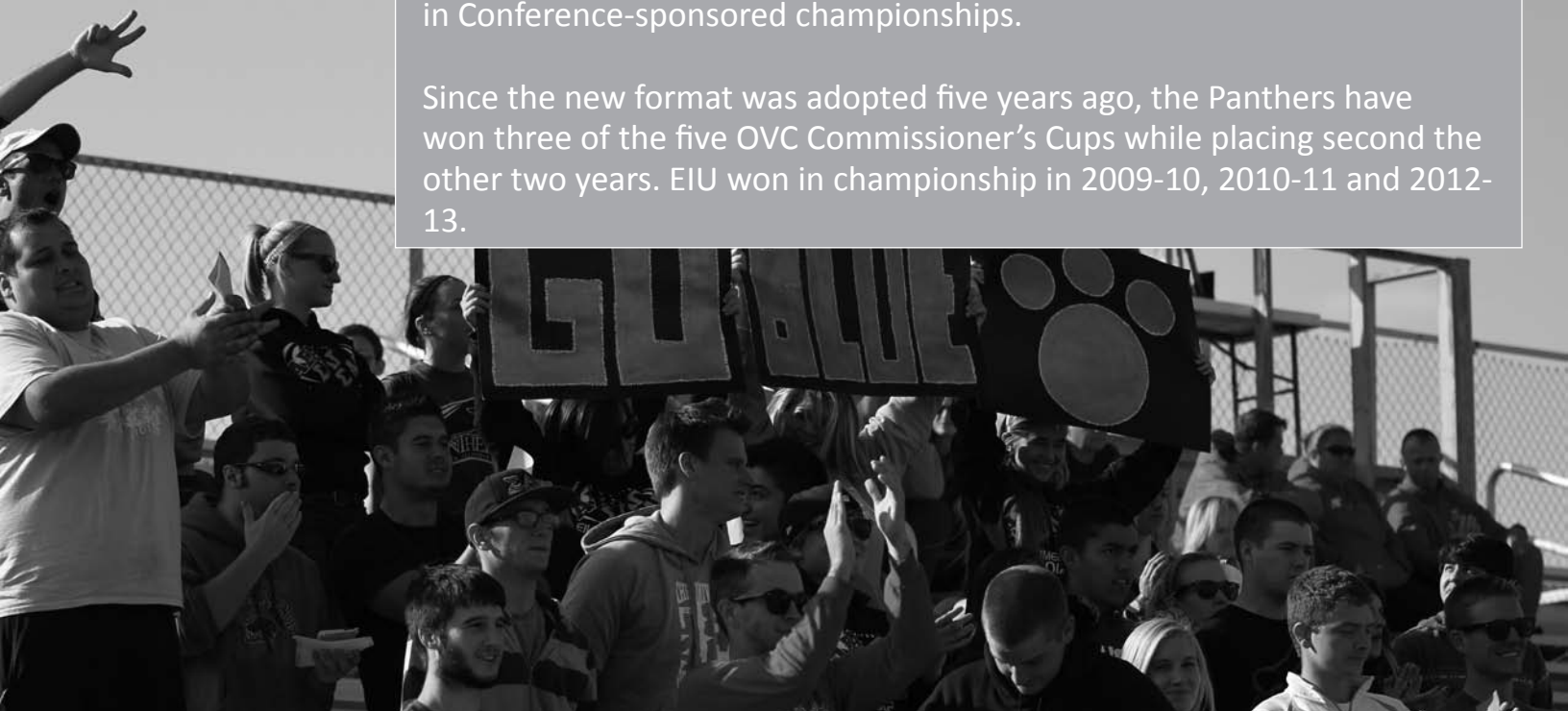
www.eiu.edu



OVC COMMISSIONER'S CUP

EIU won the OVC Commissioner's Cup for the 2012-13 school year, marking the third Cup title for the Panthers under the new format which began five years ago. The award is a symbol of overall athletic excellence in Conference-sponsored championships.

Since the new format was adopted five years ago, the Panthers have won three of the five OVC Commissioner's Cups while placing second the other two years. EIU won in championship in 2009-10, 2010-11 and 2012-13.





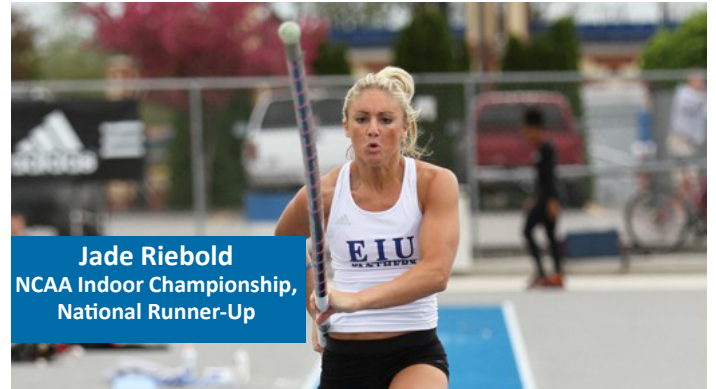
Hanna Mennenga
OVC Pitcher of the Year



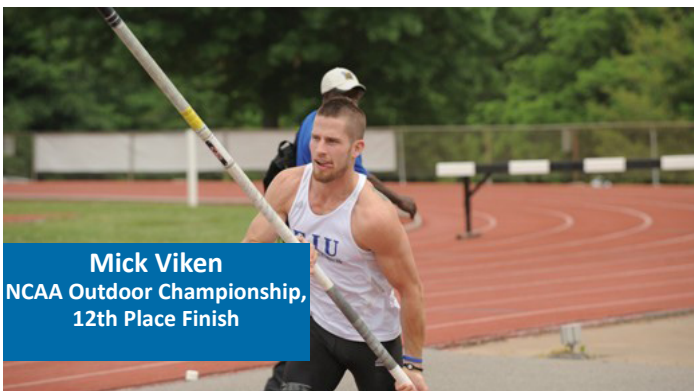
Erik Lora
OVC Player of the Year
OVC Male Athlete of the Year



Joe Greenfield
Major League Baseball
Drafted



Jade Riebold
NCAA Indoor Championship,
National Runner-Up



Mick Viken
NCAA Outdoor Championship,
12th Place Finish



Ta'Kenya Nixon
First-Team All-OVC
EIU All-Time Scoring Leader

EIU IN 2012-13

4 - OVC Coaches of the Year

59 - All-Conference Athletes

150 - Academic All-Conference Athletes

4 - National Postseason Appearances

6 - OVC Team Conference Titles

4 - All Americans



Tony Romo
Quarterback
Dallas Cowboys

NOTABLE ALUMNI



Sean Payton
Head Coach
New Orleans Saints



Mike Shanahan
Head Coach
Washington Redskins




Dan Steele
USA Olympian - Bobsled
Bronze Medalist - 2012 Olympics



Matt Hughes
UFC World Champion



Schellas Hyndman
Head Coach
FC Dallas



John Craft
USA Olympian - Triple Jump
1972 Olympics



Kevin Duckworth
Two-Time NBA All-Star



Marty Pattin
MLB All-Star

EIU NOTABLE ALUMNI

Eastern Illinois University has produced countless professional athletes ranging from Major League Baseball to the National Football League and the National Basketball Association. A number of former Panther athletes have even been decorated Olympians. For a complete listing of former Panthers who have played or are currently playing professionally, visit www.eiupanthers.com