



3 BRIAN SULLIVAN

5 JORDAN BARHAM

14 MATT WILLIAMS

2015-16

DAVIDSON

MEN'S BASKETBALL MEDIA GUIDE



The Harry L. Vance Athletic Center

The facility was officially dedicated Nov. 15, 2015

- ◆ \$13.3 million dollar facility
- ◆ 50,000 square-foot space
- ◆ Practice courts for men's and women's basketball, and volleyball
- ◆ Locker rooms, team rooms and film rooms for men's and women's basketball
- ◆ Administrative offices for men's and women's basketball
- ◆ Cheryle Williamson Center for Dance with two studios, office space and storage
- ◆ Red Ventures Athletic Club for hospitality and team meeting space
- ◆ Enhanced Nisbet Hall of Fame
- ◆ New ticket office with internal and external ticket windows
- ◆ New gameday main entrance easily accessible from the parking lot
- ◆ Expanded Basil Boyd Training Room



TABLE OF CONTENTS

GENERAL INFORMATION

Table of Contents.....	1
Schedule.....	2
Quick Facts.....	3
Media Information.....	3



WILDCAT EXPERIENCE

This is Davidson.....	4-5
Academic Success.....	6-7
Surrounding Area.....	8-9
March Madness.....	10-11
John M. Belk Arena.....	12-13
Strength & Conditioning.....	14-15
International Pipeline.....	16-17

MEET THE WILDCATS

2015-16 Season Preview.....	18-23
2015-16 Rosters.....	24
Returning Player Profiles.....	26-42
Newcomer Profiles.....	43-45



COACHING STAFF

Bob McKillop.....	46-51
McKillop's Coaching Tree.....	52
McKillop's Graduates.....	53-55
Matt McKillop.....	56
Ryan Mee.....	57
Will Reigel.....	58
Abe Woldelessie.....	59
Will Thoni.....	60
Sport Staff.....	61

2014-15 SEASON REVIEW


2014-15 Results.....	62
2014-15 Statistics.....	63
Atlantic 10 Standings.....	64
Game Recaps/Box Scores.....	65-81

HISTORY & TRADITION

History.....	82-84
Coaching History.....	85
All-Time Lettermen.....	86-89



All-Americans.....	90-91
Wildcats in the Pros.....	92
Honors and Awards.....	93-95
National Rankings.....	96-97



RECORD BOOKS

1,000 Point Club.....	98-104
Individual Records.....	105-119
Team Records.....	120-123
Year-By-Year Leaders.....	124-126
All-Time Series Results.....	127-131
Versus Nationally Ranked.....	132
Game-by-Game Results.....	133-157



POSTSEASON HISTORY

Conference Tournaments.....	158-160
Post Season Appearances.....	161
2015 NCAA Team.....	162-163
2014 NIT Team.....	164-165
2013 NCAA Team.....	166-167
2012 NCAA Team.....	168-169
2011 CBI Team.....	170-171
2009 NIT Team.....	172-173
2008 NCAA Team.....	174-177
2007 NCAA Team.....	178-179
2006 NCAA Team.....	180-181
2005 NIT Team.....	182-183
2002 NCAA Team.....	184
1998 NCAA Team.....	185
1996 NIT Team.....	186
1994 NIT Team.....	187
1986 NCAA Team.....	188
1972 NIT Team.....	189
1970 NCAA Team.....	190
1969 NCAA Team.....	191-192
1968 NCAA Team.....	193
1966 NCAA Team.....	194-195

DAVIDSON ADMINISTRATION

President Carol Quillen.....	196
Athletic Director Jim Murphy.....	197
Support Staff/Head Coaches.....	198
Atlantic 10 Conference.....	199

TV/RADIO ROSTER

Television/Radio Roster.....	200
------------------------------	-----

CREDITS: Special Thanks: Davidson Sports Information and the men's basketball team would like to extend a special thanks to John Kilgo, "Voice of the Wildcats," for all his contributions to the 2015-16 media guide. Cover Design: Davidson Sports Information; Written By: John Kilgo, Joey Beeler and Marc Gignac. Photography: Tim Cowie (DavidsonPhotos.com), Todd Drexler (Sideline Sports), Brian Westerholt (Sports on Film), Willis Glasgow (WG Sports Photo), Bill Giduz, Dennis Hubbard and the Sport Information archives. Printer: Cover2Group, Mooresville, North Carolina.

2015-16 SCHEDULE

DATE	OPPONENT	LOCATION	TIME
Nov. 7	LENOIR-RHYNE (EXH.)	DAVIDSON	2:00
Nov. 14	UCF	DAVIDSON	7:30
Nov. 21	COLL. OF CHARLESTON	DAVIDSON	1:00
Nov. 23	MERCER	DAVIDSON	7:00
Nov. 28	DENISON	DAVIDSON	2:00
Dec. 1	at Charlotte	Charlotte, N.C.	7:00
Dec. 6	at North Carolina (ESPNU)	Chapel Hill, N.C.	6:00
Dec. 9	EASTERN WASHINGTON!	DAVIDSON	8:30
Dec. 12	WESTERN CAROLINA!	DAVIDSON	7:00
Dec. 20	vs. Pittsburgh# (ESPNU)	New York, N.Y.	12:00
Dec. 23	MOREHEAD STATE!	DAVIDSON	1:00
Dec. 28	at California	Berkeley, Calif.	9:00
Jan. 2	at St. Bonaventure* (ASN)	Olean, N.Y.	8:00
Jan. 6	DUQUESNE*	DAVIDSON	7:00
Jan. 9	GEORGE MASON*	DAVIDSON	7:00
Jan. 12	at Dayton* (CBSSN)	Dayton, Ohio	8:00
Jan. 16	MASSACHUSETTS*(NBCSN)	DAVIDSON	12:30
Jan. 20	at Saint Louis*	Saint Louis, Mo.	8:00
Jan. 23	at Richmond* (NBCSN)	Richmond, Va.	12:30
Jan. 29	VCU* (ESPN2)	DAVIDSON	6:00
Feb. 3	at George Washington* (ASN)	Washington, D.C.	7:00
Feb. 6	at Duquesne* (NBCSN)	Pittsburgh, Pa.	12:30
Feb. 10	LA SALLE*	DAVIDSON	7:00
Feb. 13	at George Mason*	Fairfax, Va.	4:00
Feb. 16	RICHMOND* (ASN)	DAVIDSON	7:00
Feb. 20	SAINT JOSEPH'S* (NBCSN)	DAVIDSON	2:00
Feb. 23	RHODE ISLAND* (CBSSN)	DAVIDSON	6:00
Feb. 27	at Fordham*	Bronx, N.Y.	2:00
March 2	at VCU* (CBSSN)	Richmond, Va.	7:00
March 5	GEORGE WASHINGTON (NBCSN)*	DAVIDSON	3:30

2016 Atlantic 10 Conference Tournament

March 9	Opening Round (ASN) [^]	Brooklyn, N.Y.	TBA
March 10	Second Round (NBCSN) [^]	Brooklyn, N.Y.	TBA
March 11	Quarterfinals (NBCSN) [^]	Brooklyn, N.Y.	TBA
March 12	Semifinals (CBSSN) [^]	Brooklyn, N.Y.	TBA
March 13	Finals (CBS) [^]	Brooklyn, N.Y.	TBA

BOLD ALL CAPS Denotes Home Contest

*Denotes Atlantic 10 Opponent

All Times Listed are EST

! Denotes Gotham Classic

Denotes Gotham Classic/Madison Square Garden

[^]Brooklyn, N.Y. - Barclays Center

SPORTS INFORMATION OFFICE

Welcome to the 108th season of Davidson basketball. The 2015-16 men's basketball guide was written and designed by the Davidson Sports Information office to assist the media in its coverage of the Wildcats. The Davidson Sports Information office is located on the lower level of the Baker Sports Complex at the west end of the basketball court.

PRESS FACILITIES

The press row area at Belk Arena is located at floor level on the south side. The shooting area for photography is located under the baskets at each end of the court.

CREDENTIALS

Press credentials are mailed for the entire season or one week in advance of the desired game. Credentials obtained by late arrangements may be picked up at the press entrance on the lower level of Baker Sports Complex. Please contact Joey Beeler at 704-894-2217 or jobeeler@davidson.edu at least one day before the game to obtain credentials. Photography passes are limited to daily newspaper, national magazine, student newspaper, wire service, television and team photographers.

RADIO BROADCASTS

Stations originating broadcasts of Davidson basketball games receive courtside locations at Belk Arena. Contact Joey Beeler at 704-894-2217 or jobeeler@davidson.edu at least one week before the game to make arrangements for this service.

POSTGAME INTERVIEWS

After a 10-minute cooling-off period, postgame interviews will be conducted in the press room located on the west end of Belk Arena. The locker room is closed to the media. The policy for visiting teams will be set by the coach or SID from that school.

PLAYER INTERVIEWS

Except for postgame situations, interviews with players must be arranged through the Sports Information office by contacting Joey Beeler at 704-894-2217 or jobeeler@davidson.edu. Interviews will be arranged at times which do not interfere with a student's academic or practice schedule. No interviews will be granted prior to a contest on game day. We ask you to observe this policy.

COACH MCKILLOP

Except for postgame situations, interviews with Coach McKillop must be arranged through the Sports Information office by contacting Joey Beeler at 704-894-2217 or jobeeler@davidson.edu. No interviews

MEDIA INFORMATION

QUICK FACTS

Name of School	Davidson College
City/Zip	Davidson, N.C. 28035
Founded	1837
Enrollment	1,900
Nickname	Wildcats
Colors	Red (PMS 186) and Black
Home Arena/Capacity	John M. Belk Arena /5,295
Court Name	McKillop Court
Press Row Phone	704-894-SCOR (7267)
Affiliation	NCAA Division I
Conference	Atlantic 10
President	Carol Quillen, University of Chicago '83
Athletics Director	Jim Murphy, Davidson '78
Faculty Athletic Rep.	Fred Smith
Website	DavidsonWildcats.com
Twitter	@DavidsonWildcat @DavidsonMBB

STAFF

Head Coach	Bob McKillop, Hofstra '72
Record at Davidson (Years)	496-300 (26)
Career Record	Same
Assistant Coach	Matt McKillop
Assistant Coach	Ryan Mee
Assistant Coach	Will Reigel
Director of Operations	Abe Woldelessie
Assistant for Program Development	Will Thoni
Administrative Assistant	Susan Mercer

HISTORY

First Year of Men's Basketball	1907-08
All-Time Record	1377-1169
NCAA Tournament Appearances (Last)	13 (2015)
NCAA Tournament Record	8-14
NIT Appearances (Last)	6 (2014)
NIT Record	3-6
CBI Appearances (Last)	1 (2011)
CBI Record	1-1

TEAM INFORMATION

2014-15 Overall Record	24-8
2014-15 Atlantic 10 Record (Place)	14-4 (First)
Lettermen Returning/Lost	13/2
Starters Returning/Lost	4/1
Newcomers	3

will be granted prior to a contest on game day.

GAME INFORMATION

Prior to the game, Davidson furnishes programs, statistics and rosters in the press room. Game services include halftime box scores and final box scores. Refreshments are available in the press room at Belk Arena.

THIS IS DAVIDSON

A black and white photograph of the E.H. Little Library, a long, classical-style building with a series of tall columns and a pedimented roof. The building is surrounded by trees and a well-maintained lawn.

E.H. LITTLE LIBRARY



DAVIDSON COLLEGE FAST FACTS

- ◆ Located in Davidson, N.C., 20 miles North of Charlotte
- ◆ 450-acre main campus; 106-acre Lake Campus
- ◆ 1,900 students (950 male, 950 female)
- ◆ Students from 45 states and Washington, D.C.; 34 countries
- ◆ 92 percent live on campus
- ◆ More than 96 percent return for sophomore year
- ◆ 10:1 student to faculty ratio
- ◆ Average class size: 15
- ◆ 162 full-time faculty; 98 percent with highest degree
- ◆ 20 majors, 12 academic concentrations and interdisciplinary studies
- ◆ Competing in 21 sports at NCAA Division I level
- ◆ Over 70 percent of graduates participated in study abroad
- ◆ Endowment: \$682.5 million as of June 30, 2015

DAVIDSON COLLEGE FAST FACTS

- ◆ All courses at Davidson are taught by faculty, 98 percent with the highest degrees available in their fields.
- ◆ More than one-quarter of all Davidson students study abroad. Davidson sponsors programs in more than 10 countries.
- ◆ Davidson is governed by an Honor Code. All tests are self-scheduled and unproctored, the library operates without a security check and the student Honor Council arbitrates alleged Honor Code offenses.
- ◆ Within five years of graduation, the majority of Davidson alumni are pursuing graduate study.
- ◆ Nearly one-quarter of Davidson students participate in NCAA Division I athletics.
- ◆ Through the Davidson Trust, Davidson became the first liberal arts college to eliminate loans in financial aid packages.
- ◆ Davidson's graduation and retention rates are among the highest in the country.
- ◆ Alumni support for the college is among the highest in the country, demonstrating confidence, respect, loyalty and love for alma mater.



BAKER SPORTS COMPLEX



ALVAREZ STUDENT UNION



KNOBLOCH CAMPUS CENTER

ACADEMIC SUCCESS



ACADEMIC EXCELLENCE

Davidson students explore the liberal arts curriculum in depth and enjoy close faculty collaboration. With 1,950 students, the college is large enough for a diverse intellectual engagement but small enough to foster individual experience. Davidson offers over 850 courses and supports 21 majors and 12 academic concentrations. Students may participate in pre-law, pre-medicine, pre-dentistry or dual-degree engineering programs or may design their own independent study classes or interdisciplinary majors. Students may also apply for funds to support research and travel, and many opportunities exist for summer research positions with Davidson faculty. Personal relationships with professors and classes limited to 30 students allow for the development of creative, collaborative relationships, resulting in a unique academic experience. With the Dean Rusk International Studies Program, 12 Davidson-directed study abroad programs and off-campus study programs in 17 locations worldwide, more than 70 percent of students graduate with experience abroad.

WELL-KNOWN ALUMNI

National

Roger Brown '78, Berklee College of Music president
Patricia Cornwell '79, Internationally-known crime fiction writer
Martin Eakes '76, head of Self-Help Credit Union
Wyche Fowler '62, former U.S. Congressional rep. and U.S. ambassador to Saudi Arabia
Anthony Foxx '93, U.S. Secretary of Transportation; former Charlotte Mayor
Jim Haynes '79, Legal Counsel, Department of Defense
Ken Krieg '83, Executive Secretary to Senior Executive Council, Department of Defense
Tom Marshburn '82, NASA, Astronaut on Endeavor in July of 2009
Paul Leonard '62, former chair of the board, Habitat for Humanity International
Sheri Reynolds '89, novelist
Dean Rusk '36, former U.S. Secretary of State
Steve Salyer '72, head of Salzburg Institute
Tony Snow '77, former White House Press Secretary
John Spratt '64, U.S. Congressional representative from S.C.
Todd Thomson '82, CFO, Citigroup, Inc.
William Winkenwerder '76, Assistant Secretary of Defense for Health Affairs

Regional


John Belk '43, former Charlotte Mayor and business leader
Janet Ward Black '83, President, North Carolina Trial Lawyers Association
Dan Clodfelter '72, Mayor of Charlotte, Attorney
Edward Crutchfield '62, former CEO, First Union bank
Jim Holshouser '56, former N.C. Governor
Elizabeth Kiss '83, President, Agnes Scott College
Jim Martin '57, former N.C. Governor
Doug Oldenburg '56, former Presbyterian Church moderator
Thomas Ross '72, President of the University of North Carolina system



SURROUNDING AREA

CHARLOTTE, N.C. -- DID YOU KNOW?

- ◆ Charlotte is one of the largest cities in the South, with over 800,000 people in the city and 1.5 million in the greater-Charlotte area.
- ◆ Charlotte is a National sports hub, home of the NFL's Carolina Panthers, NASCAR's Lowe's Motor Speedway and Hall of Fame, NBA's Charlotte Hornets, the Charlotte Knights -- Triple-A affiliate of the Chicago White Sox, and the Charlotte Checkers -- ECHL affiliate of the NHL's Carolina Hurricanes. The "Queen City" also hosts one of the PGA Tour's top events, The Wells Fargo Championship.
- ◆ Charlotte is the 2nd largest financial center in the United States with some of the nation's largest banks, such as Bank of America and Wells Fargo.
- ◆ Charlotte Douglas International Airport is one of the busiest airports in the country with over 640 daily departures and non-stop service to over 125 destinations.
- ◆ You can get to either the Blue Ridge Parkway or the Atlantic Ocean in just over two hours.



CHARLOTTE MOTOR SPEEDWAY




CHARLOTTE CONVENTION CENTER

LAKE NORMAN



**DOWNTOWN
CHARLOTTE**





NCAA

NCAA

NCAA

TOURNAMENT

1970

TOURNAMENT

1986

TOURNAMENT

2007

ELITE 8


2008

2012

MARCH MADNESS



2008



2013



2015



2008



2012



BAKER SPORTS COMPLEX

The Baker Sports Complex is the centerpiece of the Wildcats' athletics facilities and the heart of Davidson basketball. In addition to the 5,295-seat John M. Belk Arena, the complex includes the Carl and Louise Knobloch Tennis Center, Cannon Natatorium, Dickson Administrative Wing and Finley Education Center, plus the Charles W. Parker Wrestling Room, a weight room, sports medicine center, four racquetball courts and one squash court. It also houses the athletic department offices.

Named in honor of the late John M. Belk '43 — a former captain of the Wildcats' teams, a Davidson College trustee for more than 15 years and former mayor of Charlotte, Belk Arena is the home of the men's basketball program at Davidson College. Twelve NCAA Tournament banners, numerous Southern Conference championship pennants, five NIT flags and retired jerseys with the names Hetzel, Snyder, Gerdy, Cobb and Rucker hang from the rafters that reflect Davidson's proud basketball history.

On February 1, 2014, the basketball court inside John M. Belk Arena was named "McKillop Court", an honor Davidson College officials formally presented celebrating Bob McKillop's 25th season.

The Wildcats have enjoyed tremendous success in Belk Arena, posting a winning record on their home court for the past 23 seasons — including a perfect 13-0 slate in 2003-04 and 12-0 in 2007-08. The Wildcats have won 150 of 176 home games over the last 12 seasons and currently boast a 258-75 (.774) overall record in Belk Arena.

As the Wildcats have hosted some of the nation's top teams, including opponents from the ACC, SEC, Big East, Atlantic 10 and Conference USA, Belk Arena has become a sanctuary for the 'Cats.



THERE'S NO PLACE LIKE HOME

YEAR	BELK ARENA			OVERALL		
	W	L	PCT.	W	L	PCT.
1989-90	3	10	.231	4	24	.143
1990-91	6	7	.462	10	19	.345
1991-92	8	6	.571	11	17	.393
1992-93	10	4	.714	14	14	.500
1993-94	12	1	.923	22	8	.733
1994-95	9	4	.692	14	13	.519
1995-96	13	1	.929	25	5	.833
1996-97	10	4	.714	18	10	.643
1997-98	10	3	.769	20	10	.667
1998-99	9	2	.818	16	11	.593
1999-00	9	3	.750	15	13	.536
2000-01	9	4	.692	15	17	.469
2001-02	11	2	.846	21	10	.677
2002-03	11	2	.846	17	10	.630
2003-04	13	0	1.000	17	12	.586
2004-05	11	3	.786	23	9	.719
2005-06	14	1	.933	20	11	.645
2006-07	13	1	.929	29	5	.853
2007-08	12	0	1.000	29	7	.806
2008-09	12	3	.800	27	8	.771
2009-10	10	4	.714	16	15	.516
2010-11	10	3	.769	18	15	.545
2011-12	13	2	.867	25	8	.757
2012-13	12	1	.923	26	8	.764
2013-14	8	4	.667	20	13	.606
2014-15	14	1	.933	24	8	.750
TOTALS	272	76	.781	496	300	.623

BELK ARENA HOME OF THE WILDCATS

STRENGTH AND CONDITIONING



Greg Honeychuck is in his second season as Davidson's head strength & conditioning coach.

Prior to taking over Davidson's head strength and conditioning position, Honeychuck joined the South Florida strength and conditioning staff in January of 2011. As associate director, he coordinated and directed strength and conditioning programs for USF's football summer training, while also assisting the program during the regular season. Honeychuck also directed the strength and conditioning programs for baseball and volleyball.

Before working at South Florida, Honeychuck was a graduate assistant and then moved into an assistant strength and conditioning coaching position with the East Carolina Pirates, where he was the coordinator for women's volleyball and assisted with football and baseball.

Honeychuck received his bachelor's degree in 2008 in health science with a minor in coaching from Lock Haven University in Pennsylvania. He went on to earn a master's degree in exercise physiology from East Carolina University in 2010. He also completed internships during his undergrad years at Binghamton University and Penn State University.

Honeychuck is certified from the NSCA-CSCS, CSCCa-SCCC as well as having his Under Armour Combine 360 certification.





PROFESSIONAL PLAYERS

Chris Alpert '96; France
Pete Anderer '03; Germany
Ryan Ansel '14; Ireland
Will Archambault '10; Ireland
Billy Armstrong '98; Belgium, Kosovo
Frantisek Babka; Czech Republic
Wayne Bernard '03; Israel, Greece, France, Sweden, Germany
Michael Bree '02; France, Germany, Sweden, Poland
De'Mon Brooks '14; Italy
Nik Cochran '13; Spain, Holland
Jake Cohen '13; Israel, Greece
Stephen Curry; NBA
Chris Czerapowicz '14; Italy, Sweden
Mark Donnelly '98; Italy
Tom Droney '14; Estonia
Ben Ebong '99; Australia, Argentina, Germany, Spain, CBA, Belgium
Jouni Eho '04; Finland
Emeka Erege '02; France, Germany
Narcisse Ewodo '97; France, Italy, Germany
Franco Ferroni; Italy
Conor Grace '05; Italy, France, Greece, Sweden
Kenny Grant '06; France, Poland, Romania, Sweden
Davor Halbauer '00; Ireland, Croatia
Quinn Harwood '96; CBA
Chadd Holmes '99; Ireland, France
Martin Ides '02; Czech Republic, Greece, Germany, Italy
Terrell Ivory '04; England
Ian Johnson '06; Spain, Sweden, Czech Republic, Hungary
Tyler Kalinoski '15; France
Landry Kosmalski '00; Sweden, France
Logan Kosmalski '05; France, Poland, Germany
Andrew Lovedale '09; France, NBDL
Ali Mackay '15; Italy
James Marsh; Germany
Stephen Marshall '00; Germany, Holland
Matt McKillop '06; Czech Republic
Boris Meno '08; Czech Republic, France
Detlef Musch '93; Germany, France, Italy
Janko Narat '94; Slovenia
Chris Pearson '02; France, Italy, Greece
Jason Richards '08; NBA, NBDL
Derek Rucker '89; NBL, Australia, El Salvador, England, Philippines, Europe
George Spain '95; Sweden
Puff Summers; England, Ireland
Ali Ton '99; Turkey
Fern Tonella '02; France
Brandon Williams '96; NBA, NBDL, CBA, ABA, France, Italy, Venezuela, Germany

INTERNATIONAL




CANADA
Will Archambault
Nik Cochran
Max Paulhus
Gosselin



MEXICO
Fern Tonella



STEPHEN CURRY



BOB MCKILLOP
TEAM USA - 2008, 2013



ENGLAND
Ben A
Chris P



IRELAND
Michael
Conor



SCOTLAND
Al



TURKEY
Mich
E

ONAL PIPELINE



ND
son
rson



ND
ree
ace



TLAND
lackay




E CONGO
Lusakueno
ris Meno

ITALY
Franco Ferroni



SWEDEN
Chris Czerapowicz
Will Magarity

FINLAND
Juoni Eho
Oskar Michelsen



CZECH REPUBLIC
Frantisek Babka
Martin Ides



SERBIA
Dusan Kovacevic



GERMANY
James Marsh
Detlef Musch



SLOVENIA
Janko Narat



CROATIA
Davor Halbauer



GREECE
Manu Giamoukis



TUNISIA
Youssef Mejri



NIGERIA
Frank Ben-Eze
Nathan Ekwu
Emeka Erege
Andrew Lovedale



TURKEY
Can Cavi
Ali Ton



CAMEROON
Ray Minleand
Narcisse Ewodo



CHRIS
CZERAPOWICZ



KENNY GRANT



2015-16 SEASON PREVIEW



The New and Old Blend Together to Usher in Davidson's Second Year in the A-10

Written By John Kilgo

Even though Bob McKillop is in his 27th season as Davidson's head coach, and the school has been playing basketball for more than 100 years, the program entering the 2015-16 season is as much about new beginnings as it is about tradition and history.

Davidson will always honor its basketball men of greatness. Coach Lefty Driesell for taking an unknown basketball program and willing it into the fertile soil of the nation's Top 10. Players such as Fred Hetzel, Dick Snyder and Mike Maloy for showing the nation that a small, private, academically demanding school could compete at basketball's highest level.

And to Stephen Curry, arguably the greatest Davidson player of all time, taking his team and school to the 2008 Elite Eight and thereby winning over the hearts of an entire nation of sports fans.

The McKillop Era, of course is ongoing. But in his 27th season as Davidson's head coach, it's almost like starting a new job. After a total of 74 years of competing in the Southern Conference, Davidson accepted a new challenge last year and joined the dynamic Atlantic 10.

And entering the school's second year in the A-10, the program stepped up considerably with the opening of the Harry L. Vance Athletic Center. The facility provides state-of-the-art basketball practice courts, offices, training facilities and meeting rooms for both the men and women's basketball teams.

"As good as it gets," McKillop says of the new

facility.

The Vance Center, as well as playing in one of the nation's most recognized basketball conferences, with the added TV exposure as well as constant media coverage from some of the nation's largest markets, make Davidson a genuine player on the national recruiting stage.

McKillop and his coaching assistants found out immediately that the benefits of being a member of the A-10 put them in recruiting competition with the leading basketball programs in the country. It's exactly what Davidson hoped for when it signed on for this new conference challenge.

Be clear about this, the 2015 Davidson team hastened the process. A program can have all the bricks and mortar in the world, all the bells and whistles, but if the coaches and players don't perform on game night, it means nothing.

The 2015 Wildcats entered their first year in the A-10 with a chip on their shoulder. In the preseason poll last year, they were picked 12th of 14 teams. They turned that into a 14-4 regular season conference record which was good for the regular season A-10 championship, as well as an at large bid to the NCAA tournament.

The new kid on the block – this small school down South – meant business. Respect was gained. This preseason, Davidson was picked third in the league.

What's new with Davidson basketball? Not much at all – and everything. As the school likes to say, "It's a great day to be a Wildcat."

2015-16 SEASON PREVIEW

The Backcourt

Davidson's immediate challenge is to overcome the graduation loss of Tyler Kalinoski, the A-10 Player of the Year last season who averaged 16.7 points, 5.7 rebounds and majored in making big plays at crunch time. Kalinoski's loss is huge, but the backcourt cupboard is far from bare.

Brian Sullivan, 6-0, senior, came to Davidson as a transfer from the program at Miami of Ohio. He was known primarily as a 3-point shooter when he arrived at Davidson, but has expanded his game in all areas.

McKillop says of Sullivan: "He's a shot maker, a big game player who loves the game's tough spots, a superb leader. He's improved all aspects of his game since coming to Davidson."

Sullivan has made himself hard to guard. If a defender sells out to take away his three, Sullivan can pull up for a mid-range jumper or take it all the way to the rim. His ballhandling and defense have improved markedly over his career.

McKillop says it's time for Sullivan to take ownership of his leadership on the team. He averaged 12.7 points a game last season while shooting 35.5 percent from beyond the arc.

Sullivan was chosen second team All A-10 in preseason voting this season.

Jack Gibbs, 6-0, junior, is a team leader and one of its most important players. He is a power point guard who befuddles defenders with his ability to shoot from the perimeter (42.5 percent on threes last season), and then if they crowd him out front, he powers to the rim with more than enough strength to finish plays among the trees.

Teams foul him at their own risk. Gibbs went to the line a team leading 118 times last season and converted 86 percent of those attempts. He was Davidson's second leading scorer at 16.2 points a game.

He had off-season ankle surgery but reported to camp ready to pick up where he left of last season. He was slowed in preseason with a wrist injury but expects to be ready when the bell rings.

McKillop says of Gibbs: "Jack hasn't missed a beat. We want him to become more of a vocal leader as well as set the tone for our team defense. He makes every player on our team better."

His stellar play last season earned him a spot on the All A-10 preseason team.



Senior Brian Sullivan



Junior Jack Gibbs

2015-16 SEASON PREVIEW

Jordan Barham, 6-5, senior, is a powerful, athletic player that is hard to contain once he decides to take it to the basket.

Says McKillop of Barham: "He had his best off-season ever. He is an improved 3-point shooter and ballhandler. His skills allow us to use him at there different positions."

When the light comes on for Barham, pay attention. It's not hyperbolic to say he's one of the hardest players in the entire A-10 to guard. A former high school football player, he plays basketball with power and fearlessness.

McKillop constantly drives home the point to Barham that he has the ability to become a defensive stopper. But to reach that goal he must improve his defensive concentration and focus.

Barham averaged 11.8 points and 6.1 rebounds a game last season while shooting an impressive 59 percent

from the field. He averaged right at 22 minutes a game last season, which should increase this season.

Jordan Watkins, 6-1, sophomore, is coming off a freshman season when he played an average of 11 minutes a game. As is true with most freshmen, he gained confidence and improved his play as the season progressed.

Says McKillop of Watkins: "Jordan had a good freshman season. Off-season shoulder surgery limited his summer work, but he's doing everything he possibly can to get better. He is a dedicated and determined athlete."

Watkins is uncommon quick with the ball on defense. He still needs to improve his strength to withstand the pounding he takes playing in the A-10. He came to Davidson from Providence Day High School, which is about a 40-minute drive from the

Davidson campus.

Oskar Michelsen, 6-9, sophomore, is a player to watch. He has a skill set that could make him one of the most exciting players in the A-10 before he graduates. He was captain of the Finnish National Team last summer and gained confidence by virtue of that leadership role.

Says McKillop of Michelsen: "He gained confidence last summer and became a vocal leader for his Finnish team. He will play a pivotal role for Davidson this season."

While still learning certain aspects of the way the game is played in America, Michelsen is fundamentally sound. He often earns praise from McKillop during practice for the way he cuts off screens and gets open for easy shot attempts.

An adept 3-point shooter, Michelsen shot 36 percent from outside in averaging 5.6 points as a freshman. His play



Sophomore Jordan Watkins

Sophomore Oskar Michelsen

2015-16 SEASON PREVIEW

ing time and point production should increase this season.

Rusty Reigel, 6-2, sophomore, is one of the most enthusiastic and energetic players on Davidson's team.

Says McKillop of Reigel: "He is a great teammate and has a terrific work ethic. He sets a good example for our younger players."

Rusty is the brother of Will Reigel, currently an assistant coach with the Wildcats. Rusty played in 12 games for the Wildcats last season.

KiShawn Pritchett, 6-6, freshman, is from nearby Lake Norman High in Mooresville, N.C. This is a talented player that has McKillop excited about his future.

Says McKillop of Pritchett: "KiShawn has tremendous potential and upside. Unfortunately, he was slowed by summer knee surgery that has affected his immediate impact on our team. But his skills and size are a perfect fit for our program."

Pritchett took part in some of Davidson's preseason practices and it is hoped that he will be well enough to play by early season.

Matt Williams, 6-1, senior, is a personable, hard working walk-on. He played sparingly in 11 games last season, but it's his work in practice that makes him such a valuable team member.

Says McKillop of Williams: "Matt is fiery, tough and competitive. He pushes and challenges our players in practice and makes them better."

Manu Giamoukis, 6-1, junior, is another walk-on who contributes greatly in practice.

Says McKillop of Giamoukis: "Manu is a leader of our scout team. He bring versatility and toughness to the court every day and makes us better."

Kamau Faines, 6-2, sophomore, is a walk-on who was a pleasant surprise and late addition to last year's team. He's a scout team member, and McKillop says of his development as a player: "He keeps getting better and better."

The Frontcourt

Jake Belford, 6-9, junior, who is finally 100 percent healthy and seemingly primed to have



Junior Jake Belford

his breakout season. He has overcome multiple injuries during his career that slowed his progress but never dampened his spirit. He played key roles last year but only in six games before a knee injury ended his season.

Says McKillop of Belford: "Jake has recovered from his injuries and is in great shape. He might have a combination of the best inside and outside skills of any player in our frontcourt. He had a sensational summer and fall, and is shooting and passing with great efficiency. We're excited about Jake."

Belford can shoot the 3-pointer effectively, passes well out of the post, and has crafty inside moves that should get him to the foul line as well as provide him some high percentage looks from the field.

Peyton Aldridge, 6-8, sophomore, stepped right in as a freshman starter last season and showed that he was up to the task. Playing with a maturity that few freshmen have, Aldridge played an average of 30 minutes a game and didn't miss a game. He averaged 9.4 points and 5.1 rebounds in establishing himself as one of the best freshmen in the A-10.

2015-16 SEASON PREVIEW



Sophomore Peyton Aldridge



Junior Andrew McAuliffe

Says McKillop of Aldridge: "Peyton won a starting job as a freshman and excelled in the role. He is tough and smart, and his strength and athleticism have improved since the end of last season. His skills are such that we will be able to use him at the wing some this year."

Like most Davidson big men, Aldridge can shoot inside and out. He hit 39 percent of his 3-point attempts last season while shooting 46 percent from the field and 70 percent from the foul line.

Andrew McAuliffe, 6-8, junior, has been a good player during his first two Davidson seasons, but this year could be special for the young man from Northbrook, Illinois.

Says McKillop of McAuliffe: "Andrew took the greatest leap forward of all our players. He's quicker, stronger, has more stamina and has improved his shot."

That is especially good news for Davidson. The proficiency with which the Wildcats shoot the 3-pointer should open holes in the opponent's interior defense. If McAuliffe is able to capitalize, it should make a team that is already very hard to guard even more so.

McAuliffe played an average of 13 minutes a game last season in averaging 2.8 points and 2.9 rebounds.

Nathan Ekwu, 6-7, sophomore, could have a special future as a Davidson player. Big, strong, quick and agile. That's what he brings physically. Sometimes last year as a freshman he played like he was painting by the numbers, but with maturity his understanding of the Davidson system is lightyears ahead of where it was last year at this time.

Says McKillop of Ekwu: "Nathan worked so hard over the summer and in the process improved his shot, ballhandling skills and passing. He will challenge for starting job this season."

Ekwu played in 31 games last season and started 13 of those. He averaged 3 points and 3.1 rebounds.

Connor Perkey, 6-8, senior, had hip surgery during the off-season and will not play this year. But he will still be with the team where his leadership is invaluable.

2015-16 SEASON PREVIEW

Will Magarity, 6-11, junior, is a transfer from Boston College and by NCAA rules must sit out this season before becoming eligible at Davidson for his junior season.

Says McKillop of Magarity: "He is big, strong, athletic and skilled. He is a perfect fit for our program. He will be a major player in our program when he becomes eligible."

Magarity can practice with the team this season but can't suit up for games.

Dusan Kovacevic, 6-10, freshman, will miss the season because of a knee injury suffered in the fall. But before he went down, he was demonstrating skills that brought many smiles from the Davidson coaching staff.

Says McKillop of Kovacevic: "He was extremely impressive in fall work before he made a routine dribble spin move and injured his knee, requiring surgery. He was set to be a part of our rotation, maybe even as a starter, before he was injured. He'll be a cornerstone player in our program."

The Davidson Way

Maybe Davidson crept up on some A-10 opponents last season that didn't know what to expect from the Wildcats in their first year in the league. That's the past.

"There were no expectations for us last year," McKillop said. "Maybe we played with house money, but not this season. Nobody will sleep on Davidson this year."

McKillop knows the Wildcats will miss the many skills of the graduated Kalinoski and the leadership of Ali Mackay, but Davidson is loaded with players that can shoot from all over the court. Without question, Davidson is going to be a hard team to guard.

What McKillop is more concerned about is his team's defense. He has always had defense as the hallmark of his program and now he works to get this team to adopt that same mentality. It's a work in progress.

The A-10, in McKillop's view, will be a tougher league than it was a year ago. His team goals are short term (get better today), and long term (win the league regular season and tournament and play in the NCAAs.).

He says Davidson's "gorgeous" new facilities and its home in the A-10 are helping his recruiting as well as making it more interesting. "We are beyond thrilled with the three players we added to our program this year," he said, "and we can see a good class developing for next year, also."

Davidson knows what to expect in the A-10 this season. It will be more familiar with the coaching styles, the officials, the venues, the travel, the media attention. It will make things more comfortable, but the competition on the court will remain fierce. The Wildcats seem to have the team that will be able to answer the challenge.

So the beat goes on at the little school down South, where everything is new – and nothing is.



NUMERICAL ROSTER

No.	NAME	POS.	HT.	WT.	CL.	HOMETOWN/PREVIOUS SCHOOL
0	Dusan Kovacevic	F	6-10	230	Fr.	Novi Sad, Serbia/Rubun Gap Nacoochee School
1	Nathan Ekwu	F	6-7	235	So.	Enugu, Nigeria/Cardinal Hayes
2	Jordan Watkins	G	6-1	160	So.	Charlotte, N.C./Providence Day
3	Brian Sullivan	G	6-0	185	Sr.	Upper Arlington, Ohio/Upper Arlington
5	Jordan Barham	G	6-5	220	Sr.	Cleveland, Ohio/University School
12	Jack Gibbs	G	6-0	195	Jr.	Westerville, Ohio/Westerville North
13	Kamau Faines	G	6-2	195	So.	Chicago, Ill./Walter Payton
14	Matt Williams	G	6-1	195	Sr.	Cary, N.C./Panther Creek
15	Oskar Michelsen	F	6-9	210	So.	Helsinki, Finland/Makelanrinne Sports High
20	KiShawn Pritchett	G	6-6	220	Fr.	Mooresville, N.C./Lake Norman
22	Will Magarity	F	6-11	240	Jr.	Stockholm, Sweden/Norrkoping BBK
23	Peyton Aldridge	F	6-8	205	So.	Leavittsburg, Ohio/LaBrae
25	Jake Belford	F	6-9	220	Jr.	Battle Ground, Wash./Battle Ground
31	Manu Giamoukis	G	6-1	195	Jr.	Thessaloniki, Greece/Anatolia College
32	Rusty Reigel	G	6-2	190	So.	Charlotte, N.C./Charlotte Latin
34	Connor Perkey	F	6-8	215	Sr.	Atlanta, Ga./Pace Academy
40	Andrew McAuliffe	F	6-8	235	Jr.	Northbrook, Ill./Gleenbrook North

ALPHABETICAL ROSTER

No.	NAME	POS.	HT.	WT.	CL.	HOMETOWN/PREVIOUS SCHOOL
23	Peyton Aldridge	F	6-8	205	So.	Leavittsburg, Ohio/LaBrae
5	Jordan Barham	G	6-5	220	Sr.	Cleveland, Ohio/University School
25	Jake Belford	F	6-9	220	Jr.	Battle Ground, Wash./Battle Ground
1	Nathan Ekwu	F	6-7	235	So.	Enugu, Nigeria/Cardinal Hayes
13	Kamau Faines	G	6-2	195	So.	Chicago, Ill./Walter Payton
31	Manu Giamoukis	G	6-1	196	Jr.	Thessaloniki, Greece/Anatolia College
12	Jack Gibbs	G	6-0	195	Jr.	Westerville, Ohio/Westerville North
0	Dusan Kovacevic	F	6-10	230	Fr.	Novi Sad, Serbia/Rubun Gap Nacoochee School
22	Will Magarity	F	6-11	240	Jr.	Stockholm, Sweden/Norrkoping BBK
40	Andrew McAuliffe	F	6-8	235	Jr.	Northbrook, Ill./Gleenbrook North
15	Oskar Michelsen	F	6-9	210	So.	Helsinki, Finland/Makelanrinne Sports High
34	Connor Perkey	F	6-8	215	Sr.	Atlanta, Ga./Pace Academy
20	KiShawn Pritchett	G	6-6	220	Fr.	Mooresville, N.C./Lake Norman
32	Rusty Reigel	G	6-2	190	So.	Charlotte, N.C./Charlotte Latin
3	Brian Sullivan	G	6-0	185	Sr.	Upper Arlington, Ohio/Upper Arlington
2	Jordan Watkins	G	6-1	160	So.	Charlotte, N.C./Providence Day
14	Matt Williams	G	6-1	195	Sr.	Cary, N.C./Panther Creek

HEAD COACH

Bob McKillop (Hofstra '72), 27th season

ASSISTANT COACHES

Matt McKillop (Davidson '06), eighth season

Ryan Mee (Rochester '05), fourth season

Will Reigel (Davidson '12), second season

DIRECTOR OF OPERATIONS

Abe Woldeslassie (Macalester College '08), third season

ASSISTANT FOR PROGRAM DEVELOPMENT

Will Thoni (Davidson '14), second season

**YOUR LEGACY IS ON THE LINE.
YOUR POWERS ARE ABOUT TO FACE
THE ULTIMATE TEST.
YOUR FATE RESTS IN YOUR HANDS:
COME HOME WITH THE TITLE, OR BE
LOST TO HISTORY.
BECOME IMMORTAL.**



NIKE.COM/BASKETBALL

RETURNING PLAYERS



5

JORDAN BARHAM

YEAR..... Senior
 POSITION Guard
 HEIGHT 6-5
 WEIGHT 220
 HOMETOWN..... Cleveland, Ohio
 HIGH SCHOOL University
 School



	---TOTAL---		---3-PTS---				---REBOUNDS---													
	GP-GS	MIN	FG-FGA	PCT	3FG-FGA	PCT	FT-FTA	PCT	OFF	DEF	TOT	AVG	PF	FO	A	TO	BLK	STL	PTS	AVG
2012-13	26-0	136	21-36	.583	0-4	.000	14-20	.700	10	26	36	1.4	17	0	2	2	1	3	56	2.2
2013-14	33-0	412	72-116	.621	1-4	.250	47-83	.566	29	71	100	3.0	53	0	8	8	2	12	192	5.8
2014-15	31-14	671	148-251	.590	8-17	.471	63-101	.624	66	122	188	6.1	76	1	34	34	12	12	367	11.8
Total	90-14	1219	241-403	.598	9-25	.360	124-204	.608	105	219	324	3.6	146	1	44	44	15	27	615	8.6

JORDAN BARHAM

2014-15 SEASON

Earned a spot in the starting lineup midway through the season • One of four Wildcats to average double figures, while leading the team in field-goal percentage and rebounds • Ranked second in the A-10 in field-goal percentage • Also ranked among league leaders in scoring (11.8 ppg) and rebounding (6.1 rpg) • Scored in double figures 17 times, including seven times off the bench • Averaged 14.3 points over the last 12 contests • Grabbed 7 or more rebounds in a contest 14 times • Poured in a career-high 21 points on 8-of-12 shooting, including two 3-pointers in Davidson's home win over Saint Louis (1/10) • Also pulled down a game-high 9 rebounds against the Billikens • Scored 18 points and handed out a career-high 6 assists at Belk versus George Mason (12/11) • Backed his performance against the Patriots with 18 points, 9 boards and 3 steals in the 'Cats crucial road win at La Salle (2/14) • Recorded 14 points and a personal-best 14 rebounds in Davidson's convincing win over league-favorite VCU (3/5) • Capped the regular season with his second 20-point outing in a 107-78 triumph at Duquesne (3/7) • In the A-10 semifinals, tallied 18 points and 6 rebounds in a setback to VCU (3/14).

2013-14 SEASON

Appeared in all 33 contests • Scored a season-high 18 points on 7-of-8 shooting in Davidson's win over Georgia (11/21) • Went 4-for-4 from the field and scored 5 of his 9 points in overtime at Charlotte (12/4) • Netted 11 points and grabbed 7 rebounds against Johnson & Wales (12/7) • Posted his first career double-double against North Carolina with 15 points and 10 rebounds (12/21) • Went 8-of-9 from the floor en route to 16 points in Davidson's rout of Chattanooga (1/30) • Added 10 points off the bench in 13 minutes at Samford (2/6) • Had six rebounds and three assists in just 12 minutes against UNCG (2/27) • Went 3-for-4

from the floor and a perfect 5-for-5 at the line en route to 11 points at Elon (3/1) • Scored 10 points, including a career-best 6-of-7 from the line in the SoCon quarterfinals against Samford (3/8).

2012-13 SEASON

Appeared in 26 contests as a freshman • Averaged 2.2 points and 1.4 rebounds in just 5.2 minutes per game • Pulled down three or more rebounds in a contest six times • Also shot an impressive 58.3 percent from the floor • Made collegiate debut and scored his first bucket against Emory (11/9) • Scored a season-high nine points on 4-of-4 shooting and grabbed five rebounds in just 14 minutes against Vanderbilt at the Old Spice Classic • Matched his personal best with nine points against The Citadel (1/17) in just nine minutes • Finished with eight points and four rebounds, while going a perfect 4-for-4 from the line at home versus Appalachian State (2/9).

BEFORE DAVIDSON

Three-year letterwinner for Coach Terry Lipford • A two-time all-state, all-conference and All-Plain Dealer and Sun Press performer • Named Conference Player of the Year in 2011-12 • Ranked the 11th overall player in the state of Ohio • Finished as the school's all-time and single-season leader in scoring • Averaged 26.5 points, 7.4 rebounds, 2.1 assists and 1.5 steals per game as a senior • Also was an all-conference punter on the football team and lettered in track & field.

PERSONAL

Born on Sept. 18, 1994 in Cleveland, Ohio • Son of Michael and Venita Barham • Has a younger brother, Ethan • Plans to major in pre-medicine at Davidson.

RETURNING PLAYERS



3

BRIAN SULLIVAN

YEAR..... Senior
 POSITION Guard
 HEIGHT 6-0
 WEIGHT 185
 HOMETOWN..... Upper Arlington, Ohio
 HIGH SCHOOL Upper Arlington



	[---TOTAL---				[---3-PTS---				[---REBOUNDS---											
	GP-GS	MIN	FG-FGA	PCT	3FG-FGA	PCT	FT-FTA	PCT	OFF	DEF	TOT	AVG	PF	FO	A	TO	BLK	STL	PTS	AVG
2011-12*	30-12	849	104-246	.423	79-176	.449	21-30	.700	7	51	58	1.9	83	0	38	48	2	18	308	10.3
2013-14	33-32	1025	143-360	.397	90-237	.380	50-60	.833	16	61	77	2.3	64	1	70	42	0	26	426	12.9
2014-15	<u>32-32</u>	1066	134-342	.392	83-294	.355	55-72	.764	6	89	95	3.0	66	0	124	45	1	22	406	12.7
Total	95-76	2940	381-948	.402	249-707	.352	126-162	.778	29	201	230	2.4	213	1	232	135	3	66	1140	12.0

* Denotes Miami (OH)

2014-15 SEASON

Selected 2nd Team All-Conference • Named A-10 Player of the Week on Feb. 16 • Started all 32 contests as a junior • Scored in double figures 20 times, including the 20-point plateau four times • Hit three or more 3-pointers in a contest 15 times • Handed out five or more assists on 12 separate occasions • Ranked among A-10 leaders in scoring, assists, 3-pointers made, assist/turnover ratio and minutes played • Averaged just over 15 points per game in conference play • Poured in 22 points including crucial 3-pointers down the stretch in Davidson's road win at Montana (12/10) • Forced overtime at George Mason with buzzer-beating 3-pointer before finishing with 17 points and 5 assists in the victory • Scored 23 points on 9-of-15 shooting, including five triples in home victory over Duquesne (2/7) • Added 19 points and 7 assists in home triumph over George Mason (2/11) • Also became the third transfer and 47th player in school history to score 1,000 career points • In the next game, scored a season-high 28 points, including a career-high 12 free throws in road win at La Salle (2/14) • Grabbed a personal-best 8 rebounds against Rhode Island (2/25) • Helped lead the 'Cats to their seventh straight win with 21 points on 6-of-10 shooting from deep at Belk versus George Washington (2/28) • Finished with game/career-high 8 assists in Davidson's regular season finale at Duquesne (3/7).

2013-14 SEASON

Selected second-team all-conference by the SoCon media • Led the team with 90 3-point field goals, which is fourth in school history for a single season behind Stephen Curry • Also led the way in free-throw percentage (.833), while ranking second in scoring (12.9 ppg), steals (26) and minutes played (31.1 mpg) • Hit double figures 19 times in 2013-14, including the 20-point plateau seven times and 30-point once • Drilled four or more 3-pointers in a contest nine times • Finished with 22 points in 39 minutes against Milwaukee (11/11) • Also had a 20-point performance in the opening round of the Charleston Classic against Georgia (11/21) • Scored a career-high 33 points, including 7 treys in 44 minutes at nationally-ranked North Carolina (12/21) • Poured in 21 points, including 4 treys and grabbed a season-high 5 rebounds in Davidson's win over Georgia Southern (1/25) • Scored 23 of his 25 points in the first half against Samford (2/6), while drilling 7 3-pointers, including 6 straight to start the game • Drilled 5 more treys and finished 10-of-15 from the floor in a 25-point effort at Georgia Southern (2/15) • Led Davidson with 19 points, including 5 more 3-pointers in its win over UNCG (2/27) • Scored a game-high 26 points,

including 17 points after intermission, while going 5-for-9 from 3-point range at Elon (3/1).

2012-13 SEASON

Sat out the 2012-13 season in accordance with NCAA transfer rules.

BEFORE DAVIDSON

A MAC All-Freshman Team selection, becoming the first Miami player to capture the honor since 2003 • Named inaugural MAC Freshman of the Month in January 2012 • Selected Miami's Arthur & Olga Adkins Newcomer of the Year • Played in all 30 games, making 12 starts • Shot .449 from 3-point range, which led the MAC and ranked eighth nationally according to NCAA statistics • Was the first Miami player to lead the MAC in 3-point field-goal percentage • Hit 79 3-pointers, which ranked second on Miami's single-season list • Became the first Miami freshman since 1996 to average double-figures in scoring • Hit the 10-point plateau 14 times • Recorded four or more 3-pointers in a contest on 11 separate occasions • Poured in a career-high 24 points at Vanderbilt (1/2) on 8-of-10 shooting from 3-point range • His eight treys tied for third on Miami's single-game list and were the most ever by a Miami freshman • Recorded 20 points at Western Michigan (1/28) where he had a 7-of-15 shooting effort, including sinking 6-of-9 triples.

HIGH SCHOOL

Named third team all-state as a senior and special mention all-state as a junior • A three-time first-team all-conference selection and a two-time first-team all-district pick • Twice named Ohio Capital Conference Player of the Year • Four-year letterwinner in basketball and served as the team captain for two years • Led Upper Arlington High School to back-to-back OCC championships as a junior and senior • Averaged of 20.2 points, 4.8 rebounds and 3.6 assists as a senior • Led the Golden Bears to a 20-1 record, ending the 2009-10 season ranked No. 9 in the AP Ohio Division I Poll.

PERSONAL

Born April 1993 • Son of Greg and Sharon Sullivan • Has two brothers, Kevin and Chris • Kevin is in his first year as an assistant coach at Kenyon College and Chris, is in his fourth year as an assistant basketball coach at Denison University.

RETURNING PLAYERS



14

MATT WILLIAMS

YEAR..... Senior
 POSITION Guard
 HEIGHT 6-1
 WEIGHT 195
 HOMETOWN..... Cary, N.C.
 HIGH SCHOOL Panther Creek

2014-15 SEASON

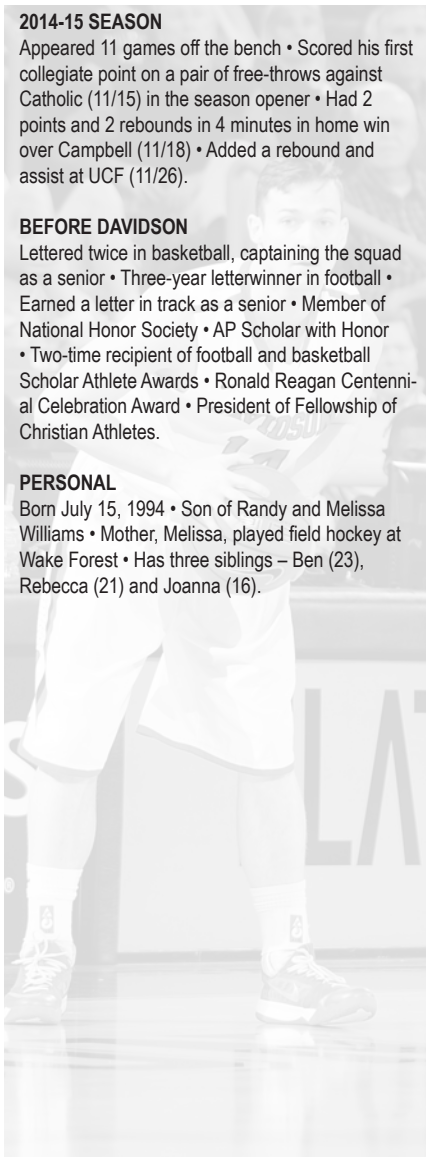
Appeared 11 games off the bench • Scored his first collegiate point on a pair of free-throws against Catholic (11/15) in the season opener • Had 2 points and 2 rebounds in 4 minutes in home win over Campbell (11/18) • Added a rebound and assist at UCF (11/26).

BEFORE DAVIDSON

Lettered twice in basketball, captaining the squad as a senior • Three-year letterwinner in football • Earned a letter in track as a senior • Member of National Honor Society • AP Scholar with Honor • Two-time recipient of football and basketball Scholar Athlete Awards • Ronald Reagan Centennial Celebration Award • President of Fellowship of Christian Athletes.

PERSONAL

Born July 15, 1994 • Son of Randy and Melissa Williams • Mother, Melissa, played field hockey at Wake Forest • Has three siblings – Ben (23), Rebecca (21) and Joanna (16).



	[---TOTAL---				[---3-PTS---				[---REBOUNDS---															
	GP	GS	MIN	FG	FGA	PCT	3FG	3FGA	PCT	FT	FTA	PCT	OFF	DEF	TOT	AVG	PF	FO	A	TO	BLK	STL	PTS	AVG
2014-15	11	0	21	1	2	.500	0	0	.000	1	2	.500	2	3	5	0.5	5	0	1	3	0	0	3	0.3
Total	11	0	21	1	2	.500	0	0	.000	1	2	.500	2	3	5	0.5	5	0	1	3	0	0	3	0.3

RETURNING PLAYERS

2014-15 SEASON

Received a medical redshirt • Started the first six games before suffering a season-ending knee injury • Scored a career-high 20 points on 9-of-12 shooting in Davidson's win over Campbell (11/18) • Also added double figures against nationally-ranked North Carolina at TWC Arena (11/22) • Pulled down career-best 8 rebounds in home win over UNCW (11/29) • Next outing handed out a personal-best 5 assists versus cross-county rival Charlotte (12/3).

2013-14 SEASON

Appeared in a personal best 25 contests, averaging 6.0 points and 2.2 rebounds while shooting 57.7 percent the floor and 47.2 percent from long range • Made his first career start against Drexel (12/15) • Scored 13 points on 5-of-9 shooting in Davidson's game at Niagara (12/11) • Recorded his second career double-figure game with 10 points against Wichita State (12/29) • Scored 11 points, including three 3-pointers during Davidson's game-changing spurt against The Citadel (2/1) • Grabbed a career-high 7 rebounds in a win over Furman (2/8) • In the SoCon semifinals against Western Carolina scored a season-high 15 points (3/9) • Concluded the season with 9 points on 4-of-6 shooting in 23 minutes at Missouri (3/13) in the Postseason NIT.

2012-13 SEASON

Played in 20 contests off the bench as a freshman • Scored his first collegiate bucket in Davidson's win at Appalachian State (1/26) • Pulled down a season-high two rebounds in games against The Citadel (1/17), Georgia Southern (3/2) and Appalachian State (3/10) • Recorded points in all three SoCon Tournament games, including a season-high four versus Georgia Southern in the quarterfinals (3/9).

BEFORE DAVIDSON

Three-year letterwinner for Coach Andy Schoonover at Battle Ground High • A two-time all-league performer • Also named to the all-area team following his junior and senior campaigns.

PERSONAL

Born on Oct. 30, 1993 • Son of Kelly Belford and Dion Pastic • Has four siblings • Father, Kelly, played tennis at the University of Portland • Mother, Dion, played volleyball at Washington State.

25



JAKE BELFORD

YEAR..... Junior

POSITION Forward

HEIGHT 6-9

WEIGHT 220

HOMETOWN Battle Ground, Wash.

HIGH SCHOOL Battle Ground

	[---TOTAL---				[---3-PTS---			[----REBOUNDS----												
	GP-GS	MIN	FG-FGA	PCT	3FG-FGA	PCT	FT-FTA	PCT	OFF	DEF	TOT	AVG	PF	FO	A	TO	BLK	STL	PTS	AVG
2012-13	20-0	72	5-16	.313	0-2	.000	4-7	.571	3	9	12	0.6	13	0	3	9	2	0	14	0.7
2013-14	25-1	385	56-97	.577	17-36	.472	21-28	.750	20	34	54	2.2	57	3	10	30	3	8	150	6.0
2014-15	6-6	122	17-33	.515	3-10	.300	8-11	.727	3	21	24	4.0	16	0	13	9	3	1	45	7.5
Total	51-7	579	78-146	.534	20-48	.417	33-46	.717	26	64	90	1.8	86	3	26	48	8	9	209	4.1

RETURNING PLAYERS



12

JACK GIBBS

YEAR..... Junior
 POSITION Guard
 HEIGHT 6-0
 WEIGHT 195
 HOMETOWN..... Westerville, Ohio
 HIGH SCHOOL Westerville North



	[---TOTAL---		[---3-PTS---		[---REBOUNDS---															
	GP-GS	MIN	FG-FGA	PCT	3FG-FGA	PCT	FT-FTA	PCT	OFF	DEF	TOT	AVG	PF	FO	A	TO	BLK	STL	PTS	AVG
2013-14	32-0	647	63-165	.382	25-78	.321	67-88	.779	9	51	60	1.9	50	1	67	40	0	26	218	6.8
2014-15	25-24	750	125-261	.479	54-127	.425	101-118	.856	20	73	93	3.7	49	1	120	62	0	38	405	16.2
Total	57-24	1397	188-426	.441	79-205	.385	168-204	.824	29	124	153	2.7	99	2	187	102	0	64	623	10.9

2014-15 SEASON

Selected 2nd Team All-Conference • Two-time A-10 Player of the Week • Started 24 of the 25 contests he played • Missed 7 games due to a midseason injury • Led the league in assists and free-throw percentage • Also ranked among leaders in scoring, steals, 3-point field-goal percentage, 3-pointers made, 3-pointers per game and assist/turnover ratio • Scored in double figures 21 times • Reached the 20-point plateau six times and 30-point plateau twice • First Davidson player with multiple 30-point games since Stephen Curry (2008-09) • Finished the season with nine straight double-figure contests • Handed out five or more assists in a contest 12 times • Scored a career-high 37 points on 15-of-17 shooting, including 5-of-7 from 3-point range in Davidson's convincing road win at UCF (11/26) • Went 12-of-12 at the line en route to a team-high 28 points in victory at Montana (12/10) • Also dished out personal-best 8 assists against the Grizzlies • Other 8-assist games came in wins over Saint Louis (1/10) and VCU (3/5) • Had a 19-point, 11-rebound effort at College of Charleston for his first career double-double (12/20) • In Davidson's first-ever A-10 game/win, poured in 32 points, including five 3-pointers and a 9-of-10 showing at the charity stripe against Richmond (1/3) • Drilled a game-winning 3-pointer with 10 seconds left at then-league-leading Rhode Island (2/25) • Had 22 points and 7 assists in 37 minutes at home against George Washington (2/28) • In the A-10 quarterfinals, recorded 22 points, 5 rebounds and 6 assists in the 'Cats win over La Salle (3/13).

2013-14 SEASON

Selected to the Southern Conference All-Freshman Team by the league's head coaches • Appeared in 32

contests off the bench • Hit double figures 10 times, including a season-high 20 points on 6-of-9 shooting at Stetson (11/30) • Backed his best game of the year with a 15-point performance at Charlotte, including a half-court shot as the first-half buzzer sounded (12/4) • Handed out a season-high 6 assists in Davidson's win at Furman (1/9) • Was a perfect 12-for-12 at the charity stripe en route to 17 points in Davidson's win at UNCG (1/18) • Drilled 3 treys and scored 15 points to go along with 4 rebounds and 4 assists at Western Carolina (1/23) • Finished with 6 points, 4 rebounds and 5 assists at Georgia Southern (2/15) • Went 4-of-5 from the floor and 4-for-6 from line to score 13 points at The Citadel (2/17) • Scored 14 points on 5-of-7 shooting, including 3 3-pointers in the SoCon quarterfinals against Samford (3/8).

BEFORE DAVIDSON

Rated one of the top point guards in the State of Ohio • A four-year letterwinner for Coach Kevin Thuman • Named MVP of the Play 4 Cancer Shootout earlier this season • Earned all-district, all-conference and all-state honors following his sophomore season • Twice named MVP of the Ohio Nike City Series • Served as a Junior Mentor and a member of the Superintendent's Advisory Council.

PERSONAL

Born January 29, 1995 • Son of Jack and Aloma Gibbs • Has one sister, Anna.

RETURNING PLAYERS



31

MANU GIAMOUKIS

YEAR..... Junior
 POSITION Guard
 HEIGHT 6-1
 WEIGHT 195
 HOMETOWN..... Thessaloniki,
 Greece
 HIGH SCHOOL Anatolia College

2014-15 SEASON

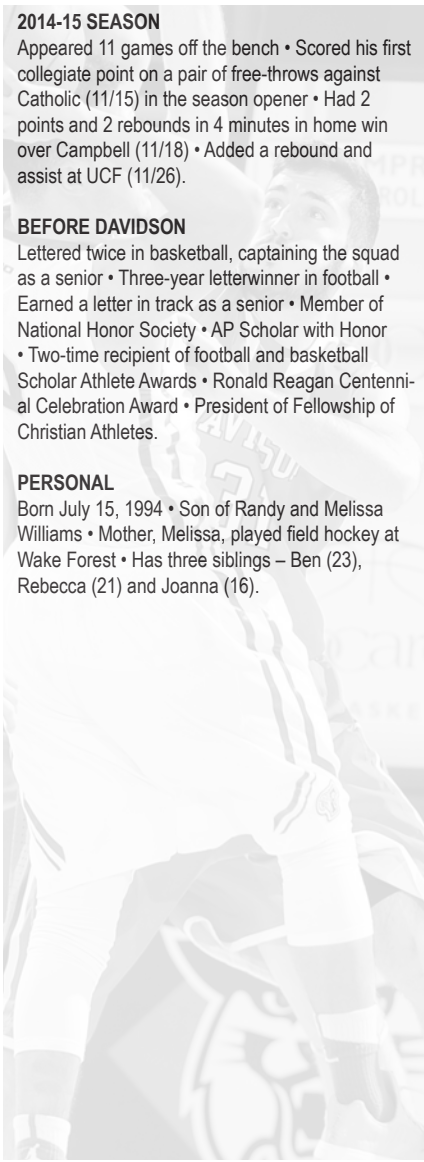
Appeared 11 games off the bench • Scored his first collegiate point on a pair of free-throws against Catholic (11/15) in the season opener • Had 2 points and 2 rebounds in 4 minutes in home win over Campbell (11/18) • Added a rebound and assist at UCF (11/26).

BEFORE DAVIDSON

Lettered twice in basketball, captaining the squad as a senior • Three-year letterwinner in football • Earned a letter in track as a senior • Member of National Honor Society • AP Scholar with Honor • Two-time recipient of football and basketball Scholar Athlete Awards • Ronald Reagan Centennial Celebration Award • President of Fellowship of Christian Athletes.

PERSONAL

Born July 15, 1994 • Son of Randy and Melissa Williams • Mother, Melissa, played field hockey at Wake Forest • Has three siblings – Ben (23), Rebecca (21) and Joanna (16).



	GP-GS	MIN	[---TOTAL---		[---3-PTS---		FT-FTA	PCT	[---REBOUNDS---				PF	FO	A	TO	BLK	STL	PTS	AVG
			FG	FGA	PCT	3FG			3FGA	PCT	OFF	DEF								
2013-14	1-0	2	0-0	.000	0-0	.000	0-0	.000	0	0	0	.000	1	0	0	0	0	0	0	0.4
2014-15	11-0	17	1-4	.250	1-3	.333	0-0	.000	1	0	1	0.1	2	0	1	0	0	0	3	0.3
Total	12-0	19	1-4	.250	1-3	.333	0-0	.000	1	0	1	0.1	3	0	1	0	0	0	3	0.3

RETURNING PLAYERS

2014-15 SEASON

Appeared in a personal-best 32 contests as a sophomore • Finished second on the team with a 57.1 field-goal percentage • Grabbed 5 or more rebounds on seven separate occasions • Finished with 8 points and 5 rebounds at Belk against Niagara (12/13) • Went 4-of-4 from the floor, scored 10 points and pulled down 4 rebounds in home win over Richmond (1/3) • Lone start of the year came against St. Bonaventure (2/4) • Had 5 points and a career-high 7 rebounds in A-10 semifinal setback to VCU (3/14) • Capped the season with 5 boards against Iowa (3/20) in NCAA Tournament.

2013-14 SEASON

Played in 31 of 33 contests as a freshman, including six starts • Made his first career start against nationally-ranked New Mexico (11/24) • Averaged 2.3 points and 1.5 rebounds while shooting 53.2 percent • Scored a season-high 10 points on 5-of-5 shooting at Stetson (11/30).

BEFORE DAVIDSON

Four-year letterwinner • Averaged 18.0 points and 5.8 rebounds per game as a senior • Helped Glenbrook North to three straight division titles • Two-time all-conference performer • Named team's Most Valuable Player in 2010-11 and in 2012-13 • Selected fourth-team all-state following his senior campaign • A two-time Thanksgiving Tournament all-tournament selection • Also named the Thanksgiving Tournament MVP in 2010.

PERSONAL

Son of Susan and Brian McAuliffe • Has two siblings, Michael and Made

40



ANDREW MCAULIFFE

YEAR..... Junior

POSITION Forward

HEIGHT 6-8

WEIGHT 235

HOMETOWN Northbrook, Ill.

HIGH SCHOOL Glenbrook North

	---TOTAL---		---3-PTS---		---REBOUNDS---															
	GP-GS	MIN	FG-FGA	PCT	3FG-FGA	PCT	FT-FTA	PCT	OFF	DEF	TOT	AVG	PF	FO	A	TO	BLK	STL	PTS	AVG
2013-14	31-6	306	33-62	.532	0-2	.000	4-21	.190	14	34	48	1.5	47	2	11	24	4	4	70	2.3
2014-15	32-1	404	40-70	.571	0-0	.000	9-23	.391	31	61	92	2.9	54	0	12	14	7	12	89	2.8
Total	63-7	710	73-132	.553	0-2	.000	13-44	.295	45	95	140	2.2	101	2	23	38	11	16	159	2.5

RETURNING PLAYERS



34

CONNOR PERKEY

YEAR..... Junior
 POSITION Forward
 HEIGHT 6-8
 WEIGHT 215
 HOMETOWN..... Atlanta, Ga.
 HIGH SCHOOL Pace Academy

2014-15 SEASON

Played in 8 contests as a reserve • Scored a personal-best 4 points and grabbed a rebound against Catholic in the season opener (11/15) • Drilled a 3-pointer in Davidson's home win over Niagara (12/13).

2013-14 SEASON

Appeared in 7 contests off the bench • Connected on his only field goal and all his free-throw attempts • Scored a career-high 4 points in his first action of the season against Johnson & Wales (12/7).

2012-13 SEASON

Appeared in 10 contests as a reserve • Made his collegiate debut in Davidson's win over Vanderbilt (11/22) at the Old Spice Classic • Scored his first career basket at home against UNCG (1/5) • Finished with two points and a season-high two rebounds in the Wildcats' regular season finale versus Georgia Southern (3/2).

BEFORE DAVIDSON

Three-year letterwinner at Pace Academy • Named team MVP following senior year • Averaged 13 points, eight rebounds and two blocks per game in 2011-12 • Also lettered in lacrosse and football • Was a National Merit Finalist and member of the National Honor Society.

PERSONAL

Born Nov. 25, 1993 • The son of Rich and Jill Perkey • Has a sister, Mary Brooks • Father played basketball for the Wildcats for four years, from 1976-80 • He was a point guard and team captain.

GP-GS	MIN	[---TOTAL---		[---3-PTS---		[----REBOUNDS----															
		FG	FGA	PCT	3FG	3FGA	PCT	FT	FTA	PCT	OFF	DEF	TOT	AVG	PF	FO	A	TO	BLK	STL	PTS
2012-13	10-0	18	1-1	1.000	0-0	.000	2-2	1.000	1	3	4	0.4	3	0	0	0	0	0	1	4	0.4
2013-14	7-0	12	1-1	1.000	0-0	.000	2-2	1.000	1	2	3	0.4	0	0	0	0	0	0	0	4	0.6
2014-15	8-0	15	2-3	.667	1-1	1.000	2-2	1.000	0	1	1	0.1	3	0	0	1	0	0	7	0.9	
Total	25-0	45	4-5	.800	1-1	1.000	6-6	1.000	2	6	8	0.3	6	0	0	1	0	1	15	0.6	

RETURNING PLAYERS

2014-15 SEASON

Voted to the A-10 All-Rookie Team • Two-time A-10 Rookie of the Week • Finalist for the Macy National Freshman of the Year Award • Started all 32 contests as a freshman • Scored in double figures 11 times • Went over the 20-point plateau four times • Pulled down six or more rebounds on 13 separate occasions • Led the team with 35 blocks • Grabbed a season-high 11 rebounds in his collegiate debut against Catholic (11/15) • Two games later scored a personal-best 25 points on 9-of-16 shooting, including 6 treys against nationally-ranked North Carolina at TWC Arena (11/22) • Turned in a 17-point, 9-rebound effort in a win over UNCW (11/29) • Had 22 points, 9 rebounds and a season-high 4 blocks at College of Charleston (12/20) • In Davidson's upset of No. 22 Dayton (1/20), recorded 22 points, 6 boards, 3 assists and a block in 40 minutes • The following week had 24 points and 7 rebounds, while hitting five 3-pointers at Saint Joseph's (1/31) • Went 8-of-11 from the field en route to 19 points in a convincing home win over Duquesne (2/7) • Finished with 7 points, 9 rebounds, 5 assists and 3 blocks in front of family and friends at Duquesne (3/7) • Capped the season with 14 points against Iowa (3/20) in the NCAA Tournament.

BEFORE DAVIDSON

LaBrae's all-time leading scorer (1,735 points) and rebounder (1,016 rebounds) • Averaged 21.4 points, 14.4 rebounds, 4.6 assists and 2.8 steals per game in 2013-14 • Selected the District, County and Hardwood Starting 5 Player of the Year • A McDonald's All-American nominee • Participated in the Ohio North/South All-Star Game • Voted MVP of the Hope Classic Basketball Showcase, Play 4 Cancer and Dunk 4 Diabetes Tournaments • Lettered in football and baseball • Also excels in the classroom carrying a 4.0 GPA the last three years.

PERSONAL

Full name is Peyton James Aldridge • Born November 10, 1995 • Son of Rick and Lisa Aldridge • Has one sibling, Courtney.

23



PEYTON ALDRIDGE

YEAR..... Sophomore

POSITION Forward

HEIGHT 6-8


WEIGHT 205

HOMETOWN Leavittsburg,
Ohio

HIGH SCHOOL LaBrae

	[---TOTAL---] [---3-PTS---] [---REBOUNDS---															
	GP-GS	MIN	FG-FGA	PCT	3FG-FGA	PCT	FT-FTA	PCT	OFF	DEF	TOT	AVG	PF	FO	A	TO	BLK	STL	PTS	AVG
2014-15	32-32	972	111-241	.461	43-111	.387	37-52	.698	58	105	163	5.1	93	2	49	26	35	13	302	9.4
Total	32-32	972	111-241	.461	43-111	.387	37-52	.698	58	105	163	5.1	93	2	49	26	35	13	302	9.4

RETURNING PLAYERS



1

NATHAN EKWU

YEAR..... Sophomore

POSITION Forward

HEIGHT 6-7

WEIGHT 235

HOMETOWN..... Enugu, Nigeria

HIGH SCHOOL Cardinal Hayes

2014-15 SEASON

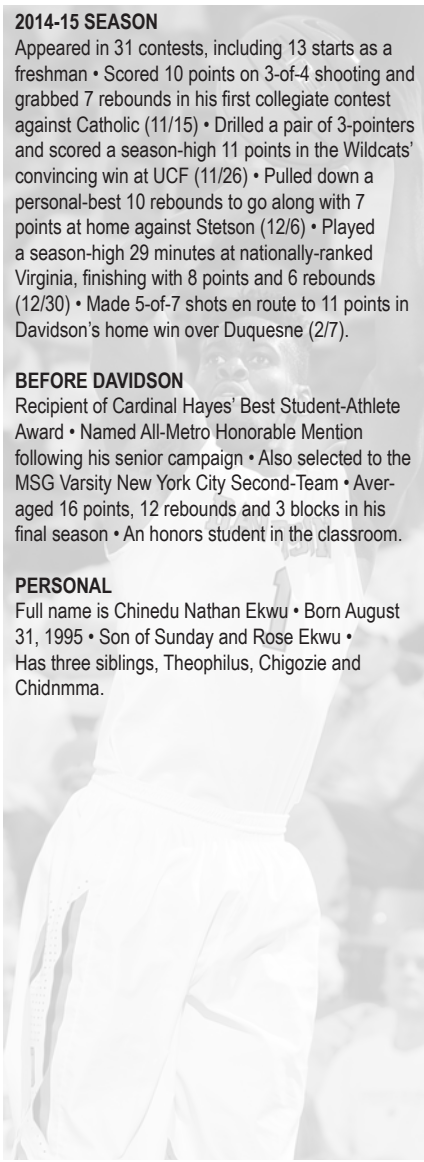
Appeared in 31 contests, including 13 starts as a freshman • Scored 10 points on 3-of-4 shooting and grabbed 7 rebounds in his first collegiate contest against Catholic (11/15) • Drilled a pair of 3-pointers and scored a season-high 11 points in the Wildcats' convincing win at UCF (11/26) • Pulled down a personal-best 10 rebounds to go along with 7 points at home against Stetson (12/6) • Played a season-high 29 minutes at nationally-ranked Virginia, finishing with 8 points and 6 rebounds (12/30) • Made 5-of-7 shots en route to 11 points in Davidson's home win over Duquesne (2/7).

BEFORE DAVIDSON

Recipient of Cardinal Hayes' Best Student-Athlete Award • Named All-Metro Honorable Mention following his senior campaign • Also selected to the MSG Varsity New York City Second-Team • Averaged 16 points, 12 rebounds and 3 blocks in his final season • An honors student in the classroom.

PERSONAL

Full name is Chinedu Nathan Ekwu • Born August 31, 1995 • Son of Sunday and Rose Ekwu • Has three siblings, Theophilus, Chigozie and Chidnmma.



	[---TOTAL---		[---3-PTS---		[---REBOUNDS---																			
	GP	GS	MIN	FG	FGA	PCT	3FG	3FGA	PCT	FT	FTA	PCT	OFF	DEF	TOT	AVG	PF	FO	A	TO	BLK	STL	PTS	AVG
2014-15	31	13	364	38	85	.447	3	8	.375	15	37	.405	28	68	96	3.1	78	5	11	28	16	13	94	3.0
Total	31	13	364	38	85	.447	3	8	.375	15	37	.405	28	68	96	3.1	78	5	11	28	16	13	94	3.0

RETURNING PLAYERS

2014-15 SEASON

Appeared in all 32 contests as a freshman, including five starts • Scored in double figures seven times • One of five Wildcats to finish with at least 40 3-pointers for the season • Drilled six 3-pointers and scored 18 points in 19 minutes against Catholic in his collegiate debut (11/15) • Finished with 16 points, including 4 treys, off the bench in Davidson's home win over Stetson (12/6) • Grabbed a season-high 5 rebounds in games against Richmond (1/17), Fordham (2/21) and VCU (3/14) • Added 11 points in Davidson's upset of No. 22 Dayton (1/20) • Finished with a game/season-high 20 points (6 in overtime) in Davidson's thrilling come-from-behind win at George Mason (1/24) • Also finished 5-of-6 at the line and hit three 3-pointers against the Patriots • Other double-digit showings came against Niagara (12/13) at home versus George Mason (2/11) and Fordham (2/21).

BEFORE DAVIDSON

Captain of the U-18 Finnish National Team in 2013 • Named to Finland's National Team 26-player roster in 2014 • Two-time MVP of the Nordic Championships • Scoring champion of Finland's first division averaging 20.6 points during the 2013-14 season.

PERSONAL

Full name is Oskar Alexander Michelsen • Born May 24, 1995 • Son of Kalle Michelsen and Kirsi Hietanen • Has two brothers, Alvar and Otto.

15



OSKAR MICHELSEN

YEAR..... Sophomore

POSITION Forward

HEIGHT 6-9

WEIGHT 210

HOMETOWN..... Helsinki, Finland

HIGH SCHOOL Makelanrinne
Sports High
School

	---TOTAL---				---3-PTS---			----REBOUNDS----												
	GP-GS	MIN	FG-FGA	PCT	3FG-FGA	PCT	FT-FTA	PCT	OFF	DEF	TOT	AVG	PF	FO	A	TO	BLK	STL	PTS	AVG
2014-15	32-5	570	60-156	.385	41-116	.353	18-26	.692	12	48	60	1.9	47	1	27	16	5	10	179	5.6
Total	32-5	570	60-156	.385	41-116	.353	18-26	.692	12	48	60	1.9	47	1	27	16	5	10	179	5.6

RETURNING PLAYERS



13

KAMAU FAINES

YEAR..... Sophomore
 POSITION Guard
 HEIGHT 6-2
 WEIGHT 195
 HOMETOWN..... Chicago, Ill.
 HIGH SCHOOL Walter Payton

2014-15 SEASON

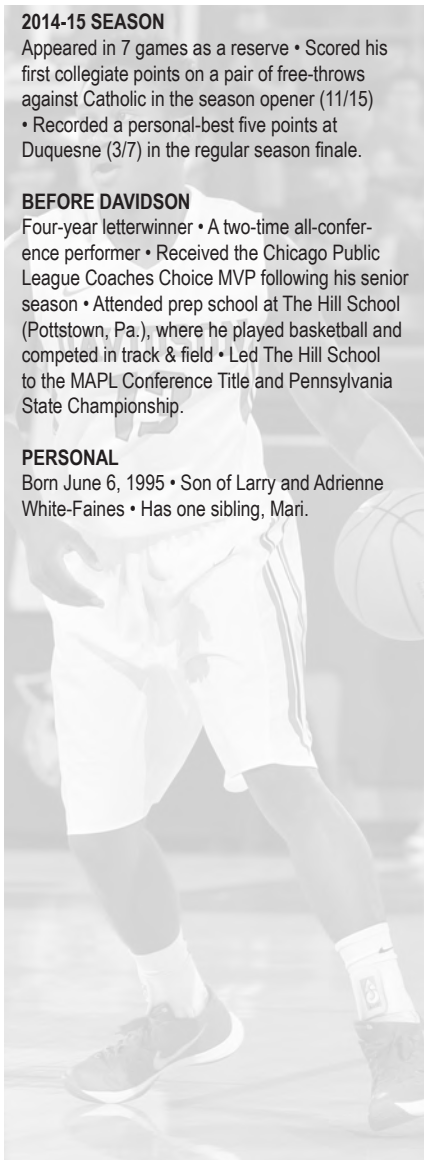
Appeared in 7 games as a reserve • Scored his first collegiate points on a pair of free-throws against Catholic in the season opener (11/15)
 • Recorded a personal-best five points at Duquesne (3/7) in the regular season finale.

BEFORE DAVIDSON

Four-year letterwinner • A two-time all-conference performer • Received the Chicago Public League Coaches Choice MVP following his senior season • Attended prep school at The Hill School (Pottstown, Pa.), where he played basketball and competed in track & field • Led The Hill School to the MAPL Conference Title and Pennsylvania State Championship.

PERSONAL

Born June 6, 1995 • Son of Larry and Adrienne White-Faines • Has one sibling, Mari.



	---TOTAL---				---3-PTS---				---REBOUNDS---												
	GP	MIN	FG	PCT	3FG	PCT	FT	PCT	OFF	DEF	TOT	AVG	PF	FO	A	TO	BLK	STL	PTS	AVG	
2014-15	7	0	8	22	1.000	1-1	1.000	2-5	.400	0	0	0	0.0	0	0	0	1	0	0	7	1.0
Total	7	0	8	22	1.000	1-1	1.000	2-5	.400	0	0	0	0.0	0	0	0	1	0	0	7	1.0

RETURNING PLAYERS

2014-15 SEASON

Appeared in 12 contests off the bench including 6 conference games • Grabbed a rebound in three contests and handed out an assist in two more • Scored his first collegiate points on a layup in Davidson's home win over VCU (3/5).

BEFORE DAVIDSON

Team captain as a senior for Coach Chris Berger • A two-time all-state and three-time all-conference performer • Averaged 20 points and 10 rebounds during the 2013-14 season • Played for ProSkills AAU team coached by former Davidson standout Brendan Winters, '05.

PERSONAL

Full name is Ross Goode Reigel • Born December 19, 1995 • Son of Ernie and Beth Reigel • Has two siblings, Will and Rebecca Jane • Both parents attended Davidson and graduated in 1980 • Father (1976-80) and brother (2008-12) played basketball for the Wildcats and lettered four years.

32



RUSTY REIGEL

YEAR..... Sophomore

POSITION Guard

HEIGHT 6-2

WEIGHT 190

HOMETOWN..... Charlotte, N.C.

HIGH SCHOOL Charlotte Latin

	---TOTAL---		---3-PTS---		----REBOUNDS----															
	GP-GS	MIN	FG-FGA	PCT	3FG-FGA	PCT	FT-FTA	PCT	OFF	DEF	TOT	AVG	PF	FO	A	TO	BLK	STL	PTS	AVG
2014-15	12-0	26	1-5	.200	0-3	.000	0-0	.000	1	2	3	0.3	3	0	2	2	0	0	2	0.2
Total	12-0	26	1-5	.200	0-3	.000	0-0	.000	1	2	3	0.3	3	0	2	2	0	0	2	0.2

RETURNING PLAYERS



2

JORDAN WATKINS

YEAR..... Sophomore
 POSITION Guard
 HEIGHT 6-1
 WEIGHT 160
 HOMETOWN..... Charlotte, N.C.
 HIGH SCHOOL Providence Day

2014-15 SEASON

Appeared in 23 contests as a freshman • Filled in nicely off the bench when starting point guard Jack Gibbs was out with injury • Shot 44.8 percent (13-29) from behind the 3-point line • Handed out 2 or more assists in a contest six times • Grabbed 5 rebounds in just 12 minutes against Stetson (12/6) • Reached double figures in back-to-back contests • First career double-figure performance (11 points) came in a season-high 35 minutes at home against Duquesne (2/7) • Followed with a personal-best 12 points on 3-of-5 shooting, including a 4-of-5 effort from the line in Davidson's win over George Mason (2/11).

BEFORE DAVIDSON

Four-year letterwinner and three-time captain for Coach Brian Field • Selected to the all-state team following his junior and senior campaigns • Also a three-time all-conference selection • A 1,000-point scorer • Recipient of two tournament MVP awards • Teammate of Rusty Reigel's on ProSkills AAU team coached by former Davidson standout Brendan Winters, '05.

PERSONAL

Full name is Jordan JaVaughnte Watkins • Born December 23, 1994 • Son of Shealton and Kirisa Watkins.



	[---TOTAL---				[---3-PTS---				[---REBOUNDS---															
	GP	GS	MIN	FG	FGA	PCT	3FG	3FGA	PCT	FT	FTA	PCT	OFF	DEF	TOT	AVG	PF	FO	A	TO	BLK	STL	PTS	AVG
2014-15	23	0	241	23	53	.434	13	29	.448	16	23	.696	7	21	28	1.2	19	0	18	13	1	8	75	3.3
Total	23	0	241	23	53	.434	13	29	.448	16	23	.696	7	21	28	1.2	19	0	18	13	1	8	75	3.3


BEFORE DAVIDSON

Named all-state and all-conference • Ranked one of the Top-10 players in both Georgia and North Carolina • Averaged 21.4 points, 10.4 rebounds and 2.5 assists in his final season • Member of the academic honor roll all four years.

PERSONAL

Born July 2, 1996 • Son of Sasa and Zorica Kovacevic • Has two siblings, Tatjana and Djordje • Undecided on his major at Davidson.

0



**DUSAN
KOVACEVIC**

YEAR..... Freshman

POSITION Forward

HEIGHT 6-10

WEIGHT 230

HOMETOWN Novi Sad, Serbia

**HIGH SCHOOL Rabun Gap
Nacoochee
School**

NEWCOMERS



22

WILL MAGARITY

YEAR..... Freshman

POSITION Forward

HEIGHT 6-11

WEIGHT 240

HOMETOWN..... Stockholm
Sweden

HIGH SCHOOL Norrkoping BKK

Notes: Will sit out 2015-16 season due to NCAA transfer rule.

2014-15 SEASON (AT BOSTON COLLEGE)

Played in 22 games and made three starts; appeared in 10 ACC contests • Averaged 3.9 points, 2.8 rebounds and 0.5 assists per game • Missed 10 of the last 12 games of the season due to concussion symptoms • Matched a career high with 10 points on 4-for-7 shooting in his last appearance against Miami (2/16) • Tallied 9 points and 6 rebounds vs. Louisville (1/28) • Had 9 points and 5 boards in the previous game at Georgia Tech (1/25) • Posted 8 points and 3 rebounds in the season opener against New Hampshire (11/14) • Scored 7 points against USC (12/21) • Had 5 points, 3 rebounds and 3 assists against West Virginia in the Puerto Rico Tip-Off (11/21).

2013-14 SEASON (AT BOSTON COLLEGE)

Played in 30 games and made 7 starts; appeared in 16 ACC contests • Averaged 2.5 points, 1.4 rebounds and 0.4 assists per game • Scored a season-high 10 points vs. Philadelphia, going 5-for-7 from the floor (12/15) • Tallied 7 points at Auburn (12/22) • Corralled a season-high 6 rebounds at NC State (3/9).

BEFORE BOSTON COLLEGE

Played for Sweden's U-20 National Team • Averaged 6.9 points and 5.3 rebounds in 21 minutes per game for club team, Eco Orebro, in 2012-13 • Also hit 32 percent of his 3-pointers ... played 4 games for Italian club Angelico BI in 2012 • Played for Sweden in the U-18 European Championship, averaging 7.6 points and 5.1 rebounds in nine games • Also represented his country in the U-16 European Championship, averaging 15.6 points and 7.0 rebounds in eight games.

PERSONAL

Son of Ammi and William Magarity's two children; has a younger sister, Regan • Father played basketball at Georgia.

BEFORE DAVIDSON

Three-time letterwinner for head coach Brandon Jolly • 2014 All-State selection and Conference Player of the Year • Twice named all-region, all-conference and all-county • Selected County Player of the Year as a sophomore and junior • Averaged 15.4 points, 7.3 rebounds, 3.8 assists and 1.6 steals for his career.

PERSONAL

Born Sept. 25, 1997 in Vallejo, California • Son of Shawnea McMullen and Nakita Pritchett • Has five siblings • Cousin played wide receiver at West Virginia.

20



KISHAWN PRITCHETT

YEAR..... Freshman

POSITION Guard

HEIGHT 6-6

WEIGHT 220

HOMETOWN Mooresville, N.C.

HIGH SCHOOL Lake Norman



BOB MCKILLOP

Head Coach

27th Season

Overall Record: 496-300

FULL NAME.....Robert McKillop

BIRTHDATEJuly 13, 1950

BIRTHPLACEQueens, N.Y.

WIFE.....Cathy McKillop

CHILDRENKerrin, Matt, Brendan

GRANDCHILDREN....Maggie, Claire & Jack

ALMA MATER.....Hofstra, 1972

Coaching Honors

2008 NABC National Coach of the Year

2008 Clair Bee Award

2014-15 Atlantic 10 Coach of the Year

9-Time Southern Conference Coach of the Year

2007 & 2008 Hugh Durham Award Finalist

Bob McKillop's 26-year tenure as Davidson's head basketball coach has always been guided by his philosophy that the next step should be up, representing a challenge that will stretch him and his program.

Thus, at the conclusion of the 2014 season, the Wildcats said farewell to their long relationship with the Southern Conference and opened a new chapter as a member of the powerful A-10. An auspicious beginning, too, as Davidson won the league's regular season championship in its first year.

It used to be that when basketball historians wrote of Davidson College basketball, they dealt with the miracle that former coach Lefty Driesell created by taking the Wildcats from college basketball obscurity to the nation's Top 10.

McKillop has always been first in line to praise Lefty. Classy and more than justified.

But as we head into the 2015-16 season, Driesell and McKillop stand shoulder to shoulder as Davidson miracle-makers. Driesell put Davidson on the national basketball stage for the first time ever, and McKillop came along 21 years later to restore that greatness and build on it.

Driesell and McKillop are Davidson basketball. Each has great respect and admiration for the other. Driesell loved it when Davidson's home court at the Baker Sports Complex was named "McKillop Court" at the end of his Silver Anniversary season.

McKillop's resume is Hall of Fame worthy. NABC National Coach of the Year. Took the 2008 team with the great Stephen Curry to the Elite Eight and finished the season in the nation's Top 10. Was named Southern Conference Coach of the Year 10 times, and gained that same distinction in his first year in the A-10. Six of his last nine Davidson teams have won at least 24 games. He dominated his rivals in the Southern Conference, won more games than any coach in conference history, and more games than any Davidson coach. Eight of his Davidson teams have played in the NCAA tournament, five others in the NIT.

It's not hyperbolic to say the McKillop Era at Davidson has reached legendary status. His 27th Davidson team will write its own chapter in the school's basketball archives. McKillop's Davidson story has garnered national attention and acclaim, and the end doesn't appear to be in sight.

With legendary college coaches such as Duke's Mike Krzyzewski, Kansas' Bill Self, Texas' Rick Barnes and Louisville's Rick Pitino praising his work and his program, McKillop could be excused if he grew just a bit complacent.

It'll never happen. The man is too competitive and enjoys his work too much for complacency to have a chance.

HEAD COACH BOB MCKILLOP


The excitement in McKillop's voice, the bounce in his step, the enthusiasm that he brings to the practice court, and the continuing goals he has for Davidson basketball are more those of a rookie coach than one who has coached the Wildcats with great success for 26 years.

A veteran coach who has led Davidson to some of its most scintillating victories, McKillop turned 65 in July. His reputation as a superb coach is established nationally and his program is respected across the vast universe of college basketball.

McKillop still has goals to achieve, dreams to pursue, and his drive to take Davidson to the pinnacle of college basketball does not seem to him to be impossible or even far-fetched. His belief that Davidson can achieve the impossible basketball dream is stronger than ever. It was enhanced by Davidson's first-year success in the A-10.

Davidson's program is unique. Small school, tough academically, plays a monstrous non-conference schedule... Those are things that have won the hearts and minds of basketball fans across America. McKillop knows the odds, but still believes that Davidson can stand among the giants of college basketball. He's done it before. Why not again? His 2008 team reached the Elite Eight where it came within a basket of toppling eventual national champion Kansas. The Wildcats had to defeat powerhouses Gonzaga, Georgetown and Wisconsin to get a shot at Kansas. A lot of people discovered Davidson College and Davidson basketball during that run to glory. It continues to pay valuable dividends for the Wildcats in recruiting and scheduling.

After a three-year absence from the NCAA tournament, Davidson returned three years ago after winning both the Southern Conference regular season and tournament championships. Davidson took eventual Final Four competitor Louisville to the wire before losing by seven in 2012. McKillop's Wildcats did it again in 2013 when it ran away with the SoCon regular season title and then established their league supremacy by winning the con-



Conference Championships

1996 SOUTHERN CONFERENCE

North Division Regular Season

1997 SOUTHERN CONFERENCE

North Division Regular Season

1998 SOUTHERN CONFERENCE

North Division Regular Season
Southern Conference Tournament

2002 SOUTHERN CONFERENCE

North Division Regular Season
Southern Conference Tournament

2003 SOUTHERN CONFERENCE

North Division Regular Season

2004 SOUTHERN CONFERENCE

South Division Regular Season

2005 SOUTHERN CONFERENCE

South Division Regular Season

2006 SOUTHERN CONFERENCE

Southern Conference Tournament

2007 SOUTHERN CONFERENCE

South Division Regular Season
Southern Conference Tournament

2008 SOUTHERN CONFERENCE

South Division Regular Season
Southern Conference Tournament
NCAA Tournament Regional Finalist

2009 SOUTHERN CONFERENCE

South Division Regular Season

2012 SOUTHERN CONFERENCE

South Division Regular Season
Southern Conference Tournament

2013 SOUTHERN CONFERENCE

South Division Regular Season
Southern Conference Tournament

2014 SOUTHERN CONFERENCE

Regular Season

2015 ATLANTIC 10

Regular Season
NCAA At-Large Bid

HEAD COACH BOB MCKILLOP

ference tournament and advancing to Lexington, Ky. to play Marquette. Davidson led that game for about 38 of the 40 minutes before losing by one point as Marquette scored with one second left to win, 59-58. As a member of the A-10, McKillop's program got its first at-large bid to the NAAs last year where it lost to Iowa.

March basketball has become a Davidson tradition under McKillop's leadership.

As the Wildcats seek to defend their regular season A-10 title and take it one step farther, McKillop says: "I'm more energized than ever."



He's Davidson's coach – the perfect fit, it seems -- this particular man and this academic giant of a college. Davidson has been an important part of his life in five decades. He was assistant coach at Davidson and then head coach. His three children and son-in-law all graduated from Davidson. He lives in a storybook white house one block from his office. He puts on his topcoat and walks to and from home games where the Wildcats play on a court named in his honor.

Davidson's basketball success led to the construction of the beautiful Harry L. Vance Athletic Center where sparkling new offices, meeting rooms and practice courts opened in October 2015. No doubt, the facility will aid in recruiting.

So this story is about more than merely coaching college basketball for McKillop. It's coaching college basketball at Davidson College. He believes in the mission that takes place in the classrooms and he tries to make the trip from classroom to basketball court as seamless as possible. It's important for him to maintain this strong relationship with the academic side of campus.

McKillop and his program will not be slowing down, or winding down, not anytime in the near future. In fact, he's always tweaking the system that has brought the program so much success. His practices are precise and filled with teaching moments. He compares the process to Vince Lombardi's championship Green Bay Packers when opponents knew the Pack was going to run the sweep with Paul Hornung, but the play was executed so perfectly that opponents still couldn't stop it.

McKillop has high expectations for his players. He holds them accountable. They are expected to execute the plan and play within the Davidson system. He doesn't let his players off the hook. The smallest details get major attention.

Davidson's practices are highly competitive and fast-paced with no wasted moments. McKillop moves briskly from one station to the other, teaching, correcting, admonishing, encouraging. A lot of time is spent on defense and defensive drills. His staple is man defense but he'll throw in some zone as his changeup. Offense is seldom a problem with McKillop's teams because the system produces high percentage shots, and he and his staff recruit players than can shoot from all positions on

the court. But on nights when those shots aren't falling, the defense is expected to win the game.

To a bewildered freshman participating in one of his first defensive practices, McKillop barked, "You gave up your space without a fight. You were Waltzin' Matilda up here and he beat you to your spot and took your space."

To another freshman, "Don't hippity-hop in our gym ...", and to another, "There will be no soft passes in our gym."

To a veteran, this admonition, "You'll probably be a doctor some day, but right now you need to start listening to directions."

Instead of slowing down in his 27th season as Davidson's head coach, McKillop is asking the orchestra to play to a faster beat. The A-10 provides a battle every night. It's in McKillop's wheelhouse.

McKillop's 2008 Wildcats boarded the team bus early on a March Sunday afternoon at the Dearborn Inn and headed over to Ford Field in Detroit.

This was no ordinary trip for a college basketball team. Not when five Detroit police cars – emergency lights swirling and sirens blaring – escorted the team to the arena. It looked like a presidential motorcade.

The trip took 15 minutes. With the bright lights on and 57,563 fans in attendance, it was Davidson vs. mighty Kansas. Millions more watched on television around the world, including many members of this year's Davidson team. Kansas ended the epic battle with two more points than Davidson and went on to become national champions.

Davidson had to settle for the Elite Eight and for being the nation's basketball sweetheart. It was proof positive to McKillop that his dream of getting his program to the top is realistic.

Each morning when McKillop enters his office in Davidson's Baker Sports Complex, he passes an aging December 1968 Sports Illustrated magazine that is displayed prominently, one that has a cover picturing North Carolina's Charlie Scott, Kentucky's Mike Casey and Davidson's Mike Maloy, under a headline that reads, "Challengers to UCLA."

Others might have doubted Davidson's chances of keeping such company, but McKillop never did. He knew his Wildcats – with dedication and hard work – could

HEAD COACH BOB MCKILLOP

reach the pinnacle, too. Davidson won 27 games in 1969, the second most in school history, finished the season ranked third in the nation, and fought powerful North Carolina to the final second before falling 87-85 in the NCAA Elite Eight. One step from the Final Four. Lefty Driesell, the coach at the time, said it was most likely the best team he ever had at Davidson.

It was a good team for McKillop's program to emulate. In his heart and soul, he thinks Davidson can get there again. If he hadn't allowed himself this dream, hadn't had such faith, he wouldn't have stayed at Davidson for 27 years as its head basketball coach. He would have sought another rainbow where maybe dreams do come true.

Back-to-back 29-win seasons in 2007 and 2008 followed by 27 victories in 2009 stirred the nation's basketball heart. Maybe reality struck in 2010 when the Davidson victory total stalled at 16 followed by an 18-15 record in 2011. But the Wildcats got back on track and dominated the SoCon in the regular season and league tournament in 2012 and 2013. Two straight NCAA tournaments and a 2014 spot in the NIT ensued. Then the 14-4 regular season championship record in the A-10 yielded another trip to the NAAs. The Wildcats won 24 games overall.

Here we go again. 2015-16. The challenge of defending without A-10 Player of the Year Tyler Kalinoski, who has graduated.

Basketball coaches around the nation have long known how talented McKillop is. But when a coach labors just

"Coach McKillop is a very dedicated and experienced coach who gets the most out of his players' potential. He taught me principles of basketball that went beyond the court and into life, like trust, commitment and care. It says a lot for a coach to remain at one college for so long and build the program to where it is now. I am glad to be a part of it."

Stephen Curry, 2014-15 NBA MVP

out of the national spotlight it sometimes takes a little longer for others to discover and recognize his good works. Now the world knows about Davidson basketball and its head coach. McKillop was named 2008 National Coach of the Year by the National Association of Basketball Coaches. He received the Coach Clair Bee Award. He was Southern Conference Coach of the Year 10 times., A-10 Coach of the Year in 2015. Davidson won 11 of the last 16 Southern Conference Division championships that it played in, nine of the last 11, and six of the last seven

Year	School	W	L	PCT.	W	L	PCT.	Conf. Finish
1973-78	Holy Trinity	86	25	.775				
1979-89	LI Lutheran	182	51	.781				
1989-90	Davidson	4	24	.143				
1990-91	Davidson	10	19	.345	6	8	.429	4th (Big South)
1991-92	Davidson	11	17	.393	6	8	.429	6th (Big South)
1992-93	Davidson	14	14	.500	10	8	.556	5th
1993-94	Davidson	22	8	.733	13	5	.722	T-2nd
1994-95	Davidson	14	13	.519	7	7	.500	3rd N. Div.
1995-96	Davidson	25	5	.833	14	0	1.000	1st N. Div.
1996-97	Davidson	18	10	.643	10	4	.714	T-1st N. Div.
1998-99	Davidson	16	11	.593	11	5	.688	2nd N. Div.
1999-00	Davidson	15	13	.536	10	6	.625	2nd N. Div.
2000-01	Davidson	15	17	.469	7	9	.438	4th-N. Div.
2001-02	Davidson	21	10	.677	11	5	.688	T-1st N. Div.
2002-03	Davidson	17	10	.630	11	5	.688	T-1st N. Div.
2003-04	Davidson	17	12	.586	11	5	.688	T-1st N. Div.
2004-05	Davidson	23	9	.719	16	0	1.000	1st S. Div.
2005-06	Davidson	20	11	.645	10	5	.666	2nd S. Div.
2006-07	Davidson	29	5	.853	17	1	.944	1st S. Div.
2007-08	Davidson	29	7	.806	20	0	1.000	1st S. Div.
2008-09	Davidson	27	8	.771	18	2	.900	1st S. Div.
2009-10	Davidson	16	15	.516	11	7	.611	3rd S. Div.
2010-11	Davidson	18	15	.545	10	8	.556	4th S. Div.
2011-12	Davidson	25	8	.757	16	2	.888	1st S. Div.
2012-13	Davidson	26	8	.764	17	1	.944	1st S. Div.
2013-14	Davidson	20	13	.606	15	1	.938	1st
2014-15	Davidson	24	8	.750	14	1	.933	1st
DAVIDSON		496	300	.623	304	105	.743	
HIGH SCHOOL		268	76	.779				

league titles.

Every basketball fan in America knows about Davidson now. The dream-maker has spun some magic.

"Many times you only hear about the coaches in the power conferences being great coaches," says John Beilein, the highly successful University of Michigan coach. "Bob McKillop is equal or better than any other coach that I know, and I've coached against most of the best in the country in my years in Division 1."

Like many outstanding coaches, McKillop cloaks himself in mystery, lest he dare become predictable, a trait coaches detest. His resume tells an interesting story, one of dedication, discipline, preparation, competitiveness and humility.

He was a successful baseball and basketball player at Chaminade High School in the New York City High School Catholic League, where one of his fellow students in homeroom for four years was Bill O'Reilly of the O'Reilly Factor on FOX News. Jack Curran, the coach at rival Archbishop Malloy High, helped him get a basketball scholarship to East Carolina. His last game at East Carolina was in the old Charlotte Coliseum in the 1969 Southern Conference tournament championship game, a 102-76 loss to Davidson, a game that stuck in his mind and later would have major consequences in his life.

In his college days, McKillop was homesick and ready to do something about it, so he left East Carolina for Hofstra University where he became the team's MVP and later was inducted into the Hofstra Basketball Hall

HEAD COACH BOB MCKILLOP



of Fame. After graduation in 1972, he signed as a free agent with the Philadelphia 76ers but was cut. The 76ers went 9-72 that season. "I was cut from the worst team in NBA history," McKillop jokes. That was before the old Charlotte Bobcats surpassed the futility mark in 2012.

Reluctantly accepting the fact that his playing career was over, he took a job teaching history and coaching basketball at Holy Trinity High in Long Island in 1972. After a sparkling 86-25 record as coach, in 1978 McKillop was offered assistant coaching positions at the University of Pennsylvania and Davidson where Eddie Biedenbach had just been named head coach. In making his decision, McKillop recalled his last game for East Carolina, the loss to Davidson, the way the fans celebrated the championship. In making his decision between Penn and Davidson, he visited the Davidson campus in North Mecklenburg, was stricken with its beauty and charm, as well as the mission of the college, and the uniqueness of the village. "Davidson, here I come!" The Wildcats went 8-19 that season. Penn went to the NCAA Final Four. Oh, well.

After one year on the Davidson staff, a great high school opportunity beckoned at Long Island Lutheran High School. McKillop went there as head basketball coach, director of summer programs, and for two years served as interim headmaster. He compiled a record of 182-51. In his high school coaching career, he won five New York State championships, coached five high school All-Americans, one of whom was Matt Doherty, former head coach at North Carolina and SMU.

"Bob McKillop is easily one of the nation's best coaches," Doherty says. "What he has done at Davidson is truly remarkable. He recruits top-flight students for one of the country's top liberal arts colleges."

McKillop accepted the challenge of rebuilding Davidson basketball and became its head coach in 1989. He proceeded cautiously at first, as he learned to mesh what fit at Davidson with his personal philosophy. "Davidson is a special place, a unique place," McKillop says. "In recruiting and staffing, we must have the right fit; otherwise it could lead to frustration and immediate failure."

Davidson has a special blend of academics, social life and athletics. Not all good players with excellent grades are a fit. McKillop's ability to put the proper people in place has been a leading reason that he has succeeded at such a high level at Davidson.

Said Martin Ides, one of McKillop's former players who went on to play professional basketball in Europe: "There are many things that set Coach McKillop apart from all the coaches I've had...However, what I appreciate most is what Coach calls our Davidson 'basketball family.' I stay in contact with many of our guys...I would love to be on an all-Davidson team again with Coach McKillop leading the way."

McKillop's players talk about his leadership, teaching, and confidence.

"Coach McKillop is the best at preparing his team," says Logan Kosmalski, who was an All-Southern Conference player in 2005. "His knowledge and attention to detail made us feel like we could win against any opponent."

McKillop loves history, politics, Italian cuisine, nice clothes, good books and movies that teach him life's lessons. A frequent lecturer, he has as many basketball friends in Europe as he does in the United States. He once dreamed of being a U.S. Senator from New York, a notion that has since subsided. His reading preferences lean toward history, politics, leadership, coaching stories, and not much fiction. Four movies rank as his favorites: *Life is Beautiful*, *Michael Collins*, *Godfather*, and *Schindler's List*.

"Those movies teach great lessons about life, family, struggles and leadership," he says. In his view, movies

"There are some great coaches out there who deserve recognition, and Bob McKillop is at the very top of that list."

Rick Barnes, Tennessee Head Coach

should do more than entertain; they should also teach.

McKillop cherishes each moment and treats it as gold. Whether it's on the bus with his team to a road game or waiting for a flight in an airport terminal, he always has work at hand. When a friend was late to a breakfast meeting, McKillop waved it off, saying as he surveyed papers on the table in front of him, "No problem. I had plenty of work to do." He carries his office with him.

He grew up on Long Island and had a fascination with sports as long as he can remember. He loved Army football and the legacy of the Black Knights of the

HEAD COACH BOB MCKILLOP

Hudson. The first college basketball game that he saw in person was at Alumni Hall -- St. John's vs. NYU. He loved going to games at Alumni Hall and Madison Square Garden and dreamed of playing for NYU, a powerhouse at the time. Although he's been in North Carolina for 26 years, he hasn't lost the sharp edges of his New York brogue. His phone mail message begins, "How ya doin'?" His metaphors, which he often uses, speak of "Broadway stages," and "magical carpet rides."

His coaching career at Davidson has been spectacular by any barometer: record of 496-300, the longest tenure of any Davidson basketball coach, more victories than any coach in school history, and his 278 Southern Conference wins -- including three undefeated seasons in league play -- are more than any coach in league history. He won 13 Southern Conference division titles, seven SoCon tournament championships, and has taken his team to eight NCAA tournaments, five postseason NITs and one CBI. All this winning hasn't come at any academic sacrifice, as all of his Davidson seniors have graduated.

Duke coach Mike Krzyzewski calls McKillop "a sensational coach." Tennessee coach Rick Barnes says, "There are some great coaches out there who deserve recognition, and Bob is at the very top of that list."

McKillop derived his basketball philosophy from many sources: Lou Carnesecca, Al and Frank McGuire, Jack Curran, Frank Morris, Paul Lynner, Dean Smith, John Wooden, Red Auerbach, Ettore Messina and others. He's studied the winning ways of former college football coaches Ara Parseghian, Bud Wilkinson and Knute Rockne. "I've stolen from the best," he says, laughing.

McKillop's demanding practices are planned to the second. He stresses fundamentals, is a disciplinarian as well as a stickler for details, but his players always know he cares.

Jouni Eho, one of McKillop's former players now playing overseas, was married in the summer of 2005. McKillop attended the ceremony -- in Finland. "That was very special to me," Eho says.

Terrell Ivory, now a prep school coach, often was present when McKillop was recruiting his brother, Titus, who eventually chose Penn State over Davidson. "Even though Titus didn't go to Davidson, when my father died, Coach McKillop was at the funeral," Terrell said. "I said then that I wanted to play for this man. He's like a second father to me."

McKillop runs several miles most days, never gains an ounce, and as his assistants can attest, often gets so



lost in his work that he can go a full day without eating. Sweets are a weakness, though, and he attacks a bag of chocolate chip cookies the way a woodpecker works on a sugar maple. Maybe even adds chocolate syrup on top of a chocolate brownie.

McKillop and his wife Cathy, a knowledgeable basketball person in her own right, have three children -- Kerrin Heil, 35, a 2002 Davidson graduate who married Henry Heil, another Davidson alum, in August 2008; Matthew, 32, who graduated from Davidson eight years ago after playing for his father for four years, and came back five years ago to join the Davidson coaching staff as an assistant; and Brendan, 27, also a four-year Davidson player and former co-captain who works for the NBA office in New York.

"Davidson College is a special place," Coach McKillop says. "One reason our teams have been so united and close is because we reflect the total Davidson philosophy. Our players remain close long after they leave Davidson."

When McKillop thinks back to playing against Davidson in 1969, he reflects on the job Lefty Driesell did in putting the Wildcats in the nation's Top 10 and twice taking them to the NCAA Elite Eight. "What Lefty Driesell and his players did is one of the greatest stories in college basketball history," McKillop says.

With Lefty in attendance for two of the NCAA tournament games, the story was repeated by the 2008 Wildcats. Back to the Elite Eight, a ranking of 9th in the nation in the final 2008 college basketball poll, a preseason All-America selection in junior Stephen Curry, last year's MVP in the NBA.

Davidson basketball returned to the "Broadway stage." A great season that produced a pleasant, life-long memory, but it's the past. That's the way McKillop views it.

One of his admonitions to his players is, "next play," or don't dwell in the past, good or bad.

Even though last year was one of the good ones as regular season champs of the A-10, for McKillop's 27th time at Davidson, the scoreboard for his program reads 0-0, ready to turn the page and write a new chapter. The dream is still alive, burning brightly.

MCKILLOP'S COACHING TREE



DUGGAR BAUCOM

The Citadel Head Coach, 2015-Pres.
VMI Head Coach, 2006-2015
Davidson Assistant, 1995-96



MATT DOHERTY

SMU, 2006-12; Florida Atlantic, 2005-06; North Carolina, 2000-03 &
Notre Dame Head Coach, 1999-2000
Davidson Assistant, 1989-93



JIM FOX

Appalachian State Head Coach, 2014-Pres.
Davidson Assistant, 2001-14



DON HOGAN

Coastal Carolina Associate Head Coach, 2009-Pres.
West Florida Head Coach, 1993-2009
Davidson Assistant, 2001-14



LANDRY KOSMALSKI

Swarthmore College Head Coach, 2012-Pres.
Davidson Assistant, 2004-06, 2009-12



MATT MATHENY

Elon Head Coach, 2009-Pres.
Davidson Assistant, 1993-2009

More McKillop Connections

Former Davidson Players

Name	At Davidson	Position
Nick Booker	2000-04	Assistant Coach, UC Irvine
Michael Bree	1998-2002	Head Coach, Hogsbo Basket, Sweden
Martin Ides	1998-2002	Former Head Coach, Nurenberg, Germany
Terrell Ivory	2000-04	Head Coach, Phillips Academy Andover
Matt McKillop	2002-06	Assistant, Davidson
Jason Richards	2004-08	Video Coordinator/Analytics, Pittsburgh
Will Reigel	2008-12	Assistant, Davidson
Will Thoni	2013-14	Asst. for Program Development, Davidson
Alli Ton	1995-99	Assoc. Head Coach, UC Irvine

Former Davidson Staff

Name	At Davidson	Position
Mike Craft	2005-06	Head Coach, Ardrey Kell H.S.
Jeremy Henney	2006-08	Assoc. Head Coach, Huntington University
Mike Kelly	1999-2001	Head Coach, IMG Academy
Steve Shurina	1992-99	Former Head Coach, Western Carolina
Tim Sweeney	2006-08	Head Coach, Hobart College
Bill Thorn	2011-13	Head Coach, Millbrook School



TOM PECORA

Fordham Head Coach, 2010-2015
Long Island Lutheran Assistant, 1993-2009



JASON ZIMMERMAN

Emory Head Coach, 2007-Pres.
Davidson Assistant, 1996-2003

MCKILLOP'S GRADUATES

CLASS OF 1990

EDWARD GAINES
Cardiovascular Specialist
Scios Inc.
Tallahassee, Fla.

MAURICE "MO" GRAY

Commercial Lender
Washington Mutual
Miramar, Fla.

JEFF HARRIS

Neurologist
Huntsville, Ala.

ALAN HUNTER

Century Chemical Controller
Jonesboro, Ga.

A.J. MORGAN

Vice President of Amateur Sports
Division
Bollinger Insurance
Caldwell, N.J.

JAY SCHMITT

Director of Business Development
Strategic Benefits Advisors
Atlanta, Ga.

DICK SEIDEL

Sales Representative
Ticor Title Insurance
Chicago, Ill.

CLASS OF 1991

TURNER GILMORE

Attorney, Teacher
Miramar, Fla.

THOMAS HELLAND

Sports Consultant
Blue Sombrero
Atlanta, Ga.

DARRY STRICKLAND

Asst. Principal and Head Coach
Bell Multicultural High School
Washington, D.C.

CLASS OF 1992

PAUL DENMOND

Insurance Agent
Metropolitan Life Insurance
Houston, Texas

PAUL DROBNITCH

Director of Business Development
Stryker Communications
Dallas, Texas

STERLING FREEMAN

Executive Director
Wildacres Leadership
Durham, N.C.

PAUL RYBISKI

Marketing Representative, IT Sales
Avnet
Sydney, Australia

CLASS OF 1993

J.D. HEUER

President, Founder
Altos Medical, LLC
Raleigh, N.C.

MATT MATHENY

Head Basketball Coach
Elon University
Elon, N.C.

DETLEF MUSCH

Pro Basketball
France, Italy, Germany

CLASS OF 1994

RONALD HORTON

Assistant VP of Client Access
Bank of America
Charlotte, N.C.

JANKO NARAT

Computer Programmer
Lucent Technologies
Columbia, Md.
Pro Basketball — Slovenia

CHRIS SHIELDS

Financial Advisor
Blue Cross/Blue Shield
Durham, N.C.

JASON ZIMMERMAN

Head Basketball Coach
Emory University
Atlanta, Ga.

CLASS OF 1995

TIM CALDWELL

High School Teacher and Coach
Louisville, Ky.

GEORGE SPAIN

Pro Basketball — Sweden

CLASS OF 1996

CHRIS ALPERT

NBDL - VP of Basketball Ops.
New York, N.Y.
Pro Basketball — France

JEFF ANDERSON

Sr. Developing Manager
Bankston Partners
Charlotte, N.C.

QUINN HARWOOD

Youth Pastor
Amateur Support
Tustin, Calif.
Pro Basketball — CBA

MARK MCGUIRE

Professor
John Abbott College
Quebec, Canada
Ph.D. — Cornell University

BRANDON WILLIAMS

General Manager, Delaware 87ers
Philadelphia, Pa.
Pro Basketball — NBA:
Atlanta, N.Y., San Antonio,
Golden State; CBA; France,
Greece, Germany, Italy

CLASS OF 1997

JAY ARIAIL

Master's Program George Mason
Teacher and Basketball Coach
Christ Church School
Alexandria, Va.

NARCISSE EWODO

Pro Basketball — France, Italy,
Germany

CLASS OF 1998

BILLY ARMSTRONG

Head Basketball Coach
Bergen Catholic H.S.
Pro Basketball — Kosovo,
Belgium

MARK DONNELLY

Commercial Real Estate Agent
Stafford Smith Commercial Realty
Manasquan, N.J.
Pro Basketball — Italy

MCKILLOP'S GRADUATES

CHRIS STEC

Asst. Director of Safety, Ed. and Instruction
American Canoe Association
Fredericksburg, Va.

CLASS OF 1999

DAVID BURNS

Deceased

BEN EBONG

Pro Basketball — CBA;
Australia, Spain, Argentina,
Germany, Turkey

CHADD HOLMES

Middle School Teacher
Fort Myers, Fla.
Pro Basketball — Ireland

ALI TON

Assistant Basketball Coach
UC Irvine
Irvine, Calif.
Pro Basketball — Turkey

CLASS OF 2000

JEFF BERGMANN

Financial Advisor
Bank One
Chicago, Ill.

DAVOR HALBAUER

Pro Basketball — Croatia,
Ireland, Kosovo

LANDRY KOSMALSKI

Head Basketball Coach
Swarthmore College
Swarthmore, Pa.
Pro Basketball — Sweden,
France

STEPHEN MARSHALL

Research Coordinator
Pursuing Ph.D. in psychology at
Ohio Univ.
Pro Basketball — Germany,
The Netherlands

CLASS OF 2002

MICHAEL BREE

Head Coach
Irish Junior National Coach
Pro Basketball — France, Germany,
Sweden, Spain, Poland

EMEKA EREGE

Pro Basketball — France,
Germany

MARTIN IDES

Head Basketball Coach
Nurnberger Basketball Club
Nurnberg, Germany
Pro Basketball — Czech Re-
public, Italy, Greece, Germany

CHRIS PEARSON

Sports Agent- Two Points
Italy
Pro Basketball — France,
Italy, Greece

FERNANDO TONELLA

Investment Banking UK IB Con-
sultant
Factset Europe, Ltd.
London, England
Pro Basketball — France

CLASS OF 2003

PETE ANDERER

Manager, Tabla Restaurant
New York, N.Y.
Pro Basketball — Germany

WAYNE BERNARD

Pro Basketball — Israel,
Greece, Sweden, France,
Finland, Germany

MICHEL LUSAKUENO

CEO, Founder, Connect Capital
Washington, D.C.

CLASS OF 2004

JOUNI EHO

CEO, Oxford Research
North European Logistics Group
Finland
Pro Basketball — Finland

TERRELL IVORY

Head Basketball Coach
Phillips Academy Andover
Andover, Mass.
Pro Basketball — England

NICK BOOKER

Director of Basketball Operations
UC Irvine
Irvine, Calif.

CLASS OF 2005

CONOR GRACE

Pro Basketball — Italy, Swe-
den, Greece, Netherlands

LOGAN KOSMALSKI

Co-Founder
ProSkills Basketball
Davidson, N.C.
Pro Basketball — France,
Poland,
Germany, Sweden

CLASS OF 2006

ERIC BLANCETT

Investment Assoc. at Prudential
Mortgage
Atlanta, Ga.

CHRIS CLUNIE

Coordinator of Basketball Operations
NBA International
New York, N.Y.

KENNY GRANT

Pro Basketball — France,
Romania, Sweden

IAN JOHNSON

Pro Basketball — Spain,
Sweden,
Czech Republic, Hungary

MATT MCKILLOP

Assistant Basketball Coach
Davidson College
Pro Basketball — Czech
Republic

JASON MORTON

Wellington Management Company
Philadelphia, Pa.

BRENDAN WINTERS

Co-Founder
ProSkills Basketball
Davidson, N.C.
Pro Basketball — France,
Germany, Hungary

CLASS OF 2007

LAMAR HULL

Pharmaceutical Sales
Pro Basketball — England

MCKILLOP'S GRADUATES

JOHN FALCONI

Financial Analyst
ESPN, Inc.
New York, N.Y.

CLASS OF 2008

BORIS MENO

*Pro Basketball — Czech
Republic*

JASON RICHARDS

Assistant Video Coordinator for
Basketball
University of Pittsburgh
Pittsburgh, Pa.
*Pro Basketball — Miami Heat,
NBDL*

THOMAS SANDER

Loan Workout Analyst
Wachovia
New York, N.Y.

CLASS OF 2009

CAN CIVI

Financial Consultant
Optcapital
Charlotte, N.C.

ANDREW LOVEDALE

Access 2 Success
Cleveland, Ohio
*Pro Basketball - France,
NBDL*

MAX PAULHUS GOSSELIN

Director of Operations
Les Dependances
Chambly, Quebec

CLASS OF 2010

WILL ARCHAMBAULT

Account Manager
Desjardins Pro Basketball - CFE
Ontario, Canada
Pro Basketball - Ireland

BRYANT BARR

Graduate School, Stanford
University
Stanford, Calif.

DAN NELMS

Search Quality Analyst
Google
San Francisco, Calif.

STEVE ROSSITER

Co-Founder Flip-Out Tees
*Renaissance Man
Davidson, N.C.*

CLASS OF 2011

BEN ALLISON

Advertising Coordinator
American City Business Journals
Charlotte, N.C.
Pro Basketball — Spain

BRENDAN MCKILLOP

NBA Operations, Official Observer
New York, N.Y.

CLASS OF 2012

A.J. ATKINSON

Pursuing Graduates Degree
Winston-Salem State
Winston-Salem, N.C.

FRANK BEN-EZE

Pursuing Graduates Degree
Louisiana State University
Baton Rouge, La.

WILL REIGEL

Assistant Basketball Coach
Davidson College
Davidson, N.C.

CLASS OF 2013

JAKE COHEN

Pro Basketball — Israel

NIK COCHRAN

Freelance Writer
Investor
Vancouver, Wash.
*Pro Basketball — Spain,
Holland*

JP KUHLMAN

Seminary School
Mount St. Mary's University
Emmitsburg, Md.

CLINT MANN

Attending Law School
Overland Park, Kan.

CLASS OF 2014

RYAN ANSEL

Graduate School, University of Ulster
Jordanstown, Ireland
Pro Basketball — Ireland

DE'MON BROOKS

Pro Basketball — Italy

CHRIS CZERAPOWICZ

Pro Basketball — Italy

TOM DRONEY

Pro Basketball — Estonia

WILL THONI

Assistant for Program Development
Davidson College
Davidson, N.C.

CLAY TORMEY

Restaurant Manager
Summer House Santa Monica
Rockville, Md.

CLASS OF 2015

TYLER KALINOSKI

Pro Basketball — France

ALI MACKAY

Pro Basketball — Italy



MATT MCKILLOP

*Assistant Coach
Eighth Season*

FULL NAME.....Matthew R. McKillop

BIRTHDATEMarch 22, 1983

BIRTHPLACELong Island, N.Y.

WIFE.....Kelsey McKillop

ALMA MATER.....Hofstra, 1972

HIGH SCHOOLCharlotte Catholic

Coaching History

2008-Pres. Assistant Coach, Davidson

2007-08 Assistant Coach, Emory

Matt McKillop, now an assistant coach on his father's staff at Davidson, always thought that he wanted to be a coach.

Things changed somewhat, though, after McKillop and six other senior players graduated from Davidson in 2006. They won the Southern Conference championship and played Ohio State a close game in the first round of the NCAA tournament before losing. The senior class was extremely close so it was an emotional time for Matt when the season ended.

Unsure about a possible coaching career, he accepted an offer to play professional basketball in the Czech Republic, an experience that wasn't all that it might have been. Furthermore, he injured his knee and within three months returned home to have surgery.

McKillop took a job with the Charlotte Bobcats in marketing. It kept him close to basketball only in the sense that he worked for a basketball franchise. He missed the direct contact with the sport and realized that he really did want to coach. He sent out job resumes to coaches, made phone calls, built contacts. Then he caught a break, a good one. Jason Zimmerman, a former Davidson player and assistant coach to Bob McKillop, was named head coach at Emory, a Division III program. McKillop called to inquire about his chances of becoming his assistant coach. Things worked out and Zimmerman hired him to join his staff at Emory.

When Davidson made its remarkable run to the Elite Eight in 2008, Matt McKillop was present for the Southern Conference tournament, as well as the NCAA tournament games in Raleigh and Detroit. Davidson basketball was still an important part of his life, and understandably so. When Tim Sweeney resigned from the Davidson staff to take another coaching job, McKillop went through the process of applying for the position and was hired.

Working for his father has taken very little adjustment. After all, he grew up with him in the same house talking basketball and reviewing strategy. He played for him for four years. The get-acquainted period for Matt lasted all of about 15 minutes.

He is involved in all aspects of the program: recruiting, editing tapes for scouting and teaching purposes, and in practice, he will scrimmage a lot with the scout squad when they go against players who get the bulk of Davidson's playing time. Matt will push the regulars and challenge them to become better.

"I love all aspects of coaching. I didn't know exactly how busy my father was and how many demands are made on his time. It's amazing to me that he's been able to handle that kind of schedule for so long."

Matt McKillop has seen the other side – life without basketball. Now that he's back, he's not worried about working long hours or the pressures that coaches face.

"I'm doing something that I truly love at the place that I want to do it."

Who could ask for more than that?

Ryan Mee begins his fourth season on the men's basketball coaching staff at Davidson College.

A native of Hilton, N.Y., Mee came to Davidson from the University of Rochester, where he spent the three seasons. The Yellow Jackets compiled a record of 53-25 during that time and advanced to the NCAA Division III Championship Sweet 16 in 2011, finishing the year with a 22-6 mark.

As a student-athlete at Rochester, Mee played in four consecutive NCAA tournaments, including two Final Fours (2002, 2005). That string of NCAA appearances included the 2005 national championship game. His class was the first one at Rochester to win 20 or more games in every season and the first to compete in the NCAAs every year. He is ranked in the school's top 10 in career three-point field goals made and captained the Yellow Jackets in his senior season.

Mee earned his bachelor's degree in economics in 2005 and spent one year as an assistant coach at Hilbert College (2005-06) before moving to Elmira College as an assistant coach for two seasons (2006-08). He served as assistant varsity coach and head junior varsity coach at Elmira, where he earned a master's degree in education in 2008 with a certification in coaching.

From 2008-09, Mee was an assistant coach at Skidmore College, where he assisted in all aspects of coaching, from recruiting coordinator to practice planning, to scouting preparation.

Mee and his wife Haniya reside in Davidson. They have a son, Trotter, who was born on June 5, 2015.



RYAN MEE

Assistant Coach
Fourth Season

FULL NAME.....Ryan Mee
BIRTHDATEMarch 22, 1983
BIRTHPLACEHilton, N.Y.
WIFE.....Haniya Mee
CHILDRENTrotter Mee
ALMA MATER.....Rochester, 2005
MASTERS.....Education, Elmira '08

Coaching History

2012-Pres.	Assistant Coach, Davidson
2009-12	Assistant Coach, Rochester
2008-09	Assistant Coach, Skidmore College
2006-08	Assistant Coach, Elmira College
2006-08	Assistant Coach, Hilbert College



WILL REIGAL

*Assistant Coach
Second Season*

FULL NAME.....Ernest William Reigel Jr.

BIRTHDATEOctober 20, 1989

BIRTHPLACECharlotte, N.C.

ALMA MATER.....Davidson, 2012

HIGH SCHOOLCharlotte Latin

After serving as the Assistant for Program Development, Will Reigel '12 was promoted to assistant coach of the Davidson men's basketball team in the summer of 2014.

"Will is a mirror of what the Davidson College basketball program represents – committed to hard work, loyal and great teammates," commented McKillop. "He brings to our staff, the same values and talents he brought to the team. We use the word "families" with great respect to our program. We are proud Will is such a great example of our basketball family."

Reigel, a two-time captain and member of the Wildcats from 2008-12, joined the staff a year ago as the assistant for program development.

In addition to helping the Wildcats to the 2012 Southern Conference Championship and berth in the NCAA Tournament, Reigel was a member (2008-12) of the Davidson Student-Athlete Advisory Council, which implements ideas to promote academics and athletic achievement among varsity athletes.

"What an incredible opportunity it has been to come back home to Davidson College and be a part of a basketball staff that I once played for," said Reigel.

"Coach McKillop is one of the most respected names in the business and I look forward to learning from him on a daily basis, while also continuing to help build the program that he has worked so hard to create."

Prior to returning to his alma mater, Reigel was a Sponsorship Sales and Marketing Intern for the Carolina Panthers, where he was instrumental in executing the GMC sponsorship contract.

Outside of his responsibilities with the Panthers, Reigel was an assistant boy's basketball coach at the Charlotte Latin School.

A native of Charlotte, Reigel has also worked as a counselor/coach for the Bilas/Berger Basketball Camp as well as Bob McKillop Basketball Camp.

Coaching History

2014-Pres.	Assistant Coach, Davidson
2013-14.	Asst. for Program Development Davidson
2012-13	Assistant Coach, Charlotte Latin

Abe Woldelessie begins his third season as the Director of Operations for the Davidson men's basketball team.

"It is an honor to be a part of the Davidson College community," said Woldelessie. "Davidson is committed to academic and athletic excellence and I am grateful for this opportunity."

Prior to Davidson, Woldelessie spent the 2012-13 season as the director of operations at Dartmouth College, a member of the Ivy League. He helped coordinate on-campus recruiting visits, team travel, film exchange and a number of other behind-the-scenes duties during his time in Hanover, New Hampshire.

Prior to his arrival at Dartmouth, Woldelessie spent two years as an assistant coach at Bowdoin College. He helped the Polar Bears post a 31-18 record during his stay in Maine. Among his duties were recruiting, opponent scouting, organizing team volunteer opportunities and assisting with summer camps. His recruiting classes include Lucas Hausman, the first men's basketball player in Bowdoin history to earn NESCAC Player of the Year honors as well as John Swords, a 2-time NESCAC Defensive Player of the Year. Bowdoin earned the 2 seed in the 2015 NESCAC tournament, the highest seed in program history.

"Abe comes to Davidson with an impressive background and outstanding work ethic," said McKillop. "He was fortunate to work for outstanding head coaches at Dartmouth and Bowdoin. He is very well prepared to take on this opportunity at Davidson."

A 2008 graduate of Macalester College, Woldelessie earned his bachelor's degree in sociology. In his two years on the Scots basketball team, he started all 50 games while averaging 17.2 points and 5.4 assists per game. Twice he was named to the Minnesota Intercollegiate Athletic Conference (MIAC) First Team, and twice he led the league in assists.

Woldelessie, a Minneapolis native, broke into the coaching ranks as an assistant coach at Impact Basketball in Las Vegas, Nevada. In the summer of 2009, he held a head coaching position at the Basketball Training Institute in Pasadena, California.

During the summer of 2015, Woldelessie led 10 college players on a goodwill tour of Belgium, Germany, The Netherlands, and England through the Global Sports Academy. The team spent eight days playing against various professional teams and finished with a 4-2 record.



ABE WOLDESLASSIE

*Director of Operations
Third Season*

FULL NAME.....Abraham Woldelessie

BIRTHDATEOctober 3, 1985

BIRTHPLACEMinneapolis, Minn.

ALMA MATER.....Macalester, 2008

HIGH SCHOOLSt. Thomas Academy

Coaching History

2013-Pres. Director of Operations
Davidson

2012-2013. Director of Operations
Dartmouth

2010-2012 Assistant Coach, Bowdoin

2009-2010 Asst. Coach, Impact Basketball



WILL THONI

*Asst. for Program Development
Second Season*

FULL NAME.....William Baird Thoni

BIRTHDATESeptember 14, 1992

BIRTHPLACESewanee, Tenn.

ALMA MATER.....Davidson, 2014

HIGH SCHOOLBaylor School

Will Thoni '14 is in his second season as Davidson's Assistant for Program Development.

"Will is a mirror of what the Davidson College basketball program represents – committed to hard work, loyal and great teammates," commented McKillop. "He brings to our staff, the same values and talents he brought to the team. We use the word "families" with great respect to our program. We are proud Will is such a great example of our basketball family."

Thoni has been an integral part of the Wildcats' program the last four years. After serving as a student manager for three, he was awarded a spot on the 2013-14 roster as a walk-on.

"I'm both very thankful and very fortunate to be able to join such a well-respected coaching staff," Thoni said. "After observing their work ethic over the past four years, I hope to mirror that same passion and enthusiasm everyday. Coach McKillop is the best at what he does, so I am thrilled that I will have the opportunity to continue to learn from and work with him."

Along with appearing in 10 contests a year ago, he helped the Wildcats to a pair of Southern Conference tournament titles and four straight postseason appearances (2 – NCAA, 1 NIT, 1 CBI).

During the 2012 and 2013 summers, Thoni was a member USA Basketball's support staff for the U-17 National and World University Games Team, respectively.

Originally from Sewanee, Tenn., Thoni graduated in May with a degree in sociology.

Coaching History

2014-Pres.	Asst. for Program Development Davidson
Summer 2013	Support Staff, USA Basketball
Summer 2012	Support Staff, USA Basketball

SUPPORT STAFF



SUSAN MERCER
Administrative Assistant

A familiar face, Susan Mercer returned to the men's basketball program in 2005. She spent 11 years as the staff assistant from 1989-2000, and it is as if she never left her post.

Among her duties are managing various athlete and alumni databases, organizing files and invoices, answering the phones and making hotel and meal arrangements for

the team and coaches.

"Susan ties it all together," said Coach McKillop. "Her bright smile and friendly voice signals a warm welcome to all who come into contact with the Davidson basketball program."

Mercer joined the Davidson athletics department as basketball staff assistant in 1989. She previously worked for Reeves Brothers in Cornelius, and for two years as a sales representative for First Union National Bank in Davidson. In between her stints on staff, she worked from home for an adoption agency. Mercer placed 25 Romanian children in North Carolina homes.

Mercer graduated in 1982 from North Mecklenburg High School. She resides in Mooresville and has four children — Buddy (32), Caitlin (17), Christopher (16) and Lydia (13).



CHRIS HAGEMANN
Athletic Trainer

Chris Hagemann is in his fourth year as an Assistant Athletic Trainer at Davidson College. He will be the primary athletic trainer for the men's basketball team and will work with the football and men's track and cross country teams.

Hagemann comes to Davidson having worked at Fairfield University for the past five years with the men's lacrosse and women's soccer programs.

Prior to Fairfield he completed his M.A. in sports management/kinesiology at the University of Connecticut. In his time at UConn, he worked primarily with the football and golf teams.

A 2004 graduate of Ithaca College, with a B.S. in exercise science/athletic training, Hagemann was a four-year member of the school's football team. A wide receiver, Hagemann helped the Bombers to the quarterfinals of the Division III National Tournament during his sophomore and senior seasons.

Hagemann and his wife Kristen reside in Davidson, N.C.



BRIAN BARMES
Equipment Manager

Brian Barmes begins his eighth year as the head equipment manager. Barmes manages the equipment room, which serves all 21 Davidson sports.

Prior to coming to Davidson, Barmes was a sales representative for Riddell and served a pair of one year stints with the Florida Bobcats and Georgia Force of the AFL.



WILL DUBOSE
Asst. Equipment Manager

Assisting Barmes is Will DuBose, who attended Fayetteville Tech for two years prior to joining the Davidson staff in the fall of 1983. Now in his 30th season, DuBose has been with the Athletic Department longer than any other staff member.



2015-16 Student Managers
(L-R) Luke Wise, Fabian Lara, Julian Casey and Danny Howard
Not pictured: Mike Stenberg

2014-15 RESULTS

RECORD	OVERALL	HOME	AWAY	NEUTRAL
ALL GAMES	24-8	14-2	9-4	1-2
CONFERENCE	14-4	8-1	6-3	0-0
NON-CONFERENCE	10-4	6-1	3-1	1-2

DATE	OPPONENT	SCORE	ATTEND	HIGH PTS	HIGH REB.
11/15/14	Catholic	w 102-66	3,884	Tyler Kalinoski (19)	Peyton Aldridge (11)
11/18/14	Campbell	w 86-51	3,164	Jake Belford (20)	Nathan Ekwu (5)
11/22/14	North Carolina!	72-90 L	11,113	Peyton Aldridge (25)	Tyler Kalinoski (7)
11/26/14	UCF	w 95-69	3,458	Jack Gibbs (37)	Tyler Kalinoski (8)
11/29/14	Wilmington	w 72-49	3,131	Peyton Aldridge (17)	Peyton Aldridge (9)
12/3/14	Charlotte	w 92-86	4,606	Tyler Kalinoski (19)	Jake Belford (6)
12/6/14	Stetson	w 90-59	3,132	Tyler Kalinoski (25)	Nathan Ekwu (10)
12/10/14	Montana	w 110-99	3,172	Jack Gibbs (28)	Tyler Kalinoski (7)
12/13/14	Niagara	w 78-58	3,244	Tyler Kalinoski (17)	Tyler Kalinoski (7)
12/20/14	Col. of Charleston	w 80-68	3,671	Peyton Aldridge (22)	Jack Gibbs (11)
12/30/14	Virginia	72-83 L	14,593	Jack Gibbs (21)	Tyler Kalinoski (7)
1/3/15	Richmond*	w 81-67	4,919	Jack Gibbs (32)	Three players (6)
1/7/15	at VCU*	65-71 L	7,637	Brian Sullivan (19)	Tyler Kalinoski (9)
1/10/15	Saint Louis*	w 89-54	3,609	Jordan Barham (21)	Jordan Barham (9)
1/14/15	Massachusetts*	w 71-63	3,205	Two players (14)	Peyton Aldridge (9)
1/17/15	at Richmond*	63-89 L	7,201	Tyler Kalinoski (20)	Oskar Michelsen (5)
1/20/15	Dayton*	w 77-60	5,067	Peyton Aldridge (22)	Peyton Aldridge (6)
1/24/15	at George Mason*	w 80-73	5,508	Oskar Michelsen (20)	Tyler Kalinoski (7)
1/31/15	at Saint Joseph's*	70-75 L	3,951	Peyton Aldridge (24)	Tyler Kalinoski (10)
2/4/15	St. Bonaventure*	61-62 L	4,264	Brian Sullivan (17)	Jordan Barham (7)
2/7/15	Duquesne*	w 95-69	5,208	Brian Sullivan (23)	Two players (6)
2/11/15	George Mason*	w 92-71	3,938	Brian Sullivan (19)	Nathan Ekwu (7)
2/14/15	at La Salle*	w 77-69	2,738	Brian Sullivan (28)	Jordan Barham (9)
2/18/15	at George Washington*	w 65-63	3,012	Jordan Barham (15)	Tyler Kalinoski (10)
2/21/15	Fordham*	w 76-57	5,084	Brian Sullivan (18)	Jordan Barham (9)
2/25/15	at Rhode Island*	w 60-59	6,050	Tyler Kalinoski (21)	Two players (8)
2/28/15	George Washington*	w 77-66	5,223	Jack Gibbs (22)	Jordan Barham (9)
3/5/15	VCU*	w 82-55	5,223	Tyler Kalinoski (22)	Jordan Barham (14)
3/7/15	at Duquesne*	w 107-78	2,830	Tyler Kalinoski (32)	Peyton Aldridge (9)
3/13/15	La Salle#	w 67-66	6,809	Jack Gibbs (22)	Two players (8)
3/14/15	VCU#	73-93 L	8,488	Tyler Kalinoski (19)	Two players (7)
3/20/15	Iowa^	52-83 L		Two players (14)	Jordan Barham (7)

2014-15 STATISTICS

RECORD	OVERALL	HOME	AWAY	NEUTRAL
ALL GAMES	24-8	14-2	9-4	1-2
CONFERENCE	14-4	8-1	6-3	0-0
NON-CONFERENCE	10-4	6-1	3-1	1-2

PLAYER	GP-GS	MIN	FG-FGA	PCT	3FG-FGA	PCT	FT-FTA	PCT	OFF	DEF	TOT	AVG	PF	FO	A	TO	BLK	STL	PTS	AVG
Kalinoski	32-32	1112	119-410	.466	91-215	.423	60-76	.789	48	133	181	5.7	85	3	130	44	13	39	533	16.7
Gibbs	25-24	750	125-261	.479	54-127	.425	101-118	.856	20	73	93	3.7	49	1	120	62	0	38	405	16.2
Sullivan	32-32	1066	134-342	.392	83-234	.355	55-72	.764	6	89	95	3.0	66	0	124	45	1	22	406	12.7
Barham	31-14	671	148-251	.590	8-17	.471	63-101	.624	66	122	188	6.1	76	1	34	33	12	12	367	11.8
Aldridge	32-32	972	111-241	.461	43-111	.387	37-53	.698	58	105	163	5.1	93	2	49	26	35	13	302	9.4
Belford	6-6	122	17-33	.515	3-10	.300	8-11	.727	3	21	24	4.0	16	0	13	9	3	1	45	7.5
Michelsen	32-5	570	60-156	.385	41-116	.353	18-26	.692	12	48	60	1.9	47	1	27	16	5	10	179	5.9
Watkins	23-0	241	23-53	.434	13-29	.448	16-23	.696	7	21	28	1.2	19	0	18	13	1	8	75	3.3
Ekwu	31-13	364	38-85	.447	3-8	.375	15-37	.405	28	68	96	3.1	78	5	11	28	16	13	94	3.0
McAuliffe	32-1	404	40-70	.571	0-0	.000	9-23	.391	31	61	92	2.9	54	0	12	14	7	12	89	2.8
Faines	7-0	8	2-2	1.000	1-1	1.000	2-5	.400	0	0	0	0.0	0	0	0	1	0	0	7	1.0
Perkey	8-0	15	2-3	.667	1-1	1.000	2-2	1.000	0	1	1	0.1	3	0	0	1	0	0	7	0.9
Mackay	18-1	66	4-6	.667	1-2	.500	3-4	.750	2	6	8	0.4	5	0	5	2	0	3	12	0.7
Williams	11-0	21	1-2	.500	0-0	.000	1-2	.500	2	3	5	0.5	5	0	1	3	0	0	3	0.3
Giamoukis	11-0	17	1-4	.250	1-3	.333	0-0	.000	1	0	1	0.1	2	0	1	0	0	0	3	0.3
Reigel	12-0	26	1-5	.200	0-3	.000	0-0	.000	1	2	3	0.3	3	0	2	2	0	0	2	0.2
Total	32	6425	898-1924	.467	343-877	.391	390-553	.705	335	809	1144	35.8	601	13	547	303	93	171	2529	79.0
Opponents	32	6425	814-1838	.443	181-598	.303	412-646	.638	351	781	1132	35.4	574	-	403	370	127	162	2221	69.4

SCORE BY PERIOD

	FIRST	SECOND	OT	TOTAL
Davidson	1258	1256	15	2529
Opponents	1033	1180	8	2221

DEADBALL REBOUNDS

	FIRST	SECOND	TOTAL
Davidson	64	3	67
Opponents	95	9	104

2014-15 A-10 STANDINGS/AWARDS



2014-15 ATLANTIC 10 STANDINGS

	A-10	Pct.	Overall	Pct.
Davidson	14-4	.778	24-8	.750
Dayton	13-5	.722	27-9	.750
Rhode Island	13-5	.722	23-10	.697
VCU	12-6	.667	26-10	.722
Richmond	12-6	.667	21-14	.600
George Washington	10-8	.556	22-13	.629
St. Bonaventure	10-8	.556	18-13	.581
Massachusetts	10-8	.556	17-15	.531
La Salle	8-10	.444	17-16	.515
Saint Joseph's	7-11	.389	13-18	.419
Duquesne	6-12	.333	12-19	.387
Fordham	4-14	.222	10-21	.323
George Mason	4-14	.222	9-22	.290
Saint Louis	3-15	.167	11-21	.344

2015 ATLANTIC 10 TOURNAMENT RESULTS

March 11-15, 2015 - Brooklyn, N.Y.

Wednesday, March 11

Fordham 71, George Mason 65
Duquesne 61, Saint Louis 55

Thursday, March 12

Massachusetts 69, La Salle 76
VCU 63, Fordham 57
St. Bonaventure 60, Saint Joseph's 49
George Washington 73, Duquesne 55

Friday, March 13

Davidson 67, La Salle 66
Richmond 67, VCU 70

Saturday, March 14

Davidson 73, VCU 93
Dayton 56, Rhode Island 52

Sunday, March 15

Dayton 65, VCU 71

COACHES POSTSEASON HONORS

Player of the Year

Tyler Kalinoski, Davidson

Defensive Player of the Year

Briante Weber, VCU

Rookie of the Year

Eric Paschall, Fordham

Coach of the Year

Bob McKillop, Davidson

All-Conference First Team

Tyler Kalinoski, Davidson

Jordan Sibert, Dayton

Kendall Anthony, Richmond

DeAndre' Bemby, Saint Joseph's

Treveen Graham, VCU

All-Conference Second Team

Jack Gibbs, Davidson

Brian Sullivan, Davidson

Dyshawn Pierre, Dayton

Jordan Price, La Salle

Hassan Martin, Rhode Island

E.C. Matthews, Rhode Island

All-Conference Third Team

Shevon Thompson, George Mason

Kevin Larsen, George Washington

Cady Lalanne, UMass

Youssou Ndoye, St. Bonaventure

Marcus Posley, St. Bonaventure

All-Rookie Team

Peyton Aldridge, Davidson

Eric Paschall, Fordham

Christian Sengfelder, Fordham

Jared Terrell, Rhode Island

Milik Yarbrough, Saint Louis

GAME RECAPS

GAME #1

DAVIDSON VS. CATHOLIC

Nov. 15, 2014 - Davidson, N.C. - John M. Belk Arena

DAVIDSON, N.C. – Tyler Kalinoski paced five Davidson players in double figures with 19 points, including five of his club's 15 3-pointers, as the Wildcats cruised past Catholic, 102-66, in their season opener at John M. Belk Arena.

Playing in his first collegiate contest, freshman Oskar Michelsen also had the hot-hand from long range going 6-for-7 en route to 18 points. Jack Gibbs scored 17 points to go along with seven assists, while NatShan Ekwu and Jordan Barham finished with 10 points each for the 'Cats.

Like Gibbs, Brian Sullivan handed out seven assists for the Wildcats, who finished with 20 minutes on 33 field goals.

As a team, Davidson (1-0) shot 60 percent in the second half to finish at 50.8 percent overall, including a 51.7 percent clip from downtown. The Wildcats were just as impressive at the charity stripe going 21-for-23 (.913).

Led by 11 boards from freshman Peyton Aldridge, Davidson held a commanding 43-28 advantage on the glass.

Davidson went on a 20-2 run midway through the opening period and stretched its advantage to 29 before going to the break up, 47-23. During the Wildcats' game-changing spurt, they held Catholic (0-1) without a field goal for 11 minutes and 44 seconds.

A pair of Connor Perkey free throws late in the contest gave the Wildcats their largest lead, 97-56, with 3:13 remaining. Half of the Wildcats' point total came from their bench.

Catholic 66 • 0-1

#	Player	FG	F-GA	3-PT	F-GA	FT	FT-FA	Rebounds		PF	TP	A	To	Bk	Shl	Min.
								Off	Def							
01	Kyre Phanoed	0-4	0-2	0-0	2	3	0	0	2	0	0	2	0	0	0	14
02	Kevin Phanoed	1-2	1-1	3-5	2	0	1	4	6	0	1	1	1	0	0	22
03	Eyoson Fomville	4-18	1-3	0-0	1	2	4	19	3	0	1	0	0	0	0	25
15	Ry'n Bland	1-1	0-0	1-3	1	1	2	2	3	0	0	0	0	0	0	22
32	Jay Howard	7-12	1-1	6-9	1	2	4	21	0	5	1	1	0	0	0	29
04	Shakar Evans	0-0	0-0	0-2	0	0	0	0	0	0	0	0	0	0	0	20
04	Wesley Blackwell	0-0	0-0	0-0	0	0	0	0	0	0	0	0	0	0	0	20
10	Louis Khouri	3-5	1-1	5-5	2	3	5	12	2	1	0	1	0	0	0	30
11	Billy Barnes	0-1	0-1	2-2	0	0	0	0	0	1	0	0	0	0	0	11
12	Matt MacKinnon	0-0	0-0	0-0	0	0	1	1	0	0	0	0	0	0	0	1
17	Jeff Holland	0-1	0-1	2-2	0	0	1	2	0	0	0	0	0	0	0	4
25	Chris Biddle	1-3	1-3	0-0	0	0	0	0	0	0	0	0	0	0	0	3
36	Jason Getler	0-1	0-1	0-0	0	0	0	0	0	0	0	0	0	0	0	4
41	Austin Calling	1-3	0-0	0-0	0	0	2	5	0	0	0	0	0	0	0	4
44	Caitin Seward	0-0	0-0	0-2	0	0	0	0	0	0	0	0	0	0	0	4
44	Will Turner	0-0	0-0	0-0	0	0	1	1	0	0	0	0	0	0	0	5
TEAM																
Totals		21-52	6-14	18-28	10	18	28	22	66	9	14	3	5	20	0	200

FG % 1st Half: 7-24 29.2% 2nd Half: 14-28 50.0% Game: 21-52 40.4% Deadead Rebounds
 3FG % 1st Half: 0-4 0.0% 2nd Half: 1-2 33.3% Game: 1-6 16.7%
 FT % 1st Half: 9-13 69.2% 2nd Half: 9-15 60.0% Game: 18-28 64.3%

Davidson 102 • 1-0

#	Player	FG	F-GA	3-PT	F-GA	FT	FT-FA	Rebounds		PF	TP	A	To	Bk	Shl	Min.
								Off	Def							
03	SULLIVAN, Brian	1-11	0-6	2-2	0	0	1	4	4	0	0	1	0	0	21	
04	KALINOSKI, Tyler	4-11	1-2	5-5	1	3	4	19	3	0	1	0	0	0	0	23
12	GIBBS, Jack	7-9	1-2	2-2	0	1	3	4	7	7	3	0	0	0	0	22
23	ALDRIDGE, Peyton	2-4	1-2	2-2	6	7	11	3	7	0	1	0	0	0	0	22
25	BELFORD, Jake	1-3	0-0	0-0	2	3	3	3	4	1	1	0	0	0	0	20
01	EKWU, Nathan	2-4	0-0	4-4	0	0	0	0	0	0	0	0	0	0	0	18
02	WATKINS, Jordan	1-1	1-1	1-2	1	1	1	4	0	0	0	0	0	0	0	7
05	BARHAM, Jordan	3-7	1-2	0-0	3	3	0	1	1	0	0	0	0	0	0	15
11	FACIANE, Jordan	0-0	0-0	2-2	0	0	0	0	0	0	0	0	0	0	0	1
15	MICHELESEN, Oskar	6-7	6-7	0-0	1	2	3	18	0	0	0	0	0	0	0	19
22	MACKAY, Al	0-0	0-0	0-0	0	0	0	0	0	0	0	0	0	0	0	7
31	GIAMOUKIS, Manu	0-2	0-1	0-0	0	0	0	0	0	0	0	0	0	0	0	4
32	REIGEL, Rusty	0-0	0-0	0-0	0	0	0	0	0	0	0	0	0	0	0	3
34	PERKEY, Connor	1-1	0-0	2-2	0	0	1	4	0	0	0	0	0	0	0	4
40	MCALLIFFE, Andrew	1-3	0-0	0-0	0	0	0	0	0	0	0	0	0	0	0	9
TEAM																
Totals		33-65	15-29	21-23	14	29	40	25	102	20	8	3	7	20	0	200

FG % 1st Half: 15-35 42.9% 2nd Half: 18-30 60.0% Game: 33-65 50.8% Deadead Rebounds
 3FG % 1st Half: 7-15 46.7% 2nd Half: 8-14 57.1% Game: 15-29 51.3%
 FT % 1st Half: 10-11 90.9% 2nd Half: 11-12 91.7% Game: 21-23 91.3%

Officials: Les Jones, Anthony Franklin, Jerry Heester
 Technical Fouls: Catholic:None, Davidson:None
 Attendance: 3884

Score by periods	1st			2nd			Total
	1st	2nd	3rd	1st	2nd	3rd	
Catholic	47	15	5	67	102		
Davidson	28	74		102			

Last FG - CATHOLIC 2nd-02:34, DAV 2nd-02:15
 Largest lead - CATHOLIC None, DAV 4th 2:06-03:13
 CUMUL lead for 00:00, DAV led for 38:52, Game was tied for 01:03.

GAME #2

DAVIDSON VS. CAMPBELL

Nov. 18, 2014 - Davidson, N.C. - John M. Belk Arena

DAVIDSON, N.C. – Jake Belford scored a career-high 20 points and Davidson torched the nets for 56.3 percent, including 10 3-pointers, as the Wildcats defeated Campbell, 86-51, in non-conference men's basketball action at Belk Arena.

Belford led a balanced Davidson (2-0) attack that featured 12 different scorers and 40 points from the bench. Jordan Barham joined his classmate in double figures, totaling 14 points on a 7-for-7 night, with 12 coming in the second half. Oskar Michelsen was the sharpest from long-range, hitting 3-of-4 from beyond the arc to improve to 9-for-11 on the season.

Michelsen capped off an 18-2 Davidson run with a 3-pointer and extended the Wildcats' lead to as many as 23, 39-16, in the opening period with another long-range jumper. Belford, who led all players at the break with 12 points, scored on a left-handed layup just before the buzzer to give Davidson a 43-23 advantage at the half.

Kyre' Hammer scored 16 points to lead three Camels in double figures, while D.J. Mason and Curtis Phillips added 15 and 10, respectively.

In addition to a 38-27 margin on the glass, Davidson finished with 52 points in the paint and 25 points off 17 Campbell (1-1) turnovers.

The Camels finished at 46.9 percent, but were limited to just one 3-pointer and went 4-of-16 at the charity stripe.

The 'Cats' largest lead of the night was 37 following a Barham layup with 4:21 to go.

Campbell 51 • 1-1

#	Player	FG	F-GA	3-PT	F-GA	FT	FT-FA	Rebounds		PF	TP	A	To	Bk	Shl	Min.
								Off	Def							
00	HAMER, Kyre'	7-11	0-2	2-4	0	6	6	1	16	0	4	1	2	0	0	25
04	MORSE, Luke	0-2	0-0	0-0	0	2	0	1	0	3	0	0	0	0	0	20
05	DAVIS, Rod	2-11	0-4	0-2	1	2	3	2	4	0	4	0	1	1	0	28
20	RYAN, Andrew	1-1	0-0	0-0	2	4	6	1	2	0	2	0	0	0	0	20
22	ESSON, Luke	7-12	1-1	1-6	1	1	2	15	2	2	2	0	0	0	0	29
11	FACIANE, Jordan	0-0	0-0	0-0	0	0	0	0	0	0	0	0	0	0	0	0
13	RAY, Quanton	1-2	0-1	0-0	0	1	1	0	2	3	1	0	0	0	0	24
15	PHILLIPS, Curtis	4-7	1-2	1-4	0	0	3	5	10	0	1	2	0	0	0	21
30	MABSON, Nehemiah	1-3	0-0	0-0	2	1	3	2	1	3	0	1	0	0	0	14
TEAM																
Totals		23-49	1-11	4-16	6	21	12	51	9	17	6	3	20	0	0	200

FG % 1st Half: 11-24 45.8% 2nd Half: 12-25 48.0% Game: 23-49 46.9% Deadead Rebounds
 3FG % 1st Half: 1-6 16.7% 2nd Half: 0-5 0.0% Game: 1-11 9.1%
 FT % 1st Half: 0-6 0.0% 2nd Half: 4-10 40.0% Game: 4-16 25.0%

Davidson 86 • 2-0

#	Player	FG	F-GA	3-PT	F-GA	FT	FT-FA	Rebounds		PF	TP	A	To	Bk	Shl	Min.
								Off	Def							
03	SULLIVAN, Brian	2-8	2-4	0-0	1	3	4	3	6	2	0	0	0	0	0	25
04	KALINOSKI, Tyler	3-7	2-4	0-0	0	4	4	8	4	1	0	0	0	0	0	23
12	GIBBS, Jack	1-7	1-5	0-2	1	3	4	0	5	6	1	0	0	0	0	20
23	ALDRIDGE, Peyton	3-7	1-1	0-0	2	2	4	3	7	2	1	0	0	0	0	29
25	BELFORD, Jake	9-12	1-2	1-2	1	2	3	20	2	1	2	0	0	0	0	24
01	EKWU, Nathan	3-4	0-0	0-2	1	4	5	4	6	0	1	2	1	0	0	17
02	WATKINS, Jordan	1-2	0-0	0-0	0	1	1	2	0	1	0	0	0	0	0	5
05	BARHAM, Jordan	7-7	0-0	0-0	2	2	3	14	1	0	0	0	0	0	0	12
14	WILLIAMS, Matt	1-1	0-0	0-0	0	0	0	0	0	0	0	0	0	0	0	4
15	MICHELESEN, Oskar	3-4	3-4	0-0	0	0	0	2	2	1	0	0	0	0	0	23
22	MACKAY, Al	0-0	0-0	1-2	0	0	0	0	0	1	0	0	0	0	0	1
31	GIAMOUKIS, Manu	0-0	0-0	0-0	0	0	0	0	0	0	0	0	0	0	0	4
32	REIGEL, Rusty	0-0	0-0	0-0	0	0	0	0	0	0	0	0	0	0	0	3
34	PERKEY, Connor	0-0	0-0	0-0	0	0	0	0	0	0	0	0	0	0	0	2
40	MCALLIFFE, Andrew	3-5	0-0	0-0	2	3	5	1	6	0	1	0	0	0	0	8
TEAM																
Totals		36-64	10-21	4-8	9	29	36	22	86	18	9	5	20			

GAME RECAPS

GAME #3

DAVIDSON VS. No. 6/6 NORTH CAROLINA

Nov. 22, 2014 - Charlotte, N.C. - Time Warner Arena

GAME #4

DAVIDSON AT UCF

Nov. 26, 2014 - Orlando, Fla. - CFE Arena

CHARLOTTE, N.C. - Despite a season-high 25 points from Peyton Aldridge, Davidson suffered a 90-72 setback to No. 6/6 North Carolina in non-conference men's basketball action at Time Warner Cable Arena.

Aldridge, a freshman from Leavittsburg, Ohio, finished 9-of-16 from the floor, including hitting six of the Wildcats' 11 buckets from behind the arc. Tyler Kalinoski (12) and Jake Belford (10) also contributed double figures for Davidson (2-1), which shot just 33.8 percent (25-74).

Kennedy Meeks led four Tar Heels in double digits with 19 points to go along with a game-high 12 rebounds. Justin Jackson scored 18 points on 7-of-10 shooting, while Marcus Paige and J.P. Tokoto added 13 and 10, respectively.

After Kalinoski's 3-pointer cut the deficit to 28-26, North Carolina responded with an 11-0 run late in the first half and didn't allow the Wildcats closer than eight the rest of the way.

The Tar Heels, who shot just under 48 percent from the floor, stretched their lead to as many as 24, 88-64, on a Tokoto dunk with under two minutes to play.

In addition to nine blocks, North Carolina (3-0) held a 51-42 advantage on the glass and finished with 44 points in the paint.

ORLANDO, Fla. - Jack Gibbs scored a career-high 37 points, Tyler Kalinoski added a personal best 25 and Davidson torched the nets for 53.6 percent, including 13 3-pointers as the Wildcats cruised to a 95-69 victory over UCF at CFE Arena.

Gibbs (15-of-17) and Kalinoski (9-of-15) combined to go 24-for-32 from the floor and drilled 10 3-pointers (5 each), while leading Davidson (3-1) to a convincing 42-26 advantage on the glass with six and eight boards, respectively. Freshman Nathan Ekwu also contributed double figures for the 'Cats with 11 points off the bench.

The win was the 475th of head coach Bob McKillop's 26-year career on the Davidson bench.

Davidson, which entered the contest ranked fourth in 3-pointers made per contest, shot 58.8 percent in the final stanza, including 9-of-19 from downtown.

In addition to 22 first-half points from Gibbs on 9-of-10 shooting, the Wildcats went on a 14-4 run late in the period to go up by 11, before taking a 45-38 lead into the break.

Davidson opened the second half on an 18-8 streak and stretched the margin to as many as 29, 92-63, with under five minutes to play on an Ekwu dunk.

Like the Wildcats, UCF (3-1) had three players in double digits, led by Daiquan Walker's 15 points.

After UCF cut the deficit to 14 with 11:17 to play, the Wildcats responded with a 17-5 spur capped off by three straight triples from Kalinoski, who poured in 21 points in the second half.

North Carolina 90 • 3-0

#	Player	Total			3-Ptr			Rebounds			PF	PT	A	T	Blk	Stk	Min
		FG	FGA	FT	FTA	FG	FGA	FT	FTA	OR							
03	Kennedy Meeks	* 9-13	0-0	1-3	3	9	12	2	19	3	1	2	2	31			
09	Marcus Paige	* 4-11	3-6	2-2	1	1	2	0	13	4	0	1	0	33			
11	Brice Johnson	* 4-8	0-0	1-2	3	4	7	5	9	1	3	2	0	15			
13	J.P. Tokoto	* 3-11	0-2	4-8	2	5	7	0	10	4	1	0	0	28			
44	Justin Jackson	* 7-10	1-3	3-4	0	3	2	18	4	1	0	1	1	28			
00	Nate Britt	* 1-4	1-2	0-0	0	0	1	5	0	0	0	0	0	34			
01	Theo Pinson	* 2-6	1-2	2-2	1	2	3	1	7	1	0	2	1	14			
02	Joel Berry II	* 0-1	0-1	0-0	0	0	0	1	0	2	0	0	0	6			
14	Desmond Hubert	* 0-0	0-0	0-0	3	4	1	0	2	0	2	0	0	5			
21	Jackson Simmons	* 0-0	0-0	0-0	0	0	0	0	0	1	0	0	0	5			
22	Isiah Hicks	* 3-5	0-0	3-5	2	2	4	2	9	1	2	1	2	19			
42	Joel James	* 0-0	0-0	0-0	0	0	0	1	0	0	0	0	0	2			
	Team				5	4	9										
	Totals	33-69	6-17	18-28	12	25	41	16	90	21	9	9	4	200			

FG % 1st half: 17-37 45.9% 2nd half: 16-32 50.0% Game: 33-69 47.8% Deaball
3FG % 1st half: 4-10 40.0% 2nd half: 2-7 28.6% Game: 6-17 35.3% Rebounds
FT % 1st half: 8-12 66.7% 2nd half: 10-16 62.5% Game: 18-28 64.3%

Davidson 72 • 2-1

#	Player	Total			3-Ptr			Rebounds			PF	PT	A	T	Blk	Stk	Min
		FG	FGA	FT	FTA	FG	FGA	FT	FTA	OR							
03	SULLIVAN, Brian	* 2-10	0-8	0-0	0	5	3	4	4	2	1	1	25				
04	KALINOSKI, Tyler	* 4-18	2-9	2-2	3	4	7	12	4	0	2	0	38				
12	GIBBS, Jack	* 2-10	1-3	2-2	1	2	3	0	7	6	2	0	1	30			
23	ALDRIDGE, Peyton	* 9-16	6-10	1-1	2	4	6	25	2	0	0	0	34				
25	BELFORD, Jake	* 3-7	0-2	4-4	1	1	2	10	2	1	0	1	21				
01	WALKINS, Jordan	* 1-3	0-0	0-1	3	2	5	3	2	0	1	2	16				
05	BARHAM, Jordan	* 2-6	0-0	1-1	1	3	2	2	5	2	0	0	14				
15	MICHELSEN, Oskar	* 2-4	2-4	1-2	1	0	1	3	7	0	2	0	19				
00	MCALLIFFE, Andrew	* 0-0	0-0	0-0	0	0	1	1	0	0	0	0	3				
	Team				4	2	6										
	Totals	25-74	11-36	11-13	17	25	42	18	72	18	10	6	2	200			

FG % 1st half: 12-35 34.3% 2nd half: 13-39 33.3% Game: 25-74 33.8% Deaball
3FG % 1st half: 5-16 31.3% 2nd half: 6-20 30.0% Game: 11-36 30.6% Rebounds
FT % 1st half: 5-5 100.0% 2nd half: 6-8 75.0% Game: 11-13 84.6%

Officials: Bryan Kersy, Mike Eades, Doug Shoss
Attendance: 1113

Score by periods	1st		2nd		Total
	Davidson	NC	Davidson	NC	
North Carolina	46	44	90		
Davidson	34	38	72		

Start FG - NC 2nd 00:38, Davidson 00:26.

Latest lead - NC 24 2nd 01:46, Davidson 5 1st 15:45.

Points	In	Off	2nd	Fast	Bench
NC	44	19	24	19	21
DAV	22	5	15	5	14

Score tied - 1 time.

Lead changed - 4 times.

Davidson 95 • 3-1

#	Player	Total			3-Ptr			Rebounds			PF	PT	A	T	Blk	Stk	Min
		FG	FGA	FT	FTA	FG	FGA	FT	FTA	OR							
23	ALDRIDGE, Peyton	* 2-6	0-3	0-0	2	2	4	3	1	2	2	4	1	0	24		
25	BELFORD, Jake	* 1-3	0-1	0-0	0	2	2	1	2	1	2	2	0	0	13		
03	SULLIVAN, Brian	* 1-5	1-5	1-2	0	3	3	4	4	1	0	0	0	18			
04	KALINOSKI, Tyler	* 9-15	5-10	2-2	0	8	8	0	25	5	1	1	24				
12	GIBBS, Jack	* 4-7	1-7	1-1	4	6	6	3	7	2	3	0	2	32			
01	EKWU, Nathan	* 4-7	2-2	1-2	3	3	6	3	11	2	1	0	0	20			
02	WALKINS, Jordan	* 0-1	0-0	0-0	1	1	1	0	0	0	0	0	0	4			
00	BARHAM, Jordan	* 3-5	0-0	2-4	1	2	2	8	1	4	0	0	2	12			
14	WILLIAMS, Matt	* 0-0	0-0	0-0	1	1	0	1	0	0	0	0	0	3			
15	MICHELSEN, Oskar	* 3-8	0-0	1-1	2	2	2	8	1	4	0	0	2	25			
22	MACAV, Ali	* 0-0	0-0	0-0	1	1	0	0	0	0	0	0	0	3			
23	REIGEL, Rusty	* 0-0	0-0	0-0	0	0	0	0	0	0	0	0	0	1			
24	PERKEY, Connor	* 0-1	0-0	0-0	0	0	0	0	0	0	0	0	0	1			
40	MCALLIFFE, Andrew	* 1-1	0-0	0-0	0	0	0	1	2	0	0	0	0	10			
	Team				3	3	3										
	Totals	37-69	13-34	8-12	11	31	42	19	95	18	10	2	6	200			

FG % 1st half: 17-35 48.6% 2nd half: 20-34 58.8% Game: 37-69 53.6% Deaball
3FG % 1st half: 4-15 26.7% 2nd half: 9-19 47.4% Game: 13-34 38.2% Rebounds
FT % 1st half: 7-10 70.0% 2nd half: 1-2 50.0% Game: 8-12 66.7%

UCF 69 • 3-1

#	Player	Total			3-Ptr			Rebounds			PF	PT	A	T	Blk	Stk	Min
		FG	FGA	FT	FTA	FG	FGA	FT	FTA	OR							
23	WILSON, Kasey	* 5-11	0-5	3-4	0	3	3	2	13	1	0	1	1	30			
52	BLAIR, Stephen	* 2-3	0-0	0-0	0	2	2	3	4	0	2	1	2	16			
01	TAYLOR, B.J.	* 1-2	0-0	0-0	0	3	3	1	4	2	2	0	0	22			
10	HERNDIQUEZ, Adony	* 6-14	0-5	2-2	0	1	1	14	1	2	0	1	34				
11	GOODWIN, Brandon	* 2-4	0-0	3-5	1	1	2	2	7	5	2	0	25				
12	WALKINS, Jordan	* 3-8	0-1	1-1	1	1	1	1	15	1	0	1	1	31			
15	KARELL, Dylan	* 2-2	0-0	1-2	1	2	2	5	0	0	0	0	11				
25	HOLMES, Myles	* 0-0	0-0	0-0	0	0	0	0	0	0	0	0	0	3			
26	MUNIN, Doryjdie	* 0-0	0-0	0-0	0	0	0	0	0	0	0	0	0	1			
25	HOLMES, Marshall	* 0-0	0-0	0-0	0	0	0	0	0	0	0	0	0	1			
33	DAVIS, Shaheed	* 3-5	1-2	2-4	4	4	3	7	0	3	2	1	22				
24	MCRIFF, Justin	* 0-2	0-0	0-0	1	1	1	0	1	0	1	0	1	4			
	Team				2	2	2										
	Totals	28-61	4-22	9-16	5	23	28	17	69	10	12	5	3	200			

FG % 1st half: 17-31 54.8% 2nd half: 11-30 36.7% Game: 28-61 45.9% Deaball
3FG % 1st half: 2-10 20.0% 2nd half: 2-12 16.7% Game: 4-22 18.2% Rebounds
FT % 1st half: 2-5 40.0% 2nd half: 7-11 63.6% Game: 9-16 56.3%

Officials: Ray Shyvis, Brian O'Connell, Clarence Armstrong
Attendance: 3458

Score by periods	1st		2nd		Total
	Davidson	UCF	Davidson	UCF	
Davidson	45	50	95		
UCF	38	31	69		

Start FG - DAV 2nd 01:33, UCF 2nd 00:47.

Latest lead - DAV 24 2nd 04:58, UCF by 6 1st 15:56.</

GAME RECAPS

GAME #3

DAVIDSON VS. WILMINGTON

Nov. 29, 2014 - Davidson, N.C. - John M. Belk Arena

DAVIDSON, N.C. – A strong defensive effort and double-figure scoring from Peyton Aldridge and Jack Gibbs led Davidson to a 72-49 victory over UNCW in non-conference men's basketball action at Belk Arena.

In addition to forcing 20 turnovers, Davidson (4-1) held the Seahawks to just 30.4 percent from the floor, including a 3-for-15 effort from behind the 3-point line.

Aldridge, who was named the A-10 Rookie of the Week on Monday, led the Wildcats with 17 points and nine rebounds, while Gibbs finished with 13 points and a game-high four assists.

Playing its fourth straight road contest to begin the season, UNCW (2-2) was led by a pair of double-doubles, as Addison Spruill scored 17 points and had 10 boards, while Cedrick Williams added 15 and 12.

After Spruill cut the Seahawk deficit to 14-11, midway through the opening period, Davidson responded with a 16-3 run capped off by a Tyler Kalinoski trey to push the margin to double digits, where it would stay the rest of the way. The Wildcats led by as many as 19 in the half before going to the break up, 41-24.

Despite struggling from the floor at just 34.3 percent overall, Davidson held a 50-45 advantage on the glass, including 19 offensive rebounds.

The Seahawks closed to within 13 early in the second half, but was unable to inch closer as the Wildcats stretched their lead to 24 on separate occasions, both after Jordan Barham layups with over five minutes remaining.

UNCW 49 • 2-2

#	Player	Total		3-Ptr		Rebounds		FT-FTA		Off Def Tot		PF	TP	A	TO	Bk	Stl	Min	
		FG	FGA	FG	FGA	FT	FTA	O	D	T									
00	Ponder, Craig	0-7	0-3	0-0	0-2	2-2	3-3	0-0	3-5	0-0	0-0	3	4	0	0	0	0	34	
10	Jackson, Freddie	2-11	1-4	2-2	2-1	3-2	7-2	4-0	4-0	3-3	3-3	2	3	0	0	0	0	33	
23	Gettys, C.J.	2-3	0-0	0-0	0-4	4-3	4-0	0-2	0-2	0-0	0-0	2	1	0	0	0	0	16	
24	Spruill, Addison	6-13	2-3	3-5	3-7	10-13	17-1	1-3	1-1	2-9	2-9	2	3	0	0	0	0	29	
40	Williams, Cedrick	6-15	0-3	3-6	5-7	12-4	15-1	1-2	3-2	3-2	3-2	2	1	0	0	0	0	32	
03	Powell, Nick	0-0	0-0	0-0	0-0	0-0	0-0	0-0	0-0	0-0	0-0	0	0	0	0	0	0	1	
04	Talley, Jordan	0-2	0-0	4-4	0-2	2-5	4-4	2-3	0-0	0-0	0-0	0	0	0	0	0	0	14	
13	Ogobodo, Chuck	1-2	0-0	0-1	3-1	4-1	2-0	2-3	0-1	0-1	0-1	1	1	0	0	0	0	15	
14	Pugh, Malik	0-3	0-2	0-1	0-1	1-0	0-0	1-1	0-1	0-1	1	1	0	0	0	0	0	15	
30	Hickson, Kevin	0-0	0-0	0-1	0-0	0-1	0-0	0-0	1-1	1-1	1	1	0	0	0	0	0	11	
Team																			
Totals		17-56	3-15	13-20	15-30	45-22	49-9	9-20	7-6	20-0									

FG % 1st Half: 9-28 28.6% 2nd half: 9-28 32.1% Game: 17-56 30.4%
 3FG % 1st Half: 1-6 16.7% 2nd half: 2-9 22.2% Game: 3-15 20.0%
 FT % 1st Half: 7-12 58.3% 2nd half: 5-8 62.5% Game: 12-20 60.0%

Davidson 72 • 4-1

#	Player	Total		3-Ptr		Rebounds		FT-FTA		Off Def Tot		PF	TP	A	TO	Bk	Stl	Min	
		FG	FGA	FG	FGA	FT	FTA	O	D	T									
03	SULLIVAN, Brian	2-10	2-7	1-2	0-2	2-2	2-2	3-0	3-0	2-2	2-2	2	2	0	0	0	0	27	
04	KALINOSKI, Tyler	4-11	1-4	0-0	2-3	5-3	9-2	1-1	2-2	2-7	2-7	2	3	0	0	0	0	27	
12	GIBBS, Jack	3-8	0-3	7-8	1-3	4-1	13-4	2-3	0-0	2-30	2-30	2	3	0	0	0	0	20	
23	ALDRIDGE, Peyton	5-12	1-1	6-8	4-5	9-3	17-2	1-1	0-0	2-27	2-27	2	3	0	0	0	0	27	
25	BELOFORD, Jake	2-5	2-3	0-0	0-8	4-6	1-3	0-0	1-2	1-21	1-21	2	1	0	0	0	0	11	
01	EKWU, Nathan	0-5	0-0	0-0	2-0	2-4	0-0	0-0	1-2	1-11	1-11	0	0	0	0	0	0	11	
02	WATKINS, Jordan	0-1	0-0	2-2	0-0	1-1	2-0	0-0	0-0	0-6	0-6	0	0	0	0	0	0	6	
05	BARHAM, Jordan	3-7	0-0	2-5	3-3	6-1	8-0	0-0	1-2	1-11	1-11	0	0	0	0	0	0	11	
28	MICHELSEN, Oskar	1-4	1-4	0-0	1-2	2-3	3-2	0-0	0-0	2-24	2-24	2	1	0	0	0	0	24	
22	MACKAY, Jay	0-0	0-0	0-0	1-1	0-0	1-0	0-0	0-0	1-1	1-1	0	0	0	0	0	0	1	
31	GIAMOUKIS, Manu	1-1	1-4	0-0	0-0	0-0	0-0	0-0	0-0	1-1	1-1	0	0	0	0	0	0	1	
32	REIGEL, Rusby	0-0	0-0	0-0	0-0	0-0	0-0	0-0	0-0	0-1	0-1	0	0	0	0	0	0	1	
34	PERKEY, Connor	0-0	0-0	0-0	0-0	0-0	0-0	0-0	0-0	0-0	0-0	0	0	0	0	0	0	1	
40	MCALLIFFE, Andrew	2-3	0-0	0-0	1-2	2-4	4-1	1-1	0-1	1-10	1-10	2	0	0	0	0	0	10	
Team																			
Totals		23-67	8-23	18-25	19-31	50-23	72-16	11-1	3-2	20-0									

FG % 1st Half: 14-34 41.2% 2nd half: 9-33 27.3% Game: 23-67 34.3%
 3FG % 1st Half: 5-13 38.5% 2nd half: 3-10 30.0% Game: 9-23 38.8%
 FT % 1st Half: 8-11 72.7% 2nd half: 10-14 71.4% Game: 18-25 72.0%

Score by periods	1st	2nd	3rd	4th	Total
UNCW	24	25	49		
Davidson	41	31	72		

Points	In	Off	2nd	Fast	Bench
UNCW	16	11	12	4	
DAV	37	16	10	4	20

Last FG: UNCW 2nd-02:15, DAV 2nd-00:41.
 Largest lead: UNCW None, DAV 7v 24:20:55.
 UNCW lead for 00:00, DAV led for 38:55. Game was tied for 01:05.

GAME #6

DAVIDSON VS. CHARLOTTE

Dec. 3, 2014 - Davidson, N.C. - John M. Belk Arena

DAVIDSON, N.C. – Tyler Kalinoski scored all of his game-high 19 points in the second half and Davidson torched the nets for 58.2 percent, including 14-of-30 from behind the 3-point line as the Wildcats retained the Hornets' Nest Trophy with a 92-86 victory over cross-county rival Charlotte at Belk Arena.

Kalinoski, who scored 21 of his career-high 25 points after intermission a week ago at UCF, finished 7-of-11 from the floor, drilled five 3-pointers and had four assists. The senior captain was joined in double figures by Jordan Barham (16), Brian Sullivan (15), Jack Gibbs (12) and Peyton Aldridge (10).

Davidson (5-1), which finished 32-of-55 from the field, handed out 24 assists and had a 37-31 advantage on the glass.

Trailing 9-8 early in the contest, the Wildcats reeled off nine unanswered to take the lead for good. After Charlotte cut the deficit back to one, 35-34, Davidson closed the first half on a 10-4 spurt to take a 45-38 lead into the break.

Willie Clayton, who fouled out with 5:38 remaining, led six Charlotte players in double figures with 17 points. Torri Dorn contributed 16 off the bench, while Pierrria Henry added 13 to go along with a game-high eight assists, six rebounds and four steals.

Charlotte (4-3) also shot better than 50 percent from the floor, but hit just 6-of-21 attempts from long range.

The Wildcats opened the second half with four consecutive treys to push the margin to double digits and didn't allow the 49ers closer than five the rest of the way. A Gibbs' free throw with 4:24 left gave Davidson its largest lead of the night, 83-68.

Charlotte 86 • 4-3

#	Player	Total		3-Ptr		Rebounds		FT-FTA		Off Def Tot		PF	TP	A	TO	Bk	Stl	Min	
		FG	FGA	FG	FGA	FT	FTA	O	D	T									
01	OGRIEZE, Braxton	2-7	0-3	2-2	0-1	1-3	3-6	2-1	0-3	2-36	2-36	2	1	0	0	0	0	36	
12	THORNE JR., Mike	4-6	0-0	2-7	3-2	5-1	1-0	1-1	0-0	2-27	2-27	1	0	0	0	0	0	27	
14	WILLIAMS, Terrence	5-7	1-1	1-2	2-1	3-4	4-2	4-0	0-0	2-30	2-30	2	1	0	0	0	0	27	
15	HENRY, Pierrria	5-14	0-3	3-3	2-4	4-6	4-3	8-2	1-4	2-25	2-25	2	1	0	0	0	0	25	
21	CLAYTON, Willie	6-8	0-0	5-7	2-2	4-5	5-7	1-2	0-0	1-16	1-16	1	2	0	0	0	0	16	
02	DORN, Torri	5-11	3-7	3-6	0-5	5-5	2-16	0-2	0-0	2-30	2-30	2	1	0	0	0	0	30	
05	WOODS, Keyshawn	5-9	2-6	0-1	1-3	4-1	1-2	0-0	0-0	1-28	1-28	0	0	0	0	0	0	28	
11	BENKOVIC, Ivan	0-1	0-1	0-0	0-0	0-0	0-1	0-0	0-0	0-0	0-0	0	0	0	0	0	0	0	
20	BLAKLEY, Cameron	0-0	0-0	0-0	0-0	0-0	0-0	0-0	0-0	0-0	0-0	0	0	0	0	0	0	0	
Team																			
Totals		32-63	6-21	11-28	10-21	31-22	86-16	1-0	1-1	7-20									

FG % 1st Half: 15-28 53.6% 2nd half: 17-35 48.6% Game: 32-63 50.8%
 3FG % 1st Half: 4-13 30.8% 2nd half: 2-8 25.0% Game: 6-21 28.6%
 FT % 1st Half: 4-10 40.0% 2nd half: 12-18 66.7% Game: 16-28 57.1%

Davidson 92 • 5-1

#	Player	Total		3-Ptr		Rebounds		FT-FTA		Off Def Tot		PF	TP	A	TO	Bk	Stl	Min	
		FG	FGA	FG	FGA	FT	FTA	O	D	T									
03	SULLIVAN, Brian	4-12	3-8	4-5	0-5	5-7	3-15	4-1	0-0	3-28	3-28	2	3	1	0	0	0	38	
04	KALINOSKI, Tyler	7-11	5-8	0-0	1-2	3-3	19-4	1-1	0-0	2-28	2-28	2	3	1	0	0	0	28	
12	GIBBS, Jack	3-5	3-5	3-4	1-2	3-1	12-5	2-0	2-25	2-25	2	3	0	0	0	0	0	25	
23	ALDRIDGE, Peyton	4-9	0-5	0-2	1-0	1-1	4-10	3-2	1-0	2-11	2-11	0	0	0	0	0	0	11	
25	BELOFORD, Jake	1-3	0-2	1-3	1-5	4-3	5-3	0-0	0-0	2-23	2-23	0	0	0	0	0	0	23	
01	EKWU, Nathan	1-1	0-0	0-0	1-1	2-2	5-0	2-0	0-0	1-18	1-18	0	0	0	0	0	0	18	
02	WATKINS, Jordan	0-0	0-0	1-2	0-0	1-0	0-0	0-0	0-0	1-04	1-04	0	0	0	0	0	0	4	
05	BARHAM, Jordan	1-8	0-0	2-3	2-3	5-3	16-2	0-0	0-0	3-18	3-18	2	3	0	0	0	0	18	
28	MICHELSEN, Oskar	3-4	1-2	3-3	0-3	0-3	9-1	0-0	0-0	1-10	1-10	1	1	0	0	0	0	10	
22	MACKAY, Jay	0-0	0-0	0-0	0-0	0-0	0-0	0-0	0-0	0-0	0-0	0	0	0	0	0	0	0	
40	MCALLIFFE, Andrew	2-2	0-0	1-2	1-2	2-2	9-0	0-0	0-0	2-19	2-19	2	0	0	0	0	0	19	
Team																			
Totals		32-55	14-30	14-24	4-6	28-37	92-26	2-0	2-0	24-30									

GAME #7

DAVIDSON VS. STETSON

Dec. 6, 2014 - Davidson, N.C. - John M. Belk Arena

DAVIDSON, N.C. – Tyler Kalinoski matched his career-high with 25 points and Davidson drilled a season-high 16 3-pointers, as the Wildcats cruised to a 90-59 victory over Stetson in non-conference men's basketball action at Belk Arena.

Davidson (6-1) was more efficient from long range (47.1 percent) than from the field overall (44.9 percent), led by Kalinoski's 7-for-9 3-point performance. He also had nine rebounds and four assists, and was joined in double figures by Oskar Michelsen with 16 points on four treys, and Brian Sullivan, who added 14 points to go along with a career-high eight assists.

As a team, the 'Cats tallied a season-high 25 assists on 31 baskets. Davidson also out-rebounded Stetson 53-31, led by Nathan Ekwu's personal best 10.

Davidson, which shot 51.4 percent and drilled eight treys in the opening period, closed on an 18-4 run to take a 48-24 lead into the half. Michelsen led all players at the break with 13 points, while Sullivan had 12 and six assists in the first 20 minutes.

In addition to their efficiency on the offensive end, the Wildcats were just as impressive defensively holding Stetson (3-7) to just 32.2 percent.

B.J. Glasford and Kentwan Smith were the lone Hatters in double figures with 15 and 11, respectively.

Highlighted by three 3-pointers, Davidson rebounded off 15 straight early in the second half and eventually stretched its margin to as many as 44 with just under four minutes to play.

GAME #8

DAVIDSON AT MONTANA

Dec. 10, 2014 - Missoula, Mont. - Dahlberg Arena

MISSOULA, Mont. – In addition to the backcourt trio of Jack Gibbs (28), Brian Sullivan (22) and Tyler Kalinoski (21) combining for 71 points, Davidson shot 58.9 percent and drilled 34-of-36 free throws as the Wildcats won their fifth straight with a 110-99 victory over Montana at Dahlberg Arena.

Davidson (7-1), which just missed tying the school record (111, at William & Mary, Feb. 4, 1964) for most points in a road contest, also got double figures from Jordan Barham and Peyton Aldridge, who scored 16 and 14, respectively.

The last time three Wildcats scored at least 20 points in a contest was on Feb. 27, 2010 when Brendan McKillop, JP Kuhlman and Jake Cohen each recorded 24 in a double-over-time win at Elon.

Gibbs and Kalinoski, the last two A-10 Players of the Week, both went 7-of-13 from the floor with a pair of 3-pointers, while Sullivan had his best contest of the season drilling four treys and 8-of-9 free throws. Gibbs, who scored 23 points after intermission, also finished a perfect 12-for-12 at the charity stripe and handed out a game-high eight assists.

The Wildcats, who entered the night tied for second nationally in 3-pointers per contest making 12.4 per game, connected on 10-of-23 for a 43.5 percent clip.

After Montana (3-5) cut the deficit to 58-56 early in the second half, Davidson responded with an 11-3 run and stretched its advantage to 12, 80-68, following a Sullivan 4-point play and Gibbs' triple in consecutive trips. The Grizzlies got to within 96-93 with 2:49 remaining, but were unable to inch closer as Sullivan drilled back-to-back long range jumpers to put the game out of reach.

Montana was just as impressive at the offensive end shooting 55.9 percent, including 11-of-22 from behind the 3-point line.

For the seventh time in eight contests, Davidson controlled the glass out-rebounding the Grizzlies, 31-23.

Stetson 59 • 3-7

#	Player	Total		3-Ptr		Rebounds			PF	TP	A	T	Bk	Stl	Min
		FG	FGA	FG	FGA	FT	FTA	Off							
02	Smith, Kentwan	3-5	0-2	5-5	1	2	3	11	1	2	0	0	0	18	
04	Myles, Divine	2-3	0-2	3-3	2	1	3	1	0	0	1	0	1	30	
12	Joseph, Jonathan	0-5	0-2	0-1	1	4	5	2	0	2	1	0	2	20	
15	Rivers, Angel	2-6	1-5	0-3	0	3	3	5	4	2	0	1	3	23	
40	Sikora, Kyle	1-2	0-2	0-0	0	3	2	2	0	1	0	1	0	18	
03	Glasford, B.J.	4-7	3-5	4-5	1	1	2	0	15	1	1	0	1	21	
10	Lozova, Grant	3-9	2-6	0-0	0	4	4	8	1	2	0	0	2	23	
20	Sikora, Wyatt	2-3	0-1	1-1	1	2	3	5	0	0	3	0	2	15	
24	Harvey, Cameron	2-10	1-7	2-2	0	3	3	1	7	0	0	0	0	22	
Team					0	3	3								
Totals		19-59	7-31	14-22	6	25	31	13	59	9	10	4	3	200	

FG % 1st Half: 73.8 25.0% 2nd Half: 12.1 38.7% Games: 19-59 32.2%

3FG % 1st Half: 2-13 15.4% 2nd Half: 5-18 27.8% Games: 7-31 22.6%

FT % 1st Half: 8-12 66.7% 2nd Half: 6-10 60.0% Games: 14-22 63.6%

Davidson 90 • 6-1

#	Player	Total		3-Ptr		Rebounds			PF	TP	A	T	Bk	Stl	Min
		FG	FGA	FG	FGA	FT	FTA	Off							
01	EKWU, Nathan	3-5	0-0	1-2	4	6	2	7	1	1	1	0	1	19	
03	SULLIVAN, Brian	6-13	2-8	0-0	0	2	3	14	8	1	0	1	0	32	
40	KALINOSKI, Tyler	8-12	7-9	2-2	1	8	9	3	25	4	1	0	1	30	
12	GIBBS, Jack	1-3	1-2	4-4	0	3	3	7	6	1	0	1	0	20	
23	ALDRIDGE, Peyton	2-9	1-4	4-4	1	4	5	2	9	1	0	1	0	26	
02	WATKINS, Jordan	1-3	1-2	0-0	0	5	1	3	0	0	0	0	1	12	
05	BARHAM, Jordan	3-6	0-0	1-1	1	3	4	7	1	1	0	0	0	15	
13	FAINES, Kamau	0-0	0-0	0-2	0	0	0	0	0	0	0	0	0	1	
14	WILLIAMS, Matt	0-1	0-1	0-0	1	1	0	0	0	0	0	0	0	3	
15	MICHELSSEN, Oskar	6-12	4-8	0-0	1	3	4	16	2	2	2	1	1	21	
22	MACKAY, Ali	0-0	0-0	0-0	1	1	0	1	1	0	0	0	0	5	
31	GIANKOUKIS, Manu	1-3	0-0	0-0	0	2	0	0	0	0	0	0	0	10	
32	REGLY, Rusty	0-1	0-1	0-0	1	1	0	1	0	1	0	0	0	2	
34	PERKEY, Connor	0-0	0-0	0-0	0	0	0	0	0	0	0	0	0	2	
40	MCALIFFE, Andrew	1-4	0-0	0-0	2	2	2	1	0	1	0	0	0	13	
Team					3	2	5								
Totals		31-69	16-34	12-15	14	39	53	21	90	25	9	2	4	200	

FG % 1st Half: 18-35 51.4% 2nd Half: 13-34 38.2% Games: 31-69 44.9%

3FG % 1st Half: 8-17 47.1% 2nd Half: 8-17 47.1% Games: 16-38 42.1%

FT % 1st Half: 4-5 80.0% 2nd Half: 8-10 80.0% Games: 12-15 80.0%

Technical fouls: Stetson-None, Davidson-None.

Attendance: 3132

Score by periods	1st		2nd		Total	
	1st	2nd	1st	2nd	Total	Diff
Stetson	24	35	59			
Davidson	48	42	90			

Points in Paint: Stetson 26, Davidson 35
 Points Off the Glass: Stetson 16, Davidson 28
 Largest Lead: STET 7 (2:12:40), DAV 42 (0:33:54)
 STET led for 00:10, DAV led for 38:28. Game was tied for 0:29.

Davidson 110 • 7-1

#	Player	Total		3-Ptr		Rebounds			PF	TP	A	T	Bk	Stl	Min
		FG	FGA	FG	FGA	FT	FTA	Off							
01	EKWU, Nathan	1-1	0-0	1-2	1	3	4	3	0	0	0	0	0	16	
23	ALDRIDGE, Peyton	6-9	0-2	2-2	2	4	6	3	14	1	0	1	0	36	
03	SULLIVAN, Brian	5-8	4-7	8-9	0	2	3	22	2	0	0	1	3	32	
40	KALINOSKI, Tyler	7-13	2-6	9-9	1	6	7	21	3	2	0	0	0	37	
12	GIBBS, Jack	9	7-13	2-5	12-12	0	2	2	28	8	4	0	2	38	
05	BARHAM, Jordan	5-6	0-0	6-6	1	3	4	12	6	1	2	0	0	18	
15	MICHELSSEN, Oskar	2-4	2-2	0-0	0	1	1	6	0	0	0	0	0	15	
40	MCALIFFE, Andrew	0-2	0-0	1-1	2	2	0	0	0	0	0	0	0	8	
Team					2	3	3								
Totals		33-56	10-23	34-36	9	23	21	110	15	8	1	3	200		

FG % 1st Half: 17-32 53.1% 2nd Half: 16-24 66.7% Games: 33-56 58.9%

3FG % 1st Half: 5-13 38.5% 2nd Half: 5-10 50.0% Games: 10-23 43.5%

FT % 1st Half: 6-6 100.0 2nd Half: 28-30 93.3% Games: 34-36 94.4%

Montana 99 • 6-5

#	Player	Total		3-Ptr		Rebounds			PF	TP	A	T	Bk	Stl	Min
		FG	FGA	FG	FGA	FT	FTA	Off							
12	BREUNIG, Martin	10-13	0-0	10-11	2	4	6	3	30	1	1	0	1	28	
24	FRONZES, Jermaine	5-10	1-5	0-0	0	3	3	0	11	2	3	1	1	30	
01	DUNN, Mario	9	3-6	1-2	3-3	2	1	3	0	1	0	0	20		
10	GREGORY, Jordan	8-17	4-8	9-13	0	1	1	4	29	4	1	0	1	35	
34	GELLER, Brandon	9	3-4	2-3	0-0	0	1	5	8	2	0	0	0	27	
02	BRADSHAW, Riley	1-3	1-2	0-0	0	0	0	4	3	1	0	0	12		
10	KRSLOVIC, Fabjan	0-2	0-0	0-0	1	0	1	2	0	1	2	0	0	17	
32	NWOSU, Daniel	0-0	0-0	0-0	0	0	0	1	0	1	0	0	0	2	
24	KEMP, Chris	1-2	0-0	0-0	1	1	0	0	0	0	0	0	0	6	
31	LOPEZ, Jack	2-2	2-2	0-0	1	1	2	5	6	0	0	0	1	23	
Team					0	0	0								
Totals		33-59	11-22	22-27	8	15	23	99	14	8	1	5	200		

FG % 1st Half: 15-28 53.6% 2nd Half: 18-31 58.1% Games: 33-59 55.9%

3FG % 1st Half: 5-11 45.5% 2nd Half: 6-11 54.5% Games: 11-22 50.0%

FT % 1st Half: 10-10 100.0 2nd Half: 12-12 100.0 Games: 22-27 81.3%

Technical fouls: Davidson-None, Montana-None.

Attendance: 3172

Score by periods	1st		2nd		Total	
	1st	2nd	1st	2nd	Total	Diff
Davidson	45	65	110			
Montana	42	57	99			

Points in Paint: Davidson 26, Montana 28
 Points Off the Glass: Davidson 13, Montana 12
 Largest Lead: DAV 27 (0:11:31), UM 2nd 00:12
 DAV led for 13:20-00:22, UM by 13:20-00:22, UM by 1:12-22:17.

GAME RECAPS

GAME #9

DAVIDSON VS. NIAGARA

Dec. 13, 2014 - Davidson, N.C. - John M. Belk Arena

DAVIDSON, N.C. – Tyler Kalinoski led four Davidson scorers in double-figures with 17 points and the Wildcats held Niagara to 34.5 percent shooting to earn their sixth consecutive victory, 78-58, in non-conference basketball action at John M. Belk Arena.

Davidson (8-1), which matches its best start (2008-09) under Bob McKillop, shot 53.8 percent from floor and drilled 10-of-24 from behind the 3-point line.

In addition to leading the Wildcats in points, Kalinoski also led in rebounds (7) and assists (6). Jack Gibbs added 11 points and a game-high three steals, while Jordan Barham and Oskar Michelsen chipped in 10 points each off the bench.

Davidson raced out to a 22-6 advantage, holding Niagara scoreless through the first 5 minutes, 48 seconds of the game, and pushed the margin to 20 late in the opening half before going to the break up, 40-22.

Ramone Snowden paced Niagara (1-6) with 14 points, while Wesley Myers and Emile Blackman contributed 12 and 11, respectively.

After the Purple Eagles used an 11-1 run to cut the deficit to 52-40 with 9:45 to play, the Wildcats responded with a 14-3 spurt to put the game out of reach. Davidson extended its lead to as many as 24 on separate occasions late in the contest.

The Wildcats finished with a 37-31 edge on the glass.

GAME #10

DAVIDSON AT COL. OF CHARLESTON

Dec. 20, 2014 - Charleston, S.C. - TD Arena

CHARLESTON, S.C. – Peyton Aldridge scored 22 points, Jack Gibbs recorded his first career double-double and Davidson earned its seventh-straight win with an 80-68 victory at College of Charleston in TD Arena.

The Wildcats are off to their best start under 26-year head coach Bob McKillop improving to 9-1 overall.

Aldridge, who led three Davidson players in double figures, drilled five 3-pointers, grabbed nine boards and had four blocks in 39 minutes of action. Gibbs poured in 19 points to go along with a personal-best 11 rebounds from his point guard position, while Jordan Barham scored 14 points on 7-of-10 shooting off the bench.

In addition to holding the Cougars without a field goal for more than six minutes in the opening half, Davidson used a 19-6 run capped off by a Brian Sullivan try to go up 36-19.

Consecutive buckets from Nathan Ekwu stretched the margin to 18 before Charleston (5-6) took advantage of Wildcat foul trouble closing with 10 unanswered to cut the deficit to 41-33 at the break.

After Canyon Barry's 3-pointer made it a 45-41 game, with 15:14 to play, Davidson responded with a 12-4 spurt to push the margin back to double digits, where it would stay the rest of the way.

The Wildcats, who torched the nets for 56.3 percent in the first 20 minutes, finished the contest shooting 44.9 percent.

Barry led the Cougars with 20 points, while Joe Chealey and Adjehi Baru added 19 and 12, respectively.

For the ninth time in 10 contests, the Wildcats out-rebounded their opponent finishing with a 45-34 advantage, including 14 at the offensive end.

Niagara 58 • 1-6

#	Player	Total		3-Pr		Rebounds		PF	TP	A	T	Bk	Stk	Min.	
		FG	FGA	FG	FGA	FT	FTA								Off
04	Harris, Rayvon	1	0-3	0-0	0-1	1	2	3	4	0	1	3	1	0	16
11	Snowden, Ramone	r	3-9	1-5	7-7	1	4	5	3	14	3	2	0	2	28
01	Fowler, Cameron	g	1-2	0-1	0-2	0	3	0	2	0	0	1	0	2	16
02	Blackman, Emile	g	5-7	0-0	1-2	2	5	3	11	0	3	0	0	19	
12	Davis, Karon	g	2-8	1-4	1-1	1	0	1	6	3	0	1	0	35	
05	Dickson, DayJan	g	0-0	0-0	0-2	0	0	0	0	0	0	0	0	5	
10	Myers, Wesley	g	3-9	1-3	5-6	3	1	2	12	1	1	0	0	33	
13	Scott, Matt	g	4-4	0-1	0-0	3	4	4	0	0	0	0	0	17	
14	James, James	g	2-4	0-0	1-2	2	0	4	0	0	1	0	0	10	
22	Reid, Dominique	g	3-11	0-0	2-2	2	3	4	8	0	0	0	0	21	
Team						1	3	2	4	8	0	0	0	21	
Totals			19-55	3-15	17-25	13	18	21	20	58	8	11	2	4	200

FG % 1st Half: 8-27 29.6% 2nd half: 11-28 39.3% Game: 19-55 34.5%
 3FG % 1st Half: 1-7 14.3% 2nd half: 2-8 25.0% Game: 3-15 20.0%
 FT % 1st Half: 5-10 50.0% 2nd half: 12-15 80.0% Game: 17-25 68.0%

Davidson 78 • 8-1

#	Player	Total		3-Pr		Rebounds		PF	TP	A	T	Bk	Stk	Min.	
		FG	FGA	FG	FGA	FT	FTA								Off
01	Ekwu, Nathan	r	1-5	0-1	0-0	0	6	5	2	0	2	0	2	15	
23	Aldridge, Peyton	r	3-7	1-2	2-2	0	4	4	1	9	3	1	1	36	
01	SULLIVAN, Brian	g	2-7	2-6	0-0	0	4	4	2	6	2	1	0	30	
04	KALINOSKI, Tyler	g	7-13	2-7	1-2	1	6	7	4	17	6	3	0	36	
01	GIBBS, Jack	g	4-5	2-3	1-1	2	1	3	11	3	2	0	3	23	
02	WATKINS, Jordan	g	0-1	0-1	0-0	0	0	1	0	2	0	0	0	8	
05	BARHAM, Jordan	g	1-1	0-0	0-0	3	1	4	2	1	0	0	0	14	
15	MICHELSEN, Oskar	g	4-5	2-3	0-0	0	1	1	4	10	0	0	0	20	
22	MACKAY, Ali	g	1-1	0-0	0-0	1	0	1	0	2	0	0	0	2	
01	GIAMOUNIS, Manu	g	0-0	0-0	0-0	0	0	0	0	0	0	0	0	2	
32	REIGEL, Rusty	g	0-0	0-0	0-0	0	0	0	0	1	0	1	0	1	
34	PERLEY, Andrew	g	1-1	1-1	0-0	0	0	0	3	0	0	0	0	2	
40	MCALLIFFE, Connor	g	3-3	0-0	2-5	1	4	5	8	0	2	0	1	11	
Team						1	1	2							
Totals			28-52	10-24	12-20	9	28	37	25	78	17	12	1	8	200

FG % 1st Half: 14-26 53.8% 2nd half: 14-26 53.8% Game: 28-52 53.8%
 3FG % 1st Half: 5-11 38.5% 2nd half: 5-11 45.5% Game: 10-24 41.7%
 FT % 1st Half: 7-11 63.6% 2nd half: 5-9 55.6% Game: 12-20 60.0%

Officials: Jeff Clark, Dan Anderson Raymond Stovns
 Technical fouls: Niagara-None, Davidson-None.
 Attendance: 3244

Score by periods	1st	2nd	Total
Niagara	22	36	58
Davidson	40	38	78

Lead FG: NIA 2nd-00:49, DAV 2nd-00:50
 Largest lead - NIA None, DAV by 24 2nd-03:36.
 NIA led for 00:00, DAV led for 39:24, Game was tied for 00:32.

Score tied 0 times.
 Lead changed 0 times.

Davidson 80 • 9-1

#	Player	Total		3-Pr		Rebounds		PF	TP	A	T	Bk	Stk	Min.	
		FG	FGA	FG	FGA	FT	FTA								Off
01	EKWU, Nathan	r	3-5	1-1	1-2	1	3	4	5	8	2	1	2	18	
11	Bailey, Peyton	r	6-14	5-9	3-6	4	5	9	2	22	2	4	1	39	
01	SULLIVAN, Brian	g	3-5	1-3	0-2	1	1	3	7	3	0	0	0	30	
04	KALINOSKI, Tyler	g	2-16	1-8	1-2	0	6	5	6	2	1	1	1	39	
12	GIBBS, Jack	g	8-14	0-2	3-4	1	10	11	3	19	3	2	0	30	
02	WATKINS, Jordan	g	0-1	0-0	0-0	0	1	1	1	1	0	0	0	1	
05	BARHAM, Jordan	g	7-10	0-0	0	5	2	7	1	14	0	2	0	21	
15	MICHELSEN, Oskar	g	2-3	0-1	0-0	1	2	3	2	4	1	2	0	17	
40	MCALLIFFE, Andrew	g	0-1	0-0	0-0	0	0	0	0	0	0	0	0	5	
Team						2	1	3							
Totals			31-69	8-24	10-16	14	31	45	22	80	12	11	6	5	200

FG % 1st Half: 18-32 56.3% 2nd half: 13-37 35.1% Game: 31-69 44.9%
 3FG % 1st Half: 5-10 50.0% 2nd half: 3-14 21.4% Game: 8-24 33.3%
 FT % 1st Half: 0-0 0.0% 2nd half: 10-16 62.5% Game: 10-16 62.5%

Col. of Charleston 68 • 5-6

#	Player	Total		3-Pr		Rebounds		PF	TP	A	T	Bk	Stk	Min.	
		FG	FGA	FG	FGA	FT	FTA								Off
01	Baru, Adjehi	r	4-6	0-0	4-7	1	5	6	4	12	0	2	1	0	29
11	Bailey, Peyton	r	4-11	1-3	2-3	0	3	3	5	0	2	0	1	31	
13	Chealey, Joe	g	8-13	0-4	4-7	1	8	9	2	19	1	5	0	35	
22	Sht, Anthony	g	0-7	0-1	6-8	1	3	4	2	6	3	1	1	29	
24	Barry, Canyon	g	7-14	3-6	3-3	0	4	4	0	20	1	2	1	38	
05	Pierre, Jr., Glen	g	0-1	0-0	0-0	0	0	0	0	2	0	0	1	10	
12	Johnson, Cameron	g	1-6	0-3	0-2	0	1	5	2	0	1	0	0	19	
15	O'Donoghue, Terrance	g	2-2	0-0	0-0	0	0	0	0	4	0	0	1	9	
Team						3	4	7							
Totals			23-53	4-17	18-27	6	28	34	18	68	5	13	5	8	200

FG % 1st Half: 11-28 42.3% 2nd half: 12-27 44.4% Game: 23-53 43.4%
 3FG % 1st Half: 2-10 20.0% 2nd half: 2-7 28.6% Game: 4-17 23.5%
 FT % 1st Half: 9-14 64.3% 2nd half: 9-13 69.2% Game: 18-27 66.7%

Officials: Louie Andraikos, Matt Oslas, Jim Bruno
 Technical fouls: Davidson-None, Col. of Charleston-None.
 Attendance: 3671

Score by periods	1st	2nd	Total
Davidson	41	39	80
Col. of Charleston	33	35	68

Lead FG: DAV 2nd-02:34, COFC 2nd-01:50,
 Largest lead - DAV by 18 1st-03:25, COFC None.

Score tied 0 times.
 Lead changed 0 times.

GAME RECAPS

GAME #11

DAVIDSON AT NO. 3/3 VIRGINIA

Dec. 30, 2014 - Charlottesville, Va. - John Paul Jones Arena

CHARLOTTESVILLE, Va. – Davidson led by as many as 12 in the first half, but a late run and a career-high 25 points and 13 rebounds from Anthony Gill led No. 3 Virginia to an 83-72 victory over the Wildcats in non-conference men's basketball action in John Paul Jones Arena.

Jack Gibbs (21) and Tyler Kalinoski (20) each hit the 20-point plateau to pace three Davidson (9-2) players in double figures, while backcourt mate and fellow tri-captain Brian Sullivan added 14. Kalinoski also paced the 'Cats on the glass with seven rebounds.

In a battle of the nation's best offensive and defensive teams, the Wildcats finished with a 48.2 percent clip, including 11 3-pointers. Prior to tonight's contest, Virginia (12-0) hadn't allowed a team to shoot better than 40 percent for go for more than 65 points in a game this season.

Gill scored 19 of his 25 points in the second half to lead four double-digit scorers for Virginia. Justin Anderson drilled four 3-pointers en route to 14 points, while Darion Atkins contributed 13 points off the bench to go along with 10 boards.

Davidson, which started 9-of-13 from the floor, jumped out to a 29-17 lead following a Gibbs' trey at the 7:12 mark. The Cavaliers closed the first half on a 10-2 spurt to cut the deficit to 36-32 at the break.

In addition to scoring 17 of the Wildcats' first 19 points, Gibbs and Kalinoski combined for 28 points in the period.

After Virginia opened the second half with a small run to take its first lead since it was 9-8, Davidson responded and went back in front, 52-51 on consecutive 3-pointers from Gibbs and Sullivan with 11:20 to play.

Virginia finished with a 42-25 advantage on the glass, including 17 at the offensive end. Following a 10-for-31 effort in the first 20 minutes, the Cavaliers shot 56.7 percent after intermission to finish at 44.3 percent.

GAME #12

DAVIDSON VS. RICHMOND

Jan. 3, 2015 - Davidson, N.C. - Belk Arena

DAVIDSON, N.C. – Playing in its first-ever Atlantic 10 contest, Davidson got 32 points from Jack Gibbs and 21 from backcourt mate Tyler Kalinoski, as the Wildcats defeated Richmond, 81-67, at John M. Belk Arena.

Davidson, which competed in the Southern Conference for 74 years, matches its best start under head coach Bob McKillop, improving to 10-2.

Gibbs finished 9-of-14 from the floor, drilled five of the Wildcats' nine 3-pointers and went 9-of-10 from the charity stripe. Like Gibbs, Kalinoski hit the 20-point plateau for the second straight contest, while grabbing six rebounds in 39 minutes of action.

Andrew McAuliffe also added double figures for Davidson, matching his season personal best with 10 points off the bench.

For the third time this season Gibbs scored at least 20 in a half, as the sophomore put up 23 in the opening period and the Wildcats used a 24-9 run to take a 45-32 advantage into the break.

In addition to leading by as many as 16 in the first 20 minutes, Davidson shot 55.6 percent in the stanza.

After Richmond (7-7, 0-1 A-10) opened the second half with eight straight to cut the deficit to 45-40, the Wildcats responded with another spurt to push the margin back to double digits and put the game out of reach.

Kendall Anthony paced three Spiders in double figures with 15 points to go along with five assists, while Terry Allen and TJ Cline added 14 and 13, respectively.

The Wildcats controlled the glass 34-25 and finished the contest shooting 52.9 percent overall.

Davidson 72 • 9-2

#	Player	Total			3-Ptr			Rebounds			Min.				
		FG	FGA	FT	FTA	Off	Def	PF	TP	A		To	Bk	Stl	
01	EKWUJ, Nathan	f	4-7	0-1	0-2	0	6	6	3	8	1	1	0	1	29
23	ALDRIDGE, Peyton	f	2-10	0-6	1-2	0	1	2	4	5	2	1	0	1	32
03	SULLIVAN, Brian	g	5-11	4-8	0-0	0	3	3	14	3	2	0	1	37	
04	KALINOSKI, Tyler	g	7-13	3-5	3-4	1	6	7	20	3	2	0	1	39	
12	GIBBS, Jack	g	7-10	4-6	3-4	0	1	1	5	21	4	1	0	34	
15	MICHELEN, Oskar	0	2-2	0-2	0-0	0	0	2	4	0	0	1	0	13	
40	MC AULIFFE, Andrew	0	2-3	0-0	0-0	0	0	2	1	1	1	0	0	16	
Team															
Totals		27-56		11-28		7-12		6		19		22		14	

FG % 1st Half: 55-32 46.9% 2nd half: 12-24 50.0% Game: 27-56 48.2%
 3FG % 1st Half: 6-16 37.5% 2nd half: 5-12 41.7% Game: 11-28 39.3%
 FT % 1st Half: 0-2 0.0% 2nd half: 7-10 70.0% Game: 7-12 58.3%

Virginia 83 • 12-0

#	Player	Total			3-Ptr			Rebounds			Min.				
		FG	FGA	FT	FTA	Off	Def	PF	TP	A		To	Bk	Stl	
13	Anthony Gill	f	11-16	0-0	3-5	6	7	12	2	25	2	1	1	34	
16	Mike Tobey	c	1-6	0-0	2-2	4	3	7	1	4	0	0	0	17	
01	Justin Anderson	g	5-8	4-6	0-1	0	4	4	14	1	4	0	0	33	
15	Malcolm Brogdon	g	2-10	0-2	12-12	0	0	0	16	1	1	1	1	34	
32	London Ferrantes	g	1-7	0-2	3-3	0	0	0	5	7	2	0	1	39	
00	Devon Hall	0	0-1	0-1	1-2	0	0	0	1	0	0	0	0	2	
04	Marial Shayok	0	1-2	1-1	0-0	0	0	2	3	0	1	0	0	6	
05	Darion Atkins	0	6-8	0-0	1-2	6	4	10	1	13	1	0	0	18	
11	Evan Nolte	0	0-3	0-3	2-2	2	2	2	1	0	1	0	1	17	
Team															
Totals		27-61		5-15		24-29		17		25		13		83	

FG % 1st Half: 10-31 32.3% 2nd half: 17-30 56.7% Game: 27-61 44.3%
 3FG % 1st Half: 3-10 30.0% 2nd half: 2-5 40.0% Game: 5-15 33.3%
 FT % 1st Half: 9-13 69.2% 2nd half: 15-16 93.8% Game: 24-29 82.8%

Officials: Karl Hess, Bryn Kersey, Tim Clougherty
 Technical fouls: Davidson-None. Virginia-None.
 Attendance: 14593
 Gibbs (Davidson) fouled out at 1:55 (1)

Score by periods	1st	2nd	Total
Davidson	36	36	72
Virginia	32	51	83

Last FG - DAV: 2nd-00:19, VA: 03-03:06
 Largest lead - DAV by 12:01-07:21, VA by 13:20-03:06.
 Timeout used: 17 times. Lead changed: 8 times.

Richmond 67 • 7-0, 0-1 A-10

#	Player	Total			3-Ptr			Rebounds			Min.				
		FG	FGA	FT	FTA	Off	Def	PF	TP	A		To	Bk	Stl	
00	ANTHONY, Kendall	f	7-18	0-4	1-2	0	1	1	4	15	5	1	0	26	
01	DAVIS, Trey	f	4-6	1-1	0-3	0	3	2	9	0	0	0	2	28	
10	CLINE, TJ	f	6-11	1-4	0-0	0	0	1	4	13	2	1	0	21	
11	TAYLOR, Delon	f	1-2	1-2	2-3	0	2	1	4	1	5	0	0	25	
15	ALLEN, Terry	f	5-11	0-0	4-4	3	6	9	1	14	0	0	1	32	
03	JONES, ShawnDre'	0	0-0	0-0	0-0	0	0	0	0	0	0	0	0	3	
03	JONES, ShawnDre'	0	2-6	1-2	0-0	2	2	3	5	1	0	0	0	27	
12	SMITHEN, Kadeem	0	0-0	0-0	0-0	0	0	0	0	0	0	0	0	2	
33	NELSON-ODDIA, Altonz	0	1-2	1-1	3-4	1	2	3	2	6	0	3	2	26	
Team															
Totals		26-56		5-16		10-16		7		18		25		20	

FG % 1st Half: 11-27 40.7% 2nd half: 15-29 51.7% Game: 26-56 46.4%
 3FG % 1st Half: 3-9 33.3% 2nd half: 3-7 28.6% Game: 5-16 31.3%
 FT % 1st Half: 7-10 70.0% 2nd half: 3-6 50.0% Game: 10-16 62.5%

Davidson 81 • 10-2, 1-0 A-10

#	Player	Total			3-Ptr			Rebounds			Min.				
		FG	FGA	FT	FTA	Off	Def	PF	TP	A		To	Bk	Stl	
01	EKWUJ, Nathan	f	1-3	0-0	0-0	2	2	4	2	0	3	1	0	11	
03	SULLIVAN, Brian	f	3-9	0-4	0-0	0	1	1	1	6	6	0	0	39	
04	KALINOSKI, Tyler	f	7-15	4-10	3-5	2	4	6	1	21	3	1	0	39	
12	GIBBS, Jack	g	9-14	5-9	9-10	1	5	6	1	32	4	1	0	38	
23	ALDRIDGE, Peyton	g	0-1	0-1	2-2	0	1	2	0	5	2	0	1	19	
05	BARHAM, Jordan	0	3-4	0-0	0-1	1	5	6	2	6	1	2	1	19	
15	MICHELEN, Oskar	0	0-1	0-1	0-0	0	1	1	0	2	0	0	0	11	
22	MACKEY, All	0	0-0	0-0	2-2	0	1	1	1	2	0	0	0	5	
40	MC AULIFFE, Andrew	0	4-4	0-0	2-3	0	4	4	3	10	0	0	0	19	
Team															
Totals		27-51		9-25		18-23		9		25		34		18	

FG % 1st Half: 15-27 55.6% 2nd half: 12-24 50.0% Game: 27-51 52.9%
 3FG % 1st Half: 5-13 38.5% 2nd half: 4-12 33.3% Game: 9-25 36.0%
 FT % 1st Half: 10-12 83.3% 2nd half: 8-11 72.7% Game: 18-23 78.3%

Officials: Gary Pacino, Rick O'Neill, Eric Anderson
 Technical fouls: Richmond-None. Davidson-None.
 Attendance: 4919

Score by periods	1st	2nd	Total
Richmond	32	35	67
Davidson	45	36	81

Last FG - DAV: 3rd-00:33, RICH: 2nd-01:29.
 Largest lead - UR by 14:16-55, DV by 16:01-00:14.
 UR led for 00:20. DAV led for 38:14. Game was tied for 01:26.

GAME RECAPS

GAME #13

DAVIDSON AT No. 20/21 VCU

Jan. 7, 2015 - Richmond, Va. - Siegel Center

GAME #14

DAVIDSON VS. SAINT LOUIS

Jan. 10, 2015 - Davidson, N.C. - John M. Belk Arena

RICHMOND, Va. – Despite a game-high 19 points from junior Brian Sullivan, Davidson suffered a 71-65 setback at No. 20/21 VCU in Atlantic 10 men's basketball action inside a sold out Siegel Center.

In addition to finishing 7-of-12 from the floor, Sullivan drilled five of the Wildcats' 10 3-pointers. Tyler Kalinoski added 16 points to go along with nine rebounds and six assists, while Jack Gibbs had 11 points, seven boards and five assists.

Davidson (10-3, 1-1 A-10), which entered as one of the nation's top-scoring teams, struggled at the offensive end shooting just 37.3 percent, while committing 15 turnovers.

Treveen Graham recorded his third double-double of the season with 15 points and 10 rebounds to pace three VCU (12-3, 2-0 A-10) players in double digits.

Melvin Johnson and Terry Larrier each contributed 11 points for the Rams, who shot 42.4 percent overall.

Midway through the second half, VCU used a 17-7 run to push its lead to as many as 13, 57-44, with 8:16 to play. After the Wildcats responded and cut the deficit to 59-54 on consecutive treys from Kalinoski and Gibbs, the Rams had an answer of their own and stretched the margin back to double figures.

VCU led 38-34 at the break, held a 40-35 advantage on the glass and finished with 13 steals.

Each of Davidson's three losses this season have come against nationally-ranked opponents.

DAVIDSON, N.C. – Tyler Kalinoski hit the 1,000th-point plateau and Jordan Barham paced four Davidson players in double figures with a career-high 21 points as the Wildcats cruised to an 89-54 victory over Saint Louis at Belk Arena.

A senior from Overland Park, Kan., Kalinoski became the 46th player in school history to hit the milestone, while adding 11 points, eight rebounds and six assists.

Barham, who has been a key contributor for the 'Cats off the bench this season, finished 8-of-12 from the floor to go along with nine rebounds in 19 minutes.

Davidson (11-3, 2-1 A-10), which led by as many as 38 points late in the contest, shot 69.6 percent in the second half to finish at 55.2 percent, including 12-for-22 from long range.

In addition to Brian Sullivan scoring all 18 of his points in the first half, Davidson raced out to a 27-11 lead capped off by Kalinoski's 1,000th career point, a 3-pointer from the left wing. The Wildcats' stretched their margin in the opening period to as many as 23 before going to the break up, 39-25.

Coming off a 19-point performance at nationally-ranked VCU, Sullivan started 6-for-6 from the floor, including four straight triples.

Jack Gibbs, the reigning Conference Player of the Week, also hit double digits for the 'Cats scoring 12 points, while handing out eight assists.

Milik Yarbrough and Davell Roby were the lone Billikens in double figures with 18 and 11, respectively.

As a team, the Wildcats finished with 22 assists on 32 made field goals, while out-rebounding Saint Louis (8-8, 0-3 A-10), 40-28. The Billikens shot 40.4 percent and were just 3-of-19 from behind the 3-point line.

Davidson 65 • 10-3, 1-1 A10

#	Player	Total			3-Pr			Rebounds			PF	TP	A	TO	Bk	Stl	Min
		FG	FGA	FT	FTA	FT-FTA	Off	Def	Total								
01	EKWU, Nathan	* 0-4	0-1	0-0	0	1	0	1	1	1	0	1	1	0	0	11	
03	SULLIVAN, Brian	* 7-12	5-9	0-0	0	2	2	0	19	3	1	0	3	0	3	38	
04	KALINOSKI, Tyler	* 6-13	2-6	2-2	3	6	9	5	16	6	4	0	1	4	40		
12	GIBBS, Jack	* 1-10	1-7	8-8	1	6	7	1	11	5	3	0	1	0	38		
23	ALDRIDGE, Peyton	* 1-8	1-3	0-0	2	3	5	4	3	0	4	0	0	0	33		
05	BARHAM, Jordan	* 4-7	0-0	1-2	4	3	7	1	9	0	1	0	0	0	39		
14	WILLIAMS, Matt	* 0-0	0-0	0-0	0	0	0	0	0	0	0	0	0	0	0+		
15	MICHELSEN, Oscar	* 2-4	1-2	0-0	0	0	0	0	5	0	0	0	0	0	32		
40	MCALLIFFE, Andrew	* 1-1	0-0	0-0	1	1	2	2	2	1	0	1	0	0	9		
	Team				1	1	2										
Totals		22-59	10-28	11-12	13	22	35	16	65	15	1	1	5	20	0		

FG % 1st Half: 12-29 41.4% 2nd half: 10-30 33.3% Game: 22-59 37.3%
 3FG % 1st Half: 3-9 33.3% 2nd half: 7-19 36.8% Game: 10-28 35.7%
 FT % 1st Half: 7-8 87.5% 2nd half: 4-4 100.0% Game: 11-12 91.7%

VCU 71 • 12-3, 2-0 A10

#	Player	Total			3-Pr			Rebounds			PF	TP	A	TO	Bk	Stl	Min
		FG	FGA	FT	FTA	FT-FTA	Off	Def	Total								
02	WEBER, Briante	* 2-6	0-0	0-2	1	3	4	1	4	6	2	0	4	1	31		
12	ALIE-COX, Mo	* 4-7	0-0	0-0	3	2	5	2	8	1	1	4	1	24			
29	BURGESS, Jordan	* 0-3	0-2	4-6	1	5	6	2	4	0	1	0	2	23			
21	GRAHAM, Treveen	* 4-14	1-4	6-6	5	10	13	5	12	1	2	1	1	31			
32	JOHNSON, Melvin	* 4-10	3-8	0-0	0	1	1	11	2	3	0	2	26				
01	LEWIS, Jaquan	* 0-2	0-1	0-0	0	0	0	2	0	2	0	0	13				
04	TILLMAN, Justin	* 2-2	0-0	2-2	1	3	4	0	6	1	0	3	12				
05	BROOKS, Doug	* 3-5	2-3	0-0	2	0	2	2	8	1	1	0	21				
10	WILLIAMS, Jonathan	* 0-0	0-0	0-0	0	0	1	0	0	0	0	0	2				
22	LARRIER, Terry	* 4-7	1-4	2-4	0	5	5	11	0	0	0	0	17				
33	GUEST, Jarrod	* 2-3	0-0	0-0	2	1	2	4	1	0	0	0	10				
	Team				0	0	0										
Totals		25-59	7-22	14-20	15	25	40	15	71	15	10	8	13	20			

FG % 1st Half: 13-33 39.4% 2nd half: 12-26 46.2% Game: 25-59 42.5%
 3FG % 1st Half: 4-14 28.6% 2nd half: 3-8 37.5% Game: 7-22 31.8%
 FT % 1st Half: 8-10 80.0% 2nd half: 6-10 60.0% Game: 14-20 70.0%

Officials: James Breeding, Tim Kelly, DJ Carshenson
 Technical fouls: Davidson-None, VCU-None.
 Attendance: 7637
 SBH straight shoot-out at the Verizon Wireless Arena

Score by periods

Score by periods	1st	2nd	Total
Davidson	34	31	65
VCU	33	38	71

VCU Points In Off 2nd Fast Bench
 34 22 13 40 16 16
 VCU 34 15 13 29

Score tied 4 times.
 Lead changed 2 times.

Saint Louis 54 • 8-8, 0-3 A-10

#	Player	Total			3-Pr			Rebounds			PF	TP	A	TO	Bk	Stl	Min
		FG	FGA	FT	FTA	FT-FTA	Off	Def	Total								
00	BARTLEY, Marcus	* 2-6	2-4	0-0	0	2	2	2	5	3	0	0	0	0	26		
03	HACKLEY, Josh	* 2-5	0-1	4-3	0	2	3	5	5	0	1	0	0	14			
04	YARBROUGH, Milik	* 7-11	0-1	0-0	2	4	1	18	0	2	0	0	0	26			
05	ROBY, Davell	* 5-6	0-1	1-4	0	2	2	4	11	1	4	0	0	27			
14	MANNING, John	* 0-1	0-0	0-0	0	1	1	0	0	0	0	0	0	5			
02	MCBROOM, Austin	* 0-2	0-2	1-2	0	1	1	2	1	3	1	0	0	21			
11	REYNOLDS, Miles	* 0-1	0-0	2-2	1	1	1	3	0	0	1	0	0	8			
14	JOLLY, Brett	* 0-2	0-2	2-2	0	1	1	0	2	0	0	0	1	17			
15	LANCONA, Tanner	* 2-4	1-3	3-4	1	1	2	1	8	0	0	0	0	20			
21	GILLMANN, Austin	* 1-3	0-2	2-2	0	2	2	1	0	2	1	0	2	18			
33	CRAMFORD, Mike	* 0-4	0-3	1-2	0	1	1	0	1	0	1	0	0	13			
39	AGBONG, Reggie	* 0-2	0-0	0-0	0	1	1	2	0	0	1	0	0	10			
	Team				1	3	4										
Totals		19-47	3-19	13-28	8	20	28	21	54	9	12	3	3	20			

FG % 1st Half: 9-23 39.1% 2nd half: 10-24 41.7% Game: 19-47 40.4%
 3FG % 1st Half: 1-8 12.5% 2nd half: 2-11 18.2% Game: 3-19 15.8%
 FT % 1st Half: 6-11 54.5% 2nd half: 7-17 41.2% Game: 13-28 46.4%

Davidson 89 • 11-3, 2-1 A-10

#	Player	Total			3-Pr			Rebounds			PF	TP	A	TO	Bk	Stl	Min
		FG	FGA	FT	FTA	FT-FTA	Off	Def	Total								
01	EKWU, Nathan	* 1-2	0-0	1-4	2	2	3	5	3	0	2	1	0	16			
03	SULLIVAN, Brian	* 7-13	4-8	0-0	4	4	4	4	18	3	1	0	0	21			
04	KALINOSKI, Tyler	* 5-12	1-5	0-0	3	5	8	4	11	6	5	0	1	32			
12	GIBBS, Jack	* 3-6	1-2	5-6	1	4	5	0	12	8	0	0	0	28			
02	WATKINS, Jordan	* 0-1	0-0	2-2	0	2	2	0	2	0	0	0	0	3			
04	WATKINS, Jordan	* 1-1	0-0	1-2	0	1	1	1	3	0	1	0	0	3			
01	BARHAM, Jordan	* 0-1	2-2	3-5	4	2	2	4	2	1	0	1	2	19			
13	FAINES, Keanau	* 0-0	0-0	0-0	0	0	0	0	0	0	0	0	0	0			
14	WILLIAMS, Matt	* 0-0	0-0	0-0	0	0	0	0	0	0	0	0	0	0			
15	MICHELSEN, Oscar	* 2-3	2-3	3-4	0	3	3	1	8	2	0	0	0	20			
22	MACKEY, AJ	* 0-0	0-0	0-0	0	0	0	0	0	0	0	0	0	3			
31	GRANOUKIS, Manu	* 0-0	0-0	0-0	0	0	0	0	0	0	0	0	0	1			
33	REIGEL, Rusty	* 0-0	0-0	0-0	0	0	0	0	0	0	0	0	0	0			
40	MCALLIFFE, Andrew	* 2-4	0-0	0-0	0	3	3	4	0	0	0	0	0	13			
	Team				0	2	2										
Totals		32-58	12-22	13-21	11	29	40	22	89	22	9	2	4	20			

FG % 1st Half: 16-35 45.7% 2nd half: 16-23 69.6% Game: 32-58 55.2%
 3FG % 1st Half: 5-11 45.5% 2nd half: 7-9 77.8% Game: 12-22 54.5%
 FT % 1st Half: 2-5 40.0% 2nd half: 11-16 68.8% Game: 13-21 61.9%

Officials: Ron Tyburaki, Kenneth Clark, Dwayne Gladden
 Technical fouls: Saint Louis-None, Davidson-None.
 Attendance: 3609

Score by periods

Score by periods	1st	2nd	Total
Davidson	25	29	54
Saint Louis	33	51	84

Davidson Points In Off 2nd Fast Bench
 25 25 29 54 16 16
 Saint Louis 33 51 84

Score tied 1 time.
 Lead changed 0 times.

GAME RECAPS

GAME #15

DAVIDSON AT MASSACHUSETTS

Jan. 14, 2015 - Amherst, Mass. - Mullins Center

AMHERST, Mass. – Davidson closed a back-and-forth contest on a 14-4 streak to defeat UMass, 71-63, and capture its first-ever Atlantic 10 road win, at the Mullins Center.

Trailing 59-57 with under four minutes to play, Brian Sullivan and Tyler Kalinoski sparked the game-changing run with a trey and 3-point play in consecutive trips to put the Wildcats up for good.

The backcourt duo paced four Davidson (12-3, 3-1 A-10) players in double figures with 14 points each. Peyton Aldridge finished with 13 points, nine boards and three blocks, while Jack Gibbs also scored 13 points.

Kalinoski, who hit the 1,000-point plateau on Saturday, also recorded six assists and five steals.

In a game that featured 10 lead changes and six ties, the Wildcats shot 41.3 percent, but finished 6-of-6 from the charity stripe in the final minute and 57 seconds.

Davidson was impressive at the defensive end forcing 16 turnovers while holding the Minutemen to just 40.7 percent, including a 4-for-17 (.235) effort from long range.

After falling behind early, the Wildcats used a 16-2 run midway through the opening half to take a 28-19 lead. UMass closed the period with a spurt of its own to cut the deficit to 30-28 at the break.

Cady Lalanne led UMass (9-8, 2-2 A-10) with 17 points and 13 rebounds for his 25th career double-double. Derrick Gordon, Trey Davis and Demetrius Dyson each finished with 10 points for the Minutemen, who held a 41-37 edge on the glass.

GAME #16

DAVIDSON AT RICHMOND

Jan. 17, 2015 - Richmond, Va. - Robins Center

RICHMOND, Va. – Richmond got off to fast starts in each half and shot 57.4 percent, including 14 3-pointers, as the Spiders defeated Davidson, 89-63, in Atlantic 10 men's basketball action inside a sold-out Robins Center.

Kendall Anthony (25), TJ Cline (23) and Terry Allen (21) each hit the 20-point plateau for Richmond (10-8, 3-2 A-10), while Alonzo Nelson-Odoma contributed 15 off the bench.

The Spiders, who shot 57.1 percent in the first half, raced out to a 22-8 lead after opening 9-of-13 from the floor, including four 3-pointers. They stretched the margin to as many as 18 in the period before going into the break up, 42-27.

Despite the loss, Tyler Kalinoski scored 20 points on 6-of-12 shooting and four triples for the Wildcats, who held a 30-26 edge on the glass. Brian Sullivan also added double figures with 10.

Just like the first 20 minutes, the Spiders started fast in the second using a 20-6 run, sparked by three consecutive treys, to push their lead to 62-33 and put the game out of reach.

Davidson (12-4, 3-2 A-10), which defeated the Spiders two weeks ago in its first-ever A-10 game, shot just 40.0 percent, while going 6-of-22 from long range.

In addition to leading by as many as 31, Richmond finished with 25 assists on 31 field goals.

Davidson 71 • 12-3, 3-1 A-10																				
#	Player	Total			3-Ptr			Rebounds			PF	TP	A	T	Bk	Stl	Min			
		FG	FGA	FT	FTA	FG	FGA	FT	FTA	Off								Def	Total	
01	EKWU, Nathan	f	1-3	0-1	2-4	1	2	2	4	0	1	0	0	0	0	13				
23	ALDRIDGE, Peyton	f	1-3	1-4	0	3	6	9	4	13	2	2	3	2	37					
03	SULLIVAN, Brian	g	5-15	4-11	0-1	0	1	3	14	1	1	0	1	35						
04	KALINOSKI, Tyler	g	4-10	1-4	5-5	3	1	4	2	14	6	2	0	32						
12	GIBBS, Jack	g	4-8	1-4	4-4	2	4	6	3	13	3	5	0	1	34					
06	BARHAM, Jordan	g	3-5	0-0	1-2	1	4	5	1	7	1	0	0	21						
15	MICHELSEN, Oskar	g	1-7	0-5	0-0	2	2	2	0	2	1	0	0	16						
40	MCALLIFFE, Andrew	g	2-2	0-0	0-0	2	3	5	1	4	0	0	0	1	12					
Team						0			3			3			11			200		
Totals			26-63	7-29	12-16	12	25	37	16	71	14	11	3	1	200					

FG % 1st Half: 11-31 35.5% 2nd Half: 15-32 46.9% Game: 26-63 41.3% Doublet
 3FG % 1st Half: 4-15 26.7% 2nd Half: 1-7 14.3% Game: 5-29 17.2% Rebounds
 FT % 1st Half: 4 100.0 2nd Half: 8-12 66.7% Game: 12-16 75.0%

Massachusetts 63 • 9-8, 2-2 A-10																				
#	Player	Total			3-Ptr			Rebounds			PF	TP	A	T	Bk	Stl	Min			
		FG	FGA	FT	FTA	FG	FGA	FT	FTA	Off								Def	Total	
01	ESHO, Maxie	f	4-11	0-1	0-0	3	8	11	3	8	0	4	0	2	32					
25	LALANNE, Cady	c	6-9	0-0	5-9	6	7	13	2	17	0	2	3	3	34					
00	CLARK, Dontae	c	1-3	0-1	0-0	0	0	0	1	2	3	2	0	1	21					
3FG	GORDON, Derrick	f	4-11	0-0	2-2	1	7	9	2	10	5	2	0	3	29					
12	DAVIS, Trey	g	3-10	1-7	3-3	1	2	3	1	10	4	1	0	1	29					
04	HINDS, Jabari	g	2-19	1-4	1-2	0	1	4	6	2	2	0	0	21						
11	BERGANTINO, Tyler	g	0-0	0-0	0-0	0	0	0	0	0	0	0	0	4						
13	COLEMAN, Zach	g	0-1	0-1	0-0	0	3	3	0	0	0	0	0	10						
22	DYSON, Demetrius	g	4-5	2-3	0-2	1	3	4	3	10	1	0	1	10						
23	ANDERSON, C.J.	g	0-0	0-0	0-0	0	0	1	0	1	0	0	0	5						
Team						3			4			2			7			200		
Totals			24-59	4-17	11-18	13	28	41	16	63	15	16	5	7	200					

FG % 1st Half: 10-28 35.7% 2nd Half: 14-31 45.2% Game: 24-59 40.7% Doublet
 3FG % 1st Half: 3-10 30.0% 2nd Half: 1-7 14.3% Game: 4-29 13.8% Rebounds
 FT % 1st Half: 5-9 55.6% 2nd Half: 6-9 66.7% Game: 11-18 61.1%

Score by periods	1st	2nd	Total
Davidson	30	41	71
Massachusetts	28	35	63

Last FG - DAV 20:21, UMass 20:35.
 Technical fouls: Davidson-None, UMass-Fred S. 14:24.
 Largest lead: DAV by 21:06:35, UMass by 9:14:24.
 Game tied for 19:54, UMass led for 15:17, Game was tied for 04:49.

Davidson 63 • 12-4, 3-2																	
#	Player	Total			3-Ptr			Rebounds			PF	TP	A	T	Bk	Stl	Min
		FG	FGA	FT	FTA	FG	FGA	FT	FTA	Off							
01	EKWU, Nathan	f	1-3	0-0	0-0	1	1	2	1	2	1	2	0	0	13		
23	ALDRIDGE, Peyton	f	3-5	0-1	0-0	2	1	3	6	1	2	0	1	29			
03	SULLIVAN, Brian	g	3-9	1-5	3-3	3	3	10	1	2	0	0	33				
04	KALINOSKI, Tyler	g	6-12	4-8	4-4	1	2	3	20	1	2	0	34				
12	GIBBS, Jack	g	2-10	1-5	2-3	0	4	3	7	2	0	0	28				
06	BARHAM, Jordan	g	0-1	0-0	0-0	1	1	0	4	1	0	0	5				
15	MICHELSEN, Oskar	g	4-8	0-2	1-2	1	4	5	0	1	1	0	22				
22	MACKAY, Ali	g	0-0	0-0	0-0	0	0	0	0	0	0	0	1				
40	MCALLIFFE, Andrew	g	2-2	0-0	0-0	1	2	3	4	4	0	1	0	14			
Team						2			2			2			200		
Totals			20-50	6-22	17-21	9	21	30	18	63	13	12	0	3	200		

FG % 1st Half: 10-25 40.0% 2nd Half: 10-25 40.0% Game: 20-50 40.0% Doublet
 3FG % 1st Half: 3-10 30.0% 2nd Half: 3-10 30.0% Game: 6-22 27.3% Rebounds
 FT % 1st Half: 4-8 50.0% 2nd Half: 13-16 81.3% Game: 17-21 81.0%

Richmond 89 • 4-8, 3-2																	
#	Player	Total			3-Ptr			Rebounds			PF	TP	A	T	Bk	Stl	Min
		FG	FGA	FT	FTA	FG	FGA	FT	FTA	Off							
00	DAVIS, Trey	f	0-1	0-0	0-0	1	2	3	3	0	0	0	0	24			
10	CLINE, TJ	f	8-12	3-7	4-5	1	5	6	4	23	3	4	0	26			
11	TAYLOR, Deion	f	0-1	0-1	0-0	0	3	3	4	0	2	0	2	20			
15	ALLEN, Terry	f	9-11	1-2	2-2	4	2	6	23	5	1	0	1	30			
00	ANTHONY, Kendall	g	8-13	7-11	2-2	2	2	2	25	1	0	0	32				
00	JONES, Josh	g	1-2	0-1	0-1	0	1	1	2	0	0	0	10				
03	JONES, ShawnDre'	g	1-6	1-4	0-0	1	2	3	7	1	0	1	29				
03	SMITHEN, Kadeem	g	0-1	0-1	0-0	0	0	0	0	0	0	0	1				
13	MORAN, John	g	0-0	0-0	0-0	0	0	0	0	0	0	0	1				
25	KIRBY, Joe	g	0-0	0-0	0-0	0	1	1	0	0	0	1	1				
33	NELSON-ODOMA, Alonz	g	4-7	2-4	5-6	2	2	1	15	4	0	0	1	26			
Team						0			0			0			200		
Totals			31-54	14-31	13-16	5	21	29	89	25	6	2	4	200			

FG % 1st Half: 16-28 57.1% 2nd Half: 15-26 57.7% Game: 31-54 57.4% Doublet
 3FG % 1st Half: 7-16 43.8% 2nd Half: 7-15 46.7% Game: 14-31 45.2% Rebounds
 FT % 1st Half: 3-4 75.0% 2nd Half: 10-12 83.3% Game: 13-16 81.3%

Score by periods	1st	2nd	Total
Davidson	27	36	63
Richmond	42	47	89

Officials: Bernard Clinton, Matt Potter, Tony Crisp
 Technical fouls: Davidson-None, Richmond-None.
 Attendance: 7201

Score by periods	1st	2nd	Total
Davidson	27	36	63
Richmond	42	47	89

Last FG - DAV 20:00:54, UR 20:02:29.
 Largest lead - DAV None, UR by 31:20:09:01.
 Score tied 0 times.
 Lead changed 0 times.

GAME RECAPS

GAME #17

DAVIDSON VS. No. 22/22 DAYTON

Jan. 20, 2015 - Davidson, N.C. - John M. Belk Arena

DAVIDSON, N.C. – In addition to Peyton Aldridge (22) and Tyler Kalinoski (21) combining for 43 points, Davidson shot 51.7 percent, including 12-of-23 from long range as the Wildcats knocked off No. 22/22 Dayton, 77-60, at John M. Belk Arena.

Both Aldridge and Kalinoski finished 9-of-14 from the floor, while playing 40 minutes each. Oskar Michelsen also contributed double figures with 11 for the Wildcats, who recorded their first win over a ranked opponent since knocking off then-No. 11/12 Kansas, 80-74, on Dec. 19, 2011 in Kansas City.

Davidson broke a 10-10 tie with a 13-3 run early in the first half and never relinquished the lead. After Dayton (15-3, 5-1 A-10) cut the deficit to 28-25, the Wildcats responded with another spur to push the margin to double digits where it would stay the rest of the way.

Despite playing without Jack Gibbs and four players with two fouls each in the first half, the Wildcats carried a 45-33 lead into the break.

Davidson (13-4, 4-2 A-10), which handed out 22 assists on 30 field goals, was just as impressive at the defensive end forcing 16 turnovers. Brian Sullivan led the way with seven assists, while Kalinoski added six.

Jordan Sibert and Kendall Pollard were the lone Flyers in double figures with 23 points each. Both teams finished with 29 rebounds.

The win was the 15th straight at home for the Wildcats and their first-ever over a ranked opponent at Belk Arena.

Dayton 60 • 15-3, 5-1 A-10

#	Player	Total		3-Pr		Rebounds		FT-FTA		Off Def Tot		PF	TP	A	T	Bk	Stk	Min			
		FG	FGA	FG	FGA	FT	FTA	Off	Def	Off	Def										
01	DAVIS, Kyle	0-0	0-0	0-0	0-0	0	4	3	0	2	0	3	29								
11	SMITH, Scoopie	1-1	0-0	1	0	2	2	2	2	6	2	0	34								
21	PIERRE, Dysthawn	2-10	0-2	1-3	3	5	8	2	5	1	5	1	29								
24	SIBERT, Jordan	7-13	2-7	7-8	0	3	2	23	4	3	0	1	36								
25	POLLARD, Kendall	9-15	0-0	5-7	1	5	6	4	23	0	3	3	28								
01	DAVIS, Darrell	1-3	0-1	0-0	0	1	2	2	2	1	0	0	19								
15	HALDES, Nick	0-0	0-0	0-0	0	0	0	0	0	0	0	0	1								
22	WEHLLI, Bobby	2-3	1-1	0-0	3	1	4	0	5	0	0	0	22								
04	GRUDEN, Joey	0-0	0-0	0-0	0	0	0	0	0	0	0	0	1								
15	DUPUY, William	0-0	0-0	0-0	0	0	0	0	0	0	0	0	1								
	Team					0	1	1													
Totals		22-45	3-11	13-19	7	22	29	15	60	13	6	4	200								
FG % 1st Half: 13-25 52.0%		2nd half: 9-20 45.0%		Game: 22-45 58.8%		Rebounds: 3-11 27.3%		Deatball Rebounds: 1													
3PG % 1st Half: 3-9 33.3%		2nd half: 9-13 69.2%		Game: 13-19 68.4%																	
FT % 1st Half: 4-6 66.7%		2nd half: 9-13 69.2%		Game: 13-19 68.4%																	

Davidson 77 • 13-4, 4-2 A-10

#	Player	Total		3-Pr		Rebounds		FT-FTA		Off Def Tot		PF	TP	A	T	Bk	Stk	Min			
		FG	FGA	FG	FGA	FT	FTA	Off	Def	Off	Def										
01	EKWU, Nathan	1-1	0-0	0-2	1	3	4	5	2	0	1	0	1	8							
03	SULLIVAN, Brian	2-8	1-6	3-3	0	4	4	8	7	3	0	0	32								
04	KALINOSKI, Tyler	9-14	3-4	0-0	1	3	4	2	6	1	1	2	40								
05	BARHAM, Jordan	3-5	0-0	2-2	0	2	2	8	0	2	0	0	14								
25	ALDRIDGE, Peyton	9-14	4-5	0-0	2	4	6	3	22	3	0	1	40								
02	WATKINS, Jordan	1-3	1-2	0-1	2	2	0	3	1	0	0	3	15								
15	MICHELSEN, Oskar	4-10	1-0	0-0	2	3	11	2	0	1	1	9	29								
22	MACKAY, Ali	0-0	0-0	0-0	0	0	0	0	0	0	0	0	9								
04	MCALLIFFE, Andrew	1-3	0-0	0-0	1	2	2	2	1	0	0	1	13								
	Team					0	1														
Totals		30-58	12-23	5-8	8	21	29	20	77	22	7	4	200								
FG % 1st Half: 17-33 51.5%		2nd half: 13-25 52.0%		Game: 30-58 51.7%		Rebounds: 8-21 29.2%		Deatball Rebounds: 3													
3PG % 1st Half: 9-13 69.2%		2nd half: 4-10 40.0%		Game: 13-23 56.5%																	
FT % 1st Half: 3-4 75.0%		2nd half: 4-2 100.0		Game: 5-8 62.5%																	

Officials: Bryan Kersey, Michael Stephens, Ted Valentine
 Technical fouls: Davidson-None. Dayton-None.
 Attendance: 5067

Score by periods	1st	2nd	OT	Total
Dayton	33	27	0	60
Davidson	45	32	0	77

Last FG: UD 2nd 01:29, DAV 2nd 00:22.
 Largest lead: UD by 3:16:16.52, DAV by 17:2nd-08:37.
 UD led for 00:31, DAV led for 36:09, Game was tied for 03:20.

Score tied - 4 times.
 Lead changed - 1 time.

GAME #18

DAVIDSON AT GEORGE MASON

Jan. 24, 2015 - Fairfax, Va. - Patriot Center

FAIRFAX, Va. – Davidson erased a six-point deficit in the final seconds, including a 3-pointer by Brian Sullivan as time expired, and the Wildcats finished the comeback in overtime with an 80-73 victory at George Mason at the Patriot Center.

After Oskar Michelsen buried a trey with 13 seconds remaining to make it 65-62, the Patriots' Jalen Jenkins missed a pair of free throws setting up Sullivan's game-tying triple.

Sparked by a Peyton Aldridge tip-in and layup from Jordan Watkins, the Wildcats opened the extra session with five straight points and didn't allow Mason closer than three the rest of the way.

The seventh Wildcat to hit the 20-point plateau this season, Michelsen led three Davidson (14-4, 5-2 A-10) players in double figures with 20 in 28 minutes off the bench.

Tyler Kalinoski added 18 points, before fouling out late in regulation, while Sullivan had 17 points.

George Mason (6-12, 1-5 A-10), which trailed by as many as 11 on separate occasions, used a 15-4 streak midway through the second half to tie the score 49-49. The Wildcats responded with a small run of their own highlighted by seven straight from Kalinoski, to go back in front, 56-51.

The Patriots had another answer as they went on a 14-3 spurt to grab a 65-59 lead, their first since they the opening minutes.

Marquise Moore led George Mason with 18 points. Despite shooting just 36 percent after intermission to finish at 44.6 percent, Davidson made 21-of-30 free throws, including 9-of-12 in overtime.

The Wildcats broke a 25-25 deadlock with a 13-2 run to go up 38-27 before going to the half with a 38-31 advantage.

Davidson 80 • 14-4, 5-2 A-10

#	Player	Total		3-Pr		Rebounds		FT-FTA		Off Def Tot		PF	TP	A	T	Bk	Stk	Min			
		FG	FGA	FG	FGA	FT	FTA	Off	Def	Off	Def										
01	EKWU, Nathan	1-2	0-0	0-3	0	2	2	2	2	2	2	0	0	0	0	0	0	17			
23	ALDRIDGE, Peyton	2-5	1-4	1-2	1	0	1	0	1	0	0	0	0	0	0	0	0	32			
04	SULLIVAN, Brian	5-11	2-7	5-5	4	3	7	2	17	5	4	0	0	42							
04	KALINOSKI, Tyler	6-14	2-6	4-4	1	7	8	5	18	4	2	0	37								
05	BARHAM, Jordan	2-6	0-0	5-6	3	6	5	1	0	0	0	0	30								
15	WATKINS, Jordan	3-6	1-4	0-0	0	3	3	1	7	2	0	0	19								
15	MICHELSEN, Oskar	6-11	3-8	5-6	0	2	2	0	20	1	1	1	28								
04	MCALLIFFE, Andrew	2-5	0-0	1-2	4	5	2	1	1	0	1	0	20								
	Team																				
Totals		26-56	9-29	21-30	9	26	35	20	80	13	9	1	31	25							
FG % 1st Half: 13-25 52.0%		2nd half: 9-25 36.0%		OT: 3-6 50.0%		Game: 25-56 44.6%		Deatball Rebounds: 1													
3PG % 1st Half: 5-11 45.5%		2nd half: 4-15 26.7%		OT: 0-3 0.0%		Game: 9-29 31.0%															
FT % 1st Half: 5-7 71.4%		OT: 9-12 75.0%		Game: 21-30 70.0%																	

George Mason 73 • 6-12, 1-5 A-10

#	Player	Total		3-Pr		Rebounds		FT-FTA		Off Def Tot		PF	TP	A	T	Bk	Stk	Min			
		FG	FGA	FG	FGA	FT	FTA	Off	Def	Off	Def										
21	JENKINS, Jalen	1-5	0-0	2-4	3	1	4	3	3	0	0	0	25								
14	THOMPSON, Shevon	6-11	0-0	3-5	6	9	15	2	15	0	1	0	35								
23	JACKSONS, Corey	0-3	0-3	0-0	0	1	2	0	2	0	0	0	19								
22	MOORE, Marquise	7-12	1-1	3-3	3	3	2	18	3	1	2	1	40								
14	EDWARDS, Isaiah	5-15	1-3	0-1	1	4	5	4	0	2	0	1	40								
01	GRAY, Vaughn	0-0	0-3	0-0	2	2	4	0	1	2	1	1	23								
10	GUANUCCIO, Marko	1-2	0-1	2-2	0	1	1	0	4	0	0	0	6								
12	TATE, Myles	3-5	3-4	0-0	1	2	3	4	9	1	1	0	15								
15	PORTER, Trey	1-4	0-0	0-0	0	3	3	2	0	0	1	0	10								
25	ROYAL, Julian	1-5	0-1	4-5	2	3	6	0	0	1	0	0	12								
	Team																				
Totals		27-66	5-16	14-20	16	27	43	25	73	9	11	5	225								
FG % 1st Half: 12-27 44.4%		2nd half: 13-28 46.4%		OT: 2-11 18.2%		Game: 27-66 40.9%		Deatball Rebounds: 3													
3PG % 1st Half: 1-4 25.0%		2nd half: 2-5 40.0%		OT: 2-5 40.0%		Game: 5-16 31.3%															
FT % 1st Half: 6-7 85.7%		2nd half: 6-11 54.5%		OT: 2-2 100.0		Game: 14-20 70.0%															

Technical fouls: Davidson-None. George Mason-None.

Officials: Earl Walton, Dwayne Gladden, John Hughes

Attendance: 3353

Score by periods	1st	2nd	OT	Total
Davidson	38	27	15	80
George Mason	31	34	8	73

Last FG: DAV 07:01.21, MASON 07:00.24.
 Largest lead: DAV by 11:16:01.52, MASON by 6:2nd-00:21.
 DAV led for 33:53, MASON led for 06:45, Game was tied for 04:11.

Score tied - 7

GAME RECAPS

GAME #19

DAVIDSON AT SAINT JOSEPH'S

Jan. 31, 2015 - Philadelphia, Pa. - Hagan Arena

PHILADELPHIA, Pa. – Saint Joseph's erased a 13-point halftime deficit with a 20-3 run to start the second half as the Hawks rallied past Davidson, 75-70, in Atlantic 10 men's basketball action at Hagan Arena. DeAndre' Bembry led the way for St. Joe's (9-11, 3-5 A-10) with 21 points, 17 rebounds and seven assists. He was joined in double digits by Aaron Brown (20), Isaiah Miles (13) and James Demery (10).

Peyton Aldridge and Brian Sullivan hit five 3-pointers each to lead three Wildcats in double figures with 24 and 17, respectively. Tyler Kalinoski, who shared Player of the Week honors with Bembry last week, turned in his fourth career double-double with 15 points and 10 rebounds.

After Davidson (14-5, 5-3 A-10) went up 57-56 on a Sullivan 3-pointer with 6:18 to play, St. Joe's took the lead for good with a 12-0 spurt highlighted by three consecutive treys, including a Miles' 4-point play as the shot clock expired.

Trailing 68-57 with less than two minutes remaining, Davidson chipped away and got to within two, 72-70, with 21 seconds remaining on another Sullivan three, but was unable to get closer.

The Hawks shot 60 percent in the final period to finish at 45.6 percent overall, while holding Davidson to just 39.1 percent. Despite the setback the Wildcats hit 14 of their 33 attempts from long range.

Davidson responded to seven unanswered by the Hawks with a 17-2 run capped off by five straight triples to take a 34-23 lead. Aldridge hit a trey at the buzzer to give the Wildcats a 41-28 advantage at the break.

Davidson 70 - 145 (5-3 A-10)																	
#	Player	Total			3-Pr			Rebounds			PF	TP	A	T	Blk	Stl	Min
		FG	FGA	FT	FTA	FG	FGA	FT	FTA	Off							
01	EKWU, Nathan	1	0-3	0-1	0-0	0	1	1	0	0	0	0	0	0	0	0	7
23	ALDRIDGE, Peyton	1	7-12	5-8	0-0	4	3	7	2	24	3	2	0	1	0	39	
03	SULLIVAN, Brian	9	6-13	5-10	0-1	1	1	2	3	17	5	2	0	1	0	37	
04	KALINOSKI, Tyler	9	6-12	3-7	0-1	3	7	10	2	15	3	2	0	0	0	39	
05	BARHAM, Jordan	9	4-11	0-0	1-1	1	7	8	3	9	0	0	2	0	0	29	
02	WATKINS, Jordan	1	1-5	0-2	0-0	0	1	3	2	0	0	0	0	1	0	16	
15	MICHELSSEN, Oskar	1	1-6	1-5	0-0	0	0	0	3	3	1	2	0	0	0	23	
40	MCALLIFFE, Andrew	0	0-2	0-0	0-0	0	4	3	0	0	0	0	2	0	0	10	
	Team																
Totals			25-64	14-33	6-10	1	9	24	33	19	70	11	8	4	3	200	
FG % 1st Half:	16.7	43.8%	2nd Half:	9.7	33.3%	Game:	25.6	39.1%								Double	
3FG % 1st Half:	8.7	47.1%	2nd Half:	6.16	37.5%	Game:	14.33	42.4%								Rebounds	
FT % 1st Half:	1-1	100.0%	2nd Half:	5-9	55.6%	Game:	6-10	60.0%								0	

Saint Joseph's 75 - 91 (3-5 A-10)																	
#	Player	Total			3-Pr			Rebounds			PF	TP	A	T	Blk	Stl	Min
		FG	FGA	FT	FTA	FG	FGA	FT	FTA	Off							
15	MILES, Isaiah	1	4-11	4-7	-1-2	2	3	5	3	13	0	3	2	1	0	38	
43	BEMBRY, DeAndre'	1	7-13	2-3	0-0	2	15	17	3	21	7	1	0	1	0	39	
34	KAUNMAN, Jason	1	3-5	0-0	0-0	1	5	0	6	0	0	2	1	0	0	17	
02	BROWN, Aaron	9	7-13	3-5	3-3	1	3	4	20	1	3	1	1	0	0	36	
24	WILSON, Chris	9	0-4	0-4	2-4	2	4	6	2	6	3	0	0	0	0	31	
01	MASCHMEYER, Evan	0	0-0	0-0	0-0	0	0	0	0	0	0	0	0	0	0	2	
05	NEWKIRK, Shavar	1	1-4	0-2	1-2	0	0	0	1	3	0	0	0	0	0	14	
20	CASPER, Brendan	0	0-0	0-0	0-0	0	0	0	1	0	0	0	0	0	0	1	
25	DEMERY, James	4	4-7	0-0	2-4	3	2	5	3	10	0	0	1	1	0	22	
	Team																
Totals			26-57	9-21	14-25	12	34	46	16	75	14	11	6	6	0	200	
FG % 1st Half:	11.32	34.4%	2nd Half:	15-26	60.2%	Game:	26.57	45.6%								Double	
3FG % 1st Half:	4.12	33.3%	2nd Half:	3-5	60.0%	Game:	9-21	42.9%								Rebounds	
FT % 1st Half:	2-4	50.0%	2nd Half:	12-21	57.1%	Game:	14-25	56.0%								6	

Officials: Anthony Franklin, Eric Anderson, Mike McCloskey
 Technical fouls: Davidson None, Saint Joseph's None
 Attendance: 3951
 Score by periods: 1st 2nd 3rd 4th Total
 Davidson 21 29 70
 Saint Joseph's 28 47 75
 Last FG: DAV 2nd-00:01, SJU 2nd-00:44
 Largest lead: DAV by 13 1st-00:00, SJU by 11 2nd-01:01
 DAV led for 20:13, SJU led for 12:26, Game was tied for 0:13
 Score tied: 5 times
 Lead changed: 5 times

GAME #20

DAVIDSON VS. ST. BONAVENTURE

Feb. 4, 2015 - Davidson, N.C. - John M. Belk Arena

DAVIDSON, N.C. – After Peyton Aldridge's 3-pointer put Davidson ahead with 4.8 seconds to play, Marcus Posley hit a jumper at the buzzer to lift St. Bonaventure over the Wildcats, 62-61, in Atlantic 10 men's basketball action at Belk Arena.

In addition to hitting the game winner, Posley paced three Bonnies in double figures with a game-high 19 points. Youssou Ndoye recorded his 10th career double-double with 16 points and 12 rebounds, while Dion Wright added 14 points.

After intermission, neither team led by more than four points in a game that featured five ties and eight lead changes.

Brian Sullivan and Tyler Kalinoski were the lone Wildcats in double digits with 17 and 13 points, respectively, while playing 40 minutes each. Kalinoski also had eight assists for Davidson (14-6, 5-4 A-10), which finished with 18 on 22 field goals.

The loss ended the Wildcats' 15-game home winning streak.

St. Bonaventure (12-8, 5-4 A-10) controlled the glass, 42-27, and finished with nine blocks, while shooting 42.9 percent.

Despite a sluggish start and trailing by as many as eight in the opening minutes, Davidson closed the half on a 15-5 spurt, highlighted by three treys, to take a 33-29 lead at the break.

The Wildcats, who are one of the nation's top shooting teams from long range, drilled 9-of-22 3-pointers, but shot just 39.3 percent overall.

St. Bonaventure 62 - 12-8, 5-4 A-10																	
#	Player	Total			3-Pr			Rebounds			PF	TP	A	T	Blk	Stl	Min
		FG	FGA	FT	FTA	FG	FGA	FT	FTA	Off							
03	POSLEY, Marcus	* 6	12	3-7	4-8	2	5	7	2	19	2	4	0	0	0	38	
10	ADAMS, Jaylen	* 3	8	0-3	3-4	3	4	7	1	9	6	2	0	1	0	40	
23	WRIGHT, Dion	* 6	10	0-0	2-2	2	2	4	3	14	0	1	0	1	0	36	
33	CUMBERBATCH, Anndell	* 1	6	0-2	0-0	0	5	5	2	2	1	1	0	3	0	23	
35	NDOYE, Youssou	* 7	14	0-0	2-4	4	8	12	2	16	2	5	4	1	0	36	
02	TAOQUE, Idres	* 3	2	0-1	0-0	0	0	0	2	1	0	0	0	0	0	10	
12	GREGG, Denzel	* 4	0-0	0-0	1	1	2	5	0	0	0	2	0	0	0	13	
15	DEES, Chris	* 0	0-0	0-0	0	0	0	0	0	0	0	0	0	0	0	4	
	Team																
Totals			24-56	3-13	11-18	15	27	42	16	62	12	9	5	9	5	200	
FG % 1st Half:	13-30	43.3%	2nd Half:	11-26	42.3%	Game:	24-56	42.9%								Double	
3FG % 1st Half:	2-7	28.6%	2nd Half:	1-6	16.7%	Game:	3-13	23.1%								Rebounds	
FT % 1st Half:	1-2	50.0%	2nd Half:	10-16	62.5%	Game:	11-18	61.1%								0	

Davidson 61 - 14-6, 5-4 A-10																	
#	Player	Total			3-Pr			Rebounds			PF	TP	A	T	Blk	Stl	Min
		FG	FGA	FT	FTA	FG	FGA	FT	FTA	Off							
03	SULLIVAN, Brian	* 6	13	2-6	3-3	0	2	1	17	5	3	0	1	0	0	40	
04	KALINOSKI, Tyler	* 4	11	3-6	2-4	0	2	2	2	13	8	1	0	1	0	40	
15	MICHELSSEN, Oskar	* 3	8	2-6	0-0	1	0	1	2	8	1	1	0	0	0	25	
23	ALDRIDGE, Peyton	* 3	8	1-2	0-0	3	0	3	0	3	7	1	2	1	0	33	
40	MCALLIFFE, Andrew	* 1	1	0-0	0-0	0	1	1	1	2	1	0	1	0	0	14	
01	EKWU, Nathan	* 0	0-0	0-0	0	0	1	1	0	0	2	0	0	0	0	5	
02	WATKINS, Jordan	1-4	1-2	2-2	0	0	0	0	2	5	2	0	0	0	0	16	
05	BARHAM, Jordan	4	11	0-0	1-3	3	4	7	4	9	0	1	2	1	0	27	
	Team																
Totals			22-56	9-22	8-12	10	17	27	15	61	18	11	3	5	0	200	
FG % 1st Half:	11-18	39.3%	2nd Half:	11-28	39.3%	Game:	22-56	39.3%								Double	
3FG % 1st Half:	6-13	46.2%	2nd Half:	3-9	33.3%	Game:	9-22	40.9%								Rebounds	
FT % 1st Half:	5-6	83.3%	2nd Half:	3-6	50.0%	Game:	8-12	66.7%								1	

Officials: Brian O'Connell, Tim Kelly, Tony Chiazza
 Technical fouls: St. Bonaventure None, Davidson None
 Attendance: 4254
 Score by periods: 1st 2nd 3rd 4th Total
 St. Bonaventure 23 23 62
 Davidson 33 28 61
 Last FG: SBU 2nd-00:01, DAV 2nd-00:06
 Largest lead: SBU by 8 1st-15:29, DAV by 1 1st-00:05
 Score tied: 5 times
 Lead changed: 8 times

GAME RECAPS

GAME #21

DAVIDSON VS. DUQUESNE

Feb. 7, 2015 - Davidson, N.C. - John M. Belk Arena

DAVIDSON, N.C. – In addition to placing six players in double figures, Davidson torched the nets for 60.3 percent and knocked down 13 treys as the Wildcats cruised to a 95-69 victory over Duquesne at Belk Arena.

Brian Sullivan led the 'Cats with a game-high 23 points on 9-of-15 shooting, including five 3-pointers. Peyton Aldridge finished with 19 points going 8-of-11 from the floor, while Tyler Kalinoski turned in an impressive showing with 16 points, nine assists and six rebounds. Jordan Barham added 12 points and the freshman duo of Jordan Watkins and Nathan Ekwu each scored a season-high 11.

Along with their best shooting performance of the 2014-15 campaign, the Wildcats handed out 22 assists on 38 field goals and held a 32-31 edge on the glass.

Davidson (15-6, 6-4 A-10), which drilled eight treys in the first half, led by 17 late in the period before going to the break up, 52-38.

Aldridge, who set the tone early for the Wildcats scoring seven of their first nine points, had 15 on 6-of-6 shooting in the first half.

After the Dukes cut the deficit to 12 early in the second half, Davidson responded with an 11-2 spurt to push the margin to 21 and put the game out of reach.

Desmond Ridenour paced Duquesne (7-14, 2-8 A-10) with 13 points off the bench. The Dukes shot 45.2 percent overall, but went just 6-of-22 from behind the 3-point line.



Official Basketball Box Score -- Game Totals -- Final Statistics Duquesne vs Davidson 02/07/15 7:00 PM at Davidson, N.C. - John M. Belk Arena

Davidson 95 • 15-6, 2-8 A-10

##	Player	Total		3-Pr		Rebounds		PF	TP	A	TO	Bk	Stl	Min.
		FG	FGA	FG	FGA	FT	FTA							
01	COLTER, Derrick	3-7	1-2	0-0	0	5	5	3	7	3	0	0	0	31
03	McROY, Dominique	6-7	0-0	0-0	1	1	3	12	0	1	0	0	0	34
22	MASON, Michah	3-9	2-6	0-0	0	5	0	8	4	2	0	0	0	32
23	JONES, Jeremiah	4-8	0-2	3-4	4	1	5	0	11	3	2	0	0	29
14	LEWIS, Darius	0-2	0-0	0-2	1	2	3	2	0	1	1	0	0	13
02	JAMES, Eric	2-6	0-3	1-1	1	1	2	0	5	0	1	0	0	10
05	PONELL, TySean	4-6	0-0	3-3	2	3	3	11	0	3	0	0	0	16
21	HAUS, David	0-0	0-0	0-0	0	0	0	0	0	0	0	0	0	2
32	RIDENOUR, Desmond	0-1	0-0	0-0	0	0	0	0	0	0	0	0	0	2
33	GILL, L.C.	0-2	3-5	0-0	0	3	4	1	3	2	2	0	0	26
35	STEVENS, Jordan	1-8	0-4	0-0	0	0	0	2	1	1	0	0	0	13
46	FOSCHIA, Nick	0-0	0-0	0-0	0	0	0	0	0	0	0	0	0	1
45	MACHELEDT, Marshall	0-0	0-0	0-0	0	0	0	0	0	0	0	0	0	1
Team														
Totals		28-62	6-22	7-10	11	20	31	12	69	14	13	2	4	200

FG % 1st Half:	5-10	48.4%	2nd Half:	13-31	41.9%	Game:	28-62	45.2%	Doubleball
3FG % 1st Half:	5-10	50.0%	2nd Half:	1-12	8.3%	Game:	6-22	27.3%	Rebounds
FT % 1st Half:	3-4	75.0%	2nd Half:	4-6	66.7%	Game:	7-10	70.0%	

Davidson 95 • 15-6, 6-4 A-10

##	Player	Total		3-Pr		Rebounds		PF	TP	A	TO	Bk	Stl	Min.
		FG	FGA	FG	FGA	FT	FTA							
03	SULLIVAN, Brian	9-15	5-11	0-0	0	5	2	23	3	0	0	0	0	35
04	KALINOSKI, Tyler	6-12	4-8	0-0	1	5	6	1	16	9	2	0	1	38
05	BARHAM, Jordan	4-8	0-0	2-4	2	4	2	12	4	2	0	0	0	34
15	MICHELESEN, Oskar	0-0	0-0	0-0	0	0	0	1	0	0	0	0	0	5
23	ALDRIDGE, Peyton	8-11	1-3	2-4	3	6	3	19	3	0	0	0	0	33
02	EKWU, Nathan	5-7	0-0	1-2	1	2	3	1	11	0	0	0	0	13
02	WATKINS, Jordan	4-8	2-3	1-2	1	1	2	0	11	3	1	0	0	35
01	FARNES, Kamaui	0-0	0-0	0-0	0	0	0	0	0	0	0	0	0	1
14	WILLIAMS, Matt	0-0	0-0	0-0	0	1	0	0	0	0	0	0	0	2
22	MACKAY, Ali	1-1	1-1	0-0	0	0	0	3	0	0	0	0	0	2
31	CHAMONKS, Manu	0-0	0-0	0-0	0	0	0	0	0	0	0	0	0	1
35	REIGEL, Rusty	0-0	0-0	0-0	1	1	1	0	0	0	0	0	0	3
40	MCNULLEFF, Andrew	0-1	0-0	0-0	0	0	0	0	0	0	1	0	0	8
Team														
Totals		38-63	13-26	6-12	9	23	32	11	95	22	7	1	4	200

FG % 1st Half:	20-33	60.6%	2nd Half:	18-30	60.0%	Game:	38-63	60.3%	Doubleball
3FG % 1st Half:	8-15	53.3%	2nd Half:	5-11	45.5%	Game:	13-26	50.0%	Rebounds
FT % 1st Half:	4-9	44.4%	2nd Half:	2-3	66.7%	Game:	6-12	50.0%	

Officials: Larry Schrotto, Sean Cassidy, John Hughes
Technical fouls: Duquesne=None, Davidson=None.
Attendance: 5208

Score by periods	1st	2nd	Total
Duquesne	38	31	69
Davidson	52	43	95

	Points	In	Off	2nd	Fast	Bench
Duquesne	38	15	19	4	31	
Davidson	95	12	15	12	25	

Last FG - DUQ 2nd-02-40, DAV 2nd-02-04.
Largest lead - DUQ None, DAV by 26, 2nd-02-04.
DUQ led for 00:00, DAV led for 39:00, Game was tied for 00:15.

Score tied - 0 times.
Lead changed - 0 times.

GAME RECAPS

GAME #22

GAME #23

DAVIDSON VS. GEORGE MASON

DAVIDSON AT LA SALLE

Feb. 11, 2015 - Davidson, N.C. - John M. Belk Arena

Feb. 14, 2015 - Philadelphia, Pa. - Tom Gola Arena

DAVIDSON, N.C. – Brian Sullivan scored his 1,000th career point and paced five Davidson players in double figures with 19 as the Wildcats defeated George Mason, 92-71, at Belk Arena.

Sullivan, the third transfer and 47th player in a Davidson (16-6, 7-4 A-10) uniform to hit the milestone, scored all 19 of his points in the first 20 minutes of action. The junior shooting guard also dished out a game-high seven assists and made all six of his free throws.

Tyler Kalinoski and Jordan Barham each added 18 points for the 'Cats, while Jordan Watkins and Oskar Michelsen finished with 12 and 11, respectively.

Davidson finished the contest shooting 48.2 percent and made 26-of-32 from the charity stripe. The Wildcats also handed out 21 assists on 27 field goals and scored 27 points off 16 Patriot miscues.

The Wildcats, who drilled 12 more triples tonight, pushed their lead to as many as 28 with under 12 minutes to play on a Watkins' 3-pointer.

Despite the setback, Mason (7-16, 2-9 A-10) shot 69.2 percent after intermission to finish the game at 55.8 percent, but went just 1-of-8 from long range and 12-of-26 at the line.

Shevon Thompson recorded his 12th career double-double with 14 points and 13 rebounds for George Mason, which held a 35-29 edge on the boards. Corey Edwards (13), Isaiah Jackson (12) and Trey Porter (12) also went over the 10-point plateau for the Patriots.

In addition to opening 5-of-5 from the floor, including four treys, the Wildcats' closed the first period on a 15-6 spurt to take a 50-30 lead into the break.

PHILADELPHIA, Pa. – Brian Sullivan scored a game-high 28 points and Davidson closed on a 13-4 run to defeat La Salle, 77-69, in Atlantic 10 men's basketball action at Tom Gola Arena.

Coming off a 19-point performance in which he scored his 1,000th career point, Sullivan drilled four of the Wildcats' 10 3-pointers, finished 12-of-17 from the line and handed out five assists in 39 minutes of action.

Jordan Barham and Tyler Kalinoski, who scored 18 and 16 points, respectively, joined Sullivan in double figures. Barham also grabbed nine rebounds for the 'Cats, who held a 31-29 edge on the glass and finished with 22 second-chance points.

In a second half that featured 10 lead changes and four ties, Kalinoski's trey with 3:30 to play sparked the game-ending spurt and put Davidson (17-6, 8-4 A-10) up for good. In addition to late free throws by Sullivan, Jordan Watkins provided a key steal and pull up jumper in the closing minutes.

Despite finishing just 13-of-22 from the charity stripe, the Wildcats shot 50.9 percent against one of the league's top defensive teams.

Davidson, which shot 57.7 percent including six treys in the first half, led by as many as eight in the period on separate occasions before going to the break up, 39-35.

La Salle (14-11, 6-6 A-10) finished with a 47.3 percent clip, but went just 4-of-17 from long range. Jordan Price paced the Explorers with 22 points. Jerrell Wright (15), Cleon Roberts (12) and Steve Zack (11) also hit the 10-point plateau for La Salle.

Official Basketball Box Score -- Game Totals -- Final Statistics George Mason vs Davidson, N.C. - John M. Belk Arena

#	Player	Total		3-Ptr			Rebounds			PF	TP	A	T	Bk	Stl	Min
		FG	FGA	FG	FGA	FT	FTA	Off	Def							
11	EDWARDS, Corey	5	6	1	2	2	2	0	0	3	13	4	2	0	1	30
14	THOMPSON, Shevon	6	12	0	2	4	13	4	14	0	1	0	0	0	28	
22	MOORE, Marouss	1	2	0	1	1	2	0	0	3	3	1	0	0	15	
31	BENKINS, Jake	0	1	0	1	4	2	3	5	4	1	0	2	0	15	
44	JACKSON, Isaiah	5	10	0	3	2	6	3	3	0	12	3	1	0	33	
01	GRAY, Vaughn	0	0	0	0	0	0	0	0	1	0	1	0	0	1	
03	HOLLOWAY, Patrick	4	11	0	2	1	4	0	1	4	0	1	0	0	18	
10	GUJANACIC, Marko	3	3	0	0	0	1	1	1	6	1	2	0	0	15	
15	GATE, Myles	0	0	0	0	0	0	1	1	2	0	2	0	0	7	
15	PORTER, Trey	4	5	0	4	6	1	2	3	11	2	0	0	0	16	
25	ROYAL, Julian	1	2	0	1	0	0	0	0	1	1	0	1	0	22	
30	BUDY, Michael	0	0	0	0	0	0	0	0	2	1	0	0	0	04	
Team		29	52	1	8	12	26	11	24	33	25	71	13	16	2	200
Totals		29-52	1-8	12-26	11	24	33	25	71	13	16	2	1	2	200	
FG % 1st Half: 13-29 44.8%		2nd Half: 16-23 69.6%		Game: 29-52 55.8%		Deadball Rebounds: 6										
3FG % 1st Half: 1-5 20.0%		2nd Half: 3-3 60.0%		Game: 1-8 12.5%												
FT % 1st Half: 3-4 75.0%		2nd Half: 9-20 45.0%		Game: 12-26 46.2%												

Davidson 92 - 61-6, 7-4 A-10

#	Player	Total		3-Ptr			Rebounds			PF	TP	A	T	Bk	Stl	Min
		FG	FGA	FG	FGA	FT	FTA	Off	Def							
11	SULLIVAN, Brian	5	10	3	8	0	2	0	19	7	1	0	0	0	32	
04	KALINOSKI, Tyler	6	13	2	6	4	5	2	18	2	1	0	0	0	34	
05	BARHAM, Jordan	6	8	1	2	5	3	4	8	2	1	1	0	0	25	
01	MICHENSEN, Oskar	3	7	2	3	3	3	1	11	1	0	1	0	0	21	
23	ALDRIDGE, Peyton	2	4	2	3	2	1	3	6	2	0	0	0	0	17	
01	ERKWU, Nathan	3	5	0	2	0	7	5	1	2	1	1	1	0	18	
05	WATKINS, Jordan	3	5	2	4	5	1	1	12	2	3	0	2	2	27	
13	FAINES, Kamau	0	0	0	0	0	0	0	0	0	0	0	0	0	1	
21	WILLIAMS, Matt	0	0	0	0	0	0	0	0	0	0	0	0	0	1	
22	MACKAY, AJ	1	2	0	1	0	0	0	2	1	0	0	0	0	8	
01	STANHOUS, Manu	1	1	0	0	0	0	0	0	0	0	0	0	0	1	
33	REIGEL, Rusty	0	2	0	1	0	0	0	1	0	0	0	0	0	4	
34	PERKEY, Connor	0	1	0	0	0	0	0	1	0	0	0	0	0	2	
40	MCCALLIFFE, Andrew	0	0	0	0	0	0	0	5	2	0	0	0	0	17	
Team		27	56	12	31	26	32	5	29	22	9	21	8	3	7	200
Totals		27-56	12-31	26-32	5	29	22	9	21	8	3	7	200			
FG % 1st Half: 15-28 53.6%		2nd Half: 12-28 42.9%		Game: 27-56 48.2%		Deadball Rebounds: 2										
3FG % 1st Half: 7-15 46.7%		2nd Half: 5-16 31.3%		Game: 12-31 38.7%												
FT % 1st Half: 13-16 81.3%		2nd Half: 13-16 81.3%		Game: 26-32 81.3%												

Officials: John Goffney, Bill Covington, Jr., Clarence Armstrong
 Technical fouls: George Mason-None. Davidson-None.
 Attendance: 3938

Score by periods	1st	2nd	Total
George Mason	30	41	71
Davidson	50	42	92

LaSalle: DAV 2nd 00:50, DAV 2nd 02:44.
 Largest lead: MASON None, DAV by 28 2nd 11:59.
 MASON led for 00:00. DAV led for 39:32. Game was tied for 02:28.

In	Off	2nd	Fast
Points	Paint	T/O	Chance
MASON	24	27	12
DAV	24	27	12

Score tied - 0 times.
 Lead changed - 0 times.

Official Basketball Box Score -- Game Totals -- Final Statistics Davidson vs La Salle

#	Player	Total		3-Ptr			Rebounds			PF	TP	A	T	Bk	Stl	Min
		FG	FGA	FG	FGA	FT	FTA	Off	Def							
15	MICHENSEN, Oskar	2	6	2	4	0	1	1	1	6	0	0	0	0	22	
23	ALDRIDGE, Peyton	0	1	0	1	0	5	5	4	0	2	0	0	0	27	
03	SULLIVAN, Brian	6	14	4	10	1	2	3	0	28	5	2	0	0	39	
04	KALINOSKI, Tyler	7	10	2	4	0	2	4	16	2	2	1	0	0	32	
05	BARHAM, Jordan	8	16	1	3	1	4	5	9	1	0	1	0	0	32	
01	ERKWU, Nathan	0	0	0	0	0	0	0	0	0	0	0	0	0	5	
02	WATKINS, Jordan	2	4	1	2	0	1	2	3	0	5	2	0	0	27	
40	MCCALLIFFE, Andrew	2	2	0	0	1	2	4	0	4	1	1	0	0	16	
Team		27	53	10	24	13	2	1	3	4	4	1	1	0	200	
Totals		27-53	10-24	13-22	9	22	31	12	77	13	9	4	5	16	200	
FG % 1st Half: 15-26 57.7%		2nd Half: 12-27 44.4%		Game: 27-53 50.9%		Deadball Rebounds: 2										
3FG % 1st Half: 6-14 42.9%		2nd Half: 4-10 40.0%		Game: 10-24 41.7%												
FT % 1st Half: 3-7 42.9%		2nd Half: 10-15 66.7%		Game: 13-22 59.1%												

La Salle 69 - 14-11, 6-6 A-10

#	Player	Total		3-Ptr			Rebounds			PF	TP	A	T	Bk	Stl	Min
		FG	FGA	FG	FGA	FT	FTA	Off	Def							
25	WRIGHT, Jerrell	4	5	0	0	5	4	1	5	2	15	2	4	0	0	21
00	ZACK, Steve	4	8	0	0	3	4	1	4	3	11	1	2	2	1	28
02	STUKES, Amar	0	2	0	1	3	4	0	4	3	3	1	0	1	0	34
03	ROBERTS, Cleon	5	11	2	5	0	3	3	5	12	1	1	0	0	36	
01	PRICE, Jordan	9	21	2	8	2	2	3	3	22	0	2	0	0	33	
01	PETERSON, D.J.	2	5	0	0	1	3	4	1	4	2	1	0	1	29	
10	SHULER, Johnnie	0	0	0	0	0	0	0	0	0	0	0	0	0	2	
23	LEWIS, Khalid	1	2	0	1	0	1	1	0	2	2	0	0	0	17	
Team		26	55	1	4	1	4	1	4	2	4	1	1	0	17	
Totals		26-55	1-17	13-15	8	21	29	17	69	10	12	2	6	20	200	
FG % 1st Half: 14-26 53.8%		2nd Half: 12-19 63.2%		Game: 26-55 47.3%		Deadball Rebounds: 1,3										
3FG % 1st Half: 3-8 37.5%		2nd Half: 3-9 33.3%		Game: 6-17 35.0%												
FT % 1st Half: 4-5 80.0%		2nd Half: 9-10 90.0%		Game: 13-15 86.7%												

Officials: Bill McCarty, Dwayne Gladden, Gary Puccio
 Technical fouls: Davidson-None. La Salle-None.
 Attendance: 2738

Score by periods	1st	2nd	Total
Davidson	30	38	77
La Salle	13	56	69

LaSalle: DAV 2nd 01:44, LAS 2nd 02:11.
 Largest lead: DAV by 14 07:45, LAS by 6 2nd 11:21.
 DAV led for 20:45. LAS led for 12:03. Game was tied for 11:22.

In	Off	2nd	Fast
Points	Paint	T/O	Chance
MASON	24	27	12
DAV	24	27	12

Score tied - 7 times.
 Lead changed - 11 times.

GAME RECAPS

GAME #24

DAVIDSON AT GEORGE WASHINGTON

Feb. 18, 2015 - Washington, D.C. - The Smith Center

WASHINGTON, D.C. – Jordan Barham scored all of his game-high 15 points in the second half and Tyler Kalinoski added 11 with 10 rebounds, to lead Davidson to a 65-63 win over George Washington at the Smith Center.

The Wildcats, who won their fourth straight improving to 18-6 overall and 9-4 in the league, shot 54.5 percent after intermission, while limiting the Colonials to just 36.7 percent overall.

After playing just four minutes in the first half due to foul trouble, Barham finished 7-of-8 from the floor and grabbed seven rebounds, including four at the offensive end.

Brian Sullivan finished with 12 points for the Wildcats, while Jack Gibbs, playing in his first game since Jan. 17, scored 11 in 14 minutes off the bench.

Trailing by eight at the break, Davidson opened the second half with five straight buckets, three from Barham and two from Peyton Aldridge, to take a 33-31 lead. Paul Jorgensen quickly put George Washington (17-9, 7-6 A-10) back on top with a 3-pointer before Gibbs answered at the other end with a triple of his own to put the Wildcats up for good. GW had a chance to win the game on the final possession, but Kethan Savage's 3-point attempt at the buzzer was well off the mark.

Kevin Larsen and Patricio Garino paced four Colonials in double figures with 12 points each. Joe McDonald recorded a double-double with 11 points and 11 rebounds to go along with six assists, while John Kopriva chipped in 10.

In addition to holding Davidson scoreless for almost eight minutes, the Colonials closed the opening period on a 20-7 run to take a 31-23 lead into the break. George Washington trailed early, before running off 17 unanswered and holding the Wildcats to a season-low 27.3 percent in the first half.



Official Basketball Box Score – Game Totals – Final Statistics
Davidson vs George Washington
02/18/15 7:00 pm at Washington, DC: Charles E. Smith Center



Davidson 65 • (18-6, 9-4 A-10)

##	Player	Total	3-Pr	Rebounds	FT	FTA	PF	TP	A	To	Bk	Stl	Min
		FG-GA	FG-GA	FT-FTA	Def	Off							
15	MICHELSEN, Oskar	1-6	1-5	0-0	0	0	0	1	0	1	1	1	17
23	ALDRIDGE, Peyton	2-6	0-3	0-1	2	5	4	4	1	1	0	0	28
3	SULLIVAN, Brian	5-15	2-11	0-0	2	4	6	12	3	2	0	1	37
04	KALINOSKI, Tyler	4-14	1-8	2-2	4	6	10	11	3	1	3	4	40
6	BARHAM, Jordan	7-9	0-0	4-2	2	1	3	12	0	4	0	1	25
01	EKWU, Nathan	0-1	0-0	0-0	2	2	1	1	0	0	0	0	16
12	GIBBS, Jack	4-9	3-5	1-1	0	1	0	5	2	0	0	0	12
22	MACKAY, Ali	0-1	0-0	0-0	1	1	0	1	1	0	0	0	7
40	MCALLIFFE, Andrew	2-4	0-0	0-0	3	3	4	4	1	0	1	1	17
Team		27-66	8-33	3-6	15	23	38	65	11	8	4	7	200

FG % 1st Half: 9-33 27.3% 2nd Half: 18-33 54.5% Game: 27-66 40.9% Double
3PG % 1st Half: 5-21 23.8% 2nd Half: 3-12 25.0% Game: 8-29 27.6% Rebounds
FT % 1st Half: 0-1 0.0% 2nd Half: 3-5 60.0% Game: 3-6 50.0% 1,2

George Washington 63 • (17-9, 7-6 A-10)

##	Player	Total	3-Pr	Rebounds	FT	FTA	PF	TP	A	To	Bk	Stl	Min
		FG-GA	FG-GA	FT-FTA	Def	Off							
1	WATANABE, Yuta	1-6	1-4	2-2	1	1	2	2	0	0	1	1	21
11	LARSEN, Kevin	1-6	1-1	0-3	5	2	7	11	2	3	0	0	32
34	KOPRIVA, John	4-8	2-3	0-1	1	2	3	11	2	1	2	0	29
13	KORNO, Patricia	4-8	0-0	4-2	1	3	12	0	4	0	1	1	25
22	MCDONALD, Joe	3-8	2-6	3-4	4	7	11	13	0	0	0	1	35
03	JORGENSEN, Paul	3-5	3-5	0-0	1	1	1	9	1	0	0	0	16
05	GRIFFIN, Nick	0-2	0-2	0-0	0	1	1	0	0	0	0	0	5
11	SAVAGE, Kethan	1-7	0-4	2-2	4	4	3	4	2	2	0	0	26
15	BRVANT, Daran	0-3	0-1	0-0	1	3	4	1	0	0	0	0	7
46	CHMDO, Matt	0-0	0-0	0-0	0	0	0	1	0	0	0	0	4
Team		22-60	8-29	11-16	16	25	41	63	14	12	4	3	200

FG % 1st Half: 12-28 42.9% 2nd Half: 10-32 31.3% Game: 22-60 36.7% Double
3PG % 1st Half: 5-11 45.5% 2nd Half: 3-18 16.7% Game: 8-29 27.6% Rebounds
FT % 1st Half: 2-5 40.0% 2nd Half: 9-11 81.8% Game: 11-16 68.8% 2,1

Officials: Sean Hill, Mark Schuur, Winston Smith
Technical fouls: Davidson-None, George Washington-None.
Attendance: 3012

Score by periods	1st	2nd	Total
Davidson	23	42	65
George Washington	31	32	63

Last FG: Daw 2nd:34, GW 2nd:00:32.
Largest Lead: Daw by 7 1st:14:44, GW by 10 1st:01:01.
Daw led for 26:05, GW led for 10:54. Game was tied for 03:01.

GAME #25

DAVIDSON VS. FORDHAM

Feb. 21, 2015 - Davidson, N.C. - John M. Belk Arena

DAVIDSON, N.C. – Brian Sullivan paced five Davidson players in double figures with a game-high 18 points as the Wildcats won their fifth straight with a 76-57 victory over Fordham at Belk Arena.

Jack Gibbs (17), Tyler Kalinoski (14), Oskar Michelsen (12) and Jordan Barham (10) also went over the 10-point plateau for Davidson (19-6, 10-4), which finished the game shooting 50 percent, including 11 3-pointers.

In addition to another strong offensive performance, the Wildcats held the Rams to just 37.7 percent, while recording 14 turnovers and picking up nine steals.

Davidson raced out to a 16-5 advantage capped off by consecutive treys from Peyton Aldridge and Kalinoski before going to the half up, 38-25. Gibbs, who made his first start since Jan. 17, led all players at the break with 11 points.

Bryan Smith led three Rams in double digits with 15 points, while Eric Paschall and Nemanja Zarkovic had 14 and 13, respectively.

After Fordham (8-17, 3-11 A-10) scored four straight to begin the second half and cut the deficit to nine, the Wildcats responded with eight unanswered to put the game out of reach. Davidson pushed its lead to as many as 24 on separate occasions.

Led by nine rebounds from Barham, the Wildcats held a 33-32 edge on the glass.

The win was the 300th conference (278 SoCon, 12 Big South, 10 A-10) victory for Davidson head coach Bob McMillip.

Fordham 57 • 8-17, 3-11 A-10

##	Player	Total	3-Pr	Rebounds	FT	FTA	PF	TP	A	To	Bk	Stl	Min
		FG-GA	FG-GA	FT-FTA	Def	Off							
01	THOMAS, Mandell	2-7	0-2	0-0	0	4	4	0	4	4	0	2	34
04	PASCHALL, Eric	5-12	1-5	3-3	0	7	7	1	14	4	0	1	38
24	SMITH, Bryan	4-11	2-6	5-5	5	5	3	15	1	0	2	1	34
30	RHOOMES, Ryan	1-4	0-0	2-2	4	1	2	0	0	0	0	0	18
41	SENFELDER, Chris	3-9	1-4	0-1	0	6	6	2	7	0	2	1	34
00	ANDERSON, Antwione	0-2	0-0	2-2	1	0	1	1	2	0	0	0	14
00	ZARKOVIC, Nemanja	5-8	3-4	0-0	1	0	14	13	2	0	0	0	19
00	THOMPSON, Zaine	0-0	0-0	1-0	1	1	1	0	1	0	1	0	1
10	SEEVER, Jon	0-0	0-0	0-0	0	0	0	0	0	0	1	1	0
00	MASSEMIMO, Matt	0-0	0-0	0-0	0	0	0	0	0	0	0	0	1
15	MATTIAS-ASTON, Dekeeb	0-0	0-0	0-0	0	0	0	0	0	0	0	0	4
Team		1-2	3	0	1	3	4	1	2	3	0	0	4
Totals		20-53	7-21	10-11	6	26	32	13	57	10	14	3	200

FG % 1st Half: 10-29 34.5% 2nd Half: 10-24 41.7% Game: 20-53 37.7% Double
3PG % 1st Half: 4-13 30.8% 2nd Half: 3-8 37.5% Game: 7-21 33.3% Rebounds
FT % 1st Half: 1-1 100.0% 2nd Half: 9-10 90.0% Game: 10-11 90.9%

Davidson 76 • 19-6, 10-4 A-10

##	Player	Total	3-Pr	Rebounds	FT	FTA	PF	TP	A	To	Bk	Stl	Min
		FG-GA	FG-GA	FT-FTA	Def	Off							
03	SULLIVAN, Brian	7-14	4-10	0-0	0	4	4	3	18	5	2	0	39
04	KALINOSKI, Tyler	5-10	2-3	2-2	2	4	6	2	14	4	0	2	38
05	BARHAM, Jordan	5-10	0-1	0	1	8	9	1	10	3	1	2	28
23	ALDRIDGE, Peyton	7-13	2-5	1-2	0	0	0	1	17	3	2	0	23
01	EKWU, Nathan	2-3	1-2	0-0	0	4	4	2	5	0	2	0	30
01	EKWU, Nathan	0-1	0-0	0-0	0	0	0	2	0	0	0	0	5
14	WILLIAMS, Matt	0-0	0-0	0-0	0	0	0	0	0	0	0	0	1
15	MICHELSEN, Oskar	4-6	2-2	0-0	4	2	4	2	12	1	0	1	20
22	MACKAY, Ali	0-0	0-0	0-0	0	0	0	0	0	0	1	1	0
31	GLAMOUSKI, Manu	0-0	0-0	0-0	0	0	0	0	0	0	0	0	1
32	GIBBS, Jack	1-1	0-0	0-0	0	0	0	0	0	0	0	0	2
34	PERKEY, Connor	0-0	0-0	0-0	0	0	0	0	0	0	0	0	1
40	MCALLIFFE, Andrew	0-1	0-0	0-0	1	1	2	0	0	0	0	0	10
Team		30-60	11-26	5-6	5	28	33	15	76	17	6	4	200

FG % 1st Half: 15-30 50.0% 2nd Half: 15-30 50.0% Game: 30-60 50.0% Double
3PG % 1st Half: 4-10 40.0% 2nd Half: 7-16 43.8% Game: 11-26 42.3% Rebounds
FT % 1st Half: 4-4 100.0% 2nd Half: 1-2 50.0% Game: 5-6 83.3%

Officials: Paul Fais, Matt Potter, Scott Smith
Technical fouls: Fordham-None, Davidson-None.
Attendance: 5084

Score by periods	1st	2nd	Total
Fordham	25	32	57
Davidson	38	38	76

Last FG: Ford 2nd:00:54, Daw 2nd:00:35.
Largest Lead: Daw by 11 1st:16:50, Daw by 24 2nd:04:14.
Ford led for 09:09, Daw led for 38:49. Game was tied for 01:02.

GAME RECAPS

GAME #26

DAVIDSON AT RHODE ISLAND

Feb. 25, 2015 - Kingston, R.I. - Ryan Center



KINGSTON, R.I. – Jack Gibbs drilled a 3-pointer with 11 seconds remaining to lift Davidson over Rhode Island, 60-59, in Atlantic 10 men's basketball action at the Ryan Center.

In addition to winning their sixth straight, the Wildcats moved into a four-way tie for first place in the conference standings, improving to 20-6 overall and 11-4 in league play.

Tyler Kalinski led the way for Davidson with 21 points and 8 rebounds, while Gibbs added 15 points, 4 assists and 3 steals.

Trailing 58-54, Kalinski converted a three-point play with just under a minute to play to pull Davidson within one, 58-57.

On the following possession, Hassan Martin made the first of two free throws before Gibbs hit the game-winner. Rhode Island (19-7, 11-4 A-10) had one last chance, but Jared Terrell missed a 3-pointer with two seconds remaining.

Despite shooting a season-low 23.3 percent (7-30) after intermission to finish at 41.1 percent, the Wildcats were impressive defensively, holding the Rams to just 34.4 percent, marking the third straight game Davidson has held its opponent under 40 percent. Rhode Island also struggled from long range (1-19) and at the charity stripe (16-33).

Martin paced the Rams with his 13th career double-double, scoring 17 points and grabbing 16 rebounds. E.C. Matthews also contributed double figures for Rhode Island with 16 points.

After Andrew McAuliffe put the 'Cats up 48-37 with a put-back, the Rams responded with a 17-3 streak to take their first lead, 54-51, with 3:22 left.

Rhode Island held a 46-41 advantage on the glass, including 18 offensive rebounds that led to 16 second-chance points.

Davidson, which had six players with two fouls each in the first 20 minutes, shot 61.5 percent in the opening period and led 38-31 at the break. The Wildcats went on a 12-4 run early and pushed their lead to as many as 11 in the half on separate occasions.

With the victory, Davidson has hit the 20-win plateau under head coach Bob McKillop 13 times, including nine of the last 11 seasons.



Davidson 60 - 20-6, 11-4 A-10

#	Player	Total		3-Pt		Rebounds					PF	TP	A	TO	Blk	Stl	Min
		FG	FGA	FG	FGA	FT	FTA	Off	Def	Total							
23	ALDRIDGE, Peyton	1	1-6	0	0-5	0	0	1	5	6	2	2	2	1	1	1	37
03	SULLIVAN, Brian	0	3-9	1	4	0	0	1	7	8	2	7	1	3	0	0	32
04	KALINSKI, Tyler	0	7-15	1	4	0	0	2	2	6	8	4	21	1	3	0	35
05	BARHAM, Jordan	0	4-6	0	1	1	2	1	6	7	4	9	0	0	0	0	27
12	GIBBS, Jack	0	5-14	1	4	0	0	1	1	3	15	4	4	4	0	3	30
01	EKWU, Nathan	0	2-3	0	0	0	1	0	0	0	2	4	0	2	0	1	18
15	MICHELSEN, Oskar	0	2	0	1	0	0	0	2	2	3	0	1	1	0	17	
40	MCALIFFE, Andrew	0	1-1	0	0	0	0	1	3	4	2	2	1	0	0	1	14
Team									2	3	5						
Totals		23-56	3-19	11-15	8	33	41	22	60	10	14	2	60				200

FG % 1st Half: 16.0% 81.0% 2nd half: 7.30 23.3% Game: 23-56 41.1%
 3FG % 1st Half: 1.5 20.0% 2nd half: 2-14 14.3% Game: 3-19 15.8%
 FT % 1st Half: 5.8 62.5% 2nd half: 6-7 85.7% Game: 11-15 73.3%

Rhode Island 59 - 19-7, 11-4 A-10

#	Player	Total		3-Pt		Rebounds					PF	TP	A	TO	Blk	Stl	Min
		FG	FGA	FG	FGA	FT	FTA	Off	Def	Total							
12	MARTIN, Hassan	1	7-10	0	0	0	0	3	9	16	0	17	0	1	5	0	35
35	BIRUTA, Graydon	1	1-5	0	1	1	2	2	4	2	3	0	0	0	0	1	15
00	MATTHEWS, E.C.	0	4-16	1	9	7	1	8	9	1	16	2	3	1	2	0	36
01	GARRETT, Jarvis	0	1-6	0	3	1	2	3	3	3	5	0	0	1	0	1	28
05	TERRELL, Jared	0	3-12	0	5	1	3	0	0	2	0	7	0	3	2	0	33
02	RESCHKE, Janelle	0	0-1	0	0	0	0	0	0	0	0	0	0	0	0	1	3
10	MINNIS, Biggie	1	2	0	0	3	7	1	0	1	4	5	1	1	0	0	13
11	BUTLER, Matthew	0	0-2	0	0	0	0	1	1	0	0	0	0	0	0	0	4
13	BUCHANAN, T.J.	0	4	0	0	0	0	3	6	2	8	1	2	1	1	1	30
33	WATSON, Earl	0	0-0	0	0	0	0	1	2	1	0	0	0	0	0	0	3
Team									1	2							
Totals		21-61	1-19	16-33	18	28	46	18	59	9	10	7	8	200			

FG % 1st Half: 10.2% 40.0% 2nd half: 11.36 30.6% Game: 21-61 34.4%
 3FG % 1st Half: 0.4 0.0% 2nd half: 1-11 9.1% Game: 1-19 5.3%
 FT % 1st Half: 11.2 52.4% 2nd half: 5-12 41.7% Game: 9-33 27.3%

Officials: Bernard Clinton, Wally Rutkowski, D.J. Carstensen

Technical fouls: Davidson-None. Rhode Island-None.

Absence(s): 0022

Bench warming charged to URI's Dan Hurley at 12:26 in the first half

Score by periods	1st		2nd		Total
	Davidson	Rhode Island	Davidson	Rhode Island	
Davidson	38	22	60		
Rhode Island	31	28	59		

Last FG - DAV 2nd-00:13, URI 2nd-01:20.
 Largest lead - DAV by 12 2nd-16:30, URI by 4 2nd-01:20.
 DAV led for 20:19, URI led for 04:17. Game was tied for 00:17.

Points	1st		2nd		Fast	Bench
	Davidson	Rhode Island	Davidson	Rhode Island		
DAV	34	7	9	4	6	11
URI	34	13	6	13		

Score tied - 0 times.
 Lead changed - 2 times.

GAME RECAPS

GAME #27

DAVIDSON VS. GEORGE WASHINGTON

Feb. 28, 2015 - Davidson, N.C. - John M. Belk Arena

DAVIDSON, N.C. – Jack Gibbs (22) and Brian Sullivan (21) each went over the 20-point plateau and Davidson drilled 14-of-28 3-pointers as the Wildcats ran their winning streak to seven straight with a 77-66 victory over George Washington at Belk Arena.

Jordan Barham finished with 17 points and 9 rebounds, while Tyler Kalinoski also joined his backcourt mates in double figures with 11 for Davidson (21-6, 12-4 A-10), which remained tied atop the league standings with Dayton and Rhode Island.

After the Wildcats used an 18-5 one to take their largest lead of the contest, 67-51, George Washington (18-11, 8-8 A-10) responded with 10 straight to cut the deficit to 67-61, with just under four minutes to play. Following a 30-second timeout, Davidson quickly stretched the margin back to double digits, putting the game out of reach.

Davidson shot just 41.8 percent overall, but converted 17-of-21 from the charity stripe, while turning it over just four times.

The Colonials, who hit 11 3-pointers of their own, held a 39-29 advantage on the glass, but committed 13 miscues, which the Wildcats turned into 22 points at the other end. Joe McDonald led three Colonials in double figures with 20 points, while Kevin Larsen and Nick Griffin added 16 and 12, respectively.

Despite shooting just 34.6 percent and a five-minute scoring drought in the opening period, Davidson closed the half on a 9-4 spurt capped off by a Barham putback at the buzzer, to lead 32-30 at the break. Sullivan and Gibbs led all scorers with 12 points each in the opening period.

George Washington 66 • 18-11, 8-8 A-10

#	Player	Total		3-Pr		Rebounds					PF	TP	A	To	Bk	Stl	Min
		FG	FGA	FG	FGA	FT	FTA	Off	Def	Total							
21	WATANABE, Yuta	2-6	2-4	0-0	0	6	4	4	1	2	0	23					
13	GARINO, Patricia	3-6	1-1	1-1	3	0	3	2	8	4	0	29					
11	LARSEN, Kevin	8-12	0-0	0-1	5	4	9	2	16	1	4	0	35				
22	MCDONALD, Joe	8-12	4-6	0-0	0	8	8	2	20	4	0	2	32				
24	KOPRIVA, John	2-5	0-2	0-0	1	2	3	4	0	1	1	22					
03	JORGENSEN, Paul	0-5	0-1	0-0	0	3	3	2	2	1	0	13					
09	GRIFFIN, Nick	4-7	4-6	0-0	0	1	1	3	12	0	0	14					
17	SAVAGE, Nathan	0-6	0-0	0-0	0	4	4	1	0	6	2	0	29				
15	BRYANT, Darrian	0-1	0-0	0-0	0	0	0	0	0	0	0	3					
Team																	
Totals		27-60	11-20	1-2	11	28	39	19	66	18	13	4	3	20			

FG % 1st Half: 13-29 44.8% 2nd Half: 14-31 45.2% Game: 27-60 45.0% Double
3FG % 1st Half: 4-10 40.0% 2nd Half: 7-10 70.0% Game: 11-20 55.0% Rebounds
FT % 1st Half: 0-0 0.0% 2nd Half: 1-2 50.0% Game: 1-2 50.0%

Davidson 77 • 21-6, 12-4 A-10

#	Player	Total		3-Pr		Rebounds					PF	TP	A	To	Bk	Stl	Min
		FG	FGA	FG	FGA	FT	FTA	Off	Def	Total							
03	SULLIVAN, Brian	6-13	6-10	3-4	0	4	4	1	21	2	2	0	2	39			
04	KALINOSKI, Tyler	3-10	3-8	2-2	1	1	2	1	11	4	0	0	2	33			
09	BARHAM, Jordan	7-11	0-1	3-5	4	5	9	1	17	0	1	0	0	32			
11	GIBBS, Jack	5-14	3-6	9-10	0	2	2	1	22	7	1	0	3	37			
23	ALDRIDGE, Peyton	2-3	2-3	0-0	0	7	7	1	6	1	0	1	4	36			
01	EKWU, Nathan	0-2	0-0	0-0	0	1	1	0	1	0	1	0	7				
11	MICHELSEN, Oskar	0-1	0-0	0-0	0	0	0	0	1	0	0	0	6				
06	MCDUFFIE, Andrew	0-1	0-0	0-0	0	0	0	0	1	0	0	0	10				
Team																	
Totals		23-55	14-28	17-21	6	23	29	8	77	15	4	5	8	20			

FG % 1st Half: 9-26 34.6% 2nd Half: 14-29 48.1% Game: 23-55 41.8% Double
3FG % 1st Half: 6-14 42.9% 2nd Half: 8-14 57.1% Game: 14-28 50.0% Rebounds
FT % 1st Half: 8-10 80.0% 2nd Half: 9-11 81.8% Game: 17-21 81.0%

Officials: Bill McCarthy, Kevin Ferguson, Nathan Farrell
Technical Rules: George Washington, Davidson, Davidson-Norve

Attendance: 5223	Score by periods		
	1st	2nd	Total
George Washington	30	36	66
Davidson	32	45	77

Last FG - GW 2nd-01:11, DAV 2nd-03:20.

Largest lead - GW by 9 1st-05:20, DAV by 16 2nd-06:13.
GW led for 06:24, DAV led for 20:05. Game was tied for 04:31.

Score tied 6 times.
Lead changed 6 times.

GAME #28

DAVIDSON VS. VCU

March 5, 2015 - Davidson, N.C. - John M. Belk Arena

DAVIDSON, N.C. (AP) — The Davidson Wildcats were picked to finish 12th in the Atlantic 10 conference.

Now, they'll have a chance to play for at least a share of the regular season conference title when they visit Duquesne — not bad for a team in its first year in the A-10 after moving up from the less competitive Southern Conference.

Tyler Kalinoski had 22 points on senior night, Jack Gibbs had 15 points and eight assists and Davidson routed Virginia Commonwealth 82-55 on Thursday for its eighth straight win. The 27-point loss was the worst in the coach Shaka Smart era at VCU.

Jordan Barham added 14 points and 14 rebounds for the Wildcats (22-6, 13-4 Atlantic 10), who pulled back into a first-place tie with Dayton with one game remaining for both teams.

It was a resounding win for Davidson, considered a bubble team as the NCAA Tournament approaches.

Meanwhile, the struggles continue for VCU (21-9, 11-6), which has lost three straight games including two last week to fall out of the AP top 25.

The Wildcats shot 11 of 26 from 3-point range; while the Rams were 1 of 15. VCU came into the game forcing more than 16 turnovers a game, but Davidson had little problem beating the "havoc" full-court press and their ball movement in half court sets gave the Rams fits. In fact, it was Davidson that won the turnover battle, forcing 16 VCU turnovers while committing just 12.

Davidson came into the game first in the nation in assist-to-turnover ratio and the nation's seventh-highest scoring team. The Wildcats jumped out to a 12-2 lead before extending the lead to 19 at halftime.

Gibbs was the catalyst for the Wildcats, slicing through the Rams defense and finding teammates for open 3-pointers. Brian Sullivan had three 3-pointers in the first half and the Wildcats were 6 of 13 from beyond the arc. Sullivan had 11 points. Gibbs added six rebounds and four steals, helping control the tempo of the game.

VCU 55 • 21-9, 11-6 A-10

#	Player	Total		3-Pr		Rebounds					PF	TP	A	To	Bk	Stl	Min
		FG	FGA	FG	FGA	FT	FTA	Off	Def	Total							
01	LEWIS, JoQuan	1-3	0-0	4-5	1	0	1	0	1	3	6	3	4	0	3	27	
09	BROOKS, Doug	1-5	0-2	0-0	1	4	5	4	2	2	2	0	2	17			
17	ALIE-COX, Mo	4-8	0-0	1-6	3	4	7	9	1	2	1	2	23				
28	BURGESS, Jordan	2-6	1-2	0-0	3	3	0	6	1	0	0	18					
21	GRAHAM, Trewon	2-7	0-3	0-0	1	5	4	0	1	0	1	0	16				
08	TILLMAN, Jonathan	2-2	0-0	0-0	0	0	0	0	4	0	0	0	26				
10	WILLIAMS, Jonathan	2-5	0-0	1-3	0	0	0	1	3	5	0	2	13				
11	GILMORE, Michael	1-4	0-1	1-2	1	2	3	0	0	0	0	0	8				
22	LARBER, Terry	4-10	0-5	4-6	2	2	3	12	0	3	1	2	23				
23	GUEST, Jarred	0-0	0-0	0-0	0	0	0	0	0	0	0	0	4				
32	JOHNSON, Melvin	2-5	0-2	0-0	2	2	4	1	5	1	0	0	25				
Team																	
Totals		21-53	1-15	12-24	10	22	32	21	44	8	16	4	9	20			

FG % 1st Half: 9-20 45.0% 2nd Half: 12-24 50.0% Game: 21-53 39.6% Double
3FG % 1st Half: 1-7 14.3% 2nd Half: 0-8 0.0% Game: 1-15 6.7% Rebounds
FT % 1st Half: 2-7 28.6% 2nd Half: 10-17 58.8% Game: 12-24 50.0%

Davidson 82 • 22-6, 13-4 A-10

#	Player	Total		3-Pr		Rebounds					PF	TP	A	To	Bk	Stl	Min
		FG	FGA	FG	FGA	FT	FTA	Off	Def	Total							
03	SULLIVAN, Brian	4-6	3-5	0-0	0	2	2	4	11	3	1	0	1	28			
11	GIBBS, Jack	7-16	3-9	5-7	1	1	2	2	22	4	1	0	2	32			
22	MCKAY, Ali	4-11	3-6	4-4	1	5	6	13	8	5	0	4	35				
23	ALDRIDGE, Peyton	0-0	0-0	0-0	0	0	0	1	0	0	0	1	3				
09	EKWU, Nathan	4-6	0-1	2-2	1	3	4	3	10	1	1	0	30				
06	BARHAM, Jordan	6-9	1-1	1-4	3	11	14	4	14	0	2	0	23				
11	FALINES, Kamau	0-0	0-0	0-0	0	0	0	0	0	0	0	0	1				
14	WILLIAMS, Matt	0-0	0-0	0-0	0	0	0	0	0	0	0	0	1				
13	MICHELSEN, Oskar	1-3	1-3	1-4	1	3	4	2	4	2	1	0	19				
32	WATKINS, Jordan	0-0	0-0	0-0	0	0	0	0	0	0	0	0	1				
11	REGGIE, Rusty	1-1	0-0	0-0	0	0	0	0	2	0	0	0	1				
06	MCDUFFIE, Andrew	2-4	0-0	0-0	1	1	1	1	1	1	0	1	19				
Team																	
Totals		29-57	11-26	13-21	11	30	41	20	82	19	12	2	10	20			

FG % 1st Half: 16-28 57.1% 2nd Half: 13-29 44.8% Game: 29-57 50.9% Double
3FG % 1st Half: 6-13 46.2% 2nd Half: 5-13 38.5% Game: 11-26 41.9% Rebounds
FT % 1st Half: 2-3 66.7% 2nd Half: 11-18 61.1% Game: 13-21 61.9%

Officials: Mike Deddes, James Luckie, Tim Clougherty
Technical Rules: VCU, None, Davidson, None

Attendance: 5223

Score by periods	Points			In	Out	2nd	Fast
	VCU	DAV	TS				
VCU	22	33	55	10	10	10	28
Davidson	40	42	82	30	15	11	24

Last FG - VCU 2nd-02:25, DAV 2nd-01:01.
Largest lead - VCU None, DAV by 17 2nd-01:01.

Score tied 0 times.
Lead changed 0 times.

GAME RECAPS

GAME #29

DAVIDSON AT DUQUESNE

March 7, 2015 - Pittsburgh, Pa. - Palumbo Center

GAME #30

DAVIDSON VS. LA SALLE

March 13, 2015 - Brooklyn, N.Y. - The Barclays Center

PITTSBURGH, Pa. -- Tyler Kalinoski scored a career-high 32 points and Davidson drilled a school-record 20 3-pointers, as the Wildcats captured the Atlantic 10 Regular Season Title with a 107-78 victory over Duquesne.

Winners of nine straight, Davidson improves to 23-6 overall and capped off its first A-10 season with a 14-4 mark.

The top-seeded Wildcats will make their A-10 Tournament debut, Friday with a 12 p.m. quarterfinal contest against the winner of #8 UMass / #9 La Salle at the Barclays Center in Brooklyn, N.Y.

A senior from Overland Park, Kansas, Kalinoski finished 12-of-14 from the floor, hit 8 threes and handed out 9 of the Wildcats' 35 assists.

Jordan Barham added 20 points and 8 rebounds, while Jack Gibbs (19) and Brian Sullivan (11) also scored in double figures for Davidson, which shot 61.5 percent from the floor and 55.6 percent (20-36) from long range.

Sullivan dished out eight assists of his own, while Gibbs was a perfect 7-for-7 from the floor and made all five of his treys.

With the game tied 30-30, the Wildcats closed the opening half on a 25-3 run to take a 55-33 lead into the break. In addition to drilling 12-of-18 3-pointers and shooting 62.5 percent in the first 20 minutes, Kalinoski scored 21 points in the period.

Micah Mason paced three Duquesne (11-18, 6-12 A-10) players in double digits with 17 points on 6-of-11 shooting and five 3-pointers.

The Wildcats have captured 14 regular season (13 SoCon, 1 A-10) crowns under Bob McKillop and 24 in school history.

NEW YORK -- Tyler Kalinoski beat the clock with a driving layup to cap a crazy comeback by No. 24 Davidson, and the Wildcats topped La Salle 67-66 in the Atlantic 10 quarterfinals.

Top-seeded Davidson (24-6) trailed almost the entire game and was down nine after Jerrell Wright's dunk for the Explorers with 4:45 left, but ninth-seeded La Salle (17-16) didn't score another point.

Kalinoski started the rally with a 3 and then capped it by cutting through the Explorers, finding room to flip up a scoop shot that bounced around the rim and through the net as the clock ran out.

Steve Zack dominated inside for La Salle with 24 points and 15 rebounds and Wright had 19 points.

Jack Gibbs led Davidson with 22 points. Kalinoski finished with 18 points and helped the Wildcats avoid an uncomfortable few days until selection Sunday.

La Salle used its height advantage. Zack, 6-foot-11, and Wright, 6-8, muscled through the Wildcats and combined for 14 for 16 shooting and 31 points in the first half. The Explorers were also 5 for 11 from 3-point range

Davidson righted itself late and cut the lead to a more manageable nine with back-to-back 3s by Brian Sullivan to end the half.

When Cleon Roberts dropped in a 3 for the Explorers with 6:30 left, La Salle's lead was 64-54 and the large contingent of Davidson fans who made the trip from North Carolina were nervously quiet.

Davidson, the highest scoring and most-accurate shooting team in the conference, scored 13 points below its average and made only 39 percent of its shots.

Davidson 107 • (23-6, 14-4 A10)

#	Player	Total		3-Pr		Rebounds		PF	TP	A	TO	Bk	Stk	Min	
		FG	FGA	FT	FTA	Off	Def								
23	ALDRIDGE, Peyton	1	3-5	1-2	0-0	1	1	0	3	7	0	0	0	34	
03	SULLIVAN, Brian	6	3-8	3-7	2-2	0	1	1	11	8	1	0	0	29	
04	KALINOSKI, Tyler	6	12-14	8-10	0-0	2	3	5	32	9	0	1	1	35	
07	BARHAM, Jordan	6	6-13	0-0	4-6	1	7	8	3	20	4	2	0	19	
12	GIBBS, Jack	4	7-7	5-5	0	2	2	4	19	3	0	0	0	18	
01	EKWU, Nathan	0	0-1	0-0	0-0	1	3	4	2	0	0	0	0	8	
02	WATKINS, Jordan	2	2-2	0-0	0-1	1	1	0	6	1	2	0	0	13	
13	FAINES, Kamaui	2-2	1-1	0-1	0-0	0	0	0	0	0	0	0	0	2	
14	WILLIAMS, Matt	0	0-0	0-0	0-0	0	0	0	0	0	0	0	0	1	
15	MICHESEN, Oskar	0	0-8	0-8	0-0	1	1	2	0	0	0	0	0	18	
22	MCKAY, Ali	0	0-0	0-0	0-0	1	0	1	0	2	0	0	0	3	
31	GIAMOUKIS, Manu	0	0-0	0-0	0-0	0	0	0	0	0	0	0	0	2	
34	REISER, Rusty	0	0-1	0-0	0-0	0	0	0	0	0	0	0	0	3	
40	MCALIFFE, Andrew	2-3	0-0	1-2	2-2	4	1	5	1	0	0	0	0	15	
Team		40-65		20-36		7-12		18		29		18		107	
Totals		40-65		20-36		7-12		18		29		18		107	

FG % 1st Half: 20-33 60.6% 2nd Half: 20-32 62.5% Game: 40-65 61.5% Double Rebounds
 3FG % 1st Half: 12-19 63.2% 2nd Half: 8-17 47.1% Game: 20-36 55.6%
 FT % 1st Half: 3-6 50.0% 2nd Half: 4-6 66.7% Game: 7-12 58.3%

Duquesne 78 • (11-18, 6-12 A10)

#	Player	Total		3-Pr		Rebounds		PF	TP	A	TO	Bk	Stk	Min	
		FG	FGA	FT	FTA	Off	Def								
03	MCKAY, Dominique	1	7-11	0-0	1-3	2	6	8	3	15	0	0	0	22	
23	JONES, Jeremiah	1	2-9	1-3	0-0	2	2	1	5	2	0	0	0	29	
34	LEWIS, Darrius	1	1-1	0-0	0-0	0	0	0	2	1	1	0	0	11	
01	COATES, Derrick	0	3-9	0-3	1-2	1	3	4	0	7	2	0	0	32	
22	MASON, Micah	0	6-11	5-7	0-1	6	6	2	17	4	0	0	0	33	
04	JAMES, Eric	0	1-2	0-2	0-1	1	1	5	1	0	0	0	0	11	
05	MCALIFFE, Andrew	0	5-9	0-0	2-4	3	4	2	12	1	1	0	0	15	
15	MICHESEN, Oskar	0	0-1	0-0	0-0	0	0	0	0	0	0	0	0	8	
32	RIBENDOUR, Desmond	0	3-4	1-2	0-0	0	0	1	2	0	0	0	0	12	
33	GILL, L.G.	0	1-8	0-3	0-0	1	4	5	1	2	0	0	0	24	
15	ROBINSON, Jordan	0	1-1	0-0	2-2	0	0	0	1	4	0	0	0	8	
Team		31-65		8-20		8-14		18		31		14		78	
Totals		31-65		8-20		8-14		18		31		14		78	

FG % 1st Half: 15-36 41.7% 2nd Half: 16-30 53.3% Game: 31-66 47.0% Double Rebounds
 3FG % 1st Half: 3-11 27.3% 2nd Half: 5-9 55.6% Game: 8-20 40.0%
 FT % 1st Half: 0-1 0.0% 2nd Half: 9-13 69.2% Game: 9-14 64.3%

Officials: Rob Ritty, Alfred Smith, Kenneth Turner
 Technical fouls: Davidson-None, Duquesne-None.
 Attendance: 2829
 Next up: A10 Tourney

Score by periods

1st	2nd	Total
Davidson	55	107
Duquesne	33	78

FG % 1st Half: 20-33 60.6% 2nd Half: 20-32 62.5%
 Largest Lead: Davidson by 34 2nd-01:49, DQ'd by 2 1st-19:36.

Points	In	Off	2nd	Fast
Davidson	26	7	16	18
Duq	40	9	12	32

Score tied - 5 times.
 Lead changed - 1 time.

Official Basketball Box Score -- Game Totals -- Final Statistics La Salle vs Davidson 03/13/15 12 p.m. at Barclays Center (Brooklyn, N.Y.)

La Salle 66 • 17-16

#	Player	Total		3-Pr		Rebounds		PF	TP	A	TO	Bk	Stk	Min	
		FG	FGA	FT	FTA	Off	Def								
23	WRIGHT, Jerrell	1	8-9	0-0	3-4	3	3	6	3	3	0	0	0	37	
00	ZACK, Steve	4	11-17	0-0	2-5	5	10	15	1	24	3	4	2	40	
01	PETERSON, D.J.	4	4-7	3-6	0-0	2	7	9	3	11	0	0	1	34	
21	PRICE, Jordan	4	1-8	1-6	0-0	0	4	4	3	1	2	0	0	27	
21	LEWIS, Khalid	4	2-8	2-5	0-0	3	3	2	6	9	4	0	1	39	
01	STUKES, Amar	0	0-0	0-0	0-0	0	0	0	0	0	1	0	0	4	
03	ROBERTS, Cleon	0	1-5	0-0	0-0	0	0	0	2	3	1	1	0	19	
35	BROWN, Ryan	0	0-0	0-0	0-0	0	0	0	0	0	0	0	0	0+1	
Team		27-54		7-21		5-9		11		30		41		66	
Totals		27-54		7-21		5-9		11		30		41		66	

FG % 1st Half: 19-30 63.3% 2nd Half: 8-24 33.3% Game: 27-54 50.0% Double Rebounds
 3FG % 1st Half: 5-11 45.5% 2nd Half: 2-10 20.0% Game: 7-21 33.3%
 FT % 1st Half: 2-3 66.7% 2nd Half: 2-3 66.7% Game: 2-3 66.7%

Davidson 67 • 24-6

#	Player	Total		3-Pr		Rebounds		PF	TP	A	TO	Bk	Stk	Min	
		FG	FGA	FT	FTA	Off	Def								
23	ALDRIDGE, Peyton	1	1-6	1-5	0-0	2	6	8	3	2	1	2	0	34	
03	SULLIVAN, Brian	4	4-11	4-9	0-0	0	1	1	11	12	2	0	0	37	
04	KALINOSKI, Tyler	4	7-16	3-9	1-4	1	2	3	18	14	1	0	1	39	
07	BARHAM, Jordan	4	5-9	1-1	1-2	5	3	8	2	12	0	0	1	28	
12	GIBBS, Jack	4	7-19	5-10	3-7	2	3	5	1	22	6	4	0	38	
02	WATKINS, Jordan	0	0-0	0-0	0-0	0	0	0	0	0	0	0	0	1	
15	MICHESEN, Oskar	0	0-1	0-0	0-0	0	0	0	0	0	0	0	0	1	
40	MCALIFFE, Andrew	0	0-0	0-0	0-0	2	1	3	2	1	2	0	0	18	
Team		24-62		14-35		5-13		15		30		11		67	
Totals		24-62		14-35		5-13		15		30		11		67	

FG % 1st Half: 13-32 40.6% 2nd Half: 11-30 36.7% Game: 24-62 38.7% Double Rebounds
 3FG % 1st Half: 6-15 40.0% 2nd Half: 8-20 40.0% Game: 14-35 40.0%
 FT % 1st Half: 5-11 45.5% 2nd Half: 0-2 0.0% Game: 5-13 38.5%

Officials: Winston Shott, Dayvonne Glennan, Tony Chizzotto
 Technical fouls: La Salle-PETERSON, D.J., Davidson-None.
 Attendance: 2829
 2015 Atlantic 10 Men's Basketball Tournament - Quarterfinals

Score by periods

1st	2nd	Total
La Salle	45	20
Davidson	37	67

Points in Off 2nd Fast
 LASS 40 10 11 2 3
 DAV 29 21 24 2 0

Score tied - 1 time.
 Lead changed - 3 times.

Last FG - LASS 2nd-04:45, DAV 2nd-00:01
 Largest Lead - LASS by 18 1st-06:32, DAV by 1 1st-18:04,
 LASS led for 38:40, DAV led for 00:00. Game was tied for 00:55.

2015-16 DAVIDSON MEN'S BASKETBALL | 80

GAME RECAPS

GAME #31

DAVIDSON VS. VCU

March 14, 2015 - Brooklyn, N.Y. - The Barclays Center

BROOKLYN, N.Y. – Despite a game-high 19 points from Tyler Kalinoski, top-seeded Davidson suffered a 93-73 setback to VCU in the semifinals of the 2015 Atlantic 10 Men's Basketball Tournament.

The Wildcats, who entered on a 10-game winning streak, will learn their NCAA Tournament fate tomorrow when selections are made at 6 p.m.

VCU (25-9) will take on Dayton in tomorrow's championship game at 1 p.m.

Kalinoski, the A-10 Player of the Year, paced three Davidson (24-7) players in double figures going 7-of-16 from the floor, including four 3-pointers. Jordan Barham and Jack Gibbs added 18 points each for the Wildcats, who shot just 42.1 percent and 7-of-26 from long range.

Davidson, which trailed by as many as 22 early in the second half, scored 16 unanswered to cut the deficit to five, 57-52, with 10:18 to play. VCU responded with 10 straight of its own to stretch the margin back to double digits and put the game out of reach.

Treveon Graham and Mo Alie-Cox led the Rams with 18 points each, while JeQuan Lewis and Terry Larrier contributed 13 and 11 points, respectively.

After Davidson raced out to a 16-4 lead, the Rams went on a 31-7 streak highlighted by six 3-pointers, before going to the break up 44-28. VCU drilled eight threes in the period, while holding the Wildcats to just 37.9 percent and 2-of-12 from deep.

In addition to finishing 25-of-30 from the charity stripe, VCU held a 40-30 advantage on the glass, including 13 offensive boards that led to 16 second-chance points.

VCU 93 • 25-9

#	Player	Total		3-Ptr		Rebounds		PF	TP	A	To	Bk	Stk	Min			
		FG	FGA	FG	FGA	FT	FTA								Off	Def	
12	ALIE-COX, Mo	8	18	0	0	8	10	7	1	8	5	18	0	1	0	27	
01	LEWIS, JeQuan	8	28	2	4	7	8	0	2	4	13	4	2	0	0	22	
05	BROOKS, Doug	6	24	2	2	0	0	1	3	4	6	1	1	0	1	23	
21	GRAHAM, Treveon	6	20	4	4	0	0	9	9	4	18	2	4	0	0	31	
22	LARRIER, Terry	6	3	1	3	4	4	1	4	5	1	1	1	0	0	31	
04	TILLMAN, Justin	2	3	0	0	2	1	3	3	4	0	1	3	1	7		
10	WILLIAMS, Jonathan	1	1	0	0	5	6	1	1	1	7	5	2	0	2	17	
20	BURGESS, Jordan	3	5	1	3	1	1	0	2	2	1	8	1	1	0	15	
32	JOHNSON, Melvin	3	11	2	8	0	1	1	2	2	8	2	0	0	1	27	
Team																	
Totals		28	57	12	24	25	30	1	2	3	40	25	93	15	12	3	7

FG % 1st Half: 16-34 47.1% 2nd Half: 12-23 52.2% Game: 28-57 49.1% Double
3FG % 1st Half: 8-14 57.1% 2nd Half: 4-10 40.0% Game: 12-24 50.0% Rebounds
FT % 1st Half: 4-5 80.0% 2nd Half: 21-25 84.0% Game: 25-30 83.3% 2

Davidson 73 • 4-5

#	Player	Total		3-Ptr		Rebounds		PF	TP	A	To	Bk	Stk	Min		
		FG	FGA	FG	FGA	FT	FTA								Off	Def
21	ALDRIDGE, Peyton	4	2-3	0-1	2-3	1	2	3	5	6	0	1	2	22		
03	SULLIVAN, Brian	6	2-10	1-8	2-3	0	0	0	3	7	6	2	0	11	36	
04	KALINOSKI, Tyler	6	7-16	4-8	1-3	2	5	7	3	19	3	1	3	39		
05	BARHAM, Jordan	9	7-12	1-2	3-5	1	5	6	4	18	0	0	0	36		
12	GIBBS, Jack	6	4-11	1-7	9-10	1	2	4	3	8	4	5	0	1	33	
01	EKWU, Nathan	0	0-0	0-0	0-0	0	0	0	0	0	0	0	0	1		
02	WATKINS, Jordan	0	0-0	0-0	0-0	0	0	2	0	1	0	0	0	1		
15	MICHLESEN, Oskar	0	0-1	0-0	0-0	2	3	0	0	1	1	0	0	19		
40	MCALLIFFE, Andrew	2	4	0	0	1	2	4	3	7	2	5	1	0	13	
Team																
Totals		24	57	7	26	18	26	11	19	30	25	73	15	9	3	7

FG % 1st Half: 11-20 37.5% 2nd Half: 13-29 44.8% Game: 24-57 42.1% Double
3FG % 1st Half: 2-12 16.7% 2nd Half: 5-14 35.7% Game: 7-26 26.9% Rebounds
FT % 1st Half: 4-7 57.1% 2nd Half: 14-19 73.7% Game: 18-26 69.2% 3

Officials: Tim Kelly, Tony Crisp, Earl Walton

Technical fouls: VCU-None, Davidson-None.

Attendance:

2015 Atlantic 10 Men's Basketball Tournament - Semifinals

Score by periods	1st	2nd	Total
VCU	44	49	93
Davidson	28	45	73

Last FG - VCU 2nd 00:01, DAV 2nd 01:43.

Largest lead - VCU by 22 2nd 15:19, DAV by 12 1st 13:30.

VCU led for 25:37, DAV led for 13:30, Game was tied for 00:25.

Points In Off 2nd Fast

VCU 30 30 20 9 8 5

DAV 30 20 9 8 5 5

Score tied - 1 time.

Lead changed - 1 time.

GAME #32

DAVIDSON VS. IOWA

March 20, 2015 - Seattle, Wash. - Keys Arena

SEATTLE, Wash. – Aaron White scored a game-high 26 points on 11-of-14 shooting to lead No. 7 seed Iowa to an 83-52 victory over No. 10 seed Davidson in the second round of the 2015 NCAA Men's Basketball Tournament at KeyArena.

The Hawkeyes, who will face the winner of Gonzaga/North Dakota State on Sunday, shot 58.8 percent after intermission to finish with a 50.7-percent clip.

Davidson, which earned its first-ever at-large bid and 13th tournament appearance in school history, concludes the season 24-8 overall. In addition, the Wildcats captured the Atlantic 10 Regular Season Championship in their first year.

Despite the setback, Jack Gibbs and Peyton Aldridge paced Davidson with 14 points each.

The Wildcats, who entered as one of the top offensive and 3-point shooting teams in the nation, shot just 33.3 percent and went just 6-of-28 from long range.

Mike Gesell and Peter Jok joined White in double figures for Iowa (22-11) with 15 and 12 points, respectively.

Shortly after Tyler Kalinoski, the A-10 Player of the Year, was whistled for his third foul, Iowa took advantage with an 18-4 run to go up, 34-19, with 4:17 left in the first half. Davidson responded with a small spur of its own to cut the deficit to 38-29 at the break.

After the Wildcats made it a six-point contest early in the second half, the Hawkeyes responded with an 18-3 streak capped off by 13 straight from White to push the margin to 62-41.

The two teams combined to commit just 11 turnovers, while the Hawkeyes held a commanding 46-30 advantage on the glass.

Davidson 52 • 24-8

#	Player	Total		3-Ptr		Rebounds		PF	TP	A	To	Bk	Stk	Min		
		FG	FGA	FG	FGA	FT	FTA								Off	Def
21	Aldridge, Peyton	6	13	2	7	0	1	2	14	2	0	1	0	37		
03	Sullivan, Brian	6	3-14	2-5	0-0	3	3	2	8	4	1	0	0	40		
04	Kalinoski, Tyler	6	2-9	0-4	1-1	2	4	6	4	5	2	0	0	28		
05	Barham, Jordan	6	4-8	0	1-4	2	5	7	2	9	1	0	1	26		
12	Gibbs, Jack	6	5-14	2-9	2	2	2	2	14	4	5	0	0	36		
01	Ekwu, Nathan	0	0-0	0-0	0-0	0	0	0	0	0	0	0	0	2		
02	Watkins, Jordan	0	0-1	0-0	0-0	0	0	1	0	0	0	0	0	3		
15	Michelsen, Oskar	0	0-2	0-0	0-0	1	1	0	0	0	0	0	0	9		
22	Mackiv, Ali	0	0-0	0-0	0-0	0	0	0	0	0	0	0	0	1		
40	McAlliffie, Andrew	1	2	0	0	3	4	1	5	3	2	0	0	2		
Team																
Totals		21	63	6	28	14	10	1	20	30	15	52	13	6	4	1

FG % 1st Half: 11-29 37.9% 2nd Half: 10-14 71.4% Game: 21-63 33.3% Double
3FG % 1st Half: 4-14 28.6% 2nd Half: 2-14 14.3% Game: 6-28 21.4% Rebounds
FT % 1st Half: 3-5 60.0% 2nd Half: 1-5 20.0% Game: 4-10 40.0% 2

Iowa 83 • 22-11

#	Player	Total		3-Ptr		Rebounds		PF	TP	A	To	Bk	Stk	Min		
		FG	FGA	FG	FGA	FT	FTA								Off	Def
20	Uthoff, Jarrod	4	12	0-2	0-0	4	5	9	1	8	1	1	1	29		
21	Wiggins, Aaron	6	11-14	2-2	3-3	2	4	6	2	2	1	1	1	35		
34	Woodbury, Adam	4	4-6	0-0	1-1	3	5	8	2	8	1	1	0	21		
03	Jok, Peter	6	5-11	2-6	0-0	2	3	5	1	12	0	0	0	29		
05	Kesell, Mike	6	6-12	1-2	2-3	0	2	2	1	15	6	0	0	28		
00	Olaseni, Gabriel	2	4-0	0-0	2-3	2	4	6	2	6	0	1	3	18		
01	Rose, Charlie	0	0-0	0-0	0-0	0	0	0	0	0	0	0	0	2		
02	Cogley, Josh	0	0-2	0-0	0-0	0	0	0	0	0	0	0	0	15		
05	Clemmons, Anthony	1	4	1-3	0-0	3	3	2	3	1	1	0	1	17		
13	Denning, Kyle	1	1-1	0-0	0-0	0	0	0	0	0	0	0	0	1		
21	Ukiah, Okey	0	0-0	0-0	0-0	1	1	0	0	0	0	0	0	1		
25	Uhl, Dom	1	1-0	0-0	0-0	2	2	1	0	2	0	0	0	4		
Team																
Totals		35	69	6	16	7	10	14	32	46	11	83	12	5	3	20

FG % 1st Half: 15-35 42.9% 2nd Half: 20-34 58.8% Game: 35-69 50.7% Double
3FG % 1st Half: 3-8 37.5% 2nd Half: 3-8 37.5% Game: 6-16 37.5% Rebounds
FT % 1st Half: 5-7 71.4% 2nd Half: 2-3 66.7% Game: 7-10 70.0% 2.1

Officials: Doug Simon, Mike Schepers, Robert Staffen

Technical fouls: Davidson-None, Iowa-None.

Attendance: 2015 NCAA Men's Basketball Championship - Second Round

Score by periods	1st	2nd	Total
Davidson	28	23	52
Iowa	35	48	83

Last FG - IOWA 2nd 00:19, IOWA 2nd 01:19.

Largest lead - IOWA by 21 1st 15:19, IOWA by 31 2nd 00:19.

DAV led for 04:47, IOWA led for 35:43, Game was tied for 04:30.

Points In Off 2nd Fast

DAV 28 26 9 3 6 4

IOWA 35 48 8 3 6 14

Score tied - 3 times.

Lead changed - 4 times.

HISTORY OF DAVIDSON BASKETBALL

Each man who ever wore the uniform of Davidson basketball, and each coach who ever sat on the bench to direct the Wildcats, deserves recognition and honor. That stipulation is made here at the top, at the very beginning.

Norman Shepard, for instance, coached Davidson for 12 seasons, from 1938 to 1949, and produced teams that won 19 games in two seasons, 18 games in two seasons and 17 games once.

Tom Scott coached the Wildcats for five seasons, and while his record was not spectacular, he was considered one of the most influential athletic directors in America, and it was he who hired Lefty Driesell, an obscure high school coach, to succeed him as Davidson's head coach. Talk about good executive decisions!

Terry Holland, Driesell's first Davidson recruit, coached the Wildcats for five seasons, had a record of 92-43 and won one Southern Conference championship. Many other former coaches made major contributions in their own ways.

Countless players made headlines for their excellent play and brought glory to the red and black. Space limitations, of course, prevent us from detailing all the achievements of so many.

Any objective evaluation of men's basketball at Davidson would likely come to the conclusion that two men and two coaching eras stand out as the crowning achievements of Davidson basketball.

Charles G. (Lefty) Driesell, Davidson's coach for nine glorious seasons, is one.

Bob McKillop, in his 26th season as head coach of the Wildcats, is the other.

Driesell took over the Davidson program from Dr. Scott in 1960-61. Never one to tread lightly entering a room, Driesell's Wildcats shocked powerful Wake Forest 65-59 in the first game he ever coached at Davidson.

Driesell didn't come to Davidson to win every now and then or to pull an upset occasionally. His mission - and it was a mission - was to have the best program in the country. To accomplish that, he knew he'd have to hit the road and recruit players who could compete at the highest level of college basketball while meeting the rigorous academic standards of Davidson.

That would have been enough to discourage most people, but Driesell had many doors slammed in his face in his days as a door-to-door encyclopedia salesman. There was always another door to knock on, another presentation to make, and the answer might be yes this time.

Play the percentages, Lefty thought then. Knock on enough doors and somebody is going to buy a set of books. It's the same philosophy he followed later in recruiting. There was another roadblock, a rather serious one. Davidson's basketball recruiting budget for the entire year was a whopping \$500.

That didn't deter Driesell either. It made him a little bit angry but didn't stall him. Here's one way he overcame it. The athletic department had a green Chevrolet station wagon. Driesell packed his personal belongings, drove it to an airport in Ohio, parked in the terminal lot and slept in the vehicle overnight. The next morning he went to the airport restroom and shaved, changed clothes and met the parents of high school star Don Davidson at one of the terminal gates. They didn't know until much later that he didn't fly in. Driesell knew that coaches from North Carolina and Duke wouldn't have to drive that far on a recruiting trip, and he wasn't going to give them an inch.

Driesell proved to be one of the best recruiters ever. He brought the likes of Fred Hetzel, Dick Snyder, Mike Maloy, Jerry Kroll, Doug Cook, Barry Teague, Rodney Knowles, Don Davidson and countless others to Davidson. Most Davidson basketball historians would likely say that the best player in Davidson history is Hetzel, Snyder or Maloy, take your pick.



Lefty Driesell went 176-65 in his tenure at Davidson while leading the 'Cats to the postseason three times. Mike Maloy helped lead the 'Cats to three straight NCAA appearances.

HISTORY OF DAVIDSON BASKETBALL

Once he assembled the talent, Driesell coached them to play tough man defense, rebound and take good shots. He won 176 games at Davidson and lost only 65. His teams won three Southern Conference tournament championships, played in three NCAA tournaments and missed on at least two more they should have made.

For instance, in 1963-64, the 22-4 Wildcats lost in the SoCon tournament in Charlotte to VMI, 82-81. The teams had played twice in the regular season, with Davidson winning by 12 and 38 points. There was no comparison between the two teams, but that's tournament basketball. The best team loses sometimes. Fans enjoy watching it for the same reason they pull over to the side of the road to get a better view of a train wreck.

Davidson's 24-2 team of 1964-65, which Driesell said was one of his best, had won 23 games in a row when they were beaten in overtime by West Virginia in the SoCon tournament. Davidson didn't get a chance to play in the national tournament because of that loss.

"That team would have been a serious contender for the national championship," Lefty says, still smarting from the loss that ended his season.

Driesell's last two Davidson teams got within a breath of making the Final Four. The 1967-68 team was 24-5, defeated St. John's and Columbia in the NCAA tournament before losing to North Carolina. In Driesell's last season at Davidson, the Wildcats were 27-3, ranked third in the nation in the last national poll and beat Villanova and St. John's in the NCAA tournament. Davidson was one win away from the Final Four, but a two-point loss to nemesis North Carolina ended its season.

The Driesell era saw the Wildcats playing before capacity crowds of 11,666 fans at the old Charlotte Coliseum. The excitement of having such a great basketball program flowed across the campus like rampaging rapids, all the time enhancing the spirits and morale of students, alumni and friends of the college. Driesell's Wildcats were featured on the cover of Sports Illustrated and other national publications, and the widespread publicity dramatically increased the number of student applications to Davidson.

Driesell's goal was to play the best and beat them. He broke a long Ohio State home winning streak by routing the Buckeyes, 95-73. It was televised back to the Charlotte area and helped create even more excitement about Lefty and his team. The 1965 team beat Wake Forest, Ohio State, Virginia, Alabama and NYU.

The Driesell Era is known as "The Glory Years."

Driesell and his players made a mark that will stand out as long as the sport is played at Davidson. It's no exaggeration to say that Lefty's miracle at Davidson is one of the greatest achievements in college basketball history.

Times change, of course. Rules are different, the environment changes. Bob McKillop faces obstacles today that weren't there 40 years ago. Recruiting, for example, has changed completely. While it used to be possible by hard work to whisk away star players that many schools didn't know about, there's no way to do it now. There are more recruiting services than there are fleas on a hound dog. Young players are ranked and written about from the time they enter junior high school. There are very few recruiting secrets out there. In fact, recruiting is a sport unto itself. There is no shortage whatsoever of recruiting nuts. They are in ample supply.

McKillop's tenure at Davidson, still ongoing, has produced a record of 496 wins, 300 losses. He's won more games than any basketball coach in Davidson history. His teams won seven SoCon tournament championships, dominated league play in the regular season and participated in eight NCAA tournaments, advancing to the Elite Eight in 2008. McKillop was Southern Conference coach of the year nine times. His 278 wins against SoCon teams are the most by any coach ever.

In 2014-15, the Wildcats were predicted to finish 12th in the Atlantic 10 Conference, which they joined on July 1, 2014.

Not only did they capture the regular season title outright, earning McKillop A-10 Coach of the Year, the Wildcats received the school's first-ever NCAA at-large selection.

The consistency that he brings to his program is extraordinary. His brilliance in winning in conference play has made the Wildcats the one team in the league that wears a bull's-eye on its chest. If they would be honest about it, nearly every school in the SoCon would've listed Davidson as its number one rival. To win in this environment, where every road game is a festival, through thick and thin, in good times and bad, is what makes McKillop's program stand out.

He and his staff work extremely hard in recruiting. They not only look for players with good basketball talent and excellent grades, but also for young men who will fit in well with the players already in the Davidson program. If a player had scintillating basketball skills but showed traits of being selfish or unconcerned about others, he wouldn't end up at Davidson. McKillop doesn't

HISTORY OF DAVIDSON BASKETBALL



The McKillop era reached new heights in 2007-08 when the Wildcats, led by Stephen Curry, came within a game of the Final Four.

recruit problems.

Talk to the young men in Davidson's program now, ask them why they came to Davidson, and to the man, they will mention McKillop's honesty in recruiting as one of their major reasons for coming.

Like Driesell, McKillop will not duck a fight. This season's non-conference schedule is a prime example: North Carolina, Pittsburgh and California. All strong programs with a tremendous history of success. It's the kind of challenge McKillop likes for his team.

Ian Johnson, a 2006 Davidson graduate, and one of the best offensive inside players McKillop has ever coached, is playing professional basketball in Sweden. When asked to comment on his playing days at Davidson under McKillop, he said:

"By far the greatest dimension of Davidson basketball is the bond that grows between the players from year to year. It's a unity forged through innumerable hours of work on the court and an enormous number of defining experiences off it. I am able to recall the hard-fought championships, the significant victories and my best personal performances. But more than that, it is the faces of my teammates that I see, the guys I spent four years of my life with, and all the laughs, jokes, pranks and tears that we shared together. I can see how lucky we were to have so many great opportunities, and the way we seized them together... I'm still great friends with the guys I graduated with, and the bond that we share after four years of Davidson basketball is one that can never be replaced."

McKillop's style is to keep basketball in perspective. Certainly, he's passionate about winning. He encour-

ages his players to experience the total college life at Davidson, which one could discern from Ian Johnson's remarks.

The McKillop era is still going strong. He is only 65, has the energy of a hummingbird and should have many productive coaching years ahead. Driesell is retired from coaching and living in Virginia Beach, Va. McKillop marvels at what Driesell did at Davidson and keeps reminders of Lefty's success sprinkled around his office as a reminder that it has been done and can be repeated. What's wrong with dreaming?

McKillop's team in 2007-08, which went 29-7 and advanced to the Midwest Regional Final, began to mirror the Driesell team's of the 1960s. The 'Cats came within one shot of the Final Four, much like the 1968-69 Wildcats.

It would make no sense whatsoever to try to pick one era as superior to the other, Driesell vs. McKillop. Both have been superb in their own ways, surreal in their excellence. Driesell's "Glory Years" and McKillop's "Magic."

Two great coaches along with their excellent players and assistant coaches have written most of the headlines for Davidson basketball's first 100-plus years. Their has been an inspiring story.

And with McKillop, keep an open tab. The best might well be still out there for him and his program.

COACHING HISTORY



BOB MCKILLOP

1989-PRES.

Record: 496-300

The 2007-08 NABC National Coach of the Year led Davidson to the 2008 NCAA Tournament Midwest Regional Championship game. The

Wildcats' unbelievable run ended with a two-point loss to eventual tournament champion Kansas, and Davidson finished the campaign with a final ranking of ninth in the ESPN/USA Today Poll. Under McKillop the Wildcats have advanced to postseason play 14 times (NCAA 8, NIT 5, CBI 1), including 10 of the last 11 years. The 10-time Conference Coach of the Year has won more games in Davidson history than any other coach.



LEFTY DRIESELL

1960-69

Record: 176-65

Coming from the high school ranks where his teams at Newport News posted a record of 64-6, including a 57-game winning streak and a state

championship, Charles "Lefty" Driesell was determined to put Davidson on the national map. As it turned out, he coached three of Davidson's six All-Americans, led the 'Cats to their highest national ranking, the Elite Eight in 1968 and 1969 and won SoCon Coach of the Year an unprecedented four straight times. His .730 winning percentage has yet to be surpassed at Davidson. Driesell also coached the 'Cats to six straight 20-win seasons.



NORMAN SHEPARD

1937-49

Record: 170-119

Norman Shepard held coaching ranks at Davidson for 12 seasons while also assuming the position of athletic director. Shepard was active in bas-

ketball since his college days at Davidson and North Carolina, where he received his bachelor's degree. As coach of the Wildcats, Shepard's win total has only been surpassed by Lefty Driesell and Bob McKillop. Prior to Davidson, Shepard coached at North Carolina and in 1924 led an undefeated team to 25 consecutive wins and a recognized national championship. He ranks third in career wins at Davidson and fifth in winning percentage.



TERRY HOLLAND

1969-74

Record: 92-43

As an assistant and player under Driesell, Terry Holland became the 13th Davidson head basketball coach. He continued where Driesell left off, leading

the 'Cats to their third straight SoCon title and an NCAA Tournament berth in his first season. Holland never had a losing season and was league coach of the year in 1970, '71 and '72. During his five seasons, the 'Cats lost only seven league games. Holland ended his career after combining for 418 wins at Davidson and Virginia. He ranks second in winning percentage at Davidson with a .681 mark and is currently the Emeritus Director of Athletics at ECU.

CAREER COACHING RECORDS BY WINS

COACH	YEARS	SEASONS	W	L	PCT
1. Bob McKillop	1989-Pres.	26	496	300	.623
2. Lefty Driesell	1960-69	9	176	65	.730
3. Norman Shepard	1937-49	12	170	119	.588
4. Bobby Hussey	1981-89	8	108	127	.460
5. Terry Holland	1969-74	5	92	43	.681
6. Monk Younger	1923-31	8	83	61	.576
7. Flake Laird	1931-37	6	43	74	.368
8. Tom Scott	1956-60	4.5	35	78	.310
9. Eddie Biedenbach	1978-81	3	29	51	.363
W.M. Fetzer	1916-18	3	29	19	.604
11. Danny Miller	1952-55	3.5	24	52	.316
Boyd Baird	1949-52	3	24	53	.312
13. Fred Hengeveld	1919-22	3	20	20	.500
14. Dave Pritchett	1976-78	2	14	40	.259
15. Bo Brickels	1974-76	2	12	40	.231
16. H.M. Grey	1922-23	1	9	8	.529
17. J.W. Rhea	1908-09	1	1	2	.333
18. W.T. Cook	1912-13	1	0	1	.000
No coach		6	12	16	.429
OVERALL		107	1377	1169	.540

ALL-TIME LETTERMEN

AA

Aase, Joe	2013-14
Adams, Dickie	1953-54, 1955-56
Adams, Eddie	1951-52
Adrian, Bryan	1969-71
Aiken, Al	1953-54
Aldridge, Peyton	2014-pres.
Alford, Scott	1990-92
Alexander, Thomas	1918-19
Allenspach, Brian	1997-98
Allison, Ben	2008-11
Allison, James	1956-57
Alpert, Chris	1992-96
Altmeyer, Andi	2002-03
Anderer, Pete	1999-2003
Anderson, Ronnie	1959-60
Anderson, Jeff	1992-96
Anderson, Thomas	1924-27
Angle, Charles	1917-18
Ansel, Ryan	2013-14
Arbuckle, Howard	1961-62
Achambault, Will	2006-10
Archie II, Mason	2011-13
Ariail, Jay	1996-97
Armstrong, Billy	1994-98
Armstrong, John	1935-37
Ashmore, J.D.	1946-49
Atkinson, AJ	2008-12
Austin, James	1914-15
Avery, Sam	1974-75

BB

Babka, Frantisek	1992-94
Baird, Jeff	1974-75
Baker, Bob	1954-56
Baker, Edward	1954-55, 1956-57
Bankhead, Olin	1935-36
Barham, Jordan	2012-pres.
Barr, Bryant	2006-10
Barr, Hyder	1907-08
Barrow, Henry	1935-38
Beall, McFherson	1921-25
Beerman, Bill	1961-64
Bego, Harold "Pepper"	1982-86
Belford, Jake	2012-pres.
Belk, John	1940-43
Ben-Eze, Frank	2008-12
Bennet, John "Ish"	1951-55
Bergmann, Jeff	1996-2000
Berlacher, Greg	1978-79
Bernard, Meade	1930-32
Bernard, Wayne	1999-2003
Bernardo, Samuel	1933-34
Berry, Robert	1944-47
Blackburn, Charles	1944-45
Blancett, Eric	2001-06

Boggs, Ralph	1922-25
Bond, Aaron	2007-09
Booe, Edward	1912-13
Booker, Nick	2000-04
Born, Gerry	1982-86
Boucher, Harry	1930-33
Bowen, Adrian	1950-52
Bowen, Ted	1949-50
Bowker, Tim	1976-80
Bowman, Nate	1971-72
Bownes, James	1957-58
Boyd, William	1936-39
Brady, J. Harper	1911-12
Brandon, Scott	1981-82
Bree, Michael	1998-2002
Brice, Samuel	1918-20
Briggs, Jack	1954-55
Briggs, Paul	1962-65
Brinegar, Haywood	1946-48
Brooks, Bill	1949-52
Brooks, De'Mon	2010-14
Brown, Buddy	1952-54
Brown, Skip	1978-79, 1981-83
Brown, Ray	1970-71
Brown, Steven	1930-32
Brownson, William	1945-46
Bruce, Mac	1941-42
Burdette, Corky	1952-53
Burness, Stuart	1963-64
Burns, David	1995-98
Bussell, Jerry	1959-61
Byrd, Dick	1964-65
Byrd, Jackie	1942-43



CC

Caldwell, Tim	1991-95
Calhoun, Glenn	1926-29
Cannon, Bill	1958-61
Carrell, Danny	1960-63
Carroll, John	1979-83
Carson, James	1914-16
Carson, McAllister	1910-13

Case, Marshall	1971-72
Cashion, Jay	1912-13
Cates, Curtiss	1953-54
Cathey, Henry	1935-36
Chalmers, Dwight	1918-20
Chapin, Jeff	1990-91
Cheek, George "Buddy"	1946-49
Childs, Edward Jr.	1914-16
Civi, Can	2005-09
Clark, Frank	1969-70
Clary, Whitfield	1911-12
Clifton, Cecil	1965-66
Clunie, Chris	2002-06
Crawford, Clifford	1920-23
Crawford, George	1926-29
Cromartie, Benjamin	1907-08
Crosswhite, Rocky	1966-69
Coan, George	1910-11
Cobb, Hobby	1952-56
Cobb, Whit	1946-50
Cochran, Jarred	1999-2001
Cochran, Nik	2009-13
Coffey, Brian	1975-78
Cohen, Jake	2009-13
Coleman, Tom	1949-52
Combe, Kirk	1974-75
Cook, Al	1949-50
Cook, Doug	1967-70
Corbin, Ramon	1954-55
Cornelson, George	1921-22
Corso, John	1980-81
Cosby, Mortimer	1910-11
Cowan, James	1937-40
Cromartie, Benjamin	1907-08
Crosswhite, Rocky	1966-69
Cumbie, Silbert	1935-36
Cunningham, Robert	1918-19
Currie, Bob	1941-43
Curry, Stephen	2006-09
Cuttino, Jud	1972-73
Czerapowicz, Chris	2010-14

DD

Davenport, John	1917-19
Davidson, Don	1962-65
Davis, Calvin	1954-55
Davis, Charles	1920-24
Dawson, Caryl	1983-84
DeMoisey, Fox	1967-70
Denmond, Paul	1988-92
DiBenedetto, Rich	1977-81
Dickens, Jason	1999-2001
Dickens, Mike	1966-67
Dickerson, Fred	1931-33
Dillon, Lymon	1961-62
Dodds, Chris	1977-78

ALL-TIME LETTERMEN

Doherty, Kevin	1974-78	Giamoukis, Manu	2013-pres.	Hollingsworth, Dave	1955-59
Donaldson, Lonnie	1907-08	Gibbon, James	1913-14	Holloway, Pat	1990-92
Donnelly, Mark	1993-94, 1995-98	Gibbs, Jack	2013-pres.	Holmes, Chadd	1995-99
Dore, Tom	1975-76	Gilmore, Turner	1987-91	Holt, Tony	1981-82
Downing, Jordan	2010-11	Glasgow, Gordon	1971-72	Hopper, Ed	1948-49
Drobnitch, Paul	1988-92	Glidewell, Bill	1951-52	Horowitz, Larry	1972-75
Droney, Tom	2010-14	Goodson, Willie	1928-31	Horton, Ron	1990-94
Dudley, Joe	1950-53	Grace, Conor	2001-05	Howell, Billy	1914-15
Dugan, Tommy	1994-95	Graham, Gordon	1970-71	Howell, J.V.	1951-53
Duncan, Joe	1972-73	Graham, Robert	1950-51	Howell, George Jr.	1910-13
Dunn, Greg	1972-75	Grant, Kenny	2002-06	Huckel, Wayne	1966-69

EE

Earp, Malcolm	1946-47
Ebong, Ben	1994-96, 1997-99
Eho, Jouni	2000-04
Ekwu, Nathan	2014-pres.
Elder, Bruce	1988-89
Elliott, Linton	1991-92
Erege, Emeka	1997-99, 2000-02
Etheridge, Jack	1944-45
Evans, Haywood	1960-63
Evans, John	1909-10
Ewodo, Narcisse	1994-97
Ezelle, Travis	1997-98

FF

Faines, Kamau	2014-pres.
Fairley, John	1907-09
Falconi, John	1971-74
Falconi, John	2003-07
Faucette, Jim	1952-53
Feeney, Floyd	1953-54
Ferguson, Bill	1956-58
Ferguson, Sonny	1954-58
Feroni, Franco	1991-92
Ficklen, George	1938-40
Fisher, Gary	1954-55
Fitzgerald, Al	1950-52
Fitzgerald, Dave	1984-88
Flowers, Allan	1917-18
Flowers, Bob	1946-47
Ford, Jason	2000-01
Fowle, Pappy	1952-55
Franz, Tom	1980-84
Fredricks, John	1940-43
Freeman, Sterling	1988-92
Furman, Frank	1944-45

GG

Gadaire, Steve	1971-75
Gaines, Edward	1986-89
Garrett, Ed	1959-60
Gerdy, Greg	1971-73
Gerdy, John	1975-79

Gibson, James	1913-14	Hollingsworth, Dave	1955-59
Gibbs, Jack	2013-pres.	Holloway, Pat	1990-92
Gilmore, Turner	1987-91	Holmes, Chadd	1995-99
Glasgow, Gordon	1971-72	Holt, Tony	1981-82
Glidewell, Bill	1951-52	Hopper, Ed	1948-49
Goodson, Willie	1928-31	Horowitz, Larry	1972-75
Grace, Conor	2001-05	Horton, Ron	1990-94
Graham, Gordon	1970-71	Howell, Billy	1914-15
Graham, Robert	1950-51	Howell, J.V.	1951-53
Grant, Kenny	2002-06	Howell, George Jr.	1910-13
Gray, Maurice	1986-90	Huckel, Wayne	1966-69
Grieser, Matt	1992-93	Hudgins, Frank	1926-27
Gullickson, John	1980-81	Huie, John	1957-60
Gynn, Mike	1984-88	Huie, Litchfield	1925-26

HH

Hacker, Lloyd	1954-55		
Halbauer, Davor	1996-00		
Hall, Jamie	1978-82		
Hall, Robert	1917-18		
Hall, Walter	1919-20		
Haller, Tommy	1948-51		
Halverstadt, James	1931-32		
Hampton, James	1997-99		
Hancock, William	1935-37		
Hanks, Walter	1949-50		
Harding, Ray	1952-56		
Harkness, Cam	1963-65		
Harrington, George	1918-19		
Harris, Charlie	1932-34		
Harris, Frank	1991-92		
Harris, Jeff	1986-90		
Harris, Tom	1959-61		
Harrison, Charles	1925-28		
Harrison, Frank	1937-40		
Harwood, Quinn	1992-96		
Hatcher, Sam	1965-66		
Haynes, Todd	1977-81		
Heineman, Chris	1983-87		
Helland, Thomas	1987-89		
Henderson, Stephen	1916-17		
Hengeveld, Fred	1914-16, 1918		
Hengeveld, Fred	1948-51		
Hernandez, Rafael	1982-83		
Hetzel, Fred	1962-65		
Heuer, J.D.	1989-93		
Hewlett, Andrew	1924-25, 1927-28		
Hickert, Pat	1975-79		
Hicks, James	1936-39		
Hill, Doug	1969-70		
Himes, Jeff	1984-88		
Hock, Danny	1976-78		
Hogg, James	1938-41		
Holland, Mack	1931-34		
Holland, Terry	1961-64		

II

Ides, Martin	1998-2002
Iverson, Bill	1945-49
Iverson, Daniel	1936-38
Iverson, Halvor	1937-39
Ivory, Terrell	2000-04

JJ

James, Walter	1913-14
Jarman, Bill	1960-63
Johnson, Burton	1937-39
Johnson, Edmund	1933-34
Johnson, Frank	1981-84
Johnson, Ian	2002-06
Johnston, Frontis	1928-30
Johnston, Joseph	1935-36
Jones, Freeman	1946-47
Jorgensen, Tom	1975-76
Jung, Eugene	1994-95



KK

Kalinowski, Tyler	2011-15
Keener, Dean	1984-88
Keesler, Lenoir	1944-45

ALL-TIME LETTERMEN

Keesler, Samuel	1916-17	McAllister, Phil	1910-11	Nelms, Dan	2006-10
Keith, Graeme	1951-54	McAskill, Leon	1917-19	Nelson, Tom	1944-45
Kiesewetter, William	1935-38	McAuley, Marshall	1926-28	Niebuhr, Ken	1982-86
King, George	1915-18	McAuliffe, Andrew	2013-pres.	Nimocks, Bob	1949-50
King, George	1950-52	McClintock, James	1907-10	Nuckolls, Jim	1957-61
King, Gerald	1951-53	McConkey, Jim	1982-86		
Kirley, Steve	1968-71	McConnell, James	1922-25		
Knechtle, Cliff	1974-75	McConnell, Tommy	1980-82		
Knorr, Kenneth	1935-36	McDonald, Graham	1913-14	OO	
Knowles, Rodney	1965-68	McDonald, Gary	1981-82	O'Briant, Paul	1944-45
Kosmalski, Landry	1996-2000	McDuffie, Allen	1909-12	O'Neill, Mike	1966-69
Kosmalski, Logan	2003-05	McGuire, Mark	1992-96	Ormond, Alfred	1919-21
Kroll, Jerry	1967-70	McKillop, Brendan	2007-11	Orsbon, Tony	1966-69
Kugler, John	1927-28	McKillop, Matt	2002-06	Osbourne, Brady	1949-50
Kuhlman, JP	2009-13	McLain, James	1981-82	Owens, Rod	1976-78
		McLean, Billy	1974-75		
		McLean, Joseph	1944-45	PP	
LL		McLean, Malcolm	1949-52	Parker, Sheldon	1972-75
Lafferty, John	1931-34	McLeod, Robert	1939-42	Patrick, Tom	1931-32
Laird, Flake	1922-26	McNeill, John	1956-57	Paulhus Gosselin, Max	2005-09
Laird, John	1913-15	McRae, James	1908-09	Peabody, Bruce	1930-33
Lane, Gary	1959-60	McSwain, Mal	1954-57	Peabody, Maurice	1935-37
Lane, Bobby	1965-66	Means, William	1938-40	Pearson, Chris	1999-02
Lasley, William	1944-45	Mejri, Youssef	2011-13	Pecorak, John	1970-73
Lazenby, Don	1949-52	Melton, George	1951-54	Pecorak, T.Jay	1971-74
Leahy, Art	1975-76	Mendler, John	1945-46	Peden, James	1909-10
Leight, George	1965-66	Meno, Boris	2004-08	Perkey, Connor	2012-pres.
Liles, Davis	1967-68	Michelsen, Oskar	2014-pres.	Perkey, Rich	1976-80
Lively, Marvin	1973-77	Miles, Robert	1908-10	Peters, George	1942-43, 1945-47
Lovedale, Andrew	2005-09	Millar, Allan	1959-62	Peters, Tom	1942-43
Lowry, Jim	1942-43	Mills, Dick	1946-48	Pharr, Walter	1907-08
Lowry, Jim	1972-75	Milner, Joe	1955-59	Pickens, Bob	1966-68
Lucas, Ed	1939-42	Minkin, Eric	1969-72	Pierce, Billy	1968-71
Lusakueno, Michel	1999-2003	Minlend, Ray	1994-96	Piercy, Gifford	1978-79
Lyon, George	1954-56	Mintz, Semi	1955-59	Pollock, Bill	1982-83
		Moore, James	1928-30	Poole, Dave	1947-48
		Moore, Bob	1959-62	Postma, Duncan	1968-71
		Moore, John	1911-12	Postma, Jan	1967-70
		Moreau, Al	1953-54	Powell, Roger	1954-55
MM		Morgan, James	1933-34	Powell, Jay	1972-76
Mackay, Ali	2011-15	Morgan, Elford	1954-55	Powers, Preston "Rock"	1974-75
Mallory, Daniel	1921-24	Morgan, A.J.	1989-90	Price, Julian	1921-22
Maloy, Mike	1967-70	Morton, Jason	2003-06	Price, Philip	1916-17
Maner, Bobby	1945-49	Moser, Dave	1966-69	Price, William	1908-09
Mann, Clint	2010-13	Moyer, Russell	1935-36	Pritchett, Carl	1927-30
Manson, Alex	1930-31	Munroe, Colin	1933-34	Proctor, Bill	1950-51
Marcon, Charlie	1962-65	Murphy, Calvin	1967-68	Proctor, James	1928-31
Markee, Joe	1957-61	Murray, Robert	1916-17	Prospere, Peyton	1971-72
Marsh, George	1940-42	Musch, Detlef	1989-93		
Marsh, James	1990-91	Myers, Charles	1931-33		
Marshall, Stephen	1996-2000			QQ	
Martin, D.G.	1959-62			Query, Hugh	1908-09
Martin, Grier	1930-32			Quick, Clifford	1935-37
Martin, Mike	1954-58				
Matheny, Matt	1988-89, 1991-93	NN			
Mathis, Doc	1929-32	Narat, Janko	1990-94		
Mauze, George	1921-23	Naso, Billy	1982-84	RR	
McAlister, John	1917-18	Neill, David	1944-46	Ramm, Casey	1979-80
		Neisler, Henry	1945-49	Reams, Scotty	1952-53

ALL-TIME LETTERMEN

Redmond, Hight	1957-59	Spears, Llew	1954-58	Webber, Christian	1944-45
Reese, Algernon	1913-16	Spencer, Dave	1940-42	Weeks, Edson	1951-54
Regen, Jon	1953-54	Sprunt, Alexander	1910-14	Weeks, Richard	1954-57
Reid, Lawrence	1935-38	Squire, Phil	1964-66	Wells, Alfred	1953-54
Reigel, Ernie	1976-80	St. Clair, Barry	1964-65	Westmoreland, Trent	1981-82
Reigel, Rusty	2014-pres.	Stafford, John	1957-59	White, Damion	2001-02
Reigel, Will	2008-12	Staley, Thomas	1922-25	White, Ed	1942-43, 1945-47
Reinhardt, James	1935-36	Stallworth, Jerry	1973-77	White, Locke	1909-13
Riazzi, Patrick	1984-86	Stec, Chris	1994-98		
Rice, Jim	1975-76	Stelzer, Ron	1968-71		
Richards, Jason	2004-08	Stewart, Eddie	1956-60		
Richards, Johnny	1948-49	Stone, Ronnie	1963-66		
Ringer, Howard	1981-82	Streibich, Charles	1919-20		
Rixey, Eppa	1972-76	Strickland, Darry	1987-91		
Roberts, William	1919-21	Strong, Lester	1969-71		
Robinson, Bill	1945-46	Sullivan, Brian	2012-pres.		
Roddey, Bo	1947-50	Summers, Puff	2001-04		
Rogers, Ansell	1933-34	Sumwalt, Mark	1974-78		
Romefelt, Birchie	1919-20	Sumwalt, ROLLIE	1970-71		
Ross, Courtney	1932-34	Sutter, Joe	1970-72		
Rossiter, Steve	2005-10				
Rowan, Brian	1978-80, 1981-83				
Rucker, Derek	1984-88				
Rupp, Terry	1984-85				
Rusk, Dean	1928-31				
Rybiski, Paul	1988-92				

SS

Sander, Thomas	2004-08
Sapp, Henry	1923-24
Scarborough, Alfred	1944-45
Schenck, John	1920-21
Schenck, Lewis	1918-21
Schmitt, Jay	1986-90
Schmitt, Mike	2007-08
Scott, Todd	1985-87
Seidel, Dick	1986-89
Sellers, Bill	1985-89
Severinghaus, Jeff	2002-04
Shaw, Dave	1954-57
Shepard, A.H.	1928-30
Sherrill, John	1944-45
Shields, Chris	1993-94
Shinn, Bill	1957-61
Shore, Richard	1938-40
Simpson, John	1925-27
Simpson, William	1944-45
Sinnock, Scott	1966-67
Smith, James	1950-52
Smith, Ralph	1944-45
Snyder, Dick	1963-66
Sommerville, Thomas	1913-15
Sorensen, Eric	1978-79
Sorrentino, Mike	1971-74
Spain, George	1991-95
Spann, Mike	1966-68

TT

Tanner, Anthony	1983-87
Taylor, George	1938-40
Teague, Barry	1962-65
Thomas, James	1937-40
Thoni, Will	2013-14
Tice, John	1936-39
Todd, Carter	1976-79
Ton, Ali	1995-99
Tonella, Fernando	1999-02
Torney, Clay	2010-14
Trammell, Ed	1961-62
Tribus, Cliff	1979-83
Trusgnich, Steve	1973-74
Tull, Charles	1909-10
Turk, Bob	1949-52
Turner, Brian	1998-00
Turner, John	1907-08

VV

Vance, Allen	1950-51
Vander Griend, Bob	1971-74
Verlin, Tom	1972-76

WW

Wagner, Jack	1932-33
Wagner, Paul	1971-74
Walker, Bob	1914-16
Walker, Brad	1977-78
Walker, Gaylord	1954-55
Wall, John	1944-45
Walton, Birchie	1920-21
Wayman, Jack	1941-43
Weaver, Frank	1959-60



White, Locke	1976-77
White, Tommy	1962-63
Wilder, Bruce	1957-59
Williams, Bobby	1940-41
Williams, Brandon	1992-96
Williams, Matt	2014-pres.
Williams, Mike	1946-49
Williams, Pat	1941-43, 1946-47
Wilson, Adrian	1975-76
Wilson, Ben	1925-29
Wilson, Kenny	1980-84
Wilson, Robert	1930-32
Wilson, Rich	1979-83
Windham, Cole	1933-34
Winters, Brendan	2002-06
Wolfe, Ted	1982-86
Wood, Albert	1914-16

YY

Yarborough, Tom	1939-42, 1945-46
Yearwood, Herman	1935-36
Yeaton, Ed	1972-74
Yelverton, Hugh	1932-34
Young, Archibald	1916-17
Youngdale, Tom	1965-68
Younger, William	1915-16

ZZ

Zimmerman, Jason	1990-94
------------------	---------

ALL-AMERICANS



GEORGE CHEEK 1946-49

1949 Helms Foundation (3rd)

George "Buddy Cheek excelled in two sports — football and basketball — at Davidson and was instrumental in one of the Wildcats' most successful

basketball eras. He led Davidson to records of 17-8, 19-9, and 18-8 (54-25) in his three seasons with the Wildcats. Cheek was the first Davidson player to score 1,000 points in his career (including a freshman season at Tulane). He was an all-state and All-Southern Conference selection as a center in basketball and a third team Helms Foundation All-America selection in 1949.



FRED HETZEL 1962-65

1963 - Helms Foundation, Converse Yearbook (2nd); 1964 - Consensus All-America (2nd), Converse Yearbook (1st), Helms Foundation; 1965 - Consensus All-America (1st)

Davidson's first three-time All-American, Fred Hetzel led Davidson's basketball rebirth in the mid-1960s under Lefty Driesell. The three-time Southern Conference Player of the Year helped Davidson to its first national ranking. The center from Washington, D.C., finished his career as Davidson's all-time leader in points (2,032) and rebounds (1,111). He was an inaugural inductee into the Davidson Athletics Hall of Fame in 1989-90.



DICK SNYDER 1963-66

1966 - Consensus All-America (2nd), USBWA (1st), Converse Yearbook (1st), The Sporting News (1st)

Following in Hetzel's footsteps, Snyder was the Southern Conference Player of the Year and an

All-America selection in his senior season. Snyder had a jump shot that one writer described as, "softer than a Carolina sunrise." Snyder's sweet jumper allowed him to score 1,693 points in his career while averaging 26.9 per game during his All-American season. Considered the best defensive player ever under Coach Lefty Driesell, Snyder was inducted into the Davidson Athletics Hall of Fame with Hetzel in 1989-90.



MIKE MALOY 1967-70

1968 - Converse Yearbook (2nd); 1969 - Consensus All-America (2nd), USBWA (1st), Converse Yearbook (1st); 1970 - The Sporting News (2nd), Converse Yearbook (2nd), AP (3rd), UPI (3rd), NABC (3rd), Basketball News (3rd)

A three-time All-America selection, Maloy led Davidson to three straight Conference titles and as many trips to the NCAA Tournament. Maloy's teams were a win away from the Final Four two years in a row but lost each time to North Carolina. He is Davidson's all-time leading rebounder and seventh-leading scorer. He was a three-time All-SoCon selection and the league's Player of the Year in 1969 and 1970.



JOHN GERDY 1963-66

1979 Helms Foundation

Gerdy finished his career as Davidson's all-time leading scorer with 2,483 points. In 1979, he was named Southern

Conference Athlete of the Year and listed as a Helms Foundation All-American. He earned All-SoCon accolades in three straight seasons, from 1977-79. Gerdy is one of three Wildcats to break the 2,000-point barrier and ranks fourth on the Southern Conference all-time scoring chart. Gerdy was inducted into the Davidson Hall of Fame in 1994-95.



STEPHEN CURRY 2006-09

2008 - Consensus All-America (2nd)
2009 - Consensus All-America (1st)

The school's and SoCon's all-time leading scorer with 2,635 points, Curry was selected seventh by the Golden State

Warriors in the 2009 NBA Draft. At the time, he ranked 25th in all-time NCAA Division I scoring, and his 414 career 3-pointers ranked fourth. In 2007-08, he set the NCAA single-season 3-point record with 162 while leading the Wildcats to the Midwest Regional Final in the NCAA Tournament and earning Most Outstanding Player honors. In 2008-09, he led the nation in scoring (28.6 ppg) earning consensus first-team All-America.

HONORABLE MENTION ALL-AMERICANS



Brandon Williams
1996



Brendan Winters
2005



De'Mon Brooks
2012, 2014



Jake Cohen
2013



Tyler Kalinoski
2015

COSIDA ACADEMIC ALL-AMERICANS



Dick Snyder
1965



Duncan Postma
1970



John Pecorak
1973



Todd Haynes
1981



Cliff Tribus
1982



Derek Rucker
1987



JP Kuhlman
2012

WILDCATS IN THE NBA

DAVIDSON DRAFT PICKS

NAME	RD. (OVERALL)	YEAR	TEAM
Fred Hetzel	1 (1)	1965	San Francisco Warriors
Don Davidson	5 (44)	1965	Boston Celtics
Dick Snyder	2 (14)	1966	St. Louis Hawks
Rodney Knowles	6 (77)	1968	Phoenix Suns
Tom Youngdale	14 (181)	1968	Phoenix Suns
Wayne Huckel	16 (195)	1969	Phoenix Suns
Doug Cook	2 (22)	1970	Cincinnati Royals
Jerry Kroll	6 (98)	1970	Los Angeles Lakers
Mike Maloy	10 (157)	1970	Boston Celtics
Bryan Adrian	5 (77)	1972	Boston Celtics
John Falconi	9 (153)	1974	Buffalo Braves
John Gerdy	3 (51)	1979	New Jersey Nets
Todd Haynes	8 (168)	1981	San Diego Clippers
Cliff Tribus	8 (175)	1983	Denver Nuggets
Stephen Curry	1 (7)	2009	Golden State Warriors

DAVIDSON PLAYERS IN THE NBA

NAME	YEARS	TEAM
Stephen Curry	2009-Present	Golden State Warriors
Brandon Williams	1997-98	Golden State Warriors
	1998-99	San Antonio Spurs
	1999-00	Atlanta Hawks
	2002-03	Atlanta Hawks
Dick Snyder	1966-68	St. Louis Hawks
	1968-69	Phoenix Suns
	1969-70	Phoenix Suns, Seattle SuperSonics
	1970-74	Seattle SuperSonics
	1974-78	Cleveland Cavaliers
	1978-79	Seattle SuperSonics
Rodney Knowles	1968-69	Phoenix Suns
Fred Hetzel	1965-68	San Francisco Warriors
	1968-69	Milwaukee Bucks, Cincinnati Royals
	1969-70	Philadelphia 76ers
	1970-71	Los Angeles Lakers

DAVIDSON AWARDS

JOHN M. BELK MVP

Joe Markee	1961
Bill Jarman	1962
Fred Hetzel	1963
Fred Hetzel	1964
Fred Hetzel	1965
Dick Snyder	1966
Rodney Knowles	1967
Dave Moser	1968
Dave Moser	1969
Mike Maloy	1970
Joe Sutter	1971
Joe Sutter	1972
John Falconi	1973
Greg Dunn	1974
Greg Dunn	1975
Jay Powell	1976
John Gerdy	1977
John Gerdy	1978
John Gerdy	1979
Rich DiBenedetto	1980
Todd Haynes	1981
Jamie Hall	1982
Kenny Wilson	1983
Kenny Wilson	1984
Gerry Born, Derek Rucker	1985
Gerry Born	1986
Derek Rucker	1987
Derek Rucker, Jeff Himes	1988
Bruce Elder	1989
Alan Hunter	1990
Detlef Musch	1991
Janko Narat	1992
Detlef Musch	1993
Janko Narat	1994
George Spain	1995
Brandon Williams	1996
Narcisse Ewodo	1997
Mark Donnelly	1998
Landry Kosmalski	1999, 2000
Stephen Marshall	2000
Wayne Bernard	2001
Michael Bree, Emeka Erege	2002
Wayne Bernard	2003
Brendan Winters	2004
Brendan Winters	2005
Brendan Winters	2006
Stephen Curry	2007
Stephen Curry	2008
Stephen Curry	2009
JP Kuhlman	2010
JP Kuhlman	2011
De'Mon Brooks	2012
Jake Cohen	2013
De'Mon Brooks	2014
Tyler Kalinoski	2015

D.G. MARTIN

HUSTLE AWARD

Billy Pierce	1971
John Pecorak	1972
John Pecorak	1973
Jay Schmitt	1990
Paul Drobnitch	1991
Sterling Freeman	1992
Jason Zimmerman	1993
Quinn Harwood	1994
Narcisse Ewodo	1995
Narcisse Ewodo	1996
Mark Donnelly	1997
Billy Armstrong	1998
Ali Ton	1999
Michael Bree	2000
Peter Anderer	2001
Peter Anderer	2002
Peter Anderer	2003
Matt McKillop	2004
Conor Grace	2005
Matt McKillop	2006
Jason Richards	2007
Jason Richards	2008
Max Paulhus Gosselin	2009
Brendan McKillop	2010
Brendan McKillop	2011
JP Kuhlman	2012
JP Kuhlman	2013
Tyler Kalinoski	2014
Peyton Aldridge	2015

MCLEOD DEFENSE AWARD

D.G. Martin, Jr.	1962
Barry Teague	1963
Don Davidson	1964
Dick Snyder	1965
Bobby Lane	1966
Mike O'Neill	1967
Dave Moser	1968
Mike Maloy	1969
Mike Maloy	1970
Duncan Postma, Steve Kirley	1971
T.Jay Pecorak	1972
T.Jay Pecorak	1973
T.Jay Pecorak	1974
No award	1975
Jim Rice	1976
Marvin Lively	1977
Ernie Reigel	1978
Rich Perkey	1979
Jamie Hall	1980
Jamie Hall	1981
John Carroll	1982
Richard Wilson	1983

Ken Niebuhr	1984
Jeff Himes	1985
Chris Heineman	1986
Chris Heineman	1987
Alan Hunter	1988
Alan Hunter	1989
Darry Strickland	1990
James Marsh	1991
Paul Drobnitch	1992
J.D. Heuer	1993
Jeff Anderson	1994
Quinn Harwood	1995
Mark Donnelly	1996
Landry Kosmalski	1997
Ben Ebong	1998
Chris Pearson	2001
Chris Pearson	2002
Conor Grace ¹	2003

¹Award was given for rebounding

THE WILDCAT AWARD

Logan Kosmalski	2004
Logan Kosmalski	2005
Thomas Sander	2006
Thomas Sander	2007
Thomas Sander	2008
Andrew Lovedale	2009
Steve Rossiter	2010
Jake Cohen	2011
Jake Cohen	2012
Nik Cochran ¹	2013
Tom Droney	2014
Brian Sullivan	2015

¹ Award for defensive and rebounding efforts presented to the player that best exemplified the Code of Davidson Basketball which is Trust, Care and Commitment



JP Kuhlman was named team MVP as a freshman and sophomore.

HONORS & AWARDS

SOCON HALL OF FAME

Fred Hetzelinducted 2010
Lefty Driesellinducted 2011

SOCON ATHLETE OF THE YEAR

Whit Cobb 1950
Fred Hetzel 1965
Dick Snyder 1966
John Gerdy 1979
Stephen Curry 2008, 2009
De'Mon Brooks 2014

SOCON COACH OF THE YEAR

Lefty Driesell 1963, 1964, 1966
Terry Holland 1970, 1971, 1972
Bob McKillop 1994¹, 1996¹, 1997²,
.2002³, 2005¹, 2007¹, 2008¹, 2012², 2013²

A-10 COACH OF THE YEAR

Bob McKillop 2015

SOCON PLAYER OF THE YEAR

Fred Hetzel 1963, 1964, 1965
Dick Snyder 1966
Mike Maloy 1969, 1970
Brendan Winters 2005¹
Stephen Curry 2008¹, 2009¹
De'Mon Brooks 2012², 2014¹
Jake Cohen 2012², 2013¹

A-10 PLAYER OF THE YEAR

Tyler Kalinoski 2015

SOCON FRESHMAN OF THE YEAR

Jamie Hall 1979³
Landry Kosmalski 1997¹
Stephen Curry 2007¹
JP Kuhlman 2010²
Jake Cohen 2010³

¹Media Association and SoCon Coaches
²SoCon Coaches ~ ³Media Association

DEF. PLAYER OF THE YEAR

Max Paulhus Gosselin 2009



Max Paulhus Gosselin was voted the SoCon Defensive Player of the Year in 2009.

SOCON TOURNAMENT MVPs

Tommy Peters 1943
Fred Hetzel 1964, 1965
Dick Snyder 1966
Mike Maloy 1968
Doug Cook 1969, 1970
Gerry Born 1986
Derek Rucker 1987
Ben Ebong 1998
Peter Anderer 2002
Brendan Winters 2006
Stephen Curry 2007, 2008
De'Mon Brooks 2012, 2013

NCAA TOURNEY ALL-REGIONAL

Mike Maloy (East) 1968
Mike Maloy (East) 1969
Doug Cook (East) 1969
Stephen Curry (Midwest) 2008*
Jason Richards (Midwest) 2008

* Most Outstanding Player

FIRST-TEAM ALL-SOCON

Tommy Peters 1943
George "Buddy" Cheek 1947
Hobby Cobb 1956
Fred Hetzel 1963-65
Dick Snyder 1965-66
Rodney Knowles 1967
Mike Maloy 1968-70
Jerry Kroll 1969
Bryan Adrian 1970
Doug Cook 1970
Joe Sutter 1971-72
John Falconi 1972-73
Greg Dunn 1974
John Gerdy 1977-79
Rich DiBenedetto 1980
Todd Haynes 1981
Cliff Tribus 1982
Kenny Wilson 1983-84
Derek Rucker 1986-88
Jeff Himes 1988
Janko Narat 1994¹
Brandon Williams 1994², 1996¹
Quinn Harwood 1996¹
Narcisse Ewodo 1997²
Mark Donnelly 1997², '98¹
Landry Kosmalski 1999², 2000²
Ali Ton 1999²
Stephen Marshall 2000¹
Chris Pearson 2002²
Wayne Bernard 2003²
Brendan Winters 2004-06¹
Logan Kosmalski 2005²
Ian Johnson 2006¹
Stephen Curry 2007-09¹
Jason Richards 2007², '08¹
Andrew Lovedale 2009²
De'Mon Brooks 2012¹-2014¹
Jake Cohen 2012¹, 2013¹

¹Media Association and SoCon Coaches
²SoCon Coaches ~ ³Media Association

FIRST-TEAM ALL-ATLANTIC 10

Tyler Kalinoski 2015



Tyler Kalinoski earned the school's first A-10 Player of the Year honor in 2015.

SECOND-TEAM ALL-SOCON

George "Buddy" Cheek 1949
Bill Jarman 1962-63
Terry Holland 1964
Don Davidson 1965
Barry Teague 1965
Rodney Knowles 1966
Wayne Huckel 1967-68
Doug Cook 1968-69
Dave Moser 1969
Jerry Kroll 1970
Eric Minkin 1971-72
Greg Dunn 1973, 1975
Mike Sorrentino 1974
Rich DiBenedetto 1981
Cliff Tribus 1983
Derek Rucker 1985
Gerry Born 1986
Jeff Himes 1987
Brandon Williams 1994
Chris Alpert 1996
Narcisse Ewodo 1997
Landry Kosmalski 1999-00
Ali Ton 1999
Chris Pearson 2002
Wayne Bernard 2003
Logan Kosmalski 2005
Jason Richards 2007
Thomas Sander 2007
Andrew Lovedale 2009
Brian Sullivan 2014

From 1989-Present, only media association selected a second team

SECOND-TEAM ALL-ATLANTIC 10

Jack Gibbs 2015
Brian Sullivan 2015

THIRD-TEAM ALL-SOCON

Kenny Grant 2006
Thomas Sander 2008
Nik Cochran 2012, 2013
Tyler Kalinoski 2014

From 2000-Present, only media association selected a third team

HONORS & AWARDS

SOCON ALL-FRESHMAN

Tommy Peters.....	1943
Chris Dodds.....	1978
Rich DiBenedetto.....	1978
Jamie Hall.....	1979
John Gullickson.....	1981
Jim McConkey.....	1983
Chris Heineman.....	1984
Jeff Himes.....	1985
Derek Rucker.....	1985
Jay Schmitt.....	1987
Chris Alpert.....	1993
Ray Minlend.....	1995
Landry Kosmalski.....	1997
Wayne Bernard.....	2000
Ian Johnson.....	2003
Brendan Winters.....	2003
Stephen Curry.....	2007
JP Kuhlman.....	2010*
Jake Cohen.....	2010*
Jack Gibbs.....	2010*

*Media Association and SoCon Coaches
 *SoCon Coaches ~*Media Association
 *Media association began selecting an
 All-Freshman Team in 2008

ATLANTIC 10 ALL-FRESHMAN

Peyton Aldridge.....	2015
----------------------	------

SOCON ALL-TOURNAMENT

Tommy Peters.....	1943
Jim Lowry.....	1944*
Buddy Cheek.....	1948*
Bill Jarman.....	1963
Fred Hetzel.....	1963-65
Barry Teague.....	1963*
Don Davidson.....	1964*
Dick Snyder.....	1965*, '66
Rodney Knowles.....	1966, '67*
Bobby Lane.....	1966*
Tom Youngdale.....	1966*
Wayne Huckel.....	1967, '68*, '69*
Mike Maloy.....	1968-70
Doug Cook.....	1968*, '69, '70
Jerry Kroll.....	1968*, '69, '70
Dave Moser.....	1968-69*
Bryan Adrian.....	1970*
Joe Sutter.....	1971
John Falconi.....	1972*
Greg Dunn.....	1973-74
Mike Sorrentino.....	1973*
Larry Horowitz.....	1974*
Jamie Hall.....	1982
Cliff Tribus.....	1982
Gerry Born.....	1986
Anthony Tanner.....	1986
Derek Rucker.....	1986-87
Jeff Himes.....	1987
Janko Narat.....	1993*, '94
Brandon Williams.....	1994, '96
Quinn Harwood.....	1996
Chris Alpert.....	1996*
Landry Kosmalski.....	1997*, 2000*
Mark Donnelly.....	1998
Ben Ebong.....	1998
Stephen Marshall.....	1998



In 2012, Jake Cohen (media) and De'Mon Brooks (coaches) were both named Southern Conference Player of the Year.

Ali Ton.....	1998*
Wayne Bernard.....	2001*
Peter Anderer.....	2002
Chris Pearson.....	2002
Emeka Erege.....	2002*
Brendan Winters.....	2005*, 2006
Ian Johnson.....	2006
Matt McKillop.....	2006
Stephen Curry.....	2007-08
Jason Richards.....	2007-08
Thomas Sander.....	2008*
Stephen Curry.....	2009*
De'Mon Brooks.....	2012
Jake Cohen.....	2012
JP Kuhlman.....	2012
De'Mon Brooks.....	2013
Nik Cochran.....	2013*
Jake Cohen.....	2013
JP Kuhlman.....	2013*
De'Mon Brooks.....	2014

* Second Team

SOCON PLAYER OF THE WEEK

1968-69	Mike O'Neil.....	Wk 7
1969-70	Bryan Adrian.....	Wk 4, 9
	Doug Cook.....	Wk 6
	Mike Maloy.....	Wk 7
1970-71	Joe Sutter.....	Wk 2, 10
	Steve Kirley.....	Wk 5
1971-72	John Falconi.....	Wk 2, 6
	Joe Sutter.....	Wk 3
1972-73	T.J. Pecorak.....	Wk 3
1973-74	John Falconi.....	Wk 3
1974-75	Larry Horowitz.....	Wk 1
1976-77	John Gerdy.....	Wk 9
1977-78	Chris Dodds.....	Wk 1
	John Gerdy.....	Wk 4, 6
1978-79	John Gerdy.....	Wk 8, 11
1979-80	Rich DiBenedetto.....	Wk 1
1980-81	Todd Haynes.....	Wk 2, 5
	Rich DiBenedetto.....	Wk 6
1981-82	Cliff Tribus.....	Wk 4, 12
1982-83	Kenny Wilson.....	Wk 2
	Cliff Tribus.....	Wk 5
1983-84	Kenny Wilson.....	Wk 5

1984-85	Derek Rucker.....	Wk 7
1986-87	Jeff Himes.....	Wk 3
	Derek Rucker.....	Wk 6
	Chris Heineman.....	Wk 9
1987-88	Derek Rucker.....	Wk 6
1992-93	Detlef Musch.....	Wk 7, 12
1995-96	Brandon Williams.....	Wk 1
	Quinn Harwood.....	Wk 4
1996-97	Narcisse Ewodo.....	Wk 10
1997-98	Stephen Marshall.....	Wk 11
1999-00	Stephen Marshall.....	Wk 11
2001-02	Chris Pearson.....	Wk 7
2002-03	Wayne Bernard.....	Wk 8
	Brendan Winters.....	Wk 11
	Conor Grace.....	Wk 13
2003-04	Brendan Winters.....	Wk 11
2004-05	Brendan Winters.....	Wk 1, 8
2005-06	Ian Johnson.....	Nov. 29
	Brendan Winters.....	Dec. 6
2006-07	Stephen Curry.....	Nov. 21, Feb. 13, Feb. 20
	Thomas Sander.....	Dec. 5
	Jason Richards.....	Dec. 19
2007-08	Stephen Curry.....	Dec. 3, Jan. 28, Feb. 4, Feb. 11, Feb. 18
2008-09	Stephen Curry.....	Nov. 18, Nov. 25, Dec. 9, Dec. 16, Jan. 20, Jan. 27, Feb. 3, March 3
2010-11	Brendan McKillop.....	Dec. 14
2011-12	JP Kuhlman.....	Nov. 29
	Jake Cohen.....	Dec. 6, Jan. 10, Jan. 17
	Nik Cochran.....	Dec. 20
2012-13	Jake Cohen.....	Dec. 18, Jan. 8, Jan. 26
2013-14	De'Mon Brooks.....	Jan. 21, Feb. 4

A-10 PLAYER OF THE WEEK

2014-15	Peyton Aldridge*.....	Nov. 24
	Jack Gibbs.....	Dec. 1
	Tyler Kalinoski.....	Dec. 8
	Peyton Aldridge*.....	Dec. 22
	Jack Gibbs.....	Jan. 5
	Tyler Kalinoski.....	Jan. 26
	Brian Sullivan.....	Feb. 16
	Jack Gibbs.....	March 2
	Tyler Kalinoski.....	March 9

* Rookie of the Week

SOCON PLAYER OF THE MONTH

2004-05	Brendan Winters.....	Nov.
2005-06	Brendan Winters.....	Nov.
	Ian Johnson.....	Dec.
2006-07	Stephen Curry.....	Jan., Feb.
2007-08	Stephen Curry.....	Nov.-Mar.
2008-09	Stephen Curry.....	Nov.-Jan.
2011-12	Jake Cohen.....	Jan.
2012-13	De'Mon Brooks.....	Nov.
	Jake Cohen.....	Feb.

NATIONAL RANKINGS



After nine-straight wins to conclude the regular season, Davidson climbed into both polls prior to the 2015 Atlantic 10 Tournament.

IN THE POLLS

Year	Poll	Rank
1963	AP	18th
1964	AP	10th
	UPI	10th
1965	AP	6th
	UPI	7th
1966	AP	16th
1968	AP	8th
	UPI	9th
1969	AP	5th
	UPI	3rd
1970	AP	15th
2008	AP	23rd
	Coaches	9th
2015	AP	24th
	Coaches	24th

TEAM STATISTICS

Scoring Offense

1963-64	7th	89.3
1964-65	11th	88.5
1968-69	14th	87.1
1995-96	8th	84.3
2002-03	10th	80.7
2006-07	7th	81.3
2008-09	25th	77.8
2011-12	14th	77.9
2014-15	7th	79.0

Scoring Defense

1970-71	13th	66.3
---------	------	------

Won-Loss Percentage

1967-68	7th	.828
1968-69	4th	.900
1995-96	11th	.833

2006-07	6th	.853
2007-08	14th	.806
2008-09	17th	.771

Scoring Margin

Year	Rank	Margin
1963-64	T-1st (UCLA)	18.8
1964-65	2nd	17.6
1967-68	11th	11.6
1968-69	6th	13.5
1969-70	19th	11.8
1995-96	4th	15.0
2006-07	10th	12.6
2007-08	4th	14.7
2008-09	8th	11.9
2011-12	24th	10.1
2012-13	17th	11.2
2014-15	22nd	9.6

Rebounding Margin

2002-03	8th	+6.8
2005-06	12th	+6.0
2006-07	14th	+6.5
2011-12	17th	+6.4

3-Point FG Per Game

2002-03	3rd	10.0
2004-05	8th	8.9
2005-06	8th	8.9
2006-07	7th	9.6
2007-08	16th	9.1
2008-09	12th	8.7
2009-10	7th	9.0
2013-14	23rd	8.3
2014-15	2nd	10.7

Field Goal Percentage

1962-63	7th	.485
1963-64	1st ¹	.544
1964-65	2nd	.509
1965-66	2nd	.512
1967-68	7th	.494
1973-74	9th	.505
1980-81	11th	.529
1995-96	25th	.479
2013-14	20th	.477

¹ Denotes NCAA Record at Time

Free Throw Percentage

1948-49	1st	.710
1962-63	9th	.744
1963-64	8th	.740
1965-66	5th	.762
1966-67	6th	.757
1971-72	11th	.747
1973-74	3rd	.783
1978-79	9th	.762
1980-81	3rd	.762

NATIONAL RANKINGS

1984-85	2nd	.779	1968-69	Mike Maloy	19th	24.6
1985-86	4th	.772	1976-77	John Gerdy	17th	23.2
1993-94	4th	.751	1977-78	John Gerdy	8th	25.8
2002-03	4th	.778	1978-79	John Gerdy	6th	26.7
2005-06	9th	.761	2006-07	Stephen Curry	9th	21.5
2011-12	15th	.762	2007-08	Stephen Curry	4th	25.9
2012-13	1st	.795	2008-09	Stephen Curry	1st	28.6

3-Point Field Goal Percentage

2002-03	2nd	.417
2014-15	21st	.391

Field Goal Percentage Defense

2001-02	4th	.380
2002-03	12th	.397

Assists Per Game

2002-03	10th	17.0
2005-06	3rd	18.3
2007-08	15th	17.1
2014-15	3rd	17.1

Least Turnovers Per Game

2007-08	15th	11.8
2012-13	16th	10.9



Led by its backcourt trio of Tyler Kalinoski, Jack Gibbs (pictured) and Brian Sullivan, Davidson led the nation in assist to turnover ratio last season with a 1.81 clip.

Assists to Turnover Ratio

2007-08	2nd	1.44
2014-15	1st	1.81

Turnover Margin

2008-09	7th	4.9
---------	-----	-----

INDIVIDUAL STATISTICS

Scoring Offense

1962-63	Fred Hetzel	15th	23.5
1963-64	Fred Hetzel	12th	27.3
1964-65	Fred Hetzel	8th	26.5
1965-66	Dick Snyder	14th	26.9

Rebounding

1964-65	Fred Hetzel	16th	14.8
1968-69	Mike Maloy	20th	14.3

Field Goal Percentage

1963-64	Terry Holland	1st	.631
1964-65	Fred Hetzel	6th	.580
1965-66	Dick Snyder	12th	.563
1973-74	Larry Horowitz	19th	.576
1979-80	Rich DiBenedetto	11th	.620
1994-95	George Spain	2nd	.671
1999-00	Stephen Marshall	12th	.593

3-Point Field Goal Percentage

2001-02	Peter Anderer	12th	.454
2004-05	Brendan Winters	13th	.434

3-Point Field goals Per Game

2006-07	Stephen Curry	4th	3.6
2007-08	Stephen Curry	2nd	4.5
2008-09	Stephen Curry	5th	3.8

Free Throw Percentage

1957-58	Semi Mintz	1st	.882
1968-69	Jerry Kroll	13th	.862
1985-86	Derek Rucker	10th	.888
1990-91	Jason Zimmerman	13th	.863
1992-93	Janko Narat	19th	.867
2007-08	Stephen Curry	9th	.894
2008-09	Stephen Curry	16th	.876
2010-11	Nik Cochran	24th	.881
2011-12	Nik Cochran	13th	.886
	Jake Cohen	20th	.876
2012-13	Nik Cochran	1st	.935

Assists Per Game

1996-97	Ali Ton	9th	6.8
1997-98	Ali Ton	13th	6.4
1998-99	Ali Ton	3rd	7.6
2004-05	Kenny Grant	23rd	5.6
2005-06	Kenny Grant	5th	6.7
2006-07	Jason Richards	2nd	7.3
2007-08	Jason Richards	1st	8.1
2008-09	Stephen Curry	24th	5.6

Steals Per Game

1998-99	Ali Ton	15th	2.8
2008-09	Stephen Curry	13th	2.5

1,000 POINT CLUB

2,635 POINTS

1. STEPHEN CURRY • CHARLOTTE, N.C. • 2006-2009

YEAR	GP	GS	FG	FGA	PCT	3FG	3FGA	PCT	FT	FTA	PCT	REB	AVG	AST	BLK	STL	PTS	AVG
2006-07	34	33	242	523	.463	122	299	.408	124	145	.855	157	4.6	95	6	62	730	21.5
2007-08	36	36	317	656	.483	162	369	.439	135	151	.894	165	4.6	104	14	73	931	25.9
2008-09	34	34	312	687	.454	130	336	.387	220	251	.876	151	4.4	189	8	86	974	28.6
TOTAL	104	103	871	1866	.467	414	1004	.412	479	547	.876	473	4.5	388	28	221	2635	25.3

2.	2483			John Gerdy								106 games						1975-79
3.	2032			Fred Hetzel								79 games						1962-65
4.	1952			Derek Rucker								115 games						1984-88
5.	1892			Brendan Winters								118 games						2002-06
6.	1795			Jake Cohen								131 games						2009-13
7.	1777			De'Mon Brooks								125 games						2010-14
8.	1693			Dick Snyder								80 games						1963-66
9.	1661			Mike Maloy								86 games						1967-70
10.	1590			Jeff Himes								118 games						1984-88
11.	1573			Kenny Wilson								111 games						1980-84
12.	1539			Janko Narat								115 games						1990-94
13.	1511			Ian Johnson								119 games						2002-06
14.	1505			Brandon Williams								112 games						1992-96
15.	1438			Landry Kosmalski								113 games						1996-00
16.	1424			Hobby Cobb								85 games						1952-56
17.	1420			JP Kuhlman								128 games						2009-13
18.	1393			Todd Haynes								96 games						1977-81
19.	1373			Semi Mintz								73 games						1955-59
20.	1344			Rodney Knowles								84 games						1965-68
21.	1342			Detlef Musch								113 games						1989-93
22.	1338			Bill Jarman								75 games						1960-63
23.	1311			Tyler Kalinoski								132 games						2011-15
24.	1264			Dave Hollingsworth								70 games						1955-59
25.	1260			Jason Zimmerman								115 games						1990-94
26.	1245			Greg Dunn								80 games						1972-75
27.	1221			Doug Cook								84 games						1967-70
28.	1207			Cliff Tribus								108 games						1979-83
29.	1196			Wayne Bernard								99 games						1999-03
30.	1173			Jamie Hall								105 games						1978-82
31.	1166			Rich DiBenedetto								78 games						1977-81
32.	1165			Jerry Kroll								84 games						1967-70
33.	1105			Nik Cochran								128 games						2009-13
34.	1096			Jason Richards								128 games						2004-08
35.	1084			Larry Horowitz								80 games						1972-75
36.	1067			Terry Holland								78 games						1961-64
37.	1065			Bill Shinn								46 games						1957-61
	1065			Will Archambault								135 games						2006-10
39.	1064			Mark Donnelly								115 games						1993-98
40.	1063			Stephen Marshall								103 games						1996-00
41.	1028			John Falconi								68 games						1971-74
42.	1027			Quinn Harwood								101 games						1992-96
43.	1005			Wayne Huckel								86 games						1966-69
44.	1004			Chris Czerapowicz								121 games						2010-14

1198 George "Buddy" Cheek 101 games* 1946-49

1140 Brian Sullivan 65 games* 2013-pres.

1032 Logan Kosmalski 61 games* 2003-05

*Denotes transfer

1,000 POINT CLUB



John Gerdy



Fred Hetzel



Derek Rucker



Brendan Winters

2. JOHN GERDY • 6-5, GUARD • LITTLE FALLS, N.J. • 1975-1979

YEAR	GP	GS	FG	FGA	PCT	3FG	3FGA	PCT	FT	FTA	PCT	REB	AVG	AST	BLK	STL	PTS	AVG
1975-76	26	--	207	437	.474	--	--	--	51	66	.773	77	3.0	54	0	0	465	17.9
1976-77	27	--	264	532	.496	--	--	--	99	124	.798	145	5.4	32	3	16	627	23.2
1977-78	26	--	292	539	.542	--	--	--	86	106	.811	97	3.7	41	2	39	670	25.8
1978-79	27	--	289	549	.526	--	--	--	143	176	.813	121	4.5	93	3	28	721	26.7
TOTAL	106	--	1052	2057	.511	--	--	--	379	472	.803	440	4.2	220	8	83	2483	23.4

3. FRED HETZEL • 6-8, CENTER • WASHINGTON, D.C. • 1962-1965

YEAR	GP	GS	FG	FGA	PCT	3FG	3FGA	PCT	FT	FTA	PCT	REB	AVG	AST	BLK	STL	PTS	AVG
1962-63	27	--	245	460	.533	--	--	--	144	181	.796	359	13.3	--	--	--	634	23.5
1963-64	26	--	273	498	.548	--	--	--	163	211	.773	351	13.5	--	--	--	709	27.3
1964-65	26	--	273	471	.580	--	--	--	143	178	.803	384	14.8	--	--	--	689	26.5
TOTAL	79	--	791	1429	.554	--	--	--	450	570	.789	1094	13.8	--	--	--	2032	25.7

4. DEREK RUCKER • 6-1, GUARD • BEACHWOOD, OHIO • 1984-1988

YEAR	GP	GS	FG	FGA	PCT	3FG	3FGA	PCT	FT	FTA	PCT	REB	AVG	AST	BLK	STL	PTS	AVG
1984-85	30	29	152	294	.517	0	0	.000	79	96	.823	75	2.5	121	6	63	383	12.8
1985-86	31	31	166	322	.516	0	0	.000	103	116	.888	75	2.4	136	4	67	435	14.0
1986-87	26	23	186	353	.527	73	147	.497	82	96	.854	66	2.5	88	3	51	527	20.3
1987-88	28	28	199	425	.468	81	199	.407	128	162	.790	104	3.7	91	4	69	607	21.7
TOTAL	115	111	703	1394	.504	154	346	.445	392	470	.834	320	2.8	436	17	250	1952	17.0

5. BRENDAN WINTERS • 6-5, GUARD • DENVER, COLO. • 2002-2006

YEAR	GP	GS	FG	FGA	PCT	3FG	3FGA	PCT	FT	FTA	PCT	REB	AVG	AST	BLK	STL	PTS	AVG
2002-03	27	24	109	222	.491	47	93	.505	70	91	.769	160	5.9	64	5	25	335	12.4
2003-04	29	29	157	372	.422	75	195	.385	128	153	.837	147	5.1	67	3	27	517	17.8
2004-05	32	32	168	373	.450	89	205	.434	108	146	.740	163	5.1	57	4	24	533	16.7
2005-06	30	30	175	408	.429	57	168	.339	100	119	.840	143	4.8	53	7	20	507	16.9
TOTAL	118	115	609	1375	.443	268	661	.405	406	509	.798	613	5.2	241	19	96	1892	16.0

6. JAKE COHEN • 6-10, CENTER • BERWYN, PA. • 2009-2013

Year	GP	GS	FG	FGA	Pct	3FG	3FGA	Pct	FT	FTA	Pct	Reb	Avg	Ast	Blk	Stl	Pts	Avg
2009-10	31	24	151	324	.466	28	90	.311	83	117	.709	159	5.1	26	37	14	413	13.3
2010-11	33	33	138	282	.489	26	78	.333	99	128	.773	205	6.2	25	49	15	401	12.2
2011-12	33	32	151	310	.487	30	82	.366	141	161	.876	202	6.1	45	55	24	473	14.3
2011-12	34	34	171	344	.497	38	98	.388	128	154	.831	181	5.3	51	56	23	508	14.9
TOTAL	131	124	611	1260	.484	122	348	.350	491	560	.876	747	5.7	147	197	76	1795	13.7

7. DE'MON BROOKS • 6-7, FORWARD • CHARLOTTE, N.C. • 2010-2014

Year	GP	GS	FG	FGA	Pct	3FG	3FGA	Pct	FT	FTA	Pct	Reb	Avg	Ast	Blk	Stl	Pts	Avg
2010-11	31	0	102	193	.528	9	25	.360	65	96	.677	157	5.1	24	11	17	278	9.0
2011-12	33	32	202	381	.530	21	57	.368	93	129	.721	206	6.2	26	17	33	518	15.7
2012-13	34	33	170	340	.500	9	41	.220	118	158	.747	211	6.2	26	21	30	467	13.7
2013-14	27	27	173	295	.586	14	31	.452	154	207	.744	191	7.1	37	22	18	514	19.0
TOTAL	125	92	647	1209	.535	53	154	.344	430	590	.729	765	6.1	113	71	98	1777	14.2

8. DICK SNYDER • 6-5, GUARD • NORTH CANTON, OHIO • 1963-1966

Year	GP	GS	FG	FGA	Pct	3FG	3FGA	Pct	FT	FTA	Pct	Reb	Avg	Ast	Blk	Stl	Pts	Avg
1963-64	26	--	170	306	.556	--	--	--	75	90	.833	164	6.3	--	--	--	415	16.0
1964-65	26	--	221	403	.548	--	--	--	83	103	.806	226	8.7	--	--	--	525	20.2
1965-66	28	--	284	504	.563	--	--	--	185	232	.797	258	9.2	--	--	--	753	26.9
TOTAL	80	--	675	1213	.556	--	--	--	343	425	.807	648	8.1	--	--	--	1693	21.2

9. MIKE MALOY • 6-7, CENTER • NEW YORK, N.Y. • 1967-1970

Year	GP	GS	FG	FGA	Pct	3FG	3FGA	Pct	FT	FTA	Pct	Reb	Avg	Ast	Blk	Stl	Pts	Avg
1967-68	29	--	168	297	.566	--	--	--	116	181	.641	339	11.7	35	--	--	452	15.6
1968-69	30	--	270	554	.487	--	--	--	199	273	.729	429	14.3	47	--	--	739	24.6
1969-70	27	--	177	396	.447	--	--	--	116	166	.699	343	12.7	40	--	--	470	17.4
TOTAL	86	--	615	1247	.493	--	--	--	431	620	.695	1111	12.9	122	--	--	1661	19.3



Jake Cohen



De'Mon Brooks



Dick Snyder



Mike Maloy

1,000 POINT CLUB



Jeff Himes



Kenny Wilson



Janko Narat



Ian Johnson

10. JEFF HIMES • 6-4, FORWARD • COLUMBIA, S.C. • 1984-1988

Year	GP	GS	FG	FGA	Pct	3FG	3FGA	Pct	FT	FTA	Pct	Reb	Avg	Ast	Blk	Stl	Pts	Avg
1984-85	30	28	93	176	.528	0	0	.000	54	72	.750	129	4.3	48	10	17	240	8.0
1985-86	31	19	120	218	.550	0	0	.000	77	113	.681	121	3.9	33	2	12	317	10.2
1986-87	30	30	196	319	.614	0	2	.000	151	214	.706	208	6.9	28	3	34	543	18.1
1987-88	27	26	173	299	.579	0	0	.000	144	197	.731	203	7.5	21	5	35	490	18.1
TOTAL	118	103	582	1012	.575	0	2	.000	426	596	.715	661	5.6	130	20	98	1590	13.5

11. KENNY WILSON • 6-4, FORWARD • HOPE MILLS, N.C. • 1980-1984

Year	GP	GS	FG	FGA	Pct	3FG	3FGA	Pct	FT	FTA	Pct	Reb	Avg	Ast	Blk	Stl	Pts	Avg
1980-81	26	11	59	116	.509	0	0	.000	40	61	.656	91	3.5	18	2	9	158	6.1
1981-82	29	29	159	316	.503	0	0	.000	99	136	.728	141	4.9	43	4	19	417	14.4
1982-83	28	27	182	326	.558	3	8	.375	120	178	.674	150	5.4	41	7	26	487	17.4
1983-84	28	28	196	359	.546	1	3	.333	118	161	.733	175	6.3	43	6	34	511	18.3
TOTAL	111	95	596	1117	.534	4	11	.364	377	536	.703	557	5.0	145	19	88	1573	14.2

12. JANKO NARAT • 6-6, FORWARD • DOMZALE, SLOVENIA • 1990-1994

Year	GP	GS	FG	FGA	Pct	3FG	3FGA	Pct	FT	FTA	Pct	Reb	Avg	Ast	Blk	Stl	Pts	Avg
1990-91	29	23	94	217	.433	14	50	.280	39	59	.661	128	4.4	32	4	19	241	8.3
1991-92	28	27	138	306	.451	53	124	.427	64	79	.810	154	5.5	55	3	28	393	14.0
1992-93	28	28	127	291	.436	35	106	.330	85	98	.867	139	5.0	55	6	23	374	13.4
1993-94	30	30	167	326	.512	34	92	.370	163	199	.819	180	6.0	77	2	33	531	17.7
TOTAL	115	108	526	1140	.461	136	372	.366	351	435	.807	601	5.2	219	15	103	1539	13.4

13. IAN JOHNSON • 6-9, FORWARD • RUCKERSVILLE, VA. • 2002-2006

Year	GP	GS	FG	FGA	Pct	3FG	3FGA	Pct	FT	FTA	Pct	Reb	Avg	Ast	Blk	Stl	Pts	Avg
2002-03	27	0	128	237	.540	8	29	.276	70	82	.854	154	5.7	36	15	15	334	12.4
2003-04	29	2	126	244	.516	17	54	.315	56	66	.848	132	4.6	30	2	10	325	11.2
2004-05	32	7	142	268	.530	17	46	.370	55	75	.733	148	4.6	24	9	12	356	11.1
2005-06	31	31	199	382	.521	34	80	.425	64	83	.771	197	6.4	27	5	10	496	16.0
TOTAL	119	40	595	1131	.526	76	209	.364	245	306	.801	631	5.3	117	31	47	1511	12.7

14. BRANDON WILLIAMS • 6-6, FORWARD • DETROIT, MICH. • 1992-1996

Year	GP	GS	FG	FGA	Pct	3FG	3FGA	Pct	FT	FTA	Pct	Reb	Avg	Ast	Blk	Stl	Pts	Avg
1992-93	28	0	68	160	.425	13	36	.361	38	62	.613	99	3.5	19	13	20	187	6.7
1993-94	30	30	151	335	.451	34	96	.354	97	125	.776	188	6.3	28	23	34	433	14.4
1994-95	24	22	116	292	.397	34	115	.296	74	96	.771	125	5.2	26	21	25	340	14.2
1995-96	30	30	194	391	.496	50	123	.407	107	138	.775	179	6.0	36	29	37	545	18.2
TOTAL	112	82	529	1178	.449	131	370	.354	316	421	.751	591	5.3	109	86	116	1505	13.4

15. LANDRY KOSMALKI • 6-8, FORWARD • BEDFORD, TEXAS • 1996-2000

Year	GP	GS	FG	FGA	Pct	3FG	3FGA	Pct	FT	FTA	Pct	Reb	Avg	Ast	Blk	Stl	Pts	Avg
1996-97	28	27	135	252	.536	14	33	.424	92	129	.713	212	7.6	29	9	24	376	13.4
1997-98	30	30	102	218	.468	12	35	.343	63	94	.670	186	6.2	34	8	31	279	9.3
1998-99	27	27	145	274	.529	20	52	.385	65	111	.586	231	8.6	32	18	23	375	13.9
1999-00	28	28	145	287	.505	19	62	.306	99	137	.723	248	8.9	71	26	43	408	14.6
TOTAL	113	112	527	1031	.511	65	182	.357	319	471	.677	877	7.8	166	61	121	1438	12.7

16. HOBBY COBB • 6-3, FORWARD • CHARLOTTE, N.C. • 1952-1956

Year	GP	GS	FG	FGA	Pct	3FG	3FGA	Pct	FT	FTA	Pct	Reb	Avg	Ast	Blk	Stl	Pts	Avg
1952-53	21	--	47	133	.353	--	--	--	33	43	.767	86	4.1	--	--	--	127	6.0
1953-54	22	--	117	260	.450	--	--	--	131	174	.753	255	11.6	--	--	--	365	16.6
1954-55	18	--	131	241	.543	--	--	--	130	183	.710	172	9.5	--	--	--	392	21.8
1955-56	24	--	200	410	.488	--	--	--	140	216	.648	323	13.5	--	--	--	540	22.5
TOTAL	85	--	495	1044	.474	--	--	--	434	616	.705	836	9.8	--	--	--	1424	16.8

17. JP KUHLMAN • 6-4, GUARD • PONTE VEDRA BEACH, FLA. • 2009-2013

Year	GP	GS	FG	FGA	Pct	3FG	3FGA	Pct	FT	FTA	Pct	Reb	Avg	Ast	Blk	Stl	Pts	Avg
2009-10	31	24	133	314	.424	54	130	.415	72	100	.720	107	3.5	102	1	29	392	12.6
2010-11	33	33	130	330	.394	49	142	.345	115	139	.827	115	3.5	103	0	35	424	12.8
2011-12	33	33	117	278	.421	43	123	.350	80	112	.714	125	3.8	95	1	29	357	10.8
2011-12	31	31	84	189	.444	26	73	.356	53	74	.716	84	2.7	112	0	27	247	8.0
TOTAL	128	121	464	1111	.417	172	468	.367	320	425	.752	431	3.7	412	2	120	1420	11.0



Brandon Williams



Landry Kosmalki



Hobby Cobb



JP Kuhlman

1,000 POINT CLUB



Todd Haynes



Semi Mintz



Rodney Knowles



Detlef Musch

18. TODD HAYNES • 6-7, FORWARD • BOURBONNAIS, ILL. • 1977-1981

Year	GP	GS	FG	FGA	Pct	3FG	3FGA	Pct	FT	FTA	Pct	Reb	Avg	Ast	Blk	Stl	Pts	Avg
1977-78	16	16	32	90	.356	0	0	.000	22	27	.815	84	5.3	6	7	14	86	5.4
1978-79	27	27	161	333	.483	0	0	.000	80	100	.800	165	6.1	26	12	21	402	14.9
1979-80	26	26	145	287	.505	0	0	.000	80	96	.833	123	4.7	35	2	10	370	14.2
1980-81	27	26	206	378	.545	8	13	.615	115	146	.788	138	5.1	30	4	16	535	19.8
TOTAL	96	95	544	1088	.500	8	13	.615	297	369	.805	510	5.3	97	25	61	1393	14.5

19. SEMI MINTZ • 6-2, GUARD • RALEIGH, N.C. • 1955-1959

Year	GP	GS	FG	FGA	Pct	3FG	3FGA	Pct	FT	FTA	Pct	Reb	Avg	Ast	Blk	Stl	Pts	Avg
1955-56	23	--	74	189	.392	--	--	--	75	92	.815	62	2.7	--	--	--	223	9.7
1956-57	26	--	153	306	.500	--	--	--	163	204	.799	135	5.2	--	--	--	469	18.0
1957-58	24	--	123	311	.395	--	--	--	105	119	.882	123	5.1	--	--	--	351	14.6
1958-59	--	--	136	324	.416	--	--	--	58	77	.753	--	--	--	--	--	330	14.1
TOTAL	--	--	486	1130	.430	--	--	--	401	492	.815	--	--	--	--	--	1373	18.8

20. RODNEY KNOWLES • 6-9, CENTER • GREENVILLE, N.C. • 1965-1968

Year	GP	GS	FG	FGA	Pct	3FG	3FGA	Pct	FT	FTA	Pct	Reb	Avg	Ast	Blk	Stl	Pts	Avg
1965-66	28	--	219	394	.556	--	--	--	104	138	.754	276	9.9	--	--	--	542	19.4
1966-67	27	--	187	383	.488	--	--	--	122	161	.758	323	12.0	--	--	--	496	18.4
1967-68	29	--	123	250	.492	--	--	--	60	85	.706	205	7.1	--	--	--	306	10.6
TOTAL	84	--	529	1027	.515	--	--	--	286	384	.745	804	9.6	--	--	--	1344	16.0

21. DETLEF MUSCH • 7-0, CENTER • FULDA, GERMANY • 1989-1993

Year	GP	GS	FG	FGA	Pct	3FG	3FGA	Pct	FT	FTA	Pct	Reb	Avg	Ast	Blk	Stl	Pts	Avg
1989-90	28	25	112	236	.475	0	0	.000	53	86	.616	187	6.7	13	23	15	277	9.9
1990-91	29	29	119	233	.511	0	1	.000	50	90	.556	147	5.1	28	30	16	288	9.9
1991-92	28	28	144	262	.550	0	0	.000	70	106	.660	179	6.4	24	29	20	358	12.8
1992-93	28	28	163	294	.554	1	3	.333	92	142	.648	178	6.4	40	25	9	419	15.0
TOTAL	113	110	538	1025	.525	1	4	.250	265	424	.625	691	6.1	105	107	60	1342	11.9

22. BILL JARMAN • 6-5, CENTER • GASTONIA, N.C. • 1960-1963

Year	GP	GS	FG	FGA	Pct	3FG	3FGA	Pct	FT	FTA	Pct	Reb	Avg	Ast	Blk	Stl	Pts	Avg
1960-61	23	--	123	269	.457	--	--	--	105	143	.734	217	9.4	--	--	--	351	15.3
1961-62	25	--	185	359	.515	--	--	--	166	226	.735	281	11.2	--	--	--	536	21.4
1962-63	27	--	168	327	.514	--	--	--	115	148	.777	260	9.6	--	--	--	451	16.7
TOTAL	75	--	476	955	.498	--	--	--	386	517	.747	758	10.1	--	--	--	1338	17.8

23. TYLER KALINOSKI • 6-4, GUARD • OVERLAND PARK, KAN. • 2011-2015

Year	GP	GS	FG	FGA	Pct	3FG	3FGA	Pct	FT	FTA	Pct	Reb	Avg	Ast	Blk	Stl	Pts	Avg
2011-12	33	0	49	160	.306	36	123	.293	21	28	.750	71	2.2	40	3	18	155	4.7
2012-13	34	4	85	202	.421	55	151	.364	34	47	.723	95	2.8	55	36	25	259	7.6
2013-14	33	32	125	253	.494	61	134	.455	53	70	.757	164	5.0	111	10	42	364	11.0
2014-15	32	32	191	410	.466	91	215	.423	60	76	.789	181	5.7	130	13	39	533	16.7
TOTAL	132	68	450	1025	.439	243	623	.390	168	221	.760	511	3.9	336	141	124	1311	9.9

24. DAVE HOLLINGSWORTH • 6-4, CENTER • JUNEAU, ALASKA • 1955-1959

Year	GP	GS	FG	FGA	Pct	3FG	3FGA	Pct	FT	FTA	Pct	Reb	Avg	Ast	Blk	Stl	Pts	Avg
1955-56	20	--	39	133	.293	--	--	--	35	72	.486	138	6.9	--	--	--	113	5.7
1956-57	26	--	144	306	.471	--	--	--	78	104	.750	227	8.7	--	--	--	366	14.1
1957-58	24	--	146	375	.389	--	--	--	48	89	.539	206	8.6	--	--	--	340	14.2
1958-59	--	--	182	453	.401	--	--	--	81	137	.591	--	--	--	--	--	445	18.5
TOTAL	--	--	511	1267	.403	--	--	--	242	402	.602	--	--	--	--	--	1264	18.1

25. JASON ZIMMERMAN • 6-2, GUARD • WARSAW, IND. • 1990-1994

Year	GP	GS	FG	FGA	Pct	3FG	3FGA	Pct	FT	FTA	Pct	Reb	Avg	Ast	Blk	Stl	Pts	Avg
1990-91	29	27	116	273	.425	49	118	.415	82	95	.863	78	2.7	76	2	23	363	12.5
1991-92	28	21	117	261	.448	41	101	.406	55	70	.786	62	2.2	70	3	26	330	11.8
1992-93	28	27	120	270	.444	62	149	.416	61	83	.735	98	3.5	135	1	21	363	13.0
1993-94	30	14	62	162	.383	32	95	.337	48	54	.889	82	2.7	79	3	15	204	6.8
TOTAL	115	89	415	966	.430	184	463	.397	246	302	.815	320	2.8	360	9	85	1266	11.0



Bill Jarman



Tyler Kalinoski



Dave Hollingsworth



Jason Zimmerman

1,000 POINT CLUB



Greg Dunn



Doug Cook



Cliff Tribus



Wayne Barnard

26. GREG DUNN • 6-5, GUARD • YOUNGSTOWN, OHIO • 1972-1975

Year	GP	GS	FG	FGA	Pct	3FG	3FGA	Pct	FT	FTA	Pct	Reb	Avg	Ast	Blk	Stl	Pts	Avg
1972-73	27	--	138	277	.498	--	--	--	125	170	.735	136	5.0	--	--	49	401	14.9
1973-74	27	--	146	314	.465	--	--	--	133	162	.821	153	5.7	--	--	89	425	15.7
1974-75	26	--	165	345	.478	--	--	--	89	115	.774	138	5.3	--	--	111	419	16.1
TOTAL	80	--	449	936	.480	--	--	--	347	447	.776	427	5.3	--	--	249	1245	15.6

27. DOUG COOK • 6-6, CENTER • HO-HO-KUS, N.J. - 1967-1970

Year	GP	GS	FG	FGA	Pct	3FG	3FGA	Pct	FT	FTA	Pct	Reb	Avg	Ast	Blk	Stl	Pts	Avg
1967-68	27	--	136	262	.519	--	--	--	91	134	.679	161	6.0	29	--	--	363	13.4
1968-69	30	--	164	344	.477	--	--	--	108	153	.706	287	9.6	67	--	--	436	14.5
1969-70	27	--	154	308	.500	--	--	--	114	181	.630	276	10.2	55	--	--	422	15.6
TOTAL	84	--	454	914	.497	--	--	--	313	468	.669	724	8.6	151	--	--	1221	14.5

28. CLIFF TRIBUS • 6-10, FORWARD • ESSEX FALLS, N.J. • 1979-1983

Year	GP	GS	FG	FGA	Pct	3FG	3FGA	Pct	FT	FTA	Pct	Reb	Avg	Ast	Blk	Stl	Pts	Avg
1979-80	25	0	76	148	.514	0	0	.000	26	31	.839	47	1.9	10	3	6	178	7.1
1980-81	26	2	77	149	.517	0	2	.000	17	18	.944	44	1.7	10	6	7	171	6.6
1981-82	29	29	202	381	.530	4	11	.364	46	62	.742	173	6.0	30	11	12	454	15.7
1982-83	28	28	173	365	.474	15	38	.395	43	56	.768	169	6.0	50	10	25	404	14.4
TOTAL	108	59	528	1043	.506	19	51	.373	132	167	.790	433	4.0	100	30	50	1207	11.2

29. WAYNE BERNARD • 6-3, GUARD • POWAY, CALIF. • 1999-2003

Year	GP	GS	FG	FGA	Pct	3FG	3FGA	Pct	FT	FTA	Pct	Reb	Avg	Ast	Blk	Stl	Pts	Avg
1999-00	28	27	79	176	.449	31	83	.373	62	84	.738	54	1.9	57	6	34	251	9.0
2000-01	21	15	81	214	.379	30	103	.291	96	125	.768	60	2.9	58	3	39	288	13.7
2001-02	23	21	68	190	.358	26	85	.306	86	112	.768	79	3.4	82	2	24	248	10.8
2002-03	27	27	134	321	.417	56	147	.381	85	102	.833	89	3.3	147	5	47	409	15.1
TOTAL	99	90	362	901	.402	143	418	.342	329	423	.778	282	2.8	344	16	144	1196	12.1

30. JAMIE HALL • 6-9, CENTER • PITTSBURGH, PA. • 1978-1982

Year	GP	GS	FG	FGA	Pct	3FG	3FGA	Pct	FT	FTA	Pct	Reb	Avg	Ast	Blk	Stl	Pts	Avg
1978-79	27	0	130	245	.531	0	0	.000	58	79	.734	210	7.8	29	49	25	318	11.8
1979-80	24	21	103	215	.479	0	0	.000	34	43	.791	163	6.8	39	41	43	240	10.0
1980-81	25	24	107	292	.557	0	2	.000	39	55	.709	175	7.0	44	37	22	253	10.1
1981-82	29	29	142	277	.513	0	0	.000	78	98	.796	203	7.0	59	32	19	362	12.5
TOTAL	105	74	482	929	.519	0	2	.000	209	275	.760	751	7.2	171	159	109	1173	11.2

31. RICH DIBENEDETTO • 6-7, FORWARD • BERGENFIELD, N.J. • 1977-81

Year	GP	GS	FG	FGA	Pct	3FG	3FGA	Pct	FT	FTA	Pct	Reb	Avg	Ast	Blk	Stl	Pts	Avg
1977-78	26	0	120	200	.600	--	--	--	46	79	.582	240	9.2	15	21	15	286	11.0
1979-80	25	22	181	292	.620	--	--	--	137	202	.678	190	7.6	18	8	11	499	20.0
1980-81	27	26	141	242	.583	--	--	--	99	142	.697	205	7.6	42	8	12	381	14.1
TOTAL	78	48	442	734	.602	--	--	--	282	423	.667	635	8.1	75	37	38	1166	14.9

32. JERRY KROLL • 6-4, FORWARD • HOUSTON, TEXAS • 1967-1970

Year	GP	GS	FG	FGA	Pct	3FG	3FGA	Pct	FT	FTA	Pct	Reb	Avg	Ast	Blk	Stl	Pts	Avg
1967-68	29	--	128	244	.525	--	--	--	77	92	.837	103	3.6	48	--	--	333	11.5
1968-69	28	--	175	355	.493	--	--	--	119	138	.862	170	6.1	47	--	--	469	16.8
1969-70	27	--	123	270	.456	--	--	--	117	145	.807	105	3.9	81	--	--	363	13.4
TOTAL	84	--	426	869	.490	--	--	--	313	375	.835	378	4.5	176	--	--	1165	13.9

33. NIK COCHRAN • 6-3, GUARD • VANCOUVER, B.C. • 2009-2013

Year	GP	GS	FG	FGA	Pct	3FG	3FGA	Pct	FT	FTA	Pct	Reb	Avg	Ast	Blk	Stl	Pts	Avg
2009-10	28	0	34	72	.472	11	34	.324	29	36	.806	42	1.5	29	0	6	108	3.9
2010-11	33	1	82	204	.402	47	125	.376	89	101	.881	65	2.0	56	2	16	300	9.1
2011-12	33	33	95	232	.409	47	126	.373	124	140	.886	93	2.8	120	1	31	361	10.9
2012-13	34	34	85	174	.489	50	102	.490	116	124	.935	82	2.4	113	0	27	336	9.9
TOTAL	128	68	296	682	.434	155	387	.400	358	401	.892	282	2.2	318	3	80	1105	8.6



Jamie Hall



Rich DiBenedetto



Jerry Kroll



Nik Cochran

1,000 POINT CLUB



Jason Richards



Larry Horowitz



Terry Holland



Bill Shinn

34. JASON RICHARDS • 6-2, GUARD • BARRINGTON, ILL. • 2004-2008

Year	GP	GS	FG	FGA	Pct	3FG	3FGA	Pct	FT	FTA	Pct	Reb	Avg	Ast	Blk	Stl	Pts	Avg
2004-05	27	0	14	44	.318	7	25	.280	6	8	.750	25	0.9	29	2	9	41	1.5
2005-06	31	0	43	88	.489	13	35	.371	40	49	.816	60	1.9	92	1	10	139	4.5
2006-07	34	34	145	349	.415	53	141	.376	116	143	.811	130	3.8	249	2	52	459	13.5
2007-08	36	36	153	371	.412	58	182	.319	93	125	.744	110	3.1	293	4	50	457	12.7
TOTAL	128	70	355	852	.417	131	383	.342	255	325	.785	325	2.5	663	9	121	1096	8.6

35. LARRY HOROWITZ • 6-7, FORWARD • NORTH HOLLYWOOD, CALIF. • 1972-1975

Year	GP	GS	FG	FGA	Pct	3FG	3FGA	Pct	FT	FTA	Pct	Reb	Avg	Ast	Blk	Stl	Pts	Avg
1972-73	27	--	121	223	.543	--	--	--	47	71	.662	194	7.2	12	--	--	289	10.7
1973-74	27	--	152	264	.576	--	--	--	54	77	.701	165	6.1	21	--	--	358	13.3
1974-75	26	--	82	364	.500	--	--	--	73	113	.646	192	7.4	38	--	--	437	16.8
TOTAL	80	--	455	851	.535	--	--	--	174	261	.667	551	6.9	71	--	--	1084	13.6

36. TERRY HOLLAND • 6-7, FORWARD • CLINTON, N.C. • 1961-1964

Year	GP	GS	FG	FGA	Pct	3FG	3FGA	Pct	FT	FTA	Pct	Reb	Avg	Ast	Blk	Stl	Pts	Avg
1961-62	25	--	144	328	.439	--	--	--	105	136	.772	249	10.0	--	--	--	393	15.7
1962-63	27	--	120	227	.529	--	--	--	82	107	.766	210	7.8	--	--	--	322	11.9
1963-64	26	--	135	214	.631	--	--	--	82	117	.701	171	6.6	--	--	--	352	13.5
TOTAL	78	--	399	769	.519	--	--	--	269	360	.747	630	8.1	--	--	--	1067	13.7

37. BILL SHINN • 6-4, FORWARD • RALEIGH, N.C. • 1957-1961

Year	GP	GS	FG	FGA	Pct	3FG	3FGA	Pct	FT	FTA	Pct	Reb	Avg	Ast	Blk	Stl	Pts	Avg
1957-58	24	--	98	218	.450	--	--	--	56	70	.800	136	5.7	--	--	--	252	10.5
1958-59	--	--	126	318	.396	--	--	--	45	67	.672	--	--	--	--	--	297	12.3
1959-60	--	--	133	303	.439	--	--	--	53	67	.790	--	--	--	--	--	319	13.3
1960-61	22	--	87	190	.458	--	--	--	23	32	.719	80	3.6	--	--	--	197	9.0
TOTAL	--	--	444	1029	.431	--	--	--	177	236	.750	--	--	--	--	--	1065	23.2

37. WILL ARCHAMBAULT • 6-6, G-F • MONTREAL, QUEBEC • 2006-2010

Year	GP	GS	FG	FGA	Pct	3FG	3FGA	Pct	FT	FTA	Pct	Reb	Avg	Ast	Blk	Stl	Pts	Avg
2006-07	33	0	90	220	.409	58	160	.363	22	33	.667	91	2.8	28	5	14	260	7.9
2007-08	36	2	67	173	.387	26	92	.283	20	30	.667	63	1.8	28	5	8	180	5.0
2008-09	35	9	110	265	.415	51	148	.345	21	46	.457	149	4.3	54	5	21	292	8.3
2009-10	31	27	116	270	.430	51	135	.378	50	74	.676	148	4.8	60	10	12	333	10.7
TOTAL	135	38	383	928	.413	186	535	.348	113	183	.617	451	3.3	170	25	55	1065	7.9

39. MARK DONNELLY • 6-5, GUARD • SHREWSBURY, N.J. • 1993-1998

Year	GP	GS	FG	FGA	Pct	3FG	3FGA	Pct	FT	FTA	Pct	Reb	Avg	Ast	Blk	Stl	Pts	Avg
1993-94	30	0	37	81	.457	18	46	.391	12	16	.750	32	1.1	14	0	7	104	3.5
1995-96	28	3	55	144	.382	28	90	.311	33	44	.750	65	2.3	33	3	18	171	6.1
1996-97	27	27	121	294	.412	62	170	.365	48	61	.787	93	3.4	45	8	35	352	13.0
1997-98	30	30	150	376	.399	69	177	.390	68	98	.694	134	4.5	41	6	30	437	14.6
TOTAL	115	60	363	895	.406	177	483	.366	161	219	.735	324	2.8	133	17	90	1064	9.3

40. STEPHEN MARSHALL • 6-8, FORWARD • MIDLOTHIAN, VA. • 1996-2000

Year	GP	GS	FG	FGA	Pct	3FG	3FGA	Pct	FT	FTA	Pct	Reb	Avg	Ast	Blk	Stl	Pts	Avg
1996-97	18	0	39	71	.549	2	6	.333	23	32	.719	56	3.1	5	6	7	103	5.7
1997-98	30	25	102	203	.502	13	30	.433	70	94	.745	135	4.5	9	6	12	287	9.6
1998-99	27	19	84	161	.522	15	36	.417	46	56	.821	97	3.6	24	6	12	229	8.3
1999-00	28	28	163	275	.593	16	39	.410	102	147	.694	175	6.3	20	5	20	444	15.9
TOTAL	103	72	388	710	.546	46	111	.414	241	329	.733	463	4.5	58	23	51	1063	10.3

41. JOHN FALCONI • 6-5, GUARD • NEW YORK, N.Y. • 1971-1974

Year	GP	GS	FG	FGA	Pct	3FG	3FGA	Pct	FT	FTA	Pct	Reb	Avg	Ast	Blk	Stl	Pts	Avg
1971-72	21	--	138	264	.523	--	--	--	62	87	.713	82	3.9	57	--	--	338	16.1
1972-73	27	--	172	347	.496	--	--	--	80	106	.755	119	4.4	91	--	--	424	15.7
1973-74	20	--	106	204	.520	--	--	--	54	62	.871	84	4.2	59	--	--	266	13.3
TOTAL	68	--	416	815	.510	--	--	--	196	255	.769	285	4.2	207	--	--	1028	15.1



Will Archambault



Mark Donnelly



Stephen Marshall



John Falconi

1,000 POINT CLUB / INDIVIDUAL RECORDS



Quinn Harwood



Wayne Huckel



Chris Czerapowicz

42. QUINN HARWOOD • 6-9, FORWARD • RESTON, VA. • 1992-1996

Year	GP	GS	FG	FGA	Pct	3FG	3FGA	Pct	FT	FTA	Pct	Reb	Avg	Ast	Blk	Stl	Pts	Avg
1992-93	14	0	5	14	.357	2	6	.333	4	5	.800	9	0.6	3	1	1	16	1.1
1993-94	30	1	73	149	.490	14	39	.359	77	120	.642	145	4.8	35	5	39	237	7.9
1994-95	27	24	115	249	.462	30	80	.375	98	128	.766	191	7.1	58	8	48	358	13.3
1995-96	30	30	154	281	.548	18	48	.375	90	130	.692	167	5.6	52	15	44	416	13.9
TOTAL	101	55	347	693	.501	64	173	.370	269	383	.702	512	5.1	48	29	132	1027	10.2


43. WAYNE HUCKEL • 6-3, GUARD • CRANFORD, N.J. • 1966-1969

Year	GP	GS	FG	FGA	Pct	3FG	3FGA	Pct	FT	FTA	Pct	Reb	Avg	Ast	Blk	Stl	Pts	Avg
1966-67	27	--	153	314	.487	--	--	--	140	180	.778	119	4.4	--	--	--	446	16.5
1967-68	29	--	115	230	.500	--	--	--	103	146	.705	98	3.4	38	--	--	333	11.5
1968-69	30	--	91	210	.433	--	--	--	44	74	.595	94	3.1	51	--	--	226	7.5
TOTAL	86	--	359	754	.476	--	--	--	287	400	.718	311	3.6	--	--	--	1005	11.7

44. CHRIS CZERAPOWICZ • 6-7, GUARD • GOTHENBURG, SWEDEN • 2010-2014

Year	GP	GS	FG	FGA	Pct	3FG	3FGA	Pct	FT	FTA	Pct	Reb	Avg	Ast	Blk	Stl	Pts	Avg
2010-11	21	0	27	72	.375	16	55	.291	3	5	.600	40	1.9	6	3	4	73	3.5
2011-12	33	7	121	292	.414	66	193	.342	25	36	.694	162	4.9	23	14	7	333	10.1
2012-13	34	34	115	267	.431	60	154	.390	19	24	.792	170	5.0	18	6	13	309	9.1
2013-14	33	33	108	260	.415	30	104	.288	43	61	.705	142	4.3	23	11	15	289	8.8
TOTAL	121	74	371	891	.416	172	506	.340	90	126	.714	514	4.2	70	34	39	1004	8.3

1,000 POINT CLUB (TRANSFERS)



George "Buddy" Cheek
101 Games • 1,198



Brian Sullivan
65 Games • 1,140



Logan Kosmalki
61 Games • 1,032

CAREER SCORING

Most games with 40 or more points

- 6 Stephen Curry, 2006-09
- 4 Fred Hetzel, 1962-65

Most games with 30 or more points

- 30 Stephen Curry, 2006-09
- 24 John Gerdy, 1975-79

Consecutive games with 20 or more points

- 19 Stephen Curry, Jan. 14, 2009 to March 24, 2009
- 17 John Gerdy, Jan. 5, 1977 to Dec. 9, 1978

Consecutive games with double figures

- 76 John Gerdy, 1975-79
- 68 Stephen Curry, 2006-2008

INDIVIDUAL RECORDS



John Gerdy (center) was at Belk Arena to present Stephen Curry (left) with the game ball after Curry broke the Davidson all-time scoring record, held for 28 seasons by Gerdy.

SINGLE-GAME SCORING

Most Points Scored

- 53 Fred Hetzel (20 FG, 13 FT) vs. Furman, Dec. 8, 1964
- 47 John Gerdy vs. Canisius, Nov. 24, 1978 (in Charlotte)
- 46 Fred Hetzel vs. Jacksonville, Jan. 12, 1963
- 46 Dick Snyder vs. Ohio, Dec. 21, 1965
- 44 Stephen Curry (15 FG, 4 3FG, 10 FT) vs. NC State, Dec. 6, 2008
- 44 Stephen Curry (12 FG, 6 3FG, 14 FT) at Oklahoma, Nov. 18, 2008
- 43 Stephen Curry (11 FG, 5 3FG, 16 FT) vs. Appalachian State, March 7, 2009
- 41 Stephen Curry (11 FG, 5 3FG, 14 FT) vs. Chattanooga, Dec. 13, 2008
- 41 Stephen Curry (14 FG, 4 3FG, 9 FT) at UNC Greensboro, Feb. 13, 2008
- 41 Fred Hetzel vs. VMI, 1963-64
- 41 John Gerdy (16 FG, 9 FT) at Rutgers, Dec. 12, 1977
- 40 Stephen Curry (14 FG, 8 3FG 4 FT) vs. Gonzaga, March 21, 2008 (Raleigh, N.C.)*
- 40 Rich DiBenedetto (16 FG, 8 FT) vs. Wofford, Dec. 1, 1979
- 40 John Gerdy vs. Wake Forest, Feb. 16, 1977 (in Charlotte)
- 39 Stephen Curry (14 FG, 5 3FG, 6 FT) at Wofford, Feb. 12, 2009
- 39 Stephen Curry (11 FG, 6 3FG, 11 FT) vs. Elon, Jan. 14, 2009
- 39 Stephen Curry (13 FG, 5 3FG, 8 FT) vs. Florida Atlantic, Nov. 24, 2008
- 39 Hobby Cobb vs. Guilford, Feb. 1954
- 39 Derek Rucker (11 FG, 14 FT) vs. Chattanooga, Jan. 16, 1988
- 39 Terry Holland (14 FG, 11 FT) vs. Mississippi, Dec. 19, 1961 (Atlanta, Ga.)
- 39 Bill Jarman vs. George Washington, Dec. 11, 1961
- 39 Rodney Knowles (15 FG, 9 FT) vs. Rhode Island, March 7, 1966 (Blacksburg, Va.)

* NCAA Tournament

Most Points Scored - Home

- 53 Fred Hetzel (20 FG, 13 FT) vs. Furman, Dec. 8, 1964
- 47 John Gerdy vs. Canisius, Nov. 24, 1978 (in Charlotte)
- 46 Dick Snyder vs. Ohio, Dec. 21, 1965
- 44 Stephen Curry (15 FG, 4 3FG, 10 FT) vs. NC State, Dec. 6, 2008 (TWC Arena)

Most Points Scored - Away

- 44 Stephen Curry (12 FG, 6 3FG, 14 FT) at Oklahoma, Nov. 18, 2008
- 41 John Gerdy (16 FG, 9 FT) at Rutgers, Dec. 2, 1977
- 41 Stephen Curry (14 FG, 9 FT) at UNC Greensboro, Feb. 13, 2008

INDIVIDUAL RECORDS

Most Points Scored - Neutral Site

- 43 Stephen Curry (11 FG, 5 3FG, 16 FT) vs. Appalachian State, March 7, 2009
- 40 Stephen Curry (14 FG, 4 FT) vs. Gonzaga, March 21, 2008 (Raleigh, N.C.)
- 39 Terry Holland (14 FG, 11 FT) vs. Mississippi Dec. 19, 1961 (Atlanta, Ga.)
- 39 Rodney Knowles (15 FG, 9 FT) vs. Rhode Island March 7, 1966 (Blacksburg, Va.)

Most Points Scored - Half

- 31 Stephen Curry vs. Chattanooga, Dec. 13, 2008
- 30 Stephen Curry vs. Gonzaga, March 21, 2008 (Raleigh, N.C.)
- 28 Fred Hetzel vs. The Citadel, Feb. 21, 1964; vs. Furman, Dec. 8, 1964

Most Points Scored - Two Players

- 72 Terry Holland (39) and Bill Beermann (33) vs. Mississippi College, Dec. 19, 1961

Most Points Scored - By an Opponent

- 50 Frank Selvy, at Furman, Feb. 26, 1954
- 44 Donald Sims (13 FG, 13FT) vs. Appalachian State, Jan. 9, 2010
- 43 David Thompson (19 FG, 5 FT), vs. NC State, Dec. 21, 1974
- 43 Junior Braswell (15 FG, 6 FT), vs. Appalachian State, Feb. 22, 1997
- 41 Zam Fredrick (14 FG, 13 FT), at South Carolina, Jan. 24, 1981
- 41 Frankie King (14 FG, 6 FT), vs. Western Carolina, March 5, 1994
- 40 Stan Boskovich (12 FG, 16 FT), West Virginia, Feb. 1, 1975
- 39 Aron Stewart (15 FG, 9 FT), Richmond, Jan. 20, 1973
- 38 Wil Robinson (15 FG, 8 FT), West Virginia, Jan. 8, 1972
- 38 Aron Stewart (13 FG, 12 FT), Richmond, March 1, 1974
- 38 Adrian Dantley (12 FG, 14 FT), Notre Dame, Jan. 8, 1975
- 38 Gerry McNamara (11 FG, 8 FT), Syracuse, Dec. 18, 2005

Triple Doubles

- John Falconi vs. Loyola, Dec. 28, 1973 - 17 pts., 12 reb., 11 asst.

SINGLE-SEASON SCORING

Most Points Scored

1.	974	Stephen Curry (34 games)	2008-09
2.	931	Stephen Curry (36 games)	2007-08
3.	753	Dick Snyder (28 games)	1965-66
4.	739	Mike Maloy (30 games)	1968-69
5.	730	Stephen Curry (34 games)	2006-07
6.	721	John Gerdy (27 games)	1978-79
7.	709	Fred Hetzel (26 games)	1963-64
8.	689	Fred Hetzel (26 games)	1964-65
9.	670	John Gerdy (26 games)	1977-78
10.	634	Fred Hetzel (27 games)	1962-63

Most Points Scored by a Freshman

- 730 Stephen Curry, 2006-07

Most Points Scored by a Sophomore

- 931 Stephen Curry, 2007-08
- 634 Fred Hetzel, 1962-63

Most Points Scored by a Junior

- 974 Stephen Curry, 2008-09
- 739 Mike Maloy, 1968-69

Most Points Scored by a Senior

- 753 Dick Snyder, 1965-66

Games with 30 or more points

- 15 Stephen Curry, 2008-09
- 11 Stephen Curry, 2007-08
- 10 John Gerdy, 1977-78
- 10 Dick Snyder, 1965-66

Games with 40 or more points

- 4 Stephen Curry, 2008-09
- 3 Fred Hetzel, 1963-64

INDIVIDUAL RECORDS

SINGLE-SEASON SCORING (Continued)

Scoring Average (Min. 20 Games Played)

1.	28.6	Stephen Curry (34 games)	2008-09
2.	27.3	Fred Hetzel (26 games)	1963-64
3.	26.9	Dick Snyder (28 games)	1965-66
4.	26.7	John Gerdy (27 games)	1978-79
5.	26.5	Fred Hetzel (26 games)	1964-65
6.	25.9	Stephen Curry (36 games)	2007-08
7.	25.8	John Gerdy (26 games)	1977-78
8.	24.6	Mike Maloy (30 games)	1968-69
9.	23.5	Fred Hetzel (27 games)	1962-63
10.	23.2	John Gerdy (27 games)	1976-77



In addition to Stephen Curry, Fred Hetzel (left) and John Gerdy (right) are the only other players in school history to post a scoring average higher than 20 points per game for their careers.

SINGLE-GAME SHOOTING

Scoring Average (Min. 60 Games Played)

1.	25.7	Fred Hetzel (79 games)	1962-65
2.	25.3	Stephen Curry (104 games)	2006-09
3.	23.4	John Gerdy (106 games)	1975-79
4.	21.2	Dick Snyder (80 games)	1963-66
5.	19.3	Mike Maloy (86 games)	1967-70
6.	18.8	Semi Mintz (73 games)	1955-59
7.	18.1	Dave Hollingsworth (70 games)	1955-59
8.	17.8	Bill Jarman (75 games)	1960-63
9.	17.0	Derek Rucker (115 games)	1984-88
10.	16.8	Hobby Cobb (85 games)	1952-56

Most Field Goals Made

20	Fred Hetzel (att. 28) vs. Furman, Dec. 8, 1964
20	Dick Snyder (att. 26) vs. Ohio, Dec. 21, 1965

Most Field Goals Attempted

33	Stephen Curry (made 15) vs. NC State, Dec. 6, 2008
32	John Gerdy (made 16) vs. VMI, Feb. 14, 1977

Highest Field Goal Percentage (Min. 10 Made)

.923	Todd Haynes (12 of 13) vs. South Carolina, Feb. 7, 1979
------	---

Most 3-Pt Field Goals Made

9	Stephen Curry vs. Colby Coll., Nov. 21, 2006; at Appalachian St., Nov. 26, 2007
---	---

Most 3-Pt Field Goals Attempted

20	Stephen Curry vs. Colby, Nov. 21, 2006
----	--

INDIVIDUAL RECORDS

SINGLE-GAME SHOOTING (Continued)

Highest 3-Pt Percentage (Min. 6 Made)

1.000 Jason Morton (6 of 6) at The Citadel, Feb. 13, 2006

Most Free Throws Made

23 Bill Jarman (att. 27) vs. George Washington, Dec. 11, 1961

Most Free Throws Attempted

27 Bill Jarman (made 23) vs. George Washington, Dec. 11, 1961

Highest Free Throw Percentage (Min. 11 Made)

1.000 Stephen Curry (14 of 14) at Oklahoma, Nov. 18, 2008

1.000 Mike Maloy (13 of 13) vs. St. John's, March 13, 1969

1.000 Stephen Curry (13 of 13) vs. Western Michigan, Dec. 30, 2006

1.000 Yanko Narat (12 of 12) vs. Western Carolina, Jan. 5, 1994

1.000 Kenny Grant (11 of 11) at Princeton, Jan. 2, 2005

Consecutive Free Throws Made

18 Bill Jarman (23 of 27) vs. George Washington, Dec. 11, 1961

SINGLE-SEASON SHOOTING

Most Field Goals Made

1.	317	Stephen Curry (36 games)	2007-08
2.	312	Stephen Curry (34 games)	2008-09
3.	292	John Gerdy (26 games)	1977-78
4.	289	John Gerdy (27 games)	1978-79
5.	284	Dick Snyder (28 games)	1965-66
6.	273	Fred Hetzel (26 games)	1964-65
	273	Fred Hetzel (26 games)	1963-64
8.	270	Mike Maloy (30 games)	1968-69
9.	264	John Gerdy (27 games)	1976-77
10.	245	Fred Hetzel (27 games)	1962-63

Most Field Goals Attempted

1.	687	Stephen Curry (34 games)	2008-09
2.	656	Stephen Curry (36 games)	2007-08
3.	554	Mike Maloy (30 games)	1968-69
4.	549	John Gerdy (27 games)	1978-79
5.	539	John Gerdy (26 games)	1977-78
6.	532	John Gerdy (27 games)	1976-77
7.	523	Stephen Curry (34 games)	2006-07
8.	504	Dick Snyder (28 games)	1965-66
9.	498	Fred Hetzel (26 games)	1963-64
10.	471	Fred Hetzel (26 games)	1964-65

Highest Field Goal Percentage (min. 100 Made)

1.	.671	George Spain (141-210)	1994-95
2.	.643	George Spain (133-207)	1993-94
3.	.631	Terry Holland (135-214)	1963-64
4.	.620	Rich DiBenedetto (181-292)	1979-80
5.	.614	Jeff Himes (196-319)	1986-87
6.	.600	Rich DiBenedetto (120-200)	1977-78
7.	.596	Pat Hickert (136-228)	1977-78
8.	.593	Stephen Marshall (163-275)	1999-00
9.	.590	Jordan Barham (148-251)	2014-15
10.	.586	De'Mon Brooks (173-295)	2013-14

INDIVIDUAL RECORDS

Most 3-pt Field Goals Made

1.	162*	Stephen Curry (36 games)	2007-08
2.	130	Stephen Curry (34 games)	2008-09
3.	122	Stephen Curry (34 games)	2006-07
4.	91	Tyler Kalinoski (32 games)	2014-15
5.	90	Brian Sullivan (33 games)	2013-14
6.	89	Brendan Winters (32 games)	2004-05
7.	85	Brendan McKillop (32 games)	2010-11
8.	84	Peter Anderer (31 games)	2001-02
9.	83	Brian Sullivan (32 games)	2014-15
10.	81	Derek Rucker (28 games)	1987-88

* NCAA Record

Most 3-pt Field Goals Attempted

1.	369	Stephen Curry (36 games)	2007-08
2.	336	Stephen Curry (34 games)	2008-09
3.	299	Stephen Curry (34 games)	2006-07
4.	237	Brian Sullivan (33 games)	2013-14
5.	235	Brendan McKillop (32 games)	2010-11
6.	234	Brian Sullivan (32 games)	2014-15
7.	215	Tyler Kalinoski (32 games)	2014-15
8.	211	Brendan McKillop (31 games)	2009-10
9.	205	Brendan Winters (32 games)	2004-05
10.	199	Derek Rucker (28 games)	1987-88

Highest 3-pt Field Goal Percentage (min. 50 Made)

1.	.497	Derek Rucker (73-147)	1986-87
2.	.455	Tyler Kalinoski (61-134)	2013-14
3.	.454	Peter Anderer (84-185)	2001-02
4.	.452	Peter Anderer (57-126)	2002-03
5.	.439	Stephen Curry (162-369)	2007-08
6.	.435	Matt McKillop (67-154)	2003-04
7.	.434	Brendan Winters (89-205)	2004-05
8.	.427	Janko Narat (53-124)	1991-92
9.	.425	Jack Gibbs (54-127)	2014-15
10.	.423	Tyler Kalinoski (91-215)	2014-15

Most Free Throws Made

1.	220	Stephen Curry (34 games)	2008-09
2.	199	Mike Maloy (30 games)	1968-69
3.	185	Dick Snyder (28 games)	1965-66
4.	166	Bill Jarman (25 games)	1961-62
5.	163	Fred Hetzel (26 games)	1963-64
	163	Semi Mintz (26 games)	1956-57
	163	Janko Narat (30 games)	1993-94
8.	154	De'Mon Brooks (27 games)	2013-14
9.	151	Jeff Himes (30 games)	1986-87
10.	144	Jeff Himes (27 games)	1987-88
	144	Fred Hetzel (27 games)	1962-63

Most Free Throws Attempted

1.	273	Mike Maloy (30 games)	1968-69
2.	251	Stephen Curry (34 games)	2008-09
3.	232	Dick Snyder (28 games)	1965-66
4.	226	Bill Jarman (25 games)	1961-62
5.	216	Hobby Cobb (24 games)	1955-56
6.	214	Jeff Himes (30 games)	1986-87

INDIVIDUAL RECORDS

SINGLE-SEASON SHOOTING

Most Free Throws Attempted (Continued)

7.	211	Fred Hetzel (26 games)	1963-64
8.	207	De'Mon Brooks (27 games)	2013-14
9.	204	Semi Mintz (26 games)	1956-57
10.	202	Rich DiBenedetto (25 games)	1979-80

Highest Free Throw Percentage (Min. 60 made)

1.	.935	Nik Cochran (116-124)	2012-13
2.	.913	John Gullickson (63-69)	1980-81
3.	.894	Stephen Curry (135-151)	2007-08
4.	.891	Bobby Lane (82-92)	1965-66
5.	.888	Derek Rucker (103-116)	1985-86
6.	.886	Nik Cochran (124-140)	2011-12
7.	.882	Semi Mintz (105-119)	1957-58
8.	.881	Nik Cochran (89-101)	2010-11
9.	.876	Stephen Curry (220-251)	2008-09
	.876	Jake Cohen (141-161)	2011-12

Consecutive Free Throws Made in a Season

41	Stephen Curry, 2007-08 (2 vs. Wofford, 6 vs. Chattanooga, 9 vs. Elon, 6 vs. Charleston, 9 vs. UNCG, 5 vs. Furman, 4 vs. UNCG)
37	Brendan Winters, 2005-06 (2 vs. UMass, 9 vs. St. Joe's, 4 at UNCC, 2 at App. State, 6 vs. Missouri, 6 vs. Catholic, 2 vs. St. Mary's 6, at Syracuse)



Jake Cohen (left) and JP Kuhlman (right) finished their standout careers ranked among Davidson's greats in a number of statistical categories.

CAREER SHOOTING

Most Field Goals Made

1.	1052	John Gerdy (106 games)	1975-79
2.	871	Stephen Curry (104 games)	2006-09
3.	791	Fred Hetzel (79 games)	1962-65
4.	703	Derek Rucker (115 games)	1984-88
5.	675	Dick Snyder (80 games)	1963-66
6.	647	De'Mon Brooks (125 games)	2010-14
7.	611	Jake Cohen (131 games)	2009-13
8.	615	Mike Maloy (86 games)	1967-70
9.	609	Brendan Winters (118 games)	2002-06
10.	596	Kenny Wilson (111 games)	1980-84

INDIVIDUAL RECORDS

Most Field Goals Attempted

1.	2057	John Gerdy (106 games)	1975-79
2.	1866	Stephen Curry (104 games)	2006-09
3.	1429	Fred Hetzel (79 games)	1962-65
4.	1394	Derek Rucker (115 games)	1984-88
5.	1375	Brendan Winters (118 games)	2002-06
6.	1260	Jake Cohen (131 games)	2009-13
7.	1247	Mike Maloy (86 games)	1967-70
8.	1213	Dick Snyder (80 games)	1963-66
9.	1209	De'Mon Brooks (125 games)	2010-14
10.	1178	Brandon Williams (112 games)	1992-96

Highest Field Goal Percentage (min. 390 made)

1.	.602	Rich DiBenedetto (442-734)	1977-81
2.	.575	Jeff Himes (582-1012)	1984-88
3.	.556	Dick Snyder (675-1213)	1963-66
4.	.554	Fred Hetzel (791-1429)	1962-65
5.	.535	De'Mon Brooks (647-1209)	2010-14
	.535	Larry Horowitz (455-851)	1972-75
7.	.534	Kenny Wilson (596-1117)	1980-84
8.	.526	Ian Johnson (595-1131)	2002-06
9.	.525	Detlef Musch (538-1025)	1989-93
10.	.519	Terry Holland (399-769)	1961-64
	.519	Jamie Hall (482-929)	1978-82

Most 3-pt Field Goals Made

1.	414	Stephen Curry (104 games)	2006-09
2.	268	Brendan Winters (118 games)	2002-06
3.	243	Tyler Kalinoski (132 games)	2011-15
4.	223	Matt McKillop (117 games)	2002-06
5.	216	Brendan McKillop (117 games)	2007-11
6.	190	Peter Anderer (91 games)	1999-03
7.	186	Will Archambault (135 games)	2006-10
8.	185	Bryant Barr (135 games)	2006-10
9.	184	Jason Zimmerman (115 games)	1990-94
10.	177	Mark Donnelly (115 games)	1993-98

Most 3-pt Field Goals Attempted

1.	1004	Stephen Curry (104 games)	2006-09
2.	661	Brendan Winters (118 games)	2002-06
3.	623	Tyler Kalinoski (132 games)	2011-15
4.	578	Brendan McKillop (117 games)	2007-11
5.	567	Matt McKillop (117 games)	2002-06
6.	535	Will Archambault (104 games)	2006-10
7.	506	Chris Czerapowicz (121 games)	2010-14
8.	505	Bryant Barr (104 games)	2006-10
9.	483	Mark Donnelly (115 games)	1993-98
10.	471	Brian Sullivan (65 games)	2013-pr.

Highest 3-pt Field Goal Percentage (min. 120 made)

1.	.445	Derek Rucker (154-346)	1984-88
2.	.434	Peter Anderer (190-438)	1999-03
3.	.412	Stephen Curry (414-1004)	2006-09
4.	.405	Brendan Winters (268-661)	2002-06
5.	.400	Nik Cochran (155-387)	2009-13
6.	.397	Jason Zimmerman (184-463)	1990-94
7.	.393	Matt McKillop (223-567)	2002-06

INDIVIDUAL RECORDS

Highest 3-pt Field Goal Percentage (*Continued*)

8.	.390	Tyler Kalinoski (243-623)	2011-15
9.	.374	Jason Morton (122-326)	2003-06
	.374	Brendan McKillop (216-578)	2007-11

Most Free Throws Made

1.	479	Stephen Curry (104 games)	2006-09
2.	450	Fred Hetzel (79 games)	1962-65
3.	451	Jake Cohen (131 games)	2009-13
4.	434	Hobby Cobb (85 games)	1952-56
5.	431	Mike Maloy (86 games)	1967-70
6.	430	De'Mon Brooks (125 games)	2010-14
7.	426	Jeff Himes (118 games)	1984-88
8.	406	Brendan Winters (118 games)	2002-06
9.	401	Semi Mintz (73 games)	1955-59
10.	392	Derek Rucker (115 games)	1984-88

Most Free Throws Attempted

1.	620	Mike Maloy (86 games)	1967-70
2.	616	Hobby Cobb (85 games)	1952-56
3.	596	Jeff Himes (118 games)	1984-88
4.	490	De'Mon Brooks (125 games)	2010-14
5.	570	Fred Hetzel (79 games)	1962-65
6.	560	Jake Cohen (131 games)	2009-13
7.	547	Stephen Curry (104 games)	2006-09
8.	536	Kenny Wilson (111 games)	1980-84
9.	517	Bill Jarman (75 games)	1960-63
10.	509	Brendan Winters (118 games)	2002-06

Highest Free Throw Percentage (min. 200 made)

1.	.892	Nik Cochran (358-401)	2009-13
2.	.876	Stephen Curry (479-547)	2006-09
3.	.835	Jerry Kroll (313-375)	1967-70
4.	.834	Derek Rucker (392-470)	1984-88
5.	.815	Semi Mintz (401-492)	1955-59
	.815	Jason Zimmerman (246-302)	1990-94
7.	.807	Dick Snyder (343-425)	1963-66
	.807	Janko Narat (351-435)	1990-94
9.	.805	Jake Cohen (451-560)	2009-13
	.805	Todd Haynes (297-369)	1977-81



In addition to finishing his career as Davidson's single-season/all-time leader in free-throw percentage, Nik Cochran led the country in 2012-13, making 93.5 percent of his attempts.

INDIVIDUAL RECORDS

Highest 3-pt Field Goal Percentage (Continued)

8.	.390	Tyler Kalinoski (243-623)	2011-15
9.	.374	Jason Morton (122-326)	2003-06
	.374	Brendan McKillop (216-578)	2007-11

REBOUNDING

Most Rebounds in a Game

27	Fred Hetzel vs. Furman, Feb. 8, 1964
26	Mike Maloy vs. Virginia Tech, Feb. 7, 1970
25	Fred Hetzel vs. The Citadel, Feb. 23, 1963
24	Hobby Cobb vs. Catawba, Dec. 6, 1955
23	Rodney Knowles vs. Fordham, Dec. 29, 1966
23	Mike Maloy vs. St. Joseph's (Pa.), Feb. 4, 1967
23	Mike Maloy vs. St. Joseph's (Pa.), Feb. 14, 1968
23	Mike Maloy vs. Holy Cross, Dec. 29, 1969
23	Rodney Knowles vs. Fordham, Dec. 29, 1966
22	Dick Snyder vs. Richmond, 1965-66
22	Fred Hetzel vs. Presbyterian, Jan. 16, 1965
22	Fred Hetzel vs. Wake Forest, Jan. 30, 1965

Most Rebounds in a Season

1.	429	Mike Maloy	1968-69
2.	384	Fred Hetzel	1964-65
3.	359	Fred Hetzel	1962-63
4.	351	Fred Hetzel	1963-64
5.	343	Mike Maloy	1969-70
6.	339	Mike Maloy	1967-68
7.	323	Rodney Knowles	1966-67
	323	Hobby Cobb	1955-56
9.	306	Andrew Lovedale	2008-09
10.	287	Doug Cook	1968-69

Highest Rebounding Average in a Season (min. 20 games)

1.	14.8	Fred Hetzel (26 games)	1964-65
2.	14.3	Mike Maloy (30 games)	1968-69
3.	13.5	Fred Hetzel (26 games)	1963-64
	13.5	Hobby Cobb (24 games)	1955-56
5.	13.3	Fred Hetzel (27 games)	1962-63
6.	12.7	Mike Maloy (27 games)	1969-70
7.	12.0	Rodney Knowles (27 games)	1966-67
8.	11.7	Mike Maloy (29 games)	1967-68
9.	11.6	Hobby Cobb (22 games)	1953-54
10.	11.2	Bill Jarman (25 games)	1961-62

Most Rebounds in a Career

1.	1111	Mike Maloy	1967-70
2.	1094	Fred Hetzel	1962-65
3.	877	Landry Kosmalski (313o-564d)	1996-00
4.	836	Hobby Cobb	1952-56
5.	804	Rodney Knowles	1965-68
6.	765	De'Mon Brooks (275o-490d)	2010-14
7.	758	Bill Jarman	1960-63
8.	752	Andrew Lovedale (248o-504d)	2005-09
9.	751	Jamie Hall	1978-82
10.	747	Jake Cohen (232o-515d)	2009-13
11.	724	Doug Cook	1967-70
12.	719	Boris Meno (234o-485d)	2004-08

INDIVIDUAL RECORDS

Most Rebounds in a Career (Continued)

13.	691	Detlef Musch (135o-556d)	1989-93
14.	661	Jeff Himes	1984-88
15.	648	Dick Snyder	1963-66
16.	635	Rich DiBenedetto	1977-81
17.	631	Ian Johnson (205o-426d)	2002-06
18.	630	Terry Holland	1961-64
19.	627	Conor Grace (193o-434d)	2001-05
20.	613	Thomas Sander (243o-370d)	2004-08
	613	Brendan Winters (180o-433d)	2002-06
22.	601	Janko Narat (91o-510d)	1990-94
23.	591	Brandon Williams (108o-483d)	1992-96
24.	573	Steve Rossiter (213o-360d)	2005-10
25.	571	Dave Hollingsworth	1955-59
26.	557	Kenny Wilson	1980-84
27.	556	Pat Hickert	1975-79
28.	553	Gerry Born	1982-86
29.	551	Larry Horowitz	1972-75
30.	518	Eric Minkin	1969-72


Highest Rebounding Average in a Career (min. 60 games)

1.	13.8	Fred Hetzel (79 games)	1962-65
2.	12.9	Mike Maloy (86 games)	1967-70
3.	10.1	Bill Jarman (75 games)	1960-63
4.	9.8	Hobby Cobb (85 games)	1952-56
5.	9.6	Rodney Knowles (84 games)	1965-68
6.	8.6	Doug Cook (84 games)	1967-70
7.	8.2	Dave Hollingsworth (70 games)	1955-59

ASSISTS

Most Assists in a Game

19	Jason Richards vs. Mount Saint Mary College, Dec. 15, 2006
17	Mike Sorrentino vs. Appalachian St., Dec. 17, 1971
17	Chris Dodds vs. Wofford, Nov. 26, 1977
16	Jason Richards vs. Colby College, Nov. 21, 2006



Jason Richards, the school's all-time leader in assists, led the nation in total assists and assists per game in 2007-08.

INDIVIDUAL RECORDS

ASSISTS (Continued)

Most Assists in a Season

1.	293	Jason Richards	2007-08
2.	249	Jason Richards	2006-07
3.	208	Kenny Grant	2005-06
4.	203	Chris Dodds	1977-78
5.	193	Ali Ton	1997-98
6.	190	Ali Ton	1998-99
	190	Ali Ton	1996-97
8.	189	Stephen Curry	2008-09
9.	187	Malcolm McLean	1951-52
10.	178	Kenny Grant	2004-05

Highest Average Assists in a Season (min. 20 games)

1.	8.1	Jason Richards (36 games)	2007-08
2.	7.6	Ali Ton (25 games)	1998-99
3.	7.5	Chris Dodds (27 games)	1977-78
	7.5	Malcolm McLean (25 games)	1951-52
5.	7.3	Jason Richards (34 games)	2006-07
6.	6.8	Ali Ton (28 games)	1996-97
7.	6.7	Kenny Grant (31 games)	2005-06
8.	6.4	Ali Ton (30 games)	1997-98
9.	5.6	Kenny Grant (32 games)	2004-05
	5.6	Stephen Curry (34 games)	2008-09

Most Assists in a Career

1.	663	Jason Richards	2004-08
2.	646	Ali Ton	1995-99
3.	542	Chris Alpert	1992-96
4.	479	Kenny Grant	2002-06
5.	436	Derek Rucker	1984-88
6.	428	John Carroll	1979-83
7.	412	JP Kuhlman	2009-13
8.	388	Stephen Curry	2006-09
9.	370	Ernie Reigel	1976-80
10.	365	Michael Bree	1998-02
11.	360	Jason Zimmerman	1990-94
12.	355	Mike Sorrentino	1971-74
13.	345	Chris Heineman	1983-87
14.	344	Wayne Bernard	1999-03
15.	336	Tyler Kalinoski	2011-15
16.	323	Dave Moser	1966-69
17.	318	Nik Cochran	2009-13
18.	315	Tom Droney	2010-14
19.	271	Jay Powell	1972-76
20.	254	Brendan McKillop	2007-11

Highest Average Assists in a Career (min. 60 games)

1.	5.7	Ali Ton (113 games)	1995-99
2.	5.3	Kenny Grant (91 games)	2002-06
3.	5.2	Jason Richards (128 games)	2004-08
4.	4.7	Chris Alpert (115 games)	1992-96
5.	4.3	Mike Sorrentino (82 games)	1971-74
6.	3.9	John Carroll (109 games)	1979-83
7.	3.8	Derek Rucker (115 games)	1984-88
	3.8	Dave Moser (86 games)	1966-69
9.	3.7	Stephen Curry (104 games)	2006-09
10.	3.5	Wayne Bernard (99 games)	1999-03
	3.5	Ernie Reigel (107 games)	1976-80

INDIVIDUAL RECORDS

BLOCKED SHOTS

Most Blocked Shots in a Game

8	Tom Dore vs. Wofford, Dec. 1, 1975
7	Jamie Hall vs. Wofford, Dec. 1, 1979
7	Martin Ides vs. The Citadel, Feb. 19, 2001
7	Jake Cohen vs. Western Carolina, March 5, 2012

Most Blocked Shots in a Season

1.	56	Jake Cohen	2012-13
2.	55	Jake Cohen	2011-12
3.	54	Andrew Lovedale	2008-09
4.	51	Chris Pearson	2000-01
5.	49	Jamie Hall	1978-79
	49	Jake Cohen	2010-11
7.	43	Chris Pearson	2001-02
8.	41	Pat Hickert	1976-77
	41	Jamie Hall	1979-80
10.	37	Pat Hickert	1977-78
	37	Jamie Hall	1980-81
	37	Jake Cohen	2009-10

Highest Average Blocks in a Season (min. 20 games)

1.	1.8	Jamie Hall (27 games)	1978-79
2.	1.7	Jamie Hall (24 games)	1979-80
	1.7	Jake Cohen (33 games)	2011-12
4.	1.6	Jake Cohen (34 games)	2012-13
	1.6	Chris Pearson (32 games)	2000-01
6.	1.5	Pat Hickert (27 games)	1976-77
	1.5	Jamie Hall (25 games)	1980-81
	1.5	Andrew Lovedale (35 games)	2008-09
	1.5	Jake Cohen (33 games)	2010-11
10.	1.4	Chris Pearson (31 games)	2001-02
	1.4	Pat Hickert (27 games)	1977-78

Most Blocked Shots in a Career

1.	197	Jake Cohen	2009-13
2.	159	Jamie Hall	1978-82
3.	109	Andrew Lovedale	2005-09
4.	107	Detlef Musch	1989-93
5.	98	Chris Pearson	1999-02
6.	97	Pat Hickert	1975-79
7.	89	Boris Meno	2004-08
8.	86	Brandon Williams	1992-96
9.	74	Martin Ides	1998-02
10.	71	Anthony Tanner	1983-87
	71	De'Mon Brooks	2010-14

Highest Average Blocks in a Career (min. 60 games)

1.	1.5	Jake Cohen (131 games)	2009-13
	1.5	Jamie Hall (105 games)	1978-82
3.	1.2	Chris Pearson (79 games)	1999-02
4.	0.9	Detlef Musch (113 games)	1989-93
	0.9	Pat Hickert (104 games)	1975-79
6.	0.8	Brandon Williams (112 games)	1992-96
	0.8	Andrew Lovedale (130 games)	2005-09
8.	0.7	Martin Ides (103 games)	1998-02
	0.7	Boris Meno (125 games)	2004-08
	0.7	Nick Booker (85 games)	2000-04

INDIVIDUAL RECORDS



Max Paulhus Gosselin, the 2009 SoCon Defensive Player of the Year, ranks fifth on Davidson's list for career steals.

STEALS

Most Steals in a Game

11	Ali Ton vs. Tufts, Nov. 29, 1997
9	Stephen Curry vs. Guilford, Nov. 14, 2008
8	Max Paulhus Gosselin vs. Guilford, Nov. 14, 2008

Most Steals in a Season

1.	86	Stephen Curry	2008-09
2.	73	Stephen Curry	2007-08
3.	71	Ali Ton	1998-99
4.	69	Derek Rucker	1987-88
5.	67	Derek Rucker	1985-86
6.	66	Ali Ton	1997-98
7.	63	Derek Rucker	1984-85
8.	62	Stephen Curry	2006-07
9.	60	Anthony Tanner	1986-87
10.	57	Ray Minlend	1995-96

Highest Average Steals in a Season (min. 20 games)

1.	2.8	Ali Ton (25 games)	1998-99
2.	2.5	Derek Rucker (28 games)	1987-88
	2.5	Stephen Curry (34 games)	2008-09
4.	2.2	Bruce Elder (20 games)	1988-89
	2.2	Ali Ton (30 games)	1997-98
	2.2	Derek Rucker (31 games)	1985-86
7.	2.1	Derek Rucker (30 games)	1984-85
8.	2.0	Narcisse Ewodo (27 games)	1996-97
	2.0	Stephen Curry (36 games)	2007-08
	2.0	Anthony Tanner (30 games)	1986-87
	2.0	Derek Rucker (26 games)	1986-87

Most Steals in a Career

1.	250	Derek Rucker	1984-88
2.	222	Ali Ton	1995-99
3.	221	Stephen Curry	2006-09
4.	174	Chris Alpert	1992-96
5.	149	Max Paulhus Gosselin	2005-09
6.	144	Wayne Bernard	1999-03
7.	143	Michael Bree	1998-02

INDIVIDUAL RECORDS

Most Steals in a Career (Continued)

8.	138	Anthony Tanner	1983-87
9.	132	Quinn Harwood	1992-96
10.	125	Narcisse Ewodo	1994-97
11.	124	Tyler Kalinoski	2011-15
12.	121	Jason Richards	2004-08
	121	Landry Kosmalski	1996-00
14.	120	JP Kuhlman	2009-13
15.	116	Brandon Williams	1992-96
	116	John Carroll	1979-83
17.	112	Chris Heineman	1983-87
18.	109	Jamie Hall	1978-82
19.	105	Ernie Reigel	1976-80
20.	103	Janko Narat	1990-94

Highest Average Steals in a Career (min. 60 games)

1.	2.2	Derek Rucker (115 games)	1984-88
2.	2.1	Stephen Curry (104 games)	2006-09
3.	2.0	Ali Ton (113 games)	1995-99
4.	1.5	Chris Alpert (115 games)	1992-96
	1.5	Narcisse Ewodo (83 games)	1994-97
	1.5	Wayne Bernard (99 games)	1999-03
7.	1.3	Michael Bree (109 games)	1998-02
	1.3	Quinn Harwood (101 games)	1992-96
	1.3	Anthony Tanner (110 games)	1983-87
	1.3	Max Paulhus Gosselin (118 games)	2005-09



Will Archambault (left) and Bryant Barr (right) played the most games in school history with each seeing action in 135 contests over their four-year careers.

PARTICIPATION

Most Games Played in a Season

1.	36	Bryant Barr	2007-08
	36	Will Archambault	2007-08
	36	Jason Richards	2007-08
	36	Stephen Curry	2007-08
	36	Andrew Lovedale	2007-08
	36	Steve Rossiter	2007-08
	36	Boris Meno	2007-08

INDIVIDUAL RECORDS

Most Games Started in a Season

1.	36	Jason Richards	2007-08
	36	Stephen Curry	2007-08
3.	35	Thomas Sander	2007-08
	35	Steve Rossiter	2008-09
	35	Andrew Lovedale	2008-09
6.	34	Nik Cochran	2012-13
	34	Jake Cohen	2012-13
	34	Max Paulhus Gosselin	2007-08
	34	Jason Richards	2006-07
	34	Max Paulhus Gosselin	2008-09
	34	Stephen Curry	2008-09

Highest Average Minutes Played in a Season

1.	39.2	John Gerdy (27 games)	1976-77
2.	38.5	Marvin Lively (27 games)	1976-77
3.	38.3	Ernie Reigel (27 games)	1976-77
4.	38.2	Rod Owens (27 games)	1976-77
5.	37.9	Kenny Wilson (28 games)	1983-84
	37.9	Pat Hickert (27 games)	1976-77
7.	37.6	John Gerdy (26 games)	1977-78
8.	37.0	Derek Rucker (28 games)	1987-88
	37.0	Kenny Wilson (29 games)	1981-82
10.	36.4	Cliff Tribus (29 games)	1981-82

Most Games Played in a Career

1.	135	Will Archambault	2006-10
	135	Bryant Barr	2006-10
3.	134	Steve Rossiter	2005-10
4.	132	Tom Droney	2010-14
5.	132	Tyler Kalinoski	2011-15
5.	131	Jake Cohen	2009-13
6.	130	Andrew Lovedale	2005-09

Most Games Started in a Career

1.	123	Jake Cohen	2009-13
2.	121	JP Kuhlman	2009-13
3.	115	Brendan Winters	2002-06
4.	112	Landry Kosmalski	1996-00
5.	111	Chris Alpert	1992-96
	111	Derek Rucker	1984-88
7.	110	Detlef Musch	1989-93
8.	108	Janko Narat	1990-94
9.	105	Jay Schmitt	1986-90
10.	103	Jeff Himes	1984-88
	103	Stephen Curry	2006-09

Highest Average Minutes Played in a Career (Min. 70 games)

1.	36.0	John Gerdy (106 games)	1975-79
2.	34.7	Derek Rucker (115 games)	1984-88
3.	32.8	Kenny Wilson (111 games)	1980-84
4.	32.6	Stephen Curry (104 games)	2006-09
5.	32.2	Brendan Winters (118 games)	2002-06
6.	32.0	Jamie Hall (105 games)	1978-82
7.	31.7	JP Kuhlman (128 games)	2009-13
8.	30.0	Ernie Reigel (107 games)	1976-80
9.	29.5	Rich DiBenedetto (78 games)	1977-81
	29.5	John Carroll (109 games)	1979-83

TEAM RECORDS

SINGLE-GAME SCORING

Most Points Scored

137	vs. Warren Wilson, Dec. 9, 1991
130	vs. Presbyterian, Jan. 18, 1965
129	vs. VMI, Feb. 1, 1964
126	vs. George Washington, Feb. 9, 1969

Most Points Scored at Home

137	vs. Warren Wilson, Dec. 9, 1991
-----	---------------------------------

Most Points Scored Away

111	vs. William & Mary, Feb. 4, 1964
-----	----------------------------------

Most Points Scored in a Half

72	vs. Warren Wilson, Dec. 9, 1991
----	---------------------------------

Most Points Scored in a Loss

109	vs. Central Connecticut, Nov. 23, 1990
-----	--

Most Points Scored by an Opponent

129	Central Connecticut, Nov. 23, 1990
-----	------------------------------------

Most Points Scored Combined

238	vs. Central Connecticut, Nov. 23, 1990 (DAV 109, CCSU, 129)
-----	--

Fewest Points Allowed (Modern Era)

33	vs. Maine Farmington, Nov. 24, 2004
36	vs. Furman, Feb. 20, 2013
37	vs. Fredonia State, Nov. 25, 2009
39	vs. St. Joseph's (Maine), Dec. 30, 2010
41	vs. Carnegie Mellon, Nov. 30, 2000
42	vs. Sewanee, Dec. 17, 2004
43	vs. East Tennessee State, March 1, 1996
43	vs. Furman, Jan. 21, 2009

Fewest Points Allowed in a Half (Modern Era)

6	vs. Erskine, Dec. 10, 1983
---	----------------------------

SINGLE-SEASON SCORING

Most Points Scored

1.	2803 (36 games)	2007-08
2.	2765 (34 games)	2006-07
3.	2724 (35 games)	2008-09
4.	2613 (30 games)	1968-69
5.	2571 (33 games)	2011-12

Scoring Average

1.	89.3 (26 games)	1963-64
2.	88.5 (26 games)	1964-65
3.	87.1 (30 games)	1968-69
4.	85.1 (27 games)	1972-73
5.	84.3 (30 games)	1995-96

Fewest Points Allowed

1.	1,265 (26 games)	1948-49
2.	1,376 (28 games)	1947-48

3.	1,538 (21 games)	1952-53
4.	1,555 (24 games)	1957-58

SINGLE-GAME SHOOTING

Most Field Goals Made

61	vs. Warren Wilson (Att. 97), Dec. 10, 1991
----	--

Most Field Goals Attempted

98	vs. New Hampshire (made 50), Dec. 28, 1962
92	vs. Emory (made 46), Nov. 9, 2007
90	vs. Colby College (made 38), Nov. 21, 2006

Highest Field Goal Percentage

.724	vs. Marshall (42 of 58), Jan. 10, 1981
.717	vs. VMI (33 of 46), March 3, 1983
.711	at South Carolina (27 of 38), Jan. 24, 1985

Highest Field Goal Percentage in a Half

.842	vs. Marshall (16 of 19), Feb. 3, 1986
.833	vs. South Carolina (10 of 12), Feb. 13, 1982
.813	at South Carolina (13 of 16), Jan. 24, 1985

Fewest Field Goals Made

13	vs. Wofford (Att. 44), Feb. 17, 2010
14	vs. William & Mary (Att. 39), Jan. 4, 1961

Lowest Field Goal Percentage

.240	vs. UNCG (18-75), March 4, 2011
.254	vs. The Citadel (17-67), Feb. 18, 2009
.262	vs. Duke (17 of 65), Feb. 13, 1991

Lowest Field Goal Percentage in a Half

.091	vs. Duke (3-33), Jan. 5, 1977
------	-------------------------------

3-point Field Goals Made

20	at Duquesne, March 7, 2015
----	----------------------------

3-point Field Goals Attempted

52	vs. Colby, Nov. 21, 2006
46	vs. Emory, Nov. 9, 2007

3-point Field Goal Percentage (min. 10 made)

.679	vs. Washington & Lee (19 of 28), Nov. 30, 2002
.619	vs. Elon (13 of 21), Jan. 14, 2009
.609	at Gonzaga (14 of 23), Dec. 12, 2009
.579	at Georgia Southern (11 of 19), Jan. 23, 2010
.579	vs. Georgia Southern (11 of 19), Jan. 7, 2012
.577	at Furman (15 of 26), Feb. 10, 2004

Free Throws Made

48	vs. The Citadel (Att. 57), Jan. 26, 1985
----	--

Free Throws Attempted

57	vs. The Citadel (Made 48), Jan. 26, 1985
56	vs. Richmond (Made 44), Dec. 14, 1971

TEAM RECORDS

Free Throw Percentage (min. 20 made)

1.000	vs. Chattanooga (21-21), Jan. 14, 1978
.968	vs. West Virginia (23-24), Feb. 1, 1967

Opponent Free Throw Percentage (min 20 made)

1.000	Duke (24 of 24), Feb. 11, 1978
1.000	Western Carolina (21 of 21), Jan. 5, 2002

Fewest Free Throws Made

0	vs. East Carolina (Att. 2), Jan. 20, 1975
0	vs. Alabama (Att. 0), Nov. 23, 1991

Fewest Free Throws Attempted

0	vs. Alabama, Nov. 23, 1991
---	----------------------------

Lowest Free Throw Percentage

.000	vs. East Carolina (0 of 2), Jan. 20, 1975
------	---

Fewest Opponent Free Throws Made

0	vs. Lynchburg, Nov. 27, 1996
0	vs. St. Joseph's (Maine), Dec. 30, 2010
0	vs. Wofford, Feb. 6, 2012

Fewest Opponent Free Throws Attempted

0	vs. Lynchburg, Nov. 27, 1996
---	------------------------------

SINGLE-SEASON SHOOTING

Field Goals Made

1.	1032 (36 games)	2007-08
2.	984 (30 games)	1968-69
3.	969 (34 games)	2006-07
4.	957 (35 games)	2008-09
5.	908 (26 games)	1964-65

Field Goals Attempted

1.	2199 (36 games)	2007-08
2.	2194 (35 games)	2008-09
3.	2157 (34 games)	2006-07
4.	2105 (30 games)	1968-69
5.	1969 (33 games)	2011-12

Field Goal Percentage

1.	.544 (894-1644)	1963-64
2.	.529 (809-1530)	1980-81
3.	.518 (824-1591)	1986-87
4.	.512 (877-1713)	1965-66
5.	.509 (908-1784)	1964-65

3-Point Field Goals Made

1.	343 (32 games)	2014-15
2.	328 (34 games)	2006-07
	328 (36 games)	2007-08
4.	305 (35 games)	2008-09
5.	286 (32 games)	2004-05

3-Point Field Goals Attempted

1.	901 (36 games)	2007-08
2.	888 (34 games)	2006-07
3.	877 (32 games)	2014-15
4.	859 (35 games)	2008-09
5.	782 (32 games)	2004-05

3-Point Field Goal Percentage

1.	.455 (138-303)	1986-87
2.	.417 (269-645)	2002-03
3.	.391 (343-877)	2014-15
	.391 (106-271)	1987-88
5.	.389 (118-303)	1991-92

Free Throws Made

1.	696 (28 games)	1971-72
2.	645 (30 games)	1968-69
3.	581 (30 games)	1995-96
4.	573 (27 games)	1969-70
5.	563 (28 games)	1965-66

Free Throws Attempted

1.	932 (28 games)	1971-72
2.	886 (30 games)	1968-69
3.	849 (24 games)	1955-56
4.	840 (27 games)	1969-70
5.	809 (30 games)	1995-96

Free Throw Percentage

1.	.795 (560-704)	2012-13
2.	.783 (488-623)	1973-74
3.	.779 (539-692)	1984-85
4.	.778 (413-531)	2002-03
5.	.772 (520-674)	1985-86

REBOUNDING

Most Rebounds in a Game

72	vs. VMI, Jan. 8, 1970
68	vs. Richmond, Dec. 14, 1971
68	vs. Emory, Nov. 9, 2007

Most Rebounds in a Season

1.	1537 (30 games)	1968-69
2.	1454 (27 games)	1969-70
3.	1378 (465o-913d, 34 games)	2006-07
4.	1357 (457o-900d, 35 games)	2008-09
5.	1350 (29 games)	1967-68

Highest Rebounding Average in a Season

1.	53.9 (27 games)	1969-70
2.	51.2 (30 games)	1968-69
3.	47.3 (26 games)	1964-65
4.	46.6 (29 games)	1967-68
5.	45.2 (26 games)	1963-64

Highest Rebound Percentage in a Season

.568	(1,176 of 2,069)	1963-64
------	------------------	---------

TEAM RECORDS

ASSISTS

Most Assists in a Game

39 vs. Warren Wilson, Dec. 9, 1991

Most Assists in a Season

1.	615 (36 games)	2007-08
2.	567 (31 games)	2005-06
3.	559 (34 games)	2006-07
4.	547 (32 games)	2014-15
5.	531 (31 games)	1985-86

Highest Assist Average in a Season

1.	19.4 (25 games)	1951-52
2.	18.3 (31 games)	2005-06
3.	17.6 (26 games)	1974-75
4.	17.3 (27 games)	1998-99
5.	17.2 (28 games)	1996-97

BLOCKED SHOTS

Most Blocked Shots in a Game

14 vs. Guilford, Nov. 20, 1999

Most Blocked Shots in a Season

1.	119 (32 games)	2000-01
2.	116 (31 games)	2001-02
	116 (33 games)	2011-12
4.	114 (36 games)	2007-08
5.	113 (35 games)	2008-09

Most Blocked Shots Average in a Season

1.	4.0 (27 games)	1978-79
2.	3.7 (31 games)	2001-02
	3.7 (32 games)	2000-01
4.	3.6 (31 games)	2009-10
5.	3.5 (33 games)	2011-12

STEALS

Most Steals in a Game

25	vs. Guilford, Nov. 14, 2008
19	vs. Tufts, Nov. 29, 1997
19	vs. Guilford, Nov. 20, 1999
18	vs. Furman, Feb. 15, 1997
18	vs. UNC Greensboro, Feb. 6, 1999

Most Steals in a Season

1.	320 (30 games)	1995-96
2.	290 (36 games)	2007-08
3.	285 (35 games)	2008-09
4.	272 (34 games)	2006-07
5.	249 (28 games)	1996-97

Highest Average Steals in a Season

1.	10.7 (30 games)	1995-96
2.	9.0 (27 games)	1998-99
3.	8.9 (28 games)	1996-97
4.	8.2 (27 games)	1994-95
5.	8.1 (35 games)	2008-09

MISCELLANEOUS

Victories in a Season

1.	29	2006-07
	29	2007-08
3.	27	1968-69
	27	2008-09
5.	26	2012-13
	26	1964-65

Consecutive Victories

1.	25	2007-08
2.	23	1964-65
3.	19	1995-96
4.	17	2012-13
5.	16	2004-05

Winning Percentage

1.	.923 (24-2)	1964-65
2.	.900 (27-3)	1968-69
3.	.852 (29-5)	2006-07
4.	.846 (22-4)	1963-64
5.	.833 (25-5)	1995-96

Consecutive Victories in a Venue

59 1962-1971 (Johnston Gymnasium)

Seasons Without a loss in a Venue

13 1962-71, 1973, 1986 (Johnston Gymnasium);
2003-04, 2007-08 (Belk Arena)

Most Games Played in a Season

1.	36	2007-08
2.	35	2008-09
3.	34	2006-07, 2012-13
4.	33	2010-11, 2011-12, 2013-14

Fewest Fouls in a Game

8 vs. William & Mary, Jan. 4, 1961

Fewest Opponent Fouls in a Game

6	vs. George Washington, 1954-55
6	vs. Ogelthorpe, Nov. 23, 2001

Fewest Fouls in a Game Combined

19 Davidson (13) vs. Oglethorpe (6), Nov. 23, 2001

Most Fouls in a Game

41 vs. Furman, Jan. 25, 1973

Most Fouls in a Game Combined

79 Davidson (41) vs. Furman (38), Jan. 25, 1973

Most Players Fouled Out

4 vs. VMI, Mar. 1, 1973; vs. VMI, Feb. 11, 1975;
Dec. 1, 2000; vs. West Virginia, Nov. 18, 2010



In 2008, Davidson and top-seeded Kansas played in front of 57,563 fans in the NCAA Midwest Finals at Ford Field in Detroit.

Highest Attendance at a Game

- 57,563 vs. Kansas, March 30, 2008 (Ford Field - Detroit, Mich.)
- 57,028 vs. Wisconsin, March 28, 2008 (Ford Field - Detroit, Mich.)
- 21,808 vs. Iona, Dec. 2, 1994 (Carrier Dome - Syracuse, N.Y.)

Highest Attendance in Belk Arena

- 5,854 vs. Duke, Dec. 21, 1989
- 5,838 vs. Appalachian State, Feb. 27, 2008
- 5,753 vs. College of Charleston, Feb. 9, 2008

Highest Attendance in Belk Arena for Conference Game

- 5,838 vs. Appalachian State, Feb. 27, 2008
 - 5,753 vs. College of Charleston, Feb. 9, 2008
 - 5,580 vs. Appalachian State, Jan. 20, 2007
- (Belk Arena was refurbished in 2008, bringing capacity to 5,223)*

Single-Season Sellouts at Belk Arena

- 13 2008-09

Consecutive Sellouts at Belk Arena

- 11 Dec. 13, 2008 to Feb. 28, 2009

Highest Attendance in Charlotte

- 19,299 vs. North Carolina, Nov. 14, 2007 (at Time Warner Cable Arena)
- 17,034 vs. Duke, Dec. 1, 2007 (at Time Warner Cable Arena)
- 16,356 vs. North Carolina, Nov. 24, 2003 (at Charlotte Coliseum)

Highest Average Home Attendance for a Season

- 8,366 (133,379 total), 1968-69, 16 games
- 6,271 (87,793 total), 2007-08, 14 games

Highest Season Total Attendance

- 332,928 (9,248 avg.), 2007-08, 36 games
- 237,918 (7,931 avg.), 1968-69, 30 games

YEAR-BY-YEAR LEADERS

POINTS

Year	Player	Pts	Avg
1946-47	Cheek, George	287	--
1947-48	Cheek, George	370	--
1948-49	Williams, Mike	321	12.3
1949-50	Brooks, Bill	290	11.2
1950-51	Brooks, Bill	345	13.3
1951-52	Brooks, Bill	316	12.6
1952-53	Dudley, Joe	375	17.9
1953-54	Cobb, Hobby	365	16.6
1954-55	Cobb, Hobby	392	21.8
1955-56	Cobb, Hobby	540	22.5
1956-57	Mintz, Semi	469	18.0
1957-58	Mintz, Semi	351	14.6
1958-59	Hollingsworth, Dave	445	--
1959-60	Shinn, Bill	319	--
1960-61	Markee, Joe	380	16.5
1961-62	Jarman, Bill	536	21.4
1962-63	Hetzel, Fred	634	23.5
1963-64	Hetzel, Fred	709	27.3
1964-65	Hetzel, Fred	689	26.5
1965-66	Snyder, Dick	753	26.9
1966-67	Knowles, Rodney	496	18.4
1967-68	Maloy, Mike	452	15.6
1968-69	Maloy, Mike	739	24.6
1969-70	Adrian, Bryan	525	20.2
1970-71	Sutter, Joe	397	15.9
1971-72	Sutter, Joe	423	15.7
1972-73	Falconi, John	424	15.7
1973-74	Dunn, Greg	425	15.7
1974-75	Horowitz, Larry	437	16.8
1975-76	Gerdy, John	465	17.9
1976-77	Gerdy, John	627	23.2
1977-78	Gerdy, John	670	25.8
1978-79	Gerdy, John	721	26.7
1979-80	DiBenedetto, Rich	499	20.0
1980-81	Haynes, Todd	535	19.8
1981-82	Tribus, Cliff	454	15.7
1982-83	Wilson, Kenny	487	17.4
1983-84	Wilson, Kenny	511	18.3
1984-85	Rucker, Derek	383	12.8
1985-86	Rucker, Derek	435	14.0
1986-87	Himes, Jeff	543	18.1
1987-88	Rucker, Derek	607	21.7
1988-89	Elder, Bruce	343	17.2
1989-90	Denmond, Paul	376	13.4
1990-91	Zimmerman, Jason	363	12.5
1991-92	Narat, Janko	393	14.0
1992-93	Musch, Detlef	419	15.0
1993-94	Narat, Janko	531	17.7
1994-95	Harwood, Quinn	358	13.3
1995-96	Williams, Brandon	545	18.2
1996-97	Ewodo, Narcisse	426	15.8
1997-98	Donnelly, Mark	437	14.6
1998-99	Kosmalski, Landry	375	13.9
1999-00	Marshall, Stephen	444	15.9
2000-01	Bernard, Wayne	288	13.7
2001-02	Pearson, Chris	362	11.7

2002-03	Bernard, Wayne	409	15.1
2003-04	Winters, Brendan	517	17.8
2004-05	Winters, Brendan	533	16.7
2005-06	Winters, Brendan	507	16.9
2006-07	Curry, Stephen	730	21.5
2007-08	Curry, Stephen	931	25.9
2008-09	Curry, Stephen	974	28.6
2009-10	Cohen, Jake	413	13.3
2010-11	Kuhlman, JP	424	12.8
2011-12	Brooks, De'Mon	518	15.7
2012-13	Cohen, Jake	508	14.9
2013-14	Brooks, De'Mon	514	19.0
2014-15	Kalinoski, Tyler	533	16.7



Andrew Lovedale's 306 rebounds in 2008-09 were the most in a single season by a Wildcat in 39 years.

REBOUNDS

Year	Player	Reb	Avg
1951-52	Dudley, Joe	174	7.0
1952-53	Dudley, Joe	178	8.5
1953-54	Cobb, Hobby	255	11.6
1954-55	Cobb, Hobby	172	9.5
1955-56	Cobb, Hobby	323	13.5
1956-57	Hollingsworth, Dave	227	8.7
1957-58	Hollingsworth, Dave	206	8.6
1958-59	No Record	--	--
1959-60	No Record	--	--
1960-61	Markee, Joe	246	10.7
1961-62	Jarman, Bill	281	11.2
1962-63	Hetzel, Fred	359	13.3
1963-64	Hetzel, Fred	351	13.5
1964-65	Hetzel, Fred	384	14.8
1965-66	Knowles, Rodney	276	9.9
1966-67	Knowles, Rodney	323	12.0
1967-68	Maloy, Mike	339	11.7
1968-69	Maloy, Mike	429	14.3
1969-70	Maloy, Mike	343	12.7
1970-71	Sutter, Joe	191	7.6
1971-72	Pecorak, John	234	8.4
1972-73	Horowitz, Larry	194	7.2
1973-74	Horowitz, Larry	165	6.1

YEAR-BY-YEAR LEADERS

1974-75	Horowitz, Larry	192	7.4
1975-76	Rixey, Eppa	150	5.8
1976-77	Hickert, Pat	193	7.1
1977-78	DiBenedetto, Rich	240	9.2
1978-79	Hall, Jamie	210	7.8
1979-80	DiBenedetto, Rich	190	7.6
1980-81	DiBenedetto, Rich	205	7.6
1981-82	Hall, Jamie	203	7.0
1982-83	Tribus, Cliff	169	6.0
1983-84	Wilson, Kenny	175	6.3
1984-85	Born, Gerry	179	6.0
1985-86	Born, Gerry	207	6.7
1986-87	Himes, Jeff	208	6.9
1987-88	Himes, Jeff	203	7.5
1988-89	Schmitt, Jay	139	4.5
1989-90	Musch, Detlef	187	6.7
1990-91	Marsh, James	179	6.2
1991-92	Musch, Detlef	179	6.4
1992-93	Musch, Detlef	178	6.4
1993-94	Williams, Brandon	188	6.3
1994-95	Harwood, Quinn	191	7.1
1995-96	Ewodo, Narcisse	189	6.5
1996-97	Kosmalski, Landry	212	7.6
1997-98	Kosmalski, Landry	186	6.2
1998-99	Kosmalski, Landry	231	8.6
1999-00	Kosmalski, Landry	248	8.9
2000-01	Pearson, Chris	217	6.8
2001-02	Pearson, Chris	261	8.4
2002-03	Grace, Conor	233	8.6
2003-04	Kosmalski, Logan	203	7.0
2004-05	Kosmalski, Logan	273	8.5
2005-06	Meno, Boris	205	6.6
2006-07	Meno, Boris	269	8.2
2007-08	Meno, Boris	195	5.4
2008-09	Lovedale, Andrew	306	8.7
2009-10	Rossiter, Steve	182	5.9
2010-11	Cohen, Jake	205	6.2
2011-12	Brooks, De'Mon	206	6.2
2012-13	Brooks, De'Mon	211	6.2
2013-14	Brooks, De'Mon	191	7.1
2014-15	Barham, Jordan	188	6.1



Kenny Grant is the last player to lead the Wildcats in assists per game three consecutive seasons.

1977-78	Dodds, Chris	203	7.5
1978-79	Gerdy, John	93	3.4
1979-80	Reigel, Ernie	108	4.2
1980-81	Carroll, John	115	4.4
1981-82	Carroll, John	134	4.6
1982-83	Carroll, John	117	4.2
1983-84	Heineman, Chris	84	3.0
1984-85	Rucker, Derek	121	4.0
1985-86	Rucker, Derek	136	4.4
1986-87	Heineman, Chris	119	4.0
1987-88	Rucker, Derek	91	3.3
1988-89	Hunter, Alan	103	3.8
1989-90	Hunter, Alan	76	2.8
1990-91	Zimmerman, Jason	76	2.6
1991-92	Harris, Frank	85	3.0
1992-93	Zimmerman, Jason	135	4.8
1993-94	Alpert, Chris	130	4.3
1994-95	Alpert, Chris	149	5.5
1995-96	Alpert, Chris	129	4.3
1996-97	Ton, Ali	190	6.8
1997-98	Ton, Ali	193	6.4
1998-99	Ton, Ali	190	7.6
1999-00	Bree, Michael	115	4.1
2000-01	Bree, Michael	81	3.2
2001-02	Bree, Michael	123	4.2
2002-03	Bernard, Wayne	147	5.4
2003-04	Grant, Kenny	93	3.3
2004-05	Grant, Kenny	178	5.6
2005-06	Grant, Kenny	208	6.7
2006-07	Richards, Jason	249	7.3
2007-08	Richards, Jason	293	8.1
2008-09	Curry, Stephen	189	5.6
2009-10	McKillop, Brendan	124	4.0
2010-11	Kuhlman, JP	103	3.1
2011-12	Cochran, Nik	120	3.6
2012-13	Cochran, Nik	113	3.3
2013-14	Kalinoski, Tyler	111	3.3
2014-15	Kalinoski, Tyler	130	4.0

ASSISTS

Year	Player	Ast	Avg
1951-52	McLean, Malcolm	187	7.5
1953-66	No Record	--	--
1966-67	Moser, Dave	79	2.9
1967-68	Moser, Dave	89	3.1
1968-69	Moser, Dave	155	5.2
1969-70	Kroll, Jerry	81	3.0
1970-71	Postma, Duncan	78	3.0
1971-72	Sorrentino, Mike	146	5.2
1972-73	Sorrentino, Mike	112	4.1
1973-74	Sorrentino, Mike	97	3.6
1974-75	Powell, Jay	114	4.4
1975-76	Powell, Jay	78	3.0
1976-77	Reigel, Ernie	114	4.2

YEAR-BY-YEAR LEADERS

BLOCKED SHOTS

Year	Player	Blk	Avg
1976-77	Hickert, Pat	41	1.5
1977-78	Hickert, Pat	37	1.4
1978-79	Hall, Jamie	49	1.8
1979-80	Hall, Jamie	41	1.7
1980-81	Hall, Jamie	37	1.5
1981-82	Hall, Jamie	32	1.1
1982-83	Rowan, Brian	17	0.6
1983-84	Born, Gery	18	0.6
1984-85	Tanner, Anthony	17	0.6
1985-86	Tanner, Anthony	27	0.9
1986-87	Tanner, Anthony	27	0.9
1987-88	Gray, Maurice	8	0.3
1988-89	Sellers, Bill	21	0.7
1989-90	Musch, Detlef	23	0.8
1990-91	Musch, Detlef	30	1.0
1991-92	Musch, Detlef	29	1.0
1992-93	Musch, Detlef	25	0.9
1993-94	Williams, Brandon	23	0.8
1994-95	Williams, Brandon	21	0.9
1995-96	Williams, Brandon	29	1.0
1996-97	Holmes, Chad	27	1.0
1997-98	Ebong, Ben	23	0.8
1998-99	Kosmalski, Landry	18	0.7
1999-00	Kosmalski, Landry	26	0.9
2000-01	Pearson, Chris	51	1.6
2001-02	Pearson, Chris	43	1.4
2002-03	Lusakueno, Michel	16	0.6
2003-04	Booker, Nick	19	0.7
2004-05	Johnson, Ian	9	0.3
	Meno, Boris	9	0.4
	Grace, Conor	9	0.3
2005-06	Meno, Boris	18	0.6
2006-07	Meno, Boris	34	1.0
2007-08	Lovedale, Andrew	30	0.8
2008-09	Lovedale, Andrew	54	1.5
2009-10	Cohen, Jake	37	1.2
2010-11	Cohen, Jake	49	1.5
2011-12	Cohen, Jake	55	1.7
2012-13	Cohen, Jake	56	1.6
2013-14	Brooks, De'Mon	22	0.8
2014-15	Aldridge, Peyton	35	1.1

STEALS

Year	Player	Stl	Avg
1976-77	Lively, Marvin	35	1.3
1977-78	Gerdy, John	39	1.5
1978-79	Gerdy, John	28	1.0
1979-80	Hall, Jamie	43	1.8
1980-81	Gullickson, John	34	1.3
1981-82	Carroll, John	31	1.1
1982-83	Wilson, Rich	48	1.7

1983-84	Wilson, Kenny	34	1.2
1984-85	Rucker, Derek	63	2.1
1985-86	Rucker, Derek	67	2.2
1986-87	Tanner, Anthony	60	2.0
1987-88	Rucker, Derek	69	2.5
1988-89	Elder, Bruce	44	2.2
1989-90	Hunter, Alan	26	1.0
1990-91	Holloway, Pat	32	1.1
1991-92	Narat, Janko	28	1.0
1992-93	Alpert, Chris	33	1.2
1993-94	Alpert, Chris	47	1.6
1994-95	Harwood, Quinn	48	1.8
1995-96	Minlend, Ray	57	1.9
1996-97	Ewodo, Narcisse	55	2.0
1997-98	Ton, Ali	66	2.2
1998-99	Ton, Ali	71	2.8
1999-00	Bree, Michael	54	1.9
2000-01	Bernard, Wayne	39	1.9
2001-02	Bree, Michael	44	1.5
2002-03	Bernard, Wayne	47	1.7
2003-04	Booker, Nick	36	1.2
2004-05	Grant, Kenny	30	0.9
2005-06	Grant, Kenny	30	1.0
2006-07	Curry, Stephen	62	1.8
2007-08	Curry, Stephen	73	2.0
2008-09	Curry, Stephen	86	2.5
2009-10	Kuhlman, JP	29	0.9
	McKillop, Brendan	29	0.9
2010-11	Kuhlman, JP	35	1.1
2011-12	Brooks, De'Mon	33	1.0
2012-13	Brooks, De'Mon	30	0.8
2013-14	Kalinoski, Tyler	42	1.2
2014-15	Kalinoski, Tyler	39	1.2



Chris Pearson led the Wildcats in blocks per game as a junior and senior.

ALL-TIME SERIES RECORDS

Opponent	H	A	N	Total	First	Last
Air Force	0-0	0-0	0-1	0-1	12/28/1988	12/28/1988
Alabama	2-1	1-0	0-0	3-1	12/22/1961	11/23/1991
Appalachian State	21-14	17-18	4-0	42-32	1945-46	1/11/2014
Arizona	0-0	0-1	0-0	0-1	12/28/2002	12/28/2002
Arizona State	0-0	1-0	0-0	1-0	12/22/2006	12/22/2006
Army	0-0	0-0	0-1	0-1	12/19/1978	12/19/1978
Auburn	0-1	0-0	0-0	0-1	12/27/1951	12/27/1951
Augusta	0-1	1-0	0-0	1-1	1/26/1991	1/31/1991
Univ. of Baltimore	0-0	0-1	0-0	0-1	1938-39	1938-39
Baptist College (N.C.)	1-1	0-0	0-0	1-1	12/2/1981	2/16/1989
Baylor	1-0	0-1	0-0	1-1	12/11/1975	12/29/1979
Belmont Abbey	1-0	0-0	0-0	1-0	1/12/1962	1/12/1962
Bethune-Cookman	1-0	0-0	0-0	1-0	12/21/1985	12/21/1985
Boise State	0-0	0-1	0-0	0-1	12/30/1994	12/30/1994
Boston College	0-1	0-0	0-0	0-1	12/29/1970	12/29/1970
Boston University	0-1	0-0	0-0	0-1	12/21/1955	12/21/1955
Bowdoin	1-0	0-0	0-0	1-0	12/12/1998	12/12/1998
Bowling Green	1-0	0-1	0-0	1-1	12/27/1986	12/5/1987
Brandeis	1-0	0-0	0-0	1-0	12/11/2004	12/11/2004
Brigham Young	0-1	0-1	0-0	0-2	12/31/1974	12/18/1976
Brown	3-0	0-2	0-0	3-2	12/5/1973	12/4/1978
Bucknell	2-1	0-0	0-0	2-1	1957-58	12/1/1967
Butler	0-1	0-1	0-0	0-2	2/21/2009	11/14/2009
California	0-0	0-1	0-0	0-1	1/2/2000	1/2/2000
Campbell	3-2	1-3	0-1	4-6	1/9/1989	11/18/2014
Canisius	1-0	0-0	0-0	1-0	11/24/1978	11/24/1978
Carnegie Mellon	2-0	0-0	0-0	2-0	12/6/1997	11/30/2000
Carson-Newman	0-0	0-0	0-1	0-1	12/18/1961	12/18/1961
Catawba	14-4	4-7	0-0	18-11	1929-30	12/12/1960
Catholic	4-0	0-0	0-0	4-0	11/30/1985	11/15/2014
Central Conn. St.	0-0	0-0	1-1	1-1	11/23/1990	11/12/2006
Central Florida	1-1	2-0	1-0	4-1	1/28/1989	12/28/1995
Chaminade	0-1	0-0	0-0	0-1	11/23/1984	11/23/1984
Charlotte	6-8	2-12	5-8	13-28	2/19/1979	12/3/2014
Chattanooga	15-10	7-17	3-5	25-32	1/14/1978	1/30/2014
Charleston Southern	2-0	0-2	0-0	2-2	1/5/1991	2/26/1992
Cincinnati	3-0	0-3	0-0	3-3	12/22/1962	2/22/1975
The Citadel	54-10	36-35	8-0	98-45	1925-26	2/17/2014
Clark (Mass.)	1-0	0-0	0-0	1-0	12/21/2005	12/21/2005
Clarkson	1-0	0-0	0-0	1-0	12/19/2003	12/19/2003
Clemson	12-9	6-13	0-2	18-24	3/2/1918	11/22/2013
Coastal Carolina	0-2	0-2	0-1	0-5	1/12/1991	2/13/1992
Colby	1-0	0-0	0-0	1-0	11/21/2006	11/21/2006
Colgate	1-2	0-0	0-1	1-3	12/19/1955	12/4/1998
Coll. of Charleston	28-4	23-10	3-1	54-15	2/17/1927	12/20/2014
College of New Jersey	1-0	0-0	0-0	1-0	12/17/2009	12/17/2009
Columbia	0-0	0-0	2-0	2-0	3/15/1968	12/28/1999
Connecticut	1-0	0-0	0-0	1-0	11/25/1978	11/25/1978
Connecticut College	1-0	0-0	0-0	1-0	1/5/1997	1/5/1997
Cornell	0-0	0-0	0-1	0-1	12/20/2009	12/20/2009
Creighton	0-0	0-1	0-0	0-1	3/21/2011	3/21/2011
Dartmouth	2-0	0-1	0-0	2-1	12/18/1965	1/28/1978
Dayton	2-0	1-0	1-0	4-0	2/6/1969	1/20/2015
Delaware	0-1	0-0	0-0	0-1	12/2/1977	12/2/1977
DePaul	0-0	0-1	0-0	0-1	11/26/1982	11/26/1982
Drexel	0-1	0-1	0-1	0-3	12/29/2000	12/15/2013

ALL-TIME SERIES RECORDS

Opponent	H	A	N	Total	First	Last
Duke	9-31	8-57	0-2	17-90	1908-09	11/8/2013
Duquesne	1-0	1-0	0-0	2-0	2/7/2015	3/7/2015
East Carolina	9-3	2-5	2-1	13-9	1/5/1963	1/29/1977
Eastern Michigan	0-0	0-0	1-0	1-0	11/10/2006	11/10/2006
East Tenn. State	14-7	10-9	2-2	26-18	12/29/1960	1/26/2005
Eckerd	3-0	0-0	0-0	3-0	12/12/1979	12/5/1988
Elon	18-6	14-7	5-1	37-14	1/18/1916	3/1/2014
Emory	3-0	0-0	0-0	3-0	1/3/1995	11/9/2012
Emory & Henry	0-0	1-0	0-0	1-0	12/5/1958	12/5/1958
Erskine	18-4	1-4	1-0	20-8	1929-30	12/1/1990
Fairleigh Dickinson	1-0	1-0	0-0	2-0	12/16/1995	11/23/1996
Florida	2-0	0-0	0-0	2-0	2/10/1921	1923-24
Florida Atlantic	1-0	0-0	0-0	1-0	11/24/2008	11/24/2008
Florida International	2-0	0-1	0-0	2-1	2/7/1987	1/26/1989
Florida State	0-0	0-0	0-1	0-1	12/30/2002	12/30/2002
Fordham	2-0	0-0	0-0	2-0	12/29/1966	2/21/2015
Fredonia State	1-0	0-0	0-0	1-0	11/25/2009	11/25/2009
Furman	51-27	44-31	6-3	101-61	11/1/1909	2/8/2014
Geneva	0-0	1-0	0-0	1-0	12/23/1950	12/23/1950
George Mason	1-0	1-0	0-0	2-0	1/24/2015	2/11/2015
George Washington	5-2	4-4	0-4	9-10	1939-40	2/28/2015
Georgetown	0-1	0-1	1-0	1-2	12/6/2003	3/23/2008
Georgia	2-0	1-0	1-0	4-0	12/22/1969	11/21/2013
Georgia Southern	17-1	13-6	2-0	32-7	1/30/1962	2/15/2014
Georgia Tech	3-3	0-6	0-0	3-9	2/17/1925	12/19/2001
Gonzaga	0-0	0-1	1-1	1-2	3/21/2008	11/25/2012
Guilford	24-5	10-7	0-0	34-12	1908-09	11/11/2011
Hamilton	1-0	0-0	0-0	1-0	12/29/2001	12/29/2001
Hampden-Sydney	2-0	2-0	0-0	4-0	1924-25	11/30/1963
Hampton	1-0	0-0	0-0	1-0	12/3/2003	12/3/2003
Harvard	0-0	0-0	1-0	1-0	12/29/1988	12/29/1988
Haverford	2-0	0-0	0-0	2-0	11/22/1999	12/13/2003
High Point	1-0	1-1	0-0	2-1	1924-25	1943-44
Hofstra	2-0	0-1	1-0	3-1	12/29/1975	12/21/2009
Holy Cross	2-0	0-2	0-0	2-2	12/29/1969	12/20/1986



In 2008, Davidson and Stephen Curry rallied from a double-digit second-half deficit to knock off heavily favored and second-seeded Georgetown in the NCAA Tournament.

ALL-TIME SERIES RECORDS

Opponent	H	A	N	Total	First	Last
Illinois-Chicago	1-0	0-1	0-0	1-1	12/29/2005	11/15/2006
Indiana	0-0	0-1	0-0	0-1	12/18/1978	12/18/1978
Iona	1-0	0-0	1-0	2-0	12/2/1994	1/3/2004
Iowa	0-0	0-0	0-2	0-2	2/1/1969	3/20/2015
Iowa State	0-0	0-1	0-0	0-1	1/13/1990	1/13/1990
Jackson State	0-0	0-0	1-0	1-0	11/19/2000	11/19/2000
Jacksonville	2-0	1-0	0-0	3-0	1/12/1963	12/12/1964
James Madison	1-0	0-0	2-0	3-0	12/30/1997	3/15/2011
Johnson & Wales	1-0	0-0	0-0	1-0	12/7/2013	12/7/2013
Kansas	0-0	1-0	0-1	0-1	3/30/2008	12/19/2011
Kansas State	0-0	0-0	0-1	0-1	12/28/1997	12/28/1997
Kentucky	0-0	0-0	0-1	0-1	3/14/1986	3/14/1986
King College	1-0	0-1	0-0	1-1	12/6/1958	12/5/1959
Lafayette	1-1	0-1	1-0	2-2	1957-58	1/2/1996
La Salle	0-0	1-0	1-1	2-1	11/20/2009	3/13/2015
Lenoir-Rhyne	10-1	2-1	0-0	12-2	1923-24	1936-37
Liberty	1-1	1-1	0-0	2-2	2/27/1990	3/2/1992
Louisiana Tech	0-1	0-0	0-0	0-1	1957-58	1957-58
Louisville	0-0	0-1	0-1	0-2	12/12/1959	3/15/2012
Loyola Chicago	1-0	0-0	0-0	1-0	12/28/1973	12/28/1973
Loyola (Md.)	1-0	2-0	0-0	3-0	1950-51	11/25/2008
Lynchburg	3-0	3-0	0-0	6-0	1928-29	11/27/1996
Maine-Farmington	1-0	0-0	0-0	1-0	11/24/2004	11/24/2004
Marquette	1-0	0-1	0-1	1-2	12/9/1965	3/21/2013
Marshall	8-8	4-12	2-3	14-23	12/17/1977	2/3/1997
Maryland	2-2	0-5	1-1	3-8	1938-39	3/15/2007
UMBC	0-1	0-1	0-0	0-2	1/11/1989	2/18/1989
Maryville	1-0	0-0	0-0	1-0	1929-30	1929-30
Massachusetts	3-1	2-3	0-0	5-4	12/11/1982	1/14/2015
McNeese State	0-0	0-0	0-1	0-1	12/28/1983	12/28/1983
Memphis	0-0	0-0	1-0	1-0	12/29/1967	12/29/1967
Mercer	1-0	0-0	0-0	1-0	12/12/1970	12/12/1970
Methodist	1-0	0-0	0-0	1-0	11/25/1991	11/25/1991
Miami (Fla.)	1-1	0-2	0-0	1-3	2/27/1989	2/1/1992
Miami (Ohio)	1-2	0-1	0-1	1-4	12/29/1973	2/19/1990
Michigan	2-0	1-2	0-2	3-4	12/10/1966	11/11/2006
Mississippi	1-0	1-0	0-0	2-0	11/27/1995	12/2/1996
Mississippi College	0-0	0-0	1-0	1-0	12/19/1961	12/19/1961
Mississippi State	1-1	0-0	0-0	1-1	12/20/1955	12/29/1965
Missouri	1-0	1-2	0-0	2-2	11/19/2004	3/18/2014
Missouri State	0-0	1-0	0-0	1-0	3/19/2005	3/19/2005
Monmouth	1-0	0-0	0-1	1-1	11/24/1990	11/29/2010
Montana	1-0	1-0	0-0	2-0	2/23/2013	12/10/2014
Morehead State	0-1	0-0	0-0	0-1	12/30/1950	12/30/1950
Mount St. Mary (N.Y.)	1-0	0-0	0-0	1-0	12/15/2006	12/15/2006
Navy	2-1	1-1	0-0	3-2	12/28/1965	11/27/2002
Nebraska	0-0	0-0	1-0	1-0	11/19/2010	11/19/2010
Newberry	2-0	0-0	0-0	2-0	1911-12	1/5/1954
New Hampshire	2-1	1-0	0-0	3-1	12/28/1962	11/23/1997
New Mexico	0-0	0-2	0-1	0-3	12/29/1978	11/24/2013
New York University	1-0	1-0	0-0	2-0	1/7/1965	2/12/1966
Niagara	1-0	0-0	0-1	1-1	12/11/2013	12/13/2014
North Carolina	7-27	4-33	0-3	11-63	2/7/1911	11/22/2014
N. Carolina Central	1-0	0-0	0-0	1-0	11/24/2007	11/24/2007
UNC Asheville	2-1	1-2	0-0	3-3	1/5/1989	2/24/1992
UNC Greensboro	13-2	9-4	2-3	23-9	2/7/1998	2/27/2014

ALL-TIME SERIES RECORDS



Nik Cochran's late 3-pointer secured Davidson's upset win over nationally-ranked Kansas in Kansas City four years ago.

Opponent	H	A	N	Total	First	Last
UNC Pembroke	1-0	1-0	0-0	2-0	2/3/1960	2/22/1960
NC State	9-34	4-38	0-0	13-72	1912-13	12/6/2008
UNC Wilmington	3-2	1-3	0-0	4-5	12/28/1987	11/29/2014
Northern Illinois	0-1	0-1	0-0	0-2	1/21/1989	2/8/1989
North Texas	0-0	0-0	1-0	1-0	12/30/1960	12/30/1960
Notre Dame	1-4	0-6	0-1	1-11	2/2/1974	1/5/1985
Oglethorpe	3-0	1-0	0-0	4-0	1934-35	11/23/2001
Ohio	2-0	0-0	1-0	3-0	12/29/1964	12/21/2006
Ohio State	2-0	1-2	0-2	3-4	12/11/1963	3/17/2006
Oklahoma	0-0	0-1	0-0	0-1	11/18/2008	11/18/2008
Oregon	0-0	0-0	0-1	0-1	12/27/1984	12/27/1984
Pennsylvania	5-1	1-2	0-2	6-5	12/27/1956	12/29/2011
Penn State	0-0	0-0	0-1	0-1	11/22/2009	11/22/2009
Pfeiffer	4-0	1-1	0-0	5-1	12/13/1958	2/9/1961
Pittsburgh	1-2	1-1	0-0	2-3	12/3/1966	1/5/1974
Pitt-Johnstown	1-0	0-0	0-0	1-0	12/16/1987	12/16/1987
Portland	0-0	0-1	0-0	0-1	12/29/1984	12/19/1984
Presbyterian	2-0	1-1	0-0	3-1	1919-20	11/21/2011
Princeton	7-2	1-4	0-0	8-6	12/29/1962	1/29/2006
Purdue	0-0	0-0	0-1	0-1	12/20/2008	12/20/2008
Radford	0-2	0-2	0-0	0-4	12/10/1990	2/22/1992
Randolph-Macon	0-0	1-0	0-0	1-0	1938-39	1938-39
Rhodes College	2-0	0-1	0-0	2-1	12/13/1954	12/16/2000
Rhode Island	0-1	1-1	1-0	2-2	3/7/1966	2/25/2015
Rhode Island College	1-0	0-0	0-0	1-0	11/29/2003	11/29/2003
Rice	1-0	0-0	1-0	2-0	12/18/1967	12/28/1985
Richmond	16-3	12-10	3-0	31-13	1939-40	1/17/2015
Roanoke	1-0	3-1	0-0	4-1	1917-18	11/25/1994
Rollins	1-0	0-1	0-0	1-1	12/11/1976	12/5/1977
Rutgers	0-0	0-1	0-0	0-1	12/12/1977	12/12/1977
St. Bonaventure	2-1	0-1	0-1	2-3	3/7/1970	2/4/2015
St. Francis (N.Y.)	0-0	0-0	1-0	1-0	12/21/2010	12/21/2010
St. Francis (Pa.)	0-1	0-0	0-0	0-1	12/30/1958	12/30/1958
St. John's	2-4	2-7	2-0	6-11	1/6/1968	12/20/2010

ALL-TIME SERIES RECORDS

Opponent	H	A	N	Total	First	Last
St. Joseph's (Maine)	3-0	0-0	0-0	3-0	3/3/1990	12/30/2010
St. Joseph's (Pa.)	4-3	1-4	0-1	5-8	12/17/1956	1/31/2015
Saint Louis	1-0	0-0	0-0	1-0	1/10/2015	1/10/2015
Saint Mary's (Calif.)	0-0	0-1	0-0	0-1	3/23/2009	3/23/2009
St. Mary's (Md.)	1-0	0-0	0-0	1-0	12/15/2005	12/15/2005
Samford	5-0	4-1	1-0	10-1	1/28/1992	3/8/2014
Santa Clara	0-0	0-0	0-1	0-1	11/18/2000	11/18/2000
Seton Hall	0-1	0-3	0-0	0-4	1940-41	12/29/2004
Sewanee	6-0	0-1	0-0	6-1	12/11/1954	12/17/2004
Siena	1-0	0-2	0-0	1-2	2/6/1997	11/16/1999
South Carolina	20-15	7-24	0-0	27-39	11/2/1909	3/17/2009
South Carolina State	0-0	0-0	0-1	0-1	11/26/1988	11/26/1988
South Florida	0-0	0-0	0-2	0-2	11/17/2000	11/19/2009
SMU	0-1	0-1	0-0	0-2	12/5/1996	12/20/1997
Stanford	0-0	0-1	0-0	0-1	12/30/1999	12/30/1999
Stetson	2-0	1-0	0-0	3-0	1/24/1917	12/6/2014
Syracuse	1-0	0-2	0-2	1-4	3/11/1966	12/18/2005
Temple	1-0	0-0	0-0	1-0	12/19/1967	12/19/1967
Tennessee	0-1	0-4	0-0	0-5	1/10/1953	12/3/1959
Tennessee Temple	1-0	0-0	0-0	1-0	12/5/1992	12/5/1992
Texas	1-0	0-0	0-0	1-0	12/28/1968	12/28/1968
Texas A&M	0-1	0-0	0-0	0-1	12/13/1980	12/13/1980
Texas State	0-0	0-0	2-0	2-0	11/25/1988	12/5/1998
Texas Tech	0-0	0-1	1-0	1-1	11/27/1982	11/18/2003
Tufts	1-0	0-0	0-0	1-0	11/29/1997	11/29/1997
Tulane	1-0	0-1	0-0	1-1	12/17/1966	2/24/1968
UCF	0-0	1-0	0-0	1-0	11/26/2014	11/26/2014
UCLA	0-0	0-1	0-1	0-2	1/3/1975	12/8/2007
UC-Santa Barbara	1-0	0-1	0-0	1-1	1/4/1975	1/29/1976
Vanderbilt	1-1	0-3	1-1	2-5	12/30/1967	11/22/2012
Villanova	0-0	0-0	1-1	1-1	3/8/1969	11/27/1988
Virginia	2-3	2-7	0-2	4-12	2/2/1921	12/30/2014
Va. Commonwealth	1-0	1-1	0-1	2-2	3/16/2005	3/14/2015
VMI	35-9	32-19	8-2	75-30	1917-18	3/6/2003
Virginia Tech	8-7	10-11	1-1	19-19	1909-10	12/30/1971
Wake Forest	14-29	7-29	2-2	23-60	1908-09	2/2/2000
Warren Wilson	1-0	0-0	0-0	1-0	12/9/1991	12/9/1991
Washington College	2-0	0-0	0-0	2-0	12/19/1998	12/1/2002
Wash. & Jefferson	5-0	0-0	0-0	5-0	1/5/1995	12/21/2002
Washington & Lee	7-6	4-8	1-0	12-14	1909-10	11/30/2002
West Virginia	10-1	3-10	4-8	17-19	3/1/1956	11/23/2012
Western Carolina	20-7	17-9	2-5	39-21	12/19/1977	3/9/2014
Western Kentucky	0-0	0-1	1-0	1-1	12/15/1978	11/21/2010
Western Michigan	1-0	0-1	0-0	1-1	12/30/2006	11/21/2007
Wichita State	0-1	0-1	0-0	0-2	2/18/2012	12/29/2013
William & Mary	10-10	6-13	5-4	21-27	1933-34	12/30/2000
Williams	1-0	0-0	0-0	1-0	12/21/1995	12/21/1995
Winthrop	2-2	2-2	1-0	5-4	1/20/1990	11/21/2008
Wisconsin	1-0	0-0	1-0	2-0	12/12/1980	3/28/2008
UW-Milwaukee	0-1	0-1	0-0	0-2	11/17/2012	11/11/2013
Wofford	53-10	21-13	2-1	75-24	1911-12	2/22/2014
Others				95-49		

	<i>Home</i>	<i>Away</i>	<i>Neutral</i>	<i>Total</i>
TOTALS	765-389	406-622	111-109	1377-1169

VS. NATIONALLY RANKED

Date	(AP/Coaches) Opponent	Score	W/L	Date	(AP/Coaches) Opponent	Score	W/L
01/10/50	(9) NC State*	35- 44	L	01/21/91	at (14) Virginia	47- 71	L
01/09/51	(7) NC State*	61- 70	L	01/23/91	(22) South Carolina	57- 85	L
12/18/51	at (19) Duke*	49- 88	L	02/13/91	at (5) Duke	39- 74	L
02/26/52	(15) Duke*	50- 58	L	11/23/91	(17) Alabama	59- 76	L
01/06/53	(8) NC State*	71- 105	L	01/21/92	at (19) UNC Charlotte	70- 82	L
01/30/53	(18) North Carolina*	52- 73	L	02/08/92	(20) UNC Charlotte	85- 95	L
12/15/53	at (13) Duke	37- 78	L	11/29/94	(21) Wake Forest	62- 74	L
03/07/57	vs. (11) West Virginia	51- 71	L	12/03/94	at (22) Syracuse	66- 89	L
03/06/58	vs. (2) West Virginia	61- 91	L	12/30/95	vs. (19) Michigan	70- 82	L
12/18/58	at (5) Tennessee	52- 67	L	11/29/96	at (3) Wake Forest	45- 69	L
02/26/59	vs. (10) West Virginia	65- 100	L	12/11/96	at (14) Duke	58- 85	L
12/02/61	at (3) Wake Forest	62- 96	L	11/20/97	at (3) Duke	65- 100	L
12/05/61	at (7) Duke	72- 115	L	12/03/97	(24) Wake Forest	56- 61	L
12/01/62	at (2) Duke	68- 76	L	03/13/98	vs. (12) Michigan	61- 80	L
12/18/62	(2) Duke	72- 69	W	11/17/98	(1) Duke	61- 94	L
12/22/62	at (1) Cincinnati	46- 72	L	12/21/99	at (10) Duke	65- 109	L
01/08/63	at (9) West Virginia*	73- 89	L	12/30/99	at (1) Stanford	61- 87	L
12/11/63	at (8) Ohio State	95- 73	W	12/05/00	at (1) Duke	60- 102	L
12/15/66	(4) St. Joseph's (Pa.)	79- 83	L	01/02/02	(1/1) Duke	71- 106	L
03/12/66	vs. (5) St. Joseph's (Pa.)	76- 92	L	03/14/02	vs. (14/12) Ohio State	64- 69	L
12/12/67	at (3) Vanderbilt	(ot) 79- 81	L	11/25/02	at (6/4) Duke	80- 95	L
12/30/67	vs. (9) Vanderbilt	67- 80	L	12/28/02	at (4/4) Arizona	69- 95	L
03/15/68	vs. (7) Columbia	(ot) 61- 59	W	11/24/03	(9/10) North Carolina	68- 91	L
03/16/68	vs. (4) North Carolina	66- 70	L	12/29/03	at (2/2) Duke	54- 88	L
01/04/69	(17) St. John's	(ot) 74- 75	L	11/22/04	(9/10) Duke	61- 74	L
02/06/69	vs. (19) Dayton	64- 63	W	11/19/05	at (1/1) Duke	55- 84	L
03/08/69	vs. (10) Villanova	75- 61	W	01/03/06	at (25/25) North Carolina	58- 82	L
03/13/69	vs. (8) St. John's	79- 69	W	11/25/06	at (9/8) Duke	47- 75	L
03/15/69	vs. (4) North Carolina	85- 87	L	03/15/07	vs. (17/20) Maryland	70- 82	L
02/11/70	at (2) South Carolina	68- 62	W	11/14/07	(1/1) North Carolina	68- 72	L
03/07/70	vs. (4) St. Bonaventure	72- 85	L	12/01/07	(7/7) Duke	73- 79	L
02/10/71	(7) South Carolina	62- 70	L	12/08/07	vs. (8/8) UCLA	63- 75	L
01/04/72	at (17) St. John's	88- 84	W	03/21/08	vs. (24/-) Gonzaga	82- 76	W
01/26/72	(17) Princeton	81- 74	W	03/23/08	vs. (8/8) Georgetown	74- 70	W
02/26/72	(9) South Carolina	82- 88	L	03/28/08	vs. (6/5) Wisconsin	73- 56	W
12/19/72	(2) NC State	90- 103	L	03/30/08	vs. (4/4) Kansas	57- 59	L
01/16/74	(15) South Carolina	70- 59	W	11/18/08	at (12/14) Oklahoma	78- 82	L
02/02/74	at (3) Notre Dame	84- 95	L	12/20/08	vs. (13/18) Purdue	58- 76	L
02/13/74	at (2) NC State	78- 105	L	01/07/09	at (2/2) Duke	67- 79	L
12/21/74	(1) NC State	79- 95	L	02/21/09	(21/22) Butler	63- 75	L
01/03/75	at (3) UCLA	64- 91	L	11/14/09	at (11/10) Butler	62- 73	L
01/18/75	at (16) South Carolina	68- 85	L	12/12/09	at (21/22) Gonzaga	91- 103	L
02/07/76	at (11) Notre Dame	74- 117	L	01/02/11	at (24/NR) Vanderbilt	52- 80	L
02/16/77	(7) Wake Forest	68- 70	L	11/18/11	at (6/6) Duke	69- 82	L
02/04/78	at (4) Notre Dame	76- 100	L	12/19/11	at (12/11) Kansas	80- 74	W
12/06/78	at (8) NC State	77- 97	L	02/18/12	(24/-) Wichita State	74- 91	L
01/02/79	(1) Duke	59- 77	L	03/15/12	vs. (-/18) Louisville	62- 69	L
01/08/79	(2) Notre Dame	63- 95	L	11/25/12	vs. (17) Gonzaga	67- 81	L
01/24/80	at (9) St. John's	48- 67	L	01/02/13	vs. (1) Duke	50- 67	L
02/02/80	at (8) Notre Dame	71- 105	L	11/08/13	at (4/4) Duke	77- 111	L
12/13/80	(12) Texas A&M	62- 76	L	11/16/13	vs. (25/25) Virginia	57- 70	L
12/30/80	(8) Wake Forest	70- 83	L	11/24/13	vs. (19/20) New Mexico	58- 79	L
01/04/81	(4) Notre Dame	67- 87	L	12/21/13	at (14/18) North Carolina	(ot) 85- 97	L
12/17/84	at (4) Duke	65- 82	L	12/29/13	at (8/10) Wichita State	70- 81	L
12/18/85	(3) Duke	52- 69	L	11/22/14	vs. (6/6) North Carolina	72- 90	L
03/14/86	vs. (3) Kentucky	55- 75	L	12/30/14	at (3/3) Virginia	72- 83	L
12/09/87	(10) Duke	71- 105	L	01/07/15	at (20/21) VCU*	65- 71	L
01/05/89	at (13) Duke	53- 101	L	01/20/15	(22/22) Dayton*	77- 60	W
12/21/89	(12) Duke	44- 89	L				
12/29/89	at (17) St. John's	65- 83	L				

ALL-TIME RECORD 15-103

Bold - Denotes Win

GAME-BY-GAME RESULTS



The 1907-08 team was Davidson's first. Front (L-R): Hyde Barr, James McClintock, John Fairly. Top (L-R): Walter Pharr, John Turner, Benjamin Cromartie and coach J.W. Rhea.

1907-08

J.W. Rhea No Record

1908-09

J.W. Rhea 1-2
 Guilford 25 -9 W
 Wake Forest 17- 38 L
 Trinity (Duke) 8- 22 L

1909-10

None 2-3
 VPI (Virginia Tech) 12- 68 L
 11/ 1 Furman 37- 42 L
 2 South Carolina 29- 8 W
 Washington & Lee 13- 46 L
 2/ 2 Furman 73- 25 W

1910-11

None 0-2
 Wake Forest 25- 35 L
 2/ 7 North Carolina 25- 27 L

1911-12

None 4-2
 Charlotte YMCA¹ 22- 35 L
 Charlotte YMCA¹ 29- 27 W
 11/ 19 South Carolina 35- 33 W
 Newberry 29- 25 W
 Wofford 37- 44 L
 Wofford 67- 29 W
¹Charlotte, N.C.

1912-13

W.T. Cook 0-1
 Asheville YMCA
 Asheville School
 Wake Forest
 2/ 3 at North Carolina 8- 42 L
 A&M (NC State)

1913-14

None No Record

1914-15

None 3-3
 at Statesville YMCA 39- 21 W
 at Salisbury 38- 39 L
 at Greensboro YMCA 16- 39 L
 Charlotte YMCA¹ 37- 25 W
 Charlotte YMCA¹ 9- 31 L
 Charlotte YMCA¹ 36- 24 W
¹Charlotte, N.C.

1915-16

W.M. Fetzter 11-9
 States YMCA 24- 19 W
 12/ 17 Trinity (Duke) 27- 23 W
 at Asheville YMCA 27- 39 L
 at Asheville School 44- 35 W
 1/ 18 Elon 17- 25 L
 A&M (NC State)¹ 30- 18 W
 at Guilford 49- 26 W
 at Winston-Salem YMCA 33- 34 L
 Charlotte YMCA 49- 37 W
 Guilford 45- 18 W
 at Statesville YMCA 39- 33 W
 at A&M (NC State) 14- 35 L
 at Trinity (Duke) 22- 38 L
 2/ 16 North Carolina 14- 20 L
 at Greensboro YMCA 32- 25 W
 at Statesville YMCA 48- 17 W
 Charlotte YMCA¹ 19- 28 L
 at Statesville YMCA 28- 36 L
 at Elon 23- 18 W
 at North Carolina 21- 31 L
¹Charlotte, N.C.

1916-17

W.M. Fetzter 11-6
 Charlotte YMCA 60- 22 W
 Charlotte YMCA 50- 33 W
 at Statesville YMCA 34- 31 W
 Charlotte YMCA¹ 49- 34 W
 1/ 24 Stetson 47- 14 W
 at Winston-Salem YMCA 28- 33 L
 at Guilford 30- 27 W
 at Elon 31- 26 W
 at Trinity (Duke) 26- 32 L
 2/ 2 at North Carolina 36- 31 W
 at NC State 26- 32 L
 at Wake Forest 26- 19 W
 7 Elon 19- 28 L
 Statesville YMCA 28- 30 L
 Guilford 19- 18 W
 Charlotte YMCA 36- 14 W
 at Statesville YMCA 31- 37 L
¹Charlotte, N.C.

1917-18

W.M. Fetzter 7-4
 at Washington & Lee 33- 20 W
 at VMI 12- 29 L
 at VPI (Virginia Tech) 49- 20 W
 at Roanoke 43- 17 W
 Winston-Salem YMCA 55- 33 W
 Guilford 37- 24 W



The 1912-13 Wildcats played Wake Forest, North Carolina and A&M (North Carolina State) in the same season for the first time in school history.

GAME-BY-GAME RESULTS

Guilford ¹	16-	22	L
2/ 26	at Elon	29- 23	W
	at North Carolina	22- 28	L
	at Trinity (Duke)	24- 30	L
3/ 2	Clemson	37- 22	W

¹Charlotte, N.C.

1918-19

None		3-6	
	Camp Green ¹	54- 14	W
	at VMI	10- 61	L
	at Washington & Lee	6- 28	L
	at VPI (Virginia Tech)	17- 20	L
	at Roanoke	15- 25	L
	at Guilford	9- 21	L
2/ 18	at Trinity (Duke)	20- 19	W
	at Elon	23- 19	W
3/ 2	at North Carolina	12- 40	L

¹Charlotte, N.C.

1919-20

F.W. Hengeveld		3-10	
1/ 16	North Carolina	31- 20	W
	at Guilford	22- 29	L
	at NC State	10- 30	L
	at Wake Forest	12- 24	L
	at North Carolina	22- 23	L
	at Elon	18- 24	L
	Clemson	26- 28	L
2/ 7	at Clemson	27- 38	L
	at South Carolina	27- 25	W
	at Wofford	38- 17	W
	at Presbyterian	30- 37	L
	at South Carolina	17- 28	L
	NC State	19- 37	L

1920-21

F.W. Hengeveld		7-7	
	Guilford	51- 14	W
	NC State	45- 13	W
	at Elks Club	23- 37	L
	at Washington & Lee	28- 31	L
2/ 2	at Virginia	23- 47	L
	Elon	38- 25	W
	Florida	45- 26	W
	at Elon	19- 30	L
	at NC State	28- 29	L
	at North Carolina	20- 37	L
	Charlotte YMCA	55- 11	W
	at Guilford	25- 27	L
	Wofford	35- 34	W
	at Winston-Salem YMCA	34- 25	W

1921-22

F.W. Hengeveld		10-3	
	Charlotte YMCA ¹	44- 22	W
	Wofford	30- 21	W
	NC State	23- 22	W
2/ 7	at Trinity (Duke)	18- 22	L
	at NC State	25- 21	W
	at Wake Forest	29- 27	W
	at Elon	30- 34	L
	Trinity (Duke) ¹	32- 27	W
	Elon	53- 25	W
	Guilford	26- 45	L
	at Clemson	32- 16	W
	at Wofford	30- 25	W
	Wake Forest	36- 27	W

¹Charlotte, N.C.

1922-23

H.M. Grey		9-8	
	Charlotte YMCA ¹	36- 20	W
	Charlotte YMCA	38- 32	W
	NC State	21- 8	W
	Concord YMCA	35- 28	W
	Trinity (Duke) ¹	27- 39	L
	Wofford	37- 12	W
	at Concord YMCA	37- 21	W
	at NC State	22- 26	L
	Wake Forest	24- 29	L
	Guilford	43- 45	L
2/ 16	at Elon	30- 24	W
	at Wake Forest	27- 17	W
	at Clemson	18- 25	L
	at Wofford	30- 32	L
	at Furman	39- 34	W
	at Guilford	15- 23	L
3/ 3	Elon	25- 39	L

¹Charlotte, N.C.

1923-24

Monk Younger		10-8	
	Concord YMCA	49- 6	W
	Charlotte YMCA	20- 26	L
	at Statesville A.A.	36- 14	W
1/ 19	North Carolina ¹	27- 37	L
	Belmont A.L.	31- 28	W
	Guilford	33- 23	W
	Trinity (Duke) ¹	30- 40	L
	Florida	34- 22	W
	Lenoir-Rhyne	34- 21	W
	NC State	24- 13	W
2/ 13	South Carolina	35- 29	W
	Wake Forest	22- 32	L
	Charlotte YMCA	23- 37	L
	at Wake Forest	16- 33	L
	at NC State	33- 39	L
	at Guilford	25- 37	L
	at Belmont A.L.	33- 28	W
	Statesville A.A.	44- 13	W

¹Charlotte, N.C.

1924-25

Monk Younger		16-6	
	Concord YMCA	39- 19	W
	Charlotte YMCA	31- 21	W
1/ 9	Duke ¹	27- 25	W
	at Duke	39- 22	W
	at North Carolina	13- 44	L
	Elon	46- 14	W
	at Concord YMCA	37- 14	W
	at Duke	22- 18	W
	Durham Elks	33- 49	L
	Wake Forest	36- 48	L
	Durham Elks	44- 23	W
	Charlotte YMCA ¹	27- 37	L
	High Point	45- 28	W
2/ 17	Georgia Tech	36- 27	W
	at Guilford	58- 27	W
	at VPI (Virginia Tech)	40- 29	W
	at Washington & Lee	33- 34	L
	at Hampden-Sydney	35- 17	W
	at Roanoke	41- 19	W
	Wake Forest	28- 33	L
	Guilford	49- 18	W
	Wake Forest	48- 28	W

¹Charlotte, N.C.

GAME-BY-GAME RESULTS

1925-26

Monk Younger			8-9
	Concord YMCA	53- 15	W
	Salisbury YMCA	27- 28	L
1/ 8	Duke	32- 31	W
	NC State	19- 35	L
	Wofford	32- 19	W
	Hampden-Sydney	38- 31	W
	Concord YMCA	48- 15	W
	Guilford	38- 28	W
	Charlotte YMCA	42- 39	W
	Furman	36- 40	L
2/ 15	at Clemson	30- 32	L
16	at Furman	33- 29	W
	at Wofford	29- 30	L
	NC State	19- 35	L
	at Duke	30- 32	L
23	at North Carolina	18- 53	L
	at The Citadel	37- 39	L

1926-27

Monk Younger			10-8
	Salisbury YMCA	33- 32	W
	Concord YMCA	41- 19	W
	at Salisbury YMCA	33- 34	L
	Union Seminary	42- 16	W
	Wofford	50- 34	W
1/ 29	Furman	32- 41	L
	Elon	36- 18	W
	at NC State	20- 32	L
	at Duke	24- 39	L
	Guilford	67- 27	W
	Lenoir-Rhyne	31- 27	W
	Carolina Monograms ¹	(ot) 33- 29	W
	at Parris Island	18- 20	L
2/ 17	at College of Charleston	35- 29	W
	at The Citadel	30- 41	L
	at The Citadel	36- 40	L
2/ 21	at South Carolina	29- 34	L
	Duke	49- 42	W

1927-28

Monk Younger			9-7
	Salisbury YMCA	47- 43	W
1/ 11	Duke	27- 46	L
13	Furman	25- 33	L
	Guilford	26- 28	L
	Wofford	53- 31	W
	Elon	40- 37	W
	at Salisbury YMCA	47- 44	W
	Lenoir-Rhyne	40- 22	W
	at The Citadel	30- 39	L
2/ 13	at College of Charleston	57- 29	W
15	at Clemson	24- 35	L
16	at Furman	27- 32	L
	at Wofford	37- 27	W
	at Wake Forest	51- 27	W
22	at Duke	33- 51	L
	at Guilford	30- 27	W

1928-29

Monk Younger			10-8
1/ 9	Furman ¹	40- 55	L
	North Carolina ¹	21- 34	L
	Wofford	46- 30	W
	Lenoir-Rhyne	39- 26	W
30	Elon	41- 35	W
	Carolina Monograms ¹	41- 27	W
	VPI (Virginia Tech)	28- 12	W

Duke	47- 40	W
at Guilford	25- 12	W
at VPI (Virginia Tech)	41- 19	W
at VMI	37- 38	L
at Washington & Lee	26- 55	L
at Virginia	27- 38	L
at Lynchburg	33- 17	W
Wake Forest	38- 25	W
at Duke	25- 33	L
at North Carolina	7- 45	L
at NC State	22- 30	L

¹Charlotte, N.C.

1929-30

Monk Younger			12-7
	Catawba	50- 26	W
	Charlotte YMCA	33- 18	W
	at Wofford	29- 15	W
	at Furman	20- 33	L
1/ 9	North Carolina ¹	22- 20	W
11	Lenoir-Rhyne	39- 25	W
	Charlotte YMCA ¹	38- 39	L
	Maryville	33- 20	W
	at VMI	35- 27	W
	at Roanoke	49- 16	W
	at VPI (Virginia Tech)	38- 20	W
	Duke ¹	30- 33	L
	Wake Forest	33- 17	W
2/ 15	Elon	44- 30	W
	Erskine	27- 32	L
	at NC State	17- 43	L
	at Duke	21- 45	L
24	at North Carolina	10- 19	L
	Wofford	29- 10	W

¹Charlotte, N.C.

1930-31

Monk Younger			8-8
	NC State ¹	26- 19	W
1/ 10	North Carolina	18- 17	W
	Erskine	37- 23	W
	VPI (Virginia Tech)	22- 20	W
	Elon	39- 28	W
	Lenoir-Rhyne	46- 19	W
	at Duke	18- 27	L
	Charlotte YMCA	20- 29	L
	at Guilford	18- 27	L
2/ 12	at North Carolina	30- 28	W
	at NC State	23- 30	L
	Duke	17- 31	L
	Wake Forest	20- 22	L
19	at South Carolina	35- 26	W
	at College of Charleston	30- 32	L
	at The Citadel	21- 22	L

¹Charlotte, N.C.

1931-32

Flake Laird			3-12
1/ 9	North Carolina ¹	29- 45	L
11	Furman	8- 19	L
	Guilford	22- 18	W
29	at Duke	6- 21	L
2/ 1	Duke ¹	20- 38	L
	Erskine	27- 28	L
	Lenoir-Rhyne	41- 22	W
	Barium All-Stars	14- 16	L
	at NC State	26- 27	L
11	at North Carolina	28- 32	L
	College of Charleston	32- 19	W

GAME-BY-GAME RESULTS

at Wake Forest	19- 32	L	13	at North Carolina	26- 38	L
Elon	30- 32	L		at High Point	30- 31	L
at The Citadel	21- 32	L		at Wake Forest	28- 29	L
at College of Charleston	22- 28	L		at NC State	39- 28	W
	¹ Charlotte, N.C.			Wake Forest	31- 24	W
				Erskine	47- 34	W

1932-33

Flake Laird		4-14
Charlotte YMCA ¹	27- 37	L
Charlotte YMCA	29- 37	L
1/ 5 Furman	30- 44	L
7 North Carolina1	18- 56	L
9 Duke ¹	14- 58	L
Erskine	32- 33	L
Wofford	(ot) 27- 25	W
30 at Furman	26- 33	L
at Wofford	24- 39	L
at VPI (Virginia Tech)	22- 27	L
at Lynchburg	24- 21	W
2/ 7 at Duke	25- 44	L
NC State	16- 39	L
at Wake Forest	39- 43	L
14 at Elon	38- 18	W
16 at North Carolina	26- 39	L
at NC State	23- 35	L
Lynchburg	37- 32	W

¹Charlotte, N.C.

1933-34

Flake Laird		6-13
at Kannapolis YMCA	42- 30	W
at Statesville	33- 38	L
at Gastonia	35- 22	W
Statesville	39- 33	W
1/ 6 North Carolina	29- 38	L
at Duke	35- 40	L
at Lenoir-Rhyne	38- 29	W
NC State	29- 32	L
Wake Forest	25- 34	L
at VPI (Virginia Tech)	32- 28	W
2/ 1 at Virginia	25- 43	L
at William & Mary	19- 31	L
NC State	26- 50	L
NC State	23- 36	L
Lenoir-Rhyne	31- 24	W
12 at Duke	26- 57	L
13 at North Carolina	25- 39	L
15 at Elon	34- 35	L
at Erskine	23- 32	L

1934-35

Flake Laird		13-10
Charlotte YMCA	42- 28	W
at Lenoir-Rhyne	34- 25	W
1/ 2 Duke ¹	35- 39	L
Wofford	40- 35	W
5 North Carolina ¹	26- 36	L
Oglethorpe	41- 38	W
Lenoir-Rhyne	46- 33	W
at Catawba	36- 31	W
NC State	21- 29	L
at Wofford	31- 33	L
at Oglethorpe	45- 37	W
at Atlanta YMCA	53- 56	L
at Atl. Jewish Prog. Club	29- 31	L
Catawba	43- 29	W
Charlotte YMCA ¹	35- 31	W
2/ 9 at Elon	46- 43	W
12 at Duke	34- 35	L

1935-36

Flake Laird		4-15
Statesville Spirals	28- 32	L
at Lenoir-Rhyne	31- 51	L
at Statesville Spirals	29- 24	W
1/ 4 North Carolina ¹	27- 45	L
8 at Duke	24- 46	L
NC State	17- 55	L
at Catawba	25- 27	L
Elon	30- 43	L
Lenoir-Rhyne	27- 19	W
at Wake Forest	34- 37	L
at NC State	32- 43	L
2/ 12 at North Carolina	16- 31	L
13 at Duke	33- 37	L
Catawba	25- 24	W
at VMI	32- 37	L
18 at Virginia	28- 33	L
at VPI (Virginia Tech)	30- 35	L
Wake Forest	23- 26	L
Erskine	40- 25	W

¹Charlotte, N.C.

1936-37

Flake Laird		13-10 (5-8 SoCon)
Catawba	41- 34	W
Unique Furniture	37- 35	W
Charlotte YMCA	36- 25	W
1/ 6 at Duke*	34- 40	L
9 North Carolina ¹	35- 33	W
Groves Thread	38- 46	L
NC State*	35- 41	L
20 South Carolina*	35- 39	L
2/ 1 at Duke*	27- 32	L
2 at North Carolina*	20- 34	L
4 at Furman*	45- 31	W
at The Citadel*	46- 36	W
8 at College of Charleston	39- 18	W
Guilford	46- 26	W
at NC State*	34- 51	L
at Wake Forest*	43- 31	W
The Citadel*	46- 34	W
17 College of Charleston	51- 34	W
18 at South Carolina*	29- 40	L
Wake Forest*	33- 44	L
at Catawba	45- 37	W
Lenoir-Rhyne	31- 43	L
Erskine	45- 31	W

*Southern Conference game

¹Charlotte, N.C.

1937-38

Norman Shepard		10-12 (4-11)
at College of Charleston	51- 21	W
J.O. Jones	43- 29	W
McCrary Eagles	45- 48	L
Carlton Mills	42- 41	W
1/ 5 at Duke*	40- 22	W
8 North Carolina ¹	(ot) 35- 37	L
11 South Carolina	37- 26	W
13 at Furman*	30- 25	W

GAME-BY-GAME RESULTS

	Clemson*	29- 39	L
	NC State*	24- 25	L
	Guilford	57- 16	W
	The Citadel*	(ot) 29- 33	L
2/ 8	Duke* ¹	28- 52	L
9	at North Carolina*	30- 41	L
	at Wake Forest*	37- 45	L
	at NC State*	34- 46	L
	at College of Charleston	40- 33	W
	at The Citadel*	26- 28	L
21	at Clemson*	34- 35	L
24	at South Carolina*	36- 22	W
26	Furman*	61- 36	W
	Wake Forest*	45- 47	L

*Southern Conference game
¹Charlotte, N.C.



The 1938-39 squad went 19-10 under coach Norm Shepard in his second season. The Wildcats beat Duke twice and North Carolina once that season.

1938-39

Norman Shepard		19-10 (9-7)
	Duke Power	67- 33 W
	J.O. Jones	68- 21 W
	at Hampden-Sydney	46- 45 W
	at William & Mary*	55- 35 W
	at Randolph-Macon	49- 33 W
	at University of Baltimore	27- 38 L
	at Maryland*	27- 44 L
	at Shelby-Lions	33- 41 L
	at McCrary Eagles	47- 45 W
1/ 5	at Duke*	41- 39 W
7	North Carolina* ¹	46- 39 W
10	South Carolina*	37- 24 W
13	at Furman*	40- 31 W
	at Wofford	36- 25 W
	NC State*	36- 40 L
	Guilford	42- 21 W
	The Citadel*	46- 32 W
2/ 7	North Carolina*	28- 35 L
8	at Duke*	42- 40 W
	at VPI (Virginia Tech)*	55- 40 W
	at Wake Forest*	43- 61 L
	at NC State*	26- 45 L
	at The Citadel*	30- 45 L
	Wofford	44- 22 W
23	at South Carolina*	36- 30 W
	Wake Forest*	32- 38 L
28	Furman*	53- 27 W
3/ 2	Washington & Lee ²	43- 32 W
3	vs. Clemson ²	33- 49 L

*Southern Conference game
¹Charlotte, N.C.

²Southern Conference Tournament, Raleigh, N.C.

1939-40

Norman Shepard		8-13 (4-11)
	J.O. Jones	34- 30 W
	Charlotte YMCA	61- 50 W
	at VMI*	32- 31 W

	at Richmond*	32- 33	L
	at McCrary Eagles	22- 39	L
	at George Washington	42- 74	L
	Duke*	28- 51	L
	Wake Forest*	26- 48	L
	North Carolina* ¹	47- 55	L
	NC State*	41- 52	L
	at Furman*	43- 33	W
	at Guilford	47- 27	W
	The Citadel*	52- 42	W
2/ 6	at Duke*	30- 47	L
7	at North Carolina*	31- 44	L
	at NC State*	27- 40	L
	at Wake Forest*	37- 57	L
	at The Citadel*	31- 46	L
19	at South Carolina*	39- 47	L
21	South Carolina*	52- 39	W
26	Furman* ¹	46- 39	W

*Southern Conference game
¹Charlotte, N.C.

1940-41

Norman Shepard		11-12 (5-7)
	at Union Seminary	61- 26 W
	at J.O. Jones	91- 44 W
	at Lynchburg	46- 35 W
	at George Washington	35- 55 L
	at Seton Hall	28- 52 L
	at McCrary Eagles	49- 55 L
1/ 6	at Duke*	33- 57 L
	at NC State*	39- 48 L
14	at South Carolina*	27- 49 L
29	at Furman*	45- 34 W
	at Wofford	40- 49 L
	VPI (Virginia Tech)*	41- 57 L
	The Citadel*	51- 43 W
2/ 4	at North Carolina*	30- 38 L
	College of Charleston	63- 44 W
	at NC State*	43- 51 L
	Wofford	52- 47 W
	at College of Charleston	51- 54 L
	at The Citadel*	39- 37 W
18	Furman*	47- 40 W
20	South Carolina*	52- 48 W
22	North Carolina* ²	31- 39 L
	Guilford	47- 31 W

*Southern Conference game
²Winston-Salem, N.C.

1941-42

Norman Shepard		12-13 (3-9)
	J.O. Jones	44- 25 W
	at Hanes Hosiery	24- 52 L
	at Kannapolis YMCA	36- 30 W
	Kannapolis YMCA	43- 38 W
12/ 13	North Carolina*	22- 37 L
	Langley Field	21- 20 W
	Naval Base	25- 44 L
	at McCrary Eagles	33- 45 L
1/ 7	at Duke*	40- 75 L
	NC State*	48- 71 L
14	at South Carolina*	22- 30 L
	at NC State*	43- 60 L
	at Guilford	44- 27 W
2/ 3	at North Carolina*	38- 45 L
4	at Duke*	37- 73 L
	at Wofford	37- 31 W
	Guilford	29- 20 W
	at College of Charleston	29- 31 L
	at The Citadel*	41- 39 W

GAME-BY-GAME RESULTS

	The Citadel*	48- 33	W	1/ 10	North Carolina*	32- 47	L
19	Furman*	(ot) 34- 29	W	17	at Furman*	39- 32	W
	Wofford	49- 35	W		NC State*	31- 44	L
	College of Charleston	49- 38	W		U.S. Rubber Co.	49- 44	W
26	South Carolina*	39- 46	L		Wofford	40- 53	L
27	at Furman*	39- 43	L		at College of Charleston	32- 28	W
	<i>*Southern Conference game</i>						

1942-43

Norman Shepard		18-6 (7-4)					
	Kannapolis YMCA	55- 45	W	17	The Citadel*	26- 60	L
	McCrary Eagles	52- 40	W		at Clemson*	34- 31	W
	Morris Field	60- 29	W		Morris Field	30- 47	L
	Charlotte YMCA	60- 35	W		College of Charleston	39- 37	W
1/ 7	Duke*	50- 60	L	2/ 28	Morris Field	29- 52	L
	NC State*	48- 37	W		Furman*	50- 33	W
	Guilford	58- 25	W				
	Catawba	37- 32	W				
16	South Carolina*	58- 43	W				
2/ 1	North Carolina*	57- 41	W	12/ 14	at Duke*	23- 50	L
	Wofford	59- 27	W	15	at North Carolina*	31- 63	L
4	South Carolina*	54- 64	L		at Kannapolis YMCA	44- 43	W
	Catawba	37- 53	L	1/ 5	at Duke*	27- 55	L
	College of Charleston	63- 34	W		at NC State*	41- 44	L
12	North Carolina*	27- 53	L	11	at Furman*	34- 38	L
	NC State*	45- 53	L	12	at Furman*	47- 40	W
16	Clemson*	53- 41	W	15	North Carolina*	30- 58	L
	The Citadel*	54- 48	W	29	Furman*	46- 49	L
	College of Charleston	61- 54	W	30	Furman*	36- 38	L
	The Citadel*	48- 44	W		at College of Charleston	61- 38	W
	Wofford	40- 38	W		at The Citadel*	39- 41	L
27	Clemson*	49- 32	W		at Wofford	51- 49	W
3/ 4	at NC State ²	33- 30	W	2/ 6	at Clemson*	44- 33	W
5	vs. George Wash. ²	(ot) 40- 47	L		Wofford	38- 33	W
	<i>*Southern Conference game</i>						

²Southern Conference Tournament, Raleigh, N.C.

1943-44

Norman Shepard		16-7 (3-4)					
	24th C.T.D.	33- 28	W				
	Morris Field	54- 19	W				
	Charlotte YMCA	64- 25	W				
	Catawba	49- 24	W				
	Catawba	52- 51	W				
	Morris Field	60- 19	W				
	at Catawba	43- 41	W				
1/ 8	at North Carolina*	37- 43	L				
	Morris Field	60- 30	W				
	at High Point	67- 38	W				
	at Guilford	60- 34	W				
	Camp Sutton	53- 37	W				
	at Charlotte YMCA	64- 40	W				
	College of Charleston	60- 20	W				
	The Citadel*	47- 43	W				
2/ 8	North Carolina* ¹	40- 43	L	12/ 19	at Georgia Tech	41- 55	L
	at Preflight	29- 82	L	1/ 7	McCrary Eagles	58- 47	W
	at NC State*	33- 42	L	10	at Duke*	47- 55	L
16	Clemson*	42- 38	W		NC State*	48- 53	L
	NC State*	41- 27	W		Guilford	78- 31	W
	NC State*	31- 54	L	28	McCrary Eagles	66- 53	W
	at Catawba	37- 51	L		South Carolina*	74- 43	W
24	vs. VPI (Virginia Tech) ²	34- 38	L	2/ 1	at College of Charleston	67- 53	W
	<i>*Southern Conference game</i>						

¹Charlotte, N.C.

²Southern Conference Tournament, Raleigh, N.C.

1944-45

Norman Shepard		9-9 (3-6)					
	U.S. Rubber Co.	54- 46	W	18	North Carolina*	38- 45	L
	at Wofford	41- 29	W	20	Clemson*	86- 48	W
	Guilford	42- 22	W	22	at NC State*	56- 65	L

1945-46

Norman Shepard		13-12 (3-11)					
	Kannapolis YMCA	41- 22	W				
	Elon	48- 35	W				
	at Duke*	23- 50	L				
	at North Carolina*	31- 63	L				
	at Kannapolis YMCA	44- 43	W				
	at Duke*	27- 55	L				
	at NC State*	41- 44	L				
	at Furman*	34- 38	L				
	at Furman*	47- 40	W				
	North Carolina*	30- 58	L				
	Furman*	46- 49	L				
	Furman*	36- 38	L				
	at College of Charleston	61- 38	W				
	at The Citadel*	39- 41	L				
	at Wofford	51- 49	W				
	at Clemson*	44- 33	W				
	Wofford	38- 33	W				
	The Citadel*	37- 30	W				
	Clemson*	49- 53	L				
	NC State*	42- 49	L				
	College of Charleston	47- 23	W				
	Appalachian State	52- 39	W				
	Washington & Lee*	52- 39	W				
	Washington & Lee*	51- 49	W				
	Catawba	58- 64	L				
	<i>*Southern Conference game</i>						

1946-47

Norman Shepard		17-8 (7-7)					
	Kannapolis YMCA	76- 46	W				
	Catawba	55- 17	W				
	at McCrary Eagles	59- 58	W				
	at Wofford	55- 30	W				
	at Georgia Tech	41- 55	L				
	McCrary Eagles	58- 47	W				
	at Duke*	47- 55	L				
	NC State*	48- 53	L				
	Guilford	78- 31	W				
	McCrary Eagles	66- 53	W				
	South Carolina*	74- 43	W				
	at College of Charleston	67- 53	W				
	at The Citadel*	60- 34	W				
	at South Carolina*	52- 50	W				
	at Duke*	47- 61	L				
	at North Carolina*	46- 55	L				
	The Citadel*	72- 46	W				
	at Clemson*	53- 57	L				
	at Furman*	57- 45	W				
	North Carolina*	38- 45	L				
	Clemson*	86- 48	W				
	at NC State*	56- 65	L				

GAME-BY-GAME RESULTS

26	Wofford	74- 46	W
28	Furman*	68- 51	W
3/ 1	College of Charleston	67- 55	W

*Southern Conference game

1947-48

Norman Shepard		19-9 (10-7)	
	Kannapolis YMCA	80- 31	W
	at McCrary Eagles	58- 50	W
	at Clemson*	60- 43	W
	Washington & Lee*	56- 45	W
	at George Washington*	40- 57	L
	at Maryland*	58- 59	L
	at Quantico Marines	75- 50	W
	at Hanes Hosierey	46- 52	L
1/ 6	vs. Duke*	44- 42	W
9	NC State*	39- 72	L
10	at South Carolina*	45- 60	L
	Wofford	62- 35	W
	at McCrary Eagles	60- 48	W
	at North Carolina*	42- 50	L
30	College of Charleston	62- 34	W
2/ 3	at Furman*	57- 46	W
	VMI*	63- 53	W
10	South Carolina*	69- 44	W
12	Clemson*	85- 52	W
	The Citadel*	69- 30	W
17	at NC State*	52- 89	L
	at Wofford	60- 45	W
24	North Carolina*	46- 52	L
26	Furman*	75- 39	W
	at The Citadel*	49- 42	W
	at College of Charleston	55- 52	W
3/ 4	vs. Maryland ²	58- 51	W
5	at Duke ²	39- 53	L

*Southern Conference game

²Southern Conference Tournament, Durham, N.C.

1948-49

Norman Shepard		18-8 (11-6)	
	Charlotte YMCA	52- 28	W
	Ellers	85- 39	W
	at Hanes Hosierey	51- 46	W
	at Wofford	53- 61	L
12/17	Duke* ¹	41- 58	L
	at McCrary Eagles	69- 52	W
	Maryland* ¹	52- 49	W
1/ 8	South Carolina*	64- 53	W
11	NC State* ¹	47- 64	L
	The Citadel*	54- 25	W
28	at North Carolina*	47- 37	W
29	at Duke*	51- 57	L
2/ 1	Clemson* ¹	65- 55	W
	College of Charleston	52- 39	W
	Wofford	82- 56	W
9	Furman* ¹	66- 40	W
	at VMI*	51- 31	W
	at Washington & Lee*	70- 44	W
15	at NC State*	34- 62	L
18	at Furman*	59- 46	W
19	at Clemson*	54- 52	W
22	North Carolina* ¹	52- 53	L
24	at South Carolina*	53- 69	L
	at College of Charleston	55- 53	W
	at The Citadel*	50- 42	W
3/ 2	vs. William & Mary ²	50- 54	L

*Southern Conference game

¹Charlotte, N.C.

²Southern Conference Tournament, Durham, N.C.

1949-50

Boyd Baird		10-16 (6-12)	
12/ 5	at NC State*	43- 77	L
	at McCrary Eagles	69- 76	L
	at VPI (Virginia Tech)*	60- 56	W
12/ 14	at Georgia Tech	59- 78	L
15	Duke*	49- 66	L
	Monroe Clippers	63- 60	W
	Hanes Hosierey	90- 87	W
	at Monroe Clippers	49- 60	L
1/ 7	North Carolina*	53- 63	L
10	(9) NC State*	35- 44	L
13	at Furman*	58- 52	W
14	at Clemson*	82- 88	L
	McCrary Eagles	70- 56	W
27	at Duke*	59- 69	L
28	at North Carolina*	54- 67	L
31	South Carolina*	46- 66	L
	at The Citadel*	34- 41	L
	at College of Charleston	51- 54	L
2/ 8	at South Carolina*	64- 37	W
	at VMI*	56- 58	L
14	Clemson*	68- 47	W
	Richmond*	77- 65	W
	at Maryland*	60- 81	L
22	Furman*	61- 64	L
	The Citadel*	68- 58	W
		87- 48	W

*Southern Conference game

Home games on campus played at Johnston Gym

() Opponents' AP ranking

1950-51

Boyd Baird		7-19 (5-15)	
12/ 5	at NC State*	53- 87	L
9	North Carolina*	69- 72	L
15	at Richmond*	61- 69	L
16	at William & Mary*	49- 65	L
20	at Quantico Marines	66- 83	L
21	at Loyola (Md.)	65- 63	W
23	at Geneva	79- 68	W
30	Morehead	63- 75	L
1/ 2	at McCrary Eagles	61- 78	L
5	at South Carolina*	52- 69	L
6	at The Citadel*	55- 52	W
9	(7) NC State*	61- 70	L
13	at North Carolina*	53- 56	L
15	McCrary Eagles	71- 73	L
26	at Furman*	78- 63	W
27	at Clemson*	56- 55	W
29	at Duke*	73- 94	L
2/ 1	Maryland*	55- 57	L
3	The Citadel* ¹	69- 49	W
5	South Carolina*	71- 74	L
6	Furman*	70- 51	W
9	Clemson*	62- 74	L
12	Duke* ¹	68- 90	L



Norman Shepard's 1948-49 Wildcats finished 18-8, highlighted by victories over the likes of Maryland, South Carolina, North Carolina and Clemson.

GAME-BY-GAME RESULTS

16	at Washington & Lee*	68- 81	L	5	at NC State	41- 99	L
17	VMI*	74- 87	L	8	South Carolina	65- 56	W
23	Washington & Lee*	74- 78	L	12	VPI (Virginia Tech)*	61- 68	L
	*Southern Conference game ~ 'Charlotte, N.C.			15	at (13) Duke	37- 78	L
	Home games on campus played at Johnston Gym			16	at VMI*	58- 65	L
	() Opponents' AP ranking			1/ 2	at McCrary Eagles	81- 91	L

1951-52

Boyd Baird		7-18 (4-15)					
12/ 1	Catawba ¹	65- 62	W	16	at Washington & Lee*	63- 74	L
4	NC State*	48- 74	L	18	at VPI (Virginia Tech)*	87- 69	W
8	Furman*	66- 82	L	30	College of Charleston	77- 53	W
14	Washington & Lee*	69- 64	W	2/ 2	at South Carolina	73- 96	L
18	at (19) Duke*	49- 88	L	6	VMI*	75- 63	W
27	Auburn ²	59- 66	L	12	at College of Charleston	76- 59	W
28	South Carolina ³	87- 63	W	13	at The Citadel*	70- 75	L
29	Georgia Tech ³	60- 78	L	16	at North Carolina ¹	69- 89	L
1/ 2	at McCrary Eagles	63- 68	L	22	NC State	54-101	L
4	South Carolina*	61- 76	L	26	at Furman*	93-105	L
11	The Citadel*	100- 66	W	27	at Clemson	69- 81	L
14	at North Carolina*	77- 78	L	3/ 4	vs. Furman ²	68- 84	L
18	VPI (Virginia Tech)*	67- 58	W		*Southern Conference game ~ 'Charlotte, N.C.		
2/ 1	at Furman*	69- 98	L		² SoCon Tournament, Morgantown, W.Va.		
2	at Clemson*	49- 67	L		Home games on campus played at Johnston Gym		
5	Wake Forest*	63- 64	L		() Opponents' AP ranking		
8	Clemson*	69- 71	L				
9	at NC State*	49- 72	L				
15	at South Carolina*	56- 61	L				
16	at The Citadel*	52- 62	L				
18	North Carolina*	76- 71	W				
23	at Wake Forest*	68- 82	L				
26	(15) Duke*	50- 58	L				
29	at Loyola (Md.)	73- 65	W				
3/ 1	at Maryland	48- 71	L				
	¹ Southern Conference game						
	² Carolinas Invitational Tournament						
	Home games on campus played at Johnston Gym						
	() Opponents' AP ranking						

1952-53

Danny Miller		4-17 (3-14)					
12/ 1	Erskine	89- 76	W	2/ 4	Washington & Lee*	56- 83	L
6	at NC State*	47- 82	L	5	VMI*	68- 65	W
9	Furman*	71- 67	W	10	Furman*	67- 96	L
16	at Duke*	65- 94	L	17	at Furman*	76-125	L
1/ 3	South Carolina*	57- 66	L	21	Catawba	72- 70	W
6	(8) NC State*	71-105	L	25	at Washington & Lee*	52- 61	L
10	at Tennessee	56- 84	L	26	at VMI*	52- 73	L
13	at North Carolina*	60- 71	L	3/ 3	vs. (8) George Wash. ²	36- 74	L
17	at Wake Forest*	58- 91	L		*Southern Conference game		
30	(18) North Carolina ¹	52- 73	L		² Southern Conference Tournament, Richmond, Va.		
2/ 3	Wake Forest*	57- 69	L		Home games on campus played at Johnston Gym		
6	at South Carolina*	69- 77	L		() Opponents' AP ranking		
7	at The Citadel*	81- 64	W				
9	Tennessee	73- 83	L				
13	Clemson*	59- 64	L				
17	at McCrary Eagles	64- 74	L				
19	The Citadel*	69- 59	W				
21	at Furman*	54- 89	L				
23	at Clemson*	58- 72	L				
24	Duke*	72- 99	L				
28	at VPI (Virginia Tech)*	62- 71	L				
	*Southern Conference game ~ 'Charlotte, N.C.						
	Home games on campus played at Johnston Gym						
	() Opponents' AP ranking						

1953-54

Danny Miller		7-16 (3-5)					
12/ 2	Guilford	56- 63	L	1/ 2	at McCrary Eagles (exh.)	93- 78	W
4	at Wake Forest	46- 88	L	3	at Wofford	67- 96	L
				6	The Citadel*	65- 59	W
				9	at VPI (Virginia Tech)*	63- 89	L

1954-55

Danny Miller		8-13 (4-6)	
12/ 2	at Guilford	94- 73	W
6	Guilford	78- 69	W
9	at College of Charleston	69- 92	L
10	at The Citadel*	70- 51	W
11	at Sewanee	54- 80	L
13	at Southwestern (Rhodes)	63- 97	L
14	Duke	75-107	L
16	VPI (Virginia Tech)*	70- 71	L
1/ 7	The Citadel*	87- 66	W
11	Wofford	63- 81	L
14	at VPI (Virginia Tech)*	70- 68	W
29	College of Charleston	83- 71	W
31	at Wake Forest	51-101	L
2/ 4	Washington & Lee*	56- 83	L
5	VMI*	68- 65	W
10	Furman*	67- 96	L
17	at Furman*	76-125	L
21	Catawba	72- 70	W
25	at Washington & Lee*	52- 61	L
26	at VMI*	52- 73	L
3/ 3	vs. (8) George Wash. ²	36- 74	L

1955-56

Danny Miller/Tom Scott		10-15 (5-7)	
12/ 2	Furman ¹	66- 76	L
3	at Tennessee	64- 77	L
6	Catawba	96- 90	W
9	at College of Charleston	93- 70	W
10	at The Citadel*	93- 64	W
13	VPI (Virginia Tech)*	78- 76	W
15	Guilford	108- 65	W
19	Colgate ³	51- 86	L
20	Mississippi State ³	82- 89	L
21	Boston University ³	69- 87	L
1/ 2	at McCrary Eagles (exh.)	93- 78	W
3	at Wofford	67- 96	L
6	The Citadel*	65- 59	W
9	at VPI (Virginia Tech)*	63- 89	L

GAME-BY-GAME RESULTS

12	Furman*	70- 72	L	at VPI (Virginia Tech)*	51- 64	L
14	at Washington & Lee*	71- 65	W	William & Mary*	53- 72	L
30	at Catawba	64- 70	L	Washington & Lee*	55- 61	L
2/ 3	William & Mary*	75- 85	L	VMI*	76- 65	W
4	VMI*	73- 86	L	2/ 11 at Furman*	70- 85	L
7	at Guilford	84- 79	W	12 at The Citadel*	42- 49	L
10	Washington & Lee*	75- 85	L	13 at College of Charleston	103- 51	W
11	College of Charleston	90- 86	W	at VPI (Virginia Tech)*	58- 90	L
21	Wofford	73- 77	L	21 Wofford	62- 64	L
23	at VMI*	79- 73	W	3/6 vs. (2) West Virginia ²	61- 91	L
24	at William & Mary*	67- 77	L			
3/ 1	vs. West Virginia ²	53- 59	L			

*Southern Conference game
¹Charlotte Coliseum (Bojangles Col.), Charlotte, N.C.
²Southern Conference Tournament, Richmond, Va.
 Home games on campus played at Johnston Gym
³Charlotte Carrousel Classic

*Southern Conference game
²Southern Conference Tournament, Richmond, Va.
 Home games on campus played at Johnston Gym
³Charlotte Carrousel Classic
 () Opponents' AP ranking

1956-57

Tom Scott		7-20 (4-8)	
11/ 30	Guilford	71- 65	W
12/ 4	Catawba	70- 72	L
7	at College of Charleston	83- 48	W
8	at The Citadel*	62- 63	L
12	at Catawba	87- 89	L
14	Furman*	61- 75	L
15	at Guilford	57- 64	L
17	St. Joseph's (Pa.) ³	64- 86	L
18	Clemson ³	67- 75	L
19	Colgate ³	71- 82	L
27	vs. Pennsylvania ⁴	79- 83	L
28	at Richmond ⁴	63- 92	L
29	vs. William & Mary ²	63- 72	L
1/ 5	William & Mary*	67- 80	L
9	at Furman*	85-104	L
26	at VPI (Virginia Tech)*	60- 86	L
28	College of Charleston	67- 45	W
2/ 1	at VMI*	60- 75	L
2	at William & Mary*	86- 71	W
8	Washington & Lee*	70- 89	L
9	VMI*	66- 54	W
12	at Wofford	75- 85	L
23	The Citadel*	60- 57	W
26	Wofford	59- 79	L
28	at Washington & Lee*	53- 62	L
3/ 2	VPI (Virginia Tech)*	71- 55	W
7	vs. (11) West Virginia ²	51- 71	L

*Southern Conference game
²Southern Conference Tournament, Richmond, Va.
 Home games on campus played at Johnston Gym
³Charlotte Carrousel Classic
⁴Richmond Invitational, Richmond, Va.
 () Opponents' AP ranking

1957-58

Tom Scott		9-15 (4-8)	
12/ 2	at Wake Forest	61- 68	L
3	at Georgia Tech	52- 74	L
5	College of Charleston	94- 50	W
	Wofford	67- 58	W
	Catawba	54- 48	W
	at Catawba	47- 45	W
	Louisiana Tech ³	41- 66	L
	Bucknell ³	58- 68	L
	Lafayette ³	46- 65	L
1/4	at VMI*	56- 52	W
	at Washington & Lee*	84- 63	W
	at William & Mary*	61- 75	L
16	Furman*	72- 70	W
	The Citadel*	42- 61	L

1958-59

Tom Scott		9-15 (2-8)	
12/ 2	Wake Forest	52- 56	L
	at Emory & Henry	66- 65	W
	6 at King	43- 60	L
	8 Catawba	79- 55	W
	10 at Catawba	69- 72	L
	13 Pfeiffer	82- 65	W
	15 Washington & Lee	98- 71	W
	17 at William & Mary*	56- 72	L
	18 at (5) Tennessee	52- 67	L
	29 South Carolina ³	(2OT) 62- 55	W
	30 St. Francis (Pa.) ³	42- 61	L
	31 George Washington ³	49- 74	L
	William & Mary*	57- 59	L
1/ 10	at Furman*	64- 68	L
	12 VMI*	75- 70	W
	14 at VPI (Virginia Tech)*	70- 91	L
	17 The Citadel*	(2OT) 72- 78	L
2/ 4	Pfeiffer	71- 70	W
	6 VPI (Virginia Tech)	63- 94	L
	9 at VMI*	60- 64	L
	10 Washington & Lee	(OT) 84- 75	W
	18 Furman*	75- 59	W
	20 at The Citadel*	60- 64	L
	26 vs. (10) West Virginia ²	65-100	L

*Southern Conference game
²Southern Conference Tournament, Richmond, Va.
 Home games on campus played at Johnston Gym
³Charlotte Carrousel Classic
 () Opponents' AP ranking

1959-60

Tom Scott		5-19 (0-10)	
12/ 1	Pfeiffer	73- 59	W
	3 at Tennessee	68-102	L
	5 King	84- 70	W
	8 Catawba	67- 62	W
	10 at Wake Forest	55- 90	L
	12 at Louisville	47- 90	L
	14 at Clemson	70- 74	L
	16 Furman*	60- 62	L
	31 Erskine	68- 77	L
1/ 2	Clemson1	60- 66	L
	4 at William & Mary*	64- 74	L
	9 at Furman*	59- 64	L
	11 VMI*	38- 70	L
	13 at VPI (Virginia Tech)*	51- 96	L
	16 The Citadel*	55- 73	L
	18 at Catawba	76- 86	L
2/ 3	at Pembroke	81- 73	W
	5 VPI (Virginia Tech)*	75- 84	L
	6 at Erskine	55- 66	L
	9 at VMI*	60- 72	L

GAME-BY-GAME RESULTS

11	at Pfeiffer	75- 78	L
16	William & Mary*	65- 73	L
20	at The Citadel*	65- 92	L
22	Pembroke	80- 70	W

*Southern Conference game
Home games on campus played at Johnston Gym

1960-61

Lefty Driesell		9-14 (2-10)	
12/ 3	Wake Forest	65- 59	W
6	Catawba	52- 54	L
8	at VMI*	68- 72	L
9	at VPI (Virginia Tech)*	59-105	L
12	at Catawba	58- 62	L
14	Furman*	52- 61	L
17	at William & Mary*	49- 54	L
29	vs. East Tennessee State ³	71- 83	L
30	vs. North Texas State ³	72- 59	W
1/ 4	William & Mary*	54- 45	W
7	at Clemson	63- 74	L
9	at Erskine	70- 63	W
14	The Citadel*	73- 74	L
30	Richmond*	78- 83	L
2/ 2	Wofford	72- 65	W
4	Pfeiffer	66- 56	W
6	VMI*	88- 79	W
9	at Pfeiffer	79- 72	W
14	at Richmond*	77- 90	L
16	Virginia Tech*	72- 79	L
18	at Furman*	70- 71	L
21	Erskine	77- 58	W
25	at The Citadel*	64- 88	L

*Southern Conference game
Home games on campus played at Johnston Gym
³Laurel Invitational

1961-62

Lefty Driesell		14-11 (5-6)	
12/ 2	at (3) Wake Forest	62- 96	L
5	at (7) Duke	72-115	L
9	at VMI*	60- 84	L
11	at George Washington*	77- 95	L
15	Furman*	60- 62	L
18	vs. Carson-Newman ³	56- 57	L
19	vs. Mississippi College ³	110- 95	W
22	at Alabama	68- 63	W
1/ 2	Alabama	73- 67	W
3	William & Mary*	62- 47	W
6	The Citadel*	77- 71	W
9	at Wofford	74- 55	W
12	Belmont Abbey ¹	56- 46	W
30	Georgia Southern	84- 64	W
2/ 1	Erskine	71- 57	W
3	at William & Mary*	61- 54	W
5	at Richmond*	55- 52	W
10	VMI*	66- 68	L
12	Clemson	61- 55	W
15	at Furman*	65- 83	L
16	at Erskine	66- 75	L
20	Richmond*	72- 62	W
24	at The Citadel*	62- 70	L
27	Wofford	75- 64	W
3/ 1	vs. George Washington ²	81- 85	L

*Southern Conference game
¹Charlotte Coliseum (Bojangles Col.), Charlotte, N.C.
²Southern Conference Tournament, Richmond, Va.
Home games played at Johnston Gym
³Oglethorpe Invitational, Atlanta, Ga.
() Opponents' AP ranking

1962-63

Lefty Driesell		20-7 (8-3)	
11/ 30	Erskine	91- 51	W
12/ 1	at (2) Duke	68- 76	L
4	Wofford	77- 58	W
8	VMI	64- 62	W
14	Furman	66- 63	W
18	(2) Duke ¹	72- 69	W
22	at (1) Cincinnati	46- 72	L
28	New Hampshire ³	115- 54	W
29	Princeton ³	70- 79	L
1/ 2	William & Mary*	73- 70	W
5	East Carolina	71- 61	W
8	at (9) West Virginia*	73- 89	L
10	at Furman*	63- 65	L
12	Jacksonville	112- 78	W
16	at Wofford	66- 56	W
28	vs. Erskine ⁴	89- 48	W
30	at William & Mary*	63- 70	L
2/ 1	Richmond*	95- 73	W
4	at The Citadel*	50- 49	W
8	at VMI*	64- 57	W
13	at Richmond*	72- 57	W
16	at Georgia Southern	59- 57	W
20	Wake Forest ¹	90- 75	W
23	The Citadel*	99- 71	W
28	vs. VMI ²	108- 75	W
3/ 1	at Virginia Tech ²	75- 67	W
2	vs. West Virginia ²	74- 79	L

*Southern Conference game
¹Charlotte Coliseum (Bojangles Col.), Charlotte, N.C.
²Southern Conference Tournament, Richmond, Va.
Home games on campus played at Johnston Gym
³Charlotte Invitational Tournament, Charlotte, N.C.
⁴Gastonia, N.C.

() Opponents' AP ranking

1963-64

Lefty Driesell		22-4 (9-2)	
11/ 30	Hampden-Sydney	98- 52	W
12/ 2	Wake Forest ¹	66- 53	W
7	St. Joseph's (Pa.) ¹	88- 77	W
11	at (8) Ohio State	95- 73	W
14	Jacksonville	121- 92	W
18	Furman*	89- 63	W
21	vs. East Carolina ⁴	105- 77	W
30	Pennsylvania ³	90- 73	W
31	Princeton ³	102- 68	W
1/ 4	West Virginia* ¹	93- 82	W
7	at VMI*	70- 58	W
11	Virginia ¹	64- 62	W
13	The Citadel*	88- 67	W
15	at Richmond*	52- 49	W
25	Wofford	105- 73	W
29	at West Virginia ⁴⁵	73- 75	L
2/ 1	VMI*	129- 91	W
4	at William & Mary*	111- 84	W
7	Georgia Southern	95- 76	W
11	Richmond*	95- 67	W
13	at Furman*	55- 70	L
15	at Duke	78- 85	L
18	East Carolina	105- 45	W
22	at The Citadel*	86- 78	W
27	vs. The Citadel ²	91- 62	W
28	vs. VMI ²	81- 82	L

*Southern Conference game
¹Charlotte Coliseum (Bojangles Col.), Charlotte, N.C.
²Southern Conference Tournament, Charlotte, N.C.
Home games on campus played at Johnston Gym
³Charlotte Invitational Tournament, Charlotte, N.C.
⁴Norfolk, Va. ~ ⁵Charleston, W.V.
() Opponents' AP ranking

GAME-BY-GAME RESULTS

1964-65

Lefty Driesell		24-2 (12-0)	
12/	1	Wake Forest ¹	95- 88 W
	5	at St. Joseph's (Pa.)	64- 77 L
	8	Furman*	113- 82 W
	12	at Jacksonville	91- 70 W
	15	VMI*	91- 69 W
	19	Ohio State ¹	87- 64 W
	22	Virginia ¹	86- 74 W
	28	Alabama ³	79- 62 W
	29	Ohio ³	81- 63 W
1/	2	William & Mary* ¹	77- 57 W
	4	Richmond*	97- 67 W
	7	at New York University ⁶	82- 73 W
	11	at The Citadel*	100- 81 W
	14	at West Virginia* ⁵	86- 77 W
	18	Presbyterian	130- 67 W
	28	East Carolina	82- 68 W
	30	vs. Wake Forest ⁴	78- 71 W
2/	2	at VMI*	84- 78 W
	5	George Washington* ¹	119- 83 W
	8	West Virginia* ¹	103- 80 W
	11	at Furman*	55- 50 W
	13	at Richmond*	83- 73 W
	16	Wofford	117- 72 W
	20	The Citadel*	62- 50 W
	25	vs. VMI ²	86- 73 W
	26	vs. West Virginia ²	(ot) 72- 74 L

*Southern Conference game

¹Charlotte Coliseum (Bojangles Col.), Charlotte, N.C.

²Southern Conference Tournament, Charlotte, N.C.

³Charlotte Invitational Tournament, Charlotte, N.C.

⁴Greensboro, N.C. ~ ⁵Charleston, W.Va.

⁶Madison Square Garden, New York, N.Y.

1966-67

Lefty Driesell		15-12 (8-4)	
12/	1	Wake Forest ¹	76- 63 W
	3	Pittsburgh ¹	97- 59 W
	6	Furman*	84- 71 W
	10	at Michigan	68- 71 L
	13	at VMI*	82- 80 W
	15	Princeton ¹	68- 91 L
	17	at Tulane	89- 93 L
	20	George Washington* ¹	54- 55 L
	28	Maryland ³	65- 66 L
	29	Fordham ³	74- 60 W
1/	2	at Virginia	75- 71 W
	4	at Richmond*	69- 72 L
	7	West Virginia* ¹	97- 93 W
	10	at The Citadel*	76- 72 W
	13	Virgina Tech ¹	68- 74 L
	28	vs. Wake Forest ⁴	74- 88 L
2/	1	at West Virginia* ¹	83- 86 L
	4	St. Joseph's (Pa.) ¹	66- 65 W
	7	Richmond*	94- 79 W
	11	at Marquette	65- 66 L
	14	William & Mary* ¹	71- 74 L
	16	at Furman*	97- 67 W
	21	VMI*	73- 69 W
	25	The Citadel*	97- 85 W
3/	2	vs. Furman ²	64- 55 W
3/	3	vs. William & Mary ²	78- 65 W
	4	vs. West Virginia ²	65- 81 L

*Southern Conference game

¹Charlotte Coliseum (Bojangles Col.), Charlotte, N.C.

²Southern Conference Tournament, Charlotte, N.C.

Home games on campus played at Johnston Gym

³Charlotte Invitational Tournament, Charlotte, N.C.

⁴Greensboro, N.C.

1965-66

Lefty Driesell		21-7 (11-1)	
12/	1	Wake Forest ¹	86- 87 L
	4	Bucknell	90- 48 W
	7	Furman*	90- 70 W
	9	Marquette ¹	73- 65 W
	11	East Carolina*	90- 82 W
	14	at VMI*	67- 64 W
	18	Dartmouth	93- 74 W
	21	Ohio ¹	96- 63 W
	28	Navy ³	60- 65 L
	29	Mississippi State ³	72- 60 W
1/	1	William & Mary* ¹	90- 59 W
	4	at Richmond*	98- 89 W
	8	West Virginia* ¹	105- 79 W
	11	The Citadel*	81- 77 W
	15	at Furman*	81- 65 W
	29	vs. Wake Forest ⁴	80- 82 L
2/	2	at West Virginia* ⁵	65- 74 L
	5	VMI*	97- 84 W
	8	Richmond*	80- 74 W
	12	New York University ¹	75- 59 W
	15	(4) St. Joseph's (Pa.) ¹	79- 83 L
	19	at The Citadel*	77- 64 W
	24	vs. The Citadel ²	79- 61 W
	25	vs. Richmond ²	84- 65 W
	26	vs. West Virginia ²	80- 69 W
3/	7	vs. Rhode Island ⁶	95- 65 W
	11	vs. Syracuse ⁷	78- 94 L
	12	vs. (5) St. Joseph's (Pa.) ⁷	76- 92 L

*Southern Conference game

¹Charlotte Coliseum (Bojangles Col.), Charlotte, N.C.

²Southern Conference Tournament, Charlotte, N.C.

³Charlotte Invitational, Charlotte, N.C.

⁴Greensboro, N.C. ~ ⁵Charleston, W.V.

⁶NCAA Tournament, Blacksburg, Va.

⁷NCAA Tournament, Raleigh, N.C. (Reynolds Coliseum)

() Opponents' AP ranking

1967-68

Lefty Driesell		24-5 (9-1)	
12/	1	Bucknell	91- 70 W
	2	VMI* ¹	80- 73 W
	5	Furman*	95- 68 W
	9	Michigan ¹	91- 70 W
	12	at (3) Vanderbilt	(ot) 79- 81 L
	15	William & Mary* ¹	71- 65 W
	18	Rice ³	90- 68 W
	19	Temple ³	63- 60 W
	29	vs. Memphis State ⁵	51- 44 W
	30	vs. (9) Vanderbilt ⁵	67- 80 L
1/	3	at Duke	84- 89 L
	6	at St. John's	70- 54 W



The 1965-66 team was the first Davidson squad to reach the NCAA Tournament after topping West Virginia 80-69 in the Southern Conference championship.

GAME-BY-GAME RESULTS



The 1967-68 Wildcats advanced to the Elite Eight for the first time in school history after winning two NCAA Tournament games.

10	George Washington*	107- 75	W
13	at West Virginia*	(ot) 86- 89	L
27	vs. Wake Forest ¹	75- 52	W
31	Virginia Tech ¹	81- 76	W
2/ 3	West Virginia ¹¹	91- 77	W
6	at Furman*	55- 42	W
10	at Richmond*	85- 67	W
14	at St. Joseph's (Pa.)	66- 60	W
17	at George Washington*	85- 72	W
21	Richmond*	106- 89	W
24	Tulane ¹	76- 68	W
29	vs. William & Mary ²	107- 68	W
3/ 1	vs. Furman ²	79- 63	W
2	vs. West Virginia ²	87- 70	W
9	vs. St. John's ⁵	79- 70	W
15	vs. (7) Columbia ⁷	(ot) 61- 59	W
16	vs. (4) North Carolina ⁷	66- 70	L

*Southern Conference game

¹Charlotte Coliseum (Bojangles Col.), Charlotte, N.C.

²Southern Conference Tournament, Charlotte, N.C.

Home games on campus played at Johnston Gym

³Charlotte Invitational Tournament, Charlotte, N.C.

⁴Greensboro, N.C.

⁵Sugar Bowl Tournament, New Orleans, La.

⁶NCAA Tournament, College Park, Md.

(Cole Field House)

⁷NCAA Tournament, Raleigh, N.C.

() Opponents' AP ranking

1968-69

		27-3 (9-0)	
11/ 30	VMI*	83- 72	W
12/ 3	Furman*	105- 70	W
7	Vanderbilt ¹	101- 84	W
17	at Richmond*	62- 60	W
20	South Carolina ¹	62- 55	W
27	Maryland ³	83- 69	W
28	Texas ³	98- 76	W
31	at Michigan	94- 82	W
1/ 4	(17) St. John's ¹	(ot) 74- 75	L
7	St. Joseph's (Pa.) ¹	83- 69	W
11	West Virginia ¹	102- 71	W
15	Wake Forest ¹	90- 82	W
18	at VMI*	66- 64	W
23	Princeton ¹	71- 54	W
25	The Citadel*	80- 72	W
28	at George Washington*	94- 74	W
2/ 1	vs. Iowa ⁴	61- 76	L
4	at West Virginia	94- 79	W
6	vs. (19) Dayton ⁵	64- 63	W
9	George Washington*	126- 98	W
11	Richmond*	114- 95	W
15	at Furman*	103- 67	W
19	Duke ¹	88- 80	W
22	Virginia Tech ¹	79- 71	W

27	vs. VMI ²	99- 76	W
28	vs. Richmond ²	97- 83	W
3/ 1	vs. East Carolina ²	102- 76	W
8	vs. (10) Villanova ⁶	75- 61	W
13	vs. (8) St. John's ¹	79- 69	W
15	vs. (4) North Carolina ⁷	85- 87	L

*Southern Conference game

¹Charlotte Coliseum (Bojangles Col.), Charlotte, N.C.

²Southern Conference Tournament, Charlotte, N.C.

Home games on campus played at Johnston Gym

³Charlotte Invitational Tournament, Charlotte, N.C.

⁴Chicago, Ill. ~ ⁵Madison Square Garden, New York, N.Y.

⁶NCAA Tournament, Raleigh, N.C.

⁷NCAA Tournament, College Park, Md.

(Cole Field House)

() Opponents' AP ranking

1969-70

		22-5 (10-0)	
12/ 3	Furman*	109- 90	W
6	Michigan ¹	91- 85	W
16	at Richmond*	98- 77	W
19	at St. John's	62- 74	L
22	Georgia ¹	74- 72	W
29	Holy Cross ³	90- 76	W
30	Syracuse ³	103- 81	W
1/ 3	at The Citadel*	56- 41	W
6	George Washington*	112- 88	W
8	VMI*	95- 52	W
10	West Virginia ¹	92- 80	W
13	East Carolina*	91- 76	W
17	at St. Joseph's (Pa.)	81- 90	L
20	at Furman*	79- 71	W
24	Princeton ¹	(ot) 71- 64	W
27	at West Virginia	87- 82	W
31	at Wake Forest	73- 74	L
2/ 3	William & Mary*	93- 87	W
7	at Virginia Tech	(ot) 73- 66	W
11	at (2) South Carolina	68- 62	W
14	Richmond*	97- 60	W
18	Duke ¹	(ot) 76- 79	L
21	at George Washington*	91- 74	W
26	vs. VMI ²	72- 46	W
27	vs. William & Mary ²	78- 54	W
28	vs. Richmond ²	81- 61	W
3/ 7	vs. (4) St. Bonaventure ⁴	72- 85	L

*Southern Conference game

¹Charlotte Coliseum (Bojangles Col.), Charlotte, N.C.

²Southern Conference Tournament, Charlotte, N.C.

Home games on campus played at Johnston Gym

³Charlotte Invitational Tournament, Charlotte, N.C.

⁴NCAA Tournament, Jamaica, N.Y.

() Opponents' AP ranking

1970-71

		15-11 (9-1)	
12/ 9	East Carolina ¹	77- 61	W
12	Mercer	80- 50	W
15	Richmond*	67- 54	W
19	at Georgia	(ot) 77- 75	W
22	NC State ¹	64- 77	L
29	Boston College ³	67- 72	L
30	Georgia ³	63- 55	W
1/ 2	at William & Mary*	66- 49	W
5	at Furman*	75- 84	L
9	West Virginia ¹	66- 57	W
13	at Pittsburgh	67- 82	L
16	St. Joseph's (Pa.) ¹	84- 85	L
19	at East Carolina*	60- 52	W
1/ 23	at Princeton	71- 91	L
26	St. John's ¹	56- 54	W

GAME-BY-GAME RESULTS

30	Wake Forest ¹	60-64	L	17	Duke ¹	75-78	L
2/ 2	at VMI*	70-39	W	20	Richmond*	89-77	W
6	at West Virginia	79-93	L	25	at Furman*	94-102	L
10	(7) South Carolina ¹	62-70	L	27	Wake Forest ¹	86-82	W
13	at Richmond*	80-70	W	31	at East Carolina*	73-62	W
16	vs. Duke ⁴	55-64	L	2/ 3	at West Virginia	(ot) 85-88	L
20	Furman*	71-61	W	6	at VMI*	103-88	W
22	The Citadel ¹	85-50	W	10	The Citadel*	85-75	W
24	VMI*	109-64	W	12	Furman* ¹	89-84	W
27	Cincinnati ¹	70-67	W	15	Appalachian State*	108-81	W
3/ 4	vs. Furman ²	79-83	L	24	at Dayton	84-67	W
				3/ 1	vs. VMI ²	88-77	W
				2	vs. William & Mary ²	79-76	W
				3	vs. Furman ²	81-99	L

*Southern Conference game

¹Charlotte Coliseum (Bojangles Col.), Charlotte, N.C.

²Southern Conference Tournament, Charlotte, N.C.

Home games on campus played at Johnston Gym

³Charlotte Invitational Tournament, Charlotte, N.C.

⁴Greensboro, N.C.

() Opponents' AP ranking

*Southern Conference game

¹Charlotte Coliseum (Bojangles Col.), Charlotte, N.C.

²Southern Conference Tournament, Richmond, Va.

Home games on campus played at Johnston Gym

³Charlotte Invitational Tournament, Charlotte, N.C.

() Opponents' AP ranking

1971-72

Terry Holland		19-9 (8-2)	
12/ 4	Clemson ¹	75-65	W
8	at East Carolina*	57-67	L
11	Furman*	86-93	L
14	at Richmond*	100-66	W
17	Appalachian State	109-96	W
21	at NC State	67-79	L
29	Georgia Tech ³	91-66	W
30	Virginia Tech ³	83-73	W
1/ 1	William & Mary*	81-68	W
4	at (17) St. John's	88-84	W
8	at West Virginia	78-95	L
12	Pittsburgh ¹	78-91	L
15	Richmond*	112-80	W
18	at VMI*	73-57	W
22	West Virginia ¹	101-80	W
26	(17) Princeton ¹	81-74	W
29	at Wake Forest	80-66	W
2/ 1	East Carolina*	92-79	W
3	VMI*	84-61	W
5	at The Citadel*	77-70	W
8	at Furman*	79-75	W
12	at (9) South Carolina	71-86	L
16	Duke ¹	74-72	W
21	Dayton ¹	85-69	W
26	(9) South Carolina ¹	82-88	L
3/ 2	vs. Appalachian State ²	87-77	W
3	vs. East Carolina ²	77-81	L
18	vs. Syracuse ⁵	77-81	L

*Southern Conference game

¹Charlotte Coliseum (Bojangles Col.), Charlotte, N.C.

²Southern Conference Tournament, Greenville, S.C.

Home games on campus played at Johnston Gym

³Charlotte Invitational Tournament, Charlotte, N.C.

⁵NIT, Madison Square Garden, New York, N.Y.

() Opponents' AP ranking

1973-74

Terry Holland		18-9 (7-3)	
12/ 3	Wofford	111-66	W
5	Brown ¹	103-84	W
8	at East Carolina*	91-104	L
11	at St. John's	78-94	L
15	at Richmond*	78-79	L
18	Princeton ¹	66-47	W
20	Furman*	62-69	L
28	Loyola (Ill.) ³	98-83	W
29	Miami (Ohio) ³	97-87	W
1/ 5	VMI*	76-62	W
9	Pittsburgh ¹	63-90	L
12	at Furman*	91-76	W
16	(15) South Carolina ¹	70-59	W
19	West Virginia ¹	77-74	W
21	William & Mary*	73-65	W
23	at Virginia	64-63	W
26	at Wake Forest	78-76	W
30	at Duke	72-89	L
2/ 2	at (3) Notre Dame	84-95	L
6	Richmond*	93-72	W
9	at The Citadel*	73-69	W
13	at (2) NC State	78-105	L
16	East Carolina*	94-82	W
20	at Appalachian State*	65-58	W
23	Cincinnati ¹	67-62	W
28	vs. The Citadel ²	92-69	W
3/ 1	at Richmond ²	68-86	L

*Southern Conference game

¹Charlotte Coliseum (Bojangles Col.), Charlotte, N.C.

²Southern Conference Tournament, Richmond, Va.

Home games on campus played at Johnston Gym

³Charlotte Invitational Tournament, Charlotte, N.C.

() Opponents' AP ranking

1972-73

Terry Holland		18-9 (9-1)	
11/ 29	Wofford	88-57	W
12/ 2	Clemson ¹	65-59	W
5	East Carolina*	100-80	W
9	at Princeton	78-82	L
12	at Richmond*	88-80	W
16	at Cincinnati	84-95	L
19	(2) NC State ¹	90-103	L
29	St. Bonaventure ³	83-76	W
30	Cincinnati ³	66-63	W
1/ 3	at William & Mary*	102-88	W
6	St. John's ¹	77-78	L
10	at Pittsburgh	76-73	W
13	at South Carolina	79-90	L



The 1973-74 Wildcats went 18-9 overall and 7-3 in the SoCon in Terry Holland's last season as head coach.

GAME-BY-GAME RESULTS

1974-75

1976-77

Bo Brickels

		7-19 (4-6)	
12/ 3	Wofford	74- 69	W
7	Ohio State ¹	88- 80	W
12	at Richmond*	61- 67	L
14	at Princeton	56- 71	L
17	at William & Mary*	(ot) 75- 76	L
21	(1) NC State ¹	79- 95	L
31	at Brigham Young	76- 90	L
1/ 3	at (3) UCLA	64- 91	L
4	at UC-Santa Barbara	75- 91	L
8	Notre Dame ¹	73- 89	L
11	St. John's ¹	81- 77	W
13	Virginia ¹	56- 58	L
18	at (16) South Carolina	68- 85	L
20	East Carolina*	78-110	L
25	The Citadel*	90- 76	W
27	at Furman*	76- 97	L
29	Duke ¹	76-113	L
2/ 1	at West Virginia	92- 97	L
4	Richmond*	103- 79	W
8	at East Carolina*	91-101	L
11	at VMI*	(2ot) 94- 93	W
15	Furman* ¹	83- 96	L
17	Appalachian State*	99- 89	W
19	Wake Forest ¹	69- 78	L
22	at Cincinnati	81- 96	L
3/ 1	at William & Mary ²	64- 78	L

*Southern Conference game

¹Charlotte Coliseum (Bojangles Col.), Charlotte, N.C.

²SoCon Tournament, Williamsburg, Va.

Home games on campus played at Johnston Gym

() Opponents' AP ranking

Dave Pritchett

		5-22 (2-8)	
11/ 27	Wofford	93- 70	W
30	St. John's ¹	57- 58	L
12/ 4	at Brown	67- 72	L
6	Appalachian State*	53- 71	L
11	at Rollins	58- 60	L
15	at Georgia Tech	44- 59	L
18	Brigham Young ¹	61- 89	L
21	at Ohio State	57- 64	L
29	New Hampshire ³	62- 63	L
30	Brown ³	70- 64	W
1/ 3	at Virginia	48- 67	L
5	Duke ¹	51-102	L
8	Furman*	58- 69	L
11	East Carolina*	49- 51	L
15	Dartmouth ¹	59- 54	W
22	at South Carolina	53- 69	L
25	at Appalachian State*	44- 49	L
29	at East Carolina*	56- 76	L
31	William & Mary*	69- 52	W
2/ 2	The Citadel*	62- 60	W
5	vs. Notre Dame ⁴	57- 88	L
9	at NC State	55- 67	L
12	at William & Mary*	60- 68	L
14	at VMI*	68- 83	L
16	(7) Wake Forest ¹	68- 70	L
19	at Furman*	51- 76	L
26	at Appalachian State ²	66- 71	L

*Southern Conference game

¹Charlotte Coliseum (Bojangles Col.), Charlotte, N.C.

²Southern Conference Tournament, Boone, N.C.

Home games on campus played at Johnston Gym

³Charlotte Invitational Tournament, Charlotte, N.C.

⁴Greensboro, N.C.

() Opponents' AP ranking

1975-76

Bo Brickels

		5-21 (1-9)	
12/ 1	Wofford	110- 81	W
3	Richmond*	62- 75	L
6	at St. John's	79- 91	L
11	Baylor ¹	88- 86	W
13	at East Carolina*	82- 85	L
16	at Georgia Tech	60- 85	L
20	at Ohio State	65- 94	L
29	Hofstra ³	76- 61	W
30	Clemson ³	54- 72	L
1/ 3	Georgia Tech ¹	68- 72	L
5	Virginia ¹	51- 52	L
10	West Virginia ¹	(ot) 80- 84	L
13	at Furman*	77- 68	W
17	at Richmond*	69- 72	L
21	at The Citadel*	77- 81	L
24	South Carolina ¹	70- 84	L
27	at Duke	79- 84	L
29	UC-Santa Barbara ¹	74- 67	W
31	East Carolina*	82- 88	L
2/ 4	at Appalachian State*	62- 75	L
7	at (11) Notre Dame	74-117	L
11	VMI*	76- 92	L
14	William & Mary*	73- 75	L
18	at Wake Forest	72-104	L
21	Furman* ¹	77- 85	L
28	at VM ²	69- 71	L

*Southern Conference game

¹Charlotte Coliseum (Bojangles Col.), Charlotte, N.C.

²Southern Conference Tournament, Lexington, Va.

Home games on campus played at Johnston Gym

³Charlotte Invitational Tournament, Charlotte, N.C.

() Opponents' AP ranking

1977-78

Dave Pritchett

		9-18 (3-7)	
11/ 26	Wofford	106- 88	W
28	Erskine	90- 76	W
12/ 2	Delaware ³	89- 92	L
3	Colgate ³	103- 87	W
5	Rollins	83- 77	W
7	NC State ¹	94-104	L
10	at Brown	82- 92	L
12	at Rutgers	77- 78	L
17	at Marshall*	80-108	L
19	Western Carolina* ¹	82- 76	W
21	Georgia Tech ¹	79- 78	W
1/ 4	Marshall* ¹	64- 87	L
9	Furman* ¹	86- 82	W
14	at Chattanooga*	87- 93	L
17	at Appalachian State*	60- 74	L
21	South Carolina ¹	84- 73	W
23	VMI*	69- 89	L
25	William & Mary ¹	56- 65	L
28	at Dartmouth	69- 82	L
30	at St. John's	67- 79	L
2/ 1	Chattanooga* ¹	86- 96	L
4	at (4) Notre Dame	76-100	L
6	at The Citadel*	88- 81	W
11	at Duke	88-104	L
15	at Wake Forest	82-115	L
18	at Furman*	62- 82	L
25	at VMI ²	80- 95	L

*Southern Conference game

¹Charlotte Coliseum (Bojangles Col.), Charlotte, N.C.

²Southern Conference Tournament, Lexington, Va.

Home games on campus played at Johnston Gym

³Charlotte Invitational Tournament, Charlotte, N.C.

() Opponents' AP ranking

GAME-BY-GAME RESULTS

1978-79

Eddie Biedenbach		8-19 (3-7)	
11/ 24	Canisius ¹	106- 99	W
25	Connecticut ¹	84- 81	W
12/ 2	Wofford	110- 74	W
4	Brown ¹	75- 58	W
6	at (8) NC State	77- 97	L
15	at Western Kentucky	81-103	L
18	at Indiana ³	64-101	L
19	vs. Army ³	76- 80	L
29	at New Mexico ⁴	77- 92	L
30	vs. Miami (Ohio) ⁴	72- 96	L
1/ 2	(1) Duke ¹	59- 77	L
6	at Furman [*]	65- 86	L
8	(2) Notre Dame ¹	63- 95	L
10	at Appalachian State [*]	65- 79	L
15	at Marshall [*]	74- 85	L
22	Wake Forest ¹	75- 72	W
24	The Citadel [*]	87- 72	W
27	Furman ^{*1}	86- 97	L
31	Appalachian State [*]	72- 84	L
2/ 3	at Western Carolina [*]	74- 87	L
5	at The Citadel [*]	70- 79	L
8	at William & Mary	(2ot) 62- 68	L
10	at VMI [*]	81- 54	W
12	Chattanooga [*]	70- 64	W
17	at South Carolina	88-102	L
19	UNC Charlotte ¹	83- 93	L
24	at The Citadel ²	79- 86	L

^{*}Southern Conference game

¹Charlotte Coliseum (Bojangles Col.), Charlotte, N.C.

²Southern Conference Tournament, Charleston, S.C.

Home games on campus played at Johnston Gym

³Indiana Classic, Bloomington, Ind.

⁴Lobo Invitational, Albuquerque, N.M.

() Opponents' AP ranking

1980-81

Eddie Biedenbach		8-19 (3-7)		Eddie Biedenbach		13-14 (11-5)	
11/ 28	Wofford	11/ 28	Wofford	11/ 28	Wofford	92- 60	W
12 1	at NC State	12 1	at NC State	12 1	at NC State	72- 89	L
6	at East Tennessee State [*]	6	at East Tennessee State [*]	6	at East Tennessee State [*]	79- 97	L
8	at Marshall [*]	8	at Marshall [*]	8	at Marshall [*]	(ot) 79- 73	W
12	Wisconsin ³	12	Wisconsin ³	12	Wisconsin ³	67- 63	W
13	(12) Texas A&M ³	13	(12) Texas A&M ³	13	(12) Texas A&M ³	62- 76	L
17	Chattanooga [*]	17	Chattanooga [*]	17	Chattanooga [*]	93- 84	W
20	at Pennsylvania	20	at Pennsylvania	20	at Pennsylvania	60- 92	L
22	at Holy Cross	22	at Holy Cross	22	at Holy Cross	79- 96	L
30	(8) Wake Forest	30	(8) Wake Forest	30	(8) Wake Forest	70- 83	L
1/ 4	(4) Notre Dame	1/ 4	(4) Notre Dame	1/ 4	(4) Notre Dame	67- 87	L
7	Western Carolina [*]	7	Western Carolina [*]	7	Western Carolina [*]	77- 68	W
10	Marshall [*]	10	Marshall [*]	10	Marshall [*]	104- 76	W
12	Appalachian State [*]	12	Appalachian State [*]	12	Appalachian State [*]	(ot) 66- 63	W
17	Furman [*]	17	Furman [*]	17	Furman [*]	73- 72	W
19	at Western Carolina [*]	19	at Western Carolina [*]	19	at Western Carolina [*]	78- 82	L
21	VMI [*]	21	VMI [*]	21	VMI [*]	79- 63	W
24	at South Carolina	24	at South Carolina	24	at South Carolina	88-103	L
28	at The Citadel [*]	28	at The Citadel [*]	28	at The Citadel [*]	58- 72	L
2/ 4	East Tennessee State [*]	2/ 4	East Tennessee State [*]	2/ 4	East Tennessee State [*]	(ot) 84- 82	W
7	at Chattanooga [*]	7	at Chattanooga [*]	7	at Chattanooga [*]	85- 99	L
11	at VMI [*]	11	at VMI [*]	11	at VMI [*]	95- 83	W
14	at Furman [*]	14	at Furman [*]	14	at Furman [*]	(ot) 94- 79	W
18	The Citadel [*]	18	The Citadel [*]	18	The Citadel [*]	63- 61	W
21	at Appalachian State [*]	21	at Appalachian State [*]	21	at Appalachian State [*]	77- 78	L
23	UNC Charlotte	23	UNC Charlotte	23	UNC Charlotte	(2ot) 89- 91	L
28	Marshall ²	28	Marshall ²	28	Marshall ²	77- 90	L

^{*}Southern Conference game

¹Charlotte Coliseum (Bojangles Col.), Charlotte, N.C.

²Southern Conference Tournament, Davidson, N.C.

Home games on campus played at Johnston Gym

³First Union Holiday Classic, Charlotte, N.C.

() Opponents' AP ranking

1981-82

Eddie Biedenbach		8-18 (4-11)		Bobby Hussey		14-15 (9-7)	
12/ 1	Wofford	88- 78	W	11/ 30	NC State ¹	55- 76	L
3	at VMI [*]	74- 73	W	12/ 2	Baptist College (N.C.)	73- 59	W
7	Pennsylvania ³	71- 62	W	5	at Erskine	65- 74	L
8	UNC Charlotte ³	82-104	L	8	at Wake Forest	63- 82	L
12/ 10	Western Carolina ^{*1}	62- 74	L	11	The Citadel ⁵	63- 55	W
12	Eckerd	83- 64	W	12	UNC Charlotte ³	71- 78	L
15	Furman ^{*1}	81- 91	L	16	Appalachian State [*]	64- 62	W
17	at Marshall [*]	97-115	L	19	at The Citadel [*]	47- 49	L
29	at Baylor	67- 76	L	29	at Duke ⁴	75- 73	W
31	NC State ¹	63- 66	L	30	vs. William & Mary ⁴	44- 46	L
1/ 2	East Tennessee State [*]	72- 66	W	1/ 2	Furman ^{*1}	63- 45	W
7	VMI [*]	(ot) 69- 70	L	4	Western Carolina [*]	54- 51	W
12	at Furman [*]	68- 84	L	7	Marshall [*]	65- 67	L
16	at The Citadel [*]	72- 77	L	9	East Tennessee State [*]	59- 69	L
19	Chattanooga [*]	59- 61	L	11	at Chattanooga [*]	55- 71	L
21	Marshall [*]	81- 53	W	16	at Notre Dame	45- 59	L
24	at (9) St. John's	48- 67	L	20	at East Tennessee State [*]	71- 69	W
28	at Western Carolina [*]	53- 75	L	23	at Marshall [*]	61- 59	W
30	Appalachian State ^{*1}	58- 48	W	25	at VMI [*]	72- 58	W
2/ 2	at (8) Notre Dame	71-105	L	30	Chattanooga [*]	59- 66	L
4	at Chattanooga [*]	75- 90	L	2/ 1	VMI [*]	79- 63	W
6	The Citadel ^{*1}	(ot) 88- 98	L	3	at Appalachian State [*]	56- 54	W
9	South Carolina ¹	(ot) 77- 78	L	8	at Western Carolina [*]	69- 90	L
13	at Wake Forest	53- 61	L	13	South Carolina ¹	52- 51	W
16	at Appalachian State [*]	76- 78	L	17	at Furman [*]	44- 62	L
18	UNC Charlotte ¹	73- 70	W	22	UNC Charlotte ¹	72- 74	L
				28	vs. Furman ²	84- 76	W
				3/ 5	vs. The Citadel ²	57- 54	W
				6	vs. Chattanooga ²	58- 69	L

^{*}Southern Conference game

¹Charlotte Coliseum (Bojangles Col.), Charlotte, N.C.

Home games on campus played at Johnston Gym

³First Union Holiday Classic, Charlotte, N.C.

() Opponents' AP ranking

^{*}Southern Conference game

¹Charlotte Coliseum (Bojangles Col.), Charlotte, N.C.

²Southern Conference Tournament, Charleston, W.V.

³First Union Invitational, Charlotte, N.C.

⁴Iron Duke Classic, Durham, N.C.

GAME-BY-GAME RESULTS

1982-83

Bobby Hussey		13-15 (8-8)	
11/ 26	at DePaul ³	39- 79	L
27	vs. Texas Tech ³	54- 51	W
12/ 4	Erskine	80- 58	W
7	Wake Forest ¹	61- 81	L
11	Massachusetts ¹	71- 68	W
14	at Duke	60- 63	L
16	Furman ¹	47- 46	W
18	at The Citadel*	77- 66	W
29	at Holy Cross ⁴	62- 65	L
30	vs. George Washington ⁴	50- 68	L
1/ 4	Notre Dame ¹	(ot) 54- 51	W
8	at Furman*	58- 52	W
11	Appalachian State ¹	(ot) 58- 60	L
15	at Chattanooga*	63- 71	L
17	East Tennessee State*	66- 67	L
22	VMI*	75- 43	W
26	The Citadel*	57- 52	W
29	at East Tennessee State*	74- 96	L
31	Marshall*	73- 81	L
2/ 4	at Appalachian State*	50- 45	W
7	at South Carolina	62- 65	L
14	Western Carolina*	63- 61	W
19	Chattanooga*	71- 73	L
21	UNC Charlotte ¹	82- 73	W
28	at Western Carolina*	74- 92	L
3/ 3	at VMI*	83- 68	W
5	at Marshall*	56- 68	L
10	vs. Western Carolina ²	62- 86	L

*Southern Conference game

¹Charlotte Coliseum (Bojangles Col.), Charlotte, N.C.

²Southern Conference Tournament, Charleston, W.V.

Home games on campus played at Johnston Gym

³Crush Classic, Rosemont, Ill.

⁴Shawmut Worcester County Classic, Worcester, Mass.

1984-85

Bobby Hussey		10-20 (6-10)	
11/ 23	vs. Chaminade ³	62- 77	L
24	vs. Virginia ³	65- 69	L
12/ 1	Wofford	84- 56	W
3	Erskine	73- 64	W
5	Wake Forest ¹	55- 69	L
8	UNC Charlotte ¹	70- 64	W
12	St. John's ¹	51- 77	L
17	at (4) Duke	65- 82	L
27	vs. Oregon ⁴	50- 55	L
29	at Portland ⁴	49- 51	L
30	vs. Pennsylvania ⁴	80- 81	L
1/ 2	at Furman*	68- 67	W
5	Notre Dame ¹	62- 79	L
10	East Tennessee State*	69- 58	W
12	at Appalachian State*	(ot) 70- 68	W
19	Marshall*	(ot) 74- 80	L
21	at VMI*	51- 57	L
24	at South Carolina	77- 61	W
26	The Citadel*	102- 92	W
31	at Western Carolina*	57- 58	L
2/ 2	Chattanooga*	52- 62	L
4	Appalachian State ¹	70- 73	L
6	Furman*	84- 70	W
9	at Chattanooga*	58- 69	L
11	at East Tenn. State*	(ot) 67- 68	L
16	at Marshall*	63- 65	L
18	at The Citadel*	(ot) 79- 82	L
21	VMI*	71- 63	W
23	Western Carolina*	68- 78	L
3/ 1	vs. Marshall ²	71- 83	L

*Southern Conference game

¹Charlotte Coliseum (Bojangles Col.), Charlotte, N.C.

²Southern Conference Tournament, Asheville, N.C.

Home games on campus played at Johnston Gym

³Silversword Invitational at Kona, Hawaii

⁴Fred Meyer Far West Classic at Portland, Ore.

() Opponents' AP ranking

1983-84

Bobby Hussey		9-19 (5-11)	
11/ 26	Wofford	73- 67	W
28	Pennsylvania ¹	59- 69	L
12/ 3	Duke ¹	63- 90	L
6	at Wake Forest	51- 62	L
10	Erskine	88- 52	W
13	Sewanee	78- 66	W
17	at The Citadel*	63- 69	L
27	vs. Miami (Ohio) ³	52- 70	L
28	vs. McNeese State ³	57- 61	L
1/ 3	at Furman*	70- 65	W
7	South Carolina ¹	53- 52	W
9	UNC Charlotte ¹	56- 61	L
14	Furman*	48- 57	L
16	at East Tennessee State*	51- 58	L
21	at Chattanooga*	57- 85	L
23	The Citadel*	62- 60	W
25	at Notre Dame	(ot) 56- 59	L
28	VMI*	62- 55	W
2/ 4	at Appalachian State*	53- 55	L
6	at Western Carolina*	71- 76	L
11	at Marshall*	69- 80	L
13	at VMI*	47- 44	W
16	Appalachian State*	59- 61	L
18	East Tennessee State*	79- 63	W
20	Chattanooga*	60- 63	L
25	Marshall*	65- 66	L
27	Western Carolina*	61- 67	L
3/ 2	vs. Marshall ²	68- 78	L

*Southern Conference game

¹Charlotte Coliseum (Bojangles Col.), Charlotte, N.C.

²Southern Conference Tournament, Asheville, N.C.

Home games on campus played at Johnston Gym

³Milwaukee Classic, Milwaukee, Wisc.

1985-86

Bobby Hussey		20-11 (10-6)	
11/ 23	Wofford	72- 57	W
27	Erskine	83- 56	W
30	Catholic	98- 58	W
12/ 4	at Wake Forest	63- 67	L
7	Eckerd	89- 74	W
14	UNC Charlotte ¹	68- 53	W
18	(3) Duke ¹	52- 69	L
21	Bethune-Cookman	75- 60	W
27	at Vanderbilt ²	69- 78	L
28	vs. Rice ²	70- 47	W
1/ 4	South Carolina ¹	49- 63	L
9	The Citadel*	82- 76	W
11	Chattanooga*	67- 48	W
13	Western Carolina*	92- 71	W
18	at Appalachian State*	65- 69	L
20	at East Tenn. St.*	(3ot) 76- 80	L
25	at The Citadel*	61- 64	L
27	Furman*	67- 58	W
30	at Western Carolina*	62- 59	W
2/ 1	VMI*	75- 68	W
3	Marshall*	81- 68	W
6	at Chattanooga*	61- 63	L
13	at Furman*	(ot) 69- 63	W
15	Appalachian State*	72- 50	W
17	East Tennessee State*	83- 71	W
22	at Marshall*	57- 66	L
24	at VMI*	70- 76	L
28	vs. VMI ³	71- 62	W

GAME-BY-GAME RESULTS

3/ 1	vs. East Tennessee State ³	74- 65	W
2	vs. Chattanooga ³	42- 40	W
14	vs. (3) Kentucky ⁴	55- 75	L

¹Charlotte Coliseum (Bojangles Col.), Charlotte, N.C.
²Music City Invitational at Vanderbilt
³Southern Conference Tournament, Asheville, N.C.
⁴NCAA Tournament, Charlotte, N.C.
 () Opponents' AP ranking


1986-87

Bobby Hussey		20-10 (12-4)	
11/ 29	Sewanee	85- 58	W
12/ 3	Wake Forest ¹	60- 75	L
6	Wofford	81- 74	W
8	at Duke	65- 95	L
10	Erskine	89- 63	W
13	UNC Charlotte ¹	70- 77	L
16	at Princeton	(ot) 58- 56	W
20	Holy Cross ¹	83- 68	W
27	at Bowling Green	(ot) 71- 75	L
1/ 3	at South Carolina	56- 63	L
7	at Chattanooga [*]	67- 69	L
10	at The Citadel [*]	79- 71	W
12	at Western Carolina [*]	61- 57	W
17	Appalachian State [*]	82- 59	W
19	East Tennessee State [*]	106- 65	W
24	The Citadel [*]	86- 68	W
27	at Furman [*]	68- 60	W
29	Western Carolina [*]	84- 73	W
31	at VMI [*]	90- 65	W
2/ 2	at Marshall [*]	67- 75	L
5	Chattanooga [*]	55- 63	L
7	Florida International	85- 59	W
12	Furman [*]	(ot) 78- 76	W
14	at Appalachian State [*]	74- 58	W
16	at East Tennessee State [*]	75- 66	W
21	Marshall [*]	90- 96	L
23	VMI [*]	72- 69	W
27	vs. VMI ²	92- 63	W
28	vs. Western Carolina ²	85- 76	W
3/ 1	vs. Marshall ²	(ot) 64- 66	L

^{*}Southern Conference game
¹Charlotte Coliseum (Bojangles Col.), Charlotte, N.C.
²Southern Conference Tournament, Asheville, N.C.
 Home games on campus played at Johnston Gym

1987-88

Bobby Hussey		15-13 (9-7)	
11/ 27	Erskine	93- 67	W
12/ 3	at Wake Forest	65- 78	L
5	Bowling Green ¹	76- 70	W
9	(10) Duke ¹	71-105	L
12	UNC Charlotte ¹	68- 86	L
16	Pitt-Johnstown	93- 67	W
19	Princeton ¹	47- 45	W
28	at UNC Wilmington	64- 69	L
30	Hofstra	82- 67	W
1/ 2	South Carolina ¹	55- 75	L
6	Wofford	87- 68	W
9	at The Citadel [*]	85- 80	W
13	at VMI [*]	66- 64	W
16	Chattanooga [*]	81- 65	W
18	Western Carolina [*]	86- 67	W
23	at Appalachian State [*]	69- 77	L
25	at East Tennessee State [*]	81- 75	W
30	The Citadel [*]	79- 67	W
2/ 1	at Furman [*]	80- 90	L
4	at Western Carolina [*]	76- 74	W
6	VMI [*]	55- 59	L
8	Marshall [*]	79- 76	W



The 1985-86 Wildcats were the first Davidson team to advance to the NCAA Tournament since 1970.

11	at Chattanooga [*]	77- 83	L
18	Furman [*]	65- 67	L
20	at Marshall [*]	71- 83	L
27	Appalachian State [*]	(ot) 74- 72	W
29	East Tennessee State [*]	(ot) 74- 76	L
3/ 4	vs. Chattanooga ²	69- 83	L

^{*}Southern Conference game
¹Charlotte Coliseum (Bojangles Col.), Charlotte, N.C.
²Southern Conference Tournament, Asheville, N.C.
 Home games on campus played at Johnston Gym
 () Opponents' AP ranking

1988-89

Bobby Hussey		7-24	
11/ 25	vs. SW Texas State ²	57- 53	W
26	vs. S.C. State ²	44- 67	L
27	vs. Villanova ²	47- 63	L
30	Wake Forest ¹	47- 56	L
12/ 3	Wofford	47- 71	L
5	Eckerd	90- 80	W
10	at UNC Charlotte ¹	64- 79	L
12	Erskine	90- 63	W
22	at Lafayette	50- 87	L
28	vs. Air Force ³	45- 48	L
29	vs. Harvard ³	70- 62	W
1/ 5	at (13) Duke	53-101	L
7	South Carolina ¹	48- 65	L
9	at Campbell	45- 46	L
11	Md.-Baltimore County	69- 72	L
14	Florida International	85- 75	W
18	at Appalachian State	65- 75	L
21	Northern Illinois	74- 79	L
23	Campbell	50- 63	L
26	at Florida International	84- 91	L
28	at Central Florida	91- 83	W
30	UNC Wilmington	68- 81	L
2/ 2	Appalachian State	54- 65	L
8	at Northern Illinois	77- 89	L
11	William & Mary	69- 88	L
13	at Hofstra	71- 78	L
16	Baptist College (N.C.)	77- 84	L
18	at Md.-Baltimore County	73- 84	L
22	Miami (Ohio)	63- 65	L
25	Central Florida	75- 64	W
27	at Miami (Fla.)	78- 90	L

¹Charlotte Coliseum, Charlotte, N.C.
²San Juan Shootout at San Juan, P.R.
³Connecticut Mutual Classic, at Hartford, Conn.
 Home games on campus played at Johnston Gym
 () Opponents' AP ranking

GAME-BY-GAME RESULTS

1989-90

Bob McKillop		4-24	
11/ 25	at Wake Forest	65- 84	L
27	at William & Mary	79- 80	L
12/ 1	Virginia	57- 71	L
4	Erskine	70- 69	W
8	UNC Charlotte ¹	63- 67	L
21	(12) Duke	44- 89	L
29	at (17) St. John's	65- 83	L
1/ 5	at UNC Asheville	56- 61	L
8	Campbell	54- 81	L
11	Furman	57- 60	L
13	at Iowa State	71- 86	L
15	Central Florida	51- 53	L
18	at UNC Wilmington	58- 74	L
20	Winthrop	49- 51	L
22	at Appalachian State	60- 88	L
25	at South Carolina	55- 70	L
27	Wofford	79- 67	W
31	UNC Asheville	58- 61	L
2/ 3	at Campbell	56- 66	L
5	at The Citadel	66- 76	L
8	at Furman	76- 97	L
10	Miami (Fla.)	64- 72	L
15	at Winthrop	67- 68	L
19	at Miami (Ohio)	57- 89	L
22	The Citadel	76- 85	L
24	at Central Florida	83- 74	W
27	Liberty	55- 57	L
3/ 3	St. Joseph's (Maine)	82- 61	W

¹Charlotte Coliseum, Charlotte, N.C.

Home games on campus played at Belk Arena

() Opponents' AP ranking

1990-91

Bob McKillop		10-19 (6-8 Big South)	
11/ 23	vs. Central Connecticut ³	109-129	L
24	vs. Monmouth ³	55- 64	L
27	William & Mary	58- 59	L
12/ 1	Erskine	86- 82	W
5	UNC Asheville*	73- 71	W
8	Wake Forest	56- 72	L
10	Radford*	57- 71	L
19	Wofford	63- 74	L
29	at UNC Asheville*	(ot) 86- 89	L
1/ 5	at Charleston Southern*	74- 80	L
8	Appalachian State	72- 60	W
12	Coastal Carolina*	48- 55	L
14	at Campbell*	59- 53	W
17	Charleston Southern*	92- 78	W
19	at Radford*	72- 78	L
21	at (14) Virginia	47- 71	L
23	(22) South Carolina	57- 85	L
26	Augusta*	(ot) 72- 81	L
28	at UNC Charlotte ¹	72- 85	L
31	at Augusta*	62- 54	W
2/ 2	at Miami	67- 79	L
6	Winthrop*	59- 42	W
11	at Coastal Carolina*	52- 64	L
13	at (5) Duke	39- 74	L
16	at Winthrop*	69- 71	L
20	Campbell*	73- 58	W
25	at Liberty	(ot) 71- 67	W
28	vs. Winthrop ²	63- 48	W
3/ 1	vs. Coastal Carolina ²	55- 58	L

²Big South Conference game

¹Charlotte Coliseum, Charlotte, N.C.

³Joe Lapchick Memorial Tournament, Jamaica, N.Y.

Home games on campus played at Belk Arena

() Opponents' AP ranking

1991-92

Bob McKillop		11-17 (6-8 Big South)	
11/ 23	(17) Alabama	59- 76	L
25	Methodist	102- 73	W
30	Sewanee	71- 44	W
12/ 2	at William & Mary	(ot) 69- 70	L
9	Warren Wilson	137- 51	W
30	at South Carolina	56- 84	L
1/ 4	at NC State	63- 83	L
8	at Coastal Carolina*	62- 79	L
11	at Charleston Southern*	59- 64	L
13	Campbell*	48- 47	W
15	at UNC Asheville*	64- 45	W
18	at Liberty*	68- 86	L
21	at (19) UNC Charlotte ¹	70- 82	L
25	Winthrop*	67- 68	L
28	at Samford	61- 59	W
2/ 1	Miami (Fla.)	66- 62	W
3	UNC Wilmington	68- 71	L
8	(20) UNC Charlotte	85- 95	L
10	at Campbell*	64- 67	L
13	Coastal Carolina*	65- 72	L
15	Radford*	63- 72	L
19	at Wake Forest	62- 76	L
22	at Radford*	75- 89	L
24	UNC Asheville*	76- 68	W
26	Charleston Southern*	77- 65	W
29	at Winthrop*	59- 52	W
3/ 2	Liberty*	69- 67	W
5	vs. Campbell ²	60- 69	L

²Big South Conference game

¹Charlotte Coliseum, Charlotte, N.C.

³Big South Tournament, Anderson, S.C.

Home games on campus played at Belk Arena

() Opponents' AP ranking

1992-93

Bob McKillop		14-14 (10-8 SoCon)	
12/ 2	St. Joseph's (Maine)	98- 78	W
5	Tennessee Temple	82- 56	W
19	Lynchburg	82- 47	W
21	at Clemson	77- 93	L
28	Wake Forest ¹	52- 71	L
1/ 3	at UNC Charlotte ¹	57- 95	L
6	at Western Carolina	81- 69	W
9	at Furman*	73- 80	L
11	NC State	58- 63	L
16	at East Tennessee State*	67- 75	L
17	at Appalachian State*	69- 78	L
20	The Citadel*	80- 70	W
23	VMI*	75- 64	W
24	Marshall*	82- 69	W
27	Georgia Southern*	(ot) 98- 81	W
30	Chattanooga*	73- 80	L
31	Western Carolina*	82- 63	W
2/ 6	at Georgia Southern*	71- 83	L
7	at The Citadel*	58- 68	L
10	UNC Charlotte	78- 80	L
13	Furman*	76- 64	W
17	at Chattanooga*	80- 95	L
20	Appalachian State*	76- 79	L
21	East Tennessee State*	90- 75	W
27	at Marshall*	63- 57	W
28	at VMI*	84- 70	W
3/ 5	vs. Marshall ²	67- 65	W
6	vs. Chattanooga ²	68- 72	L

²Southern Conference game

¹Charlotte Coliseum, Charlotte, N.C.

³Southern Conference Tournament, Asheville, N.C.

Home games on campus played at Belk Arena

GAME-BY-GAME RESULTS



The 1992-93 squad posted a 14-14 overall record and a 10-8 SoCon mark, setting the table for the current success of Davidson basketball.

1993-94

Bob McKillop		22-8 (13-5)
11/ 27	Sewanee	102- 78 W
12/ 4	Samford	78- 51 W
6	at Wake Forest	68- 77 L
11	UNC Charlotte	71- 65 W
13	Oglethorpe	98- 63 W
19	Clemson ¹	82- 79 W
30	at Marshall*	71- 75 L
1/ 2	at NC State	64- 63 W
5	Western Carolina*	68- 64 W
8	Furman*	72- 62 W
13	at Chattanooga*	70- 80 L
15	at East Tennessee State*	65- 63 W
17	Appalachian State*	89- 94 L
19	at The Citadel*	61- 68 L
22	at VMI*	78- 60 W
26	at Georgia Southern*	69- 67 W
29	Chattanooga*	72- 71 W
31	at Western Carolina*	90- 85 W
2/ 5	Georgia Southern*	83- 71 W
7	The Citadel*	76- 73 W
12	at Furman*	68- 56 W
15	at UNC Charlotte ³	74- 61 W
19	at Appalachian State*	80- 83 L
21	East Tennessee State*	82- 81 W
26	Marshall*	87- 68 W
2/ 28	VMI*	79- 65 W
3/ 4	vs. VMI ²	71- 61 W
5	vs. Western Carolina ²	93- 89 W
6	vs. Chattanooga ²	64- 65 L
17	at West Virginia ⁴	69- 85 L

*Southern Conference game

¹Charlotte Coliseum, Charlotte, N.C.

²Southern Conference Tournament, Asheville, N.C.

Home games on campus played at Belk Arena

³Independence Arena (Bojangles Col.), Charlotte, N.C.

⁴NIT First round

1994-95

Bob McKillop		14-13 (7-7)
11/ 25	Roanoke	93- 68 W
29	(21) Wake Forest	62- 74 L
12/ 2	vs. Iona ⁴	88- 77 W
3	at (22) Syracuse ⁴	66- 89 L
10	UNC Wilmington	78- 68 W
17	UNC Charlotte	66- 55 W
22	at Seton Hall	65- 73 L
29	vs. Lafayette ⁵	96- 81 W
30	at Boise State ⁵	64- 78 L
1/ 3	Emory	78- 46 W
5	Washington & Jefferson	95- 61 W
12	at UNC Charlotte ³	67- 91 L
14	at East Tennessee State*	81- 75 W

16	at Furman*	71- 80 L
21	VMI*	83- 75 W
23	Appalachian State*	74- 71 W
28	Marshall*	78- 63 W
30	at Georgia Southern*	52- 59 L
2/ 4	Western Carolina*	68- 69 L
7	Chattanooga*	62- 71 L
11	at Appalachian State*	76- 75 W
13	East Tennessee State*	81- 91 L
18	at The Citadel*	70- 51 W
20	at VMI*	75- 81 L
25	at Marshall*	76- 81 L
27	Furman*	66- 55 W
3/ 3	Western Carolina ²	74- 78 L

*Southern Conference game

²Southern Conference Tournament, Asheville, N.C.

Home games on campus played at Belk Arena

³Independence Arena (Bojangles Col.), Charlotte, N.C.

⁴Carrier Classic

⁵Boise State Tournament

() Opponents' AP ranking

1995-96

Bob McKillop		25-5 (14-0)
11/ 24	Rhodes	91- 46 W
27	at Mississippi	(ot) 84- 83 W
12/ 2	Catholic	101- 59 W
5	at UNC Wilmington	56- 73 L
9	NC State	80- 84 L
16	Fairleigh Dickinson	96- 56 W
21	Williams	(ot) 93- 87 W
28	vs. Central Florida ³	90- 51 W
30	vs. (19) Michigan ³	70- 82 L
1/ 2	Lafayette	93- 68 W
6	Navy	87- 58 W
13	East Tennessee State*	88- 56 W
15	Furman*	102- 97 W
18	vs. UNC Charlotte ¹	56- 47 W
23	at Appalachian State*	90- 68 W
27	at Marshall*	106- 57 W
29	Georgia Southern*	71- 46 W
31	VMI*	86- 79 W
2/ 3	at Western Carolina*	98- 85 W
5	at Chattanooga*	70- 58 W
10	Appalachian State*	84- 66 W
14	at East Tennessee State*	96- 66 W
17	The Citadel*	82- 54 W
19	at VMI*	95- 76 W
24	Marshall*	83- 77 W
26	at Furman*	(ot) 88- 79 W
3/ 1	vs. East Tennessee State ²	67- 43 W
2	vs. Marshall ²	92- 77 W
3	vs. Western Carolina ²	60- 69 L
13	at South Carolina ⁴	79-100 L

*Southern Conference game

¹Charlotte Coliseum, Charlotte, N.C.

²Southern Conference Tournament, Greensboro, N.C.

Home games on campus played at Belk Arena

³UNLV Holiday Classic at Las Vegas, Nev.

⁴NIT First round

() Opponents' AP ranking

1996-97

Bob McKillop		18-10 (10-4)
11/ 23	at Fairleigh Dickinson	87- 75 W
27	Lynchburg	89- 58 W
29	at (3) Wake Forest	45- 69 L
12/ 2	Mississippi	59- 56 W
5	Southern Methodist	55- 72 L
7	Sewanee	99- 59 W
11	at (14) Duke	58- 85 L

GAME-BY-GAME RESULTS

14	UNC Charlotte	68- 70	L
21	at New Hampshire	75- 57	W
1/ 2	at Massachusetts	64- 77	L
5	Connecticut College	90- 55	W
8	Marshall*	81- 85	L
11	at Georgia Southern*	81- 63	W
13	Western Carolina*	80- 71	W
18	Chattanooga*	63- 74	L
20	at Appalachian State*	66- 82	L
22	at East Tennessee State*	79- 60	W
27	at The Citadel*	63- 58	W
2/ 1	VMI*	77- 67	W
3	at Marshall*	70- 76	L
6	Siena	73- 64	W
8	Furman*	79- 68	W
10	East Tennessee State*	97- 47	W
15	at Furman*	79- 63	W
17	at VMI*	97- 77	W
22	Appalachian State*	78- 76	W
28	vs. The Citadel ²	83- 61	W
3/ 1	vs. Chattanooga ²	70- 77	L

*Southern Conference game

²Southern Conference Tournament, Greensboro, N.C.

Home games on campus played at Belk Arena

() Opponents' AP ranking



The 1997-98 squad posted a 20-10 overall record and a 13-2 SoCon mark, before advancing to the NCAA Tournament for the first time under current head coach Bob McKillop.

1997-98

Bob McKillop		20-10 (13-2)	
11/ 20	at (3) Duke	65-100	L
23	New Hampshire	72- 53	W
29	Tufts	89- 68	W
12/ 3	(24) Wake Forest	56- 61	L
6	Carnegie Mellon	91- 46	W
10	at UNC Charlotte	55- 70	L
14	Wofford*	93- 65	W
20	at Southern Methodist	59- 75	L
28	vs. Kansas State ³	63- 70	L
30	vs. James Madison ³	87- 69	W
1/ 2	at Western Carolina*	79- 57	W
5	at The Citadel*	59- 74	L
8	at Siena	89-103	L
12	VMI*	58- 61	L
17	at Furman*	63- 54	W
19	at East Tennessee State*	71- 58	W
22	Massachusetts	66- 82	L
24	Western Carolina*	79- 73	W
31	at Appalachian State*	77- 71	W
2/ 4	Chattanooga*	(ot) 53- 52	W
7	at UNC Greensboro*	69- 68	W
9	East Tennessee State*	67- 47	W
14	UNC Greensboro*	76- 59	W
16	at VMI*	90- 66	W
19	Appalachian State*	68- 58	W
21	Georgia Southern*	75- 58	W

27	vs. Georgia Southern ²	74- 68	W
28	vs. The Citadel ²	68- 59	W
3/ 1	vs. Appalachian State ²	66- 62	W
13	vs. (12) Michigan ¹	61- 80	L

*Southern Conference game

²Southern Conference Tournament, Greensboro, N.C.

Home games on campus played at Belk Arena

³Fiesta Bowl Classic, Tuscon, Ariz

⁴NCAA Tournament, Atlanta, Ga.

() Opponents' AP ranking

1998-99

Bob McKillop		16-11 (11-5)	
11/ 17	(1) Duke ¹	61- 94	L
23	at Navy	60- 67	L
27	at Wake Forest	58- 59	L
30	Elon	89- 51	W
12/ 4	vs. Colgate ³	64- 67	L
5	vs. SW Texas State ³	68- 64	W
8	UNC Charlotte	62- 71	L
12	Bowdoin	94- 58	W
19	Washington College	104- 64	W
29	at Massachusetts	(ot) 75- 66	W
1/ 2	Appalachian State*	82- 73	W
4	at VMI*	85- 64	W
9	at East Tennessee State*	75- 82	L
11	at UNC Greensboro*	67- 73	L
16	Western Carolina*	96- 59	W
18	The Citadel*	70- 60	W
23	at Chattanooga*	68- 54	W
25	VMI*	76- 66	W
30	College of Charleston*	80- 84	L
2/ 1	at Western Carolina*	73- 55	W
3	Furman*	92- 70	W
6	UNC Greensboro*	101- 69	W
8	at Georgia Southern*	77- 73	W
13	East Tennessee State*	73- 82	L
16	at Wofford*	67- 66	W
20	at Appalachian State*	64- 71	L
26	vs. Western Carolina ²	77- 82	L

*Southern Conference game

¹Charlotte Coliseum, Charlotte, N.C.

²Southern Conference Tournament, Greensboro, N.C.

Home games on campus played at Belk Arena

³Ameritas Classic, Lincoln, Neb.

() Opponents' AP ranking

1999-2000

Bob McKillop		15-13 (10-6)	
11/ 16	at Siena ³	79- 89	L
20	Guilford	86- 59	W
22	Haverford	95- 46	W
12/ 1	at UNC Charlotte	55- 74	L
8	at Elon	70- 75	L
18	Washington & Jefferson	84- 64	W
21	at (10) Duke	65- 109	L
29	vs. Columbia ⁴	50- 47	W
30	at (1) Stanford ⁴	61- 87	L
1/ 2	at California	87- 95	L
8	at UNC Greensboro*	60- 63	L
10	at Furman*	74- 63	W
15	at College of Charleston*	71- 58	W
18	Western Carolina*	83- 78	W
20	Wofford*	77- 62	W
22	VMI*	80- 69	W
25	at East Tennessee State*	62- 60	W
29	UNC Greensboro*	75- 77	L
31	Appalachian State*	72- 77	L
2/ 2	Wake Forest	(ot) 54- 49	W
5	at The Citadel*	74- 87	L
8	East Tennessee State*	87- 60	W
12	at Western Carolina*	72- 82	L

GAME-BY-GAME RESULTS

14	Chattanooga*	104- 78	W
19	at Appalachian State*	69- 54	W
21	at VMI*	71- 58	W
26	Georgia Southern*	87- 88	L
3/ 3	vs. Wofford ²	64- 65	L

*Southern Conference game
²Southern Conference Tournament, Greenville, S.C.
Home games on campus played at Belk Arena
³Preseason NIT
⁴Stanford Tournament at Stanford University
 () Opponents' AP ranking

2000-01

Bob McKillop		15-17 (7-9)	
11/ 17	vs. South Florida ³	70- 96	L
18	vs. Santa Clara ³	51- 70	L
19	vs. Jackson State ³	78- 66	W
24	at Georgia Tech	61- 92	L
28	Pennsylvania	(ot) 84- 81	W
30	Carnegie Mellon	88- 41	W
12/ 2	at Elon	69- 74	L
5	at (1) Duke	60-102	L
9	Charlotte	53- 69	L
16	Rhodes	93- 60	W
21	Washington & Jefferson	95- 57	W
29	vs. Drexel ⁴	73- 84	L
30	vs. William & Mary ⁴	75- 70	W
1/ 3	at Western Carolina*	73- 57	W
6	at UNC Greensboro*	68- 69	L
8	East Tennessee State*	55- 59	L
13	at Georgia Southern*	70- 84	L
16	at Chattanooga*	62- 75	L
20	VMI*	68- 60	W
23	Appalachian State*	68- 78	L
27	UNC Greensboro*	61- 63	L
30	at VMI*	70- 67	W
2/ 3	Furman*	76- 69	W
5	at Wofford*	73- 83	L
10	at Appalachian State*	70- 78	L
12	Western Carolina*	69- 63	W
17	at East Tennessee State*	51- 64	L
19	The Citadel*	71- 58	W
24	College of Charleston*	68- 65	W
3/ 1	vs. Wofford ²	60- 57	W
2	vs. College of Charleston ²	57- 54	W
3	vs. UNC Greensboro ²	68- 73	L

*Southern Conference game
²Southern Conference Tournament, Greenville, S.C.
Home games on campus played at Belk Arena
³Top of the World Classic, Fairbanks, Alaska
⁴Comcast Lobo Invitational, Albuquerque, N.M.
 () Opponents' AP ranking

2001-02

Bob McKillop		21-10 (11-5)	
11/ 16	at Charlotte	51- 65	L
20	at North Carolina	58- 54	W
23	Oglethorpe	114- 45	W
12/ 1	Navy	81- 79	W
4	Elon	66- 59	W
8	at The Citadel*	50- 69	L
15	at St. Bonaventure	70- 79	L
17	Washington & Jefferson	91- 47	W
19	Georgia Tech ¹	69- 83	L
22	at Pennsylvania	(ot) 75- 71	W
29	Hamilton	85- 49	W
1/ 2	(1/1) Duke ¹	71-106	L
5	at Western Carolina*	74- 71	W
8	Chattanooga*	63- 61	W
12	at Furman*	73- 70	W
16	VMI*	79- 68	W

19	East Tennessee State*	73- 66	W
23	at UNC Greensboro*	58- 57	W
26	Western Carolina*	(ot) 67- 70	L
30	Wofford*	72- 61	W
2/ 2	at Appalachian State*	82- 72	W
5	UNC Greensboro*	53- 48	W
9	at East Tennessee State*	78- 85	L
13	Georgia Southern*	64- 56	W
16	Appalachian State*	60- 62	L
19	at College of Charleston*	73- 70	W
23	at VMI*	77- 81	L
3/ 1	vs. The Citadel ²	71- 58	W
2	vs. UNC Greensboro ²	68- 58	W
3	vs. Furman ²	62- 57	W
14	vs. (14/12) Ohio State ³	64- 69	L

*Southern Conference game
¹Charlotte Coliseum, Charlotte, N.C.
²Southern Conference Tournament, Charleston, S.C.
Home games on campus played at Belk Arena
³NCAA Tournament, University Arena (The Pit), Albuquerque, N.M.
 (/) Opponents' AP/Coaches Poll Rankings

2002-03

Bob McKillop		17-10 (11-5)	
11/ 25	at (6/4) Duke	80- 95	L
27	at Navy	69- 61	W
30	Washington & Lee	105- 48	W
12/ 1	Washington College	114- 51	W
7	Charlotte	75- 56	W
10	St. Bonaventure	77- 72	W
21	Washington & Jefferson	125- 44	W
28	at (4/4) Arizona ³	69- 95	L
30	vs. Florida State ³	66- 82	L
1/ 5	The Citadel*	86- 72	W
8	at North Carolina	64- 79	L
11	Western Carolina*	83- 66	W
13	at Chattanooga*	63- 67	L
18	Furman*	65- 57	W
21	at VMI*	60- 61	L
25	UNC Greensboro*	83- 72	W
27	at East Tennessee State*	80- 71	W
2/ 1	at Western Carolina*	67- 57	W
3	at Wofford*	82- 98	L
8	Appalachian State*	99- 86	W
11	at UNC Greensboro*	84- 77	W
15	East Tennessee State*	72- 87	L
18	at Georgia Southern*	85- 76	W
22	at Appalachian State*	94- 81	W
25	College of Charleston*	(ot) 89- 94	L
3/ 1	VMI*	84- 49	W
6	vs. VMI ²	60- 66	L

*Southern Conference game
²Southern Conference Tournament, Charleston, S.C.
Home games on campus played at Belk Arena
³Fiesta Bowl Classic, Tuscon, Ariz.
⁴Greensboro Coliseum
 (/) Opponents' AP/Coaches Poll Rankings

2003-04

Bob McKillop		17-12 (11-5)	
11/ 18	at Texas Tech ³	58- 89	L
24	(9/10) North Carolina ¹	68- 91	L
29	Rhode Island College	108- 78	W
12/ 1	at College of Charleston*	69- 75	L
3	Hampton	83- 70	W
6	at Georgetown	53- 71	L
11	at Charlotte	65- 76	L
13	Haverford	79- 62	W
19	Clarkson	98- 60	W
22	at Seton Hall	50- 73	L

GAME-BY-GAME RESULTS

16	The Citadel*	79- 54	W	3/ 1	at Georgia Southern*	89-69	W
20	Appalachian State*	74- 81	L	8	vs. Wofford ²	82-49	W
1/ 23	at Georgia Southern*	101- 92	W	9	vs. UNC Greensboro ²	82-52	W
27	Western Carolina*	79- 59	W	10	vs. Elon ²	65-49	W
30	at Elon*	88- 58	W	21	vs. (24/-) Gonzaga ⁴	82-76	W
2/ 3	UNC Greensboro*	75- 65	W	23	vs. (8/8) Georgetown ⁴	74-70	W
6	Chattanooga*	87- 57	W	28	vs. (6/5) Wisconsin ⁵	73-56	W
12	at Coll. of Charleston*	73- 63	W	30	vs. (4/4) Kansas ⁵	57-59	L
17	at Western Carolina*	92- 59	W		*Southern Conference Game		
19	Wofford*	80- 73	W		¹ Time Warner Cable Arena, Charlotte, N.C.		
22	Furman*	75- 57	W		² Southern Conference Tournament, Charleston, S.C.		
24	at The Citadel*	87- 70	W		Home games on campus played at Belk Arena		
3/ 1	vs. Chattanooga ²	78- 68	W		³ The Honda Center, Anaheim, Calif. (Wooden Classic)		
2	vs. Furman ²	91- 68	W		⁴ NCAA Tournament, RBC Center, Raleigh, N.C.		
3	vs. Charleston ²	72- 65	W		⁵ NCAA Tournament, Ford Field, Detroit, Mich.		
15	vs. (17/20) Maryland ⁶	70- 82	L		(/) Opponents' AP/Coaches Poll Rankings		

*Southern Conference game

²Southern Conference Tournament, Charleston, S.C.

³John Thompson Foundation Classic, Ann Arbor, Mich.

⁴Sleep America Classic, Tempe, Ariz.

⁵Bi-Lo Center, Greenville, S.C.

⁶NCAA Tournament, HSBC Arena, Buffalo, N.Y.

(/) Opponents' AP/Coaches Poll Rankings



The 2007-08 Wildcats celebrated the 100th year of Davidson basketball by advancing to the NCAA Tournament Midwest Regional Championship game against Kansas.

2007-08

Bob McKillop		29-7 (20-0)
11/ 9	Emory	120-56 W
14	(1/1) North Carolina ¹	68-72 L
21	at Western Michigan	76-83 L
24	North Carolina Central	90-58 W
26	at Appalachian State*	71-60 W
12/ 1	(7/7) Duke ¹	73-79 L
5	at Charlotte	68-75 L
8	vs. (8/8) UCLA ³	63-75 L
13	The Citadel*	95-74 W
21	at NC State	65-66 L
1/ 3	Georgia Southern*	92-67 W
5	Western Carolina*	86-73 W
9	at Elon*	59-57 W
12	at Wofford*	85-50 W
16	at Furman*	73-51 W
19	Chattanooga*	85-58 W
21	at Western Carolina*	82-67 W
24	at The Citadel*	87-70 W
26	at College of Charleston*	70-58 W
30	Wofford*	78-65 W
2/ 2	at Chattanooga*	78-71 W
6	Elon*	74-64 W
9	College of Charleston*	81-56 W
13	at UNC Greensboro*	83-78 W
16	Furman*	86-51 W
2/ 19	UNC Greensboro*	75-66 W
22	at Winthrop	60-47 W
27	Appalachian State*	68-55 W

2008-09

Bob McKillop		27-8 (18-2)
11/ 14	Guilford	107-83 W
17	vs. James Madison ³	99-64 W
18	at (12/14) Oklahoma ³	78-82 L
21	Winthrop	97-70 W
24	Florida Atlantic ³	76-60 W
25	Loyola (Md.) ³	78-48 W
12/ 6	NC State ¹	72-67 W
9	vs. West Virginia ⁴	68-65 W
13	Chattanooga*	100-95 W
20	vs. (13/18) Purdue ⁵	58-76 L
29	at College of Charleston*	79-75 W
1/ 3	Samford*	76-55 W
7	at (2/2) Duke	67-79 L
10	at The Citadel*	84-69 W
12	at Appalachian State*	70-52 W
14	Elon*	83-68 W
17	at Georgia Southern*	89-68 W
21	Furman*	83-43 W
24	Wofford*	79-56 W
28	at Chattanooga*	92-70 W
31	at Samford*	55-52 W
2/ 2	Western Carolina*	89-65 W
5	at UNC Greensboro ⁶	75-54 W
7	College of Charleston*	75-77 L
12	at Wofford*	78-61 W
14	at Furman*	75-60 W
18	The Citadel*	46-64 L
21	(21/22) Butler	63-75 L
25	UNC Greensboro*	70-49 W
28	Georgia Southern*	99-56 W
3/ 2	at Elon*	90-78 W
7	vs. Appalachian State ²	84-68 W
8	vs. College of Charleston ²	52-59 L
17	at South Carolina ⁷	70-63 W
23	at Saint Mary's (Calif.) ⁷	68-80 L

*Southern Conference Game

¹Time Warner Cable Arena, Charlotte, N.C.

²Southern Conference Tournament, Chattanooga, Tenn.

Home games on campus played at Belk Arena

³NIT Season Tip Off

⁴Madison Square Garden, New York, N.Y.

(Jimmy V Classic)

⁵Conseco Fieldhouse, Indianapolis, Ind.

(Wooden Tradition)

⁶at Greensboro Coliseum ~ *NIT

(/) Opponents' AP/Coaches Poll Rankings

2009-10

Bob McKillop		16-15 (11-7)
11/ 14	at (11/10) Butler	62-73 L
19	vs. South Florida ³	58-65 L
20	vs. La Salle ³	70-84 L

GAME-BY-GAME RESULTS

22	vs. Penn State ³	57-59	L	21	at Creighton ²	92-102	L
25	Fredonia State	78-37	W		² Southern Conference Game		
28	Rhode Island	65-75	L		² SoCon Tournament, Chattanooga, Tenn.		
12/ 3	at The Citadel*	74-63	W		³ San Juan, P.R. (Honda Puerto Rico Tip-Off)		
5	at College of Charleston*	55-67	L		⁴ Madison Square Garden, New York, N.Y. (Holiday Festival)		
12	at (21/22) Gonzaga ⁴	91-103	L		⁵ College Basketball Invitational (Home sites)		
17	The College of New Jersey	90-49	W		(/) Opponents' AP/Coaches Poll Rankings		
20	vs. Cornell ⁵	(ot) 88-91	L				
21	vs. Hofstra ²	61-52	W				
28	Penn	79-50	W				
30	UMass	63-61	W				
1/ 4	Samford*	66-56	W				
9	Appalachian State*	68-78	L				
13	at Furman*	86-81	W				
16	at Wofford*	62-68	L				
20	Western Carolina*	67-77	L				
23	at Georgia Southern*	91-87	W				
28	College of Charleston*	86-71	W				
30	The Citadel*	(ot) 67-63	W				
2/ 6	Georgia Southern*	84-74	W				
11	at Appalachian State*	56-66	L				
13	at Western Carolina*	75-72	W				
17	Wofford*	51-73	L				
20	Furman*	61-58	W				
22	at Chattanooga*	73-78	L				
24	UNC Greensboro*	60-56	W				
27	at Elon*	(2ot) 99-96	W				
3/ 5	vs. Elon ²	59-66	L				

*Southern Conference Game

²Southern Conference Tournament, Charlotte, N.C.

Home games on campus played at Belk Arena

³Charleston Classic (Carolina First Arena)

⁴Key Arena, Seattle, Wash. (Battle in Seattle)

⁵Madison Square Garden, New York, N.Y.
(Holiday Festival)

(/) Opponents' AP/Coaches Poll Rankings

2010-11

Bob McKillop		18-15 (10-8)	
11/ 13	at Penn	64-69	L
18	vs. West Virginia ³	70-84	L
19	vs. Nebraska ³	70-67	W
21	vs. Western Kentucky ³	64-51	W
27	at Rhode Island	58-71	L
29	Monmouth	69-53	W
12/ 2	at College of Charleston*	73-82	L
4	at The Citadel*	68-53	W
11	Charlotte	82-68	W
20	at St. John's ⁴	57-62	L
21	vs. St. Francis (N.Y.) ⁴	76-69	W
30	St. Joseph's (Maine)	108-39	W
1/ 2	at (24/NR) Vanderbilt	52-80	L
5	Appalachian State*	66-74	L
8	at Western Carolina*	73-81	L
12	Furman*	79-70	W
15	Wofford*	64-69	L
17	at UNC Greensboro*	69-77	L
20	at Elon*	70-77	L
26	The Citadel*	75-85	L
29	College of Charleston*	75-64	W
31	at Georgia Southern*	73-66	W
2/ 3	at Samford*	62-49	W
5	Chattanooga*	73-59	W
9	at Wofford*	67-58	W
12	at Furman*	79-88	L
16	Georgia Southern*	83-56	W
19	at Presbyterian	71-65	W
24	Elon*	83-75	W
26	UNC Greensboro*	78-67	W
3/ 4	vs. UNC Greensboro ²	64-71	L
15	James Madison ⁵	85-65	W

2011-12

Bob McKillop		25-8 (16-2)	
11/ 11	Guilford	111-64	W
14	Richmond	74-61	W
18	at (6/6) Duke	69-82	L
21	Presbyterian	68-54	W
26	at UNC Wilmington	70-67	W
12/ 1	at Wofford*	72-69	W
3	Furman*	86-65	W
7	Vanderbilt	83-87	L
10	at Charlotte	61-84	L
19	at (12/11) Kansas ³	80-74	W
22	at UMass	65-73	L
29	Penn	75-70	W
1/ 5	at UNCG*	92-63	W
7	Georgia Southern*	96-74	W
12	Western Carolina*	88-67	W
14	at Appalachian State	83-79	W
19	College of Charleston*	87-69	W
21	The Citadel*	80-51	W
26	at Chattanooga*	64-63	W
28	at Samford*	74-77	L
2/ 1	at Furman*	71-53	W
4	Chattanooga*	88-61	W
6	Wofford*	76-54	W
9	at The Citadel*	77-66	W
11	at College of Charleston*	78-86	L
15	Samford*	81-54	W
18	(24/-) Wichita State	74-91	L
23	Elon*	66-45	W
25	at Georgia Southern*	71-54	W
3/ 3	vs. Furman ²	73-54	W
4	vs. Elon ²	83-67	W
5	vs. Western Carolina ²	(2ot) 93-91	W
15	vs. (-/18) Louisville ⁴	62-69	L

*Southern Conference Game

²Southern Conference Tournament, Asheville, N.C.

³Sprint Center, Kansas City, Mo.

⁴NCAA Tournament, Rose Garden, Portland, Ore.

(/) Opponents' AP/Coaches Poll Rankings

2012-13

Bob McKillop		26-8 (17-1)	
11/ 9	Emory	93-67	W
12	at New Mexico ¹	81-86	L
17	at UW-Milwaukee	68-73	L
22	vs. Vanderbilt ²	75-62	W
23	vs. West Virginia ²	63-60	W
25	vs. (17) Gonzaga ²	67-81	L
12/ 1	at Chattanooga*	81-55	W
5	Charlotte	69-73	L
8	Wofford*	63-56	W
15	UNC Wilmington	77-61	W
22	at Drexel	58-69	L
29	at Richmond	70-64	W
1/ 2	vs. (1) Duke ³	50-67	L
5	UNCG*	85-53	W
12	at Furman*	81-73	W
14	at Georgia Southern*	57-70	L
17	The Citadel*	70-38	W
19	Col. of Charleston*	77-68	W

GAME-BY-GAME RESULTS

24	at Western Carolina*	79- 74	W
26	at Appalachian State*	79- 56	W
31	Samford*	71- 51	W
2/ 2	at Wofford*	68- 57	W
7	Western Carolina*	73- 59	W
9	Appalachian State*	87- 52	W
14	at Col. of Charleston*	75- 59	W
16	at The Citadel*	72- 57	W
20	Furman*	73- 36	W
23	Montana	(ot) 93- 87	W
27	at Elon*	69- 63	W
3/ 2	Georgia Southern*	83- 48	W
9	Georgia Southern ²	86- 59	W
10	Appalachian State ³	65- 62	W
11	Col. of Charleston ³	74- 55	W
21	Marquette ⁶	58- 59	L



After being picked to finish 12th in the A-10 preseason poll, Davidson captured the 2014-15 regular season title before receiving the school's first-ever at-large bid to the NCAA Tournament.

*Southern Conference Game
Home games on campus played at Belk Arena
¹ 2012 ESPN Tip-Off Marathon
² Orlando, Fla. ~ ESPN Complex (Old Spice Classic)
³ TWC Arena, Charlotte, N.C.
⁵ U.S. Cellular Center, Asheville, N.C.
⁶ Rupp Arena, Lexington, Ky.

2014-15

2013-14

Bob McKillop		20-13 (15-1)	
11/ 8	at (4/4) Duke	77-111	L
11	Milwaukee	77- 81	L
16	vs. (25/25) Virginia ¹	57- 70	L
21	vs. Georgia ²	94- 82	W
22	vs. Clemson ²	54- 85	L
24	vs. (19/20) New Mexico ²	58- 79	L
30	at Stetson	86- 80	W
12/ 4	at Charlotte	(ot) 87- 78	W
7	Johnson & Wales	105- 63	W
11	vs. Niagara ³	72- 83	L
15	Drexel	58- 72	L
21	at (14/18) North Carolina	(ot) 85- 97	L
29	at (8/10) Wichita State	70- 81	L
1/ 1	College of Charleston	64- 76	L
4	at Wofford*	78- 63	W
9	at Furman*	73- 56	W
11	Appalachian State*	78- 66	W
16	Elon*	(ot) 85- 87	L
18	at UNCG*	93- 82	W
23	at Western Carolina*	82- 77	W
25	Georgia Southern*	82- 52	W
30	Chattanooga*	94- 51	W
2/ 1	The Citadel*	62- 43	W
6	at Samford*	109- 88	W
8	Furman*	65- 50	W
15	at Georgia Southern*	88- 73	W
17	at The Citadel*	83- 76	W
22	Wofford*	59- 49	W
27	UNCG*	79- 46	W
3/ 1	at Elon*	86- 69	W
8	Samford ⁴	77- 54	W
9	Western Carolina ⁴	(ot) 97- 99	L
18	at Missouri ⁵	77- 85	L

*Southern Conference Game
Home games on campus played at Belk Arena
¹ TWC Arena, Charlotte, N.C.
² Charleston, S.C. ~ TD Arena (Charleston Classic)
³ First Niagara Center, Buffalo, N.Y.
⁴ U.S. Cellular Center, Asheville, N.C.
⁵ Mizzou Arena, Columbia, Mo.

Bob McKillop		24-8 (14-4 A-10)	
11/ 15	Catholic	102- 66	W
18	Campbell	86- 51	W
22	vs. No. 6/6 UNC ¹	72- 90	L
26	at UCF	95- 69	W
29	UNC Wilmington	72- 49	W
12/ 3	Charlotte	92- 86	W
6	Stetson	90- 59	W
10	at Montana	110- 99	W
13	Niagara	78- 58	W
20	at Col. of Charleston	80- 68	W
30	at No. 3/3 Virginia	72- 83	L
1/ 3	Richmond*	81- 67	W
7	at No. 20/21 VCU*	65- 71	L
10	Saint Louis*	89- 54	W
14	at UMass*	71- 63	W
17	at Richmond*	63- 89	L
20	No. 22/22 Dayton*	77- 60	W
24	at George Mason*	(ot) 80- 73	W
31	at Saint Joseph's*	70- 75	L
2/ 4	St. Bonaventure*	61- 62	L
7	Duquesne*	95- 69	W
11	George Mason*	92- 71	W
14	at La Salle*	77- 69	W
18	at George Washington*	65- 63	W
21	Fordham*	76- 57	W
25	at Rhode Island*	60- 59	W
28	George Washington*	77- 66	W
3/ 5	VCU*	82- 55	W
7	at Duquesne*	107- 78	W
13	vs. La Salle ²	67- 66	W
14	vs. VCU ²	73- 93	L
20	vs. Iowa ³	52- 83	L

*Denotes Atlantic 10 Opponent
¹ Charlotte, N.C. ~ Time Warner Cable Arena
² Brooklyn, N.Y. ~ Barclay's Center
³ Seattle, Wash. ~ KeyArena

CONFERENCE TOURNAMENT RESULTS

1939 - RALEIGH, N.C.

5th (9-7, 19-9)

Qtr	Washington & Lee	43-32	W
Semis	Clemson	33-49	L

1943 - RALEIGH, N.C.

4th (7-4, 18-6)

Qtr	N.C. State	33-30	W
Semis	George Washington	40-47	L

1944 - RALEIGH, N.C.

6th (3-4, 16-7)

Qtr	Virginia Tech	34-38	L
-----	---------------	-------	---

1948 - DURHAM, N.C.

5th (10-7, 19-9)

Qtr	Maryland	58-51	W
Semis	Duke	39-53	L

1949 - DURHAM, N.C.

5th (11-6, 18-8)

Qtr	William & Mary	50-54	L
-----	----------------	-------	---

1954 - MORGANTOWN, W.VA.

7th (3-5, 7-15)

Qtr	Furman	68-84	L
-----	--------	-------	---

1955 - RICHMOND, VA.

7th (4-6, 8-14)

Qtr	West Virginia	36-74	L
-----	---------------	-------	---

1956 - RICHMOND, VA.

7th (5-7, 10-15)

Qtr	West Virginia	53-59	L
-----	---------------	-------	---

1957 - RICHMOND, VA.

8th (4-8, 7-20)

Qtr	West Virginia	51-71	L
-----	---------------	-------	---

1958 - RICHMOND, VA.

8th (4-8, 9-15)

Qtr	West Virginia	61-91	L
-----	---------------	-------	---

1959 - RICHMOND, VA.

8th (2-8, 9-15)

Qtr	West Virginia	65-100	L
-----	---------------	--------	---

1962 - RICHMOND, VA.

5th (5-6, 14-11)

Qtr	George Washington	81-85	L
-----	-------------------	-------	---

1963 - RICHMOND, VA.

2nd (8-3, 20-7)

Qtr	VMI	108-75	W
Semis	Virginia Tech	75-67	W
Finals	West Virginia	74-79	L

1964 - CHARLOTTE, N.C.

1st (9-2, 22-4)

Qtr	The Citadel	91-62	W
Semis	VMI	81-82	L

1965 - CHARLOTTE, N.C.

1st (12-0, 24-2)

Qtr	VMI	86-73	W
Semis	West Virginia	72-74 (OT)	L



Lefty Driesell led the Wildcats to their first Southern Conference Tournament Championship and NCAA berth in 1966.

1966 - CHARLOTTE, N.C.

1st (11-1, 21-7)

Qtr	The Citadel	79-61	W
Semis	Richmond	84-65	W
Finals	West Virginia	80-69	W

1967 - CHARLOTTE, N.C.

2nd (8-4, 15-12)

Qtr	Furman	64-55	W
Semis	William & Mary	78-65	W
Finals	West Virginia	65-81	L

1968 - CHARLOTTE, N.C.

1st (9-1, 24-5)

Qtr	William & Mary	107-68	W
Semis	Furman	79-63	W
Finals	West Virginia	87-70	W

1969 - CHARLOTTE, N.C.

1st (9-0, 27-3)

Qtr	VMI	99-76	W
Semis	Richmond	97-83	W
Finals	East Carolina	102-76	W

1970 - CHARLOTTE, N.C.

1st (10-0, 22-5)

Qtr	VMI	72-46	W
Semis	William & Mary	78-54	W
Finals	Richmond	81-61	W

1971 - CHARLOTTE, N.C.

1st (9-1, 15-11)

Semis	Furman	79-83	L
-------	--------	-------	---

1972 - GREENVILLE, S.C.

1st (8-2, 19-9)

Qtr	Appalachian State	87-77	W
Semis	East Carolina	77-81	L

CONFERENCE TOURNAMENT RESULTS

1973 - RICHMOND, VA.

1st (9-1, 18-9)

Qtr	VMI	88-77	W
Semis	William & Mary	79-76	W
Finals	Furman	81-99	L

1974 - RICHMOND, VA.

3rd (7-3, 18-9)

Qtr	The Citadel	82-69	W
Semis	Richmond	68-86	L

1975 - WILLIAMSBURG, VA.

6th (4-6, 7-19)

Qtr	William & Mary	64-78	L
-----	----------------	-------	---

1976 - LEXINGTON, VA.

8th (1-9, 5-21)

Qtr	VMI	69-71	L
-----	-----	-------	---

1977 - BOONE, N.C.

6th (2-8, 5-22)

Qtr	Appalachian State	66-71	L
-----	-------------------	-------	---

1978 - LEXINGTON, VA.

7th (3-7, 9-18)

Qtr	VMI	80-95	L
-----	-----	-------	---

1979 - CHARLESTON, S.C.

6th (3-7, 8-19)

Qtr	The Citadel	76-89	L
-----	-------------	-------	---

1981 - DAVIDSON, N.C.

T-1st (11-5, 13-14)

Qtr	Marshall	77-90	L
-----	----------	-------	---

1982 - SITES / CHARLESTON, W. VA.

3rd (9-7, 14-15)

Qtr	Furman	74-66	W
Semis	The Citadel	57-54	W
Finals	Chattanooga	58-69	L

1983 - CHARLESTON, W.VA.

5th (8-8, 13-15)

Qtr	Western Carolina	62-86	L
-----	------------------	-------	---

1984 - ASHEVILLE, N.C.

8th (5-11, 9-19)

Qtr	Marshall	68-78	L
-----	----------	-------	---

1985 - ASHEVILLE, N.C.

7th (6-10, 10-20)

Qtr	Marshall	71-83	L
-----	----------	-------	---

1986 - ASHEVILLE, N.C.

T-2nd (10-6, 20-11)

Qtr	VMI	71-62	W
Semis	East Tennessee St.	74-65	W
Finals	Chattanooga	42-40	W

1987 - ASHEVILLE, N.C.

3rd (12-4, 20-10)

Qtr	VMI	93-63	W
Semis	Western Carolina	85-76	W
Finals	Marshall	64-66 (OT)	L

1988 - ASHEVILLE, N.C.

3rd (9-7, 15-13)

Qtr	Chattanooga	69-83	L
-----	-------------	-------	---

1991 - BIG SOUTH / ANDERSON, S.C.

4th (6-8, 10-19)

Qtr	Winthrop	63-48	W
Semis	Coastal Carolina	55-58	L

1992 - BIG SOUTH / ANDERSON, S.C.

6th (6-8, 11-17)

Qtr	Campbell	60-69	L
-----	----------	-------	---

1993 - ASHEVILLE, N.C.

5th (10-8, 14-14)

Qtr	Marshall	67-65	W
Semis	Chattanooga	68-72	L

1994 - ASHEVILLE, N.C.

2nd (13-5, 22-8)

Qtr	VMI	71-61	W
Semis	Western Carolina	93-89	W
Finals	Chattanooga	64-65	L

1995 - ASHEVILLE, N.C.

3rd in North (7-7, 14-13)

Qtr	Western Carolina	74-78	L
-----	------------------	-------	---

1996 - GREENSBORO, N.C.

1st in North (14-0, 25-5)

Qtr	East Tennessee St.	67-43	W
Semis	Marshall	92-77	W
Finals	Western Carolina	60-69	L

1997 - GREENSBORO, N.C.

T-1st in North (10-4, 18-10)

Qtr	The Citadel	83-61	W
Semis	Chattanooga	70-77	L

1998 - GREENSBORO, N.C.

T-1st in North (13-2, 20-10)

Qtr	Georgia Southern	74-68	W
Semis	The Citadel	68-59	W
Finals	Appalachian State	66-62	W



Mark Donnelly and the Wildcats defeated Appalachian State, 66-62, in the 1998 title game to capture their first SoCon Championship under current head coach Bob McKillop.

CONFERENCE TOURNAMENT RESULTS



In its very first Atlantic 10 Tournament contest, Davidson's Tyler Kalinoski hit a game-winning layup as time expired to lift the Wildcats to a 67-66 victory over ninth-seeded La Salle at the Barclays Center.

1999 - GREENSBORO, N.C.

2nd in North (11-5, 16-11)

Qtr Western Carolina 77-82 L

2000 - GREENVILLE, S.C.

2nd in North (10-6, 15-13)

Qtr Wofford 64-65 L

2001 - GREENSBORO, N.C.

4th in North (7-9, 15-17)

1st Rd. Wofford 60-57 W

Qtr Coll. of Charleston 57-54 W

Semis UNC Greensboro 68-73 L

2002 - NORTH CHARLESTON, S.C.

T-1st in North (11-5, 21-10)

Qtr The Citadel 71-58 W

Semis UNC Greensboro 68-58 W

Finals Furman 62-57 W

2003 - NORTH CHARLESTON, S.C.

T-1st in North (11-5, 17-10)

Qtr VMI 60-66 L

2004 - NORTH CHARLESTON, S.C.

T-1st in South (11-5, 17-12)

Qtr The Citadel 68-61 W

Semis ETSU 84-96 L

2005 - CHATTANOOGA, TENN.

1st in South (16-0, 23-9)

Qtr Elon 67-53 W

Semis UNC Greensboro 68-73 L

2006 - NORTH CHARLESTON, S.C.

2nd in South (10-5, 20-11)

Qtr The Citadel 79-73 W

Semis Elon 65-58 W

Finals Chattanooga 80-55 W

2007 - NORTH CHARLESTON, S.C.

1st in South (17-1, 29-5)

Qtr Chattanooga 78-68 W

Semis Furman 91-68 W

Finals Coll. of Charleston 72-65 W

2008 - NORTH CHARLESTON, S.C.

1st in South (20-0, 29-7)

Qtr Wofford 82-49 W

Semis UNC Greensboro 82-52 W

Finals Elon 65-49 W

2009 - CHATTANOOGA, TENN.

1st in South (18-2, 26-6)

Qtr Appalachian State 84-68 W

Semis Coll. of Charleston 52-59 L

2010 - CHARLOTTE, N.C.

3rd in South (11-7, 16-15)

1st Elon 59-66 L

2011 - CHATTANOOGA, TENN.

4th in South (10-8, 17-14)

1st UNCG 64-71 L

2012 - ASHEVILLE, N.C.

1st in South (16-2, 25-7)

Qtr Furman 73-54 W

Semis Elon 83-67 W

Finals W. Carolina 93-91(2OT) W

2013 - ASHEVILLE, N.C.

1st in South (17-1, 26-8)

Qtr Ga. Southern 86-59 W

Semis App. State 65-62 W

Finals Coll. of Charleston 74-55 W

2014 - ASHEVILLE, N.C.

1st (15-1, 20-13)

Qtr Samford 77-54 W

Semis Western Carolina 97-99 (OT) L

2015 - ATLANTIC 10 / BROOKLYN, N.Y.

1st (14-4, 24-8)

Qtr La Salle 67-66 W

Semis VCU 73-93 L

POSTSEASON APPEARANCES

NCAA TOURNAMENT (13)

Record: 8-14

1966

East (21-7, 11-1)

1st Round Rhode Island 95- 65 W
(Blacksburg, Va.)

East Semis Syracuse 78- 94 L

East Cons. St. Joseph's (Pa.) 76- 92 L
(Raleigh, N.C.)

1968

East (24-5, 9-1)

1st Round St. John's 79- 70 W
(College Park, Md.)

East Semis Columbia (ot) 61- 59 W

East Finals North Carolina 66- 70 L
(Raleigh, N.C.)

1969

East (27-3, 9-0)

1st Round Villanova 75- 61 W
(Raleigh, N.C.)

East Semis St. John's 79- 69 W

East Finals North Carolina 85- 87 L
(College Park, Md.)

1970

East (22-5, 10-0)

1st Round St. Bonaventure 62- 75 L
(Jamaica, N.Y.)

1986

Southeast (20-11, 10-6)

1st Round Kentucky 55- 75 L
(Charlotte, N.C.)

1998

Southeast (20-10, 13-2)

1st Round Michigan 61- 80 L
(Atlanta, Ga.)

2002

West (21-10, 11-5)

1st Round Ohio State 64- 69 L
(The Pit - Albuquerque, N.M.)

2006

Minneapolis (20-11, 10-5)

1st Round Ohio State 62- 70 L
(UD Arena - Dayton, Ohio)

2007

Midwest (29-5, 17-1)

1st Round Maryland 70- 82 L
(HSBC Arena - Buffalo, N.Y.)

2008

Midwest (29-7, 20-0)

1st Round Gonzaga 82 -76 W

2nd Round Georgetown 74 -70 W
(RBC Center - Raleigh, N.C.)

MW Semis Wisconsin 73 -56 W

MW Finals Kansas 57 -59 L
(Ford Field - Detroit, Mich.)

2012

West (25-8, 16-2)

2nd Round Louisville 62 -69 L
(Rose Garden - Portland, Ore.)

2013

East (26-8, 17-1)

2nd Round Marquette 58 -59 L
(Rupp Arena - Lexington, Ky.)

2015

South (24-8, 14-4)

2nd Round Iowa 52 -83 L
(KeyArena - Seattle, Wash.)

NIT (6)

Record: 3-6

1972

(19-9, 8-2)

1st Round Syracuse 77- 81 L
(Madison Square Garden - New York, N.Y.)

1994

(22-8, 13-5)

1st Round West Virginia 69- 85 L
(Morgantown, W.Va.)

1996

(25-5, 14-0)

1st Round South Carolina 79- 100 L
(Columbia, S.C.)

2005

(23-9, 16-0)

Opening VCU 77 -62 W
(Richmond, Va.)

1st Round SW Missouri St. 82 -71 W
(Springfield, Mo.)

2nd Round Maryland 63 -78 L
(College Park, Md.)

2009

(27-8, 18-2)

1st Round South Carolina 70 -63 W
(Columbia, S.C.)

2nd Round Saint Mary's 80 -68 L
(Moraga, Calif.)

2014

(20-13, 15-1)

1st Round Missouri 77- 85 L
(Columbia, S.C.)

CBI (1)

Record: 1-1


2011

(18-15, 10-8)

1st Round James Madison 85- 65 W
(John M. Belk Arena - Davidson, N.C.)

2nd Round Creighton 92- 102 L
(Qwest Center - Omaha, Neb.)

2015 NCAA TEAM WHITE AND IOWA KNOCK WILDCATS OUT OF NCAA TOURNAMENT



After being picked to finish 12th in the Atlantic 10 preseason standings, Davidson not only captured the 2015 regular season title, it earned the school's first-ever at-large selection to the NCAA Tournament.

Davidson's 2014-15 preseason was cloaked in mystery. The Wildcats had left the Southern Conference, which it had dominated during the Bob McKillop era, for the much tougher Atlantic 10. Nobody had a clue how that would turn out.

The experts thought they had an idea. They picked Davidson to finish 12th in a 14-team league. Happy days are here again.

To make things even more daunting, the switch to the A-10 occurred without some of the team's most dominant talent from the year before – including SoCon Player of the Year DeMon Brooks, defensive stopper Tom Dronney, and rebounder and outside scoring threat Chris Czerapowicz.

Against this backdrop, how did Davidson approach the season? With confidence, maybe even a little swagger. It's not a group that can be intimidated. For sure, the predictions of its demise put a chip on the team's collective shoulder.

By the time Jan. 20, 2015 arrived, Davidson's intentions were crystal clear. A-10 power Dayton rolled into Belk Arena on that date knowing full well that it would have its hands full with the new kid on the block. Although Davidson's league record at the time was a modest 3-2, it had sent the message that it was fully capable of competing in its new conference. A 35-point thumping of Saint Louis and a road win at UMass had not gone unnoticed.

But just in case there were still some doubters, the Wildcats put on a clinic against Dayton. In one of the most impressive performances ever for a McKil-

lop team, Davidson won 77-60 in dominating fashion.

It not only excited Davidson's team, but also its fan base. As expectations rose, Davidson backed up the Davidson victory with a miracle finish to beat George Mason in overtime. Then after losses to Saint Joseph's and St. Bonaventure, Davidson went on a tear.

It won 10 games in a row, including an 82-55 dismantling of Virginia Commonwealth and road wins at La Salle, George Washington, Rhode Island and Duquesne.

With a league record of 14-4 and the regular season title stored away, Davidson went to Brooklyn for the A-10 championship tournament. The Wildcats escaped an inspired performance by La Salle in their first tournament game, winning 67-66. But in the semis, Davidson ran into a VCU team that was bent on revenge. The Rams were all over Davidson, winning 93-73.

In the old days of the Southern Conference, that tournament loss would have relegated Davidson to a spot in the NIT. But the A-10's strength means it usually sends multiple teams to the NCAA tournament, and Davidson was selected as a 10th seed and sent to Seattle's Key Arena to play against Iowa of the Big Ten, a seventh seed.

Both teams were coming off conference tournament losses, Davidson to VCU, Iowa to Penn State.

Davidson faced adversity early, first in the way of foul trouble to star Tyler Kalinoski, who picked up his third foul with eight minutes left in the first half. A late

surge by the Wildcats kept them in touch at halftime as they trailed by only nine, 38-29.

But then the stage was set for Iowa's Aaron White to have maybe the game of his life. During an 18-3 Iowa run early in the second half, White scored 13 straight points for the Hawkeyes. In a span of seven minutes, White scored 17 of Iowa's 22 points. Iowa led by 21 when the surge ended on a Brian Sullivan 3-pointer.

"I was in a little zone there," White said afterwards, "and it felt good." That's what 11-of-14 from the field does for a player. It makes him feel real good

While Iowa shot a blistering 57 percent in the second half, it used its length effectively on defense to make it hard for Davidson's outside shooters to get good looks. The Wildcats ended the game 6-of-28 on threes, only 21.4 percent. Iowa also dominated the rebounding, 46-30.

Jack Gibbs and Peyton Aldridge led Davidson offensively with 14 points each. Obviously knocked off his game by the early fouls, Kalinoski – Davidson's leading scorer for the season – went without a point during the game's last 35 minutes.

It was a tough way to end an otherwise spectacular first season in the A-10. The Wildcats were 24-8 overall, 14-4 in the A-10, regular season champs of the league, and no longer an unknown newcomer.

Davidson knew it could play on the big stage – and proved it once again.



Peyton Aldridge capped his freshman campaign with 12 points in 37 minutes against the Hawkeyes.

DAVIDSON VS. IOWA

March 20, 2015, Seattle, Wash. — KeyArena

DAVIDSON	FG-A	3G-A	FT-A	R	PF	TP	A	TO	B	S	MIN
23 Aldridge f	6-13	2-7	0-0	2	2	14	2	0	1	0	37
12 Gibbs f	5-14	2-9	2-2	2	1	14	4	5	0	0	36
05 Barham g	4-8	0-0	1-4	7	2	9	1	0	1	0	26
03 Sullivan g	3-14	2-5	0-0	3	2	8	4	1	0	0	40
04 Kalinoski g	2-9	0-4	1-1	6	4	5	2	0	0	0	28
40 McAuliffe	1-2	0-0	0-3	5	3	2	0	0	2	1	18
15 Michelsen	0-2	0-2	0-0	1	0	0	0	0	0	0	9
02 Watkins	0-1	0-1	0-0	0	1	0	0	0	0	0	3
01 Ekwu	0-0	0-0	0-0	1	0	0	0	0	0	0	2
22 Mackay	0-0	0-0	0-0	0	0	0	0	0	0	0	0
TEAM				3							
TOTALS	21-63	6-28	4-10	30	15	52	13	6	4	1	200
MISSOURI	FG-A	3G-A	FT-A	R	PF	TP	A	TO	B	S	MIN
30 White f	11-14	1-2	3-3	6	0	26	2	1	1	1	35
10 Gesell g	6-12	1-2	2-3	2	1	15	6	0	0	0	28
03 Peter g	5-11	2-6	0-0	5	1	12	0	0	0	0	29
20 Uthoff f	4-12	0-2	0-0	9	1	8	1	1	1	0	29
34 Woddbury f	4-6	0-0	0-1	8	2	8	1	1	0	1	21
00 Olaseni	2-6	0-0	2-3	6	2	6	0	1	3	0	18
05 Clemmons	1-4	1-3	0-0	3	2	3	1	1	0	1	17
13 Denning	1-1	1-1	0-0	0	0	3	0	0	0	0	1
25 Uhi	1-1	0-0	0-0	2	0	2	0	0	0	0	4
02 Oglesby	0-2	0-0	0-0	0	2	0	0	0	0	0	15
01 Rose	0-0	0-0	0-0	0	0	0	1	0	0	0	2
23 Ukah	0-0	0-0	0-0	1	0	0	0	0	0	0	1
TEAM				4							
TOTALS	35-69	6-16	7-10	46	11	83	12	5	5	3	200

2014 NIT TEAM

MISSOURI ATTACKS LATE IN SECOND HALF TO KNOCK DAVIDSON OUT OF THE NIT



Despite sitting at 4-10 going into the New Year, Davidson won 16 of its last 19 contests, including 13 straight at one point, to finish 20-13 overall and 15-1 in its final Southern Conference campaign.

Once winning basketball programs begin to take success for granted, they hike near the cliffs of doom. Winning at the competitive NCAA Division 1 level is hard, and to do it consistently year after year is as rare as Haley's Comet.

Davidson coach Bob McKillop has somehow found a formula that keeps complacency away while fueling his program's hunger for championships and winning – and playing postseason basketball.

March basketball, it's called. It's the dream of every Division I coach and player. Getting there is a journey that in a long season features glory and heartbreak. Getting to the finish line takes hard work, dedication, talent – and, yes, even a little bit of good luck.

McKillop has taken 14 of his Davidson teams there, so he knows a little bit about what it takes.

Still, to even entertain postseason thoughts in 2013-14, McKillop knew that he had to turn the page. Lost from the previous Davidson team that roared through the Southern Conference and then lost to Marquette by one point in the NCAA tournament were Jake Cohen, JP Kuhlman, Nik Cochran, and Clint Mann. Those were leaders, players that knew what it takes to win, and any program would miss them.

McKillop kept the beat going by getting his team prepared for the battle by playing an almost absurd out-of-conference schedule against the likes of Duke, Virginia, Georgia, Clemson, New Mexico, North Carolina and Wichita State.

By the time the Wildcats opened Southern Conference play against Wofford on Jan. 4, 2014 they

had seen pretty much everything. It showed in the way they attacked conference opponents, winning 15 of 16 games in capturing the regular season league title, the only loss in that stretch a 2-point defeat at the hands of Elon in overtime.

Davidson took a 13-game winning streak to Asheville for its last Southern Conference tournament, and made easy work of Samford in the opening round, 77-54.

Western Carolina, which always seemed to save its best work for the Wildcats in the tournament, upset the top seed 99-97 in the semi-finals. Davidson's priority of making the NCAA tournament evaporated with the defeat, but the NIT selection committee recognized the excellent season the team had against the brutal schedule and awarded it a berth in its tournament with an opening game at Missouri, from the Southeastern Conference.

Davidson certainly wasn't intimidated by playing in Mizzou Arena. Certainly the setting didn't compare with crowds and atmospheres that the Wildcats had already faced at Duke, Carolina and Wichita State.

Just like every other team Davidson had played during the season, Missouri struggled to find a defensive answer for De'Mon Brooks. In a seesaw first half, the Wildcats went to the break with momentum and a 41-37 lead thanks to a Chris Czerapowicz 3-pointer with six seconds left in the first period.

The good play continued for Davidson early in the second half as the Wildcats got a jumper by Brooks to build a 56-43 advantage, which would be their biggest of the game. It was an impressive 13-4 run by Davidson to open the half.

Missouri had its own weapons, though, especially Jabari Brown, a strong athletic guard that proved a load to defend. He went to the foul line 15 times and converted 11 of them, with two of them coming at the 12:35 mark to reduce Davidson's lead to seven. He led the Tigers with 30 points.

Davidson rebuilt its lead to eight with a Brooks jumper at the 9:17 mark of the second half. But it was here that the game turned as Missouri utilized its quickness and athleticism to attack the rim and get to the foul line. The Tigers took their first lead since 21-19 midway of the first half on a rebound basket and free throw by Johnathan Williams with six minutes to play – 69-67.

The score was deadlock for the ninth and final time with 4:55 left at 72. Then Ryan Rosburg scored a layup and an ensuing free throw to put Missouri ahead for good at 75-72.

Davidson's season ended with an 85-77 defeat, which also marked the last Davidson games for Brooks (29 points, seven rebounds in 28 minutes before fouling out), Czerapowicz (10 points, three rebounds before fouling out), and Tom Droney (six points, four rebounds).

Missouri took only 23 shots in the second half but made a sizzling 60.9 percent to Davidson's 32.4 percent field goal shooting in the decisive half.

The Wildcats were excellent at the foul line when they got there – 12-of-13 – but they didn't get there enough. Missouri made 25-of-34 free throws and outrebounded Davidson by one.

Davidson had an uncharacteristic chilly night from beyond the arc, hitting only 9-of-29 3-point attempts.

Davidson's season ended with a record of 20-13 and another date with March basketball. It's a Wildcats tradition now -- this post-season basketball -- and one that the team hopes to continue as it competes now in the tough Atlantic 10 Conference.



De'Mon Brooks capped his stellar career with a career-high 29 points in Davidson's setback at Mizzou in the postseason NIT.


DAVIDSON AT MISSOURI

March 13, 2014, Columbia, Mo. — Mizzou Arena

DAVIDSON	FG-A	3G-A	FT-A	R	PF	TP	A	TO	B	S	MIN
24 Brooks	f 9-17	0-1	11-12	7	5	29	1	1	0	0	28
03 Sullivan	g 1-9	1-8	0-0	2	3	3	4	4	0	0	38
04 Kalinoski	g 6-18	4-11	0-0	6	4	16	6	2	0	2	40
23 Droney	g 2-7	1-3	1-1	5	4	6	2	1	0	1	26
35 Czerapowicz	f 4-8	2-4	0-0	3	5	10	1	1	0	0	31
05 Barham	1-1	0-0	0-0	2	2	2	0	0	0	2	9
25 Belford	4-6	1-2	0-0	3	1	9	0	1	0	0	23
40 McAuliffe	1-1	0-0	0-0	2	0	2	0	0	0	0	5
TEAM				3							
TOTALS	28-67	9-29	12-13	33	24	77	14	10	0	5	200

MISSOURI	FG-A	3G-A	FT-A	R	PF	TP	A	TO	B	S	MIN
03 Williams	f 1-3	0-1	2-3	5	4	4	0	1	0	2	23
45 Post	f 1-1	0-0	0-0	1	0	2	0	0	0	0	11
05 Clarkson	g 6-12	1-2	2-2	1	2	15	2	3	0	0	36
32 Brown	g 9-16	1-3	11-15	2	1	30	2	3	0	0	40
33 Ross	g 5-10	0-1	6-10	6	1	16	3	2	1	3	35
24 Jones	2-2	0-0	1-1	5	1	5	0	0	0	0	10
31 Feldman	2-3	0-1	0-0	4	1	4	0	1	0	0	22
44 Rosburg	3-3	0-0	3-3	4	4	9	0	2	1	0	23
TEAM				6							
TOTALS	29-50	2-8	25-34	34	14	85	7	12	2	5	200

2013 NCAA TEAM DAVIDSON ONE SECOND AWAY FROM TAKING NCAA BATTLE FROM MARQUETTE



The 2012-13 Davidson Wildcats posted a 26-8 record and advanced to the NCAA Tournament for the second straight season and 12th time in school history.

The mission for Davidson's basketball team prior to the 2012-13 season was as clear as an ocean sunrise. Five starters returned from the year before, a team that swept through the Southern Conference regular season and tournament and then pushed mighty Louisville to the wire in the NCAA tournament.

The taste of near greatness made the Wildcats hungry. In an interview before the start of the season, star center Jake Cohen summed it up: "We experienced the NCAA tournament last year. Now we want to go back and win some games."

It was some season, one that except for cruel fate would have answered dreams and rewarded hard work, dedication and commitment.

Davidson's regular season in 2012-13 began as a rollercoaster and evolved into an avalanche. Playing a non-conference schedule that included the likes of New Mexico, Duke, Vanderbilt, West Virginia and Gonzaga, Davidson had its ups and downs. At Christmas break 2012 the Wildcats had won seven and lost six.

But they learned some valuable lessons along the way that helped them to a turn-the-season-around road victory over Richmond on Dec. 29. From that point on, coach Bob McKillop's Wildcats were close to invincible. They went 19-1 the remainder of the regular season, with just the loss to Duke at Time Warner Cable Arena, home of the NBA Charlotte Bobcats.

Davidson made a mockery of the Southern Conference. It won 17 of 18 league games and the average margin of victory was 19 points. The only loss was a less than stellar showing on the road at Georgia Southern, an inexplicable 13-point loss to the enigmatic Eagles. Davidson played them twice later in the season and mauled them, 83-48 and 86-59.

Message delivered.

Still work to be done, though. The No. 1 seed in the Southern Conference tournament, Davidson had to win three more games to get back to the NCAAs. Routs of Georgia Southern and College of Charleston were sandwiched around a tough 65-62 win in the semi-finals over Appalachian State.

The Wildcats were going back to the Big Dance, marking the 12th postseason berth for McKillop's Davidson teams in 24 years as head coach and his seventh trip to the NCAA tournament.

The opponent in Lexington, Ky., was Marquette of the Big East. The Eagles were a blue collar team, tough and talented, that didn't back down from any team the entire season.

March 21, 2013, the first day of spring turned out cold and blustery in the beautiful horse country of Kentucky.

Marquette vs. Davidson. The two teams looked in the mirror and saw each other. There would be no trick or gimmicks in game strategy, no Statue of Liberty plays. Just tough, defense-first basketball.

Showing no signs of stage fright, Davidson punched first. Its stifling defense produced a 12-2 lead with 13:38 left in the first half. Marquette was more than engaged. It knew it was in a fistfight.

Marquette took its first lead of the game by a point with 5:08 left in the first half. Even then the Wildcats battled back to lead at half 25-23. Defense dominated the half. Marquette couldn't solve Davidson's defense and made only 8-of-29 field goals. The Wildcats didn't scorch the nets themselves, but were a little better with 8-of-23 from the field.

The second half was more of the same. Marquette didn't get its first lead of the half until 13:40 remained, and that was 36-34. Davidson regained the momentum and surged to a 53-46 lead on two Nik Cochran free

2013 NCAA TEAM

throws with 1:49 left in regulation. Then some hard to reconcile stuff began to happen.

With Davidson up 54-48 with 1:10 to play, fate stepped to the plate. At that point, Marquette had taken 12 shots from 3-point range and made exactly one. And the misses had not been pretty. A couple bounced off the bottom corner of the backboard. My, oh, my! You can never tell about the basketball gods.

Jamil Wilson hit a three to make it 54-51 with 1:03 left. Davidson didn't panic. It ran good stuff, first clearing out for De'mon Brooks whose nifty layup put the Wildcats up five with a scant 41 seconds to play. Marquette's Vander Blue, who had been 1-of-5 from beyond the arc, knocked in a three. 56-54, Davidson with 28 ticks to play.

Again, the Wildcats did what they were supposed to do. They executed well by putting the ball into the hands of Nik Cochran, the nation's best foul shooter, and he made them both. Davidson was back up 58-54 with 20 seconds left.

The craziness wouldn't stop, however, Wilson fired in another three with 11 seconds left and Davidson's lead was 58-57.

Cohen inbounded in the backcourt to Brooks, who looked up court and saw Cochran standing near the midcourt line on the left side of the court. Give it to your best free throw shooter, that's what Brooks had in mind. His pass sailed, however, over Cochran's head, out of bounds and Marquette had possession with six seconds to play.

"If Davidson loses this game, there is no justice in college basketball," said the Wildcats' radio play-by-play announcer.

Marquette got the ball into hands of guard Vander Blue in the open court. He attacked the basket from the left side of the court with quickness and resolve, managed to escape the defensive effort of Cohen and laid the ball up and in for a 59-58 Marquette lead with one second left.

That's the way it ended. The team that had led the game for probably 38 of the 40 minutes lost by a point in the last second.

No justice, indeed. None at all. Cohen scored 20 points for Davidson and Brooks and Cochran each added 11.

The Wildcats ended the season with a record of 26-8. Champions of the Southern Conference tournament and regular season. Winners over such basketball powers as Vanderbilt and West Virginia.

A terrific season, to be sure, and only a basket away from Dream



Davidson's all-time leader in blocks and career starts, Jake Cohen scored a game-high 20 points in his final contest.

DAVIDSON VS. MARQUETTE

March 21, 2013, Lexington, Ky.— Rupp Arena

DAVIDSON	FG-A	3G-A	FT-A	R	PF	TP	A	TO	B	S	MIN
15 Cohen	f 8-18	2-5	2-2	1	3	20	1	2	1	0	29
24 Brooks	f 3-6	0-0	5-11	8	2	11	1	3	2	0	36
05 Kuhlman	g 1-3	1-1	1-2	2	1	4	4	1	0	1	23
12 Cochran	g 3-3	1-1	4-5	5	3	11	2	2	0	1	38
35 Czerapowicz	g 2-9	1-4	0-0	2	3	5	1	2	1	0	28
04 Kalinoski	1-5	1-5	0-0	4	1	3	0	0	0	0	24
23 Droney	1-2	0-1	2-2	1	0	4	2	0	0	0	16
40 Mann	0-0	0-0	0-0	0	4	0	1	1	0	0	6
TEAM				6							
TOTALS	19-46	6-17	14-22	29	17	58	12	11	4	2	200

MARQUETTE	FG-A	3G-A	FT-A	R	PF	TP	A	TO	B	S	MIN
10 Anderson	f 0-3	0-1	0-0	2	3	0	0	1	0	0	16
42 Otule	c 4-5	0-0	3-4	11	2	11	0	3	4	0	22
05 Cadougan	g 2-9	0-1	0-0	5	0	4	0	0	0	2	27
13 Blue	g 5-15	2-6	4-4	2	3	16	2	2	0	1	28
22 Lockett	g 2-7	0-1	1-2	11	2	5	1	0	0	1	38
00 Wilson	4-13	2-4	4-6	5	4	14	2	1	0	0	23
04 Mayo	0-1	0-1	0-0	0	1	0	0	0	0	0	9
12 Wilson	0-0	0-0	0-0	0	1	0	0	1	0	1	13
23 Thomas	0-1	0-1	0-0	0	0	0	0	0	0	0	4
25 Taylor	0-0	0-0	0-0	0	0	0	0	0	0	0	3
54 Gardner	3-4	0-0	3-3	2	4	9	0	1	0	0	17
TEAM				3							
TOTALS	20-58	4-15	15-19	41	20	59	5	9	4	5	200

2012 NCAA TEAM VICTORIOUS PITINO HAS HIGH PRAISE FOR DAVIDSON AND FRIEND MCKILLOP'S PROGRAM



In 2011-12 Davidson returned to the NCAA Tournament for the first time since the Wildcats' run to the Elite Eight in 2008. It marked the 11th appearance in school history and sixth under head coach Bob McKillop.

McKillop's Wildcats returned to the only March stage that suits them following the 2011-12 regular season — the NCAA tournament.

Following up a 16-2 regular season championship run through the Southern Conference, Davidson had to do it all over again during three days in Asheville in order to get the league's automatic bid to the NAAs.

Davidson took care of business, although things became quite tense in the conference finals. After running through Furman and Elon in the first two tournament games, Davidson had to empty its tank in defeating feisty Western Carolina in the title game in double overtime.

The exciting victory put the Wildcats in the NCAA tournament, the 11th postseason tournament for Bob McKillop's Davidson's teams in 23 seasons, and the program's sixth trip to the NAAs with him as coach.

The assignment in the Big Dance was tough — and a long distance from home. It really didn't matter. The Wildcats were thrilled to be back in the NCAA championship tournament for the first time in three years, the first time back since the program's magical run to the Elite Eight in 2008.

The way they looked at it, they'd play anybody and it didn't matter where. After all, they played at Duke during the regular season and led at halftime. They played Kansas in Kansas City before a sellout crowd and won, and the Jayhawks would eventually advance to the NCAA championship game where they barely lost to Kentucky.

So when the NCAA Basketball Selection Committee seeded Davidson 13th and sent them to Portland, Oregon to play fourth-seeded Louisville, the Wildcats applauded. They had all the respect in the world for coach Rick Pitino and his Cardinals. But instead of feel-

ing intimidated, Davidson saw it as another opportunity to test itself against one of the nation's best programs.

Davidson arrived by charter flight in rainy Portland and got some work in at the Rose Garden. One of the most interesting things about these NCAA tournaments is observing the national media — and legendary coaches — talk about the upcoming games. Louisville's Pitino is widely regarded as one of college basketball's best coaches ever. His team won a national championship at the University of Kentucky. As a young coach he took an unheralded Providence College team to the Final Four. His record at Louisville has been both remarkable and remarkably consistent.

His words carry weight. And at the press conference the day before his team's game with Davidson, he was effusive in his praise of Davidson coach McKillop. Pitino, who had known McKillop for years referred to him as "Bobby." He called him one of the best coaches in the nation, marveled at how tough his teams are to prepare for and play against, and warned that Louisville would be in for a real fight the next day in Portland's Rose Garden.

Turns out that Pitino was right on all counts. Davidson did a lot of things right. They got Louisville's giant defender and rebounder Gorgui Dieng in immediate foul trouble. Dieng played only 19 minutes total, scored nine points and had seven rebounds. Any Louisville opponent would settle for that. The Wildcats also got Louisville's star and catalyst, Peyton Siva, in foul trouble and eventually fouled him out after playing only 25 minutes. Siva, a speedy roadrunner, is one of the hardest players in the country to play against. He has credit card from Pitino's system to dart all over the court defensively, and he creates massive chaos. He attacks with silence and deadly results. Although he played only

25 minutes, he did Davidson great harm in scoring 17 points, dishing six assists, recording two steals.

Freshman big man Chane Behanan stepped up big time for the Cardinals. With teammates Dieng and Siva in foul trouble, and with senior scorer Kyle Kuric having a poor shooting day, Behanan filled the void with 14 points and 11 rebounds. He was crucial to Louisville's victory.

There were three first-half ties in the game, which Louisville led at halftime by 33-25. Davidson never could get over the hump in the second half, as Louisville maintained leads of 10 to 13 points, with Davidson getting closest at the final score of 69-62.

It's not that the Wildcats didn't have their chances. Louisville wasn't known as an offensive powerhouse, and Davidson's defense limited the Cardinals to 7-of-25 shots from the field in the final 20 minutes. That should have been good enough to chew away at the eight-point halftime deficit. But Louisville was one of the nation's best defensive teams, and even with Dieng and Siva playing limited minutes, it held Davidson to 21-of-60 field goal attempts for a percentage of 35. The Wildcats were only 4-of-19 on threes and their foul shooting was also subpar as they made only 16-of-23.

Each team had 21 field goals, but Louisville took only five shots from beyond the arc and pounded it inside, causing Davidson to commit a total of 23 personal fouls. The Cardinals outscored Davidson by 10 points at the free throw line.

Jake Cohen was superb for Davidson in a losing cause. He scored 24 points and snared 10 rebounds.

His frontcourt partner Clint Mann also excelled by hitting 6-of-9 from the field for 13 points and playing excellent defense. But while Cohen and Mann were a combined 15-of-28 from the field, the rest of the Wildcats were only 6-of-32. Not winning numbers, but give Louisville a lot of credit.

Davidson finished its Southern Conference championship season with a record of 25-8. Louisville would go on to win the Portland tournament and advance all the way to the Final Four before losing in the semi-finals to eventual national champion Kentucky.

Davidson was disappointed with the Portland outcome but already looking forward to 2012-13 when all five starters and a strong supporting cast return.

As for Pitino and his observations of Davidson? "I have all the respect in the world for Bobby's program."



Clint Mann had his best game of the season against Louisville scoring 13 points on 6-of-9 shooting, while recording three blocks and two steals defensively.

DAVIDSON VS. NO. 18 LOUISVILLE

March 12, 2012, Portland, Ore. — Rose Garden

DAVIDSON	FG-A	3G-A	FT-A	R	PF	TP	A	TO	B	S	MIN
14 Cohen	f 9-19	0-1	6-7	10	2	24	0	1	1	1	30
24 Brooks	f 1-7	0-1	3-4	5	4	5	3	3	1	0	19
05 Kuhlman	g 1-7	1-3	0-3	1	3	3	3	1	1	0	35
12 Cochran	g 1-4	1-3	6-7	1	4	9	3	1	0	0	35
35 Czerapowicz	g 2-7	2-6	0-0	9	4	6	2	1	0	0	28
04 Kalinoski	1-6	0-4	0-0	4	1	2	0	0	0	1	16
20 Reigel	0-0	0-0	0-0	0	0	0	0	0	0	0	3
23 Dronney	0-1	0-1	0-0	3	0	0	1	1	0	0	1
40 Mann	6-9	0-0	1-2	2	5	13	0	2	3	2	21
TOTALS	21-60	4-19	16-23	36	23	62	12	10	6	4	200

LOUISVILLE	FG-A	3G-A	FT-A	R	PF	TP	A	TO	B	S	MIN
14 Kuric	f 4-13	0-3	5-8	4	1	13	1	0	1	1	40
24 Behanan	f 5-9	0-0	4-5	11	2	14	1	1	1	0	33
10 Dieng	c 2-3	0-0	5-7	7	4	9	0	0	2	0	19
03 Siva	g 7-12	0-0	3-4	2	5	17	6	4	0	2	25
05 Smith, C.	g 0-3	0-1	4-6	6	4	4	0	2	0	1	26
02 Smith, R.	1-7	1-1	3-4	2	2	6	0	1	0	1	20
21 Swopshire	1-4	0-0	2-2	5	1	4	0	0	0	0	25
22 Justice	1-1	0-0	0-0	0	0	2	0	1	0	0	9
25 Blackshear	0-0	0-0	0-0	0	0	0	0	1	0	0	3
TEAM				3							
TOTALS	21-52	1-5	26-36	40	19	69	8	10	4	5	200

2011 CBI TEAM

DAVIDSON'S 10TH POSTSEASON BERTH IN MCKILLOP ERA ENDS AT CREIGHTON



The 2010-11 Wildcats suffered a tough loss to UNC Greensboro in the SoCon Tournament but topped James Madison at home in the College Basketball Invitational before falling at Creighton.

Coach Bob McKillop directed his 10th Davidson team to postseason play at the conclusion of the 2010-11 regular season where the Wildcats split two games in the College Basketball Invitational.

After ending its regular season with a record of 17-14, Davidson received the CBI bid mainly because of a blazing February when it won nine of 10 games before being upset by UNC Greensboro in the Southern Conference tournament.

"The CBI gave our players the chance to continue playing after an early and disappointing departure from the SoCon Tournament," McKillop said. "The victory over James Madison gave a much needed boost of confidence to our roster. For our freshmen and sophomores, it was their first-ever win in postseason play. The experience and performance on the road against Creighton showed our guys how close we are to moving our program forward. Add to this the extra days of practice plus the exposure on national TV, and it's clear that the CBI was very beneficial to our guys and to our program."

Davidson's first game in the CBI came at home against James Madison of the Colonial Athletic Association, which entered the game with a record of 21-11. NBA scouts were courtside to look at James Madison's 6-10 Denzel Bowles, who was averaging 17.8 points and 8.8 rebounds entering the game.

It was back and forth for most of the first half with the score tied at 27 with 4:31 to play. Then the Wildcats went on a hot shooting streak to build a 42-32 lead before breaking for halftime leading 42-34. Davidson did a good job of limiting Bowles' touches in the first 20 minutes as he attempted only five shots and ended the half with eight points and three rebounds.

Meanwhile, Davidson's 6-10 Jake Cohen scored 11

points in the first half on 5-of-10 shooting and guard JP Kuhlman followed with nine points. The Dukes shot 44.8 percent from the field in the first half to Davidson's 51.5 percent. The rebounding battle was virtually even as both teams had seven offensive rebounds and Davidson had 17 overall to James Madison's 16.

The Wildcats pulled away in the second half. Davidson led by 12 after three minutes of play in the second half and built a 17-point cushion with 14:59 left. Davidson led by as many as a whopping 27 points before settling for an 85-65 victory, its 18th of the season against 14 losses.

Davidson got balanced scoring with 17 points from Cohen, 14 from Kuhlman, and 14 from Chris Czerapowicz, who hit all five of his shot attempts. Davidson's Frank Ben-Eze had one of his best games of the season with nine points and four rebounds. Brendan McKillop and Nik Cochran also scored nine points each for the Wildcats.

Davidson shot 50 percent from the field but a torrid 45.8 percent from 3-point range, making 11-of-24 attempts. The Davidson defense held Bowles to a non-descript 12 points. James Madison was able to shoot only 31 percent from the field in the second half and 37.7 percent for the game as Davidson's defense controlled the last 25 minutes of action.

Davidson moved on with the victory and was assigned a trip to Omaha, Neb., to play hometown Creighton of the tough Missouri Valley Conference. The Blue Jays entered the game with a record of 20-14 and got great support the entire evening from a loud crowd.

This game developed into 40 minutes of offensive highlights. Davidson shot 57.6 percent in the first half and Creighton 53.1 percent as the Wildcats entered intermission leading 50-49. Freshman De'Mon Brooks,

2011 CBI TEAM

DAVIDSON VS. JAMES MADISON

March 15, 2011, Davidson, N.C. — John M. Belk Arena

DAVIDSON	FG-A	3G-A	FT-A	R	TP	A	TO	B	S	MIN
15 Cohen	f 8-15	1-6	0-0	7	17	4	1	5	3	28
40 Mann	f 1-3	0-0	0-0	5	2	0	1	0	0	12
01 McKillop	g 3-5	3-5	0-0	0	9	4	0	1	1	24
05 Kuhlman	g 5-9	2-2	2-3	3	14	3	2	0	0	25
23 Droney	g 3-7	0-1	0-0	5	6	4	2	0	2	30
12 Cochran	2-7	2-5	3-4	1	9	2	2	0	0	20
14 Tormey	0-1	0-0	0-0	0	0	0	0	0	0	3
20 Reigel	0-1	0-1	0-0	1	0	0	0	0	0	5
24 Brooks	2-6	1-2	0-0	1	5	0	2	1	0	16
25 Atkinson	0-0	0-0	0-0	0	0	0	0	0	0	3
34 Ben-Eze	4-6	0-0	1-1	4	9	0	1	0	0	11
35 Czerapowicz	5-5	2-2	2-3	4	14	0	1	1	0	19
42 Allison	0-1	0-0	0-0	0	0	0	0	0	1	4
TEAM					5				1	
TOTALS	33-66	11-24	8-11	36	85	17	13	8	7	200

JMU	FG-A	3G-A	FT-A	R	TP	A	TO	B	S	MIN
21 Bowles	f 5-9	0-0	2-3	9	12	2	4	2	1	23
33 Goins	f 3-9	0-0	3-6	5	9	1	3	1	0	15
12 Hitchens	g 3-9	1-3	0-2	1	7	3	0	0	2	30
34 Wells	g 2-8	0-4	1-1	2	5	0	1	0	0	26
40 Moore	g 5-12	0-0	4-6	9	14	4	2	0	1	35
05 Diouf	1-4	0-0	1-1	2	3	0	1	1	0	14
11 Semenov	2-4	1-2	0-0	3	5	0	2	2	0	14
14 Louis	1-1	0-0	0-0	0	2	0	0	0	1	6
24 Jackson	1-4	0-0	6-6	5	8	1	3	0	1	28
41 Flores	0-1	0-0	0-0	3	0	0	0	0	0	9
TEAM					2				1	
TOTALS	23-61	2-9	17-25	41	65	11	17	6	6	200

DAVIDSON VS. CREIGHTON

March 21, 2011, Omaha, Neb. — Qwest Center Omaha

DAVIDSON	FG-A	3G-A	FT-A	R	TP	A	TO	B	S	MIN
15 Cohen	f 6-11	0-3	4-7	3	16	0	3	1	0	25
40 Mann	f 4-6	1-2	0-0	3	9	0	3	0	2	19
01 McKillop	g 3-5	3-5	0-0	3	9	2	0	0	0	33
05 Kuhlman	g 7-14	2-5	3-4	1	19	7	2	0	0	35
23 Droney	g 2-3	0-0	0-0	4	2	1	0	1	1	15
12 Cochran	2-4	1-2	3-3	0	8	3	1	0	0	22
20 Reigel	0-0	0-0	0-0	0	0	1	0	0	0	2
24 Brooks	7-12	0-1	7-10	9	21	1	0	0	1	23
34 Ben-Eze	0-1	0-0	0-0	0	0	0	1	0	0	3
35 Czerapowicz	2-6	0-4	0-0	7	4	1	0	1	0	19
42 Allison	1-2	0-0	0-0	1	2	0	0	0	0	4
TEAM					4					
TOTALS	34-64	7-22	17-24	31	92	17	11	2	4	200

CREIGHTON	FG-A	3G-A	FT-A	R	TP	A	TO	B	S	MIN
03 McDermott	f 8-12	2-5	13-14	10	31	2	4	0	0	32
00 Echenique	c 3-3	0-0	4-4	2	10	0	3	1	0	12
12 Manigat	g 0-3	0-2	3-4	0	3	3	0	1	0	31
15 Korver	g 0-2	0-1	0-0	3	0	1	0	0	0	18
30 Young	g 9-18	0-1	4-6	2	22	9	0	0	3	37
02 Stormberg	0-0	0-0	0-0	0	0	0	0	0	0	0+
05 Jones	7-11	4-4	3-4	1	21	1	0	0	2	24
11 Sebastian	0-0	0-0	0-0	0	0	0	0	0	0	0+
13 Ferrarini	0-0	0-0	0-0	0	0	0	0	0	0	0+
20 Dorwart	0-0	0-0	0-0	0	0	0	0	0	0	0+
23 Runnels	2-3	0-0	5-6	5	9	1	2	1	1	23
24 Ashford	0-4	0-1	1-2	3	1	0	0	2	0	11
25 Lawson, Jr.	1-2	0-1	3-3	4	5	1	0	0	0	12
TEAM					6					
TOTALS	30-58	6-15	36-43	36	102	18	9	5	6	200

who had a subpar offensive effort in the win over James Madison, tallied 12 first-half points for Davidson. Brendan McKillop, JP Kuhlman and Clint Mann each had nine points in the first 20 minutes.

Davidson had its hands full trying to defend Doug McDermott, the son of Creighton's head coach. McDermott scorched the 'Cats with 21 points in the first half. There was another disturbing trend: Creighton got to the foul line 14 times to Davidson's seven. Would it haunt Davidson in the second half?

The second half was as wild as the first with neither team showing an ability to stop the other. Creighton built an eight-point lead with 10:11 left in the game and maintained the advantage until Kuhlman knocked in a 3-point field goal to put Davidson ahead 83-82 at the 4:21 mark. A layup by Jake Cohen got Davidson even again at 85 with 3:25 to play, which represented the fifth time the game had been tied.

Creighton scored six straight points during a crucial stretch to bolt to a 91-85 advantage and never trailed in going on to win 102-92. Davidson shot 53.1 percent from the field for the game to Creighton's 51.7 percent.

Brooks had a season-high 21 points for Davidson, Kuhlman 19, and Cohen 16. McDermott scored 31 for Creighton and was ably assisted by Antoine Young with 22 and Josh Jones with 21.

The outcome was decided at the foul line. The Blue Jays were tremendous in getting to the line and made 36-of-43 attempts. Davidson was 17-of-24 from the line. So even though Davidson had four more field goals than Creighton and one more 3-point basket, it couldn't overcome a 19-point deficit at the free throw stripe.


Davidson's season ended with a record of 18-15. Two seniors, Brendan McKillop and Ben Allison, played their last game in a Davidson uniform.



Brendan McKillop led the 2010-11 Wildcats with 85 3-pointers and finished his career ranked fourth on the school's all-time list.

2009 NIT TEAM

THE 'SEASON AFTER' PRODUCED 27 WINS, BERTH IN NIT



The 2008-09 Wildcats won the Southern Conference regular-season title, finishing first in the South Division for the fourth time in five years. Davidson made its fifth consecutive postseason appearance and defeated South Carolina in the NIT.

Expectations for the 2008-09 Davidson basketball team ricocheted wildly in the months preceding the season. Even before the village celebrated Independence Day, townsfolk gathered on the brick sidewalks downtown to talk basketball, wondering if this would be the year that the Wildcats made it to the NCAA Final Four. No dream was considered too big, not even a national championship.

The players heard all of the talk and prognostications, of course they did. Newspaper reporters converged on Davidson during the summer to tell the story of how basketball had taken over the village. Realism was lost in a flood of wistfulness. Message boards went nuts, but there's no news in that, is there? The school upgraded its basketball arena with new scoreboards and handsome seatbacks. Fans called the ticket office in early summer making sure that their season tickets were secure. The arena sold out.

This onslaught of enthusiasm, of course, was a left-over from the season before when Davidson dominated the Southern Conference and went into the NCAA tournament and beat favored teams Gonzaga, Georgetown and Wisconsin. Led by a boyish basketball assassin by the name of Stephen Curry, whose marksmanship from deep beyond the arc, endless charisma and the unabashed joy he displayed in playing the game suddenly made Davidson America's team.

The 'Cats made the Final Eight in 2008 and a squadron of police cars escorted the team bus from its Dearborn hotel to Ford Field, where 57,500 fans and millions more on television watched Davidson and Kansas duel to the last second. It was only when Jason Richards' shot caromed off the left of the rim at the final buzzer that the issue was decided. Davidson lost by two points to the eventual national champions.

While Davidson lost three valuable seniors from that

dream team (Richards, Thomas Sander and Boris Meno), Curry was back with a supporting cast that was more than capable. Davidson had basketball fever and there was no vaccine to slow it.

Some of the fan buzz was crazy. One woman, a staunch friend of the program, stopped a writer on a fall morning before the season began and forecast: "I don't think any team will come within 20 points of us."

Respite for the players came when the season finally started. Their sanctuary was the court. They had been hugged and praised and applauded until they were slap worn out. They kept it in perspective, but who among us doesn't like to believe the good things said about us? It's hard to keep an even keel under those circumstances.

Curry and the Wildcats took the challenge and slapped it in the face. They won 20 of their first 23 games, roared to 13 straight wins in the conference. The three losses were at Oklahoma, at Duke and to Purdue in Indianapolis.

The first tear in Superman's cape came on Feb. 7, 2009, in Davidson. College of Charleston, behind Antwaine Wiggins' brilliant defense against Curry, upset the Wildcats 77-75. It was Davidson's first conference loss in 43 games. Curry came open just beyond the 3-point arc on the right wing with two seconds remaining, poised to take the game-winning shot, but Wiggins somehow recovered and as Curry launched the ball, Wiggins reached from behind and blocked it cleanly.

Davidson finished the regular season 18-2 in the conference, 25-6 overall, and defeated Appalachian State in the first round of the SoCon tournament in Chattanooga behind 43 points from Curry, which tied for the third-most in tourney history. It set up the rubber match in the semifinals between the Wildcats and College of Charleston. In a choppy offensive game, Davidson built a 12-point lead in the first half and led by 29-20 at halftime.

2009 NIT TEAM

DAVIDSON VS. SOUTH CAROLINA

March 17, 2009, Columbia, S.C. — Colonial Life Arena

DAVIDSON	FG-A	3G-A	FT-A	R	TP	A	TO	B	S	MIN
23 Rossiter	f	0-1	0-0	0-0	4	0	2	1	0	12
41 Lovedale	f	7-13	0-0	3-6	9	17	1	1	2	37
14 Paul-Gosselin	g	1-2	1-2	1-4	4	4	3	1	1	25
22 Archambault	g	4-8	0-3	0-2	6	8	2	1	1	36
30 Curry	g	9-19	5-9	9-10	3	32	3	7	1	35
01 McKillop		1-1	0-0	0-0	2	2	1	2	0	10
24 Barr		1-4	0-1	2-3	3	4	1	0	0	17
35 Nelms		0-0	0-0	0-1	0	0	0	0	0	6
42 Allison		1-3	0-0	1-4	2	3	3	6	0	22
TEAM										2
TOTALS		24-51	6-15	16-30	35	70	16	19	5	6 200

S. CAROLINA	FG-A	3G-A	FT-A	R	TP	A	TO	B	S	MIN
21 Archie	f	1-3	0-0	2-4	6	4	0	4	2	32
24 Holmes	f	4-6	0-0	4-5	8	12	0	0	0	27
44 Muldrow	c	1-1	0-0	3-6	6	5	0	1	1	18
02 Downey	g	5-14	0-2	8-8	4	18	4	6	0	31
20 Fredrick	g	4-13	0-1	2-2	2	10	1	6	0	32
05 Raley-Ross		2-8	1-3	0-2	3	5	1	0	0	21
12 Conrad		1-5	0-2	0-0	0	2	1	1	0	18
14 Wilder		0-0	0-0	0-0	0	0	0	0	0	1
25 Steed		2-2	0-0	0-0	3	4	0	0	2	10
31 Baniulis		1-4	1-2	0-0	1	3	0	0	0	10
TEAM										4
TOTALS		21-56	2-10	19-27	37	63	7	18	5	5 200

DAVIDSON VS. SAINT MARY'S (CA.)

March 23, 2009, Moraga, Calif. —McKeon Pavilion

DAVIDSON	FG-A	3G-A	FT-A	R	TP	A	TO	B	S	MIN
14 Paul-Gosselin	g	1-5	1-4	0-0	0	3	3	1	0	22
22 Archambault	g	4-9	2-4	0-0	5	10	0	0	0	25
23 Rossiter	f	3-7	1-2	1-2	5	8	1	3	3	30
30 Curry	g	11-27	4-10	0-0	9	26	5	6	0	37
41 Lovedale	f	3-11	0-0	3-4	10	9	1	3	0	31
01 McKillop		2-2	2-2	0-2	1	6	2	1	0	13
24 Barr		1-4	1-2	0-0	2	3	0	1	0	23
35 Nelms		0-1	0-0	0-0	2	0	0	0	0	0
42 Allison		0-2	0-0	3-5	2	3	0	2	1	13
TEAM										5
TOTALS		25-68	11-24	7-13	41	68	12	17	4	6 200

ST. MARY'S	FG-A	3G-A	FT-A	R	TP	A	TO	B	S	MIN
13 Mills	g	9-22	1-10	4-4	0	23	10	1	1	39
20 Simpson	f	6-7	0-0	0-5	15	12	0	3	2	33
24 Hunter	g	4-10	1-4	3-5	6	12	2	0	0	29
32 McConnell	g	1-4	1-2	0-0	1	3	1	3	0	18
50 Samhan	f	6-10	0-0	6-6	9	18	1	1	0	34
03 Hughes		3-5	2-3	0-0	2	8	0	2	0	23
04 O'Leary		0-2	0-1	0-0	2	0	1	2	0	8
05 Smith		2-5	0-0	0-0	7	4	0	0	0	1
12 Walker		0-1	0-0	0-0	3	0	0	0	0	3
TEAM										1
TOTALS		31-66	5-20	13-20	46	80	15	12	3	10 200

Its defense held C of C to 21 percent shooting from the field in the first 20 minutes.

Second half was a different story. College of Charleston took a one-point lead with 14:49 to play and never lost it. The Wildcats shot a cold 28.6 percent in the second half and lost, 59-52.

Davidson hoped its 26-7 record might be good enough to earn a spot in the NCAA tournament field, but it wasn't to be. The Wildcats accepted a bid to the NIT and a first-round date at South Carolina of the Southeastern Conference.

Davidson took the fight to the favored Gamecocks from the get-go and built an 11-point lead midway through the first half only to see the margin reduced to two points at halftime. The second half showed much more offense on the part of both teams. Davidson led the entire half except for 30 seconds when South Carolina took a one-point cushion.

The Wildcats held South Carolina star guard Devan Downey to 5-of-14 from the field while Curry scorched the nets for 32, as Davidson advanced, 70-63. It was an impressive road win against a good team that tied for first in the East Division of the Southeastern Conference.

The reward was a trip to Moraga, Calif., and a game with Saint Mary's of California in tiny McKeon Pavilion. The headline of the game, which ESPN snatched up to show nationally, was a shootout between Davidson's Curry and Saint Mary's star guard Patrick Mills.

Attendance for the game was announced at 3,500. Every inch of standing room in the old building was taken. When asked if the atmosphere was similar to when conference rival Gonzaga comes to town, the locals replied it was more raucous for the Wildcats.

The crowd was uproarious the entire evening, and the shootout came as advertised with Saint Mary's leading 36-33 at halftime. Davidson's biggest lead of the half was five points, while Saint Mary's built its biggest lead at 21-14.

Saint Mary's broke a tie with 17:52 to play in the second half and never lost the lead the rest of the way, winning 80-68. Mills scored 23 points and had 10 assists while Curry, in what turned out to be his last Davidson game, scored 26 points, and had nine rebounds and five assists. Both Mills and Curry would enter the draft with Curry going seventh overall to Golden State and Mills taken in the second round by Portland.

It was also the last game for Davidson seniors Andrew Lovedale, Max Paulhus Gosselin and Can Civi. Their class won 105 games in four years, lost only 31, went to the postseason each year and will have the lifetime memory of the journey that took them to the Elite Eight.

The 2009 Davidson team won 27 games, lost eight and won the regular-season SoCon title, as the college made its fifth consecutive trip to basketball's postseason. That hardly falls into the category of a disappointing season, even though it must be told that the Wildcats expected more. It's an indication of how far the program has advanced.

2008 NCAA TEAM WILDCATS DEFEAT THREE GIANTS EN ROUTE TO BERTH IN ELITE EIGHT



The 2007-08 team won 25 straight games en route to a third straight SoCon Championship and an NCAA Tourney bid. The Wildcats won their first NCAA Tournament game since 1969, advancing to the Elite Eight and a shot away from the Final Four.

Jason Richards, Davidson's outstanding senior point guard for 2007-08, was emphatic when he talked about team goals before the start of a rugged non-conference schedule.

"We want to go back to the NCAA tournament," he said, "but going back to play just one game would be a disappointing end to my Davidson career. We've been to the tournament two years in a row. We've experienced that. Now we want to return and win some games."

Coach Bob McKillop took steps to prepare his team for that dream by scheduling outside opponents that included North Carolina, Duke, UCLA and NC State. Davidson wanted to test itself against the best, knowing that playing those teams would expose any weaknesses and give them a chance to correct them before tournament time.

It's not a strategy that's recommended if the goal is merely to impress outsiders by the number of wins and losses. But if the goal is to get better – and that was Davidson's mission from Day One – then the challenging schedule made sense.

After cruising past Division III opponent Emory 102-56, the Wildcats went to downtown Charlotte and Bobcats Arena to take on No. 1 North Carolina. A full house showed up for the game — 19,299 — fairly equally split between those wearing Davidson red and black and Carolina blue. The atmosphere of the game was electric: great crowd, intense competition, close game that raged back and forth. Davidson's last lead came with 6:40 to play when Stephen Curry hit a 3-point basket to put the 'Cats up 57-56. The Tar Heels found themselves hanging on to win 72-68.

While the loss was disappointing, the Wildcats showed they could compete against the nation's best.

It was a valuable lesson that would come in handy in March.

The next six games served as a roller-coaster ride for the Wildcats. Davidson traveled to Kalamazoo, Mich., and lost to Western Michigan 83-76 while allowing the home team to shoot 59.1 percent from the field.

Practice the next day – on Thanksgiving morning – was intense. If the Wildcats were going to be special, performances like that one couldn't occur. Lessons had to be learned.

Davidson routed North Carolina Central, won by 11 in its conference opener at Appalachian State with Curry scoring 38, and then lost back-to-back games against Duke and Charlotte. Davidson was competitive against Duke, losing by six, but not very good in a seven-point loss to Charlotte.

The Wildcats went to California on Dec. 8 to play mighty UCLA. Davidson led by 17 – 32-15 – with 7:48 left in the first half. The crowd in Anaheim was stunned. But the Bruins fought back to cut the deficit to four at halftime en route to a 75-63 win. Another scrappy effort against a powerhouse team – but also another loss.

After beating Citadel by 21, Davidson traveled to the RBC Center in Raleigh to take on NC State. Curry hit a 3-pointer with 43 seconds to play to give Davidson a 65-64 lead. NCSU's Ben McCauley shot and missed, but his teammate Gavin Grant came down with the rebound and was fouled with three seconds to play. Grant made two free throws, and Davidson missed at the buzzer to take a one-point loss and a 4-6 record with them into the Christmas holidays. It was a keen disappointment, coming so close and yet losing to another widely known team.

2008 NCAA TEAM

But playing in the RBC Center would eventually help Davidson. Stay tuned for that development.

Davidson began a run of 16 consecutive Southern Conference games on Jan. 3 with a smashing 92-67 win over Georgia Southern. The Wildcats won all 16 of those games, most of them by wide margins. The exception was a 59-57 win at Elon in a game that it appeared the Wildcats would lose.

Davidson rode the winning streak into the ESPN BracketBusters game at Winthrop. Davidson won that one by 13 and returned to conference play where it ended regular-season play with a home win over Appalachian State and a 20-point road win on Senior Night at Georgia Southern.

The Wildcats took a 19-game winning streak into the Southern Conference tournament in Charleston where they had to prove themselves all over again to be sure of a bid to the NCAA tournament.

They proved themselves, all right. They beat Woford 82-49, UNC-Greensboro 82-52 and knocked out Elon in the championship game 65-49. Their NCAA tournament ticket was punched for the third consecutive year. But would this trip be different?

A crowd of students and friends of the college gathered in the Student Union late on a Sunday afternoon to hear the pairings for the tournament. Davidson was seeded 10th and would play 7th-seeded Gonzaga in Raleigh's RBC Center in the first round. A roar went up in the Davidson union when the Davidson road map was announced.

Davidson was a determined team heading into the tournament. They certainly caught a break by getting to play in Raleigh, but Gonzaga was the regular season West Coast Conference champions and brought a record of 25-7 to Raleigh. Playing on the road would not intimidate them. Meanwhile, the Wildcats had a 22-game winning streak and were feeling pretty good.

With a partisan crowd of 19,722 pulling for them in Raleigh, Davidson saw Gonzaga lead 28-17 with 8:17 to play in the first half and by 41-36 at halftime. The Zags continued to dominate seven minutes into the second half with a 58-48 advantage. But then the game began to turn Davidson's way. The closer the Wildcats came, the louder the crowd. A Curry 3-pointer tied the game at 62 with 9:46 to play.

The two teams swapped leads until Davidson got the ball with just over a minute to play. Max Paulhus Gosselin, who played a terrific game, missed a 3-point attempt, and as the ball headed towards the right corner of the court and appeared to be going out of bounds, Andrew Lovedale raced from the free throw line to the corner, grabbed the ball inches before it went out of bounds, turned and passed to Curry who hit a 3-pointer for a 77-74 Davidson lead. The Wildcats never trailed again and won 82-76. Curry had 40 points, 30 in the second half. Lovedale captured 13 rebounds, and Richards recorded nine assists.



After leading Davidson to the doorstep of the 2008 Final Four, then-sophomore Stephen Curry was named the Midwest Regional's Most Outstanding Player.

It was Davidson's first NCAA tournament win since 1969 and set up a showdown with the second-seed from the Midwest Regional, Georgetown. The Hoyas were big, athletic, won the Big East regular season title, ranked No. 8 in the nation, No. 1 in the nation in field goal percentage defense and No. 5 in scoring defense.

As the two teams lined up facing each other on the court as the national anthem played, Georgetown's Patrick Ewing, 6-9, reached over and pounded the chest of 7-2 teammate Roy Hibbert and said something to him. The favored Hoyas were ready – but so was Davidson. The Wildcats had played UNC, Duke, UCLA. They weren't intimidated by Georgetown.

The Hoyas had quick athletes who could defend, and they made life miserable for Curry in the first half and led 38-27 at the break. Lefty Driesell, the former Davidson coach, appeared on the school's radio network at half and said, "Curry's going to have to get more shots in the second half, but this game isn't lost. Davidson can come back and win it."

It certainly didn't look that way early in the second half, as Georgetown roared to a 46-29 lead with 17:52 to play. Then the game turned, almost dramatically so. Down by 16, the Wildcats went on a 7-0 run. Then down by 11, the 'Cats scored nine in a row to make it a 50-48 game with 8:45 to play.

You could see it in the faces of Georgetown's players: they had a feisty opponent that was not going to be knocked out. Paulhus Gosselin tied the game at 57 with 5:06 to play, and once again, the RBC Center

2008 NCAA TEAM

crowd roared its support of the underdog Wildcats. When Curry hit a tough layup and then the ensuing foul shot with 4:35 to play to give Davidson a 60-58 lead, their first in the game since the score was 11-9. Once down by 17 in the second half, McKillop's team suddenly led by two.

Davidson never trailed again and defeated the Hoyas 74-70 to earn a spot in the Sweet 16 and a trip to Detroit to play in massive Ford Field, home of the NFL Detroit Lions.

Next up: Big Ten regular-season and tournament champion Wisconsin, with 31 wins, the most in school history. The Badgers were giving up only 53.9 points a game, which led the nation in scoring defense. The Wildcats were riding a 24-game winning streak. Something would have to give. Someone would have to blink.

Davidson belonged on this stage and knew it. Please, don't call them Cinderella.

With more than 57,000 fans in attendance at Ford Field, including Cleveland Cavaliers great LeBron James who wanted to see Curry play in person, the Wildcats and Badgers traded punches in the first half and went to the locker rooms tied at 36.

Davidson owned the second half – lock, stock and barrel. Richards hit a 3-pointer with 12:13 to play to put Davidson up 57-45. Curry's layup with 9:07 left



Jason Richards tied an NCAA Tourney regional semifinal record with 13 assists against Wisconsin.

DAVIDSON VS. GONZAGA

March 21, 2008, Raleigh, N.C. — RBC Center

DAVIDSON	FG-A	3G-A	FT-A	R	TP	A	TO	B	S	MIN	
15 Sander	f	1-1	0-0	0-0	0	2	2	3	0	25	
41 Lovedale	f	4-8	0-0	4-6	13	12	2	0	1	29	
02 Richards	g	4-14	2-7	5-7	3	15	9	3	0	36	
14 Paul-Gosselin	g	2-6	1-3	2-2	3	7	2	2	0	31	
30 Curry	g	14-22	8-10	4-6	3	40	2	2	0	39	
05 Meno		0-0	0-0	0-0	1	0	0	3	0	15	
22 Archambault		1-3	0-1	0-0	0	2	0	0	1	11	
23 Rossiter		2-2	0-0	0-0	4	4	1	1	0	11	
24 Barr		0-1	0-1	0-0	0	0	0	0	0	3	
TEAM										2	
TOTALS		28-57	11-22	15-21	29	82	18	14	1	9	200

GONZAGA	FG-A	3G-A	FT-A	R	TP	A	TO	B	S	MIN	
25 Pendergraft	f	2-3	1-2	0-0	2	5	0	0	0	17	
21 Sacre	c	1-1	0-0	0-0	0	2	0	0	0	3	
02 Pargo	g	5-10	2-5	6-8	5	18	6	6	0	38	
15 Bouldin	g	4-8	0-1	0-0	5	8	4	5	0	26	
32 Gray	g	7-12	7-12	0-0	3	21	2	4	0	35	
05 Daye		3-13	1-6	0-1	6	7	0	0	0	22	
11 Sorenson		0-0	0-0	0-0	0	0	0	0	0	5	
20 Gurganious		1-1	0-0	0-0	0	2	0	0	0	7	
22 Downs		0-0	0-0	0-0	2	0	1	1	0	7	
31 Kuso		0-1	0-0	1-2	2	1	0	1	0	13	
42 Heytvelt		5-6	1-1	1-3	8	12	1	1	1	26	
50 Brown		0-0	0-0	0-0	0	0	0	0	0	1	
TEAM										1	
TOTALS		28-55	12-27	8-14	34	76	14	19	1	11	200

DAVIDSON VS. GEORGETOWN

March 23, 2008, Raleigh, N.C. — RBC Center

DAVIDSON	FG-A	3G-A	FT-A	R	TP	A	TO	B	S	MIN	
15 Sander	f	3-3	0-0	2-3	6	8	0	1	0	24	
41 Lovedale	f	5-10	0-0	1-3	5	11	0	1	0	28	
02 Richards	g	5-13	1-6	9-10	1	20	5	1	0	40	
14 Paul-Gosselin	g	1-3	0-2	2-2	5	4	0	0	0	31	
30 Curry	g	8-21	5-15	9-10	3	30	5	0	0	36	
05 Meno		0-2	0-0	1-2	2	1	0	1	0	11	
22 Archambault	0-4	0-4	0-0	0	0	0	0	0	0	8	
23 Rossiter		0-0	0-0	0-0	1	0	0	0	0	17	
24 Barr		0-1	0-1	0-0	0	0	0	0	0	5	
TEAM										5	
TOTALS		22-57	6-28	24-30	28	74	10	5	0	6	200

GEORGETOWN	FG-A	3G-A	FT-A	R	TP	A	TO	B	S	MIN	
03 Summers	f	4-8	2-4	0-0	4	10	1	5	0	25	
55 Hibbert	c	3-3	0-0	0-1	1	6	1	3	1	16	
02 Wallace	g	5-8	2-4	0-0	4	12	1	2	0	33	
15 Freeman	g	2-2	2-2	3-4	2	9	1	3	0	23	
21 Sapp	g	5-6	4-5	0-0	4	14	2	2	0	24	
01 Macklin		2-4	0-0	4-8	3	8	1	0	1	18	
04 Wright		4-6	0-1	1-2	4	9	3	2	0	19	
05 Rivers		0-0	0-0	0-0	1	0	1	0	0	16	
22 Crawford		0-0	0-0	0-0	1	0	0	0	0	6	
33 Ewing		1-4	0-2	0-2	2	2	0	3	1	20	
TEAM										4	
TOTALS		26-41	10-18	8-17	30	70	11	20	3	2	200

2008 NCAA TEAM

DAVIDSON VS. WISCONSIN March 28, 2008, Detroit, Mich. — Ford Field

gave Davidson a 63-46 lead.

This was Davidson's game, pure and simple. The Wildcats were better than the Big Ten champions and no one who saw the game would dare dispute it. Curry continued his scoring rampage with 33 points. Lovedale had 12 points, and the poised Richards had 13 assists and no turnovers in a spectacular performance.

Final score: Davidson 73 Wisconsin 56. The Wildcats won the second half by a whopping 17 points to earn a spot in the Elite Eight against the Kansas Jayhawks, the tournament champions of the tough Big 12.

Kansas coach Bill Self had never taken a team to the Final Four, and a lot of fans and media people in his own state reminded him of it. Davidson was looking to go to the Final Four for the first time in school history. So much was at stake.

The game was as close as pages in a book. The biggest lead by either team in the first half was four points with seven ties. The Jayhawks sprinted off the court at halftime with a 30-28 lead, but this was anybody's game. It had the smell of a game that was going down to the last second.

Kansas took its biggest lead of the second half with 12:11 to play at 43-37. But then Bryant Barr came off Davidson's bench and thrilled most of the crowd of 57,563 by making three 3-point field goals in two minutes to give Davidson a 49-45 lead with 9:33 to play.

Kansas had talent and determination, too, and pushed to a 59-53 lead with 1:15 to play. Davidson's Thomas Sander, who was playing with a painful injury to the thumb on his shooting hand, made a free throw, and when he missed the second Davidson rebounded and Richards passed to Curry for a 3-pointer to make it 59-57 with 55 seconds to play.

Kansas ran some clock on its next possession but when Sherron Collins missed a 3-pointer, Davidson rebounded and took timeout with 17 seconds to play. Coach McKillop put the ball in the hands of Curry in the backcourt and when Curry got to the frontcourt, Kansas jumped him with a double team. With the clock winding down and no cracks open to get off a shot himself, Curry passed to Richards who took a long, contested shot that missed at the buzzer. Missed left, but just barely.

Kansas won 59-57 and went on to win the national championship.

The Wildcats covered themselves with glory, won the hearts of basketball fans from coast to coast, and finished the season with 29 wins and seven losses.

Richards got his preseason wish. A return to the NCAA tournament and some huge victories on the game's biggest stage. And all of those people who once had to ask where Davidson was located? After the tournament, they didn't need to ask anymore.

They knew the answer.

DAVIDSON	FG-A	3G-A	FT-A	R	TP	A	TO	B	S	MIN
15 Sander	f	2-2	0-0	0-1	2	4	0	0	0	25
41 Lovedale	f	5-5	0-0	2-3	4	12	0	2	0	23
02 Richards	g	4-13	3-8	0-0	3	11	13	0	1	39
14 Paul-Gosselin	g	1-3	0-1	2-2	6	4	1	1	0	24
30 Curry	g	11-22	6-11	5-5	3	33	4	2	0	4 37
01 McKillop		0-0	0-0	0-0	0	0	0	0	0	1
05 Meno		0-1	0-0	0-0	3	0	0	0	0	11
12 Civi		0-0	0-0	0-0	0	0	0	0	0	1
20 Schmitt		0-0	0-0	0-0	0	0	0	0	0	0+
22 Archambault		1-2	1-1	0-1	0	3	0	0	0	0
23 Rossiter		0-0	0-0	0-0	2	0	0	0	1	28
24 Barr		2-5	2-3	0-0	2	6	0	0	0	10
35 Nelms		0-0	0-0	0-0	0	0	0	0	0	1
TEAM						3				
TOTALS		26-53	12-24	9-12	28	73	18	7	0	9 200

WISCONSIN	FG-A	3G-A	FT-A	R	TP	A	TO	B	S	MIN	
01 Landry	f	1-4	0-1	5-6	6	7	1	1	0	0	31
45 Krabbenhoft	f	4-5	1-1	1-2	3	10	3	0	0	35	
32 Butch	c	4-9	2-6	1-4	2	11	1	2	0	2	
03 Hughes	g	0-3	0-2	0-0	2	0	0	0	0	12	
22 Flowers	g	4-14	3-9	1-1	6	12	2	2	0	40	
12 Bohannon		3-8	2-4	3-4	2	11	3	1	1	34	
14 Bronson		0-0	0-0	0-0	0	0	0	1	0	1	
24 Jarmusz		0-0	0-0	0-0	0	0	0	0	0	2	
30 Leuer		0-0	0-0	0-0	0	0	0	0	0	0+	
34 Stiemsma		1-3	0-0	3-4	5	5	0	2	2	16	
52 Nankivil		0-0	0-0	0-0	0	0	0	0	0	0+	
TEAM						5					
TOTALS		17-46	8-23	14-21	31	56	9	12	3	2 200	

DAVIDSON VS. KANSAS March 30, 2008, Detroit, Mich. — Ford Field

DAVIDSON	FG-A	3G-A	FT-A	R	TP	A	TO	B	S	MIN
15 Sander	f	3-6	1-1	1-4	4	8	2	0	0	1 26
41 Lovedale	f	3-8	0-0	0-1	5	6	1	0	2	1 32
02 Richards	g	3-9	0-4	1-2	1	7	9	4	0	2 38
14 Paul-Gosselin	g	0-1	0-1	0-0	5	0	2	2	0	2 24
30 Curry	g	9-25	4-16	3-3	4	25	3	1	0	1 40
05 Meno		0-0	0-0	0-0	1	0	0	1	0	0 12
22 Archambault		0-2	0-1	0-0	0	0	0	0	0	0 5
23 Rossiter		0-0	0-0	0-2	3	0	0	1	0	0 10
24 Barr		4-6	3-4	0-0	1	11	0	0	0	0 13
TEAM						6				
TOTALS		22-57	8-27	5-12	30	57	17	9	2	7 200

KANSAS	FG-A	3G-A	FT-A	R	TP	A	TO	B	S	MIN
00 Arthur	f	3-5	0-0	1-2	5	7	1	1	1	1 31
32 Jackson	f	4-6	0-0	1-4	7	9	3	3	1	1 23
03 Robinson	g	0-3	0-2	0-0	1	0	1	4	0	1 22
15 Chalmers	g	5-10	3-4	0-0	3	13	2	1	1	2 33
25 Rush	g	4-14	1-5	3-3	7	12	2	1	1	0 36
04 Collins		1-8	1-3	2-2	3	5	3	2	0	0 28
10 Case		0-0	0-0	0-0	0	0	0	0	0	0 2
24 Kaun		6-6	0-0	1-3	6	13	0	0	1	0 20
45 Aldrich		0-0	0-0	0-0	1	0	0	1	0	0 5
TEAM						5				
TOTALS		23-52	5-14	8-14	38	59	12	14	5	5 200

2007 NCAA TEAM SURPRISING 'CATS SCARE MARYLAND



The 2006-07 Wildcats were picked fourth in the South Division of the Southern Conference in the preseason. Davidson earned its second straight trip to the NCAA Tournament.

The day after Davidson was picked to finish fourth in the SoCon South Division 2006-07 preseason poll, coach Bob McKillop walked among his players as they were stretching on the court before the start of practice.

"Fourth in the South Division," he exclaimed, loud enough for all of the players to hear. "How does that make you feel? You proud of that? They picked you fourth in the division."

As preseason predictions go, this one really wasn't that unreasonable. Davidson had graduated seven seniors from the conference championship team of 2006. Not just seven ordinary seniors, either, but players that comprised most of Davidson's scoring, rebounding, passing and ballhandling, as well as its best defenders. Davidson's leadership and experience walked down the aisle in caps and gowns the previous May to get their diplomas.

Like it or not, 2006-07 was rebuilding time for the 'Cats.

When you're used to winning, as Davidson is, rebuilding is not synonymous with failure - or defeat. Especially not with Bob McKillop. He had warned his players at the team banquet the previous April that experts would count them out the next season. "But we have something for them," the coach told the packed room, "and that is ... SURPRISE!"

It turned out to be a storybook season for the Wildcats, all right. Three experienced juniors - Thomas Sander, Jason Richards and Boris Meno - took on the role of leadership and excelled at it. Max Paulhus Gosselin, a sophomore warrior, inspired the team with his unrelenting effort and defensive prowess. Paulhus Gosselin was first in line to accept any small job that would help his team win. And then there was a precocious freshman by the name of Stephen Curry, a 6-1 package of dynamite that wasn't afraid of the devil himself.

Another freshman, Will Archambault, came off to

bench to play in 33 games and average eight points.

When Archambault couldn't play against rival Charlotte due to injury, freshman teammate Bryant Barr stepped into his role and scored 11 points. Also coming off the bench and creating havoc for opponents was Davidson's "Big Cat," Andrew Lovedale. His energy, ability to beat much smaller players down the court and defensive and rebounding skills sparked the Wildcats on a consistent basis. Redshirt freshman Steve Rossiter, freshman Dan Nelms, sophomore Can Civi and seniors John Falconi and Lamar Hull made significant contributions in ways that impressed the coaching staff.

The chemistry on the team was about as good as it gets. The players genuinely liked each other, hung out together and stuck together in tough times.

Davidson stood at 4-3 when it opened its Southern Conference season against Elon on Dec. 1. The Wildcats sent a message that night that resonated throughout the conference: Davidson 86 Elon 61. Then the Wildcats went on a tear: 12 wins in a row, including the championship of a tournament hosted by Pac-10 member Arizona State. After Davidson won 83-78 at Wofford, Terriers coach Mike Young said, "They lost seven really good players from last year, and somehow they're better now than they were then. It's amazing."

McKillop's young team seemed to be on cruise control when Appalachian State came to Davidson on Jan. 20. Before a large, loud crowd, Appalachian State won one of the most exciting games of the season, 81-74. It was an emotional game, and the defeat was a slap in the face to the Wildcats, one that maybe they needed at that point in the season. Losing a conference game at home didn't set well with any of them. It got the attention of the players, that's for sure, who vowed not to let it happen again.

The rest of the schedule was against teams from the Southern Conference. Davidson won them all - 13 in a

row. The team picked to finish fourth in the South Division was 17-1 in regular-season conference action. But nothing was decided when Davidson headed to Charleston for the SoCon tournament to compete for the automatic invitation to the NCAA tournament. Davidson had been down that road before. Two years previous, the 'Cats went 16-0 in conference, lost in the semi-finals of the tournament and failed to get a bid to the NCAAs, even though they were one of only two teams in the nation to go unbeaten in their conference.

Clearly the conference's best team over a tough home-and-home schedule, Davidson would have to validate three months of hard work by winning three more games in three nights. If you think it's easy, basketball to you is a foreign language. Beating conference opponents - teams that know you so well - two and three times in a season is extremely difficult.

Chattanooga, a team that Davidson had already beaten twice, once by 30 points, put up a strong battle before Davidson prevailed, 78-68. Furman, which was playing well, was the semi-finals opponent. Davidson didn't mess around - 91-68, a knockout.

The championship game pitted two rivals, Davidson and College of Charleston. It was a road game for the Wildcats, a tough deal when an NCAA tournament berth is on the line supposedly in front of a non-partisan crowd. Playing in front of 8,000 boisterous fans, about 80 percent of which supported the home Cougars, the two teams put on a special game. Davidson led by two at halftime. Back and forth went the second half before Davidson prevailed, 72-65. Curry, the tournament's MVP, had 29 points. Meno tallied 14 and 10 rebounds. Richards had six assists, one turnover.

It was a team victory. Each man contributed to the championship in a meaningful way. It was an unselfish, tenacious, tough team with excellent chemistry.

The opponent for the 13th-seeded Wildcats, making their ninth NCAA tournament appearance, was Maryland. Davidson took 29 wins with it to Buffalo for the game, the most ever won by a Davidson basketball team in a single season. It broke the record of 27 wins set by Lefty Driesell's 1969 team; many historians consider it the best team in Davidson history.

Davidson gave Maryland more than the Terps had bargained for. Standing toe-to-toe with its ACC foe, Davidson didn't flinch. Maryland led by a point at the half, and when Max Paulhus Gosselin hit a spectacular layup in transition after four minutes of the second half, Davidson led by eight.

The 'Cats couldn't hold on, as Maryland dominated the last three minutes to win, 82-70. It was a game Davidson felt it could have won, should have won. But after the disappointment of defeat subsided, the coaches and players



Jason Richards (left) and Stephen Curry (right) combined for 41 points and 10 assists in Davidson's loss to Maryland in the NCAA Tourney first round in Buffalo.

were able to look back on the record-breaking season and appreciate it. Much was accomplished.

From a predicted fourth-place division finish in its own conference, the Wildcats soared to 29 dazzling victories, broke 15 school records, enjoyed numerous individual accolades and served notice - not just to its conference, but to the nation - that theirs is a program that is justified in harboring dreams of national significance.

DAVIDSON VS. NO. 17 MARYLAND

March 15, 2007, Buffalo, N.Y. — HSBC Arena

DAVIDSON	FG-A	3G-A	FT-A	R	PF	TP	A	TO	B	S	MIN
05 Meno f	4-13	0-3	1-1	9	1	9	2	0	0	3	30
15 Sander f	1-8	0-2	2-2	8	2	4	2	2	0	2	31
02 Richards g	4-15	1-8	2-3	3	1	11	7	5	0	2	39
14 Paul-Gosselin g	1-2	0-1	0-0	1	3	2	3	2	0	1	23
30 Curry g	9-21	5-14	7-7	4	5	30	3	4	0	3	36
22 Archambault	3-7	3-7	0-0	4	2	9	0	3	0	0	15
23 Rossbiter	0-0	0-0	0-0	0	0	0	0	0	0	0	3
24 Barr	1-2	1-2	0-0	0	0	3	0	0	0	0	6
41 Lovedale	1-2	0-0	0-1	2	3	2	0	1	2	2	17
TEAM				4							
TOTALS	24-70	10-37	12-14	35	17	70	17	17	2	13	200
MARYLAND	FG-A	3G-A	FT-A	R	PF	TP	A	TO	B	S	MIN
15 Gist f	5-9	0-0	2-2	8	2	12	4	3	0	1	26
25 Ibekwe f	5-8	0-0	1-2	10	5	11	1	1	1	1	18
02 Strawberry g	5-17	1-4	1-3	8	3	12	5	2	0	1	38
21 Vasquez g	4-9	1-4	1-2	4	2	10	4	4	1	1	31
23 Jones g	6-13	3-7	2-2	6	2	17	1	4	0	1	28
05 Hayes	1-3	0-1	0-0	1	0	2	2	4	0	1	18
24 Brown	1-1	1-1	0-0	0	0	3	0	0	0	0	5
31 Bowers	0-2	0-0	2-2	6	1	2	1	1	1	1	15
35 Neal	0-0	0-0	2-2	0	0	2	0	0	0	0	0+
50 Osby	4-6	0-0	3-4	6	0	11	1	3	1	1	21
TEAM				5							
TOTALS	31-68	6-17	14-19	54	15	82	19	22	4	8	200

2006 NCAA TEAM JOHNSON LEADS UPSET DRIVE



The 2005-06 team got back to the NCAA Tournament, defeating Chattanooga in the Southern Conference championship game. The squad featured seven seniors.

The players on Davidson's 2005-06 basketball team had decided well before the first shot was taken that the only way to have a successful season would be to win the Southern Conference championship and qualify for the NCAA Tournament. The seven seniors made sure every player on the team understood the mission.

Nothing less would do.

It was coach Bob McKillop's 17th Davidson team, and it's doubtful that he ever had one that had better chemistry. Team unity was enhanced by a summer trip to Italy where the Wildcats went sightseeing and played six exhibition games, including one against one of the best teams in the world – the Italian National team.

Once practices began in earnest in mid-October, Davidson's players were serious about their quest. The outside schedule was tough. The 'Cats won home games against UMass, Saint Joseph's, Missouri and dropped road games to Duke, North Carolina, Syracuse, Charlotte and Illinois-Chicago. Davidson was overmatched against Duke and UNC, but had excellent chances to win the other three games. McKillop's men are not into moral victories, but playing well in such tough venues toughened them for the SoCon regular season.

Good thing it did, because Davidson didn't waltz through the conference season. It lost five regular-season conference games, including one at home to Western Carolina, the only home loss against 14 wins.

The Wildcats didn't exactly roar into the SoCon Tournament in Charleston in early March. They lost by 13 at Wofford on Feb. 11, 2006, and were on the verge of dropping what would have been a shocker to Citadel in Charleston two days later. Senior Jason Morton came off the bench to rescue the Wildcats,

hitting all six of his 3-point attempts and nailing 9-of-10 from the field to score 27 points in 27 minutes. After winning by eight over Furman, Davidson dropped a 76-73 game at Georgia Southern. On Senior Day in the Baker Sports complex, the Wildcats rallied to beat the rival College of Charleston, 65-63 on a Kenny Grant three-pointer.

Davidson ended the regular season with 17 wins and 10 losses and was 10-5 in the SoCon regular season. Based on their conference play in the regular season, which had been erratic, the Wildcats went to Charleston for the championship tournament as one of several that were thought to be good enough to win it, but not as the prohibitive favorite.

The team's seven seniors however were on a mission. Brendan Winters, Ian Johnson, Jason Morton, Matt McKillop, Kenny Grant, Eric Blancett and Chris Clunie wouldn't get another chance for a SoCon title. It was now or never.

It was almost never. An inspired Citadel team roared to a 19-point first-half lead, and for a time, it appeared that Davidson was too stunned to rally. But the Wildcats reduced the deficit to seven by halftime, and behind Matt McKillop's 21 points, survived a scare, 79-73. Tournament basketball is all about advancing. Style points aren't important. Davidson was still alive.

Ian Johnson missed only two shots as Davidson eliminated Elon in the semifinals, 65-58. The final score was closer than the actual game, as the Wildcats were in charge most of the way.

It set up a bout for the championship against Chattanooga, a team that had beaten Davidson on Jan. 23, 65-59. With an NCAA Tournament bid at stake, it was a mismatch of major proportions. Behind a brilliant 33-point performance by Brendan Winters, who would be named the tournament's Most Out-

2006 NCAA TEAM

standing Player, Davidson cruised to the NCAAs with a smashing 80-55 win. Johnson and Matt McKillop joined Winters on the All-Tournament team. Coach McKillop was able to play all 14 of his players who dressed for the game.

With championship trophy in hand, McKillop would take his third Davidson team to the NCAA Tournament, and overall, this would be Davidson's eighth team to make the Big Dance.

Given a 15th seed by the NCAA Selection Committee, Davidson was sent to Dayton, Ohio, to play against second-seeded Ohio State, the regular-season Big Ten champions. With its campus in Columbus located only a short bus ride from Dayton, the game was for all intents and purposes a road game for the Wildcats.

They weren't the least bit intimidated. In talking to his players at the pre-game meal, Coach McKillop said, "We have a real chance to win this game. We are going to attack Ohio State and knock them on their heels."

Davidson did just that. The 12,945 fans in attendance, most in garnet and gray, were silenced as Davidson led by four at halftime. Davidson stayed close for most of the second half, but the Buckeyes put together enough offense to win, 70-62. Johnson was brilliant for Davidson, as he thoroughly outplayed Ohio State star Terence Dials.

In addition to the seven seniors, Davidson received outstanding performances from sophomores Thomas Sander, Boris Meno and Jason Richards. Freshmen Andrew Lovedale, Max Paulhus Gosselin and Can Civi made major contributions to the team's success, as did junior John Falconi. Steve Rossiter received an injury redshirt, and he and Lamar Hull were superb practice players who helped Davidson prepare for upcoming opponents.

Davidson ended the season with 20 wins, 11 losses, a Southern Conference championship and the invitation to the Big Dance.

The Wildcats didn't just show up for the NCAA Tournament, either. They went to Dayton to win the game - and almost did it. It was a season of great memories for all of the Wildcats, especially for the seven seniors, all of whom earned their degrees.



Ian Johnson earned All-SoCon Tournament honors and scored 26 points against Ohio State.

DAVIDSON VS. NO. 6 OHIO STATE March 17, 2006, Dayton, Ohio — UD Arena

DAVIDSON	FG-A	3G-A	FT-A	R	PF	TP	A	TO	B	S	MIN
15 Sander	f 2-6	0-0	0-0	7	3	4	0	0	0	0	25
22 Johnson	f 10-20	3-8	3-3	10	3	26	0	0	1	0	35
04 McKillop	g 1-6	1-5	2-3	3	4	5	0	0	0	0	21
12 Grant	g 3-6	1-2	0-0	3	4	7	9	2	0	0	33
32 Winters	g 5-16	0-4	0-0	8	1	10	1	4	0	1	35
02 Richards	1-2	0-0	0-0	0	0	2	2	3	0	0	6
05 Meno	1-5	0-0	0-0	6	1	2	0	0	2	0	18
30 Blancett	0-0	0-0	0-0	0	0	0	1	0	0	0	3
34 Morton	2-6	0-3	0-0	2	4	4	0	0	0	0	23
40 Clunie	0-0	0-0	0-1	1	0	0	0	0	0	0	1
TEAM				4							
TOTALS	26-68	5-22	5-7	44	20	62	13	9	3	1	200
OHIO STATE	FG-A	3G-A	FT-A	R	PF	TP	A	TO	B	S	MIN
34 Dials	f 9-21	0-0	1-4	13	2	19	0	0	2	0	39
40 Sylvester	f 1-2	0-0	0-0	2	3	2	2	0	0	0	10
00 Sullinger	g 6-12	0-3	1-2	13	2	13	0	0	0	1	38
14 Butler	g 1-8	0-4	3-6	5	2	5	3	3	2	0	37
23 Foster	g 2-6	1-4	2-3	2	4	7	3	1	0	0	27
03 Harris	2-4	1-3	0-0	3	0	5	0	0	0	0	15
12 Lewis	5-12	3-8	6-8	3	0	19	2	0	0	1	34
TEAM						2		2			
TOTALS	26-65	5-22	13-23	43	13	70	10	4	4	2	200

2005 NCAA TEAM DAVIDSON GETS TWO NIT WINS



The 2004-05 'Cats went 16-0 in the SoCon but ran into a hot UNC Greensboro team in the semifinals of the SoCon Tournament. Davidson went on to win two games in the NIT.

The 2004-05 Wildcats had some close calls in Southern Conference regular-season play, but always found a way to win in compiling a sparkling 16-0 record, a full four games better than the second-place team in the South Division and six games better than the North Division champion. Davidson is the first conference team ever to go through the regular season at 16-0.

How impressive was that unbeaten conference record? Only one Division I basketball team in the nation other than Davidson went unbeaten in its conference regular season — the University of the Pacific.

"Our 16-0 record in conference play is an experience that will stay with the players forever," coach Bob McKillop said. "It was a magic carpet ride."

Unfortunately for the Wildcats, after topping Elon 67-53 in the quarterfinals of the Southern Conference Tournament in Chattanooga, Tenn., they ran into a red-hot UNC Greensboro team in the semifinals and lost, 73-68.

The defeat left Davidson with a record of 21-8 and the bitter disappointment of not making the 65-team NCAA Tournament field.

However, Davidson was invited to the postseason NIT and made the most of it. The Wildcats went on the road and won by a 77-62 margin at Virginia Commonwealth, placing five scorers in double figures, led by Brendan Winters and Jason Morton with 14 points each.

The Wildcats then scored an impressive 82-71 victory before a loud and appreciative audience at Southwest Missouri State, a win that McKillop calls "one of the best we've ever had here."

Winters again led the team in scoring with 22 points, and Logan Kosmalski added 13 points and 11 rebounds.

Continuing its excellent play, Davidson built a 17-point first-half lead at Maryland before faltering in the second half and losing to the Terps of the ACC, 78-63.

The Wildcats had to feel good about the way they

DAVIDSON VS. VCU

March 16, 2005, Richmond, Va. -- Alltel Pavilion

DAVIDSON	FG-A	3G-A	FT-A	R	TP	A	T	B	S	MIN	OHIO STATE	FG-A	3G-A	FT-A	R	TP	A	T	B	S	MIN
35 Kosmalski	f 4-10	0-1	3-4	8	11	2	0	0	1	29	02 Doles	f 7-10	2-3	4-5	4	20	0	2	0	2	34
42 Grace	f 4-6	0-1	3-3	3	11	0	1	0	0	23	21 George	f 7-17	1-5	6-6	7	21	1	2	0	2	31
40 McKillop	g 2-8	2-6	2-2	2	8	0	1	0	2	27	30 Roland	f 0-1	0-0	3-6	3	3	1	1	3	0	17
12 Grant	g 5-8	1-2	0-2	5	11	9	4	0	1	37	20 Walker	g 2-6	1-4	2-2	1	7	5	3	0	0	35
32 Winters	g 4-11	4-7	2-2	4	14	0	3	0	0	32	23 Pellot-Rosa	g 2-9	1-4	1-2	10	6	1	1	2	1	33
02 Richards	0-0	0-0	0-0	0	0	1	0	0	0	3	01 Dixon	2-6	1-3	0-0	3	5	0	3	0	2	17
05 Meno	0-0	0-0	0-0	0	0	0	0	0	0	2	04 Anderson	0-0	0-0	0-0	0	0	0	0	0	0	2
15 Sander	0-0	0-0	0-0	0	0	0	0	0	0	3	05 Capel	0-0	0-0	0-0	0	0	0	0	0	1	1
22 Johnson	3-8	0-1	2-3	5	8	1	1	0	1	21	15 Shuler	0-2	0-2	0-0	0	0	0	0	0	0	2
30 Blancett	0-1	0-0	0-0	0	0	0	0	0	0	3	25 Harper	0-2	0-1	0-0	1	0	0	1	0	0	11
34 Morton	3-8	2-5	6-6	4	14	0	0	0	2	20	34 Reid	0-0	0-0	0-0	1	0	0	1	0	0	1
TEAM				8							TEAM				4						
TOTALS	25-60	9-23	18-22	39	77	13	10	0	7	200	TOTALS	20-53	6-22	16-21	34	62	8	14	5	8	200

2005 NCAA TEAM

rallied themselves from the deep disappointment of not making the NCAA tournament to playing some of their best basketball of the season in the NIT.

Instead of sulking and feeling sorry for themselves, they went at the NIT with exceptional excitement and determination, even though all of their games in the tournament were tough road contests. The team's final record was 23-9.

"In order for us to respond so well in the NIT after not making the NCAA Tournament, it had to be an internal response from our team. It was a credit to our seniors, Logan Kosmalski and Conor Grace, as well as an outstanding class of junior leaders," McKillop said. "It's a great statement about the kind of people we have in our program."

It was also a year of superlatives for the 'Cats. Kosmalski and team-leading scorer Winters made the All-Southern Conference team, with Winters also being named the conference's Player of the Year.

Winters was named honorable mention All-America by the Associated Press and selected to the USBWA All-District III team, the only non-ACC player to make the squad.

McKillop capped his 16th year as head coach of the Wildcats by taking conference Coach of the Year honors for the fifth time.



Logan Kosmalski was named All-Southern Conference and helped lead the 'Cats to two NIT wins in 2005.

DAVIDSON VS. SW MISSOURI ST.

March 19, 2005, Springfield, Mo. — Hammons Center

DAVIDSON	FG-A	3G-A	FT-A	R	TP	A	TO	B	S	MIN
32 Winters	f 7-10	6-8	2-2	3	22	0	3	0	0	25
35 Kosmalski	f 4-12	2-3	3-5	11	13	0	1	0	0	33
42 Grace	c 1-1	0-0	0-0	5	2	1	1	1	0	18
04 McKillop	g 2-8	2-6	0-0	2	6	1	1	0	1	25
12 Grant	g 2-6	0-3	2-2	4	6	10	4	0	3	35
02 Richards	0-0	0-0	0-0	0	0	1	0	0	1	4
05 Meno	0-0	0-0	0-0	0	0	0	0	0	0	1
15 Sander	0-0	0-0	0-0	1	0	0	1	0	0	1
22 Johnson	5-9	1-1	3-3	6	14	0	3	0	0	27
30 Blancett	0-2	0-1	0-0	0	0	0	0	0	0	6
34 Morton	4-8	4-7	7-8	2	19	1	1	0	0	25
TEAM										2
TOTALS	25-56	15-29	17-20	36	82	14	15	1	5	200

SWMS	FG-A	3G-A	FT-A	R	TP	A	TO	B	S	MIN
00 Bilyeu	f 0-3	0-1	2-2	3	2	2	1	0	0	19
03 Chaney	f 1-7	0-2	1-3	3	3	1	2	0	0	21
05 Maclin	c 4-8	0-0	0-2	10	8	1	2	1	2	26
21 Thompson	g 6-11	2-3	1-2	4	15	2	1	0	0	27
33 Shavies	g 3-10	0-2	8-8	4	14	3	0	0	0	28
04 Richards	1-1	0-0	1-2	3	3	1	0	2	0	11
15 Ahearn	3-10	2-7	0-0	2	8	1	1	0	0	25
23 Mitchell	2-6	0-0	1-2	4	5	1	2	1	2	21
24 Fisher	0-1	0-1	0-0	0	0	0	0	0	0	0
30 Easley	4-8	2-2	3-3	7	13	2	2	0	1	20
41 Frazier	0-0	0-0	0-0	0	0	0	1	0	0	2
TOTALS	24-65	6-18	17-24	40	71	14	12	4	5	200

DAVIDSON VS. MARYLAND

March 23, 2005, College Park, Md. — Comcast Center

DAVIDSON	FG-A	3G-A	FT-A	R	TP	A	TO	B	S	MIN
35 Kosmalski	f 4-10	2-5	3-4	10	13	2	1	2	1	32
42 Grace	f 1-1	1-1	0-0	6	3	1	1	0	0	16
04 McKillop	g 2-9	1-6	0-0	2	5	4	0	2	2	22
12 Grant	g 0-6	0-2	1-3	6	1	4	3	0	2	30
32 Winters	g 5-14	4-10	2-2	3	16	2	4	0	0	27
02 Richards	0-1	0-1	2-2	1	2	1	1	0	0	14
05 Meno	0-0	0-0	0-2	1	0	0	0	0	0	2
15 Sander	0-0	0-0	0-0	0	0	0	0	0	0	2
22 Johnson	3-10	0-3	2-2	2	8	2	2	2	0	27
30 Blancett	0-3	0-1	0-0	0	0	0	0	0	0	2
34 Morton	6-13	2-6	1-2	4	15	0	0	0	0	26
40 Clunie	0-0	0-0	0-0	0	0	0	0	0	0	0+
TEAM										8
TOTALS	21-67	10-35	11-17	43	63	16	16	4	5	200

MARYLAND	FG-A	3G-A	FT-A	R	TP	A	TO	B	S	MIN
04 Garrison	f 5-16	0-0	2-2	6	12	0	1	0	1	23
22 Caner-Medley	f 3-10	1-4	5-5	11	12	2	1	0	1	38
31 Bowers	c 0-3	0-0	0-0	4	2	1	0	0	9	12
Ledbetter	g 4-6	1-1	1-1	3	10	8	6	1	1	34
13 McCray	g 5-13	0-3	1-3	6	11	1	1	0	1	31
15 Gist	4-5	0-0	7-7	7	15	1	1	0	1	26
21 Grinnon	0-1	0-0	0-0	0	0	0	0	0	0	7
23 Jones	3-6	1-3	0-0	2	7	0	1	0	1	11
25 Ekene Ibekwe	4-7	0-1	3-8	9	11	1	2	5	2	21
TEAM										3
TOTALS	28-67	3-12	19-26	51	78	15	14	6	8	200

2002 NCAA TEAM 'CATS LOSE SQUEKER TO BUCKEYES



The 2001-02 team returned to the NCAA Tournament for the first time in four seasons. The Wildcats topped Furman in the SoCon Championship and led Ohio State late in the NCAA Tournament before falling 69-64.

Coming off a 15-17 record in 2001, and with virtually the same players back for the 2001-02 season, coach Bob McKillop felt game experience would help restore Davidson basketball to its winning ways.

There was a catch: Davidson needed to stay healthy. Injuries had ravaged the 'Cats' chances in 2001, and McKillop was looking for better luck. He knew he had experienced players in seniors Michael Bree, Emeka Erege, Martin Ides and Fern Tonella. In addition, Chris Pearson, Wayne Bernard, Peter Anderer and Michel Lusakueno were juniors, most with game experience.

Unfortunately, injuries struck the team again. Erege endured a painful leg injury while Bree hurt his elbow in the Southern Conference Tournament, which kept him out of the NCAA Tournament.

"This team will be remembered for fighting through many challenges, yet finding a way to succeed," Coach McKillop said. "We had injury after injury, but the resilience of the players was inspiring. For instance, when (Bree) was hurt, Wayne, Terrell (Ivory) and Fern took over as a point guard committee and did a terrific job."

McKillop also praised the senior leadership on the team. "The team bonded in a way that those seniors are still extremely close to this day," he said.

The Wildcats ended the regular season tied with UNC Greensboro and East Tennessee State atop the Southern Conference North Division standings with a league mark of 11-5. Davidson headed to Charleston for the conference tournament knowing that it had to win three tough games in order to get an invitation to the NCAA Tournament.

After beating The Citadel, 71-58, and Wildcat nemesis UNC Greensboro, 68-58, Davidson found a way to overcome a 28-24 halftime deficit and rally to beat Furman in the championship game, 62-57. Anderer picked up the 'Cats in the second half, hitting five three-pointers, and in one stretch, scoring 17 of Davidson's 19 points. He dropped in two clutch free throws with eight seconds left to

seal the victory. His sterling play netted him the tournament's MVP award.

The win sent Davidson to Albuquerque, N.M., for the NCAA Tournament as a 13 seed to face Ohio State. The 13,661 fans in The Pit quickly jumped on the side of the underdog Wildcats, who fought and scrapped and trailed only 33-32 at halftime. Davidson got a sensational game from Ides, who scored a career-high 20 points and grabbed seven rebounds.

Davidson led the game late at 59-58, but senior Brian Brown scored Ohio State's next eight points to give the Buckeyes a 65-61 lead with 2:35 to play. An Anderer 3-pointer with 35 seconds on the clock washed the deficit to one point. After two OSU free throws,

Bernard broke open down the lane off the dribble, but his layup attempt tantalized the crowd by rolling off the rim. Ohio State prevailed, 69-64, yet the fans gave the Wildcats a standing ovation as they left the court.

"It was a special team," Coach McKillop said, "one that left us with many extraordinary memories."


Including one of the biggest wins in the program's storied history, a 58-54 win over North Carolina in the Smith Center in Chapel Hill.

DAVIDSON VS. OHIO STATE March 14, 2002, Albuquerque, N.M. -- The Pit

DAVIDSON	FG-A	3G-A	FT-A	R	TP	A	TO	B	S	MIN
Booker	f 1-2	0-1	0-0	4	2	6	2	1	0	29
Pearson	f 4-12	0-1	1-5	11	9	0	3	3	0	38
Ides	c 9-13	0-0	2-3	7	20	0	2	3	2	34
Tonella	g 1-4	0-1	0-0	5	2	2	0	0	1	14
Bernard	g 3-8	1-5	0-1	4	7	5	3	0	1	29
Anderer	4-9	3-6	0-0	0	11	4	1	0	2	30
Erege	3-5	0-0	7-8	3	13	0	3	0	0	20
Ivory	0-0	0-0	0-0	0	0	0	2	0	1	2
White	0-0	0-0	0-0	0	0	0	0	0	0	1
Grace	0-1	0-0	0-0	0	0	0	0	0	0	4
Team					5					
TOTALS	25-54	4-14	10-17	39	64	17	16	7	7	200

OHIO STATE	FG-A	3G-A	FT-A	R	TP	A	TO	B	S	MIN
Williams	f 1-5	0-0	0-0	5	2	4	1	0	0	36
Radinovic	f 1-5	0-0	0-0	5	2	0	2	0	0	10
Darby	g 2-8	1-3	2-3	1	7	2	0	0	1	24
Brown	g 13-19	3-6	4-4	3	33	1	2	1	1	35
Savovic	g 1-7	0-2	3-4	4	5	3	1	0	0	36
Fuss-Cheatham	0-0	0-0	0-0	0	0	0	0	0	1	2
Connolly	0-4	0-3	0-0	2	0	0	0	0	1	23
Dials	6-11	0-0	6-7	9	18	0	2	1	1	22
Dudley	1-3	0-0	0-0	1	2	1	1	1	0	8
Martin	0-0	0-0	0-0	0	0	0	0	1	0	4
Team					3				2	
TOTALS	25-62	4-14	15-18	33	69	11	9	4	5	200

MICHIGAN ENDS DAVIDSON'S SEASON



The 1997-98 Wildcats were the first team to advance to the NCAA Tournament under Coach Bob McKillop. Davidson defeated Appalachian State in the SoCon Tournament championship.

The Wildcats had high hopes for the 1997-98 basketball season. A strong cast of players returned, led by senior guards Mark Donnelly and Billy Armstrong, junior point guard Ali Ton, junior forwards Ben Ebong and Chadd Holmes, and sophomores Landry Kosmalki, Stephen Marshall and Davor Halbauer.

Davidson finished 18-10 the previous season. Recent Davidson teams had produced 20-win seasons, trips to the NIT, but the goal for 1998 was to get over the hump: win the Southern Conference Tournament and go to the NCAA Tournament.

Davidson and Appalachian State finished tied for first place in the SoCon's North Division with records of 13-2. In the quarterfinals, the Wildcats got their tournament legs in a 74-68 defeat of Georgia Southern behind 20 points from Ton.

The Citadel focused on shutting down Davidson's perimeter game in the semifinals, so the 'Cats went inside and highlighted Stephen Marshall, who hit nine of 12 shots and scored 27 points. Ben Ebong came off the bench for 11 points and 10 rebounds, as Davidson won 68-59 to advance to the title game, fittingly against rival Appalachian State.

It was a terrific game, back and forth the entire way. Ebong's shot in the lane late kept Davidson ahead and directed the Wildcats to a 66-62 victory and the conference championship. Ebong was named tournament MVP and joined teammates Marshall and Donnelly on the all-tournament team with Ton making the second team. Appalachian State lost only three games all season to Southern Conference teams — all of them to Davidson.

The Wildcats were off to Atlanta to play Michigan of the Big Ten in the first round of the Southeast Region of the NAAs. Riding a 12-game winning streak, Davidson kept it close for a while before the powerful Wolverines and Robert "Tractor" Traylor pulled away for an 80-61 victory.

"Mark Donnelly and Billy Armstrong were our senior leaders," coach Bob McKillop said. "The team hit the wall with a demanding schedule early, and we struggled in December. But we turned the corner the first week of conference play and really got going."

It was the Davidson team that returned the Wildcats to the national spotlight in the NCAA Tournament — for the first time in 12 years. "This team accomplished a lot for our program," McKillop said.

DAVIDSON VS. MICHIGAN

March 13, 1998, Atlanta, Ga.

DAVIDSON	FG-A	3G-A	FT-A	R	TP	A	TO	B	S	MIN
Kosmalki f	2-6	0-1	1-5	5	5	2	2	0	2	29
Marshall f	1-4	0-2	1-2	4	3	0	3	0	0	21
Donnelly g	6-17	1-6	0-1	7	13	1	0	1	1	37
Ton g	0-0	0-0	2-2	1	2	2	2	0	2	12
Halbauer g	5-9	4-6	0-0	8	14	2	4	0	0	31
Ebong	3-13	0-0	3-4	8	9	2	2	1	3	26
Holmes	0-2	0-0	1	0	1	0	1	0	0	7
Armstrong	5-10	2-6	1-1	3	13	4	3	0	1	28
Burns	1-3	0-1	0-0	0	2	0	0	0	0	7
Allenspach	0-1	0-0	0-0	0	0	0	0	0	0	2
TOTALS	23-65	7-22	8-15	39	61	14	17	2	9	200

MICHIGAN	FG-A	3G-A	FT-A	R	TP	A	TO	B	S	MIN
Ward f	5-11	0-3	2-3	5	12	0	1	1	1	28
Traylor f	6-9	0-0	2-3	11	14	4	4	2	2	25
Reid g	6-11	5-8	0-1	2	17	4	2	0	2	34
Bullock g	4-7	4-5	8-8	1	20	7	2	0	2	34
Conlan g	0-3	0-2	2-2	3	2	5	2	0	4	34
Smith	2-2	0-0	0-0	0	4	1	1	2	1	10
Baston	2-3	0-0	4-7	6	8	0	3	0	1	21
Asselin	1-2	0-0	0	3	2	0	2	1	0	11
Vignier	0-0	0-0	0-0	1	0	0	0	0	0	1
Oliver	0-1	0-0	1-4	0	1	0	0	0	0	1
Traylor	0-0	0-0	1	0	0	0	0	0	0	1
TOTALS	26-49	9-18	18-28	35	80	21	17	6	13	200

1995 NIT TEAM

WILDCATS FALL TO SOUTH CAROLINA



The 1995-96 squad has been called one of the best in school history, but the Wildcats fell to Western Carolina in the SoCon championship.

Fans who have followed Davidson basketball for many years probably would say that the 1995-96 team is one of the best in school history.

The team had a little bit of everything: five gifted seniors, explosive scoring that saw four players average double digit scoring for the season, three outstanding shot blockers, a defensive stopper in Jeff Anderson, quality depth and an offense that produced 123 more assists than its opponents on the way to a scoring average of 84.3 points a game.

On average, Davidson outscored opponents by 16 points a game. Examples: 88-56 over East Tennessee State, 106-57 over Marshall, 71-46 over Georgia Southern, 90-68 over Appalachian State. Those were all Southern Conference opponents.

Davidson cruised through the SoCon regular season, winning the North Division by four games and seldom playing a close game while posting a league record of 14 wins, no losses. Senior Brandon Williams led the Davidson scoring parade at 18.2 a game. He could take it inside with his athleticism or outside with his velvet shooting touch, one that resulted in making 40.7 percent of this 3-pointers. He had plenty of help. Classmate Quinn Harwood scored 13.9 points a game, sophomore Ray Minlend checked in with 12.1 points a game and junior Narcisse Ewodo averaged 10.1 points. The quarterback was senior point guard Chris Alpert, who contributed 9.4 points and averaged 4.3 assists.

Bench scoring was terrific — Mark Donnelly (6.1 points), Anderson (5.5), Ben Ebong (5.5).

Davidson had to earn its stripes all over again in the league tournament in order to get an automatic bid to the NCAAs. The quest began in the opening round by beating East Tennessee State for the third time, this time by 24 points. In the semifinals the 'Cats beat Marshall, also for the third time in the season, this one by 15 points.

Then came the game that could punch Davidson's ticket to the NCAAs. The championship game opponent was Western Carolina, which Davidson played only once

during the regular season. The 'Cats prevailed 98-85 at Western in early February. An athletic team that won the South Division regular-season title with a 10-4 record, the Catamounts averaged 81 points a game during the season. The title game turned into a defensive struggle between two offensive-minded teams, and Western won, 69-60.

The Wildcats ended their regular season with a mark of 25 wins against only four losses. They had reason to hope — even to believe — that they be would selected as an at-large entry to the tournament. When it didn't happen, Davidson was dejected but

still accepted a bid to the NIT.

The first-round game was at South Carolina, which the Gamecocks won decisively, 100-79.

"It was a shocking end to our season," Coach McKillop said of the loss to Western Carolina. "We had five seniors on the team, and their dream was to play in the NCAA Tournament. The disappointment of not going to the NCAAs lingered as we prepared to play South Carolina in the NIT. Not getting to the NCAAs will forever haunt that team."

The accomplishments were many, and McKillop knows it ranks as one of his best Davidson teams.

DAVIDSON AT SOUTH CAROLINA

March 13, 1995, Columbia, S.C.

DAVIDSON	FG-A	3G-A	FT-A	R	TP	A	TO	B	S	MIN
Williams f	3-11	1-7	4-5	1	11	0	1	1	1	28
Harwood f	3-9	1-3	0-1	4	7	0	3	2	0	21
Alpert g	1-5	0-3	1-3	3	3	6	3	0	2	32
Minlend g	6-12	0-0	5-8	1	17	2	2	0	1	31
Anderson g	5-7	0-0	4-6	4	14	0	2	0	0	28
Donnelly g	3-5	3-4	2-4	1	11	1	3	0	1	18
Ton	0-1	0-1	0-0	0	0	0	1	0	1	9
Burns	1-1	0-0	0-0	1	2	1	0	0	1	3
Holmes	0-0	0-0	0-0	0	0	0	0	0	0	9
McGuire	3-3	0-0	2-3	4	8	0	4	0	1	21
TOTALS	25-54	5-18	18-30	24	73	10	19	3	8	200

S.CAROLINA	FG-A	3G-A	FT-A	R	TP	A	TO	B	S	MIN
Russell f	8-10	0-0	0-1	3	16	6	2	0	1	34
Stack f	3-5	0-1	0-0	3	6	0	3	0	1	16
Johnson c	0-1	0-0	0-0	8	0	0	3	0	0	19
Davis g	12-13	7-7	2-2	5	33	2	0	0	4	33
Watson g	2-4	0-1	2-2	5	6	9	6	0	2	30
McKie	4-6	0-0	14-15	2	22	3	3	0	3	27
Gallman	2-3	0-0	4-6	5	8	0	1	0	0	10
Formanek	1-2	0-1	0-0	0	2	0	1	0	1	6
Carlisle	1-1	0-0	0-0	2	2	1	1	0	0	8
Wilbourne	1-4	0-0	3-9	2	5	1	0	1	0	17
TOTALS	34-49	7-10	25-35	34	100	22	20	1	12	200

1994 NIT TEAM

'CATS DROP NIT OPENER TO WEST VIRGINIA



The 1993-94 team fell 65-64 to Chattanooga in the Southern Conference Championship but earned the first postseason bid in the McKillop era, facing West Virginia in the NIT.

Davidson's 1993-94 basketball team wasn't viewed in the preseason as one that would make a serious run at the Southern Conference championship or a berth in a postseason tournament. The Wildcats were coming off a 14-14 season in 1993, and coach Bob McKillop's rebuilding job was still a work in progress.

But Davidson's players saw things differently. They wanted a taste of postseason basketball and thought they could achieve it. With seniors Janko Narat and Jason Zimmerman leading the way with their skills and leadership, Davidson defeated UNC Charlotte twice, beat Clemson and won at NC State.

Brandon Williams gave Davidson athleticism and 14.4 pts and 6.3 rebs a game, but Narat was the team's go-to guy. He averaged 17.7 points while shooting 51.2 percent from the field and 81.9 percent from the free throw line. A versatile player, he could score from the perimeter or back his defender inside for some deadly turnaround jumpers.

Junior center George Spain used his left-handed shooting skill to average 10.1 pts while Chris Alpert chipped in with 8.1 pts and a team-leading 130 assists. Quinn Harwood, 6-9, sophomore, averaged 7.9 pts and Zimmerman, 6.8 pts. The defensive stopper was Jeff Anderson, who could guard three positions on the court.

The Wildcats won 15 of their last 18 games on their way to a final record of 22-8. They were 13-5 in conference play in the regular season, good for second place. The 'Cats advanced to the league championship game against Chattanooga and had a real chance to win it with seconds left, but a shot in the lane failed and the Mocs held on for a 65-64 win.

Davidson's season wasn't over, however. It received a bid to the NIT where it lost to West Virginia, 85-69.

"Our disappointment of losing in the conference championship game and not making the NCAA Tournament was tempered somewhat because our team overachieved," McKillop said. "We got great leadership from Zimmerman, who became an even better leader

when he was removed from the starting lineup. Our lack of postseason experience, on the part of coaches and players, was very evident in our game against West Virginia. We were just so happy to be in the NIT that we didn't play our best. But we had an excellent senior class (Narat, Zimmerman, Ron Horton, Chris Shields) and a terrific season."

There were superlatives, too. Narat and Zimmerman surpassed 1,000 points in their excellent Davidson careers. Narat was named to the All-Southern Conference team and McKillop, in his fifth season as Davidson's head coach, was named conference Coach of the Year.

DAVIDSON AT WEST VIRGINIA

March 17, 1994, Morgantown, W. Va. - WVU Coliseum

DAVIDSON	FG-A	3G-A	FT-A	R	TP	A	TO	B	S	MIN
Narat	f 5-12	2-4	0-2	5	12	1	1	0	0	28
Williams	f 5-12	2-5	1-2	3	13	1	3	1	2	33
Spain	c 4-8	0-1	0-0	4	8	0	0	1	2	15
Anderson	g 3-6	0-0	2-2	2	8	0	3	0	0	19
Alpert	g 1-8	0-3	2-2	3	4	6	6	0	1	30
Harwood	4-7	2-3	2-4	8	12	1	2	0	3	29
Zimmerman	1-5	1-4	0-0	0	3	2	2	0	1	17
Donnelly	2-3	1-2	2-4	1	7	0	1	0	0	16
McGuire	1-1	0-0	0-0	2	1	0	0	0	0	11
Caldwell	0-0	0-0	0-0	1	0	0	1	0	0	1
Shields	0-0	0-0	0-0	0	0	0	0	0	0	1
TOTALS	26-62	8-22	9-16	33	69	12	19	2	9	200

W. VIRGINIA	FG-A	3G-A	FT-A	R	TP	A	TO	B	S	MIN
Robinson	f 5-9	0-0	4-5	4	14	4	1	0	1	29
Greene	f 7-14	0-3	5-6	7	19	2	2	1	1	35
Wilson	c 0-2	0-0	2-2	4	2	0	1	4	0	29
Basey	g 4-9	4-5	5-8	6	17	6	4	0	2	33
Boyd	g 8-13	0-1	1-1	6	17	6	1	0	2	31
Shaw	2-6	0-1	0-0	3	4	0	1	1	1	17
Liquori	2-3	1-1	0-0	4	5	0	2	0	0	12
Agnew	2-3	0-0	1-2	2	5	0	1	0	1	7
Grmsua	0-0	0-0	0-0	1	0	1	3	0	0	4
Pollard	0-1	0-1	0-0	0	0	0	1	0	0	1
Lamb	1-2	0-1	0-0	0	2	0	0	0	0	1
Barron	0-0	0-0	0-0	0	0	0	0	0	0	1
TOTALS	31-62	5-13	18-24	40	85	19	17	6	8	200

1986 NCAA TEAM

KENTUCKY STOPS DAVIDSON IN NCAA TOURNAMENT

The 1985-86 Wildcats of coach Bobby Hussey lost their last two games of the regular season on their way to championship dreams in the Southern Conference Tournament. Davidson lost 66-57 at Marshall and 76-70 at VMI to finish that part of its season with 17 wins and 10 losses.

Maybe it was a good omen, because when Davidson traveled to Asheville, N.C., to open play in the SoCon Tournament four days later, VMI was the first-round opponent. Davidson would be ready.

Davidson finished 10-6 in the Southern Conference regular season, tied with Marshall for second place behind 12-4 Chattanooga. The Wildcats had not played in an NCAA Tournament since 1970, a long dry spell for a program that had lived in the national spotlight under Lefty Driesell in the 1960s.

Davidson and VMI had split two regular-season games with the 'Cats winning by seven at home and losing by six in Lexington, Va. In the rubber game, Davidson's Derek Rucker scored 17 points, and Gerry Born had 14 points and 10 rebounds as the 'Cats took their first SoCon Tournament win since 1982, by the score of 71-62.


Anthony "Ace" Tanner and Jeff Himes each scored 15 points to help Davidson avenge that loss to the Keydets just four nights earlier.

Davidson's semifinal game was against East Tennessee State. It was back and forth for most of the game. Davidson jumped to a good lead early only to see ETSU rally and tie the game at halftime. The Bucs led by four with 7:43 to play, but a 10-2 Davidson rally put the Wildcats on top 58-54 with 3:46 left en route to a 74-65 victory. Davidson had five players score in double figures: Tanner with 17, Born, Rucker, and Himes with 12, and Jim McConkey with 10.

The championship game opponent was Chattanooga. Davidson led by 10 early in the game, but UTC rallied to take a second-half lead in a low-scoring game. The game was tied with just seconds remaining when Born hit a 22-foot shot to win it for the Wildcats, 42-40. Born was named the tournament's most valuable player and was joined on the all-tournament team by teammates Rucker and Tanner. The 20-10 record heading into the NCAA Tournament was Davidson's best in 16 seasons.

Rucker led the 'Cats in scoring at 14 points a game, followed by Born at 11.0, Himes at 10.2, Chris Heineman at 9.0 and Tanner at 7.9.

The reward for the conference championship was a trip to Charlotte to face another breed of cat — the mighty Wildcats of Kentucky. Davidson battled Kentucky close for much of the first half but fell behind by 12 at halftime. Kentucky was never threatened in the second half en route to an impressive 75-55 victory. Born and Himes led Davidson's scoring with 13 points each while Rucker added 10. Kentucky had a massive advantage on the backboards, 39-19.



Davidson made its first NCAA Tournament bid since 1970 after the 1985-86 Wildcats topped Chattanooga in the SoCon Championship game. Gerry Born hit a jumper with 22 seconds left for the 42-40 victory.

DAVIDSON VS. KENTUCKY

March 14, 1986, Charlotte, N.C.
Charlotte Coliseum

DAVIDSON	FG-A	FT-A	R	PF	A	TP
Born	f 6-8	1-1	3	4	0	13
Tanner	f 0-5	0-0	2	4	3	0
McConkey	c 1-4	2-2	2	4	0	4
Heineman	g 2-6	0-0	0	4	1	4
Rucker	g 5-13	0-0	2	1	3	10
Bego	1-2	2-2	4	1	2	4
Riazzi	0-0	0-0	0	1	0	0
Keener	0-0	0-0	0	0	0	0
Fitzgerald	0-0	0-0	0	0	0	0
Himes	6-8	1-2	1	5	2	13
Gynn	0-0	0-0	0	0	0	0
Wolfe	0-1	0-0	0	0	0	0
Niebuhr	1-3	0-0	2	0	0	2
Sellers	0-0	0-0	0	0	0	0
Scott	2-3	1-1	2	0	0	5
TOTALS	24-53	7-8	19	24	11	55

KENTUCKY	FG-A	FT-A	R	PF	A	TP
Bennett	f 3-6	8-12	6	3	1	14
Walker	f 7-9	6-9	10	2	1	20
Blackman	c 4-7	1-2	11	2	1	9
Davender	g 4-12	1-2	1	0	2	11
Harden	g 2-5	0-0	0	2	3	4
Byrd	0-0	3-4	0	0	2	3
Andrews	2-3	0-0	1	1	0	4
Thomas	1-1	0-0	1	1	0	2
Zeigler	1-1	0-0	0	0	0	2
Lock	0-2	0-0	3	3	0	0
Jenkins	2-3	2-3	4	0	0	6
TOTALS	27-49	21-32	39	15	10	75

DAVIDSON IN NIT FOR FIRST TIME



Terry Holland led Davidson to its first NIT appearance in 1972 after the Wildcats suffered an 81-77 setback to East Carolina in the SoCon Tournament semifinals.

As a young coach, Terry Holland was outspoken and optimistic about his outlook for his Davidson basketball teams. Before the start of Davidson's 1971-72 season, Holland was quoted, "Our returning veterans, Eric Minkin, Joe Sutter and John Pecorak can give us the leadership and experience we need to go with the youthful enthusiasm of the sophomores. As coaches we feel this combination is capable of 20 wins and an NCAA berth."

Holland's prediction came within a game of being correct. Davidson ended the season 19-9 and 8-2 in the Southern Conference regular season, which put the Wildcats atop the league standings. After beating Appalachian State, 87-77, in the opening round of the Southern Conference Tournament, the Wildcats lost a heartbreaker in the semifinals to East Carolina, 81-77, thereby losing out on an NCAA trip.

It was an interesting season for Holland and his Wildcats. In his third year as Davidson's head coach,

the former Wildcat star player and assistant coach welcomed back a roster of one senior, two juniors and 10 sophomores. Freshmen were ineligible for varsity play, so this represented one of the youngest teams in major college basketball.

Sutter, a 6-7 junior, averaged 15.9 points and 7.6 rebounds the previous season when the Wildcats finished 15-11. Minkin averaged 10.8 points and 7.7 rebounds and Pecorak scored 7.4 points a game and pulled 6.4 rebounds.

The most ballyhooed of the sophomores was John Falconi, who averaged 25.5 points for the Davidson freshman team. "We expect him to do equally well against varsity competition," Holland said. Falconi didn't disappoint anyone in red and black, as he led the 'Cats in scoring at 16.1 points a game.

Davidson proved to be an extremely hard team to guard as a balanced attack resulted in five players averaging double digits in points: Falconi led followed by Sutter (15.7), John Pecorak (11.5), Minkin (11.5), sophomore Mike Sorrentino (10.9). Sophomore T. Jay Pecorak (John's brother) averaged 9.6 points a game.

While the team's goal was the conference tournament championship and an automatic berth in the NCAA Tournament, Davidson was invited to the National Invitation Tournament for the first time in the school's history. It should be understood that in this era the NIT was almost as prestigious as the NCAA Tournament. In fact, in the late 1960s, coach Al McGuire of Marquette turned down an NCAA bid to accept one to the NIT.

Davidson went to New York to play in Madison Square Garden, maybe the most famous building in the world for basketball. The opponent was Syracuse, which defeated Davidson in a squeaker, 81-77. Falconi led the Davidson scorers with 21 points while Minkin hauled down 13 rebounds. New Yorkers Falconi and Sorrentino were thrilled with the chance to play in New York and the storied Garden. Sutter missed the NIT as he kept an earlier commitment to take part in a foreign exchange program in Mexico.

DAVIDSON VS. SYRACUSE

*March 18, 1972, New York, N.Y.
Madison Square Garden*

DAVIDSON	FG-A	FT-A	R	PF	A	TP
J. Pecorak	f 1-7	4-5	3	2	2	6
Sorrentino	f 5-14	3-4	2	4	11	13
Gadaire	c 6-9	2-5	2	5	0	14
Falconi	g 10-23	1-3	8	4	2	21
T.J. Pecorak	g 6-14	3-6	11	4	3	15
Minkin	3-6	2-2	13	1	1	8
TOTALS	31-73	15-25	39	20	19	77

SYRACUSE	FG-A	FT-A	R	PF	A	TP
Wadach	f 2-6	1-1	11	5	4	5
Lee	f 9-15	4-5	12	3	1	22
Dooms	c 3-9	4-8	16	2	0	10
DuVal	g 8-20	2-5	6	2	4	18
Kohls	g 7-21	8-9	2	5	5	22
Stundis	1-4	0-0	6	2	0	2
Wichman	1-1	0-0	0	0	0	2
TOTALS	31-76	19-28	53	19	14	81

1970 NCAA TEAM

'CATS UNABLE TO HOLD LEAD



The 1969-70 Wildcats made their third consecutive trip to the NCAA Tournament under first-year head coach Terry Holland.

The storybook era of Davidson basketball under coach Lefty Driesell ended in the spring of 1969 when he resigned to become basketball coach at the University of Maryland, which he vowed to turn into "the UCLA of the East."

Driesell's first recruit at Davidson and his former assistant coach, Terry Holland, was chosen to replace him as the Wildcats head coach. It was a good year to take the job. Davidson was 27-3 the year before, and returning were stars Mike Maloy, Doug Cook and Jerry Kroll, plus precocious sophomore Bryan Adrian.

Holland was excited. Before the season began, he said, "There isn't any limit to what we can do. A national championship is a possibility."

Davidson made Holland look good when it ran the table in the Southern Conference, going 10-0 in the regular season and then romping through the conference tournament without playing in a close game. Outside the league, Davidson defeated Michigan, Georgia, Syracuse, Princeton and South Carolina, and lost by three points to Duke in overtime before a sellout crowd in the old Charlotte Coliseum.

Champions of the Southern Conference, the Wildcats played St. Bonaventure in a first-round NCAA tournament game. Going against a St. Bonaventure team that featured 6-11 superstar Bob Lanier, who would go on to have a great career in the NBA, Davidson led 36-34 at halftime but eventually lost, 85-72.

Lanier was just too much. He had 28 points, 15 rebounds, and his shot-blocking prowess made it tough on Maloy and Cook inside, as they combined to take only 24 shots, 11 of which were made. Davidson went to the perimeter game with Adrian taking 26 shots and making 12 en route to a 28-point performance. Davidson didn't help itself by making only 16-of-26 free throws.

With four offensive stars on the team, Holland wisely directed his offense to suit them. Of the 846 field goals

that Davidson scored during the season, Maloy, Cook, Kroll and Adrian hit 660 of them. Adrian averaged 20.2 points a game, Maloy 17.4, Cook 15.6 and Kroll 13.4. Cook led the team in field-goal percentage at .500. Maloy averaged 12.7 rebounds and Cook 10.2

The era of Maloy, Cook and Kroll ended with a 22-5 season. Over their three varsity seasons, Davidson won 73 games, lost only 13, and played in the NCAA Tournament each season, twice advancing to the Elite Eight, where they lost to North Carolina each time.

The Wildcats were prominently in the national picture during the entire Maloy-Cook-Kroll era. It was a special time in the village.

DAVIDSON VS. ST. BONAVENTURE

March 7, 1970, Jamaica, N.Y.

DAVIDSON	FG-A	FT-A	R	PF	TP
Adrian f	12-26	4-5	7	3	28
Cook f	6-12	3-6	6	2	15
Maloy c	5-12	3-6	12	3	13
Kroll g	4-10	4-5	2	4	12
Kirley g	0-4	2-2	2	2	2
Minkin	1-3	0-2	3	0	2
Stelzer	0-0	0-0	0	0	0
TOTALS	28-67	16-26	32	13	72

ST. BONAVENTURE	FG-A	FT-A	R	PF	TP
Lanier f	13-24	2-3	15	5	28
Kalbaugh f	8-11	1-1	3	3	17
Gantt c	8-17	3-4	16	4	19
Hoffman g	1-4	3-4	6	1	5
Gary g	4-8	5-5	4	4	13
Kull	1-4	1-1	0	2	3
TOTALS	35-68	15-18	44	19	85

SCOTT'S SHOT BEATS WILDCATS



The 1968-69 Wildcats came within a game of the Final Four for the second straight season, and for the second consecutive year, North Carolina proved to be the 'Cats' nemesis.

Sometimes Lefty Driesell, the former Davidson coach who guided the Wildcats to the rarefied air of the nation's Top-10 basketball teams, sits in his beachfront house in Virginia Beach, Va., looking out at the ocean and wondering which of his many Davidson basketball teams was his best.

Was it the brilliant 1964-65 team of Fred Hetzel, Don Davidson, Barry Teague, Dick Snyder and other standouts that finished the season with 24 wins against only two losses? It well could have been. Sports Illustrated picked Davidson number one in the nation in the preseason. That team beat Wake Forest twice by seven points each time, hammered Ohio State by 23, beat Virginia by 12, Alabama by 17 and dominated the tough Southern Conference, going unbeaten against the league in the regular season.

It included two victories over conference rival West Virginia by nine and 23 points. What galls Driesell to this day is that team, as splendid as it was, didn't even get a chance to play in the postseason when it lost by two points to West Virginia in the conference tournament championship game, a loss that broke a 23-game winning streak. The 'Cats were ranked sixth in the nation in the final poll of the season.

"That team was good enough to make a serious run at the national championship," Driesell said. "It had everything: good shooters, excellent rebounders and scorers, good ball handlers, and we could flat out play some defense."

Or maybe it was Davidson's 1968-69 powerhouse team, which won 27 games and lost three, and was mere seconds away from going to the NCAA Final Four.

"This is the team that won more games than any team I coached at Davidson," Driesell said, "so maybe it was the best we ever had."

Certainly, a good case could be made for it. The 'Cats finished third in the nation in the final poll. It was a team that had experience, depth, great rebounding, scorers, excellent ball handlers and defensive stoppers.

In an effort to build his program and put it on a national stage, Driesell never ducked tough non-conference games. The 1968-69 team demonstrated the truth in that statement, as it defeated Vanderbilt, South Carolina, Maryland, Texas, Michigan, Wake Forest, Duke and Princeton. Again unbeaten in regular-season conference play, the Wildcats had to prove it all over again in the conference tournament, which it did by routing VMI, Richmond and East Carolina.

It was a veteran and gifted team that Driesell took to the NCAA Tournament. Three juniors that came to Davidson in the same recruiting class made up the starting frontcourt: Mike Maloy, Doug Cook and Jerry Kroll. They complemented each other perfectly. Maloy was quicker than bad news and almost impossible to guard in the post and keep off the offensive glass. He was a ferocious rebounder and shot blocker.

Cook was competitive, tough, liked to get inside and bang for position, and he could score from the low block. He and Maloy formed a rebounding tandem that gave opponents fits. Kroll was more of a finesse player, a player with savvy who could score, defend and rebound, and never lost his cool.

The senior backcourt was special, featuring Wayne Huckel, 6-3, at the two-guard, and Dave Moser, 6-1, at the point. Those two had played on the varsity together for three seasons and fit like a hand in a glove. Two excellent seniors — Mike O'Neill and Mike Spann — were available off the bench.

Davidson opened NCAA Tournament play with a 14-point win over Villanova. Then it was off to College

1969 NCAA TEAM

Continued from previous page

Park, Md., for the East Regionals. After defeating St. John's, 79-69, old nemesis North Carolina stood between Davidson and the Final Four. Ironically, one of UNC's stars was Charlie Scott, a superstar who had verbally committed to Davidson during his high school recruitment but changed his mind.

The game that ensued was befitting of two super-powers. Close the entire way and hotly contested, Davidson had the ball with under a minute to play in a tie game and was holding for the final shot. Kroll reversed his dribble near mid-court, and when he moved in the opposite direction, he collided with North Carolina's Gerald Tuttle, who had positioned himself to take a charge, which was the official's call. Possession to North Carolina.

In the UNC timeout huddle, coach Dean Smith told Scott, "They will be looking for you to take the final shot, so be patient, and if you see an open teammate, get him the ball."

Scott controlled the ball and never intended to give it up. It was a final shot that he later said he wanted badly. With the scoreboard clock beating down to zero, and the score tied at 85, Scott got just inside the foul circle, jumped and fired. Nothing but net. The shot had such important meaning to so many people that some, including Driesell, believe Scott took the shot from deep on the court, from what would now be well beyond the 3-point arc. Tapes of the game, however, show that the winning shot was from about 18 feet, just inside the foul circle. Whatever the recollections of fans of both schools, everyone remembers Scott's great game as he led all scorers with 32 points, which overshadowed the superb 13-rebound performance by Maloy.


As the North Carolina bench exploded with joy on the home court of the Maryland Terps, Lefty Driesell dropped to his knees in front of Davidson's bench, buried his head in his hands and stayed there for what seemed like an eternity.

"We played great, and it was a tough loss to take," Driesell said. It was the second year in a row that North Carolina had denied Davidson a trip to the Final Four.


The 1968-69 Wildcats won more games (27) than any Davidson basketball team in history. So, was it Davidson's best basketball team ever?

"It could be," Driesell said. "It won more games than any of my teams there. But some of my other teams were really good, too, so it's hard for me to say."

The game with Carolina turned out to be Driesell's last at Davidson. In the spring of 1969, he left to accept the head coaching position at the University of Maryland.



Mike Maloy is just one of two Wildcats to finish their career with more than 1,000 points and 1,000 rebounds.



In 1969-70, Doug Cook averaged a double-double for the Wildcats, scoring 15.6 points and grabbing 10.2 rebounds per game.

WILDCATS STOPPED SHORT OF FINAL FOUR

Davidson's 1967-68 Wildcats were an exciting blend of youth and experience, a combination so lethal that it had coach Lefty Driesell and the team's fans thinking of a trip to the NCAA Final Four.

Rodney Knowles, 6-9, was a senior frontcourt player, who averaged 18.4 points and 12 rebounds as a junior, a season in which the rebuilding Wildcats won 15 games and lost 12. Key returning players from the 1966-67 team also included starting point guard Dave Moser, sharp-shooting wing Mike O'Neill, the swashbuckling Wayne Huckel, 6-3, who averaged 16.8 points as a junior and was so tough that he wore baseball sliding pads to help survive the skid marks he received from diving on the floor. Tom Youngdale, and Mike Spann also returned, among others.

Joining those talented players were sophomores Doug Cook, Mike Maloy and Jerry Kroll (freshmen weren't eligible to play varsity basketball in this era).

As usual, the Wildcats under Driesell didn't dodge a fight. They played the likes of Michigan, Vanderbilt, Memphis State, St. Joseph's, St. John's, Temple, Wake Forest and Duke. It was a splendid team, defensively tough and one of relentless rebounders. Davidson, led by Maloy's average of 11.7 rebounds a game, out-rebounded opponents on an average of nine a game, and the stifling man-to-man defense that Driesell drilled into his players each afternoon resulted in opponents shooting only 39.8 percent for the season, as opposed to Davidson's 49.4 percent.

Stopping the 'Cats on offense was a complicated equation. Five players scored in double figures, led by Maloy's 15.6 points, with Moser just out of double digits with an 8.6-point average. Driesell was a firm believer in attacking inside with high-percentage shots, which resulted in Davidson taking 134 more foul shots than its opponents.

Davidson went through the Southern Conference regular season with a record of 9-1 and then won the conference tournament to qualify for the NCAA Tournament. The 'Cats beat St. John's in the NCAA opener, 79-70. It was off to Reynolds Coliseum in Raleigh for the East Regionals, where Davidson was to meet Columbia of the Ivy League and North Carolina was to play unbeaten and third-ranked St. Bonaventure. North Carolina had a surprisingly easy time with Bob Lanier and St. Bonaventure (91-72) while Davidson eked out a 61-59 overtime win over Columbia.

It set up a showdown between UNC and Davidson, a game Driesell had been clamoring for publicly. North Carolina coach Dean Smith had a policy that he would not play in-state schools during the regular season other than the ones in the ACC, and it galled Driesell, who accused Smith of ducking him.

Reynolds Coliseum was filled to capacity (12,600) on Saturday night, March 16, 1968. A heavyweight battle was expected by fans and the media, and one resulted. Smith's philosophy was to play his bench and keep fresh players



in the game. Tired players could remove themselves from the game and put themselves back in when they were rested. Driesell, on the other hand, believed in playing his five starters and maybe one or two reserves. In this game, North Carolina played eight players and Davidson six. Davidson's starters of Moser, Huckel, Maloy, Kroll and Knowles were relieved by O'Neill, who scored seven points and pulled five boards in a superb performance.

It was a scintillating game from the outset. With the crowd roaring and often standing, Davidson took the early lead behind its defense and led at halftime, 34-28. UNC shot 39.4 percent in the first half to Davidson's 41.9 percent. However, North Carolina also prided itself on its defense, and while Driesell preferred straight man-to-man, with no switching, North Carolina went with a defensive smorgasbord of man-to-man, half-court traps and a point zone. UNC turned the tables in the second half, holding Davidson to 29.4 percent shooting from the field while the Tar Heels connected on 48.3 percent of its second-half shots.

North Carolina won the game, 70-66, for the right to advance to the NCAA Final Four. But it was a sensational battle, one so good that an encore was needed. Moser and Maloy played all 40 minutes in the game for Davidson, with Knowles going 39 minutes. Four Wildcats scored in double figures, led by Maloy's 18 points and 13 rebounds. Knowles cashed in 12 rebounds as Davidson dominated the backboards, 47-37.

Ironically, North Carolina's two leading scorers in the game, Rusty Clark (22 pts, 17 rebs) and Charlie Scott (18 pts, six rebs), were recruited extensively by Driesell.

"People need to remember that the NCAA didn't seed teams in those days," Driesell said. "They kept you in your own section of the country. There were very few good teams in the West then and a bunch of good ones in the East. If the system had been in place then that's in use now, Davidson and North Carolina both would have been No. 1 seeds. We wouldn't have met before the Final Four. It's a shame that we did, because both of us had great teams, in 1968 and 1969."

Davidson ended its season with a record of 24 wins, five losses. With so many talented players returning, the best was ahead, another great season that would result in yet another classic battle with the team from Chapel Hill.

1966 NCAA TEAM

LEFTY GETS TEAM TO NCAA TOURNAMENT



The 1965-66 Wildcats, led by Dick Snyder, became the first Davidson team to advance to the postseason in Lefty Driesell's sixth season. Snyder was SoCon Player of the Year and went on to a successful NBA career.

Coach Lefty Driesell believed that his Davidson basketball team faced a mammoth rebuilding in 1965-66, which was true. After all, the Wildcats had lost to graduation All-America and Southern Conference Player of the Year Fred Hetzel as well as stars Don Davidson and Barry Teague from the previous year's team that compiled a record of 24-2. Hetzel scored 2,032 points in his three varsity seasons, while Davidson was a tough defender and double-digit scorer and Teague was a talented, reliable point guard. The three had started for the Wildcats for three years and catapulted Davidson into the national basketball picture.

To continue on the national stage in 1966, Driesell would have to depend on three inexperienced sophomores (freshmen were not eligible to play varsity basketball in those days). But there was some good news, too. Some very good news. Back for his senior season was Dick Snyder, one of the greatest players in Davidson basketball history. Snyder had averaged 15.9 points a game as a sophomore and 20.2 points as a junior. In addition, he was one of the best defensive players in all of college basketball.

"I can't think of a man I'd trade him for," Driesell said before the start of the season.

But if Davidson were going to succeed, Snyder couldn't do it alone. New faces would have to step up. They included Phil Squier, 5-11, an inexperienced senior, and sophomores Rodney Knowles, 6-8, Tom Youngdale, 6-10, and Bobby Lane, 6-3.

"We lacked experience, but those guys certainly achieved a lot," Driesell said."

That they did.

Davidson won seven of its first eight, losing the opener to Wake Forest by one point before dropping a five-point decision to Navy in the Charlotte Invitational

Tournament. The 'Cats entered the Southern Conference Tournament with a record of 17-5, meaning they would have to win the tournament championship in order to advance to the NCAA tournament. They were up to the task, defeating conference rivals The Citadel, Richmond and West Virginia.

That sent Driesell's team to the NCAA tournament and a date with Rhode Island, which Davidson won easily, 95-65. Then it was off to the Eastern Regionals, where Syracuse defeated Davidson 94-78. A consolation game to decide third place was played in the regionals in those days and Davidson lost to St. Joseph's, 92-76, to end its season.

It was a good year, maybe even an overachieving one, as Davidson finished with 21 wins and seven defeats. The Wildcats accomplished their mission of keeping Davidson basketball in the national spotlight, while giving Driesell time to load up with more talent. "Twenty-one wins is about as much as anyone could have expected from that team," Driesell recalls. "They accomplished a lot."

Snyder won All-America honors with an absolutely sensational year. Even with all opponents gunning for him and often double-teaming him, he averaged 26.9 points while shooting 56.3 percent from the field and 79.7 percent on his free throws. But offense was just part of Snyder's game. He pulled 9.2 rebounds a game and was Davidson's best defensive player.

"He was an absolutely great defensive player," Driesell said. "I usually put him on the other team's top scorer, and it was normal for him to hold the guy to 10 points less than his season's average."

A master recruiter, Driesell said that the father of one of his Davidson players, Don Davidson, had seen Snyder play a high school football game in North Canton, Ohio.

1966 NCAA TEAM

"Mr. Davidson called me," Driesell said, "and told me he saw this great quarterback play, and the kid had jumped over a tackler in the open field on his way to a touchdown."

Intrigued by a football athlete with such speed and jumping skills, Driesell was off to North Canton to recruit Snyder. Ranked as one of the best high school quarterbacks in the country, the big football schools were lined up to recruit him, including Ohio State and Notre Dame.

But on the recruiting trail, Driesell took a back seat to no one, including Notre Dame football. He and Snyder had a great visit, the coach recalls, but Driesell said that Snyder told him he was going to the U.S. Naval Academy.

"I gave him my telephone number and told him to call me if he changed his mind," Driesell said. Not long afterwards, Driesell got the call he coveted. Snyder, Driesell said, was color blind and couldn't be admitted to Annapolis. He wanted to come to Davidson and join the basketball revolution.

"The day he signed with us," Driesell said, "Notre Dame had people in his house trying to talk him into playing football for the Irish."

Getting Snyder to come to Davidson was worth all the work that Driesell put into it. He ended up as an All-American, the 1966 Southern Conference Player of the Year, and scored 1,703 points in just three seasons of varsity basketball. He went on to an extremely successful career in the NBA. He held Oscar Robertson, who many people think is the best guard in the history of basketball, to 14 points in one NBA game while scoring 14 himself. After the game, Snyder said, "Playing defense in the pros hasn't been an especially difficult transition for me because Coach Driesell taught me how to play it at Davidson."

While Snyder was the unquestioned leader and star, the 1965-66 Wildcats also got a sterling performance from sophomore Knowles, who averaged 19.4 points and led the team with 9.9 rebounds. Fellow sophomores Youngdale and Lane both averaged 10.2 points a game, while senior Squier scored 7.6 points a game. This Davidson team shot an impressive 51.2 percent from the field while holding opponents to 40.6 percent, and averaged 82.8 points a game. Pretty impressive for a rebuilding season.

It was a typical Driesell-coached team: competitive, tough and defensive-minded, with good shooters and led by a superstar.

They called Snyder "super horse" at Davidson. He was that and more, one of the greatest players ever to wear the red and black. "He was special, that's for sure," said Driesell.

For good measure, Snyder also starred in baseball for the Wildcats.

"When it came to athletics," Driesell said, "Dick could do just about anything he wanted to. That even included riding a bicycle better than anybody else."



In 1965-66, Dick Snyder won All-America honors after averaging 26.9 points while shooting 56.3 percent from the field and 79.7 percent on his free throws.



While Snyder was the unquestioned leader and star, the 1965-66 Wildcats also got a sterling performance from sophomore Rodney Knowles, who averaged 19.4 points and led the team with 9.9 rebounds.

DAVIDSON COLLEGE PRESIDENT



CAROL QUILLEN

Carol Quillen became the 18th president of Davidson College on August 1, 2011.

A respected scholar and an accomplished administrator, Quillen came to Davidson from Rice University in Houston, Texas, where she served most recently as vice president for international and

loans.

Quillen joined Rice as a member of the history faculty in 1990. From 2004 to 2008, she served as the first director of the university's Boniuk Center for the Study and Advancement of Religious Tolerance, leading development of the center's new mission and shaping an agenda that helped distinguish the center from other organizations.

From 2006 to 2010, Quillen served as Rice's vice provost for academic affairs and then as vice president for international and interdisciplinary initiatives, focusing particularly on faculty diversity and faculty development, resource development, and initiatives that cross academic disciplines and institutions.

Quillen has published two books on Petrarch, as well as scholarly articles, reviews, and papers. She received a number of teaching awards during her tenure at Rice, and also has received grants and fellowships from the Social Science Research Council, the Whiting Foundation, the Fulbright Foundation, and the Harvard University Center for Renaissance Studies, among others.

Quillen was appointed by President Barack Obama to serve on the President's Advisory Council on Financial Capability for Young Americans. She also is a member of the Board of Directors of the National Alliance of Public Charter Schools and the Board of Directors of the Levine Museum of the New South.

Quillen's daughter, Caitlin, is a graduate of the University of North Carolina at Chapel Hill.

interdisciplinary initiatives.

Quillen grew up in New Castle, Delaware, a small town where she says "it was second nature to support the community and look out for other people." A Presbyterian, she attended Quaker schools from pre-kindergarten through high school. She earned a B.A. degree in American history from the University of Chicago, graduating Phi Beta Kappa with special and general honors, then received a Ph.D. degree in European history from Princeton.

Since taking office, Quillen has engaged the Davidson community in reimagining the liberal arts experience within the changing landscape of higher education and an increasingly interconnected world.

Her emphasis on "Transition to Impact" initiatives - a budding entrepreneurship program, community-based learning, and student/faculty collaborative research among others - empowers students to develop compassion, analytic rigor, creativity, resilience, and moral courage, and enables graduates to lead in the service of something larger than themselves.

In the fall of 2012, Quillen announced a transformational gift from The Duke Endowment: \$45 million to support the development of an Academic Neighborhood, a project that is intended to reimagine the possibilities of an interdisciplinary liberal arts education in the 21st century.

Ensuring educational excellence and access for all talented students regardless of their financial circumstances is a top priority for the Davidson community, and Quillen is a passionate advocate for this commitment. To be meaningful, she asserts, equal opportunity must be real. Through The Davidson Trust, the college practices need-blind admission and meets 100 percent of demonstrated need of accepted students through a combination of grants and campus employment, with no



DIRECTOR OF ATHLETICS



JIM MURPHY

Jim Murphy was introduced as Davidson College's Director of Athletics in November of 1995, returning to his alma mater to lead the Wildcats on the eve of their 100th anniversary of intercollegiate athletics and into the next century.

Prior to his appointment at Davidson, Murphy,

spent 10 years as executive associate athletic director and chief financial officer for the Georgia Tech Athletic Association.

An Atlanta native, Murphy played football and baseball during his freshman year at Davidson. His experience has been invaluable as he guides a program which is unique in its desire for excellence in both athletics and academics and has one of the smallest enrollments among NCAA Division I schools.

Reflecting his support of academics, Davidson's NCAA graduation rate of 91 percent was the highest in Division I in 2001-02, second in 2002-03 with a rate of 97 percent and continues to be above 90 percent each year.

Davidson claimed the Southern Conference Graduation Rate Award for the last 12 years. In addition, Davidson won the SoCon's Barrett-Bonner Award, given to the school that places the highest percentage of its student-athletes on the league's academic honor roll, 19 times in the award's 21-year history.

"I firmly believe Davidson represents the ideal in college athletics and think the success of Davidson's students, both in competition and after graduation proves that," said Murphy. "It's true that Davidson needs intercollegiate athletics, but intercollegiate athletics need Davidson even more."

Since Murphy's return to Davidson, the Wildcats have pursued several major capital projects and major improvements have been completed in Belk Arena and at Smith Field at Richardson Stadium.

The construction of the Belk Turf Field for field hockey, the new Alumni Stadium for soccer, Wilson Baseball Park and practice facility and the football stadium expansion project, which included a state-of-the-art weight room, a new press box and additional permanent seating, all have come during Murphy's tenure. Davidson also replaced Richardson Stadium's natural grass with FieldTurf, which allows the Wildcats to practice in their home stadium on a daily basis and frees up field space for intramural use. In October, construction to the new Harry L. Vance Athletic Center - an enhancement to Baker Sports Complex - began, with an expected completion in approximately

12-14 months.

In May of 2013, Murphy and Davidson College President Carol Quillen announced that the Wildcats will join the highly-competitive Atlantic 10 Conference, a move that became a reality on July 1, 2014.

The 2004 NACDA Division I-AA/I-AAA Southeast Region Athletic Director of the Year, Murphy served two terms on the prestigious NCAA Division I Management Council, a policy-making body within the NCAA governance structure. He chaired the Division I-AA Governance Committee and formerly served on the NCAA Division I Business and Finance Cabinet, the Division I Governance Committee and the Division I Finance Committee.

From 2002-04, Murphy chaired the Athletic Directors Association of the Southern Conference. He was part of Charlotte's successful bid to host the NCAA Division I Men's Soccer Championships in 1999 and 2000 and also served as Tournament Director of the first and second-round games of the 2005 NCAA Men's Basketball Championship in Charlotte.

Murphy is a past member of the Division I Football Issues Committee and Past-President of the Football Championship Subdivision Athletic Directors Association. He was also a member of the NCAA Task Force on Recruiting, an 18-member panel charged with changing the culture of recruiting in intercollegiate athletics, and currently serves on the NCAA's Fiscal Responsibility Oversight Group.

A licensed Certified Public Accountant and 1978 graduate of Davidson with a degree in economics, he earned a Master of Science degree in management from Georgia Tech in 1979. He worked from 1979-85 as an audit manager with the international public accounting firm of KPMG Peat Marwick in Atlanta with responsibility for financial statement audits of public and private companies with up to \$1 billion in assets.

Murphy has been active in the community since his return to Davidson. He is involved with Social Venture Partners - Charlotte, chairs the Board of Managers of the Lake Norman YMCA, the Board of Directors of the Charlotte Regional Sports Commission, served three years on the Board of the Charlotte Council for Children and three years on the Board of Directors of the Town of Davidson Youth Baseball League.

Murphy is married to Dr. Susan Roberts, a political science professor at Davidson, and his son, Matt, is a graduate of the University of North Carolina and works in advertising in Chapel Hill, N.C.

SUPPORT STAFF / HEAD COACHES



SARA ANUNDSEN
Women's Tennis
Head Coach



SCOTT APPLGATE
Associate Athletic
Director



GREG ASHTON
Women's Soccer
Head Coach



DREW BARRETT
Men's Tennis
Head Coach



JOEY BEELER
Sports Information
Director



DICK COOKE
Baseball
Head Coach



BETH HAYFORD
Assistant A.D. for
Athletic Training



SANDY HELFGOTT
Director of P.E. &
Recreation



JAMIE HENDRICKS
Asst. A.D. for External
Relations & Game Ops.



GREG HONEYCHUCK
Strength & Conditioning
Head Coach



LEE JONES
Director of Lake
Campus



KATY MCNAY
Asst. Athletic Director
for Compliance / SWA



PAUL NICHOLS
Football
Head Coach



BOBBY PATNESKY
Wrestling
Head Coach



MICHELLE SAVAGE
Women's Basketball
Head Coach



MATT SPEAR
Men's Soccer
Head Coach



JEN STRAUB
Director of Cross
Country / Track & Field



TIM STRAUB
Men's Golf
Head Coach



GINNY TURNER
Field Hockey
Head Coach



KIM WAYNE
Women's Lacrosse
Head Coach



CHRIS WILLIS
Volleyball Head
Coach



GAVIN VIANO
Assistant A.D. for
Development



JOHN YOUNG
Swimming & Diving
Head Coach

ATLANTIC 10 CONFERENCE



BERNADETTE MCGLADE
Commissioner

On March 2, 1975, the idea of what is now the Atlantic 10 Conference was conceived. What started as an eight-school, men's basketball-only affiliation has grown into a 14-university, 21-sport league that is universally hailed as one of the best conferences in the country, and is celebrating its 40th Anniversary in 2015-16.

That growth and prominence is a direct

result of the ideals and commitments of the member institutions of the Atlantic 10 – Davidson College, The University of Dayton, Duquesne University, Fordham University, George Mason University, The George Washington University, La Salle University, University of Massachusetts, University of Rhode Island, University of Richmond, St. Bonaventure University, Saint Joseph's University, Saint Louis University and Virginia Commonwealth University.

The Atlantic 10 was proactive in navigating sweeping conference realignment over the last few years, adding Davidson College, George Mason University and Virginia Commonwealth University. The additions have proven successful with all three institutions winning regular season and tournament championships. The league continues to draw national praise for its decisions during conference realignment in selecting strong academic institutions with basketball-centric, robust athletic programs. The 14 member institutions of the A-10 are united and strengthened by their diversity. Each is extraordinary in its educational mission, whether of a Catholic faith, a private university or a land grant institution. The varied pursuits of each member prove that there are many threads that weave the fabric for a great conference.

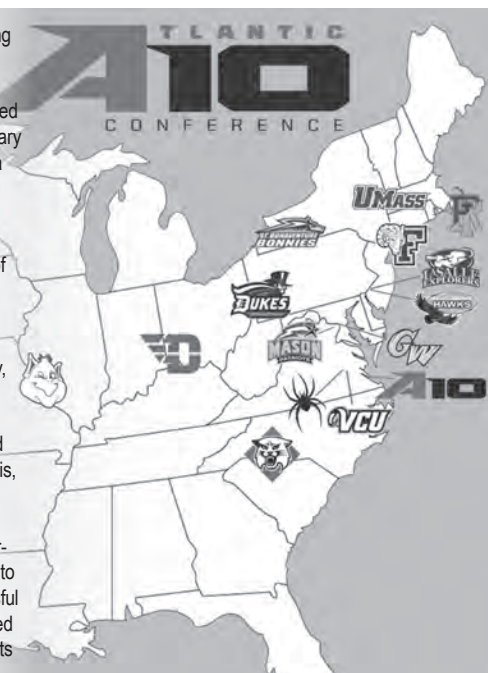
The Atlantic 10 Conference, with a total population of over 76.5 million people within its geographic footprint of eight states and the District of Columbia, will crown champions in 21 sports this year: baseball, men's and women's basketball, men's and women's cross country, field hockey, men's golf, women's lacrosse, men's and women's indoor and outdoor track & field, women's rowing, men's and women's soccer, softball, men's and women's swimming & diving, men's and women's tennis, and women's volleyball.

The presidents and chancellors of Atlantic 10 institutions, in conjunction with Atlantic 10 Commissioner Bernadette V. McGlade, have made a strong commitment to making the academic and athletics equation a successful one. Over the years, the league membership has strived to better recognize the academic accomplishments of its

student-athletes. The Commissioner's Honor Roll, which cites every Atlantic 10 student-athlete with a 3.5 grade point average or better, recognized 3,029 student-athletes in 2014-15, a record for a 14-team A-10. The league sponsors Academic All-Conference teams in each of its sports and honors two student-athletes as the A-10 Scholar-Athletes of the Year. Moreover, the Atlantic 10 provides \$70,000 in postgraduate scholarships awards to 14 student-athletes, one from each campus.

The Atlantic 10 Conference annually earns high marks in the NCAA Academic metrics. This includes graduating its student-athletes at an 89 percent rate according to the NCAA's most recent Graduation Success Rate (GSR) figures, five percentage points higher than the national average. There were 90 A-10 teams with a perfect 1000 GSR score in the NCAA's 2014 most recent report. The league also had an average Academic Progress Rate (APR) of 985 in 2015, seven points higher than the national average. A record 60 teams were singled out for public recognition for their APR scores by the NCAA this past spring. There were 51 teams with a perfect APR score of 1000 and another 71 teams that scored a 990 in the 2015 report.

Success on the playing field has mirrored the A-10's classroom prowess, with the league earning NCAA postseason bids in each of its 21 sports, including two men's soccer bids and 11 men's and women's basketball bids in 2014-15. Dayton women's basketball made a run to the Elite Eight, challenging eventual national champion UConn in the process, while VCU baseball advanced to the 2015 NCAA Super Regionals.



TV / RADIO ROSTER



Dusan Kovacevic
6-10 • 230 • Fr. • F
Novi Sad, Serbia



Nathan Ekwu
6-7 • 235 • So. • F
Enugu, Nigeria



Jordan Watkins
6-1 • 160 • So. • G
Charlotte, N.C.



Brian Sullivan
6-0 • 185 • Sr. • G
Upper Arlington, Ohio



Jordan Barham
6-5 • 220 • Sr. • G
Cleveland, Ohio



Jack Gibbs
6-0 • 195 • Jr. • G
Westerville, Ohio



Kamau Faines
6-2 • 195 • So. • G
Chicago, Ill.



Matt Williams
6-1 • 195 • Sr. • G
Cary, N.C.



Oskar Michelsen
6-9 • 210 • So. • F
Helsinki, Finland



KiShawn Pritchett
6-6 • 220 • Fr. • G
Mooresville, N.C.



Will Magarity
6-11 • 240 • Jr. • F
Stockholm, Sweden



Peyton Aldridge
6-8 • 205 • So. • F
Leavittsburg, Ohio



Jake Belford
6-9 • 220 • Jr. • F
Battle Ground, Wash.



Manu Giamoukis
6-1 • 180 • Jr. • G
Thessaloniki, Greece



Rusty Reigel
6-2 • 190 • So. • G
Charlotte, N.C.



Connor Perkey
6-8 • 215 • Jr. • F
Atlanta, Ga.



Andrew McAuliffe
6-8 • 235 • Jr. • F
Northbrook, Ill.



Bob McKillop
Head Coach
27th Season



Matt McKillop
Assistant Coach
8th Season



Ryan Mee
Assistant Coach
4th Season



Will Reigel
Assistant Coach
2nd Season



Abe Woldelessie
Director of Operations
3rd Season



Will Thoni
Asst. for Player Development
2nd Season



GOLDEN STATE WARRIORS

STEPHEN CURRY

NBA CHAMPION
NBA MOST VALUABLE PLAYER
NBA ALL-STAR
NBA 3-POINT CHAMPION
NBA SKILLS CHALLENGE CHAMPION
NBA SPORTSMANSHIP AWARD
NBA REGULAR SEASON RECORD
FOR 3-POINTERS MADE
SEVENTH OVERALL PICK IN
2009 NBA DRAFT
MEMBER OF U.S. NATIONAL TEAM



2015-16 SCHEDULE

SCHEDULE

# NOV. 7	 NOV. 14	 NOV. 21	 NOV. 23	 NOV. 28	 DEC. 1
-------------	-------------	-------------	-------------	-------------	------------

 DEC. 6	 DEC. 9	 DEC. 12	 DEC. 20	 DEC. 23	 DEC. 28
------------	------------	-------------	-------------	-------------	-------------

 JAN. 2	 JAN. 6	 JAN. 9	 JAN. 12	 JAN. 16	 JAN. 20
------------	------------	------------	-------------	-------------	-------------

 JAN. 23	 JAN. 29	 FEB. 3	 FEB. 6	 FEB. 10	 FEB. 13
-------------	-------------	------------	------------	-------------	-------------

 FEB. 16	 FEB. 20	 FEB. 23	 FEB. 27	 MAR. 2	 MAR. 5
-------------	-------------	-------------	-------------	------------	------------

MARCH 9-13

EXHIBITION ^ MADISON SQUARE GARDEN

#CATSAREWILD