



C★USA

CONFERENCE USA 2007 BASEBALL

EAST CAROLINA HOUSTON MARSHALL MEMPHIS RICE SOUTHERN MISS TULANE UAB UCF

2006 ACCOMPLISHMENTS

- Conference USA was ranked as high as the No. 4 baseball conference in 2006, trailing only the ACC, SEC and Big 12, before finishing the season sixth.
- Rice advanced to its fifth College World Series since 1997. The Owls won a pair of games in Omaha before being eliminated by eventual National Champion Oregon State. It was the second straight year that C-USA placed a team in the CWS (Tulane in 2005).
- Conference USA placed four teams in the 2006 NCAA Tournament (Houston, Rice, Southern Miss and Tulane). It was the fifth straight year that C-USA produced at least four NCAA teams.
- For the sixth time in the last seven years, a Conference USA team hosted an NCAA Regional when Rice welcomed Arizona State, Baylor and Prairie View A&M to the Houston Regional. The Owls also hosted a Super Regional against Oklahoma, marking the seventh straight season a C-USA team has advanced to Super Regional play.
- Rice (57-13) had the highest win total in college baseball. The 49 regular season wins by the Owls marked the third year in a row that Conference USA has produced the team with the best regular season record in Division I (Tulane in 2005 and East Carolina in 2004).
- The Owls were the No. 1 ranked team in the nation for 10 weeks of the season, the second year in a row that C-USA produced the top-ranked team the majority of the regular season (Tulane in 2005).
- Rice, Houston and Tulane each finished the season nationally-ranked, the third straight season that C-USA has produced three ranked teams in the final polls. Southern Miss was also nationally-ranked during the regular season.
- Seven of the nine Conference USA teams won at least one game against a nationally-ranked, non-conference opponent.
- C-USA teams posted a total of 20 wins over nationally-ranked, non-conference opponents during the regular season, including nine over nine against Top 10 foes.
- Among the NCAA teams that C-USA defeated in 2006 were: Cal State Fullerton (Rice), Georgia (Rice), Miami of Florida (Rice), Texas (Tulane), Nebraska (Rice), Oklahoma (Memphis, Rice), Notre Dame (Memphis), Alabama (Memphis), North Carolina State (East Carolina), Mississippi (Southern Miss), Mississippi State (Southern Miss), Pepperdine (Tulane), College of Charleston (East Carolina), Baylor (Houston, Rice) and Wichita State (Southern Miss).
- Five C-USA schools (East Carolina, Houston, Rice, Southern Miss and Tulane) were ranked among the top 19 schools in the nation in average home attendance during the 2006 season.
- A record 10 different Conference USA players were honored as All-Americans.
- Six C-USA players earned Freshman All-American honors.
- Houston pitcher Brad Lincoln won the Dick Howser Trophy as college baseball's top player, was named the ABCA National Player of the Year, CSTV.com National Player of the Year and won the Brooks Wallace Award.
- East Carolina senior Jake Smith earned the Johnny Bench Award, given to the nation's top collegiate catcher.
- Conference USA had six players that earned National Player of the Week honors.
- Nine C-USA players earned recognition as 2006 ESPN the Magazine Academic All-District selections, while Rice pitcher Eddie Degerman and Southern Miss infielder Marc Maddox were named first team Academic All-Americans.
- Five C-USA schools (East Carolina, Houston, Rice, Southern Miss and Tulane) ranked among the top Division I schools in average home attendance during the 2006 season, with all averaging at least 2,835 fans per game.
- Memphis posted the second-largest improvement (19 more wins than in 2005) in the nation.
- Conference USA had 24 players chosen in the June Major League Baseball Draft, including 13 first day selections. Houston's Brad Lincoln was taken No. 4 overall by the Pittsburgh Pirates, marking the highest that a C-USA player has ever been selected.
- Thirteen players from C-USA schools appeared on the opening day rosters of MLB teams, including Florida Marlins rookie second baseman Dan Uggla (Memphis), who became the first C-USA alum to play in the MLB All-Star Game.

(23) KEITH LeCLAIR 1966-2006

Keith LeClair, East Carolina University's head baseball coach from 1997 to 2002, passed away on July 17 following a five-year battle with amyotrophic lateral sclerosis, commonly referred to as ALS or Lou Gehrig's Disease.

During his collegiate baseball career as a player, assistant coach and head coach at Western Carolina University and East Carolina, LeClair was a part of 13 NCAA Tournament teams and earned five conference coach-of-the-year awards. He officially relinquished his coaching duties June 19, 2002, two weeks after leading the Pirates to their fourth consecutive NCAA Regional appearance before finishing with a 43-20-1 record. LeClair remained with the ECU Department of Athletics as a special assistant to the director of athletics until the time of his death.

"His dignified approach to whatever life brought him provides a model for every human being and particularly those of us who work with the young men and women who are this nation's future..." said ECU Director of Athletics Terry Holland.

LeClair became the second-winningest baseball coach in school history in just five seasons at East Carolina, compiling a 212-96-1 (.688) record. He also led the Pirates to four straight NCAA Regional appearances, three Colonial Athletic Association championships and one Conference USA title. His 2001 club advanced to the NCAA Super Regionals and finished with a No. 11 national ranking after registering a 47-13 mark.

In 2002, the Conference USA annual coaching award was renamed the Keith LeClair Coach of the Year Award by the league's head baseball coaches (courtesy of ecupirates.com)



On the cover: Shane Mathews, East Carolina; Jake Stewart, Houston; Brendan Murphy, Marshall; Adam Amar, Memphis; Joe Savery, Rice; Trey Sutton, Southern Miss; Sean Morgan, Tulane; Danny Sawyer, UAB and Tyson Auer, UCF

CONFERENCE USA
BASEBALL

2007 CONFERENCE USA YEARBOOK

CUSATM



Rice's Joe Savery celebrates a win over Miami (Fla.) that advanced the Owls to the semifinals of the 2006 College World Series.

CONFERENCE USA

5201 N. O'Connor Blvd., Suite 300

Irving, TX 75039

214/774-1300 • Fax 214/496-0055

conferenceusa.com

Commissioner: Britton Banowsky

Executive Associate Commissioner:

Judy MacLeod (jmacleod@c-usa.org)

Associate Commissioner: Alfred White (awhite@c-usa.org)

Associate Commissioner: Kelly Carney (kcarney@c-usa.org)

Assistant Commissioner for Football and Baseball Operations:

Russell Anderson (rdanderson@c-usa.org)

Assistant Commissioner for Sports Services:

Chris Woolard (cwoolard@c-usa.org)

Assistant Commissioner for Business Affairs:

Catrina Gibson (cgibson@c-usa.org)

Assistant Commissioner for Public Affairs:

Courtney Morrison-Archer (cmarcher@c-usa.org)

Assistant Commissioner for Compliance and Academics:

Robert Philippi (rphilippi@c-usa.org)

Director of Compliance: Charolette Hunt (clhunt@c-usa.org)

Director of Events: Monay Wallin (mwallin@c-usa.org)

Director of Sports Services: Keisha Dunlap (kdunlap@c-usa.org)

Director of Sports Services: Donyale Canada (dcanada@c-usa.org)

Associate Director of Media Relations:

Debbie Davis (ddavis@c-usa.org)

Associate Director of Marketing/Events:

Emily Agler (eagler@c-usa.org)

Assistant Director of Media Relations:

Tod Meisner (tmeisner@c-usa.org)

Executive Assistant to the Commissioner: TBA

Coordinator of Student Athlete Services:

Callie Hubbell (chubbell@c-usa.org)

Administrative Assistant: Annette Trabanco (atrabanco@c-usa.org)

Interns: Nathan Semones, Nitin Kawlra

Coordinator of Baseball Umpires: Rich Fetchiet

Coordinator of Creative Services: Erika Amstadt Hirschfield

2	Media Services
4	Preseason Awards
5-7	Notebook
8-20	Conference USA
21-24	East Carolina
25-28	Houston
29-32	Marshall
33-36	Memphis
37-40	Rice
41-44	Southern Miss
45-48	Tulane
49-52	UAB
53-56	UCF
57	Standings/Postseason Results
58	Awards
59-60	Individual Leaders – All Games
61-62	Team Leaders – All Games
63-64	Individual Leaders – C-USA Games
65-66	Team Leaders – C-USA Games
67-68	Records – Individual All Games
69-70	Records – Team All Games and 2006 NCAA Leaders
71-72	Records – Individual C-USA Games
73-74	Records – Team C-USA Games
75-76	Championship Records
77-78	Career Records
79	Miscellaneous Records
80-84	History
85-87	Annual Standings
88-93	Annual Leaders
94-100	All-Time Awards
101	National Player of the Year Awards
102-106	Players in the Pros
107-109	Composite Schedule
110	SID Directory

CREDITS

The 2007 Conference USA Baseball Yearbook is published by Conference USA, Britton Banowsky, Commissioner. For additional information or copies, please contact the media relations department.

Editor and Design: Erika Amstadt Hirschfield

Co-Editor/Research and Compilation:

Russell Anderson

Contributing: Courtney Morrison-Archer

Tod Meisner, Nathan Semones

Photography: Provided by Arizona Diamondbacks,

Detroit Tigers, Florida Marlins, Houston Astros,

Minnesota Twins, New York Mets, Modesto Nuts,

Richmond Braves, San Jose Giants, Springfield

Cardinals and C-USA Sports Information

departments.

Production: Vision Integrated Graphics,

Tinley Park, Ill.

Printing: Ebsco Media, Birmingham, Ala.

The conference extends special thanks to the sports information departments at all member institutions for assistance in preparation of this publication.



MEDIA SERVICES

2

2007 C-USA BASEBALL



PRESS RELEASES

Conference USA press releases contain statistical information updates, as well as notes, standings, schedules and results. Releases are produced every Monday throughout the season. Thursday updates will be available during conference season only.

SCORE HOTLINE

Conference USA offers a scoreboard hotline for accredited media members. Scores are updated at the end of each night's play and several times on week-ends. Dial 214/774-1351 to access the scoreboard.

PLAYERS OF THE WEEK

Conference USA will name a Hitter of the Week and a Pitcher of the Week each week during the regular season. The awards, selected by the C-USA media relations department, are announced on Mondays.

C-USA ON THE WEB

For the most current information on Conference USA baseball, along with C-USA's other 18 sports, check out the league's official web site: conferenceusa.com. The league's online partner is CSTV.com.

POSTSEASON AWARDS

Conference USA names first and second All-Conference teams, an All-Freshman Team, Freshman of the Year, Player of the Year, Pitcher of the Year and the Keith LeClair Coach of the Year at the conclusion of the regular season. The award winners are selected by the league's head coaches and media members in

each league city. The league also releases an All-Academic team prior to the C-USA Championship. Championship awards include an All-Tournament team and Championship Most Valuable Player.

RADIO OUTLETS

East Carolina	WNCT	1070 AM
Houston	uhcougars.com	
Marshall	WRVC	930 AM
	WMUL	88.1 FM
Memphis	WUMR	91.7 FM
Rice	KTRU	91.7 FM
Southern Miss	WHUB	96.5 FM
Tulane	WRBH	88.3 FM
UAB	WYDE	101.5 FM
UCF	WQTM	740 AM

C-USA MEDIA RELATIONS

214/774-1300

Russell Anderson, Assistant Commissioner for Football and Baseball Operations

E-mail: rdanderson@c-usa.org
Mobile: 214/773-1737

Courtney Morrison-Archer, Assistant Commissioner for Public Affairs

E-mail: cmarcher@c-usa.org


Debbie Davis, Associate Director of Media Relations

E-mail: ddavis@c-usa.org

Tod Meisner, Assistant Director of Media Relations

E-mail: tmeisner@c-usa.org

NATIONAL COLLEGIATE BASEBALL WRITERS ASSOCIATION



Founded in 1962, the NCBWA is dedicated to the advancement of college baseball. Membership is open to writers, broadcasters and publicists of the sport. Members receive a membership card, directory, newsletter updates and official votes in the Howser Award Player of the Year, Regional Player of the Year and NCBWA All-America voting. The NCBWA also sponsors preseason All-American awards, publication and writing contests. Additionally, the organization has launched a website at www.ncbwa.com. For membership, send annual dues (\$15.00), along with mailing address, phone, fax and e-mail address information to Russell Anderson, c/o Conference USA, 5201 N. O'Connor Blvd., Suite 300, Irving, TX 75039.

NCBWA 2006-2007 OFFICERS

- President:**
Mex Carey, Georgetown 202-687-2475
mbc32@georgetown.edu
- 1st Vice-President:**
Shamus McKnight, Nebraska 402-472-7772
smcknight@huskers.com
- 2nd Vice-President**
Joe Dier, Mississippi State 662-325-8040
jbdier@athletics.msstate.edu
- 3rd Vice-President:**
Chuck Dunlap, Southeastern Conference 205-458-3010
cdunlap@sec.org
- Executive Director:**
Bo Carter, Texas Collegiate League 214-418-6132
bcarter@texascollegiateleague.com
- Associate Executive Director:**
Russell Anderson, Conference USA 214-774-1351
rdanderson@c-usa.org
- Assistant Executive Director:**
Mike Montoro, Southern Miss 601-266-5947
michael.montoro@usm.edu
- Division II Coordinator:**
Bob McComas, Slippery Rock 724-738-2777
robert.mccomas@sru.edu
- Division III Coordinator:**
Steve Marovich, Carthage College 262-551-5740
carthagesid@carthage.edu

BOARD OF DIRECTORS:

- Barry Allen, Alabama, 205-348-6084 (ballen@ia.ua.edu);
Tami Cutler, Wichita State, 316-978-5559
(tcutler@goshockers.com);
Jason Leturmy, Atlantic Coast Conference (336) 851-6062
(jleturmy@theacc.org),
Kyle McRae, Stanford, 650-725-2959
(kyle.mcrae@leland.stanford.edu);
Julie St. Cyr, Big West Conference, 949-261-2525
(jst.cyr@bigwest.org).

The Dick Howser Trophy™

Honoring America's Outstanding
Collegiate Baseball Player
for 20 Years

Character
Integrity
Leadership
Performance




ST. PETERSBURG
Area Chamber of Commerce

Award Founder
727.821.4069
www.stpete.com



www.EpicArtDesigns.com • 727.322.8095
graphic design, web sites & printing



WWW.DICKHOWSERTROPHY.COM



RICE A UNANIMOUS PRESEASON BASEBALL FAVORITE OWLS' SAVERY NAMED PRESEASON PLAYER OF THE YEAR RICE'S ST. CLAIR TABBED PRESEASON PITCHER OF THE YEAR

Coming off a trip to the College World Series, Rice has been selected as the unanimous preseason favorite in the 2007 Conference USA baseball poll, chosen by the league's nine head coaches. Owls junior pitcher/infielder Joe Savery, a consensus preseason All-American, is the Preseason C-USA Player of the Year. Rice hurler Cole St.Clair, who will move from the bullpen to starting duty this spring, was named as the league's preseason Pitcher of the Year.

Rice has been ranked No.1 in the three major preseason polls that have been released this season, after spending the majority of last season as the top-ranked team in the land. The Owls return 18 lettermen, seven position starters and 11 experienced pitchers from last year's 57-13 club and placed a league-high five members on the preseason All-Conference team. In addition to Savery (.335, 20 2B, 9 HR, 66 RBI) and St. Clair (7-2, 1.82 ERA, 100 K, 26 BB), shortstop Brian Friday (.353, 22 2B, 9 HR, 57 RBI, 17 SB) and outfielders Tyler Henley (.336, 26 2B, 8 HR, 54 RBI) and Aaron Luna (.322, Rice freshman record 16 HR, 50 RBI) earned All-C-USA recognition.

After earning its ninth straight NCAA Regional berth and finishing with a 43-17 record in 2006, Tulane was chosen to finish in second place this spring. The Green Wave returns 23 lettermen, including eight starters, from last year's team and adds 10 newcomers. Of the returning players, Tulane brings back four players that earned preseason all-league honors. Junior starter Sean Morgan (8-6, 3.51 ERA, 125 K, 39 BB) and senior closer Daniel Latham (14 saves in 2006, school and conference all-time leader in saves) are joined by infielder Brad Emaus (.289, 17 2B, 6 HR, 45 RBI) and outfielder Warren McFadden, the 2006 C-USA Freshman of the Year (.382, 24 2B, 50 RBI), on the squad.

Houston, which is coming off an NCAA appearance and welcomes back 15 letterwinners and eight starters, was picked to finish third according to the league's coaches. Two Cougars, pitcher Ricky Hargrove (8-6, 3.31 ERA, 82 K, 27 BB) and catcher/pitcher Luis Flores (.288, 8 HR, 30 RBI, along with 6-3, 3.00 ERA, 67 K, 17 BB), are listed on the preseason All-Conference team.

Southern Miss, which has made four consecutive NCAA appearances, was chosen fourth, just ahead of East Carolina. The Golden Eagles are represented on the preseason team by junior shortstop Trey Sutton (team-leading .375, 14 2B, 4 HR, 32 RBI).

Conference USA's 12th baseball season gets underway on February 3. The conference tournament is scheduled for May 23-27 in New Orleans, with Tulane University serving as the host. C-USA's nine baseball schools have produced 50 NCAA appearances and seven College World Series teams over the past 11 seasons.

2007 PRESEASON BASEBALL COACHES POLL

(as selected by C-USA's head coaches)

PREDICTED ORDER OF FINISH

1. Rice (9)
2. Tulane
3. Houston
4. Southern Miss
5. East Carolina
6. Memphis
7. UCF
8. UAB
9. Marshall

(first place votes in parentheses)

PLAYER OF THE YEAR

Joe Savery, Rice (Junior, Pitcher/Infielder)

PITCHER OF THE YEAR

Cole St.Clair, Rice (Junior, Lefthander)

ALL-CONFERENCE TEAM

P	Ricky Hargrove	Jr.	Houston
P	Sean Morgan	Jr.	Tulane
P	Joe Savery	Jr.	Rice
P	Cole St.Clair	Jr.	Rice
RP	Daniel Latham	Sr.	Tulane
C	Luis Flores	So.	Houston
IF	Adam Amar	Sr.	Memphis
IF	Brad Emaus	Jr.	Tulane
IF	Brian Friday	Jr.	Rice
IF	Trey Sutton	Jr.	Southern Miss
OF	K.K. Chalmers	Jr.	Memphis
OF	Tyler Henley	Jr.	Rice
OF	Aaron Luna	So.	Rice
OF	Warren McFadden	So.	Tulane
DH/UT	Brendan Murphy	Sr.	Marshall

2007 RETURNING STATISTICAL LEADERS

Category	Player, Team, 2006 Rank	No.
Batting	Adam Amar, MEM (1)	.395
Slugging Pct.	Adam Amar, MEM (2)	.648
On-Base Pct.	Adam Amar, MEM (2)	.472
Runs Scored	Tyler Henley, RICE (1)	74
Hits	Brian Friday, RICE (2)	95
RBI	Brendan Murphy, MAR (1)	70
Doubles	Tyler Henley, RICE (1)	26
Triples	Tyler Henley, RICE (1)	7
Home Runs	Aaron Luna, RICE (3)	16
Total Bases	Tyler Henley, RICE (1)	156
Walks	Cat Everett, TLN (1)	53
Hit by Pitch	Aaron Luna, RICE (1)	25
Stolen Bases	K.K. Chalmers, MEM (1)	39
ERA	Cole St.Clair, RICE (2)	1.82
Innings Pitched	Sean Morgan, TLN (3)	118.0
Strikeouts	Sean Morgan, TLN (3)	125
Wins	Ricky Hargrove, HOU (4)	8
	Bobby Bell, RICE (4)	8
	Ryan Belanger, USM (4)	8
	Sean Morgan, TLN (4)	8
Saves	Daniel Latham, TLN (1)	14
Appearances	Cole St.Clair, RICE (1)	37
Starts	Brandon Gomes, TLN (2)	17
	Sean Morgan, TLN (2)	17

2007 PRESEASON ALL-AMERICANS

LOUISVILLE SLUGGER/COLLEGIATE BASEBALL

First Team

RP Cole St.Clair, Rice

Second Team

OF Tyler Henley, Rice

UT Joe Savery, Rice

Third Team

SS Brian Friday, Rice

OF Warren McFadden, Tulane

NATIONAL COLLEGIATE BASEBALL WRITERS ASSOCIATION

First Team

RP Cole St.Clair, Rice

Second Team

UT Joe Savery, Rice

DH Brendan Murphy, Marshall

Third Team

1B Adam Amar, Memphis

SS Brian Friday, Rice

RP Daniel Latham, Tulane

ROGER CLEMENS AWARD WATCH LIST

First Team

LHP Cole St.Clair, Rice

LHP Joe Savery, Rice

RHP Shooter Hunt, Tulane

RHP Sean Morgan, Tulane

WINNINGEST TEAMS OF THE 2000'S

(Since the beginning of the 2000 season)

Team	Yrs.	Won	Lost	Tied	Pct.
1. Rice	7	348	115	0	.752
2. Oral Roberts	7	319	114	0	.737
3. Florida St.	7	356	129	1	.734
4. Notre Dame	7	324	120	3	.728
5. Nebraska	7	330	127	0	.722
6. Texas	7	344	134	0	.720
7. Georgia Tech	7	326	128	0	.718
8. South Carolina	7	342	135	0	.717
9. Southern U.	7	243	97	0	.715
10. Cal St. Fullerton	7	316	132	0	.705
11. Tulane	7	315	134	1	.701
12. Stanford	7	312	135	0	.698
13. Miami (Fla.)	7	306	133	3	.696
14. Clemson	7	320	144	0	.690
15. Wichita St.	7	328	151	0	.685
16. Arizona St.	7	292	134	2	.685
17. North Carolina	7	300	142	1	.678
18. LSU	7	306	148	2	.673
19. East Carolina	7	287	141	2	.670
20. Coastal Caro.	7	285	147	0	.660
21. Fla. Atlantic	7	286	149	0	.657
22. Stetson	7	283	151	0	.652
23. UCF	7	278	149	0	.651
24. Ohio St.	7	275	148	1	.650
25. Maine	7	243	136	1	.641

WINNINGEST ACTIVE COACHES BY PERCENTAGE

(Minimum five years as a Division I head coach; includes record at four-year colleges only.)

Coach, Team	Yrs.	Won	Lost	Tied	Pct.
1. Gene Stephenson, Wichita State	29	1,552	511	3	.752
2. Mike Fox, North Carolina	23	880	301	5	.744
3. Mike Martin, Florida State	27	1,435	493	4	.744
4. Wayne Graham, Rice	15	684	270	0	.717
5. George Horton, Cal St. Fullerton	10	452	187	1	.707
6. Jim Morris, Miami (Fla.)	25	1,109	465	4	.704
7. Rick Jones, Tulane	18	740	320	1	.698
8. Ray Tanner, South Carolina	19	849	373	3	.694
9. Steve Owens, Le Moyne	15	468	209	1	.691
10. Danny Hall, Georgia Tech	19	787	365	0	.683

In addition, UCF's **Jay Bergman** enters the 2007 season ranked seventh among all active coaches in total victories with 1,156.

2007 PRESEASON POLLS

COLLEGIATE BASEBALL

Rank	Team
1.	RICE
2.	Clemson
3.	South Carolina
4.	Arkansas
5.	North Carolina
6.	Miami (Fla.)
7.	Texas
8.	Vanderbilt
9.	Nebraska
10.	Virginia
11.	Georgia Tech
12.	Cal State Fullerton
13.	Florida State
14.	Arizona State
15.	TCU
16	TULANE
17.	Wichita State
18.	Tennessee
19.	Pepperdine
20.	Mississippi
21.	Baylor
22.	Georgia
23.	Stanford
24.	Oklahoma State
25.	Southern California
26.	UCLA
27.	Arizona
28.	Evansville
29.	Oral Roberts
30.	Long Beach State
31.	Louisiana State
32.	Mississippi State
33.	HOUSTON
34.	Oklahoma

35.	Troy
36.	San Francisco
37.	Winthrop
38.	Michigan
39.	Notre Dame
40.	Ohio State

BASEBALL AMERICA

Rank	Team
1.	RICE
2.	Miami (Fla.)
3.	Clemson
4.	Texas
5.	North Carolina
6.	South Carolina
7.	Arkansas
8.	Vanderbilt
9.	Virginia
10.	Wichita State
11.	Tennessee
12.	Georgia Tech
13.	UCLA
14.	Cal State Fullerton
15.	TULANE
16.	Oregon State
17.	Nebraska
18.	Florida State
19.	Pepperdine
20.	Arizona State
21.	Evansville
22.	Oklahoma State
23.	Winthrop
24.	TCU
25.	Mississippi

NOTEBOOK

5

2007 C-USA BASEBALL

C-USA

EAST CAROLINA

Billy Godwin enters his second season as East Carolina's head coach after guiding the Pirates to a 33-26 record, which included wins over nationally ranked Rice, Tulane, Houston and North Carolina State. For the eighth consecutive season, the Pirates won at least 30 games.

ECU returns 17 letterwinners, six positional starters and eight pitchers, while welcoming 15 newcomers. The Pirates welcome back redshirt senior **Jeff Ostrander**, who is penciled in as one of the weekend starters.

Shane Mathews, a former weekend starter and Freshman All-American selection in 2004, will move to the bullpen to become the Pirates closer in 2007. The flame-throwing right-hander posted a 5-3 record a year ago with a 4.73 ERA and a team-best 75 strikeouts. He was named to the C-USA All-Tournament Team after allowing just one run in 10 innings (two appearances) while striking out nine and picking up his lone save of the season against Tulane.

ECU's weekend rotation should consist of juniors **T.J. Hose** and **Dustin Sasser** and senior Jeff Ostrander. Together the trio has started 49 career games with 228 strikeouts while posting a 19-16 overall record.

Sophomore SS **Dale Mollenhauer** closed last season on an eight-game hitting streak and finished with a team-high 24 multiple hit games. He batted .292 on the year with 11 doubles, two triples and 30 RBI. Junior OF **Ryan Tousey** hit safely in 17 of the final 18 games, including a career-best 15-game streak. The hot streak raised his batting average to .285 to go along with six doubles, six homers and 29 RBI.

HOUSTON

Junior righthander **Ricky Hargrove** enters the 2007 season as the team's leading returning pitcher. A year ago, he finished second on the staff with eight wins and 82 strikeouts in 100.2 innings of work. He continued his success over the summer, when he was named to the 2006 Cape Cod League All-Star Game as a member of the Chatham Athletics.

Sophomore catcher/pitcher **Luis Flores** is expected to continue his unique dual role in 2007. A year ago, Flores finished third on the team with eight home runs, while adding 30 RBI in his role behind the plate. On the mound, he finished second on the team with a 3.00 ERA and was third on the staff with 67 strikeouts and six wins in 87 innings pitched.

Infielder **Dustin Kingsbury** enters his senior season having started 120 consecutive games. One of only three three-year letterwinners on the Cougar squad, Kingsbury batted .290 with a team-high 16 doubles, 5 home runs and 31 RBI last season.

Junior righthander **Aaron Brown** (team-high 28 appearances, 50 K's in 43 IP), senior righthanded transfer **Dereck Cloeren** (Northwestern State) and redshirt freshman southpaw **Wes Musick** are expected to challenge for the remaining two starting spots on the mound. Musick sat out last season after undergoing Tommy John surgery.

Junior OF **Bryan Tully** is the Cougars leading returning hitter this season after placing second with a .322 average in 2006. He added 14 doubles, six home runs and 28 RBI, while producing 21 multi-hit games.

MARSHALL

Marshall boasts a brand-new coaching staff for the 2007 season. **Jeff Waggoner** took over the reins of the Thundering Herd program from Dave Piepenbrink in August after serving as an assistant coach for the past two seasons at North Carolina State. He is assisted by **Tim Adkins**, **Tim Donnelly** and **George Brumfield**.

Marshall competed in its first conference tournament since the 1995 Southern Conference Tourney when it played in the C-USA Championship as the No. 7 seed. The Thundering Herd closed out its 2006 season with losses to Houston and Tulane, but still showed a six-game improvement in the win column.

Senior DH **Brendan Murphy** was named second team All-Conference USA in 2006 and is a 2007 NCBWA Preseason Second Team All-American after batting .315 with 19 doubles, 15 homers and 70 RBI. He finished just three RBI shy of the Marshall single-season record of 73, set by Jason Brooks in 2001. He is Marshall's first All-American since Brooks earned second-team honors following the 2001 campaign. After a fine summer-league season with the Lehigh Valley Catz (Atlantic Coast Baseball League), he was named by Baseball America to the ACBL's Top 10 Prospect List with the No. 8 selection.

Outfielder **Brit Vincent** was one of four Thundering Herd hitters to crack the .300 barrier last season (.301). Vincent played in all but one of the Herd's 54 games and was one of Marshall's best contact hitters with just 21 strikeouts in 208 plate appearances.

Marshall's everyday lineup will take on a much different look this year after losing seven every-day starters to graduation. Those seven starters – Richard Russell, Adam Frederick, Roddy Stieger, Brent Mason, Adam Ptacek, Chris Monaco and Aaron Levinson – started all but a combined 21 out of 378 games last year. Only Murphy and Vincent return to the starting lineup this season.

MEMPHIS

The Tigers reached the semifinals of the C-USA Championship last season for the first time since 2001, posting wins over UAB and Southern Miss. Memphis finished the season with a 32-28 record, an improvement of 19 games in the win column over the 2005 campaign. It marked just the second time it has reached 30 wins since 1995 and the most overall wins since the 1994 team finished 52-11.

Senior 1B **Adam Amar** earned first team All-C-USA honors last season and was named a preseason NCBWA Third Team All-American this year after finishing 2006 with a league-leading .395 batting average, along with 17 doubles, 10 home runs and 66 RBI. In Conference USA games, he was second in batting (.459) and on-base percentage (.525), while leading the league in hits (45) and RBI (38).

Junior CF **K.K. Chalmers** finished the season 39-of-43 on stolen base attempts. The 39 steals allowed him to tie Memphis' single-season record set by former head coach Dave Anderson in 1981. Chalmers has stolen 56 bases in his first two years as a Tiger, good for third on the program's all-time stolen base list.

Senior designated hitter **Joey Lieberman** smacked a team-leading 13 home runs last season and nearly half (20) of his 43 hits went for extra-bases.

Sophomore righthander **Scott McGregor** was named second team All-Conference USA as well as earning a spot on the All-Freshman team after going 7-3 with three complete games.

RICE

Rice made its fifth College World Series appearance in the last 10 years, defeating Georgia and Miami (Fla.) before losing twice to eventual National Champion Oregon State. The Owls set a new Conference USA record for wins in a season with 57, twice had 14-game overall winning streaks last year and a 17-game conference winning streak, the second-longest such streak in league annals.

Rice became the sixth Conference USA school to win the regular season title and tournament title in the same season. The Owls won the regular season title with a 22-2 league record, the best winning percentage (.917) in league history. Rice has now won 11 conference championships in a row, dating back to 1996, as a member of three different leagues. Rice won the last Southwest Conference Championship in 1996 and then nine in a row as a member of the Western Athletic Conference from 1997 to 2005.

Junior SS **Brian Friday** batted .467 in C-USA games, the second-highest average ever in conference play. Overall, he ranked second in C-USA in hits (95) and runs scored (66), while placing eighth in batting (.353).

Freshman OF **Aaron Luna** hit 16 home runs last season, setting a new Owl freshman record, breaking Jose Cruz Jr.'s mark of 13 set in 1993.

The Rice pitching staff ranked in the top five in the nation all season in earned run average (finishing at 3.16) and strikeouts-per-nine-innings (finishing at 9.6). The ERA was the best ever by a C-USA team, eclipsing the 3.20 ERA that the 2002 Houston team posted and the team's 653 strikeouts were a new C-USA record. The Owls also tied Memphis as the top hitting team in Conference USA, batting .315 with league-highs in doubles (162), triples (23) and RBI (485).

A total of 22 Rice baseball players were named to the C-USA Commissioner's Academic Honor Roll their first year in the league in 2006.

SOUTHERN MISS

The Golden Eagles made their fourth consecutive NCAA Championship appearance last season, competing in the Tuscaloosa Regional as the No. 3 seed. At 39-23, Southern Miss finished just one win shy of posting its fourth consecutive 40-win season under head coach **Corky Palmer**.

Senior righthander **Ryan Belanger** is the team's top returning pitcher. In 24 appearances last season, he was 8-3 with a 3.82 ERA. He struck out 62 and walked just 24 in 66 innings pitched.

The Golden Eagles will look to a pair of highly-regarded freshman pitchers for contributions this season. Righthander **Todd McInnis** was named Mr. Baseball in Mississippi after going 10-1 with a 1.25 ERA and 120 strikeouts. Righthander **Jared Cavanaugh** is a two-time All-State performer at Newton County (Miss.) High school and was the Class 3A Player of the Year in 2006 after going 17-1 with a 0.89 ERA and 164 K's.

Southern Miss placed a league-high three players on the C-USA All-Freshman team: shortstop **Brian Dozier**, first baseman **Michael Ewing** and outfielder **Luke Adkins**. Dozier batted .368 with four triples, 11 stolen bases and 39 RBI. Ewing hit .313 with a team-high 15 doubles, eight homers and 41 RBI. Adkins is at .286 with eight round-trippers and 43 RBI.

The Golden Eagles talented young infield received another boost when sophomore third baseman, **James Ewing**, brother of first baseman Michael Ewing, transferred

from Arkansas. In his only season in Fayetteville, Ewing batted .366 in 34 games with a team-high .429 on-base percentage, 12 2B and 22 RBI.

Southern Miss set new records for total attendance (109,200) and average attendance (3,309) at Pete Taylor Park last season.

TULANE

The Green Wave made its ninth straight NCAA appearance last season when the club played in the Oxford Regional as the No. 2 seed. The berth into the NCAA Regionals marked the 10th time in 13 years under head coach **Rick Jones** that Tulane advanced to the postseason, including College World Series appearances in 2001 and 2005.

Sophomore OF **Warren McFadden** earned Conference USA Freshman of the Year honors last season after batting a team-best .382 with 24 doubles and a .457 on-base percentage. He recorded 91 hits (tied for fourth in the league), scored 53 runs and drove in 48.

Junior second baseman **Brad Emaus**, C-USA's Freshman of the Year in 2005, made the move from third to second base last season and finished the year hitting .289 (70-for-242) with 17 doubles, six home runs and 45 RBI. He showed good speed on the base paths with nine steals and committed just nine errors defensively on 297 opportunities. During the summer, Emaus helped the Yarmouth-Dennis Red Sox win the Cape Cod League Championship after hitting .247 (37-for-150) with six home runs. He led Yarmouth-Dennis with seven doubles, 28 RBI and 25 walks.

Junior righthander **Sean Morgan** earned a spot on the All-Conference first team last season, going 8-6 with a 3.51 ERA and 125 strikeouts with just 39 walks.

Sophomore righthander **Shooter Hunt** is expected to make an immediate impact after transferring from Virginia. Ranked the No. 9 prospect in the Cape Cod League last summer after leading the circuit in strikeouts, Hunt appeared in 17 games with the Cavaliers in 2006, striking out 33 batters in 34 1/3 innings pitched.

Senior **Daniel Latham** registered a league-high 14 saves last season and already owns the school and conference records for career saves with 33. He is 16 saves shy of the all-time NCAA record of 49, held by USC's Jack Krawczyk (1995-98). Last season, he appeared in a team-high 35 games, going 5-3 with a 4.35 ERA, while posting a 4-to-1 strikeout-to-walk ratio, fanning 41 batters while walking only 10 in 47 1/3 innings of work.

UAB

2007 marks a new era in UAB baseball as head coach **Brian Shoop** takes over the helm after an impressive stint at Birmingham-Southern. Shoop won 692 games in 17 seasons at BSC and compiled a winning percentage of .692. Nine times Shoop guided his Panther teams to 40-win seasons and saw his club win at least 32 games in 16 of his 17 years. In 2004, his team earned a berth in the NCAA Athens Regional.

UAB returns eight of its nine starters from last season. Leading the pack of returnees is senior catcher **Danny Sawyer** who hit .305, while leading the Blazers in doubles (16) and RBI (47). Senior outfielder **Steven Turner** is also back after hitting .304 and stealing a team-best 13 bases. Senior third basemen **Ryne Lovdahl** will also provide a strong bat in the line-up in 2007 after the slugger left the yard with a team-high eight homers.

Junior RHP **Jimbo Crew** led the team in wins (6), innings pitched (77.1) and strikeouts (49) last season. Opponents batted just .237 against him, lowest on UAB's staff and seventh-lowest in Conference USA.

Some new faces could stir things up at UAB this spring as a handful of players transferred over to UAB from Birmingham-Southern Redshirt sophomore **Brint Hardy** stands out amongst that group, as does sophomore third baseman **Allen Aubin**. Hardy hit .346 with 31 RBI and 18 stolen bases for the Panthers last season, while Aubin hit .283 with 36 RBI. The bullpen will also be aided by some new additions this season as junior right-hander **Dustin Colburn** joins the Blazers from Shelton State CC, while junior lefty **Paul Jones** and redshirt sophomore **James Oliver** have come over from Birmingham-Southern. Another key addition to the pen this season will be freshman **Shay Crawford** from Harding Academy in Bartlett, Tenn.

UCF

The Golden Knights will be looking to rebound from the program's first losing season (23-33) since 1985.

Head coach **Jay Bergman** enters his 25th season at UCF. He has been at the helm for 1,486 Golden Knight games and is scheduled to work game No. 1,500 at home March 3 against Monmouth.

The Golden Knights have only three seniors and three returning juniors on their 2007 roster. The rest of the team is made up of sophomores or newcomers. UCF has three sophomore pitchers who each started at least nine games as a freshman in 2006. Leading that group was lefthander **Mitch Houck**, who went 3-4 with a 4.24 ERA and 70 strikeouts in 63 2/3 innings pitched.

Junior CF **Tyson Auer** led the team in batting last season at .323 and was 17-of-18 in stolen base attempts.

UCF plays 25 of its first 28 games at home. Its only trip away from Orlando until March 27 is a three-game series at LSU Feb. 23-25.



Excellence in Leadership

C-USA has an outstanding reputation for excellence in competition, academics, NCAA compliance, sportsmanship, student-athlete welfare and overall sports services.

Excellence in a Commitment to the Student-Athlete

Less travel distance between schools means less missed class time for the student-athletes.

Student-athletes in C-USA schools have a higher graduation rate than the general student population.

Excellence in Competition

The C-USA football championship game made its debut in 2005, pitting the top teams from the East and West Divisions against one another for the C-USA crown.

Closer proximity allows more fans to travel to away contests. Developing rivalries will be enriched through membership in the same conference and new rivalries will be established.

Excellence in Community Involvement

The conference's footprint is concentrated with 12 members in nine states. The 11 metropolitan areas have a combined population of nearly 17 million.

C-USA schools give back to their communities through volunteer service with local and national organizations.

More than 1.1 million living alumni represent C-USA schools across the nation.

TEAM C-USA: DEDICATED TO EXCELLENCE

Excellence every day. For Conference USA, dedication to excellence is a common thread in athletics, academics and in the community, and the guiding initiative for the league's promising future. Conference USA features 12 nationally prominent, tradition-rich members in East Carolina, Houston, Marshall, Memphis, Rice, SMU, Southern Miss, Tulane, Tulsa, UAB, UCF and UTEP. This combination enhances men's and women's programs that are steeped in athletic success and academic prowess. Together, we are dedicated to excellence, integrity and leadership in athletics, academics and in our communities.

All C-USA institutions sponsor Division I-A football, along with several other men's and women's athletic programs, many of which compete regularly for NCAA Championships. C-USA sponsors competition in 19 sports - nine for men (baseball, basketball, cross country, football, golf, soccer, tennis and indoor and outdoor track and field) and 10 for women (basketball, cross country, golf, softball, soccer, swimming and diving, tennis, indoor and outdoor track and field and volleyball).

The league sponsors numerous academic awards, including the Commissioner's Honor Roll and the Commissioner's Academic Medal, indicative of outstanding achievement in the classroom. C-USA annually awards six postgraduate scholarships, along with the Sport Academic Award, Scholar Athletes of the Year and the Institutional Academic Excellence Award.

SUCCESS ON THE PLAYING FIELD

Conference USA performers have achieved great success in competition, placing the league among the top conferences in the nation.

Football

- Rated among the top seven conferences in the nation
- 38 teams have earned bowl bids
- Member of the Bowl Championship Series
- Bowl tie-ins with the AutoZone Liberty Bowl, GMAC Bowl, Sheraton Hawai'i Bowl, Bell Helicopter Armed Forces Bowl, Papajohns.com Bowl, R+L Carriers New Orleans Bowl and Texas Bowl

Men's Basketball

- Consistently rated as one of the top basketball leagues in the country
- 72 postseason teams (40 NCAA and 32 NIT)
- Strong fan support, drawing more than one million fans each season
- Two Final Four teams
- Five Elite Eight NCAA Tournament teams
- One NIT Champion
- Four NIT semifinalists

Women's Basketball

- 39 NCAA Tournament appearances
- 25 WNIT appearances
- One team in the NCAA Sweet 16
- Two WNIT semifinalists

Baseball

- 35 NCAA appearances
- Three College World Series appearances in 2006, 2005 and 2001
- Eight Super Regional appearances
- Has produced at least four NCAA teams in each of the last five seasons

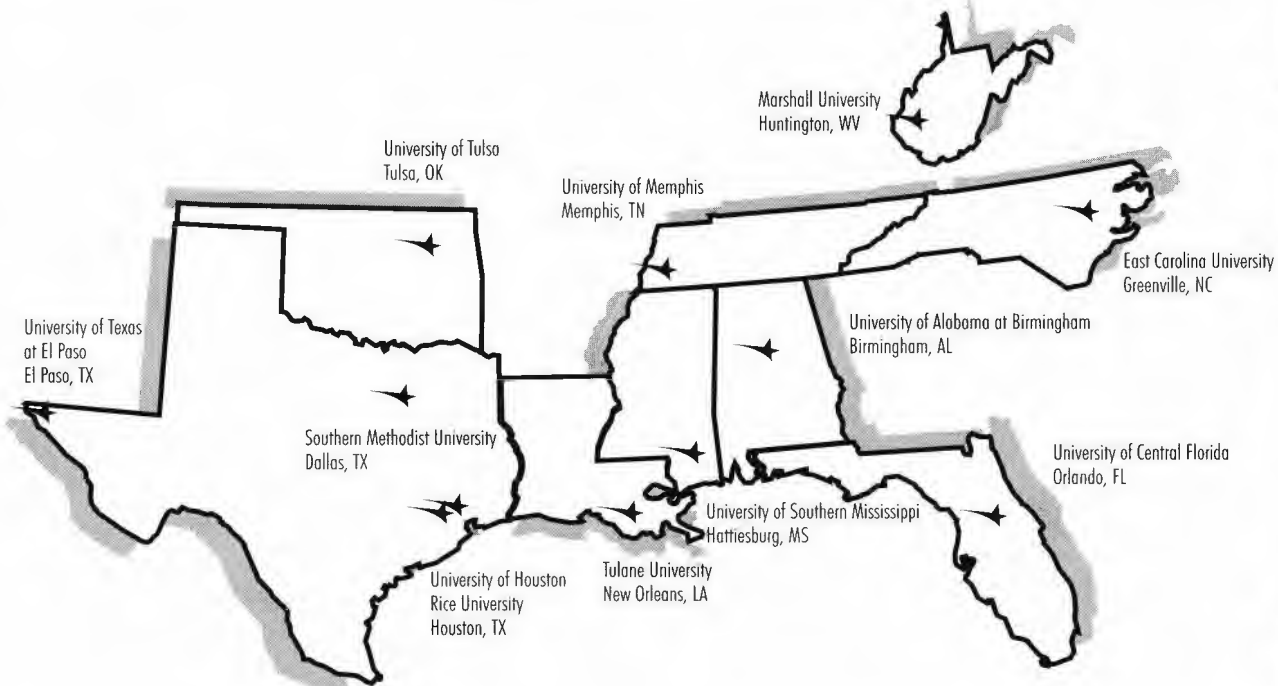
In addition, 28 volleyball teams, 38 men's and women's soccer teams and 17 softball teams have earned NCAA Tournament bids. C-USA has sent three men's soccer teams to the NCAA College Cup, five softball teams to the Women's College World Series and three volleyball teams to the Sweet 16. The league has also had three national champions in NCAA track and field competition, one national champion in diving and numerous NCAA individual and team competitors in cross country, golf, swimming, tennis and track and field. Overall, Conference USA teams and individuals have made more than 420 NCAA appearances.

SUCCESS OFF THE FIELD

C-USA institutions are among the nation's best in academic performance among student-athletes, bolstered by the fact that student-athletes at league schools have a higher graduation rate than the general student population. Among C-USA's 5,000 student-athletes, there are champions off the playing field as well. In 11 years, 92 student-athletes earned national ESPN The Magazine Academic All-America honors, while 282 were named All-District. In addition, more than 11,000 student-athletes have been named to the Commissioner's Honor Roll or received the Commissioner's Academic Medal, indicative of outstanding achievement in the classroom.

C-USA ON TV

C-USA enjoys significant television exposure through its partnerships with ESPN Inc. and College Sports Television Networks (CSTV). The league entered into long-term agreements with both ESPN and CSTV, which, combined, provides C-USA with significant national and regional exposure for football, men's and women's basketball, and all other conference sports. Additionally, the CSTV agreement includes video-on-demand, Internet, broadband, national over-the-air and satellite radio, and wireless distribution as well as corporate marketing rights, and website production through CSTV Online, a subsidiary of CSTV. The agreement with ESPN extends the conference's current regular season football package to include the broadcast of the conference's Football Championship Game. It also encompasses distribution of men's basketball and women's basketball on ESPN/ESPN2 and both tournament championship games.



C-USA IN THE COMMUNITY

The conference's footprint is concentrated with 12 members in nine states and a combined area population of nearly 17 million. More than 1.1 million living alumni represent C-USA schools across the nation. With a renewed commitment to community involvement, the conference has begun development of several initiatives to maintain strong ties in C-USA cities, as well as with fans and alumni across the country. C-USA schools also place a priority on giving back to their communities through volunteer service with local and national organizations.

GOVERNANCE

Along with the ACC, Big East, Big Ten, Big 12, Pac-10 and SEC, Conference USA is one of the seven conferences having significant representation in the NCAA governance structure. The Presidents of the member institutions serve as the league's Board of Directors. Dr. Carol Garrison of UAB began her first year as chair of the Board of Directors in 2005-06 and will serve in that capacity again in 2006-07.

A PROUD HISTORY; A PROMISING FUTURE

Conference USA was formed in 1995 and quickly emerged as one of the nation's top conferences. The conference unveiled its name, logo and commissioner on April 24, 1995 in Chicago. The league's charter members included Charlotte, Cincinnati, DePaul, Houston, Louisville,

Marquette, Memphis, Saint Louis, Southern Miss, Tulane, UAB and USF. Eleven of the institutions began athletic participation in 1995, while Houston joined competition in the fall of 1996.

The league's headquarters were established in Chicago and after nine years, relocated to the current office in Irving, Texas. Britton Banowsky was named Commissioner in October 2002, succeeding Mike Slive, the league's first commissioner.

C-USA added East Carolina (September, 1996) and the United States Military Academy (March, 1997) as football members. ECU began league competition in 1997; Army in 1998 and UAB began football play in 1999. The league added TCU and ECU (1999) for all sports and they began competition in 2001. USF started C-USA football in 2003.

After celebrating its 10th Anniversary during the 2004-05 season, C-USA began a new chapter in 2005-06 when its current membership came together to form the new look of the league.

Since its formation, C-USA has established a strong foundation, an identity and a history that reflects the league's national presence. Eleven years of remarkable history has reinforced the league's position in collegiate athletics, setting the course for the next decade and beyond.

METRO AREA POPULATION

City	Rank	Population
Dallas	9	5,221,801
Houston	10	4,669,571
Orlando	28	1,644,561
New Orleans	35	1,337,726
Memphis	44	1,135,614
Birmingham	55	921,106
Tulsa	59	803,235
El Paso	64	679,622
Huntington	128	315,538
Greenville	222	133,798
Hattiesburg	250	111,674
TOTALS		16,974,246

Courtesy: U.S. Census Data 2000

TV DEMOGRAPHICS

Market	TV Hshlds
Dallas-Fort Worth	2,255,970
Houston	1,848,770
Orlando	1,263,900
Birmingham	697,570
New Orleans	665,190
Memphis	662,180
Tulsa	505,000
Huntington	495,190
El Paso	283,870
Greenville	270,560
Hattiesburg	242,390
TOTALS	9,187,700

Courtesy: onsport



COMPETITIVE HIGHLIGHTS

- 115 Bowl appearances (41 since 1994)
- 110 NCAA Appearances in Men's Basketball (25 since 1994)
- Eight Men's Basketball Final Four Appearances and One National Championship
- 2002 NIT Champions (Memphis) and 2001 NIT Champions (Tulsa)
- 43 NCAA appearances in Women's Basketball (31 since 1994)
- 90 NCAA Appearances in Baseball (51 since 1995)
- Nine College World Series Appearances (2003 National Champions - Rice)
- 18 NCAA appearances in Volleyball in the last 12 years
- Two Softball College World Series Appearances
- One Men's Soccer College Cup Appearance
- 17 Men's Golf National Championships
- Two Women's Golf National Championships
- 22 National Championships in Track and Field and Cross Country

BASEBALL HIGHLIGHTS

- Nine College World Series Appearances
- 2003 National Champions - Rice
- At least one College World Series team in six of the last eight seasons.
- 90 NCAA Appearances in Baseball (51 since 1995)
- Five National Players of the Year since 1995
- Five National Freshman of the Year since 1995
- 94 players have been All-Americans since 1995
- Schools have combined to win 40 or more games 45 times in the last 11 years
- Has had a team ranked No. 1 in the nation in each of the last three regular seasons

MORE COMPETITIVE HIGHLIGHTS

Football - 115 (41 since 1995) all-time bowl appearances

Men's Basketball - Conference USA teams have earned a combined 178 post-season bids (104 NCAA Tournament berths and 74 invites to the NIT)

Women's Basketball - C-USA women's basketball has made 43 NCAA appearances (31 since 1994) and 23 WNIT outings

Volleyball - C-USA schools have made 18 NCAA appearances in the last 12 years

Men's Soccer - C-USA regular season and tournament champion SMU made its 13th straight NCAA appearance in 2006, along with UAB

Women's Soccer - All 12 schools field a women's soccer program, with three C-USA teams qualifying for the 2006 NCAA Tournament

Softball - C-USA has sent three teams to the Women's College World Series since sponsoring the sport in 2000

Women's Cross Country - UAB won the 2006 Cross Country Championship and the league had two individuals place in the Top 35 at the NCAA championships

Men's Cross Country - UTEP, ranked among the Top 10 nationally, earned C-USA Championship and fourth place a second straight finish in the NCAA Mountain Regional.

Men's Track & Field - UTEP has one of the most storied track programs in the NCAA, with seven NCAA Indoor Championships and six NCAA Outdoor Championships

Women's Track & Field - Olympic Gold Medalist Leroy Burrell, an 11-time C-USA Coach of the Year and one of the premier names in U.S.A. Track and Field, led Houston to C-USA Indoor and Outdoor titles in 2006

Men's Golf - Twelve NCAA individual medalists come from C-USA schools, with Houston winning eight, Tulane three and Memphis one

Women's Golf - Three C-USA women's golf programs were ranked in Golf World's Top 25 last season

Men's Tennis - Five of the nine C-USA schools have advanced to the NCAA Championship, while those five combine for an impressive 39 appearances

Women's Tennis - C-USA women's tennis programs boast 21 All-Americans

Swimming & Diving - SMU finished seventh at the NCAA Championship in 2005 and 2006

CONFERENCE USA

10

2007 C USA BASEBALL

CUSA™



Conference USA is dedicated to excellence in athletics, academics and community service. C-USA places an emphasis on academic achievement for its student-athletes, encouraging an environment for academic success. In addition to student-athletes representing the league on ESPN The Magazine Academic All-America teams, C-USA has several academic award programs that are featured below. A total of 1,517 student-athletes earned recognition to the Commissioner's Honor Roll during the 2005-06 academic year, with 241 earning the Academic Medal. Fourteen student-athletes earned national academic all-america honors, while 66 were recognized at the district level.

ACADEMIC AWARDS

Institutional Academic Excellence Award

Awarded to the institution with the highest overall student-athlete GPA in Conference sponsored sports.

Sport Academic Award

Awarded to the team in each Conference sponsored sport with the highest GPA for the current academic year.

Commissioner's Honor Roll

Awarded to student-athletes in Conference sponsored sports that have achieved a 3.0 cumulative GPA or above.

Commissioner's Academic Medal

Awarded to student-athletes in Conference sponsored sports that have achieved a 3.75 cumulative GPA or above.

Scholar Athlete of the Year Award

Awarded to the top student-athlete in each Conference sponsored sport as determined by the Faculty Athletics Representatives. The award is based on academic achievement (GPA - 3.0 or better), athletic achievement and service.

Post-Graduate Scholarships

Twelve awards of \$4,000 each for graduates of each academic year. The Faculty Athletic Representatives will determine the recipients at the Conference's Spring meetings. At least two awards must go to women and two to men. Recipients of the Conference USA post-graduate scholarships must enroll in a graduate program within three years of receipt of the award.

2005-06 Commissioner's Honor Roll - Baseball

(*indicates Academic Medal winners)

EAST CAROLINA

Stephen Batts
Chris Buss
Jacob Dean
Mike Flye
T.J. Hose
Dale Mollenhauer
Chris Powell
Drew Schieber
Ryan Tousley

HOUSTON

Jeremy Aranda
Joshua Aranda
Clayton Boone
Aaron Brown
Bryan Colquitt
Donald De Regnier
Brett Logan
Mark McGonigle
Josh Stirneman*
Brian Temko
Cody Waller
Matt Weston
Chris Wright

MARSHALL

Andrew Blain
Brendon Bump
Adam Frederick
Mike Gielarowski
Derek Hagen
William Hagen
Sean Holliday
Jacob Johnson
Chris Koutsavlis
Clay Maddox
Jimmy Mathias
Jeremy Slone
James Stanley

MEMPHIS

Marc Ashley*
Collin Bastien
Zach Clark
Alex Fennell
Stephen Gostkowski
Ben Grisham
Josh Irvin
Andrew Jaudon
Mark Jobe*
Brennon Martin
Scott McGregor
Michael Murray
Chris Newsom
Chris Novikoff

NEIL SCHENK*

Tim Senter
Chris South
Jordan Tolliver
Trey Wiedman
Matt Yokley

RICE

Bobby Bell
Bobby Bramhall
John Christovich
Bryce Cox
Craig Crow
Eddie Degerman
Kyle Forrest*
Brian Friday
Kyle Gunderson
Paul Henley
Danny Lehmann
Chad Lembeck
Scott Lonergan
Colin Metheny
William McDaniel
Garrett Pennington
Kurt Pessa*
Joe Savery
Cole St.Clair
Ryne Tacker
Michael Taylor
Jacob Yunis

SOUTHERN MISS

Bryan Adams
Ryan Belanger
Bo Davis
Jeremy Davis
Michael Ewing
Patrick Ezell
Bailey Hartel
Marc Maddox*
Trey Sutton
Keith Winstead

TULANE

Devin Barnett
Cat Everett
Matt Goebel
Brandon Gomes
Mark Hamilton
Robert Kimmons
Daniel Latham
Rustin Rebowe
Marc Robert
Robert Whitman
Chris Worster

UAB

Phillip Bell
Kevin Cope
Brandon Flaherty
Derek Hanks
Ryan Metcalf
Chandler Miller
Drew Murray
Donald Muth
Jacob Roberson
Mikael Saway*
Ben Styles

UCF

Bryan Bennett
Tyler Bunnell*
Taylor Cobb
Jon Cooper
David DiNatale
Chadd Hartman
Mitch Herold
Matt Horwath
Danny Kash
Dave Lambert
Matt Lambert
William Stroop
Frederico Vazquez*
Leon Williams

Scholar Athlete Award

Marc Maddox,
Southern Miss

Sport Academic Award

Rice

Institutional Excellence Award

Rice

2005-06 C-USA Co-Male Athlete of the Year

Brad Lincoln, Houston

2005-06 ESPN The Magazine Academic All-America

First Team Academic All-America

Garrett Mills, Tulsa (Football)
Courtney Baines, UCF (Women's Soccer)
Matt Wiley, Tulsa (Men's Soccer)
Marc Maddox, Southern Miss (Baseball)
Eddie Degerman, Rice (Baseball)

Second Team Academic All-America

Jami Tullius, UTEP (Women's Soccer)
Charity Butler, Southern Miss (Softball)
Flavia Rigamonti, SMU (Women's Swimming)
Sebastian Falk, UAB (Men's Tennis)

Third Team Academic All-America

Kimber Bailey, SMU (Women's Soccer)
Jared Britcher, Memphis (Men's Soccer)
Andy Metcalf, Memphis (Men's Soccer)
Heidi Krug, East Carolina (Volleyball)
Blair DiSesa, Rice (Women's Tennis)



CONFERENCE USA

11

2007 C-USA BASEBALL



Partners in the Community


Conference USA is committed to excellence in athletics, academics and community involvement. C-USA student-athletes and teams have achieved success on the playing field and in the classroom, however, league schools have also made a strong commitment to their communities through visits to local elementary schools, children's hospitals and families at a local Ronald McDonald House or assisting on Habitat for Humanity projects.

Conference USA encourages all of these community initiatives and community service projects are a part of several C-USA Championships. C-USA has also participated in a variety of national programs through partners like CSTV and the Fields & Dreams Foundation and Team Focus with the GMAC Bowl.

C-USA Commissioner Britton Banowsky and members of the conference office staff have also participated in community projects. Conference USA also had a unique opportunity to partner with Nike and the Nike PE2GO program in Memphis, site of the men's basketball championship. PE2GO was launched three years ago at Memphis City Schools. It was designed to promote good health and physical activity among fourth and fifth graders, using a special classroom curriculum in conjunction with a series of physical activities specially designed by Nike coaches. Nike spends more than \$10,000 on teacher training and equipment at 21 Memphis City Schools.



Kids at the Salvation Army Women and Children's Shelter in Orlando were visited by some UCF football players and C-USA Commissioner Britton Banowsky the day before the Golden Knights played in the inaugural C-USA Football Championship. The kids received t-shirts, bracelets and received autograph posters from the UCF players.



In conjunction with the C-USA Men's Basketball Championship, student-athletes from UTEP visited Sea Isle Elementary School enjoying time with the kids and participating in some basketball activities as part of the Nike PE2GO. In addition, 21 elementary schools received 100 free tickets to the tournament and were recognized for their involvement in PE2GO during one of the four-day tournament's sessions.





The UCF women's basketball team helped build the frame on a Habitat for Humanity house jointly sponsored by HomeBanc Mortgage and the UCF Athletics Association, Inc. Several UCF teams, including men's and women's basketball, softball and football, contributed their time and muscle to the project during the summer of 2005 and the house was dedicated earlier this spring.



Women's Basketball Players Visit Texas Scottish Rite Children's Hospital

In conjunction with the 2006 Conference USA Women's Basketball Championship in Dallas, student-athletes, cheer groups and pep band members from tournament host SMU and several other schools visited the Texas Scottish Rite Hospital for Children on March 3-4.



Women's tennis players from Houston, SMU, Tulsa and UAB read to and answered questions from kindergartners through third graders at Bradfield Elementary school in Garland, Texas, prior to the C-USA Championship.



For more information on C-USA in the Community, visit ConferenceUSA.com and click on the In the Community icon.



CONFERENCE USA

13

2007 C-USA BASEBALL





C-USA MILESTONES

14

2007 C-USA BASEBALL



- April 24, 1995** The conference name, logo and commissioner are unveiled at Harry Caray's Restaurant in Chicago.
- September 1995** Eleven Conference USA institutions begin the first season of competition. On September 2, Charlotte defeats Memphis in women's soccer in the first conference match between C-USA schools.
- December 1995** The Missouri Athletic Club names Matt McKeon of Saint Louis National Player of the Year in men's soccer.
- March 24, 1996** Cincinnati becomes the first men's basketball team in Conference USA to reach the Elite Eight of the NCAA Tournament.
- March 25, 1996** Tulane becomes the first men's basketball team in Conference USA to reach the NIT Final Four.
- May 8, 1996** UAB and USF are the first teams to represent C-USA at the NCAA Men's Tennis Championship.
- May 23, 1996** Tulane and USF are the first teams to represent C-USA at the NCAA Baseball Championship.
- June 1996** USF pitcher Mark Roberts becomes the first C-USA player taken in the Major League Baseball Draft, going to the Chicago White Sox in the fourth round.
- June 1996** Memphis forward Lorenzen Wright becomes the first C-USA men's basketball player taken in the NBA Draft, selected by the Los Angeles Clippers with the seventh overall selection.
- August 1996** Houston joins league competition, giving the league 12 teams in conference sport competition.
- August 30, 1996** Tulane upsets preseason favorite Cincinnati in the inaugural C-USA football game in Cincinnati, Ohio.
- September 4, 1996** C-USA announces the addition of East Carolina for football competition beginning with the 1997 season.
- November 2, 1996** Cincinnati's men's cross country team becomes the first C-USA squad to win back-to-back tournament championships.
- November 9, 1996** Memphis upsets No. 6 Tennessee, 21-17, at Liberty Bowl Memorial Stadium, the highest ranked football opponent that a C-USA team has defeated.
- December 13, 1996** Louisville is the first C-USA volleyball team to reach the Sweet 16 of the NCAA Championship.
- December 13, 1996** Charlotte becomes the first team in Conference USA to reach a national semifinal and the first men's soccer team to represent the league at the NCAA Men's Soccer Final Four.
- December 31, 1996** Houston becomes the first football team to represent C-USA at a postseason bowl when it earns an invitation to the Liberty Bowl in Memphis, Tenn., as C-USA's first regular season football champion (shared with Southern Miss).
- February 18, 1997** The Marquette rifle team becomes the first Conference USA team to win back-to-back regular season conference championships.
- March 9, 1997** Conference USA sends a record five teams to the NCAA Women's Basketball Championship (DePaul, Louisville, Marquette, Memphis and Tulane).
- March 10, 1997** C-USA announces the addition of the United States Military Academy in football competition beginning with the 1998 season.
- April 19, 1997** Houston running back Antowain Smith becomes the first C-USA player taken in the NFL Draft when the Buffalo Bills select him in the first round.
- May 1997** Kim Williams of DePaul was selected by the Utah Starzz in the fourth round of the inaugural WNBA Draft, becoming the first C-USA women's basketball player to be drafted.
- May 9, 1997** Elisa Penalvo of Marquette is the first women's tennis player to represent C-USA at the NCAA Women's Tennis Individual Championship.
- May 9, 1997** Marquette, USF and Houston are the first teams to represent C-USA at the NCAA Women's Tennis Championship.
- September 6, 1997** East Carolina plays its first football game in Conference USA.
- September 12, 1997** The UAB men's soccer team posts the league's first win over a No. 1-ranked team in any sport when it defeats No. 1 UCLA, 2-0.
- November 15, 1997** Cincinnati becomes the first women's soccer team to represent C-USA at the NCAA Championship.
- November 18, 1997** Conference USA places a record four men's soccer teams in the NCAA Championship. Charlotte, Marquette, Saint Louis and USF represent C-USA.
- December 12, 1997** Saint Louis becomes the second C-USA men's soccer team to reach the NCAA Final Four.
- December 29, 1997** Conference USA posts its first-ever bowl victory as Cincinnati defeats Utah State in the Humanitarian Bowl in Boise, Idaho.
- May 1998** Robert Samuelsson of Tulane is the first men's tennis player to represent C-USA at the NCAA Men's Tennis Individual Championship and the first All-American in C-USA men's tennis history.
- May 1998** Houston finishes 27th at the NCAA Men's Outdoor Track and Field Championship, the highest finish for a C-USA team.
- September 19, 1998** Army plays its first football game in Conference USA.
- November 28, 1998** Cincinnati posts the conference's first men's basketball victory over a No. 1 team, defeating top-ranked Duke at the Great Alaska Shootout.
- December 11, 1998** Louisville makes its second trip to the Sweet 16 in the NCAA Volleyball Championship.
- December 31, 1998** Tulane caps off an undefeated (12-0) football season with a win over BYU in the AXA Liberty Bowl.
- January 3, 1999** Tulane finishes ranked No. 7 in both final polls, the highest ranking ever for a Conference USA football team.
- March 20, 1999** Memphis is the first women's basketball team to represent Conference USA at the Final Four of the WNIT.
- April 23, 1999** Houston posts the conference's first baseball victory over a No. 1 team, defeating top-ranked Rice.
- September 25, 1999** UAB plays its first football game in Conference USA.
- October 12, 1999** Conference USA adds Texas Christian University (TCU) and East Carolina University for competition in all sports. The league also announces that USF will begin league play in football in 2003.
- November 1999** Kenneth Svendsen of Charlotte finishes 23rd at the NCAA Men's Cross Country Championship, the highest finish in this race for a C-USA student-athlete.
- November 1999** C-USA champion Hanne Lyngstad of Tulane records the highest finish ever by a C-USA cross country student-athlete, finishing fourth at the NCAA Championship.
- December 1999** Andrew Bayes of East Carolina is the first consensus All-American in C-USA football history.
- March 2000** Kenyon Martin of Cincinnati becomes the league's first student-athlete to earn National Player of the Year honors, winning the John Wooden Award, the Naismith Award and the Oscar Robertson Trophy.
- March 19, 2000** UAB becomes the first women's basketball team in C-USA to reach the Sweet 16 of the NCAA Tournament.
- May 2000** The Houston men's golf team finishes fourth at the NCAA Championship, the highest-ever finish for a C-USA team.
- May 2000** Jenny Adams of Houston wins the first national championship for C-USA in women's outdoor track in the long jump. Houston records the highest finish for a C-USA team at that event, placing eighth.
- May 2000** Courtney Blades of Southern Miss is the league's first women's softball All-American.
- May 25, 2000** In the league's first season of softball competition, DePaul and Southern Miss make the league's first appearances in the Women's College World Series in Oklahoma City.
- May 25, 2000** Conference USA introduces a new family of logos, part of a comprehensive program designed to reinforce the league's athletic and national emergence.
- June 2000** Southern Miss pitcher Courtney Blades is named the Honda National Softball Player of the Year.
- June 28, 2000** Kenyon Martin of Cincinnati becomes the league's first No. 1 overall pick in a professional draft when he is selected by the New Jersey Nets.
- November 2000** Rhegan Hyypio of Marquette is the first women's soccer student-athlete from Conference USA to be named first team All-America, receiving the honor from Soccer America.
- December 2000** Cincinnati's Jonathan Ruffin is the first C-USA player to win the Lou Groza Award, given to the nation's best placekicker.
- December 2000** For the first time in its five-year football history, Conference USA sends four teams to bowl games. Cincinnati (Motor City), East Carolina (galleryfurniture.com), Louisville (AXA Liberty) and Southern Miss (GMAC) represent C-USA in the postseason.
- March 2001** Houston women's indoor track finishes seventh at the NCAA Championship, the highest finish for a C-USA team.
- March 2001** Jenny Adams of Houston becomes the first female indoor track national champion for C-USA after winning the long jump at the NCAA Indoor Track and Field Championship.
- March 27, 2001** Memphis men's basketball reaches the NIT Final Four.
- May 12, 2001** USF women's golf finishes 23rd at the NCAA Championship, posting the highest finish for a C-USA team.
- May 12, 2001** Megan Francella of Memphis becomes the first women's golfer to represent C-USA at the NCAA Championship.
- June 8, 2001** Tulane becomes the first team to represent C-USA at the College World Series in Omaha, Neb.
- August 25, 2001** TCU plays its first football game in Conference USA.
- December 2001** Tulane kicker Seth Marler becomes the second straight C-USA player to win the Lou Groza Award.

February 2002 Vonetta Jeffery becomes the first former C-USA student-athlete (and current C-USA coach) to win an Olympic gold medal, after winning the two-person bobsled event in Salt Lake City, Utah.

March 3, 2002 Cincinnati extends its record string of regular season men's basketball championships to seven.

March 29, 2002 Memphis becomes the first men's basketball team in Conference USA to win the NIT Championship in New York, marking C-USA's first team national title.

May 27, 2002 Conference USA receives five bids to the NCAA Baseball Championship, tying for the most NCAA teams by a sport in a single season. East Carolina, Houston, Louisville, USF and Tulane are chosen.

June 1, 2002 TCU's Adam Rubinson finishes second at the NCAA Men's Golf Championship, the highest finish for a C-USA student-athlete at that event.

June 2002 Houston pitcher Brad Sullivan becomes the first Conference USA Baseball player to be named a consensus All-American.

September 16, 2002 Louisville defeats No. 4 Florida State, giving C-USA its highest ranked football win ever.

October 21, 2002 Britton Banowsky named second Commissioner of Conference USA.

November 2002 For the first time ever, Conference USA sends three teams to the NCAA Women's Soccer Tournament.

December 2002 USF's Michelle Collier becomes the first volleyball player in league history to earn All-America honors, being named to the AVCA third team.

December 2002 For the first time in league history, Conference USA sent five teams to bowl games. TCU (AXA Liberty), Louisville (GMAC), Southern Miss (Houston), Tulane (ConAgra Foods Hawaii) and Cincinnati (New Orleans) each represent the league in postseason action.

March 2003 Yulia Pakhalina becomes the first C-USA diver to earn three NCAA titles on the three-meter board and two crowns on one-meter.

March 2003 Conference USA sends five teams to the NCAA Women's Basketball Championship, tying for the most bids in league history. Charlotte, Cincinnati, DePaul, TCU and Tulane each earned bids.

March 2003 DePaul becomes the first C-USA softball team to defeat the nation's top-ranked team, beating No. 1 and eventual national champion UCLA.

April 2003 Conference USA sends a record four teams to the NCAA Women's Golf Championship (East Carolina USF, TCU and Tulane).

April 2003 Marquette becomes the first C-USA men's basketball team to reach the NCAA Final Four.

May 2003 Tulane becomes the first C-USA men's tennis team to reach the round of 16 at the NCAA Championship.

November 4, 2003 Conference USA announces the addition of five schools that will begin competition in the league beginning with the 2005-06 season: Marshall, Rice, SMU, Tulsa and UCF.

November 4, 2003 Cincinnati, DePaul, Louisville, Marquette and USF announce that they will leave Conference USA at the end of the 2004-05 athletic season to join the Big East Conference.

November 10, 2003 TCU is ranked sixth in the BCS rankings, marking the highest ranking that any non-BCS league school has ever achieved in the poll.

November 10, 2003 Charlotte and Saint Louis accept invitations to become members of the Atlantic 10 Conference, beginning with the 2005-06 athletic season.

December 2003 Vedad Ibisevic of Saint Louis becomes the first C-USA Men's Soccer player to be named National Freshman of the Year.

January 11, 2004 For the first time in league history, three C-USA women's basketball teams are ranked in the Top 25, as DePaul, Houston and TCU are each nationally-ranked.

March 6, 2004 Conference USA becomes the first Division I league in more than 20 years to have five teams tie for a regular season men's basketball championship. Charlotte, Cincinnati, DePaul, Memphis and UAB each earn a share of the regular season crown.

March 14, 2004 Conference USA sends a record six teams to the NCAA Men's Basketball Tournament, the highest number of bids in any sport in league history. Charlotte, Cincinnati, DePaul, Louisville, Memphis and UAB each advanced to NCAA play and all posted 20 or more victories.

March 15, 2004 Houston becomes the first C-USA women's basketball team to be ranked in the Top 10, finishing No. 9 in the AP poll.

March 2004 Conference USA produced an all-time high of 17 postseason basketball teams (6 NCAA Men, 4 NCAA Women, 2 NIT, 5 WNIT).

March 2004 C-USA advances four men's basketball teams and four women's basketball teams to the second round of the NCAA Tournament. It is the first time that either sport has advanced four teams to the second round in the same season.

March 21, 2004 UAB's men's basketball team advances to its first Sweet 16 since 1982 with a win over top-seeded Kentucky. It marks the second straight year that a C-USA team has defeated the No. 1 overall seed Wildcats in the NCAA Tournament.

April 2004 Houston's Joe Curl becomes the first C-USA women's basketball coach to earn National Coach of the Year accolades, garnering that honor from the Associated Press, USBWA and ESPN.com.

April 2004 Houston's Chandi Jones becomes the first C-USA women's basketball player to earn consensus All-America honors. In achieving that status, she became the first player in league history to be named to the Kodak All-America team.

April 30, 2004 The University of Texas at El Paso (UTEP) officially becomes a member of Conference USA, effective July 1, 2005.

May 16, 2004 Conference USA sends a record five teams to the NCAA Softball Championship. DePaul, Houston, Louisville, USF and Southern Miss each earn bids.

May 16, 2004 Tulane becomes the first C-USA women's tennis team to reach the round of 16 at the NCAA Championship.

May 31, 2004 Tulane's Michael Kogan becomes the first C-USA men's tennis player to advance to the NCAA Singles Championship match before falling to Baylor's Benjamin Becker.

June 7, 2004 For the first time in league history, C-USA sends two baseball teams to the NCAA Super Regionals when East Carolina and Tulane both advance.

July 1, 2004 The conference office relocates to Irving, Texas.

December 4, 2004 Louisville earned its third Sweet Sixteen appearance in the NCAA Volleyball Championship.

January 5, 2005 Louisville finishes sixth in the final Associated Press football poll, the highest ranking ever for a C-USA team.

January 5, 2005 Tulane ranked No. 1 in Baseball America's preseason poll, the first time other than men's basketball, a C-USA team earned a No. 1 ranking.

January 2005 Louisville's football team finishes the season ranked No. 6 in the final Associated Press poll, marking the highest final ranking in C-USA history.

January 2005 Tulane becomes the first Conference USA baseball team to be ranked No. 1, earning the top ranking in Baseball America's preseason poll.

February 11, 2005 East Carolina freshman LaShawn Merritt posted the third-fastest indoor 400-meter time in world history, making him the second-fastest man ever indoors. The time is slower than only the legendary Michael Johnson's world record of 44.63, set in 1995, and Johnson's 1996 time of 44.66. It is the fastest time ever run by a junior (19-and-under) athlete indoors and also established a new NCAA, Conference USA and East Carolina record.

March 28, 2005 Louisville's men's basketball team completes a furious second-half rally to defeat Washington and advance to the NCAA Men's Final Four in St. Louis. The Cardinals become the second C-USA team to reach the Men's Final Four.

April 24, 2005 East Carolina's Ricky Brooks throws the first no-hitter in a Conference USA baseball game, blanking Memphis, 3-0. He is only a dropped third strike away from tossing a perfect game.

May 2005 TCU's Ana Cetnik and Story-Tweedie Yates advance to the semi-finals of the NCAA Women's Tennis Doubles Championship.

May 28, 2005 DePaul defeats Northwestern to become the third Conference USA softball team to reach the Women's College World Series.

June 2005 C-USA sends a record 20 individual competitors to the NCAA Women's Outdoor Track and Field Championships.

June 2005 Tulane becomes the first C-USA school to earn the No. 1 national seed in the NCAA Baseball Championship. The Green Wave go on to become the second league team to advance to the College World Series.

July 1, 2005 Marshall, Rice, SMU, Tulsa, UCF and UTEP officially become members of Conference USA.

December 3, 2005 Conference USA hosts its inaugural football championship at the Florida Citrus Bowl. Tulsa defeated UCF, 44-27, to earn the league's first championship crown.

December 9, 2005 SMU becomes the first team to play in the Men's Soccer College Cup since 1997.

December 2005 Conference USA sends a league-record six teams to postseason bowl games. Tulsa (AutoZone Liberty), UTEP (GMAC), UCF (Sheraton Hawai'i), Houston (Forth Worth), Southern Miss (New Orleans) and Memphis (Motor City) represented the league in postseason action.

March 12, 2006 Memphis men's basketball earns a No. 1 seed in the NCAA Tournament.

June 13, 2006 Rice advances to its fifth College World Series in the last 10 years.

June 16, 2006 Houston's Brad Lincoln is named the 2006 winner of the Dick Howser Trophy.

C-USA MILESTONES

15

2007 C-USA BASEBALL

C-USA



C-USA
COMMISSIONER

16

2007 C-USA BASEBALL

COMMISSIONER BRITTON BANOWSKY

In his fifth year as Commissioner of Conference USA, Britton Banowsky directs a league that is focused on excellence in athletics, academics and the community with his progressive leadership.

Under his direction, Conference USA has maintained a solid foundation, developed a strong identity and reinforced its position in collegiate athletics.

With a wealth of experience in intercollegiate athletics, Banowsky became the new Commissioner of Conference USA on October 28, 2002. He is only the second Commissioner in C-USA replacing Mike Slive, who held the reins since the Conference's inception in 1995. Banowsky arrived in his new role during a dynamic time in intercollegiate athletics. With schools changing allegiances among their conference memberships, Banowsky led the Conference through a transitional period and orchestrated a restructured Conference USA that began competition in August 2005.

Six nationally prominent universities – Marshall, Rice, SMU, Tulsa, UCF and UTEP – joined tradition-rich members – East Carolina, Houston, Memphis, Southern Miss, Tulane and UAB – to form the new look of the league. Twelve members are concentrated within nine states, with four members in the state of Texas. As a result, the Conference headquarters were moved from Chicago to Irving, Texas during the summer of 2004.

With the realigned membership in place, Banowsky guided Conference USA through a 10th Anniversary celebration and transition to a 12-team league competing in all sports. The new Conference USA entered into a long-term agreement with CSTV and renewed its partnership with ESPN, ensuring significant national and regional television exposure into the next decade. The league secured six bowl tie-ins for postseason football participation and achieved a significant milestone when the inaugural Football Championship made its debut in 2005. The Conference recently completed a five-year strategic plan which establishes clear direction for the future and is grounded on the league's commitment to excellence in athletics, academics and community involvement conference-wide.

Banowsky, a licensed attorney in the state of Texas, has more than 16 years experience as a collegiate conference administrator. He came to Conference USA from the Big 12 Conference, where he has served as Associate Commissioner for six years. Banowsky was instrumental in laying the organizational foundation for the Big 12 prior to its official launch in July 1996.

He was responsible for management of the Big 12 Conference's legal affairs, including the administration of television, bowl, and championships agreements. He oversaw national policy development, governance and NCAA regulatory matters, as well as assisted the commissioner in strategic planning and the management of the league office. Banowsky also served as a corporate officer and liaison to the league's Board of Directors.

Prior to joining the Big 12, Banowsky was the Commissioner of the Southland Conference. During his tenure at the Southland, the Conference was incorporated and its Board of Directors were engaged. He was also involved in negotiating a multi-year television agreement, founding a corporate sponsorship program, directing a conference-wide initiative to develop women's athletics, and engineering the expansion of the Southland Football League, one of the nation's premier Division I-AA football conferences.

Banowsky was an Assistant Commissioner at the Southland before joining the former Southwest Conference as an Assistant Commissioner. While at the old SWC, Banowsky was responsible for the league's legal affairs and compliance activities.

The 46-year old Banowsky has served on several national committees, including the NCAA Special Committee to Review Marketing and Licensing Activities; the Bowl Championship Series (BCS) Television Negotiations Committee; the NCAA Division I Management Council; and the NCAA Committee on Academic Performance. He has also served as an officer of the Collegiate Commissioners Association (CCA) and is a current member of the Dallas Assembly.

Born in Los Angeles, Calif., Banowsky has spent most of his professional career in the state of Texas. He is a graduate of the University of Oklahoma, where he earned both a business and a law degree. Banowsky and his wife, Cindy, have three children: Kendall, Brit and Wade.



THE BANOWSKY FILE

2002-present	Commissioner, Conference USA
1996-2002	Associate Commissioner, Big 12 Conference
1993-1996	Commissioner, Southland Conference
1991-1993	Assistant Commissioner, Southwest Conference
1989-1991	Assistant Commissioner, Southland Conference
1986-1989	Lawyer, Private Practice

Membership on National Committees (Current)

Collegiate Commissioners Association (CCA)
NCAA Committee on Academic Performance Committee
Bowl Championship Series (BCS) Television Negotiations
Committee

Membership on National Committees (Past)

NCAA Special Committee to Review Marketing and
Licensing Activities
NCAA Two-Year College Relations Committee
NCAA Division I Management Council





Judy MacLeod
Executive Associate Commissioner



Alfred White
Associate Commissioner



Kelly Carney
Associate Commissioner



Russell Anderson
Assistant Commissioner



Chris Woolard
Assistant Commissioner



Catrina Gibson
Assistant Commissioner



Courtney Morrison-Archer
Assistant Commissioner



Robert Phillip
Assistant Commissioner



Charolette Hunt
Director of Compliance



Monay Wallin
Director of Events



Keisha Dunlap
Director of Sports Services




Donyale Canada
Director of Sports Services



Debbie Davis
Associate Director of Media Relations



Emily Agler
Associate Director of Marketing/Events



Tod Meisner
Assistant Director of Media Relations



Callie Hubbell
Coordinator of Student Athlete Services



Annette Trabanco
Administrative Assistant

Not Pictured

Nathan Semones and Nitin Kawra, Interns



C-USA STAFF

17

2007 C-USA BASEBALL



2006-2007 CONFERENCE USA CHAMPIONSHIPS

SPORT	DATE	SITE	HOST
Cross Country	October 28	Greenville, N.C.	East Carolina
Women's Soccer	November 1-5	Dallas, Texas	SMU
Men's Soccer	November 1-5	Tulsa, Okla.	Tulsa
Volleyball	November 16-19	Houston, Texas	Houston
Football	December 1	Houston, Texas	Houston
Women's Swimming & Diving	February 14-17	Houston, Texas	Houston
Indoor Track & Field	February 23-24	Houston, Texas	Houston
Women's Basketball	March 1-4	Tulsa, Okla.	Tulsa
Men's Basketball	March 7-10	Memphis, Tenn.	Memphis (FedExForum)
Women's Tennis	April 19-22	Tulsa, Okla.	Tulsa
Men's Tennis	April 20-22	Houston, Texas	Rice
Women's Golf	April 23-25	Birmingham, Ala.	UAB
Men's Golf	April 28-30	Texarkana, Texas	C-USA
Softball	May 10-12	Orlando, Fla.	UCF
Outdoor Track & Field	May 10-12 or 11-13	Houston, Texas	Rice
Baseball	May 23-27	New Orleans, La.	Tulane

2006-07 CONFERENCE USA CHAMPIONSHIP SCOREBOARD

SPORT	REG. SEASON CHAMP	TOURNAMENT CHAMP	NCAA TEAMS
Men's Cross Country	N/A	UTEP	Two individuals
Women's Cross Country	N/A	UAB	One individual
Women's Soccer	SMU	UAB	SMU, Rice, Colorado College
Men's Soccer	SMU	SMU	SMU, UAB
Volleyball	Tulsa	UAB	UAB
Football	Houston	Houston	East Carolina, Houston, Rice, Southern Miss Tulsa



Tulsa celebrates its first Conference USA Women's Basketball Championship title and its first trip to the NCAA's in 2005-2006.



Rice baseball, ranked in the top spot in the national poll for most of the season, won its first Conference USA title in 2006. The Owls hosted the championship event at Reckling Park in Houston.

2007 C-USA CHAMPIONSHIP

Turchin Stadium
New Orleans, La.
Hosted by Tulane

Game Schedule

Wed., May 23

Game 1	9:00a
Game 2	12:30p
Game 3	4:00p
Game 4	7:30p

Thurs., May 24

Game 5	9:00a
Game 6	12:30p
Game 7	4:00p
Game 8	7:30p

Fri., May 25

Game 9	3:00p
Game 10	6:30p

Sat., May 26

Game 11	9:00a
Game 12	12:30p
Game 13	4:00p (if necessary)
Game 14	7:30p (if necessary)

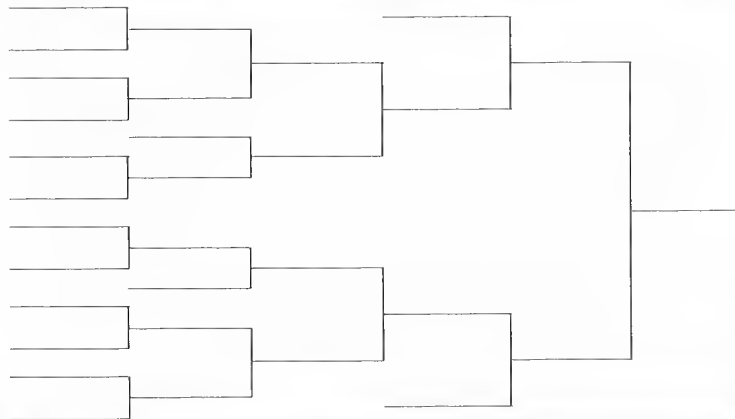
Sun., May 27

Championship Game	1:00p
-------------------	-------

All times Central.



C-USA CHAMPIONSHIP BRACKET



2007 NCAA COLLEGE WORLD SERIES

The 61st Annual College World Series will take place June 15-25 at Johnny Rosenblatt Stadium in Omaha, Neb. This is the 57th time that the CWS will be played in Omaha.

The field consists of 64 teams, with 29 conference champions being joined by 35 at-large selections. Sixteen double-elimination regionals consisting of four teams each will take place from Friday to Sunday, June 1-4. The winners of those regionals advance to the Super Regionals, which will be a best of three format with two teams playing at eight different sites during June 8-11.

The eight winners will play in the 2007 College World Series, which will employ its familiar pair of four-team double-elimination brackets leading to a single championship game. The CWS will run from Friday, June 15 - Monday, June 25.

National television coverage of the 2007 College World Series will be provided by ESPN, including the championship series, June 23, 24 and 25.



May 23-27, 2007 → New Orleans, LA → Hosted by Tulane



2007 CHAMPIONSHIPS

19

2007 C-USA BASEBALL



Rich Fetchiet has served as Conference USA Coordinator of Baseball Umpires since 1999. He has over 25 years of collegiate, national and international umpiring and umpire-related administrative experience.

He is currently Supervisor of Baseball Umpires for the Big 12 Conference, Big East Conference, Big Ten Conference, Mid-American Conference, and the Horizon League. He is on the NCAA National Umpire Program Advisory Committee and is the Amateur Baseball Umpire Association's Liaison to both USA Baseball and the International Baseball Association Federation. Rich has also served as the Baseball Secretary-Rules Editor for the NCAA and Chair of the ABCA Rules Committee. He is active in numerous officiating organizations and is a teacher and instructor at umpire camps and clinics across the country.

Fetchiet retired from active umpiring after the 2000 season. Prior to that he umpired numerous Division I conference tournaments and made three College World Series appearances, including serving as the plate umpire for the 1999 national championship game. Included among Rich's international tournaments are the Pan Am Games, World Cup Qualifier, Intercontinental Cup, World Championships and the Olympic Games. In 1997, the International Baseball Association named him Umpire of the Year.



2007 C-USA UMPIRES

John Ausmus
John Bennett
Tom Brahan
David Buck
Clarence Coleman
Mike Conlin
Perry Costello
Bill Davis
Steve Dew
Bryan Donnelly
Bob Gaddey
Jim Garman
Ken Gracner
Scott Graham
Ray Gregson
Tim Henderson
Todd Henderson
Bob Howard
Stan Johnson
Scott Johnston
Dan Mascorro
Mark McDonald
Ralph Minard
Don Novak
Kelly Nutt
Dan O'Connell
Garrett O'Connor
Greg Oros
Gus Rodriguez
David Rogers
Hal Rozzelle
Keith Sanders
Darrin Sealey
Ron Sebastian
Keith Shartzter
Darin Stiers
Gregg Street
Mike Wallace
David Wiley
Scott Wilkerson

Note: Fetchiet has assembled a strong umpire staff for C-USA. One or more C-USA umpires have been assigned to the College World Series every year since 1999, with Perry Costello and John Kleis representing the conference in Omaha in 2006.

C-USA umpires accounted for 17% of the umpires assigned to NCAA Division I post-season play in 2006, with the following umpires receiving assignments: John Ausmus, Dave Buck, Mike Conlin, Perry Costello, Bill Davis, Bryan Donnelly, Jim Garman, John Kleis, Danny Mascorro, Don Novak, Dan O'Connell, Garrett O'Connor, Greg Oros, David Rogers, Darrin Sealey and David Wiley.

2007 BASEBALL MAJOR RULES CHANGES

Note: The following rules changes have been approved by the NCAA Baseball Rules Committee and the Playing Rules Oversight Panel. The rules changes will be incorporated into the rules book for the 2007 season. The page references are from the 2006 Baseball Rules Book.

Rule 1-13, Pitcher's Glove. Add: "the glove may not be white or gray nor contain white or grey lettering."

Rationale: Clarifies a previous interpretation.

Rule 2, Ejection. Add new A.R. 3: "Any player ejected after being removed from the game shall serve a post game ejection. (See Rule 8-7.)" **Rationale:** Properly penalizes a player that has been taken out of the game but commits an act that qualifies for an ejection.

Rule 2, Definitions (Last Time By). A definition for Last Time By will be added. The definition will read: "If the runner retouches a base or bases in advancing to the awarded base, or in returning to the original base at the time of the pitch, his failure to touch a base in returning is corrected under the theory that touching the base the last time by corrects any previous error." **Rationale:** To assist coaches and umpires in understanding the rules when a player overruns a base.

Rule 2, Definitions (Flagrant Collision). Flagrant collision will be defined and a reference will be added Rule 8-7. "A collision between a base runner and a fielder in which the runner attempts to maliciously dislodge the ball."

Rationale: To assist understanding of this rule.

Rule 2, Definitions (Ejection). The post-game ejection procedure will be defined to help game administrators and coaches understand what is expected when this type of ejection occurs. It will read: "The ejected individual is not allowed to: a) Be dressed in game uniform; b) Communicate with any team personnel or umpires; c) Take part in any pre-game activities at the field; d) Be in street clothes and observing the contest at the field."

Rationale: To assist in the administration of this rule and make it clear what the expectations are when a coach or player is ejected.

Rule 5-2, Positions of the Offensive Team. The rule will be altered to allow only one player in the on-deck area. **Rationale:** This rule, which will be in line with the Major League Rules regarding on-deck batters, will assist umpires in keeping the dugout area and live ball territory clear.

Rule 5-2-e, Positions of the Offensive Team. The rule will prohibit the offensive player in the on-deck position from being within a triangle created by an extension of the first base and third base foul lines. Additionally, the on-deck batter must be in the vicinity of the dugout. **Rationale:** This rule will assist umpires in keeping the dugout area and live ball territory clear and also limit how close on-deck batters may be to home plate.

Rule 5-16-b, Fight Rule. The penalty will be altered:

PENALTY — (1) For the first offense by an individual, ejection plus suspension from the teams next one three contests;

(2) For a second offense by an individual in the same season, ejection plus suspension from the team's next three five contests."

Rationale: To make the penalty for physical abuse of game officials or umpires the same as the fight rule in other areas of the rules book.

Rule 7-11-u, When Batter or Batter-Runner is Out. The rule will be revised to read: "A batter who does not realize his situation on a third strike not caught and who is not in the process of running to first base, shall be declared out once he leaves the dirt circle surrounding home plate heading towards his dugout."

Rationale: This rule is intended to clarify when a batter is called out after a dropped third strike.

Rule 8-4, Force-Play-Slide Rule. The force-play-slide-rule will be altered to read: "A runner may slide legally directly to and past the base and not be subjected to this rule. The intent of the force-play-slide rule is to ensure the safety of all the defensive players.

a. On any force play, the runner must slide on the ground before the base in a direct line between the two bases. It is permissible for the slider's momentum to carry him through the base in the baseline extended (see diagram).

b. Contact with a fielder is legal and interference shall not be called if the runner makes a legal slide directly to the base in the baseline extended (see diagram).

c. (2) The runner uses a rolling or cross-body or pop-up slide and either makes contact with or alters the play of the fielder;

Also, b. (4)-A.R., c. (4) and c. (4)-A.R. were deleted and 'pop-up slide' was removed from illegal slides in this rule."

Rationale: This rule, which is a safety rule to protect the fielder receiving a throw, has become more difficult to manage due to fielders taking advantage of this rule and attempting to create contact to force the umpire into a tough decision. This alteration allows runners to slide directly to and beyond the base while protecting the fielder everywhere else.



QUICK FACTS

Location: Greenville, N.C.
 Founded: 1907
 Enrollment: 23,164
 Nickname: Pirates
 Colors: Purple and Gold
 Home Field: Clark-LeClair Stadium (3,000)
 Dimensions: 320 L, 390 C, 320 R
 Chancellor: Dr. Steve Ballard
 FAR: Dr. David Dosser
 Athletics Director: Terry Holland
 SWA: Rosie Thompson

SPORTS INFORMATION

Baseball SID: Malcolm Gray
 Office Phone: 252/328-4522
 E-Mail: graym@ecu.edu
 FAX: 252/328-4528
 Mobile: 252/414-2021
 Press Box: 252/328-0068
 Website: www.ecupirates.com

BASEBALL FACTS

2006 Record: 33-26
 2006 C-USA Record: 10-14
 2006 C-USA Championship: 1-2
 2006 Postseason: n/a
 NCAA Appearances: 21
 NCAA Record: 21-42
 All-Time Record: 1,459-758-8 (.659)
 Letterwinners R/L: 17/8
 Starters R/L: 6/3

EAST CAROLINA



(28) BILLY GODWIN

Alma Mater: Atlantic Christian '86
 Career Record: 295-111 (7)
 Record at East Carolina: 33-26 (1)
 Assistants:
 (6) Link Jarrett (Florida State '94)
 (24) Bill Jarman (Wingate '86)
 (3) Ben Sanderson (East Carolina '03)
 Director of Baseball Operations:
 Brian Cavanaugh
 Office Phone: 252/737-1985



EAST CAROLINA

21

2007 C-USA BASEBALL



Dr. Steve Ballard
Chancellor



Terry Holland
Athletics Director



Rosie Thompson
SWA



Malcolm Gray
Baseball SID



Clark-LeClair Stadium

2007 ROSTER

No.	Player	Pos.	B/T	Ht.	Wt.	Year	Hometown/Previous School
1	Harrison Eldridge	OF	L/R	5-7	165	Jr.	Knoxville, Tenn./Farragut
2	Drew Schieber	INF	R/R	5-11	194	So.	Blue Springs, Mo./Blue Springs
4	Jamie Ray	OF	R/R	6-0	176	Jr.	Casar, N.C./Burns
5	Jeff Ostrander	LHP	L/L	6-1	205	Sr.	Ashland, Va./Louisburg College
7	Shane Mathews	RHP	R/R	6-3	195	Jr.	Conover, N.C./St. Stephen's
8	Joe O'Malley	RHP	R/R	6-0	185	Fr.	Moorestown, N.J./Morrestown
9	Mark Letchworth	OF	R/R	6-3	200	Jr.	Greenville, N.C./Louisburg College
10	Brett Butts	RHP	R/R	6-1	210	Jr.	Goldboro, N.C./Pitt Community College
11	Dale Mollenhauer	SS	L/R	6-0	179	Jr.	Gibsonia, Pa./Pine-Richland
12	Josh Dowdy	RHP	6-0 R/R	177	So.	Raleigh, N.C./Wakefield	
14	Bailey Daniels	RHP	R/R	6-0	215	So.	Wanchese, N.C./Louisburg College
15	Jacob Dean	3B	L/R	5-9	200	Sr.	St. Joe, Mo./Kansas City Kansas CC
16	Ryan Wood	2B	R/R	6-4	174	So.	Woodbridge, Va./Hylton
17	Chase Hooper	RHP	R/R	5-11	162	Fr.	Buxton, N.C./Cape Hatteras
18	Trent Ashcraft	OF	L/L	6-0	180	Jr.	Brentwood, Tenn./Young Harris JC
19	Kyle Roller	INF	R/R	6-2	240	Fr.	Rockingham, N.C./Richmond Senior
20	Ryan Tousley	OF/DH	L/R	6-1	216	Sr.	West Des Moines, Iowa/Johnson County CC
21	Brandon Henderson	OF/DH	R/L	6-0	206	So.	Alpharetta, Ga./Milton
22	Mike Flye	RHP	R/R	6-3	210	Sr.	Greenville, N.C./J.H. Rose
25	Stephen Batts	INF	R/R	6-2	190	So.	Wilmington, N.C./E.A. Laney
26	Zach Cooper	RHP	R/R	6-7	195	Fr.	Jacksonville, N.C./White Oak
27	Bobby Fowler	C/INF	R/R	6-2	180	Fr.	Holly Springs, N.C./Middle Creek
29	Josh Ruhlman	LHP	L/L	6-0	165	Jr.	Chesterfield, Mich./Central Michigan
30	Austin Homan	C	L/R	6-2	180	Fr.	State College, Pa./State College Area
32	T.J. Hose	RHP	R/R	6-0	185	Jr.	Hagerstown, Md./North Hagerstown
33	David Forbes	C	R/R	6-1	233	Sr.	Greenville, N.C./Campbell
34	Devin Harris	OF	R/R	6-3	210	Fr.	Gastonia, N.C./Ashbrook
35	Cody Leggett	RHP	R/R	5-11	176	Sr.	Oak City, N.C./Hobgood Academy
36	Chris Powell	RHP	R/R	6-1	190	Jr.	Asheboro, N.C./Asheboro
37	Corey Kemp	C	6-0 R/R	220	Jr.	Franklin, Tenn./Young Harris JC	
38	Shane Small	LHP	6-6 L/L	195	Fr.	Charlotte, N.C./Providence	
39	Broc Sutton	INF	6-0 L/R	180	Fr.	Edenton, N.C./John A. Holmes	
40	Mike Anderson	RHP	6-4 R/R	220	Fr.	Cortlandt Manor, N.Y./Walter Panas	
43	Jason Neitz	LHP	6-0 L/L	168	Sr.	Mifflinburg, Pa./Mifflinburg	
44	Dustin Sasser	LHP	6-0 L/L	197	Jr.	Pikeville, N.C./C.B. Aycok	

ALPHABETICAL ROSTER

No.	Player	Pos.	No.	Player	Pos.
40	Mike Anderson	RHP	35	Cody Leggett	RHP
18	Trent Ashcraft	OF	9	Mark Letchworth	OF
25	Stephen Batts	INF	7	Shane Mathews	RHP
10	Brett Butts	RHP	11	Dale Mollenhauer	SS
26	Zach Cooper	RHP	43	Jason Neitz	LHP
14	Bailey Daniels	RHP	8	Joe O'Malley	RHP
15	Jacob Dean	3B	5	Jeff Ostrander	LHP
12	Josh Dowdy	RHP	36	Chris Powell	RHP
1	Harrison Eldridge	OF	4	Jamie Ray	OF
22	Mike Flye	RHP	19	Kyle Roller	INF
33	David Forbes	C	29	Josh Ruhlman	LHP
27	Bobby Fowler	C/INF	44	Dustin Sasser	LHP
34	Devin Harris	OF	2	Drew Schieber	INF
21	Brandon Henderson	OF	38	Shane Small	LHP
30	Austin Homan	C	39	Broc Sutton	INF
17	Chase Hooper	RHP	20	Ryan Tousley	INF/DH
32	T.J. Hose	RHP	16	Ryan Wood	INF
37	Corey Kemp	C			



T.J. Hose

EAST CAROLINA

22

2007 C. USA BASEBALL

C. USATM

2007 SCHEDULE

FEBRUARY

9	LIBERTY	3:00p
10	LIBERTY	2:00p
11	LIBERTY	1:00p
16	at UCLA	9:00p
17	at UCLA	5:00p
18	at UCLA	4:00p
21	CAMPBELL	3:00p
23-25	ECU INVITATIONAL	
23	ST. JOHN'S	5:00p
24	WASHINGTON	3:00p
25	DUKE	2:00p

MARCH

2-4	KEITH LeCLAIR CLASSIC	
2	PEPPERDINE	5:00p
3	N.C. STATE	3:00p
4	WESTERN CAROLINA	3:00p
6	NORTH CAROLINA A&T	3:00p
9	CAL STATE FULLERTON	5:00p
10	CAL STATE FULLERTON	2:00p
11	CAL STATE FULLERTON	Noon
13	RADFORD	3:00p
14	RADFORD	3:00p
16	MICHIGAN	7:00p
17	MICHIGAN (DH)	1:00p
21	HIGH POINT	7:00p
23	MEMPHIS	7:00p
24	MEMPHIS	6:00p
25	MEMPHIS	11:00a
28	UNC WILMINGTON	7:00p
30	at Tulane	7:30p
31	at Tulane	3:00p

APRIL

1	at Tulane	1:00p
4	at NC State	6:00p
6	RICE	7:00p
7	RICE	6:00p
8	RICE	11:00a
11	at UNC Wilmington	7:00p
13	at Marshall	7:00p
14	at Marshall	7:00p
15	at Marshall	Noon
18	OLD DOMINION	7:00p
20	SAVANNAH STATE	7:00p
21	SAVANNAH STATE	7:00p
22	SAVANNAH STATE	1:00p
24	at North Carolina	6:00p
27	SOUTHERN MISS	7:00p
28	SOUTHERN MISS	6:00p
29	SOUTHERN MISS	1:00p

MAY

4	at Houston	8:00p
5	at Houston	8:00p
6	at Houston	1:00p
9	NORTH CAROLINA	7:00p
11	UCF	7:00p
12	UCF	6:00p
13	UCF	1:00p
17	at UAB	8:00p
18	at UAB	8:00p
19	at UAB	2:00p
23-27	at C-USA Championship (New Orleans, La.)	

2006 RESULTS

FEBRUARY

10	MARYLAND	W	6-1	1-0
12	MARYLAND	L	0-1	1-1
12	MARYLAND	W	5-4	2-1
17	COLL. OF CHARLESTON	W	5-0	3-1
18	COLL. OF CHARLESTON	W	4-2	4-1
19	COLL. OF CHARLESTON	L	8-11	4-2
21	DUKE	W	19-5	5-2
24-26	KEITH LeCLAIR CLASSIC			
24	PENN STATE	W	4-3	6-2
25	UNC WILMINGTON	W	11-2	7-2
26	VIRGINIA TECH	L	1-5	7-3
28	DUKE	W	17-4	8-3

MARCH

3	STONY BROOK	W	12-0	9-3
4	STONY BROOK	W	4-0	10-3
5	STONY BROOK	W	4-3 (11 inn.)	11-3
8	NORTH CAROLINA A&T	W	14-3	12-3
10	at (7) Cal State Fullerton	L	0-5	12-4
11	at (7) Cal State Fullerton	L	0-8	12-5
12	at (7) Cal State Fullerton	L	1-8	12-6
15	at UNC Wilmington	W	4-0	13-6
17	MARIST	W	9-5	14-6
18	MARIST	W	7-0	15-6
19	MARIST	W	5-2	16-6
22	UNC WILMINGTON	L	6-14	16-7
24	at (2) Rice	W	4-3	17-7
25	at (2) Rice	L	5-8	17-8
26	at (2) Rice	L	0-5	17-9
29	at (21) North Carolina State	L	4-5	17-10
31	HOUSTON	L	3-4	17-11

APRIL

1	HOUSTON	L	4-13	17-12
2	HOUSTON	W	3-0	18-12
4	NORTH CAROLINA A&T	W	14-2	19-12
7	at UCF	L	0-8	19-13
8	at UCF	W	6-3	20-13
9	at UCF	W	8-1	21-13
11	(12) N.C. STATE	W	2-1 (13)	22-13
14	ALBANY	W	16-5	23-13
15	ALBANY	W	11-3	24-13
16	ALBANY	W	13-9	25-13
18	at (7) North Carolina State	L	3-4 (10)	25-14
21	MARSHALL	W	10-9	26-14
22	MARSHALL	W	10-9	27-14
23	MARSHALL	L	3-5	27-15
28	(20) TULANE	L	5-9	27-16
29	(20) TULANE	W	13-3	28-16
30	(20) TULANE	L	4-6	28-17

MAY

5	at (29) Southern Miss	L	10-11 (11)	28-18
6	at (29) Southern Miss	L	5-8	28-19
7	at (29) Southern Miss	L	1-10	28-20
10	COASTAL CAROLINA	W	10-3	29-20
12	UAB	W	11-6	30-20
13	UAB	W	13-1	31-20
14	UAB	W	12-2	32-20
16	at Coastal Carolina	L	4-9	32-21
18	at Memphis	L	6-9	32-22
19	at Memphis	L	6-14	32-23
20	at Memphis	L	10-11	32-24
24	#vs. (11) Tulane	W	4-2	33-24
25	#vs. Houston	L	1-7	33-25
26	#vs. (11) Tulane	L	1-2 (10)	33-26

at C-USA Championship (Houston, Texas)

HOME GAMES IN CAPS. Conference games in bold.



EAST CAROLINA

23

2007 C-USA BASEBALL

C-USA

2006 STATISTICS

Record: 33-26 C-USA: 10-14

BATTING

Player	AVG	GP-GS	AB	R	H	2B	3B	HR	RBI	TB	SLG%	BB	HBP	SO	GDP	OB%	SF	SH	SB-ATT	PO	A	E	FLD%
Smith	.344	54-54	218	41	75	16	1	13	65	132	.606	12	2	21	5	.371	8	1	0-0	326	61	6	.985
Eldridge	.336	57-57	217	44	73	13	0	2	26	92	.424	28	8	29	0	.427	2	3	12-19	131	6	2	.986
Batts	.336	48-36	131	26	44	6	1	1	15	55	.420	14	2	31	2	.405	1	3	6-6	118	34	2	.987
Henderson	.326	48-33	132	23	43	9	1	4	24	.66	.500	7	7	25	3	.385	2	0	3-5	37	2	1	.975
Dean	.311	47-38	132	18	41	9	0	2	17	56	.424	12	6	20	2	.391	1	2	3-5	20	61	3	.964
Mattox	.309	58-58	230	42	71	8	4	5	35	102	.443	19	3	47	3	.368	1	3	14-19	125	3	2	.985
Ray	.300	46-22	100	21	30	6	2	0	14	40	.400	2	3	14	1	.327	2	3	6-7	32	0	1	.970
Mollenhauer	.292	59-59	236	43	69	11	2	7	30	105	.445	24	1	21	3	.359	1	13	6-7	92	207	21	.934
Wood	.289	48-41	159	27	46	7	0	3	23	62	.390	18	1	28	0	.365	0	6	2-4	96	123	11	.952
Witter	.286	59-59	217	44	62	12	1	14	42	118	.544	41	2	44	5	.401	2	1	3-6	489	27	11	.979
Tousley	.285	50-39	144	25	41	6	0	6	29	65	.451	16	0	26	7	.354	1	3	3-4	11	1	1	.923
Hodges	.250	37-3	44	3	11	1	0	1	9	15	.341	1	0	5	1	.261	1	1	0-1	22	1	0	1.000
Schieber	.245	47-30	98	20	24	1	0	0	9	25	.255	8	0	33	2	.299	1	7	3-3	47	66	10	.919
Buss	.150	18-2	20	4	3	1	1	0	4	6	.300	0	0	4	0	.150	0	0	0-0	7	7	3	.824

Totals .305 59-59 2078 381 633 106 13 58 342 939 .452 202 35 348 34 .372 23 46 61-86 1580 691 81 .966

Opponents .282 59-59 2045 296 576 86 10 53 269 841 411 165 60 386 42 351 11 50 42-71 1543 629 89 961

LOB - Team (438), Opp (456) DPs turned - Team (60), Opp (46) CI - Team (1), Witter 1, Opp (2) IBB - Team (13), Smith 4, Witter 3, Eldridge 2, Tousley 2, Mollenhauer 1, Mattox 1, Opp (11) Picked off - Eldridge 2, Batts 2, Witter 1, Schieber 1, Smith 1, Ray 1, Mollenhauer 1

PITCHING (All games sorted by ERA)

Player	ERA	W-L	APP	GS	CG	SHO/CBO	SV	IP	H	R	ER	BB	SO	2B	3B	HR	AB	B/Avg	WP	HBP	BK	SFA	SHA
Leggett	2.25	0-1	6	0	0	0/1	1	8.0	5	3	2	5	7	2	0	0	28	179	1	2	0	0	0
Neitz	3.06	2-1	24	0	0	0/2	1	35.1	32	13	12	8	22	5	0	3	130	246	3	6	1	2	3
Taylor	3.12	8-2	14	13	4	1/1	0	92.1	81	37	32	21	68	12	1	11	343	236	7	2	0	2	3
Hose	3.88	3-4	15	11	0	0/3	0	67.1	68	33	29	27	51	8	0	3	251	271	5	8	2	1	6
Hill	4.22	0-0	8	1	0	0/2	0	10.2	14	5	5	6	7	0	0	0	45	311	1	2	0	0	0
Sasser	4.55	5-7	16	16	0	0/2	0	85.0	96	47	43	36	52	16	2	12	320	300	9	7	0	1	10
Mathews	4.73	5-3	19	14	0	0/0	1	83.2	90	48	44	19	75	12	1	8	326	276	6	9	2	1	5
Powell	5.16	0-1	17	1	0	0/0	0	22.2	30	18	13	9	14	6	2	0	96	312	1	3	2	1	4
Andrews	5.17	2-3	20	1	0	0/0	0	38.1	52	26	22	8	27	5	1	4	158	329	2	6	0	2	8
Dowdy	5.25	1-1	15	1	0	0/1	0	24.0	37	17	14	7	20	7	2	5	103	359	1	3	0	0	2
Rhodes	5.47	3-3	23	0	0	0/1	1	26.1	32	23	16	8	20	5	0	3	110	291	3	8	0	1	2
Harrell	6.00	3-0	14	0	0	0/1	0	18.0	20	13	12	6	11	3	0	4	69	290	1	3	0	0	6
Flye	6.00	1-0	11	1	0	0/0	0	15.0	19	13	10	5	12	5	1	0	66	288	4	1	1	0	1

Totals 4.34 33-26 59 59 4 6/5 4 526.2 576 296 254 165 386 86 10 53 2045 .282 44 60 8 11 50

Opponents 5.51 26-33 59 59 3 5/3 7 514.1 633 381 315 202 348 106 13 58 2078 305 39 35 8 23 46

PB - Team (6), Witter 4, Hodges 1, Smith 1, Opp (10) Pickoffs - Team (10), Sasser 2, Mathews 2, Smith 2, Taylor 2, Andrews 1, Neitz 1, Opp (9)

SBA/ATT - Smith (33-59), Mathews (11-16), Sasser (7-13), Witter (8-10), Hose, T (4-9), Rhodes (5-6), Andrews (4-5), Neitz (2-4), Taylor (2-4), Harrell (1-3), Leggett (2-3), Powell (1-3), Dowdy (1-3), Hodges (1-1), Hill (1-1), Flye (1-1)

EAST CAROLINA

24

2007 C USA BASEBALL

CUSA™

HOUSTON



QUICK FACTS

Location: Houston, Texas
 Founded: 1927
 Enrollment: 35,400
 Nickname: Cougars
 Colors: Scarlet and White
 Home Field: Cougar Field (3,500)
 Dimensions: 330 L, 390 C, 330 R
 Chancellor: Dr. Jay Gogue
 FAR: Richard Scamell
 Athletics Director: Dave Maggard
 SWA: Diane Hall

SPORTS INFORMATION

Baseball SID: Jeff Conrad
 Office Phone: 713/743-9410
 E-mail: jaconrad@mail.uh.edu
 FAX: 713/743-9411
 Mobile: 713/557-3841
 Press Box: 713/743-0840
 Website: www.uhcougars.com

BASEBALL FACTS

2006 Record: 39-22
 2006 C-USA Record: 18-6
 2006 C-USA Championship: 3-1 (Runner-up)
 2006 Postseason: NCAA (0-2)
 NCAA Appearances: 17 (2-CWS)
 NCAA Record: 31-35
 All-Time Record: 1,445-1,069-15 (.574)
 Letterwinners R/L: 15/17
 Starters R/L: 8/5




(85) RAYNER NOBLE

Alma Mater: Houston '83
 Career Record: 429-305 (12)
 Record at Houston: 429-305 (12)
 Assistants:
 (25) Kirk Blount (Houston '95)
 (3) Sean Allen (Houston '01)
 (23) Jorge Garza (Texas Tech '94)
 Director of Baseball Operations:
 Traci Cauley
 Office Phone: 713/743-9396



Dr. Jay Gogue
Chancellor



Dave Maggard
Athletics Director



Diane Hall
SWA



Jeff Conrad
Baseball SID



Cougar Field



HOUSTON

25

2007 C-USA BASEBALL



2007 ROSTER

No.	Player	Pos.	B/T	Ht.	Wt.	Year	Hometown/Previous School
2	Ryan Lormand	INF	R/R	6-0	165	Jr.	Waco, Texas/McLennan JC
4	Wes Musick	LHP	L/L	6-0	185	Fr.	Lufkin, Texas/Hudson
7	Ricky Hargrove	RHP	R/R	6-1	180	Jr.	Katy, Texas/Katy
8	Dustin Kingsbury	INF	R/R	6-1	195	Sr.	Houston, Texas/Sam Rayburn
9	Luis Flores	C/RHP	R/R	5-10	185	So.	Del Rio, Texas/Moody
10	Austin Goolsby	C	R/R	6-2	190	Fr.	Coppell, Texas/Coppell
11	Chris Wright	RHP	R/R	6-0	205	So.	Houston, Texas/Langham Creek
12	Jake Stewart	OF	R/R	5-11	180	Sr.	Santa Fe, Texas/Santa Fe
13	Jimmy Cesario	INF	L/R	5-11	195	So.	Metairie, La./Delgado JC
14	Bryan Pounds	INF	R/R	6-0	200	Jr.	Houston, Texas/North Shore
15	Zak Presley	OF	L/R	6-1	190	Fr.	Keller, Texas/Southlake Carroll
17	Felix Fanaselle	INF	L/R	5-10	175	So.	Houston, Texas/Angelina JC
18	Chris Bergmann	LHP	L/L	6-3	180	Fr.	Houston, Texas/Memorial
20	Chris Wallace	C	R/R	6-0	215	Fr.	Cypress, Texas/Cy Fair
21	Aaron Brown	RHP	R/R	6-6	200	Jr.	League City, Texas/Clear Creek
24	Shea Hancock	RHP	R/R	6-2	185	Sr.	Houston, Texas/Langham Creek
26	Jimmy Raviele	LHP	L/L	6-2	180	So.	Richmond, Texas/Foster
29	Paul Mummey	OF	R/R	6-0	160	Fr.	Flower Mound, Texas/Flower Mound
30	Bryan Tully	OF	R/R	6-2	205	Jr.	Houston, Texas/Alief Taylor
33	Josh Stirneman	INF	L/L	6-2	235	Sr.	Cuero, Texas/Blinn JC
34	John Touchton	RHP	R/R	6-3	220	Fr.	Houston, Texas/Kingwood
35	Mikey Kennedy	OF	R-R	5-11	175	Fr.	El Campo, Texas/El Campo
36	Sean McLemore	RHP	R/R	6-3	215	Jr.	Pearland, Texas/Pearland
38	Dereck Cloeren	RHP	R/R	6-4	225	Jr.	Orange, Texas/Northwestern State
42	Barry Laird	RHP	R/R	6-5	215	So.	Baytown, Texas/Lee
44	Donnie Joseph	LHP	L/L	6-2	175	Fr.	Buda, Texas/Hays
48	Chris Joseph	OF	R/R	6-4	210	Jr.	Houston, Texas/Westside

ALPHABETICAL ROSTER

No.	Player	Pos.	No.	Player	Pos.
18	Chris Bergmann	LHP	2	Ryan Lormand	INF
21	Aaron Brown	RHP	36	Sean McLemore	RHP
13	Jimmy Cesario	INF	29	Paul Mummey	OF
38	Dereck Cloeren	RHP	4	Wes Musick	LHP
17	Felix Fanaselle	INF	14	Bryan Pounds	INF
9	Luis Flores	C/RHP	15	Zak Presley	OF
10	Austin Goolsby	C	26	Jimmy Raviele	LHP
24	Shea Hancock	RHP	12	Jake Stewart	OF
7	Ricky Hargrove	RHP	33	Josh Stirneman	INF
48	Chris Joseph	OF	31	John Touchton	RHP
44	Donnie Joseph	OF	30	Bryan Tully	UT
35	Mikey Kennedy	OF	20	Chris Wallace	C
8	Dustin Kingsbury	INF	11	Chris Wright	RHP
42	Barry Laird	RHP			



Ricky Hargrove

HOUSTON

26

2007 C-USA BASEBALL

C-USA™

2007 SCHEDULE

FEBRUARY

6	STEPHEN F. AUSTIN	2:00p
9-11	at Minute Maid Park Classic	
9	vs. Baylor	7:00p
10	vs. Texas A&M	3:30p
11	vs. Arizona State	11:00a
13	SAM HOUSTON STATE	7:00p
16	UC IRVINE	7:00p
17	UC IRVINE	7:00p
18	UC IRVINE	1:00p
20	McNEESE STATE	7:00p
22-24	at Southwest Diamond Classic (Frisco, Texas)	
22	vs. Texas-San Antonio	11:00a
23	vs. Dallas Baptist	7:00p
24	vs. Texas-Arlington	3:00p
27	at Texas-San Antonio	7:00p

MARCH

2	NORTHWESTERN STATE	7:00p
3	NORTHWESTERN STATE	7:00p
4	NORTHWESTERN STATE	1:00p
6	LAMAR	7:00p
9	PRINCETON	7:00p
10	PRINCETON	7:00p
11	PRINCETON	1:00p
13	LOUISIANA-LAFAYETTE	7:00p
16	at San Diego	4:00p
17	at San Diego	3:00p
18	at San Diego	3:00p
23	at UCF	5:30p
24	at UCF	5:30p
25	at UCF	Noon
27	at Lamar	6:30p

APRIL

3	at Baylor	6:30p
6	UAB	7:00p
7	UAB	7:00p
8	UAB	1:00p
10	at Stephen F. Austin	2:00p
13	RICE	7:00p
14	RICE	7:00p
15	RICE	1:00p
17	at Texas A&M	7:00p
20	at Tulane	7:00p
21	at Tulane	2:00p
22	at Tulane	1:00p
24	vs. Texas-San Antonio	7:00p
27	at Marshall	6:00p
28	at Marshall	6:00p
29	at Marshall	Noon

MAY

1	at McNeese State	7:00p
4	EAST CAROLINA	7:00p
5	EAST CAROLINA	7:00p
6	EAST CAROLINA	Noon
11	at Memphis	6:30p
12	at Memphis	2:00p
13	at Memphis	1:00p
15	at Sam Houston State	7:00p
17	SOUTHERN MISS	7:00p
18	SOUTHERN MISS	7:00p
19	SOUTHERN MISS	1:00p
23-27	C-USA Championship (New Orleans, La.)	

2006 RESULTS

FEBRUARY

7	TEXAS-SAN ANTONIO	W	11-10 (10)	1-0
10-12	at Houston College Classic (Houston, Texas)			
10	vs. (7) Texas	L	1-3	1-1
11	vs. (19) TCU	L	4-6	1-2
12	vs. Texas Tech	W	5-1	2-2
14	STEPHEN F. AUSTIN	W	8-1	3-2
17	at (23) Arizona State	L	3-4	3-3
18	at (23) Arizona State	L	1-11	3-4
19	at (23) Arizona State	L	6-8	3-5
22	NORTHWESTERN STATE	W	12-3	4-5
24	MONMOUTH	W	3-1	5-5
25	MONMOUTH	W	9-1	6-5
26	MONMOUTH	W	6-0	7-5
28	at Lamar	L	4-5	7-6

MARCH

3	at (8) LSU	W	5-3	8-6
4	at (8) LSU	L	0-7	8-7
5	at (8) LSU	L	3-5	8-8
7	LAMAR	W	4-3	9-8
10	at Cal Irvine	W	3-2	10-8
11	at Cal Irvine	W	7-3	11-8
12	at Cal Irvine	L	2-3	11-9
14	(18) BAYLOR	W	5-3	12-9
17	SAN DIEGO	L	4-9 (11)	12-10
18	SAN DIEGO	L	0-2	12-11
19	SAN DIEGO	W	3-2	13-11
21	TEXAS A&M	L	2-3	13-12
24	MARSHALL	W	7-0	14-12
25	MARSHALL	W	4-1	15-12
26	MARSHALL	W	15-1 (7)	16-12
31	at East Carolina	W	4-3	17-12

APRIL

1	at East Carolina	W	13-4	18-12
2	at East Carolina	L	0-3	18-13
4	McNEESE STATE	W	12-8	19-13
7	(18) TULANE	W	8-4	20-13
8	(18) TULANE	L	4-8	20-14
9	(18) TULANE	W	6-2	21-14
11	at McNeese State	W	11-1	22-14
14	at Southern Miss	W	24-7	23-14
15	at Southern Miss	W	13-5	24-14
16	at Southern Miss	L	7-14	24-15
18	at Texas A&M	W	9-6	25-15
21	MEMPHIS	W	3-2	26-15
22	MEMPHIS	W	7-1	27-15
23	MEMPHIS	W	8-7 (16)	28-15
26	SAM HOUSTON STATE	W	4-3	29-15
28	at UAB	W	7-2	30-15
29	at UAB	L	4-7	30-16
29	at UAB	W	9-4	31-16

MAY

2	at Stephen F. Austin	L	2-3	31-17
5	UCF	W	10-5	32-17
6	UCF	W	6-2	33-17
7	UCF	W	5-2	34-17
12	at (1) Rice	W	3-0	35-17
13	at (1) Rice	L	4-7	35-18
14	at (1) Rice	L	3-13	35-19
16	at Sam Houston State	W	10-4	36-19
24	#vs. Marshall	W	9-1	37-19
25	#vs. East Carolina	W	7-1	38-19
27	#vs. (11) Tulane	W	6-0	39-19
28	#at (1) Rice	L	5-11	39-20

JUNE

2	%vs. (30) Wichita State	L	1-2	39-21
3	%at (13) Oklahoma	L	6-8	39-22

#at C-USA Championship (Houston, Texas)

%NCAA Championship (Norman, Okla.)

HOME GAMES IN CAPS. Conference games in **bold**.

All times Central and subject to change.



HOUSTON

27

2007 C-USA BASEBALL

C-USA™

2006 STATISTICS

Record: 39-22 C-USA: 18-6

BATTING

Player	AVG	GP-GS	AB	R	H	2B	3B	HR	RBI	TB	SLG%	BB	HBP	SO	GDP	OB%	SF	SH	SB-ATT	PO	A	E	FLD%
Garcia	.357	57-56	227	51	81	13	4	4	30	114	.502	19	5	11	3	.413	3	1	19-23	117	132	8	.969
Tully, B	.322	56-52	199	34	64	14	1	6	28	98	.492	12	8	55	2	.384	0	8	8-11	111	5	4	.967
Stewart	.321	55-54	224	44	72	15	1	7	33	110	.491	20	3	26	0	.378	4	3	13-15	98	4	3	.971
Stirneman	.315	54-42	168	24	53	7	3	7	25	87	.518	26	1	38	5	.410	0	0	6-9	325	15	3	.991
Weston	.314	54-45	175	39	55	10	1	16	51	115	.657	11	6	17	1	.365	5	2	3-4	86	1	0	1.000
Lincoln	.295	61-61	224	35	66	12	0	14	53	120	.536	24	6	41	2	.368	7	0	5-6	89	17	1	.991
Kingsbury	.290	61-61	245	37	71	16	2	5	31	106	.433	24	4	41	6	.361	1	4	14-16	48	134	13	.933
Flores, L	.288	47-47	156	24	45	9	0	8	30	78	.500	24	4	32	6	.392	2	3	2-3	311	44	3	.992
Logan	.284	40-29	102	15	29	5	1	0	9	36	.353	14	0	17	5	.364	2	5	4-6	254	32	1	.997
Cougot	.283	55-46	152	28	43	5	2	2	16	58	.382	9	1	31	0	.327	0	9	9-11	58	110	19	.898
Pounds	.231	28-15	65	7	15	0	0	0	5	15	.231	7	5	12	1	.346	1	1	0-0	22	31	4	.930
Aranda, Je	.200	8-3	5	0	1	0	0	0	0	1	.200	0	0	1	0	.200	0	2	0-0	5	8	2	.867
Temko	.189	19-8	37	4	7	4	0	1	4	14	.378	2	0	12	1	.225	1	0	0-0	5	0	0	1.000
Farrington	.182	25-4	22	9	4	0	1	0	0	6	.273	4	1	3	0	.333	0	3	2-2	27	13	2	.952
Joseph	.171	20-10	41	3	7	1	0	0	2	8	.195	2	1	11	1	.227	0	2	0-0	14	1	0	1.000
McGonigle	.169	22-15	59	10	10	1	0	1	6	14	.237	5	0	13	2	.234	0	2	1-4	38	0	1	.974
Williams, To	.125	13-2	16	2	2	2	0	0	0	4	.250	0	0	6	1	.125	0	0	0-0	0	0	1	.000
Aranda, Jo	.000	10-2	8	1	0	0	0	0	0	0	.000	1	0	4	0	.111	0	0	0-0	2	7	0	1.000
Williams, K	.000	4-0	4	0	0	0	0	0	0	0	.000	0	0	1	0	.000	0	0	0-0	0	0	0	.000
Colquitt	.000	3-0	2	0	0	0	0	0	0	0	.000	0	1	2	0	.333	0	0	0-0	1	0	0	1.000
Whalen	.000	1-0	1	0	0	0	0	0	0	0	.000	0	0	0	0	.000	0	0	0-0	1	0	0	1.000

Totals .293 61-61 2132 367 625 114 16 71 323 984 .462 204 46 374 36 .363 26 45 86-110 1623 585 68 .970

Opponents 249 61-61 2038 251 508 80 6 40 233 720 353 198 42 502 44 326 17 32 49-80 1603 593 87 962

LOB - Team (469), Opp (455) DPs turned - Team (50), Opp (46) CI - Team (2), Flores, L 1, Logan 1 IBB - Team (16), Lincoln 7, Weston 3, Flores, L 2, Garcia 2, Tully, B 1, Farrington 1, Opp (3) Picked off - Tully, B. 1, Flores, L 1, Garcia 1

PITCHING (All games sorted by ERA)

Player	ERA	W-L	APP	GS	CG	SHO/CBO	SV	IP	H	R	ER	BB	SO	2B	3B	HR	AB	B/Avg	WP	HBP	BK	SFA	SHA
Tully, B	0.00	0-0	1	0	0	0/0	0	0.0	0	0	0	2	0	0	0	0	0	0	0	0	0	0	0
Lincoln	1.69	12-2	17	17	3	2/0	0	127.2	91	29	24	32	152	19	0	8	459	198	4	1	0	2	6
Flores, L	3.00	6-3	15	13	1	1/1	0	87.0	76	30	29	17	67	11	1	11	318	239	6	7	0	2	4
Hargrove	3.31	8-6	22	14	0	0/0	1	100.2	97	44	37	27	82	14	1	7	373	260	5	9	3	5	10
McLemore	3.52	0-0	7	0	0	0/0	1	7.2	9	4	3	1	9	1	0	2	32	281	3	2	0	0	1
Boone	3.72	3-1	25	0	0	0/0	4	29.0	29	15	12	17	31	4	2	1	114	254	1	1	0	1	1
Farrington	4.36	5-4	17	11	0	0/0	1	66.0	76	39	32	24	36	16	1	3	262	290	4	3	1	4	6
Glos	4.76	0-0	9	0	0	0/0	0	5.2	5	6	3	7	5	0	0	0	21	233	1	4	1	0	0
Hancock	4.85	2-3	22	2	0	0/0	2	42.2	41	25	23	22	44	4	1	3	161	255	6	7	1	2	0
Raviele	6.00	0-0	4	0	0	0/0	0	3.0	4	2	2	2	4	2	0	0	12	333	0	0	0	0	0
Brown	6.07	1-3	28	3	0	0/1	1	43.0	46	34	29	23	50	4	0	2	171	269	6	6	0	1	2
Corrigan	6.14	1-0	8	1	0	0/1	0	7.1	6	5	5	8	8	1	0	0	25	240	1	0	0	0	1
Laird	6.32	1-0	16	0	0	0/0	0	15.2	14	11	11	12	7	2	0	3	60	233	2	1	0	0	1
Whalen	11.12	0-0	7	0	0	0/0	0	5.2	14	7	7	4	7	2	0	0	30	467	3	1	0	0	0

Totals 3.58 39-22 61 61 4 4/1 10 541.0 508 251 215 198 502 80 6 40 2038 .249 42 42 6 17 32

Opponents 4.99 22-39 61 61 5 3/1 9 534.1 625 367 296 204 374 114 16 71 2132 293 52 46 15 26 45

PB - Team (9), Flores, L 6, Logan 3, Opp (6) Pickoffs - Team (5), Flores, L 3, Logan 2, Opp (3) SBA/ATT - Flores, L (32-54), Logan (22-38), Lincoln (16-22), Hargrove (5-12), Hancock (7-9), Brown (6-9), Farrington (5-7), Boone (2-3), Whalen (1-2), Laird (1-2), Glos (1-1)

HOUSTON

28

2007 C USA BASEBALL



THE HERD

QUICK FACTS

Location: Huntington, W. Va.
 Founded: 1837
 Enrollment: 16,551
 Nickname: Thundering Herd
 Colors: Green and White
 Home Fields: University Heights (1,000)
 Appalachian Power Park (4,500)
 Dimensions: 320L, 380C, 320R (UH) and
 330L, 400C, 320R (APP)
 President: Dr. Stephen J. Kopp
 FAR: Dr. Robert Bookwalter
 Athletics Director: Bob Marcum
 SWA: Beatrice Crane Banford

SPORTS INFORMATION

Baseball SID: Andy Fledderjohann
 Office Phone: 304/696-4660
 E-mail: fledderjohan@marshall.edu
 FAX: 304/696-2325
 Mobile: 614/288-4942
 Press Box: 614/288-4942
 Website: www.herdzone.com

BASEBALL FACTS

2006 Record: 22-32
 2006 C-USA Record: 6-18
 2006 C-USA Championship: 0-2
 2006 Postseason: n/a
 NCAA Appearances: 2
 NCAA Record: 2-4
 All-Time Record: 1,132-1,221-11 (.486)
 Letterwinners R/L: 16/14
 Starters R/L: 2/7

MARSHALL



(30) JEFF WAGGONER

Alma Mater: Cleveland State '98
 Career Record: First Season
 Record at Marshall: First Season
 Assistants:
 (23) Tim Adkins
 (6) Tim Donnelly (Hardin-Simmons '04)
 (5) George Brumfield
 Office Phone: 304/696-5277



Appalachian Power Park



Dr. Stephen J. Kopp
President



Bob Marcum
Athletics Director



Beatrice Crane Banford
SWA



Andy Fledderjohann
Baseball SID

MARSHALL

29

2007 C-USA BASEBALL

C-USA

2007 ROSTER

No.	Player	Pos.	B/T	Ht.	Wt.	Year	Hometown/Previous School
2	Mason Chapman	OF	5-10	160	L/R	Fr.	Barboursville, W.Va./Cabell-Midland
3	Matt Helm	IF	6-0	195	R/R	Jr.	Downingtown, Pa./Downingtown
4	Blake Sanders	IF	5-11	175	R/R	Fr.	Ponte Vedra Beach, Fla./Nease
7	Aaron Jamieson	IF	5-10	180	R/R	Sr.	Lindsay, Ontario/Bluefield State
8	Nick Wolle	RHP	6-1	195	R/R	Sr.	Coatesville, Pa./Solanco
9	Brian Chrisman	LHP	6-1	195	L/L	Sr.	Pittsburgh, Pa./Baldwin
10	Josh Valle	IF	6-1	200	L/R	Fr.	Brentwood, N.Y./Ross Brentwood
11	Jimmy Mathias	IF	6-2	185	R/R	Sr.	Stephens City, Va./Appalachian State
14	Chris Peak	OF	6-0	185	R/R	Sr.	Barboursville, W.Va./Cabell-Midland
17	Jeremy Slone	RHP	6-1	195	R/R	Sr.	Paintsville, Ky./St. Catherine
18	Jacob Johnson	C	6-2	210	R/R	Jr.	Ceredo, W.Va./Spring Valley
19	Tommy Johnson	C	6-0	205	R/R	Jr.	Gaithersburg, Md./Quince Orchard
20	Sean Rigney	LHP	6-0	170	L/L	Fr.	Lancaster, Pa./Manheim Township
22	Jeff Rowley	OF	5-11	200	L/R	Jr.	Buffalo, N.Y./Erie CC
24	Brit Vincent	OF	6-2	195	R/R	Sr.	Bowling Green, Ky./SW Tennessee CC
27	Brendan Murphy	IF	6-3	231	R/R	Sr.	Chattanooga, Tenn./SW Tennessee CC
28	Adam Dobies	RHP	6-0	220	R/R	Sr.	Pittsburgh, Pa./North Allegheny
32	Alan Gentry	RHP	6-5	220	R/R	Jr.	Hot Springs, Ark./Pratt CC
33	Fred Haden	IF	5-11	180	R/R	Sr.	Oakton, Va./James Madison H.S.
34	Clay Maddox	C	5-10	170	R/R	Fr.	Huntington, W.Va./Spring Valley
35	Andrew Blain	LHP	6-0	180	L/L	So.	Huntington, W.Va./Spring Valley
38	Andrew Hancock	RHP	6-4	185	R/R	Jr.	Ashland, Ky./Paul G. Blazer
40	Adam Kuhr	RHP	6-10	250	R/R	Jr.	Mason, Ohio/St. Catherine CC
41	Tom Ponietowicz	RHP	6-3	225	R/R	Jr.	Norristown, Pa./Norristown
55	Pete Thackston	IF	6-3	220	R/R	Fr.	Murray, Ky./Calloway County
	Brandon Casamassima	IF	6-0	185	R/R	So.	Colleyville, Texas/Grayson County JC
	Nick Damas	OF	6-1	180	R/R	Jr.	Willow Springs, Ill./South Suburban CC
	Tyler Gatrell	RHP	6-0	175	R/R	Fr.	Ashland, Ky./Boyd County
	Ryan Kiel	LHP	6-4	220	L/L	So.	Los Gatos, Calif./Arizona
	Nate Lape	OF	6-5	200	R/R	So.	Huntington, N.Y./North Carolina
	Thad Ledford	C	6-1	195	R/R	Sr.	Yukon, Okla./Texas-Arlington

ALPHABETICAL ROSTER

No.	Player	Pos.	No.	Player	Pos.
35	Andrew Blain	LHP		Nate Lape	OF
	Brandon Casamassima	IF		Thad Ledford	C
2	Mason Chapman	OF	34	Clay Maddox	C
9	Brian Chrisman	LHP	11	Jimmy Mathias	IF
	Nick Damas	OF	27	Brendan Murphy	IF/C
28	Adam Dobies	RHP	14	Chris Peak	OF
	Tyler Gatrell	RHP	41	Tom Ponietowicz	RHP
32	Alan Gentry	RHP	20	Sean Rigney	LHP
33	Fred Haden	IF	22	Jeff Rowley	OF
38	Andrew Hancock	RHP	4	Blake Sanders	IF
3	Matt Helm	IF	17	Jeremy Slone	RHP
7	Aaron Jamieson	IF	55	Pete Thackston	IF
18	Jacob Johnson	C	10	Josh Valle	IF
19	Tommy Johnson	C	24	Brit Vincent	OF
	Ryan Kiel	LHP	8	Nick Wolle	RHP
40	Adam Kuhr	RHP			



Jeremy Slone

MARSHALL

30

2007 C. USA BASEBALL

CUSA™

2007 SCHEDULE

FEBRUARY

16	at Charleston Southern	2:00p
17	at Charleston Southern	1:00p
18	at Charleston Southern	1:00p
24	LASALLE (DH)	Noon
25	LASALLE (DH)	1:00p

MARCH

2	BUFFALO	1:00p
3	BUFFALO (DH)	1:00p
4	BUFFALO	Noon
7	at Morehead State	3:00p
9	CAMPBELL	1:00p
10	CAMPBELL (DH)	Noon
13	YOUNGSTOWN STATE	1:00p
14	YOUNGSTOWN STATE	1:00p
16	CANISIUS	1:00p
17	CANISIUS (DH)	Noon
18	CANISIUS	1:00p
20	at James Madison	2:30p
21	at James Madison	2:30p
23	TULANE	7:00p
24	TULANE	Noon
25	TULANE	11:00a
28	OHIO	3:00p
30	at Rice	8:00p
31	at Rice	4:00p

APRIL

1	at Rice	2:00p
3	at Louisville	6:00p
6	at Liberty	3:00p
7	at Liberty (DH)	11:00a
11	MOREHEAD STATE	3:00p
13	EAST CAROLINA	7:00p
14	EAST CAROLINA	7:00p
15	EAST CAROLINA	Noon
17	at Eastern Kentucky	3:00p
20	at Memphis	7:30p
21	at Memphis	3:00p
22	at Memphis	2:00p
24	EASTERN KENTUCKY	3:00p
25	at Ohio	6:00p
27	HOUSTON	7:00p
28	HOUSTON	7:00p
29	HOUSTON	Noon

MAY

4	at Southern Miss	7:30p
5	at Southern Miss	5:00p
6	at Southern Miss	2:00p
11	UAB	7:00p
12	UAB	2:00p
13	UAB	10:30p
15	MIAMI (OHIO)	3:00p
18	at UCF	7:30p
19	at UCF	7:30p
20	at UCF	2:00p
23-27	at C-USA Championship (New Orleans, La.)	

All times Eastern and subject to change.

2006 RESULTS

FEBRUARY

17	at Belmont	L	3-7	0-1
17	at Belmont	W	7-5 (7)	1-1
24	at Georgia Southern	L	1-8	1-2
26	at Georgia Southern	L	0-4	1-3
26	at Georgia Southern	L	8-11	1-4

MARCH

3	BUFFALO	L	7-8	1-5
4	BUFFALO	W	10-9	2-5
4	BUFFALO	W	20-3	3-5
5	BUFFALO	W	13-7	4-5
8	at Kentucky	L	6-7	4-6
13	NIAGARA	L	8-12	4-7
14	NIAGARA	W	13-2	5-7
17	CLEVELAND STATE	W	16-7	6-7
18	CLEVELAND STATE	W	20-9	7-7
19	CLEVELAND STATE	W	6-1	8-7
22	at (21) Virginia	L	0-12	8-8
24	at Houston	L	0-7	8-9
25	at Houston	L	1-4	8-10
26	at Houston	L	1-15 (7)	8-11
28	(25) JAMES MADISON	W	8-6	9-11
29	(25) JAMES MADISON	W	9-8	10-11
31	UCF	L	1-18	10-12

APRIL

1	UCF	L	5-7	10-13
2	UCF	W	6-5	11-13
4	at Ohio	W	8-6	12-13
7	MEMPHIS	L	4-7 (11)	12-14
8	MEMPHIS	L	4-14	12-15
9	MEMPHIS	L	8-9 (10)	12-16
11	at Morehead State	W	15-3	13-16
14	at UAB	W	22-8	14-16
15	at UAB	W	9-2	15-16
16	at UAB	W	10-3	16-16
18	at Virginia Tech	L	4-9	16-17
21	at East Carolina	L	9-10	16-18
22	at East Carolina	L	9-10	16-19
23	at East Carolina	W	5-3	17-19
26	EASTERN KENTUCKY	W	6-3	18-19
28	SOUTHERN MISS	W	6-3	19-19
29	SOUTHERN MISS	L	4-19	19-20
30	SOUTHERN MISS	L	0-5	19-21

MAY

3	at Eastern Kentucky	W	14-12	20-21
5	at (17) Tulane	L	0-3	20-22
6	at (17) Tulane	L	8-9	20-23
7	at (17) Tulane	L	1-2 (10)	20-24
9	at Miami (Ohio)	L	8-9	20-25
10	MOREHEAD STATE	W	13-3	21-25
12	NEW YORK TECH	W	18-5	22-25
13	NEW YORK TECH	L	1-5	22-26
14	NEW YORK TECH	L	1-2	22-27
18	(1) RICE	L	6-26	22-28
19	(1) RICE	L	10-14	22-29
20	(1) RICE	L	0-12 (7)	22-30
24	#vs. Houston	L	1-9	22-31
25	#vs. (11) Tulane	L	1-12	22-32

#at C-USA Championship (Houston, Texas)

HOME GAMES IN CAPS. Conference games in bold.



MARSHALL

31

2007 C-USA BASEBALL

C-USA

2006 STATISTICS

Record: 22-32 C-USA: 6-18

BATTING

Player	AVG	GP-GS	AB	R	H	2B	3B	HR	RBI	TB	SLG%	BB	HBP	SO	GDP	OB%	SF	SH	SB-ATT	PO	A	E	FLD%
Johnson	.382	16-8	34	8	13	1	0	1	10	17	.500	9	1	6	1	.523	0	1	0-0	47	3	2	.962
Russell	.347	54-54	173	49	60	9	0	6	34	87	.503	38	22	39	4	.513	1	0	3-3	261	41	6	.981
Frederick	.345	54-52	203	54	70	16	0	9	38	113	.557	28	2	18	1	.424	3	4	10-12	25	105	17	.884
Murphy	.315	54-54	203	40	64	19	1	15	70	130	.640	22	7	45	10	.396	3	0	2-2	70	5	2	.974
Wolle	.308	9-2	13	3	4	0	0	0	1	4	.308	1	0	2	0	.357	0	0	0-0	29	5	0	1.000
Vincent	.301	53-53	183	44	55	15	1	3	21	81	.443	16	4	21	9	.369	0	5	3-3	126	5	6	.956
Stieger	.292	53-53	219	38	64	21	1	5	38	102	.466	9	2	51	10	.321	4	2	4-4	401	27	6	.986
Mason	.290	48-46	155	28	45	16	1	2	28	69	.445	9	8	14	4	.354	3	4	3-5	86	107	3	.985
Ptacek	.287	54-48	167	36	48	8	0	2	26	62	.371	23	8	39	4	.397	1	8	5-10	100	4	2	.981
Monaco	.269	54-50	193	35	52	4	1	1	23	61	.316	22	2	44	2	.349	1	8	18-24	91	5	4	.960
Levinson	.260	54-54	181	25	47	10	1	3	31	68	.376	14	14	33	5	.354	3	5	0-2	99	150	13	.950
Mathias	.243	25-7	37	5	9	0	1	0	6	11	.297	3	2	15	1	.318	2	0	1-3	14	25	4	.907
Peak	.238	17-1	21	3	5	1	0	0	2	6	.286	4	0	7	0	.360	0	0	0-0	9	0	1	.900
Helm	.212	22-4	33	4	7	2	0	0	2	9	.273	2	1	13	0	.270	1	1	1-1	11	26	9	.804
Hagen	.200	7-0	5	1	1	0	0	0	3	1	.200	1	1	0	1	.429	0	0	0-0	1	0	0	1.000
Dobies	.000	1-0	1	0	0	0	0	0	0	0	.000	0	0	0	0	.000	0	0	0-0	2	8	0	1.000
Stanley	.000	1-0	0	1	0	0	0	0	0	0	.000	1	0	0	0	1.000	0	0	0-0	3	4	1	.875
Totals	.299	54-54	1821	374	544	122	7	47	333	821	.451	202	74	347	52	.387	22	38	50-69	1384	579	81	.960
Opponents	.319	54-54	1913	419	611	117	18	63	386	953	.498	232	54	327	36	.403	25	24	58-86	1389	622	80	.962

LOB - Team (388), Opp (447) DPs turned - Team (42), Opp (57) TPs turned - Team (0), Opp (1) CI - Team (2), Russell 2, Opp (5) iBB - Team (6), Ptacek 2, Frederick 2, Murphy 1, Russell 1, Opp (14) Picked off - Levinson 5, Monaco 3, Mason 2, Stieger 1, Frederick 1, Murphy 1

PITCHING (All games sorted by ERA)

Player	ERA	W-L	APP	GS	CG	SHO/CBO	SV	IP	H	R	ER	BB	SO	2B	3B	HR	AB	B/Avg	WP	HBP	BK	SFA	SHA
Blain	2.25	1-0	20	0	0	0/0	1	12.0	9	4	3	8	9	1	0	0	41	.220	0	0	0	0	1
Meyers	2.84	2-0	22	0	0	0/0	1	12.2	16	7	4	7	13	4	1	1	55	.291	3	1	0	1	1
Knippelmeyer	4.91	1-1	21	0	0	0/0	5	25.2	22	15	14	14	30	6	0	3	92	.239	0	6	1	2	2
Bump	4.94	0-0	25	0	0	0/0	0	23.2	29	17	13	7	17	6	0	1	101	.287	1	4	0	0	1
Slone	5.18	3-8	15	15	2	0/0	0	88.2	126	64	51	32	51	19	3	9	374	.337	5	9	2	6	7
Koutsavlis	6.00	6-7	16	14	4	0/0	0	84.0	103	71	56	32	56	15	1	14	341	.302	4	1	1	4	5
Wolle	6.75	0-6	17	0	0	0/0	1	26.2	38	22	20	9	22	6	0	4	108	.352	3	0	0	2	2
Ponietowicz	6.97	0-0	5	2	0	0/0	0	10.1	7	9	8	14	7	2	0	2	37	.189	1	3	0	0	0
Gentry	8.00	0-1	8	0	0	0/0	0	18.0	30	27	16	16	6	8	2	2	85	.353	1	5	0	0	0
Dobies	8.18	1-1	8	5	0	0/0	0	22.0	33	22	20	13	11	9	1	1	94	.351	3	3	0	0	1
Stanley	8.33	3-0	11	2	0	0/0	0	27.0	40	27	25	7	14	9	2	4	116	.345	4	4	0	3	1
Chrisman	9.13	3-7	15	13	0	0/0	0	67.0	9	72	68	38	59	19	4	12	279	.323	6	9	3	3	1
Cummings	10.89	2-1	10	1	0	0/0	0	19.0	28	24	23	20	19	4	2	1	80	.350	5	3	1	2	0
Gielarowski	11.45	0-0	6	0	0	0/0	1	11.0	15	15	14	10	4	3	1	3	44	.341	0	2	0	1	1
Hancock	13.83	0-0	9	2	0	0/0	0	13.2	25	23	21	5	9	6	1	6	66	.379	2	4	0	1	1
Totals	6.95	22-32	54	54	6	0/0	9	461.1	611	419	356	232	327	117	18	63	1913	.319	38	54	8	25	24
Opponents	5.91	32-22	54	54	7	6/4	7	463.0	544	374	304	202	347	122	7	47	1821	.299	46	74	9	22	38

PB - Team (5), Russell 3, T. Johnson 2, Opp (11) Pickoffs - Team (5), Chrisman 2, Slone 1, Koutsavlis 1, Russell 1, Opp (13) SBA/ATT - Russell (46-67), Slone (14-19), Koutsavlis (14-19), Chrisman (6-12), T. Johnson (7-10), Wolle (7-9), Dobies (5-7), Knippelmeyer (3-6), Stanley (5-5), Bump (4-5), Cummings (2-3), Blain (1-2), Gentry (1-2), Ponietowicz (0-1), Hancock (1-1)

MARSHALL

32

2007 C-USA BASEBALL

TM

C-USA



QUICK FACTS

Location: Memphis, Tenn.
 Founded: 1912
 Enrollment: 20,465
 Nickname: Tigers
 Colors: Blue and Gray
 Home Fields: Nat Buring Stadium (2,000)
 AutoZone Park (15,000)
 Dimensions: 318 L, 380 C, 317 R (NB)
 319 L, 400 C, 322 R (AZ)
 President: Dr. Shirley Raines
 FAR: Dr. Rodney Smith
 Athletics Director: R.C. Johnson
 SWA: Lynn Parkes


SPORTS INFORMATION

Baseball SID: Jason Redd
 Office Phone: 901/678-4640
 E-mail: jredd@memphis.edu
 Mobile: 901/734-0565
 FAX: 901/678-4134
 Press Box: 901/678-1301 (NB)
 901/722-0213(AZ)
 Website: www.gotigersgo.com

BASEBALL FACTS

2006 Record: 32-28
 2006 C-USA Record: 13-11
 2006 C-USA Championship: 2-2
 2006 Postseason: n/a
 NCAA Appearances: 4
 NCAA Records: 8-8
 All-Time Record: 1,420-1,044-14 (.576)
 Letterwinners R/L: 12/10
 Starters R/L: 7/1

MEMPHIS



(43) DARON SCHOENROCK

Alma Mater: Tennessee Tech '84
 Career Record: 70-122 (4)
 Record at Memphis: 45-70 (2)
 Assistants:
 (21) Michael Federico
 (Southern Miss '99)
 (13) Jerry Zulli (New Orleans '02)
 (20) Allen Osborne (Marshall '96)
 Director of Baseball Operations:
 Bill Wood
 Office Phone: 901/678-2452



Dr. Shirley Raines
President



R.C. Johnson
Athletics Director



Lynn Parkes
SWA



Jason Redd
Baseball SID



Nat Buring Stadium



MEMPHIS

33

2007 C-USA BASEBALL




2007 ROSTER

No.	Player	Pos.	B/T	Ht.	Wt.	Year	Hometown/Previous School
1	Alex Fennell	C	5-10	199	R-R	Jr.	Southaven, Miss./Southaven
2	Will Petersen	OF	5-9	206	R-L	Sr.	Valdosta, Ga./Middle Georgia JC
3	Michael Murray	INF	5-9	175	R-R	Sr.	Baton Rouge, La./Meridian CC
4	Tyler Huelsing	OF	6-0	192	L-R	Fr.	Munford, Tenn./Munford
5	Mark Doll	RHP	6-0	174	R-R	Jr.	N. Forsyth, Ga./Birmingham Southern
6	Ben Grisham	OF/RHP	5-10	185	R-R	Sr.	Senatobia, Miss./Mississippi State
7	Kyle Norrid	3B/1B	5-11	205	R-R	Sr.	Germantown, Tenn./Tennessee
8	Kyle Aldridge	OF/1B	6-0	172	L-L	Fr.	Olive Branch, Miss./Olive Branch
9	Joey Lieberman	1B/OF	5-10	210	R-R	Sr.	Vicksburg, Miss./Meridian CC
10	Bill Moss	INF	6-0	194	R-R	Sr.	Germantown, Tenn./CBHS
11	Chris Kirkland	C	6-4	200	R-R	Jr.	Knoxville, Tenn./Chipola JC
12	Neil Schenk	LHP	6-2	200	L-L	Jr.	Memphis, Tenn./Briarcrest
14	Matt Yokley	RHP	6-2	200	R-R	So.	Collierville, Tenn./Collierville
15	Trey Wiedman	OF/1B	6-1	205	R-R	So.	Memphis, Tenn./Houston
16	Adam Amar	1B	6-4	235	R-R	Sr.	Lake Mary, Fla./Lake Highland Prep
17	Mark Jobe	RHP	6-0	204	R-R	Fr.	Memphis, Tenn./White Station
18	Brach Davis	LHP	5-9	206	R-L	So.	Southaven, Miss./Southaven
19	Josh Irvin	OF/C	5-11	204	L-R	Sr.	Coldwater, Miss./Northwest Miss. CC
22	K.K. Chalmers	OF	5-6	152	R-R	Jr.	Southaven, Miss./Southaven
23	Chris Novikoff	RHP	6-6	219	R-R	Fr.	Madisonville, Tenn./Christian Acad. of Knoxville
24	Lance Scoggins	LHP	5-10	181	L-L	Sr.	Memphis, Tenn./Jackson St. CC
26	Scott McGregor	RHP	6-2	190	R-R	So.	Liberty Township, Ohio/Lakota East
27	Dusty Davis	LHP	6-0	200	L-L	Sr.	Summit, Miss./Meridian CC
28	Dane Sharp	RHP	6-4	205	R-R	Fr.	Bartlett, Tenn./Bartlett
29	Eric Farrell	INF	5-10	168	R-R	So.	Collierville, Tenn./Birmingham Southern
30	Brennon Martin	LHP	6-3	196	L-L	Fr.	Memphis, Tenn./Harding Academy
33	Chris South	RHP	5-11	187	R-R	Jr.	Bartlett, Tenn./Bartlett
34	Marc Ashley	RHP/INF	5-10	158	R-R	Fr.	Collierville, Tenn./Collierville
35	Zach Helton	INF	5-10	170	R-R	Fr.	Knoxville, Tenn./Knoxville Central
36	Capris Longmire	OF	6-1	173	R-R	Fr.	Nashville, Tenn./Centennial
37	Steven Watson	C	6-0	191	R-R	Fr.	Murfreesboro, Tenn./Oakland
38	Zach Clark	INF	5-4	155	R-R	Fr.	Bartlett, Tenn./Bartlett
39	Nathan Hill	RHP	5-11	185	L-R	Jr.	Memphis, Tenn./Evangelical Christian
40	Philip Utley	RHP	6-3	256	R-R	Sr.	Jackson, Tenn./Walters State CC
41	Andrew Haley	LHP	5-10	161	L-L	Fr.	Cordova, Tenn./Cordova
42	Chris Newsom	OF	6-0	185	L-R	Jr.	Germantown, Tenn./Germantown
44	Garrett Hachtel	RHP	6-3	206	R-R	R-Fr.	Cordova, Tenn./Cordova
46	Chase Sain	C	6-4	206	R-R	R-Fr.	Bolivar, Tenn./Bolivar Central
50	Dylan Cupples	RHP	6-0	197	R-R	Fr.	Dyersburg, Tenn./Dyer County

ALPHABETICAL ROSTER

No.	Player	Pos.	No.	Player	Pos.
8	Kyle Aldridge	OF/1B	9	Joey Lieberman	1B/OF
16	Adam Amar	1B	36	Capris Longmire	OF
34	Marc Ashley	RHP/INF	30	Brennon Martin	LHP
22	K.K. Chalmers	OF	26	Scott McGregor	RHP
38	Zach Clark	INF	10	Bill Moss	INF
50	Dylan Cupples	RHP	3	Michael Murray	INF
18	Brach Davis	LHP	42	Chris Newsom	OF
27	Dusty Davis	LHP	7	Kyle Norrid	3B/1B
5	Mark Doll	RHP	23	Chris Novikoff	RHP
29	Eric Farrell	INF	2	Will Petersen	OF
1	Alex Fennell	C	46	Chase Sain	C
6	Ben Grisham	OF/RHP	12	Neil Schenk	LHP
44	Garrett Hachtel	RHP	24	Lance Scoggins	LHP
41	Andrew Haley	LHP	28	Dane Sharp	RHP
35	Zach Helton	INF	33	Chris South	RHP
39	Nathan Hill	RHP	40	Philip Utley	RHP
4	Tyler Huelsing	OF	37	Steven Watson	C
19	Josh Irvin	OF/C	15	Trey Wiedman	OF/1B
17	Mark Jobe	RHP	14	Matt Yokley	RHP
11	Chris Kirkland	C			



Kyle Norrid

MEMPHIS

34

2007 C. USA BASEBALL

C. USATM

2007 SCHEDULE

FEBRUARY

20	at Ole Miss	3:00p
22-24	at Service Academies Spring Classic	
22	vs. BYU	3:00p
23	vs. Akron	4:00p
24	vs. Missouri	4:00p
27	TENNESSEE-MARTIN	4:00p

MARCH

2-4	AUTOZONE CLASSIC	
2	vs. Northern Iowa	3:30p
3	vs. Indiana	3:30p
4	vs. Eastern Illinois	2:30p
6	at Samford	2:00p
7	at Samford	2:00p
9	at Clemson	3:00p
10	at Clemson	1:00p
11	at Clemson	Noon
13	ILLINOIS STATE	4:00p
14	ILLINOIS STATE	4:00p
16	AKRON	6:30p
17	AKRON	2:00p
18	AKRON	Noon
20	MIDDLE TENNESSEE	6:30p
21	MIDDLE TENNESSEE	6:30p
23	at East Carolina	6:00p
24	at East Carolina	5:00p
25	at East Carolina	10:00a
27	at Mississippi State	6:30p
28	at Mississippi State	6:30p
30	SOUTHERN MISS	6:30p
31	SOUTHERN MISS	2:00p

APRIL

1	SOUTHERN MISS	1:00p
6	at Tulane	6:30p
7	at Tulane	2:00p
8	at Tulane	1:00p
10	at Murray State	3:00p
11	MURRAY STATE	6:30p
13	at UAB	7:00p
14	at UAB	2:00p
15	at UAB	1:00p
17	AUSTIN PEAY	6:30p
18	at Austin Peay	6:00p
20	MARSHALL	6:30p
21	MARSHALL	2:00p
22	MARSHALL	1:00p
24	at Southeast Missouri	6:00p
25	at Southeast Missouri	4:00p

MAY

2	vs. Ole Miss (AZ)	6:30p
4	UCF	6:30p
5	UCF	4:00p
6	UCF	1:00p
8	at Arkansas State	6:30p
9	ARKANSAS STATE	6:30p
11	HOUSTON	6:30p
12	HOUSTON	2:00p
13	HOUSTON	1:00p
15	at Tennessee-Martin	5:30p
17	at Rice	7:00p
18	at Rice	7:00p
19	at Rice	2:00p
23-27	at C-USA Championship (New Orleans, La.)	

2006 RESULTS

FEBRUARY

21	at Alabama	W	2-0	1-0
24-26	at Service Academies Classic (Millington, Tenn.)			
24	vs. Oklahoma	W	2-1	2-0
25	vs. (22) Notre Dame	W	7-6 (10)	3-0
26	NAVY	L	6-7	3-1
28	TENNESSEE-MARTIN	W	9-7	4-1

MARCH

1	at Arkansas-Little Rock	L	3-5	4-2
3	at Nicholls State	W	8-7	5-2
4	at Nicholls State	L	4-6	5-3
5	at Nicholls State	W	17-4	6-3
7	MIDDLE TENNESSEE	W	11-5	7-3
8	MIDDLE TENNESSEE	W	8-3	8-3
10	TROY	L	9-16	8-4
11	TROY	L	3-21	8-5
12	TROY	L	11-18	8-6
14	at Murray State	W	13-6	9-6
17	SOUTHEAST MISSOURI	W	5-1	10-6
18	SOUTHEAST MISSOURI	W	15-1	11-6
21	MISSISSIPPI (AZ)	L	4-8	11-7
22	at Arkansas State	L	3-5	11-8
24	(14) TULANE	W	11-4	12-8
25	(14) TULANE	L	1-7	12-9
26	(14) TULANE	L	2-10	12-10
28	at Austin Peay	L	6-14	12-11
29	AUSTIN PEAY	L	9-11	12-12
31	at (20) Southern Miss	W	5-4	13-12

APRIL

1	at (20) Southern Miss	L	7-8	13-13
2	at (20) Southern Miss	W	15-6	14-13
4	ARKANSAS-LITTLE ROCK	W	8-6	15-13
5	vs. Tennessee-Martin	W	5-4 (11)	16-13
7	at Marshall	W	7-4 (11)	17-13
8	at Marshall	W	14-4	18-13
9	at Marshall	W	9-8 (10)	19-13
11	MURRAY STATE	W	12-1	20-13
12	ARKANSAS STATE	W	6-2	21-13
14	(2) RICE	L	3-7	21-14
15	(2) RICE	L	6-22	21-15
16	(2) RICE	L	8-19	21-16
18	(15) MISSISSIPPI STATE	L	8-12	21-17
19	(15) MISSISSIPPI STATE (AZ)	L	3-5	21-18
21	at (19) Houston	L	2-3	21-19
22	at (19) Houston	L	1-7	21-20
23	at (19) Houston	L	7-8 (16)	21-21
29	MISSISSIPPI VALLEY STATE	W	13-3	22-21
29	MISSISSIPPI VALLEY STATE	W	13-5	23-21

MAY

5	UAB	W	9-4	24-21
6	UAB	L	2-6	24-22
7	UAB	L	4-9	24-23
9	at Middle Tennessee	L	3-15	24-24
10	at Middle Tennessee	L	7-8	24-25
12	at UCF	W	20-4	25-25
13	at UCF	W	10-4	26-25
14	at UCF	W	11-3	27-25
16	at (18) Mississippi	L	5-7	27-26
18	EAST CAROLINA	W	9-6	28-26
19	EAST CAROLINA	W	14-6	29-26
20	EAST CAROLINA	W	11-10	30-26
24	#vs. Southern Miss	L	2-6	30-27
25	#vs. UAB	W	2-13	31-27
26	#vs. Southern Miss	W	8-5	32-27
27	#at (1) Rice	L	5-8	32-28

#at C-USA Championship (Houston, Texas)

HOME GAMES IN CAPS. Conference games in bold.

(AZ) - AutoZone Park

All times Central and subject to change.

(AZ) - AutoZone Park



MEMPHIS

35

2007 C-USA BASEBALL

C-USA

2006 STATISTICS

Record: 32-28 C-USA: 13-11

BATTING

Player	AVG	GP-GS	AB	R	H	2B	3B	HR	RBI	TB	SLG%	BB	HBP	SO	GDP	OB%	SF	SH	SB-ATT	PO	A	E	FLD%
Amar	.395	55-55	210	40	83	17	3	10	66	136	.648	31	4	26	8	.472	5	0	2-3	472	32	11	.979
Hope	.389	29-0	18	8	7	1	0	0	1	8	.444	4	0	4	0	.500	0	1	0-2	5	4	3	.750
Moss	.365	58-58	233	49	85	24	0	6	45	127	.545	26	8	34	3	.439	4	2	2-4	125	162	13	.957
Petersen	.336	60-60	253	64	85	22	0	10	47	137	.542	16	10	52	5	.392	4	2	12-17	79	3	4	.953
Norrid	.324	60-60	247	46	80	14	2	4	45	110	.445	19	12	30	5	.398	1	2	4-9	71	118	16	.922
Lieberman	.319	44-33	135	28	43	7	0	13	42	89	.659	5	4	35	2	.356	2	1	1-2	8	0	1	.889
Chalmers	.312	60-58	237	61	74	12	6	6	30	116	.489	32	6	53	2	.404	2	5	39-43	141	4	5	.967
Goss	.305	45-28	118	23	36	3	0	1	16	42	.356	11	3	25	1	.376	1	0	2-3	55	1	1	.982
Wiedman	.303	18-5	33	4	10	2	0	0	2	12	.364	3	1	10	0	.378	0	0	0-0	3	0	0	1.000
Murray	.302	59-55	205	46	62	7	1	0	30	71	.346	23	4	38	5	.380	2	3	11-16	86	192	20	.933
Irvin	.284	37-18	88	13	25	6	0	0	15	31	.352	7	1	23	4	.340	1	1	0-1	31	0	1	.969
Tolliver	.280	24-8	50	6	14	2	0	1	8	19	.380	5	0	8	0	.339	1	0	2-2	32	52	9	.903
Barton	.257	44-41	136	25	35	4	0	4	23	51	.375	16	3	35	1	.338	5	1	2-2	268	30	1	.997
Grisham	.248	41-39	137	24	34	7	0	6	28	59	.431	12	0	31	1	.305	2	1	3-4	66	11	2	.975
Bastien	.222	8-0	9	2	2	0	0	0	1	2	.222	1	0	3	0	.300	0	0	0-0	4	0	0	1.000
Fennell	.219	27-19	73	9	16	1	0	1	11	20	.274	5	0	15	1	.263	2	1	2-3	119	11	2	.985
Newsom	.219	31-3	32	4	7	0	0	0	2	7	.219	3	0	10	0	.286	0	0	1-2	16	0	1	.941
Peterson	.167	8-0	6	1	1	1	0	0	1	2	.333	2	1	3	0	.444	0	0	0-0	4	0	0	1.000
Totals	.315	60-60	2220	453	699	130	12	62	413	1039	.468	221	57	435	38	.386	32	20	83-113	1615	691	98	.959
Opponents	.315	60-60	2217	413	699	122	13	63	380	1036	.467	178	71	385	59	.380	26	40	51-73	1601	620	106	.954

LOB - Team (484), Opp (505) DPs turned - Team (68), Opp (46) CI - Team (1), A Fennell 1, Opp (3) IBB - Team (6), A Amar 3, B Moss 1, K Norrid 1, B Grisham 1, Opp (9) Picked off - K Norrid 2, B Moss 2, W Petersen 2

PITCHING (All games sorted by ERA)

Player	ERA	W-L	APP	GS	CG	SHO/CBO	SV	IP	H	R	ER	BB	SO	2B	3B	HR	AB	B/Avg	WP	HBP	BK	SFA	SHA
Jaudon	4.70	4-1	20	0	0	0/0	1	38.1	46	25	20	12	13	5	0	4	157	.293	3	7	1	1	4
D Davis	4.83	4-1	21	1	0	0/1	0	54.0	67	34	29	17	46	19	0	8	220	.305	1	3	1	2	4
Yokley	4.97	2-3	21	0	0	0/0	2	41.2	48	29	23	15	43	14	0	4	168	.286	8	5	1	0	4
South	5.14	1-0	5	0	0	0/0	0	7.0	7	4	4	2	6	1	0	0	8	.250	2	3	0	0	0
Grisham	5.35	1-2	11	6	0	0/0	1	38.2	49	26	23	12	26	5	0	6	154	.318	2	6	1	1	2
McGregor	5.40	7-3	14	14	3	0/0	0	80.0	95	61	48	20	50	16	4	13	327	.291	4	11	2	4	5
M Davis	5.83	2-1	14	4	0	0/1	0	41.2	56	30	27	17	39	7	0	5	173	.324	3	4	3	1	4
Gostkowski	6.00	1-4	11	7	0	0/0	0	42.0	58	32	28	13	35	8	2	7	177	.328	2	6	0	1	3
B Davis	6.00	0-0	2	1	0	0/0	0	3.0	2	2	2	3	5	1	0	0	11	.182	0	2	1	0	0
Scoggins	6.27	2-4	14	12	0	0/0	0	47.1	65	44	33	30	33	8	2	0	190	.342	4	5	1	4	4
Utley	6.30	4-5	20	10	0	0/1	2	65.2	101	55	46	11	50	19	3	5	283	.357	7	6	0	6	5
Schenk	6.82	2-2	14	4	0	0/0	0	34.1	44	29	26	16	23	7	2	7	141	.312	2	4	4	2	4
Langley	6.86	1-2	10	1	0	0/0	1	19.2	27	17	15	4	7	3	0	1	82	.329	1	1	0	2	1
Senter	7.77	1-0	10	0	0	0/0	1	22.0	29	19	19	4	8	6	0	2	91	.319	2	8	0	2	0
Irvin	12.00	0-0	2	0	0	0/0	0	3.0	5	6	4	2	1	3	0	1	15	.333	0	0	0	0	0
Totals	5.73	32-28	60	60	3	1/1	8	538.1	699	413	343	178	385	122	13	63	2217	.315	41	71	15	2	40
Opponents	6.43	28-32	60	60	3	0/0	11	533.2	699	453	381	221	435	130	12	62	2220	.315	81	57	12	32	20

PB - Team (6), A Fennell 3, C Barton 3, Opp (10) Pickoffs - Team (6), C Barton 3, M Yokley 2, A Fennell 1, Opp (6) SBA/ATT - C Barton (32-47), A Fennell (19-24), S Gostkowski (10-12), L Scoggins (10-11), B Grisham (3-7), S McGregor (3-7), P Utley (5-6), M Davis (4-6), N Schenk (4-6), D Jaudon (2-4), D Davis (2-4), J Langley (2-3), T Senter (3-3), M Yokley (1-2), B Davis (1-1), C South (1-1)

MEMPHIS

36

2007 C-USA BASEBALL





RICE



RICE

37

2007 C-USA BASEBALL

QUICK FACTS


Location: Houston, Texas
 Founded: 1891
 Enrollment: 4,971
 Nickname: Owls
 Colors: Blue and Gray
 Home Field: Reckling Park (4,500)
 Dimensions: 330 L, 400 C, 330 R
 President: David W. Leebron
 FAR: Dr. James Castañeda
 Athletics Director: Chris Del Conte
 SWA: Chris Huston

SPORTS INFORMATION

Baseball SID: John Sullivan
 Office Phone: 713/348-5636
 E-mail: jsully@rice.edu
 FAX: 713/348-6019
 Mobile: 832/250-9000
 Press Box: 713/348-4931
 Website: www.riceowls.com


BASEBALL FACTS

2006 Record: 57-13
 2006 C-USA Record: 22-2
 2006 C-USA Championship: 4-0
 (Championship)
 2006 Postseason: CWS (7-3)
 NCAA Appearances: 12 (CWS-5)
 NCAA Record: 54-29
 All-Time Record: n/a
 Letterwinners R/L: 17/12
 Starters R/L: 7/2



(37) WAYNE GRAHAM

Alma Mater: Texas '70
 Career Record: 1,259-383 (26)
 Record at Rice: 684-270 (15)
 Assistants:
 (6) Mike Taylor (Prairie View A&M '97)
 (5) David Pierce (Houston '88)
 (18) Patrick Hallmark (Rice '95)
 Director of Baseball Operations:
 Kim Koehn
 Office Phone: 713/348-8864



David W. Leebron
President




Chris Del Conte
Athletics Director



Chris Huston
SWA



John Sullivan
Baseball SID



Reckling Park




2007 ROSTER

No.	Player	Pos.	B/T	Ht.	Wt.	Year	Hometown/Previous School
1	Derek Myers	INF	R/R	5-9	180	Jr.	Bellaire, Texas/Bellaire
2	Jimmy Comerota	INF	R/R	6-1	180	Fr.	Missouri City, Texas/Hightower
3	Bobby Bramhall	P/OF	L/L	5-11	180	Jr.	College Station, Texas/A&M Consolidated
4	Brian Friday	INF	R/R	5-11	180	Jr.	Houston, Texas/Bellaire Episcopal
7	Jordan Dodson	OF	R/R	6-1	205	Jr.	The Woodlands, Texas/The Woodlands
8	Kyle Gunderson	P	R/R	6-3	210	Sr.	Austin, Texas/Anderson
9	Aaron Luna	INF/OF	R/R	5-11	200	So.	Southlake, Texas/Carroll
10	Jared Gayhart	OF/P	L/R	6-3	195	So.	Katy, Texas/San Jacinto College
11	Danny Lehmann	C	R/R	5-11	190	Jr.	The Woodlands, Texas/The Woodlands
12	Diego Seastrunk	INF/P	B/R	5-10	180	Fr.	Channelview, Texas/Channelview
13	Tyler Henley	OF	L/L	5-10	200	Jr.	Colleyville, Texas/Herritage
14	Jess Buenger	INF	B/R	5-11	180	So.	Bellville, Texas/Texas A&M University
15	Andrew Guerra	INF/OF	R/R	6-0	175	Fr.	Dallas, Texas/Jesuit
16	Jonathan Runnels	P	L/L	6-1	170	Jr.	Pasadena, Texas/San Jacinto College
17	Mike Ojala	P	R/R	6-2	185	Fr.	Kingwood, Texas/Kingwood
19	Travis Reagan	C/INF	R/R	6-1	205	Sr.	Lubbock, Texas/Monterey
20	Joe Savery	P/INF	L/L	6-3	215	Jr.	Bellaire, Texas/Lamar
21	Chris Kelley	P	R/R	6-1	200	Jr.	Sugar Land, Texas/San Jacinto College
22	Chad Lembeck	OF	R/R	6-2	195	Jr.	Lakewood, Colo./Oklahoma
23	Bryan Price	P	R/R	6-4	210	So.	Marble Falls, Texas/Marble Falls
24	Abel Gonzales	P/INF	L/L	6-1	180	Fr.	Houston, Texas/St. Thomas
26	Matt Langwell	P	R/R	6-2	225	Jr.	College Station, Texas/Sam Houston State
27	Mark Haynes	P	R/R	6-2	200	Fr.	Sugar Land, Texas/Austin
28	Ryan Berry	P	R/R	6-1	195	Fr.	Humble, Texas/Humble
29	Daniel Cooper	P	R/R	6-3	203	Jr.	Costa Mesa, Calif./Orange Coast College
30	Adam Zornes	C	R/R	6-0	215	So.	Houston, Texas/St. Thomas
31	Ryne Tacker	P	R/R	6-1	195	Sr.	Benbrook, Texas/Navarro College
32	J.P. Padron	INF	R/R	6-0	185	Jr.	League City, Texas/San Jacinto College
33	Trey Crain	INF/OF	R/R	6-2	195	Fr.	Corpus Christi, Texas/Ray
34	Scott Lonergan	P	R/R	6-5	225	Sr.	Poway, Calif./Santa Clara
35	Zack Harwood	P	R/R	6-1	170	Fr.	Groves, Texas/Port Neches-Groves
36	Will McDaniel	P	R/R	6-6	220	Jr.	Houston, Texas/Bellaire Episcopal
38	Doug Simmons	OF/INF	L/L	6-1	205	Fr.	Kingwood, Texas/Kingwood
39	Jacob Yunis	C	R/R	6-0	185	Jr.	Houston, Texas/St. John's School
40	Bobby Bell	P	B/R	6-4	195	Jr.	Aledo, Texas/Country Day
42	Cole St.Clair	P	L/L	6-6	230	Jr.	Santa Ana, Calif./Foothill
43	Travis Wright	P	R/R	6-6	180	Fr.	Paris, Texas/Paris

ALPHABETICAL ROSTER

No.	Player	Pos.	No.	Player	Pos.
40	Bobby Bell	P	22	Chad Lembeck	OF
28	Ryan Berry	P	34	Scott Lonergan	P
3	Bobby Bramhall	P/OF	9	Aaron Luna	INF/OF
14	Jess Buenger	INF	36	Will McDaniel	P
2	Jimmy Comerota	INF	1	Derek Myers	INF
29	Daniel Cooper	P	17	Mike Ojala	P
33	Trey Crain	INF/OF	32	J.P. Padron	INF
7	Jordan Dodson	OF	23	Bryan Price	P
4	Brian Friday	INF	19	Travis Reagan	C/INF
10	Jared Gayhart	OF/P	16	Jonathan Runnels	P
24	Abel Gonzales	P/INF	20	Joe Savery	P/INF
15	Andrew Guerra	INF/OF	12	Diego Seastrunk	INF/P
8	Kyle Gunderson	P	38	Doug Simmons	OF/INF
35	Zack Harwood	P	42	Cole St.Clair	P
27	Mark Haynes	P	31	Ryne Tacker	P
13	Tyler Henley	OF	39	Jacob Yunis	C
21	Chris Kelley	P	43	Travis Wright	P
26	Matt Langwell	P	30	Adam Zornes	C
11	Danny Lehmann	C			



Cole St.Clair

RICE

38

2007 C-USA BASEBALL

C-USA

2007 SCHEDULE

FEBRUARY

3	CENTRAL MISSOURI ST.	2:00p
6	at Texas State	6:30p
9-11	MINUTE MAID PARK CLASSIC	
9	vs. Vanderbilt	Noon
10	vs. Baylor	7:00p
11	vs. Texas A&M	6:00p
13	TEXAS-SAN ANTONIO	4:00p
16	LONG BEACH STATE	4:00p
17	LONG BEACH STATE	2:00p
18	LONG BEACH STATE	1:00p
20	DALLAS BAPTIST	4:00p
23	FLORIDA ATLANTIC	4:30p
24	NEBRASKA	1:00p
25	TEXAS A&M CORPUS CHRISTI	3:30p
27	at Sam Houston State	6:30p

MARCH

2	at Cal State Fullerton	9:00p
3	at Cal State Fullerton	8:00p
4	at Cal State Fullerton	2:00p
6	ST. JOHN'S	7:00p
9	vs. TCU	7:00p
10	vs. Texas Tech	7:00p
11	vs. Texas A&M Corpus Christi	4:00p
16	CAL POLY	7:00p
17	CAL POLY	2:00p
18	CAL POLY	1:00p
20	TEXAS A&M	7:00p
23	at Southern Miss	6:30p
24	at Southern Miss	3:00p
25	at Southern Miss	1:00p
27	at Texas	6:05p
30	MARSHALL	7:00p
31	MARSHALL	3:00p

APRIL

1	MARSHALL	1:00p
3	PRAIRIE VIEW A&M	7:00p
6	at East Carolina	6:00p
7	at East Carolina	5:00p
8	at East Carolina	11:00a
10	at Lamar	6:30p
13	at Houston	7:00p
14	at Houston	7:00p
15	at Houston	1:00p
17	TEXAS	7:00p
20	UCF	7:00p
21	UCF	2:00p
22	UCF	1:00p
24	SAM HOUSTON STATE	7:00p
27	at UAB	7:00p
28	at UAB	2:00p
29	at UAB	Noon

MAY

9	TEXAS STATE	7:00p
11	TULANE	7:00p
12	TULANE	2:00p
13	TULANE	1:00p
15	BAYLOR	7:00p
17	MEMPHIS	7:00p
18	MEMPHIS	7:00p
19	MEMPHIS	2:00p
23-27	at C-USA Championship (New Orleans, La.)	

2006 RESULTS

FEBRUARY

4	CENTRAL MISSOURI STATE	W	9-0	1-0
7	MCNEESE STATE	W	6-2	2-0
10-12	at Houston College Classic (Houston, Texas)			
10	vs. Texas Tech	W	5-1	3-0
11	vs. (7) Texas	L	4-5	3-1
12	vs. (19) TCU	W	12-6	4-1
17-19	COCA-COLA CLASSIC			
17	OKLAHOMA	W	8-2	5-1
18	(15) LONG BEACH STATE	L	1-4	5-2
19	LAMAR	W	7-1	6-2
21	SAM HOUSTON STATE	W	9-3	7-2
24-26	RICE INVITATIONAL			
24	ST. JOHN'S	W	14-7	8-2
25	(3) NEBRASKA	W	3-2	9-2
26	TEXAS STATE	W	3-2	10-2
28	at Texas A&M-Corpus Christi	W	6-4	11-2

MARCH

3	(7) CAL STATE FULLERTON	W	3-2	12-2
4	(7) CAL STATE FULLERTON	W	6-2	13-2
5	(7) CAL STATE FULLERTON	L	4-15	13-3
7	(17) TEXAS	L	5-9	13-4
10-12	at Corpus Christi College Classic			
10	vs. TCU	W	8-1	14-4
11	vs. (14) Arizona State	L	5-6 (10)	14-5
12	vs. Texas A&M-Corpus Christi	W	21-1 (7)	15-5
14	SAN DIEGO	W	11-2	16-5
15	at Sam Houston State	L	8-9	16-6
18	TEXAS A&M-C. CHRISTI	W	17-2	17-6
19	TEXAS A&M-C. CHRISTI	W	3-0	18-6
22	at (16) Texas	L	2-3	18-7
24	EAST CAROLINA	L	3-4	18-8
25	EAST CAROLINA	W	8-5	19-8
26	EAST CAROLINA	W	5-0	20-8
29	at Texas State	W	11-1	21-8
31	at (11) Tulane	W	3-1	22-8

APRIL

1	at (11) Tulane	W	3-2	23-8
2	at (11) Tulane	W	9-2	24-8
4	at Texas A&M	W	11-6	25-8
7	UAB	W	2-1	26-8
8	UAB	W	8-7	27-8
9	UAB	W	7-3	28-8
11	at (19) Baylor	W	6-4	29-8
14	at Memphis	W	7-3	30-8
15	at Memphis	W	22-6	31-8
16	at Memphis	W	19-8	32-8
18	at (15) Oklahoma	L	3-15	32-9
21	SOUTHERN MISS	W	12-3	33-9
22	SOUTHERN MISS	W	5-1	34-9
23	SOUTHERN MISS	W	5-3	35-9
25	TEXAS STATE	W	10-2	36-9
27	at UCF	W	2-0	37-9
28	at UCF	W	2-1	38-9
29	at UCF	W	6-3	39-9

MAY

10	LAMAR	W	11-2	40-9
12	(10) HOUSTON	L	0-3	40-10
13	(10) HOUSTON	W	7-4	41-10
14	(10) HOUSTON	W	13-3	42-10
16	vs. LSU (Metairie, La.)	W	6-3	43-10
18	at Marshall (CH)	W	26-6	44-10
19	at Marshall (CH)	W	14-10	45-10
20	at Marshall (CH)	W	12-0	46-10
24	#UAB	W	9-3	47-10
25	#SOUTHERN MISS	W	5-1	48-10
27	#MEMPHIS	W	8-5	49-10
28	# (11) HOUSTON	W	11-5	50-10

JUNE

2	%PRAIRIE VIEW A&M	W	6-5	51-10
4	%BAYLOR	W	7-2	52-10
5	%BAYLOR	W	7-4	53-10
10	% (9) OKLAHOMA	W	10-4	54-10
11	% (9) OKLAHOMA	L	5-11	54-11
12	% (9) OKLAHOMA	W	9-5	55-11
17	# vs. Georgia	W	6-4	56-11
19	# vs. Miami	W	3-2	57-11
21	# vs. Oregon State	L	0-5	57-12
22	# vs. Oregon State	L	0-2	57-13

C-USA CHAMPIONSHIP %NCAA CHAMPIONSHIP
College World Series (Omaha, Neb.)

All times Central and subject to change.



RICE

39

2007 C USA BASEBALL

CUSA™

2006 STATISTICS

Record: 57-13 C-USA: 22-2

BATTING

Player	AVG	GP-GS	AB	R	H	2B	3B	HR	RBI	TB	SLG%	BB	HBP	SO	GDP	OB%	SF	SH	SB-ATT	PO	A	E	FLD%
Friday	.353	70-70	269	66	95	22	3	9	57	150	.558	30	14	51	5	.437	5	10	17-25	97	196	14	.954
Buchanan	.346	70-70	295	64	102	9	3	5	42	132	.447	15	14	36	3	.399	4	9	13-16	131	168	6	.980
Rodriguez	.344	70-68	262	62	90	21	3	11	64	150	.573	42	9	47	7	.439	8	0	10-12	62	113	16	.916
Henley	.336	70-70	274	74	92	26	7	8	54	156	.569	30	20	38	2	.436	2	4	6-9	112	7	5	.960
Savery	.335	69-68	254	61	85	20	1	9	66	134	.528	50	1	45	9	.442	3	1	7-8	499	59	2	.996
Luna	.322	64-61	199	48	64	13	1	16	50	127	.638	21	25	51	3	.447	1	3	4-7	46	38	8	.913
Zornes	.302	40-27	96	19	29	4	0	5	23	48	.500	9	4	19	2	.382	1	2	1-1	87	9	2	.980
Dodson	.297	67-65	229	35	68	16	2	6	41	106	.463	30	4	53	4	.382	4	8	8-14	65	5	2	.972
Reagan	.294	40-30	85	12	25	5	1	0	12	32	.376	11	5	13	1	.398	2	6	0-1	248	35	5	.983
Lehmann	.278	58-43	158	32	44	12	0	3	31	65	.411	18	6	18	6	.366	4	6	1-1	395	54	5	.989
Bramhall	.258	14-6	31	7	8	2	0	0	4	10	.323	3	1	7	0	.343	0	2	0-0	6	8	2	.875
Ford	.235	37-12	51	7	12	3	0	1	9	18	.353	13	2	20	1	.403	1	1	0-0	0	0	0	.000
Myers	.222	31-2	18	10	4	0	0	0	2	4	.222	5	2	2	0	.440	0	1	3-5	3	0	0	1.000
Lembeck	.215	52-39	135	25	29	9	2	6	29	60	.444	12	5	35	1	.295	4	4	5-8	58	1	2	.967
Sperring	.077	11-2	13	1	1	0	0	1	1	4	.308	0	0	1	0	.077	0	1	0-0	8	4	1	.923
Taylor	.000	3-0	2	0	0	0	0	0	0	0	.000	0	0	2	0	.000	0	0	0-0	0	0	0	.000
Duplessis	.000	1-0	1	0	0	0	0	0	0	0	.000	0	0	1	0	.000	0	0	0-0	0	0	0	.000
Totals	.315	70-70	2372	523	748	162	23	80	485	1196	.504	289	112	439	44	.409	39	58	75-107	1856	773	74	.973
Opponents	.228	70-70	2277	260	520	85	12	31	233	722	.317	251	54	653	46	.318	12	33	52-77	1768	695	85	.967

LOB - Team (574), Opp (514) DPs turned - Team (64), Opp (53) TPs turned - Team (0), Opp (1) CI - Team (3), Reagan 2, Lehmann 1, Opp (4) IBB - Team (6), Savery 3, Rodriguez 2, Lehmann 1, Opp (6) Picked off - Friday 1, Savery 1, Dodson 1, Buchanan 1

PITCHING (All games sorted by ERA)

Player	ERA	W-L	APP	GS	CG	SHO/CBO	SV	IP	H	R	ER	BB	SO	2B	3B	HR	AB	B/Avg	WP	HBP	BK	SFA	SHA
Traweek	0.00	0-0	1	0	0	0/0	0	10	1	0	0	0	0	1	0	0	3	.333	0	0	0	0	0
Forrest	0.00	0-0	1	0	0	0/0	0	0.1	0	0	0	0	0	0	0	0	1	.000	0	0	0	0	0
St Clair	1.82	7-2	37	2	0	0/2	11	74.1	39	19	15	26	100	7	1	2	258	.151	3	8	3	1	1
Degerman	2.00	13-2	20	19	0	0/2	0	130.2	78	35	29	58	172	10	2	3	458	.170	14	6	0	1	4
Bramhall	2.36	4-2	26	0	0	0/1	3	53.1	36	19	14	26	47	13	3	2	188	.191	3	1	0	2	0
Savery	2.76	5-1	13	11	0	0/4	0	62.0	55	21	19	24	62	10	0	1	229	.240	7	3	1	1	6
McDaniel	3.34	7-1	19	9	0	0/0	0	59.1	53	30	22	23	40	9	2	4	211	.251	5	7	0	2	5
Cox	3.48	5-1	32	1	0	0/2	4	51.2	41	22	20	25	62	9	0	1	188	.218	0	9	0	0	3
Crow	3.53	8-2	24	14	0	0/2	0	81.2	85	39	32	35	88	7	3	5	317	.268	13	10	1	2	6
Sperring	4.15	0-0	5	0	0	0/0	0	4.1	10	3	2	1	3	1	0	0	21	.476	0	2	0	0	0
Bell	4.17	8-0	18	11	0	0/0	3	73.1	77	36	34	21	61	9	1	6	286	.269	4	4	2	0	5
Cooper	4.32	0-0	6	0	0	0/0	0	8.1	6	5	4	3	5	1	0	2	27	.222	1	0	0	1	3
Gunderson	7.50	0-0	6	0	0	0/0	0	6.0	9	5	5	0	2	2	0	2	24	.375	0	1	0	0	0
Price	14.14	0-1	8	3	0	0/0	0	7.0	15	16	11	8	10	3	0	2	37	.405	4	1	0	1	0
Pessa	16.88	0-1	6	0	0	0/0	1	5.1	15	10	10	1	1	3	0	1	29	.517	0	2	1	1	0
Totals	3.16	57-13	70	70	0	5/5	22	618.2	520	260	217	251	653	85	12	31	2277	.228	54	54	8	12	33
Opponents	7.07	13-57	70	70	3	3/2	6	589.1	748	523	463	289	439	162	23	80	2372	.315	52	112	19	39	58

PB - Team (3), Lehmann 2, Reagan 1, Opp (12) Pickoffs - Team (8), St Clair 4, Lehmann 2, Crow 1, Bell 1, Opp (4) SBA/ATT - Lehmann (31-41), Crow (15-17), Reagan (10-15), Zornes (11-15), Savery (8-11), Degerman (7-11), Bramhall (5-10), McDaniel (6-9), Bell (4-6), Cox (2-6), St Clair (4-5), Gunderson (0-1), Cooper (1-1)

RICE

40

2007 C-USA BASEBALL

TM

C-USA

SOUTHERN MISS



QUICK FACTS

Location: Hattiesburg, Miss.
 Founded: 1910
 Enrollment: 16,050
 Nickname: Golden Eagles
 Colors: Black and Gold
 Home Field: Pete Taylor Park/
 Hill Denson Field (3,678)
 Dimensions: 340 L, 400 C, 340 R
 President: Dr. Shelby Thames
 FAR: Dr. Dennis Phillips
 Athletics Director: Richard Giannini
 SWA: Sonya Varnell

SPORTS INFORMATION

Baseball SID: Mike Montoro
 Office Phone: 601/266-5947
 E-mail: michael.montoro@usm.edu
 FAX: 601/266-4507
 Mobile: 601/297-1435
 Press Box: 601/266-5684
 Website: www.SouthernMiss.com

BASEBALL FACTS

2006 Record: 39-23
 2006 C-USA Record: 13-11
 2006 C-USA Championship: 1-2
 2006 Postseason: NCAA (1-2)
 NCAA Appearances: 7
 NCAA Record: 7-14
 All-Time Record: 1,290-1,082-10 (.544)
 Letterwinners R/L: 19/11
 Starters R/L: 7/5



(44) CORKY PALMER

Alma Mater: Southern Miss '77
 Career Record: 337-210 (9)
 Record at Southern Miss: 337-210 (9)
 Associate Head Coach:
 (40) Scott Berry (SW Missouri State '86)
 Assistants:
 (21) Lane Burroughs (Mississippi
 College '95)
 (4) Graham Martin (SE Louisiana '03)
 Director of Baseball Operations:
 Beau Griffin
 Office Phone: 601/266-5017



Dr. Shelby Thames
 President



Richard Giannini
 Athletics Director



Sonya Varnell
 SWA



Mike Montoro
 Baseball SID




Pete Taylor Park/Hill Denson Field



SOUTHERN MISS

41

2007 C-USA BASEBALL




2007 ROSTER

No.	Player	Pos.	B/T	Ht.	Wt.	Year	Hometown/Previous School
1	Chance Harst	C	R/R	5-11	190	Fr.	Lafayette, La./St. Thomas Moore
3	Trey Cuevas	C	R/R	5-11	210	Jr.	Hattiesburg, Miss./Oak Grove
6	Ryan Belanger	RHP	R/R	5-10	160	Sr.	Houma, La./Copiah Lincoln CC
7	Trey Sutton	2B	L/R	6-0	175	Jr.	Hattiesburg, Miss./West Jones
8	Luke Adkins	OF	L/L	5-10	180	So.	Nettleton, Miss./Nettleton
9	Jeremy Davis	OF	R/R	5-11	180	Fr.	Natchez, Miss./Cathedral
10	Todd McInnis	RHP	R/R	6-1	160	Fr.	Brandon, Miss./Northwest Rankin
11	Chris Matesich	2B/SS	R/R	5-11	180	Jr.	Germantown, Tenn./Germantown
12	Brian Dozier	SS	R/R	5-11	180	So.	Fulton, Miss./Itawamba
14	Bo Davis	OF	R/R	6-0	185	So.	Meridian, Miss./West Lauderdale
15	Garrett Harris	RHP	R/R	5-11	170	Fr.	Columbus, Miss./New Hope
16	Mike Cashion	RHP	R/R	6-1	200	Jr.	Clinton, Miss./Clinton
17	James Ewing	3B	R/R	6-0	180	So.	Beaumont, Texas/University of Arkansas
18	Jared Cavenaugh	RHP	R/R	6-1	165	Fr.	Chunky, Miss./Newton County
19	Barry Bowden	RHP	R/R	6-1	195	Jr.	Vidalia, La./Vidalia
20	J.R. Ballinger	RHP	R/R	6-1	180	Fr.	Moss Point, Miss./East Central
22	Bryan Adams	RHP	R/R	6-1	190	Jr.	Semmes, Ala./South Alabama
23	Jordan King	IF/P	R/R	6-0	180	Fr.	Brandon, Miss./Northwest Rankin
24	Bailey Hartel	SS	R/R	5-11	180	Sr.	Hattiesburg, Miss./Pearl River CC
25	Eddie Burger	C	R/R	6-1	200	Sr.	Long Beach, Miss./Long Beach
26	Jody Blount	OF	R/R	6-3	195	Sr.	Union, Miss./Union
27	Drew Carson	OF	R/R	6-1	195	Jr.	Monroe, La./Neville
28	Patrick Ezell	RHP	R/R	6-2	190	Sr.	Petal, Miss./Petal
29	Ben Wade	RHP	R/R	6-3	190	So.	Hattiesburg, Miss./North Forrest
30	Houston Brown	LHP	L/L	6-0	180	Fr.	Collierville, Tenn./Evangelical Christian
32	Jonathan Johnston	RHP	R/R	6-2	195	So.	Brandon, Miss./Northwest Rankin
33	Michael Ewing	1B	L/L	6-1	190	So.	Beaumont, Texas/West Brook
35	Adam Doleac	1B	L/R	6-4	195	Fr.	Hattiesburg, Miss./Presbyterian Christian
36	Collin Cargill	RHP	R/R	6-2	185	Fr.	Hattiesburg, Miss./Hattiesburg
37	Tyler Conn	LHP	L/L	5-11	180	Jr.	Ocean Springs, Miss./Gulf Coast CC
38	David Clark	RHP	R/R	6-2	195	Jr.	Columbia, Miss./Meridian CC
41	Keith Winstead	C	R/R	6-3	205	Jr.	Hattiesburg, Miss./Pearl River CC
45	Leighton Davis	RHP	R/R	6-1	210	Jr.	Brandon, Miss./Northwest Rankin

ALPHABETICAL ROSTER

No.	Player	Pos.	No.	Player	Pos.
22	Bryan Adams	RHP	45	Leighton Davis	RHP
8	Luke Adkins	OF	35	Adam Doleac	IF
20	J.R. Ballinger	RHP	12	Brian Dozier	IF
6	Ryan Belanger	RHP	17	James Ewing	IF
26	Jody Blount	OF	33	Michael Ewing	IF
19	Barry Bowden	RHP	28	Patrick Ezell	RHP
30	Houston Brown	LHP	15	Garrett Harris	RHP
25	Eddie Burger	C	1	Chance Harst	C
36	Collin Cargill	RHP	24	Bailey Hartel	IF
27	Drew Carson	OF	32	Jonathan Johnston	RHP
16	Mike Cashion	RHP	23	Jordan King	IF/P
18	Jared Cavenaugh	RHP	11	Chris Matesich	IF
38	David Clark	RHP	10	Todd McInnis	RHP
37	Tyler Conn	LHP	7	Trey Sutton	IF
3	Trey Cuevas	C	29	Ben Wade	RHP
14	Bo Davis	OF	41	Keith Winstead	C
9	Jeremy Davis	OF			



Ryan Belanger

SOUTHERN MISS

42

2007 C-USA BASEBALL

C-USA™

2007 SCHEDULE

FEBRUARY

16-18	COCA-COLA CLASSIC	
16	SOUTHERN ILLINOIS	4:00p
17	LOUISVILLE	4:00p
18	NORTHWESTERN STATE	3:00p
20	SOUTH ALABAMA	4:00p
21	NEW ORLEANS	4:00p
23-25	at Wiregrass Classic (Dothan, Ala.)	
23	vs. Georgia Southern	2:00p
24	vs. Indiana	2:00p
25	at Troy	2:00p
28	at Southeastern Louisiana	6:30p

MARCH

2	LOUISIANA-LAFAYETTE	6:30p
3	LOUISIANA-LAFAYETTE	1:00p
4	LOUISIANA-LAFAYETTE	1:00p
6	vs. Alabama (T)	7:00p
9	at LSU	6:30p
10	at LSU	2:00p
11	at LSU	1:00p
13	SOUTHEASTERN LOUISIANA	6:30p
14	at South Alabama	6:00p
16	KENT STATE	6:30p
17	KENT STATE	1:00p
18	KENT STATE	Noon
20	vs. Louisiana-Monroe (T)	7:00p
23	RICE	6:30p
24	RICE	3:00p
25	RICE	1:00p
27	vs. Ole Miss (T)	7:00p
30	at Memphis	6:30p
31	at Memphis	2:00p

APRIL

1	at Memphis	1:00p
3	NICHOLLS STATE	6:30p
6	at UCF	5:30p
7	at UCF	5:30p
8	at UCF	Noon
11	OLE MISS	6:30p
13	TULANE	6:30p
14	TULANE	4:00p
15	TULANE	1:00p
18	LOUISIANA-MONROE	6:30p
20	UAB	6:30p
21	UAB	4:00p
22	UAB	1:00p
24	at Mississippi State	6:30p
25	at Mississippi State	6:30p
27	at East Carolina	6:00p
28	at East Carolina	5:00p
29	at East Carolina	Noon

MAY

4	MARSHALL	6:30p
5	MARSHALL	4:00p
6	MARSHALL	1:00p
12	DALLAS BAPTIST (DH)	3:00p
13	DALLAS BAPTIST	1:00p
15	at New Orleans	6:30p
17	at HOUSTON	7:00p
18	at HOUSTON	7:00p
19	at HOUSTON	1:00p
23-27	at C-USA Championship (New Orleans, La.)	

2006 RESULTS

FEBRUARY

15	NICHOLLS STATE	W	5-2	1-0
17-19	Coca-Cola Classic (Mobile, Ala.)			
17	vs. (25) Wichita State	W	6-5	2-0
18	vs. Stetson	W	6-1	3-0
19	at South Alabama	L	3-6	3-1
21	MISSISSIPPI VALLEY STATE	W	11-3	4-1
24	BIRMINGHAM-SOUTHERN	L	4-8	4-2
26	BIRMINGHAM-SOUTHERN	W	13-3 (7)	5-2
26	BIRMINGHAM-SOUTHERN	W	6-5	6-2

MARCH

1	at Southeastern Louisiana	W	8-7	7-2
3	ILLINOIS STATE	L	2-4	7-3
4	ILLINOIS STATE	W	4-3	8-3
5	ILLINOIS STATE	W	15-3	9-3
7	LOUISIANA-MONROE	W	18-5	10-3
8	vs. Louisiana Tech (J)	L	7-12	10-4
10	BUFFALO	W	13-3	11-4
11	BUFFALO	W	21-3	12-4
12	BUFFALO	W	14-2	13-4
15	at Alabama	L	3-13	13-5
17	TROY	W	5-1	14-5
18	TROY	W	3-2 (11)	15-5
19	TROY	W	6-1	16-5
21	SOUTH ALABAMA	W	7-4	17-5
22	at Louisiana-Monroe	L	1-2	17-6
24	at UAB	W	8-2	18-6
25	at UAB	W	7-4	19-6
26	at UAB	W	12-1 (7)	20-6
28	at Mississippi	L	8-9	20-7
31	MEMPHIS	L	4-5	20-8

APRIL

1	MEMPHIS	W	8-7	21-8
2	MEMPHIS	L	6-15	21-9
4	vs. Mississippi (P)	W	13-6	22-9
7	at Dallas Baptist	W	12-9	23-9
7	at Dallas Baptist	W	19-7	24-9
8	at Dallas Baptist	L	4-5	24-10
11	SOUTHEASTERN LOUISIANA	W	12-2 (7)	25-10
14	HOUSTON	L	7-24	25-11
15	HOUSTON	L	5-13	25-12
16	HOUSTON	W	14-7	26-12
19	ALCORN STATE	W	14-1	27-12
21	at (1) Rice	L	3-12	27-13
22	at (1) Rice	L	1-5	27-14
23	at (1) Rice	L	3-5	27-15
25	(17) MISSISSIPPI STATE	W	13-6	28-15
26	(17) MISSISSIPPI STATE	W	6-3	29-15
28	at Marshall (CH)	L	3-6	29-16
29	at Marshall (CH)	W	19-4	30-16
30	at Marshall (CH)	W	5-0	31-16

MAY

5	EAST CAROLINA	W	11-10 (11)	32-16
6	EAST CAROLINA	W	8-5	33-16
7	EAST CAROLINA	W	10-1	34-16
12	at (17) Tulane	L	1-2	34-17
13	at (17) Tulane	L	9-10	34-18
14	at (17) Tulane	L	4-5	34-19
18	UCF	W	4-3 (10)	35-19
19	UCF	W	9-0	36-19
20	UCF	W	18-3 (7)	37-19
24	#vs. Memphis	W	6-2	38-19
25	#at (1) Rice	L	1-5	38-20
26	#vs. Memphis	L	5-8	38-21

JUNE

2	%vs. Troy	L	8-10	38-22
3	%vs. Jacksonville State	W	6-2	39-22
4	%vs. Troy	L	5-6	39-23

%at C-USA Championship (Houston, Texas)

%NCAA Championship (Tuscaloosa, Ala.)

HOME GAMES IN CAPS. **Conference games in bold.**

All times Central and subject to change.

(T) - Trustmark Park, Pearl, Miss.

SOUTHERN MISS

43

2007 C. USA BASEBALL

CUSA™

2006 STATISTICS

Record: 39-23 C-USA: 13-11

BATTING

Player	AVG	GP-GS	AB	R	H	2B	3B	HR	RBI	TB	SLG%	BB	HBP	SO	GDP	OB%	SF	SH	SB-ATT	PO	A	E	FLD%
Sutton	.375	57-56	240	50	90	14	2	4	32	120	.500	18	6	36	2	.427	3	3	4-6	124	135	12	.956
Dozier	.368	62-61	209	39	77	8	4	3	39	102	.488	29	0	19	6	.442	2	6	11-19	79	206	22	.928
Johnson	.363	62-61	259	65	94	10	3	11	52	143	.552	25	13	36	1	.444	0	1	9-11	144	4	2	.987
Carson	.317	40-20	82	21	26	4	0	5	18	45	.549	15	3	22	3	.436	1	2	0-1	27	1	1	.966
Ewing	.313	57-52	182	40	57	15	1	8	41	98	.538	33	0	43	1	.409	5	3	1-1	228	16	5	.980
Maddox	.313	62-62	246	61	77	7	2	18	70	142	.577	32	12	38	9	.412	4	0	14-16	91	115	14	.936
Coker	.308	60-58	198	41	61	8	0	5	40	84	.424	23	21	31	2	.430	2	7	3-4	367	54	8	.981
Blount	.294	60-59	218	55	64	8	1	10	47	104	.477	29	9	54	7	.397	1	3	1-4	107	8	4	.966
Adkins	.286	53-42	175	34	50	9	1	8	43	85	.486	22	0	28	5	.362	2	0	4-6	35	1	2	.947
Maxwell	.278	10-3	18	4	5	1	0	1	4	9	.500	2	0	4	0	.350	0	0	0-0	1	9	1	.909
Hartel	.263	30-16	57	16	15	4	0	0	12	19	.333	15	5	13	0	.449	1	0	0-1	28	24	4	.929
Steele	.257	20-10	35	5	9	0	0	0	4	9	.257	4	2	8	1	.357	1	0	0-0	9	0	0	1.000
B Davis	.248	52-33	137	27	34	1	5	1	20	48	.350	13	3	32	2	.316	5	6	3-4	280	15	1	.997
Cuevas	.240	38-23	96	26	23	3	0	7	22	47	.490	18	8	19	1	.402	0	1	1-2	51	3	0	1.000
Matesich	.000	21-2	16	7	0	0	0	0	1	0	.000	6	1	5	0	.304	0	0	0-0	12	14	1	.963
Hoeflich	.000	3-0	2	1	0	0	0	0	0	0	.000	0	0	2	0	.000	0	0	0-0	5	0	0	1.000
Totals	.314	62-62	2170	492	682	92	19	81	445	1055	.486	284	83	390	40	.409	27	32	51-75	1614	688	84	.965
Opponents	.288	62-62	2131	328	613	95	10	54	296	890	.418	211	40	416	54	.360	18	30	50-75	1576	640	105	.955

LOB - Team (530), Opp (489) DPs turned - Team (62), Opp (51) CI - Team (1), Coker 1, Opp (2) IBB - Team (4), Maddox 3, Coker 1, Opp (8)
 Picked off - Sutton 2, Hartel 2, Maddox 2, Adkins 1, Coker 1, Dozier 1

PITCHING (All games sorted by ERA)

Player	ERA	W-L	APP	GS	CG	SHO/CBO	SV	IP	H	R	ER	BB	SO	2B	3B	HR	AB	B/Avg	WP	HBP	BK	SFA	SHA
Adams	1.50	1-0	7	0	0	0/1	0	12.0	6	4	2	11	17	0	0	1	39	154	3	0	0	1	0
Best	2.22	6-2	31	0	0	0/0	13	52.2	45	14	13	11	50	7	0	2	198	227	0	1	1	0	3
Belanger	3.82	8-3	24	5	0	0/1	1	66.0	86	35	28	24	62	16	0	6	276	312	8	5	2	2	4
Caire	3.97	0-0	26	0	0	0/0	1	22.2	26	12	10	8	18	5	0	1	85	306	2	5	0	4	1
Russum	4.23	8-6	16	16	2	1/0	0	93.2	90	48	44	40	54	14	1	11	366	246	4	3	0	1	3
Bowden	4.37	3-2	13	11	0	0/0	0	57.2	57	30	28	30	48	4	2	4	218	261	8	3	0	1	3
Ezell	5.17	1-3	20	5	0	0/0	0	47.0	62	35	27	13	33	8	1	3	191	325	2	3	0	3	3
L. Davis	5.40	0-0	2	0	0	0/0	0	1.2	3	1	1	0	2	2	0	0	8	375	0	1	0	0	0
Massey	5.58	6-3	15	12	1	0/1	0	69.1	85	51	43	24	39	10	2	8	278	306	4	5	2	4	4
Johnston	6.08	0-1	11	0	0	0/0	0	13.1	14	9	9	6	9	0	0	3	51	275	1	1	0	0	1
Owen	6.23	3-0	12	3	0	0/0	0	30.1	49	25	21	5	18	5	3	7	131	374	3	1	1	2	1
Clark	6.66	3-2	13	9	0	0/0	0	50.0	60	39	37	27	45	16	1	3	203	296	2	4	0	0	4
Wade	8.00	0-1	6	1	0	0/0	0	9.0	7	8	8	5	6	1	0	1	30	233	5	7	0	0	1
Basinger	11.25	0-0	4	0	0	0/0	0	4.0	6	6	5	1	4	2	0	3	16	375	0	0	0	0	2
Valluzzo	11.42	0-0	3	0	0	0/0	1	8.2	17	11	11	6	11	5	0	1	41	415	2	1	0	0	0
Totals	4.80	39-23	62	62	3	2/1	16	538.0	613	328	287	211	416	95	10	54	2131	.288	44	40	6	18	30
Opponents	7.21	23-39	62	62	1	0/0	13	525.1	682	492	421	284	390	92	19	81	2170	314	53	83	12	27	32

PB - Team (4), Coker 2, Cuevas 2, Opp (11) Pickoffs - Team (7), Coker 4, Basinger 1, Best 1, Ezell 1, Opp (8) SBA/ATT - Coker (47-70), Russum (10-15), Ezell (8-12), Massey (3-8), Clark (5-7), Belanger (6-7), Bowden (5-6), Cuevas (3-5), Caire (3-4), Best (2-4), Owen (3-3), Wade (1-3), Valluzzo (2-3), Adams (1-2), Basinger (1-1)



SOUTHERN MISS

44

2007 C USA BASEBALL





QUICK FACTS

Location: New Orleans, La.
 Founded: 1834
 Enrollment: 10,606
 Nickname: Green Wave
 Colors: Olive Green and Sky Blue
 Home Field: Zephyr Field (10,000)
 Turchin Stadium (4,200)
 Dimensions: 333 L, 407 C, 332 R (ZF)
 325 L, 400 C, 325 R (TS)
 President: Dr. Scott Cowen
 FAR: Gary Roberts
 Athletics Director: Rick Dickson
 SWA: Maria Ochoa Woods

SPORTS INFORMATION

Baseball SID: Richie Weaver
 Office Phone: 504/314-7232
 E-mail: rweaver@tulane.edu
 FAX: 504/865-5512
 Mobile: 504/352-5802
 Press Box: 504/862-8224
 Website: www.tulanegreenwave.com

BASEBALL FACTS

2006 Record: 43-21
 2006 C-USA Record: 15-9
 2006 C-USA Championship: 2-2
 2006 Postseason: NCAA (2-2)
 NCAA Appearances: 18 (2-CWS)
 NCAA Record: 33-38
 All-Time Record: 1,648-1,118-17 (.595)
 Letterwinners R/L: 23/9
 Starters R/L: 8/5

TULANE



(10) RICK JONES

Alma Mater: (UNC-Wilmington, '75)
 Career Record: 842-351-1 (18)
 Record at Tulane: 566-258-1 (13)
 Associate:
 (23) Mark Kingston (North Carolina '95)
 Assistants:
 (18) Chad Sutter (Tulane '00)
 (3) Luke Weatherford (Arkansas '03)
 Office Phone: 504/862-8216



Dr. Scott Cowen
President



Rick Dickson
Athletics Director



Maria Ochoa Woods
SWA



Richie Weaver
Baseball SID



Turchin Stadium

TULANE

45

2007 C-USA BASEBALL



2007 ROSTER

No.	Player	Pos.	B/T	Ht.	Wt.	Year	Hometown/Previous School
1	Peter Connick	LHP	L/L	6-0	175	So.	New Orleans, La./Jesuit
2	Tim Guidry	INF	R/R	5-10	195	Sr.	Metairie, La./Jesuit
4	Nate Simon	INF	L/R	6-1	180	So.	Duvall, Wash./Redmond
5	John Michael Vidic	RHP	R/R	6-5	215	Jr.	Marietta, Ga./Georgia Tech
6	Jonny Weiss	INF	R/R	6-0	180	So.	Greenwich, Conn./Boston College
7	Anthony Scelfo	INF	L/R	5-10	190	So.	New Orleans, La./Jesuit
8	Robbie Whitman	INF	R/R	6-0	194	Jr.	Metairie, La./Archbishop Rummel
9	Rustin Rebowe	OF	L/R	5-11	190	So.	Norco, La./Destrehan
11	Seth Henry	INF	R/R	5-10	180	So.	Berwick, La./Berwick
13	Cat Everett	INF	S/R	6-1	180	Jr.	Houston, Texas/Lamar
14	Jonathan Garrett	RHP	R/R	6-3	200	So.	Mandeville, La./St. Paul's School
15	Drew Zizinia	RHP	R/R	6-2	195	Fr.	Bellaire, Texas/Bellaire
16	Matt Goebel	RHP	R/R	6-3	195	Sr.	Austin, Texas/Stephen F. Austin
17	Brad Emaus	INF	R/R	6-0	190	Jr.	Senoia, Ga./East Coweta
19	Daniel Latham	RHP	R/R	6-3	195	Sr.	Covington, La./Covington
20	Grayden Griener	C/OF	R/R	6-0	196	Jr.	New Orleans, La./DeLaSalle
21	Sean Morgan	RHP/INF	R/R	6-3	215	Jr.	Sugar Land, Texas/Clements
22	Shooter Hunt	RHP	R/R	6-3	200	So.	Wyckoff, N.J./Virginia
24	Warren McFadden	OF	R/R	6-1	200	So.	Plantation, Fla./Nova
26	Ryan Scott	OF	R/R	6-3	195	Fr.	New Orleans, La./Archbishop Rummel
28	Aaron Loup	LHP	L/L	6-0	175	Fr.	Luling, La./Hahnville
30	Jay Ackal	OF	R/R	6-2	175	Fr.	Mandeville, La./St. Paul's School
32	Preston Claiborne	INF/RHP	R/R	6-3	220	Fr.	Dallas, Texas/Newman Smith
33	Scott Powell	OF	R/R	5-11	190	So.	New Orleans, La./Newman
34	Taylor Rogers	RHP	R/R	6-5	210	Fr.	Round Rock, Texas/McNeil
35	Aja Barto	OF	R/R	6-5	225	So.	Houston, Texas/Stratford
36	Devin Barnett	RHP	R/R	5-11	188	Jr.	New Orleans, La./U Mass
37	Hunter Johnson	LHP	L/L	5-11	185	Fr.	Bellaire, Texas/Bellaire
38	J.R. Crowel	LHP	R/L	6-2	185	Sr.	Boynton Beach, Fla./Atlantic
39	Marc Robèrt	C	R/R	5-11	185	So.	Metairie, La./Jesuit
40	Trey Martin	RHP	R/R	6-3	195	Jr.	Los Angeles, Calif./Georgetown
41	Jared Dyer	C	R/R	6-0	200	Jr.	Houston, Texas/San Jacinto College
42	Sam Wiley	INF/C	R/R	6-1	205	Fr.	Los Angeles, Calif./Loyola
43	Andrew Robinson	C	R/R	5-9	180	Fr.	Gonzales, La./East Ascension
44	Ty Wallace	C	R/R	6-2	240	Sr.	The Colony, Texas/Navarro JC
45	Brandon Gomes	RHP	R/R	5-10	175	Sr.	Fall River, Mass./Durfee

ALPHABETICAL ROSTER

No.	Player	Pos.	No.	Player	Pos.
30	Jay Ackal	OF	24	Warren McFadden	OF
35	Aja Barto	OF	5	John Michael Vidic	RHP
36	Devin Barnett	RHP	21	Sean Morgan	RHP/INF
32	Preston Claiborne	INF/RHP	40	Trey Martin	RHP
1	Peter Connick	LHP	33	Scott Powell	OF
38	J.R. Crowel	LHP	9	Rustin Rebowe	OF
41	Jared Dyer	C	39	Marc Robèrt	C
17	Brad Emaus	INF	43	Andrew Robinson	C
13	Cat Everett	INF	34	Taylor Rogers	RHP
14	Jonathan Garrett	RHP	7	Anthony Scelfo	INF
16	Matt Goebel	RHP	26	Ryan Scott	OF
20	Grayden Griener	C/OF	4	Nate Simon	INF
2	Tim Guidry	INF	44	Ty Wallace	C
11	Seth Henry	INF	6	Jonny Weiss	INF
22	Shooter Hunt	RHP	8	Robbie Whitman	INF
37	Hunter Johnson	LHP	42	Sam Wiley	INF/C
19	Daniel Latham	RHP	45	Brandon Gomes	RHP
28	Aaron Loup	LHP	15	Drew Zizinia	RHP



Warren McFadden

TULANE

46

2007 C-USA BASEBALL

C-USA™

2007 SCHEDULE

FEBRUARY

9	SOUTHEASTERN LOUISIANA (Z)	6:30p
10	at Southeastern Louisiana	3:00p
11	SOUTHEASTERN LOUISIANA (Z)	1:00p
16	NORTH FLORIDA (Z)	6:30p
17	NORTH FLORIDA (Z)	2:00p
18	NORTH FLORIDA (Z)	1:00p
23	at Southern California	8:00p
24	at Southern California	3:00p
25	at Southern California	3:00p
27	at LSU	6:30p

MARCH

2	WRIGHT STATE (Z)	6:30p
3	WRIGHT STATE (Z)	2:00p
4	WRIGHT STATE (Z)	Noon
6	MC NEESE STATE (Z)	6:30p
7	UNC-ASHEVILLE (Z)	6:30p
9	LOYOLA-MARYMOUNT (Z)	6:30p
10	LOYOLA-MARYMOUNT (Z)	2:00p
11	LOYOLA-MARYMOUNT (Z)	1:00p
13	NEW ORLEANS (Z)	6:30p
16	SIENA	6:30p
17	SIENA	2:00p
18	SIENA	Noon
20	at New Orleans	6:30p
23	at Marshall	7:00p
24	at Marshall	Noon
25	at Marshall	11:00a
27	NICHOLLS STATE	6:30p
30	EAST CAROLINA	6:30p
31	EAST CAROLINA	2:00p

APRIL

1	EAST CAROLINA	Noon
3	LSU	7:00p
6	MEMPHIS	6:30p
7	MEMPHIS	2:00p
8	MEMPHIS	1:00p
10	LOUISIANA-LAFAYETTE	6:30p
13	at Southern Miss	6:30p
14	at Southern Miss	4:00p
15	at Southern Miss	1:00p
17	NORTHWESTERN STATE	6:30p
20	HOUSTON	7:00p
21	HOUSTON	2:00p
22	HOUSTON	1:00p
25	NICHOLLS STATE	6:30p
26	at UCF	5:30p
27	at UCF	5:30p
28	at UCF	Noon

MAY

1	NEW ORLEANS	6:30p
4	UAB	6:30p
5	UAB	2:00p
6	UAB	1:00p
11	at Rice	7:00p
12	at Rice	2:00p
13	at Rice	1:00p
17	CHICAGO STATE	6:30p
18	CHICAGO STATE	6:30p
19	CHICAGO STATE	2:00p
23-27	C-USA CHAMPIONSHIP	

2006 RESULTS

FEBRUARY

10-12 at Houston College Classic (Houston, Texas)				
10	vs. (19) TCU	L	3-5	0-1
11	vs. Texas Tech	W	6-4	1-1
12	vs. (7) Texas	W	4-2	2-1
14	McNEESE STATE	W	5-3	3-1
17	PENN STATE	W	9-4	4-1
18	PENN STATE	W	12-0	5-1
19	PENN STATE	W	9-3	6-1
21	at New Orleans	W	10-2	7-1
24	(9) PEPPERDINE	L	2-6	7-2
25	(9) PEPPERDINE	W	9-4	8-2
26	(9) PEPPERDINE	L	5-9	8-3

MARCH

3	MANHATTAN	L	0-1	8-4
4	MANHATTAN	W	5-3	9-4
5	MANHATTAN	W	5-3	10-4
7	at (8) LSU	L	3-4	10-5
10	ORAL ROBERTS	W	7-5	11-5
11	ORAL ROBERTS	L	6-13	11-6
12	ORAL ROBERTS	W	9-3	12-6
14	NICHOLLS STATE	L	4-7	12-7
17	SOUTH ALABAMA	W	6-3	13-7
18	SOUTH ALABAMA	L	2-8	13-8
19	at South Alabama	W	7-2	14-8
21	NEW ORLEANS	W	4-3	15-8
24	at Memphis	L	4-11	15-9
25	at Memphis	W	7-1	16-9
26	at Memphis	W	10-2	17-9
28	JACKSON STATE	W	14-4	18-9
31	(6) RICE	L	1-3	18-10

APRIL

1	(6) RICE	L	2-3	18-11
2	(6) RICE	L	2-9	18-12
4	NEW ORLEANS	W	19-5	19-12
7	at Houston	L	4-8	19-13
8	at Houston	W	8-4	20-13
9	at Houston	L	2-6	20-14
11	NICHOLLS STATE	W	7-4	21-14
14	UCF	W	5-1	22-14
15	UCF	L	2-9	22-15
16	UCF	W	7-6	23-15
18	(27) LSU	W	12-5	24-15
21	STEPHEN F. AUSTIN	W	9-0	25-15
21	STEPHEN F. AUSTIN	W	7-1	26-15
21	STEPHEN F. AUSTIN	W	7-3	27-15
25	NORTHWESTERN STATE	W	8-3	28-15
28	at East Carolina	W	9-5	29-15
29	at East Carolina	L	3-13	29-16
30	at East Carolina	W	6-4	30-16

MAY

2	McNEESE STATE	W	11-8	31-16
5	MARSHALL	W	3-0	32-16
6	MARSHALL	W	9-8	33-16
7	MARSHALL	W	2-1 (10)	34-16
12	(22) SOUTHERN MISS	W	2-1	35-16
13	(22) SOUTHERN MISS	W	10-9	36-16
14	(22) SOUTHERN MISS	W	5-4	37-16
18	at UAB	W	8-6 (11)	38-16
19	at UAB	W	17-8	39-16
20	at UAB	L	11-20	39-17
24	#vs. East Carolina	L	2-4	39-18
25	#vs. Marshall	W	12-1	40-18
26	#vs. East Carolina	W	2-1 (10)	41-18
27	#vs. (11) Houston	L	0-6	41-19

JUNE

2	%vs. South Alabama	L	1-7	41-20
3	%vs. Bethune-Cookman	W	12-7	42-20
4	%vs. South Alabama	W	18-11	43-20
4	%at (7) Mississippi	L	4-12	43-21

#at C-USA Championship (Houston, Texas)

%NCAA Championship (Oxford, Miss.)

HOME GAMES IN CAPS. **Conference games in bold.**

TULANE

47

2007 C-USA BASEBALL

C-USA

All times Central and subject to change.

(Z) - Zephyr Field

All other home games will be played at either Zephyr Field or Turchin Stadium

2006 STATISTICS

Record: 43-21 C-USA: 15-9

BATTING

Player	AVG	GP-GS	AB	R	H	2B	3B	HR	RBI	TB	SLG%	BB	HBP	SO	GDP	OB%	SF	SH	SB-ATT	PO	A	E	FLD%
Robert	1.000	2-0	1	0	1	1	0	0	2	2	2.000	0	0	0	0	1.000	0	0	0-0	4	0	0	1.000
Weiss	.444	9-9	27	9	12	3	0	0	5	15	.556	6	2	3	0	.571	0	0	0-2	7	12	1	.950
McFadden	.382	64-63	238	53	91	24	2	1	50	122	.513	31	5	48	8	.457	4	4	6-8	132	2	2	.985
Southard	.342	64-64	240	55	82	16	5	7	48	129	.537	35	13	31	3	.444	5	4	27-34	176	5	1	.995
Hamilton	.336	64-64	235	61	79	12	0	20	69	151	.643	51	5	42	7	.461	2	0	2-3	556	27	9	.985
Guidry	.333	51-39	153	28	51	12	0	3	39	72	.471	16	4	27	2	.403	3	1	4-6	3	18	4	.840
Emaus	.289	64-64	242	49	70	17	0	6	45	105	.434	39	5	32	6	.390	6	3	9-15	125	163	9	.970
Rebowe	.286	6-0	7	1	2	0	0	0	0	2	.286	0	0	1	0	.286	0	0	0-0	1	0	0	1.000
Simon	.283	30-11	53	10	15	1	0	0	6	16	.302	5	0	16	1	.333	2	0	1-2	6	1	0	1.000
Everett	.276	64-64	232	45	64	1	0	0	26	65	.280	53	5	34	2	.419	1	9	3-5	85	185	8	.971
Riser	.262	64-57	229	47	60	16	4	3	37	93	.406	28	9	28	2	.359	4	7	9-11	111	4	1	.991
Scelfo	.241	32-11	54	8	13	0	0	1	8	16	.296	5	0	13	2	.300	1	1	0-1	3	0	0	1.000
Morgan	.227	18-6	22	1	5	0	0	0	2	5	.227	6	1	11	0	.414	0	0	0-0	4	10	1	.933
Henry	.226	54-47	177	21	40	8	0	1	23	51	.288	14	3	33	8	.291	2	8	6-7	41	106	6	.961
Wallace	.215	49-31	79	12	17	0	0	4	9	29	.367	10	4	18	1	.326	2	9	0-0	192	19	2	.991
Kwan	.170	49-33	94	7	16	1	0	0	5	17	.181	3	7	37	2	.250	0	9	0-0	222	18	5	.980
Whitman	.167	6-1	6	0	1	0	0	0	0	1	.167	0	0	2	0	.167	0	0	0-0	9	1	0	1.000
Barto	.152	24-11	46	6	7	1	0	2	6	14	.304	8	3	20	0	.316	0	0	2-2	6	0	0	1.000
Rice	.111	10-1	9	3	1	0	0	0	0	1	.111	1	0	4	0	.200	0	0	0-0	1	0	0	1.000
Griener	.000	11-1	5	0	0	0	0	0	0	0	.000	0	0	3	0	.000	0	0	0-0	11	1	0	1.000
Powell	.000	9-0	3	2	0	0	0	0	0	0	.000	0	0	1	0	.000	0	0	0-0	2	0	0	1.000
Latham	.000	1-0	1	0	0	0	0	0	0	0	.000	0	0	0	0	.000	0	0	0-0	2	4	1	.857

Totals	.291	64-64	2153	418	627	113	11	48	380	906	.421	311	66	404	44	.392	32	55	69-96	1722	629	52	.978
Opponents	.265	64-64	2207	322	585	92	13	61	298	886	.401	173	47	442	41	.328	27	34	95-112	1660	634	86	.964

LOB - Team (527), Opp (444) DPs turned - Team (54), Opp (55) TPs turned - Team (1) CI - Team (0), Opp (7) IBB - Team (13), Hamilton 7, Southard 2, Guidry 2, Everett 1, McFadden 1, Opp (17) Picked off - Emaus 2, Henry 2, Hamilton 1, Weiss 1, Riser 1, Everett 1

PITCHING (All games sorted by ERA)

Player	ERA	W-L	APP	GS	CG	SHO/CBO	SV	IP	H	R	ER	BB	SO	2B	3B	HR	AB	B/Avg	WP	HBP	BK	SFA	SHA
Worster	0.00	0-0	1	0	0	0/0	0	0.0	0	0	0	0	0	0	0	0	0	1	2	0	0	0	
Martin	2.32	6-0	29	1	0	0/1	0	62.0	48	18	16	21	37	3	0	3	213	.225	4	1	3	3	7
Morgan	3.51	8-6	17	17	1	0/2	0	118.0	96	53	46	39	125	16	3	14	432	.222	12	3	1	1	8
Mohl	4.03	9-0	18	16	0	0/0	0	105.0	114	53	47	21	67	22	5	9	414	.275	4	9	1	4	4
Latham	4.75	5-3	35	0	0	0/1	14	47.1	49	27	25	10	41	7	0	5	181	.271	2	4	1	5	1
Porlier	4.81	7-5	17	12	0	0/0	0	76.2	79	44	41	31	47	15	4	6	290	.272	8	7	2	7	4
Gomes	5.03	7-6	17	17	1	0/0	0	102.0	123	69	57	29	79	14	0	12	413	.298	6	11	6	3	7
Newman	5.68	0-0	11	0	0	0/0	0	12.2	18	9	8	3	16	3	0	3	58	.310	2	2	0	0	0
Garrett	6.46	0-0	13	1	0	0/0	0	23.2	25	19	17	6	16	4	1	2	94	.266	2	4	1	1	0
Vidic	6.75	0-0	3	0	0	0/0	0	4.0	1	3	3	3	1	1	0	0	12	.083	3	3	0	0	1
Walker	7.24	1-0	10	0	0	0/1	0	13.2	16	14	11	2	5	3	0	5	56	.286	1	1	0	3	1
Connick	10.80	0-0	4	0	0	0/1	0	1.2	3	2	2	1	2	0	0	1	8	.375	0	0	0	0	0
Goebel	12.27	0-1	9	0	0	0/0	0	7.1	13	11	10	7	6	4	0	1	36	.361	1	0	1	0	1

Totals	4.42	43-21	64	64	2	2/2	14	574.0	585	322	282	173	442	92	13	61	2207	.265	46	47	16	27	34
Opponents	5.79	21-43	64	64	7	2/0	6	553.1	627	418	356	311	404	113	11	48	2153	.291	51	66	11	32	55

PB - Team (9), Kwan 7, Wallace 2, Opp (8) Pickoffs - Team (4), Latham 1, Wallace 1, Mohl 1, Porlier 1, Opp (8) SBA/ATT - Wallace (54-61), Kwan (39-46), Mohl (19-23), Porlier (20-22), Gomes (17-22), Morgan (13-18), Martin (12-13), Newman (5-5), Garrett (3-3), Walker (3-3), Latham (2-2), Robert (1-1), Goebel (1-1), Griener (1-1)

TULANE

48

2007 C-USA BASEBALL





UAB

QUICK FACTS

Location: Birmingham, Ala.
Founded: 1969
Enrollment: 16,697
Nickname: Blazers
Colors: Forest Green and Old Gold
Home Field: Young Memorial Field (1,000)
Dimensions: 330 L, 400 C, 330 R
President: Dr. Carol Garrison
FAR: Dr. Johnny Scott
Athletics Director: Richard Margison
(interim)
SWA: Rosalind Ervin

SPORTS INFORMATION

Baseball SID: Mark Vellek
Office Phone: 205/934-0722
FAX: 205/934-7505
E-mail: mvellek@uab.edu
Mobile: 205/329-4687
Press Box: 205/934-0200
Website: www.uabsports.com

BASEBALL FACTS

2006 Record: 19-38
2006 C-USA Record: 6-18
2006 C-USA Championship: 0-2
2006 Postseason: n/a
NCAA Appearances: 1
NCAA Record: 1-2
All-Time Record: 775-721-1 (.518)
Letterwinners R/L: 21/11
Starters R/L: 8/1



(7) BRIAN SHOOP

Alma Mater: Malone (Ohio) '80
Career Record: 692-307-1 (17)
Record at UAB: First Season
Assistants:
(34) Doug Kovash (Concordia, Minn. '86)
(4) Perry Roth (Greenville '97)
(5) Jared Walker (Birmingham Southern '04)
Office Phone: 205/934-5181



Young Memorial Field



Dr. Carol Garrison
President



Richard Margison (Interim)
Athletics Director



Rosalind Ervin
SWA



Mark Vellek
Baseball SID



UAB

49

2007 C-USA BASEBALL



2007 ROSTER

No.	Player	Pos.	B/T	Ht.	Wt.	Year	Hometown/Previous School
1	Phil Bell	2B/OF	R/R	5-10	185	Jr.	Gulf Breeze, Fla./Gulf Breeze
2	Brett Hall	SS/2B	R/R	5-10	150	Jr.	Prattville, Ala./Pratville
3	Kevin Cope	C	R/R	6-1	180	Fr.	Birmingham, Ala./Briarwood Christian
6	Levi Patmon	OF	R/R	6-1	195	Sr.	Clay, Ala./Clay-Chalkville
8	Mitch Kloskowski	RHP	R/R	6-3	205	So.	Rainbow City, Ala./Southside
9	J.R. Bond	OF	R/R	6-2	205	Sr.	Titus, Ala./Wetumpka
10	Brandon Wallace	RHP	R/R	6-0	185	Jr.	Hartselle, Ala./Shelton State CC
11	Kyle Roberson	RHP	R/R	6-2	205	So.	Clay, Ala./Clay-Chalkville
12	Brint Hardy	OF/C	R/R	5-11	180	So.	Homewood, Ala./Birmingham-Southern
13	Jorge Gutierrez	SS	R/R	5-10	175	Sr.	Miami, Fla./Jackson State CC
14	Allen Aubin	3B/C	S/R	5-11	190	So.	Mobile, Ala./Birmingham-Southern
15	Zac Ward	1B/3B	R/R	6-2	210	Sr.	Hartselle, Ala./Hartselle
16	Steven Turner	OF	R/R	6-1	196	Sr.	Birmingham, Ala./Bevill State CC
17	Robert Brewster	3B	R/R	6-2	205	So.	Altoona, Ala./West End
18	Ben Shelley	C	R/R	5-10	185	Jr.	Dothan, Ala./Wallace CC
19	Cody McMurry	OF	R/R	6-1	195	Jr.	Hueytown, Ala./Hueytown
20	Jonathan Merritt	SS/2B	R/R	5-8	160	Fr.	Douglasville, Ga./Douglas County
21	James Oliver	RHP	R/R	6-2	210	So.	Vestavia Hills, Ala./Birmingham-Southern
22	Andrew Manning	3B/1B	R/R	6-2	210	Fr.	LaGrange, Ga./LaGrange
23	Ryne Lovdahl	3B	R/R	5-10	190	Sr.	Purvis, Miss./Pearl River CC
24	Brandon Flaherty	RHP	R/R	6-0	200	Jr.	Clay, Ala./Clay-Chalkville
25	Ryan Keedy	1B/3B	L/R	6-3	225	Jr.	Gardendale, Ala./Wallace State CC
26	Rodney Wodson	LHP	R/L	6-3	195	Jr.	Morayfield, Australia/Wallace Heneville CC
27	Ben Styes	RHP	R/R	6-3	210	Jr.	Clay, Ala./Gadsden State CC
28	Kasey Croft	RHP	R/R	6-0	170	Sr.	Albertville, Ala./Gadsden State CC
29	Shay Crawford	LHP	L/L	6-2	170	Fr.	Bartlett, Tenn./Harding Academy
30	Brad Wilson	OF	L/R	5-8	170	Fr.	Homewood, Ala./Homewood
31	Grant Addison	RHP	R/R	6-4	220	Sr.	Winfield, Ala./Winfield
33	Billy Lichtner	1B	L/L	6-2	220	Jr.	Huntsville, Ala./Huntsville
35	Dustin Colburn	RHP	R/R	6-1	200	Jr.	Tuscaloosa, Ala./Shelton State CC
36	Mikael Saway	RHP/OF	R/R	6-0	185	So.	Birmingham, Ala./John Carroll
37	Jimbo Crew	RHP	R/R	6-3	230	Jr.	Birmingham, Ala./Briarwood Christian
38	Tyler Rollin	2B/SS	R/R	5-11	190	Jr.	Montgomery, Ala./Gadsden State CC
41	Paul Jones	LHP	L/L	6-7	195	Jr.	Mobile, Ala./Birmingham-Southern
42	Danny Sawyer	C	R/R	5-11	200	Sr.	Suwanee, Ga./Young Harris CC
44	Bradley Myer	RHP	R/R	6-3	210	Fr.	Mobile, Ala./Baker

ALPHABETICAL ROSTER

No.	Player	Pos.	No.	Player	Pos.
31	Grant Addison	RHP	23	Ryne Lovdahl	3B
14	Allen Aubin	3B/C	22	Andrew Manning	3B/1B
1	Phil Bell	2B/OF	19	Cody McMurry	OF
9	J.R. Bond	OF	20	Jonathan Merritt	SS/2B
17	Robert Brewster	3B	44	Bradley Myer	RHP
35	Dustin Colburn	RHP	21	James Oliver	RHP
3	Kevin Cope	C	6	Levi Patmon	OF
29	Shay Crawford	LHP	11	Kyle Roberson	RHP
37	Jimbo Crew	RHP	38	Tyler Rollin	2B/SS
28	Kasey Croft	RHP	36	Mikael Saway	RHP/OF
24	Brandon Flaherty	RHP	42	Danny Sawyer	C
13	Jorge Gutierrez	SS	18	Ben Shelley	C
2	Brett Hall	SS/2B	27	Ben Styes	RHP
12	Brint Hardy	OF/C	16	Steven Turner	OF
41	Paul Jones	LHP	10	Brandon Wallace	RHP
25	Ryan Keedy	1B/3B	15	Zac Ward	1B/3B
8	Mitch Kloskowski	RHP	30	Brad Wilson	OF
33	Billy Lichtner	1B	26	Rodney Wodson	LHP



Jimbo Crew

UAB

50

2007 C-USA BASEBALL

C-USA™

2007 SCHEDULE

FEBRUARY

16	CENTRAL MICHIGAN	3:00p
17	CENTRAL MICHIGAN	2:00p
18	CENTRAL MICHIGAN	1:00p
20	at Alabama A&M	2:00p
23	at Arizona State	7:00p
24	at Arizona State	7:00p
25	at Arizona State	1:00p
28	at Alabama	3:00p

MARCH

2	CENTRAL ARKANSAS	3:00p
3	CENTRAL ARKANSAS	2:00p
4	CENTRAL ARKANSAS	1:00p
6	at Mississippi State	4:00p
9	FURMAN	6:00p
10	FURMAN	2:00p
11	FURMAN	1:00p
13	PURDUE	7:00p
14	PURDUE	7:00p
16	at Kennesaw State	5:00p
17	at Kennesaw State	1:00p
18	at Kennesaw State	Noon
20	TROY	7:00p
21	ALABAMA A&M	7:00p
23	UNC ASHEVILLE	7:00p
24	UNC ASHEVILLE	2:00p
25	UNC ASHEVILLE	1:00p
27	SAMFORD	7:00p
28	at Samford	6:00p
30	UCF	7:00p
31	UCF	2:00p

APRIL

1	UCF	1:00p
4	vs. Alabama (Hoover Met)	6:30p
6	at Houston	7:00p
7	at Houston	7:00p
8	at Houston	1:00p
10	KENNESAW STATE	7:00p
13	MEMPHIS	7:00p
14	MEMPHIS	2:00p
15	MEMPHIS	1:00p
17	at Jacksonville State	6:00p
18	JACKSONVILLE STATE	7:00p
20	at Southern Miss	6:30p
21	at Southern Miss	4:00p
22	at Southern Miss	1:00p
27	RICE	7:00p
28	RICE	2:00p
29	RICE	Noon

MAY

4	at Tulane	6:30p
5	at Tulane	2:00p
6	at Tulane	1:00p
8	at Troy	6:00p
11	at Marshall	6:00p
12	at Marshall	2:00p
13	at Marshall	9:30a
17	EAST CAROLINA	7:00p
18	EAST CAROLINA	7:00p
19	EAST CAROLINA	1:00p
23-27	at C-USA Championship (New Orleans, La.)	

2006 RESULTS

FEBRUARY

17	BALL STATE	W	10-4	1-0
18	BALL STATE	L	10-11 (13)	1-1
19	BALL STATE	W	3-0	2-1
24-26	at Wiregrass Classic (Dothan, Ala.)			
24	vs. Michigan	W	5-4	3-1
26	vs. South Alabama	W	3-2	4-1
26	vs. Troy	L	7-8	4-2
28	SAMFORD	L	3-8 (11)	4-3

MARCH

1	at Samford	W	10-5	5-3
3	MERCER	L	0-3	5-4
4	MERCER	W	5-2	6-4
5	MERCER	W	8-1	7-4
7	BIRMINGHAM-SOUTHERN	W	3-2 (13)	8-4
8	GEORGIA STATE	W	9-8	9-4
10	RIDER	W	13-1	10-4
11	RIDER	W	12-6	11-4
12	RIDER	W	11-7	12-4
14	(6) MISSISSIPPI STATE	L	4-20	12-5
17	NORTH CAROLINA A&T	L	2-6	12-6
18	NORTH CAROLINA A&T	L	5-6	12-7
18	NORTH CAROLINA A&T	W	12-1	13-7
21	at (1) Mississippi State	L	3-10	13-8
24	(22) SOUTHERN MISS	L	2-8	13-9
25	(22) SOUTHERN MISS	L	4-7	13-10
26	(22) SOUTHERN MISS	L	1-12 (7)	13-11
28	at Jacksonville State	L	1-5	13-12
29	at Kennesaw State	L	6-8	13-13
31	at Louisiana Tech	L	1-3	13-14

APRIL

1	at Louisiana Tech	L	8-11	13-15
2	at Louisiana Tech	L	2-6	13-16
5	at (10) Alabama	L	3-4	13-17
7	at (3) Rice	L	1-2	13-18
8	at (3) Rice	L	7-8	13-19
9	at (3) Rice	L	3-7	13-20
11	JACKSONVILLE STATE	L	4-5	13-21
14	MARSHALL	L	8-22	13-22
15	MARSHALL	L	2-9	13-23
16	MARSHALL	L	3-10	13-24
18	at Troy	L	4-5	13-25
21	at UCF	L	0-9	13-26
22	at UCF	W	9-7	14-26
23	at UCF	W	16-4	15-26
26	(6) ALABAMA	L	8-14	15-27
28	(13) HOUSTON	L	2-7	15-28
29	(13) HOUSTON	W	7-4	16-28
29	(13) HOUSTON	L	4-9	16-29

MAY

2	at Birmingham-Southern	L	4-5	16-30
5	at Memphis	L	4-9	16-31
6	at Memphis	W	6-2	17-31
6	at Memphis	W	9-4	18-31
12	at East Carolina	L	6-11	18-32
13	at East Carolina	L	1-13	18-33
14	at East Carolina	L	2-12	18-34
18	(16) TULANE	L	6-8 (11)	18-35
19	(16) TULANE	L	8-17	18-36
20	(16) TULANE	W	20-11	19-36
24	#at (1) Rice	L	3-9	19-37
25	#vs. Memphis	L	2-13	19-38

#at C-USA Championship (Houston, Texas)

HOME GAMES IN CAPS. Conference games in bold.



UAB

51

2007 C-USA BASEBALL

C-USA

2006 STATISTICS

Record: 19-36 C-USA: 6-18

BATTING

Player	AVG	GP-GS	AB	R	H	2B	3B	HR	RBI	TB	SLG%	BB	HBP	SO	GDP	OB%	SF	SH	SB-ATT	PO	A	E	FLD%
Legg	.429	3-1	7	1	3	0	0	0	1	3	.429	0	0	2	0	.429	0	0	0-0	8	12	1	.952
Donahue	.343	25-25	102	19	35	7	0	4	23	54	.529	12	1	18	0	.417	0	0	1-3	37	2	1	.975
Sawyer	.307	55-55	215	37	66	16	1	6	45	102	.474	18	9	47	2	.380	3	2	6-6	271	69	9	.974
Turner	.301	48-38	143	39	43	7	3	4	21	68	.476	16	9	49	0	.402	1	2	12-15	61	3	4	.941
Muth	.300	27-8	50	7	15	2	0	0	7	17	.340	2	0	12	0	.321	1	0	0-0	8	0	0	1.000
J.R. Bond	.289	36-34	121	17	35	9	1	1	12	49	.405	14	10	33	2	.404	1	2	6-6	57	3	2	.968
Gutierrez	.277	50-49	202	30	56	9	0	3	27	74	.366	11	3	22	3	.323	1	7	6-8	108	164	11	.961
Bell	.276	46-39	152	26	42	9	1	3	19	62	.408	13	5	29	2	.353	0	4	3-5	47	25	4	.947
Lovdahl	.274	51-50	190	27	52	8	1	8	29	86	.453	17	7	40	5	.352	2	2	0-1	146	51	6	.970
Ward	.254	55-55	213	31	54	4	3	6	35	82	.385	15	5	44	0	.316	1	1	2-5	299	78	14	.964
Lichtner	.240	31-28	96	10	23	2	0	3	13	34	.354	11	1	32	0	.324	0	0	0-0	168	11	7	.962
Patmon	.236	53-51	199	37	47	7	1	2	17	62	.312	30	6	33	3	.350	2	4	5-6	91	3	2	.979
R. Metcalf	.236	55-55	195	22	46	6	2	0	22	56	.287	21	5	26	2	.324	1	8	9-12	95	207	14	.956
T. Croft	.133	12-4	15	4	2	0	0	1	3	5	.333	1	2	6	0	.278	0	0	0-0	32	3	0	1.000
Brewster	.040	15-3	25	3	1	0	0	0	1	1	.040	0	0	11	1	.040	0	0	0-0	1	1	1	.938
Roberson	.000	1-0	0	0	0	0	0	0	0	0	.000	0	0	0	0	.000	0	0	0-0	2	0	1	.667
Totals	.270	55-55	1925	310	520	86	13	41	275	755	.392	181	63	404	20	.350	13	32	50-67	1460	712	83	.963
Opponents	.293	55-55	1905	393	558	92	9	49	352	815	.428	310	58	311	23	.405	16	34	57-92	1476	575	75	.965

LOB - Team (420), Opp (473) DPs turned - Team (53), Opp (50) TPs turned - Team (1) CI - Team (3), D Sawyer 3, Opp (2) IBB - Team (4), J. Donahue 2, J. Gutierrez 1, R. Lovdahl 1, Opp (2) Picked off - S. Turner 2, R. Metcalf 2, D. Sawyer 1, B. Lichtner 1, P. Bell 1, R. Lovdahl 1

PITCHING (All games sorted by ERA)

Player	ERA	W-L	APP	GS	CG	SHO/CBO	SV	IP	H	R	ER	BB	SO	2B	3B	HR	AB	B/Avg	WP	HBP	BK	SFA	SHA
Crew	3.53	6-3	16	13	2	0/1	0	74.0	59	37	29	57	48	8	1	6	259	.228	16	6	1	2	4
Tapscott	4.86	2-3	9	8	1	0/0	0	46.1	48	33	25	26	32	5	1	1	172	.279	5	9	1	1	3
Hanks	4.95	0-1	9	1	0	0/0	0	20.0	29	11	11	6	14	6	0	2	84	.345	1	1	1	1	0
Styes	5.40	2-1	13	2	0	0/1	0	36.2	46	24	22	16	19	7	1	4	149	.309	1	3	3	1	0
Murray	5.50	2-6	28	3	0	0/0	1	52.1	49	40	32	35	37	9	0	7	196	.250	5	15	0	1	4
Northington	6.01	3-6	14	10	0	0/0	0	70.1	100	55	47	25	26	11	2	8	296	.338	2	5	3	2	7
Mills	6.39	0-1	9	4	0	0/0	0	25.1	27	22	18	18	15	8	1	3	93	.290	4	3	0	3	4
Legg	6.41	1-6	25	5	1	0/0	0	53.1	64	45	38	33	30	12	2	7	211	.303	5	3	1	1	5
Thorn	7.29	2-4	27	1	0	0/0	0	42.0	54	40	34	25	35	13	1	4	176	.307	1	3	1	1	4
Croft	7.59	0-0	10	0	0	0/0	0	10.2	19	11	9	9	4	5	0	0	44	.432	2	1	0	0	0
Miller	7.71	0-0	3	0	0	0/0	0	4.2	3	7	4	7	6	0	0	2	18	.167	1	1	0	0	0
Addison	8.69	1-1	13	2	0	0/0	2	19.2	23	20	19	14	19	4	0	4	79	.291	0	2	1	1	1
Roberson	9.16	0-1	12	5	0	0/0	0	18.2	17	25	19	26	14	0	0	0	68	.250	2	3	2	2	1
Flaherty	11.68	0-3	11	1	0	0/1	3	12.1	17	18	16	12	12	3	0	0	56	.304	3	2	0	0	1
Kloskowski	99.00	0-0	1	0	0	0/0	0	0.1	3	5	5	1	0	1	0	1	4	.750	0	1	0	0	0
Totals	6.03	19-36	55	55	4	1/1	6	486.2	558	393	326	310	311	92	9	49	1905	.293	48	58	14	16	34
Opponents	4.68	36-19	55	55	6	2/2	12	492.0	520	310	256	181	404	86	13	41	1925	.270	62	63	13	13	32

PB - Team (25), D. Sawyer 21, T. Croft 3, D. Muth 1, Opp (12) Pickoffs - Team (8), D. Murray 3, D. Sawyer 3, H. Tapscott 1, Northington 1, Opp (8) SBA/ATT - D. Sawyer (52-85), J. Crew (8-14), H. Tapscott (8-13), K. Roberson (11-13), B. Styes (5-9), M. Thorn (5-9), Northington (3-7), J. Legg (4-7), K. Croft (5-6), T. Croft (5-5), G. Addison (2-4), B. Flaherty (3-3), D. Murray (1-3), D. Hanks (1-2), R. Mills (1-2)

UAB

52

2007 C-USA BASEBALL





QUICK FACTS

Location: Orlando, Fla.
 Founded: 1963
 Enrollment: 47,000
 Nickname: Golden Knights
 Colors: Black and Gold
 Home Field: Jay Bergman Field (2,230)
 Dimensions: 325 L, 400 C, 325 R
 President: Dr. John C. Hitt
 FAR: Dr. Cynthia Young
 Athletics Director: Keith R. Tribble
 SWA: Jessica Reo

SPORTS INFORMATION

Baseball SID: Brian Ormiston
 Office Phone: 407/823-2409
 E-mail: bormiston@athletics.ucf.edu
 FAX: 407/823-5266
 Mobile: 407/920-1233
 Press Box: 407/UCF-HITS
 Website: www.ucfathletics.com

BASEBALL FACTS

2006 Record: 23-33
 2006 C-USA Record: 5-19
 2006 C-USA Championship: n/a
 2006 Postseason: n/a
 NCAA Appearances: 9
 NCAA Record: 12-18
 All-Time Record: 1,173-735-10 (.614)
 Letterwinners R/L: 18/11
 Starters R/L: 6/3



(2) JAY BERGMAN

Alma Mater: Rollins '63
 Career Record: 1,156-656-3 (30)
 Record at UCF: 940-543-3 (24)
 Assistants:
 (38) Craig Cozart (UCF '96)
 (21) Bryan Peters (USF '97)
 (39) Rich Wallace (UCF '04)
 Office Phone: 407/823-0140



Dr. John C. Hitt
President



Keith R. Tribble
Athletics Director



Jessica Reo
SWA



Brian Ormiston
Baseball SID



Jay Bergman Field




2007 ROSTER

No.	Player	Pos.	B/T	Ht.	Wt.	Year	Hometown/Previous School
1	Dwayne Bailey	INF	S/R	6-2	185	Jr.	Tampa, Fla./South Florida CC
3	Tyson Auer	OF	R/R	6-0	190	Jr.	Longwood, Fla./Lake Mary
4	Steve Stropp	C	R/R	6-0	210	So.	Juno Beach, Fla./Palm Beach Gardens
5	Eric Kallstrom	INF	R/R	5-10	180	So.	South West Ranches, Fla./Cypress Bay
6	Kyle Mills	INF	R/R	5-9	160	Fr.	Palm Harbor, Fla./Dunedin
7	Kyle Maulbetsch	RHP/INF	R/R	6-2	190	Fr.	Jacksonville, Fla./Wolfson
8	Nick Choto	INF	S/R	5-9	160	So.	Lecanto, Fla./Nova Southeastern
9	Eric English	RHP	R/R	6-0	195	So.	Parkland, Fla./LSU
10	Matt McClung	RHP	R/R	5-10	200	Jr.	Oviedo, Fla./Oviedo
11	Bryan Bennett	OF/C	R/R	6-1	200	So.	Longwood, Fla./Lyman
12	Matt Lambert	OF	L/R	5-11	180	Jr.	Chesterton, Ind./Chesterton
13	Ryan Williams	OF/INF	R/R	6-0	200	So.	Sebring, Fla./Sebring
14	Shane Brown	C	R/R	5-10	175	Fr.	Winter Park, Fla./Winter Park
15	Mitch Houck	LHP/INF	L/L	6-0	205	So.	Weston, Fla./Cypress Bay
16	Brandon Romans	C	R/R	6-1	220	So.	Cocoa, Fla./Birmingham-Southern
17	Derek Abriola	RHP	R/R	6-1	210	Sr.	Orlando, Fla./Timber Creek
19	Brian Brooks	LHP	L/L	5-11	170	Sr.	Oviedo, Fla./Oviedo
20	Chadd Hartman	OF	L/R	6-0	190	So.	Windermere, Fla./Olympia
22	Brett Bordwine	RHP	R/R	6-1	175	Jr.	Melbourne, Fla./Eau Gallie
23	Kyle Sweat	RHP	R/R	6-3	200	So.	Apopka, Fla./Apopka
24	Carmine Giardina	LHP	L/L	6-3	210	Fr.	Valrico, Fla./Durant
25	Austin Hudson	RHP	R/R	6-4	185	Fr.	Orlando, Fla./Boone
26	Taylor Meier	RHP	R/R	6-6	220	Jr.	Altamonte Springs, Fla./Orangewood Christian
27	Matt Goodyear	RHP	R/R	6-1	195	Fr.	Melbourne, Fla./Eau Gallie
28	Ryan Richardson	OF	R/R	6-3	195	Jr.	Lake Mary, Fla./Seminole CC
30	D.J. Bissell	INF/OF	R/R	6-1	185	Jr.	Lake Mary, Fla./Lake Mary
31	Justin Weiss	RHP	R/R	6-0	205	So.	Miami, Fla./Killian
32	Mitch Herold	LHP	L/L	6-0	200	So.	Merritt Island, Fla./Cocoa
33	Kiko Vazquez	INF	R/R	6-2	240	So.	Sebring, Fla./Sebring
34	Matt Horwath	INF	R/R	5-10	185	Sr.	Lake Mary, Fla./LSU
35	Chris Duffy	INF	L/R	6-2	200	Fr.	Orlando, Fla./Cypress Creek
36	Jaager Good	RHP	R/R	6-0	190	Jr.	Atlanta, Ga./Riverwood
40	Tyler Bunnell	LHP	L/L	6-0	150	So.	Orlando, Fla./Lake Highland
41	Tim Russell	C	L/R	6-0	215	Jr.	Maitland, Fla./Polk CC

ALPHABETICAL ROSTER

No.	Player	Pos.	No.	Player	Pos.
17	Derek Abriola	RHP	34	Matt Horwath	INF
3	Tyson Auer	OF	15	Mitch Houck	LHP/INF
1	Dwayne Bailey	INF	25	Austin Hudson	RHP
11	Bryan Bennett	OF/C	5	Eric Kallstrom	INF
30	D.J. Bissell	INF/OF	12	Matt Lambert	OF
22	Brett Bordwine	RHP	7	Kyle Maulbetsch	RHP/INF
19	Brian Brooks	LHP	10	Matt McClung	RHP
14	Shane Brown	C	26	Taylor Meier	RHP
40	Tyler Bunnell	LHP	6	Kyle Mills	INF
8	Nick Choto	INF	28	Ryan Richardson	OF
35	Chris Duffy	INF	16	Brandon Romans	C
9	Eric English	RHP	41	Tim Russell	C
24	Carmine Giardina	LHP	4	Steve Stropp	C
36	Jaager Good	RHP	23	Kyle Sweat	RHP
27	Matt Goodyear	RHP	33	Kiko Vazquez	INF
20	Chadd Hartman	OF	31	Justin Weiss	RHP
32	Mitch Herold	LHP	13	Ryan Williams	OF/INF



Mitch Houck

UCF

54

2007 C-USA BASEBALL

C-USA™

2007 SCHEDULE

FEBRUARY

3	FLORIDA INTERNATIONAL	1:00p
4	FLORIDA INTERNATIONAL	1:00p
9	TCU	6:30p
10	TCU	6:30p
11	TCU	1:00p
16	MARYLAND	6:30p
17	MARYLAND	6:30p
18	MARYLAND	1:00p
23	at LSU	8:00p
24	at LSU	1:00p
25	at LSU	1:00p
27	MICHIGAN	6:30p

MARCH

2	MONMOUTH	6:30p
3	MONMOUTH	1:00p
4	MONMOUTH	1:00p
6	MICHIGAN STATE	6:30p
7	NORTHEASTERN	6:30p
9	MASSACHUSETTS	6:30p
10	MASSACHUSETTS	6:30p
11	MASSACHUSETTS	1:00p
13	ARMY	6:30p
16	RUTGERS	6:30p
17	RUTGERS	6:30p
18	RUTGERS	1:00p
23	HOUSTON	6:30p
24	HOUSTON	6:30p
25	HOUSTON	1:00p
26	HARVARD	6:30p
27	at Stetson	7:00p
30	at UAB	8:00p
31	at UAB	3:00p

APRIL

1	at UAB	2:00p
3	at USF	7:00p
6	SOUTHERN MISS	6:30p
7	SOUTHERN MISS	6:30p
8	SOUTHERN MISS	1:00p
10	at Florida	6:30p
17	at USF	7:00p
20	at Rice	8:00p
21	at Rice	3:00p
22	at Rice	2:00p
24	USF	6:30p
27	TULANE	6:30p
28	TULANE	6:30p
29	TULANE	1:00p

MAY

2	STETSON	6:30p
4	at Memphis	7:30p
5	at Memphis	5:00p
6	at Memphis	2:00p
8	at Stetson	7:00p
11	at East Carolina	7:00p
12	at East Carolina	6:00p
13	at East Carolina	1:00p
17	MARSHALL	6:30p
18	MARSHALL	6:30p
19	MARSHALL	1:00p
23-27	at C-USA Championship (New Orleans, La.)	

2006 RESULTS

FEBRUARY

5	at Florida International	L	3-4	0-1
5	at Florida International	L	3-13	0-2
7	at Bethune-Cookman	W	8-4	1-2
17	NORTH FLORIDA	L	0-1 (10)	1-3
18	NORTH FLORIDA	L	0-13	1-4
19	NORTH FLORIDA	L	5-6	1-5
24	STONY BROOK	W	1-0	2-5
25	STONY BROOK	W	8-3	3-5
26	STONY BROOK	W	5-4	4-5
28	BETHUNE-COOKMAN	L	2-14	4-6

MARCH

1	MICHIGAN	L	3-6	4-7
3	MONMOUTH	W	23-2	5-7
4	MONMOUTH	L	1-2	5-8
5	MONMOUTH	W	5-4	6-8
7	at Stetson	L	3-4	6-9
8	PENNSYLVANIA	W	9-2	7-9
11	WAGNER	W	15-0	8-9
12	WAGNER	W	5-2	9-9
13	WAGNER	W	11-0	10-9
14	(13) FLORIDA	L	3-10	10-10
17	SIENA	W	16-5	11-10
18	SIENA	W	3-2 (11)	12-10
19	SIENA	W	10-3	13-10
21	at Bethune-Cookman	W	10-8	14-10
24	at TCU	L	1-2	14-11
25	at TCU	W	5-1	15-11
26	at TCU	W	5-3	16-11
28	STETSON	L	2-5	16-12
31	at Marshall (CH)	W	18-1	17-12

APRIL

1	at Marshall (CH)	W	7-5	18-12
2	at Marshall (CH)	L	5-6	18-13
4	at USF	W	11-0	19-13
7	EAST CAROLINA	W	8-0	20-13
8	EAST CAROLINA	L	3-6	20-14
9	EAST CAROLINA	L	1-8	20-15
11	USF	L	3-4	20-16
14	at Tulane	L	1-5	20-17
15	at Tulane	W	9-2	21-17
16	at Tulane	L	6-7	21-18
18	USF	L	4-6 (11)	21-19
21	UAB	W	9-0	22-19
22	UAB	L	7-9	22-20
23	UAB	L	4-16	22-21
27	(1) RICE	L	0-2	22-22
28	(1) RICE	L	1-2	22-23
29	(1) RICE	L	3-6	22-24

MAY

2	BETHUNE-COOKMAN	W	2-0	23-24
5	at (10) Houston	L	5-10	23-25
6	at (10) Houston	L	2-6	23-26
7	at (10) Houston	L	2-5	23-27
12	MEMPHIS	L	4-20	23-28
13	MEMPHIS	L	4-10	23-29
14	MEMPHIS	L	3-11	23-30
18	at Southern Miss	L	3-4 (11)	23-31
19	at Southern Miss	L	0-9	23-32
20	at Southern Miss	L	3-18 (7)	23-33

HOME GAMES IN CAPS. Conference games in bold.



UCF

55

2007 C-USA BASEBALL

USA™

2006 STATISTICS

Record: 23-33 C-USA: 5-19

BATTING

Player	AVG	GP-GS	AB	R	H	2B	3B	HR	RBI	TB	SLG%	BB	HBP	SO	GDP	OB%	SF	SH	SB-ATT	PO	A	E	FLD%
Auer	.323	41-40	164	30	53	5	6	2	28	76	.463	7	2	25	1	.356	1	3	17-18	85	14	4	.961
Bono	.320	54-54	200	31	64	14	0	6	33	96	.480	18	10	21	5	.404	0	8	0-0	378	53	3	.993
Lambert	.309	47-23	97	13	30	7	0	2	15	43	.443	11	3	31	1	.396	0	1	0-0	47	1	1	.980
Ray	.307	50-50	189	32	58	8	1	1	16	71	.376	30	8	33	1	.423	0	2	23-31	60	114	17	.911
Stropp	.295	41-29	122	20	36	5	0	5	25	56	.459	4	2	20	4	.328	0	4	1-1	55	16	2	.973
Williams	.290	51-40	138	20	40	7	1	1	14	52	.377	9	5	44	2	.353	1	3	1-2	29	14	6	.878
DiNatale	.276	54-53	196	27	54	18	4	2	26	86	.439	17	7	52	4	.351	2	2	10-14	89	2	1	.989
Lambert	.273	24-3	33	4	9	1	0	0	6	10	.303	2	0	10	0	.306	1	0	0-0	4	0	0	1.000
Horwath	.265	44-36	117	22	31	7	0	2	18	44	.376	18	7	25	1	.394	0	1	2-4	47	73	7	.945
Houck	.259	18-5	27	4	7	1	0	0	2	8	.296	6	0	6	1	.394	0	0	0-0	16	13	1	.967
Bennett	.258	22-6	31	6	8	0	1	0	4	10	.323	1	4	8	1	.361	0	0	0-0	11	1	0	1.000
Vazquez	.247	54-51	170	31	42	11	0	4	21	65	.382	33	11	45	5	.400	1	2	0-0	456	25	6	.988
Hartman	.244	31-22	82	9	20	2	1	2	14	30	.366	9	4	30	1	.344	1	1	2-2	42	0	2	.955
Kallstrom	.235	53-50	170	22	40	6	1	4	21	60	.353	10	5	34	3	.294	2	6	1-2	82	156	14	.944
Cucci	.208	11-8	24	2	5	0	0	0	2	5	.208	4	1	3	1	.345	0	0	0-1	7	10	6	.739
Kash	.207	32-11	58	8	12	1	0	0	2	13	.224	8	0	19	2	.299	1	2	0-0	35	56	3	.968
Ynclan	.202	37-20	104	10	21	5	2	0	18	30	.288	11	0	13	3	.276	1	2	2-4	24	3	4	.871
Cooper	.188	9-3	16	2	3	1	0	0	3	4	.250	2	0	3	0	.278	0	0	0-0	6	14	1	.952
Totals	.275	56-56	1938	293	533	99	17	31	268	759	.392	200	69	422	36	.362	11	37	59-79	1487	637	85	.962
Opponents	.257	56-56	1882	301	484	69	16	32	267	681	.362	218	65	439	36	.352	15	49	46-80	1479	633	76	.965

LOB - Team (481), Opp (441) DPs turned - Team (49), Opp (45) IBB - Team (5), R Bono 2, M Ray 2, M Houck 1, Opp (4) Picked off - K Vazquez 2, R Williams 2, M Houck 1, T Auer 1, V Cucci 1, M Ray 1, D DiNatale 1, S Stropp 1

PITCHING (All games sorted by ERA)

Player	ERA	W-L	APP	GS	CG	SHO/CBO	SV	IP	H	R	ER	BB	SO	2B	3B	HR	AB	B/Avg	WP	HBP	BK	SFA	SHA
Cobb	0.00	0-0	1	1	0	0/0	0	2.0	0	1	0	2	2	0	0	0	6	.000	0	0	0	0	0
Weiss	1.80	0-0	4	0	0	0/0	0	5.0	3	2	1	1	1	0	0	0	17	.176	0	1	0	0	0
Petracca	2.08	2-3	27	0	0	0/1	8	39.0	27	16	9	5	37	4	0	2	136	.199	4	2	0	1	6
Bunnell	2.31	0-0	10	0	0	0/0	1	11.2	13	3	3	2	19	3	0	0	49	.265	2	2	0	0	0
Bascom	2.47	5-6	14	14	1	1/3	0	80.0	62	25	22	25	90	12	2	1	288	.215	3	11	2	2	11
Houck	4.24	3-4	14	11	1	1/0	0	63.2	57	33	30	34	70	3	3	4	234	.244	6	13	3	1	4
Brooks	4.43	2-1	22	1	0	0/3	1	42.2	49	27	21	18	27	5	0	5	169	.290	8	7	0	0	5
Sweat	4.52	3-4	15	11	0	0/2	0	71.2	80	44	36	22	36	15	4	5	276	.290	2	6	4	3	6
Herold	5.23	1-4	12	9	0	0/0	0	41.1	36	28	24	30	39	3	2	2	158	.228	10	3	2	1	3
Bordwine	5.82	2-3	16	4	0	0/2	0	38.2	39	30	25	29	32	8	0	3	144	.271	1	3	2	4	5
Abriola	6.69	3-3	20	0	0	0/0	0	40.1	43	33	30	24	42	2	3	1	155	.277	10	11	0	1	4
Good	7.15	0-1	12	0	0	0/1	0	11.1	17	11	9	4	8	3	0	1	52	.327	0	3	0	0	1
Thorne	7.52	2-3	11	2	0	0/0	0	26.1	33	24	22	7	15	5	0	4	110	.300	5	0	0	0	2
Bender	7.71	0-0	3	0	0	0/0	0	2.1	3	2	2	0	4	1	0	1	10	.300	1	0	0	0	0
Meier	7.82	0-1	6	3	0	0/0	0	12.2	12	12	11	8	8	4	1	1	46	.261	0	2	0	2	2
McClung	9.00	0-0	7	0	0	0/0	0	7.0	10	10	7	7	9	1	1	2	32	.312	1	1	0	0	0
Totals	4.54	23-33	56	56	2	7/5	10	495.2	484	301	250	218	439	69	16	32	1882	.257	53	65	13	15	49
Opponents	4.53	33-23	56	56	0	4/4	14	493.0	533	293	248	200	422	99	17	31	1938	.275	33	69	21	11	37

PB - Team (9), S Stropp 5, R Bono 4, Opp (1) Pickoffs - Team (9), M Houck 7, T Bascom 1, K Sweat 1, Opp (10) SBA/ATT - R Bono (43-67), K Sweat (5-12), D Abriola (7-11), B Bordwine (5-10), M Houck (4-9), T Bascom (5-8), M Herold (6-8), D Petracca (5-6), S Stropp (1-6), B Brooks (2-5), J Thorne (1-3), J Good (2-2), T Cobb (1-2), J Weiss (0-1), M McClung (1-1), T Meier (1-1), T Bunnell (1-1)

UCF

56

2007 C-USA BASEBALL

C-USA

2006 STANDINGS

	C-USA				All Games				
	W-L	Pct.	H	A	W-L	Pct.	H	A	N
x,y Rice	22-2	.917	10-2	12-0	57-13	.814	33-6	17-3	6-4
Houston	18-6	.750	11-1	7-5	39-22	.639	22-4	13-15	4-3
Tulane	15-9	.625	8-4	7-5	43-21	.672	27-10	9-7	7-4
Memphis	13-11	.542	5-7	8-4	32-28	.533	15-13	12-11	4-4
Southern Miss	13-11	.542	8-4	5-7	39-23	.629	26-6	8-13	5-4
East Carolina	10-14	.417	7-5	3-9	33-26	.559	28-9	4-15	1-2
Marshall	6-18	.250	2-10	4-8	22-32	.407	13-14	9-16	0-2
UAB	6-18	.250	2-10	4-8	19-38	.333	11-17	6-18	2-3
UCF	5-19	.208	2-10	3-9	23-33	.411	15-20	8-13	0-0

x,y Regular Season and Tournament Champion

STANDINGS/
POSTSEASON
RESULTS

57

2007 C-USA BASEBALL

2006 POSTSEASON RESULTS

C-USA CHAMPIONSHIP

(Reckling Park, Houston, Texas)

Sun., May 28

Championship Game
Rice 11, Houston 5

Sat., May 27

Houston 6, Tulane 0
Rice 7, Memphis 4

Fri., May 26

Tulane 2, East Carolina 1 (10 inn.)
Memphis 8, Southern Miss 5

Thu., May 25

Tulane 12, Marshall 1 (8 inn.)
Memphis 13, UAB 2 (7 inn.)
Houston 7, East Carolina 1
Rice 5, Southern Miss 1

Wed., May 24

(6) East Carolina 4, (7) Tulane 2
(2) Houston 9, (7) Marshall 1
(1) Rice 9, (8) UAB 3
(5) Southern Miss 6, (4) Memphis 2

NCAA CHAMPIONSHIP

COLLEGE WORLD SERIES

(Omaha, Neb.)

Sat., June 17

Rice 6, Georgia 4

Mon., June 19

Rice 7, Miami (Fla.) 2

Wed., June 21

Oregon State 5, Rice 0

Thu., June 22

Oregon State 2, Rice 0

HOUSTON SUPER REGIONAL

(Houston, Texas)

Sat., June 10

Rice 10, Oklahoma 4

Sun., June 11

Oklahoma 11, Rice 5

Mon., June 12

Rice 9, Oklahoma 5

HOUSTON REGIONAL

(Houston, Texas)

Fri., June 2

(1) Rice 6, (4) Prairie View A&M 5

Sun., June 4

(1) Rice 7, (2) Baylor 2

Fri., June 2

(1) Rice 7, (2) Baylor 4

NORMAN REGIONAL

(Norman, Okla.)

Fri., June 2

(3) Wichita State 2, (2) Houston 1

Sat., June 3

(1) Oklahoma 8, (2) Houston 6

OXFORD REGIONAL

(Oxford, Miss.)

Fri., June 2

(3) South Alabama 7, (2) Tulane 1

Sat., June 3

(2) Tulane 12, (4) Bethune-Cookman 7

Sun., June 4

(2) Tulane 18, (3) South Alabama 11

(3) Mississippi 12, (2) Tulane 4

TUSCALOOSA REGIONAL

(Tuscaloosa, Ala.)

Fri., June 2

(2) Troy 10, (3) Southern Miss 8

Sat., June 3

(3) Southern Miss 6,

(4) Jacksonville State 2

Sun., June 4

(2) Troy 6, (3) Southern Miss 5





PLAYER OF THE YEAR
Mark Hamilton, Tulane

PITCHER OF THE YEAR
Brad Lincoln, Houston

FRESHMAN OF THE YEAR
Warren McFadden, Tulane

KEITH LECLAIR COACH OF THE YEAR
Wayne Graham, Rice

FIRST TEAM ALL-CONFERENCE

- IF Adam Amar, Memphis
- IF Brian Friday, Rice
- IF Isa Garcia, Houston
- IF Mark Hamilton, Tulane
- IF Marc Maddox, Southern Miss
- OF Toddric Johnson, Southern Miss
- OF Warren McFadden, Tulane
- OF Matt Weston, Houston
- C Jake Smith, East Carolina
- DH/UT Brad Lincoln, Houston
- P Tim Bascom, UCF
- P Eddie Degerman, Rice
- P Brad Lincoln, Houston
- P Sean Morgan, Tulane
- RP Cole St.Clair, Rice

SECOND TEAM ALL-CONFERENCE

- IF Josh Rodriguez, Rice
- IF Joe Savery, Rice
- IF Trey Sutton, Southern Miss
- IF Adam Witter, East Carolina
- OF K.K. Chalmers, Memphis
- OF Aaron Luna, Rice
- OF Nathan Southard, Tulane
- C Kevin Coker, Southern Miss
- DH/UT Brendan Murphy, Marshall
- P Bobby Bell, Rice
- P Craig Crow, Rice
- P Scott McGregor, Memphis
- P Brody Taylor, East Carolina
- RP Daniel Best, Southern Miss

ALL-FRESHMAN TEAM

- Luke Adkins, OF, Southern Miss
- Travis Cougot, SS, Houston
- Dave DiNatale, OF, UCF
- Brian Dozier, SS, Southern Miss
- Michael Ewing, 1B, Southern Miss
- Luis Flores, C/P, Houston
- Mitch Houck, P, UCF
- Aaron Luna, OF, Rice
- Warren McFadden, OF, Tulane
- Scott McGregor, P, Memphis
- Ryan Wood, IF, East Carolina

ALL-TOURNAMENT TEAM

- C Ty Wallace, Tulane
- IF Greg Buchanan, Rice
- IF Isa Garcia, Houston
- IF Michael Murray, Memphis
- IF Joe Savery, Rice
- OF Jordan Dodson, Rice
- OF Will Petersen, Memphis
- OF Jake Stewart, Houston
- DH Brad Lincoln, Houston
- P Bobby Bell, Rice
- P Bryce Cox, Rice
- P Luis Flores, Houston
- P Shane Mathews, East Carolina

TOURNAMENT MVP: Joe Savery, Rice

HITTERS OF THE WEEK

- F13 Aaron Luna OF Rice
- F20 Brad Emaus 3B Tulane
- F27 Jake Smith C East Carolina
- M6 Brendan Murphy IF Marshall
- Josh Rodriguez SS Rice
- M13 Marc Maddox 1B Southern Miss
- Zac Ward 3B UAB
- M20 Dave DiNatale OF UCF
- M27 Adam Amar 1B Memphis
- A3 Tyson Auer OF UCF
- A10 Matt Weston OF Houston
- A17 Matt Weston OF Houston
- Adam Zornes IF Rice
- A4 Brandon Henderson OF East Carolina
- MY1 Toddric Johnson OF Southern Miss
- Mark Hamilton 1B Tulane
- MY2 Warren McFadden OF Tulane
- MY15 Joe Savery 1B/DH Rice
- MY22 Adam Amar 1B Memphis
- Brian Friday SS Rice

PITCHERS OF THE WEEK

- F13 Brad Lincoln RHP Houston
- Billy Mohl RHP Tulane
- F20 Eddie Degerman RHP Rice
- F27 Scott McGregor RHP Memphis
- M6 Brad Lincoln RHP Houston
- M13 Eddie Degerman RHP Rice
- M20 Daniel Best RHP Southern Miss
- M27 Brad Lincoln RHP Houston
- Cliff Russum RHP Southern Miss
- A3 Brody Taylor LHP East Carolina
- A10 Tim Bascom RHP UCF
- A17 Sean Morgan RHP Tulane
- A24 Sean Morgan RHP Tulane
- MY1 Cliff Russum RHP Southern Miss
- MY8 Ricky Hargrove RHP Houston
- MY15 Brad Lincoln RHP Houston
- MY22 Bryce Cox RHP Rice

NCAA ALL-REGIONAL PERFORMERS

HOUSTON REGIONAL

- OF Jordan Dodson, Rice
 - OF Tyler Henley, Rice
 - 3B Josh Rodriguez, Rice
 - IF/P Joe Savery, Rice
 - P Eddie Degerman, Rice
- Most Outstanding Player:**
Eddie Degerman, Rice

OXFORD REGIONAL

- 1B Mark Hamilton, Tulane
- SS Cat Everett, Tulane
- OF Nathan Southard, Tulane

TUSCALOOSA REGIONAL

- SS Brian Dozier, Southern Miss
- OF Toddric Johnson, Southern Miss

ALL-AMERICA

ABCA FIRST TEAM

- RHP Brad Lincoln Jr. Houston
- RHP Eddie Degerman Sr. Rice

SECOND TEAM

- LHP Cole St.Clair So. Rice

BASEBALL AMERICA FIRST TEAM

- RHP Brad Lincoln Jr. Houston
- RHP Eddie Degerman Sr. Rice
- LHP Cole St.Clair So. Rice
- 1B Mark Hamilton Jr. Tulane
- SS Brian Friday Sr. Rice
- UT Brad Lincoln Jr. Houston

THIRD TEAM

- 3B Josh Rodriguez Jr. Rice

COLLEGIATE BASEBALL FIRST TEAM

- RHP Brad Lincoln Jr. Houston
- RHP Eddie Degerman Sr. Rice

SECOND TEAM

- C Jake Smith Sr. East Carolina

THIRD TEAM

- LHP Cole St.Clair So. Rice
- 1B Mark Hamilton Jr. Tulane
- SS Brian Friday So. Rice

COLLEGE BASEBALL FOUNDATION SECOND TEAM

- RHP Brad Lincoln Jr. Houston
- RHP Eddie Degerman Sr. Rice
- SS Brian Friday So. Rice

NATIONAL COACH OF THE YEAR

Wayne Graham Rice

NCBWA FIRST TEAM

- P/UT Brad Lincoln Jr. Houston
- RHP Eddie Degerman Sr. Rice
- LHP Cole St.Clair So. Rice

SECOND TEAM

- C Jake Smith Sr. East Carolina

THIRD TEAM

- 3B Marc Maddox Sr. Southern Miss
- P/UT Joe Savery So. Rice
- RHP Daniel Best Sr. Southern Miss

ROSENBLATT REPORT FIRST TEAM

- DH Mark Hamilton Jr. Tulane
- UT Brad Lincoln Jr. Houston
- RHP Eddie Degerman Sr. Rice
- LHP Cole St.Clair So. Rice

SECOND TEAM

- SS Brian Friday So. Rice

FRESHMAN ALL-AMERICANS

BASEBALL AMERICA FIRST TEAM

- OF Aaron Luna Rice
- OF Warren McFadden Tulane
- C/P Luis Flores Houston

COLLEGIATE BASEBALL FIRST TEAM

- 1B Michael Ewing Southern Miss
- SS Brian Dozier Southern Miss
- OF Aaron Luna Rice
- OF Warren McFadden Tulane
- OF Luke Adkins Southern Miss
- C/P Luis Flores Houston

ABCA ALL-REGION TEAMS

EAST REGION SECOND TEAM

- RHP Brody Taylor, East Carolina

MIDEAST REGION SECOND TEAM

- DH Brendan Murphy, Marshall

SOUTH REGION FIRST TEAM

- RP Daniel Best, Southern Miss
- 1B Mark Hamilton, Tulane

SECOND TEAM

- 3B Marc Maddox, Southern Miss

SOUTH CENTRAL REGION FIRST TEAM

- SP Eddie Degerman, Rice
- SP Brad Lincoln, Houston
- RP Cole St.Clair, Rice

SECOND TEAM

- 2B Greg Buchanan, Rice
- SS Brian Friday, Rice
- 3B Josh Rodriguez, Rice
- OF Matt Weston, Houston

NATIONAL PLAYERS OF THE WEEK

COLLEGIATE BASEBALL/ LOUISVILLE SLUGGER

- Mar. 13 Marc Maddox 1B Southern Miss
- Apr. 10 Matt Weston OF Houston
- May 22 Brian Friday SS Rice

PRO-LINE CAP/NCBWA

- Feb. 13 Aaron Luna OF Rice
- Mar. 20 Daniel Best RHP Southern Miss
- May 16 Brad Lincoln RHP Houston

ACADEMIC ALL-AMERICA

ESPN THE MAGAZINE ALL-AMERICAN

- First Team
- Eddie Degerman, P, Rice
- Marc Maddox, IF, Southern Miss

ALL-DISTRICT

- District 2 First Team
- Brent Mason, IF, Marshall

District 6 First Team

- Eddie Degerman, P, Rice
- Marc Maddox, IF, Southern Miss
- Mark Hamilton, 1B, Tulane

District 6 Second Team

- Craig Crow, P, Rice
- Brian Friday, IF, Rice
- Tyler Henley, OF, Rice
- Joe Savery, IF/DH/P, Rice
- Trey Sutton, 2B, Southern Miss

BATTING LEADERS**BATTING AVG**

Amar, MEM	.395
McFadden, TLN	.382
Sutton, USM	.375
Dozier, USM	.368
Moss, MEM	.365
Johnson, USM	.363
Garcia, HOU	.357
Friday, RICE	.353
Russell, MAR	.347
Buchanan, RICE	.346
Frederick, MAR	.345
Smith, ECU	.344

SLUGGING PCT

Weston, HOU	.657
Amar, MEM	.648
Hamilton, TLN	.643
Murphy, MAR	.640
Luna, RICE	.638
Smith, ECU	.606
Maddox, USM	.577
Rodriguez, RICE	.573
Henley, RICE	.569
Friday, RICE	.558
Frederick, MAR	.557
Johnson, USM	.552

ON BASE PCT

Russell, MAR	.513
Amar, MEM	.472
Hamilton, TLN	.461
McFadden, TLN	.457
Luna, RICE	.447
Johnson, USM	.444
Southard, TLN	.444
Dozier, USM	.442
Savery, RICE	.442
Rodriguez, RICE	.439
Moss, MEM	.439
Friday, RICE	.437

RUNS SCORED

Henley, RICE	74
Friday, RICE	66
Johnson, USM	65
Buchanan, RICE	64
W. Petersen, MEM	64
Rodriguez, RICE	62
Savery, RICE	61
Maddox, USM	61
Hamilton, TLN	61
K. Chalmers, MEM	61
Blount, USM	55
Southard, TLN	55

HITS

Buchanan, RICE	102
Friday, RICE	95
Johnson, USM	94
Henley, RICE	92
McFadden, TLN	91
Rodriguez, RICE	90
Sutton, USM	90
Savery, RICE	85
Petersen, MEM	85
Moss, MEM	85
Amar, MEM	83
Southard, TLN	82

RUNS BATTED IN

Murphy, MAR	70
Maddox, USM	70
Hamilton, TLN	69
Amar, MEM	66
Savery, RICE	66
Smith, ECU	65

Rodriguez, RICE	64
Friday, RICE	57
Henley, RICE	54
Lincoln, HOU	53
Johnson, USM	52
Weston, HOU	51

DOUBLES

Henley, RICE	26
McFadden, TLN	24
Moss, MEM	24
Friday, RICE	22
Petersen, MEM	22
Stieger, MAR	21
Rodriguez, RICE	21
Savery, RICE	20
Murphy, MAR	19
DiNatale, UCF	18
Amar, MEM	17
Emaus, TLN	17

TRIPLES

Henley, RICE	7
Auer, UCF	6
Chalmers, MEM	6
Davis, USM	5
Southard, TLN	5
DiNatale, UCF	4
Garcia, HOU	4
Dozier, USM	4
Riser, TLN	4
Mattox, ECU	4
8 tied at	3

HOME RUNS

Hamilton, TLN	20
Maddox, USM	18
Luna, RICE	16
Weston, HOU	16
Murphy, MAR	15
Witter, ECU	14
Lincoln, HOU	14
Smith, ECU	13
Lieberman, MEM	13
Johnson, USM	11
Rodriguez, RICE	11
3 tied at	10

TOTAL BASES

Henley, RICE	156
Hamilton, TLN	151
Rodriguez, RICE	150
Friday, RICE	150
Johnson, USM	143
Maddox, USM	142
Petersen, MEM	137
Amar, MEM	136
Savery, RICE	134
Smith, ECU	132
Buchanan, RICE	132
Murphy, MAR	130

WALKS

Everett, TLN	53
Hamilton, TLN	51
Savery, RICE	50
Rodriguez, RICE	42
Witter, ECU	41
Emaus, TLN	39
Russell, MAR	38
Southard, TLN	35
Vazquez, UCF	33
Ewing, USM	33
Maddox, USM	32
Chalmers, MEM	32

HIT BY PITCH

Luna, RICE	25
Russell, MAR	22
Coker, USM	21
Henley, RICE	20
Levinson, MAR	14
Friday, RICE	14
Buchanan, RICE	14
Johnson, USM	13
Southard, TLN	13
Norrid, MEM	12
Maddox, USM	12
Vazquez, UCF	11

SAC BUNTS

Mollenhauer, ECU	13
Friday, RICE	10
Everett, TLN	9
Kwan, TLN	9
Buchanan, RICE	9
Cougot, HOU	9
Wallace, TLN	9
7 tied at	8

SAC FLIES

Rodriguez, RICE	8
Smith, ECU	8
Lincoln, HOU	7
Emaus, TLN	6
Barton, MEM	5
Ewing, USM	5
Amar, MEM	5
Southard, TLN	5
Weston, HOU	5
Friday, RICE	5
Davis, USM	5
11 tied at	4

STOLEN BASES

Chalmers, MEM	39
Southard, TLN	27
Ray, UCF	23
Garcia, HOU	19
Monaco, MAR	18
Auer, UCF	17
Friday, RICE	17
Maddox, USM	14
Kingsbury, HOU	14
Mattox, ECU	14
3 tied at	13

TOTAL PLATE APPEARANCES

Buchanan, RICE	337
Henley, RICE	332
Friday, RICE	329
Rodriguez, RICE	321
Savery, RICE	309
Everett, TLN	305
Johnson, USM	299
Southard, TLN	298
Emaus, TLN	295
Maddox, USM	294
Hamilton, TLN	293
Petersen, MEM	287

AT BATS

Buchanan, RICE	295
Henley, RICE	274
Friday, RICE	269
Rodriguez, RICE	262
Johnson, USM	259
Savery, RICE	254
Petersen, MEM	253
Norrid, MEM	247
Maddox, USM	246
Kingsbury, HOU	245

Emaus, TLN	242
2 tied at	240

STEAL ATTEMPTS

Chalmers, MEM	43
Southard, TLN	34
Ray, UCF	31
Friday, RICE	25
Monaco, MAR	24
Garcia, HOU	23
Dozier, USM	19
Mattox, ECU	19
Eldridge, ECU	19
Auer, UCF	18
Petersen, MEM	17
5 tied at	16

STRIKEOUTS

Tully, HOU	55
Blount, USM	54
Dodson, RICE	53
Chalmers, MEM	53
DiNatale, UCF	52
Petersen, MEM	52
Turner, UAB	51
Luna, RICE	51
Friday, RICE	51
Stieger, MAR	51
McFadden, TLN	48
4 tied at	47

CAUGHT STEALING

Dozier, USM	8
Friday, RICE	8
Ray, UCF	8
Eldridge, ECU	7
Southard, TLN	7
Dodson, RICE	6
Monaco, MAR	6
Emaus, TLN	6
5 tied at	5

GROUNDING INTO DP

Murphy, MAR	10
Stieger, MAR	10
Savery, RICE	9
Vincent, MAR	9
Maddox, USM	9
Henry, TLN	8
McFadden, TLN	8
Amar, MEM	8
Rodriguez, RICE	7
Blount, USM	7
Tousley, ECU	7
Hamilton, TLN	7

PITCHING LEADERS**EARNED RUN AVG**

Lincoln, HOU	1.69
St.Clair, RICE	1.82
Degerman, RICE	2.00
Bascom, UCF	2.47
Flores, HOU	3.00
Taylor, ECU	3.12
Hargrove, HOU	3.31
Morgan, TLN	3.51
Crow, RICE	3.53
Belanger, USM	3.82
Hose, ECU	3.88
Mohl, TLN	4.03

OPPOSING BAT AVG

St.Clair, RICE	.151
Degerman, RICE	.170
Lincoln, HOU	.198
Bascom, UCF	.215

Morgan, TLN	.222
Taylor, ECU	.236
Crew, UAB	.237
Flores, HOU	.239
Houck, UCF	.244
Russum, USM	.246
Hargrove, HOU	.260
Crow, RICE	.268

INNINGS PITCHED

Degerman, RICE	130.2
Lincoln, HOU	127.2
Morgan, TLN	118.0
Mohl, TLN	105.0
Gomes, TLN	102.0
Hargrove, HOU	100.2
Russum, USM	93.2
Taylor, ECU	92.1
Slone, MAR	88.2
Flores, HOU	87.0
Sasser, ECU	85.0
Koutsavlis, MAR	84.0

BATTERS STRUCK OUT

Degerman, RICE	172
Lincoln, HOU	152
Morgan, TLN	125
St.Clair, RICE	100
Bascom, UCF	90
Crow, RICE	88
Hargrove, HOU	82
Gomes, TLN	79
Mathews, ECU	75
Houck, UCF	70
Taylor, ECU	68
2 tied at	67

BATTERS SO OUT LOOKING

Lincoln, HOU	59
Morgan, TLN	40
Crow, RICE	34
Degerman, RICE	32
St.Clair, RICE	30
Mathews, ECU	28
Hargrove, HOU	28
Belanger, USM	27
Chrisman, MAR	24
Brown, HOU	24
Flores, HOU	24
2 tied at	23

WINS

Degerman, RICE	13
Lincoln, HOU	12
Mohl, TLN	9
Bell, RICE	8
Taylor, ECU	8
Crow, RICE	8
Belanger, USM	8
Russum, USM	8
Morgan, TLN	8
Hargrove, HOU	8
5 tied at	7

SAVES

Latham, TLN	14
Best, USM	13
St.Clair, RICE	11
Petracca, UCF	8
Knippelmeyer, MAR	5
Boone, HOU	4
Cox, RICE	4
Bramhall, RICE	3
Flaherty, UAB	3
Bell, RICE	3
4 tied at	2

INDIVIDUAL LEADERS ALL GAMES

59

2007 C USA BASEBALL





INDIVIDUAL LEADERS ALL GAMES

60

2007 C-USA BASEBALL



APPEARANCES

St.Clair, RICE	37
Latham, TLN	35
Cox, RICE	32
Best, USM	31
Martin, TLN	29
Brown, HOU	28
Thorn, UAB	28
Murray, UAB	28
Petracca, UCF	27
Bramhall, RICE	26
Caire, USM	26
Legg, UAB	26

GAMES STARTED

Degerman, RICE	19
Morgan, TLN	17
Gomes, TLN	17
Lincoln, HOU	17
Sasser, ECU	16
Mohl, TLN	16
Russum, USM	16
Slone, MAR	15
7 tied at	14

GAMES FINISHED

Latham, TLN	33
Best, USM	27
Petracca, UCF	25
St.Clair, RICE	25
Cox, RICE	20
Murray, UAB	16
Knippelmeyer, MAR	15
Brown, HOU	13
Boone, HOU	12
Rhodes, ECU	11
Yokley, MEM	10
Utley, MEM	9

GAMES IN RELIEF

Latham, TLN	35
St.Clair, RICE	35
Best, USM	31
Cox, RICE	31
Martin, TLN	28
Thorn, UAB	27
Petracca, UCF	27
Caire, USM	26
Bramhall, RICE	26
4 tied at	25

SAC BUNTS ALLOWED

Bascom, UCF	11
Sasser, ECU	10
Hargrove, HOU	10
Morgan, TLN	8
Andrews, ECU	8
Northington, UAB	7
Gomes, TLN	7
Martin, TLN	7
Slone, MAR	7
8 tied at	6

SAC FLIES ALLOWED

Porlier, TLN	7
Utley, MEM	6
Slone, MAR	6
Latham, TLN	5
Hargrove, HOU	5
8 tied at	4

LOSSES

Slone, MAR	8
Chrisman, MAR	7
Koutsavlis, MAR	7
Legg, UAB	7
Sasser, ECU	7
8 tied at	6

RUNNERS PICKED OFF

Houck, UCF	7
Coker, USM	4
St.Clair, RICE	4
Barton, MEM	3
Flores, L., HOU	3
Sawyer, UAB	3
Murray, UAB	3
8 tied at	2

WILD PITCHES

Crew, UAB	19
Degerman, RICE	14
Crow, RICE	13
Morgan, TLN	12
Abriola, UCF	10
Herold, UCF	10
Sasser, ECU	9
Brooks, UCF	8
Porter, TLN	8
Yokley, MEM	8
Bowden, USM	8
Belanger, USM	8

BALKS

Gomes, TLN	6
Schenk, MEM	4
Sweat, UCF	4
Chrisman, MAR	3
Styes, UAB	3
Hargrove, HOU	3
Houck, UCF	3
St.Clair, RICE	3
Martin, TLN	3
Northington, UAB	3
D. Davis, MEM	3
13 tied at	2

HIT BATTERS

Murray, UAB	15
Houck, UCF	13
Abriola, UCF	11
Bascom, UCF	11
Gomes, TLN	11
McGregor, MEM	11
Crow, RICE	10
7 tied at	9

INTENTIONAL BB ALLOWED

Martin, TLN	6
Mohl, TLN	5
Best, USM	4
Petracca, UCF	3
Blain, MAR	3
Slone, MAR	3
D. Davis, MEM	3
Holz, ECU	3
Belanger, USM	3
Wolfe, MAR	3
8 tied at	2

HITS ALLOWED

Vidic, TLN	1
Traweek, RICE	1
Davis, MEM	2
Kloskowski, UAB	3
Davis, USM	3
Connick, TLN	3
Bender, UCF	3
Miller, UAB	3
Weiss, UCF	3
Raviele, HOU	4
Irvin, MEM	5
Leggett, ECU	5

RUNS ALLOWED

Cobb, UCF	1
-----------	---

avis, USM	1
Weiss, UCF	2
Raviele, HOU	2
Davis, MEM	2
Connick, TLN	2
Bender, UCF	2
Vidic, TLN	3
Leggett, ECU	3
Sperring, RICE	3
Bunnell, UCF	3
Adams, USM	4

EARNED RUNS ALLOWED

Davis, USM	1
Weiss, UCF	1
Davis, MEM	2
Bender, UCF	2
Adams, USM	2
Leggett, ECU	2
Sperring, RICE	2
Raviele, HOU	2
Connick, TLN	2
Bunnell, UCF	3
Vidic, TLN	3
Glos, HOU	3

WALKS ALLOWED

Basinger, USM	1
Weiss, UCF	1
McLemore, HOU	1
Sperring, RICE	1
Kloskowski, UAB	1
Pessa, RICE	1
Connick, TLN	1
Raviele, HOU	2
Bunnell, UCF	2
Tully, B., HOU	2
Cobb, UCF	2
Irvin, MEM	2

DOUBLES ALLOWED

Kloskowski, UAB	1
South, MEM	1
McClung, UCF	1
Davis, MEM	1
Blain, MAR	1
Sperring, RICE	1
Bender, UCF	1
Cooper, RICE	1
Wade, USM	1
Vidic, TLN	1
Corrigan, HOU	1
Traweek, RICE	1

TRIPLES ALLOWED

Tapscott, UAB	1
McClung, UCF	1
Flye, ECU	1
Thorn, UAB	1
Russum, USM	1
Farrington, HOU	1
Clark, USM	1
Andrews, ECU	1
Styes, UAB	1
Hancock, HOU	1
Hargrove, HOU	1
St.Clair, RICE	1

HOME RUNS ALLOWED

Langley, MEM	1
Caire, USM	1
Wade, USM	1
Kloskowski, UAB	1
Abriola, UCF	1
Irvin, MEM	1
Bascom, UCF	1
Tapscott, UAB	1

Meyers, MAR	1
Bump, MAR	1
Bender, UCF	1
Valluzzo, USM	1

FIELDING LEADERS

FIELDING PCT

Weston, HOU	1.000
Davis, USM	.997
Savery, RICE	.996
Southard, TLN	.995
Bono, UCF	.993
Flores, L., HOU	.992
Riser, TLN	.991
Stirneman, HOU	.991
Lincoln, HOU	.991
Wallace, TLN	.991
DiNatale, UCF	.989
Lehmann, RICE	.989

CHANCES

Hamilton, TLN	592
Savery, RICE	560
Witter, ECU	527
Amar, MEM	515
Vazquez, UCF	487
Lehmann, RICE	454
Stieger, MAR	434
Bono, UCF	434
Coker, USM	429
Ward, UAB	405
Smith, ECU	393
2 tied at	358

PUTOUTS

Hamilton, TLN	556
Savery, RICE	499
Witter, ECU	489
Amar, MEM	472
Vazquez, UCF	456
Stieger, MAR	401
Lehmann, RICE	395
Bono, UCF	378
Coker, USM	367
Smith, ECU	326
Stirneman, HOU	325
Ward, UAB	313

ASSISTS

Metcalf, UAB	215
Mollenhauer, ECU	207
Dozier, USM	206
Friday, RICE	196
Murray, MEM	192
Everett, TLN	185
Buchanan, RICE	168
Gutierrez, UAB	165
Emaus, TLN	163
Moss, MEM	162
Kallstrom, UCF	156
Levinson, MAR	150

FIELDING DOUBLE PLAYS

Amar, MEM	26
Hamilton, TLN	49
Savery, RICE	47
Dozier, USM	46
Buchanan, RICE	44
Gutierrez, UAB	42
Witter, ECU	42
Moss, MEM	42
Mollenhauer, ECU	41
Vazquez, UCF	41
Metcalf, UAB	40
Friday, RICE	40

PASSED BALLS

Sawyer, UAB	21
Kwan, TLN	7
Flores, L., HOU	6
Stropp, UCF	5
Witter, ECU	4
Bono, UCF	4
Fennell, MEM	3
Logan, HOU	3
Russell, MAR	3
Croft, UAB	3
Barton, MEM	3
5 tied at	2

CATCHERS INTERFERENCE

Sawyer, UAB	3
Russell, MAR	2
Reagan, RICE	2
Lehmann, RICE	1
Flores, HOU	1
Witter, ECU	1
Logan, HOU	1
Coker, USM	1
Fennell, MEM	1

STEAL ATTEMPTS AGAINST

Sawyer, UAB	90
Coker, USM	70
Russell, MAR	67
Bono, UCF	67
Wallace, TLN	61
Smith, ECU	59
Flores, HOU	54
Barton, MEM	47
Kwan, TLN	46
Lehmann, RICE	41
Logan, HOU	38
Fennell, MEM	24

STOLEN BASES AGAINST

Sawyer, UAB	57
Wallace, TLN	54
Coker, USM	47
Russell, MAR	46
Bono, UCF	43
Kwan, TLN	39
Smith, ECU	33
Flores, HOU	32
Barton, MEM	32
Lehmann, RICE	31
Logan, HOU	22
Porlier, TLN	20

CAUGHT STEALING BY

Sawyer, UAB	33
Smith, ECU	26
Bono, UCF	24
Coker, USM	23
Flores, HOU	22
Russell, MAR	21
Logan, HOU	16
Barton, MEM	15
Lehmann, RICE	10
4 tied at	7

ERRORS

Dozier, USM	22
Mollenhauer, ECU	21
Murray, MEM	20
Coughlin, HOU	19
Frederick, MAR	17
Ray, UCF	17
Rodriguez, RICE	16
Norrid, MEM	16
5 tied at	14

BATTING LEADERS**BATTING AVG**

Rice	.315
Memphis	.315
Southern Miss	.314
East Carolina	.305
Marshall	.299
Houston	.293
Tulane	.291
UCF	.275
UAB	.267

SLUGGING PCT

Rice	.504
Southern Miss	.486
Memphis	.468
Houston	.462
East Carolina	.452
Marshall	.451
Tulane	.427
UCF	.392
UAB	.387

ON BASE PCT

Southern Miss	.409
Rice	.409
Tulane	.392
Marshall	.387
Memphis	.386
East Carolina	.372
Houston	.363
UCF	.362
UAB	.347

RUNS SCORED

Rice	523
Southern Miss	492
Memphis	453
Tulane	418
East Carolina	381
Marshall	374
Houston	367
UAB	315
UCF	293

HITS

Rice	748
Memphis	699
Southern Miss	682
East Carolina	633
Tulane	627
Houston	625
Marshall	544
UCF	533
UAB	520

RUNS BATTED IN

Rice	485
Southern Miss	445
Memphis	413
Tulane	380
East Carolina	342
Marshall	333
Houston	323
UAB	278
UCF	268

DOUBLES

Rice	162
Memphis	130
Marshall	122
Houston	114
Tulane	113
East Carolina	106
UCF	99
Southern Miss	92
UAB	87

TRIPLES

Rice	23
Southern Miss	19
UCF	17
Houston	16
East Carolina	13
UAB	13
Memphis	12
Tulane	11
Marshall	7

HOME RUNS

Southern Miss	81
Rice	80
Houston	71
Memphis	62
East Carolina	58
Tulane	48
Marshall	47
UAB	42
UCF	31

TOTAL BASES

Rice	1196
Southern Miss	1055
Memphis	1039
Houston	984
East Carolina	939
Tulane	906
Marshall	821
UAB	768
UCF	759

TOTAL PLATE APPEARANCES

Rice	2874
Tulane	2624
Southern Miss	2598
Memphis	2553
Houston	2453
East Carolina	2386
UAB	2282
UCF	2255
Marshall	2162

AT BATS

Rice	2372
Memphis	2220
Southern Miss	2170
Tulane	2153
Houston	2132
East Carolina	2078
UAB	1983
UCF	1938
Marshall	1821

WALKS

Tulane	311
Rice	289
Southern Miss	284
Memphis	221
Houston	204
East Carolina	202
Marshall	202
UCF	200
UAB	188

HIT BY PITCH

Rice	112
Southern Miss	83
Marshall	74
UCF	69
Tulane	66
UAB	64
Memphis	57
Houston	46
East Carolina	35

STRIKEOUTS

Rice	439
Memphis	435
UAB	424
UCF	422
Tulane	404
Southern Miss	390
Houston	374
East Carolina	348
Marshall	347

SAC BUNTS

Rice	58
Tulane	55
East Carolina	46
Houston	45
Marshall	38
UCF	37
Southern Miss	32
UAB	32
Memphis	20

SAC FLIES

Rice	39
Tulane	32
Memphis	32
Southern Miss	27
Houston	26
East Carolina	23
Marshall	22
UAB	13
UCF	11

STOLEN BASES

Houston	86
Memphis	83
Rice	75
Tulane	69
East Carolina	61
UCF	59
UAB	52
Southern Miss	51
Marshall	50

CAUGHT STEALING

Rice	32
Memphis	30
Tulane	27
East Carolina	25
Southern Miss	24
Houston	24
UCF	20
Marshall	19
UAB	17

STEAL ATTEMPTS

Memphis	113
Houston	110
Rice	107
Tulane	96
East Carolina	86
UCF	79
Southern Miss	75
Marshall	69
UAB	69

GROUNDED INTO DP

Marshall	52
Rice	44
Tulane	44
Southern Miss	40
Memphis	38
UCF	36
Houston	36
East Carolina	34
UAB	20

PITCHING LEADERS**EARNED RUN AVG**

Rice	3.16
Houston	3.58
East Carolina	4.34
Tulane	4.42
UCF	4.54
Southern Miss	4.80
Memphis	5.73
UAB	6.23
Marshall	6.95

OPPOSING BAT AVG

Rice	.228
Houston	.249
UCF	.257
Tulane	.265
East Carolina	.282
Southern Miss	.288
UAB	.295
Memphis	.315
Marshall	.319

INNINGS PITCHED

Rice	618.2
Tulane	574.0
Houston	541.0
Memphis	538.1
Southern Miss	538.0
East Carolina	526.2
UAB	501.2
UCF	495.2
Marshall	461.1

BATTERS STRUCK OUT

Rice	653
Houston	502
Tulane	442
UCF	439
Southern Miss	416
East Carolina	386
Memphis	385
Marshall	327
UAB	321

BATTERS SO OUT LOOKING

Rice	180
Houston	179
Tulane	148
Southern Miss	147
Memphis	129
Marshall	127
East Carolina	119
UCF	108
UAB	81

WINS

Rice	57
Tulane	43
Houston	39
Southern Miss	39
East Carolina	33
Memphis	32
UCF	23
Marshall	22
UAB	19

LOSSES

UAB	38
UCF	33
Marshall	32
Memphis	28
East Carolina	26
Southern Miss	23
Houston	22
Tulane	21
Rice	13

TEAM LEADERS ALL GAMES

61

2007 C-USA BASEBALL

C-USA



**TEAM LEADERS
ALL GAMES**

62

2007 C-USA BASEBALL

CUSATM

SAVES	
Rice	22
Southern Miss	16
Tulane	14
UCF	10
Houston	10
Marshall	9
Memphis	8
UAB	6
East Carolina	4

RUNNERS PICKED OFF	
East Carolina	10
UCF	9
UAB	8
Rice	8
Southern Miss	7
Memphis	6
Marshall	5
Houston	5
Tulane	4

SAC BUNTS ALLOWED	
East Carolina	50
UCF	49
Memphis	40
UAB	34
Tulane	34
Rice	33
Houston	32
Southern Miss	30
Marshall	24

SAC FLIES ALLOWED	
Tulane	27
Memphis	26
Marshall	25
Southern Miss	18
Houston	17
UAB	17
UCF	15
Rice	12
East Carolina	11

HITS ALLOWED	
UCF	484
Houston	508
Rice	520
East Carolina	576
UAB	581
Tulane	585
Marshall	611
Southern Miss	613
Memphis	695

RUNS ALLOWED	
Houston	251
Rice	260
East Carolina	296
UCF	301
Tulane	322
Southern Miss	328
Memphis	413
UAB	415
Marshall	419

EARNED RUNS ALLOWED	
Houston	215
Rice	217
UCF	250
East Carolina	254
Tulane	282
Southern Miss	287
Memphis	343
UAB	347
Marshall	356

WALKS ALLOWED	
East Carolina	165
Tulane	173
Memphis	178
Houston	198
Southern Miss	211
UCF	218
Marshall	232
Rice	251
UAB	320

DOUBLES ALLOWED	
UCF	69
Houston	80
Rice	85
East Carolina	86
Tulane	92
Southern Miss	95
UAB	97
Marshall	117
Memphis	122

TRIPLES ALLOWED	
Houston	6
UAB	9
East Carolina	10
Southern Miss	10
Rice	12
Tulane	13
Memphis	13
UCF	16
Marshall	18

HOME RUNS ALLOWED	
Rice	31
UCF	32
Houston	41
UAB	49
East Carolina	53
Southern Miss	54
Tulane	61
Marshall	63
Memphis	63

WILD PITCHES	
UAB	56
Rice	54
UCF	53
Tulane	46
Southern Miss	44
East Carolina	44
Houston	42
Memphis	41
Marshall	38

BALKS	
Tulane	16
Memphis	15
UAB	14
UCF	13
East Carolina	8
Rice	8
Marshall	8
Houston	6
Southern Miss	6

HIT BATTERS	
Memphis	71
UCF	65
East Carolina	60
UAB	60
Rice	54
Marshall	54
Tulane	47
Houston	42
Southern Miss	40

INTENTIONAL BB ALLOWED	
Tulane	17
Marshall	14
East Carolina	11
Memphis	9
Southern Miss	8
Rice	6
UCF	4
Houston	3
UAB	2

FIELDING LEADERS	
FIELDING PCT	
Tulane	.978
Rice	.973
Houston	.970
East Carolina	.966
Southern Miss	.965
UAB	.962
UCF	.962
Marshall	.960
Memphis	.959

CHANCES	
Rice	2703
Memphis	2404
Tulane	2403
Southern Miss	2386
East Carolina	2352
UAB	2323
Houston	2276
UCF	2209
Marshall	2044

PUTOUTS	
Rice	1856
Tulane	1722
Houston	1623
Memphis	1615
Southern Miss	1614
East Carolina	1580
UAB	1505
UCF	1487
Marshall	1384

ASSISTS	
Rice	773
UAB	730
Memphis	691
East Carolina	691
Southern Miss	688
UCF	637
Tulane	629
Houston	585
Marshall	579

ERRORS	
Memphis	98
UAB	88
UCF	85
Southern Miss	84
East Carolina	81
Marshall	81
Rice	74
Houston	68
Tulane	52

FIELDING DOUBLE PLAYS	
Memphis	68
Rice	64
Southern Miss	62
East Carolina	60
Tulane	54
UAB	54
Houston	50
UCF	49
Marshall	42

STOLEN BASES AGAINST	
Tulane	95
UAB	62
Marshall	58
Rice	52
Memphis	51
Southern Miss	50
Houston	49
UCF	46
East Carolina	42

CAUGHT STEALING BY	
UAB	35
UCF	34
Houston	31
East Carolina	29
Marshall	28
Rice	25
Southern Miss	25
Memphis	22
Tulane	17

STEAL ATTEMPTS AGAINST	
Tulane	112
UAB	97
Marshall	86
UCF	80
Houston	80
Rice	77
Southern Miss	75
Memphis	73
East Carolina	71

PASSED BALLS	
UAB	25
Houston	9
UCF	9
Tulane	9
East Carolina	6
Memphis	6
Marshall	5
Southern Miss	4
Rice	3

CATCHERS INTERFERENCE	
UAB	3
Rice	3
Marshall	2
Houston	2
Memphis	1
Southern Miss	1
East Carolina	1

BATTING LEADERS

BATTING AVG

Friday, RICE	.467
Amar, MEM	.459
Smith, ECU	.402
Guidry, TLN	.400
Weston, HOU	.397
Luna, RICE	.394
Sutton, USM	.394
Moss, MEM	.382
Henley, RICE	.381
Garcia, HOU	.374
McFadden, TLN	.371
Henderson, ECU	.368

SLUGGING PCT

Weston, HOU	.949
Friday, RICE	.856
Luna, RICE	.817
Amar, MEM	.776
Henley, RICE	.701
Maddox, USM	.673
Smith, ECU	.644
Southard, TLN	.633
Stirneman, HOU	.633
Tousley, ECU	.609
Hamilton, TLN	.595
Ewing, USM	.595

ON BASE PCT

Friday, RICE	.545
Amar, MEM	.522
Luna, RICE	.494
Sutton, USM	.473
Russell, MAR	.470
McFadden, TLN	.463
Eldridge, ECU	.456
Henley, RICE	.455
Hamilton, TLN	.450
Southard, TLN	.449
Guidry, TLN	.446
Henderson, ECU	.443

RUNS SCORED

Friday, RICE	29
Petersen, MEM	28
Henley, RICE	27
Garcia, HOU	26
Chalmers, MEM	26
Hamilton, TLN	25
Maddox, USM	25
Weston, HOU	25
Luna, RICE	24
Buchanan, RICE	24
Blount, USM	23
3 tied at	22

HITS

Amar, MEM	45
Friday, RICE	42
Moss, MEM	39
Garcia, HOU	37
Henley, RICE	37
Sutton, USM	37
Petersen, MEM	35
Chalmers, MEM	35
Eldridge, ECU	35
Smith, ECU	35
Norrid, MEM	34
McFadden, TLN	34

RUNS BATTED IN

Amar, MEM	38
Friday, RICE	33
Weston, HOU	32
Maddox, USM	28

Henley, RICE	26
Petersen, MEM	25
Luna, RICE	24
Lincoln, HOU	24
Smith, ECU	23
Murphy, MAR	23
Stewart, HOU	22
Savery, RICE	22

DOUBLES

Henley, RICE	12
Friday, RICE	10
Mason, MAR	9
DiNatale, UCF	9
Amar, MEM	8
Ewing, USM	8
Riser, TLN	8
Petersen, MEM	8
9 tied at	7

TRIPLES

B. Davis, USM	4
Z. Ward, UAB	2
Friday, RICE	2
Garcia, HOU	2
Maddox, USM	2
Turner, UAB	2
Auer, UCF	2
Norrid, MEM	2
Stirneman, HOU	2
Henley, RICE	2
31 tied at	1

HOME RUNS

Weston, HOU	12
Maddox, USM	9
Luna, RICE	8
Amar, MEM	7
Friday, RICE	7
Witter, ECU	7
Hamilton, TLN	7
Petersen, MEM	6
Johnson, USM	6
Southard, TLN	6
Stewart, HOU	6
6 tied at	5

TOTAL BASES

Friday, RICE	77
Amar, MEM	76
Weston, HOU	74
Henley, RICE	68
Maddox, USM	66
Petersen, MEM	61
Moss, MEM	58
Luna, RICE	58
Southard, TLN	57
Smith, ECU	56
Garcia, HOU	56
2 tied at	54

WALKS

Hamilton, TLN	22
Rodriguez, RICE	18
Vazquez, UCF	18
Garcia, TLN	16
Witter, ECU	15
McFadden, TLN	15
Ray, UCF	15
6 tied at	14

HIT BY PITCH

Coker, USM	9
Luna, RICE	9
Russell, MAR	8
Friday, RICE	7
Norrid, MEM	6
Bond, UAB	6

Turner, UAB	5
Henderson, ECU	5
Blount, USM	5
Johnson, USM	5
Maddox, USM	5
7 tied at	4

SAC BUNTS

Mollenhauer, ECU	8
Cougot, HOU	7
Wallace, TLN	7
Coker, USM	6
Bono, UCF	5
Riser, TLN	4
Reagan, RICE	4
Everett, TLN	4
Vincent, MAR	4
Monaco, MAR	4
9 tied at	3

SAC FLIES

Ewing, USM	3
Smith, ECU	3
Lincoln, HOU	3
Davis, USM	3
Stieger, MAR	3
14 tied at	2

STOLEN BASES

Chalmers, MEM	17
Friday, RICE	11
Ray, UCF	9
Garcia, HOU	8
Rodriguez, RICE	7
Southard, TLN	7
Cougot, HOU	6
Murray, MEM	6
Kingsbury, HOU	6
Turner, UAB	6
Monaco, MAR	6
Eldridge, ECU	6

TOTAL PLATE APPEARANCES

Chalmers, MEM	123
Petersen, MEM	121
Buchanan, RICE	117
Norrid, MEM	117
Riser, TLN	116
Johnson, USM	116
Eldridge, ECU	115
Maddox, USM	115
Mollenhauer, ECU	115
Amar, MEM	115
4 tied at	114

AT BATS

Petersen, MEM	107
Chalmers, MEM	104
Buchanan, RICE	104
Norrid, MEM	103
Moss, MEM	102
Stewart, HOU	102
Johnson, USM	102
Riser, TLN	101
Garcia, HOU	99
Mattox, ECU	99
Stieger, MAR	99
2 tied at	98

STEAL ATTEMPTS

Chalmers, MEM	19
M. Ray, UCF	15
Garcia, HOU	10
Southard, TLN	10
Friday, RICE	10
Eldridge, ECU	10
Monaco, MAR	9

Rodriguez, RICE	8
Turner, UAB	8
4 tied at	7

STRIKEOUTS

Stieger, MAR	31
Turner, UAB	29
Monaco, MAR	26
Ward, UAB	26
Murphy, MAR	26
Mattox, ECU	25
D. Sawyer, UAB	24
D. DiNatale, UCF	24
Lieberman, MEM	23
Blount, USM	22
Chalmers, MEM	22
Dodson, RICE	22

CAUGHT STEALING

M. Ray, UCF	6
Dodson, USM	4
Norrid, MEM	4
Eldridge, ECU	4
Southard, TLN	3
Emaus, TLN	3
Luna, RICE	3
Monaco, MAR	3
15 tied at	2

GROUNDING INTO DP

Maddox, USM	6
Stieger, MAR	5
Amar, MEM	5
Vincent, MAR	4
Blount, USM	4
McFadden, TLN	4
Levinson, MAR	4
Stirneman, HOU	4
Kingsbury, HOU	4
R. Lovdahl, UAB	4
Henry, TLN	4
9 tied at	3

PITCHING LEADERS

EARNED RUN AVG

St.Clair, RICE	0.70
Lincoln, HOU	1.28
Degerman, RICE	2.22
Crow, RICE	2.98
Best, USM	3.28
Morgan, TLN	3.29
Taylor, ECU	3.50
Bascom, UCF	3.55
Hargrove, HOU	3.83
Flores, L., HOU	4.00
Bordwine, UCF	4.39
Mohl, TLN	4.42

OPPOSING BAT AVG

St.Clair, RICE	.116
Lincoln, HOU	.184
Degerman, RICE	.191
Russum, USM	.223
Morgan, TLN	.226
Taylor, ECU	.231
Crow, UAB	.240
Crow, RICE	.247
Flores, L., HOU	.249
Bascom, UCF	.250
Bordwine, UCF	.250
Northington, UAB	.265

INNINGS PITCHED

Lincoln, HOU	63.1
Taylor, ECU	61.2
Degerman, RICE	56.2

Morgan, TLN	54.2
Slone, MAR	48.2
McGregor, MEM	48.2
Hargrove, HOU	47.0
Russum, USM	46.1
Gomes, TLN	45.2
Flores, HOU	45.0
Koutsavlis, MAR	43.1
Crow, RICE	42.1

BATTERS STRUCK OUT

Lincoln, HOU	78
Degerman, RICE	69
Morgan, TLN	59
Taylor, ECU	43
Hargrove, HOU	43
Flores, HOU	40
St.Clair, RICE	39
Crow, RICE	39
Bascom, UCF	37
Gomes, TLN	35
Slone, MAR	33
S. McGregor, MEM	33

BATTERS SO OUT LOOKING

Lincoln, HOU	30
Morgan, TLN	19
Hargrove, HOU	18
Crow, RICE	18
Degerman, RICE	15
Slone, MAR	15
Flores, HOU	15
Chrisman, MAR	14
Koutsavlis, MAR	14
Taylor, ECU	13
Bell, RICE	12
2 tied at	11

WINS

Lincoln, HOU	7
Degerman, RICE	5
Crow, RICE	4
Bell, RICE	4
Best, USM	4
McGregor, MEM	4
Flores, HOU	4
Taylor, ECU	4
Russum, USM	4
Hargrove, HOU	4
7 tied at	3

SAVES

Latham, TLN	7
St.Clair, RICE	6
Best, USM	3
Bramhall, RICE	2
Boone, HOU	2
Bell, RICE	2
Knippelmeyer, MAR	2
7 tied at	1

APPEARANCES

Latham, TLN	14
St.Clair, RICE	12
Best, USM	12
Neitz, ECU	11
Boone, HOU	11
Brown, HOU	11
Legg, UAB	11
Petracca, UCF	11
Martin, TLN	10
Knippelmeyer, MAR	10
Rhodes, ECU	10
D. Murray, UAB	10

INDIVIDUAL LEADERS C-USA GAMES

63

2007 C-USA BASEBALL

C-USA



INDIVIDUAL LEADERS C-USA GAMES

64

2007 C-USA BASEBALL



GAMES STARTED

Table with 2 columns: Player Name, Games Started. Includes Taylor, ECU (8), Russum, USM (8), etc.

GAMES FINISHED

Table with 2 columns: Player Name, Games Finished. Includes Latham, TLN (13), St. Clair, RICE (12), etc.

GAMES IN RELIEF

Table with 2 columns: Player Name, Games in Relief. Includes Latham, TLN (14), Best, USM (12), etc.

SAC BUNTS ALLOWED

Table with 2 columns: Player Name, Sac Bunts Allowed. Includes Sasser, ECU (8), Bascom, UCF (6), etc.

SAC FLIES ALLOWED

Table with 2 columns: Player Name, Sac Flies Allowed. Includes Utley, MEM (3), Bordwine, UCF (3), etc.

LOSSES

Table with 2 columns: Player Name, Losses. Includes Legg, UAB (6), Chrisman, MAR (5), etc.

RUNNERS PICKED OFF

Table with 2 columns: Player Name, Runners Picked Off. Includes Sasser, ECU (2), Sawyer, UAB (2), etc.

WILD PITCHES

Table with 2 columns: Player Name, Wild Pitches. Includes Crew, UAB (10), Degerman, RICE (7), etc.

BALKS

Table with 2 columns: Player Name, Balks. Includes Northington, UAB (3), Gomes, TLN (2), etc.

HIT BATTERS

Table with 2 columns: Player Name, Hit Batters. Includes Murray, UAB (8), Hargrove, HOU (8), etc.

INTENTIONAL BB ALLOWED

Table with 2 columns: Player Name, Intentional BB Allowed. Includes Best, USM (4), Jaudon, MEM (2), etc.

HITS ALLOWED

Table with 2 columns: Player Name, Hits Allowed. Includes McLemore, HOU (1), Leggett, ECU (1), etc.

RUNS ALLOWED

Table with 2 columns: Player Name, Runs Allowed. Includes McLemore, HOU (1), Scoggins, MEM (1), etc.

EARNED RUNS ALLOWED

Table with 2 columns: Player Name, Earned Runs Allowed. Includes Scoggins, MEM (1), Cooper, RICE (1), etc.

WALKS ALLOWED

Table with 2 columns: Player Name, Walks Allowed. Includes Cooper, RICE (1), Senter, MEM (1), etc.

DOUBLES ALLOWED

Table with 2 columns: Player Name, Doubles Allowed. Includes Walker, TLN (1), Houck, UCF (1), etc.

TRIPLES ALLOWED

Table with 2 columns: Player Name, Triples Allowed. Includes Koutsavlis, MAR (1), Bell, RICE (1), etc.

HOME RUNS ALLOWED

Table with 2 columns: Player Name, Home Runs Allowed. Includes Tapscott, UAB (1), Johnston, USM (1), etc.

Table with 2 columns: Player Name, Runs Allowed. Includes Davis, MEM (1), Cooper, RICE (1), etc.

FIELDING LEADERS

FIELDING PCT

Table with 2 columns: Player Name, Fielding Pct. Includes Stieger, MAR (1.000), Savery, RICE (1.000), etc.

CHANCES

Table with 2 columns: Player Name, Chances. Includes Amar, MEM (233), Hamilton, TLN (232), etc.

PUTOUTS

Table with 2 columns: Player Name, Putouts. Includes Hamilton, TLN (218), Amar, MEM (209), etc.

ASSISTS

Table with 2 columns: Player Name, Assists. Includes Metcalf, UAB (83), Mollenhauer, ECU (83), etc.

FIELDING DOUBLE PLAYS

Table with 2 columns: Player Name, Fielding Double Plays. Includes Amar, MEM (23), Gutierrez, UAB (21), etc.

PASSED BALLS

Table with 2 columns: Player Name, Passed Balls. Includes Sawyer, UAB (7), Logan, HOU (2), etc.

CATCHERS INTERFERENCE

Table with 2 columns: Player Name, Catchers Interference. Includes Sawyer, UAB (3), Russell, MAR (2), etc.

STEAL ATTEMPTS AGAINST

Table with 2 columns: Player Name, Steal Attempts Against. Includes Sawyer, UAB (41), Russell, MAR (38), etc.

STOLEN BASES AGAINST

Table with 2 columns: Player Name, Stolen Bases Against. Includes Russell, MAR (28), Sawyer, UAB (27), etc.

CAUGHT STEALING BY

Table with 2 columns: Player Name, Caught Stealing By. Includes Sawyer, UAB (14), Bono, UCF (13), etc.

ERRORS

Table with 2 columns: Player Name, Errors. Includes Cougot, HOU (11), Mollenhauer, ECU (10), etc.

BATTING LEADERS

BATTING AVG

Rice	.327
Memphis	.326
East Carolina	.318
Houston	.314
Southern Miss	.314
Tulane	.276
Marshall	.271
UCF	.264
UAB	.260

SLUGGING PCT

Rice	.555
Houston	.544
Southern Miss	.499
East Carolina	.487
Memphis	.481
Tulane	.417
Marshall	.406
UAB	.395
UCF	.383

ON BASE PCT

Rice	.418
Southern Miss	.408
Memphis	.392
East Carolina	.381
Houston	.379
Tulane	.374
Marshall	.355
UCF	.353
UAB	.332

RUNS SCORED

Rice	200
Memphis	188
Southern Miss	179
Houston	174
East Carolina	152
Tulane	139
UAB	131
Marshall	129
UCF	108

HITS

Memphis	302
East Carolina	274
Rice	268
Houston	267
Southern Miss	261
Tulane	222
UCF	216
UAB	215
Marshall	214

RUNS BATTED IN

Rice	190
Memphis	173
Southern Miss	164
Houston	158
East Carolina	138
Tulane	126

Marshall	117
UAB	115
UCF	100

DOUBLES

Rice	56
Houston	53
Memphis	51
Marshall	48
East Carolina	47
UCF	40
Tulane	38
Southern Miss	34
UAB	32

TRIPLES

Southern Miss	9
UAB	8
Houston	8
Rice	7
UCF	6
Marshall	5
Memphis	4
East Carolina	4
Tulane	2

HOME RUNS

Houston	42
Rice	39
Southern Miss	34
East Carolina	30
Memphis	28
Tulane	24
UAB	21
Marshall	16
UCF	15

TOTAL BASES

Houston	462
Rice	455
Memphis	445
East Carolina	419
Southern Miss	415
Tulane	336
UAB	326
Marshall	320
UCF	313

TOTAL PLATE APPEARANCES

Memphis	1053
Southern Miss	1004
Rice	993
East Carolina	975
Houston	975
Tulane	964
UCF	948
UAB	935
Marshall	928

AT BATS

Memphis	926
East Carolina	861
Houston	850

Southern Miss	832
UAB	826
Rice	820
UCF	818
Tulane	805
Marshall	789

WALKS

Tulane	114
Southern Miss	108
Rice	101
UCF	92
Memphis	85
Marshall	80
Houston	79
East Carolina	77
UAB	66

HIT BY PITCH

Rice	37
Southern Miss	33
Marshall	27
UAB	26
UCF	23
Memphis	23
Houston	16
East Carolina	14
Tulane	14

STRIKEOUTS

UAB	201
Memphis	189
UCF	182
Marshall	163
Southern Miss	159
Tulane	153
East Carolina	150
Rice	145
Houston	39

SAC BUNTS

Tulane	25
Houston	21
Rice	20
Marshall	19
Southern Miss	19
East Carolina	14
UAB	10
UCF	10
Memphis	6

SAC FLIES

Rice	13
Southern Miss	12
Memphis	12
Houston	9
Marshall	9
East Carolina	7
UAB	6
UCF	5
Tulane	4

STOLEN BASES

Memphis	35
Houston	33
Rice	26
Tulane	20
East Carolina	19
UCF	17
Southern Miss	17
Marshall	14
UAB	12

CAUGHT STEALING

Rice	14
Memphis	13
Houston	12
Tulane	11
Southern Miss	11
East Carolina	9
Marshall	8
UCF	8
UAB	8

STEAL ATTEMPTS

Memphis	48
Houston	45
Rice	40
Tulane	31
East Carolina	28
Southern Miss	28
UCF	25
Marshall	22
UAB	20

GROUNDING INTO DP

Marshall	24
Southern Miss	20
Tulane	19
East Carolina	16
UAB	16
Memphis	15
Houston	15
Rice	14
UCF	13

PITCHING LEADERS

EARNED RUN AVG

Rice	3.04
Houston	3.99
Tulane	5.09
Southern Miss	5.81
East Carolina	5.95
UCF	5.97
Memphis	6.07
Marshall	7.96
UAB	8.04

OPPOSING BAT AVG

Rice	.227
Houston	.259
Tulane	.275
UCF	.295
East Carolina	.307
Southern Miss	.309
UAB	.316
Memphis	.326
Marshall	.348

INNINGS PITCHED

Memphis	221.0
Houston	214.1
Tulane	214.0
Rice	210.0
East Carolina	208.2
Marshall	208.0
UCF	206.2
UAB	206.0
Southern Miss	206.0

BATTERS STRUCK OUT

Houston	223
Rice	199
UCF	172
Memphis	163
Tulane	162
Southern Miss	154
East Carolina	154
Marshall	148
UAB	106

BATTERS SO OUT LOOKING

Houston	85
Rice	66
Marshall	66
Memphis	50
Southern Miss	50
Tulane	48
East Carolina	45
UCF	43
UAB	28

WINS

Rice	22
Houston	18
Tulane	15
Memphis	13
Southern Miss	13
East Carolina	10
UAB	6
Marshall	6
UCF	5



TEAM LEADERS C-USA GAMES

65

2007 C-USA BASEBALL





TEAM LEADERS
C-USA GAMES

66

2007 C-USA BASEBALL



LOSSES

UCF	19
UAB	18
Marshall	18
East Carolina	14
Memphis	11
Southern Miss	11
Tulane	9
Houston	6
Rice	2

SAVES

Rice	11
Tulane	7
Houston	4
Marshall	3
Southern Miss	3
East Carolina	1
UAB	1
UCF	1

RUNNERS PICKED OFF

East Carolina	7
UAB	4
Marshall	3
Memphis	2
Houston	2
UCF	2
Southern Miss	1
Rice	1

SAC BUNTS ALLOWED

UCF	25
East Carolina	23
Memphis	21
UAB	16
Southern Miss	14
Tulane	14
Marshall	13
Rice	9
Houston	9

SAC FLIES ALLOWED

Tulane	14
Memphis	12
UAB	11
Marshall	10
East Carolina	8
UCF	7
Southern Miss	6
Houston	5
Rice	1

HITS ALLOWED

Rice	175
Houston	214
Tulane	228
UCF	244
East Carolina	252
UAB	259
Southern Miss	259
Memphis	298
Marshall	308

RUNS ALLOWED

Rice	79
Houston	104
Tulane	142
Southern Miss	149
East Carolina	158
UCF	168
Memphis	173
UAB	212
Marshall	215

EARNED RUNS ALLOWED

Rice	71
Houston	95
Tulane	121
Southern Miss	133
UCF	137
East Carolina	138
Memphis	149
UAB	184
Marshall	184

WALKS ALLOWED

Tulane	67
Memphis	69
Houston	73
East Carolina	77
Southern Miss	80
Rice	90
UCF	97
Marshall	104
UAB	144

DOUBLES ALLOWED

Rice	29
UCF	32
Houston	37
Tulane	39
East Carolina	43
Southern Miss	47
UAB	55
Marshall	56
Memphis	60

TRIPLES ALLOWED

Houston	3
Southern Miss	4
East Carolina	5
UAB	5
Rice	5
Memphis	6
UCF	6
Tulane	7
Marshall	12

HOME RUNS ALLOWED

Rice	9
UCF	19
Houston	22
Southern Miss	28

Tulane	32
UAB	32
East Carolina	35
Marshall	35
Memphis	37

WILD PITCHES

UAB	26
UCF	24
Southern Miss	21
East Carolina	18
Houston	18
Memphis	17
Rice	16
Marshall	15
Tulane	14

BALKS

UAB	9
Tulane	7
Southern Miss	5
Marshall	4
UCF	4
Rice	3
East Carolina	3
Memphis	3
Houston	1

HIT BATTERS

Memphis	34
UAB	31
East Carolina	30
Marshall	25
UCF	24
Houston	21
Tulane	19
Rice	16
Southern Miss	14

INTENTIONAL BB ALLOWED

Memphis	6
Tulane	6
Southern Miss	6
Marshall	6
East Carolina	4
UCF	3
Houston	2
Rice	1

FIELDING LEADERS

FIELDING PCT

Rice	.976
Tulane	.976
Houston	.971
Southern Miss	.969
Marshall	.967
Memphis	.965
East Carolina	.965
UAB	.962
UCF	.960

CHANCES

Memphis	971
UAB	962
East Carolina	933
UCF	925
Rice	920
Tulane	911
Southern Miss	900
Marshall	897
Houston	885

PUTOUTS

Memphis	663
Houston	643
Tulane	642
Rice	630
East Carolina	626
Marshall	624
UCF	620
Southern Miss	618
UAB	618

ASSISTS

UAB	307
East Carolina	274
Memphis	274
Rice	268
UCF	268
Southern Miss	254
Tulane	247
Marshall	243
Houston	216

ERRORS

UAB	37
UCF	37
Memphis	34
East Carolina	33
Marshall	30
Southern Miss	28
Houston	26
Tulane	22
Rice	22

FIELDING DOUBLE PLAYS

East Carolina	24
UAB	24
Memphis	24
Southern Miss	23
Rice	22
Marshall	22
Tulane	19
Houston	17
UCF	16

STOLEN BASES AGAINST

Tulane	30
Marshall	28
UAB	27
UCF	24
Southern Miss	21
Rice	17
Houston	15
Memphis	15
East Carolina	15

CAUGHT STEALING BY

UCF	16
UAB	15
East Carolina	11
Marshall	11
Houston	10
Memphis	10
Rice	9
Southern Miss	6
Tulane	6

STEAL ATTEMPTS AGAINST

UAB	42
UCF	40
Marshall	39
Tulane	36
Southern Miss	27
Rice	26
East Carolina	26
Memphis	25
Houston	25

PASSED BALLS

UAB	7
Tulane	3
Memphis	3
Houston	3
Marshall	2
Southern Miss	2
East Carolina	2
UCF	1
Rice	1

CATCHERS INTERFERENCE

UAB	3
Rice	3
Marshall	2
Houston	1
Southern Miss	1
East Carolina	1
Memphis	1

BATTING

BATTING AVERAGE SEASON

.441	Terry Trofholz, TCU	2002
.427	Goefrey Tomlinson, HOU	1997
.424	Bo Robinson, CHA	1998
.420	Michael Aubrey, TLN	2003
.417	Shayne Carnes, UAB	1998
.416	Darryl Lawhorn, ECU	2002
.408	Michael Artman, USM	1999
.407	Kevin Youkilis, CIN	1999
.405	Jarrett Hoffpauir, USM	2004
.400	Ryan Jones, ECU	2004

OFFICIAL AT BATS GAME

9	Sean Allen, HOU (Baylor)	2-21-99
9	Aaron Melebeck, HOU (Baylor)	2-21-99
9	Brandon Caraway, HOU (Baylor)	2-21-99
9	Craig House, MEM (Evansville)	3-7-99
9	Daniel Ugгла, MEM (Evansville)	3-7-99
9	Nick Garcia, MEM (Evansville)	3-7-99

SEASON

299	Andy Cannizaro, TLN	2001
295	Greg Buchanan, RICE	2006
290	Jake Gautreau, TLN	2001
288	Tommy Manzella, TLN	2005
279	Nathan Southard, TLN	2005

RUNS SCORED GAME

6	Aaron Luna, RICE (Marshall)	5-18-06
6	Kevin Youkilis, CIN (Dayton)	5-2-00
5	21 times	
Most recent:		
	K.K. Chalmers, MEM (UCF)	5-12-06

SEASON

90	James Jurries, TLN	1999
86	Gio Cafaro, USF	1996
85	Kevin Youkilis, CIN	1999
85	Ross Gload, USF	1997
84	Jason Sparks, TLN	1998
84	Joey Hammond, CHA	1998
84	Gerald Parr, CHA	1998

HITS GAME

7	Jamie Paige, ECU (CIN)	4-17-04
6	Adam Amar, MEM (ECU)	5-29-06
6	Nate Fish, CIN (Miami-Ohio)	4-24-02
6	Steve Shirley, TLN (USF)	5-12-00
6	Kevin Youkilis, CIN (Dayton)	5-2-00
6	Anthony Snowell, CIN (SLU)	5-7-99
5	68 tied with	

SEASON

118	Andy Cannizaro, TLN	2001
109	Jarrett Hoffpauir, USM	2004
108	Dustin Carr, HOU	1997
106	Michael Artman, USM	1999
106	Bo Robinson, CHA	1998
106	Chris Heintz, USF	1996
106	Goefrey Tomlinson, HOU	1997

RUNS BATTED IN GAME

10	Shayne Carnes, UAB (Alabama State)	3-17-98
9	Daniel Ugгла, MEM (Eastern Ill.)	3-14-01
8	Dustin Kingsbury, HOU (CIN)	4-3-05
8	Josh Payne, MEM (UT-Martin)	4-2-03
8	Cory Hinton, CIN (Dayton)	3-31-99
8	Craig House, MEM (Army)	3-1-98
8	Mickey McKee, TUL (USM)	5-9-98
8	B.J. Huff, UAB (SLU)	3-15-96
8	James Matan, CHA (MEM)	4-20-96

SEASON

100	Bo Robinson, CHA	1998
96	Jake Gautreau, TLN	2001
95	James Matan, CHA	1998
95	Chris Heintz, USF	1996
92	Jarrett Hoffpauir, USM	2004

DOUBLES GAME

4	Dave DiNatale, UCF (Monmouth)	3-3-06
4	Brad Willcutt, USM (HOU)	5-21-05
4	Jamie Paige, ECU (CIN)	4-17-04
4	Jarrett Hoffpauir, USM (SE La.)	4-24-02
4	Brian Hughes, TLN (Centenary)	4-8-98
3	33 tied with	

SEASON

34	Ryan Norwood, ECU	2004
34	Andy Cannizaro, TLN	2001
32	Bo Robinson, CHA	1998
32	Dustin Carr, HOU	1997
29	Brian Hughes, TLN	1998
29	Goefrey Tomlinson, HOU	1997
29	Bo Robinson, CHA	1997

TRIPLES GAME

2	Brian Dozier, USM (South Alabama)	3-21-06
2	Warren McFadden, TLN (Penn State)	2-28-06
2	Kevin Roberts, HOU (Texas A&M)	3-13-05
2	LaFringe Hayes, CIN (Cleveland State)	3-4-05
2	Patrick Breen, HOU (Texas Tech)	3-23-04
2	Marc Maddox, USM (Indiana State)	3-5-04
2	Jeff Baisley, USF (Central Michigan)	2-28-04
2	Mike Budak, LOU (Cleveland St.)	3-12-02
2	Mark Jurich, LOU (Vanderbilt)	2-23-02
2	Greg Wooley, USM (USF)	3-23-00
2	Doug Lorenz, LOU (UAB)	5-16-99
2	Mike Medrano, HOU (TLN)	3-15-98
2	Doug Lorenz, LOU (CHA)	5-1-98
2	Scott Cheek, USM (New Orleans)	3-4-98
2	Brett Bredenstener, SLU (W. Illinois)	3-20-97
2	Darin Cissel, SLU (Bradley)	3-5-97
2	B.J. Huff, UAB (SLU)	3-15-96
2	Kelly Ray, UAB (Alabama State)	4-11-96

SEASON

11	Forey Lane, CHA	2005
11	B.J. Huff, UAB	1996
8	Josh Anderson, CHA	1996
7	Tyler Henley, RICE	2006
7	LaFringe Hayes, CIN	2005
7	Chris Mueks, TCU	2003
7	Mike Barclay, USF	2002
7	Doug Lorenz, LOU	1999
7	Bubba Pfister, CHA	1999
7	Doug Lorenz, LOU	1998
7	Gio Cafaro, USF	1996

HOME RUNS GAME

3	Brendan Murphy, MEM (Eastern Ky.)	5-3-06
3	Adam Amar, MEM (TLN)	3-23-06
3	Trey Cuevas, USM (Illinois State)	3-5-06
3	Nathan Southard, TUL (HOU)	5-28-05
3	Austin Adams, TCU (CHA)	4-23-05
3	Jon Greenwich, SLU (Eastern Illinois)	3-30-04
3	Steve Pickerell, CIN (Xavier)	4-29-03
3	Josh Payne, MEM (UT-Martin)	4-2-03
3	Jake Duncan, TCU (Oklahoma)	3-4-03
3	Joe List, CIN (USF)	4-17-02
3	Chris Hamblen, CIN (MEM)	3-31-02
3	Allen Wingham, USM (TCU)	3-15-01
3	Kevin Youkilis, CIN (Toledo)	5-2-01
3	Daniel Ugгла, MEM (Eastern Ill.)	3-14-01
3	J.P. Woodward, HOU (LOU)	3-20-99
3	James McAuley, LOU (UAB)	5-15-99
3	Nick Crocker, SLU (Bradley)	3-3-99
3	Jason Sparks, TLN (CHA)	3-21-99
3	Shayne Carnes, UAB (Alabama State)	3-17-98
3	Scott Heller, CIN (Marshall)	5-5-98
3	Craig House, MEM (Army)	3-1-98
3	Jason Lovell, MEM (CIN)	4-25-98
3	Jeremy Albritton, USM (Kentucky)	2-22-98
3	Mike Pursell, TLN (LSU)	3-3-98
3	Mickey McKee, TLN (USM)	5-9-98
3	Jeff Bell, UAB (CHA)	5-15-96
3	James Matan, CHA (MEM)	4-20-96
3	Chris Heintz, USF (N.C. State)	5-23-96

SEASON

30	Jason Sparks, TLN	1998
27	James Matan, CHA	1998
23	Jeff Cook, USM	2003
23	Clint King, USM	2003
23	Chad Sutter, TLN	1999
23	Shayne Carnes, UAB	1998
23	Chad Sutter, TLN	1997

TOTAL BASES GAME

14	Austin Adams, TCU (CHA)	4-23-05
14	Jon Greenwich, SLU (Eastern Illinois)	3-30-04
14	Clayton McCullough, ECU (N.Y. Tech)	2-22-02
14	Jason Lovell, MEM (CIN)	4-25-98
13	Adam Amar, MEM (TLN)	3-23-06
13	Kevin Youkilis, CIN (Toledo)	5-1-01
13	James Jurries, TLN (UAB)	4-14-00
13	J.P. Woodward, HOU (LOU)	3-20-99
13	Anthony Snowell, CIN (SLU)	5-7-99
13	Mike Pursell, TLN (LSU)	3-3-98
13	Chris Heintz, USF (N.C. State)	5-23-96

SEASON

209	James Matan, CHA	1998
199	Bo Robinson, CHA	1998
196	Clint King, USM	2003
194	James Jurries, TLN	1999
191	Jake Gautreau, TLN	2001

STOLEN BASES GAME

6	Josh Hoffpauir, USM (CIN)	4-29-00
5	Mitch Jones, UAB (Alabama State)	2-13-00
4	Tony Giarratano, TLN (New Orleans)	4-1-03
4	Michael Bourn, HOU (USF)	5-5-02
4	Michael Bourn, HOU (TLN)	3-24-02
4	Andy Cannizaro, TUL (UAB)	4-29-01
4	Gio Cafaro, USF (CIN)	4-2-96
4	Gio Cafaro, USF (UAB)	5-12-96

SEASON

55	Will Smith, UAB	2000
52	Andy Cannizaro, TLN	2001
50	Gio Cafaro, USF	1996
48	Jonny Kaplan, TLN	2003
41	Gerald Parr, CHA	1998

WALKS GAME

5	J.P. Woodward, HOU (Rice)	5-28-00
5	Will Smith, UAB (Alabama State)	2-13-00
5	Johnny Raburn, USF (Stetson)	2-8-00
5	Gerald Parr, CHA (Howard)	2-28-98
5	Bo Robinson, CHA (Howard)	2-23-96
4	35 tied with	

SEASON

68	Ross Gload, USF	1996
64	Gerald Parr, CHA	1998
63	Kevin Youkilis, CIN	2000
61	Craig Tewes, CIN	1999
59	Kevin Youkilis, CIN	2001

STRIKEOUTS GAME

5	Bryan Hierlmeier, USF (ECU)	4-4-03
5	Jason Dellaero, USF (Florida)	5-25-96
4	several tied with	

SEASON

73	Ryan Frith, USM	2004
68	Matt Womble, UAB	2002
68	Dan DeMent, UAB	2000
67	Jordan Hart, MEM	2004
65	Jake Bernham, TLN	1999
65	Jason Hill, CHA	1998
65	Jeff Bell, UAB	1996

RECORDS INDIVIDUAL ALL GAMES

67

2007 C-USA BASEBALL

C-USA™



**RECORDS
INDIVIDUAL
ALL GAMES**

68

2007 C-USA BASEBALL

**SLUGGING PERCENTAGE
SEASON**

.846	Jason Sparks, TLN	1998
.839	Shayne Carnes, UAB	1998
.823	Ryan Jones, ECU	2004
.813	James Matan, CHA	1998
.706	Bo Robinson, CHA	1998

**ON-BASE PERCENTAGE
SEASON**

.549	Kevin Youkilis, CIN	2001
.513	Rich Russell, MAR	2006
.511	Ryan Jones, ECU	2004
.511	Craig Tewes, CIN	1999
.511	Joey Anderson, CHA	1996

**SACRIFICE HITS
SEASON**

15	Keith Barnes, UAB	2000
14	Alex Bryant, CHA	2005
14	Chris Lane, CHA	2005
14	Bily Richardson, ECU	2004
14	Kevin Wilson, CIN	2000

**SACRIFICE FLIES
SEASON**

14	Chris Heintz, USF	1996
12	Jarrett Hoffpauir, USM	2004
8	eight tied with	
Most Recently:		
8	Jake Smith, ECU	2006
8	Josh Rodriguez, RICE	2005

**HIT BY PITCH
SEASON**

25	Aaron Luna, RICE	2006
22	Rich Russell, MAR	2006
22	Bryan Hierlmeier, USF	2005
22	Chad Huffman, TCU	2004
21	Kevin Coker, USM	2006

PITCHING

**MOST WINS
SEASON**

15	Lance Broadway, TCU	2005
13	Eddie Degerman, RICE	2006
13	Brian Bogusevic, TLN	2005
13	Brad Sullivan, HOU	2002
13	Kyle Crowell, HOU	2000
13	Jared Berkowitz, TLN	1999
13	Josh Bobbitt, TLN	1998
12	Brad Lincoln, HOU	2006
12	Micah Owings, TLN	2005
12	John Maine, CHA	2001
12	Jared Berkowitz, TLN	2000
12	Scott Glaser, USF	1999
12	Scott Glaser, USF	1996
12	Jason Navarro, TLN	1997

**EARNED RUN AVERAGE
SEASON (min. 1.0 IP per team game)**

1.21	Carlos Fernandez, LOU	2003
1.62	Lance Broadway, TCU	2005
1.69	Brad Lincoln, HOU	2006
1.82	Cole St. Clair, RICE	2006
1.82	Brad Sullivan, HOU	2002
1.93	Ryan Wagner, HOU	2003
2.00	Eddie Degerman, RICE	2006
2.00	Jason Navarro, TLN	1997

**INNINGS PITCHED
GAME**

11.0	Chad Harville, MEM (SLU)	4-12-97
10.0	Brad Lincoln, HOU (SLU)	5-7-05
10.0	Brad Sullivan, HOU (ECU)	3-14-03
10.0	Beau Richardson, TLN (MEM)	5-19-01
10.0	Zach Treadway, CHA (USF)	5-6-01
10.0	Brad Wehrfritz, SLU v. (Tenn.-Martin)	5-1-01
10.0	Mike Heis, CIN (Kentucky)	5-5-99
10.0	Jason Stanford, CHA (UAB)	4-24-99

9.2	B.J. Borsa, CIN (SLU)	5-18-02
9.2	Jonathan Leicester, MEM (USM)	3-17-00
9.1	Jeremy Slone, MAR (TLN)	5-7-06

SEASON

138.1	Kyle Crowell, HOU	2000
134.1	John Maine, CHA	2001
130.2	Eddie Degerman, RICE	2006
130.1	Brian Bogusevic, TLN	2005
129.2	Micah Owings, TLN	2005

NO-HITTERS

J.R. Crowel, Billy Mohl, Daniel Latham, TUL (Nicholls State)	4-26-05
Ricky Brooks, ECU (Memphis)	4-24-05
Cliff Russum, USM (Eastern Illinois)	3-13-04
Josh Bobbitt, TLN (New York Tech) (7 inn.)	3-8-98

**FEWEST HITS
GAME (min. 9 inn. pitched)**

1	Ricky Brooks, ECU (CHA)	3-26-05
1	Ryan Tourangeau, ECU (HOU)	5-21-03
1	Austin Faught, HOU (UAB)	4-7-01
1	Brian Bentley, LOU (USF)	3-28-99
1	Shane Nance, HOU (USM)	4-30-98
1	Jason Stanford, CHA (SLU)	4-18-98
2	Matt Johnson, CHA (SLU)	5-13-01
2	Andre Parks, UAB (LOU)	5-4-01
2	Shane Nance, HOU (SLU)	5-22-99
2	Jared Berkowitz, TLN (HOU)	4-17-99
2	Henry Bonilla, TLN (MEM)	4-23-99
2	Jason Fortenberry, USM (SLU)	4-25-98
2	Reggie Wheat, USM (South Ala.)	3-12-96
2	Jason Navarro, TLN (SLU)	5-3-97

SEASON (1.0 IP per team game)

39	Cole St.Clair, RICE	2006
39	Ryan Wagner, HOU	2003
42	Carlos Fernandez, LOU	2003
44	Chad Harville, MEM	1996
50	Nate Boudin, CIN	2002

**MOST STRIKEOUTS
GAME**

17	Derek Hankins, MEM (Murray State)	2-28-04
17	Chad Harville, MEM (CIN)	5-2-97
16	Brad Sullivan, HOU (SLU)	4-18-03
16	Brad Sullivan, HOU (MEM)	4-12-02
16	Josh Bobbitt, TLN (New York Tech)	3-8-98
16	Mike Ruhman, SLU (Westminster)	3-28-96

SEASON

172	Eddie Degerman, RICE	2006
157	Brad Sullivan, HOU	2002
154	Brad Sullivan, HOU	2003
152	Brad Lincoln, HOU	2006
151	Lance Broadway, TCU	2005

**COMPLETE GAMES
SEASON**

9	Corey Lawson, SLU	2002
7	Chad Harville, MEM	1997
6	B.J. Borsa, CIN	2002
6	Jason Stanford, CHA	1999
6	Brannon Player, CHA	1997

**SHUTOUTS
SEASON**

4	Craig House, MEM	1999
3	Lance Broadway, TCU	2005
3	Brad Sullivan, HOU	2002
3	Kyle Crowell, HOU	2000
2	several tied with	

**SAVES
SEASON**

16	Brandon Belanger, TLN	1999
15	Ryan Wagner, HOU	2003
14	Daniel Latham, TLN	2005
13	Daniel Best, USM	2006
13	Daniel Latham, TLN	2005
13	Joey Livingston, USF	2003

**APPEARANCES
SEASON**

41	Joey Livingston, USF	2002
41	Brandon Belanger, TLN	1999
40	Steven Boyles, USF	1996
39	Joey Charron, TLN	2003
39	Tyler Kee, USM	1999

**GAMES STARTED
SEASON**

20	John Maine, CHA	2001
20	Scott Glaser, USF	1997
19	Eddie Degerman, RICE	2006
19	Micah Owings, TLN	2005
19	David Absten, USF	2003
19	Zach Jackson, LOU	2003
19	Brad Sullivan, HOU	2003
19	Kyle Crowell, HOU	2000
19	Shane Nance, HOU	1999

**OPPOSING BATTING AVERAGE
SEASON**

.147	Ryan Wagner, HOU	2003
.177	Brad Sullivan, HOU	2002
.185	Nathan Mitchell, HOU	2002
.191	Lance Broadway, TCU	2005
.191	Greg Bunn, ECU	2004

FIELDING

**PUTOUTS
GAME**

26	Marc Maddox, USM (La.-Monroe)	5-3-05
23	J.P. Woodward, HOU (Baylor)	2-21-99
22	Craig Tewes, CIN (USF)	4-22-00
21	Brett Logan, HOU (SLU)	5-7-05
19	six tied with	

SEASON

598	J.P. Woodward, HOU	2000
596	Ross Gload, USF	1996
582	Michael Aubrey, TUL	2003
582	Mike Eylward, USF	2001
569	Craig Tewes, CIN	2000

**ASSISTS
GAME**

12	Paul Miles, SLU (Murray State)	3-10-00
11	Dan Harness, UAB (SLU)	4-12-98
10	15 tied with; most recently: Ryan Metcalf, UAB (B'ham-So.)	3-7-06

SEASON

219	Eric McMaster, USM	1999
219	Jared Martin, USM	1997
215	Ryan Metcalf, UAB	2006
215	Aaron Melebeck, HOU	2000
213	Joey Hammond, CHA	1996

**ERRORS
GAME**

5	Matt Baltz, USM (Alabama)	3-24-98
4	Stuart Musslewhite, TCU (Oklahoma)	4-12-05
4	Patrick Valdez, SLU (Bradley)	3-24-04
4	Brandon Shockley, SLU (Tenn. Tech)	2-28-99
4	Mike Eylward, USF (Florida St.)	3-2-99
4	Chris Reimers, UAB (LOU)	5-14-99
3	several tied with	

SEASON

34	Chris Reimers, UAB	1999
33	Brandon Shockley, SLU	1999
29	Ryan Hirsch, SLU	1998
29	Jason Bellaero, USF	1996
28	Johnny Faburn, USF	2000
28	Michael Johns, TLN	1997



**MOST WINS
OVERALL**

57	Rice	2006
56	Tulane	2005
56	Tulane	2001
51	East Carolina	2004
48	Houston	2002
48	Houston	2000
48	Tulane	1999
48	Tulane	1998

MOST GAMES PLAYED

70	Rice (57-13)	2006
69	Tulane (56-13)	2001
68	Tulane (56-12)	2005
66	Houston (48-18)	2000
66	USF (47-19)	1996

BATTING**BATTING AVERAGE
SEASON**

.340	Tulane	1998
.338	Tulane	2001
.332	Charlotte	1998
.331	UAB	1998
.329	USF	1997

**OFFICIAL AT-BATS
GAME**

74	Houston (Baylor)	2-21-99
73	Memphis (Evansville)	3-7-99
63	USF (Florida)	2-25-03
60	USF (CIN)	4-22-00
59	Cincinnati (USF)	4-22-00

SEASON

2499	Tulane (69 games)	2001
2448	USF (66 games)	1996
2383	USF (63 games)	1997
2372	Rice (70 games)	2006
2338	Tulane (68 games)	2005

**RUNS SCORED
GAME**

32	East Carolina (CIN)	4-17-04
30	TCU (LOU)	5-16-03
28	Tulane (CHA)	3-22-98
27	TCU (CHA)	4-23-05
26	Rice (MAR)	5-18-06
26	USF (Bethune-Cookman)	2-26-02
26	USF (UAB)	5-1-99

SEASON

639	Tulane (69 games)	2001
593	Houston (63 games)	1998
586	USF (66 games)	1996
568	Tulane (65 games)	1999
565	Charlotte (62 games)	1998

**HITS
GAME**

35	TCU (LOU)	5-16-03
34	East Carolina (CIN)	4-17-04
28	Houston (USM)	4-14-06
29	Houston (MEM)	4-3-99
28	Southern Miss (SE La.)	4-24-02
28	Tulane (CHA)	3-22-98

SEASON

844	Tulane (69 games)	2001
792	USF (66 games)	1996
783	USF (63 games)	1997
766	Tulane (63 games)	1998
759	Houston (63 games)	1997

**RUNS BATTED IN
GAME**

32	East Carolina (CIN)	4-17-04
28	TCU (LOU)	5-16-03
27	Tulane (CHA)	3-22-98
26	Rice (MAR)	5-18-06
25	TCU (CHA)	4-23-05
25	USF (Bethune-Cookman)	2-26-02
25	USF (UAB)	4-30-99

SEASON

587	Tulane (69 games)	2001
536	Tulane (63 games)	1998
520	Tulane (65 games)	1999
515	Charlotte (62 games)	1998
504	Tulane (68 games)	2005

**DOUBLES
GAME**

11	Rice (Memphis)	4-15-06
11	East Carolina (UAB)	5-13-05
10	UCF (Monmouth)	3-3-06
10	Southern Miss (SE. La.)	4-24-02
10	Southern Miss (CIN)	3-23-02
10	Memphis (Tenn.-Martin)	4-24-01
10	Saint Louis (Western Illinois)	3-14-99
9	13 tied with	

SEASON

168	Tulane (63 games)	1998
164	Tulane (68 games)	2005
162	Rice (70 games)	2006
157	Houston (66 games)	2000
156	Charlotte (62 games)	1998

**TRIPLES
GAME**

4	Cincinnati (Cleveland State)	3-4-05
4	UAB (LOU)	4-5-98
4	Louisville (Toledo)	3-1-98
3	Tulane (Penn State)	2-18-06
3	USF (Central Mich.)	2-28-03
3	Charlotte (USM)	4-7-02
3	Tulane (SLU)	3-29-02
3	UAB (Samford)	5-7-96
3	Saint Louis (Greenville)	4-15-96
3	USF (Western Michigan)	2-27-96
3	Tulane (SE Missouri St.)	3-3-96
3	USF (Central Florida)	2-8-97
3	USF (SLU)	4-6-97

SEASON

29	Charlotte (54 games)	2005
28	Louisville (55 games)	1998
27	USF (66 games)	1996
25	Louisville (56 games)	1999
24	Charlotte (52 games)	1997

**HOME RUNS
GAME**

9	TCU (CHA)	4-23-05
8	Cincinnati (USF)	4-12-02
8	Tulane (CIN)	3-28-99
8	UAB (CIN)	4-26-97
7	10 tied with	
Most Recent: Cincinnati (Toledo)		5-2-01

SEASON

128	Tulane (65 games)	1999
105	Tulane (63 games)	1998
100	East Carolina (64 games)	2004
95	Charlotte (62 games)	1998
95	Southern Miss (57 games)	1997

**STOLEN BASES
GAME**

10	Houston (MEM)	3-24-01
10	UAB (HOU)	3-31-00
10	Houston (UAB)	5-3-97
9	Southern Miss (LOU)	3-31-96
9	Southern Miss (CIN)	3-15-97

SEASON

164	UAB (60 games)	2000
152	Houston (63 games)	1997
146	Tulane (69 games)	2001
137	Charlotte (59 games)	1996
116	Tulane (63 games)	2002

**TOTAL BASES
GAME**

59	TCU (CHA)	4-23-05
55	TCU (LOU)	5-16-03
47	Rice (MAR)	5-18-06
47	Southern Miss (SE. La.)	4-24-02
47	Cincinnati (USF)	4-12-02
47	Houston (MEM)	4-3-99
47	USF (UAB)	4-30-99
47	UAB (Samford)	4-7-98
47	USF (SLU)	4-6-97

SEASON

1297	Tulane (65 games)	1999
1269	Tulane (63 games)	1998
1268	USF (66 games)	1996
1263	Tulane (69 games)	2001
1209	Charlotte (62 games)	1998

**WALKS
GAME**

19	Tulane (Jackson State)	3-28-06
17	Saint Louis (Eastern Illinois)	3-30-04
17	Charlotte (Howard)	2-23-96
16	UAB (Alabama State)	2-12-00
16	USF (Stetson)	2-8-00
16	Louisville (HOU)	3-21-99
16	Tulane (Howard)	2-15-97
15	UCF (UAB)	4-22-06
15	Memphis (Middle Tenn. St.)	3-25-98

SEASON

340	USF (66 games)	1996
331	Tulane (68 games)	2005
323	Charlotte (62 games)	1998
321	Louisville (56 games)	1999
319	Tulane (69 games)	2001

**STRIKEOUTS
GAME**

20	Houston (Baylor)	2-21-99
19	Memphis (HOU)	4-23-02
19	Memphis (HOU)	4-12-02
18	UAB (HOU)	3-31-00
18	Southern Miss (LSU)	2-19-99
18	Tulane (Southwestern La.)	3-19-97

SEASON

500	Memphis (58 games)	2001
483	UAB (60 games)	2000
477	USF (66 games)	1996
468	Memphis (53 games)	2002
468	UAB (56 games)	2002

**SLUGGING PERCENTAGE
SEASON**

.563	Tulane	1998
.561	Tulane	1999
.545	Charlotte	1998
.534	UAB	1998
.527	East Carolina	2004

**ON-BASE PERCENTAGE
SEASON**

.433	Tulane	1998
.421	Charlotte	1998
.419	Tulane	2001
.413	Tulane	2005
.412	UAB	1998

**RECORDS
TEAM ALL GAMES**

69

2007 C. USA BASEBALL


 USA

HIT BY PITCH SEASON

177	Rice	2006
91	Charlotte	2000
88	TCU	2004
87	Southern Miss	1997
81	Tulane	1998

PITCHING

EARNED RUN AVERAGE SEASON

3.16	Rice	2006
3.20	Houston	2002
3.58	Houston	2000
3.64	East Carolina	2002
3.77	East Carolina	204

INNINGS PITCHED GAME

22.0	Houston (Baylor)	2-21-99
21.0	Memphis (Evansville)	3-7-99
17.0	Cincinnati (Kentucky)	5-5-99
16.0	Houston (MEM)	4-23-06
16.0	Cincinnati (USF)	4-22-00
16.0	USF (CIN)	4-22-00

SEASON

619.0	Tulane (69 games)	2001
618.2	Rice (70 games)	2006
602.0	Tulane (68 games)	2005
597.2	Houston (66 games)	2000
589.1	USF (66 games)	1996

STRIKEOUTS GAME

21	Houston (SLU)	5-7-05
19	TCU (Manhattan)	3-4-05
19	Houston (Memphis)	4-13-02
19	Houston (Memphis)	4-12-02
19	Memphis (Evansville)	3-7-99
18	East Carolina (Elon)	3-5-03
18	Houston (UAB)	3-31-00
18	Tulane (Southeastern La.)	3-4-98

SEASON

653	Rice (70 games)	2006
579	Tulane (68 games)	2005
569	Tulane (63 games)	1996
548	Houston (65 games)	2002
544	TCU (62 games)	2005

SAVES

SEASON

22	Rice (70 games)	2006
22	Tulane (68 games)	2005
18	East Carolina (64 games)	2002
18	Tulane (65 games)	1999
16	Southern Miss (62 games)	2006
16	Charlotte (54 games)	2005
16	East Carolina (64 games)	2004
16	Cincinnati (60 games)	2000
16	Southern Miss (63 games)	1999

OPPOSING BATTING AVERAGE SEASON

.228	Rice (70 games)	2006
.248	East Carolina (64 games)	2004
.249	Houston (61 games)	2006
.251	TCU (61 games)	2005
.256	Tulane (68 games)	2005

COMPLETE GAMES SEASON

14	Louisville (61 games)	2001
12	Tulane (60 games)	2001

12	Charlotte (57 games)	1999
12	Charlotte (57 games)	1997
11	Charlotte (52 games)	2000

SHUTOUTS SEASON

9	East Carolina (64 games)	2004
8	Tulane (68 games)	2005
8	TCU (61 games)	2005
8	Tulane (62 games)	2004
7	East Carolina (64 games)	2002
7	Houston (65 games)	2002

FIELDING

PUTOUTS GAME

66	Houston (Baylor)	2-21-99
63	Memphis (Evansville)	3-7-99
51	Cincinnati (Kentucky)	5-5-99
48	Houston (Memphis)	4-23-06
48	Cincinnati (USF)	4-22-00
48	USF (CIN)	4-22-00

SEASON

1854	Rice (70 games)	2006
1806	Tulane (68 games)	2005
1793	Houston (66 games)	2000
1768	USF (66 games)	1996
1754	Houston (64 games)	1999

ASSISTS GAME

35	Memphis (Evansville)	3-7-99
30	Southern Miss (Louisiana-Monroe)	5-3-05
29	Houston (Baylor)	2-21-99
27	UAB (SLU)	4-12-98
26	USF (ECU)	4-4-03

SEASON

780	Southern Miss (63 games)	1999
775	Rice (70 games)	2006
749	USF (63 games)	1997
741	Houston (64 games)	1999
735	Tulane (65 games)	1999
735	Southern Miss (57 games)	1997

ERRORS GAME

9	TCU (Oklahoma)	4-12-05
9	UAB (LOU)	5-14-99
9	Saint Louis (Fontbonne)	4-9-98
8	Memphis (TCU)	3-19-04
8	UAB (Samford)	3-9-04
8	Tulane (George Washington)	2-13-98

SEASON

127	Saint Louis (48 games)	1998
125	UAB (53 games)	1999
112	Saint Louis (58 games)	1999
112	Southern Miss (60 games)	1996
111	Memphis (55 games)	2005
111	Charlotte (59 games)	1998

DOUBLE PLAYS GAME

7	Memphis (Murray State)	4-11-06
---	------------------------	---------

SEASON

80	Southern Miss (63 games)	1999
79	USF (58 games)	1999
74	USF (55 games)	2004
74	Houston (66 games)	2000
72	Cincinnati (60 games)	2000
72	Houston (64 games)	1999

2006 NCAA LEADERS

BATTING

33-	Adam Amar, Memphis	.395
28-	Rice	.315
30-	Memphis	.315
33-	Southern Miss	.314

DOUBLES

15-	Bill Moss, Memphis	(24) 0.41 pg
25-	Roddy Stieger, Marshall	(21) 0.40 pg
41-	Warren McFadden, Tulane	(24) 0.38 pg
43-	Tyler Henley, Rice	(26) 0.37 pg
50-	Will Petersen, Memphis	(22) 0.37 pg
11-	Rice	(162) 2.31 pg
13-	Marshall	(122) 2.26 pg
27-	Memphis	(130) 2.17 pg

TRIPLES

49-	K.K. Chalmers, Memphis	(6) 0.10 pg
49-	Tyler Henley, Rice	(7) 0.11 pg
39-	Rice	(23) 0.33 pg

HOME RUNS

27-	Mark Hamilton, Tulane	(20) 0.31 pg
27-	Matt Weston, Houston	(16) 0.30 pg
32-	Marc Maddox, Southern Miss	(18) 0.29 pg
48-	Aaron Luna, Rice	(16) 0.25 pg
10-	Southern Miss	(81) 1.31 pg
18-	Houston	(71) 1.16 pg
21-	Rice	(80) 1.14 pg
35-	Memphis	(62) 1.03 pg
42-	East Carolina	(58) 0.98 pg

RUNS BATTED IN

8-	Brendan Murphy, Marshall	(70) 1.30 pg
26-	Jake Smith, East Carolina	(65) 1.20 pg
29-	Adam Amar, Memphis	(66) 1.20 pg

SLUGGING PERCENTAGE

49-	Matt Weston, Houston	.657
7-	Rice	.504
20-	Southern Miss	.486
37-	Memphis	.468
49-	Houston	.469

WALKS

20-	Cat Everett, Tulane	(53) 0.83 pg
24-	Mark Hamilton, Tulane	(51) 0.80 pg
48-	Joe Savery, Rice	(50) 0.72 pg

HIT BY PITCH

5-	Rich Russell, Marshall	(22) 0.41 pg
9-	Aaron Luna, Rice	(25) 0.39 pg
24-	Kevin Coker, Southern Miss	(21) 0.35 pg

STOLEN BASES

12-	K.K. Chalmers, Memphis	(39) 0.65 pg
-----	------------------------	--------------

TOUGHEST TO STRIKEOUT

9-	Isa Garcia, Houston	1 per 20.6 ab
----	---------------------	---------------

SCORING

17-	Southern Miss	7.9
28-	Memphis	7.6
30-	Rice	7.5

EARNED RUN AVERAGE

8-	Brad Lincoln, Houston	1.69
11-	Cole St. Clair, Rice	1.82
16-	Eddie Degerman, Rice	2.00
47-	Tim Bascom, UCF	2.48
4-	Rice	3.16
26-	Houston	3.58

VICTORIES

3-	Eddie Degerman, Rice	13
12-	Brad Lincoln, Houston	12

STRIKEOUTS PER NINE INNINGS

5-	Cole St. Clair, Rice	(100) 12.1
7-	Eddie Degerman, Rice	(172) 11.8
21-	Brad Lincoln, Houston	(152) 10.7
31-	Tim Bascom, UCF	(90) 10.1
41-	Mitch Houch, UCF	(70) 9.9
49-	Craig Crow, Rice	(88) 9.7
1-	Rice	(616) 9.5
13-	Houston	(502) 8.4
23-	UCF	(439) 8.0

SAVES

9-	Daniel Latham, Tulane	14
13-	Daniel Best, Southern Miss	13
22-	Cole St. Clair, Rice	11

FIELDING

3-	Tulane	.978
19-	Rice	.973
31-	Houston	.970

DOUBLE PLAYS PER GAME

8-	Memphis	(18) 1.21 pg
32-	East Carolina	(60) 1.02 pg
34-	Southern Miss	(62) 1.00 pg

WON-LOSS PERCENTAGE

1-	Rice	(57-13) .814
28-	Tulane	(43-21) .675
44-	Houston	(39-22) .639

RECORDS
TEAM ALL GAMES

2006 NCAA
LEADERS

70

2007 C-USA BASEBALL

C-USA

BATTING

BATTING AVERAGE SEASON

.476	Jarrod Bitter, HOU	1999
.467	Brian Friday, RICE	2006
.459	Adam Amar, MEM	2006
.451	Goefrey Tomlinson, HOU	1997
.446	James Jurries, TLN	2000
.445	Shayne Carnes, UAB	1998

OFFICIAL AT BATS GAME

8	Will Petersen, MEM (HOU)	4-23-06
8	Jamie Paige, ECU (CIN)	4-17-04
8	Jake Duncan, TCU (LOU)	5-16-03
8	Ryan Minges, CIN (USF)	4-22-00
8	Kevin Youkilis, CIN (USF)	4-22-00
8	Chris Cuccia, USF (CIN)	4-22-00
8	Ben Drawdy, USF (CIN)	4-22-00
7	55 tied with	

SEASON

142	Jamie Paige, ECU	2004
137	Stuart Musslewhite, TCU	2003
133	Jake Duncan, TCU	2003
130	Mike Ambrose, CHA	2005
130	Matt Shepherd, USM	2004
130	Tony Giarratano, TLN	2003

RUNS SCORED GAME

6	Aaron Luna, RICE (MAR)	5-18-06
5	K.K. Chalmers, MEM (UCF)	5-12-06
5	Danny Sawyer, UAB (UCF)	4-23-06
5	Austin Adams, TCU (CHA)	4-23-05
5	Mark Minicozzi, ECU (CIN)	4-17-04
5	Terry Trofholz, TCU (LOU)	5-16-03
5	Andy Cannizaro, TLN (CHA)	4-8-01
5	Anthony Snowell, CIN (SLU)	5-5-99
5	Mike Pursell, TLN (CHA)	3-22-98
5	Joey Anderson, CHA (LOU)	5-16-96
5	Chris Heintz, USF (CIN)	4-14-96
4	75 tied with	

SEASON

46	Ryan Jones, ECU	2004
46	James Jurries, TLN	2002
43	Ross Gload, USF	1997
42	James Jurries, TLN	1999
42	Brandon Caraway, HOU	1998

HITS GAME

7	Jamie Paige, ECU (CIN)	4-17-04
6	Billy Richardson, ECU (CIN)	4-17-04
6	Steve Shirley, TLN (USF)	5-12-00
6	Kevin Youkilis, CIN (SLU)	3-17-00
6	Anthony Snowell, CIN (SLU)	5-5-99
5	35 tied with	

SEASON

57	Jamie Paige, ECU	2004
52	Travis Tully, HOU	2005
52	Terry Trofholz, TCU	2002
51	Ryan Norwood, ECU	2004
50	six tied with	

RUNS BATTED IN GAME

8	Dustin Kingsbury, HOU (CIN)	4-3-05
8	Mickey McKee, TLN (USM)	5-9-98
8	B.J. Huff, UAB (SLU)	3-15-96
8	James Matan, CHA (MEM)	4-20-96
7	18 tied with; most recently: Adam Amar (TLN)	3-23-06

SEASON

54	Brad Willcutt, USM	2005
50	Bo Robinson, CHA	1998
46	Jake Gautreau, TLN	2001
46	Chris Heintz, USF	1996
45	Shayne Carnes, UAB	1998

DOUBLES GAME

4	Brian Friday, RICE (MEM)	5-15-06
4	Brad Willcutt, USM (HOU)	5-21-05
4	Jamie Paige, ECU (CIN)	4-17-04
3	22 tied with; most recently: Danny Sawyer, UAB (MAR)	4-16-06

SEASON

21	Ryan Norwood, ECU	2004
19	Andy Cannizaro, TLN	2001
16	Jason Hill, CHA	1998
16	Goefrey Tomlinson, HOU	1997
15	Brad Emaus, TLN	2005
15	Brad Willcutt, USM	2005
15	Devin Ivany, USF	2004

TRIPLES GAME

2	Patrick Breen, HOU (CIN)	4-24-04
2	Greg Woolley, USM (USF)	3-23-00
2	Doug Lorenz, LOU (UAB)	5-16-99
2	Mike Medrano, HOU (TLN)	3-15-98
2	Doug Lorenz, LOU (CHA)	5-1-98
2	B.J. Huff, UAB (SLU)	3-15-96
1	several tied with	

SEASON

	Corey Lane, CHA	2005
6	Chris Meeks, TCU	2003
6	Mike Barclay, USF	2002
4	Beau Davis, USM	2006
4	Paul Cookman, MEM	2002
4	Paul Reuer, MEM	2001
4	Anthony Snowell, CIN	1999
4	Bubba Pfister, CHA	1999
4	Mike Diaz, USF	1997

HOME RUNS GAME

3	Adam Amar, MEM (TLN)	3-23-06
3	Nathan Southard, TLN (HOU)	5-28-05
3	Austin Adams, TCU (CHA)	4-23-05
3	Joe List, CIN (USF)	4-12-02
3	Allen Winningham, USM (TCU)	3-15-02
3	Chris Hamblen, CIN (MEM)	3-13-02
3	J.P. Woodward, HOU (LOU)	3-20-99
3	James McAuley, LOU (UAB)	5-15-99
3	Jason Sparks, TLN (CHA)	3-21-99
3	Jason Lovell, MEM (CIN)	3-25-98
3	Mickey McKee, TLN (USM)	5-9-98
3	Jeff Bell, UAB (CHA)	5-15-96
3	James Matan, CHA (MEM)	4-20-96
3	Kevin Bennett, LOU (CIN)	3-15-97

SEASON

14	Trevor Lawhorn, ECU	2004
14	James Jurries, TLN	2002
14	Jake Gautreau, TLN	2001
14	James Matan, CHA	1998
14	Bo Robinson, CHA	1998
13	Clint King, USM	2003
13	Jeff Cook, USM	2003

TOTAL BASES GAME

14	Jason Lovell, MEM (CIN)	4-25-98
14	Kevin Bennett, LOU (CIN)	3-15-97
13	Adam Amar, MEM (TLN)	3-23-06
13	James Jurries, TLN (UAB)	4-14-00
13	Anthony Snowell, CIN (SLU)	5-5-99
13	J.P. Woodward, HOU (LOU)	3-20-99

SEASON

103	Ryan Jones, ECU	2004
98	Ryan Norwood, ECU	2004
98	Trevor Lawhorn, ECU	2004
98	Bo Robinson, CHA	1998
97	Brad Willcutt, USM	2005
97	Jake Gautreau, TLN	2000

STOLEN BASES GAME

6	Josh Hoffapuir, USM (CIN)	4-29-00
4	Michael Bourn, HOU (USF)	5-5-02
4	Michael Bourn, HOU (TLN)	3-24-02
4	Andy Cannizaro, TLN (UAB)	4-29-01
4	Will Smith, UAB (MEM)	4-7-00
4	Gio Cafaro, USF (CIN)	4-2-96
4	Gio Cafaro, USF (UAB)	5-12-96

SEASON

25	Jonny Kaplan, TLN	2003
24	Gio Cafaro, USF	1996
21	Michael Bourn, HOU	2002
20	Jon Kaplan, TLN	2002
19	Andy Cannizaro, TLN	2001
19	Brian Hughes, TLN	1998

WALKS GAME

5	Goefrey Tomlinson, HOU (MEM)	4-20-97
4	23 tied with	

SEASON

31	Ross Gload, USF	1996
30	Johnny Raburn, USF	2000
27	Michael Bourn, HOU	2002
26	Gerald Clark, TLN	2002
26	Doug Lorenz, LOU	1999
26	Mike Pursell, TLN	1998

STRIKEOUTS GAME

5	Bryan Hierlmeier, USF (ECU)	4-4-03
5	Chris Hesse, USM (MEM)	3-14-97
4	several tied with	

SEASON

43	Matt Womble, UAB	2002
37	Brent Laircey, UAB	2000
36	Patrick Hope, MEM	2005
35	Isaiah Howes, LOU	2004
35	Barrett Smith, MEM	2002
35	Mitch Jones, UAB	2002

RECORDS INDIVIDUAL C-USA GAMES

71

2007 C-USA BASEBALL

C-USA



**RECORDS
INDIVIDUAL
C-USA GAMES**

72

2007 C-USA BASEBALL

SLUGGING PERCENTAGE

SEASON

.949	Matt Weston, HOU	2006
.907	James Jurries, TLN	2000
.864	Shayne Carnes, UAB	1998
.860	Bo Robinson, CHA	1998
.856	Brian Friday, RICE	2006

ON-BASE PERCENTAGE

SEASON

.562	James Jurries, TLN	2000
.553	Ross Gload, USF	1996
.552	Jarrod Bitter, HOU	1999
.545	Brian Friday, RICE	2006
.541	Goefrey Tomlinson, HOU	1997

HIT BY PITCH

SEASON

14	Mark Muscenti, CIN	2004
13	Jason Sparks, TLN	1998
11	J.J. Estrada, TCU	2005
11	Shelby Ford, TCU	2005
11	Bryan Hierlmeier, USF	2005
11	Shelby Ford, TCU	2004

PITCHING

MOST WINS

SEASON

8	Clayton Jerome, TCU	2002
8	Jared Berkowitz, TLN	2000
8	Kyle Crowell, HOU	2000
8	Kyle Crowell, HOU	1999
7	Brad Lincoln, HOU	2006
7	Clayton Jerome, TCU	2003
7	Zachary Treadway, CHA	2003
7	Nick Bourgeois, TLN	2002
7	Zach Jackson, LOU	2002
7	Brad Sullivan, HOU	2002
7	Jared Berkowitz, TLN	1999
7	Shane Nance, HOU	1998
7	Jason Stanford, CHA	1998
7	Jason Navarro, TLN	1997

EARNED RUN AVERAGE

SEASON (min. 1.0 IP per team game)

0.70	Cole St. Clair, RICE	2006
1.28	Brad Lincoln, HOU	2006
1.47	Duncan McAdoo, HOU	2000
1.48	Carlos Fernandez, LOU	2003
1.58	Clayton Jerome, TCU	2003
1.66	Lance Broadway, TCU	2005
1.78	Garrett Mock, HOU	2004
1.80	Erik Walker, CHA	2005
1.80	Shane Nance, HOU	1998
1.95	Ryan Wagner, HOU	2003

INNINGS PITCHED

GAME

11.0	Chad Harville, MEM (SLU)	4-12-97
10.0	Brad Lincoln, HOU (SLU)	5-7-05
10.0	Brad Sullivan, HOU (SLU)	4-18-03
10.0	Zach Treadway, CHA (USF)	5-6-01

10.0	Jason Stanford, CHA (UAB)	4-24-99
------	---------------------------	---------

9.2	Jonathan Leicester, MEM (USM)	3-17-00
9.1	Jeremy Stone, MAR (TLN)	5-7-06
9.1	Michael Stallings, UAB (USM)	4-11-99

SEASON

79.2	Clayton Jerome, TCU	2003
77.2	Zachary Treadway, CHA	2003
77.0	Jon Uhl, USF	2003
74.1	Brad Sullivan, HOU	2002
71.2	Jason Stanford, CHA	1999

MOST STRIKEOUTS

GAME

17	Chad Harville, MEM (CIN)	5-2-97
16	Brad Sullivan, HOU (SLU)	4-18-03
16	Brad Sullivan, HOU (MEM)	4-12-02
15	Brad Lincoln, HOU (SLU)	5-7-05
15	Nick Bourgeois, TLN (MEM)	4-5-02
15	Brian Kern, SLU (USM)	4-5-96

SEASON

100	Brad Sullivan, HOU	2003
97	Lance Broadway, TCU	2005
97	Brad Sullivan, HOU	2002
81	Chad Harville, MEM	1997
87	Micah Owings, TLN	2005

SAVES

SEASON

7	Daniel Latham, TLN	2006
7	Austin Tubb, USM	2004
7	Austin Tubb, USM	2003
7	Ryan Wagner, HOU	2003
7	John McKay, CHA	2000
7	Brandon Belanger, TLN	1999
6	Cole St. Clair, RICE	2006
6	Daniel Best, USM	2005
6	Brian Halford, LOU	2005
6	Brandon Raznovsky, HOU	2004
6	Joey Livingston, USF	2003
6	David Richtberg, USF	2001

APPEARANCES

SEASON

21	Joey Livingston, USF	2002
19	Erik Walker, CHA	2005
19	Brandon Raznovsky, HOU	2004
18	Eric Roberts, UAB	2004
18	Ray Antonelli, USM	2003

GAMES STARTED

SEASON

10	49 tied with
9	43 tied with

OPPOSING BATTING AVERAGE

SEASON

.116	Cole St. Clair, RICE	2006
.164	Ryan Wagner, HOU	2003
.169	Brad Sullivan, HOU	2002
.170	Erik Walker, CHA	2005
.184	Brad Lincoln, HOU	2006
.184	John McKay, CHA	2000

FIELDING

PUTOUTS

GAME

22	Craig Tewes, CIN (USF)	4-22-00
21	Brett Logan, HOU (SLU)	5-7-05
19	Daniel Boyd, USF (CIN)	4-22-00
19	Craig Tewes, CIN (USF)	5-3-98
18	Andrew Slania, SLU (CIN)	5-9-03
18	Chris Snyder, HOU (UAB)	3-31-00
18	Jay Fik, MEM (SLU)	3-26-00
18	Keith Gaffagnini, TLN (CHA)	3-22-98

SEASON

281	Nathan McCorkle, UAB	2005
281	Matt Womble, UAB	2002
269	Doug Lorenz, LOU	1998
266	Michael Artman, USM	1999
265	Michael Aubrey, TLN	2003

ASSISTS

GAME

11	Dan Harness, UAB (SLU)	4-12-98
10	Billy Richardson, ECU (UAB)	5-13-05
10	Daniel Ugglia, MEM (SLU)	3-26-00
10	Chris Fishburn, USM (TLN)	5-14-99
10	Joe Grawey, UAB (MEM)	5-5-96
10	Dan Harness, UAB (MEM)	3-22-97

SEASON

116	Matt Shepherd, USM	2003
105	Mark Garner, UAB	2002
104	Mark Muscenti, CIN	2005
104	Seth Rollin, UAB	2005
104	Travis Kahoalii, LOU	1998

ERRORS

GAME

4	Christian Reimers, UAB (LOU)	5-14-99
3	39 tied with	

SEASON

18	Corey Reimers, UAB	1999
16	Patrick Hope, MEM	2005
15	Brandon Shockley, SLU	1999
14	Ryan Minges, CIN	2000
14	Shaun Skrehot, HOU	1998
14	Johnny Raburn, USF	1998
14	Michael Johns, TLN	1997

C-USA

MOST WINS**CONFERENCE GAMES**

25	East Carolina	2004
24	Tulane	2005
23	Southern Miss	2003
22	Rice	2006
22	TCU	2003
22	Houston	2002
22	Tulane	1998

BATTING**BATTING AVERAGE****SEASON**

.353	East Carolina	2004
.353	Tulane	1998
.347	Tulane	2000
.342	Tulane	2001
.342	Charlotte	1998

OFFICIAL AT-BATS**GAME**

60	USF (CIN)	4-22-00
59	Cincinnati (USF)	4-22-00
58	East Carolina (CIN)	4-17-04
58	TCU (LOU)	5-16-03
56	Memphis (HOU)	4-23-06
56	Houston (USM)	4-14-06
56	East Carolina (USF)	4-4-03
56	UAB (USF)	5-1-99

SEASON

1130	East Carolina (30 games)	2004
1090	TCU (30 games)	2005
1087	TCU (30 games)	2003
1082	Charlotte (30 games)	2005
1082	Tulane (30 games)	2002

RUNS SCORED**GAME**

32	East Carolina (CIN)	4-17-04
30	TCU (LOU)	5-16-03
28	Tulane (CHA)	3-22-98
27	TCU (CHA)	4-23-05
26	Rice (MAR)	5-18-06
26	USF (UAB)	4-30-99

SEASON

298	East Carolina (30 games)	2004
284	Tulane (27 games)	1998
254	Tulane (27 games)	2001
250	Charlotte (27 games)	1998
249	Tulane (30 games)	2004

HITS**GAME**

35	TCU (LOU)	5-16-03
34	East Carolina (CIN)	4-17-04
29	Houston (MEM)	4-3-99
28	Houston (USM)	4-14-06
28	Tulane (CHA)	3-22-98

SEASON

399	East Carolina (30 games)	2004
355	TCU (30 games)	2003
351	Tulane (30 games)	2004
350	TCU (30 games)	2005
346	Tulane (30 games)	2005

RUNS BATTED IN**GAME**

32	East Carolina (CIN)	4-17-04
28	TCU (LOU)	5-16-03
27	Tulane (CHA)	3-22-98
26	Rice (MAR)	5-18-06
25	USF (UAB)	4-30-99
25	TCU (CHA)	4-23-05

SEASON

280	East Carolina (30 games)	2004
260	Tulane (27 games)	1998
236	Tulane (27 games)	2001
224	Tulane (30 games)	2005
224	Tulane (30 games)	2004
224	TCU (30 games)	2003

DOUBLES**GAME**

1	Rice (MEM)	4-15-06
11	East Carolina (UAB)	5-13-05
10	Southern Miss (CIN)	3-23-02
9	East Carolina (CIN)	4-17-04
9	Houston (USF)	4-7-00
9	UAB (USF)	5-1-99
9	Southern Miss (LOU)	5-8-99
9	UAB (HOU)	5-4-97

SEASON

88	East Carolina (30 games)	2004
83	Southern Miss (30 games)	2005
83	Tulane (30 games)	2005
77	UAB (27 games)	1998
74	TCU (30 games)	2003
74	Houston (25 games)	2000
74	Tulane (27 games)	2000

TRIPLES**GAME**

4	UAB (LOU)	4-5-97
3	Tulane (SLU)	3-29-02
3	Charlotte (USM)	4-7-02
3	USF (CHA)	4-10-99
3	Louisville (CHA)	5-1-98
3	USF (SLU)	4-6-97

SEASON

15	Charlotte (30 games)	2005
14	TCU (30 games)	2003
12	USF (30 games)	2002
12	TCU (30 games)	2002
12	USF (27 games)	1999

HOME RUNS**GAME**

9	TCU (CHA)	4-23-05
8	Cincinnati (USF)	4-14-02
8	Tulane (CIN)	3-28-99
8	UAB (CIN)	4-26-97
7	Tulane (USM)	4-21-01
7	Tulane (HOU)	4-14-01
7	Tulane (CIN)	4-2-00
7	Houston (CIN)	5-2-99

SEASON

62	East Carolina (30 games)	2004
62	Tulane (27 games)	1999
51	Southern Miss (30 games)	2003
51	Charlotte (27 games)	1998
48	Tulane (27 games)	2001
48	Southern Miss (26 games)	1997

STOLEN BASES**GAME**

10	Houston (MEM)	3-24-01
10	Houston (UAB)	5-3-97
9	Southern Miss (LOU)	3-31-96
9	Southern Miss (CIN)	5-15-97
8	four tied with	

SEASON

66	Houston (27 games)	1997
64	Houston (27 games)	2001
58	Charlotte (24 games)	1996
57	USF (30 games)	2002
57	Tulane (30 games)	2002

TOTAL BASES**GAME**

59	TCU (CHA)	4-23-05
58	East Carolina (CIN)	4-17-04
55	TCU (LOU)	5-16-03
47	Rice (MEM)	4-15-06
47	Cincinnati (USF)	4-14-02
47	Houston (MEM)	4-3-99
47	USF (UAB)	4-30-99
47	USF (SLU)	4-6-97

SEASON

683	East Carolina (30 games)	2004
579	Charlotte (27 games)	1998
576	TCU (30 games)	2005
565	TCU (30 games)	2003
561	Southern Miss (30 games)	2003

WALKS**GAME**

16	Louisville (HOU)	3-20-99
15	UCF (UAB)	4-22-06
14	Southern Miss (CIN)	3-26-05
14	USF (CIN)	4-14-96
13	Tulane (USF)	4-30-05
13	Cincinnati (USM)	4-30-00
13	USF (UAB)	4-30-99
13	Louisville (USF)	5-17-96

**RECORDS
TEAM
C-USA GAMES****73**

2007 C-USA BASEBALL

C-USA



**RECORDS
TEAM
C-USA GAMES**

74

2007 C-USA BASEBALL



SEASON

159	Tulane (27 games)	1998
150	Tulane (30 games)	2005
145	Southern Miss (30 games)	2005
142	Houston (29 games)	2002
141	Cincinnati (27 games)	2001
141	Louisville (27 games)	1999
141	USF (24 games)	1996

**STRIKEOUTS
GAME**

19	Memphis (HOU)	4-13-02
19	Memphis (HOU)	4-12-02
17	Cincinnati (SLU)	5-9-03
17	Saint Louis (HOU)	4-18-03
17	East Carolina (HOU)	3-14-03
17	Southern Miss (TUL)	5-14-99
17	Cincinnati (MEM)	5-3-97

SEASON

293	Memphis (30 games)	2002
260	Memphis (30 games)	2005
260	Memphis (29 games)	2002
252	UAB (30 games)	2002
245	Saint Louis (30 games)	2003

**SLUGGING PERCENTAGE
SEASON**

.604	East Carolina (30 games)	2004
.578	Charlotte (27 games)	1998
.576	Tulane (27 games)	1998
.575	Tulane (27 games)	1999
.562	Tulane (27 games)	2001

**ON-BASE PERCENTAGE
SEASON**

.455	Tulane (27 games)	1998
.424	East Carolina (30 games)	2004
.424	Tulane (27 games)	2000
.421	Tulane (30 games)	2005
.418	Rice (24 games)	2006

**HIT BY PITCH
SEASON**

46	TCU (30 games)	2004
43	Louisville (30 games)	2004
43	UAB (30 games)	2004
38	TCU (30 games)	2005
38	Southern Miss (29 games)	2002
38	Tulane (27 games)	1998

PITCHING

EARNED RUN AVERAGE

SEASON

3.00	Houston (25 games)	2000
3.04	Rice (24 games)	2006
3.04	Houston (29 games)	2002
3.21	Houston (27 games)	2001
3.21	USF (24 games)	1996

**INNINGS PITCHED
GAME**

16.0	Houston (MEM)	4-23-06
16.0	Cincinnati (USF)	4-22-00
16.0	USF (CIN)	4-22-00
15.2	Memphis (HOU)	4-23-06
15.0	East Carolina (HOU)	4-4-03
15.0	Cincinnati (SLU)	5-9-03
15.0	Saint Louis (CIN)	5-9-03
15.0	Memphis (UAB)	4-19-02

SEASON

275.1	East Carolina (30 games)	2003
268.0	Charlotte (30 games)	2005
267.0	Houston (30 games)	2003
265.2	Southern Miss (30 games)	2003
265.1	Memphis (30 games)	2002

**STRIKEOUTS
GAME**

21	Houston (SLU)	5-7-05
19	Houston (MEM)	4-13-02
19	Houston (MEM)	4-12-02
18	Houston (UAB)	3-31-00
17	Houston (SLU)	4-18-03
17	Saint Louis (CIN)	5-9-03
17	Houston (ECU)	3-14-03
17	Tulane (USM)	5-14-99
17	Memphis (CIN)	5-2-97

SEASON

309	Houston (30 games)	2003
287	Tulane (30 games)	2005
280	TCU (30 games)	2005
254	Houston (29 games)	2002
251	Houston (29 games)	2005

**SAVES
SEASON**

11	Rice (24 games)	2006
10	Southern Miss (30 games)	2003
10	USF (27 games)	2001
9	Houston (30 games)	2004
9	East Carolina (30 games)	2002
8	six tied with	

**OPPOSING BATTING AVERAGE
SEASON**

.220	Houston (29 games)	2002
.238	Houston (30 games)	2003
.242	Houston (27 games)	1998
.244	Houston (25 games)	2000
.245	Houston (27 games)	2001

FIELDING

**PUTOUTS
GAME**

48	Houston (MEM)	4-23-06
48	Cincinnati (USF)	4-22-00
48	USF (CIN)	4-22-00
47	Memphis (HOU)	4-23-06
45	Cincinnati (SLU)	5-9-03
45	Saint Louis (CIN)	5-9-03
45	East Carolina (USF)	4-4-03
45	USF (ECU)	4-4-03
45	Memphis (UAB)	4-19-02

SEASON

825	East Carolina (30 games)	2003
804	Charlotte (30 games)	2005
801	Houston (30 games)	2003
797	Southern Miss (30 games)	2003
796	Tulane (30 games)	2005
796	Memphis (30 games)	2002

**ASSISTS
GAME**

27	UAB (SLU)	4-12-98
26	USF (ECU)	4-4-03
24	Cincinnati (USF)	4-22-00
23	Memphis (SLU)	3-26-00
23	Cincinnati (USF)	5-3-98

SEASON

363	UAB (30 games)	2005
353	UAB (30 games)	2002
352	Southern Miss (30 games)	2003
350	Southern Miss (27 games)	1999
349	Cincinnati (30 games)	2002

**ERRORS
GAME**

9	UAB (LOU)	5-14-99
8	Memphis (TCU)	3-19-04
7	USF (TLN)	3-16-01
7	Saint Louis (USM)	3-20-99
7	Louisville (UAB)	4-3-98
7	Southern Miss (USF)	5-2-97

SEASON

62	UAB (27 games)	1999
62	Saint Louis (24 games)	1998
57	Memphis (30 games)	2002
56	Charlotte (30 games)	2004
56	Cincinnati (27 games)	1997

INDIVIDUAL

BATTING

BATTING AVERAGE

GAME (Min. 5 at-bats)

1.000	Jordan Hart, MEM (USM)	2004
1.000	Brian Hughes, TUL (LOU)	1998
1.000	Jeff Davis, USM (SLU)	1996
1.000	Jason Michonski, USF (CHA)	1996
.833	Key Voshell, LOU (UAB)	1998
.833	Joey Hammond, CHA (LOU)	1996

SERIES (Min. 10 at-bats)

.714	Jason Michonski, USF (10-for-14)	1996
.692	Brian Bormaster, TUL (9-for-13)	2003
.625	Jeff Davis, USM (10-for-16)	1996
.615	Tommy Manzella, TUL (8-for-13)	2003
.615	Tommy Manzella, TUL (8-for-13)	2002

TIMES AT BAT

GAME

7	Brandon Caraway, HOU (USF)	2000
7	Craig Brown, TUL (CHA)	1997
7	Jeff Bell, UAB (HOU)	1997
7	Dan Harness, UAB (HOU)	1997
6	several tied with	

SERIES

33	Andy Cannizaro, TUL (6 games)	2001
33	Jon Kaplan, TUL (6 games)	2001
32	James Jurries, TUL (6 games)	2001
32	Jake Gautreau, TUL (6 games)	2001
31	two tied with	

RUNS SCORED

GAME

5	Joey Anderson, CHA (LOU)	1996
5	Goefrey Tomlinson, HOU (CHA)	1997
4	13 tied with	

SERIES

11	Jarrett Hoffpauir, USM (6 games)	2004
10	Chris Heintz, USF (6 games)	1996
10	Goefrey Tomlinson, HOU (5 games)	1997
9	Marc Maddox, USM (6 games)	2004
9	Andy Cannizaro, TUL (4 games)	1999

HITS

GAME

5	Jordan Hart, MEM (USM)	2004
5	Brian Hughes, TUL (LOU)	1998
5	Key Voshell, LOU (UAB)	1998
5	Joey Hammond, CHA (LOU)	1996
4	40 tied with	

SERIES

15	Ben Drawdy, USF (6 games)	2001
13	Austin Adams, TCU (6 games)	2004
13	Jarrett Hoffpauir, USM (6 games)	2004
13	Chris Heintz, USF (6 games)	1996
12	Andy Cannizaro, TUL (6 games)	2001
12	Joe Hammond, CHA (4 games)	1996
12	Scottie Scott, HOU (5 games)	1997
12	Goefrey Tomlinson, HOU (5 games)	1997

RUNS BATTED IN

GAME

7	Kevin Kaczmarek, LOU (USF)	1996
6	Jarrett Hoffpauir, USM (UAB)	2004
6	Ronnie Barassi, MEM (SLU)	1996
6	Chris Heintz, USF (CHA)	1996
5	11 tied with	

SERIES

13	Jarrett Hoffpauir, USM (6 games)	2004
12	Austin Adams, TCU (6 games)	2004
10	Jarrod Bitter, HOU (4 games)	1999
10	Chris Heintz, USF (6 games)	1996
10	Cliff Wren, USM (4 games)	1996

DOUBLES

GAME

3	Tyson Schweitzer, HOU (USF)	2000
3	Brent Murphy, UAB (HOU)	1997
2	43 tied with	

SERIES

5	Andy Cannizaro, TUL (4 games)	1999
5	Jeremy Schied, USM (4 games)	1998
5	Dustin Carr, HOU (5 games)	1997
4	eight tied with	

TRIPLES

GAME

2	Mike Terry, UAB (SLU)	1998
1	36 tied with	

SERIES

2	Jeff Cook, USM	2001
2	Luke Williams, LOU	1999
2	Mike Terry, UAB	1998
1	34 tied with	

HOME RUNS

GAME

3	Nathan Southard, TUL (HOU)	2005
3	Jeff Bell, UAB (CHA)	1996
2	Jarrett Hoffpauir, USM (UAB)	2004
2	Austin Adams, TCU (LOU)	2004
2	Ryan Frith, USM (TUL)	2004
2	Jordan Hart, MEM (USM)	2004
2	Chris Snyder, HOU (TUL)	2002
2	Michael Aubrey, TUL (USM)	2002
2	Matt Singer, CIN (MEM)	2001
2	Jarrod Bitter, HOU (TUL)	1999
2	Scott Cheek, USM (MEM)	1998
2	Ronnie Barassi, MEM (SLU)	1996
2	Jason Fitzgerald, TUL (SLU)	1996
2	Chris Heintz, USF (CHA)	1996
2	Kevin Kaczmarek, LOU (USF)	1996
2	Chad Sutter, TUL (USM)	1996
2	Jason Fitzgerald, TUL (CIN)	1997

SERIES

4	Austin Adams, TCU (6 games)	2004
4	Jarrett Hoffpauir, USM (6 games)	2004
3	Nathan Southard, TUL (3 games)	2005
3	Jarrod Bitter, HOU (4 games)	1999
3	Jeff Bell, UAB (2 games)	1996
3	Jason Fitzgerald, TUL (4 games)	1996

TOTAL BASES

GAME

12	Nathan Southard, TUL (HOU)	2005
12	Jeff Bell, UAB (CHA)	1996
11	Jordan Hart, MEM (USM)	2004
10	Scott Cheek, USM (MEM)	1998
10	Jason Fitzgerald, TUL (SLU)	1996
10	Chris Heintz, USF (CHA)	1996

SERIES

27	Austin Adams, TCU (6 games)	2004
27	Jarrett Hoffpauir, USM (6 games)	2004
23	Chris Heintz, USF (6 games)	1996
20	Jason Fitzgerald, TUL (4 games)	1996
19	Jarrod Bitter, HOU (4 games)	1999
19	Jeremy Schied, USM (4 games)	1998
19	Goefrey Tomlinson, HOU (5 games)	1997
13	Scottie Scott, HOU (5 games)	1997

STOLEN BASES

GAME

3	Andy Cannizaro, TUL (CHA)	2001
3	Mike Hook, LOU (CIN)	1999
2	24 tied with	
1	several tied with	

SERIES

6	Will Smith, UAB (4 games)	2000
5	Andy Cannizaro, TUL (6 games)	2001
4	Brandon Caraway, HOU (4 games)	2000
4	Andy Cannizaro, TUL (4 games)	1999
4	Vinnie Diaco, CHA (5 games)	1997
4	Brian Hughes, TUL (4 games)	1997

WALKS

SERIES

6	Chris Snyder, HOU (4 games)	2002
6	Jake Gautreau, TUL (6 games)	2001
6	Kris Wilken, HOU (4 games)	2000
6	Eric Lee, HOU (4 games)	2000
6	Chris Finnegan, USM (4 games)	1999
6	Gio Cafaro, USF (6 games)	1996

ON-BASE PERCENTAGE

SERIES (min. 10 at-bats)

.722	Jason Michonski, USF (5 games)	1996
.667	Brian Bormaster, TUL (4 games)	2003
.667	Tommy Manzella, TUL (4 games)	2003
.667	Joey Anderson, CHA (4 games)	1996
.650	Bo Robinson, CHA (4 games)	1998
.650	Derek Reams, USM (4 games)	1996

SLUGGING PERCENTAGE

SERIES (min. 10 at-bats)

1.500	Jeff Bell, UAB (2 games)	1996
1.286	Jason Michonski, USF (5 games)	1996
1.231	Nathan Southard, TUL (3 games)	2005
1.182	Eric Lee, HOU (3 games)	1998
1.125	Austin Adams, TCU (6 games)	2004
1.125	Jeff Davis, USM (4 games)	1996
1.125	Joey Anderson, CHA (4 games)	1996

CHAMPIONSHIP RECORDS

75

2007 C. USA BASEBALL

C. USA



CHAMPIONSHIP RECORDS

76

2007 C-USA BASEBALL



PITCHING

MOST WINS

SERIES

2	Eugene Espinelli, TCU (2 games)	2004
2	Jason Bartz, USF (2 games)	2001
2	Joey Charron, TUL (2 games)	2001
2	David Richtberg, USF (4 games)	2001
2	Curtis Moak, CIN (3 games)	2000
2	Tyler Lee, USM (3 games)	1998
1	117 tied with	

EARNED RUN AVERAGE

SERIES (min. 9.0 IP)

0.00	Beau Richardson, TUL (10.1 innings)	2001
0.00	Shane Mathews, ECU (10.0 innings)	2006
0.00	Patrick Ezell, USM (9.1 innings)	2004
0.00	Brion Treadway, CHA (9.1 innings)	1998
0.00	20 tied with (9.0 innings)	

INNINGS PITCHED

GAME

10.1	Beau Richardson, TUL (MEM)	2001
9.0	Luis Flores, HOU (TLN)	2006
9.0	Sam Demel, TCU (LOU)	2005
9.0	Chris Weems, TCU (HOU)	2004
9.0	three tied with	2003
9.0	three tied with	2002
9.0	four tied with	2000
9.0	one tied with	1999
9.0	four tied with	1998
9.0	one tied with	1997
9.0	four tied with	1996

SERIES

16.0	Jonathan Estes, SLU	1999
14.0	Adam Price, UAB	2004
14.0	Scott Stauffer, LOU	1998
13.1	Joey List, CIN	2000
12.2	John Gorham, USF	2001

FEWEST HITS

GAME (Min. 9 innings)

1	Jason Tourangeau, ECU (HOU)	2003
2	Shane Nance, HOU (SLU)	1999
3	Luis Flores, HOU (TLN)	2006
3	Sam Demel, TCU (LOU)	2005
3	Beau Richardson, TUL (MEM)	2001
4	six tied with	

MOST STRIKEOUTS

GAME

13	Jason Navarro, TUL (CIN)	1997
11	Jack Cresser, TUL (USF)	1996
11	Brandon Parker, USM (TUL)	1997
10	Jarrett Grube, MEM (USM)	2004
10	Chad Bradford, USM (MEM)	1996

SERIES

15	Mark Roberts, USF	1996
13	Craig Brown, TUL	1998
13	Chad Bradford, USM	1996
13	Jason Navarro, TUL	1997
11	three tied with	

TEAM

MOST WINS

5	TCU	2004
5	Tulane	2001
5	Houston	2000
4	nine tied with	

MOST GAMES PLAYED

6	TCU	2004
6	Southern Miss	2004
6	South Florida	2001
6	Tulane	2001
6	Houston	2000
6	South Florida	1996
5	five tied with	

BATTING AVERAGE

.401	Tulane (4 games)	1999
.373	USF (6 games)	2001
.366	Houston (4 games)	1999
.366	UAB (2 games)	1996
.361	Southern Miss (4 games)	2003
.361	Houston (5 games)	1997

RUNS SCORED

GAME

23	Charlotte (LOU, 23-3)	1996
22	Houston (CHA, 22-7)	1997
21	Tulane (USF, 21-4)	2001
19	Houston (USF, 19-6)	2000
18	Southern Miss (USF, 18-5)	2001

SERIES

62	USF (6 games)	1996
60	Southern Miss (6 games)	2004
54	Tulane (6 games)	2001
52	Houston (5 games)	1997
48	Houston (6 games)	2000
48	Charlotte (4 games)	1996

HITS

GAME

24	Tulane (USF, 21-4)	2001
23	Houston (CHA, 22-7)	1997
22	Charlotte (UAB, 17-9)	1996
20	five tied with	

SERIES

85	USF (6 games, 228 at-bats)	2001
82	USF (6 games-230 at-bats)	1996
79	Tulane (6 games, 232 at-bats)	2001
73	Houston (5 games, 202 at-bats)	1997
66	Southern Miss (6 games, 211 at-bats)	2004

RUNS BATTED IN

GAME

20	Houston (CHA, 22-7)	1997
19	Tulane (USF, 21-4)	2001
17	Charlotte (LOU, 23-3)	1996
16	Tulane (ECU, 16-4)	2005
15	Southern Miss (UAB, 16-10)	2004
15	Southern Miss (USF, 18-5)	2001
15	Charlotte (UAB, 17-9)	1996

SERIES

55	Southern Miss (6 games)	2004
53	USF (6 games)	1996
48	Tulane (6 games)	2001
48	Houston (5 games)	1997
45	Tulane (4 games)	1999

DOUBLES GAME

7	Southern Miss (CHA, 13-0)	2003
7	Houston (USF, 19-6)	2000
7	Tulane (USM, 11-4)	1999
7	Houston (CHA, 22-7)	1997
6	East Carolina (LOU, 13-2)	2004
6	UAB (CHA, 9-17)	1996
6	Tulane (CIN, 10-0)	1997

SERIES

21	Houston (5 games)	1997
20	Tulane (4 games)	1999
17	USF (6 games)	1996
16	Tulane (5 games)	1997
15	UAB (5 games)	1997

TRIPLES

GAME

2	Houston (SLU, 14-4)	1999
2	UAB (SLU, 4-1)	1998
2	Louisville (UAB, 9-8)	1998
1	several tied with	

SERIES

3	Southern Miss (4 games)	2001
3	Louisville (3 games)	1999
3	UAB (3 games)	1998
3	Houston (4 games)	1999
3	Louisville (4 games)	1998

HOME RUNS

BOTH TEAMS, GAME

6	USF (CHA, 17-6)	1996
6	CHA (UAB, 9-17)	1996

GAME

5	UAB (CHA, 9-17)	1996
5	USF (CHA, 17-6)	1996
4	TUL (HOU, 10-1)	2005
4	TUL (USM, 13-7)	1999
4	TUL (SLU, 14-5)	1996
3	10 tied with	

SERIES

15	Southern Miss (5 games)	2004
13	TCU (6 games)	2004
11	USF (6 games)	1996
9	Tulane (4 games)	1999
9	Tulane (4 games)	1996

SERIES TOTAL

56	(6 grand slams)	1996
39	(5 grand slams)	2004

STOLEN BASES

GAME

9	USM (CIN, 5-0)	1997
6	LOU (CIN, 9-8)	1999
5	seven tied with	

SERIES

12	Tulane (6 games)	2001
10	Tulane (4 games)	1999
10	Charlotte (4 games)	1996
9	UAB (4 games)	2000
9	Southern Miss (3 games)	1997
9	Charlotte (5 games)	1997
9	Tulane (5 games)	1997

BATTING PERCENTAGE

(min. 2 years played, .369 average)

PLAYER	YEARS	G	AVG.
Ross Gload, USF	96-97	129	.388
Jeremy Schied, USM	97-98	103	.380
Shayne Carnes, UAB	96-98	166	.379
Darryl Lawhorn, ECU	02-03	124	.376
Clint King, USM	02-03	102	.374
Bo Robinson, CHA	96-98	166	.373
Michael Aubrey, TLN	01-03	186	.369
James Jurries, TLN	99-02	239	.369

RUNS BATTED IN

PLAYER	YEARS	G	RBI
Chad Sutter, TLN	96-99	244	280
James Jurries, TLN	99-02	239	257
Matt Singer, CIN	98-01	229	239
Brad Willcutt, USM	02-05	241	236
Jake Gautreau, TLN	99-01	195	233
Mike Eylward, USF	98-01	228	225
James Matan, CHA	96-98	177	216
Craig Tewes, CIN	98-01	230	214
Marc Maddox, USM	03-06	244	212
Jeff Baisley, USF	02-05	222	209
Daniel Boyd, USF	98-01	223	209
Kevin Youkilis, CIN	98-01	230	203
Jeff Cook, USM	00-03	225	201
Michael Aubrey, TLN	01-03	186	200
Bo Robinson, CHA	96-98	177	190
Jason Hill, CHA	96-99	213	188
Keith Graffagnini, TLN	96-98	175	186
Matt Baltz, USM	96-99	206	179
Mark Jurich, LOU	01-04	193	175
Jarrett Hoffpauir, USM	02-04	185	177

HITS

PLAYER	YEARS	G	H
James Jurries, TLN	99-02	239	352
Andy Cannizaro, TLN	98-01	248	350
Brandon Caraway, HOU	97-00	246	324
Chad Sutter, TLN	96-99	244	315
Kevin Youkilis, CIN	98-01	230	313
Myron Leslie, USF	01-04	241	312
Mike Pilger, USF	96-99	238	310
Matt Singer, CIN	98-01	229	309
Tommy Manzella, TLN	02-05	244	307
Jonny Kaplan, TLN	00-03	247	307
Jeff Baisley, USF	02-05	222	300
Daniel Boyd, USF	98-01	223	298
Marc Maddox, USM	03-06	244	296
Ben Drawdy, USF	98-01	226	293
Jeff Cook, USM	00-03	225	292
Brad Willcutt, USM	02-05	241	289
James Matan, CHA	96-98	177	288
Mike Eylward, USF	98-01	228	285
Nathan Southard, TLN	03-06	241	277
Jake Gautreau, TLN	99-01	176	275
Brian Hughes, TLN	96-98	186	275

TRIPLES

PLAYER	YEARS	G	3B
Doug Lorenz, LOU	96-99	173	17
Cory Lane, CHA	04-05	99	13
Mark Jurich, LOU	01-04	193	12

Jarrett Hoffpauir, USM	02-04	175	11
Chris Meeks, TCU	02-03	104	11
James Jurries, TLN	99-02	239	11
Brett Bredensteiner, SLU	96-98	147	11
Joey Hammond, CHA	96-98	178	11
B.J. Huff, UAB	1996	58	11
Bryan Hierlmeier, USF	02-05	203	10
Mike Cunningham, USF	00-03	212	10
Mike Barclay, USF	99-02	229	10
Eric Lee, HOU	97-00	234	10
Bradley Smith, CHA	99-00	110	10

HOME RUNS

PLAYER	YEARS	G	HR
Chad Sutter, TLN	96-99	294	75
James Jurries, TLN	99-02	239	62
Jake Gautreau, TLN	99-01	195	58
Marc Maddox, USM	03-06	244	53
Kevin Youkilis, CIN	98-01	230	53
Matt Singer, CIN	98-01	229	52
Jeff Cook, USM	00-03	225	50
Jason Sparks, TLN	98-99	125	49
James Matan, CHA	96-98	177	48
Mark Jurich, LOU	01-04	193	47
Daniel Boyd, USF	98-01	223	47
Brad Willcutt, USM	02-05	241	46
Darryl Lawhorn, ECU	02-04	178	43
Dusty Haley, USM	97-01	209	42
Shayne Carnes, UAB	96-98	166	40
Mike Eylward, USF	98-01	228	40
Jason Dellaero, USF	96-97	123	39
Ross Gload, USF	96-97	129	39
Michael Aubrey, TLN	01-03	186	38
Chris Hambien, CIN	99-02	171	38
Craig Tewes, CIN	98-01	230	38

TIMES AT BAT

PLAYER	YEARS	G	AB
Andy Cannizaro, TLN	98-01	248	1030
Brandon Caraway, HOU	97-00	246	1006
James Jurries, TLN	99-02	239	953
Mike Pilger, USF	96-99	238	944
Tommy Manzella, TLN	02-05	244	939
Brad Willcutt, USM	02-05	241	934
Matt Singer, CIN	98-01	229	922
Chad Sutter, TLN	96-99	244	920
Myron Leslie, USF	02-04	241	907
Jonny Kaplan, TLN	00-03	247	907
Marc Maddox, USM	03-06	244	895
Mike Eylward, USF	98-01	228	889
Jeff Baisley, USF	02-05	222	878
Ben Drawdy, USF	98-01	226	872
Jeff Cook, USM	00-03	225	869
Nathan Southard, TLN	03-06	241	864
Daniel Boyd, USF	98-01	223	859
Kevin Youkilis, CIN	98-01	230	855
Eric Lee, HOU	97-00	234	854
Chris Cuccia, USF	99-02	222	847

DOUBLES

PLAYER	YEARS	G	2B
Andy Cannizaro, TLN	98-01	248	85
Myron Leslie, USF	01-04	241	74
Brad Willcutt, USM	02-05	241	72
Matt Singer, CIN	98-01	229	72

Brian Hughes, TLN	96-98	186	69
James Jurries, TLN	99-02	239	66
Tommy Manzella, TLN	02-05	244	64
Mike Pilger, USF	96-99	238	64
Brandon Caraway, HOU	97-00	246	63
Mike Eylward, USF	98-01	228	63
Nathan Southard, TLN	03-06	241	61
Jeff Baisley, USF	02-05	222	58
Mark Jurich, LOU	01-04	193	58
Kevin Youkilis, CIN	98-01	230	58
Jarrett Hoffpauir, USM	02-04	185	57
Craig Tewes, CIN	98-01	230	57
Chris Cuccia, USF	99-02	222	54
Jeremy Albritton, USM	96-99	210	54
Daniel Boyd, USF	98-01	223	54
Jake Gautreau, TLN	99-01	195	54

RUNS SCORED

PLAYER	YEARS	G	RUNS
James Jurries, TLN	99-02	239	284
Kevin Youkilis, CIN	98-01	230	279
Andy Cannizaro, TLN	98-01	248	258
Brandon Caraway, HOU	97-00	246	238
Jonny Kaplan, TLN	00-03	247	235
Marc Maddox, USM	03-06	244	228
Myron Leslie, USF	01-04	241	227
Chad Sutter, TLN	96-99	244	227
Matt Singer, CIN	98-01	229	226
Mike Pilger, USF	96-99	238	219
Daniel Boyd, USF	98-01	223	215
Brian Hughes, TLN	96-98	186	211
Nathan Southard, TLN	03-06	241	204
Brad Willcutt, USM	02-05	241	203
Jeff Cook, USM	00-03	225	200
Jake Gautreau, TLN	99-01	195	200
Craig Tewes, CIN	98-01	230	190
Tommy Manzella, TLN	02-05	244	187
Joey Hammond, CHA	96-98	178	186
Mike Eylward, USF	98-01	228	185

TOTAL BASES

PLAYER	YEARS	G	TB
James Jurries, TLN	99-02	239	618
Chad Sutter, TLN	96-99	244	583
Matt Singer, CIN	98-01	229	552
James Jurries, TLN	99-01	176	537
Kevin Youkilis, CIN	98-01	230	536
Marc Maddox, USM	03-06	244	514
Jake Gautreau, TLN	99-01	195	511
Daniel Boyd, USF	98-01	223	509
Jeff Cook, USM	00-03	225	505
Brad Willcutt, USM	02-05	241	501
Mike Eylward, USF	98-01	228	484
Andy Cannizaro, TLN	98-01	248	479
Steve Shirley, TLN	98-01	198	465
James Matan, CHA	96-98	177	463
Myron Leslie, USF	01-04	241	462
Mark Jurich, LOU	01-04	193	457
Tommy Manzella, TLN	02-05	244	449
Nathan Southard, TLN	03-06	241	441
Jeff Baisley, USF	02-05	222	439
Michael Aubrey, TLN	01-03	186	438

CAREER RECORDS

77

2007 C USA BASEBALL

CUSATM

STOLEN BASES

PLAYER	YEARS	G	SB
Andy Cannizaro, TLN	98-01	248	128
Jonny Kaplan, TLN	00-03	247	107
Brandon Caraway, HOU	97-00	246	94
Will Smith, UAB	97-00	203	91
Michael Bourn, HOU	01-03	172	90
Gerald Parr, CHA	96-98	174	90
Brian Hughes, TLN	96-98	186	88
Mike Pilger, USF	96-99	238	81
James Jurries, TLN	99-02	239	80
Mike Hook, LOU	99-01	158	79
Mitch Jones, UAB	00-03	213	72
Mike Cunningham, USF	00-03	212	65
Eric Lee, HOU	97-00	234	65
Thomas Bowker, CHA	01-04	186	63
Jon Kaplan, TLN	00-02	185	59
Myron Leslie, USF	01-04	241	58
Vinnie Diaco, CHA	96-97	134	54
Craig Brown, TLN	96-98	167	54
Daniel Boyd, USF	98-01	223	51
Nathan Southard, TLN	03-06	247	50
Gio Cafaro, USF	1996	66	50
Nick Rhodes, CHA	96-97	116	50

PITCHING VICTORIES

PLAYER	YEARS	G	WINS
Jared Berkowitz, TLN	97-00	70	38
Scott Glaser, USF	96-99	68	33
Shane Nance, HOU	97-00	69	32
Clayton Jerome, TCU	02-04	50	27
John Gorham, USF	99-02	81	27
J.R. Crowel, TLN	03-05	51	26
Ryan Baker, CHA	97-00	72	26
Billy Mohl, TLN	03-06	71	25
Brian Bogusevic, TLN	03-05	49	25
Brad Sullivan, HOU	01-03	56	25
Kyle Crowell, HOU	98-00	62	25
John Vigue, USF	98-01	71	24
Cliff Russum, USM	02-06	65	23
Jason Navarro, TLN	96-97	34	23
Shea Douglas, USM	00-02	45	22
Brian Bentley, LOU	97-00	58	22
John Maine, CHA	00-02	53	20
Henry Bonilla, TLN	99-00	38	20
Josh Bobbitt, TLN	97-98	35	20
Scott Bell, TLN	96-98	60	20

INNINGS PITCHED

PLAYER	YEARS	G	IP
Jared Berkowitz, TLN	97-00	70	415.2
Shane Nance, HOU	97-00	69	411.1
John Vigue, USF	98-01	71	374.2
John Gorham, USF	99-02	81	371.0
Ryan Baker, CHA	97-00	72	368.1
B.J. Borsa, CIN	00-03	67	363.0
Scott Glaser, USF	96-99	68	359.3
Ben Hutton, SLU	99-03	70	354.0
Brad Sullivan, HOU	01-03	56	347.1
Clayton Jerome, TCU	02-04	50	336.0
Billy Mohl, TLN	03-06	71	308.0
J.R. Crowel, TLN	03-05	51	302.2
Brian Bentley, LOU	97-00	58	300.1
Zachary Treadway, CHA	01-04	60	299.1
Cliff Russum, USM	02-06	65	289.1
Kyle Crowell, HOU	98-00	62	288.0

Brad Lincoln, HOU	04-06	47	286.1
Craig House, MEM	96-99	70	285.1
Scott Beyer, UAB	96-00	99	280.1
Brian Bogusevic, TLN	03-05	49	276.1
John Maine, CHA	00-02	53	276.1

COMPLETE GAMES

PLAYER	YEARS	G	CG
Corey Lawson, SLU	02-03	26	14
B.J. Borsa, CIN	00-03	67	13
Jared Berkowitz, TLN	97-00	70	12
Shane Nance, HOU	97-00	69	12
Clayton Jerome, TCU	02-04	50	10
Jason Stanford, CHA	98-99	39	10
Mike Tisdale, LOU	01-04	45	8
Zachary Treadway, CHA	01-04	60	8
Clayton Jerome, TCU	02-03	36	8
Henry Bonilla, TLN	99-00	38	8
John McKay, CHA	96-00	84	8

SAVES

PLAYER	YEARS	G	SAVES
Daniel Latham, TLN	04-06	93	33
John Livingston, USF	01-04	138	30
Joey Charron, TLN	01-04	124	28
Brandon Belanger, TLN	99-00	72	27
Daniel Best, USM	03-06	95	25
Austin Tubbs, USM	03-04	62	20
Erik Walker, TLN	03-05	79	19
Tyler Kee, USM	96-99	105	17
Greg Bunn, ECU	02-04	61	16
Ryan Wagner, HOU	02-03	63	16
Carlos Fernandez, LOU	00-03	81	16
Luis Ramos, USF	96-98	84	16
Brian Halford, LOU	03-05	71	15
Todd Ardoin, TLN	96-98	85	15
Curtus Moak, CIN	98-01	99	15
David Richtberg, USF	97-01	95	15
John McKay, CHA	96-00	84	14
Todd Raithe, LOU	97-00	80	14
Eric Roberts, UAB	04-05	69	13
Justin Vaclavik, HOU	03-05	50	12
Josh Ring, LOU	01-02	56	12

EARNED RUN AVERAGE

PLAYER	YEARS	G	ERA
Lance Broadway, TCU	05	19	1.62
Eddie Degerman, RICE	06	20	2.00
Ryan Wagner, HOU	02-03	63	2.19
Brad Sullivan, HOU	01-03	56	2.64
Jason Navarro, TLN	96-97	34	2.59
Luis Ramos, USF	96-99	68	2.78
Glen Tucker, ECU	02-03	50	2.92
Greg Bunn, ECU	02-04	61	2.94
Brandon Belanger, TLN	99-00	72	3.12
Kyle Crowell, HOU	98-00	62	3.16
Chad Rogers, USM	00-01	33	3.17
Jarrett Grube, MEM	03-04	31	3.18
Danny Zell, HOU	02-03	41	3.19
Micah Owings, TLN	05	19	3.26
Scott Gibson, UAB	01-03	25	3.26
Brad Lincoln, HOU	04-06	47	3.30
Erik Walker, CHA	03-05	79	3.34
Bryan Moore, HOU	98-99	54	3.37

STRIKEOUTS

PLAYER	YEARS	G	K
Brad Sullivan, HOU	01-03	56	409
John McKay, CHA	96-00	84	409
Shane Nance, HOU	97-00	69	388
Ryan Baker, CHA	97-00	72	322
Craig House, MEM	96-99	70	309
Jared Berkowitz, TLN	97-00	70	303
John Maine, CHA	00-02	53	297
Brad Lincoln, HOU	04-06	47	293
John Gorham, USF	99-02	81	288
Shea Douglas, USM	00-02	45	285
B.J. Borsa, CIN	00-03	67	277
Scott Glaser, USF	96-99	68	273
Ben Hutton, SLU	99-03	70	250
Jason Navarro, TLN	96-97	34	245
Brian Bentley, LOU	97-00	58	243
Joey Charron, TLN	01-04	124	242
Brian Bogusevic, TLN	03-05	49	239
Kyle Crowell, HOU	98-00	62	238
Wes Jaillet, SLU	99-02	62	237
Henry Bonilla, TLN	99-00	38	237

SHUTOUTS

PLAYER	YEARS	G	SHO
Greg Bunn, ECU	02-04	61	5
Shane Nance, HOU	97-00	69	5
Cliff Russum, USM	03-06	65	4
Brad Sullivan, HOU	01-03	56	4
Shea Douglas, USM	00-02	45	4
Brian Bogusevic, TLN	03-05	49	3
J.R. Crowel, TLN	03-05	51	3
Clayton Jerome, TCU	02-04	50	3
Jared Berkowitz, TLN	97-00	70	3
Kyle Crowell, HOU	98-00	62	3

APPEARANCES

PLAYER	YEARS	APP.
Joey Livingston, USF	01-04	138
Joey Charron, TLN	01-04	124
Scott Beyer, UAB	96-00	99
Curtus Moak, CIN	98-01	99
Daniel Best, USM	03-06	95
David Richtberg, USF	97-01	95
Daniel Latham, TLN	04-06	93
Jim Steele, CIN	96-99	90
Nathan Mitchell, HOU	99-02	85
Todd Ardoin, TLN	96-98	85
John McKay, CHA	96-00	84
Luis Ramos, USF	96-98	84
Nick Torina, HOU	98-01	83
Carlos Fernandez, LOU	00-03	81
John Gorham, USF	99-02	81
Layne Dawson, MEM	98-01	80
Todd Raithe, LOU	97-00	80
Erik Walker, CHA	03-05	79
Brad Mattingly, LOU	97-00	79
Robert Dieudonne', HOU	97-00	78



LONGEST OVERALL WIN STREAK

Table with 3 columns: Rank, Team, Record. Rows include East Carolina (3/27/04-5/4/04), Tulane (4/14/01-5-12/01), Rice (5/13/06-6/11/06), etc.

LONGEST C-USA GAME WIN STREAK

Table with 3 columns: Rank, Team, Record. Rows include East Carolina (3/27/04-5/16/04), Rice (3/25/06-5/12/06), Houston (4/16/00-3/30/01), etc.

LONGEST OVERALL LOSING STREAK

Table with 3 columns: Rank, Team, Record. Rows include Cincinnati (4/5/96-5/7/96), UAB (3/21/06-4/22/06), Cincinnati (4/1/96-4/23/96), etc.

LONGEST C-USA GAME LOSING STREAK

Table with 3 columns: Rank, Team, Record. Rows include Cincinnati (3/29/96-5/7/96), UCF (4/22/06-present), Saint Louis (4/12/98-5/12/98), etc.

BEST STARTS (Undefeated)

Table with 3 columns: Record, Team, Year. Rows include 13-0 UAB 2003, 12-0 East Carolina 2004, 11-0 Charlotte 2000, etc.

BEST STARTS (With one loss)

Table with 3 columns: Record, Team, Year. Rows include 14-1 Tulane 2005, 13-1 UAB 2003, 13-1 East Carolina 2002, etc.

MOST SERIES SWEEPS ONE SEASON

Table with 3 columns: Sweeps, Team, Year. Rows include 6 Rice 2005, 6 East Carolina 2004, 6 USF 1996, etc.

RECORDS SINCE C-USA'S INCEPTION

Table with 3 columns: Team, C-USA Record, Overall Record. Rows include East Carolina (86-57-1, 196-112-2), Houston (194-81, 374-248), Marshall (6-18, 22-32), etc.

C-USA VS. RANKED FOES

Last season, seven of the league's nine teams posted a win over a ranked non-conference foe, combining to produce 20 total ranked wins. Here's a look at the 2006 wins:

Table with 2 columns: Date, Team/Score. Rows include Feb. 12 Tulane 4, (7) Texas 2; Feb. 12 Rice 12, (19) TCU 6; Feb. 17 Southern Miss 6, (25) Wichita State 5; etc.

ALL-TIME NON-CONFERENCE, TOP 10 WINS

78 overall
35 over Top 5 opponents

2006 (9)

Table with 2 columns: Date, Team/Score. Rows include Feb. 12 Tulane 4, (7) Texas 2; Feb. 25 Rice 3, (3) Nebraska 2; Mar. 3 Houston 5, (8) LSU 3; etc.

2005 (14)

Table with 2 columns: Date, Team/Score. Rows include Feb. 13 Houston 6, (9) Texas A&M 1; Feb. 25 Houston 2, (2) LSU 1; Mar. 6 UAB 4, (2) LSU 3; etc.

2004 (9)

Table with 2 columns: Date, Team/Score. Rows include Feb. 29 Houston 4, (8) Long Beach State 2; Mar. 6 Houston 10, (1) LSU 5; Mar. 12 Tulane 5, (5) Arizona State 3; etc.

2003 (6)

Table with 2 columns: Date, Team/Score. Rows include Mar. 19 Memphis 8, (9) Mississippi State 7 (10 inn.); Apr. 16 Houston 5, (1) Rice 1; Apr. 29 Tulane 9, (6) LSU 5; etc.

2002 (10)

Table with 2 columns: Date, Team/Score. Rows include Feb. 8 TCU 8, (9) Texas 1; Feb. 22 Houston 11, (3) LSU 3; Feb. 24 Houston 12, (3) LSU 11; Feb. 27 Southern Miss 5, (10) Mississippi 1

2002 (10) - (cont'd.)

Table with 2 columns: Date, Team/Score. Rows include Mar. 1 Houston 7, (8) Cal St. Fullerton 3; Mar. 3 Houston 8, (6) Miami (Fla.) 6; Mar. 5 Tulane 6, (6) LSU 5; etc.

2001 (5)

Table with 2 columns: Date, Team/Score. Rows include Feb. 21 Houston 14, (1) Rice 5; Mar. 7 Tulane 13, (2) LSU 3; Mar. 21 Houston 4, (1) Rice 3; etc.

2000 (7)

Table with 2 columns: Date, Team/Score. Rows include Feb. 25 Houston 10, (2) LSU 2; Feb. 26 Houston 11, (2) LSU 7; Feb. 27 Houston 10, (2) LSU 2; etc.

1999 (6)

Table with 2 columns: Date, Team/Score. Rows include Feb. 13 Houston 9, (10) Alabama 5 (11 innings); Feb. 14 Houston 6, (10) Alabama 2; Feb. 16 Houston 12, (5) Texas 9; etc.

1998 (2)

Table with 2 columns: Date, Team/Score. Rows include Feb. 1 South Florida 15, (2) Miami (Fla.) 2; April 22 UAB 4, (4) Alabama 3

1997 (6)

Table with 2 columns: Date, Team/Score. Rows include Feb. 7 South Florida 10, (5) Oklahoma State 2; Feb. 8 Houston 16, (4) Rice 12; March 1 Houston 10, (7) Wichita State 6; etc.

1996 (4)

Table with 2 columns: Date, Team/Score. Rows include Feb. 17 South Florida 6, (7) Clemson 5; Feb. 18 South Florida 7, (7) Clemson 2; Feb. 24 Tulane 16, (8) Mississippi State 3; March 5 South Florida 10, (7) Miami (Fla.) 4



NCAA APPEARANCES

EAST CAROLINA (21)

2005, 2004, 2003, 2002, 2001, 2000, 1999, 1993, 1991, 1990, 1989, 1987, 1984, 1982, 1980, 1977, 1974, 1970, 1968, 1966, 1964

HOUSTON (17)

2006, 2003, 2002, 2001, 2000, 1999, 1997, 1990, 1987, 1985, 1982, 1967 (CWS), 1966, 1960, 1958, 1953 (CWS), 1951

MARSHALL (2)

1978, 1973

MEMPHIS (4)

1994, 1981, 1978, 1976

RICE (12)

2006 (CWS), 2005, 2004, 2003, (CWS), 2002 (CWS), 2001, 2000, 1999 (CWS), 1998, 1997 (CWS), 1996, 1995

SOUTHERN MISS (7)

2006, 2005, 2004, 2003, 1999, 1991, 1990

TULANE (18)

2006, 2005 (CWS), 2004, 2003, 2002, 2001 (CWS), 2000, 1999, 1998, 1996, 1994, 1992, 1988, 1987, 1986, 1983, 1982, 1979

UAB (1)

1991

UCF (9)

2004, 2003, 2001, 2000, 1997, 1996, 1995, 1993, 1989

ANNUAL NCAA TEAM CHAMPIONS

Batting Average

1978 Memphis .357

Hits

1999 Rice 270
2001 Tulane 844

Doubles Per Game

1992 Southern Miss 2.64

Doubles

2001 Rice 163
2006 Rice 162

Triples

1985 UCF 45
1999 Rice 37

Runs Scored

2001 Tulane 639

Stolen Bases

1985 UCF 253

Most Total Bases

2001 Tulane 1,263

Fielding Percentage

1992 Cincinnati .976
2000 Houston .977

Strikeouts

2006 Rice 653

Strikeout Ratio

2006 Rice 9.5

Earned Run Average

1981 East Carolina 2.78
1984 Rice 2.60
2002 Rice 2.79
2004 Rice 2.64

Double Plays

2003 Southern Miss 72

Winning Percentage

1990 East Carolina .839
2005 Tulane .824
2006 Rice .814

ALL-TIME RECORDS

	YRS	W	L	T	PCT
ECU	56	1459	758	8	.659
HOU	60	1445	1069	15	.574
MAR	100	1132	1221	11	.486
MEM	57	1420	1044	14	.576
RICE	n/a				
USM	78	1290	1082	10	.544
TLN	100	1648	1118	17	.595
UAB	28	775	721	1	.578
UCF	34	1173	735	10	.614

TEAM VS. TEAM RECORDS

	ECU	HOU	MAR	MEM	RICE	USM	TLN	UAB	UCF
ECU	—	11-8	5-1	9-6	1-2	7-9	4-11	13-2	6-3
HOU	8-11	—	4-0	26-5	66-72	22-12	20-20	23-5	9-3
MAR	1-5	0-4	—	0-3	0-3	1-5	0-4	4-3	1-2
MEM	6-9	5-26	3-0	—	0-4	35-45	27-35	28-36	3-0
RICE	2-1	72-66	3-0	4-0	—	4-0	10-4	4-0	6-1
USM	9-7	12-22	5-1	45-35	0-4	—	42-82-1	45-23	5-1
TLN	11-4	20-20	4-0	35-27	4-10	82-42-1	—	28-7	4-3
UAB	2-13	5-23	3-4	36-28	0-4	23-45	7-28	—	2-1
UCF	3-9	3-6	2-1	0-3	1-6	1-5	3-4	1-2	—



2006

Reckling Park,
Houston, Texas

WEDNESDAY, MAY 24

(6) East Carolina 4,
(3) Tulane 2
(2) Houston 9, (7) Marshall 1
(1) Rice 9, (8) UAB 5
(5) Southern Miss 6,
(4) Memphis 2

THURSDAY, MAY 25

Tulane 12, Marshall 1 (8)
Memphis 13, UAB 2 (7)
Houston 7, East Carolina 1
Rice 5, Southern Miss 1

FRIDAY, MAY 26

Tulane 2, East Carolina 1 (10)
Memphis 8, Southern Miss 5

SATURDAY, MAY 27

Houston 6, Tulane 0
Rice 7, Memphis 4

SUNDAY, MAY 28

Championship Game
Rice 11, Houston 5

2005

Pete Taylor Park,
Hattiesburg, Miss.

WEDNESDAY, MAY 25

(4) East Carolina 6,
(5) Houston 5
(1) Tulane 8, (8) UAB 6
(2) TCU 4, (7) Louisville 2
(3) Southern Miss 5, (6) USF 3

THURSDAY, MAY 26

Houston 7, UAB 5
USF 11, Louisville 1
Tulane 16, East Carolina 3
TCU 8, Southern Miss 0

FRIDAY, MAY 27

Houston 6, East Carolina 4
Southern Miss 9, USF 3

SATURDAY, MAY 28

Tulane 10, Houston 1
TCU 13, Southern Miss 7

SUNDAY, MAY 29

Championship Game
TCU vs. Tulane
(cancelled due to weather)
**(Tulane and TCU declared
co-champions)**

2004

Cougar Field,
Houston, Texas

WEDNESDAY, MAY 26

(6) Memphis 10,
(3) Southern Miss 5
(7) UAB 10, (2) Tulane 4
(1) East Carolina 13,
(8) Louisville 2
(5) Houston 9, (4) TCU 5

THURSDAY, MAY 27

Southern Miss 16, Tulane 4
TCU 4, Louisville 3
UAB 7, Memphis 5
Houston 6, East Carolina 5

FRIDAY, MAY 28

Southern Miss 13, Memphis 0
TCU 10, East Carolina 4

SATURDAY, MAY 29

Southern Miss 16, UAB 10
TCU 8, Houston 3
Southern Miss 9, UAB 7
TCU 5, Houston 4

SUNDAY, MAY 30

Championship Game
TCU 3, Southern Miss 1

2003

Turchin Stadium,
New Orleans, La.

WEDNESDAY, MAY 21

(4) Houston 2,
(5) East Carolina 1
(1) Southern Miss 13,
(8) Charlotte 0
(7) Louisville 5, (2) TCU 1
(3) Tulane 4, (6) USF 3

THURSDAY, MAY 22

East Carolina 8, Charlotte 5
USF 10, TCU 6
Southern Miss 7, Houston 2
Tulane 3, Louisville 1

FRIDAY, MAY 23

East Carolina 5, Houston 0
Louisville 11, USF 4

SATURDAY, MAY 24

Southern Miss 3, East
Carolina 1
Tulane 5, Louisville 3

SUNDAY, MAY 25

Championship Game
Southern Miss 7, Tulane 1

2002

Grainger Stadium,
Kinston, N.C.

TUESDAY, MAY 21

(1) Houston 5,
(8) Saint Louis 0
(4) Southern Miss 7,
(5) Tulane 3

WEDNESDAY, MAY 22

(7) USF 10, (2) Louisville 0
(8 inn.)
Tulane 6, Saint Louis 5
(6) East Carolina 5, (3) TCU 1

THURSDAY, MAY 23

TCU 8, Louisville 1
Houston 7, Southern Miss 1
East Carolina 12, USF 10

FRIDAY, MAY 24

Tulane 12, Southern Miss 5
USF 2, TCU 1

SATURDAY, MAY 25

Houston 7, Tulane 2
East Carolina 3, USF 2

SUNDAY, MAY 26

Championship Game
East Carolina 4, Houston 0

2001

Zephyr Field,
New Orleans, La.

WEDNESDAY, MAY 16

(7) Southern Miss 6,
(2) Houston 2
(3) USF 10, (6) Louisville 5
(5) Memphis 8,
(4) Cincinnati 5
(8) Charlotte 8, (1) Tulane 4

THURSDAY, MAY 17

Louisville 6, Houston 5
Tulane 9, Cincinnati 7
Southern Miss 18, USF 5
Memphis 4, Charlotte 2

FRIDAY, MAY 18

USF 7, Louisville 3
(10 innings)
Tulane 6, Charlotte 2

SATURDAY, MAY 19

USF 6, Southern Miss 4
Tulane 7, Memphis 6
USF 7, Southern Miss 4
Tulane 7, Memphis 2

SUNDAY, MAY 20

Championship Game
Tulane 21, USF 4

2000

Florida Power Park,
St. Petersburg, Fla.

WEDNESDAY, MAY 17

(7) UAB 11, (2) Tulane 4
(6) Cincinnati 7, (3) Southern
Miss 2 (10 innings)
(1) Houston 4, (8) Louisville 3
(4) Charlotte 2, (5) USF 1

THURSDAY, MAY 18

Southern Miss 10, Tulane 9
USF 10, Louisville 6
Cincinnati 9, UAB 4
Charlotte 6, Houston 1

FRIDAY, MAY 19

UAB 10, Southern Miss 6
Houston 19, USF 6

SATURDAY, MAY 20

Cincinnati 15, UAB 6
Houston 3, Charlotte 0
Houston 14, Charlotte 2

SUNDAY, MAY 21

Championship Game
Houston 7, Cincinnati 4 (10)

C-USA
CHAMPIONSHIP
RESULTS

81

2007 C-USA BASEBALL

C-USA™



1999

USA Stadium,
Millington, Tenn.

TUESDAY, MAY 18
(play-in games)

(8) Cincinnati 8, (9) UAB 7
(10) Saint Louis 5, (7)
Charlotte 2

WEDNESDAY, MAY 19

(3) Southern Miss 10,
(6) Louisville 5
(2) Tulane 10, Cincinnati 5
(1) Houston 14, Saint Louis 4
(5) USF 8, (4) Memphis 6

THURSDAY, MAY 20

Louisville 10, Cincinnati 9
Saint Louis 11, Memphis 9
Tulane 11, Southern Miss 4
Houston 14, USF 3

FRIDAY, MAY 21

Southern Miss 5, Louisville 2
Saint Louis 16, USF 5

SATURDAY, MAY 22

Tulane 13, Southern Miss 7
Houston 3, Saint Louis 0

SUNDAY, MAY 23

Championship Game
Tulane 12, Houston 9

1998

Zephyr Field,
New Orleans, La.

TUESDAY, MAY 12
(play-in games)

(9) Saint Louis 7, (8) USF 6
(7) Memphis 6, (10)
Cincinnati 5

WEDNESDAY, MAY 13

(3) Charlotte 13,
(6) Southern Miss 3
(2) Houston 3, Memphis 2
(5) Louisville 9, (4) UAB 8
(1) Tulane 7, Saint Louis 3

THURSDAY, MAY 14

Southern Miss 7, Memphis 6
UAB 4, Saint Louis 1
Charlotte 6, Houston 5
Tulane 13, Louisville 2

FRIDAY, MAY 15

Southern Miss 6, Houston 5
Louisville 11, UAB 6

SATURDAY, MAY 16

Charlotte 6, Southern Miss 5
Tulane 6, Louisville 3

SUNDAY, MAY 17

Championship Game
Tulane 5, Charlotte 3

1997

Turchin Stadium,
New Orleans, La.

TUESDAY, MAY 13
(play-in games)

(9) Saint Louis 9,
(8) Memphis 2
(10) Cincinnati 8,
(7) Louisville 5

WEDNESDAY, MAY 14

(3) USF 5, (5) UAB 2
(2) Houston 13, Saint Louis 4
(5) Charlotte 11,
(4) Southern Miss 9
(1) Tulane 10, Cincinnati 0

THURSDAY, MAY 15

UAB 6, Saint Louis 2
Southern Miss 5, Cincinnati 0
Houston 2, USF 0
Charlotte 8, Tulane 6

FRIDAY, MAY 16

UAB 5, USF 3
Tulane 6, Southern Miss 2

SATURDAY, MAY 17

UAB 6, Houston 5
Tulane 13, Charlotte 4
Houston 10, UAB 8
Charlotte 9, Tulane 2

SUNDAY, MAY 18

Championship Game
Houston 22, Charlotte 7

1996

Pete Taylor Park,
Hattiesburg, Miss.

TUESDAY, MAY 14
(play-in game)

(8) Louisville 4, (9)
Cincinnati 2

WEDNESDAY, MAY 15

(5) Charlotte 17, (4) UAB 9
Louisville 13, (1) USF 9
(2) Tulane 14,
(7) Saint Louis 5
(3) Southern Miss 9,
(6) Memphis 4

THURSDAY, MAY 16

USF 9, UAB 7
Saint Louis 9, Memphis 8 (10)
Charlotte 23, Louisville 3
Tulane 9, Southern Miss 5

FRIDAY, MAY 17

USF 14, Louisville 11
Southern Miss 9, Saint Louis 5

SATURDAY, MAY 18

USF 13, Charlotte 2
Tulane 10, Southern Miss 8
USF 17, Charlotte 6

SUNDAY, MAY 19

Championship Game
Tulane 2, USF 0



Tulane won the inaugural C-USA Tournament in 1996.



Houston captured the 2000 C-USA Tournament title and became the first league school to earn a top eight national seed.

2006

College World Series

SATURDAY, JUNE 17

Rice 6, Georgia 4

MONDAY, JUNE 19

Rice 3, Miami (Fla.) 2

WEDNESDAY, JUNE 21

Oregon State 5, Rice 0

THURSDAY, JUNE 22

Oregon State 2, Rice 0

Houston Super Regional

SATURDAY, JUNE 10

Rice 10, Oklahoma 4

SUNDAY, JUNE 11

Oklahoma 11, Rice 5

MONDAY, JUNE 12

Rice 9, Oklahoma 5

Houston Regional

FRIDAY, JUNE 2

(1) Rice 6, (4) Prairie
View A&M 5

SUNDAY, JUNE 4

(1) Rice 7, (2) Baylor 2

FRIDAY, JUNE 2

(1) Rice 7, (2) Baylor 4

Norman Regional

FRIDAY, JUNE 2

(3) Wichita State 2,
(2) Houston 1

SATURDAY, JUNE 3

(1) Oklahoma 8, (2) Houston 6

Oxford Regional

FRIDAY, JUNE 2

(3) South Alabama 7,
(2) Tulane 1

SATURDAY, JUNE 3

(2) Tulane 12,
(4) Bethune-Cookman 7

SUNDAY, JUNE 4

(2) Tulane 18,
(3) South Alabama 11
(3) Mississippi 12, (2) Tulane 4

Tuscaloosa Regional

FRIDAY, JUNE 2

(2) Troy 10,
(3) Southern Miss 8

SATURDAY, JUNE 3

(3) Southern Miss 6,
(4) Jacksonville State 2

SUNDAY, JUNE 4

(2) Troy 6,
(3) Southern Miss 5

2005

College World Series

SATURDAY, JUNE 18

Tulane 3, Oregon State 1

MONDAY, JUNE 20

Texas 5, Tulane 0

TUESDAY, JUNE 21

Baylor 8, Tulane 7

New Orleans Super Regional

SATURDAY, JUNE 11

Rice 9, Tulane 5

SUNDAY, JUNE 12

Tulane 7, Rice 0

MONDAY, JUNE 13

Tulane 9, Rice 6

New Orleans Regional

FRIDAY, JUNE 3

(1) Tulane 7, (4) Southern 7

SATURDAY, JUNE 4

(1) Tulane 10, (2) Alabama 4

MONDAY, JUNE 6

(1) Tulane 7, (2) Alabama 4

Waco Regional

SATURDAY, JUNE 4

(2) TCU 5, (3) Stanford 1

SUNDAY, JUNE 5

(1) Baylor 8, (2) TCU 3
(3) Stanford 12, (2) TCU 4

Oxford Regional

FRIDAY, JUNE 3

(3) Oklahoma 7,
(2) Southern Miss 4

SATURDAY, JUNE 4

(4) Maine 12,
(2) Southern Miss 2

Tempe Regional

FRIDAY, JUNE 3

(2) Arizona State 9,
(3) East Carolina 6

SATURDAY, JUNE 4

(4) UNLV 5, (3) East Carolina 3

2004

Columbia Super Regional

SATURDAY, JUNE 12

South Carolina 4,
East Carolina 2

SUNDAY, JUNE 13

South Carolina 5,
East Carolina 3

Fullerton Super Regional

SATURDAY, JUNE 12

Cal State Fullerton 9,
Tulane 0

SUNDAY, JUNE 13

Cal State Fullerton 10,
Tulane 7

Kinston Regional

SATURDAY, JUNE 5

(1) East Carolina 8,
(4) Stony Brook 2

SUNDAY, JUNE 6

East Carolina 11,
UNC Wilmington 4

MONDAY, JUNE 7

East Carolina 7,
UNC Wilmington 0

Baton Rouge Regional

FRIDAY, JUNE 4

(2) Southern Miss 6,
(3) Coll. of Charleston 5

SATURDAY, JUNE 5

LSU 6, Southern Miss 2
College of Charleston 7,
Southern Miss 3

Oxford Regional

FRIDAY, JUNE 4

(3) Tulane 3,
(2) Washington 2

SATURDAY, JUNE 5

Tulane 7, Western
Kentucky 0

SUNDAY, JUNE 6

Tulane 12, Washington 3

Austin Regional

FRIDAY, JUNE 4

(2) Oral Roberts 6, (3) TCU 5

SATURDAY, JUNE 5

TCU 12, Youngstown State 8
Oral Roberts 10, TCU 1

2003

Houston Super Regional

SATURDAY, JUNE 7

Houston 5, (1) Rice 2

SUNDAY, JUNE 8

(1) Rice 10, Houston 2

MONDAY, JUNE 9

(1) Rice 5, Houston 2

Hattiesburg Regional

FRIDAY, MAY 30

(3) Southern U. 5,
(2) Southern Miss 3

SATURDAY, MAY 31

Southern Miss 18,
Murray State 0
Southern Miss 18, Southern 1

SUNDAY, JUNE 1

Baylor 3, Southern Miss 2

Atlanta Regional

FRIDAY, MAY 30

(2) South Carolina 4,
(3) East Carolina 0

SATURDAY, MAY 31

East Carolina 10,
Georgia Tech 3
Setson 9, East Carolina 4

Baton Rouge Regional

FRIDAY, MAY 30

(2) Tulane 8,
(3) UNC Wilmington 3

Saturday, May 31

LSU 13, Tulane 5
UNC Wilmington 9, Tulane 8
(10 innings)

College Station Regional

FRIDAY, MAY 30

(2) Alabama 9, (3) Houston 3

SATURDAY, MAY 31

Houston 4, Oral Roberts 2
Houston 16, Alabama 8

SUNDAY, JUNE 1

Houston 7, Texas A&M 6
Houston 7, Texas A&M 6
(10 innings)

2002

Austin Super Regional

FRIDAY, JUNE 7

Houston 2, Texas 0

SATURDAY, JUNE 8

Texas 17, Houston 2

SUNDAY, JUNE 9

Texas 5, Houston 2

Atlanta Regional

FRIDAY, MAY 31

(2) Georgia 7, (3) Louisville 1

SATURDAY, JUNE 1

(4) Coastal Carolina 9,
Louisville 1

NCAA
POSTSEASON
RESULTS

83

2007 C-USA BASEBALL

C-USA



**NCAA
POSTSEASON
RESULTS**

84

2007 C-USA BASEBALL

Baton Rouge, Regional
FRIDAY, MAY 31
(2) Louisiana-Lafayette 6,
(3) Tulane 3

SATURDAY, JUNE 1
Tulane 10, (4) Southern 2
(1) LSU 4, LSU 2

Clemson Regional
FRIDAY, MAY 31
(2) East Carolina 13,
(3) Elon 7

SATURDAY, JUNE 1
(1) Clemson 4,
East Carolina 2
East Carolina 7,
(4) Georgia Southern 3

SUNDAY, JUNE 2
Clemson 21, East Carolina 1

Mesa Regional
FRIDAY, MAY 31
(1) Houston 9,
(4) New Mexico State 0

SATURDAY, JUNE 1
Houston 8,
(2) Arizona State 4

SUNDAY, JUNE 2
Houston 7, Arizona State 3

Tallahassee Regional
FRIDAY, MAY 31
(2) UCF 6, (3) USF1

SATURDAY, JUNE 1
USF 14, (4) Stetson 13
USF 7, UCF 2

SUNDAY, JUNE 2
(1) Florida State 13, USF 6

2001
College World Series
FRIDAY, JUNE 8
(4) Stanford 13, (5) Tulane 11
SUNDAY, JUNE 10
(5) Tulane 6, (3) Nebraska 5
TUESDAY, JUNE 12
(4) Cal St. Fullerton 11,
(5) Tulane 2

*New Orleans Super
Regional*
FRIDAY, JUNE 1
(9) Louisiana State 4, (5)
Tulane 3 (13 innings)
SATURDAY, JUNE 2
(5) Tulane 9,
(9) Louisiana State 4

SUNDAY, JUNE 3
(5) Tulane 7,
(9) Louisiana State 1

New Orleans Regional
FRIDAY, MAY 25
(5) Tulane 22, Southern 9
SATURDAY, MAY 26
(5) Tulane 13,
Oklahoma State 10

SUNDAY, MAY 27
(5) Tulane 9,
Oklahoma State 8

Houston Regional
FRIDAY, MAY 25
(25) Baylor 7, Houston 1
SATURDAY, MAY 26
Texas-Arlington 7, Houston 6

Wilson Regional
FRIDAY, MAY 25
USF 7, Winthrop 2
SATURDAY, MAY 26
(10) East Carolina 12, USF 8
SUNDAY, MAY 27
Winthrop 6, USF 1

2000
Houston Super Regional
FRIDAY, JUNE 2
San Jose State 5, Houston 3
SATURDAY, JUNE 3
Houston 5, San Jose
State 2 (14)
SUNDAY, JUNE 4
San Jose State 3, Houston 2

Houston Regional
FRIDAY, MAY 26
(1) Houston 7, (4) Princeton 6
SATURDAY, MAY 27
(1) Houston 5, (2) Rice 2
SUNDAY, MAY 28
(2) Rice 5, (1) Houston 4
(1) Houston 9, (2) Rice 5

Starkville Regional
FRIDAY, MAY 26
(3) Notre Dame 8,
(2) Tulane 4
SATURDAY, MAY 27
(2) Tulane 4,
(4) South Alabama 3
(3) Notre Dame 10,
(2) Tulane 6

1999
Houston Regional
FRIDAY, MAY 28
(1) Houston 6, Southwest
Texas State 4
SATURDAY, MAY 29
(2) Southwestern Louisiana 5,
Houston 3
Houston 8, Texas 5
SUNDAY, MAY 30
Southwestern Louisiana 19,
Houston 8

Auburn Regional
FRIDAY, MAY 28
(4) Winthrop 8, (1)
Tulane 7 (11)
SATURDAY, MAY 29
Tulane 11, (3) North Carolina
State 5
Tulane 15, (4) Winthrop 8
SUNDAY, MAY 30
Tulane 7, (1) Auburn 5
Auburn 13, Tulane 9

Tuscaloosa Regional
FRIDAY, MAY 28
(3) Southern Miss 20,
(2) South Alabama 13
SATURDAY, MAY 29
(1) Alabama 10,
Southern Miss 4
Southern Miss 10,
South Alabama 9
SUNDAY, MAY 30
(1) Alabama 7,
Southern Miss 6

1998
*South II Regional
(Baton Rouge, La.)*
THURSDAY, MAY 21
(3) Tulane 11,
(4) Southwestern
Louisiana 5
FRIDAY, MAY 22
Cal. State Fullerton 10,
Tulane 6
SATURDAY, MAY 23
Harvard 14, Tulane 11

*Central Regional
(College Station, Texas)*
THURSDAY, MAY 21
(2) Texas A&M 17,
(5) Charlotte 0

FRIDAY, MAY 22
(6) Oral Roberts 20,
Charlotte 13

1997
*East Regional
(Tallahassee, Fla.)*
THURSDAY, MAY 22
(4) USF 5, (3) UCF 4
FRIDAY, MAY 23
(2) Auburn 9, USF 0
SATURDAY, MAY 24
USF 9, (5) Western Carolina 4
(1) Florida State 6, USF 5

*South I Regional
(Baton Rouge, La.)*
THURSDAY, MAY 22
(2) South Alabama 12,
(5) Houston 6
FRIDAY, MAY 23
(6) UNC Greensboro 9,
Houston 5

1996
*East Regional
(Gainesville, Fla.)*
THURSDAY, MAY 23
(4) USF 12, (3) N.C. State 3
FRIDAY, MAY 24
USF 14, (5) UMass 8
SATURDAY, MAY 25
(1) Florida 6, USF 4 (13 inn.)
Massachusetts 13, USF 12

*South II Regional
(at Baton Rouge, La.)*
THURSDAY, MAY 23
(4) Tulane 10, (3) UNLV 7
FRIDAY, MAY 24
(5) New Orleans 13, Tulane 5
SATURDAY, MAY 25
(2) Georgia Tech 7, Tulane 4



2006

	C-USA				All Games				
	W-L	Pct.	H	A	W-L	Pct.	H	A	N
& #Rice	22-2	.917	10-2	12-0	57-13	.814	33-6	17-3	6-4
Houston	18-6	.750	11-1	7-5	39-22	.639	22-4	13-15	4-3
Tulane	15-9	.625	8-4	7-5	43-21	.672	27-10	9-7	7-4
Memphis	13-11	.542	5-7	8-4	32-28	.533	15-13	12-11	4-4
Southern Miss	13-11	.542	8-4	5-7	39-23	.629	26-6	8-13	5-4
East Carolina	10-14	.417	7-5	3-9	33-26	.559	28-9	4-15	1-2
Marshall	6-18	.250	2-10	4-8	22-32	.407	13-14	9-16	0-2
UAB	6-18	.250	2-10	4-8	19-38	.333	11-17	6-18	2-3
UCF	5-19	.208	2-10	3-9	23-33	.411	15-20	8-13	0-0

& Regular season champion #Tournament Champion

2005

	C-USA				All Games				
	W-L	Pct.	H	A	W-L	Pct.	H	A	N
& #Tulane	24-6	.800	13-2	11-4	56-12	.824	36-5	16-5	4-2
# TCU	20-10	.667	11-4	9-6	41-20	.672	24-6	15-13	2-1
Southern Miss	20-10	.667	11-4	9-6	41-21	.661	26-8	12-9	3-4
East Carolina	18-12	.600	9-6	9-6	35-26	.574	18-10	12-13	5-3
Houston	16-13	.552	9-6	7-7	29-30	.492	16-14	10-12	3-4
USF	15-14	.517	9-6	6-8	33-31	.516	21-11	10-16	2-4
Louisville	15-14	.517	5-9	10-5	32-24	.571	20-15	12-7	0-2
UAB	14-16	.467	10-5	4-11	31-27	.534	22-10	9-15	0-2
Charlotte	13-17	.433	3-12	10-5	31-23	.574	18-16	13-7	0-0
Cincinnati	10-19	.344	6-8	4-11	25-30	.455	17-13	8-17	0-0
Saint Louis	8-22	.267	3-12	5-10	13-40	.245	5-20	8-18	0-2
Memphis	5-25	.167	2-13	3-12	13-42	.236	4-20	6-19	3-3

& Regular season champion #Tournament Champion

2004

	C-USA				All Games				
	W-L	Pct.	H	A	W-L	Pct.	H	A	N
& East Carolina	25-5	.833	12-3	13-2	51-13	.797	29-4	17-8	5-1
Tulane	21-9	.700	13-2	7-7	41-21	.661	28-5	10-15	3-1
Southern Miss	21-9	.700	11-4	10-5	45-19	.703	22-8	15-8	8-2
# TCU	19-11	.633	12-3	7-8	39-26	.600	20-9	12-14	7-3
Houston	19-11	.633	11-4	8-7	30-29	.508	19-12	9-13	2-4
Memphis	15-14	.517	10-4	5-10	29-28	.509	13-7	8-17	7-5
UAB	13-16	.448	5-10	8-6	30-29	.508	17-16	11-10	2-3
Louisville	13-17	.433	7-8	6-9	26-30	.464	17-17	8-11	1-2
USF	12-17	.414	9-9	3-8	31-24	.564	24-11	7-11	0-2
Charlotte	9-21	.300	4-11	5-10	20-32	.385	12-19	8-13	0-0
Cincinnati	6-24	.200	3-9	3-15	15-40	.273	3-9	11-31	1-1
Saint Louis	5-24	.172	3-11	2-13	14-41	.255	11-17	3-22	0-2

& Regular season champion #Tournament Champion



ANNUAL
STANDINGS

85

2007 C-USA BASEBALL

C-USA™



2003

&#	Team	C-USA				All Games				
		W-L	Pct.	H	A	W-L	Pct.	H	A	N
&	Southern Miss	23-7	.767	13-2	10-5	47-16	.746	26-7	16-8	5-1
	TCU	22-8	.733	10-5	12-3	35-22	.614	21-9	14-9	0-4
	Tulane	20-10	.667	14-1	6-9	44-19	.698	33-3	8-13	3-3
	Houston	18-12	.600	10-5	8-7	37-30	.552	18-8	15-15	4-7
	East Carolina	17-13	.567	10-5	7-8	34-27-1	.556	21-10	11-13-1	2-4
	USF	14-14	.500	7-7	7-7	31-27	.534	19-12	9-13	2-2
	Louisville	14-15	.483	7-8	7-7	34-23	.597	21-11	11-11	2-1
	Charlotte	11-15	.423	5-7	6-8	21-28	.429	12-11	9-15	0-2
	UAB	12-17	.414	10-5	2-12	27-26	.509	24-9	3-17	0-0
	Memphis	11-18	.379	8-7	3-11	21-33	.389	14-14	6-18	1-1
	Cincinnati	7-22	.241	3-11	4-11	15-39	.278	3-11	12-27	0-1
	Saint Louis	6-24	.200	4-11	2-13	18-32	.360	13-13	4-15	1-4

& Regular season champion #Tournament Champion

2002

&#	Team	C-USA				All Games				
		W-L	Pct.	H	A	W-L	Pct.	H	A	N
&	Houston	22-7	.759	12-3	10-4	48-17	.738	21-5	16-9	10-3
	Louisville	21-9	.700	12-3	9-6	39-18	.684	26-6	13-8	0-4
	TCU	19-11	.633	12-3	7-8	30-29	.508	16-6	8-14	6-9
	Southern Miss	18-11	.621	10-5	8-6	36-22	.621	24-9	9-11	3-2
	Tulane	17-13	.567	10-5	7-8	36-27	.571	21-10	10-12	4-5
#	East Carolina	16-13-1	.550	6-9	10-4-1	43-20-1	.680	23-10	14-10-1	6-0
	USF	16-14	.533	9-6	7-8	35-29	.547	16-10	14-15	5-4
	Saint Louis	11-17	.393	6-7	5-10	22-30	.423	12-13	10-14	0-3
	Cincinnati	11-18-1	.383	7-7-1	4-11	26-29-1	.473	16-10-1	10-19	0-0
	Memphis	10-20	.333	7-8	3-11	20-31	.392	11-13	8-16	1-2
	Charlotte	9-21	.300	5-10	4-11	19-35	.352	14-17	5-16	0-2
	UAB	7-23	.233	4-11	3-12	16-40	.286	12-19	4-19	0-2

& Regular season champion #Tournament Champion

2001

&#	Team	C-USA				All Games				
		W-L	Pct.	H	A	W-L	Pct.	H	A	N
&	Tulane	21-6	.778	12-3	9-3	56-13	.812	31-5	14-4	11-4
	Houston	20-7	.714	12-0	8-7	29-30	.492	16-11	11-14	2-5
	USF	16-11	.593	10-5	6-6	33-31	.516	17-13	9-14	7-4
	Cincinnati	16-11	.593	11-4	5-7	34-24	.586	20-7	13-15	1-2
	Memphis	13-14	.481	9-6	4-8	34-21	.586	21-10	8-11	5-3
	Louisville	13-14	.481	8-7	5-7	32-29	.525	23-11	8-16	1-2
	Southern Miss	11-16	.407	7-5	4-11	27-32	.458	16-13	8-17	3-2
	Charlotte	10-17	.370	5-7	5-10	24-31	.436	16-10	7-16	1-5
	Saint Louis	9-18	.333	6-6	3-12	21-32	.396	17-10	4-19	0-3
	UAB	8-21	.222	6-6	0-15	25-30	.455	20-12	5-18	0-0

& Regular season champion #Tournament Champion

2000

&#	Team	C-USA				All Games				
		W-L	Pct.	H	A	W-L	Pct.	H	A	N
&	Houston	21-4	.840	11-4	10-0	48-18	.727	23-12	20-5	4-1
	Tulane	20-6-1	.759	8-3-1	12-3	38-22-1	.631	19-7-1	14-9	5-6
	Southern Miss	15-10	.600	10-5	5-5	32-26	.552	23-10	8-12	0-2
	Charlotte	15-11	.577	9-5	6-6	32-25-1	.560	20-10	10-13-1	2-2
	USF	14-13	.519	5-7	9-6	29-29	.500	16-13	12-14	1-2
	Cincinnati	11-16	.407	5-7	6-9	35-25	.583	17-9	15-15	3-1
	UAB	10-15	.400	5-8	4-7	28-32	.467	17-13	9-16	2-2
	Louisville	10-16-1	.389	5-7	5-9-1	17-37-1	.318	10-16	7-19-1	0-1
	Memphis	8-18	.308	4-8	4-10	15-37	.288	11-13	4-19	0-5
	Saint Louis	6-21	.222	4-11	2-10	19-34	.358	10-14	9-18	0-2

Regular season champion &Tournament Champion

1999

	C-USA				All Games				
	W-L	Pct.	H	A	W-L	Pct.	H	A	N
# Houston	20-7	.741	10-2	10-5	40-24	.625	24-11	13-12	3-1
& Tulane	19-8	.704	12-3	7-5	48-17	.738	25-4	11-9	12-4
Southern Miss	18-9	.667	11-1	7-8	40-23	.635	27-3	7-16	6-4
Memphis	15-12	.555	10-5	5-7	28-26-1	.518	15-13	8-9-1	5-4
USF	15-12	.555	8-7	7-5	31-27	.534	17-13	13-12	1-2
Louisville	14-13	.519	7-8	7-5	37-19	.661	21-9	15-8	1-2
Charlotte	13-14	.481	6-6	7-8	26-26	.500	16-10	10-13	0-3
Cincinnati	9-18	.333	5-10	4-8	30-29	.508	16-13	12-13	2-3
UAB	7-20	.259	5-7	2-13	22-31	.415	15-12	6-18	1-1
Saint Louis	5-22	.185	2-10	3-12	19-39	.328	9-14	6-23	4-2

Regular Season Champion & Tournament Champion

1998

	C-USA				All Games				
	W-L	Pct.	H	A	W-L	Pct.	H	A	N
#& Tulane	22-5	.815	10-2	12-3	48-15	.762	23-4	18-6	7-5
Houston	21-6	.778	13-2	8-4	34-25	.576	23-11	10-11	1-3
Charlotte	19-8	.704	11-4	8-4	43-19	.694	29-8	11-9	3-2
UAB	15-12	.556	8-7	7-5	29-24	.547	16-9	11-12	2-2
Louisville	14-13	.519	5-7	9-6	31-24	.564	15-15	13-7	3-2
Southern Miss	12-15	.444	7-8	5-7	30-28	.517	19-13	8-11	3-4
Memphis	12-15	.444	5-10	7-5	24-31	.436	12-12	8-16	4-3
USF	9-18	.333	4-8	5-10	21-36	.368	11-14	8-17	2-5
Saint Louis	4-20	.167	4-11	0-9	10-38	.208	6-15	3-21	1-2
Cincinnati	4-20	.167	1-8	3-12	15-38	.283	7-9	8-28	0-1

Regular Season Champion & Tournament Champion

1997

	C-USA				All Games				
	W-L	Pct.	H	A	W-L	Pct.	H	A	N
# Tulane	19-7	.731	11-3	8-4	40-21	.656	27-12	11-8	2-1
& Houston	19-8	.704	9-3	10-5	40-23	.635	21-8	15-12	4-3
USF	18-8	.692	13-2	5-6	39-24	.619	23-6	10-13	6-5
Southern Miss	16-10	.615	8-4	8-6	34-23	.607	23-8	9-13	2-2
Charlotte	14-12	.538	8-3	6-9	30-26-1	.546	18-10	10-14	2-2-1
UAB	14-13	.519	9-3	5-10	31-29	.517	17-10	8-16	5-3
Louisville	11-15	.423	5-9	6-6	23-32	.418	14-13	9-16	0-3
Memphis	9-17	.346	8-7	1-10	20-31	.392	16-13	3-17	1-1
Saint Louis	8-19	.296	5-7	3-12	21-30	.412	14-13	6-15	1-1
Cincinnati	4-23	.148	2-13	2-10	12-46	.207	7-23	4-20	1-3

Regular Season Champion & Tournament Champion

1996

	C-USA				All Games				
	W-L	Pct.	H	A	W-L	Pct.	H	A	N
# USF	20-4	.833	10-2	10-2	47-19	.712	27-6	14-10	6-3
& Tulane	18-6	.750	9-3	9-3	43-20	.683	24-8	14-9	5-3
Southern Miss	14-10	.583	9-3	5-7	32-28	.533	26-13	6-13	0-3
UAB	13-11	.542	5-7	8-4	33-25	.569	16-14	15-8	2-3
Charlotte	11-13	.458	8-4	3-9	29-30	.492	23-11	4-17	2-2
Memphis	9-11	.450	4-8	5-3	26-28	.481	14-13	9-13	3-2
Saint Louis	9-12	.429	5-5	4-7	25-24	.510	13-6	11-17	1-1
Louisville	6-15	.286	5-6	1-9	18-36	.333	12-13	4-19	2-4
Cincinnati	1-19	.050	0-8	1-11	5-34	.128	3-15	2-18	0-1

Regular Season Champion & Tournament Champion

ANNUAL
STANDINGS

87

2007 C-USA BASEBALL

C-USATM

INDIVIDUAL - ALL GAMES

BATTING

BATTING AVERAGE

2006	Adam Amar, MEM	.395
2005	Brian Cavanaugh, ECU	.382
2004	Jarrett Hoffpauir, USM	.405
2003	Michael Aubrey, TLN	.420
2002	Terry Trofholz, TCU	.441
2001	Kevin Youkilis, CIN	.405
2000	Jake Gautreau, TLN	.388
1999	Michael Artman, USM	.408
1998	Bo Robinson, CHA	.424
1997	Goefrey Tomlinson, HOU	.427
1996	Joey Anderson, CHA	.401

OFFICIAL AT BATS

2006	Greg Buchanan, RICE	295
2005	Tommy Manzella, TLN	288
2004	Matt Shepherd, USM	275
2003	Tony Giarratano, TLN	274
2002	Mike Macaluso, USF	268
2001	Andy Cannizaro, TLN	299
2000	Brandon Caraway, HOU	277
1999	James Jurries, TLN	278
1998	Brian Hughes, TLN	273
1997	Mike Pilger, USF	272
1996	Chris Heintz, USF	265

RUNS SCORED

2006	Tyler Henley, RICE	74
2005	Nathan Southard, TLN	80
2004	Matt Shepherd, USM	74
2003	Jonny Kaplan, TLN	76
2002	James Jurries, TLN	77
2001	Jake Gautreau, TLN	82
2000	Kevin Youkilis, CIN	75
1999	James Jurries, TLN	90
1998	Jason Sparks, TLN	84
	Joey Hammond, CHA	84
	Gerald Parr, CHA	84
1997	Ross Gload, USF	85
1996	Gio Cafaro, USF	86

HITS

2006	Greg Buchanan, RICE	102
2005	Tommy Manzella, TLN	100
2004	Jarrett Hoffpauir, USM	109
2003	Michael Aubrey, TLN	102
2002	Darryl Lawhorn, ECU	104
2001	Andy Cannizaro, TLN	118
2000	Jake Gautreau, TLN	95
1999	Michael Artman, USM	105
1998	Bo Robinson, CHA	106
1997	Dustin Carr, HOU	108
1996	Chris Heintz, USF	106

RUNS BATTED IN

2006	Brendan Murphy, MAR	70
	Marc Maddox, USM	70
2005	Brad Willcutt, USM	82
2004	Jarrett Hoffpauir, USM	92
2003	Michael Aubrey, TLN	79
2002	James Jurries, TLN	74
2001	Jake Gautreau, TLN	96
2000	Jake Gautreau, TLN	68
1999	Chad Sutter, TLN	87
1998	Bo Robinson, CHA	100
1997	Ross Gload, USF	80
1996	Chris Heintz, USF	95

DOUBLES

2006	Tyler Henley, RICE	26
2005	Jeff Baisley, USF	26
2004	Ryan Norwood, ECU	34
2003	Clint King, USM	23
2002	Myron Leslie, USF	19
	Clint Stoy, USM	19
	Allen Wittingham, USM	19
2001	Andy Cannizaro, TLN	34
2000	Aaron Melebeck, HOU	24
1999	Tyson Schweitzer, HOU	24
1998	Bo Robinson, CHA	32
1997	Dustin Carr, HOU	32
1996	Jason Fitzgerald, TLN	28

TRIPLES

2006	Tyler Henley, RICE	7
2005	Cory Lane, CHA	11
2004	Matt Shepherd, USM	6
2003	Chris Meeks, TCU	7
2002	Mike Barclay, USF	7
2001	Bill Gatti, Jr., LOU	6
	Paul Reuer, MEM	6
2000	Eric Lee, HOU	5
1999	Doug Lorenz, LOU	7
	Bubba Pfister, CHA	7
1998	Doug Lorenz, LOU	7
1997	Brett Bredensteiner, SLU	6
1996	B.J. Huff, UAB	11

HOME RUNS

2006	Mark Hamilton, TLN	20
2005	Micah Owings, TLN	18
2004	Ryan Frith, USM	22
2003	Jeff Cook, USM	23
	Clint King, USM	23
2002	James Jurries, TLN	20
2001	Jake Gautreau, TLN	21
2000	Kevin Youkilis, CIN	19
1999	Chad Sutter, TLN	23
1998	Jason Sparks, TLN	30
1997	Chad Sutter, TLN	23
1996	Ross Gload, USF	21

TOTAL BASES

2006	Tyler Henley, RICE	156
2005	Micah Owings, TLN	159
2004	Ryan Jones, ECU	177
2003	Clint King, USM	196
2002	James Jurries, TLN	180
2001	Jake Gautreau, TLN	191
2000	Jake Gautreau, TLN	167
1999	James Jurries, TLN	194
1998	James Matan, CHA	209
1997	Goefrey Tomlinson, HOU	189
1996	Chris Heintz, USF	183

STOLEN BASES

2006	K.F. Chalmers, MEM	39
2005	Boomer Whiting, LOU	26
2004	Ramon Moses, TCU	23
2003	Jonny Kaplan, TLN	48
2002	Michael Bourn, HOU	32
2001	Andy Cannizaro, TLN	52
2000	Will Smith, UAB	55
1999	Andy Cannizaro, TLN	31
1998	Gerald Parr, CHA	41
1997	Shaun Skrehot, HOU	41
1996	Gio Cafaro, USF	50

WALKS

2006	Cat Everett, TLN	53
2005	Matt Barket, TLN	52
2004	Ryan Jones, ECU	43
2003	Myron Leslie, USF	48
2002	Myron Leslie, USF	44
2001	Kevin Youkilis, CIN	59
2000	Kevin Youkilis, CIN	63
1999	Craig Tewes, CIN	61
1998	Gerald Parr, CHA	64
1997	Craig Brown, TLN	54
1996	Ross Gload, USF	68

STRIKEOUTS

2006	Bryan Tully, HOU	55
2005	Patrick Hope, MEM	63
2004	Ryan Frith, USM	73
2003	Matt Womble, UAB	59
2002	Matt Womble, UAB	68
2001	Mitch Jones, UAB	59
	Kevin Wilson, CIN	59
2000	Dan DeMent, UAB	68
1999	Jake Burnham, TLN	65
1998	Jason Hill, CHA	65
1997	Jud McMillin, CIN	59
	Jeff Bell, UAB	59
1996	Jeff Bell, UAB	65

SLUGGING PERCENTAGE

2006	Matt Weston, HOU	.657
2005	Micah Owings, TLN	.733
2004	Ryan Jones, ECU	.823
2003	Clint King, USM	.772
2002	James Jurries, TLN	.750
2001	Daniel Uggla, MEM	.790
2000	Kevin Youkilis, CIN	.717
1999	J.P. Woodward, HOU	.734
1998	Jason Sparks, TLN	.846
1997	Goefrey Tomlinson, HOU	.762
1996	Ross Gload, USF	.712

ON-BASE PERCENTAGE

2006	Rich Russell, MAR	.513
2005	Scott Madden, TLN	.482
2004	Ryan Jones, ECU	.511
2003	Michael Aubrey, TLN	.505
2002	Darryl Lawhorn, ECU	.500
2001	Kevin Youkilis, CIN	.549
2000	Kevin Youkilis, CIN	.507
1999	Craig Tewes, CIN	.511
1998	Bo Robinson, CHA	.510
1997	Ross Gload, USF	.493
1996	Joey Anderson, CHA	.511

SACRIFICE HITS

2006	Dale Mollenhauer, ECU	13
	Alex Bryant, CHA	14
	Chris Lane, CHA	14
2004	Billy Richardson, ECU	14
2003	Drew Goneke, UAB	13
2002	Terry Trofholz, TCU	7
2001	Keith Barnes, UAB	13
2000	Keith Barnes, UAB	15
1999	Lee Jolly, UAB	9
	Kevin Wilson, CIN	9
	Eric Lee, HOU	9
	Kris Wilken, HOU	9
	Brian Haddock, SLU	9
1998	Will Smith, UAB	11
1997	Gerald Parr, CHA	12
1996	Kelly Ray, UAB	10
	Mike Huelsmann, SLU	10

SACRIFICE FLIES

2006	Jake Smith, ECU	8
	Josh Rodriguez, RICE	8
2005	J.T. LaFountain, LOU	8
2004	Jarrett Hoffpauir, USM	12
2003	J.T. LaFountain, LOU	7
	Kyle Leon, UAB	7
	Jarrett Hoffpauir, USM	7
2002	Michael Aubrey, TLN	7
	Jeff Baisley, USF	7
	Mike Budak, USF	7
	Chris Snyder, HOU	7
	Brad Willcutt, USM	7
2001	Mike Budak, LOU	8
	Jim Bredenkoetter, SLU	8
	Jake Gautreau, TLN	8
	Matt Groff, TLN	8
2000	Kris Wilken, HOU	8
1999	Jason Sparks, TLN	8
1998	Jayne Sperring, HOU	8
1997	Jason Schreiber, HOU	6
	Ross Gload, USF	6
1996	Chris Heintz, USF	14

HIT BY PITCH

2006	Aaron Luna, RICE	25
2005	Bryan Hierlmeier, USF	22
2004	Chad Huffman, TCU	22
2003	Mark Muscenti, CIN	18
2002	Giff Israel, USM	19
2001	Brad Erwin, CHA	15
2000	Keith Barnes, UAB	20
1999	Daniel Boyd, USF	18
1998	Jason Sparks, TLN	20
1997	Craig House, MEM	17
1996	Adam Gabris, SLU	12
	Scott Wilson, TLN	12



PITCHING

MOST WINS

2006	Eddie Degerman, RICE	13
2005	Lance Broadway, TCU	15
2004	Greg Bunn, ECU	10
	Anthony DeWitt, USM	10
2003	David Austen, USF	11
2002	Brad Sullivan, HOU	13
2001	John Maine, CHA	12
2000	Kyle Crowell, HOU	13
1999	Jared Berkowitz, TLN	13
1998	Josh Bobbitt, TLN	13
1997	Jason Navarro, TLN	12
1996	Scott Glaser, USF	12

EARNED RUN AVERAGE SEASON (min. 1.0 IP per team game)

2006	Brad Lincoln, HOU	1.69
2005	Lance Broadway, TCU	1.62
2004	Greg Bunn, ECU	2.70
2003	Carlos Fernandez, LOU	1.21
2002	Brad Sullivan, HOU	1.82
2001	Chad Rogers, USM	3.28
2000	Shane Nance, HOU	2.31
1999	Brandon Belanger, TLN	2.45
1998	Raul Echeverez, TLN	2.78
1997	Jason Navarro, TLN	3.30
1996	Jason Navarro, TLN	2.00

INNINGS PITCHED

2006	Eddie Degerman, RICE	130.2
2005	Brian Bogusevic, TLN	150.1
2004	Brian Bogusevic, TLN	111.2
2003	Brad Sullivan, HOU	123.2
2002	Brad Sullivan, HOU	128.2
2001	John Maine, CHA	134.1
2000	Kyle Crowell, HOU	138.1
1999	Henry Bonilla, TLN	124.0
1998	Josh Bobbitt, TLN	116.2
1997	Scott Glaser, USF	125.2
1996	Jesse Summey, CHA	123.1

FEWEST HITS (1.0 IP per team game)

2006	Cole St.Clair, RICE	39
2005	Scott Jenkins, LOU	62
2004	Cliff Russum, USM	58
2003	Ryan Wagner, HOU	39
2002	Nate Bouldin, CIN	50
2001	Layne Dawson, MEM	51
2000	Henry Castor, MEM	51
1999	Ryan Baker, CHA	51
1998	Tighe Dickinson, UAB	57
1997	Chad Harville, MEM	71
1996	Chad Harville, MEM	44

MOST STRIKEOUTS

2006	Eddie Degerman, RICE	172
2005	Lance Broadway, TCU	151
2004	Greg Bunn, ECU	117
2003	Brad Sullivan, HOU	154
2002	Brad Sullivan, HOU	157
2001	John Maine, CHA	144
2000	Kyle Crowell, HOU	117
1999	Henry Bonilla, TLN	131
1998	John McKay, CHA	138
1997	Chad Harville, MEM	136
1996	Jack Cressend, TLN	123

SAVES

2006	Daniel Latham, TLN	14
2005	Daniel Latham, TLN	13
2004	Robbie Findlay, TCU	11
2003	Ryan Wagner, HOU	15
2002	Jesse Crain, HOU	10
2001	Josh Ring, HOU	10
2000	John McKay, CHA	11
1999	Brandon Belanger, TLN	16
1998	Todd Faithel, LOU	10
1997	Luis Ramos, USF	8
	Chris Mason, UAB	8
1996	Chad Harville, MEM	8

APPEARANCES

2006	Cole St.Clair, RICE	37
2005	Eric Roberts, UAB	32
2004	Eric Roberts, UAB	37
2003	Joey Charron, TLN	39
	Joey Livingston, USF	39
2002	Joey Livingston, USF	41

2001	Curtus Moak, CIN	37
2000	Danny Stout, USM	33
1999	Brandon Belanger, TLN	41
1998	Todd Ardoin, TLN	32
	Paul Giambalvo, USF	32
1997	Tyler Kee, USM	31
	Chris Mason, UAB	31
1996	Steven Boyles, USF	40

GAMES STARTED

2006	Eddie Degerman, RICE	19
2005	Brian Bogusevic, TLN	19
	Micah Owings, TLN	19
2004	Clayton Jerome, TCU	18
2003	David Austen, USF	19
	Zach Jackson, LOU	19
	Brad Sullivan, HOU	19
	Brad Sullivan, HOU	18
2002	John Maine, CHA	20
2001	Kyle Crowell, HOU	19
1999	Shane Nance, HOU	19
1998	John McKay, CHA	18
1997	Scott Glaser, USF	20
1996	Mark Roberts, USF	18

OPPOSING BATTING AVERAGE

2006	Cole St.Clair, RICE	.151
2005	Lance Broadway, TCU	.191
2004	Greg Bunn, ECU	.191
2003	Ryan Wagner, HOU	.147
2002	Brad Sullivan, HOU	.177
2001	Layne Dawson, MEM	.217
2000	Kyle Crowell, HOU	.223
1999	Kyle Crowell, HOU	.210
1998	Shane Nance, HOU	.223
1997	Chad Harville, MEM	.192
1996	Brandon Parker, USM	.213

FIELDING

PUTOUTS

2006	Mark Hamilton, TLN	556
2005	Greg Dini, TLN	547
2004	Marc Maddox, USM	538
2003	Michael Aubrey, TLN	582
2002	Chris Snyder, HOU	515
2001	Mike Ellward, USF	582
2000	J.P. Woodward, HOU	598
1999	Brian Haddock, SLU	531
1998	Doug Lorenz, LOU	546
1997	Ross Gload, USF	549
1996	Ross Gload, USF	596

ASSISTS

2006	Ryan Mercalf, UAB	215
2005	Seth Rollin, UAB	199
2004	Jarrett Hoffmaur, USM	201
2003	Luke Shepherd, USM	207
2002	Luke Cherry, ECU	208
2001	Adam Haley, LOU	193
2000	Aaron Melebeck, HOU	215
1999	Eric McMaster, USM	219
1998	Travis Kahoali, LOU	205
1997	Jared Martin, USM	219
1996	Joey Hammond, CHA	213

ERRORS

2006	Brian Dozier, USM	22
2005	Patrick Hope, MEM	25
2004	Josh Miljavac, UAB	25
2003	Myron Leslie, USF	24
2002	Myron Leslie, USF	26
2001	Myron Leslie, USF	25
2000	Johnny Raburn, USF	28
1999	Corey Reimers, UAB	34
1998	Ryan Hirsch, SLU	29
1997	Michael Johns, TLN	28
1996	Jason Dellaero, USF	29

TEAM - ALL GAMES

MOST WINS

2006	Rice	57
2005	Tulane	56
2004	East Carolina	51
2003	Southern Miss	47
2002	Houston	48

2001	Tulane	56
2000	Houston	48
1999	Tulane	48
1998	Tulane	48
1997	Tulane	40
	Houston	40
1996	USF	47

MOST GAMES PLAYED

2006	Rice (57-13)	70
2005	Tulane (56-12)	68
2004	TCU (39-26)	65
2003	Houston (37-30)	67
2002	Houston (48-17)	65
2001	Tulane (56-13)	69
2000	Houston (48-18)	66
1999	Tulane (47-17)	65
1998	Tulane (48-15)	63
1997	Houston (40-23)	63
	USF (39-24)	63
1996	USF (47-19)	66

BATTING

BATTING AVERAGE

2006	Memphis	.315
	Rice	.315
2005	Tulane	.318
2004	East Carolina	.318
2003	Southern Miss	.319
2002	Houston	.310
2001	Tulane .338	
2000	Tulane	.312
1999	Tulane	.326
1998	Tulane	.340
1997	USF	.329
1996	USF	.325

OFFICIAL AT-BATS

2006	Rice (70 games)	2372
2005	Tulane (68 games)	2338
2004	Southern Miss (64 games)	2278
2003	Houston (67 games)	2272
2002	USF (64 games)	2286
2001	Tulane (69 games)	2499
2000	Houston (66 games)	2310
1999	Houston (64 games)	2325
1998	Tulane (63 games)	2256
1997	USF (63 games)	2383
1996	USF (66 games)	2448

RUNS SCORED

2006	Rice (70 games)	523
2005	Tulane (68 games)	541
2004	East Carolina (64 games)	513
2003	Southern Miss (63 games)	497
2002	USF (64 games)	472
2001	Tulane (69 games)	639
2000	Houston (66 games)	484
1999	Tulane (65 games)	568
1998	Tulane (63 games)	593
1997	USF (63 games)	532
1996	USF (66 games)	586

HITS

2006	Rice (70 games)	748
2005	Tulane (68 games)	743
2004	East Carolina (64 games)	725
2003	Southern Miss (63 games)	712
2002	Houston (65 games)	693
2001	Tulane (69 games)	844
2000	Houston (66 games)	703
1999	Tulane (65 games)	754
1998	Tulane (63 games)	766
1997	USF (63 games)	783
1996	USF (66 games)	792

RUNS BATTED IN

2006	Rice (70 games)	485
2005	Tulane (68 games)	504
2004	East Carolina (64 games)	481
2003	Southern Miss (63 games)	455
2002	USF (64 games)	424
2001	Tulane (69 games)	587
2000	Houston (66 games)	445
1999	Tulane (65 games)	520
1998	Tulane (63 games)	536
1997	USF (63 games)	468
1996	USF (66 games)	457

ANNUAL LEADERS

89

2007 C. USA BASEBALL





ANNUAL LEADERS

90

2007 C USA BASEBALL

DOUBLES

2006	Rice (70 games)	162
2005	Tulane (68 games)	164
2004	East Carolina (64 games)	153
2003	Southern Miss (63 games)	142
2002	Southern Miss (58 games)	128
	Tulane (58 games)	128
2001	TLNane (69 games)	149
2000	Houston (66 games)	157
1999	Houston (64 games)	140
1998	TLNane (63 games)	168
1997	Houston (63 games)	147
1996	USF (66 games)	149

TRIPLES

2006	Rice (70 games)	23
2005	Charlotte (54 games)	29
2004	Southern Miss (64 games)	19
2003	Louisville (57 games)	22
2002	TCU (59 games)	21
2001	Charlotte (55 games)	18
	Memphis (58 games)	18
	Tulane (69 games)	18
2000	Houston (66 games)	16
1999	Louisville (56 games)	25
1998	Louisville (56 games)	28
1997	USF (63 games)	23
1996	USF (66 games)	27

HOME RUNS

2006	Southern Miss (62 games)	81
2005	Tulane (68 games)	84
2004	East Carolina (64 games)	100
2003	Southern Miss (63 games)	89
2002	Cincinnati (56 games)	74
2001	Cincinnati (58 games)	86
2000	Houston (66 games)	75
	Cincinnati (60 games)	75
1999	Tulane (65 games)	128
1998	Tulane (63 games)	105
1997	Southern Miss (57 games)	95
1996	USF (66 games)	91

STOLEN BASES

2006	Houston (86 games)	86
2005	Charlotte (54 games)	91
2004	East Carolina (64 games)	85
2003	Tulane (63 games)	116
2002	Tulane (63 games)	116
2001	Tulane (69 games)	146
2000	UAB (60 games)	164
1999	Houston (64 games)	111
1998	Charlotte (62 games)	115
1997	Houston (63 games)	152
1996	Charlotte (59 games)	137

TOTAL BASES

2006	Rice (70 games)	1196
2005	Tulane (68 games)	1177
2004	East Carolina (64 games)	1200
2003	Southern Miss (63 games)	1151
2002	Tulane (63 games)	1029
2001	Tulane (69 games)	1263
2000	Houston (66 games)	1117
1999	Tulane (67 games)	1297
1998	Tulane (63 games)	1269
1997	USF (63 games)	1186
1996	USF (66 games)	1268

WALKS

2006	Tulane (64 games)	311
2005	Tulane (68 games)	331
2004	Southern Miss (64 games)	263
2003	Southern Miss (63 games)	255
2002	USF (64 games)	273
2001	Cincinnati (58 games)	319
2000	Cincinnati (60 games)	314
1999	Louisville (56 games)	321
1998	Charlotte (62 games)	323
1997	Tulane (61 games)	309
1996	USF (66 games)	340

STRIKEOUTS

2006	Rice (70 games)	439
2005	Memphis (55 games)	460
2004	Saint Louis (55 games)	440
2003	Memphis (54 games)	450
2002	Memphis (51 games)	468
2001	Memphis (58 games)	500

2000	UAB (60 games)	483
1999	Charlotte (52 games)	436
1998	Memphis (55 games)	433
1997	Cincinnati (58 games)	445
1996	USF (66 games)	477

SLUGGING PERCENTAGE

2006	Rice	.504
2005	Tulane	.503
2004	East Carolina	.527
2003	Southern Miss	.516
2002	Louisville	.476
2001	Tulane	.505
2000	Houston .484	
1999	Tulane	.561
1998	Tulane	.563
1997	Southern Miss	.522
1996	USF	.518

ON-BASE PERCENTAGE

2006	Southern Miss	.409
2005	Tulane	.413
2004	East Carolina	.398
2003	Southern Miss	.396
2002	Southern Miss	.397
2001	Tulane	.419
2000	USF	.400
1999	Saint Louis	.410
1998	Tulane	.433
1997	USF	.400
1996	USF	.409

HIT BY PITCH

2006	Rice	112
2005	Louisville	74
2004	TCU	88
2003	Louisville	75
2002	Southern Miss	79
2001	Louisville	77
2000	Charlotte	91
1999	Southern Miss	67
1998	Tulane	81
1997	Southern Miss	87
1996	Southern Miss	55

PITCHING

EARNED RUN AVERAGE

2006	Rice	3.16
2005	Tulane	3.84
2004	East Carolina	3.77
2003	Southern Miss	3.45
2002	Houston	3.20
2001	UAB	4.36
2000	Houston	3.58
1999	Tulane	4.60
1998	Tulane	4.07
1997	Tulane	4.05
1996	USF	3.99

INNINGS PITCHED

2006	Rice (70 games)	618.2
2005	Tulane (68 games)	617.0
2004	TCU (65 games)	567.2
2003	Houston (67 games)	598.1
2002	Houston (65 games)	574.1
2001	Tulane (69 games)	619.0
2000	Houston (66 games)	597.2
1999	Houston (64 games)	584.2
1998	Tulane (63 games)	547.2
1997	USF (63 games)	561.1
1996	USF (66 games)	589.1

SAVES

2006	Rice (70 games)	22
2005	Tulane (68 games)	22
2004	East Carolina (64 games)	16
2003	Southern Miss (67 games)	19
2002	East Carolina (64 games)	18
2001	Memphis (58 games)	15
2000	Cincinnati (60 games)	16
1999	Tulane (65 games)	18
1998	Charlotte (62 games)	13
1997	Houston (63 games)	14
1996	USF (66 games)	13
	Tulane (63 games)	13

BATTERS STRUCK OUT

2006	Rice (70 games)	653
2005	Tulane (68 games)	579
2004	East Carolina (64 games)	481
2003	Houston (67 games)	605
2002	Houston (65 games)	548
2001	Tulane (67 games)	493
2000	Tulane (61 games)	459
1999	Tulane (65 games)	478
1998	Charlotte (62 games)	506
1997	Tulane (61 games)	520
1996	Tulane (63 games)	569

OPPOSING BATTING AVERAGE

2006	Rice (70 games)	.228
2005	TCU (61 games)	.251
2004	East Carolina (64 games)	.248
2003	Houston (67 games)	.242
2002	Houston (65 games)	.231
2001	UAB (55 games)	.264
2000	Houston (66 games)	.264
1999	Houston (64 games)	.271
1998	Tulane (63 games)	.267
1997	USF (66 games)	.263
1996	Southern Miss (60 games)	.263
	Memphis (51 games)	.263

FIELDING

FIELDING PERCENTAGE

2006	Tulane (64 games)	.978
2005	Tulane (68 games)	.973
2004	East Carolina (64 games)	.975
2003	Tulane (67 games)	.973
2002	Louisville (57 games)	.971
2001	Louisville (61 games)	.972
2000	Houston (66 games)	.977
1999	Houston (64 games)	.969
1998	Charlotte (62 games)	.964
1997	Houston (63 games)	.963
1996	Tulane (63 games)	.971

PUTOUTS

2006	Rice (70 games)	1856
2005	Tulane (68 games)	1806
2004	TCU (65 games)	1703
2003	Houston (67 games)	1795
2002	Houston (65 games)	1723
2001	Tulane (69 games)	1857
2000	Houston (66 games)	1793
1999	Houston (64 games)	1754
1998	Tulane (63 games)	1643
1997	USF (63 games)	1684
1996	USF (66 games)	1768

ASSISTS

2006	Rice (70 games)	773
2005	USF (64 games)	674
2004	Southern Miss (64 games)	682
2003	Houston (67 games)	730
2002	East Carolina (64 games)	732
2001	USF (64 games)	741
2000	Houston (66 games)	727
1999	Southern Miss (63 games)	780
1998	Southern Miss (58 games)	719
1997	USF (63 games)	749
1996	USF (66 games)	728

ERRORS

2006	Memphis (60 games)	98
2005	Memphis (54 games)	111
2004	UAB (59 games)	98
2003	USF (58 games)	92
2002	UAB (56 games)	110
2001	USF (64 games)	114
2000	USF (68 games)	107
1999	UAB (53 games)	125
1998	Saint Louis (48 games)	127
1997	Cincinnati (58 games)	108
	USF (63 games)	108
	UAB (60 games)	108
1996	Southern Miss (60 games)	112



INDIVIDUAL - C-USA GAMES

BATTING

BATTING AVERAGE

2006	Brian Friday, RICE	.467
2005	Travis Tully, HOU	.430
2004	Ryan Norwood, ECU	.432
2003	Ron Braun, LOU	.444
2002	Terry Trofholz, TCU	.444
2001	Andy Cannizaro, TLN	.404
2000	James Jurries, TLN	.446
1999	Jarrold Bitter, HOU	.476
1998	Shayne Carnes, UAB	.445
1997	Goefrey Tomlinson, HOU	.451
1996	Brian Hughes, TLN	.424

OFFICIAL AT BATS

2006	Will Petersen, MEM	107
2005	Stuart Musslewhite, TCU	133
2004	Jamie Paige, ECU	142
2003	Jake Duncan, TCU	133
2002	Jeff Cook, USM	129
2001	George Sandel, CHA	119
	Brett Clark, CIN	119
2000	Ryan Minges, CIN	118
	Chris Cuccia, USF	118
	Andy Cannizaro, TLN	118
1999	Brandon Caraway, HOU	118
1998	Brian Hughes, TLN	118
	Travis Kahoalii, LOU	118
	Jason Hill, CHA	118
1997	Dan Harness, UAB	121
1996	B.J. Huff, UAB	107

RUNS SCORED

2006	Adam Amar, MEM	38
2005	Nathan Southard, TLN	40
2004	Ryan Jones, ECU	46
2003	Jonny Kaplan, TLN	40
2002	James Jurries, TLN	46
2001	Jon Kaplan, TLN	38
2000	James Jurries, TLN	40
1999	James Jurries, TLN	42
1998	Brandon Caraway, HOU	42
1997	Ross Gload, USF	43
1996	Ross Gload, USF	32

HITS

2006	Adam Amar, MEM	45
2005	Travis Tully, HOU	52
2004	Jamie Paige, ECU	57
2003	Jonny Kaplan, TLN	49
2002	Terry Trofholz, TCU	52
2001	Andy Cannizaro, TLN	46
2000	Jake Gautreau, TLN	50
1999	Michael Artman, LOU	50
1998	Shayne Carnes, UAB	49
1997	Dustin Carr, HOU	49
1996	Brian Hughes, TLN	39

RUNS BATTED IN

2006	Adam Amar, MEM	38
2005	Brad Willcutt, USM	54
2004	Ryan Jones, ECU	40
2003	Michael Aubrey, TLN	42
2002	James Jurries, TLN	44
2001	Jake Gautreau, TLN	46
2000	Jake Gautreau, TLN	38
1999	Matt Singer, CIN	40
1998	Bo Robinson, CHA	50
1997	Ross Gload, USF	43
1996	Chris Heintz, USF	46

DOUBLES

2006	Tyler Henley, RICE	12
2005	Brad Willcutt, USM	15
	Brad Emaus, TLN	15
2004	Ryan Norwood, ECU	21
2003	Stuart Musslewhite, HOU	13
	Mike Settle, TCU	13
2002	Clint Stoy, USM	14
2001	Andy Cannizaro, TLN	19
2000	Jake Gautreau, TLN	12
	Steve Shirley, TLN	12
1999	Key Voshell, LOU	13

1998	Jason Hill, CHA	16
1997	Goefrey Tomlinson, HOU	16
1996	B.J. Huff, UAB	9

TRIPLES

2006	Beau Davis, USM	4
2005	Corey Lane, CHA	7
2004	Brian Hierlmeier, USF	3
2003	Chris Meeks, TCU	6
2002	Mike Barclay, USF	6
2001	Paul Reuer, MEM	4
2000	Mitch Jones, UAB	3
1999	Anthony Snowell, CIN	4
	Bubba Pfister, CHA	4
1998	Shaun Skrehot, HOU	3
	Doug Lorenz, LOU	3
1997	Mike Diaz, USF	4
1996	Kyle Logan, USM	3

HOME RUNS

2006	Matt Weston, HOU	12
2005	Brad Willcutt, USM	12
2004	Trevor Lawhorn, ECU	14
2003	Jeff Cook, USM	13
	Clint King, USM	13
2002	James Jurries, TLN	14
2001	Jake Gautreau, TLN	14
2000	Kevin Youkilis, CIN	11
	Jake Gautreau, TLN	11
	James Jurries, TLN	11
1999	Jason Sparks, TLN	11
1998	James Matan, CHA	11
	Bo Robinson, CHA	11
1997	Jeff Bell, UAB	11
1996	Jay Jones, UAB	9

TOTAL BASES

2006	Brian Friday, RICE	77
2005	Brad Willcutt, USM	97
2004	Ryan Jones, ECU	103
2003	Clint King, USM	95
2002	James Jurries, TLN	96
2001	Jake Gautreau, TLN	83
2000	Jake Gautreau, TLN	97
1999	James Jurries, TLN	86
1998	Bo Robinson, CHA	98
1997	Ross Gload, USF	85
1996	Jay Jones, UAB	73

STOLEN BASES

2006	K.K. Chalmers, MEM	17
2005	K.K. Chalmers, MEM	11
	Mike Ambrose, CHA	11
2004	Ramon Moses, TCU	14
2003	Jonny Kaplan, TLN	25
2002	Michael Bourn, HOU	21
2001	Andy Cannizaro, TLN	19
2000	Will Smith, UAB	18
1999	Eric Lee, HOU	14
1998	Brian Hughes, TLN	19
1997	Goefrey Tomlinson, HOU	14
1996	Gio Cafaro, USF	24

WALKS

2006	Mark Hamilton, TLN	22
2005	Drew Costanzo, ECU	25
2004	Jamie Rusco, CHA	14
2003	Myron Leslie, USF	23
2002	Michael Bourn, HOU	27
2001	Craig Tewes, CIN	24
	Daniel Uggla, MEM	24
2000	Johnny Raburn, USF	30
1999	Doug Lorenz, LOU	26
1998	Mike Pursell, TLN	26
1997	Brian Hughes, TLN	25
1996	Ross Gload, USF	31

STRIKEOUTS

2006	Roddy Stieger, MAR	31
2005	Patrick Hope, MEM	36
2004	Isaiah Howes, LOU	35
2003	Don Rogers, SLU	33
2002	Matt Womble, UAB	43
2001	Barrett Smith, MEM	33
2000	Brent Laircey, UAB	37
1999	Kirby Southerland, CHA	34
1998	Tim Harper, LOU	29
	Jason Hill, UNCC	29
	Jason Sparks, TLN	29

1997	Jeff Bell, UAB	32
1996	Jeff Bell, UAB	32

SLUGGING PERCENTAGE

2006	Matt Weston, HOU	.949
2005	Brad Willcutt, USM	.802
2004	Ryan Jones, ECU	.837
2003	Clint King, USM	.766
2002	James Jurries, TLN	.850
2001	Jake Gautreau, TLN	.781
2000	James Jurries, TLN	.901
1999	J.P. Woodward, HOU	.809
1998	Shayne Carnes, UAB	.864
1997	Ross Gload, USF	.825
1996	Ross Gload, USF	.758

ON-BASE PERCENTAGE

2006	Brian Friday, RICE	.545
2005	Shelby Ford, TCU	.504
2004	Jamie Rusco, CHA	.504
2003	Ron Braun, LOU	.522
2002	James Jurries, TLN	.514
2001	Daniel Uggla, MEM	.516
2000	James Jurries, TLN	.562
1999	Jarrold Bitter, HOU	.552
1998	Shayne Carnes, UAB	.523
1997	Goefrey Tomlinson, HOU	.541
1996	Ross Gload, USF	.553

HIT BY PITCH

2006	Aaron Luna, RICE	9
	Kevin Coker, USM	9
2005	J.J. Estrada, TCU	11
	Shelby Ford, TCU	11
	Bryan Hierlmeier, USF	11
2004	Mark Muscenti, CIN	14
2003	Griff Israel, USM	7
	J.T. LaFountain, LOU	7
	Mark Muscenti, CIN	7
2002	Allen Winningham, USM	10
2001	Brian Bowman, CHA	9
	Brad Erwin, CHA	9
2000	Brad Lamm, CHA	9
1999	Jason Sparks, TLN	10
1998	Jason Sparks, TLN	13
1997	Daryn Miller, MEM	9
1996	Cameron Jones, MEM	10

PITCHING

MOST WINS

2006	Brad Lincoln, HOU	7
2005	Lance Broadway, TCU	9
2004	Derek Hankins, MEM	6
	Anthony DeWitt, USM	6
2003	Clayton Jerome, TCU	7
	Zachary Treadway, CHA	7
2002	Clayton Jerome, TCU	8
2001	Brad Sullivan, HOU	6
2000	Kyle Crowell, HOU	8
	Jared Berkowitz, TLN	8
1999	Kyle Crowell, HOU	8
1998	Shane Nance, HOU	7
	Jason Stanford, CHA	7
1997	Jason Navarro, TLN	7
1996	Mark Roberts, USF	6
	Jesse Summey, CHA	6
	Pat Ryan, USF	6

EARNED RUN AVERAGE (min. 1.0 IP per team game)

2006	Cole St. Clair, RICE	0.70
2005	Lance Broadway, TCU	1.66
2004	Garrett Mody, HOU	1.78
2003	Carlos Fernandez, LOU	1.48
2002	Brad Sullivan, HOU	2.42
2001	Brad Sullivan, HOU	1.96
2000	Duncan McAdoo, HOU	1.47
1999	Henry Bonilla, TLN	2.77
1998	Shane Nance, HOU	1.80
1997	Jason Navarro, TLN	2.22
1996	Chad Harville, MEM	2.15

ANNUAL LEADERS

91

2007 C-USA BASEBALL

C-USA™

INNINGS PITCHED

2006	Brad Lincoln, HOU	63.1
2005	Lance Broadway, TCU	70.2
2004	Casey Hudspeth, USF	68.0
2003	Clayton Jerome, TCU	79.2
2002	Brad Sullivan, HOU	74.1
2001	Ben Hutton, SLU	68.2
2000	Ryan Baker, CHA	68.0
1999	Jason Stanford, CHA	71.2
1998	Shane Nance, HOU	70.0
1997	Chad Harville, MEM	65.0
	Jason Navarro, TLN	65.0
1996	Jesse Summey, CHA	62.2

MOST STRIKEOUTS

2006	Brad Lincoln, HOU	78
2005	Lance Broadway, TCU	97
2004	Derek Hankins, MEM	77
2003	Brad Sullivan, HOU	100
2002	Brad Sullivan, HOU	97
2001	John Maine, CHA	76
2000	Chad Rogers, USM	66
1999	Jason Stanford, CHA	72
1998	John McKay, CHA	72
1997	Chad Harville, MEM	91
1996	Jack Cressend, TLN	54

SAVES

2006	Daniel Latham, TLN	7
2005	Brian Halford, LOU	7
	Daniel Best, USM	7
2004	Austin Tubb, USM	7
2003	Austin Tubb, USM	7
	Ryan Wagner, HOU	7
2002	Greg Bunn, ECU	5
	Jesse Crain, HOU	5
	Joey Livingston, USF	5
2001	David Richtberg, USF	6
2000	John McKay, CHA	7
1999	Brandon Belanger, TLN	7
1998	Cary Hiles, MEM	5
1997	Chris Mason, UAB	4
	David Sonson, LOU	4
1996	Chad Harville, MEM	3

APPEARANCES

2006	Daniel Latham, TLN	14
2005	Erik Walker, CHA	19
2004	Brandon Roznovsky, HOU	19
2003	Ray Antonelli, USM	18
2002	Joey Livingston, USF	21
2001	Curtus Moak, CIN	16
	David Richtberg, USF	16
2000	John McKay, CHA	13
	Sean Green, LOU	13
	Scott Beyer, UAB	13
1999	Brandon Belanger, TLN	16
	James Steele, CIN	16
1998	James Steele, CIN	15
1997	Tyler Kee, USM	14
1996	Steven Boyles, USF	14

GAMES STARTED

2006	14 tied with	8
2005	Nine tied with	10
2004	12 tied with	10
2003	13 tied with	10
2002	13 tied with	10
2001	Ten tied with	9
2000	Shea Douglas, USM	10
1999	Twelve tied with	9
1998	Eleven tied with	9
1997	Heath Cantrelle, USM	9
1996	Brannon Player, CHA	8
	Mark Roberts, USF	8
	Jesse Summey, CHA	8

OPPOSING BATTING AVERAGE

2006	Cole St.Clair, RICE	.116
2005	Erik Walker, CHA	.170
2004	Garrett Mock, HOU	.194
2003	Ryan Wagner, HOU	.164
2002	Brad Sullivan, HOU	.169
2001	Andre Parks, UAB	.216
2000	John McKay, CHA	.184
1999	Kyle Crowell, HOU	.185
1998	Shane Nance, HOU	.198
1997	Chad Harville, MEM	.200
1996	Chad Harville, MEM	.189

FIELDING**PUTOUTS**

2006	Mark Hamilton, TLN	218
2005	Nathan McCorkle, UAB	281
2004	Marc Maddox, USM	237
2003	Michael Aubrey, TLN	265
2002	Matt Womble, UAB	281
2001	Mike Eylward, USF	261
2000	Craig Tewes, CIN	254
1999	Michael Artman, USM	268
1998	Doug Lorenz, LOU	269
1997	Keith Graffagnini, TLN	246
1996	Brian Jersey, UAB	228

ASSISTS

2006	Dale Mollenhauer, ECU	83
	Ryan Metcalf, UAB	83
2005	Mark Muscenti, CIN	104
	Seth Rollin, UAB	104
2004	Matt Shepherd, USM	97
2003	Matt Shepherd, USM	116
2002	Mark Garner, UAB	105
2001	Adam Haley, LOU	90
	Mark Garner, UAB	90
2000	Andy Cannizaro, TLN	95
1999	Eric McMaster, USM	102
1998	Travis Kahoolii, LOU	104
1997	Jared Martin, USM	101
1996	Joey Hammond, CHA	86

ERRORS

2006	Travis Cougot, HOU	11
2005	Patrick Hope, MEM	16
2004	Thomas Bowker, CHA	13
2003	J.T. LaFountain, LOU	12
	Myron Leslie, USF	12
2002	Hyung Cho, HOU	12
	Brent Plugach, MEM	12
	Brad Lamm, CHA	12
2001	Brad Lamm, CHA	12
2000	Ryan Minges, CIN	14
1999	Corey Reimers, UAB	18
1998	Shaun Skrehot, HOU	14
	Johnny Raburn, USF	14
1997	Michael Johns, TLN	14
1996	Jason Dellaero, USF	13

TEAM - C-USA GAMES**MOST WINS****CONFERENCE GAMES**

2006	Tulane	15
2005	Tulane	24
2004	East Carolina	22
2003	Southern Miss	23
2002	Houston	22
2001	Tulane	21
2000	Houston	21
1999	Houston	20
1998	Tulane	22
1997	Tulane	19
	Houston	19
1996	USF	20

MOST GAMES PLAYED

2006	Nine Tied	24
2005	Eight Tied	30
2004	Eight Tied	30
2003	Six Tied	30
2002	Nine Tied	30
2001	Ten Tied	27
2000	Five Tied	27
1999	Ten tied	27
1998	Eight tied	27
1997	Five Tied	27
1996	Five Tied	24

BATTING**BATTING AVERAGE**

2006	Rice	.327
2005	Tulane	.329
2004	East Carolina	.353
2003	TCU	.327
2002	Houston	.327
2001	Tulane	.342
2000	Tulane	.347
1999	Houston	.330
1998	Tulane	.353
1997	USF	.331
1996	USF	.320

OFFICIAL AT-BATS

2006	Memphis (24 games)	926
2005	TCU (30 games)	1090
2004	East Carolina (30 games)	1130
2003	TCU (30 games)	1087
2002	Tulane (30 games)	1082
2001	Tulane (27 games)	966
2000	USF (27 games)	999
1999	USF (27 games)	985
1998	Charlotte (27 games)	1002
1997	USF (26 games)	989
1996	USF (24 games)	893

RUNS SCORED

2006	Rice (24 games)	200
2005	Tulane (30 games)	240
2004	East Carolina (30 games)	298
2003	TCU (30 games)	242
2002	Tulane (30 games)	233
2001	Tulane (27 games)	254
2000	Tulane (27 games)	230
1999	Tulane (27 games)	239
1998	Tulane (27 games)	284
1997	USF (26 games)	246
1996	USF (24 games)	219

HITS

2006	Memphis (24 games)	302
2005	TCU (30 games)	350
2004	East Carolina (30 games)	399
2003	TCU (30 games)	355
2002	Tulane (30 games)	340
2001	Tulane (27 games)	330
2000	Tulane (27 games)	344
1999	Houston (27 games)	321
1998	Charlotte (27 games)	343
1997	USF (26 games)	327
1996	USF (24 games)	286

RUNS BATTED IN

2006	Rice (24 games)	190
2005	Tulane (30 games)	224
2004	East Carolina (30 games)	280
2003	TCU (30 games)	224
2002	Tulane (30 games)	207
2001	Tulane (27 games)	236
2000	Tulane (27 games)	204
1999	Tulane (27 games)	221
1998	Tulane (27 games)	260
1997	USF (26 games)	216
1996	USF (24 games)	198

DOUBLES

2006	Rice (24 games)	56
2005	Tulane (30 games)	83
2004	East Carolina (30 games)	88
2003	TCU (30 games)	74
2002	Southern Miss (29 games)	64
	Tulane (30 games)	64
2001	Tulane (27 games)	61
2000	Houston (25 games)	74
	Tulane (27 games)	74
1999	Houston (27 games)	62
1998	UAB (27 games)	75
1997	USF (26 games)	64
1996	UAB (24 games)	52
	Tulane (24 games)	52



ANNUAL LEADERS

93

2007 C USA BASEBALL



TRIPLES

2006	Southern Miss (24 games)	9
2005	Charlotte (30 games)	15
2004	TCU (30 games)	9
2003	TCU (30 games)	14
2002	USF (30 games)	12
	TCU (30 games)	12
2001	Charlotte (27 games)	8
	Memphis (27 games)	8
2000	Louisville (27 games)	7
1999	USF (27 games)	12
1998	Houston (27 games)	9
	Louisville (27 games)	9
1997	Charlotte (26 games)	7
	USF (26 games)	7
1996	Saint Louis (21 games)	8
	USF (24 games)	8

HOME RUNS

2006	Houston (24 games)	42
2005	TCU (30 games)	45
2004	East Carolina (30 games)	42
2003	Southern Miss (30 games)	51
2002	Cincinnati (30 games)	41
	Tulane (30 games)	41
2001	Tulane (27 games)	48
2000	Tulane (27 games)	39
1999	Tulane (27 games)	62
1998	Charlotte (27 games)	51
1997	Southern Miss (26 games)	48
1996	USF (24 games)	34

STOLEN BASES

2006	Memphis (24 games)	35
2005	Charlotte (30 games)	43
2004	East Carolina (30 games)	38
2003	Houston (30 games)	51
2002	USF (30 games)	57
	Tulane (30 games)	57
2001	Houston (27 games)	64
2000	USF (27 games)	55
1999	Houston (27 games)	54
1998	Houston (27 games)	54
1997	Houston (27 games)	66
1996	Charlotte (24 games)	58

TOTAL BASES

2006	Houston (24 games)	462
2005	TCU (30 games)	576
2004	East Carolina (30 games)	683
2003	TCU (30 games)	565
2002	Tulane (30 games)	541
2001	Tulane (27 games)	543
2000	Tulane (27 games)	547
1999	Tulane (27 games)	557
1998	Charlotte (27 games)	579
1997	USF (26 games)	519
1996	USF (24 games)	450

WALKS

2006	Tulane (24 games)	114
2005	Tulane (30 games)	150
2004	Tulane (30 games)	135
2003	Southern Miss (30 games)	148
2002	Houston (29 games)	142
2001	Cincinnati (27 games)	141
2000	Cincinnati (27 games)	140
1999	Louisville (27 games)	141
1998	Tulane (27 games)	159
1997	Tulane (26 games)	132
1996	USF (24 games)	141

STRIKEOUTS

2006	UAB (24 games)	201
2005	Memphis (30 games)	260
2004	Memphis (30 games)	239
2003	Memphis (30 games)	260
2002	Memphis (30 games)	293
2001	Memphis (27 games)	237
2000	Cincinnati (27 games)	212
1999	Charlotte (27 games)	227
1998	Louisville (27 games)	218
1997	Saint Louis (27 games)	222
1996	Charlotte (59 games)	188

SLUGGING PERCENTAGE

2006	Rice (24 games)	.555
2005	TCU (30 games)	.528
2004	East Carolina (30 games)	.604
2003	Southern Miss (30 games)	.532
2002	Tulane (30 games)	.500
2001	Tulane (27 games)	.562
2000	Tulane (27 games)	.553
1999	Tulane (27 games)	.575
1998	Charlotte (27 games)	.578
1997	Southern Miss (26 games)	.528
1996	USF (24 games)	.504

ON-BASE PERCENTAGE

2006	Rice (24 games)	.418
2005	Tulane (30 games)	.421
2004	East Carolina (30 games)	.424
2003	Southern Miss (30 games)	.395
2002	Houston (29 games)	.412
2001	Tulane (27 games)	.410
2000	Tulane (27 games)	.424
1999	Houston (27 games)	.412
1998	Tulane (27 games)	.455
1997	USF (26 games)	.407
1996	USF (24 games)	.409

HIT BY PITCH

2006	Rice (24 games)	77
2005	TCU (30 games)	38
2004	TCU (30 games)	46
2003	Louisville (29 games)	35
2002	Southern Miss (29 games)	38
2001	Charlotte (27 games)	37
2000	Louisville (27 games)	37
1999	Southern Miss (27 games)	34
1998	Tulane (27 games)	38
1997	Memphis (26 games)	34
	Southern Miss (26 games)	34
1996	UAB (24 games)	25

PITCHING

EARNED RUN AVERAGE

2006	Rice (24 games)	3.04
2005	Houston (29 games)	4.01
2004	East Carolina (30 games)	3.75
2003	TCU (30 games)	3.36
2002	Houston (29 games)	3.04
2001	Houston (27 games)	3.21
2000	Houston (27 games)	3.00
1999	Tulane (27 games)	3.95
1998	Houston (27 games)	3.85
1997	Tulane (26 games)	4.17
1996	USF (24 games)	3.21

INNINGS PITCHED

2006	Memphis (24 games)	221.0
2005	Charlotte (30 games)	268.0
2004	East Carolina (30 games)	264.0
2003	East Carolina (30 games)	275.1
2002	Memphis (30 games)	265.1
2001	Houston (27 games)	241.0
2000	USF (27 games)	246.0
1999	Tulane (27 games)	241.2
1998	Charlotte (27 games)	240.1
1997	UAB (27 games)	239.2
1996	USF (24 games)	215.2

STRIKEOUTS

2006	Houston (24 games)	223
2005	Tulane (30 games)	287
2004	Houston (30 games)	245
2003	Houston (30 games)	309
2002	Houston (29 games)	254
2001	Houston (27 games)	229
2000	Tulane (27 games)	197
1999	Tulane (27 games)	220
1998	Charlotte (27 games)	232
1997	Memphis (26 games)	229
1996	Tulane (24 games)	215

SAVES

2006	Rice (24 games)	11
2005	Southern Miss (30 games)	8
2004	Houston (30 games)	9
2003	Southern Miss (30 games)	10
2002	East Carolina (30 games)	9
2001	USF (27 games)	10
2000	Charlotte (26 games)	8
1999	Tulane (27 games)	8
1998	Memphis (27 games)	7
1997	Houston (27 games)	6
1996	USF (24 games)	8

OPPOSING BATTING AVERAGE

2006	Rice (24 games)	.227
2005	TCU (30 games)	.255
2004	Houston (30 games)	.256
2003	Houston (30 games)	.238
2002	Houston (29 games)	.220
2001	Houston (27 games)	.245
2000	Houston (25 games)	.244
1999	Houston (27 games)	.259
1998	Houston (27 games)	.242
1997	Houston (27 games)	.259
	Charlotte (27 games)	.259
	Memphis (26 games)	.259
1996	Southern Miss (24 games)	.254

FIELDING

FIELDING PERCENTAGE

2006	Rice (24 games)	.976
2005	Tulane (30 games)	.976
2004	East Carolina (30 games)	.974
2003	TCU (30 games)	.974
2002	Cincinnati (30 games)	.973
	TCU (30 games)	.973
2001	Cincinnati (27 games)	.973
2000	Houston (25 games)	.979
1999	Houston (27 games)	.972
1998	UAB (27 games)	.968
1997	Houston (27 games)	.964
1996	Tulane (24 games)	.968
	UAB (24 games)	.968

PUTOUTS

2006	Memphis (24 games)	663
2005	Charlotte (30 games)	804
2004	East Carolina (30 games)	792
2003	East Carolina (30 games)	826
2002	Memphis (30 games)	796
2001	Houston (27 games)	723
2000	USF (27 games)	738
1999	Tulane (27 games)	725
1998	Charlotte (27 games)	721
1997	UAB (27 games)	719
1996	USF (24 games)	647

ASSISTS

2006	UAB (24 games)	307
2005	UAB (30 games)	363
2004	Louisville (30 games)	327
2003	Southern Miss (30 games)	352
2002	UAB (30 games)	353
2001	USF (27 games)	319
2000	Cincinnati (27 games)	318
1999	Southern Miss (27 games)	350
1998	Southern Miss (27 games)	347
1997	UAB (27 games)	342
1996	USF (24 games)	272

ERRORS

2006	UAB (24 games)	37
	UCF (24 games)	37
2005	Memphis (30 games)	54
2004	Charlotte (30 games)	56
2003	Louisville (29 games)	46
	UAB (29 games)	46
2002	Memphis (30 games)	57
2001	USF (27 games)	48
2000	USF (27 games)	51
1999	UAB (27 games)	62
1998	Saint Louis (24 games)	62
1997	Cincinnati (27 games)	56
1996	Charlotte (24 games)	55

ALL-CONFERENCE**2006****All-Conference First Team**

IF Adam Amar, Memphis
 IF Brian Friday, Rice
 IF Isa Garcia, Houston
 IF Mark Hamilton, Tulane
 IF Marc Maddox, Southern Miss
 OF Toddric Johnson, Southern Miss
 OF Warren McFadden, Tulane
 OF Matt Weston, Houston
 C Jake Smith, East Carolina
 DH/UT Brad Lincoln, Houston
 P Tim Bascom, UCF
 P Eddie Degerman, Rice
 P Brad Lincoln, Houston
 P Sean Morgan, Tulane
 RP Cole St. Clair, Rice

All-Conference Second Team

IF Josh Rodriguez, Rice
 IF Joe Savery, Rice
 IF Trey Sutton, Southern Miss
 IF Adam Witter, East Carolina
 OF K.K. Chalmers, Memphis
 OF Aaron Luna, Rice
 OF Nathan Southard, Tulane
 C Kevin Coker, Southern Miss
 DH/UT Brendan Murphy, Marshall
 P Bobby Bell, Rice
 P Craig Crow, Rice
 P Scott McGregor, Memphis
 P Brody Taylor, East Carolina
 RP Daniel Best, Southern Miss

2005**All-Conference First Team**

IF Shelby Ford, TCU
 IF Brad Emaus, Tulane
 IF Marc Maddox, Southern Miss
 IF Tommy Manzella, Tulane
 OF Brian Cavanaugh, East Carolina
 OF Nathan Southard, Tulane
 OF Travis Tully, Houston
 C Brad Willcutt, Southern Miss
 DH/UT Micah Owings, Tulane
 P Brian Bogusevic, Tulane
 P Lance Broadway, TCU
 P Ricky Brooks, East Carolina
 P Matt Farrington, Houston
 RP Daniel Best, Southern Miss

All-Conference Second Team

IF Jeff Baisley, USF
 IF Chad Huffman, TCU
 IF J.T. LaFountain, Louisville
 IF Mark Minicozzi, East Carolina
 IF Trey Sutton, Southern Miss
 OF Jason Lowery, Southern Miss
 OF Boomer Whiting, Louisville
 OF Adam Willard, Charlotte
 C Greg Dini, Tulane
 DH/UT Kevin Roberts, Houston
 P Ryan Bird, Saint Louis
 P J.R. Crowel, Tulane
 P T.J. Hose, East Carolina
 P Casey Hudspeth, USF
 RP Erik Walker, Charlotte

2004**All-Conference First Team**

IF Jarrett Hoffpauir, Southern Miss
 IF Trevor Lawhorn, East Carolina
 IF Ryan Norwood, East Carolina
 IF Matt Shepherd, Southern Miss
 OF Matt Barket, Tulane
 OF Ryan Frith, Southern Miss
 OF Mark Jurich, Louisville
 C Devin Ivany, USF
 DH/UT Ryan Jones, East Carolina
 P Greg Bunn, East Carolina
 P J.R. Crowel, Tulane
 P Jarrett Grube, Memphis
 P Casey Hudspeth, USF
 RP Austin Tubb, Southern Miss

All-Conference Second Team

IF Brent Dlugach, Memphis
 IF Shelby Ford, TCU
 IF Myron Leslie, USF
 IF Jamie Rusco, Charlotte
 OF Chad Huffman, TCU
 OF Jamie Paige, East Carolina
 OF Darryl Lawhorn, ECU
 OF Travis Tully, Houston
 C Steve Pickens, Cincinnati
 DH/UT Brian Bogusevic, Tulane
 P Anthony DeWitt, Southern Miss
 P Derek Hankins, Memphis
 P Cory Hahn, Tulane
 P Clayton Jerome, TCU
 RP Robbie Findlay, TCU

2003**All-Conference First Team**

IF Michael Aubrey, Tulane
 IF Hyung Cho, Houston
 IF Tony Giarratano, Tulane
 IF Mike Settle, TCU
 OF Jeff Cook, Southern Miss
 OF Jonny Kaplan, Tulane
 OF Clint King, Southern Miss
 C Devin Ivany, USF
 DH Chris Neuman, TCU
 P Clayton Jerome, TCU
 P Brad Sullivan, Houston

All-Conference Second Team

IF Jeff Baisley, USF
 IF Darryl Lawhorn, East Carolina
 IF Myron Leslie, USF
 IF George Sandel, Charlotte
 OF Josh Bolen, Louisville
 OF Jake Duncan, TCU
 OF Kyle Leon, UAB
 C Brad Willcutt, Southern Miss
 DH Ryan Martin, Memphis
 P David Austen, USF
 P Bob McCrory, Southern Miss
 P Ryan Wagner, Houston

2002**All-Conference First Team**

IF Jesse Crain, Houston
 IF James Jurries, Tulane
 IF Darryl Lawhorn, East Carolina
 IF Brad Schutz, Cincinnati
 IF Allen Winningham, Southern Miss

OF Brett Cooley, Houston
 OF Jeff Cook, Southern Miss
 OF Mark Jurich, Louisville
 OF Terry Trofholz, TCU
 C Chris Snyder, Houston
 DH Joe List, Cincinnati
 P Nick Bourgeois, Tulane
 P Shea Douglas, Southern Miss
 P Corey Lawson, Saint Louis
 P Brad Sullivan, Houston
 RP Jesse Crain, Houston

All-Conference Second Team

IF Jeff Baisley, USF
 IF Morgan Bojorquez, Louisville
 IF Myron Leslie, USF
 IF Walter Olmstead, TCU
 IF George Sandel, Charlotte
 OF Michael Bourn, Houston
 OF Aaron Feldman, Tulane
 OF Jon Kaplan, Tulane
 OF Chris Meeks, TCU
 C Chris Hamblen, Cincinnati
 DH Ken Tirpack, Louisville
 P Zach Jackson, Louisville
 P Clayton Jerome, TCU
 P Bob McCrory, Southern Miss
 P Sam Narron, East Carolina
 RP Joey Charron, Tulane

2001**All-Conference First Team**

IF Andy Cannizaro, Tulane
 IF Jake Gautreau, Tulane
 IF James Jurries, Tulane
 IF Daniel Ugglia, Memphis
 IF Kevin Youkilis, Cincinnati
 OF Michael Aubrey, Tulane
 OF Daniel Boyd, USF
 OF Matt Groff, Tulane
 OF Matt Singer, Cincinnati
 C Chris Hamblen, Cincinnati
 DH Steve Shirley, Tulane
 P Matt Foster, Tulane
 P Ben Hutton, Saint Louis
 P John Maine, Charlotte
 P Brad Sullivan, Houston
 RP Josh King, Louisville

All-Conference Second Team

IF Brett Clark, Cincinnati
 IF Myron Leslie, USF
 IF George Sandel, Charlotte
 IF Nick Steiner, Saint Louis
 IF Craig Tewes, Cincinnati
 OF Jeff Cook, Southern Miss
 OF Michael Bourn, Houston
 OF Mike Hook, Louisville
 OF Jon Kaplan, Tulane
 C Chris Snyder, Houston
 DH Mike Orrico, Saint Louis
 P Shea Douglas, Southern Miss
 P Austin Faught, Houston
 P Andre Parks, UAB
 P John Vigue, USF
 RP Curtus Moak, Cincinnati

2000**All-Conference First Team**

IF Daniel Boyd, USF
 IF Mike Eylward, USF
 IF Jake Gautreau, Tulane
 IF James Jurries, Tulane
 IF Kevin Youkilis, Cincinnati

OF Dusty Haley, Southern Miss
 OF Tyson Schweitzer, Houston
 OF Matt Singer, Cincinnati
 OF Will Smith, UAB
 C Jarrod Bitter, Houston
 DH Darren Welch, Southern Miss
 P Jared Berkowitz, Tulane
 P Kyle Crowell, Houston
 P Chad Rogers, Southern Miss
 P Brion Treadway, Charlotte
 RP John McKay, Charlotte

All-Conference Second Team

IF Josh Hoffpauir, Southern Miss
 IF Scott Kohler, Louisville
 IF Aaron Melebeck, Houston
 IF Johnny Raburn, USF
 IF Kris Wilken, Houston
 OF Mitch Jones, UAB
 OF Eric Lee, Houston
 OF Nate Sams, Memphis
 OF Mike Taylor, Charlotte
 C Chris Finnegan, Southern Miss
 DH Steve Shirley, Tulane
 P Ryan Baker, Charlotte
 P John Gorham, USF
 P Duncan McAdoo, Houston
 P Shane Nance, Houston
 RP Curtus Moak, Cincinnati

1999**All-Conference First Team**

IF Michael Artman, Southern Miss
 IF Andy Cannizaro, Tulane
 IF Brandon Caraway, Houston
 IF James Jurries, Tulane
 IF J.P. Woodward, Houston
 OF Jake Burnham, Tulane
 OF Dusty Haley, Southern Miss
 OF Matt Singer, Cincinnati
 OF Jason Sparks, Tulane
 C Chad Sutter, Tulane
 DH Craig House, Memphis
 P Jared Berkowitz, Tulane
 P Henry Bonilla, Tulane
 P Kyle Crowell, Houston
 P Craig House, Memphis
 RP Brandon Belanger, Tulane

All-Conference Second Team

IF Dan DeMent, UAB
 IF Ben Drawdy, USF
 IF Doug Lorenz, Louisville
 IF Craig Tewes, Cincinnati
 IF Kevin Youkilis, Cincinnati
 OF Jeremy Albritton, Southern Miss
 OF Mike Pilger, USF
 OF Will Smith, UAB
 OF Anthony Snowell, Cincinnati
 OF Jason Wood, Saint Louis
 C Jarrod Bitter, Houston
 DH Darren Welch, Southern Miss
 P Scott Glaser, USF
 P Shane Nance, Houston
 P Jason Stanford, Charlotte
 P Josh Stewart, Memphis
 RP Bryan Moore, Houston

1998**All-Conference First Team**

IF Rodney Eberly, UAB
 IF Joey Hammons, Charlotte
 IF Bo Robinson, Charlotte
 IF Jeremy Schied, Southern Miss
 IF Mike Terry, UAB
 OF Shayne Carnes, UAB
 OF Brian Hughes, Tulane
 OF James Matan, Charlotte
 OF Jason Sparks, Tulane
 C James McAuley, Louisville
 DH Cliff Wren, Southern Miss
 P Josh Bobbitt, Tulane
 P Craig House, Memphis
 P Shane Nance, Houston
 P Jason Stanford, Charlotte
 RP Todd Ardoin, Tulane

All-Conference Second Team

IF Daniel Boyd, USF
 IF Scott Cheek, Southern Miss
 IF Keith Graffagnini, Tulane
 IF Gerald Parr, Charlotte
 IF Mike Pursell, Tulane
 OF Jeremy Albritton, Southern Miss
 OF Brett Bredensteiner, Saint Louis
 OF Brandon Caraway, Houston
 OF Vinnie Diaco, Charlotte
 C Chad Sutter, Tulane
 DH Bruce Rios, Houston
 P Ryan Baker, Charlotte
 P Raul Echeverez, Tulane
 P Jon McDonald, Houston
 P Jason Fortenberry, Southern Miss
 RP Todd Raitchel, Louisville

1997**All-Conference First Team**

IF Dustin Carr, Houston
 IF Jason Dellaero, USF
 IF Ross Gload, USF
 IF Keith Graffagnini, Tulane
 IF Bo Robinson, Charlotte
 OF Jeremy Albritton, Southern Miss
 OF Jason Fitzgerald, Tulane
 OF Kyle Logan, Southern Miss
 OF Goefrey Tomlinson, Houston
 C Chad Sutter, Tulane
 DH Cliff Wren, Southern Miss
 P Jason Navarro, Tulane
 P Chad Harville, Memphis
 RP Luis Ramos, USF

All-Conference Second Team

IF Matt Berger, Louisville
 IF Jorge DeLeon, USF
 IF Dan Harness, UAB
 IF Jeremy Schied, Southern Miss
 IF Adam Gabris, Saint Louis
 OF Brett Bredensteiner, Saint Louis
 OF Shayne Carnes, UAB
 OF Brian Hughes, Tulane
 OF Mike Pilger, USF
 C Braxton Whitehead, Southern Miss
 DH Sean Lynch, USF
 P Brannon Player, Charlotte

P Scott Stauffer, Louisville
 RP Chris Mason, UAB

All-Conference Third Team

IF Jeff Bell, UAB
 IF John Carney, Cincinnati
 IF Jared Martin, Southern Miss
 IF Mike Pursell, Tulane
 IF Shaun Skrehot, Houston
 OF Mike Diaz, USF
 OF Tim Harper, Louisville
 OF Chris Hesse, Southern Miss
 OF Mike Terry, UAB
 C Bruce Rios, Houston
 DH James Matan, Charlotte
 P Scott Glaser, USF
 P Pat Ryan, USF
 RP Brandon Parker, Southern Miss

1996**All-Conference First Team**

IF Ross Gload, USF
 IF Brian Jersey, UAB
 IF Jorge DeLeon, USF
 IF Jason Dellaero, USF
 IF Chris Heintz, USF
 OF Joey Anderson, Charlotte
 OF Gio Cafaro, USF
 OF B.J. Huff, UAB
 OF Brian Hughes, Tulane
 C Jay Jones, UAB
 DH Tony Hausladen, Saint Louis
 P Jason Navarro, Tulane
 P Mark Roberts, USF
 RP Chad Harville, Memphis

All-Conference Second Team

IF Keith Graffagnini, Tulane
 IF Kelly Ray, UAB
 IF Michael Johns, Tulane
 IF Jared Martin, Southern Miss
 IF Adam Gabris, Saint Louis
 OF Ronnie Barassi, Memphis
 OF Steve Barhorst, Cincinnati
 OF Jason Fitzgerald, Tulane
 OF Chris Hesse, Southern Miss
 C Derek Reams, Southern Miss
 DH James Matan, Charlotte
 P Scott Glaser, USF
 P Jess Summey, Charlotte
 RP Steven Boyles, USF

All-Conference Honorable Mention

IF Cliff Wren, Southern Miss
 IF Jerry Merrill, Cincinnati
 P John Weidemann, Louisville
 IF Joe Grawey, UAB
 IF Scott Wilson, Tulane
 OF Jimmy Anderson, Charlotte
 OF Brett Bredensteiner, Saint Louis
 OF Mike Huelsmann, Saint Louis
 OF Jeff Ray, Saint Louis
 C Chad Sutter, Tulane
 DH Ryan Mason, USF
 P John Bale, Southern Miss
 P Jack Cressend, Tulane
 RP Luis Ramos, USF

ALL-FRESHMAN**2006**

OF Luke Adkins, Southern Miss
 SS Travis Cougot, Houston
 OF Dave DiNatale, UCF
 SS Brian Dozier, Southern Miss
 1B Michael Ewing, Southern Miss
 C/P Luis Flores, Houston
 P Mitch Houck, UCF
 OF Aaron Luna, Rice
 OF Warren McFadden, Tulane
 P Scott McGregor, Memphis
 IF Ryan Wood, East Carolina

2005

C Andrew Walker, TCU
 2B Trey Sutton, Southern Miss
 3B Brad Emaus, Tulane
 3B Dale Mollenhauer, East Carolina
 DH Matt McGuirk, TCU
 OF Ryan Peisel, East Carolina
 OF Clint Toomey, UAB
 P T.J. Hoser, East Carolina
 P Keith Moreland, Charlotte
 P Sean Morgan, Tulane
 P Daniel Thomas, USF

2004

IF Zac Ward, UAB
 SS German Duran, TCU
 3B Shelby Ford, TCU
 DH/OF Daniel Burton, Louisville
 DH/OF Chad Huffman, TCU
 P Mike Cashion, Southern Miss
 P Patrick Ezell, Southern Miss
 P Casey Hudspeth, USF
 P Daniel Latham, Tulane
 P Brad Lincoln, Houston
 P Shane Mathews, East Carolina

2003

OF/P Brian Bogusevic, OF/P, Tulane
 P J.R. Crowel, LHP, Tulane
 OF Matt Farrington, OF, Houston
 P Stephen Gostkowski, RHP, Memphis
 2B Nick Haley, 2B, Louisville
 1B Marc Maddox, 1B, Southern Miss
 3B Mark Minicozzi, 3B, East Carolina
 P Billy Mohl, RHP, Tulane
 C Jake Smith, C, East Carolina
 OF Travis Tully, OF, Houston
 IF Boomer Whiting, IF, Louisville

2002

C Devin Ivany, USF
 C Brad Willcutt, Southern Miss
 1B Darryl Lawhorn, East Carolina
 2B Jarrett Hoffpauir, Southern Miss
 2B Stuart Musslewhite, Houston
 SS Brent Dlugach, Memphis
 SS Matt Shepherd, Southern Miss
 3B Jeff Baisley, USF
 OF Gerald Clark, Tulane
 P Zach Jackson, Louisville
 P Cliff Russum, Southern Miss

2001

2B Anthony Giarratano, Tulane
 3B Hyung Cho, Houston
 3B Myron Leslie, USF
 P/OF Michael Aubrey, Tulane
 OF Thomas Bowker, Charlotte
 OF Michael Bourn, Houston
 OF Mark Jurich, Louisville
 P Austin Faught, Houston
 P Gene Flores, Houston
 P Tony Maynard, Cincinnati
 P Brad Sullivan, Houston
 P John Uhl, USF

2000

1B Brad Erwin, Charlotte
 SS Brad Lamm, Charlotte
 P/1B/DH Nick Bourgeois, Tulane
 OF James Burgess, Tulane
 OF Mike Cunningham, USF
 OF Mitch Jones, UAB
 OF Mike Taylor, Charlotte
 OF Dave Williams, Jr., Louisville
 P Shea Douglas, Southern Miss
 P Bryan Harris, Houston
 P Zach Placzek, Saint Louis

1999

IF Chris Cuccia, USF
 IF Brandon Davis, UAB
 IF Jay Fik, Memphis
 IF Jake Gautreau, Tulane
 IF James Jurries, Tulane
 OF Mike Barclay, USF
 OF Brian Bowman, Charlotte
 C Chris Hamblen, Cincinnati
 C Barrett Smith, Memphis
 C/DH Darren Welch, Southern Miss
 P John Gorham, USF

1998

IF Daniel Boyd, USF
 IF Andy Cannizaro, Tulane
 IF Ben Drawdy, USF
 IF Mike Eylward, USF
 IF Jayme Sperring, Houston
 IF Kris Wilken, Houston
 OF Matt Singer, Cincinnati
 OF Craig Tewes, Cincinnati
 C Jarrod Bitter, Houston
 P Brion Treadway, Charlotte
 P John Vigue, USF

1997

OF Brandon Caraway, Houston
 OF Eric Lee, Houston
 C Jimmie Romano, USF
 DH Nick Crocker, Saint Louis
 P Ryan Baker, Charlotte
 P Shane Nance, Houston
 RP Robert 'Jeudonne', Houston

1996

IF Matt Baltz, Southern Miss
 IF Joey Hammond, Charlotte
 IF Jason Hill, Charlotte
 IF Cliff Wren, Southern Miss
 OF Jeff Davis, Southern Miss
 OF Corey Hinton, Cincinnati
 OF Mike Pilger, USF
 C Chad Sutter, Tulane
 DH Jeremy Albritton, Southern Miss
 P Scott Beyer, UAB
 P Luis Ramos, USF

ALL-TIME AWARDS**95**

2007 C-USA BASEBALL

C-USA

INDIVIDUAL AWARDS

Player of the Year

2006	Mark Hamilton, Tulane
2005	Micah Owings, Tulane
2004	Ryan Jones, East Carolina
2003	Michael Aubrey, Tulane
2002	James Jurries, Tulane
2001	Jake Gautreau, Tulane
2000	Jake Gautreau, Tulane
1999	Chad Sutter, Tulane
1998	James Mattox, Charlotte
1997	Ross Gload, USF
1996	Chris Heintz, USF

Pitcher of the Year

2006	Brad Lincoln, Houston
2005	Lance Broadway, TCU
2004	Greg Bunn, East Carolina
2003	Clayton Jerome, TCU
2002	Brad Sullivan, Houston
2001	John Maine, Charlotte
2000	Kyle Crowell, Houston
1999	Kyle Crowell, Houston
1998	Josh Bobbitt, Tulane
1997	Jason Navarro, Tulane
1996	Mark Roberts, USF

Keith LeClair Coach of the Year

2006	Wayne Graham, Rice
2005	Rick Jones, Tulane
2004	Randy Mazey, East Carolina
2003	Corky Palmer, Southern Miss
2002	Lelo Prado, Louisville
2001	Rick Jones, Tulane
2000	Rayner Noble, Houston
1999	Rayner Noble, Houston
1998	Loren Hibbs, Charlotte
1997	Rick Jones, Tulane
1996	Eddie Cardieri, USF

Freshman of the Year

2006	Warren McFadden, Tulane
2005	Brad Emaus, Tulane
2004	Chad Huffman, TCU
2003	J.R. Crowel, Tulane
2002	Darryl Lawhorn, East Carolina
2001	Michael Aubrey, Tulane
2000	Mike Taylor, Charlotte
1999	James Jurries, Tulane
1998	Daniel Boyd, USF
1997	Shane Nance, Houston
1996	Chad Sutter, Tulane

ALL-TOURNAMENT

2006

C	Ty Wallace, Tulane
IF	Greg Buchanan, Rice
IF	Isa Garcia, Houston
IF	Michael Murray, Memphis
IF	Joe Savery, Rice
OF	Jordan Dodson, Rice
OF	Will Petersen, Memphis
OF	Jake Stewart, Houston
DH	Brad Lincoln, Houston
P	Bobby Bell, Rice
P	Bryce Cox, Rice
P	Luis Flores, Houston
P	Shane Mathews, East Carolina

2005

C	Brian Baisley, USF
IF	Brad Emaus, Tulane
IF	Chad Huffman, TCU
IF	Dustin Kingsbury, Houston
IF	Trey Sutton, Southern Miss
OF	Keith Conlon, TCU
OF	Jason Lowery, Southern Miss
OF	Nathan Southard, Tulane
DH	Mike Grace, East Carolina
P	Brian Bogusevic, Tulane
P	Lance Broadway, TCU
P	Sam Demel, TCU
P	Micah Owings, Tulane

2004

IF	Matt Shepherd, Southern Miss
IF	Jarrett Hoffpauir, Southern Miss
IF	Chris Neuman, TCU
IF	Bo Cogbill, TCU
OF	Ryan Frith, Southern Miss
OF	Chad Huffman, TCU
OF	Austin Adams, TCU
C	Brad Willcutt, Southern Miss
DH	Kevin Roberts, Houston
P	Mike Cashion, Southern Miss
P	Eugene Espinelli, TCU
P	Clayton Jerome, TCU
P	Ryan Weems, TCU

2003

IF	Darryl Lawhorn, East Carolina
IF	J.T. LaFountain, Louisville
IF	Beau Griffin, Southern Miss
IF	Tommy Manzella, Tulane
OF	Jeff Cook, Southern Miss
OF	Clint King, Southern Miss
OF	Jason Lowery, Southern Miss
C	Brian Bormaster, Tulane
DH	Allen Shirkin, USF
P	Jason Tourangeau, East Carolina
P	Billy Mohl, Tulane

2002

IF	Jeff Baisley, USF
IF	Tommy Manzella, Tulane
IF	Jesse Crain, Houston
IF	Darryl Lawhorn, East Carolina
OF	Jon Kaplan, Tulane
OF	Michael Bourn, Houston
OF	Ryan Jones, East Carolina
C	Chris Snyder, Houston
DH	Clint King, Southern Miss
SP	Sam Narron, East Carolina
RP	Neal Sears, East Carolina

2001

IF	Ben Drawdy, USF
IF	Mike Eylward, USF
IF	Anthony Giarratano, Tulane
IF	Jake Gautreau, Tulane
OF	Daniel Boyd, USF
OF	Bill Naharodny, USF
OF	Clint Stoy, Southern Miss
C	Scott Madden, Tulane
DH	Kris Courier, USF
SP	Beau Richardson, Tulane
RP	Barth Melius, Tulane

2000

IF	Sean Allen, Houston
IF	Daniel Boyd, USF
IF	Eric Shanks, Charlotte
IF	Craig Tewes, Cincinnati
OF	Brandon Caraway, Houston
OF	Matt Singer, Cincinnati
OF	Will Smith, UAB
C	Jarrod Bitter, Houston
DH	Brad Schutz, Cincinnati
SP	Shane Nance, Houston
RP	Curtus Moak, Cincinnati

1999

IF	Andy Cannizaro, Tulane
IF	Brandon Caraway, Houston
IF	Jake Gautreau, Tulane
IF	Mickey McKee, Tulane
OF	Michael Artman, Southern Miss
OF	Matt Groff, Tulane
OF	Luke Williams, Louisville
C	Jarrod Bitter, Houston
P	Shane Nance, Houston
RP	Bryan Moore, Houston
DH	Chad Sutter, Tulane

1998

IF	Jeremy Schied, Southern Miss
IF	Keith Graffagnini, Tulane
IF	Gerald Parr, Charlotte
IF	Bo Robinson, Charlotte
OF	Brandon Caraway, Houston
OF	Eric Lee, Houston
OF	Brian Hughes, Tulane
C	James McAuley, Louisville
P	Craig Brown, Tulane
RP	Brion Treadway, Charlotte
DH	Rob Partin, Louisville

1997

IF	Keith Graffagnini, Tulane
IF	Joey Hammond, Charlotte
IF	Jason Hill, Charlotte
IF	Shaun Skrehot, Houston
OF	Jason Fitzgerald, Tulane
OF	Nick Rhodes, Charlotte
OF	Goefrey Tomlinson, Houston
C	Scottie Scott, Houston
P	Gary Shuford, Charlotte
RP	Chris Mason, UAB
DH	Jason Schreiber, Houston

1996

1B	Cliff Wren, Southern Miss
2B	Mike Pursell, Tulane
SS	Joe Hammond, Charlotte
3B	Chris Heintz, USF
OF	Joey Anderson, Charlotte
OF	Jason Fitzgerald, Tulane
OF	Jason Michonski, USF
C	Chad Sutter, Tulane
P	Jack Cressend, Tulane
RP	Todd Ardoin, Tulane
DH	Jeff Davis, Southern Miss

Tournament Most Valuable Player

2006	Joe Savery, Rice
2005	Nathan Southard, Tulane
2004	Austin Adams, TCU
2003	Clint King, Southern Miss
2002	Darryl Lawhorn, East Carolina
2001	Barth Melius, Tulane

2000	Jarrod Bitter, Houston
1999	Mickey McKee, Tulane
1998	Brian Hughes, Tulane
1997	Scottie Scott, Houston
1996	Jason Fitzgerald, Tulane

PLAYERS OF THE WEEK

2006 HITTER OF THE WEEK

F13	Aaron Luna, Rice
F20	Brad Emaus, Tulane
F27	Jake Smith, East Carolina
M6	Brendan Murphy, Marshall
	Josh Rodriguez, Rice
M13	Marc Maddox, Southern Miss
	Zac Ward, UAB
M20	Dave DiNatale, UCF
M27	Adam Amar, Memphis
A3	Tyson Auer, UCF
A10	Matt Weston, Houston
A17	Matt Weston, Houston
	Adam Zornes, Rice
A4	Brandon Henderson, East Carolina
MY1	Toddric Johnson, Southern Miss
	Mark Hamilton, Tulane
MY8	Warren McFadden, Tulane
MY15	Joe Savery, Rice
MY22	Adam Amar, Memphis
	Brian Friday, Rice

PITCHER OF THE WEEK

F13	Brad Lincoln, Houston
	Billy Mohl, Tulane
F20	Eddie Degerman, Rice
F27	Scott McGregor, Memphis
M6	Brad Lincoln, Houston
M13	Eddie Degerman, Rice
M20	Daniel Best, Southern Miss
M27	Brad Lincoln, Houston
	Cliff Russum, Southern Miss
A3	Brody Taylor, East Carolina
A10	Tim Bascom, UCF
A17	Sean Morgan, Tulane
A24	Sean Morgan, Tulane
MY1	Cliff Russum, Southern Miss
MY8	Ricky Hargrove, Houston
MY15	Brad Lincoln, Houston
MY22	Bryce Cox, Rice

2005 HITTER OF THE WEEK

F16	Brett Cooley, Houston
F13	Shelby Ford, TCU
F21	Jon DeLuca, Cincinnati
F28	Ryan Martin, Memphis
M7	Kris Rochelle, Charlotte
M14	Nathan McCorkle, UAB
M21	J.T. LaFountain, Louisville
	Nathan Southard, Tulane
M28	Marc Maddox, Southern Miss
A4	Chris Taylor, Charlotte
A11	Keith Conlon, TCU
A18	Matt McGuirk, TCU
A25	Scott Peden, Saint Louis
M2	Tommy Manzella, Tulane
M9	Trey Sutton, Southern Miss
M16	Logan Parker, Cincinnati
	Marc Maddox, Southern Miss

PITCHER OF THE WEEK

- F14 Brian Bogusevic, Tulane
 F21 Mike Flye, East Carolina
 F28 Brian Bogusevic, Tulane
 Casey Hudspeth, USF
 M7 Jeff Ostrander, East Carolina
 M14 Lance Broadway, TCU
 M21 Matt Farrington, Houston
 M28 Ricky Brooks, East Carolina
 A4 Mike Cashion, Southern Miss
 Micah Owings, Tulane
 A11 Matt Farrington, Houston
 J.R. Crowel, Tulane
 A18 Ryan Bird, Saint Louis
 Patrick Ezell, Southern Miss
 A25 Ricky Brooks, East Carolina
 M2 Lance Broadway, TCU
 Billy Mohl, Tulane
 M9 Brad Lincoln, Houston
 M16 Lance Broadway, TCU

**2004
HITTER OF THE WEEK**

- F16 Brett Cooley, Houston
 F23 Matt Shepherd,
 Southern Miss
 Sam Clark, UAB
 M1 Ryan Jones, East Carolina
 M8 Ryan Frith, Southern Miss
 M15 Marc Maddox, Southern Miss
 M22 Chad Huffman, TCU
 Matt Barket, Tulane
 M29 Jarrett Hoffpaur,
 Southern Miss
 A5 Trevor Lawhorn,
 East Carolina
 A12 Ryan Norwood, East Carolina
 Carlos Velasquez,
 Southern Miss
 A19 Jamie Paige, East Carolina
 Daniel Hill, UAB
 A26 Tommy Manzella, Tulane
 MY3 Ryan Jones, East Carolina
 MY10 Daniel Hill, UAB
 MY17 Rob Johnson, Houston
 Brian Bogusevic, Tulane
 MY23 Ryan McKinnon, Louisville

PITCHER OF THE WEEK

- F16 Greg Bunn, East Carolina
 F23 Chase Lirette, USF
 M1 Derek Hankins, Memphis
 M8 Brett Cooley, Houston
 M15 Cliff Russum, Southern Miss
 M22 Casey Hudspeth, USF
 M29 Clayton Jerome, TCU
 A5 Derek Hankins, Memphis
 A12 Brian Bogusevic, Tulane
 A19 Dave Guntorius, Saint Louis
 A26 Chad Underwood, TCU
 MY3 Derek Hankins, Memphis
 MY10 Matt Varner, Houston
 MY17 Kyle Schmidt, USF
 MY23 Greg Bunn, East Carolina

**2003
HITTER OF THE WEEK**

- F10 Jonny Kaplan, Tulane
 F17 Mike Settle, TCU
 Kyle Leon, UAB
 F24 Devin Ivany, USF
 Brad Willcutt, Southern Miss
 M3 Jeff Cook, Southern Miss
 M10 Brian Bogusevic, Tulane
 M17 Morgan Bojorquez, Louisville
 M24 Michael Aubrey, Tulane

- M31 Randall Poplin, Charlotte
 A7 Jeff Cook, Southern Miss
 A14 Travis Brown, USF
 A21 Jeff Cook, Southern Miss
 Justin Hatcher, TCU
 A28 Cole Bruce, Houston
 MY5 Jonny Kaplan, Tulane
 MY12 Ryan Norwood, East Carolina
 Jared Lundeen, TCU
 MY19 Jeff Cook, Southern Miss
 Chris Meeks, TCU

PITCHER OF THE WEEK

- F10 Nate Bouldin, Cincinnati
 F17 David Austen, USF
 F24 Clayton Jerome, TCU
 M3 Brad Sullivan, Houston
 Cody Cillo, UAB
 M10 Scott Barber, Louisville
 M17 Brad Sullivan, Houston
 Scott Barber, Louisville
 M24 Zachary Treadway, Charlotte
 Clayton Jerome, TCU
 M31 Davey Penny, East Carolina
 A7 Jarrett Grube, Memphis
 A14 Clayton Jerome, TCU
 A21 Brian Henderson, Houston
 Travis Rios, USF
 A28 Brad Sullivan, Houston
 Clayton Jerome, TCU
 MY5 Glenn Tucker, East Carolina
 MY12 Jarrett Grube, Memphis
 MY19 Lucas Trotter, UAB

**2002
HITTER OF THE WEEK**

- F11 Chris Snyder, Houston
 F18 Brad Dormann, Cincinnati
 Bryant Ward, East Carolina
 F25 Jesse Crain, Houston
 M4 Jeff Cook, Southern Miss
 M11 Mark Jurich, Louisville
 M18 Brad Lamm, Charlotte
 J.T. LaFontaine, Louisville
 M25 Paul Cookman, Memphis
 A1 Walter Olmstead, TCU
 A8 Darryl Lawhorn, East Carolina
 A15 Brett Cooley, Houston
 A22 Myron Leslie, USF
 A29 Nate Fish, Cincinnati
 Clint Stoy, Southern Miss
 MY6 Morgan Bojorquez, Louisville
 MY13 James Jurries, Tulane
 MY19 Mike Barclay, USF

PITCHER OF THE WEEK

- F11 Kyle Shoemaker, TCU
 F18 John Gorham, USF
 F21 Mike Tisdale, Louisville
 Stephen Castleman,
 Southern Miss
 M4 Sam Narron, East Carolina
 M11 Shea Douglas, Southern Miss
 M18 Corey Lawson, Saint Louis
 M25 Brad Sullivan, Houston
 Shea Douglas, Southern Miss
 A1 Jesse Crain, Houston
 A8 Nick Bourgeois, Tulane
 Corey Lawson, Saint Louis
 A15 Brad Sullivan, Houston
 Clayton Jerome, TCU
 A22 Joey Charron, Tulane
 A29 Jon Burgett, UAB
 MY6 John Maine, Charlotte
 MY13 Kyle Shoemaker, TCU
 MY19 Brad Sullivan, Houston

**2001
HITTER OF THE WEEK**

- F12 Jake Gautreau, Tulane
 F19 Darren Welch, Southern Miss
 F26 Josh Snook, Houston
 M5 Kevin Youkilis, Cincinnati
 M12 Mike Orrico, Saint Louis
 Michael Aubrey, Tulane
 M19 Daniel Uggla, Memphis
 M26 Matt Groff, Tulane
 A2 George Sandel, Charlotte
 A9 Daniel Boyd, USF
 A16 Andy Cannizaro, Tulane
 A23 Jake Gautreau, Tulane
 A30 Chris Hamblen, Cincinnati
 MY7 Hyung Cho, Houston
 MY14 Barrett Smith, Memphis

PITCHER OF THE WEEK

- F12 John Gorham, USF
 F19 Mike Tisdale, Louisville
 F26 Shea Douglas, Southern Miss
 M5 John Maine, Charlotte
 John Vigue, USF
 M12 Mike Tisdale, Louisville
 M19 Austin Faught, Houston
 M26 Ben Hutton, Saint Louis
 A2 Ben Hutton, Saint Louis
 A9 Austin Faught, Houston
 A16 Jason Wiedmeyer, Memphis
 A23 Andre Parks, UAB
 A30 B.J. Borsa, Cincinnati
 MY7 Barth Melius, Tulane
 Andre Parks, UAB
 MY14 Matt Johnson, Charlotte

**2000
HITTER OF THE WEEK**

- F14 Chris Cuccia, USF
 F21 Brian Bowman, Charlotte
 F28 Tyson Schweitzer, Houston
 M6 John McLaughlin, Saint Louis
 M13 Brent Laircey, UAB
 M20 Jarrod Bitter, Houston
 M27 Kevin Youkilis, Cincinnati
 A3 Jake Gautreau, Tulane
 A10 Dusty Haley, Southern Miss
 A17 Jim Breitenkoetter,
 Saint Louis
 A24 Daniel Boyd, USF
 MY1 Josh Hoffpaur, Southern Miss
 James Jurries, Tulane
 MY8 Kris Wilken, Houston
 Mike Taylor, Charlotte
 MY15 Brent Laircey, UAB

PITCHER OF THE WEEK

- F14 Shane Nance, Houston
 F21 Brandon Belanger, Tulane
 F28 Kyle Crowell, Houston
 Brannon Hamby, Charlotte
 M6 Jared Berkowitz, Tulane
 M13 Kyle Crowell, Houston
 M20 Jared Berkowitz, Tulane
 Zach Placzek, Saint Louis
 M27 Chad Rogers, Southern Miss
 A3 Kyle Crowell, Houston
 A10 John Vigue, USF
 Jared Berkowitz, Tulane
 A17 Kyle Crowell, Houston
 A24 Shea Douglas, Southern Miss
 MY1 Duncan McAdoo, Houston
 MY8 Lee Jolly, UAB
 MY15 Ryan Baker, Charlotte
 Shane Nance, Houston

**1999
HITTER OF THE WEEK**

- F15 Brandon Caraway, Houston
 F22 Craig Tewes, Cincinnati
 M1 James McAuley, Louisville
 M8 Doug Lorenz, Louisville
 M15 Jason Wood, Saint Louis
 M22 Jason Sparks, Tulane
 M29 James Jurries, Tulane
 A5 Jarrod Bitter, Houston
 A12 Dusty Haley, Southern Miss
 A19 Chad Sutter, Tulane
 A26 J.P. Woodward, Houston
 MY3 Mike Eylward, USF
 MY10 Anthony Snowell, Cincinnati
 MY17 James McAuley, Louisville

PITCHER OF THE WEEK

- F15 Bryan Moore, Houston
 F22 Scott Glaser, USF
 M1 Craig House, Memphis
 M8 Josh Stewart, Memphis
 M15 Kyle Crowell, Houston
 M22 Jason Stanford, Charlotte
 M29 Brian Bentley, Louisville
 A5 John McKay, Charlotte
 A12 Shane Nance, Houston
 A19 Jared Berkowitz, Tulane
 A26 Henry Bonilla, Tulane
 MY3 Duncan McAdoo, Houston
 MY10 Josh Stewart, Memphis
 MY17 Joey List, Cincinnati
 Jonathan Estes, Saint Louis

**1998
HITTER OF THE WEEK**

- F16 Craig Tewes, Cincinnati
 F23 Jeremy Albritton,
 Southern Miss
 M2 Craig House, Memphis
 M9 Cliff Wren, Southern Miss
 M16 Jeremy Schied, Southern Miss
 M23 Shayne Carnes, UAB
 M30 Bo Robinson, Charlotte
 A6 Bo Robinson, Charlotte
 A13 Jason Sparks, Tulane
 A20 Matt Singer, Cincinnati
 A27 Mike Medrano, Houston
 MY4 Mickey McKee, Tulane
 MY11 Shayne Carnes, UAB

PITCHER OF THE WEEK

- F16 Paul Poplin, Charlotte
 F23 Jon McDonald, Houston
 M2 Craig House, Memphis
 M9 Josh Bobbitt, Tulane
 M16 Michael Schaeffer, Saint Louis
 M23 Shane Nance, Houston
 M30 Jon McDonald, Houston
 A6 Drew Johnson, Southern Miss
 A13 Roy Tippett, Saint Louis
 A20 Jason Stanford, Charlotte
 A21 Shane Nance, Houston
 MY4 Shane Nance, Houston
 MY11 Craig Boroski, UAB

**1997
HITTER OF THE WEEK**

- M10 Jeremy Albritton,
 Southern Miss
 M17 Jeremy Schied, Southern Miss
 M24 Dustin Carr, Houston
 M31 Goefrey Tomlinson, Houston
 A7 Kyle Logan, Southern Miss
 A14 Cliff Wren, Southern Miss

ALL-TIME AWARDS

97

2007 C. USA BASEBALL

USA

- A21 Craig Brown, Tulane
 A28 Dan Harness, UAB
 MY5 Jason Dellaero, USF
 MY12 Jorge DeLeon, USF

PITCHER OF THE WEEK

- M10 Jason Navarro, Tulane
 M17 David Sonson, Louisville
 M24 Mark Gray, UAB
 M31 Brannon Player, Charlotte
 A7 Mick Martell, Saint Louis
 A14 Scott Glaser, USF
 A21 Ryan Baker, Charlotte
 A28 Jason Navarro, Tulane
 MY5 Jason Navarro, Tulane
 MY12 Heath Cantrelle, Southern Miss

1996

HITTER OF THE WEEK

- M11 Joey Anderson, Charlotte
 M18 Jason Hill, Charlotte
 M25 Cliff Wren, Southern Miss
 A1 B.J. Huff, UAB
 A8 Ross Gload, USF
 A15 Chad Sutter, Tulane
 A22 Jason Dellaero, USF
 A29 Chris Heintz, USF
 MY5 Tony Hausladen, Saint Louis
 MY12 Keith Graffagnini, Tulane

PITCHER OF THE WEEK

- M11 Scott Glaser, USF
 M18 Reggie Wheat, Southern Miss
 M25 Scott Williamson, Tulane
 A1 Chad Bradford, Southern Miss
 A8 Brian Kern, Saint Louis
 A15 Jason Navarro, Tulane
 A22 Jack Cressend, Tulane
 A29 Jesse Summey, Charlotte
 MY5 John Bale, Southern Miss
 MY12 Reggie Wheat, Southern Miss

NATIONAL PLAYERS OF THE WEEK

2006 COLLEGIATE BASEBALL/LOUISVILLE SLUGGER

- M13 Marc Maddox, Southern Miss
 A10 Matt Weston, Houston
 MY22 Brian Friday, Rice

PRO-LINE CAP/NCBWA

- F13 Aaron Luna, Rice
 M20 Daniel Best, Southern Miss
 MY16 Brad Lincoln, Houston

2005

PRO-LINE CAP/NCBWA

- F15 Brian Bogusevic, Tulane
 M15 Lance Broadway, TCU
 A26 Ricky Brooks, East Carolina
 M10 Brad Lincoln, Houston
 M24 Lance Broadway, TCU

COLLEGIATE BASEBALL

- F14 Brian Bogusevic, Tulane
 M7 Micah Owings, Tulane
 A25 Ricky Brooks, East Carolina
 M2 J.R. Crowel/Billy Mohl/Daniel Latham, Tulane

2004 NATIONAL COLLEGIATE BASEBALL WRITERS ASSOCIATION

- M1 Derek Hankins, Memphis
 M8 Ryan Frith, Southern Miss
 M15 Cliff Russum, Southern Miss
 A12 Brian Bogusevic, Tulane
 MY25 Greg Bunn, East Carolina

COLLEGIATE BASEBALL

- M1 Derek Hankins, Memphis
 M15 Cliff Russum, Southern Miss
 MY17 Brian Bogusevic, Tulane

2003 NATIONAL COLLEGIATE BASEBALL WRITERS ASSOCIATION

- M11 Jonny Kaplan, Tulane
 M4 Jeff Cook, Southern Miss
 M25 Michael Aubrey, Tulane

COLLEGIATE BASEBALL

- M3 Lucas Trotter, UAB
 A21 Brad Sullivan, Houston

2002 NATIONAL COLLEGIATE BASEBALL WRITERS ASSOCIATION

- F25 Jesse Crain, Houston
 M4 Jeff Cook, Southern Miss
 M25 Brad Sullivan, Houston

COLLEGIATE BASEBALL

- F25 Jesse Crain, Houston
 M4 Jeff Cook, Southern Miss
 M11 Mark Jurich, Louisville
 M25 Brad Sullivan, Houston
 A15 Brad Sullivan, Houston

BASEBALL WEEKLY

- A16 Joe List, Cincinnati

2001 NATIONAL COLLEGIATE BASEBALL WRITERS ASSOCIATION

- M20 Daniel Ugla, Memphis
 A22 Jake Gautreau, Tulane
COLLEGIATE BASEBALL
 A22 Jake Gautreau, Tulane

1999 COLLEGIATE BASEBALL

- M1 Craig House, Memphis
 M22 Jason Sparks, Tulane
 MY3 Mike Eylward, USF

1998 COLLEGIATE BASEBALL

- F16 Jason Hill, Charlotte
 M2 Craig House, Memphis
 M9 Josh Bobbitt, Tulane
 M23 Shayne Carnes, UAB
 A20 Jason Stanford, Charlotte
SPORTING NEWS
 A27 Shane Nance, Houston

1997 COLLEGIATE BASEBALL

- M17 James Matan, Charlotte
 M31 Brannon Player, Charlotte
 A14 Cliff Wren, Southern Miss
 MY5 Chad Harville, Memphis

ALL-AMERICANS

2006

ABCA

First Team

- RHP Brad Lincoln, Houston
 RHP Eddie Degerman, Rice
Second Team
 LHP Cole St.Clair, Rice

BASEBALL AMERICA

First Team

- RHP Brad Lincoln, Houston
 RHP Eddie Degerman, Rice
 LHP Cole St.Clair, Rice
 1B Mark Hamilton, Tulane
 SS Brian Friday, Rice
 UT Brad Lincoln, Houston
Third Team
 3B Josh Rodriguez, Rice

COLLEGIATE BASEBALL

First Team

- RHP Brad Lincoln, Houston
 RHP Eddie Degerman, Rice
Second Team
 C Jake Smith, East Carolina
Third Team
 LHP Cole St.Clair, Rice
 1B Mark Hamilton, Tulane
 SS Brian Friday, Rice

COLLEGE BASEBALL FOUNDATION

Second Team

- RHP Brad Lincoln, Houston
 RHP Eddie Degerman, Rice
 SS Brian Friday, Rice

NATIONAL COACH OF THE YEAR

- Wayne Graham, Rice

NCBWA

First Team

- P/UT Brad Lincoln, Houston
 RHP Eddie Degerman, Rice
 LHP Cole St.Clair, Rice
Second Team
 C Jake Smith, East Carolina

Third Team

- 3B Marc Maddox, Southern Miss
 P/UT Joe Savery, Rice
 RHP Daniel Best, Southern Miss

ROSENBLATT REPORT

First Team

- DH Mark Hamilton, Tulane
 UT Brad Lincoln, Houston
 RHP Eddie Degerman, Rice
 LHP Cole St.Clair, Rice
Second Team
 SS Brian Friday, Rice

FRESHMAN ALL-AMERICANS

BASEBALL AMERICA

First Team

- OF Aaron Luna, Rice
 OF Warren McFadden, Tulane
 C/P Luis Flores, Houston

COLLEGIATE BASEBALL

First Team

- 1B Michael Ewing, Southern Miss
 SS Brian Dozier, Southern Miss
 OF Aaron Luna, Rice
 OF Warren McFadden, Tulane
 OF Luke Adkins, Southern Miss
 C/P Luis Flores, Houston

ABCA ALL-REGION TEAMS

EAST REGION

Second Team

- RHP Brody Taylor, East Carolina

MIDEAST REGION

Second Team

- DH Brendan Murphy, Marshall

SOUTH REGION

First Team

- RP Daniel Best, Southern Miss
 1B Mark Hamilton, Tulane
Second Team
 3B Marc Maddox, Southern Miss

SOUTH CENTRAL REGION

First Team

- SP Eddie Degerman, Rice
 SP Brad Lincoln, Houston
 RP Cole St.Clair, Rice
Second Team
 2B Greg Buchanan, Rice
 SS Brian Friday, Rice
 3B Josh Rodriguez, Rice
 OF Matt Weston, Houston

ACADEMIC ALL-AMERICANS

ESPN THE MAGAZINE ALL-AMERICAN

First Team

- Eddie Degerman, P, Rice
 Marc Maddox, IF, Southern Miss

ALL-DISTRICT

District 2 First Team

- Brent Mason, IF, Marshall

District 6 First Team

- Eddie Degerman, P, Rice
 Marc Maddox, IF, Southern Miss
 Mark Hamilton, 1B, Tulane

District 6 Second Team

- Craig Crow, P, Rice
 Brian Friday, IF, Rice
 Tyler Henley, OF, Rice
 Joe Savery, IF/DH/P, Rice
 Trey Sutton, 2B, Southern Miss



2005 ABCA

First Team

RHP Lance Broadway, TCU

Second Team

SS Tommy Manzella, Tulane

Third Team

LHP Brian Bogusevic, Tulane

BASEBALL AMERICA

National Coach of the Year

Rick Jones, Tulane

First Team

RHP Lance Broadway, TCU

Third Team

UT Micah Owings, Tulane

LHP Brian Bogusevic, Tulane

USA TODAY/SPORTS WEEKLY

Second Team

RHP Lance Broadway, TCU

COLLEGIATE BASEBALL

First Team

RHP Lance Broadway, TCU

LHP Brian Bogusevic, Tulane

Second Team

UT Micah Owings, Tulane

Third Team

C Brad Willcutt, Southern Miss

NCBWA

District XII Player of the Year

RHP Lance Broadway, TCU

First Team

RHP Lance Broadway, TCU

C Brad Willcutt, Southern Miss

Second Team

LHP Brian Bogusevic, Tulane

Third Team

RHP Daniel Best, Southern Miss

FRESHMAN ALL- AMERICANS

COLLEGIATE BASEBALL

First Team

3B Brad Emaus, Tulane

2B Trey Sutton, Southern Miss

ESPN THE MAGAZINE ACADEMIC ALL-AMERICA

First Team

SS Tommy Manzella, Tulane

2004 ABCA

Second Team

OF Ryan Jones, East Carolina

UT Brian Bogusevic, Tulane

RHP Greg Bunn, East Carolina

BASEBALL AMERICA

Second Team

OF Ryan Jones, East Carolina

2B Jarrett Hoffpauir, Southern Miss

Miss

UT Brian Bogusevic, Tulane

USA TODAY/SPORTS WEEKLY

Second Team

2B Jarrett Hoffpauir, Southern Miss

OF Ryan Frith, Southern Miss

COLLEGE BASEBALL INSIDER

First Team

2B Jarrett Hoffpauir, Southern Miss

OF Ryan Jones, East Carolina

RHP Austin Tubb, Southern Miss

Second Team

OF Ryan Frith, Southern Miss

RHP Greg Bunn, East Carolina

Honorable Mention

1B Ryan Norwood, East Carolina

UT Brian Bogusevic, Tulane

RHP Robbie Findlay, TCU

COLLEGIATE BASEBALL

First Team

OF Ryan Jones, East Carolina

RHP Austin Tubb, Southern Miss

Second Team

OF Ryan Frith, Southern Miss

Third Team

1B Ryan Norwood, East Carolina

2B Trevor Lawhorn, East Carolina

2B Jarrett Hoffpauir, Southern Miss

SS Matt Shepherd, Southern Miss

RHP Greg Bunn, East Carolina

NCBWA

District IV Co-Player of the Year

OF Ryan Jones, East Carolina

First Team

OF Ryan Jones, East Carolina

2B Jarrett Hoffpauir, Southern Miss

RHP Austin Tubb, Southern Miss

Second Team

OF Ryan Frith, Southern Miss

RHP Greg Bunn, East Carolina

Third Team

OF Matt Barkert, Tulane

FRESHMAN ALL- AMERICANS

COLLEGIATE BASEBALL

First Team

SS German Duran, TCU

3B Shelby Ford, TCU

OF Chad Huffman, TCU

RHP Shane Mathews, East Carolina

RHP Patrick Ezell, Southern Miss

RHP Casey Hudspeth, USF

2003 ABCA

First Team

RHP Ryan Wagner, Houston

1B Michael Aubrey, Tulane

OF Clint King, Southern Miss

Third Team

OF Jeff Cook, Southern Miss

BASEBALL AMERICA

First Team

RHP Ryan Wagner, Houston

1B Michael Aubrey, Tulane

Third Team

OF Clint King, Southern Miss

OF Jeff Cook, Southern Miss

USA TODAY/SPORTS WEEKLY

First Team

RHP Ryan Wagner, Houston

OF Jeff Cook, Southern Miss

OF Clint King, Southern Miss

Second Team

1B Michael Aubrey, Tulane

COLLEGIATE BASEBALL

First Team

RHP Ryan Wagner, Houston

Second Team

1B Michael Aubrey, Tulane

Third Team

RHP Clayton Jerome, TCU

OF Jeff Cook, Southern Miss

OF Clint King, Southern Miss

NCBWA

District XII Co-Player of the Year

1B Michael Aubrey, Tulane

First Team

OF Clint King, Southern Miss

Second Team

1B Michael Aubrey, Tulane

OF Jeff Cook, Southern Miss

Third Team

RHP Ryan Wagner, Houston

RHP Austin Tubb, Southern Miss

FRESHMAN ALL- AMERICANS

BASEBALL AMERICA

Second Team

LHP J.R. Crowl, Tulane

UT Brian Bogusevic, Tulane

COLLEGIATE BASEBALL

First Team

1B Marc Maddox, Southern Miss

LHP J.R. Crowl, Tulane

UT Brian Bogusevic, Tulane

2002 ABCA

First Team

RHP Brad Sullivan, Houston

Second Team

OF Terry Trofholz, TCU

UT Jesse Crain, Houston

BASEBALL AMERICA

First Team

RHP Brad Sullivan, Houston

UT Jesse Crain, Houston

Second Team

C Chris Snyder, Houston

UT Darryl Lawhorn, East Carolina

Third Team

2B James Jurries, Tulane

BASEBALL WEEKLY

First Team

RHP Brad Sullivan, Houston

UT Jesse Crain, Houston

Second Team

OF Terry Trofholz, TCU

COLLEGIATE BASEBALL

First Team

RHP Brad Sullivan, Houston

Second Team

2B James Jurries, Tulane

NCBWA

District XII Co-Player of the Year

2B James Jurries, Tulane

First Team

RHP Brad Sullivan, Houston

Second Team

2B James Jurries, Tulane

OF Terry Trofholz, TCU

UT Jesse Crain, Houston

Third Team

C Chris Snyder, Houston

OF Mark Jurich, Louisville

UT Darryl Lawhorn, East Carolina

FRESHMAN ALL- AMERICANS

BASEBALL AMERICA

First Team

3B Jeff Baisley, USF

UT Darryl Lawhorn, East Carolina

Second Team

C Devin Ivany, USF

COLLEGIATE BASEBALL

Tri-National Freshman of the Year

UT Darryl Lawhorn, East Carolina

First Team

LHP Zach Jackson, Louisville

RHP Greg Bunn, East Carolina

RHP Cliff Russum, Southern Miss

C Brad Willcutt, Southern Miss

2B Jarrett Hoffpauir, Southern Miss

SS Matt Shepherd, Southern Miss

Honorable Mention

OF Adam Willard, Charlotte

P Kyle Markle, Cincinnati

2B Stuart Musslewhite, Houston

IF Brent Dlugach, Memphis

3B Jeff Baisley, USF

C Devin Ivany, USF

OF Gerald Clark, Tulane

ALL-TIME AWARDS

99

2007 C-USA BASEBALL

C-USA



ALL-TIME AWARDS

100

2007 C-USA BASEBALL



2001 ABCA

First Team

- 3B Jake Gautreau, Tulane
- Second Team
- 2B Daniel Uggla, Memphis

Baseball America
First Team

- 3B Jake Gautreau, Tulane
- Second Team
- 3B Kevin Youkilis, Cincinnati
- Third Team
- 2B Daniel Uggla, Memphis

Baseball Weekly
First Team

- 2B Daniel Uggla, Memphis
- 3B Jake Gautreau, Tulane
- Second Team
- SS Andy Cannizaro, Tulane

Collegiate Baseball
Second Team

- 2B Daniel Uggla, Memphis
- SS Andy Cannizaro, Tulane
- 3B Jake Gautreau, Tulane
- Third Team
- 3B Kevin Youkilis, Cincinnati

NCBWA

District XII Player of the Year

- 3B Jake Gautreau, Tulane
- First Team
- 3B Jake Gautreau, Tulane
- Second Team
- 2B Daniel Uggla, Memphis
- Third Team
- 3B Kevin Youkilis, Cincinnati

SPORTING NEWS
Second Team

- RHP Kyle Crowell, Houston

FRESHMAN ALL-AMERICANS

Baseball America

National Freshman of the Year

- UT Michael Aubrey, Tulane
- First Team
- 2B Anthony Giarratano, Tulane
- UT Michael Aubrey, Tulane
- Second Team
- P Brad Sullivan, Houston

Baseball Weekly
First Team

- 3B Myron Leslie, USF
- P Brad Sullivan, Houston
- UT Michael Aubrey, Tulane

Collegiate Baseball
First Team

- 3B Myron Leslie, USF
- UT Michael Aubrey, Tulane
- Honorable Mention
- OF Thomas Bowker, Charlotte
- OF Michael Bourn, Houston
- 3B Hyung Cho, Houston
- P Austin Faught, Houston
- P Gene Flores, Houston
- 2B Anthony Giarratano, Tulane
- OF Mark Jurich, Louisville

- P Brad Sullivan, Houston
- P Jon Uhl, USF

Sporting News

National Freshman of the Year

- UT Michael Aubrey, Tulane

GTE Academic All-Americans
Second Team

- IB Craig Tewes, Cincinnati

2000 ABCA
Second Team

- RHP Kyle Crowell, Houston
- 3B Jake Gautreau, Tulane

Baseball America
Third Team

- RHP Kyle Crowell, Houston

Collegiate Baseball
Second Team

- RHP Kyle Crowell, Houston
- Third Team
- LHP Jared Berkowitz, Tulane
- 3B Jake Gautreau, Tulane

NCBWA
Second Team

- RHP Kyle Crowell, Houston
- LHP Jared Berkowitz, Tulane
- C Jarrod Bitter, Houston
- 3B Kevin Youkilis, Cincinnati

SPORTING NEWS
Second Team

- RHP Kyle Crowell, Houston

FRESHMAN ALL-AMERICANS

Baseball America
Third Team

- OF Mitch Jones, UAB
- OF Mike Taylor, Charlotte

Collegiate Baseball
First Team

- OF Mike Taylor, Charlotte
- Honorable Mention
- P Shea Douglas, Southern Miss
- P Bryan Harris, Houston
- P Zach Placzek, Saint Louis
- IF Nick Bourgeois, Tulane

GTE Academic All-Americans
First Team

- IB/DH Brent Laircey, UAB

1999

Collegiate Baseball
First Team

- RP Brandon Belanger, Tulane
- C Chad Sutter, Tulane
- Second Team
- 2B James Jurries, Tulane
- Third Team
- P Kyle Crowell, Houston

Baseball America
Second Team

- 2B James Jurries, Tulane
- Freshman of the Year
- 2B James Jurries, Tulane

Baseball Weekly
Second Team

- C Chad Sutter, Tulane
- 2B James Jurries, Tulane

NCBWA
Second Team

- P Kyle Crowell, Houston
- C Chad Sutter, Tulane
- Third Team
- 1B J.P. Woodward, Houston
- 2B James Jurries, Tulane
- 2B Brandon Canaway, Houston
- Honorable Mention
- P Henry Bonilla, Tulane
- 1B Michael Artman, Southern Miss
- SS Andy Cannizaro, Tulane

College Baseball Insider
Freshman of the Year

- 2B James Jurries, Tulane
- First Team
- C Chad Sutter, Tulane
- 2B James Jurries, Tulane

FRESHMAN ALL-AMERICANS

Collegiate Baseball
Freshman of the Year

- 2B James Jurries, Tulane
- First Team
- 2B James Jurries, Tulane
- 3B Jake Gautreau, Tulane
- Honorable Mention
- DH Darren Welch, Southern Miss

GTE Academic All-Americans
First Team

- IF Key Voshell, Louisville
- Second Team
- 1B Doug Lorenz, Louisville

1998

Collegiate Baseball
Second Team

- 3B Bo Robinson, Charlotte
- OF James Matan, Charlotte
- Third Team
- P Josh Bobbitt, Tulane
- OF Jason Sparks, Tulane

ABCA/Rawlings
First Team

- 3B Bo Robinson, Charlotte
- Second Team
- P Josh Bobbitt, Tulane
- OF James Matan, Charlotte
- Third Team
- DH Cliff Wren, Southern Miss
- OF Shayne Carnes, UAB

NCBWA

- First Team
- OF James Matan, Charlotte
- Second Team
- 3B Bo Robinson, Charlotte
- Third Team
- P Josh Bobbitt, Tulane
- OF Shayne Carnes, UAB
- OF Jason Sparks, Tulane

FRESHMAN ALL-AMERICANS

Collegiate Baseball
First Team

- 3B Daniel Boyd, USF
- Honorable Mention
- P Brion Treadway, Charlotte
- P John Vigue, USF
- 1B Jayme Sperring, Houston

GTE Academic All-Americans
First Team

- 1B Jeremy Schied, Southern Miss

1997

Collegiate Baseball
Second Team

- P Jason Navarro, Tulane
- Third Team
- 1B Ross Gload, USF
- 3B Dustin Carr, Houston

NCBWA

- First Team
- P Jason Navarro, Tulane
- 1B Ross Gload, USF
- OF Goeffrey Tomlinson, Houston
- Third Team
- SS Jason Dellaero, USF

1996

Collegiate Baseball
Second Team

- P Jason Navarro, Tulane
- Third Team
- 3B Chris Heintz, USF
- OF Joey Anderson, Charlotte

Smith Super Team
Second Team

- P Mark Roberts, USF
- Third Team
- P Jason Navarro, Tulane
- 1B Ross Gload, USF
- 3B Chris Heintz, USF
- OF Joey Anderson, Charlotte
- Honorable Mention
- OF Steve Barhorst, Cincinnati
- OF Brian Hughes, Tulane

FRESHMAN ALL-AMERICANS

Collegiate Baseball
First Team

- C Chad Sutter, Tulane
- 1B Cliff Wren, Southern Miss
- Honorable Mention
- OF Mike Pilger, USF

AD
ALL-DECADE TEAM

2006 – Brad Lincoln, Houston

Dick Howser Trophy Winner
ABCA/Rawlings National Player of the Year
Brooks Wallace Award

Lincoln emerged as one of the nation's finest all-around players in 2006. He compiled a sparkling 12-2 record with a 1.69 ERA and 152 strikeouts in 127.2 innings of work. Those numbers were even better in C-USA games only where he assembled a 7-0 record with a 1.28 ERA.

Lincoln's strikeout total ranked as the third-best mark in UH single-season history and moved him into third in UH career history with 293 punchouts.

A consensus All-American, he was named a C-USA Pitcher of the Week four times during the regular season and was honored as the Pro-Line Cap National Pitcher of the Week after tossing a five-hit shutout with nine strikeouts in the series opener at No. 1 Rice on May 12.

However, Lincoln was one of the Cougars' leading hitters all season. In 2006, he compiled a .295 batting average with 14 home runs and a team-leading 53 RBIs. He blasted a three-run walk-off homer in the bottom of the 10th inning to lead the Cougars to an 11-10 win over Texas-San Antonio in the season opener on Feb. 7.

With his pitching and offensive numbers, Lincoln ranked among the Top 10 C-USA individual leaders in five of the six Triple Crown categories for the majority of the 2006 season.



**NATIONAL PLAYER
OF THE YEAR
AWARDS**

101

2007 C-USA BASEBALL

2006 – Jake Smith, East Carolina

Johnny Bench Award Winner

East Carolina catcher Jake Smith was named the 2006 Coleman Company-Johnny Bench Award recipient, which is given to the nation's top collegiate catcher by the Greater Wichita Area Sports Commission.

Smith, who earned National Collegiate Baseball Writers Association (NCBWA) and Louisville Slugger second-team All-America honors, led the Pirates in seven offensive categories in 2006, including average, hits, doubles, RBI, total bases and slugging percentage, while ranking second in home runs with 13.

The Greensboro, N.C. native became the eighth Pirate to earn first-team All-Conference USA honors with his selection in May. Earlier in the season Smith took home C-USA Hitter of the Week honors on Feb. 27 after collecting a then-best five RBI against Duke in a 19-5 win. Smith finished his collegiate career with 29 home runs and 135 RBIs, which ranks in the top 12 on ECU's all-time charts.



NATIONAL PLAYERS OF THE YEAR

- 2006 **Brad Lincoln, Houston** (*Dick Howser Trophy Winner, ABCA/Rawlings National Player of the Year, Brooks Wallace Award*)
- 2006 **Jake Smith, East Carolina** (*Johnny Bench Award Winner*)
- 2003 **Jeff Niemann, Rice** (*College Baseball Insider*)
- 1999 **Mario Ramos, Rice** (*College Baseball Insider*)
- 1998 **Damon Thames, Rice** (*ABCA/Rawlings National Player of the Year*)
- 1997 **Lance Berkman, Rice** (*Robert E. Smith Award, NCBWA*)

NATIONAL FRESHMAN OF THE YEAR


- 2005 **Joe Savery, Rice** (*Baseball America, Collegiate Baseball*)
- 2002 **Darryl Lawhorn, East Carolina** (*Baseball America*)
- Philip Humber, Rice** (*Baseball America*)
- Vincent Sinisi, Rice** (*Baseball America*)
- 2001 **Michael Aubrey, Tulane** (*Baseball America, Collegiate Baseball, The Sporting News*)
- 1999 **James Jurries, Tulane** (*Baseball America, Collegiate Baseball, College Baseball Insider*)

C-USATM

CONFERENCE USA PLAYERS IN MAJOR LEAGUE BASEBALL

The following is a list of active players from Conference USA schools are currently playing at the major league level.

Player	Position	MLB Affiliation	C-USA School
Chad Tracy	IF	Arizona Diamondbacks	East Carolina
Michael Bourn	OF	Philadelphia Phillies	Houston
Jesse Crain	RHP	Minnesota Twins	Houston
Chris Snyder	C	Arizona Diamondbacks	Houston
Ryan Wagner	RHP	Washington Nationals	Houston
Woody Williams	RHP	Houston Astros	Houston
Chad Harville	RHP	Tampa Bay Devil Rays	Memphis
Jonathan Leicester	RHP	Texas Rangers	Memphis
Ryan O'Malley	LHP	Chicago Cubs	Memphis
Cliff Politte	RHP	Free Agent	Memphis
Daniel Uggla	IF	Florida Marlins	Memphis
David Aardsma	RHP	Chicago White Sox	Rice
Philip Barzilla	RHP	Houston Astros	Rice
Lance Berkman	OF	Houston Astros	Rice
Tim Byrdak	LHP	Baltimore Orioles	Rice
Bubba Crosby	OF	Cincinnati Reds	Rice
Jose Cruz, Jr.	OF	San Diego Padres	Rice
Philip Humber	RHP	New York Mets	Rice
Jeff Niemann	RHP	Tampa Bay Devil Rays	Rice
Chad Bradford	RHP	Baltimore Orioles	Southern Miss
Michael Aubrey	IF	Cleveland Indians	Tulane
James Jurries	IF	Atlanta Braves	Tulane
Tony Giarratano	SS	Detroit Tigers	Tulane
Chris Hammond	LHP	Free Agent	UAB
Mike Maroth	LHP	Detroit Tigers	UCF
Chad Mottola	OF	Toronto Blue Jays	UCF



Lance Berkman,
Houston Astros



Chad Tracy,
Arizona Diamondbacks



Dan Uggla,
Florida Marlins

PLAYERS IN
THE PROS

102

2007 C-USA BASEBALL

C-USATM

CONFERENCE USA PLAYERS IN MINOR LEAGUE BASEBALL

The following is a list of players that are playing professionally in the minor leagues. Teams listed are 2005 squads.

PLAYER	TEAM	LEAGUE	MLB AFFILIATION	C-USA SCHOOL
Matt Bishop	Hickory	Carolina (A)	Pittsburgh	East Carolina
Ricky Brooks	Kannapolis	Carolina (A)	Chicago White Sox	East Carolina
Greg Bunn	Savannah	South Atlantic (A)	Washington	East Carolina
P.J. Connelly	Orem	Pioneer (R)	LA Angels	East Carolina
Trevor Lawhorn	Sarasota	Florida State (A)	Cincinnati	East Carolina
Mark Minicozzi	San Jose	California (A)	San Francisco	East Carolina
Sam Narron	Scottsdale	Arizona Fall League		East Carolina
Ryan Norwood	Peoria	Midwest (A)	Chicago Cubs	East Carolina
John Poppert	Savannah	South Atlantic (A)	Washington	East Carolina
Jake Smith	Vancouver	Northwest (R)	Oakland	East Carolina
Travis Thompson	Frisco	Texas (AA)	Texas	East Carolina
Glenn Tucker	Mississippi	Southern (AA)	Atlanta	East Carolina
Adam Witter	Salem-Keizer	Northwest (R)	San Francisco	East Carolina
Patrick Breen	Montgomery	Southern (AA)	Tampa Bay	Houston
Rob Johnson	Tacoma	Pacific Coast (AAA)	Seattle	Houston
Brad Lincoln	Hickory	South Atlantic (A)	Pittsburgh	Houston
Brett Logan	Vermont	N.Y. - Penn (A)	Washington	Houston
Garrett Mock	Harrisburg	Eastern (AA)	Washington	Houston
Kevin Roberts	West Virginia	South Atlantic (A)	Milwaukee	Houston
Shaun Skrehot	Indianapolis	Pacific Coast (AAA)	Pittsburgh	Houston
Brad Sullivan	Stockton	California (A)	Oakland	Houston
Travis Tully	Yakima	Northwest (R)	Arizona	Houston
Justin Vaclavik	Hickory	South Atlantic (A)	Pittsburgh	Houston
Matt Varner	Lake Elsinore	California (A)	San Diego	Houston
Matt Weston	Salem-Keizer	Northwest (R)	San Francisco	Houston
Danny Zell	Erie	Eastern (AA)	Detroit	Houston
Brent Dlugach	Toledo	International (AAA)	Detroit	Memphis
Bill Edwards	Arkansas	Texas (AA)	LA Angels	Memphis
Jarrett Grube	Modesto	California (A)	Colorado	Memphis
Derek Hankins	Lynchburg	Carolina (A)	Pittsburgh	Memphis
Josh Stewart	Albuquerque	Pacific Coast (AAA)	Florida	Memphis
Matt Anderson	Fresno	Pacific Coast (AAA)	San Francisco	Rice
Eric Arnold	New Hampshire	Eastern (AA)	Toronto	Rice
Philip Barzilla	Round Rock	Pacific Coast (AAA)	Houston	Rice
Hunter Brown	Tacoma	Pacific Coast (AAA)	Seattle	Rice
Greg Buchanan	Tri-City	N.Y. - Penn (A)	Houston	Rice
Bryce Cox	Wilmington	Carolina (A)	Boston	Rice
Craig Crow	Spokane	Northwest (R)	Texas	Rice
Justin Crowder	Midland	Texas (AA)	Oakland	Rice
Enrique Cruz	Binghampton	Eastern (AA)	New York Mets	Rice
Eddie Degerman	State College	N.Y. - Penn (A)	St. Louis	Rice
Josh Geer	Lake Elsinore	California (A)	San Diego	Rice
Marc Gwyn	Salt Lake	Pacific Coast (AAA)	LA Angels	Rice
Paul Janish	Chattanooga	Southern (AA)	Cincinnati	Rice
Lance Pendleton	Staten Island	N.Y. - Penn (A)	New York Yankees	Rice
Mark Quinn	Charlotte	International (AAA)	Chicago White Sox	Rice
Mario Ramos	Portland	Pacific Coast (AAA)	San Diego	Rice
Josh Rodriguez	Mahoning Valley	N.Y. - Penn (A)	Cleveland	Rice
Justin Ruchti	San Antonio	Texas (AA)	Seattle	Rice

PLAYERS IN
THE PROS

103

2007 C-USA BASEBALL

C-USA™

CONFERENCE USA PLAYERS IN MINOR LEAGUE BASEBALL - (Continued)

PLAYER	TEAM	LEAGUE	MLB AFFILIATION	C-USA SCHOOL
Vince Sinisi	Oklahoma City	Pacific Coast (AAA)	Texas	Rice
Jon Skaggs	Corpus Christi	Texas (AA)	Houston	Rice
Craig Stansberry	Indianapolis	International (AAA)	Pittsburgh	Rice
Wade Townsend	Columbus	South Atlantic (A)	Tampa Bay	Rice
Daniel Best	Idaho Falls	Pioneer (R)	Kansas City	Southern Miss
Jarrett Hoffpauir	Springfield	Texas (AA)	St. Louis	Southern Miss
Toddric Johnson	Kane County	Midwest (A)	Oakland	Southern Miss
Marc Maddox	Idaho Falls	Pioneer (R)	Kansas City	Southern Miss
Scott Massey	Gulf Coast	Gulf Coast (R)	Pittsburgh	Southern Miss
Bob McCrory	Aberdeen	N.Y.-Penn (A)	Baltimore	Southern Miss
Anthony Rawson	Tampa	Florida State (A)	New York Yankees	Southern Miss
Brad Willcutt	West Virginia	South Atlantic (A)	Milwaukee	Southern Miss
Brian Bogusevic	Lexington	South Atlantic (A)	Houston	Tulane
Henry Bonilla	Rochester	International (A)	Minnesota	Tulane
Brian Bormaster	Lansing	Midwest (A)	Toronto	Tulane
Andy Cannizaro	Columbus	International (AAA)	N.Y. Yankees	Tulane
Jake Gautreau	Buffalo	International (AAA)	Cleveland	Tulane
Mark Hamilton	Quad Cities	Midwest (A)	St. Louis	Tulane
James Jurries	Richmond	International (AAA)	Atlanta	Tulane
Tommy Manzella	Lexington	South Atlantic (A)	Houston	Tulane
Micah Owings	Tucson	Pacific Coast (AAA)	Arizona	Tulane
Nathan Southard	State College	N.Y. - Penn (A)	St. Louis	Tulane
Dan DeMent	New Orleans	Pacific Coast (AAA)	Washington	UAB
Ryan Metcalf	Arizona	Arizona Fall League	Milwaukee	UAB
Ryan Bear	Carolina	Carolina (A)	Florida	UCF
Mike Billek	Peoria	Midwest (A)	Chicago Cubs	UCF
Dee Brown	Vermont	N.Y. - Penn (A)	Washington	UCF
Drew Butera	Savannah	South Atlantic (A)	Washington	UCF
Matt Fox	Elizabethtown	Appalachian (A)	Minnesota	UCF
Bo Hall	Brevard County	Florida State (A)	Milwaukee	UCF
Matt Meath	Lynchburg	Carolina (A)	Pittsburgh	UCF
Mike Myers	Birmingham	Southern (AA)	Chicago White Sox	UCF
Justin Pope	Trenton	Eastern (AA)	New York Yankees	UCF
Eric Riggs	Las Vegas	Pacific Coast (AAA)	LA Dodgers	UCF
Von Stertzbach	Arkansas	Texas (AA)	LA Angels	UCF
Clay Timpner	Fresno	Pacific Coast (AAA)	San Francisco	UCF



**Philip Humber,
New York Mets**



**Mike Maroth,
Detroit Tigers**



**Chris Snyder,
Arizona Diamondbacks**

PLAYERS IN
THE PROS

104

1997 C-USA BASEBALL

C-USA™

2006 DRAFTEES

EAST CAROLINA

Jake Smith C 21st Round Oakland Athletics
Shane Mathews RHP 26th Round San Francisco Giants

HOUSTON

Brad Lincoln RHP 1st Round Pittsburgh Pirates
Matt Weston OF 12th Round San Francisco Giants
Brett Logan C 26th Round Washington Nationals

Isa Garcia 2B 34th Round St. Louis Cardinals

MEMPHIS

Ricky Brooks RHP 3rd Round Chicago White Sox

RICE

Josh Rodriguez 3B 2nd Round Cleveland Indians
Bryce Cox RHP 3rd Round Boston Red Sox
Eddie Degerman RHP 4th Round St. Louis Cardinals
Greg Buchanan 2B 9th Round Houston Astros
Craig Crow RHP 11th Round Texas Rangers
Nathan Tacker RHP 19th Round Seattle Mariners
Tyler Henley OF 50th Round Houston Astros

SOUTHERN MISS

Marc Maddox IF 9th Round Kansas City Royals
Daniel Best RHP 14th Round Kansas City Royals
Toddric Johnson OF 14th Round Oakland Athletics
Scott Massey RHP 24th Round Pittsburgh Pirates
Damion Carter OF 46th Round Kansas City Royals

TULANE

Mark Hamilton 1B 2nd Round St. Louis Cardinals
Nathan Southard OF 17th Round St. Louis Cardinals
Billy Mohl RHP 25th Round Philadelphia Phillies

UCF

Tim Bascom RHP 6th Round San Diego Padres

2005 DRAFTEES

CINCINNATI

Mark Haske SS 23rd Round Detroit Tigers
Josh Kay RHP 31st Round Oakland A's

EAST CAROLINA

Ricky Brooks RHP 3rd Round Chicago White Sox
Billy Richardson SS 14th Round San Diego Padres
Mark Minicozzi IF 17th Round San Francisco Giants
Brian Cavanaugh OF 21st Round San Diego Padres

HOUSTON

Kevin Roberts RHP 5th Round Milwaukee Brewers
Justin Vaclavik RHP 7th Round Pittsburgh Pirates
Travis Tully OF 23rd Round Arizona Diamondbacks

SOUTHERN MISS

Brad Willcutt C 27th Round Milwaukee Brewers

TCU

Lance Broadway RHP 1st Round Chicago White Sox
Kyle Dahlberg C 13th Round Baltimore Orioles
Stuart Musslewhite IF 24th Round Baltimore Orioles
Shawn Ferguson RHP 36th Round Baltimore Orioles

TULANE

Brian Bogusevic LHP 1st Round Houston Astros
Micah Owings RHP 3rd Round Arizona Diamondbacks
Tommy Manzella SS 3rd Round Houston Astros
Greg Dini C 12th Round Los Angeles Angels

USF

Jeff Baisley IF 12th Round Oakland A's

2004 DRAFTEES

EAST CAROLINA

Greg Bunn RHP 5th Round Montreal Expos
Trevor Lawhorn 2B 9th Round Cincinnati Reds
Ryan Norwood 1B 9th Round Chicago Cubs
Darryl Lawhorn OF 11th Round Arizona Diamondbacks

John Poppert C 17th Round Montreal Expos
Matt Bishop RHP 17th Round Pittsburgh Pirates
Ryan Jones OF 22nd Round Oakland A's

HOUSTON

Garrett Mock RHP 3rd Round Arizona Diamondbacks
Rob Johnson C 4th Round Seattle Mariners
Matt Varner RHP 11th Round San Diego Padres
Rickey Putnam RHP 20th Round San Francisco Giants
Patrick Breen OF 21st Round Tampa Bay Devil Rays
Brett Cooley 1B 34th Round St. Louis Cardinals

LOUISVILLE

J.T. LaFountain 1B 48th Round Colorado Rockies

MEMPHIS

Brent Dlugach SS 6th Round Detroit Tigers

Jarrett Grube RHP 10th Round Colorado Rockies
Derek Hankins RHP 10th Round Pittsburgh Pirates
Bill Edwards RHP 29th Round Anaheim Angels

SOUTHERN MISS

Jarrett Hoffpauir 2B 6th Round St. Louis Cardinals
Matt Shepherd SS 8th Round St. Louis Cardinals
Ryan Frith OF 17th Round Philadelphia Phillies
Austin Tubb RHP 32nd Round St. Louis Cardinals
Anthony DeWitt RHP 36th Round Houston Astros

TCU

Eugene Espinelli LHP 14th Round San Francisco Giants
Clayton Jerome RHP 41st Round Texas Rangers

TULANE

Wes Swackhamer OF 5th Round St. Louis Cardinals
Brian Bormaster C 26th Round Toronto Blue Jays
Cory Hahn RHP 30th Round Toronto Blue Jays

USF

Devin Ivany C 6th Round Montreal Expos
Myron Leslie 3B 8th Round Oakland A's
Kyle Schmidt RHP 14th Round Baltimore Orioles
Mike Macaluso SS 29th Round Toronto Blue Jays

2003 DRAFTEES

EAST CAROLINA

Glenn Tucker RHP 11th Round Atlanta Braves
Davey Penny RHP 28th Round Boston Red Sox

HOUSTON

Ryan Wagner RHP 1st Round Cincinnati Reds
Brad Sullivan RHP 1st Round Oakland A's
Michael Bourn OF 4th Round Philadelphia Phillies
Danny Zell LHP 5th Round Detroit Tigers
Brett Cooley OF 23rd Round Montreal Expos

LOUISVILLE

Mark Jurich OF 13th Round Atlanta Braves
Josh Bolen OF 46th Round Tampa Bay Devil Rays

MEMPHIS

Kevin House CF 17th Round St. Louis Cardinals

USF

Myron Leslie 3B 11th Round Philadelphia Phillies
David Austen RHP 15th Round Anaheim Angels
Jon Uhl RHP 19th Round Minnesota Twins

SOUTHERN MISS

Clint King OF 3rd Round Chicago White Sox
Bob McCrory RHP 4th Round Baltimore Orioles
Jeff Cook OF 5th Round Arizona Diamondbacks

TCU

Jake Duncan OF 10th Round Baltimore Orioles
Terry Trofholz OF 22nd Round Milwaukee Brewers
Justin Hatcher C 25th Round Texas Rangers
Chris Osentowski RHP 30th Round Baltimore Orioles
Will Lewis IF 32nd Round Milwaukee Brewers

TULANE

Michael Aubrey 1B 1st Round Cleveland Indians
Tony Giarratano SS 3rd Round Detroit Tigers
Jonny Kaplan OF 12th Round Arizona Diamondbacks
Cory Hahn RHP 24th Round Oakland A's

UAB

Mitch Jones OF 25th Round Tampa Bay Devil Rays

2002 DRAFTEES

CHARLOTTE

John Maine RHP 6th Round Baltimore Orioles

CINCINNATI

Chris Hamblen C 3rd Round Texas Rangers

EAST CAROLINA

Sam Naron LHP 15th Round Texas Rangers
Clayton McCullough C 22nd Round Cleveland Indians

HOUSTON

Jesse Crain SS/RHP 2nd Round Minnesota Twins
Chris Snyder C 2nd Round Arizona Diamondbacks
Brett Cooley OF 33rd Round San Francisco Giants
Keith Whatley LHP 41st Round Arizona Diamondbacks

LOUISVILLE

Adam Haley SS 13th Round Arizona Diamondbacks

SAINT LOUIS


Wes Jaiilet RHP 29th Round St. Louis Cardinals

USF

Jason Bartz RHP 17th Round Kansas City Royals
Mike Barclay OF 28th Round Boston Red Sox
Ryan Gloger LHP 46th Round Arizona Diamondbacks



Jesse Crain,
Minnesota Twins



Tony Giarratano,
Detroit Tigers



Jarrett Hoffpauir,
Springfield Cardinals

PLAYERS IN
THE PROS

105

2007 C USA BASEBALL

USA



PLAYERS IN THE PROS

106

2007 C-USA BASEBALL



SOUTHERN MISS

Shea Douglas LHP 32nd Round Cleveland Indians

TCU

Walter Olmstead 1B 6th Round Cincinnati Reds
Levi Robinson SS 34th Round Baltimore Orioles

TULANE

Nick Bourgeois LHP 4th Round Philadelphia Phillies
James Jurries IF 6th Round Atlanta Braves
Beau Richardson LHP 34th Round Philadelphia Phillies

2001 DRAFTEES

CINCINNATI

Kevin Youkilis 3B 8th Round Boston Red Sox
Curtus Moak LHP 25th Round Cincinnati Reds
Chris Hamblen C 35th Round San Francisco Giants

EAST CAROLINA

Lee Delfino SS 6th Round Toronto Blue Jays
Chad Tracy 3B 7th Round Arizona Diamondbacks

John Williamson OF 18th Round Seattle Mariners
Joseph Hastings IF 24th Round San Diego Padres

MEMPHIS

Jason Wiedmeyer LHP 6th Round San Diego Padres
Daniel Ugglia 2B 11th Round Arizona Diamondbacks
Layne Dawson RHP 26th Round Philadelphia Phillies

SAINT LOUIS

Dan Shouse LHP 39th Round St. Louis Cardinals

USF

Brendan Fuller RHP 13th Round Toronto Blue Jays
Daniel Boyd OF 26th Round Milwaukee Brewers
Mike Eylward 3B 44th Round Anaheim Angels

SOUTHERN MISS

Anthony Rawson RHP 42nd Round St. Louis Cardinals

TCU

Erick Macha SS 12th Round Arizona Diamondbacks
Chris Bradshaw RHP 14th Round Texas Rangers
Chad Durham RHP 25th Round Houston Astros

TULANE

Jake Gautreau 3B 1st Round San Diego Padres
Andy Cannizaro SS 7th Round New York Yankees
Matt Groff OF 28th Round Oakland A's

UAB

Rob Caputo RHP 18th Round Montreal Expos
Blake Allen RHP 35th Round Anaheim Angels

2000 DRAFTEES

CHARLOTTE

Brian Treadway RHP 3rd Round San Francisco Giants
Daryl Clark IF 17th Round Milwaukee Brewers
Jason Hutton OF 48th Round Chicago Cubs

HOUSTON

Greg Runser RHP 5th Round Texas Rangers
Kyle Crowell RHP 8th Round Oakland A's
Shane Nance LHP 11th Round Los Angeles

DODGERS

Kris Wilken 3B 12th Round Baltimore Orioles
Brandon Caraway OF 12th Round Philadelphia Phillies
J.P. Woodward 1B 14th Round San Diego Padres
Eric Lee OF 18th Round Houston Astros
Aaron Melebeck SS 19th Round Kansas City Royals
Jeremy Swindell LHP 20th Round Detroit Tigers
Jason Pekar OF 30th Round San Francisco Giants
Jarrod Bitter C 33rd Round San Diego Padres

LOUISVILLE

Sean Green RHP 12th Round Colorado Rockies
Brian Bentley RHP 20th Round Boston Red Sox

MEMPHIS

Jonathan Leicester RHP 11th Round Chicago Cubs

USF

Johnny Raburn SS 16th Round Anaheim Angels

TULANE

Henry Bonilla RHP 8th Round Minnesota Twins
Mickey McKee IF 32nd Round Houston Astros

1999 DRAFTEES

HOUSTON

Erick Burke LHP 11th Round Detroit Tigers
Bryan Moore RHP 13th Round Florida Marlins
Brandon Caraway 2B 18th Round Colorado Rockies
Shane Nance LHP 24th Round Los Angeles Dodgers

LOUISVILLE

James McAuley C 7th Round Kansas City Royals

MEMPHIS

Josh Stewart LHP 4th Round Chicago White Sox
Craig House RHP 12th Round Colorado Rockies

TULANE

Chad Sutter C 23rd Round New York Yankees

1998 DRAFTEES

CHARLOTTE

Joey Hammond SS 25th Round Baltimore Orioles
Bo Robinson 3B 28th Round Seattle Mariners
James Matan OF 34th Round Cincinnati Reds

UAB

Shayne Carnes OF 24th Round Philadelphia Phillies

CINCINNATI

Casey McEvoy P 16th Round Cincinnati Reds

HOUSTON

Shaun Skrehot IF 38th Round Pittsburgh Pirates

MEMPHIS

Craig House P 15th Round Pittsburgh Pirates
Cary Hiles OF 23rd Round Philadelphia Phillies

SAINT LOUIS

Michael Schaeffer P 18th Round Texas Rangers

USF

Paul Giambalvo P 21st Round Arizona Diamondbacks
Jimmie Romano C 26th Round Texas Rangers
Bill Eaton OF 36th Round Milwaukee Brewers
Kevin Boles P 42nd Round Chicago Cubs
Scott Glaser P 42nd Round Pittsburgh Pirates

TULANE

Mike Pursell IF 30th Round Cleveland Indians
Craig Brown P/O 32nd Round Cleveland Indians

1997 DRAFTEES

HOUSTON

Goeffrey Tomlinson OF 4th Round Kansas City Royals
Dustin Carr 3B 22nd Round Tampa Bay Devil Rays
Mark Manbeck P 34th Round Houston Astros

LOUISVILLE

Danny Haas OF 15th Round Boston Red Sox
Matt Berger IF 23rd Round Chicago White Sox

MEMPHIS

Chad Harville P 2nd Round Oakland A's
Heath Bender 1B 23th Round Cleveland Indians
Russ Bratton P 46th Round Minnesota Twins

SAINT LOUIS

Darin Cissell OF 18th Round San Francisco Giants
Tony Hausladen IB 19th Round Arizona Diamondbacks

USF

Jason Dellaero SS 1st Round Chicago White Sox
Dwayne Dobson P 9th Round Arizona Diamondbacks

Pat Ryan

Pat Ryan P 12th Round San Diego Padres
Ross Gload 1B 13th Round Florida Marlins
Jorge DeLeon 3B 16th Round Boston Red Sox

USF

Brandon Parker P 2nd Round Seattle Mariners
Braxton Whitehead C 14th Round Cincinnati Reds
Kyle Logan OF 21st Round Houston Astros
Jared Martin SS 24th Round Arizona Diamondbacks

Donovan Marbury SS 35th Round Boston Red Sox

TULANE

Jason Fitzgerald OF *1st Round Cleveland Indians
Jason Navarro P 5th Round St. Louis Cardinals
Michael Johns SS 19th Round Colorado Rockies
Scott Wilson 3B 40th Round St. Louis Cardinals

*compensatory pick between the first and second rounds

1996 DRAFTEES

UAB

B.J. Huff OF New York Mets

MEMPHIS

Jonathan Lyons P Boston Red Sox

SAINT LOUIS

Mike Huelsmann OF Cleveland Indians

USF

Gio Cafaro OF Milwaukee Brewers
Adam Danner P New York Yankees
Chris Heintz 3B Chicago White Sox
Mark Roberts P Chicago White Sox

SOUTHERN MISS


John Bale P Toronto Blue Jays
Chad Bradford P Chicago White Sox



**Jarrett Grube,
Modesto Nuts**



**James Jurries,
Richmond Braves**



**Mark Minicozzi,
San Jose Giants**

SAT., FEBRUARY 3

Central Missouri State at Rice
Florida International at UCF

SUN., FEBRUARY 4

Florida International at UCF

TUE., FEBRUARY 6

Stephen F. Austin at Houston
Rice at Texas State

FRI., FEBRUARY 9

Liberty at East Carolina
Southeastern Louisiana at Tulane (ZF)
TCU at UCF
Minute Maid Park Classic,
Houston, Texas
Houston vs. Baylor
Rice vs. Vanderbilt

SAT., FEBRUARY 10

Liberty at East Carolina
Tulane at Southeastern Louisiana
TCU at UCF
Minute Maid Park Classic,
Houston, Texas
Houston vs. Texas A&M
Rice vs. Baylor

SUN., FEBRUARY 11

Liberty at East Carolina
Southeastern Louisiana at Tulane (ZF)
TCU at UCF
Minute Maid Park Classic,
Houston, Texas
Houston vs. Arizona State
Rice vs. Texas A&M

TUE., FEBRUARY 13

Sam Houston State at Houston
Texas-San Antonio at Rice

FRI., FEBRUARY 16

East Carolina at UCLA
UC Irvine at Houston
Marshall at Charleston Southern
Long Beach State at Rice
Coca-Cola Classic, Hattiesburg, Miss.
Southern Illinois at Southern Miss
North Florida at Tulane (ZF)
Central Michigan at UAB
Maryland at UCF

SAT., FEBRUARY 17

East Carolina at UCLA
UC Irvine at Houston
Marshall at Charleston Southern
Long Beach State at Rice
Coca-Cola Classic, Hattiesburg, Miss.
Louisville at Southern Miss
North Florida at Tulane (ZF)
Central Michigan at UAB
Maryland at UCF

SUN., FEBRUARY 18

East Carolina at UCLA
UC Irvine at Houston
Marshall at Charleston Southern

Long Beach State at Rice
Coca-Cola Classic, Hattiesburg, Miss.
Northwestern State at Southern Miss
North Florida at Tulane (ZF)
Central Michigan at UAB
Maryland at UCF

TUE., FEBRUARY 20

McNeese State at Houston
Memphis at Ole Miss
Dallas Baptist at Rice
South Alabama at Southern Miss
UAB at Alabama A&M

WED., FEBRUARY 21

Campbell at East Carolina
New Orleans at Southern Miss

FRI., FEBRUARY 23

East Carolina Tournament,
Greenville, N.C.
St. John's at East Carolina
Frisco Tournament, Frisco, Texas
Houston vs. Texas-San Antonio
Service Academies Classic,
Millington, Tenn.
Memphis vs. BYU
Rice Invitational, Houston, Texas
Florida Atlantic at Rice
Wiregrass Classic, Dothan, Ala.
Southern Miss vs. Georgia
Southern
Tulane at Southern California
UAB at Arizona State
UCF at LSU

SAT., FEBRUARY 24

East Carolina Tournament,
Greenville, N.C.
Washington at East Carolina
Frisco Tournament, Frisco, Texas
Houston vs. Dallas Baptist
La Salle at Marshall (DH)
Service Academies Classic,
Millington, Tenn.
Memphis vs. Akron
Rice Invitational, Houston, Texas
Nebraska at Rice
Wiregrass Classic, Dothan, Ala.
Southern Miss vs. Indiana
Tulane at Southern California
UAB at Arizona State
UCF at LSU

SUN., FEBRUARY 25

East Carolina Tournament,
Greenville, N.C.
Duke at East Carolina
Frisco Tournament, Frisco, Texas
Houston vs. Texas-Arlington
La Salle at Marshall
Service Academies Classic,
Millington, Tenn.
Memphis vs. Missouri
Rice Invitational, Houston, Texas
Texas A&M Corpus Christi at Rice
Wiregrass Classic, Dothan, Ala.
Southern Miss vs. Troy

Tulane at Southern California
UAB at Arizona State
UCF at LSU

TUE., FEBRUARY 27

Houston at Texas-San Antonio
Tennessee-Martin at Memphis
Rice at Sam Houston State
Tulane at LSU
Michigan at UCF

WED., FEBRUARY 28

Southern Miss at SE Louisiana
UAB at Alabama

FRI., MARCH 2

Keith LeClair Classic, Greenville, N.C.
Pepperdine at East Carolina
Northwestern State at Houston
Buffalo at Marshall
AutoZone Classic, Memphis, Tenn.
Memphis vs. Northern Iowa (AZ)
Rice at Cal State Fullerton
Louisiana-Lafayette at Southern Miss
Wright State at Tulane (ZF)
Central Arkansas at UAB
Monmouth at UCF

SAT., MARCH 3

Keith LeClair Classic, Greenville, N.C.
NC State at East Carolina
Northwestern State at Houston
Buffalo at Marshall (DH)
AutoZone Classic, Memphis, Tenn.
Memphis vs. Indiana (AZ)
Rice at Cal State Fullerton
Louisiana-Lafayette at Southern Miss
Wright State at Tulane (ZF)
Central Arkansas at UAB
Monmouth at UCF

SUN., MARCH 4

Keith LeClair Classic, Greenville, N.C.
Western Carolina at East Carolina
Northwestern State at Houston
Buffalo at Marshall
AutoZone Classic, Memphis, Tenn.
Memphis vs. Eastern Illinois (AZ)
Rice at Cal State Fullerton
Louisiana-Lafayette at Southern Miss
Wright State at Tulane (ZF)
Central Arkansas at UAB
Monmouth at UCF

TUE., MARCH 6

North Carolina A&T at East Carolina
Lamar at Houston
Memphis at Samford
St. John's at Rice
Southern Miss vs. Alabama (P)
McNeese State at Tulane (ZF)
UAB at Mississippi State
Michigan State at UCF

COMPOSITE
SCHEDULE

107

2007 C USA BASEBALL

USATM



**COMPOSITE
SCHEDULE**

108

2007 C. USA BASEBALL

WED., MARCH 7

Marshall at Morehead State
Memphis at Samford
UNC-Asheville at Tulane (ZF)
Northeastern at UCF

FRI., MARCH 9

Cal State Fullerton at East Carolina
Princeton at Houston
Campbell at Marshall
Memphis at Clemson
Corpus Christi Classic,
Corpus Christi, Texas
Rice vs. TCU
Southern Miss at LSU
Loyola Marymount at Tulane (ZF)
Furman at UAB
Massachusetts at UCF

SAT., MARCH 10

Cal State Fullerton at East Carolina
Princeton at Houston
Campbell at Marshall (DH)
Memphis at Clemson
Corpus Christi Classic,
Corpus Christi, Texas
Rice vs. Texas Tech
Southern Miss at LSU
Loyola Marymount at Tulane (ZF)
Furman at UAB
Massachusetts at UCF

SUN., MARCH 11

Cal State Fullerton at East Carolina
Princeton at Houston
Memphis at Clemson
Corpus Christi Classic,
Corpus Christi, Texas
Rice vs. Texas A&M-Corpus Christi
Southern Miss at LSU
Loyola Marymount at Tulane (ZF)
Furman at UAB
Massachusetts at UCF

TUE., MARCH 13

Radford at East Carolina
Louisiana-Lafayette at Houston
Youngstown State at Marshall
Illinois State at Memphis
Southeastern Louisiana at
Southern Miss
New Orleans at Tulane (ZF)
Purdue at UAB
Army at UCF

WED., MARCH 14

Radford at East Carolina
Youngstown State at Marshall
Illinois State at Memphis
Southern Miss at South Alabama
Purdue at UAB

FRI., MARCH 16

Michigan at East Carolina
Houston at San Diego
Canisius at Marshall
Akron at Memphis
Cal Poly at Rice
Kent State at Southern Miss

Siena at Tulane
UAB at Kennesaw State
Rutgers at UCF

SAT., MARCH 17

Michigan at East Carolina (DH)
Houston at San Diego
Canisius at Marshall (DH)
Akron at Memphis
Cal Poly at Rice
Kent State at Southern Miss
Siena at Tulane
UAB at Kennesaw State
Rutgers at UCF

SUN., MARCH 18

Houston at San Diego
Canisius at Marshall
Akron at Memphis
Cal Poly at Rice
Kent State at Southern Miss
Siena at Tulane
UAB at Kennesaw State
Rutgers at UCF

TUE., MARCH 20

Marshall at James Madison
Middle Tennessee at Memphis
Texas A&M at Rice
Louisiana-Monroe at Southern Miss
Tulane at New Orleans
Troy at UAB

WED., MARCH 21

High Point at East Carolina
Marshall at James Madison
Middle Tennessee at Memphis
Alabama A&M at UAB

FRI., MARCH 23

Memphis at East Carolina
Houston at UCF
Tulane at Marshall (CH)
Rice at Southern Miss
UNC Asheville at UAB

SAT., MARCH 24

Memphis at East Carolina
Houston at UCF
Tulane at Marshall (CH)
Rice at Southern Miss
UNC Asheville at UAB

SUN., MARCH 25

Memphis at East Carolina
Houston at UCF
Tulane at Marshall (CH)
Rice at Southern Miss
UNC Asheville at UAB

MON., MARCH 26

Harvard at UCF

TUE., MARCH 27

Houston at Lamar
Memphis at Mississippi State
Rice at Texas

Southern Miss vs. Ole Miss (P)
Nicholls State at Tulane
Samford at UAB
UCF at Stetson

WED., MARCH 28

UNC Wilmington at East Carolina
Ohio at Marshall
Memphis at Mississippi State
UAB at Samford

FRI., MARCH 30

East Carolina at Tulane
Marshall at Rice
Southern Miss at Memphis
UCF at UAB

SAT., MARCH 31

East Carolina at Tulane
Marshall at Rice
Southern Miss at Memphis
UCF at UAB

SUN., APRIL 1

East Carolina at Tulane
Marshall at Rice
Southern Miss at Memphis
UCF at UAB

TUE., APRIL 3

Houston at Baylor
Marshall at Louisville
Prairie View A&M at Rice
Nicholls State at Southern Miss
LSU at Tulane
UCF at USF

WED., APRIL 4

East Carolina at NC State
UAB vs. Alabama (HM)

FRI., APRIL 6

Rice at East Carolina
UAB at Houston
Marshall at Liberty
Memphis at Tulane
Southern Miss at UCF

SAT., APRIL 7

Rice at East Carolina
UAB at Houston
Marshall at Liberty (DH)
Memphis at Tulane
Southern Miss at UCF

SUN., APRIL 8

Rice at East Carolina
UAB at Houston
Memphis at Tulane
Southern Miss at UCF

TUE., APRIL 10

Houston at Stephen F. Austin
Memphis at Murray State
Rice at Lamar
Louisiana-Lafayette at Tulane
Kennesaw State at UAB
UCF at Florida



WED., APRIL 11

East Carolina at UNC Wilmington
 Morehead State at Marshall
 Murray State at Memphis
 Ole Miss at Southern Miss

FRI., APRIL 13

East Carolina at Marshall (CH)
Rice at Houston
Memphis at UAB
Tulane at Southern Miss

SAT., APRIL 14

East Carolina at Marshall (CH)
Rice at Houston
Memphis at UAB
Tulane at Southern Miss

SUN., APRIL 15

East Carolina at Marshall (CH)
Rice at Houston
Memphis at UAB
Tulane at Southern Miss

TUE., APRIL 17

Houston at Texas A&M
 Marshall at Eastern Kentucky
 Austin Peay at Memphis
 Texas at Rice
 Northwestern State at Tulane
 UAB at Jacksonville State
 UCF at USF

WED., APRIL 18

Old Dominion at East Carolina
 Memphis at Austin Peay
 Louisiana-Monroe at Southern Miss
 Jacksonville State at UAB

FRI., APRIL 20

Savannah State at East Carolina
Houston at Tulane
Marshall at Memphis
UCF at Rice
UAB at Southern Miss

SAT., APRIL 21

Savannah State at East Carolina
Houston at Tulane
Marshall at Memphis
UCF at Rice
UAB at Southern Miss

SUN., APRIL 22

Savannah State at East Carolina
Houston at Tulane
Marshall at Memphis
UCF at Rice
UAB at Southern Miss

TUE., APRIL 24

East Carolina at North Carolina
 Texas-San Antonio at Houston
 Eastern Kentucky at Marshall
 Memphis at Southeast Missouri
 Sam Houston State at Rice
 Southern Miss at Mississippi State
 USF at UCF

WED., APRIL 25

Marshall at Ohio
 Memphis at Southeast Missouri
 Southern Miss at Mississippi State
 Nicholls State at Tulane

FRI., APRIL 27

Southern Miss at East Carolina
Houston at Marshall (CH)
Rice at UAB
Tulane at UCF

SAT., APRIL 28

Southern Miss at East Carolina
Houston at Marshall (CH)
Rice at UAB
Tulane at UCF

SUN., APRIL 29

Southern Miss at East Carolina
Houston at Marshall (CH)
Rice at UAB
Tulane at UCF

TUE., MAY 1

Houston at McNeese State
 New Orleans at Tulane

WED., MAY 2

Ole Miss vs. Memphis (AZ)
 Stetson at UCF

FRI., MAY 4

East Carolina at Houston
Marshall at Southern Miss
UCF at Memphis
UAB at Tulane

SAT., MAY 5

East Carolina at Houston
Marshall at Southern Miss
UCF at Memphis
UAB at Tulane

SUN., MAY 6

East Carolina at Houston
Marshall at Southern Miss
UCF at Memphis
UAB at Tulane

TUE., MAY 8

Memphis at Arkansas State
 UAB at Troy
 UCF at Stetson

WED., MAY 9

North Carolina at East Carolina
 Arkansas State at Memphis
 Texas State at Rice

FRI., MAY 11

UCF at East Carolina
Houston at Memphis
UAB at Marshall (CH)
Tulane at Rice

SAT., MAY 12

UCF at East Carolina
Houston at Memphis
UAB at Marshall (CH)
Tulane at Rice
 Dallas Baptist at Southern Miss (DH)

SUN., MAY 13

UCF at East Carolina
Houston at Memphis
UAB at Marshall (CH)
Tulane at Rice
 Dallas Baptist at Southern Miss

TUE., MAY 15

Houston at Sam Houston State
 Miami (Ohio) at Marshall
 Memphis at Tennessee-Martin
 Baylor at Rice
 Southern Miss at New Orleans

THU., MAY 17

East Carolina at UAB
Southern Miss at Houston
Marshall at UCF
Memphis at Rice
 Chicago State at Tulane

FRI., MAY 18

East Carolina at UAB
Southern Miss at Houston
Marshall at UCF
Memphis at Rice
 Chicago State at Tulane

SAT., MAY 19

East Carolina at UAB
Southern Miss at Houston
Marshall at UCF
Memphis at Rice
 Chicago State at Tulane

WED.-SUN., MAY 23-27

*Conference USA Championship
 (New Orleans, La.)*

FRI.-SUN., JUNE 1-3

NCAA Regionals (Sites TBD)

FRI.-MON., JUNE 8-11

NCAA SuperRegionals (Sites TBD)

FRI., JUNE 15-MON., JUNE 25

College World Series (Omaha, NE)

CH – Charleston, W. Va.

HM – Hoover Met, Birmingham, Ala.

ZF – Zephyr Field, Metairie, La.

AZ – AutoZone Park, Memphis, Tenn.

P – Pearl, Miss.



**COMPOSITE
 SCHEDULE**

109

2007 C-USA BASEBALL



CONFERENCE USA

5201 N. O'Connor Blvd., Suite 300
Irving, TX 75039
P: 214/774-1300 • F: 214/496-0055
conferenceusa.com

Russell Anderson, Assistant Commissioner for Football and Baseball Operations
(rdanderson@c-usa.org)

Courtney Morrison Archer, Assistant Commissioner for Public Affairs
(cmarcher@c-usa.org)

Debbie Davis, Associate Director of Media Relations (ddavis@c-usa.org)

Tod Meisner, Assistant Director of Media Relations (tmeisner@c-usa.org)

SID DIRECTORY

110

2007 C-USA BASEBALL

EAST CAROLINA

320 Ward Sports Medicine
Building

Greenville, NC 27858

252/737-4522

Fax 252/737-4528

Director: Tom McClellan
mcclellant@mail.ecu.edu

Associate: Jody Jones
jonesjod@mail.ecu.edu

Assistant: Malcolm Gray
graym@mail.ecu.edu

Assistant: Amy Howard
howarda@ecu.edu



MEMPHIS

203 Athletic Office Building

570 Normal

Memphis, TN 38152

901/678-2337

Fax 901/678-4134

Director: Jennifer Rodrigues
jmpowers@memphis.edu

Assistant: Lamar Chance
lchance1@memphis.edu

Assistant: Tammy DeGross
tdegross@memphis.edu

Assistant: Jason Redd
jredd@memphis.edu

Assistant: Brandon Kolditz
wkolditz@memphis.edu



TULANE

Wilson Center

Ben Weiner Drive

New Orleans, LA

70118-5681

504/865-5506

Fax 504/865-5512

Assistant AD: Roger Dunaway
roger@tulane.edu

Assistant: Richie Weaver
rweaver@tulane.edu

Assistant: Kevin Wilkinson
kwilkin@tulane.edu



HOUSTON

3100 Cullen Blvd.

Houston, TX 77004

713/743-9404

Fax 713/743-9411

Associate AD: Chris Burkhalter
cburkha@mail.uh.edu

Assistant: Rick Poulter
rpoulter@uh.edu

Assistant: Jeff Conrad
jaconrad@mail.uh.edu

Assistant: Ryan Koslen
rkoslen@uh.edu

Assistant: Matt Dunaway
mbdunaway@uh.edu



RICE

PO Box 1892 MS 548

Houston, TX

77251-1892

713/348-4034

Fax 713/348-6019

Assistant AD: Chuck Pool
cpool@rice.edu

Assistant: Jay Jameson
jj7473@rice.edu

Assistant: John Sullivan
jsully@rice.edu

Assistant: Patty Barnes
pbarnes@rice.edu

Assistant: Glen McMicken
gmcicken@rice.edu



MARSHALL

PO Box 1360

Huntington, WV
25715

304/696-4660

Fax 304/696-2325

Assistant AD: Randy Burnside
burnsid2@marshall.edu

Assistant: Andy Boggs
boggasa@marshall.edu

Assistant: Brandon Parro
parro1@marshall.edu

Baseball SID: Andy Fledderjohan
fledderjohan@marshall.edu

GAs: Sarah Hauck, Matt Riley,
Chris Yandle



SOUTHERN MISS

118 College Drive #5161

Hattiesburg, MS

39406-0001

601/266-4503

Fax 601/266-4507

Assistant AD: Mike Montoro
michael.montoro@usm.edu

Associate: Shirley Hill
shirley.jones-hill@usm.edu

Associate: Jack Duggan
jack.duggan@usm.edu

Assistant: Mallory Haynes
mallory.haynes@usm.edu



UAB

115 Bartow Arena

617 13th Street South

Birmingham, AL

35294-4520

205/934-0722

Fax 205/975-7505

Assistant AD: Norm Reilly
nreilly@uab.edu

Associate: Aaron Jordan
jordana@uab.edu

Assistant: Michelle Cunningham
mcunning@uab.edu

Assistant: Mark Vellek
mvellek@uab.edu



UCF

4000 Central Florida Blvd.

Orlando, FL 32816

407/823-ext.

Fax 407/823-5266

Assistant AD: Joe Hornstein
joehorn@athletics.ucf.edu

Associate: Ryan Powell
rpowell@athletics.ucf.edu

Assistant: Cheryl Flesch
cflesch@athletics.ucf.edu

Assistant: Doug Richards (2142)
dorichar@athletics.ucf.edu

Assistant: Brian Ormiston
bormiston@athletics.ucf.edu



Baseball contact in bold italics.



Wilson products that carry the Authentic Game Equipment symbol are guaranteed to be identical to the equipment used at the highest levels of competitive play by the world's most demanding amateur and professional athletes.



**COME HOME TO *E*USATM
COLLEGE BASEBALL
ON CSTV.**

**NCAA 
BASEBALL**

ON 



CATCH THOUSANDS OF LIVE GAMES,
TRACK ALL THE LATEST SCORES, AND
GET EXCLUSIVE IN-DEPTH COVERAGE ON
TEAMS ACROSS THE COUNTRY STREAMED
RIGHT TO YOUR COMPUTER WITH CSTV XXL.

SIGN UP TODAY AT WWW.CSTVXXL.COM

C-USA BASEBALL ON CSTV

April 8	Memphis @ Tulane	2:00 PM
April 13	Rice @ Houston	8:00 PM
April 17	Texas @ Rice	8:00 PM
April 20	Houston @ Tulane	8:00 PM
May 4	ECU @ Houston	8:00 PM
May 11	Tulane @ Rice	8:00 PM
May 15	Baylor @ Rice	8:00 PM
May 17	Southern Miss @ Houston	8:00 PM
May 27	C-USA Championship Site: Tulane	TBD

All times EST. Schedule subject to change.
For a complete schedule log on to CSTV.COM

AÉROPOSTALE

PROVIDING SCHOLARSHIP THROUGH SPONSORSHIP



REGISTER TO WIN A **\$10,000** SCHOLARSHIP

for rules, regulations and more
go to aeropostale.com

<http://www.aeropostale.com/scholarship>

SEE THE AEROPOSTALE.COM WEBSITE FOR ALL SWEEPSTAKES RULES AND CONDITIONS. NO PURCHASE NECESSARY. VOID WHERE PROHIBITED. SWEEPSTAKES OPEN TO ALL LEGAL RESIDENTS OF THE 50 UNITED STATES AND DC WHO ARE 16 YEARS OF AGE OR OLDER AND WHO ARE STUDENTS CURRENTLY ENROLLED AT AN ACCREDITED COLLEGE OR UNIVERSITY IN THE U.S. FOR THE SPRING 2007 SEMESTER OR QUARTER.

Houston junior pitcher/infielder **Brad Lincoln** won the Dick Howser Trophy, awarded to college baseball's top player.



Rice advanced to its fifth College World Series since 1997 last season.



East Carolina senior **Jake Smith** was the 2006 winner of the Coleman Company Johnny Bench Award given to the nation's top collegiate catcher.



conferenceusa.com