

2005 Conference USA Baseball Tournament

Official Program



May 25-29, 2005 • Hattiesburg

Presented by **POWERADE**

0042

Pete Taylor Park/Hill Denson Field
Hattiesburg, Miss. • May 25-29, 2005



POWERADE
LIQUID HYDRATION + ENERGY DRINK
MOUNTAIN BLAST
WITH B VITAMINS



WELCOME



Welcome to Hattiesburg, Miss., and the 2005 Conference USA Baseball Championship.

C-USA is celebrating a significant milestone during the 2004-05 season—our 10th Anniversary. The past 10 years have been filled with memorable moments, many of which have taken place at our championship events. The championship experience is special—it's an opportunity to enjoy the outstanding talents and abilities of C-USA athletic programs, as well as appreciate the competitive spirit of all of our student-athletes and coaches.

C-USA is proud of what we have accomplished in our first decade. During this year of celebration, we are pleased to acknowledge all those who have made contributions to our remarkable history. As we set our sights on the next decade, C-USA is committed to continued excellence and leadership in athletics, academics and community involvement.

We would like to extend sincere thanks to Southern Miss, who along with the championship committee, has worked hard in preparation for this event. The league also appreciates the support from our fans across the country. On behalf of everyone involved with Conference USA, I hope you have a wonderful time in Hattiesburg.

Sincerely,
Britton Banowsky
Britton Banowsky
Commissioner



On behalf of The University of Southern Mississippi and the Golden Eagle Department of Athletics, we would like to welcome you to Hattiesburg, Miss., and the 2005 Conference USA Baseball Championship.

We are pleased to host this year's championship at Pete Taylor Park/Hill Denson Field. The staff at Southern Miss has worked hard to ensure that you will enjoy one of the premier baseball complexes in the south.

To all athletes and coaches, we wish you the best of luck and commend your efforts during the regular season. I'm sure the competitiveness displayed during the regular season will be very much in evidence during the championship. Golden Eagle Athletics Department staff members have made every effort to ensure that this event will run smoothly and that your experience will be a memorable one.

If there is anything the Athletics Department can do to make your stay here more enjoyable, please let us know.

Again, we are pleased to have each of you here with us at the 2005 Conference USA Baseball Championship. Good luck to each of you.

Sincerely,
Richard C. Giannini
Richard C. Giannini
Director of Athletics



SOUTHERN MISS
GOLDEN EAGLES

ECU ✓
TUL ✓
HUM -H
CAB -V

2005 Conference USA Baseball Championship

Presented by POWERade®
May 25-29, 2005, Hattiesburg, Miss.
Pete Taylor Park/Hill Denson Field
Hosted by
The University of Southern Mississippi

Table of Contents

Welcome	1
Tournament Bracket	2
About Conference USA	3
About Southern Miss	4
Charlotte 49ers	5
Cincinnati Bearcats	6
East Carolina Pirates	7
Houston Cougars	8
Louisville Cardinals	9
Memphis Tigers	10
Saint Louis Billikens	11
Advertisements	12
Scorecard	13
Southern Miss Golden Eagles	14
TCU Horned Frogs	15
Tulane Green Wave	16
UAB Blazers	17
USF Bulls	18
C-USA Tournament All-Time Records	19
C-USA Tournament Individual Records	20
C-USA Tournament Team Records	21
C-USA All-Tournament Teams History	22
NCAA Postseason History	23-24

Conference USA Staff

Commissioner	Britton Banowsky
Sr. Assoc. Commissioner	Brenda Weare
Assoc. Commissioner	Alfred White
Assoc. Commissioner	Jeff Schemmel
Assoc. Commissioner	Kelly Carney
Asst. Commissioner	Russell Anderson
Asst. Commissioner	Brad Stricklin
Dir. of Championships	Chris Woolard
Dir. of Compliance	Charolette Hunt
Dir. of Marketing & Special Events	Monay Wallin
Dir. of Media Relations	Courtney Morrison-Archer
Asst. Director of Media Relations	Ryan Powell
Asst. Director of Media Relations	Lindsey Rogers
Asst. Director of Championships	Keisha Dunlap
Executive Assistant	Mandy White
Administrative Assistant	Pat Jendrus
Administrative Assistant	Shanna Limmer
Administrative Assistant	Annette Trabanco
Creative Services Consultant	Erika Amstadt Hirschfield

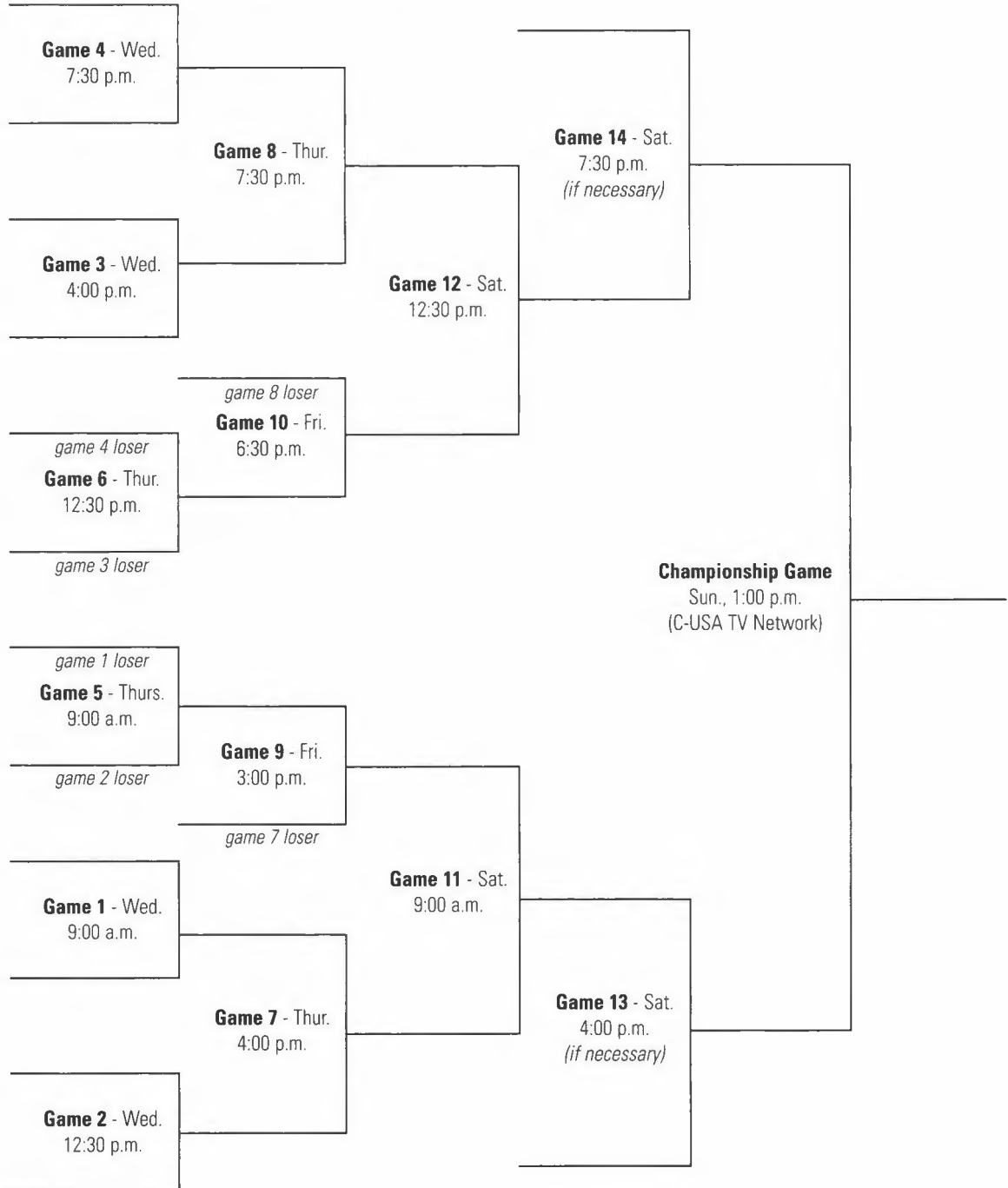
Credits

The 2005 Conference USA Men's Baseball program was edited by Southern Miss Assistant Director of Athletic Media Relations Mike Martinez, with assistance by Assistant Director of Athletics for Media Relations Mike Montoro. Cover and layout design by Southern Miss Printing and Graphic Services. Printing by Southern Miss Printing and Graphic Services. Special thanks to Erika Amstadt Hirschfield, Russell Anderson, the C-USA Media Relations Office, the baseball SIDs of all C-USA schools, and the University of Southern Mississippi Marketing and Public Relations Department.

AA/EQE/ADAI PGS 52327 5017 5/05

2005 CONFERENCE USA BASEBALL TOURNAMENT

Presented by **POWERADE**
 May 25-29, Pete Taylor Park, Hattiesburg, Miss.
 Hosted by The University of Southern Mississippi



GAME TIMES (All times Central)

Wed.:	9:00 a.m.	Thurs.:	9:00 a.m.	Fri.:	3:00 p.m.	Sat.:	9:00 a.m.	Sun.:	1:00 p.m.
	12:30 p.m.		12:30 p.m.		6:30 p.m.		12:30 p.m.		
	4:00 p.m.		4:00 p.m.				4:00 p.m. (if nec.)		
	7:30 p.m.		7:30 p.m.				7:30 p.m. (if nec.)		



CONFERENCE USA

Conference USA celebrates its 10th anniversary in 2004-05. A significant milestone for the league, the 10th year finds the conference preparing to embark on a new era in its already remarkable history.

Marshall, Rice, SMU, Tulsa, UCF and UTEP will join East Carolina, Houston, Memphis, Southern Miss, Tulane and UAB in a 12-team conference with competition beginning in 2005-06. Current members Cincinnati, DePaul, Louisville, Marquette and USF will become members of the BIG EAST, while TCU goes to the Mountain West and Charlotte and Saint Louis will join the Atlantic 10 at the end of this season. The membership changes have given C-USA the opportunity to play a pivotal role in the changing face of conference affiliations and will reinforce the league's position in collegiate athletics for years to come.

"We are excited about adding new members and making structural improvements to Conference USA," Banowsky said. "This is an opportunity for us to tighten our geography, group similar institutions together, create a divisional model, and possibly stage a football championship game. It will be very exciting to watch this league grow and develop."

The conference headquarters moved from Chicago to the Las Colinas area in the Dallas/Fort Worth Metroplex in June 2004.

With a promising future ahead, there is plenty for the league to celebrate from its first nine years. After its formation in 1995, hailed as a bold move in the world on intercollegiate sports, C-USA established a strong foundation while quickly earning a reputation of successfully competing at the highest levels of intercollegiate athletics. Capitalizing on the strengths of its 15 distinguished and diverse universities, Conference USA quickly emerged as one of the nation's top conferences.

A PROUD HISTORY; A STRONG IDENTITY

The conference unveiled its name, logo and commissioner on April 24, 1995 in Chicago. Eleven of the institutions began athletic participation in 1995, while Houston joined competition in the fall of 1996. The league's headquarters were established in Chicago and after nine years, relocated to Irving, Texas. Britton Banowsky was named Commissioner in October 2002, succeeding Mike Slive, the league's first commissioner.

In May 2000, the league introduced a brand identity program, featuring a family of new marks that reflect the urban, progressive and bold nature of the C-USA brand. The new logos are part of a comprehensive marketing and promotional program designed to reinforce the conference's athletic and national emergence.

EXPANSION AND REALIGNMENT CHART THE COURSE

The league's charter members include Charlotte, Cincinnati, DePaul, Houston, Louisville, Marquette, Memphis, Saint Louis, Southern Miss, Tulane, UAB and USF. C-USA added East Carolina (September, 1996) and the United States Military Academy (March, 1997) as football members. ECU began league competition in 1997; Army in 1998 and UAB began football play in 1999. The league added TCU and ECU (1999) for all sports and they began competition in 2001. USF started C-USA football in 2003.

As another wave of major conference realignment took shape in 2003-04, Conference USA announced the addition of Marshall, Rice, SMU, UTEP, Tulsa and UCF. The six join East Carolina, Houston, Memphis, Southern Miss, Tulane and UAB in a 12-team conference for competition beginning in 2005-06.

COMPETITION

Conference USA sponsors 19 sports - baseball, basketball, cross country, football, golf, soccer, tennis, and track and field (indoor and outdoor) for men and basketball, cross country, golf, soccer, softball, swimming and diving, tennis, track and field (indoor and outdoor), and volleyball for women.

SUCCESS ON THE PLAYING FIELD

Conference USA performers have achieved great success in competition, placing the league among the top conferences in the nation.

Men's Basketball

- Consistently rated as one of the top basketball leagues in the country
- 68 postseason teams (38 NCAA and 30 NIT)
- Strong fan support, drawing a nearly 2 million fans each season
- Among the nation's best in home attendance
- Two Final Four teams
- Four Elite Eight NCAA Tournament teams
- One NIT Champion
- Four NIT semifinalists

Football

- Began competition in 1996
- Rated among the top seven conferences in the nation
- 27 teams have earned bowl bids
- Member of the Bowl Championship Series
- Bowl ties-ins with the AutoZone Liberty Bowl (champion), GMAC Bowl, Sheraton Hawai'i Bowl, PlainsCapital Fort Worth Bowl and the Wyndham New Orleans Bowl

Women's Basketball

- Consistently rated among the nation's best conferences
- 38 NCAA Tournament appearances
- 23 WNIT appearances
- One team in the NCAA Sweet 16
- Two WNIT semifinalists
- Strong fan support, ranking among the nation's top 10 conferences in attendance
- Setting league attendance record for three straight seasons

Volleyball

- 26 NCAA appearances
- Three Sweet 16 appearances in 1996, 1998 and 2004
- Has sent at least three teams to the NCAA Championship five of the last seven years
- Five C-USA teams posting 20-win seasons for six of the last eight seasons

In addition, 29 men's and women's soccer teams, 23 baseball teams and 13 softball teams have earned NCAA Tournament bids. C-USA has sent two men's soccer teams to the Final Four, one baseball team to the College World Series and four softball teams to the Women's College World Series. The league has also had three national champions in NCAA track and field competition, one national champion in diving and numerous NCAA individual and team competitors in cross country, golf, swimming, tennis and track and field. Overall, Conference USA teams and individuals have made more than 350 NCAA appearances.

SUCCESS OFF THE FIELD

Among C-USA's 5,000 student-athletes, there are champions off the playing field as well. In nine years, 78 student-athletes earned national Verizon Academic All-America honors, while 216 were named All-District. In addition, more than 9,500 student-athletes have been named to the Commissioner's Honor Roll or received the

Commissioner's Academic Medal, indicative of outstanding achievement in the classroom. The conference annually awards six postgraduate scholarships, along with the Sport Academic Award, Scholar Athletes of the Year and the Institutional Academic Excellence Award.

CONFERENCE USA ON TV

C-USA is currently partnered with ESPN Inc. in a multi-faceted agreement that includes ESPN/ESPN2's coverage of C-USA football featuring weeknight games; men's basketball coverage; syndication and network rights for the conference's football and basketball coverage through ERT; continued exposure for women's basketball, along with volleyball, baseball, soccer and softball, as well as marketing rights. The league also provides exposure for women's basketball, men's and women's soccer, volleyball, baseball and softball through its C-USA Television Network.

C-USA recently renewed its partnership with ESPN Inc. and entered into a long-term agreement with College Sports Television Networks (CSTV), beginning with the 2005-06 season. The CSTV partnership will provide the league with significant national and regional exposure for football, men's and women's basketball, and all other Conference USA sports. Additionally, the CSTV agreement includes video-on-demand, Internet, broadband, national over-the-air and satellite radio, and wireless distribution as well as corporate marketing rights, and website production through CSTV Online, a subsidiary of CSTV. The agreement with ESPN extends the conference's current regular season football package to include the broadcast of the conference's Football Championship Game, starting with the inaugural event in 2005. It also encompasses distribution of men's basketball and women's basketball on ESPN/ESPN2 and both tournament championship games.

GOVERNANCE

Along with the ACC, Big East, Big Ten, Big 12, Pac-10 and SEC, Conference USA is one of the seven conferences having significant representation in the NCAA governance structure. The Presidents of the member institutions serve as the league's Board of Directors. Dr. Joseph Steger of Cincinnati served as the chair for the first four years and was succeeded by Dr. J.H. Woodward of Charlotte. In September 2003, Dr. Shirley Raines of Memphis was named as the third chair.

2005-06 Members

- East Carolina
- Houston
- Marshall
- Memphis
- Rice
- SMU
- Southern Miss
- Tulane
- Tulsa
- UAB
- UCF
- UTEP

*with
will teams
(01)*

*545-
9320*

THE UNIVERSITY OF SOUTHERN MISSISSIPPI

The University of Southern Mississippi, founded in 1910, is a comprehensive, dual-campus, public institution. The university offers an extensive array of programs leading to bachelor's, master's, and doctoral degrees through its five colleges: arts and letters, business & economic development, education and psychology, health, and science and technology.

The Southern Miss community is student-centered, building the university around the fundamental mission of educating students. Southern Miss has established a national reputation in research and teaching, and is dedicated to advancing the social, economic, and cultural well-being of the residents of Mississippi and the greater Gulf South region.

Southern Miss is classified by the Carnegie Foundation for the Advancement of Teaching as a "Doctoral/Research-Extensive" university, placing it in the top 150 comprehensive institutions in the nation. This honor confirms the Southern Miss international reputation for academic excellence and ground-breaking research. Its people, programs, mix, location, and achievements make The University of Southern Mississippi a perfect choice for advancing education.

Locations

Southern Miss is the only dual-campus institution in the state of Mississippi, with the original campus in Hattiesburg and the new campus in Long Beach. The university also has teaching and research sites along the Gulf Coast and across the ocean. They include: Stennis Space Center, Jackson County Center, Keesler Air Force Base, J.L. Scott Marine Education Center and Aquarium, Gulf Coast Research Laboratory, Point Cadet, and Pontelvoy, France.

Alumni Association and Southern Miss Foundation

With more than 115,000 graduates and record enrollment, Southern Miss has become a powerhouse for academics as well as for athletics. Thousands of graduates and friends of Southern Miss want to see their university reach the highest levels of success. Two organizations poised to assist supporters in advancing Southern Miss are the Alumni Association and the University of Southern Mississippi Foundation. You can become involved through a simple phone call or e-mail. Numerous "adopted Eagles" join alumni to volunteer their time to assist with recruiting the best and brightest students. Some help with job placement for graduates, and many contribute annually to scholarships, athletics, and academic facilities. The Honor Club and the Founders' Society are two programs that recognize the generosity of our donors through the Southern Miss Foundation.

Arts

Southern Miss has long distinguished itself as the arts center of south Mississippi, and, indeed, for the entire Southeastern United States, and is a national and international center for the training of artists, musicians, dancers, actors, scholars, and arts teachers. To provide its students with well-rounded preparation for professional and teaching careers in one of the many branches of art, music, dance, and theater, the College of Arts and Letters offers courses of study centered around a core of theoretical, historical, and performance activities. The college includes the Department of Art, the School of Music, and the Department of Theatre and Dance, with all areas being nationally accredited.

This distinction makes Southern Miss one of only 21 arts colleges in the United States and the only college offering all programs in Mississippi.

International Programs

Each year approximately 700 students take part in Southern Miss study-abroad programs. Offering more than 20 summer, semester, and year-long programs in 30 countries world-wide (including England, Mexico, France, Cuba, Jamaica, Vietnam, Canada, and Australia, to name a few),

Southern Miss international programs have consistently achieved national recognition.

The University's flagship British Studies Program, one of the largest of its kind, sends approximately 200 students and 20 faculty to London for five weeks each summer. Here literature and theatre students attend Shakespearean plays at The Globe Theatre, criminal justice majors learn about the latest in crime-fighting techniques from Scotland Yard, and WWII history students cross the Channel to splash ashore at Normandy while hearing first-hand accounts from veterans who took part in D-Day.

For students who wish to immerse themselves in an extended academic and cultural experience, Southern Miss offers a variety of semester and year-long programs abroad. International exchange partnerships with institutions from seven countries enable juniors and seniors to spend a semester or year abroad while earning credit, and freshmen and sophomores likewise have a unique opportunity to satisfy core Southern Miss credit through a semester of study in Spain or France, strengthening their language skills and exploring their European neighborhood.

Southern Miss study-abroad programs are designed so that students from virtually any major or minor can take part. Participation affords students the chance to enhance their scholastic curriculum while acquiring the international experience so vital for success in today's global economy.

Libraries

Library resources and services at The University of Southern Mississippi are available at three facilities: the Joseph Anderson Cook Library and the William D. McCain Library and Archives on the Hattiesburg campus and at the new three-story library on the Gulf Coast Campus in Long Beach. The Library also maintains an extensive web site which provides services, electronic journals and books, and bibliographic and full-text databases to students and faculty around the world. Library holdings include almost 2 million volumes, more than 20,000 online and print journals, 20,000 electronic books and a variety of online databases which support the University's programs.

Gulf Coast Campus & Teaching Sites

The University of Southern Mississippi Gulf Coast brings the excellence that is Southern Miss to the people of the Mississippi Gulf Coast. The nonresidential campus in Long Beach offers bachelor's degrees, master's degrees, specialist's degrees and a doctoral degree.



The beautiful Gulf Park campus in Long Beach is located along the Gulf of Mexico on 65 acres populated with majestic live oak trees and colorful azaleas. This unique campus is home to the famous Friendship Oak, an enormous live oak tree that is more than 500 years old.

Mixed with the ancient and magnificent is also the new and technologically superior. Two recent additions to the campus include the Advanced Education Center and Library. The Advanced Education Center features 50,681 square feet of state-of-the-art classrooms with video conferencing and computer connections as well as a 500-seat auditorium, while the 54,236-square-foot library hosts a wealth of library and media resources.

The University of Southern Mississippi regularly offers degree completion courses at six locations along the Mississippi Gulf Coast: Long Beach (Gulf Park Campus), Biloxi (Keesler Air Force Base), Gautier (Jackson County Campus of Mississippi Gulf Coast Community College), Ocean Springs (The Gulf Coast Research Laboratory), Biloxi (The Marine Education Center) and Hancock County (The Stennis Space Center).

Southern Miss Jackson County is on the Mississippi Gulf Coast Community College campus on Highway 90 in Gautier, Miss. The Southern Miss Jackson County teaching site provides a wide selection of undergraduate and graduate classes for the convenience of students along the eastern Gulf Coast. The Industrial Engineering Technology degree program is located exclusively on the coast at Southern Miss Jackson County to provide educational support for the many industries in the area.

The Gulf Coast Research Laboratory (GCRL) in Ocean Springs and the J. L. Scott Marine Education Center and Aquarium in Biloxi are two more Southern Miss teaching sites along the scenic Gulf of Mexico. The Department of Coastal Sciences at GCRL is a research and graduate education department offering programs leading to the doctor of philosophy and master of science degrees. As a research intensive unit, COA's graduate program offers excellent opportunities for students to immerse themselves in applied as well as basic research to help the state of Mississippi and the nation better protect, manage, and enhance its marine resources.

The Southern Miss Department of Marine Science in Hancock County is home to a multidisciplinary program of graduate study and research in marine environments and offers the following degree programs: master of science in marine science, Ph.D. in marine science and a master of science in hydrographic science

Located at Stennis Space Center, the Department of Marine Science is strategically situated in the single largest population of oceanographers and hydrographers in the world. Both faculty and students benefit from Stennis' designation as NASA's lead center for rocket propulsion testing and earth science enterprise.

Research

During FY 2003, The University of Southern Mississippi received a total of \$67 million from external sponsors for research. This constitutes a \$17 million increase over the \$50.1 million received in FY 2001. Over the last four years, The University has tripled the size of its research enterprise as external awards have grown from \$20.1 million to over \$67 million last year.

Student Life

Southern Miss is distinctive for its friendly, engaging, student-centered learning community. Our Division of Student Affairs is known nationally for its innovative programming, services, and facilities, including the Freshman Year Experience, community service-learning and citizenship, leadership scholars program, student employment services, and the award-winning Payne Center recreation facility. More than 200 active student organizations beckon students to complement their studies by participating in Greek life, clubs, recreational sports, professional societies, and fine arts events.



CHARLOTTE 49ERS

Quick Facts

Location: Charlotte, N.C.
 Founded: 1946
 Enrollment: 19,846
 Nickname: 49ers
 Colors: Green and White
 Home Field: Tom and Lip Phillips Field (2,000)
 Chancellor: Dr. James H. Woodward
 Athletics Director: Judy Rose
 SWA: Kim Whitestone

Sports Information

Associate AD: Tom Whitestone
 Baseball Contact: Matt McCullough
 Web site: www.charlotte49ers.com

Baseball Facts

Head Coach: Loren Hibbs
 Career Record: *337-330-2
 Record at Charlotte: *337-330-2
 Assistant Coaches: Brandon Hall, Bo Durkac
 Volunteer Assistant: Bruce Bolick
 2004 Record: 20-32
 2004 C-USA Record: 9-21 (10th)
 2004 NCAA Postseason: None
 *entering 2005 season

Notes

- Charlotte has made seven appearances at the tournament in the school's first nine years in the league. The Niners have advanced to the Championship Game twice, in 1997 and 1998.
- Charlotte has most often been paired against Tulane, as the teams have met in six of the Niners' 23 C-USA Tournament games. The 49ers have played Houston five times and Southern Miss on four occasions.
- Charlotte is one of only four schools in Conference USA history to have had a Player of the Year, Pitcher of the Year, Freshman of the Year, and Coach of the Year.
- In 2001, Charlotte became the second-ever eighth-seeded team to knock off the top team when they defeated Tulane in the opening round, 8-4. The team's best-ever seeding was No. 3 in 1998, when the team recorded a school-record 43 wins overall and received an at-large bid to the NCAA Tournament.
- In 1997, Charlotte placed a school-record four players on the All-Conference USA Tournament team.



Front Row (L-R): John Stallings, Grant Hafer, Alex Bryant, Cory Lane, O'Brien Taylor, Chris Lane. **Middle Row (L-R):** B.J. Hagen, Matt Foard, Stephen Harris, Alex Burt, Mike Ambrose, Adam Mills, Adam Floyd, Matt Landphair, Blair Wells, Garrett Hanselman. **Back Row (L-R):** Adam Willard, Keith Moreland, Derek McDaid, Erik Walker, Assistant Coach Bo Durkac, Head Coach Loren Hibbs, Assistant Coach Brandon Hall, Dan Woodall, Kris Rochelle, Spencer Steedley, Chris Taylor.

No.	Name	Pos.	B/T	Ht.	Wt.	Yr.	Hometown
1	O'Brien Taylor	OF	R/R	5-9	140	Fr.	Winston-Salem, N.C.
2	Chris Lane	OF	R/R	5-9	160	So.	Kernersville, N.C.
4	Alex Bryant	INF	R/R	6-0	175	Fr.	Ellerbe, N.C.
6	Cory Lane	INF	L/R	5-11	170	So.	Kernersville, N.C.
8	Dan Woodall	INF	R/R	6-3	205	Fr.	Huntersville, N.C.
10	Alex Burt	OF	R/R	6-1	185	Fr.	Raleigh, N.C.
11	Mike Ambrose	INF	R/R	5-11	180	Jr.	St. Thomas, Ont.
12	Adam Floyd	INF	R/R	5-11	160	Jr.	Lawndale, N.C.
13	Grant Hafer	OF	R/R	5-10	185	Fr.	Frederick, Md.
14	John Stallings	OF	R/R	5-10	190	Fr.	Louisville, Ohio
17	Adam Willard	OF	L/L	6-1	165	Sr.	New Bern, N.C.
18	Spencer Steedley	OF/P	L/L	6-1	185	So.	Granite Quarry, N.C.
20	Chris Taylor	C	R/R	6-3	190	Fr.	Mt. Pleasant, N.C.
21	Matt Landphair	P	L/L	6-2	195	Jr.	Kernersville, N.C.
22	Stephen Harris	C/INF	L/R	6-1	215	Fr.	Forest City, N.C.
23	Erik Walker	P	L/R	6-4	205	Jr.	Clemmons, N.C.
24	Kris Rochelle	C/INF	R/R	6-1	190	So.	Richmond, Va.
25	Keith Moreland	P	R/R	6-2	235	Fr.	Silver Spring, Md.
27	Derek McDaid	P	R/R	6-3	210	Jr.	Barre, Ont.
28	Garrett Hanselman	INF	R/R	6-2	200	Fr.	Frederick, Md.
30	B.J. Hagen	P	R/R	6-2	185	Fr.	Richmond, Va.
31	Adam Mills	P	R/R	6-0	195	So.	Big Pool, Md.
32	Blair Wells	C	R/R	5-11	200	Fr.	Arden, N.C.
35	Lee Skaggs	P	R/R	6-6	210	Jr.	Asheville, N.C.
37	Julian Sides	P	L/L	6-3	205	Jr.	Salisbury, N.C.
44	Matt Foard	P	L/L	6-3	200	So.	Indian Trail, N.C.

CINCINNATI BEARCATS

Quick Facts

Location: Cincinnati, Ohio
 Founded: 1819
 Enrollment: 34,000
 Nickname: Bearcats
 Colors: Red and Black
 Home Field: UC Baseball Stadium (3,085)
 President: Dr. Nancy L. Zimpher
 Athletics Director: Bob Goin
 SWA: Stephanie Rousseau

Sports Information

Associate AD: Brian Teter
 Baseball Contact: Shawn Sell
 Web Site: www.UCBearcats.com

Baseball Facts

Head Coach: Brian Cleary
 Career Record: *200-289-1
 Record at Cincinnati: *200-289-1
 Assistant Coaches: Brad Meador, Joe Regruth,
 Jeff Newman
 Athletic Trainer: Justin Lehman
 Student Manager: Joe Albert
 2004 Record: 15-40
 2004 C-USA Record: 6-24 (11th)
 2004 NCAA Postseason: None
 *entering 2005 season


Notes

- A total of five Bearcat hurlers have broken into the win column for the first time in their careers in 2005. Bryan Wood was the first to earn his initial triumph, getting a relief win on Feb. 19 at Duke. One day later, it was Sean Munninghoff picking up a win against the Blue Devils. Kevin Schrader then beat Cleveland State on March 5, prior to Matt Heber getting a relief triumph April 10 at Saint Louis. David Theobald was the latest first-time winner, beating Xavier on April 14.
- The Bearcats put an end to a pair of dry spells with a sweep of Duke on Feb. 18-20. Prior to the weekend, UC had not won a non-conference series of at least three games since a three-game sweep of Cleveland State, March 8-10, 2002, a span of seven series. The sweep by the Bearcats was also the first by the team since the 2002 Cleveland State series.
- In a poll conducted on www.ucbearcats.com, junior 1B Logan Parker was voted the Bearcats' team MVP through the first half of the season. A total of 565 fans cast votes for Parker, who finished nearly 300 votes ahead of junior OF LaFringe Hayes. The final tally showed 1,247 votes recorded in the survey.
- Logan Parker turned in his finest day at the plate during UC's 10-4 win over Toledo on March 23. For the day, Parker recorded his first four-hit game as a Bearcat and the first by a UC player this season. Among Parker's knocks were a pair of doubles and his team-leading fifth home run of the year. Parker's four-hit performance was the first by a Bearcat since Aaron Moll had four hits on May 21, 2004 vs. UAB.



Front Row (L-R): LaFringe Hayes, Dustin Alvey, Drew Saylor, Matt Ogden, Josh Kay, Adam Calez, Elliot Salcedo, Mark Haske, Andrew Jarzabek, Mark Muscenti. **Second Row (L-R):** Justin Minges, Nick Prater, Erik Eitel, David Oberly, Brian Szarmach, Sean Munninghoff, Matt Heber, Jim Olds, Evan Sanford, Kevin Schrader. **Third Row (L-R):** Athletic Trainer Justin Lehman, Mike Rosa, Tony Maynard, Pat LeMasters, Assistant Coach Jeff Newman, Assistant Coach Brad Meador, Head Coach Brian Cleary, Assistant Coach Joe Regruth, Brian Beltz, Bryan Wood, Student Manager Joe Albert. **Back Row (L-R):** Jake Geglein, Neall French, Nick Buscemi, Kyle Markle, A.J. Upton, David Theobald, Mike Foley, Logan Parker, Jack Nelson, Chase Lampl, Jon DeLuca.

No.	Name	Pos.	B/T	Ht.	Wt.	Yr.	Hometown
2	Mark Haske	SS	L/R	5-10	170	Sr.	Saginaw, Mich.
4	Dustin Alvey	C/OF	L/R	5-9	177	Fr.	Hebron, Ky.
5	Mark Muscenti	INF	R/R	6-0	182	Jr.	Chagrin Falls, Ohio
6	David Oberly	1B	L/L	5-10	184	Fr.	Loveland, Ohio
7	Jon DeLuca	3B	R/R	6-2	173	Jr.	Columbus, Ohio
9	Brian Beltz	OF	L/L	6-2	173	So.	Louisville, Ky.
10	Jack Nelson	LHP/1B	L/L	6-3	205	Jr.	Wheaton, Ill.
14	Neall French	C	R/R	6-3	208	Jr.	Bay Village, Ohio
17	Logan Parker	1B	L/L	6-3	224	Jr.	Crane, Texas
18	Jim Olds	C/RHP	L/R	6-0	200	Sr.	Lafayette, Ind.
20	Pat LeMasters	INF	R/R	6-2	184	Sr.	Cincinnati, Ohio
21	Nick Buscemi	RHP	R/R	6-3	185	So.	Carol Stream, Ill.
22	Josh Kay	RHP	R/R	5-11	187	Sr.	Arlington Heights, Ill.
23	Brian Szarmach	OF	R/R	6-2	206	So.	St. Charles, Ill.
24	LaFringe Hayes	OF	L/L	5-7	166	Jr.	Broadview, Ill.
25	Kevin Schrader	RHP/OF	R/R	5-11	167	Fr.	Bartlett, Ill.
26	Evan Sanford	RHP	R/R	5-11	167	Fr.	Aurora, Ohio
27	Bryan Wood	RHP	R/R	6-1	204	Jr.	Fairfield, Ohio
30	Erik Eitel	OF	R/R	5-10	192	Sr.	Louisville, Ky.
31	Tony Maynard	RHP	R/R	6-2	188	Sr.	Erlanger, Ky.
32	Jake Geglein	RHP	R/R	6-2	157	Fr.	Cincinnati, Ohio
33	Chase Lampl	RHP	R/R	6-4	222	So.	Hamilton, Ohio
34	David Theobald	RHP	R/R	6-3	191	r-Fr.	Wyoming, Ohio
35	A.J. Upton	RHP	R/R	6-3	200	r-Fr.	Maineville, Ohio
36	Sean Munninghoff	RHP	R/R	6-0	171	Fr.	Cincinnati, Ohio
37	Adam Calez	OF/LHP	R/L	5-9	195	Fr.	Lorain, Ohio
39	Justin Minges	RHP	R/R	6-0	220	Sr.	Hamilton, Ohio
44	Kyle Markle	RHP	R/R	6-3	206	Sr.	Evansville, Ind.
45	Matt Heber	RHP	R/R	6-0	192	Fr.	Batavia, Ohio
48	Mike Foley	LHP	L/L	6-2	203	Sr.	Highland Heights, Ohio



EAST CAROLINA PIRATES

Quick Facts

Location: Greenville, N.C.
 Founded: 1907
 Enrollment: 22,766
 Nickname: Pirates
 Colors: Purple and Gold
 Home Field: Clark-LeClair Stadium (5,000)
 Chancellor: Dr. Steve Ballard
 Athletics Director: Terry Holland
 SWA: Rosie Thompson

Sports Information


Director: Tom McClellan
 Baseball Contact: Rob Dunning
 Web Site: www.ecupirates.com

Baseball Facts

Head Coach: Randy Mazy
 Career Record: *151-134-2
 Record at East Carolina: *85-40-1
 Assistant Coaches: ... Tommy Eason, Allen Osborne,
 Ryan Riley
 Athletic Trainer: Justin Rethorst
 Manager: Jason Keeter
 2004 Record: 51-13
 2004 C-USA Record: 25-5 (1st)
 2004 NCAA Postseason: NCAA Super Regional
 at Columbia, S.C.
 *entering 2005 season

Notes

- Sophomore pitcher Ricky Brooks tossed the first nine-inning no-hitter in C-USA history April 24 in a 3-0 win over Memphis. Brooks struck out a career-high 14 batters and came within one baserunner of throwing a perfect game after Memphis' Adam Amar reached on a strikeout wild pitch.
- ECU is one of only 13 programs nationally which currently own an active streak of six consecutive NCAA postseason appearances (1999, 2000, 2001, 2002, 2003, 2004). The team also has two Super Regional appearances in the last four years.
- ECU has won both the Conference USA regular season and tournament championships since joining the league in 2002. The Pirates won the Conference USA tournament in their first year in the league and took home the regular season title last season, winning a conference-record 25 league games.
- Seven Pirates from the record-setting 2004 club were chosen in the Major League Baseball Amateur draft last summer with five of the seven players still having had one year of eligibility remaining.
- The Pirates have finished in the top half of Conference USA in their three seasons in the league and are tied with Southern Miss for total wins (128) since ECU joined the league in 2002.



Front Row (L-R): Jason Keeter (Manager), T.J. Hose, Dustin Sasser, Brett Braxton, Billy Richardson, Cody Leggett, Harrison Eldridge, Brett Lindgren, Adam Hodges and Justin Rethorst (trainer). **Middle Row (L-R):** Mark Minicozzi, Chad Jennings, Chris Powell, Brian Cavanaugh, Mike Grace, Scott Andrews, Jason Neitz, Dale Mollenhauer, Jamie Ray and Drew Costanzo. **Back Row (L-R):** Randy Mazy (Head Coach), Ryan Riley (Asst. Coach), Adam Witter, Jay Mattox, Ricky Brooks, Kevin Rhodes, Ryan Peisel, Shane Mathews, Mike Flye, P.J. Connelly, Jake Smith, Allen Osborne (Asst. Coach) and Tommy Eason (Asst. Coach).

No.	Name	Pos.	B/T	Ht.	Wt.	Yr.	Hometown
1	Harrison Eldridge	OF	L/R	5-6	165	Fr.	Knoxville, Tenn.
2	Billy Richardson	SS	R/R	5-8	170	Sr.	Fresno, Calif.
3	Scott Andrews	LHP	S/L	5-10	175	Jr.	Greenville, N.C.
4	Jamie Ray	OF	R/R	5-11	165	Fr.	Casar, N.C.
5	Jeff Ostrander	LHP	L/L	6-1	195	Jr.	Ashland, Va.
6	Brett Lindgren	INF	R/R	5-10	175	Sr.	Santa Cruz, Calif.
7	Shane Mathews	RHP	R/R	6-3	190	So.	Conover, N.C.
10	Adam Witter	1B/C	L/R	6-0	210	Jr.	Chambersburg, Pa.
11	Dale Mollenhauer	INF	L/R	6-0	175	Fr.	Gibsonia, Pa.
12	Mark Minicozzi	3B	R/R	6-1	210	Jr.	Wayne, Pa.
13	Jake Smith	C	R/R	6-2	210	Jr.	Greensboro, N.C.
15	Brad Stephenson	C	R/R	6-0	195	Fr.	Chesapeake, Va.
16	Mike Grace	OF	R/R	6-0	226	r-So.	Plant City, Fla.
17	Brett Braxton	RHP	R/R	6-0	190	r-Fr.	Hillsborough, N.C.
18	John Westbrooks	LHP	L/L	6-3	193	r-So.	Chadbourn, N.C.
19	Brody Taylor	LHP	L/L	6-2	225	Sr.	Shelby, N.C.
21	Ricky Brooks	RHP	R/R	6-3	180	So.	N. Tonawanda, N.Y.
22	Mike Flye	RHP	R/R	6-3	210	So.	Greenville, N.C.
23	Brian Cavanaugh	OF	L/R	6-1	185	Sr.	Monroe, Conn.
24	Jay Mattox	OF	R/R	6-3	215	Jr.	Conway, Ark.
25	Stephen Batts	INF	R/R	6-2	190	Fr.	Wilmington, N.C.
26	Ryan Peisel	1B	R/R	6-3	205	Fr.	Marietta, Ga.
27	P.J. Connelly	LHP	L/L	6-4	205	Sr.	Beloit, Wis.
29	Carter Harrell	RHP	R/R	6-3	220	Sr.	Rocky Mount, N.C.
30	Chad Jennings	RHP	R/R	6-2	170	Fr.	Laurel, Md.
31	Drew Costanzo	OF	L/R	5-11	185	Sr.	West Palm Beach, Fla.
32	T.J. Hose	RHP	R/R	6-0	190	Fr.	Hagerstown, Md.
33	Adam Hodges	C	R/R	5-10	180	Jr.	Rockingham, N.C.
34	Kevin Rhodes	RHP	R/R	6-2	181	Jr.	Rocky Point, N.C.
35	Cody Leggett	RHP	R/R	5-11	175	r-So.	Oak City, N.C.
36	Chris Powell	RHP	R/R	6-1	195	r-Fr.	Asheboro, N.C.
43	Jason Neitz	LHP	L/L	6-0	165	r-So.	Mifflinburg, Pa.
44	Dustin Sasser	LHP	L/L	6-0	190	So.	Pikeville, N.C.

HOUSTON COUGARS

Quick Facts

Location: Houston, Texas
 Founded: 1927
 Enrollment: 35,400
 Nickname: Cougars
 Colors: Scarlet and White with Navy Trim
 Home Field: Cougar Field (3,500)
 Chancellor: Dr. G. Jay Gogue
 Athletics Director: Dave Maggard
 SWA: Diane Hall

Sports Information

Associate AD: Chris Burkhalter
 Baseball Contact: Jeff Conrad
 Web Site: www.uhcougars.com

Baseball Facts

Head Coach: Rayner Noble
 Career Record: *361-253
 Record at Houston: *361-253
 Assistant Coaches: Kirk Blount, Sean Allen
 Volunteer Assistant: Rommie Maxey
 Director of Operations: Traci Cauley
 Athletic Trainer: Nobuhiro Nakano
 Student Assistant: Nick Bott
 Student Managers: Matt Boland, Nike Sheffer
 Student Trainer: Tyler Tackett
 2004 Record: 30-29
 2004 C-USA Record: 19-11 (T-4th)
 2004 NCAA Postseason: None
 *entering 2005 season

Notes

- With the Cougars' 3-2 win over Conference USA rival USF on April 24, head coach Rayner Noble became the winningest coach in school history with 379 career victories, breaking out of a tie with former head coach Rolan Walton (1975-86).
- Sophomore shortstop Dustin Kingsbury tied a school record with five hits and added eight RBIs — one short of the school single-game record — at Conference USA rival Cincinnati in the nightcap of a doubleheader on April 3.
- After striking out 10 batters against C-USA rival UAB on March 26, junior infielder/pitcher Kevin Roberts became the only player in school history to record two 10-game hitting streaks and strike out at least 10 batters in a game during his career.
- Junior catcher Brett Logan had gone 478 consecutive total chances behind the plate before making an error at C-USA rival Memphis on March 19. It was his first error since the 2003 season.
- As of April 24, junior outfielder Travis Tully had started 124 consecutive games for the Cougars dating back to the 2003 season.
- Sophomore RHP Brad Lincoln was named the NCBWA Pro-Line National Pitcher of the Week on May 10. He became just the eighth player in C-USA History to pitch 10 innings in a game against Saint Louis on May 7. He struck out 15 Billiken batters without yielding a walk.



Front Row (L-R): Travis Tully, Austin Sumerlin, Jeremy Aranda, Gene Flores, Kori Williams, Ricky Hargrove, Josh Aranda, Brady Glos. **Second Row (L-R):** Student Athletic Trainer Tyler Tackett, Matt Farrington, Brian Temko, Chris Wright, Matt Saucedo, Justin Vaclavik, Bryan Pounds, Kevin Roberts, Keith Colquitt, Student Manager Matt Boland, Athletic Trainer Nobuhiro Nakano. **Third Row (L-R):** Head Coach Rayner Noble, Assistant Coach Rommie Maxey, Jared Dyer, Cody Waller, Stephen Whalen, Jake Stewart, Dustin Kingsbury, Brad Lincoln, Assistant Coach Sean Allen, Assistant Coach Kirk Blount. **Back Row (L-R):** Shea Hancock, Mark McGonigle, Student Manager Nike Sheffer, Clayton Boone, Chris Joseph, Aaron Brown, Donnie deRegnier, Sean McLemore, Will Hutchins, Brett Logan and Bryan Tully. Not Pictured: Clint Corrigan and Student Assistant Coach Nick Bott.

No.	Name	Pos.	B/T	Ht.	Wt.	Yr.	Hometown
1	Patrick Gaylord	INF	S/R	6-1	190	So.	Katy, Texas
2	Kori Williams	OF	L/L	6-0	180	Fr.	Sugar Land, Texas
5	Brady Glos	RHP	R/R	5-9	170	Fr.	Sugar Land, Texas
7	Ricky Hargrove	RHP	R/R	6-1	180	Fr.	Katy, Texas
8	Dustin Kingsbury	INF	R/R	6-1	195	So.	Houston, Texas
10	Gene Flores	RHP	R/R	5-11	185	Sr.	Corpus Christi, Texas
11	Chris Wright	RHP	R/R	6-0	205	Fr.	Houston, Texas
12	Jake Stewart	OF	R/R	5-11	180	So.	Santa Fe, Texas
13	Stephen Whalen	INF	R/R	6-1	190	Fr.	Sugar Land, Texas
14	Bryan Pounds	INF	R/R	6-0	185	Fr.	Houston, Texas
15	Matt Farrington	OF/LHP	L/L	5-11	175	Jr.	Sugar Land, Texas
17	Mark McGonigle	OF/INF	S/R	6-1	190	Fr.	Houston, Texas
18	Brad Lincoln	RHP/INF	L/R	6-0	200	So.	Clute, Texas
19	Keith Colquitt	UTIL	R/R	6-0	185	Fr.	Houston, Texas
20	Austin Sumerlin	RHP	R/R	5-11	185	Jr.	Houston, Texas
21	Aaron Brown	RHP	R/R	6-6	185	Fr.	League City, Texas
23	Travis Tully	OF	L/L	5-9	170	Jr.	Richmond, Texas
24	Shea Hancock	RHP	R/R	6-2	185	So.	Houston, Texas
26	Kevin Roberts	INF/RHP	R/R	6-0	190	Jr.	Pearland, Texas
27	Brett Logan	C	R/R	6-2	220	Jr.	Brenham, Texas
29	Clayton Boone	RHP	R/R	6-4	215	Jr.	El Paso, Texas
30	Bryan Tully	UTIL	R/R	6-2	190	Fr.	Houston, Texas
33	Justin Vaclavik	RHP	R/R	6-0	175	Jr.	Bay City, Texas
34	Brian Temko	C/INF	R/R	6-0	220	So.	Richmond, Texas
36	Sean McLemore	RHP	R/R	6-3	185	Fr.	Pearland, Texas
37	Jared Dyer	C/INF	R/R	6-0	205	Fr.	Deer Park, Texas
41	Clint Corrigan	LHP	L/L	6-2	200	Jr.	Humble, Texas
42	Matt Saucedo	LHP	L/L	6-1	195	Jr.	San Antonio, Texas
44	Cody Waller	C	R/R	6-1	215	Fr.	Bryan, Texas
45	Donnie deRegnier	LHP	L-L	6-5	180	Fr.	Houston, Texas
46	Jeremy Aranda	UTIL	S/R	5-11	190	Sr.	Houston, Texas
47	Josh Aranda	UTIL	S/R	5-11	190	Sr.	Houston, Texas
48	Chris Joseph	OF	R/R	6-4	210	Fr.	Houston, Texas
49	Will Hutchins	C/INF	R/R	6-3	200	Fr.	Houston, Texas

Quick Facts

Location: Louisville, Ky.
 Founded: 1798
 Enrollment: 21,089
 Nickname: Cardinals
 Colors: Red, Black and White
 Home Field: Patterson Stadium (2,500)
 President: Dr. James Ramsey
 Athletics Director: Tom Jurich
 SWA: Julie Hermann

Sports Information

Associate AD: Kenny Klein
 Baseball Contact: Sean Moth
 Web Site: www.UofLsports.com

Baseball Facts

Head Coach: Lelo Prado
 Career Record: *535-373-2
 Record at Louisville: *257-249-1
 Assistant Coaches: .. Brian Mundorf, James McAuley
 Volunteer Assistant: Bobby Perez
 Athletic Trainer: Eric Buckman
 Equipment Manager: Steve Foster
 Student Assistant: Brian Jurich
 2004 Record: 26-30
 2004 C-USA Record: 13-17 (8th)
 2004 NCAA Postseason: None
 *entering 2005 season

Notes

- Senior J.T. LaFountain is in the career top ten in seven offensive categories. He was named to the 2003 C-USA All-Tournament team, before sitting out the 2004 season with a knee injury.
- Lelo Prado and Rick Jones are the only two C-USA coaches to take their team to every C-USA tournament in the league's history. Louisville, Tulane and Southern Miss are the only three teams not to miss the Tourney.
- Louisville opened Jim Patterson Stadium this season. Construction began on the facility in August of 2004 and it seats 2,500 including 1,500 chair-back seats and a grass berm in left field. There is a main press box with two radio booths, a television booth and an AD suite. The ballpark measures 330 feet down the lines, 375 to the power alleys and 402 to straightaway center, and a cutting-edge scoreboard in right field features an LED matrix scoreboard and a video screen.
- At 5-3, shortstop Chris Cates is one of the shortest players in Division I (along with 5-3 University of San Francisco shortstop Royce Fukuroko). Cates has been featured in articles in Sports Illustrated and the USA Today this season.



Front Row (L-R): Nick Haley, Skylar Meade, Logan Johnson, Mike Lynn, Jon Townsend, Boomer Whiting, Derrick Alfonso, Brian Halford, Danny Plasencia, Chris Cates. **Second Row (L-R):** J.T. LaFountain, Jorge Castillo, Jason Keck, Michael Urti, Blake Williams, Kyle Carden, Daniel Burton, Ryan McKinnon, Greg Taylor, Justin Valdes. **Back Row (L-R):** Chris Lopez, B.J. Rosenberg, Zack Pitts, Curt Stewart, Chase Cruse, Trystan Magnuson, Griffin Bailey, Scott Jenkins, Jon Harbridge, Isaiah Howes. (Not pictured: Jake Smith)

No.	Name	Pos.	B/T	Ht.	Wt.	Yr.	Hometown
1	Chris Cates	SS	R/R	5-3	150	SO	Brandon, Fla.
2	Nick Haley	2B	L/R	5-11	170	JR	Louisville, Ky.
3	Jon Townsend	2B/SS	R/R	5-10	178	FR	London, Ky.
4	J.T. LaFountain	SS/C	B/R	6-0	184	SR	Utica, N.Y.
5	Boomer Whiting	OF	R/R	5-10	175	JR	New Wilmington, Pa.
6	Ryan McKinnon	3B	R/R	6-1	200	SR	Hamilton, Ontario
7	Greg Taylor	UTIL	R/R	6-1	196	SR	Springfield, Ill.
8	Chase Cruse	RHP	R/R	6-3	212	SR	Upton, Ky.
9	Curt Stewart	1B	R/R	6-1	213	JR	Joliet, Ill.
11	Jake Smith	LHP	B/L	6-3	180	FR	Owensboro, Ky.
13	Chris Lopez	RHP	R/R	6-2	163	FR	West Hills, Calif.
14	Brian Halford	RHP	R/R	6-1	182	JR	Louisville, Ky.
15	Michael Urti	C	R/R	5-11	189	JR	Staten Island, N.Y.
16	Derrick Alfonso	C/3B	R/R	5-11	176	FR	Bowling Green, Ky.
17	Mike Lynn	RHP	R/R	5-10	181	FR	Albuquerque, N.M.
18	Trystan Magnuson	RHP	L/R	6-7	19	SO	Louisville, Ky.
19	Daniel Burton	OF	R/L	6-0	180	SO	New Albany, Ind.
20	Skylar Meade	LHP	L/L	5-10	171	JR	Louisville, Ky.
22	Danny Plasencia	OF	R/R	5-9	180	JR	Tampa, Fla.
23	Blake Williams	RHP	R/R	6-1	188	FR	Fort Collins, Colo.
24	Isaiah Howes	OF	R/R	6-2	192	SO	Louisville, Ky.
26	Jorge Castillo	1B	L/L	5-11	220	FR	Miami, Fla.
27	Kyle Carden	C	R/R	6-0	176	JR	Orangevale, Calif.
28	Jason Keck	RHP	R/R	6-3	202	JR	Lexington, Ky.
29	Jon Harbridge	RHP	R/R	6-3	214	JR	Orillia, Ontario
30	Scott Jenkins	RHP	R/R	6-1	191	SO	Louisville, Ky.
32	Logan Johnson	INF	L/R	5-9	172	SO	Owensboro, Ky.
33	Zack Pitts	RHP	R/R	6-3	168	FR	Elizabethtown, Ky.
35	B.J. Rosenberg	RHP	R/R	6-2	202	SO	Vine Grove, Ky.
36	Griffin Bailey	RHP	R/R	6-4	232	JR	Lexington, Ky.
45	Justin Valdes	RHP	R/R	6-0	166	SO	Tampa, Fla.

MEMPHIS TIGERS

Quick Facts

Location: Memphis, Tenn.
 Founded: 1912
 Enrollment: 20,332
 Nickname: Tigers
 Colors: Blue and Gray
 Home Field: Nat Buring Stadium (2,000)
 President: Dr. Shirley Raines
 Athletics Director: R.C. Johnson
 SWA: Lynn Parkes

Sports Information

Director: Jennifer Rodrigues
 Baseball Contact: Jason Redd
 Web Site: www.gotigersgo.com

Baseball Facts

Head Coach: Daron Schoenrock
 Career Record: *25-52
 Record at Memphis: First season
 Assistant Coaches: Mike Federico, Jerry Zulli,
 Greg Olsen
 Athletic Trainer: Nicole Saffer
 Manager: Jason Richards, Derek Ryder
 Student Assistant: Corey Kines
 Student Trainer: Ryan Crews
 2004 Record: 29-28
 2004 C-USA Record: 16-16 (6th)
 2004 NCAA Postseason: None
 *entering 2005 season

Notes

- With his home run against ECU, senior Ryan Martin became just the 10th Tiger ever to post at least 25 career home runs.
- Senior Ryan Martin rewrote the Tiger record books when he threw out runners at the plate in the sixth, seventh and eighth innings of an 8-7 loss to Middle Tennessee. The previous record for outfield assists was two set by several former Tigers.
- Senior DH Ryan Martin became the first Tiger since 2001 to be named Conference USA Player of the Week. Martin got his senior campaign off to a strong start, hitting a scorching .571 (8-for-14) with six runs scored, five RBI, three doubles and a home run en route to being named the SASC MVP. He posted multiple hits in all three contests and multiple RBI performances against Air Force and Missouri. He also doubled in all three games.
- For the first time since 2001 Tiger fans saw a crew of new faces directing the Memphis baseball program. Along with first-year head coach Daron Schoenrock are first assistant coaches Mike Federico, Jerry Zulli and Greg Olsen. However, there is one familiar face on the coaching staff. Corey Kines has made the transition to the teaching side of the playing field and now serves as a student assistant on Schoenrock's staff. Not only are there new faces on the Tiger coaching staff, but also there are new faces on the field as 18 of Memphis' 32 players are newcomers. Of those 18 newcomers, nine are juco transfers, six true freshmen and three have transferred in from four-year schools.



Front Row (L-R): Bill Moss, Drew Kimmelman, John Peterson, Chris Davis, Chad House, Kyle Moffitt, Eric Smith, Robbie Goss. **Second Row (L-R):** Chris South, Brad Fly, Brandon Rowan, Ryan Fly, Daniel Cates, Alex Fennell, Brent Moss, Patrick Hope, K.K. Chalmers. **Third Row (L-R):** Derek Ryder (manager), Ryan Crews (student trainer), Jason Redd (SID), Jordan Hart, Mike Federico (Asst. Coach), Corey Kines (Student Asst. Coach), Daron Schoenrock (Head Coach), Jerry Zulli (Asst. Coach), Greg Olsen (Asst. Coach), Jordan Tolliver, Nicole Saffer (trainer), Jason Richards (manager). **Top Row (L-R):** Collin Bastien, Ryan Martin, Tim Senter, Cory Barton, Daniel de Armas, Drew Jaudon, Nick Bradshaw, Adam Amar, Stephen Gostkowski, Neil Schenk, Blake Richardson, Chris Newsom.

No.	Name	Pos.	B/T	Ht.	Wt.	Yr.	Hometown
1	Alex Fennell	C	R/R	6-0	190	Fr.	Southaven, Miss.
2	Brandon Rowan	LHP	L/L	5-9	185	Sr.	Senatobia, Miss.
4	Jordan Tolliver	INF	R/R	6-1	196	Jr.	Flora, Ill.
7	Nick Bradshaw	RHP	R/R	6-3	193	r-Sr.	Germantown, Tenn.
8	Corey Barton	C	R/R	6-2	190	Jr.	Trussville, Ala.
10	Bill Moss	INF	R/R	6-0	194	Jr.	Germantown, Tenn.
11	Daniel de Armas	RHP	R/R	6-3	233	Sr.	Germantown, Tenn.
12	Neil Schenk	LHP	L/L	6-3	215	Fr.	Memphis, Tenn.
14	Blake Richardson	RHP	R/R	6-2	200	Jr.	Olive Branch, Miss.
15	Chad House	OF	R/R	6-0	190	Sr.	Bartlett, Tenn.
16	Adam Amar	1B	R/R	6-4	250	So.	Lake Mary, Fla.
17	Brad Fly	OF	R/R	5-10	194	So.	Germantown, Tenn.
18	Brent Moss	OF	R/R	5-10	170	Fr.	Germantown, Tenn.
20	Stephen Gostkowski	RHP	R/R	6-2	200	Jr.	Madison, Miss.
21	Jordan Hart	OF	R/R	5-11	186	Sr.	Cordova, Tenn.
22	KK Chalmers	OF/RHP	R/R	5-8	150	Fr.	Southaven, Miss.
24	Ryan Martin	OF	L/R	6-2	210	Sr.	Collierville, Tenn.
26	Daniel Cates	C	R/R	5-10	200	r-So.	Collierville, Tenn.
27	Ryan Fly	RHP	R/R	5-10	221	r-Jr.	Germantown, Tenn.
28	Collin Bastien	OF/3B	R/R	6-1	193	r-Jr.	DuQuoin, Ill.
29	John Peterson	C/1B	L/R	6-0	210	Jr.	Murfreesboro, Tenn.
30	Eric Smith	C	R/R	5-10	200	Sr.	Longmont, Colo.
31	Kyle Moffitt	INF	R/R	6-2	200	So.	Germantown, Tenn.
32	Tim Senter	RHP	R/R	6-3	204	Jr.	Fulton, Miss.
33	Chris South	RHP	R/R	6-1	185	r-Fr.	Bartlett, Tenn.
35	Patrick Hope	INF	R/R	5-8	157	Jr.	Germantown, Tenn.
36	Robbie Goss	INF	R/R	6-1	225	Jr.	Bartlett, Tenn.
37	Drew Kimmelman	RHP	R/R	6-1	178	r-Jr.	Collierville, Tenn.
38	Chris Davis	LHP	L/L	6-0	205	Jr.	Ellicott City, Md.
39	Drew Jaudon	RHP	R/R	6-4	180	Jr.	Columbus, Miss.
41	Greg Rees	RHP	R/R	6-1	165	Fr.	Memphis, Tenn.
42	Chris Newsom	OF/RHP	L/R	6-2	175	Fr.	Germantown, Tenn.



SAINT LOUIS BILLIKENS

Quick Facts

Location: St. Louis, Mo.
 Founded: 1818
 Enrollment: 11,422
 Nickname: Billikens
 Colors: Blue and White
 Home Field: Billiken Sports Center (500)
 President: Rev. Lawrence Biondi, SJ
 Athletics Director: Cheryl L. Levick
 SWA: Lori Flanagan

Sports Information

Director: Doug McIlhagga
 Baseball Contact: Diana Koval
 Web Site: www.slubillikens.com

Baseball Facts

Head Coach: Bob Hughes
 Career Record: *300-529-1
 Record at Saint Louis: *300-529-1
 Assistant Coaches: Wes Sells, Brian Baker,
 Dan Nicholson
 Athletic Trainer: Nicki Duncan
 2004 Record: 14-41
 2004 C-USA Record: 5-24 (12th)
 2004 NCAA Postseason: None
 *entering 2005 season

Notes

- Saint Louis has participated in five C-USA Tournaments with its last appearance coming in 2002.
- In their last trip to the C-USA Tournament, the Billikens were ousted by Tulane on a bases-loaded walk in the bottom of the ninth after knotting the game in the top of the inning.
- SLU is just 6-10 in C-USA Tournament play with three of those wins coming in 1999.
- The Billikens have fared the best against Memphis, going 3-0 against the Tigers in the C-USA Tournament. The two teams have been in three other conferences together, however, and Memphis has the better overall record at 7-5.
- Senior Scott Peden put together a school-record 29-game hitting streak this season, spanning from Mar. 11 to Apr. 24. He also broke the school record with eight RBI in the series finale against Louisville.



Front Row (L-R): Mark Zielinski, Jon Guyre, Rafael DeArmas, Chris Bachkora, John Bridges, Johnny Sweeney, Logan Lovill, Ryan Bird, Corey Tyberandt, Josh Bade. **Middle Row (L-R):** Casey Moore, Neil Graser, Pat Steinhoff, B.J. Rodrigue, Drew Eder, Lance Rhodes, Jerry Vickery, Adam Schroeder, Patrick Barmann. **Back Row (L-R):** Scott Peden, Kyle Zurliene, Etienne Ratte-Delorme, Bill Musselman, Chris Paulson, Charlie Blume, Eric Brewer, Eric Rohr, Mark Hanks, Ryan Sweet, Eric Mueller, Karl Steinlage, Kurt Struckhoff, Tim Landy, Patrick Valdez.

No.	Name	Pos.	B/T	Ht.	Wt.	Yr.	Hometown
1	Pat Steinhoff	IF	B/R	6-0	165	Sr.	St. Charles, Mo.
2	Chris Bachkora	IF	R/R	6-0	170	So.	Overland Park, Kan.
3	Tim Landy	P/IF	L/L	6-0	180	Jr.	St. Louis, Mo.
4	Lance Rhodes	P/IF	R/R	5-10	161	Fr.	Sikeston, Mo.
5	Johnny Sweeney	OF	L/L	6-0	185	Jr.	Belton, Mo.
6	Jon Guyre	OF	R/R	5-9	160	Jr.	Hazelwood, Mo.
7	Adam Schroeder	P	R/R	5-9	170	Jr.	Topeka, Kan.
8	Josh Bade	IF	R/R	6-0	193	Fr.	Springfield, Mo.
9	B.J. Rodrigue	IF	R/R	5-10	190	Fr.	Destrehan, La.
10	John Bridges	OF	L/R	5-10	180	Sr.	St. Peters, Mo.
11	Bill Musselman	C	R/R	6-2	210	So.	Homer Glen, Ill.
12	Ryan Sweet	P	R/R	6-3	205	So.	Collinsville, Ill.
13	Patrick Valdez	IF	R/R	6-1	195	Sr.	San Antonio, Texas
14	Casey Moore	IF/C	R/R	5-8	180	So.	Lake St. Louis, Mo.
15	Rafael DeArmas	IF	R/R	5-10	165	Fr.	Miami, Fla.
16	Neil Graser	OF	R/R	6-0	195	So.	St. Louis, Mo.
18	Mark Hanks	OF	R/R	6-4	230	So.	Granite City, Ill.
21	Charlie Blume	P/IF	R/R	6-4	230	So.	Fenton, Mo.
23	Patrick Barmann	P	R/R	5-11	165	So.	Indianapolis, Ind.
24	Jerry Vickery	C/IF	R/R	6-0	225	So.	Belleville, Ill.
26/51	Chris Paulson	P/IF	R/R	6-4	205	Fr.	Falcon Heights, Minn.
27	Etienne Ratte-Delorme	P	R/R	6-3	205	Jr.	St. Hubert, Quebec
28	Scott Peden	IF	R/R	6-1	205	Sr.	San Antonio, Texas
31	Karl Steinlage	P	L/L	5-10	180	So.	Wentzville, Mo.
32	Mark Zielinski	P	R/L	6-1	165	Fr.	Maryland Heights, Mo.
33	Ryan Bird	P	R/R	5-10	180	So.	Potomac, Ill.
34	Kurt Struckhoff	P	R/R	6-1	195	Sr.	Glencoe, Mo.
40	Kyle Zurliene	P	L/L	6-1	225	So.	Germantown, Ill.
41	Logan Lovill	OF	L/R	5-11	170	Fr.	Arvada, Colo.
42	Drew Eder	IF	L/R	5-9	215	Sr.	Normal, Ill.
44	Eric Brewer	P	L/L	6-5	235	Fr.	St. Louis, Mo.
45	Eric Rohr	P	R/R	6-4	190	So.	Belleville, Ill.

* Paulson wears #51 in the grey uniform only



What's lurking in your air duct system?

CLEAN AIR SERVICES

Air Duct Cleaning Specialist Since 1993



Residential • Commercial • Industrial



- Video Inspections
- Insulation Removal
- Mold & Bacteria Removal
- Allergy & Odor Control
- Duct coating for prevention of mold and odors
- Truck-mounted equipment for complete source removal

Serving Mississippi, Alabama, Louisiana, and Florida's Gulf Coast

(CIE) Certified Indoor Environmentalist
(CMR) Certified Mold Remediators



1-866-444-4AIR (4247)



Confidence can mean the difference between winning and losing.

And with Union Planters Bank, soon to be Regions Bank, you have the confidence of knowing we'll always go the extra mile to help you achieve your financial goals. Whether it's financing a vacation, your children's college education or a new business opportunity, working together we make quite a team. Visit a location near you or www.unionplanters.com.

Union Planters Bank, N.A.,

A **REGIONS** Financial Company



© 2005 Union Planters Bank. Member FDIC.

The Southern Miss Department of Athletics would like to express its deepest appreciation to the following members of the Transportation Team for their support of the 2005 Conference USA Baseball Tournament.

PETRO AUTOMOTIVE
Eddie Petro/Bob Palmer, GM
Hattiesburg, Miss.

DEAN MCCRARY KIA
Dean McCrary/Mike Morris, GM
Hattiesburg, Miss.

VARDAMAN BUICK/HONDA
Robert Vardaman
Hattiesburg, Miss.

GREG'S AUTO SALES & LEASING
Greg Merrill
Picayune, Miss.

RYAN MOTORS
Michael "Mickey" Ryan/Andy Moore, GM
Hattiesburg, Miss.

TOYOTA OF HATTIESBURG
Max Pierce/Alton Pierce, GM
Hattiesburg, Miss.

FREEMAN-MOORE MAZDA
Vance Moore/Terry Foxx, Sales Mgr.
Hattiesburg, Miss.

AUTO LOCATORS
David Rimes
Hattiesburg, Miss.



Date: _____ Site: _____ Game Number: _____

TEAMS	1	2	3	4	5	6	7	8	9	10	11	12	R	H	E	LOB

Umpires
 H -
 1B -
 2B -
 3B -

TEAM (Overall, Conference Record): _____

PLAYERS	P	1	2	3	4	5	6	7	8	9	10	11	12	BB	SO	AB	R	H	2B	3B	HR	RBI	
TOTALS																							

PITCHERS	WLS	IP	H	R	ER	BB	SO	HR	HB	WP	P/S	SH -	SF -
												HBP -	
												SB -	
												CS -	
												DP -	PB -
												GIDP -	E -
												BK -	

TEAM (Overall, Conference Record): _____

PLAYERS	P	1	2	3	4	5	6	7	8	9	10	11	12	BB	SO	AB	R	H	2B	3B	HR	RBI	
TOTALS																							

PITCHERS	WLS	IP	H	R	ER	BB	SO	HR	HB	WP	P/S	SH -	SF -
												HBP -	
												SB -	
												CS -	
												DP -	PB -
												GIDP -	E -
												BK -	

SOUTHERN MISS GOLDEN EAGLES

Quick Facts

Location: Hattiesburg, Miss.
 Founded: 1910
 Enrollment: 15,947
 Nickname: Golden Eagles
 Colors: Black and Gold
 Home Field: Pete Taylor Park/
 Hill Denson Field (3,678)
 President: Dr. Shelby F. Thames
 Athletics Director: Richard C. Giannini
 SWA: Sonya Varnell

Sports Information

Assistant AD/Baseball Contact: Mike Montoro
 Web Site: www.SouthernMiss.com

Baseball Facts

Head Coach: Corky Palmer
 Career Record: *257-166
 Record at Southern Miss: *257-166
 Associate Head Coach: Scott Berry
 Assistant Coach: Lane Burroughs
 Volunteer Assistant: Josh Hoffpauir
 Athletic Trainer: Ana Gross
 Student Managers: Jake Cobb, Justin Russell
 Student Trainer: Shawn Fayard
 2004 Record: 45-19
 2004 C-USA Record: 21-9 (T-2nd)
 2004 NCAA Postseason: NCAA Regional at
 Baton Rouge
 *entering 2005 season

Notes

- Southern Miss has advanced to the semifinal round of the Conference USA Tournament six times in nine appearances, advancing to the championship round twice (2003, 2004) and winning the title once (2003).
- The Golden Eagles have participated in five NCAA Regional Tournaments (1990, 1991, 1999, 2003 and 2004), hosting the 2003 Hattiesburg Regional. The team has advanced to three NCAA Regional Tournaments under Head Coach Corky Palmer.
- Southern Miss is one of just three programs to play in every Conference USA Tournament, joining Tulane and Louisville. Prior to this tournament, the Golden Eagles have been seeded third the most (four times), fourth (twice), and first, sixth and seventh one time each.
- The Golden Eagles have won 30 or more games in a season, 19 of the past 20 seasons, including 40 or more wins in five of those years.
- Southern Miss is one of five teams to have 10 or more All-Conference USA Tournament selections, ranking third behind Tulane (25) and Houston (18) with 15 selections.



Front Row (L-R): Student Trainer Shawn Fayard, Trainer Ana Gross, Assistant Coach Josh Hoffpauir, Head Coach Corky Palmer, Associate Head Coach Scott Berry, Assistant Coach Lane Burroughs, Manager Jake Cobb, Manager Justin Russell. **Second Row (L-R):** Patrick Maxwell, Chris Matesich, Cliff Russum, Jason Lowery, Marc Maddox, Trey Cuevas, Jacob Fowler, Leighton Davis, Chase Baran, Rob Burns, Nick Valluzzo. **Third Row (L-R):** Kevin Coker, Matt Caire, David Steele, Chris Kirtland, Trey Sutton, Bo Davis, Jonathan Johnston, Beau Griffin. **Fourth Row (L-R):** Mike Cashion, Barry Bowden, Drew Carson, Bryan Adams, Brad Willcutt, Cole Basinger, Patrick Ezell, Eddie Burger. **Back Row (L-R):** Will Matlock, Ben Wade, Daniel Best, Brett Hoeflich, Brad Owen, Jody Blount, Tyler Perrett, John Nicholas.

No.	Name	Pos.	B/T	Ht.	Wt.	Yr.	Hometown
1	David Steele	OF	L/R	6-2	190	Fr	Mandeville, La.
3	Trey Cuevas	C	R/R	5-11	200	r-Fr.	Hattiesburg, Miss.
5	Patrick Maxwell	2B	R/R	5-11	185	Fr.	Shreveport, La.
6	Chris Kirtland	OF	L/R	5-11	170	Fr.	New Orleans, La.
7	Trey Sutton	2B	L/R	6-0	170	Fr.	Hattiesburg, Miss.
8	Will Matlock	RHP	R/R	6-1	185	Jr.	Meridian, Miss.
9	Rob Burns	LHP	L/L	5-10	175	Jr.	Tuscaloosa, Ala.
11	Chris Matesich	SS	R/R	5-11	180	r-Fr.	Memphis, Tenn.
13	Chase Baran	LHP	L/L	6-1	180	Fr.	Boyd, Texas
14	Bo Davis	OF	R/R	6-0	180	Fr.	Meridian, Miss.
15	Jacob Fowler	OF	L/L	5-11	185	Jr.	Northport, Ala.
16	Mike Cashion	RHP	R/R	6-1	200	So.	Clinton, Miss.
17	Marc Maddox	1B	R/R	5-11	190	Jr.	Hattiesburg, Miss.
18	Daniel Best	RHP	R/R	6-3	170	Jr.	Ruston, La.
19	Barry Bowden	RHP	R/R	6-1	190	r-Fr	Vidalia, La.
20	Kevin Coker	C	R/R	6-2	195	r-Jr.	Vicksburg, Miss.
22	Bryan Adams	RHP	R/R	6-1	185	So.	Semmes, Ala.
23	Jason Lowery	OF	R/L	5-10	195	Sr.	Petal, Miss.
24	Beau Griffin	3B	R/R	6-1	200	Sr.	Youngsville, La.
25	Eddie Burger	C/1B	R/R	6-1	200	r-So.	Long Beach, Miss.
26	Jody Blount	OF	R/R	6-3	195	So.	Union, Miss.
27	Drew Carson	OF	R/R	6-1	190	r-Fr.	Monroe, La.
28	Patrick Ezell	RHP	R/R	6-2	180	So.	Petal, Miss.
29	Ben Wade	RHP	R/R	6-3	185	Fr.	Hattiesburg, Miss.
30	Nick Valluzzo	LHP	L/L	5-11	195	r-So.	Baton Rouge, La.
32	Jonathan Johnston	RHP	R/R	6-2	190	Fr.	Brandon, Miss.
34	Tyler Perrett	RHP	R/R	6-4	210	Jr.	Hazelhurst, Miss.
35	Matt Caire	LHP	L/L	6-0	205	Jr.	Luling, La.
36	Cole Basinger	LHP	L/L	6-2	200	Jr.	Demopolis, Ala.
37	Brad Willcutt	C	R/R	6-1	210	r-Sr.	Columbus, Miss.
38	Cliff Russum	RHP	R/R	6-2	220	Sr.	Hattiesburg, Miss.
39	Brett Hoeflich	1B	R/R	6-3	210	r-Fr.	Petal, Miss.
42	John Nicholas	RHP	R/R	6-4	245	r-Sr.	Slidell, La.
43	Brad Owen	LHP	L/L	6-5	210	Jr.	Semmes, Ala.
45	Leighton Davis	RHP	R/R	6-1	205	r-Fr.	Brandon, Miss.



TCU HORNED FROGS

Quick Facts

Location: Fort Worth, Texas
 Founded: 8,066
 Enrollment: 1873
 Nickname: Horned Frogs
 Colors: Purple and White
 Home Field: Lupton Stadium/Williams-Reilly Field (3,500)
 Chancellor: Victor J. Boschini
 Athletics Director: Eric Hyman
 SWA: Marcy Girton

Sports Information

Director: Steve Fink
 Baseball Contact: Brandie Davidson
 Web Site: www.gofrogs.com

Baseball Facts

Head Coach: Jim Schlossnagle
 Career Record: *116-73
 Record at TCU: *39-26
 Assistant Coaches: Todd Whitting, Matt Siegel
 Volunteer Assistant: Derek Matlock
 Director of Operations: Mike Dilley
 Athletic Trainer: Danny Wheat
 Manager: James Richards
 Student Trainer: Kenny Ishii
 2004 Record: 39-26
 2004 C-USA Record: 19-11 (4th)
 2004 NCAA Postseason: NCAA Regional at Austin
 *entering 2005 season

Notes

- Austin Adams became the 10th player in C-USA history to hit three home runs in a game, including two in one inning. He accomplished the feat against Charlotte on April 23.
- The Frogs have lost only one weekend series this season, against nationally ranked Rice. They have defeated the first six Conference USA opponents this season.
- With a series win over Southern Miss earlier this season, the Frogs have now recorded series wins over every member of Conference USA.
- TCU entered the season with its highest pre-season rank in school history. Baseball America ranked the Frogs No. 21 in its debut poll.
- Lance Broadway had a streak of 36.2 innings without allowing an earned run, while Tim McGough had a streak of 27.0 innings without allowing an earned run.
- TCU is the defending Conference USA Tournament champion. After losing their opening-round game to Houston, the Horned Frogs became just the second team to win five-straight contests to capture the tournament title, defeating Southern Miss in the championship game.



Front Row (L-R): Manager James Richards, Justin Roland, Kody Haverkamp, Jake Friemel, John Dao, Chase Kiecke, Spencer Jackson, Chris White. **Second Row (L-R):** Omar Arif, Jerid Buttell, Ryan Pack, Will Skelton, Tim McGough, Stuart Musslewhite, Andrew Walker, Brad Furnish, Sam Demel, Jason Troth. **Third Row (L-R):** Bo Cogbill, Brandon Wilson, Shawn Ferguson, Keith Conlon, Head Coach Jim Schlossnagle, Director of Operations Mike Dilley, Assistant Coach Matt Siegel, Volunteer Assistant Coach Derek Matlock, Ryan Nesloney, Matt McGuirk. **Back Row (L-R):** Athletic Trainer Danny Wheat, J.J. Estrada, Shelby Ford, Kyle Dahlberg, Zach Ashwood, Chase Perry, Chad Underwood, Tyler Kersten, Austin Adams, Matt Carpenter, Lance Broadway, Athletic Training Student Kenny Ishii. Not Pictured: Chad Huffman, Assistant Coach Todd Whitting.

No.	Name	Pos.	B/T	Ht.	Wt.	Yr.	Hometown
1	Stuart Musslewhite	INF	R/R	6-0	195	Sr.	Houston, Texas
2	John Dao	INF	R/R	6-0	179	Fr.	Fort Worth, Texas
3	Shelby Ford	INF	S/R	6-3	190	So.	Fort Worth, Texas
4	Jake Friemel	RHP	R/R	6-1	185	Fr.	Victoria, Texas
5	Brad Furnish	LHP	S/L	6-2	185	So.	Allen, Texas
6	Andrew Walker	C	R/R	6-0	197	Fr.	Houston, Texas
8	Sam Demel	RHP	R/R	6-0	185	Fr.	Spring, Texas
11	Tim McGough	RHP	R/R	6-0	190	Sr.	Aledo, Texas
12	Chase Kiecke	OF	R/R	5-10	180	Fr.	Bellville, Texas
13	Jason Troth	LHP	L/L	6-2	215	Fr.	Richmond, Texas
14	Justin Roland	INF	R/R	5-10	165	So.	Rockwall, Texas
15	Ryan Pack	OF	R/R	6-0	180	Jr.	Lawton, Okla.
16	Bo Cogbill	INF	S/R	6-2	213	Sr.	Lake Dallas, Texas
17	Chad Huffman	INF	R/R	6-1	206	So.	Missouri City, Texas
19	Jerid Buttell	OF	R/R	5-11	180	Jr.	Colleyville, Texas
20	Chris White	LHP	L/L	5-10	170	Sr.	Fort Worth, Texas
21	Lance Broadway	RHP	R/R	6-4	195	Jr.	Waxahachie, Texas
23	Chase Perry	RHP	R/R	6-5	215	So.	Garland, Texas
24	Matt Carpenter	RHP	L/R	6-3	208	Fr.	Sugar Land, Texas
25	Shawn Ferguson	RHP	R/R	6-2	205	Jr.	Houston, Texas
26	Omar Arif	LHP	L/L	6-1	195	So.	Mesquite, Texas
27	Keith Conlon	OF	R/R	6-3	210	So.	Dallas, Texas
28	Will Skelton	LHP	L/L	6-2	195	Fr.	Dallas, Texas
31	Kody Haverkamp	LHP	L/L	5-11	190	Jr.	Roanoke, Texas
32	Matt McGuirk	OF/P	L/L	6-3	185	Fr.	Fort Worth, Texas
33	J.J. Estrada	OF	R/R	6-2	195	Sr.	Guatemala City, Guatemala
34	Spencer Jackson	1B/OF	L/L	6-1	215	Fr.	Sugar Land, Texas
36	Kyle Dahlberg	C	R/R	6-3	210	Sr.	San Antonio, Texas
39	Zach Ashwood	LHP	L/L	6-4	195	Fr.	The Colony, Texas
40	Ryan Nesloney	RHP	R/R	6-2	205	Sr.	Houston, Texas
44	Austin Adams	OF	R/R	6-5	215	So.	Henderson, Texas
50	Chad Underwood	RHP	R/R	6-5	220	Sr.	Mesquite, Texas
59	Brandon Wilson	C	R/R	6-4	215	Fr.	Milliken, Colo

TULANE GREEN WAVE

Quick Facts

Location: New Orleans, La.
 Founded: 1834
 Enrollment: 11,900
 Nickname: Green Wave
 Colors: Olive Green and Sky Blue
 Home Field: Turchin Stadium (3,600)
 President: Dr. Scott Cowen
 Athletics Director: Rick Dickson
 SWA: Maria Ochoa

Sports Information

Assistant AD: Donna Turner
 Baseball Contact: Richie Weaver
 Web Site: www.tulane.greenwave.com

Baseball Facts

Head Coach: Rick Jones
 Career Record: *743-314-2
 Record at Tulane: *467-225-1
 Associate Head Coach: Mark Kingston
 Assistant Coaches: Chad Sutter, Matthew Boggs
 Athletic Trainer: Todd Lorentson
 Manager: Mike Hill
 2004 Record: 41-21
 2004 C-USA Record: 21-9 (T-2nd)
 2004 NCAA Postseason: NCAA Super Regional
 at Fullerton

*entering 2005 season

Notes

- Tulane became the first Conference USA team to be ranked No.1 in the nation when Baseball America listed the Green Wave in the top spot in its preseason poll. Tulane has stayed ranked as the No.1 team for the majority of the season.
- The Green Wave were the first team in Division I this season to reach the 40-victory mark. The team now has its ninth 40-win season under head coach Rick Jones.
- Three different Tulane pitchers combined to no-hit Nicholls State on April 26. Only a hit batsmen prevented it from being a perfect game. J.R. Crowel, Billy Mohl and Daniel Latham on the no-hitter. On May 2, Collegiate Baseball honored the trio as the Louisville Slugger/National Players of the Week.
- The Green Wave feature a pair of the top two-way players in the country in LHP/OF Brian Bogusevic and RHP/IF Micah Owings. Both players were preseason All-Americans and Bogusevic is a semifinalist for the Xanthus-Dick Howser Trophy, given to the nation's top player.
- Tulane finished the regular season with a 10-0 record against teams from Louisiana. The last time the Wave had a perfect regular season against in-state foes was 2001 when Tulane was 11-0 in regular season action and took two-of-three in the NCAA Super Regional against LSU to advance to the College World Series.
- The Green Wave have won four Conference USA tournament titles, more than any other school. Tulane won the league's inaugural event in 1996 at Pete Taylor Park and also captured the 1998, 1999 and 2001 titles.



Front Row (L-R): Tim Guidry, Will Rice, Rustin Rebowe, Brandon Gomes, Devin Barnett, Nathan Southard, Scott Powell. **Second Row (L-R):** Mike Hill (equipment manager), Matt Riser, Robbie Whitman, Matt Barket, Peter Connick, Brad Emaus, Grayden Griener, Marc Rob ert, Cat Everett, Todd Lorentson (athletic trainer). **Third Row (L-R):** Rick Jones (head coach), Mark Kingston (associate head coach), Scott Madden, Tommy Manzella, Matt Goebel, J.R. Crowel, Warren McFadden, Daniel Latham, Jeffrey Garidel, Micah Owings, Greg Dini, Chad Sutter (pitching coach), Matthew Boggs (assistant coach). **Back Row (L-R):** Stephen Porlier, Brian Bogusevic, Ricky Fairchild, Jonathan Garrett, Mark Hamilton, Tyler Kimmons, Billy Mohl, Chris Worster, Greg Young, Sean Morgan, Joe Holland.

No.	Name	Pos.	B/T	Ht.	Wt.	Yr.	Hometown
2	Tim Guidry	INF	R/R	5-10	191	Jr.	Metairie, La.
3	Will Rice	OF	R/R	5-10	190	Fr.	Houston, Texas
4	Tommy Manzella	INF	R/R	6-3	190	Sr.	Chalmette, La.
5	Ricky Fairchild	RHP	R/R	6-3	205	Jr.	Dallas, Texas
6	Joe Holland	INF	R/R	6-0	203	Sr.	Beaumont, Texas
7	Chris Worster	RHP	R/R	6-4	205	Fr.	Palm Bch. Gardens, Fla.
8	Robbie Whitman	OF/INF	R/R	6-0	184	Fr.	Metairie, La.
9	Rustin Rebowe	OF	L/R	5-11	190	Fr.	Norco, La.
11	Jeffrey Garidel	INF	S/R	6-3	185	Fr.	Baton Rouge, La.
13	Cat Everett	INF	S/R	6-1	180	Fr.	Houston, Texas
14	Matt Barket	OF	R/R	6-0	203	Sr.	Miami, Fla.
15	Mark Hamilton	INF	L/L	6-4	212	So.	Bellaire, Texas
16	Matt Goebel	RHP	R/R	6-3	195	Jr.	Austin, Texas
17	Brad Emaus	INF	R/R	6-0	190	Fr.	Senoia, Ga.
19	Daniel Latham	RHP	R/R	6-3	183	So.	Covington, La.
20	Grayden Griener	C/OF	R/R	6-0	196	Fr.	New Orleans, La.
21	Sean Morgan	RHP/INF	R/R	6-3	218	Fr.	Sugar Land, Texas
22	Tyler Kimmons	RHP	R/R	6-6	180	Jr.	Mandeville, La.
24	Greg Dini	C	R/R	6-2	202	Sr.	Longwood, Fla.
26	Matt Riser	OF	L/R	5-10	189	Jr.	Picayune, Miss.
28	Jonathan Garrett	RHP	R/R	6-3	197	Fr.	Mandeville, La.
29	Peter Connick	LHP	L/L	6-0	175	Fr.	New Orleans, La.
30	Scott Madden	C	R/R	6-2	205	Sr.	Metairie, La.
31	Billy Mohl	RHP	R/R	6-5	212	Jr.	Sugar Land, Texas
32	Brian Bogusevic	LHP/OF	L/L	6-3	211	Jr.	Oak Lawn, Ill.
33	Scott Powell	OF	R/R	5-11	190	Fr.	New Orleans, La.
34	Stephen Porlier	RHP	R/R	6-3	210	Fr.	Sugar Land, Texas
35	Micah Owings	RHP/INF	R/R	6-5	225	Jr.	Gainesville, Ga.
36	Devin Barnett	RHP	R/R	5-11	186	So.	New Orleans, La.
37	Nathan Southard	OF	R/R	5-10	193	Jr.	Luling, La.
38	J.R. Crowel	LHP	R/L	6-2	183	Jr.	Boynton Beach, Fla.
39	Marc Rob�ert	C	R/R	5-11	185	Fr.	Metairie, La.
40	Greg Young	LHP	L/L	6-4	187	Fr.	Pacific Palisades, Calif.
41	Warren McFadden	OF	R/R	6-0	200	Fr.	Plantation, Fla.
45	Brandon Gomes	RHP	R/R	5-10	175	So.	Fall River, Mass.

Quick Facts

Location: Birmingham, Ala.
 Founded: 1969
 Enrollment: 16,693
 Nickname: Blazers
 Colors: Forest Green and Old Gold
 Home Field: Jerry D. Young Memorial Field (1,000)
 President: Dr. Carol Garrison
 Athletics Director: Watson Brown
 SWA: Rosalind Ervin

Sports Information

Assistant AD: Norm Reilly
 Baseball Contact: Jeremy Hoffman
 Web Site: www.uabsports.com

Baseball Facts

Head Coach: Larry Giangrosso
 Career Record: *700-445-1
 Record at UAB: *126-157
 Assistant Coaches: Frank Walton, Nick Dumas
 Volunteer Assistant: Jon Renfro
 Athletic Trainer: Josh Euten
 2004 Record: 30-29
 2004 C-USA Record: 13-16 (7th)
 2004 NCAA Postseason: None
 *entering 2005 season

Notes

- UAB reached the Conference USA Tournament semifinal in 2004 for just the third time since entering the league in 1996.
- The Blazers have 10 seniors on their roster in 2005, three of which have played all four years at UAB.
- Of the 31 players on UAB's opening day roster, 25 of them, or 81 percent hail from the state of Alabama. The other states represented by the Blazers are Georgia, Louisiana, Florida and Washington.
- The Blazers left their series against second-ranked LSU in Baton Rouge on a good note, winning the series finale by a score of 4-3 on March 6. The win was UAB's second all-time against the Tigers and first since March 17, 1982.
- UAB has matched the 30-win mark for the second-straight season. That marks the first time that the Blazers have won 30 or more games in back-to-back seasons since 1996-97.



Front Row (L-R): Allen West, Grant Addison, Dan Stucky, Lyle Northington, Randy Mills, Ryan Huffman, Chandler Miller, Justin Telotte, Steven Turner, Nathan McCorkle. **Second row (L-R):** Jacob Legg, Andrew Lilly, Phillip Bell, Clint Toomey, Cole Helms, Brett Hall, Brandon Flaherty. **Third row (L-R):** J.R. Bond, Rush Knight, Adam Price, Donny Muth, Seth Rollin, Ryan Metcalf, Zac Ward. **Fourth row (L-R):** Jim Crew, Billy Lichtner, Heath Tapscott, Levi Patmon, Ben McCullars, Eric Roberts, Jeff Brown. **Back row (L-R):** Jon Renfro, Nick Dumas, Michael Eason, Josh Euten, Frank Walton, Larry Giangrosso.

No.	Name	Pos.	B/T	Ht.	Wt.	Yr.	Hometown
1	Clint Toomey	OF	L/R	5-8	160	Fr.	Chickasaw, Ala.
2	Brett Hall	INF	R/R	5-10	140	Fr.	Prattville, Ala.
3	Dan Stucky	OF	S/R	6-2	195	Sr.	Spokane, Wash.
4	Phillip Bell	INF	R/R	5-10	170	Fr.	Gulf Breeze, Fla.
5	Jeff Brown	RHP	R/R	6-2	175	Sr.	Montgomery, Ala.
6	Levi Patmon	OF	R/R	6-2	185	So.	Clay, Ala.
7	Cole Helms	OF/P	R/R	5-11	170	Sr.	Southside, Ala.
9	J.R. Bond	OF	R/R	6-2	205	So.	Wetumpka, Ala.
10	Jacob Legg	OF/P	L/L	5-9	170	Jr.	Hartselle, Ala.
11	Donny Muth	C	R/R	6-0	200	r-Fr.	Slidell, La.
12	Ryan Metcalf	INF	R/R	6-0	175	Jr.	Pelham, Ala.
14	Lyle Northington	LHP	R/L	6-2	205	Jr.	Detroit, Ala.
15	Zac Ward	INF	R/R	6-2	210	So.	Hartselle, Ala.
16	Steven Turner	OF	R/R	6-1	182	Jr.	Birmingham, Ala.
17	Ryan Huffman	RHP	R/R	6-4	205	Sr.	Homewood, Ala.
18	Seth Rollin	INF	R/R	5-9	180	Sr.	Montgomery, Ala.
19	Eric Roberts	RHP	R/R	6-1	175	Sr.	Hueytown, Ala.
20	Brandon Flaherty	RHP	R/R	6-1	185	Fr.	Clay, Ala.
23	Ben McCullars	C	R/R	6-1	213	Sr.	Birmingham, Ala.
24	Heath Tapscott	RHP	R/R	6-1	175	Fr.	Hartselle, Ala.
25	Nathan McCorkle	INF	R/R	6-2	215	Sr.	Hoover, Ala.
27	Adam Price	RHP	R/R	6-3	195	Sr.	Hueytown, Ala.
30	Chandler Miller	RHP	R/R	6-3	205	Jr.	Dawson, Ga.
31	Grant Addison	RHP	R/R	6-4	205	So.	Winfield, Ala.
33	Billy Lichtner	INF	L/L	6-2	210	Fr.	Huntsville, Ala.
34	Rush Knight	C	R/R	6-0	215	Sr.	Muscle Shoals, Ala.
35	Randy Mills	RHP	R/R	6-4	230	Jr.	Theodore, Ala.
37	Jim Crew	RHP	R/R	6-3	225	Fr.	Birmingham, Ala.
41	Justin Telotte	RHP	R/R	6-4	200	So.	Atlanta, Ga.
43	Allen West	RHP	R/R	6-3	215	Jr.	Saraland, Ala.

USF BULLS

Quick Facts

Location: Tampa, Fla.
 Founded: 1956
 Enrollment: 41,392
 Nickname: Bulls
 Colors: Green and Gold
 Home Field: Red McEwen Field (1,500)
 President: Dr. Judy Genshaft
 Athletics Director: Doug Woolard
 SWA: Barbara Sparks McGlinchy

Sports Information

Assistant AD: John Gerdes
 Baseball Contact: Paul Dodson
 Web Site: www.GoUSFBulls.com

Baseball Facts

Head Coach: Eddie Cardieri
 Career Record: *738-511
 Record at USF: *675-478
 Associate Head Coach: Nelson North
 Assistant Coaches: Bryan Peters, Greg Parris
 Admin. Assistant: John Zeller
 Athletic Trainer: Brandon Sherrell
 2004 Record: 31-24
 2004 C-USA Record: 12-17 (9th)
 2004 NCAA Postseason: None
 *entering 2005 season

Notes

- USF head coach Eddie Cardieri is one of five league coaches to have led his team in each of the 10 years in C-USA history, and Cardieri is the longest tenured coach at his school among all C-USA coaches. Cardieri, Lelo Prado (Louisville), Bob Hughes (Saint Louis), Rick Jones (Tulane) and Loren Hibbs (Charlotte) have coached all 10 years in C-USA.
- USF won the very first C-USA regular season title in 1996 and reached the championship game of the league's inaugural tournament in Hattiesburg. The Bulls also played in the championship game of the 2001 tournament, losing both times to Tulane.
- Cardieri was named C-USA Coach of the year in 1996, marking the third different conference in which he won that honor. He had previously won Coach of the Year in the Sun Belt and Metro conferences.
- Pitcher Casey Hudspeth is hoping to go two-for-two in winning first team all-C-USA honors. He was named to the team as a freshman in 2004 when he was also a Freshman All-American. He would become the first-ever USF player to be named first team all-C-USA as a freshman and sophomore.



Front Row (L-R): Mike Consolmagno, Yuri Higgins, Jeremy Bellotti, James Rowe, Matt Ingram, Joel Cardieri, Nick Cardieri, Dexter Butler, Blake Tillett, Matt Klimis. **Middle Row (L-R):** Casey Hudspeth, Joey Angelberger, Kris Howell, Bryan Hiermeier, Brad Karns, Jim Cassidy, Ty Pryor, Tim Mattison, Daniel Thomas, Brandin Daniel, Jeremy Brand, Josh LeRoy. **Back Row (L-R):** Ty Taborelli, Tim Orlosky, Jeff Baisley, Nick Manganaro, Chase Lirette, Ryan Lau, Matt McHargue, Brian Baisley, Jon Kio, Davis Bilardello.

No.	Name	Pos.	B/T	Ht.	Wt.	Yr.	Hometown
0	Joel Cardieri	1B	R/R	6-1	185	Fr.	Tampa, Fla.
1	James Rowe	LHP/OF	L/L	5-10	170	Fr.	Cocoa, Fla.
2	Ty Taborelli	OF	L/R	6-2	182	So.	Tampa, Fla.
3	Joey Angelberger	3B	R/R	6-0	200	Fr.	Dunedin, Fla.
4	Mike Consolmagno	OF	L/L	5-7	150	Fr.	Staten Island, N.Y.
5	Bryan Hiermeier	RF	R/R	6-0	185	Sr.	Tampa, Fla.
6	Nick Cardieri	2B	S/R	5-11	188	So.	Tampa, Fla.
8	Jeremy Brand	SS	R/R	6-2	186	Sr.	Jacksonville, Fla.
9	Jim Cassidy	RHP/OF	R/R	6-2	175	Fr.	Medway, Mass.
10	Casey Hudspeth	RHP	R/R	6-0	185	So.	Sarasota, Fla.
12	Jeff Baisley	3B	R/R	6-3	214	Sr.	Land O'Lakes, Fla.
14	Kris Howell	RF/DH	R/R	6-0	187	Jr.	Tierra Verde, Fla.
15	Ty Pryor	RHP/C	S/R	6-2	218	Fr.	Orlando, Fla.
16	Jon Kio	LHP	L/L	6-3	220	So.	Lindley, N.Y.
17	Dexter Butler	SS	R/R	6-0	195	Fr.	Key West, Fla.
18	Brian Baisley	C/1B	R/R	6-3	223	Jr.	Land O'Lakes, Fla.
19	Blake Tillett	LHP	S/L	6-0	180	Fr.	Riverview, Fla.
20	Tim Orlosky	OF	L/R	6-2	182	Sr.	Venice, Fla.
21	Jeremy Bellotti	CF	R/R	5-10	191	Jr.	Palm Harbor, Fla.
22	Brandin Daniel	1B	L/L	6-2	187	Fr.	Punta Gorda, Fla.
24	Ryan Lau	RHP	R/R	6-4	218	Fr.	Ft. Myers, Fla.
25	Matt Klimis	RHP	R/R	6-3	210	Fr.	Tarpon Springs, Fla.
26	Daniel Thomas	RHP	R/R	6-2	170	Fr.	Tampa, Fla.
27	Josh LeRoy	C/OF	R/R	6-1	165	Fr.	New Port Richey, Fla.
28	Nick Manganaro	LHP	L/L	6-4	176	So.	Ft. Lauderdale, Fla.
29	Yuri Higgins	RHP	R/R	5-8	173	So.	Tampa, Fla.
30	Brad Karns	C	R/R	6-1	227	Fr.	Okeechobee, Fla.
31	Davis Bilardello	LHP	L/L	6-2	180	Fr.	Vero Beach, Fla.
34	Tim Mattison	RHP	R/R	6-2	219	Sr.	Jacksonville, Fla.
35	Raymon Garcia	RHP	R/R	5-11	210	Fr.	Sunrise, Fla.
37	Matt Ingram	LHP	R/L	5-10	185	Sr.	Haines City, Fla.
38	Matt McHargue	1B	L/R	6-4	221	Jr.	Tampa, Fla.
39	Chase Lirette	RHP	R/R	6-4	214	So.	Tallahassee, Fla.



CONFERENCE USA TOURNAMENT HISTORY

2004

Cougar Field, Houston, Texas

Wednesday, May 26

(6) Memphis 10, (3) Southern Miss 5
(7) UAB 10, (2) Tulane 4
(1) East Carolina 13, (8) Louisville 2
(5) Houston 9, (4) TCU 5

Thursday, May 27

Southern Miss 16, Tulane 4
TCU 4, Louisville 3
UAB 7, Memphis 6
Houston 6, East Carolina 5

Friday, May 28

Southern Miss 13, Memphis 0
TCU 10, East Carolina 4

Saturday, May 29

Southern Miss 16, UAB 10
TCU 8, Houston 3
Southern Miss 9, UAB 7
TCU 5, Houston 4

Sunday, May 30 – Championship

TCU 3, Southern Miss 1

2003

Turchin Stadium, New Orleans, La.

Wednesday, May 21

(4) Houston 2, (5) East Carolina 1
(1) Southern Miss 13, (8) Charlotte 0
(7) Louisville 5, (2) TCU 1
(3) Tulane 4, (6) USF 3

Thursday, May 22

East Carolina 8, Charlotte 5
USF 10, TCU 6
Southern Miss 7, Houston 2
Tulane 3, Louisville 1

Friday, May 23

East Carolina 5, Houston 0
Louisville 11, USF 4

Saturday, May 24

Southern Miss 3, East Carolina 1
Tulane 5, Louisville 3

Sunday, May 25 – Championship

Southern Miss 7, Tulane 5

2002

Grainger Stadium, Kinston, N.C.

Tuesday, May 21

(1) Houston 5, (8) Saint Louis 0
(4) Southern Miss 7, (5) Tulane 3

Wednesday, May 22

(7) USF 10, (2) Louisville 0 (8 inn.)
Tulane 6, Saint Louis 5
(6) East Carolina 5, (3) TCU 1

Thursday, May 23

TCU 8, Louisville 1
Houston 7, Southern Miss 1
East Carolina 12, USF 10

Friday, May 24

Tulane 12, Southern Miss 5
USF 2, TCU 1

Saturday, May 25

Houston 7, Tulane 2
East Carolina 3, USF 2

Sunday, May 26 – Championship

East Carolina 4, Houston 0

2001

Zephyr Field, New Orleans, La.

Wednesday, May 16

(7) Southern Miss 6, (2) Houston 2
(3) USF 10, (6) Louisville 5
(5) Memphis 8, (4) Cincinnati 5
(8) Charlotte 8, (1) Tulane 4

Thursday, May 17

Louisville 6, Houston 5
Tulane 9, Cincinnati 7
Southern Miss 18, USF 5
Memphis 4, Charlotte 2

Friday, May 18

USF 7, Louisville 3 (10 innings)
Tulane 6, Charlotte 2

Saturday, May 19

USF 6, Southern Miss 4
Tulane 7, Memphis 6
USF 7, Southern Miss 4
Tulane 7, Memphis 2

Sunday, May 20 – Championship

Tulane 21, USF 4

2000

Florida Power Park, St. Petersburg, Fla.

Wednesday, May 17

(7) UAB 11, (2) Tulane 4
(6) Cincinnati 7, (3) Southern Miss 2 (10 innings)
(1) Houston 4, (8) Louisville 3
(4) Charlotte 2, (5) USF 1

Thursday, May 18

Southern Miss 10, Tulane 9
USF 10, Louisville 6
Cincinnati 9, UAB 4
Charlotte 6, Houston 1

Friday, May 19

UAB 10, Southern Miss 6
Houston 19, USF 6

Saturday, May 20

Cincinnati 15, UAB 6
Houston 3, Charlotte 0
Houston 14, Charlotte 2

Sunday, May 21 – Championship

Houston 7, Cincinnati 4 (10 innings)

1999

USA Stadium, Millington, Tenn.

Tuesday, May 18 (play-in games)

(8) Cincinnati 8, (9) UAB 7
(10) Saint Louis 5, (7) Charlotte 2

Wednesday, May 19

(3) Southern Miss 10, (6) Louisville 5
(2) Tulane 10, Cincinnati 5
(1) Houston 14, Saint Louis 4
(5) USF 8, (4) Memphis 6

Thursday, May 20

Louisville 10, Cincinnati 9
Saint Louis 11, Memphis 9
Tulane 11, Southern Miss 4
Houston 14, USF 3

Friday, May 21

Southern Miss 5, Louisville 2
Saint Louis 16, USF 5

Saturday, May 22

Tulane 13, Southern Miss 7
Houston 3, Saint Louis 0

Sunday, May 23 – Championship

Tulane 12, Houston 9

1998

Zephyr Field, New Orleans, La.

Tuesday, May 12 (play-in games)

(9) Saint Louis 7, (8) USF 6
(7) Memphis 6, (10) Cincinnati 5

Wednesday, May 13

(3) Charlotte 13, (6) Southern Miss 3
(2) Houston 3, Memphis 2
(5) Louisville 9, (4) UAB 8
(1) Tulane 7, Saint Louis 3

Thursday, May 14

Southern Miss 7, Memphis 6
UAB 4, Saint Louis 1
Charlotte 6, Houston 5
Tulane 13, Louisville 2

Friday, May 15

Southern Miss 6, Houston 5
Louisville 11, UAB 6

Saturday, May 16

Charlotte 6, Southern Miss 5
Tulane 6, Louisville 3

Sunday, May 17 – Championship

Tulane 5, Charlotte 3

1997

Turchin Stadium, New Orleans, La.

Tuesday, May 13 (play-in games)

(9) Saint Louis 9, (8) Memphis 2
(10) Cincinnati 8, (7) Louisville 5

Wednesday, May 14

(3) USF 5, (6) UAB 2
(2) Houston 13, Saint Louis 4
(5) Charlotte 14, (4) Southern Miss 9
(1) Tulane 10, Cincinnati 0

Thursday, May 15

UAB 6, Saint Louis 2
Southern Miss 5, Cincinnati 0
Houston 2, USF 0
Charlotte 8, Tulane 6

Friday, May 16

UAB 5, USF 3
Tulane 6, Southern Miss 2

Saturday, May 17

UAB 6, Houston 5
Tulane 13, Charlotte 4
Houston 10, UAB 8
Charlotte 9, Tulane 2

Sunday, May 18 – Championship

Houston 22, Charlotte 7

1996

Pete Taylor Park, Hattiesburg, Miss.

Tuesday, May 14 (play-in game)

(8) Louisville 4, (9) Cincinnati 2

Wednesday, May 15

(5) Charlotte 17, (4) UAB 9
Louisville 13, (1) USF 9
(2) Tulane 14, (7) Saint Louis 5
(3) Southern Miss 9, (6) Memphis 4

Thursday, May 16

USF 9, UAB 7
Saint Louis 9, Memphis 8 (10 innings)
Charlotte 23, Louisville 3
Tulane 9, Southern Miss 5

Friday, May 17

USF 14, Louisville 11
Southern Miss 9, Saint Louis 5

Saturday, May 18

USF 13, Charlotte 2
Tulane 10, Southern Miss 8
USF 17, Charlotte 6

Sunday, May 19 – Championship

Tulane 2, USF 0

C-USA TOURNAMENT INDIVIDUAL RECORDS

BATTING

BATTING AVERAGE GAME (Min. 5 at-bats)

1.000	Jordan Hart, MEM (USM)	2004
1.000	Brian Hughes, TUL (LOU)	1998
1.000	Jeff Davis, USM (SLU)	1996
1.000	Jason Michonski, USF (CHA)	1996

SERIES (Min. 10 at-bats)

.714	Jason Michonski, USF (10-for-14)	1996
.692	Brian Bormaster, TUL (9-for-13)	2003
.625	Jeff Davis, USM (10-for-16)	1996
.615	Tommy Manzella, TUL (8-for-13)	2003
.615	Tommy Manzella, TUL (8-for-13)	2002

TIMES AT BAT

GAME

7	Brandon Caraway, HOU (USF)	2000
7	Craig Brown, TUL (CHA)	1997
7	Jeff Bell, UAB (HOU)	1997
7	Dan Harness, UAB (HOU)	1997

SERIES

33	Andy Cannizaro, TUL (6 games)	2001
33	Jon Kaplan, TUL (6 games)	2001
32	James Jurries, TUL (6 games)	2001
32	Jake Gautreau, TUL (6 games)	2001

RUNS SCORED

GAME

5	Joey Anderson, CHA (LOU)	1996
5	Goefrey Tomlinson, HOU (CHA)	1997

SERIES

11	Jarrett Hoffpauir, USM (6 games)	2004
10	Chris Heintz, USF (6 games)	1996
10	Goefrey Tomlinson, HOU (5 games)	1997
9	Marc Maddox, USM (6 games)	2004
9	Andy Cannizaro, TUL (4 games)	1999

HITS

GAME

5	Jordan Hart, MEM (USM)	2004
5	Brian Hughes, TUL (LOU)	1998
5	Key Voshell, LOU (UAB)	1998
5	Joey Hammond, CHA (LOU)	1996

SERIES

15	Ben Drawdy, USF (6 games)	2001
13	Austin Adams, TCU (6 games)	2004
13	Jarrett Hoffpauir, USM (6 games)	2004
13	Chris Heintz, USF (6 games)	1996
12	Andy Cannizaro, TUL (6 games)	2001
12	Joe Hammond, CHA (4 games)	1996
12	Scottie Scott, HOU (5 games)	1997
12	Goefrey Tomlinson, HOU (5 games)	1997

RUNS BATTED IN

GAME

7	Kevin Kaczmarek, LOU (USF)	1996
6	Jarrett Hoffpauir, USM (UAB)	2004
6	Ronnie Barassi, MEM (SLU)	1996
6	Chris Heintz, USF (CHA)	1996

SERIES

13	Jarrett Hoffpauir, USM (6 games)	2004
12	Austin Adams, TCU (6 games)	2004
10	Jarrod Bitter, HOU (4 games)	1999
10	Chris Heintz, USF (6 games)	1996
10	Cliff Wren, USM (4 games)	1996

DOUBLES

GAME

3	Tyson Schweitzer, HOU (USF)	2000
3	Brent Murphy, UAB (HOU)	1997

SERIES

5	Andy Cannizaro, TUL (4 games)	1999
5	Jeremy Schied, USM (4 games)	1998

5	Dustin Carr, HOU (5 games)	1997
---	----------------------------	------

TRIPLES

GAME

2	Mike Terry, UAB (SLU)	1998
---	-----------------------	------

SERIES

2	Jeff Cook, USM	2001
2	Luke Williams, LOU	1999
2	Mike Terry, UAB	1998

HOME RUNS

GAME

3	Jeff Bell, UAB (CHA)	1996
2	Jarrett Hoffpauir, USM (UAB)	2004
2	Austin Adams, TCU (LOU)	2004
2	Ryan Frith, USM (TUL)	2004
2	Jordan Hart, MEM (USM)	2004
2	Chris Snyder, HOU (TUL)	2002
2	Michael Aubrey, TUL (USM)	2002
2	Matt Singer, CIN (MEM)	2001
2	Jarrod Bitter, HOU (TUL)	1999
2	Scott Cheek, USM (MEM)	1998
2	Ronnie Barassi, MEM (SLU)	1996
2	Jason Fitzgerald, TUL (SLU)	1996
2	Chris Heintz, USF (CHA)	1996
2	Kevin Kazmarek, LOU (USF)	1996
2	Chad Sutter, TUL (USM)	1996
2	Jason Fitzgerald, TUL (CIN)	1997

SERIES

4	Austin Adams, TCU (6 games)	2004
4	Jarrett Hoffpauir, USM (6 games)	2004
3	Jarrod Bitter, HOU (4 games)	1999
3	Jeff Bell, UAB (2 games)	1996
3	Jason Fitzgerald, TUL (4 games)	1996

TOTAL BASES

GAME

12	Jeff Bell, UAB (CHA)	1996
11	Jordan Hart, MEM (USM)	2004
10	Scott Cheek, USM (MEM)	1998
10	Jason Fitzgerald, TUL (SLU)	1996
10	Chris Heintz, USF (CHA)	1996

SERIES

27	Austin Adams, TCU (6 games)	2004
27	Jarrett Hoffpauir, USM (6 games)	2004
23	Chris Heintz, USF (6 games)	1996
20	Jason Fitzgerald, TUL (4 games)	1996

STOLEN BASES

GAME

3	Andy Cannizaro, TUL (CHA)	2001
3	Mike Hook, LOU (CIN)	1999
2	24 tied with 1	several tied with

SERIES

6	Will Smith, UAB (4 games)	2000
5	Andy Cannizaro, TUL (6 games)	2001
4	Brandon Caraway, HOU (4 games)	2000
4	Andy Cannizaro, TUL (4 games)	1999
4	Vinnie Diaco, CHA (5 games)	1997
4	Brian Hughes, TUL (4 games)	1997

WALKS

SERIES

6	Chris Snyder, HOU (4 games)	2002
6	Jake Gautreau, TUL (6 games)	2001
6	Kris Wilken, HOU (4 games)	2000
6	Eric Lee, HOU (4 games)	2000
6	Chris Finnegan, USM (4 games)	1999
6	Gio Cafaro, USF (6 games)	1996

ON-BASE PERCENTAGE

SERIES (min. 10 at-bats)

.722	Jason Michonski, USF (5 games)	1996
------	--------------------------------	------

.667	Brian Bormaster, TUL (4 games)	2003
.667	Tommy Manzella, TUL (4 games)	2003
.667	Joey Anderson, CHA (4 games)	1996

SLUGGING PERCENTAGE

SERIES (min. 10 at-bats)

1.500	Jeff Bell, UAB (2 games)	1996
1.286	Jason Michonski, USF (5 games)	1996
1.182	Eric Lee, HOU (3 games)	1998
1.125	Austin Adams, TCU (6 games)	2004
1.125	Jeff Davis, USM (4 games)	1996
1.125	Joey Anderson, CHA (4 games)	1996

PITCHING

MOST WINS

SERIES

2	Eugene Espinelli, TCU (2 games)	2004
2	Jason Bartz, USF (2 games)	2001
2	Joey Charron, TUL (2 games)	2001
2	David Richtberg, USF (4 games)	2001
2	Curtus Moak, CIN (3 games)	2000
2	Tyler Kee, USM (3 games)	1998

EARNED RUN AVERAGE

SERIES (min. 9.0 IP)

0.00	Beau Richardson, TUL (10.1 innings)	2001
0.00	Patrick Ezell, USM (9.1 innings)	2004
0.00	Chase Perry, TCU (9.0 innings)	2004
0.00	Jason Tourangeau, ECU (9.0 innings)	2003
0.00	Shane Nance, HOU (9.0 innings)	2000
0.00	Brion Treadway, CHA (9.1 innings)	1998
0.00	Shane Nance, HOU (9.0 innings)	1999
0.00	Josh Bobbitt, TUL (9.0 innings)	1998
0.00	Tighe Dickinson, UAB (9.0 innings)	1998
0.00	Jack Cressend, TUL (9.0 innings)	1996
0.00	Eric Adams, USM (9.0 innings)	1997
0.00	Jason Navarro, TUL (9.0 innings)	1997

INNINGS PITCHED

GAME

10.1	Beau Richardson, TUL (MEM)	2001
9.0	Chris Weems, TCU (HOU)	2004
9.0	three tied with	2003
9.0	three tied with	2002
9.0	four tied with	2000
9.0	one tied with	1999
9.0	four tied with	1998
9.0	one tied with	1997
9.0	four tied with	1996

SERIES

16.0	Jonathan Estes, SLU	1999
14.0	Adam Price, UAB	2004
14.0	Scott Stauffer, LOU	1998
13.1	Joey List, CIN	2000

FEWEST HITS ALLOWED

GAME (Min. 9 innings)

1	Jason Tourangeau, ECU (HOU)	2003
2	Shane Nance, HOU (SLU)	1999
3	Beau Richardson, TUL (MEM)	2001

MOST STRIKEOUTS

GAME

13	Jason Navarro, TUL (CIN)	1997
11	Jack Cressend, TUL (USF)	1996
11	Brandon Parker, USM (TUL)	1997
10	Jarrett Grube, MEM (USM)	2004
10	Chad Bradford, USM (MEM)	1996

SERIES

15	Mark Roberts, USF	1996
13	Craig Brown, TUL	1998
13	Chad Bradford, USM	1996
13	Jason Navarro, TUL	1997

C-USA TOURNAMENT TEAM RECORDS

MOST WINS

5	TCU	2004
5	Tulane	2001
5	Houston	2000

MOST GAMES PLAYED

6	TCU	2004
6	Southern Miss	2004
6	South Florida	2001
6	Tulane	2001
6	Houston	2000
6	South Florida	1996

BATTING AVERAGE

.401	Tulane (4 games)	1999
.373	USF (6 games)	2001
.366	Houston (4 games)	1999
.366	UAB (2 games)	1996
.361	Southern Miss (4 games)	2003
.361	Houston (5 games)	1997

RUNS SCORED, GAME

23	Charlotte (LOU, 23-3)	1996
22	Houston (CHA, 22-7)	1997
21	Tulane (USF, 21-4)	2001
19	Houston (USF, 19-6)	2000
18	Southern Miss (USF, 18-5)	2001

RUNS SCORED, SERIES

62	USF (6 games)	1996
60	Southern Miss (6 games)	2004
54	Tulane (6 games)	2001
52	Houston (5 games)	1997
48	Houston (6 games)	2000
48	Charlotte (4 games)	1996

HITS, GAME

24	Tulane (USF, 21-4)	2001
23	Houston (CHA, 22-7)	1997
22	Charlotte (UAB, 17-9)	1996

HITS, SERIES

85	USF (6 games, 228 at-bats)	2001
82	USF (6 games-230 at-bats)	1996
79	Tulane (6 games, 232 at-bats)	2001
73	Houston (5 games, 202 at-bats)	1997
66	Southern Miss (6 games, 211 at-bats)	2004

RUNS BATTED IN, GAME

20	Houston (CHA, 22-7)	1997
19	Tulane (USF, 21-4)	2001
17	Charlotte (LOU, 23-3)	1996
15	Southern Miss (UAB, 16-10)	2004
15	Southern Miss (USF, 18-5)	2001
15	Charlotte (UAB, 17-9)	1996

RUNS BATTED IN, SERIES

55	Southern Miss (6 games)	2004
53	USF (6 games)	1996
48	Tulane (6 games)	2001
48	Houston (5 games)	1997
45	Tulane (4 games)	1999

DOUBLES, GAME

7	Southern Miss (CHA, 13-0)	2003
7	Houston (USF, 19-6)	2000
7	Tulane (USM, 11-4)	1999
7	Houston (CHA, 22-7)	1997
6	East Carolina (LOU, 13-2)	2004
6	UAB (CHA, 9-17)	1996
6	Tulane (CIN, 10-0)	1997

DOUBLES, SERIES

21	Houston (5 games)	1997
20	Tulane (4 games)	1999
17	USF (6 games)	1996
16	Tulane (5 games)	1997
15	UAB (5 games)	1997

TRIPLES, GAME

2	Houston (SLU, 14-4)	1999
2	UAB (SLU, 4-1)	1998
2	Louisville (UAB, 9-8)	1998
1	several tied with	

TRIPLES, SERIES

3	Southern Miss (4 games)	2001
3	Louisville (3 games)	1999
3	UAB (3 games)	1998
3	Houston (4 games)	1999
3	Louisville (4 games)	1998

HOME RUNS - BOTH TEAMS, GAME

6	USF (CHA, 17-6)	1996
6	CHA (UAB, 9-17)	1996

HOME RUNS, GAME

5	UAB (CHA, 9-17)	1996
5	USF (CHA, 17-6)	1996
4	TUL (USM, 13-7)	1999
4	TUL (SLU, 14-5)	1996

HOME RUNS, SERIES TOTAL

56	(6 grand slams)	1996
39	(5 grand slams)	2004

HOME RUNS, SERIES

11	USF (6 games)	1996
9	Tulane (4 games)	1999
9	Tulane (4 games)	1996
7	Louisville (4 games)	1996
7	Charlotte (4 games)	1996
7	Southern Miss (4 games)	1996

Tournament Records

Team	Yrs.	W-L	Pct.	Stk.
Tulane	9	26-10	.722	L2
East Carolina	3	7-3	.700	L2
Houston	8	19-12	.612	L2
Southern Miss	9	19-16	.542	L1
Charlotte	7	12-12	.500	L4
TCU	3	5-5	.500	W4
USF	8	14-15	.483	L1
UAB	6	7-11	.389	L2
Saint Louis	5	6-10	.375	L2
Cincinnati	6	5-9	.357	L2
Memphis	5	3-9	.333	L2
Louisville	9	8-17	.320	L3

*Sorted by win pct.

STOLEN BASES, GAME

9	USM (CIN, 5-0)	1997
6	LOU (CIN, 9-8)	1999

STOLEN BASES, SERIES

12	Tulane (6 games)	2001
10	Tulane (4 games)	1999
10	Charlotte (4 games)	1996
9	UAB (4 games)	2000
9	Southern Miss (3 games)	1997
9	Charlotte (5 games)	1997
9	Tulane (5 games)	1997



TCU celebrates the 2004 C-USA Baseball Tournament title after defeating Southern Miss, 3-1, in Houston.

NCAA POSTSEASON HISTORY

2004

Columbia (S.C.) Super Regional

Saturday, June 12
 South Carolina 4, East Carolina 2
 Sunday, June 13
 South Carolina 5, East Carolina 3

Fullerton (Calif.) Super Regional

Saturday, June 12
 Cal State Fullerton 9, Tulane 0
 Sunday, June 13
 Cal State Fullerton 10, Tulane 7

Kinston (N.C.) Regional

Saturday, June 5
 (1) East Carolina 8, (4) Stony Brook 2
 Sunday, June 6
 East Carolina 11, UNC Wilmington 4
 Monday, June 7
 East Carolina 7, UNC Wilmington 0

Baton Rouge (La.) Regional

Friday, June 4
 (2) Southern Miss 6, (3) Coll. of Charleston 5
 Saturday, June 5
 LSU 6, Southern Miss 2
 College of Charleston 7, Southern Miss 3

Oxford (Miss.) Regional

Friday, June 4
 (3) Tulane 3, (2) Washington 2
 Saturday, June 5
 Tulane 7, Western Kentucky 0
 Sunday, June 6
 Tulane 12, Washington 3

Austin (Texas) Regional

Friday, June 4
 (2) Oral Roberts 6, (3) TCU 5
 Saturday, June 5
 TCU 12, Youngstown State 8
 Oral Roberts 10, TCU 1

2003

Houston (Texas) Super Regional

Saturday, June 7
 (1) Rice 5, Houston 2
 Sunday, June 8
 (1) Rice 10, Houston 2
 Monday, June 9
 Houston 5, (1) Rice 2

Hattiesburg (Miss.) Regional

Friday, May 30
 (3) Southern U. 5, (2) Southern Miss 3
 Saturday, May 31
 Southern Miss 18, Murray State 0
 Southern Miss 18, Southern U. 1

Atlanta (Ga.) Regional

Friday, May 30
 (2) South Carolina 4, (3) East Carolina 0
 Saturday, May 31
 East Carolina 10, Georgia Tech 3
 Stetson 9, East Carolina 4

Baton Rouge (La.) Regional

Friday, May 30
 (2) Tulane 8, (3) UNC Wilmington 3
 Saturday, May 31
 LSU 13, Tulane 5
 UNC Wilmington 9, Tulane 8 (10 innings)

College Station (Texas) Regional

Friday, May 30
 (2) Alabama 9, (3) Houston 3
 Saturday, May 31
 Houston 4, Oral Roberts 2
 Houston 16, Alabama 8
 Sunday, June 1
 Houston 7, Texas A&M 6
 Houston 7, Texas A&M 6 (10 innings)

2002

Austin (Texas) Super Regional

Sunday, June 9
 Texas 5, Houston 2
 Saturday, June 8
 Texas 17, Houston 2
 Friday, June 7
 Houston 2, Texas 0

Atlanta (Ga.) Regional

Saturday, June 1
 (4) Coastal Carolina 9, Louisville 1
 Friday, May 31
 (2) Georgia 7, (3) Louisville 1

Baton Rouge (La.) Regional

Friday, May 31
 (2) Louisiana-Lafayette 6, (3) Tulane 3
 Saturday, June 1
 Tulane 10, (4) Southern 2
 (1) LSU 4, LSU 2

Clemson (S.C.) Regional

Sunday, June 2
 Clemson 21, East Carolina 1
 Saturday, June 1
 (1) Clemson 4, East Carolina 2
 East Carolina 7, (4) Georgia Southern 3
 Friday, May 31
 (2) East Carolina 13, (3) Elon 7

Mesa (Ariz.) Regional

Sunday, June 2
 Houston 7, Arizona State 3
 Saturday, June 1
 Houston 8, (2) Arizona State 4
 Friday, May 31
 (1) Houston 9, (4) New Mexico State 0

Tallahassee (Fla.) Regional

Sunday, June 2
 (1) Florida State 13, USF 6
 Saturday, June 1
 USF 14, (4) Stetson 13
 USF 7, Central Florida 2
 Friday, May 31
 (2) Central Florida 6, (3) USF 1

2001

College World Series (at Omaha, Neb.)

Tuesday, June 12
 (4) Cal St. Fullerton 11, (5) Tulane 2
 Sunday, June 10
 (5) Tulane 6, (3) Nebraska 5
 Friday, June 8
 (4) Stanford 13, (5) Tulane 11

New Orleans Super Regional (at Metairie, La.)

Friday, June 1
 (9) LSU 4, (5) Tulane 3 (13 innings)
 Saturday, June 2
 (5) Tulane 9, (9) LSU 4
 Sunday, June 3
 (5) Tulane 7, (9) LSU 1

New Orleans (La.) Regional

Friday, May 25
 (5) Tulane 22, Southern 9
 Saturday, May 26
 (5) Tulane 13, Oklahoma State 10
 Sunday, May 27
 (5) Tulane 9, Oklahoma State 8

Houston (Texas) Regional

Friday, May 26
 (25) Baylor 7, Houston 1
 Saturday, May 26
 Texas-Arlington 7, Houston 6

Wilson (N.C.) Regional

Friday, May 25
 USF 7, Winthrop 2
 Saturday, May 26
 (10) East Carolina 12, USF 8
 Sunday, May 27
 Winthrop 6, USF 1

2000

Houston (Texas) Super Regional

Friday, June 2
 San Jose State 5, Houston 3
 Saturday, June 3
 Houston 5, San Jose State 2 (14 innings)
 Sunday, June 4
 San Jose State 3, Houston 2

Houston (Texas) Regional

Friday, May 26
 (1) Houston 7, (4) Princeton 6
 Saturday, May 27
 (1) Houston 5, (2) Rice 2
 Sunday, May 28
 (2) Rice 5, (1) Houston 4
 (1) Houston 9, (2) Rice 5

Starkville (Miss.) Regional

Friday, May 26
 (3) Notre Dame 8, (2) Tulane 4
 Saturday, May 27
 (2) Tulane 4, (4) South Alabama 3
 (3) Notre Dame 10, (2) Tulane 6

1999

Houston (Texas) Regional

Friday, May 28
 (1) Houston 6, Texas State 4
 Saturday, May 29
 (2) Louisiana-Lafayette 5, Houston 3
 Houston 8, Texas 5
 Sunday, May 30
 Louisiana-Lafayette 19, Houston 8

Auburn (Ala.) Regional

Friday, May 28
 (4) Winthrop 8, (1) Tulane 7 (11 inn.)
 Saturday, May 29
 Tulane 11, (3) N.C. State 5
 Tulane 15, (4) Winthrop 8
 Sunday, May 30
 Tulane 7, (1) Auburn 5
 Auburn 13, Tulane 9

Tuscaloosa (Ala.) Regional

Friday, May 28
 (3) Southern Miss 20,
 (2) South Alabama 13
 Saturday, May 29
 (1) Alabama 10, Southern Miss 4
 Southern Miss 10, South Alabama 9
 Sunday, May 30
 (1) Alabama 7, Southern Miss 6

1998

South II Regional (at Baton Rouge, La.)

Thursday, May 21
 (3) Tulane 11, (4) Louisiana-Lafayette 5
 Friday, May 22
 Cal. State Fullerton 10, Tulane 6
 Saturday, May 23
 Harvard 14, Tulane 11

Central Regional (at College Station, Texas)

Thursday, May 21
 (2) Texas A&M 17, (5) Charlotte 0
 Friday, May 22
 (6) Oral Roberts 20, Charlotte 13

1997

East Regional (at Tallahassee, Fla.)

Thursday, May 22
 (4) USF 5, (3) Central Florida 4
 Friday, May 23
 (2) Auburn 9, USF 0
 Saturday, May 24
 USF 9, (5) Western Carolina 4
 (1) Florida State 6, USF 5

South I Regional (at Baton Rouge, La.)

Thursday, May 22
 (2) South Alabama 12, (5) Houston 6
 Friday, May 23
 (6) UNC Greensboro 9, Houston 5

1996

East Regional (at Gainesville, Fla.)

Thursday, May 23
 (4) USF 12, (3) N.C. State 3
 Friday, May 24
 USF 14, (5) UMass 8
 Saturday, May 25
 (1) Florida 6, USF 4 (13 inn.)
 UMass 13, USF 12

South II Regional (at Baton Rouge, La.)

Thursday, May 23
 (4) Tulane 10, (3) UNLV 7
 Friday, May 24
 (5) New Orleans 13, Tulane 5
 Saturday, May 25
 (2) Georgia Tech 7, Tulane 4



THE BAT THAT BENDS™



DEMARINI BASEBALL. MORE POWER.


DEMARINI.COM



AEROPOSTALE

PROUD SPONSOR OF CONFERENCE USA

Providing Scholarship through Sponsorship

WWW.AEROPOSTALE.COM