

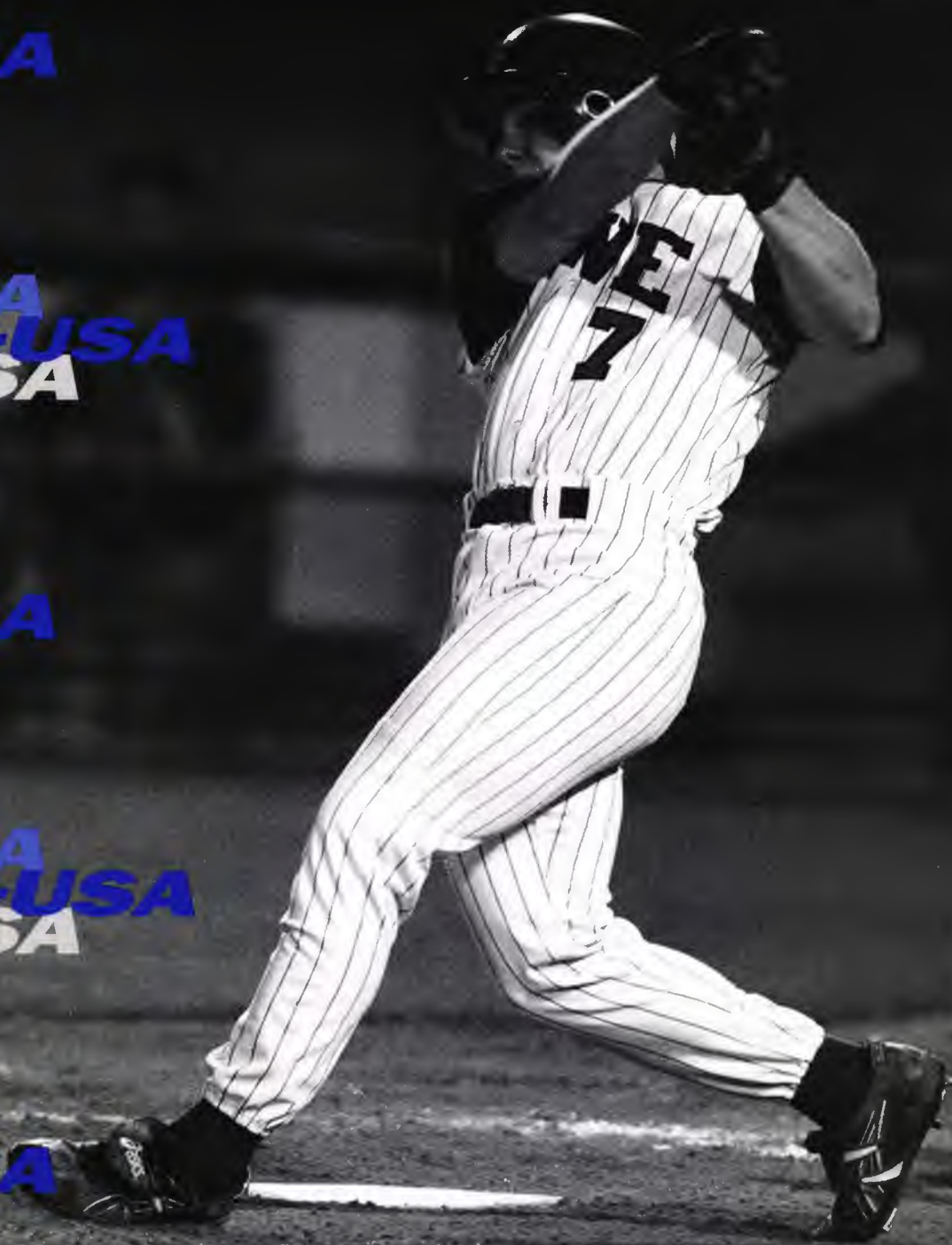
C-USA
C-USA
C-USA

C-USA
C-USA
C-USA

C-USA
C-USA
C-USA

C-USA
C-USA
C-USA

C-USA
C-USA
C-USA



C O N F E R E N C E U S A



Baseball

1 9 9 9



SID Directory



CONFERENCE USA 35 E. Wacker Drive Suite 650
Chicago, IL 60601
312/553-0483 Fax 312/553-0495

Brian Teter, Asst. Commissioner (bjteter@c-usa.org)
Erika Amstadt Hirschfield,
Dir. of Creative Services (erikaah@c-usa.org)
Russell Anderson, Dir. of Info. Services (rdanderson@c-usa.org)
Matt Lloyd, Asst. Dir. of Info. Services (mtlloyd@c-usa.org)



UAB 115 Bartow Arena
617 13th Street South
Birmingham, AL 35294-1160
205/934-0722 Fax 205/934-7505

Grant Shingleton, Director wileyg@uab.edu
Reid Adair, Associate fbsid@uab.edu
Chris Pika, Associate cpika@uab.edu



CINCINNATI 309 Laurence Hall
Cincinnati, OH 45221-0021
513/556-5191 Fax 513/556-0619

Tom Hathaway, Director hathawtl@email.uc.edu
Brian McCann, Associate brian.mccann@uc.edu
Michelle Dubert, Assistant dubertmj@email.uc.edu
Jeremy Hartigan, Intern hartigjf@email.uc.edu



HOUSTON 3100 Cullen Blvd.
Houston, TX 77004
713/743-9404 Fax 713/743-9411

Donna Turner, Assistant AD dturner@uh.edu
Rick Poulter, Assistant rpoulter@uh.edu
John Sullivan, Assistant jsullivan@uh.edu
Brian Kershon, Assistant bkershon@bayou.uh.edu



LOUISVILLE Student Activities Center
Floyd and Brandeis Streets
Louisville, KY 40292
502/852-6581 Fax 502/852-7401

Kenny Klein, Assistant AD keklei01@homer.louisville.edu
Nancy Smith, Associate nasmit01@athena.louisville.edu
Kim Pemberton, Assistant kapemb01@athena.louisville.edu
Lori Korte, Assistant ljkort01@homer.louisville.edu



MEMPHIS 205 Athletic Office Building
570 Normal Avenue
Memphis, TN 38152
901/678-2337 Fax 901/678-4134

Bob Winn, Assistant AD bwinn@cc.memphis.edu
Ron Mears, Associate rmears@cc.memphis.edu
Jennifer Rodrigues, Assistant jmpowers@cc.memphis.edu
Jamie Bataille, Assistant jbataill@cc.memphis.edu



UNC CHARLOTTE 9201 University City Blvd.
Charlotte, NC 28223
704/510-6312 Fax 704/547-4918

Tom Whitestone, Asst. AD tewhites@email.uncc.edu
Jen Foley, Associate jfoley@email.uncc.edu
Brent Stastny, Assistant bmstastn@email.uncc.edu



SAINT LOUIS Room 39, DuBourg Hall
221 N. Grand Boulevard
St. Louis, MO 63103
314/977-3462 Fax 314/977-7193

Doug McIlhagga, Director mcilhagg@wpogate.slu.edu
Chris Cook, Assistant cookc@wpogate.slu.edu
Chuck Yahng, Assistant yahngc@wpogate.slu.edu



SOUTH FLORIDA PED 214
4202 E. Fowler Avenue
Tampa, FL 33620
813/974-4087 Fax 813/974-5328

John Gerdes, Director gerdes@admin.usf.edu
Tracey Judd, Assistant judd@admin.usf.edu
Fred Huff, Assistant huff@admin.usf.edu



SOUTHERN MISS Southern Station, Box 5161
Hattiesburg, MS 39406-5161
601/266-4503 Fax 601/266-4507

Regiel Napier, Director regiel.napier@usm.edu
Shirley Hill, Associate shirley.jones-hill@usm.edu
Ricky Hazel, Assistant ricky.hazel@usm.edu



TULANE Wilson Center
Ben Weiner Drive
New Orleans, LA 70118-5681
504/865-5506 Fax 504/865-5512

Scott Stricklin, Assistant AD sstrick@mailhost.tcs.tulane.edu
Richard Paige, Assistant rpaige@mailhost.tcs.tulane.edu
Philip Allison, Assistant
Krisden Wunsch, Intern kwunsch@mailhost.tcs.tulane.edu

Baseball contact in italics.



1999 Baseball



Tulane celebrates the 1998 Conference USA Baseball tournament title in New Orleans, La.



CONFERENCE USA
35 E. Wacker Drive Suite 650
Chicago, IL 60601
312/553-0483
Fax 312/553-0495
www.c-usa.org

Commissioner: Mike Slive (mlslive@c-usa.org)
 Associate Commissioner: Brenda Weare (brweare@c-usa.org)
 Associate Commissioner: Nick Floyd (rnfloyd@c-usa.org)
 Assistant Commissioner: Brian Teter (bjteter@c-usa.org)
 Assistant Commissioner: Sandra Biller (slbiller@c-usa.org)
 Assistant Commissioner: Noreen Morris (npmorris@c-usa.org)
 Director of Creative Services:
 Erika Amstadt Hirschfield (erikaah@c-usa.org)
 Director of Information Services:
 Russell Anderson (rdanderson@c-usa.org)
 Director of Marketing/Promotions:
 Jason Horn (jbhorn@c-usa.org)
 Director of Sports Services: Linda Jepsen (ldjepsen@c-usa.org)
 Assistant Director of Championships: Keanah Smith
 Assistant Director of Information Services:
 Matt Lloyd (mtlloyd@c-usa.org)
 Administrative Assistant:
 Audrey Gardner (aegardner@c-usa.org)
 Administrative Assistant: Marilyn Thivel (mthivel@c-usa.org)
 Intern: Karla Hairston (intern@c-usa.org)

Coordinators of Officials

Baseball: Dave Yeast
 Men's Basketball: Dale Kelley
 Women's Basketball: Bill Stokes
 Football: Jim Campbell
 Volleyball: Marcia Alterman

IFC	SID Directory
2-3	Conference USA
4	Preseason Coaches Poll
5-7	C-USA Notebook
8	Championship Information
9	Media Services
10-39	THE TEAMS
10-12	UAB
13-15	Cincinnati
16-18	Houston
19-21	Louisville
22-24	Memphis
25-27	UNC Charlotte
28-30	Saint Louis
31-33	South Florida
34-36	Southern Miss
37-39	Tulane
40	1998 In Review - Standings/Results
41	1998 In Review - Honors/Awards
42-44	Individual Statistics - All Games
45-47	Team Statistics - All Games
48-50	Individual Statistics - C-USA Games
51-53	Team Statistics - C-USA Games
54-55	Individual Records - All Games
56-57	Team Records - All Games
58-59	Individual Records - C-USA Games
60-61	Team Records - C-USA Games
62-63	Championship Records
64-65	History
66-71	Year by Year
72-73	Players in the Pros
74-76	1999 Composite Schedule

CREDITS

The 1999 Conference USA Baseball Yearbook is published by Conference USA, Mike Slive, Commissioner. For additional information or copies, please contact the media relations department.

Editor and Design: Erika Amstadt Hirschfield
 Co-Editor/Research and Compilation: Russell Anderson
 Contributing: Matt Lloyd, Brian Teter
 Photography: Provided by Jerry Ward, Pete Wagner, Tom Matan, Chicago White Sox, St. Louis Cardinals and C-USA Sports Information departments.
 Printing: Alpha Beta Press, Orland Park (Steve Smits)

The conference extends special thanks to the sports information departments at all member institutions for assistance in preparation of this publication.



Conference USA

Comprised of 14 distinguished universities in 12 major television markets, the formation of Conference USA was considered by many a bold move. The union of 12 charter members was initially formed as a comprehensive Division I-A league and quickly capitalized on the strengths of its member institutions, building a strong foundation to make its mark on intercollegiate athletics heading into the 21st century.

Conference USA (C-USA) includes founding members UAB, Cincinnati, DePaul, Houston, Louisville, Marquette, Memphis, UNC Charlotte, Saint Louis, South Florida, Southern Mississippi and Tulane, and football members East Carolina and Army. C-USA member institutions span 13 states across the United States, more than any other Division I-A conference.

The conference officially unveiled its name, logo and commissioner on April 24, 1995 in Chicago. Mike Slive was named the first commissioner of Conference USA by the presidents of the 12 institutions. Eleven of the institutions began athletic participation in 1995, while Houston joined competition in the fall of 1996. Conference USA added East Carolina (September, 1996) and the United States Military Academy (March, 1997) as football members. ECU began league competition in 1997, while Army began play this past fall.

Conference USA sponsors 17 sports, including Division I-A football, which concluded its first season in 1996. The league sponsors championship competition in the following men's sports: baseball, basketball, cross country, football, golf, soccer, tennis, and track and field (indoor and outdoor). C-USA also sponsors the following women's sports: basketball, cross country, golf, soccer, tennis, track and field (indoor and outdoor), and volleyball. The league's championship competition is enhanced by NCAA automatic bids to the C-USA tournament champion in volleyball, men's and women's basketball, men's and women's soccer and baseball.

Conference USA concluded its third football season in 1998 ranked seventh among Division I-A conferences. Tulane won the C-USA title outright in 1998 and defeated BYU in the AXA/Equitable Liberty Bowl to finish a perfect 12-0 and No. 7 in the nation. Southern Miss received the league's bid to the Humanitarian Bowl in Boise, Idaho, while Louisville represented C-USA in the Motor City Bowl. The league has a five-year football television contract with Fox Sports Net, which includes a conference game of the week, along with appearances on ESPN, ESPN2, ABC and CBS.

Conference USA is a full participating member of the Bowl Championship Series. This includes guaranteed access for the C-USA champion if that team receives a consensus ranking of six or higher, subject to certain conditions. C-USA will also receive a stipend for participation if one of its teams is not selected to play in one of the BCS bowls.

Additionally, UAB, a charter member of C-USA, will begin competition on the gridiron in 1999. C-USA schools will play six conference games through the 1999 season.

Conference USA consistently rates as one of the top basketball leagues in the country. During the 1997-98 season, men's and women's basketball moved from three divisions to two. Cincinnati, DePaul, Louisville, Marquette, UNC Charlotte and Saint Louis comprise the American Division, while UAB, Houston, Memphis, South Florida, Southern Miss and Tulane make up the National Division.

In its first three seasons, C-USA men's basketball produced 20 postseason teams (11 NCAA and nine NIT), including two teams that reached the final eight of the NCAA Tournament and one that advanced to the final four of the NIT. The conference just completed the third year of a six-year basketball television agreement with ESPN Regional Television (formerly Creative Sports) and ESPN Inc.

Women's basketball has also enjoyed success the past three seasons. Four C-USA schools received NCAA Tournament bids in 1998, giving the league 13 bids in its first three campaigns. For each of the past two seasons, Conference USA has produced five teams that have won more 20 or more games. Women's basketball, along with volleyball, soccer and baseball, enjoy television exposure on Fox Sports Net and ESPN.

Other C-USA accomplishments during the league's first four seasons include: 10 NCAA volleyball appearances, with Louisville reaching the Sweet Sixteen in 1996 and 1998; 10 NCAA men's soccer appearances, with two teams reaching the NCAA Final Four - Saint Louis in 1997 and UNC Charlotte's 1996 team becoming the first C-USA school to reach an NCAA Final Four; two team in the NCAA women's soccer tournament, six teams in the NCAA Baseball Championship and several NCAA individual and team competitors in golf, tennis and track and field.

Conference USA student athletes are champions on and off the playing fields. In 1998, 12 student athletes earned national GTE Academic All-America Honors, while 24 were named All-District. Over the past three seasons, more than 3,000 student athletes have been named to the Commissioner's Honor Roll or received the Commissioner's Academic Medal indicative of outstanding achievement in the classroom. The conference annually awards six postgraduate scholarships along with the Sport Academic Award

Scholar Athletes of the Year and the Institutional Academic Excellence Award.

The Presidents of the 14 member institutions serve as Conference USA's Board of Directors, chaired by Dr. Joseph Steger of Cincinnati. C-USA has been designated as one of eight conferences that will have direct representation on the Division Board of Directors in the new NCAA governance structure. Commissioner Slive serves on the NCAA Management Council.



-
- Member Institutions**
- University of Alabama at Birmingham**
 - University of Cincinnati**
 - DePaul University**
 - University of Houston**
 - University of Louisville**
 - Marquette University**
 - University of Memphis**
 - University of North Carolina at Charlotte**
 - Saint Louis University**
 - University of South Florida**
 - University of Southern Mississippi**
 - Tulane University**
- Football Members**
- East Carolina University**
 - United States Military Academy**
-



Conference USA

1998-99 CONFERENCE USA CHAMPIONSHIPS

Sport	Date	Site	Host
Cross Country	October 31	Memphis, Tenn.	Memphis
Women's Soccer	November 2-7/3-8	Dallas, Texas	C-USA
Men's Soccer	November 3-15	Tampa, Fla.	South Florida
Volleyball	November 19-22	Cincinnati, Ohio	Cincinnati
Indoor Track and Field	February 19-20	Houston, Texas	Houston
Women's Basketball	February 26-March 1	New Orleans, La.	Tulane
Men's Basketball	March 3-6	Birmingham, Ala.	Alabama Sports Foundation/UAB
Men's Tennis	April 15-18	Tampa, Fla.	South Florida
Women's Tennis	April 15-18	St. Louis, Mo.	Saint Louis
Men's Golf	April 18-21	Destin, Fla.	C-USA
Women's Golf	April 18-21	Navarre, Fla.	C-USA
Baseball	May 18-23	Millington, Tenn.	Memphis
Outdoor Track and Field	May 13-15	Milwaukee, Wis.	Marquette

1997-98 CHAMPIONS

Sport	Tournament Champion
Men's Cross Country	South Florida
Women's Cross Country	Marquette
Men's Soccer	Saint Louis
Women's Soccer	Cincinnati
Volleyball	Houston
Rifle	Memphis
Men's Indoor Track and Field	Houston
Women's Indoor Track and Field	Houston
Women's Basketball	Memphis
Men's Basketball	Cincinnati
Women's Tennis	Houston
Men's Tennis	South Florida
Women's Golf	South Florida
Men's Golf	Houston
Men's Outdoor Track and Field	Houston
Women's Outdoor Track and Field	South Florida
Baseball	Tulane

Sport	Regular Season Champion
Men's Soccer	South Florida, Marquette
Women's Soccer	Cincinnati, Marquette, UNC Charlotte
Volleyball	South Florida
Football	Southern Miss
Men's Basketball	Cincinnati
Women's Basketball	Memphis
Baseball	Tulane

1998-99 CHAMPIONS

Sport	Tournament Champion	Regular Season Champion
Men's Cross Country	South Florida	South Florida, Saint Louis
Women's Cross Country	South Florida	South Florida
Men's Soccer	South Florida	South Florida
Women's Soccer	UNC Charlotte	South Florida
Volleyball	Louisville	Louisville
Football		Tulane



1998 Conference USA regular season champion Tulane



Preseason Poll

The University of Houston has been selected as the preseason favorite in the 1999 Conference USA poll, chosen by the league's 10 head coaches. Tulane senior outfielder Jason Sparks, who belted a school-record 30 home runs and drove in 90 runs last season, has been picked as the league's preseason Player of the Year. Houston's Shane Nance, who posted an 9-4 record with 93 strikeouts and a 2.95 ERA, was selected the league's preseason Pitcher of the Year.

Houston, which posted a 34-25 record last season while playing one of the nation's most difficult schedules, will look to make a return trip to the NCAA Tournament after a one-year absence with a club that returns eight starters in the field as well as 11 pitchers. Joining Nance on the preseason all-league team are sophomore third baseman Kris Wilken (.297) and junior outfielder Mike Medrano (.34, 12 HR, 53 RBI). The Cougars are ranked No. 24 in the preseason *Baseball America* poll.

Tulane, the defending C-USA regular season and tournament champion, was picked to finish second this spring. The Green Wave placed three players on the preseason all-league squad: Sparks, senior DH Chad Sutter (.392, 13 HR, 61 RBI) and sophomore shortstop Andy Cannizaro (38 RBI, 25 SB). Tulane is ranked 25th in *Collegiate Baseball's* preseason poll.

UNC Charlotte was picked to finish third, while South Florida was tabbed fourth. The 49ers, coming off a trip to the NCAA Tournament, placed first baseman Jason Hill (.326, 14 HR, 73 RBI) on the preseason all-league squad. USF is represented on the team by last season's C-USA Freshman of the Year, third baseman Dan Boyd, who led the team in batting at .391, with 13 HR and 56 RBI.

Louisville was chosen fifth, Southern Miss sixth and UAB seventh in the poll. Louisville placed junior catcher James McAuley (team-leading .380 BA, 47 RBI) on the preseason team, while USM is represented by senior OF Jeremy Albritton (.337, 11 HR, 47 RBI). UAB will have a whole new look this season with 15 newcomers added to a roster that returns just two position starters and six pitchers total.

Rounding out the poll are Memphis, Cincinnati and Saint Louis. Memphis is led by all-conference selection Craig House, who posted a 3.11 ERA with 79 strikeouts. Cincinnati and Saint Louis hope that improved pitching will help their young clubs move up the ladder in the conference standings.

1999 PRESEASON POLL

(Predicted order of finish by the head coaches)

1. Houston
2. Tulane
3. UNC Charlotte
4. South Florida
5. Louisville
6. Southern Miss
7. UAB
8. Memphis
9. Cincinnati
10. Saint Louis

1999 PRESEASON AWARDS

(As selected by the head coaches)

PLAYER OF THE YEAR

Jason Sparks, Tulane
Senior, Outfielder

PITCHER OF THE YEAR

Shane Nance, Houston,
Junior, Lefthander

ALL-CONFERENCE TEAM

Craig House, P, Sr., Memphis
Shane Nance, P, Jr., Houston
James McAuley, C, Jr., Louisville
Dan Boyd, IF, So., South Florida
Andy Cannizaro, IF, So., Tulane
Jason Hill, IF, Sr., UNC Charlotte
Kris Wilken, IF, So., Houston
Jeremy Albritton, OF, Sr., Southern Miss
Mike Medrano, OF, Sr., Houston
Jason Sparks, OF, Sr., Tulane
Chad Sutter, DH, Sr., Tulane



C-USA Notebook

CONFERENCE USA

Tulane and Houston are both ranked in the 1999 preseason polls. Houston is ranked No. 24 in Baseball America's preseason poll, while *Collegiate Baseball* has tabbed Tulane No. 25 and Houston No. 33 in its preseason rankings. Tulane is the defending Conference USA regular season and tournament champion, while UH returns 20 lettermen and eight starters in the field along with Team USA pitching ace SHANE NANCE on the mound.

Three Conference USA players have received preseason All-American recognition by Louisville Slugger/*Collegiate Baseball*. Houston junior pitcher SHANE NANCE was selected a first team All-American, while Tulane outfielder JASON SPARKS was named to the second team and Tulane's Chad Sutter was picked for the third team.

Conference USA schools have received six bids to the NCAA Championship in the league's first three seasons. The league has received two bids in each year, twice being eliminated by an eventual College World Series team. Four different C-USA schools have appeared in the NCAA's, with South Florida and Tulane each appearing twice.

Six C-USA schools posted winning records last season and all six won at least 29 games, with five reaching the 30-win mark.

Conference USA schools posted 29 non-conference wins against teams that were nationally-ranked at some point last season, with eight of the league's schools posting at least one win against a nationally-ranked squad.

UAB

Head coach PETE RANCONT enters his 13th season at the helm of UAB with his 400th career victory in sight. He has posted a record of 366-296-1

(.553) overall with the Blazers and has led the team to seven consecutive winning seasons and nine straight years with at least 28 victories.

The Blazers hit a school-record 81 home runs last season, which includes 21 multiple home run games. However, players that accounted for just 76 of those 81 home runs have departed, so the power will need to be replaced.

No team in Conference USA lost more players from last season than UAB. A total of seven starters and 17 letterwinners have moved on from last season's team, giving the Blazers a total of 15 newcomers in 1999.

Righthander SCOTT BEYER enters his senior season ranked in the top 10 of several UAB career charts. He is fifth in total appearances (64), seventh in innings pitched (198.0) and 10th in relief appearances (41). Beyer has a 13-10 record in his first three campaigns.

CINCINNATI

The Bearcats received significant contributions from three freshmen that combined to lead the team in six categories last season. Leftfielder MATT SINGER led the Bearcats with 12 home runs, a .539 slugging percentage and 110 total bases. First baseman/rightfielder CRAIG TEWES has 53 runs batted in and six stolen bases to pace the squad and third baseman KEVIN YOUKILIS led the team with 44 base on balls. Youkilis and Tewes started all 53 games, while Singer missed just one game.

Senior LHP TONY CENTO established career highs in victories (7), innings pitched (83), strikeouts (71) and starts (14). His seven wins were the most by a Bearcat since Chris Holt posted a school-record 11 in 1995. The Bearcats tied a school record with seven home runs in a game against Marshall.

Senior JAMES STEELE developed into a solid relief pitcher for UC last season. He made 26 appearances out of the bullpen, striking out 40 batters in 36 2/3 innings pitched. He picked up three wins and five saves, the most by a Bearcat hurler since 1995.

For the third consecutive season, the Bearcats increased their team home run total in 1998. After hitting 34 home runs in 1996 and 48 in 1997, UC increased their 1998 total to 56.

HOUSTON

After regularly starting five freshmen in the everyday lineup and depending on freshman pitchers for nearly one-fifth of your total innings last season, the Cougars now have considerably more experience. There's only four freshmen on the entire roster for 1999.

Houston was ranked 24th in the country by *Baseball America* in its preseason rankings and 33rd in *Collegiate Baseball's* Fabulous 40 Preseason Poll.

In two seasons of Conference USA, Houston is a combined 40-14 (.741) in 54 regular season league games.

Junior left-handed pitcher SHANE NANCE was named first team Preseason All-America by *Collegiate Baseball*. The All C-USA pick from last season was the ace of the staff for Team USA last summer. In his final six starts of the season, Nance was 5-0 with a 0.72 ERA, while striking out 46 and walking just 12.

LOUISVILLE

At 31-24 overall and 14-13 in C-USA play, Louisville posted its first winning seasons in conference play and overall since 1992. The Cardinals two wins in the C-USA tournament were the first time U of L had won a pair of tournament games in six seasons.



C-USA Notebook

First team All-C-USA catcher JAMES McAULEY led the Cardinals in batting at .389 and in slugging percentage at .672. He was also second on the club in runs scored (53), total bases (133), home runs (10) and stolen bases (7). (.533, 2 doubles, 3 runs scored) and sophomore DH ROB PARTIN (.364, 1 2B, 2 RBI) were named to the all-tournament team.

Senior righthander TODD RAITHEL set school and conference records for saves last season with 10. He posted a 3.54 ERA and struck out 58 batters in 48 1/3 innings (10.80 K's per nine).

Senior infielder KEY VOSHELL had 23 multiple-hit games last year and finished second on the team in batting at .370. Included were nine 3-hit games and two 4-hit games, as well as one game where he hit for the cycle. Voshell also had a 19-game hitting streak during the season, the second-longest in school history.

MEMPHIS

Memphis hit 56 home runs in just 55 games last year, marking the fifth highest single-season total in team history. The total is more than three times as many as they hit the season before (18).

Preseason All-Conference pitcher CRAIG HOUSE posted a 3.33 ERA with 83 strikeouts and three complete games last season. However, a lack of run support forced him to finish with a 4-8 record. House was named MVP of last year's Service Academies Classic after his strong performance both on the mound and at the plate. The Memphis native fanned 11 batters in a complete-game victory over Ole Miss and then knocked three home runs and added eight RBI in a game against Army.

The Tigers have never had a losing season in their 27 years at Nat Buring Stadium, having compiled an all-time record of 553-184-1 (.749) since 1972.

Senior OF CHRIS BECERRA finished the season with the highest home run (16) and RBI (49) totals for a Tiger player since 1994. The Tigers 56 homers as a team is the fifth-highest total in school annals. After starting the 1998 season 2-for-36, senior 3B JASON LOVELL batted .318 the rest of the way with 9 home runs and 35 RBI.

UNC CHARLOTTE

UNCC won 30 of its last 36 games to receive the school's first at-large berth to the NCAA tournament last season and made their second appearance all-time. The 49ers have also advanced to the championship game of the conference tournament for the past two seasons.

After virtually re-writing all of the school offensive records last season, UNCC's 1999 strength may be in its pitching. Five key hurlers will be back on the mound this season, including: Junior RHP Ryan Baker (8-1, 1 CG, 106.2 IP, 89 K, 4.81 ERA), Sophomore RHP Brion Treadway, (All-Conference USA Freshman, 5-4, 5 SV, 50.1 IP, 56 K, 5.19 ERA), junior RHP John McKay, (7-5, 3 CG, 113.2 IP, 138 K, 5.30 ERA), senior LHP Jason Stanford, (10-3, 1 SV, 4 CG, 108.0 IP, 97 K, 5.50 ERA) and senior RHP Dan Donnick, (5-2, 5 SV, 45.1 IP, 26 K, 5.56 ERA).

Junior RYAN BAKER established new school and conference single-season records for strikeouts last season with 138. He has struck out at least one batter per inning in 30 of his 37 career outings and has a 3.2 strikeout to walk ratio.

Senior first baseman JASON HILL hit three grand slams last season and finished with 14 home runs and 73 RBI, while clubbing 24 doubles and batting .326. He was named the Collegiate Baseball/Louisville Slugger National Player of the Week on February 16 after hitting four homers with 11 RBI in four games.



Craig House, Memphis

SAINT LOUIS

Head Coach BOB HUGHES may have surrendered more home runs to Mark McGwire during Big Mac's record-breaking 70 home run season than any other pitcher. You see, when Bob's not coaching the Billikens, he's pitching batting practice to McGwire and his teammates at Busch Stadium.

Junior catcher ADAM SHEA batted .299 in his first full season behind the plate with SLU and was second on the team in doubles with 11. He was also second on the team with 14 multiple-hit games.

The Billikens will be fielding one of the youngest teams in Conference USA this season with 11 freshmen and 10 sophomores on the preseason roster. Just four seniors appear on SLU's 1999 roster.

Senior outfielder MARK CAMPBELL batted .331 and led the team with 11 stolen bases in 35 games before missing the final nine games of the season with a back injury.



C-USA Notebook

SOUTH FLORIDA

Outfielder MIKE PILGER and pitcher SCOTT GLASER enter their senior seasons near the top of several USF career statistical lists. Pilger, who moves to center field after three years starting in right, is third in hits (236) and doubles (49), fourth in runs scored (153) and stolen bases (60) and sixth in at bats (709). After making four starts and then receiving a medical red-shirt in 1998, Glaser is sixth in wins (22), seventh in innings pitched (298-2/3) and eighth in strikeouts (220) and games started (38).

DANIEL BOYD headlined USF's postseason honors list a year ago as a Louisville Slugger Freshman All-American, a second-team Freshman All-American and C-USA Freshman of the Year. Boyd was also a second-team all-C-USA pick and a member of the all-freshman team. He led USF in hitting (.391), slugging percentage (.633), on base percentage (.462), hits (84), RBI (56), home runs (13), total bases (136) and hit by pitches (12). His .391 average is tied at No. 6 on the USF single-season list and puts him second on the career list.



Daniel Boyd, South Florida

Boyd led a group of four Bulls on the C-USA All-Freshman Team last spring. He was joined by pitcher John Vigue, first baseman Mike Eylward and second baseman Ben Drawdy. Vigue led the starters with a 5-6 record and a 5.25 ERA. He led the staff in innings pitched (84.0) and was second with 51 strikeouts. Eylward was second on the team in RBI (45) and home runs (10). Drawdy hit .313 overall and .327 in league play while starting the last 50 games of the season.

Senior outfielder MIKE PILGER was named to the 1998 GTE District III Academic All-American team. He enters his senior season ranked third in hits (236) and doubles (49), fourth in runs scored (163) and stolen bases (60) and sixth in at-bats on USF charts.

SOUTHERN MISS

The Golden Eagles have recorded 12 straight winning seasons and have won at least 30 games in each of those seasons.

With just four starters returning, USM will be looking to several transfers for significant contributions. Among those expected to make an impact are junior outfielder MICHAEL ARTMAN (Meridian CC), junior catcher CHRIS FINNEGAN (Hutchinson (Kan.) CC), junior infielder CHRIS FISHBURN (New Orleans), junior outfielder MIKE MALINE (Trinidad State (Col.) CC) and junior first baseman LUCAS WHEELER (Seward County (Kan.) Community College).

The Golden Eagles will have a young pitching staff that is short on Division I experience, with fifth-year senior TYLER KEE the only hurler that has pitched more than one year of Division I ball. Kee, who has made 31 appearances in each of the last two years, needs to appear in just 23 more games to set the USM record for appearances. Last season, Kee was 1-1 with a 2.15 ERA and struck out 26 batters with just 4 walks in 29 1/3 innings pitched.

Southern Miss is expecting an even bigger contribution from two-sport star DeQUINCY SCOTT this fall. The first baseman/designated hitter started 25 games last season and hit .259 with five home runs and 26 RBI. Over the past two seasons, he has started 23 games for the Golden Eagles football team on the defensive line and in 1998 recorded 47 tackles and 4.5 sacks.

TULANE

Junior OF JASON SPARKS hit a school and conference-record 30 home runs last season, along with a Tulane single season record of 90 runs driven in. The junior college transfer also batted .357 with 18 doubles in his first season in a Green Wave uniform, while recording 27 multi-hit games.

Catcher/designated hitter CHAD SUTTER enters his senior season ranked eighth at Tulane in career hits (221), second in home runs (52) and third in RBI (193). He needs six homers and 79 RBI to become the school's all-time leader in those categories. Sutter led the team in batting at .392 last season with 13 home runs and 61 runs driven in.

Senior lefthander RAUL ECHEVERZ was 7-1 with a team-best 2.78 ERA last season, while striking out 63 batters in 74 innings pitched. He posted a 6-0 record in conference play.

Since the inception of Conference USA in 1996, Tulane has posted the best conference record (59-18) and best overall record (131-56) of the 10 teams. The Green Wave have won two regular season titles and two tournament titles, while making a pair of NCAA appearances.



1999 Championships

1999 CONFERENCE USA CHAMPIONSHIP
 May 18-23, USA Stadium, Millington, Tenn.

CHAMPIONSHIP GAME SCHEDULE

Tues., May 18 - Play-in Games

- Play-in Game 1 9:00a
- Play-in Game 2 12:30p

Wed., May 19

- Game 1 9:00a
- Game 2 12:30p
- Game 3 4:00p
- Game 4 7:30p

Thurs., May 20

- Game 5 9:00a
- Game 6 12:30p
- Game 7 4:00p
- Game 8 7:30p

Fri., May 21

- Game 9 4:00p
- Game 10 7:30p

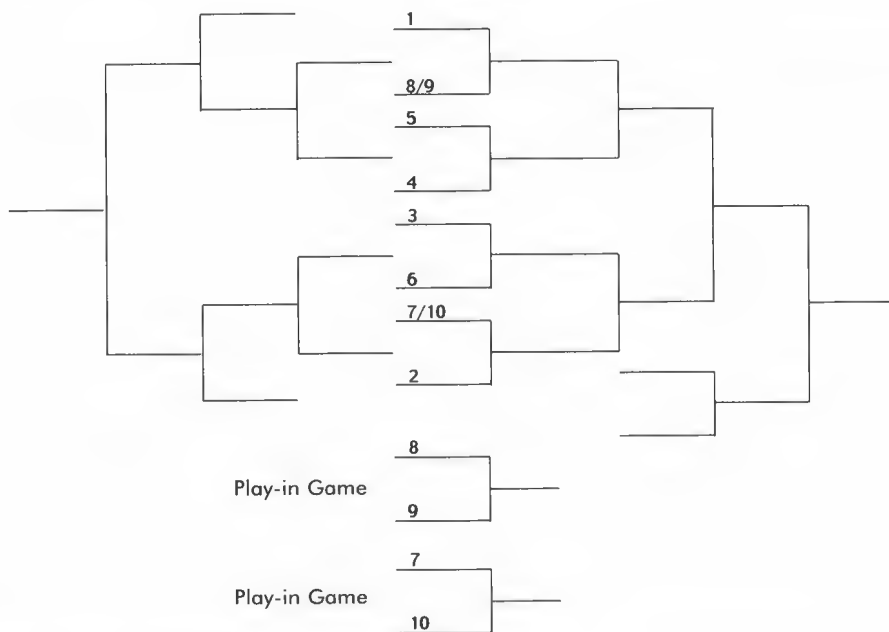
Sat., May 22

- Game 11 9:00a
- Game 12 12:30p
- Game 13 4:00p (If necessary)
- Game 14 7:30p (If necessary)

Sun., May 23

- Championship Game 2:00p

BRACKET



1999 NCAA COLLEGE WORLD SERIES

The College World Series will be celebrating its 50th year in Omaha in 1999 with a new format in place to determine the schools that will play in the 53rd annual classic.

The field of teams has been expanded to 64 for the first time, with 29 conference champions being joined by 35 at-large selections. Sixteen double-elimination regionals consisting of four teams each will take place from Friday to Sunday, May 28-30. The winners of those regionals will advance to the Super Regionals, which will be a best of three format with two teams playing at eight different sites during the weekend of June 4-6.

The eight winners will play in the 1999 College World Series, which will employ its familiar pair of four-team double-elimination bracket leading to a single championship game. The CWS will run from Friday, June 11- Saturday, June 19.

National television coverage of the 1999 College World Series will be provided by ESPN, with the championship game on June 19 to be shown on CBS.





Media Services

PRESS RELEASES

Conference USA weekly press releases contain statistical information updates, as well as notes, standings, schedules and results. Releases are produced every Monday throughout the season. Thursday updates will be available during conference season only.

FAX ON DEMAND

Conference USA and its member institutions will offer media information via a fax on demand system through Sports Systems, Inc. An information directory can be accessed through the system for your reference.

The fax on demand system is intended for media use only, therefore, please contact the media relations department to obtain the access phone number. Listed below are menu numbers specifically for baseball:

	<u>Release</u>	<u>Stats/Results</u>	<u>Roster</u>	<u>Box</u>	<u>Championship</u>
C-USA	1101	1102	n/a	n/a	1105
UAB	1201	1202	1203	1204	
CIN	1301	1302	1303	1304	
HOU	1501	1502	1503	1504	
LOU	1601	1602	1603	1604	
MEM	1801	1802	1803	1804	
UNCC	1901	1902	1903	1904	
SLU	2001	2002	2003	2004	
USF	2101	2102	2103	2104	
USM	2201	2202	2203	2204	
TUL	2301	2302	2303	2304	

C-USA standings are updated daily and available in document 1103.

If you have any additional questions regarding the conference's fax on demand system or require any additional assistance to access information about baseball and any other conference sport, please contact the media relations department.

PRE-CHAMPIONSHIP TELECONFERENCE

Conference USA coaches will be featured on a media teleconference prior to the C-USA Championship, which begins May 18. For more information, including date, time, schedule and the access phone number, please contact the media relations department.

PLAYERS OF THE WEEK

Conference USA will name a Hitter of the Week and a Pitcher of the Week each week during the regular season. The award, selected by C-USA sports information directors, is announced on Mondays.

POSTSEASON AWARDS

Conference USA names first and second All-Conference teams, an All-Freshman Team, Freshman of the Year, Player of the Year, Pitcher of the Year and Coach of the Year at the conclusion of the regular season. The award winners are selected by the league's head coaches and media members in each league city.

Tournament awards include an All-Tournament team and Tournament Most Valuable Player.

C-USA MEDIA RELATIONS

Brian Teter, Assistant Commissioner

Home: 630/960-2406 e-mail: bjteter@c-usa.org

Russell Anderson, Director of Information Services

Home: 630/969-4722 e-mail: rdanderson@c-usa.org

Matt Lloyd, Asst. Director of Information Services

Home: 773/342-1147 e-mail: mtlloyd@c-usa.org

WHAT'S IN A NAME?

Several Conference USA institutions are often misrepresented when it comes to the correct spelling and abbreviation of their names. The following is a list of names which seem to cause the most confusion. Please be sure to use the correct names when referring to Conference USA and its schools.

Correct Usage
Conference USA
C-USA

NEVER USE!!
Conf. USA
CUSA

UAB

Alabama-Birmingham
Ala.-Birmingham
Ala/Birmingham

DePaul
DE PAUL

Depaul
DEPAUL

UNC Charlotte

UNC-Charlotte
North Carolina-Charlotte
NC-Charlotte
N.C.-Charlotte

Saint Louis

St. Louis

Southern Miss

So. Miss.
So. Mississippi



UAB

QUICK FACTS

Location: Birmingham, Ala.
 Founded: 1969
 Enrollment: 15,850
 Nickname: Blazers
 Colors: Green, Gold and White
 Home Field: Young Field (1,000)
 Dimensions: 337 L, 390 C, 330 R
 President: Dr. W. Ann Reynolds
 FAR: Dr. Rose Scripa
 Athletics Director: Gene Bartow
 SWA: Rosalind Ervin

SPORTS INFORMATION

Baseball SID: Chris Pika
 Office Phone: 205/934-0722
 FAX: 205/934-7505
 E-mail: cpika@uab.edu
 Pika at Home: 205/870-8225
 Press Box: 205/934-0200

ROSTER

No.	Name	Pos.	B/T	Ht.	Wt.	Yr.	Hometown/HS or JC
10	Brian Allem	OF	R/R	6-10	180	Jr.	Tampa, FL/Pasco-Hernando CC
17	Jeremy Allen	LHP	L/L	6-1	175	Jr.	Englewood, FL/Jefferson Davis (AL) CC
21	Scott Beyer	RHP	R/R	6-8	205	Sr.	Alpharetta, GA/Chattahoochee
22	Nick Bridenback	RHP	R/R	6-3	205	Jr.	Tampa, FL/Pasco-Hernando CC
8	Brandon Davis	INF	L/R	6-1	180	Fr.	Trussville, AL/Hewitt-Trussville
7	Dan DeMent	INF	R/R	5-10	175	Jr.	Frankfort, IL/Rend Lake CC
16	Rhett Gallego	UTL	R/R	6-0	185	Fr.	Hueytown, AL/Hueytown
31	Shaun Harris	C	R/R	5-11	180	Jr.	Theodore, AL/Theodore
24	Philip Holmes	INF	R/R	6-0	185	So.	Vestavia Hills, AL/Shelton State CC
40	Danny Hughes	RHP	R/R	6-6	205	Sr.	Las Vegas, NV/Virginia Military Inst.
19	Matt Javinett	INF	R/R	6-4	220	So.	East Hartford, CT/East Catholic
12	Lee Jolly	INF	R/R	6-2	195	So.	Cedartown, GA/Cedartown
39	Brent Laircey	INF	L/R	6-3	200	Jr.	Statesboro, GA/Georgia
43	Ryan Lundy	RHP	R/R	6-3	240	Jr.	Pelham, AL/Pelham
25	Joe McRae	RHP	R/R	6-1	170	Jr.	Pensacola, FL/Jefferson Davis (AL) CC
18	David Owen	OF	R/L	6-1	195	Jr.	Coffs Harbor, Australia/Trinidad (CO) CC
9	Mark Paxton	C	R/R	6-0	185	Jr.	Englewood, FL/Jefferson Davis (AL) CC
3	Matt Phillips	OF	L/L	6-1	175	Jr.	Lebanon, OR/Lassen (CA) JC
20	Chris Reimers	INF	B/R	5-10	185	So.	Baroda, MI/Lake Michigan CC
30	Corey Reimers	INF	R/R	5-10	190	So.	Baroda, MI/Lake Michigan CC
15	Tebe Shaw	LHP	L/L	5-7	160	Jr.	Vestavia Hills, AL/Shelton St. CC
5	Will Smith	OF	R/R	5-9	180	Jr.	Billingsley, AL/Billingsley
33	Kevin Sommerfeld	RHP	R/R	6-0	175	Jr.	Hayward, CA/San Mateo CC
11	Jeff Sparks	C	R/R	5-10	180	Fr.	Madison, AL/Bob Jones
27	Michael Stallings	LHP	L/L	6-0	175	So.	Alexander City, AL/Benjamin Russell
36	Patrick Stodghill	RHP	R/R	6-2	185	So.	Springville, AL/Springville
35	Darren Tinnerstet	LHP/OF	L/L	6-0	185	So.	Olympia, WA/Capital
14	Todd Walker	OF	L/R	5-11	170	Sr.	Jacksonville, AL/Jacksonville



Pete Rancont
 Auburn '71

Career Record: 336-295-1 (12)
 Record at UAB: 336-295-1 (12)
 Assistants: Brian Pompili (Valdosta State '85), Frank Walton (UAB '90)
 Office Phone: 205/934-5181

BASEBALL FACTS

1998 Record: 29-24
 1998 C-USA Record: 15-12
 1998 C-USA Tournament: 1-2
 1998 Postseason: None
 NCAA Appearances: 1
 NCAA Record: 1-2
 All-Time Record: 577-468-1 (.552)
 Letterwinners Returning/Lost: 11/17
 Starters Returning/Lost: 2/7



Will Smith



Michael Stallings



1999 SCHEDULE

FEBRUARY		
13	JACKSONVILLE STATE	2:05p
16	at Belmont	2:00p
17	at Vanderbilt	3:00p
	<i>at 14th Annual Coca-Cola Classic, Mobile, Ala.</i>	
20	vs. Minnesota	3:30p
21	vs. Jacksonville or South Alabama	Noon/3:30p
23	AUBURN	2:05p
MARCH		
2	MISSISSIPPI	2:05p
3	at Jacksonville State	6:00p
6	at Tennessee Tech	1:00p
7	at Tennessee Tech	1:00p
9	VANDERBILT	2:05p
10	BUTLER	2:05p
13	WISCONSIN-MILWAUKEE	2:05p
14	WISCONSIN-MILWAUKEE	1:05p
19	at Cincinnati	2:00p
20	at Cincinnati	Noon
21	at Cincinnati	Noon
23	at Middle Tennessee State	7:00p
24	at Middle Tennessee State	3:00p
26	SAINT LOUIS	7:05p
27	SAINT LOUIS	2:05p
28	SAINT LOUIS	1:05p
30	SAMFORD	6:05p
APRIL		
2	at Tulane	6:30p
3	at Tulane	6:30p
4	at Tulane	1:00p
6	at Auburn	6:00p
7	BELMONT	6:05p
9	at Southern Miss	6:30p
10	at Southern Miss	5:00p
11	at Southern Miss	1:00p
14	ALABAMA	7:05p
16	MEMPHIS	7:05p
17	MEMPHIS	2:05p
18	MEMPHIS	1:05p
20	MISSISSIPPI STATE	7:05p
21	MISSISSIPPI STATE	3:05p
23	UNC CHARLOTTE	7:05p
24	UNC CHARLOTTE	2:05p
25	UNC CHARLOTTE	1:05p
27	at Samford	3:00p
28	at Alabama	7:00p
30	at South Florida	6:00p
MAY		
1	at South Florida	Noon
2	at South Florida	Noon
4	MIDDLE TENNESSEE STATE	7:05p
5	MIDDLE TENNESSEE STATE	3:05p
7	at Houston	7:00p
8	at Houston	7:00p
9	at Houston	1:00p
11	TENNESSEE TECH	7:05p
12	TENNESSEE TECH	3:05p
14	LOUISVILLE	7:05p
15	LOUISVILLE	2:05p
16	LOUISVILLE	1:05p
18-23	<i>at Conference USA Championship Millington, Tenn.</i>	

1998 RESULTS

FEBRUARY				
14	VANDERBILT	L	8-11	0-1
18	at Vanderbilt	L	0-1	0-2
24	at Mississippi	L	8-9	0-3
25	JACKSONVILLE STATE	W	12-9	1-3
28	at Tennessee Tech	W	22-7	2-3
MARCH				
1	at Tennessee Tech	W	15-10	3-3
3	MIDDLE TENN. STATE	W	15-7	4-3
4	MIDDLE TENN. STATE	W	15-13	5-3
7	vs. Winthrop	W	9-4	6-3
10	TENNESSEE TECH	W	18-8	7-3
11	TENNESSEE TECH	W	8-3	8-3
13	at UNC Charlotte	W	5-2	9-3
14	at UNC Charlotte	W	12-8	10-3
15	at UNC Charlotte	W	13-8	11-3
17	ALABAMA STATE	W	16-3	12-3
20	SOUTHERN MISS	W	7-6 (10)	13-3
21	SOUTHERN MISS	W	8-7 (10)	14-3
22	SOUTHERN MISS	L	3-6	14-4
24	at (4) Auburn	L	3-4	14-5
27	CINCINNATI	W	21-8	15-5
28	CINCINNATI	W	20-8	16-5
29	CINCINNATI	W	12-7	17-5
31	at Jacksonville State	W	8-4 (7)	18-5
APRIL				
1	(10) AUBURN	L	4-8	18-6
3	at Louisville	W	15-9	19-6
4	at Louisville	L	5-12	19-7
5	at Louisville	L	9-10	19-8
7	SAMFORD	W	23-4	20-8
10	at Saint Louis	L	8-10	20-9
11	at Saint Louis	L	1-3	20-10
12	at Saint Louis	W	15-4	21-10
14	at Mississippi State	L	1-10	21-11
15	at Mississippi State	L	5-8	21-12
18	HOUSTON	L	2-4	21-13
19	HOUSTON	L	6-7	21-14
19	HOUSTON	L	4-5	21-15
21	at Samford	L	8-13	21-16
22	(4) ALABAMA	W	4-3	22-16
24	(19) TULANE	L	5-9	22-17
25	(19) TULANE	L	2-7	22-18
26	(19) TULANE	L	4-10	22-19
28	JACKSONVILLE STATE	L	7-8	22-20
29	at (9) Alabama	L	0-4	22-21
MAY				
1	at Memphis	W	4-3 (10)	23-21
2	at Memphis	L	6-9	23-22
3	at Memphis	W	7-1	24-22
5	at Middle Tennessee State	W	16-4	25-22
8	SOUTH FLORIDA	W	12-2	26-22
9	SOUTH FLORIDA	W	8-7	27-22
10	SOUTH FLORIDA	W	5-1	28-22
13	#vs. Louisville	L	8-9	28-23
14	#vs. Saint Louis	W	4-1	29-23
15	#vs. Louisville	L	6-11	29-24

#at Conference USA Championship, New Orleans, La.



1998 STATISTICS

BATTING

PLAYER	AVG	GP-GS	AB	R	H	2B	3B	HR	RBI	TB	SL%	BB	HBP	SO	GDP	OB%	SF	SH	SB-SBA	PO	A	E	FLD%
Javinett	.444	17-6	27	12	12	1	0	2	6	19	.704	7	0	3	0	.559	0	0	1-1	13	0	0	1.000
Carnes	.417	53-53	211	64	88	18	1	23	87	177	.839	40	1	23	7	.502	5	0	7-12	107	9	1	.991
Boroski	.371	23-16	70	13	26	6	0	5	15	47	.671	3	5	18	0	.430	1	0	0-0	109	18	5	.962
Tinnerstet	.370	31-13	54	7	20	4	0	1	9	27	.500	7	1	12	0	.444	1	0	2-2	0	0	0	.000
Eberly	.365	53-53	230	55	84	23	0	11	64	140	.609	24	0	28	12	.419	4	0	3-4	29	118	15	.907
Terry	.363	53-53	212	56	77	12	4	18	59	151	.712	21	10	39	1	.443	1	0	3-6	352	51	9	.978
Aderholt	.347	35-30	118	24	41	8	1	4	23	63	.534	9	3	18	3	.408	0	3	1-2	196	19	5	.977
Laircey	.346	30-12	52	11	18	4	1	1	14	27	.519	6	1	12	1	.410	2	0	0-0	0	0	0	.000
Bell	.333	53-53	204	47	68	12	1	7	37	103	.505	36	2	45	3	.431	4	1	11-15	120	184	7	.977
Harness	.323	52-52	220	59	71	11	2	1	29	89	.405	28	5	23	8	.409	1	6	12-17	78	149	17	.930
Schulte	.318	33-6	44	6	14	6	0	0	3	20	.455	4	0	8	1	.367	1	0	0-0	41	6	1	.979
Jolly	.313	33-6	32	10	10	2	0	0	2	12	.375	3	1	7	1	.389	0	1	0-0	18	2	1	.952
Winkelman	.296	18-3	27	6	8	2	0	2	7	16	.593	4	0	10	0	.387	0	1	0-0	4	0	0	1.000
Murphy	.273	44-36	139	21	38	10	2	4	20	64	.460	6	2	23	2	.309	2	0	3-4	55	1	0	1.000
Kelly	.270	33-14	63	11	17	3	0	1	10	23	.365	1	7	15	3	.352	0	3	2-3	18	7	3	.893
Smith	.237	53-52	177	48	42	3	1	1	22	50	.282	38	8	31	2	.391	2	11	11-13	126	4	3	.977
Harris	.148	23-19	61	6	9	1	0	0	6	10	.164	2	0	15	3	.175	0	2	0-2	88	20	2	.982
Eiff	.000	14-0	3	3	0	0	0	0	0	0	.000	1	1	1	0	.400	0	0	0-0	2	0	0	1.000
Mitchell	.000	1-0	1	0	0	0	0	0	0	0	.000	0	0	1	0	.000	0	0	0-0	0	0	0	.000
Totals	.331	53-53	1945	459	643	126	13	81	413	1038	.534	240	47	332	47	.412	24	28	56-81	1386	663	78	.963
Opponents	.309	53-53	1864	349	576	132	11	58	315	904	.485	218	34	320	47	.389	14	36	60-91	1370	620	102	.951

PITCHING

Name	ERA	W-L	APP	GS	CG	SHO/CBO	SV	IP	H	R	ER	BB	SO	2B	3B	HR	BF	B/Avg	WP	HBP	BK	SFA	SHA
Carnes	0.00	0-0	1	0	0	0/0	0	1.0	3	1	0	0	2	0	0	0	6	.500	0	0	0	0	0
Dickinson	3.14	7-2	19	5	3	0/0	0	66.0	57	29	23	24	41	11	1	5	236	.242	3	8	2	2	6
Tinnerstet	3.18	0-0	5	0	0	0/0	0	5.2	7	4	2	2	4	1	0	1	23	.304	1	0	0	1	1
Stodghill	3.86	0-0	8	0	0	0/0	0	7.0	7	3	3	2	3	1	0	1	27	.259	1	0	1	0	0
Lundy	4.22	2-1	19	0	0	0/0	3	21.1	23	13	10	19	15	7	1	3	81	.284	1	4	0	3	1
Boroski	4.67	2-1	14	4	0	0/0	1	34.2	40	26	18	15	31	11	0	3	139	.288	9	4	1	0	2
Stallings	5.01	2-3	21	4	0	0/0	3	41.1	49	33	23	17	25	13	0	8	163	.301	4	4	0	1	3
Beyer	5.43	4-4	21	7	1	0/0	1	63.0	85	46	38	25	33	18	2	6	261	.326	3	3	2	3	5
Terry	5.53	5-5	14	14	0	0/0	0	84.2	100	57	52	25	81	24	5	11	342	.292	6	6	0	3	5
Hughes	5.71	2-2	13	3	0	0/0	0	34.2	46	32	22	22	21	14	1	3	142	.324	7	2	0	1	4
Donohoo	8.55	2-3	17	5	0	0/0	0	33.2	55	34	32	23	28	13	1	6	150	.367	9	0	0	0	3
Wessel	8.74	3-3	12	11	0	0/0	0	58.2	89	59	57	30	33	16	0	11	250	.356	5	2	0	0	6
Wall	10.45	0-0	7	0	0	0/0	0	10.1	15	12	12	14	3	3	0	0	44	.341	0	1	0	0	0
Totals	5.69	29-24	53	4	0/0	8	462.0	576	349	292	218	320	132	11	58	1864	.309	49	34	6	14	36	
Opponents	7.19	24-29	53	4	2/2	7	456.2	643	459	365	240	332	126	13	81	1945	.331	60	47	6	24	28	



Cincinnati

QUICK FACTS

Location: Cincinnati, Ohio
 Founded: 1819
 Enrollment: 35,000
 Nickname: Bearcats
 Colors: Red and Black
 Home Field: Johnny Bench Field (500)
 Dimensions: 327 L, 385 C, 330 R
 President: Dr. Joseph A. Steger
 FAR: Dr. Nancy Hamant
 Athletics Director: Bob Goin
 Sr. Woman Administrator: Janie Shaffer

SPORTS INFORMATION

Baseball SID: Jeremy Hartigan
 Office Phone: 513/556-5191
 FAX: 513/556-0619
 E-mail: hartigjf@email.uc.edu
 Hartigan at Home: 513/721-4519
 Press Box: 513/556-0818



Brian Cleary
Fairfield '90

Career Record: 27-84 (3)
 Record at Cincinnati: 27-84 (3)
 Assistants: Jeff Ditch (Valley City St. '89),
 Dusty Lepper (Toledo '96),
 T. C. Brewer (Cincinnati '93)
 Office Phone: 513/556-0566

BASEBALL FACTS

1998 Record: 15-38
 1998 C-USA Record: 4-20
 1998 C-USA Tournament: 0-1
 1998 Postseason: None
 NCAA Appearances: 5
 NCAA Record: 4-9
 All-Time Record: 749-856-1 (.472)
 Letterwinners Returning/Lost: 12/9
 Starters Returning/Lost: 4/5

ROSTER

No.	Name	Pos.	B/T	Ht.	Wt.	Yr.	Hometown/HS or JC
18	Mark Belcher	OF	R/R	5-9	215	Jr.	Hilliard, OH/Ohio St.
2	Chris Birmingham	INF	S/R	5-10	180	So.	Syracuse, NY/Solvay
33	Chris Brandt	RHP	R/R	6-1	190	Jr.	College Station, TX/Texas A&M
24	Tony Cento	LHP	L/L	5-11	160	Sr.	Edgewood, KY/Covington Catholic
6	Tony Delorenzo	2B/SS	R/R	5-10	160	Fr.	Bay Village, OH/St. Ignatius
35	Kyle DiEduardo	RHP	R/R	6-0	180	So.	BocaRaton, FL/Olympic Heights
38	Greg Dikos	C/IN	R/R	6-1	195	Sr.	Mishawaka, IN/Arizona St.
9	Nathan Fish	INF	R/R	6-0	180	Fr.	Shaker Hts, OH/Shaker Hts.
16	Mike Haller	LHP	L/L	5-10	160	Fr.	Ann Arbor, MI/Detroit Central Catholic
10	Chris Hamblen	C	S/R	6-0	165	Fr.	Fort Thomas, KY/Highlands
26	Mike Heis	LHP	L/L	5-8	160	Jr.	Cincinnati, OH/Colerain
14	Tom Higgins	INF	R/R	6-2	200	Fr.	Cincinnati, OH/Elder
20	Corey Hinton	OF	L/L	6-0	205	Sr.	Cincinnati, OH/Oak Hills
29	Nolan Landy	RHP	R/R	5-11	195	Sr.	Warwick, RI/Central Arizona CC
12	Joey List	LHP	L/L	6-0	225	Fr.	Ft. Mitchell, KY/Beechwood
7	Joe McBride	OF	R/R	5-10	170	Fr.	Mokena, IL/Providence Catholic
13	Jud McMillin	INF	R/R	5-9	175	Sr.	West Harrison, IN/Ball State
23	Doug Ming	RHP	L/R	6-2	190	Fr.	Lawrenceburg, IN/East Central
25	Ryan Minges	INF	R/R	5-11	160	Jr.	Hamilton, OH/Dayton
17	Curtus Moak	P/INF	L/L	6-0	175	So.	Hamilton, OH/Hamilton
41	Jon Shouse	RHP	R/R	6-1	190	Fr.	Franklin, OH/Springboro
19	Dusty Shroyer	LHP	L/L	6-1	185	Fr.	Nashport, OH/Tri-Valley
21	Matt Singer	OF	L/L	6-2	210	So.	Cincinnati, OH/Purcell Marian
3	Anthony Snowell	OF	L/R	5-7	170	Jr.	Sharon, PA/Arizona St.
37	James Steele	RHP	R/R	6-5	235	Sr.	Youngstown, OH/Boardman
44	Craig Tewes	1B	L/L	6-3	210	So.	Erlanger, KY/St. Henry
43	Randy Turso	C	L/R	5-8	185	Fr.	Harrison, NY/Harrison
30	Kevin Wilson	SS	S/R	6-1	185	So.	Yardley, PA/Holy Ghost Prep
36	Kevin Youkilis	INF	R/R	6-0	215	So.	Cincinnati, OH/Sycamore
27	Pat Zicka	RHP	R/R	6-3	185	Sr.	Cincinnati, OH/Wright State



Tony Cento



Kevin Youkilis



Cincinnati

1999 SCHEDULE

FEBRUARY		
19	at Furman	3:00p
20	vs. Charleston Southern (@ Wofford)	11:00a
20	at Wofford	7:00p
21	at Wofford	Noon
26	at Western Kentucky	Noon
27	vs. Marshall (@ Western Kentucky)	Noon
28	at Western Kentucky	1:00p
MARCH		
5	YOUNGSTOWN STATE	3:00p
6	YOUNGSTOWN STATE	1:00p
7	YOUNGSTOWN STATE	1:00p
10	XAVIER	3:00p
13	WESTERN MICHIGAN (DH)	1:00p
14	WESTERN MICHIGAN	1:00p
19	UAB	3:00p
20	UAB	1:00p
21	UAB	1:00p
23	at Tennessee	7:00p
24	at Tennessee	7:00p
26	at Tulane	6:30p
27	at Tulane	2:00p
28	at Tulane	1:00p
30	DAYTON	6:00p
31	at Dayton	3:00p
APRIL		
2	LOUISVILLE	6:00p
3	LOUISVILLE	1:00p
4	LOUISVILLE	1:00p
6	at Marshall	3:00p
7	MIAMI (OH)	6:00p
9	at Memphis	7:00p
10	at Memphis	7:00p
11	at Memphis	1:00p
13	at Eastern Kentucky	3:00p
14	at Xavier	3:00p
16	SOUTHERN MISS	6:00p
17	SOUTHERN MISS	1:00p
18	SOUTHERN MISS	1:00p
20	KENTUCKY	6:00p
21	OHIO	6:00p
23	at South Florida	7:00p
24	at South Florida	1:00p
25	at South Florida	1:00p
27	MARSHALL	3:00p
28	at Morehead State	6:00p
30	HOUSTON	6:00p
MAY		
1	HOUSTON	1:00p
2	HOUSTON	1:00p
4	MOREHEAD STATE	6:00p
5	at Kentucky	6:00p
7	at Saint Louis	7:00p
8	at Saint Louis	2:00p
9	at Saint Louis	1:00p
11	at Miami (OH)	3:00p
12	TOLEDO	6:00p
14	UNC CHARLOTTE	6:00p
15	UNC CHARLOTTE	1:00p
16	UNC CHARLOTTE	1:00p
18-23	at Conference USA Championship Millington, TN	

1998 RESULTS

FEBRUARY				
13	at Davidson	W	9-2	1-0
14	at Davidson	L	7-12	1-1
15	at Davidson	L	0-8	1-2
20	at (12) Georgia Tech	L	1-17	1-3
21	at (12) Georgia Tech	L	2-19	1-4
22	at (12) Georgia Tech	L	6-9	1-5
26	vs. Nebraska	L	7-12	1-6
27	vs. Illinois State	L	7-12	1-7
28	at Austin Peay State	L	4-10	1-8
MARCH				
1	at Western Kentucky	L	1-6	1-9
3	MIAMI (OHIO)	W	7-5	2-9
5	at Dayton	L	11-13	2-10
7	at Indiana	L	2-5	2-11
7	at Indiana	L	0-4	2-12
8	at Indiana	W	8-7	3-12
13	at Southern Miss	W	8-7 (10)	4-12
14	at Southern Miss	L	0-4	4-13
15	at Southern Miss	L	1-13	4-14
24	at Notre Dame	L	2-3	4-15
25	BOWLING GREEN STATE	L	5-18	4-16
27	at UAB	L	8-21	4-17
28	at UAB	L	8-20	4-18
29	at UAB	L	7-12	4-19
APRIL				
1	EASTERN KENTUCKY	W	11-9	5-19
3	TULANE	L	5-14	5-20
4	TULANE	L	6-13	5-21
5	TULANE	L	2-14	5-22
7	DAYTON	W	16-7	6-22
8	DAYTON	W	8-4	7-22
10	at Houston	L	0-14	7-23
11	at Houston	L	0-7	7-24
12	at Houston	L	0-5	7-25
14	at Morehead State	L	5-6	7-26
15	at Ohio	W	13-12 (11)	8-26
17	at Louisville	W	9-2	9-26
18	at Louisville	L	6-12	9-27
19	at Louisville	W	6-4 (11)	10-27
22	at Xavier (Ohio)	L	5-6	10-28
22	at Xavier (Ohio)	W	4-3	11-28
24	MEMPHIS	L	1-4	11-29
25	MEMPHIS	L	6-11	11-30
26	MEMPHIS	L	0-14	11-31
28	at Bowling Green State	W	6-3	12-31
MAY				
1	SOUTH FLORIDA	W	7-5	13-31
2	SOUTH FLORIDA	L	7-9	13-32
3	SOUTH FLORIDA	L	5-7	13-33
5	MARSHALL	W	22-18	14-33
5	MT. ST. JOSEPH	W	7-1	15-33
6	at Kentucky	L	6-22	15-34
7	at UNC Charlotte	L	3-14	15-35
8	at UNC Charlotte	L	2-13	15-36
9	at UNC Charlotte	L	0-13	15-37
12	#vs. Memphis	L	5-6	15-38

#at Conference USA Championship, New Orleans, La.

HOME GAMES IN CAPS. Conference games in bold. All times Eastern.



Cincinnati

1998 STATISTICS

BATTING

PLAYER	AVG	GP-GS	AB	R	H	2B	3B	HR	RBI	TB	SL%	BB	HBP	SO	GDP	OB%	SF	SH	SB-SBA	PO	A	E	FLD%
Moore	.327	53-52	196	36	64	15	2	3	26	92	.469	25	0	21	7	.396	4	10	4-5	74	1161	25	.904
Heller	.315	53-53	200	46	63	7	0	7	26	91	.455	40	5	31	2	.439	1	6	2-7	73	1128	14	.935
Snowell	.306	36-33	121	23	37	10	0	2	14	53	.438	17	4	25	0	.400	3	3	4-5	65	0	4	.942
Fewes	.291	53-53	203	39	59	12	0	11	53	104	.512	34	3	47	5	.397	2	1	6-8	188	7	3	.985
Youkilis	.289	53-53	190	38	55	7	0	3	26	71	.374	44	3	25	12	.425	3	5	1-4	170	108	18	.939
Singer	.289	52-52	204	32	59	13	1	12	41	110	.539	16	5	43	6	.349	4	3	1-3	55	4	5	.922
Reynolds	.280	11-6	25	6	7	1	0	1	3	11	.440	3	0	10	0	.357	0	0	0-0	30	3	1	.971
Ruebel	.256	38-23	86	14	22	4	0	5	14	41	.477	18	3	14	4	.402	0	0	2-5	48	2	5	.909
Hinton	.252	39-33	119	14	30	7	0	2	15	43	.361	11	2	24	1	.326	0	8	3-5	82	1	3	.965
Bechtol	.238	47-42	130	15	31	1	1	6	16	52	.400	21	4	54	4	.361	0	0	1-1	248	25	3	.989
McMillin	.208	25-22	77	10	16	2	0	1	7	21	.273	8	0	19	0	.279	1	1	1-3	56	1	5	.919
Dikos	.181	30-18	72	7	13	2	0	2	10	21	.292	6	3	16	2	.272	0	1	0-0	162	13	4	.978
Moak	.171	23-17	35	4	6	2	0	1	5	11	.314	5	0	15	0	.275	0	0	1-1	36	18	6	.900
Wilson	.135	33-22	74	10	10	2	0	0	5	12	.162	6	0	22	4	.200	0	7	1-3	18	52	9	.886
Leytze	.056	10-4	18	0	1	0	0	0	1	1	.056	1	0	4	0	.105	0	0	0-1	7	0	0	1.000
Blomer	.000	2-0	2	0	0	0	0	0	0	0	.000	0	0	0	0	.000	0	0	0-0	1	0	0	1.000
Totals	.270	53-53	1752	294	473	85	4	56	262	734	.419	255	32	370	47	.369	18	45	27-51	1329	578	110	.945
Opponents	.324	53-53	1937	512	628	139	17	99	457	1098	.567	229	29	319	29	.399	23	13	114-133	1386	664	75	.965

PITCHING

Name	ERA	W-L	APP	GS	CG	SHO/CBO	SV	IP	H	R	ER	BB	SO	2B	3B	HR	BF	B/Avg	WP	HBP	BK	SFA	SHA
Steele	5.65	3-4	26	0	0	0/0	5	36.2	45	30	23	12	40	6	3	6	154	.292	3	0	0	2	1
Neville	6.19	1-1	9	0	0	0/0	0	16.0	21	12	11	4	17	5	2	2	69	.304	2	1	0	0	1
McEvoy	6.58	2-9	14	14	4	0/0	0	79.1	86	73	58	53	58	18	2	10	323	.266	21	10	1	2	2
Moak	6.75	0-4	16	6	0	0/0	1	50.2	55	51	38	25	27	12	1	9	206	.267	3	6	0	1	3
Mohs	7.07	1-1	4	2	0	0/0	0	14.0	22	14	11	6	13	4	1	2	64	.344	0	2	0	0	0
Cento	7.27	7-5	17	14	1	0/0	0	83.0	122	90	67	31	71	33	2	23	374	.326	4	3	1	2	1
Heis	9.31	0-0	12	0	0	0/0	0	19.1	28	23	20	11	11	7	1	5	83	.337	0	1	0	2	1
Varatta	10.04	0-2	13	3	0	0/0	0	37.2	62	46	42	11	17	12	1	12	172	.360	4	0	0	1	0
Landy	10.76	1-7	12	10	0	0/0	0	47.2	77	64	57	27	30	13	1	13	216	.356	2	2	0	5	0
Gallimore	12.97	0-4	13	4	0	0/0	0	34.0	53	55	49	22	20	14	2	10	147	.361	2	2	0	8	2
DiEduardo	13.03	0-0	10	0	0	0/0	0	9.2	20	17	14	9	9	4	0	3	49	.408	1	1	0	0	1
Long	13.50	0-0	1	0	0	0/0	0	2.0	4	3	3	2	0	0	0	1	10	.400	0	0	1	0	0
Schultain	20.70	0-1	8	0	0	0/0	0	10.0	24	25	23	13	6	7	0	1	53	.453	3	1	0	0	1
Coppola	27.00	0-0	3	0	0	0/0	0	3.0	9	9	9	3	0	4	1	2	17	.529	0	0	0	0	0
Totals	8.63	15-38	53	53	5	0/0	6	43.0	628	512	425	229	319	139	17	99	1937	.324	45	29	3	23	13
Opponents	4.77	38-15	53	53	7	7/4	7	462.0	473	294	245	255	370	85	4	56	1752	.270	40	32	6	18	45




Houston

QUICK FACTS

Location: Houston, Texas
 Founded: 1927
 Enrollment: 30,757
 Nickname: Cougars
 Colors: Scarlet and White
 Home Field: Cougar Field (4,500)
 Dimensions: 330 L, 390 C, 330 R
 President: Dr. Arthur K. Smith
 FAR: Richard Scamell
 Athletics Director: Chet Gladchuk
 SWA: Diane Howell

SPORTS INFORMATION

Baseball SID: John Sullivan
 Office Phone: 713/743-9410
 E-mail: jsullivan@uh.edu
 FAX: 713/743-9411
 Sullivan at Home: 713/521-9464
 Press Box: 713/743-0840



Rayner Noble
Houston '83

Career Record: 129-105 (4)
 Record at Houston: 129-105 (4)
 Assistants: Trip Couch (Southwestern La. '91), Todd Whitting (Houston '95), Kirk Blount (Houston '95)
 Office Phone: 713/743-9396

ROSTER

No.	Name	Pos.	B/T	Ht.	Wt.	Yr.	Hometown/HS or JC
3	Sean Allen	2B	R/R	So.	5-10	176	Carlsbad, NM/Carlsbad
48	Jarrod Bitter	C	R/R	So.	6-1	218	Tyler, TX/Lee
18	Erick Burke	LHP	L/L	Jr.	6-4	213	Houston, TX/Lamar
12	Brandon Caraway	2B/LF	S/R	Jr.	5-11	170	Houston, TX/St. Thomas
20	Kyle Crowell	RHP	R/R	So.	5-11	172	Webster, TX/Friendswood
32	Robert Dieudonné	RHP/INF	R/R	Jr.	5-11	188	Houston, TX/Westbury
33	Matt Hooper	RHP	R/R	Fr.	6-1	203	Nacogdoches, TX/Nacogdoches
15	Alex Jackson	LHP	L/L	Jr.	5-11	165	Houston, TX/Episcopal
19	Eric Lee	OF	S/R	Jr.	5-9	175	Houston, TX/Clear Lake
25	Duncan McAdoo	RHP	R/R	Jr.	6-0	190	Winnsboro, TX/Winnsboro
28	Mike Medrano	OF	S/R	Sr.	5-8	184	Pearland, TX/ Pearland
10	Aaron Melebeck	SS	R/R	Jr.	5-11	159	Webster, TX/Galveston JC
24	Nathan Mitchell	RHP/3B	R/R	Fr.	5-11	192	Houston, TX/Dobie
43	Bryan Moore	RHP	R/R	Sr.	6-8	199	Garden Grove, CA/Orange Coast CC
4	Shane Nance	LHP/OF	L/L	Jr.	5-7	186	Houston, TX/Dobie
41	Jason Pekar	OF	R/R	So.	6-2	209	Stafford, TX/Stafford
42	Bruce Rios	C	R/R	Sr.	5-11	199	Houston, TX/Cypress Creek
44	Tyson Schweitzer	UTIL	R/R	Jr.	5-7	185	Sparks, NV/Mesa CC
45	Jayme Sperring	1B/RHP	R/R	So.	6-3	218	Houston, TX/Cypress Creek
40	Jeremy Swindell	LHP	L/L	Jr.	6-0	192	Houston, TX/Clear Lake
2	Justin Syfert	2B	R/R	So.	5-6	150	League City, TX/Clear Creek
13	Jerret Sykes	LHP	L/L	Jr.	6-0	198	Houston, TX/Cypress Creek
31	Nick Torina	LHP	L/L	So.	5-10	191	Houston, TX/South Houston
17	Keith Whatley	LHP/OF	L/L	Fr.	6-2	193	Atlanta, TX/Atlanta
8	Kris Wilken	3B/C/P	R/R	So.	5-10	170	Albuquerque, NM/El Dorado
5	Daniel Willingham	LHP	L/L	Fr.	5-10	169	Houston, TX/Clear Lake
26	J.P. Woodward	INF	L/L	Jr.	6-2	200	Spring, TX/San Jacinto JC

BASEBALL FACTS

1998 Record: 34-25
 1998 Conference Record: 21-6
 1998 Conference Tournament: 1-2
 1998 Postseason: None
 NCAA Appearances: 10
 NCAA Record: 16-22
 All-Time Record: 1145-860 (.571)
 Letterwinners Returning/Lost: 20/4
 Starters Returning/Lost: 8/1



Mike Medrano



Kris Wilken



Houston

1999 SCHEDULE

FEBRUARY		
3	SAM HOUSTON	2:00p
9	RICE	2:00p
12	ALABAMA	7:00p
13	ALABAMA	2:00p
14	ALABAMA	1:00p
16	at Texas	2:30p
19	OKLAHOMA	7:00p
20	VANDERBILT	4:00p
21	BAYLOR	4:00p
23	at Rice	2:00p
26	SAN DIEGO STATE	7:00p
28	SOUTHWEST TEXAS	4:00p
MARCH		
2	BAYLOR	7:00p
5	at Cal State Fullerton	7:00p
6	at Cal State Fullerton	7:00p
7	at Cal State Fullerton	Noon
9	TEXAS A&M	7:00p
10	at Sam Houston	2:00p
12	OHIO STATE	7:00p
13	OHIO STATE	7:00p
14	OHIO STATE	1:00p
16	RICE	7:00p
19	at Louisville	5:00p
20	at Louisville	1:00p
21	at Louisville	1:00p
24	at Texas	6:30p
26	UNC CHARLOTTE	7:00p
27	UNC CHARLOTTE	7:00p
28	UNC CHARLOTTE	1:00p
30	at Baylor	6:00p
APRIL		
2	at Memphis	7:00p
3	at Memphis	1:00p
4	at Memphis	1:00p
6	TEXAS	7:00p
9	SAINT LOUIS	7:00p
10	SAINT LOUIS	7:00p
11	SAINT LOUIS	1:00p
13	at Rice	7:00p
16	at Tulane	6:30p
17	at Tulane	2:00p
18	at Tulane	1:00p
20	at Texas A&M	7:00p
23	SOUTHERN MISS	7:00p
24	SOUTHERN MISS	7:00p
25	SOUTHERN MISS	1:00p
28	RICE	7:00p
30	at Cincinnati	6:00p
MAY		
1	at Cincinnati	1:00p
2	at Cincinnati	1:00p
4	SAM HOUSTON	7:00p
7	UAB	7:00p
8	UAB	7:00p
9	UAB	1:00p
14	at South Florida	7:00p
15	at South Florida	1:00p
16	at South Florida	1:00p
18-23	at Conference USA Championship Millington, TN	

1998 RESULTS

FEBRUARY		
7	vs. Washington State	L 5-17 0-1
7	at San Diego State	L 3-10 0-2
11	(4) RICE	W 8-7 1-2
13	at (5) Alabama	L 5-15 1-3
14	at (5) Alabama	L 2-4 1-4
15	at (5) Alabama	L 4-8 1-5
18	(12) RICE	L 3-16 1-6
20	(8) OKLAHOMA	L 4-5 1-7
21	KANSAS	W 9-2 2-7
22	CENTRAL FLORIDA	W 9-4 3-7
24	CENTRAL FLORIDA	L 3-4 3-8
27	ILLINOIS	W 9-2 4-8
28	ILLINOIS	W 10-2 5-8
MARCH		
1	ILLINOIS	W 11-6 6-8
4	at Sam Houston State	W 13-6 7-8
6	(20) MICHIGAN	W 10-5 8-8
7	(20) MICHIGAN	W 10-9 9-8
8	(20) MICHIGAN	W 12-10 10-8
11	(11) RICE	L 2-10 10-9
13	TULANE	L 6-10 10-10
14	TULANE	W 6-3 11-10
15	TULANE	W 16-4 12-10
17	(10) RICE	L 6-7 12-11
18	TEXAS	W 5-4 13-11
20	SOUTH FLORIDA	W 7-2 14-11
21	SOUTH FLORIDA	W 18-17 15-11
22	SOUTH FLORIDA	W 17-4 16-11
24	(14) TEXAS A&M	L 3-6 16-12
24	(14) TEXAS A&M	L 4-7 16-13
28	at Saint Louis	W 8-4 17-13
29	at Saint Louis	L 1-4 17-14
29	at Saint Louis	W 9-0 18-14
31	TEXAS	L 2-3 18-15
APRIL		
4	at UNC Charlotte	L 6-7 18-16
4	at UNC Charlotte	L 3-8 18-17
5	at UNC Charlotte	L 4-11 18-18
7	at (7) Baylor	L 7-17 18-19
10	CINCINNATI	W 14-0 19-19
11	CINCINNATI	W 7-0 20-19
12	CINCINNATI	W 5-0 21-19
15	(13) RICE	L 3-12 21-20
17	at UAB	W 4-2 22-20
18	at UAB	W 7-6 23-20
19	at UAB	W 5-4 24-20
21	at (13) Texas A&M	W 9-7 (10) 25-20
24	LOUISVILLE	W 5-0 26-20
25	LOUISVILLE	W 9-5 27-20
26	LOUISVILLE	L 3-8 27-21
28	(16) BAYLOR	L 2-7 27-22
29	SAM HOUSTON STATE	L 4-10 27-23
MAY		
1	at Southern Miss	W 3-1 28-23
2	at Southern Miss	W 6-4 29-23
3	at Southern Miss	W 17-5 30-23
8	MEMPHIS	W 6-0 31-23
9	MEMPHIS	W 10-3 32-23
10	MEMPHIS	W 9-3 33-23
13	#vs. Memphis	W 3-2 34-23
14	#vs. UNC Charlotte	L 5-6 34-24
15	#vs. Southern Miss	L 5-6 34-25

#at Conference USA Championship, New Orleans, La.



Houston

1998 STATISTICS

BATTING

PLAYER	AVG	GP-GS	AB	R	H	2B	3B	HR	RBI	TB	SL%	BB	HBP	SO	GDP	OB%	SF	SH	SB-SBA	PO	A	E	FLD%
Rios	.370	58-54	192	50	71	17	1	11	55	123	.641	41	9	16	4	.498	1	2	9-13	2	0	0	1.000
Caraway	.350	59-59	234	74	82	18	2	3	39	113	.483	32	9	22	2	.444	2	4	26-3	94	7	1	.990
Medrano	.344	55-48	209	50	72	14	4	12	53	130	.622	15	1	26	7	.386	3	1	12-1	100	8	2	.982
Bitter	.331	46-38	142	27	47	12	1	5	38	76	.535	16	6	26	3	.411	4	1	2-3	278	22	3	.990
Lee	.303	50-45	165	26	50	13	0	4	22	75	.455	24	2	31	5	.396	1	2	13-2	97	4	3	.971
Dieudonne'	.302	30-17	63	11	19	5	0	0	9	24	.381	11	3	10	3	.418	2	2	0-0	29	54	5	.943
Nance	.300	11-6	20	5	6	1	0	1	4	10	.500	5	0	7	0	.423	1	1	2-2	15	23	1	.974
Wilken	.297	54-52	182	26	54	11	0	3	24	74	.407	23	0	40	3	.370	3	5	1-4	42	115	15	.913
Sperring	.294	56-56	204	37	60	14	1	7	51	97	.475	26	1	59	5	.364	8	2	1-1	472	24	11	.978
Skrehot	.274	55-49	190	33	52	12	4	1	28	75	.395	11	2	27	3	.320	0	3	12-1	69	142	22	.906
Allen	.263	47-43	133	17	35	1	0	2	9	42	.316	15	4	31	5	.355	0	6	1-2	93	121	12	.947
Pekar	.261	36-26	92	21	24	4	3	4	12	46	.500	7	3	36	2	.333	0	1	2-3	39	0	0	1.000
Syfert	.188	34-17	69	16	13	3	1	0	9	18	.261	9	2	15	1	.286	4	3	6-6	33	51	6	.933
Scott	.183	31-22	71	7	13	1	0	1	9	17	.239	16	3	16	2	.352	1	0	1-4	135	16	4	.974
Collum	.000	1-0	1	0	0	0	0	0	0	0	.000	0	0	1	0	.000	0	0	0-0	2	0	0	1.000
Torina	.000	1-0	0	1	0	0	0	0	0	0	.000	0	0	0	0	.000	0	0	0-0	1	3	1	.800
Totals	.304	59-59	1967	401	598	126	17	54	362	920	.468	251	45	363	45	.390	30	33	88-120	1512	639	92	.959
Opponents	.276	59-59	1985	351	548	79	14	39	311	772	.389	226	45	399	41	.360	16	26	64-88	1478	599	89	.959

PITCHING

Name	ERA	W-L	APP	GS	CG	SHO/CBO	SV	IP	H	R	ER	BB	SO	2B	3B	HR	BF	B/Avg	WP	HBP	BK	SFA	SHA
Nance	2.95	9-4	16	15	4	2/1	0	106.2	87	38	35	42	93	8	2	3	390	.223	11	10	1	3	4
Moore	4.74	5-5	22	0	0	0/0	3	43.2	47	26	23	10	32	9	1	3	165	.285	3	8	1	2	2
Crowell	4.96	1-1	20	3	0	0/1	1	32.2	34	20	18	20	27	4	1	1	127	.268	6	3	1	0	1
McDonald	5.33	8-4	15	15	2	2/0	0	79.1	94	56	47	31	55	16	3	6	320	.294	3	5	1	2	3
McAdoo	5.35	5-2	16	14	1	1/0	0	70.2	76	52	42	25	53	9	1	6	284	.268	7	5	5	2	3
Jackson	5.91	2-3	18	4	0	0/0	0	42.2	48	31	28	15	34	8	2	4	171	.281	3	3	1	2	1
Torina	6.30	0-0	14	0	0	0/0	0	20.0	22	16	14	9	20	4	0	1	81	.272	3	1	0	1	2
Runser	6.46	2-2	10	2	0	0/1	0	15.1	15	13	11	12	13	3	0	2	60	.250	0	1	1	0	2
Dieudonne'	7.00	0-1	16	0	0	0/0	0	27.0	38	27	21	16	18	7	1	6	117	.325	6	2	0	2	2
Sykes	7.71	0-0	2	0	0	0/0	0	2.1	1	2	2	0	0	0	0	1	8	.125	0	2	0	0	0
Burke	8.15	0-0	19	0	0	0/0	1	17.2	24	17	16	10	19	5	0	1	72	.333	2	1	0	0	1
Swindell	8.47	1-0	13	1	0	0/0	0	17.0	21	18	16	13	14	4	0	0	69	.304	1	2	0	2	2
Wilken	10.08	1-3	14	5	0	0/0	2	25.0	37	30	28	15	16	2	3	5	106	.349	1	1	0	0	3
Sperring	11.25	0-0	4	0	0	0/0	0	4.0	4	5	5	8	5	0	0	0	15	.267	0	1	0	0	0
Totals	5.46	34-25	59	59	7	6/1	7	504.0	548	351	306	226	399	79	14	39	1985	.276	46	45	11	16	26
Opponents	6.14	25-34	59	59	4	0/0	6	492.2	598	401	336	251	363	126	17	54	1967	.304	49	45	6	30	33



Louisville

QUICK FACTS

Location: Louisville, Kentucky
 Founded: 1798
 Enrollment: 23,000
 Nickname: Cardinals
 Colors: Red and Black
 Home Field: Cardinal Stadium (20,000)
 Dimensions: 405 L, 360 C, 315 R
 President: Dr. John Shumaker
 FAR: Dr. Arthur Riehl
 Athletics Director: Tom Jurich
 Sr. Woman Administrator: Julie Hermann

SPORTS INFORMATION

Baseball SID: Nancy Smith
 Office Phone: 502/852-0113
 E-mail: nasmit01@athena.louisville.edu
 FAX: 502/852-7401
 Smith at Home: 502/893-8349
 Press Box: TBA



Lelo Prado
Tampa '85

Career Record: 350-216-1 (10)
 Record at Louisville: 72-92 (4)
 Assistants: Brian Mundorf (American International '92), Al Lopez (Tampa '96), Rick Arnold (Louisville '90)
 Office Phone: 502/852-0103

BASEBALL FACTS

1998 Record: 31-24
 1998 C-USA Record: 14-13
 1998 C-USA Tournament: 2-2
 1998 Postseason: None
 NCAA Appearances: None
 NCAA Record: 0-0
 All-Time Record: 1899-1819-17 (.510)
 Letterwinners Returning/Lost: 18/10
 Starters Returning/Lost: 6/3

ROSTER

No.	Name	Pos.	B/T	Ht.	Wt.	Yr.	Hometown/HS or JC
4	Matt Baldwin	INF	R/R	6-0	169	So.	Louisville, KY/Male
7	Brian Bentley	RHP	R/R	6-3	201	Jr.	Louisville, KY/St. Xavier
27	Morgan Bojorquez	1B	R/R	6-2	220	Fr.	Miami, FL/Westminster Christian
29	Paul Brown	OF	L/R	5-8	184	Jr.	Grand Point, Ontario/Paris JC
10	Antonio Castellvi	LHP	L/L	5-10	167	So.	Tampa, FL/Plant
34	David Fife	RHP	R/R	6-0	178	So.	Louisville, KY/DeSales
28	Kevin Fishback	OF	R/R	6-4	213	Fr.	Bowling Green, KY/Bowling Green
35	Billy Gatti	OF	R/R	6-3	194	So.	Louisville, KY/St. Xavier
14	Brad Gilsdorf	LHP	L/L	6-0	150	So.	Louisville, KY/Male
30	Sean Green	RHP	R/R	6-5	230	So.	Louisville, KY/Male
33	Kyle Harsin	RHP	R/R	6-0	197	Fr.	Madison, IN/Madison
8	Troy Hilpp	OF	R/L	6-1	179	Jr.	Louisville, KY/Pleasure Ridge Park
16	Mike Hook	CF	R/L	5-9	168	So.	Brampton, Ontario/Notre Dame
23	Shawn Hoover	RHP	R/R	6-7	224	Jr.	Louisville, KY/Pleasure Ridge Park
2	Matt Jarboe	2B	R/R	6-0	157	So.	Louisville, KY/Pleasure Ridge Park
5	Scott Kohler	3B	L/R	6-1	176	Jr.	Bremerton, WA/Sac. City JC
46	Andy Lopez-Cao	LHP	L/L	6-0	180	Jr.	Miami, FL/Miami
41	Doug Lorenz	1B	L/L	6-4	233	Sr.	Fort Wright, KY/Covington Catholic
15	Kevin Martinez	C/3B	R/R	5-10	219	Fr.	Tampa, FL/Tampa Catholic
25	Brad Mattingly	RHP	R/R	6-0	186	Jr.	Louisville, KY/St. Xavier
17	James McAuley	C	R/R	5-11	185	Jr.	Tampa, FL/Plant
9	Rob Partin	3B	R/R	6-0	211	Jr.	Louisville, KY/Ballard
26	Todd Raithel	RHP	R/R	6-0	185	Jr.	Harmony, PA/Seneca Valley
22	Kyle Rajsich	2B	L/R	5-11	160	Fr.	Flagstaff, AZ/Coconino
20	Damon Sementilli	RHP	R/R	6-1	200	So.	Trumble, CT/Norwalk CC
6	Sean Sterner	2B/SS	R/R	5-9	146	Jr.	Sacramento, CA/Sac. City JC
36	Tony Taylor	C	R/R	6-1	200	Jr.	Louisville, KY/Southern
13	Todd Thomas	RHP	R/R	6-0	190	Jr.	Danville, IL/Danville
19	Key Voshell	INF	R/R	5-11	170	Sr.	Milford, OH/Milford
32	Luke Williams	OF	R/R	5-11	174	So.	Niles, OH/McKinley JC
11	Robby Williams	1B	L/R	6-5	200	Fr.	Louisville, KY/Doss
18	Denny Williams	RHP	R/R	6-8	210	So.	Louisville, KY/Ballard



Sean Green



James McAuley



Louisville

1999 SCHEDULE

FEBRUARY

12	at Stetson	7:00p
13	at Stetson	2:00p
14	at Stetson	1:00p
19	EASTERN MICHIGAN	3:00p
20	EASTERN MICHIGAN	1:00p
21	EASTERN MICHIGAN	1:00p
23	EVANSVILLE	3:00p
26	at Tennessee	3:00p
27	at Tennessee	2:00p
28	at Tennessee	3:00p

MARCH

2	WESTERN KENTUCKY	3:00p
5	WRIGHT STATE	3:00p
6	KENT	5:00p
7	PURDUE	3:00p
9	EASTERN KENTUCKY	3:00p
10	at Western Kentucky	4:00p
12	DAYTON	3:00p
13	DAYTON	1:00p
14	DAYTON	1:00p
16	at Evansville	3:00p
19	HOUSTON	5:00p
20	HOUSTON	1:00p
21	HOUSTON	1:00p
23	INDIANA	3:00p
26	SOUTH FLORIDA	7:00p
27	SOUTH FLORIDA	1:00p
28	SOUTH FLORIDA	1:00p
30	MOREHEAD STATE	7:00p

APRIL

2	at Cincinnati	6:00p
3	at Cincinnati	1:00p
4	at Cincinnati	1:00p
6	at Austin Peay	7:30p
9	TULANE	1:00p
10	TULANE	1:00p
11	TULANE	9:00a
13	at Kentucky	6:00p
16	at UNC Charlotte	6:00p
17	at UNC Charlotte	1:00p
18	at UNC Charlotte	1:00p
20	AUSTIN PEAY	1:00p
21	at Xavier	3:00p
23	SAINT LOUIS	1:00p
24	SAINT LOUIS	1:00p
25	SAINT LOUIS	9:00a
27	at Morehead State	6:00p
28	KENTUCKY	6:00p
30	at Memphis	8:00p

MAY

1	at Memphis	2:00p
2	at Memphis	2:00p
7	SOUTHERN MISS	1:00p
8	SOUTHERN MISS	1:00p
9	SOUTHERN MISS	1:00p
11	at Eastern Kentucky	3:00p
14	at UAB	8:05p
15	at UAB	3:05p
16	at UAB	2:05p

18-23 **Conference USA Championship**
Millington, TN

HOME GAMES IN CAPS. Conference games in bold. All times Eastern.

1998 RESULTS

FEBRUARY

18	BUTLER	W	7-6	1-0
21	PURDUE	W	14-9	2-0
21	PURDUE	W	7-5	3-0
22	PURDUE	L	8-15	3-1
25	TENNESSEE TECH	L	6-11	3-2
27	NEBRASKA	L	0-1	3-3
27	TOLEDO	W	5-3	4-3
28	NEBRASKA	W	4-2	5-3
28	TOLEDO	W	10-4	6-3

MARCH

1	TOLEDO	W	17-0	7-3
4	at Evansville	W	4-3	8-3
6	WRIGHT STATE	W	15-5	9-3
7	KENT	W	5-4	10-3
7	WRIGHT STATE	L	10-11 (10)	10-4
8	KENT	L	3-22	10-5
13	at South Florida	W	2-1	11-5
14	at South Florida	W	16-3	12-5
15	at South Florida	L	7-15	12-6
16	vs. Army	W	14-13	13-6
20	MEMPHIS	W	9-6	14-6
21	MEMPHIS	L	1-3	14-7
22	MEMPHIS	L	5-8	14-8
24	at Western Kentucky	L	9-10 (10)	14-9
25	EASTERN KENTUCKY	W	10-6	15-9
25	EASTERN KENTUCKY	L	5-11	15-10
27	at Southern Miss	L	3-8	15-11
28	at Southern Miss	W	5-3	16-11
29	at Southern Miss	W	8-4	17-11

APRIL

3	(29) UAB	L	9-15	17-12
4	(29) UAB	W	12-5	18-12
5	(29) UAB	W	10-9	19-12
8	EVANSVILLE	L	4-10	19-13
10	at Tulane	W	6-4	20-13
11	at Tulane	L	3-14	20-14
12	at Tulane	L	8-14	20-15
14	AUSTIN PEAY STATE	L	5-12	20-16
17	CINCINNATI	L	2-9	20-17
18	CINCINNATI	W	12-6	21-17
19	CINCINNATI	L	4-6 (11)	21-18
22	at Tennessee Tech	W	11-7	22-18
24	at Houston	L	0-5	22-19
25	at Houston	L	5-9	22-20
26	at Houston	W	8-3	23-20
28	at Austin Peay State	W	4-2	24-20

MAY

1	UNC CHARLOTTE	W	16-15	25-20
2	UNC CHARLOTTE	L	7-9	25-21
3	UNC CHARLOTTE	L	6-15	25-22
5	at Kentucky	W	10-5	26-22
8	at Saint Louis	W	14-7	27-22
9	at Saint Louis	W	10-3	28-22
10	at Saint Louis	W	6-4	29-22
13	#vs. UAB	W	9-8	30-22
14	#vs. Tulane	L	2-13	30-23
15	#vs. UAB	W	11-6	31-23
16	#vs. Tulane	L	3-6	31-24

*at Conference USA Championship, New Orleans, La.



Louisville

1998 STATISTICS

BATTING

PLAYER	AVG	GP-GS	AB	R	H	2B	3B	HR	RBI	TB	SL%	BB	HBP	SO	GDP	OB%	SF	SH	SB-SBA	PO	A	E	FLD%
McAuley	.389	51-51	198	53	77	18	4	10	54	133	.672	25	3	27	4	.461	2	4	7-12	308	41	15	.959
Voshell	.370	55-55	230	62	85	22	5	4	41	129	.561	25	3	32	5	.431	4	2	9-10	78	148	13	.946
Lorenz	.367	55-55	221	41	81	24	7	6	55	137	.620	25	1	44	6	.431	1	0	0-1	546	41	11	.982
Baldwin	.320	50-46	172	39	55	14	2	0	27	73	.424	29	2	46	5	.422	1	3	3-9	53	58	12	.902
Partin	.313	25-18	67	13	21	3	0	1	9	27	.403	7	1	16	2	.382	1	2	0-0	1	9	3	.769
Harper	.312	55-55	218	57	68	15	2	14	65	129	.592	35	4	54	7	.416	0	1	1-2	98	5	6	.945
L. Williams	.296	49-47	179	31	53	11	3	9	38	97	.542	22	1	45	3	.373	2	4	1-2	76	4	1	.988
Hilpp	.279	34-29	104	21	29	4	0	3	20	42	.404	12	2	21	4	.364	0	2	2-4	42	1	1	.977
Detweiler	.261	40-36	134	31	35	3	3	1	16	47	.351	29	6	34	3	.414	0	2	4-5	63	3	4	.943
Kahoolii	.252	55-55	226	39	57	12	1	2	28	77	.341	21	3	51	8	.320	3	4	5-8	95	205	21	.935
Ramirez	.227	15-3	22	1	5	1	0	0	3	6	.273	2	1	4	3	.320	0	0	0-0	11	0	0	1.000
Quigley	.218	26-24	78	7	17	4	0	0	4	21	.269	6	1	15	3	.282	0	2	0-0	14	37	9	.850
Spiezio	.180	26-13	61	7	11	2	0	1	5	16	.262	6	1	19	0	.265	0	3	1-1	5	25	4	.882
Taylor	.171	17-8	35	4	6	2	1	0	6	10	.286	3	0	15	1	.237	0	1	0-0	36	3	0	1.000
Totals	.308	55-55	1945	406	600	135	28	51	371	944	.485	247	29	423	54	.392	14	30	33-54	1451	668	106	.952
Opponents	.318	55-55	2040	413	649	141	22	55	369	999	.490	227	28	347	48	.392	10	25	56-78	1428	585	83	.960

PITCHING

Name	ERA	W-L	APP	GS	CG	SHO/CBO	SV	IP	H	R	ER	BB	SO	2B	3B	HR	BF	B/Avg	WP	HBP	BK	SFA	SHA
Raithel	3.54	2-1	25	0	0	0/0	10	48.1	41	24	19	25	58	10	1	4	183	.224	7	1	0	2	2
Green	4.31	4-3	19	5	1	0/1	1	62.2	62	36	30	37	40	8	2	2	237	.262	8	7	0	0	4
Stauffer	4.76	7-7	16	14	2	0/0	0	87.0	119	66	46	19	48	20	3	12	364	.327	3	2	2	0	7
Bentley	5.74	8-4	13	13	1	0/0	0	80.0	103	63	51	32	60	22	2	15	332	.310	9	8	0	2	6
Salmon	6.08	1-0	16	2	0	0/1	0	23.2	35	24	16	16	19	9	0	6	109	.321	1	1	4	1	1
Aucella	6.49	1-1	9	5	1	0/0	0	26.1	46	26	19	14	19	13	2	3	119	.387	3	0	0	1	3
Hoover	6.68	1-1	15	3	0	0/1	0	32.1	46	28	24	11	21	15	2	2	139	.331	4	0	0	2	0
D. Williams	7.64	2-3	12	6	0	0/0	0	33.0	56	37	28	20	25	12	2	1	154	.364	5	3	0	0	0
Possidento	7.85	3-1	17	4	0	0/0	0	28.2	43	31	25	16	14	10	4	3	126	.341	7	3	1	0	2
Hess	9.28	1-1	16	0	0	0/0	0	21.1	32	25	22	9	20	5	1	3	97	.330	1	3	0	0	0
Mattingly	9.75	0-0	17	0	0	0/1	0	24.0	39	26	26	11	10	7	2	4	104	.375	0	0	0	2	0
Fife	11.25	1-1	5	1	0	0/0	0	8.0	11	11	10	10	7	3	0	0	33	.333	2	0	0	0	0
Castellvi	11.88	0-1	5	2	0	0/1	0	8.1	16	16	11	7	6	7	1	0	43	.372	0	0	1	0	0
Totals	6.08	31-24	55	55	5	1/1	11	483.2	649	413	327	227	347	141	22	55	2040	.318	50	28	8	10	25
Opponents	6.67	24-31	55	55	6	2/0	1	476.0	600	406	353	247	423	135	28	51	1945	.308	61	29	6	14	30



Memphis

QUICK FACTS

Location: Memphis, Tenn.
 Founded: 1912
 Enrollment: 20,100
 Nickname: Tigers
 Colors: Blue and Gray
 Home Field: Nat Buring Stadium (2,000)
 Dimensions: 320 L, 380 C, 320 R
 President: Dr. V. Lane Rawlins
 FAR: Nate Essex
 Athletics Director: R.C. Johnson
 Senior Woman Administrator: Lynn Parkes

SPORTS INFORMATION

Baseball SID: Jamie Bataille
 Office Phone: 901/678-2337
 E-mail: jbatall@memphis.edu
 FAX: 901/678-4134
 Bataille at Home: 901/375-2530
 Press Box: 901/678-2862



Jeff Hopkins
Memphis State '74

Career Record: 196-144 (6)
 Record at Memphis: 196-144 (6)
 Associate Head Coach: Rob McDonald
 (Murray State '84)
 Assistant: Eric Page (Rollins '94)
 Office Phone: 901/678-2452

BASEBALL FACTS

1998 Record: 24-31
 1998 C-USA Record: 12-15
 1998 C-USA Tournament: 1-2
 1998 Postseason: None
 NCAA Appearances: 4
 NCAA Record: 8-8
 All-Time Record: 1228-795-13 (.610)
 Letterwinners Returning/Lost: 4/10
 Starters Returning/Lost: 3/5

ROSTER

No.	Name	Pos.	B/T	Ht.	Wt.	Yr.	Hometown/HS or JC
1	Keno Anderson	CF	R-R	5-9	175	Fr.	Covington, TN/Covington
41	Russ Bratton	RHP	R-R	6-6	235	Sr.	Columbia, TN/Columbia
33	Sean Carlson	RHP	R-R	6-5	210	Jr.	Gilroy, CA/Canada College
29	Jason Carter	RHP	R-R	6-3	205	Jr.	Mobile, AL/ Wallace State JC
36	Joshua Cartwright	RHP/SS	R-R	6-2	175	Fr.	Clarksville, TN/Clarksville
21	Henry Castor	LHP/OF	L-L	6-2	200	Jr.	Indianapolis, IN/Lincoln Trail Coll.
12	Wes Crane	OF	L-L	6-0	180	Jr.	Evanston, IL/Fordham
5	Jeffrey Curtis	2B	R-R	5-9	160	Jr.	Jacksonville, IL/Jacksonville
7	Ben Davis	OF	R-R	5-8	180	Jr.	Memphis, TN/Christian Brothers
10	Layne Dawson	RHP	R-R	6-2	170	So.	Somerville, TN/Fayette Academy
23	Jay Fik	1B	L-L	6-5	225	Fr.	Memphis, TN/Christian Brothers
11	Stephen Frix	IF	R-R	6-0	170	Jr.	Memphis, TN/Shelby State CC
14	Craig Hopkins	C	R-R	5-10	205	Jr.	Memphis, TN/Houston
30	Craig House	P/IB/OF	R-R	6-2	210	Sr.	Memphis, TN/Christian Brothers
34	Phillip Isaacman	RHP	R-R	6-3	210	Sr.	Memphis, TN/Shelby State CC
31	Jonathan Leicester	3B/RHP	R-R	6-2	210	So.	Pacific Palisades, CA/Charter
18	Tony Lomeli	OF	L-L	5-11	189	Jr.	Patterson, CA/Modesto JC
17	Jason Lovell	3B	R-R	6-1	198	Sr.	Columbia, TN/Columbia St CC
2	Sam Neely	RHP	R-R	6-0	180	So.	Jackson, TN/Northside
32	Scott Neely	OF	R-R	5-9	195	Sr.	Nashville, TN/Aquinas JC
44	Joshua Padgett	LHP	L-L	6-2	240	Jr.	Memphis, TN/Shelby State CC
39	Mike Poor	1B	R-R	6-5	250	Sr.	El Segundo, CA/LA Harbor CC
3	Paul Reuer	IF/OF	R-R	5-11	175	Fr.	Schaumburg, IL/Shauburg
4	Nick Roberts	SS/2B	R-R	5-9	178	So.	Guston, KY/Meade Co.
9	Nate Sams	OF/IB	R-R	6-3	205	Jr.	Clinton, IL/Lake Land CC
16	Barrett Smith	C	R-R	6-2	220	Fr.	Memphis, TN/White Station
15	Josh Stewart	LHP	L-L	6-3	210	Jr.	Ledbetter, KY/Livingston Central
45	Patrick Stiles	RHP	R-R	6-2	235	Sr.	Fayette, AL/Fayette County
24	Randall Tatum	OF	R-R	5-10	180	So.	Memphis, TN/Shelby State CC
6	Justin Thomas	3B	R-R	6-1	200	Fr.	Memphis, TN/Briarcrest
25	Daniel Ugula	SS	R-R	5-11	190	Fr.	Columbia, TN/Columbia Central



Russ Bratton



Jason Lovell



Memphis

1999 SCHEDULE

FEBRUARY

19	NORTHEAST LOUISIANA	2:00p
20	NORTHEAST LOUISIANA	1:00p
21	NORTHEAST LOUISIANA	1:00p
23	at UT Martin	2:00p
	<i>at Service Academies Classic, Millington, Tenn.</i>	
26	vs. Army	6:00p
27	vs. Connecticut	3:00p
27	vs. West Virginia	6:00p
28	Championship	TBA

MARCH

2	ARKANSAS-PINE BLUFF (DH)	1:00p
	<i>at Evansville Tournament, Evansville, Ind.</i>	
5	vs. Eastern Michigan	12:00p
6	vs. Dayton	12:00p
7	at Evansville	12:00p
9	MIDDLE TENNESSEE STATE	7:00p
10	MIDDLE TENNESSEE STATE	2:00p
16	MOREHEAD STATE	7:00p
17	at Arkansas State	7:00p
19	at South Florida	6:00p
20	at South Florida	Noon
21	at South Florida	Noon
23	at Murray State	2:00p
24	SOUTHEAST MISSOURI	6:00p
26	SOUTHERN MISS	7:00p
27	SOUTHERN MISS	1:00p
28	SOUTHERN MISS	1:00p
30	at Middle Tennessee State	7:00p
31	at Middle Tennessee State	3:00p

APRIL

2	HOUSTON	7:00p
3	HOUSTON	1:00p
4	HOUSTON	1:00p
5	MURRAY STATE	6:00p
7	at Mississippi	7:00p
9	CINCINNATI	7:00p
10	CINCINNATI	7:00p
11	CINCINNATI	1:00p
13	at Vanderbilt	7:00p
14	at Austin Peay	6:30
16	at UAB	7:05
17	at UAB	2:05
18	at UAB	1:05
20	UT MARTIN	7:00p
21	MISSISSIPPI	7:00p
23	at Tulane	6:30
24	at Tulane	2:00p
25	at Tulane	1:00p
27	AUSTIN PEAY	6:30
28	ARKANSAS STATE	7:00p
30	LOUISVILLE	7:00p

MAY

2	LOUISVILLE	1:00p
2	LOUISVILLE	1:00p
7	at UNC Charlotte	5:00p
8	at UNC Charlotte	5:00p
9	at UNC Charlotte	Noon
12	at Southeast Missouri	6:00p
14	SAINT LOUIS	7:00p
15	SAINT LOUIS	7:00p
16	SAINT LOUIS	1:00p
19-23	<i>at Conference USA Championship Millington, Tenn.</i>	

1998 RESULTS

FEBRUARY

20	EVANSVILLE	L	5-6	0-1
21	EVANSVILLE	W	7-5	1-1
24	SE MISSOURI STATE	W	6-5	2-1
27	vs. Air Force	W	3-2	3-1
28	vs. West Virginia	L	1-8	3-2
28	vs. Mississippi	W	4-1	4-2

MARCH

1	vs. Army	W	15-4	5-2
3	at (8) Mississippi State	L	7-8	5-3
4	at (8) Mississippi State	L	1-9	5-4
12	at Southeast Missouri St.	L	0-7	5-5
13	at Saint Louis	L	0-3	5-6
14	at Saint Louis	W	12-1	6-6
15	at Saint Louis	W	4-3	7-6
18	at Murray State	W	13-10	8-6
20	at Louisville	L	6-9	8-7
21	at Louisville	W	3-1	9-7
22	at Louisville	W	8-5	10-7
24	MIDDLE TENN. STATE	W	11-2	11-7
25	MIDDLE TENN. STATE	W	18-12	12-7
27	UNC CHARLOTTE	W	5-3	13-7
28	UNC CHARLOTTE	L	9-22	13-8
29	UNC CHARLOTTE	L	8-16	13-9
31	TENN.- MARTIN	L	2-4	13-10

APRIL

1	MURRAY STATE	W	11-1	14-10
3	at Southern Miss	L	2-3	14-11
4	at Southern Miss	L	5-13	14-12
5	at Southern Miss	L	1-10	14-13
7	AUSTIN PEAY	L	1-11	14-14
10	SOUTH FLORIDA	L	7-8	14-15
11	SOUTH FLORIDA	W	7-5	15-15
12	SOUTH FLORIDA	W	9-6	16-15
14	at Middle Tennessee St.	L	10-17	16-16
15	at Middle Tennessee St.	L	9-19	16-17
17	(19) TULANE	L	0-5	16-18
19	(19) TULANE	W	4-2	17-18
19	(19) TULANE	L	3-7	17-19
20	ARKANSAS - PINE BLUFF	W	12-0	18-19
20	ARKANSAS- PINE BLUFF	W	4-3	19-19
21	MISSISSIPPI	L	4-20	19-20
22	at Austin Peay	L	2-9	19-21
24	at Cincinnati	W	5-1	20-21
25	at Cincinnati	W	11-6	21-21
26	at Cincinnati	W	14-10	22-21
28	at Mississippi	L	0-6	22-22
29	at Arkansas State	L	3-8	22-23

MAY

1	UAB	L	3-4 (10)	22-24
2	UAB	W	9-6	23-24
3	UAB	L	1-7	23-25
6	ARKANSAS STATE	L	4-7	23-26
8	at Houston	L	0-6	23-27
9	at Houston	L	3-10	23-28
10	at Houston	L	3-9	23-29
12	#vs. Cincinnati	W	6-5	24-29
13	#vs. Houston	L	2-3	24-30
14	#vs. Southern Miss	L	6-7	24-31

*at Conference USA Championship, New Orleans, La.



Memphis

1998 STATISTICS

BATTING

PLAYER	AVG	GP-GS	AB	R	H	2B	3B	HR	RBI	TB	SL%	BB	HBP	SO	GDP	OB%	SF	SH	SB-SBA	PO	A	E	FLD%
Hiles	.318	55-54	223	38	71	12	3	2	28	95	.426	15	4	33	4	.372	0	2	5-9	121	13	5	.964
Davis	.300	15-0	10	4	3	0	0	0	0	3	.300	0	0	3	0	.300	0	0	0-0	0	0	0	.000
Meadows	.297	54-54	185	27	55	9	0	1	22	67	.362	9	2	32	1	.335	1	5	5-7	80	149	15	.939
Cutchlow	.296	41-30	108	20	32	2	0	5	16	49	.454	15	4	33	1	.402	0	1	5-6	188	23	5	.977
Ballard	.290	40-30	107	15	31	10	0	0	15	41	.383	7	4	28	1	.356	0	1	0-1	138	10	6	.961
Becerra	.278	55-55	209	45	58	12	0	16	49	118	.565	27	7	52	4	.376	2	0	7-8	85	3	5	.946
House	.275	54-53	200	38	55	8	0	7	29	84	.420	18	12	32	3	.366	2	2	12-18	78	23	4	.962
Barbara	.261	48-48	165	26	43	6	1	2	21	57	.345	28	10	35	2	.395	2	1	9-11	30	1	2	.935
Lovell	.259	48-43	162	21	42	8	1	9	35	79	.488	17	1	45	3	.330	2	1	2-5	115	68	17	.915
Leicester	.244	48-33	127	17	31	6	0	2	20	43	.339	12	2	42	7	.315	2	1	4-6	25	65	17	.841
Damwijk	.234	49-49	192	45	45	9	1	10	26	86	.448	21	2	37	3	.312	3	3	1-1	89	146	18	.929
Poor	.209	41-26	91	8	19	6	0	2	8	31	.341	21	4	36	1	.379	0	2	1-2	256	25	6	.979
Roberts	.200	7-2	10	2	2	1	0	0	1	3	.300	2	0	2	0	.333	0	0	0-0	6	11	0	1.000
Messerly	.188	31-19	64	2	12	3	1	0	7	17	.266	6	1	21	1	.264	1	0	1-1	131	17	3	.980
Hopkins	.000	7-0	4	1	0	0	0	0	0	0	.000	1	0	2	0	.200	0	0	0-0	5	0	0	1.000
Totals	.269	55-55	1857	309	499	92	7	56	277	773	.416	199	53	433	31	.354	15	19	52-75	1380	610	106	.949
Opponents	.289	55-55	1825	380	527	139	5	59	338	853	.467	233	38	319	49	.376	29	29	64-88	1397	524	90	.955

PITCHING

Name	ERA	W-L	APP	GS	CG	SHO/CBO	SV	IP	H	R	ER	BB	SO	2B	3B	HR	BF	B/Avg	WP	HBP	BK	SFA	SHA
Hiles	3.21	2-3	18	0	0	0/0	5	28.0	21	12	10	14	27	6	0	2	101	.208	4	4	0	0	1
House	3.33	4-8	15	14	3	0/0	1	94.2	89	52	35	42	83	32	0	4	356	.250	5	11	0	5	7
Leicester	3.48	2-0	9	1	0	0/1	1	20.2	21	12	8	6	9	3	0	2	79	.266	2	1	0	2	1
Hecker	4.94	3-3	17	6	0	0/0	0	54.2	60	39	30	17	36	14	1	9	218	.275	6	3	1	2	3
Stiles	5.03	1-0	9	1	0	0/0	0	19.2	14	13	11	11	25	4	0	3	67	.209	3	1	1	3	1
McKnight	5.63	2-2	17	0	0	0/0	1	24.0	28	22	15	20	11	5	0	5	93	.301	1	3	0	2	3
Beck	6.75	2-0	20	0	0	0/0	1	40.0	57	36	30	23	17	12	1	5	170	.335	6	2	0	1	1
Dawson	7.18	3-3	18	7	0	0/0	0	57.2	76	55	46	19	23	21	0	9	234	.325	5	5	1	4	4
Stewart	8.41	1-5	14	13	0	0/0	0	40.2	49	43	38	27	32	8	1	7	165	.297	3	4	1	3	3
Isaacman	8.79	1-0	12	0	0	0/1	0	14.1	21	20	14	6	7	7	0	2	64	.328	4	2	0	1	1
Brafton	8.94	2-7	17	13	0	0/0	0	51.1	77	60	51	34	40	23	2	7	223	.345	8	0	0	4	3
Neely	9.42	1-0	9	0	0	0/0	0	14.1	14	16	15	14	9	4	0	4	55	.255	1	2	0	2	1
Totals	5.93	24-31	55	55	3	1/1	9	460.0	527	380	303	233	319	139	5	59	1825	.289	48	38	4	29	29
Opponents	5.14	31-24	55	55	10	5/1	6	465.2	499	309	266	199	433	92	7	56	1857	.269	43	53	4	15	19



UNC Charlotte

QUICK FACTS

Location: Charlotte, N.C.
 Founded: 1946
 Enrollment: 15,895
 Nickname: 49ers
 Colors: Green and White
 Home Field: Tom & Lib Phillips Field (2,000)
 Dimensions: 335 L, 390 C, 335 R
 Chancellor: Dr. J. H. Woodward
 FAR: Dr. David Goldfield
 Athletics Director: Judy Rose
 SWA: Kim Whitestone

SPORTS INFORMATION

Baseball SID: Brent Stastny
 Office Phone: 704/510-6313
 E-mail: bmstastn@email.uncc.edu
 FAX: 704/547-4918
 Stastny at Home: 704/721-4045
 Press Box: 704/547-3148



Loren Hibbs
Wichita State '84



Career Record: 195-153-1 (6)
 Record at UNCC: 195-153-1 (6)
 Assistants: Greg Brummet
 (Wichita St. '91), Gerald Parr
 Office Phone: 704/547-3935

ROSTER

No.	Name	Pos.	B/T	Ht.	Wt.	Yr.	Hometown/HS or JC
27	Christian Amorosi	C	R/R	6-2	195	Fr.	Herndon, Va./Bishop O'Connell
31	Ryan Baker	P	R/R	6-0	195	Jr.	Linthicum, MD/Mount Saint Joseph's
2	Brian Bowman	OF	R/R	5-8	165	Fr.	Lexington, NC/North Davidson
8	Adam Childs	OF	R/R	6-0	170	Fr.	Cary, NC/Cary
29	Dan Donnick	P	R/R	6-2	190	Sr.	Waldorf, MD/LaPlata
32	Matt Dryer	INF	R/R	6-3	190	Fr.	Rochester, NY/McQuaid Jesuit
18	Brannon Hamby	P	R/R	6-2	180	Fr.	Icard, NC/East Burke
37	Cory Hanson	INF	R/R	6-2	185	Jr.	Rockton, IL/Rock Valley JC
7	Jason Hill	1B	L/L	6-2	220	Sr.	Charlotte, NC/West Charlotte
9	Thomas Hopkins	OF	L/L	6-0	190	Jr.	Charlotte, NC/West Charlotte
28	Matt Johnson	P	R/L	6-4	190	Fr.	Boone, NC/Watauga
14	John McKay	P	R/R	6-3	200	Jr.	Baltimore, MD/Calvert Hall
33	Josh McMillen	OF	L/L	6-0	185	Jr.	Clearwater, KS/Cowley County JC
20	Tim Nalls	INF	L/R	6-1	180	Fr.	Tampa, FL/Tampa Jesuit
34	Jacob Noble	P	R/R	6-2	190	Jr.	Norwood, NC/South Stanly
44	Michael Park	P	R/R	6-3	215	So.	Mooreville, NC/Mooreville Senior
22	Paul Poplin	P	R/R	6-0	180	Jr.	Norwood, NC/South Stanly
11	Bubba Pfister	INF	R/R	5-11	165	Fr.	Louisville, KY/Pleasure Ridge Park
16	Victor Puentes	OF	R/R	5-8	150	So.	Stafford, Va./North Stafford
30	Jeff Radziewicz	OF	L/L	6-3	220	So.	Easton, MD/Easton
25	Josh Reichenberg	P	R/R	6-4	220	Fr.	Charlotte, NC/North Mecklenburg
6	Eric Shanks	INF	R/R	5-11	165	So.	Charlotte, NC/West Charlotte
19	Ryan Sharp	P	R/R	6-2	190	Jr.	Salisbury, NC/North Rowan
13	Bradley Smith	INF	R/R	6-0	175	Jr.	Baxter Springs, KS/Cowley County JC
17	Brett Sotherly	OF	L/R	5-9	165	So.	Asheboro, NC/Asheboro
35	Kirby Southerland	C	R/R	6-3	220	Jr.	Mt. Olive, NC/Southern Wayne
12	Jason Stanford	P	L/L	6-2	195	Sr.	Tucson, AZ/Barton County JC
26	Brion Treadway	P	R/R	6-4	205	So.	Oxford, OH/Badin
10	Josh White	C	R/R	5-11	195	Jr.	Topeka, KS/Barton County JC
38	John Whittington	P	R/R	6-0	185	Sr.	Upper Marlboro, MD/Riverdale Baptist

BASEBALL FACTS

1998 Record: 43-19
 1998 C-USA Record: 19-8
 1998 C-USA Tournament: 3-1
 1998 Postseason: NCAA (0-2)
 NCAA Appearances: 2
 NCAA Record: 0-4
 All-Time Record: 559-509-4 (.521)
 Letterwinners Returning/Lost: 16/10
 Starters Returning/Lost: 5/5



Jason Hill



John McKay



UNC Charlotte

1999 SCHEDULE

FEBRUARY

10	at Furman	3:00p
13	at Mississippi State	2:00p
14	at Mississippi State	2:30p
19	vs. George Mason	11:00a
20	vs. Virginia Commonwealth	11:00a
21	at UNC Wilmington	5:00p
23	at Wake Forest	1:00p
27	HOWARD (DH)	1:00p
28	HOWARD	TBA

MARCH

5	CLEVELAND STATE	5:00p
6	CLEVELAND STATE	1:00p
7	CLEVELAND STATE	1:00p
9	UNC WILMINGTON	3:00p
12	KENT	5:00p
13	KENT	1:00p
14	KENT	1:00p
16	at Charleston Southern	3:00p
17	ALBANY	6:00p
19	TULANE	6:00p
20	TULANE	1:00p
21	TULANE	1:00p
23	NORTH CAROLINA A&T	6:00p
26	at Houston	8:00p
27	at Houston	8:00p
28	at Houston	2:00p
30	UNC-GREENSBORO	6:00p
31	FURMAN	6:00p

APRIL

2	at Saint Louis	8:00p
3	at Saint Louis	3:00p
4	at Saint Louis	2:00p
7	OLD DOMINION	6:00p
9	SOUTH FLORIDA	6:00p
10	SOUTH FLORIDA	1:00p
11	SOUTH FLORIDA	1:00p
13	HIGH POINT	6:00p
14	at North Carolina	7:00p
16	LOUISVILLE	6:00p
17	LOUISVILLE	1:00p
18	LOUISVILLE	1:00p
21	CHARLESTON SOUTHERN	6:00p
23	at UAB	8:00p
24	at UAB	3:00p
25	at UAB	2:00p
28	WAKE FOREST	6:00p
30	at Southern Miss	7:30p

MAY

1	at Southern Miss	4:00p
2	at Southern Miss	2:00p
4	at UNC Greensboro	6:00p
7	MEMPHIS	6:00p
8	MEMPHIS	1:00p
9	MEMPHIS	1:00p
12	GEORGIA SOUTHERN	6:00p
14	at Cincinnati	6:00p
15	at Cincinnati	1:00p
16	at Cincinnati	1:00p
18-23	at Conference USA Championship Millington, TN	

1998 RESULTS

FEBRUARY

8	MOREHEAD STATE	W	8-0	1-0
8	MOREHEAD STATE	W	6-5 (10)	2-0
9	MOREHEAD STATE	W	6-2	3-0
14	PENN STATE	L	5-7	3-1
14	PENN STATE	W	16-3	4-1
15	PENN STATE	W	15-1	5-1
18	at Davidson	W	11-5	6-1
20	at (13) Auburn	L	9-13	6-2
21	at (13) Auburn	L	5-23	6-3
26	at (13) Clemson	L	7-11	6-4
28	HOWARD	W	6-5	7-4
28	HOWARD	W	13-1	8-4

MARCH

1	HOWARD	W	22-3	9-4
3	at (24) Georgia Tech	L	4-12	9-5
6	WILLIAM & MARY	L	7-9	9--6
7	WILLIAM & MARY	W	9-8	10-6
11	at Wofford	W	6-2	11-6
13	UAB	L	2-5	11-7
14	UAB	L	8-12	11-8
15	UAB	L	8-13	11-9
18	BELMONT (Tenn.)	W	19-6	12-9
20	at Tulane	L	1-2 (11)	12-10
21	at Tulane	W	5-2	13-10
22	at Tulane	L	5-28	13-11
24	at Wake Forest	W	7-0	14-11
25	NORTH CAROLINA A&T	W	23-3	15-11
27	at Memphis	L	3-5	15-12
28	at Memphis	W	22-9	16-12
29	at Memphis	W	16-8	17-12
31	CHARLESTON SO.	W	10-8	18-12

APRIL

1	CHARLESTON SO.	W	13-8	19-12
4	HOUSTON	W	7-6	20-12
4	HOUSTON	W	8-3	21-12
5	HOUSTON	W	11-4	22-12
7	WOFFORD	W	5-2	23-12
8	COLL. OF CHARLESTON	W	12-5	24-12
10	SOUTHERN MISS	L	5-12	24-13
11	SOUTHERN MISS	W	10-8	25-13
12	SOUTHERN MISS	W	7-6	26-13
14	OLD DOMINION	L	2-5	26-14
15	OLD DOMINION	W	12-6	27-14
17	SAINT LOUIS	W	14-1	28-14
18	SAINT LOUIS	W	5-1	29-14
18	SAINT LOUIS	W	7-4	30-14
22	DAVIDSON	L	4-6	30-15
24	at South Florida	W	14-8	31-15
25	at South Florida	W	8-6	32-15
26	at South Florida	W	5-2	33-15
29	WAKE FOREST	W	4-3	34-15
29	WAKE FOREST	W	7-6	35-15

MAY

1	at Louisville	L	15-16	35-16
2	at Louisville	W	9-7	36-16
3	at Louisville	W	15-6	37-16
7	CINCINNATI	W	14-3	38-16
8	CINCINNATI	W	13-2	39-16
9	CINCINNATI	W	13-0	40-16
13	#vs. Southern Miss	W	13-3	41-16
14	#vs. Houston	W	6-5	42-16
16	#vs. Southern Miss	W	6-5	43-16
17	#vs. Tulane	L	3-5	43-17
21	&at (12) Texas A&M	L	0-17	43-18
22	&vs. (23) Oral Roberts	L	13-20	43-19

*at Conference USA Championship, New Orleans, La.
&NCAA Championship (College Station, Texas)

HOME GAMES IN CAPS. Conference games in bold. All times Eastern.



UNC Charlotte

1998 STATISTICS

BATTING

PLAYER	AVG	GP-GS	AB	R	H	2B	3B	HR	RBI	TB	SL%	BB	HBP	SO	GDP	OB%	SF	SH	SB-SBA	PO	A	E	FLD%
Cuthbertson	1.000	2-0	1	0	1	0	0	0	0	1	1.000	0	0	0	0	1.000	0	0	0-0	0	0	0	.000
Robinson	.424	62-62	250	79	106	32	2	19	100	199	.796	49	2	18	10	.510	7	0	2-3	32	107	11	.927
Matan	.401	62-61	257	66	103	19	3	27	95	209	.813	27	5	32	8	.456	7	0	7-10	115	0	3	.975
Hammond	.398	62-62	251	84	100	15	2	5	45	134	.534	53	4	30	7	.506	2	0	17-19	89	170	18	.935
Hopkins	.356	46-31	118	19	42	6	1	0	14	50	.424	9	1	25	1	.400	2	0	3-4	36	1	1	.974
Diacio	.354	62-61	229	59	81	14	3	2	40	107	.467	29	4	34	4	.430	3	3	31-37	105	4	2	.982
Hill, K	.333	5-0	3	2	1	0	0	0	1	1	.333	1	0	2	0	.500	0	0	1-1	0	0	0	.000
Hill, J	.326	62-62	258	59	84	24	2	14	73	154	.597	22	5	65	8	.384	4	0	1-2	541	36	8	.986
Parr	.305	62-62	233	84	71	15	1	7	33	109	.468	64	2	50	4	.451	5	7	41-48	120	186	11	.965
Haywood	.289	50-36	135	26	39	8	1	7	34	70	.519	19	8	43	3	.402	2	0	4-6	4	2	1	.857
Radziewicz	.271	30-20	85	11	23	4	0	0	15	27	.318	13	0	26	1	.364	1	0	2-5	0	0	0	.000
Snotherly	.250	15-0	8	3	2	1	0	0	1	3	.375	0	0	4	0	.250	0	1	0-0	2	1	1	.750
Southerland	.238	62-61	239	41	57	15	0	13	51	111	.464	10	11	62	3	.299	1	0	1-1	489	49	11	.980
Puentes	.224	56-16	67	21	15	2	0	1	4	20	.299	19	0	20	0	.391	1	3	3-5	37	3	1	.976
Decola	.212	18-7	33	4	7	0	0	0	4	7	.212	2	2	10	1	.289	1	0	1-1	21	1	0	1.000
Shanks	.113	24-17	53	7	6	1	0	0	5	7	.132	6	1	11	3	.213	1	2	1-1	17	4	3	.875
Totals	.332	62-62	2220	565	738	156	15	95	515	1209	.545	323	45	432	53	.421	37	16	115-143	1636	645	85	.964
Opponents	.284	62-62	2153	399	611	119	10	73	369	969	.450	270	34	506	48	.370	17	22	60-84	1584	645	105	.955

PITCHING

Name	ERA	W-L	APP	GS	CG	SHO/CBO	SV	IP	H	R	ER	BB	SO	2B	3B	HR	BF	B/Avg	WP	HBP	BK	SFA	SHA
Murray	0.00	0-0	1	0	0	0/0	0	0.1	1	0	0	1	1	0	0	0	2	.500	0	0	0	0	0
Baker	.4.81	8-1	19	16	1	0/2	0	106.2	104	70	57	52	89	20	4	14	400	.260	1	4	1	3	3
Treadway	.5.19	5-4	29	0	0	0/1	5	50.1	48	31	29	28	56	13	1	5	194	.247	11	5	0	2	0
Mckay	.5.30	7-5	18	18	3	0/0	0	113.2	117	73	67	44	138	25	3	15	442	.265	9	6	1	2	4
Noble	.5.40	0-0	4	1	0	0/0	0	6.2	10	5	4	3	7	0	0	0	29	.345	0	1	0	0	0
Stanford	.5.50	10-3	22	12	4	1/0	1	108.0	112	74	66	52	97	23	0	14	423	.265	11	9	2	4	6
Donnick	5.56	5-2	29	0	0	0/1	5	45.1	57	35	28	23	26	10	1	10	180	.317	5	3	0	1	5
Hamby	.6.75	2-0	11	3	0	0/0	2	33.1	46	28	25	17	33	7	0	4	136	.338	2	1	0	1	1
Poplin	6.95	6-4	15	12	1	0/0	0	66.0	86	55	51	35	45	15	0	9	271	.317	10	5	0	3	3
Whittington	12.79	0-0	6	0	0	0/0	0	6.1	13	9	9	8	8	2	0	0	32	.406	5	0	0	0	0
Reikowski	.13.50	0-0	6	0	0	0/0	0	8.2	17	19	13	7	6	4	1	2	44	.386	2	0	0	1	0
Totals	5.76	43-19	62	62	9	3/2	13	545.1	611	399	349	270	506	119	10	73	2153	.284	56	34	4	17	22
Opponents	8.26	19-43	62	62	1	1/1	8	528.1	738	565	485	323	432	156	15	95	2220	.332	66	45	12	37	16



Saint Louis

QUICK FACTS

Location: St. Louis, Mo.
 Founded: 1818
 Enrollment: 11,038
 Nickname: Billikens
 Colors: Blue and White
 Home Field: Billiken Sports Center (1,000)
 Dimensions: 330 L, 395 C, 330 R
 President: Lawrence Biondi, SJ
 FAR: Dr. Michael Ross
 Athletics Director: Doug Woolard
 Sr. Woman Administrator: Lori Flanagan

SPORTS INFORMATION

Baseball SID: Chuck Yahng
 Office Phone: 314/977-3346
 E-mail: yahngc@wpogate.slu.edu
 FAX: 314/977-7193
 Yahng at Home: 314/909-1148
 Press Box: 314/977-3560



Bob Hughes
 SIU-Edwardsville '75

Career Record: 187-310-1 (10)
 Record at Saint Louis: 187-310-1 (10)
 Assistants: Todd Whaley (Missouri Baptist '91), Mike Barger (Saint Louis '93)
 Office Phone: 314/977-3172

BASEBALL FACTS

1998 Record: 10-38
 1998 C-USA Record: 4-20
 1998 C-USA Tournament: 1-2
 1998 Postseason: None
 NCAA Appearances: 1
 NCAA Record: 3-2
 All-Time Record: 659-938-9 (.417)
 Letterwinners Returning/Lost: 19/8
 Starters Returning/Lost: 7/2

ROSTER

No.	Name	Pos.	B/T	Ht.	Wt.	Yr.	Hometown/HS or JC
28	Adam Arriola	OF	R/R	5-9	160	Fr.	Belleville, IL/East
27	John Beale	IF	R/R	5-10	170	Fr.	Boston, MA
29	Chris Braun	P	R/R	6-10	225	Fr.	Waterloo, IL/Gibault
4	Mark Campbell	P/OF	L/L	5-10	185	Sr.	Chesterfield, MO/Parkway Central
5	Eric Constable	OF	R/R	5-10	165	So.	Chesterfield, MO/Marquette
51	Nick Crocker	P/OF	L/L	6-2	200	Jr.	Carlyle, IL/Carlyle
20	Dustin Deschamp	C	L-R	6-2	195	So.	Chesterfield, MO/Marquette
44	Jonathon Estes	P	L-R	6-4	200	Fr.	St. Charles, MO/Francis Howell North
8	Kurt Evans	OF	L/L	5-11	180	Fr.	Germantown, TN/Christian Brothers
11	Brian Haddock	1B	L/L	5-10	170	Jr.	St. Louis, MO/SLUH
35	Jeremiah Harrington	P	R/R	6-5	190	So.	Los Angeles, CA/Palmsades
45	Brad Henry	P/OF	L/L	6-2	205	So.	Mt. Sterling, IL/Brown County
3	Ben Hutton	P	R/R	6-0	180	Fr.	Edwardsville, IL/Edwardsville
26	James Hutton	C/P	R/R	6-0	185	Fr.	Edwardsville, IL/Edwardsville
34	Wes Jaillet	P	L-R	6-3	180	Fr.	Wildwood, MO/Lafayette
51	Brett Katz	IF	R/R	6-3	230	Fr.	St. Louis, MO/Parkway North
2	John McLaughlin	OF	R/R	6-0	185	So.	Glencoe, MO/Eureka
16	Ben Nelson	IF	R/R	6-3	205	Sr.	St. Louis, MO/Lutheran North
44	Mike Orrico	IF	L/L	6-0	190	So.	Boca Raton, FL/Olympic Heights
27	Mike Rieke	P	R/R	6-0	170	So.	Kansas City, MO/Rockhurst
34	Jason Schlautman	IF	R/R	6-1	195	Jr.	Chesterfield, MO/DeSmet
24	Adam Shea	C	S/R	6-1	200	Jr.	Chesterfield, MO/DeSmet
10	Brandon Shockley	IF	L-R	6-1	165	So.	Chesterfield, MO/Parkway Central
33	Daniel Shouse	P	L/L	6-3	200	So.	Ballwin, MO/Marquette
6	Nick Steiner	IF	R/R	5-11	175	So.	Chesterfield, MO/Parkway Central
21	Ryan Warnecke	P	R/R	6-2	200	Jr.	Highland, IL/Belleville Area College
18	Brad Wehrfritz	P	R/R	6-1	175	Fr.	Chesterfield, MO/Parkway Central
15	Nick Weissing	P	R/R	6-1	165	Fr.	Boca Raton, FL/Olympic Heights
7	Jason Wood	OF	R/R	6-0	170	Sr.	Granite City, IL/Granite City
9	Matt Wunderlich	C	R/R	6-0	190	Sr.	St. Louis, MO/SLUH



Mark Campbell



Brandon Shockley



Saint Louis

1999 SCHEDULE

FEBRUARY		
20	at Murray State (DH)	Noon
21	at Murray State	1:00p
27	at Tennessee Tech	Noon
28	at Tennessee Tech	1:00p
MARCH		
2	EASTERN ILLINOIS	3:00p
3	BRADLEY	3:00p
6	IOWA (DH)	Noon
7	IOWA	Noon
8	vs. Detroit	1:00p
9	vs. Mercer	1:00p
10	vs. Detroit	1:00p
13	WESTERN ILLINOIS (DH)	Noon
14	WESTERN ILLINOIS	1:00p
17	at Missouri	7:00p
19	at Southern Miss	7:00p
20	at Southern Miss	2:00p
21	at Southern Miss	1:00p
23	at Southwest Missouri	2:30p
24	TENNESSEE-MARTIN	7:00p
26	at UAB	7:00p
27	at UAB	7:00p
28	at UAB	1:00p
31	EVANSVILLE	3:00p
APRIL		
2	UNC CHARLOTTE	7:00p
3	UNC CHARLOTTE	2:00p
4	UNC CHARLOTTE	1:00p
6	MISSOURI	7:00p
7	at Bradley	4:00p
9	at Houston	7:00p
10	at Houston	2:00p
11	at Houston	1:00p
13	at Eastern Illinois	3:00p
14	at Southeast Missouri	6:00p
16	SOUTH FLORIDA	7:00p
17	SOUTH FLORIDA	2:00p
18	SOUTH FLORIDA	1:00p
20	SOUTHEAST MISSOURI	6:00p
21	INDIANA STATE	3:00p
23	at Louisville	7:00p
24	at Louisville	2:00p
25	at Louisville	8:00a
27	SOUTHWEST MISSOURI	3:00p
28	SIU-CARBONDALE	3:00p
30	TULANE	7:00p
MAY		
1	TULANE	2:00p
2	TULANE	1:00p
7	CINCINNATI	7:00p
8	CINCINNATI	2:00p
9	CINCINNATI	1:00p
12	at Tennessee-Martin	3:00p
14	at Memphis	7:00p
15	at Memphis	2:00p
16	at Memphis	1:00p
18-23	at Conference USA Championship Millington, Tenn.	

1998 RESULTS

FEBRUARY			
21	at Oral Roberts	L 1-5	0-1
21	at Oral Roberts	L 4-13	0-2
22	at Oral Roberts	L 7-11	0-3
28	at Arkansas-Little Rock	L 5-9	0-4
28	at Arkansas-Little Rock	L 8-15	0-5
MARCH			
1	at Arkansas-Little Rock	L 15-16	0-6
3	at Indiana State	W 14-10	1-6
4	BRADLEY	L 3-8	1-7
5	WESTERN ILLINOIS	L 4-5	1-8
7	NE ILLINOIS	W 3-1	2-8
7	NE ILLINOIS	W 9-6 (8)	3-8
11	at Tenn. Martin	W 12-3	4-8
12	at Arkansas State	L 2-11	4-9
13	MEMPHIS	W 3-0	5-9
14	MEMPHIS	L 1-12	5-10
15	MEMPHIS	L 3-4	5-11
24	at Southwest Mo. St.	L 6-7	5-12
25	(29) MISSOURI	L 2-9	5-13
28	HOUSTON	L 4-8	5-14
29	HOUSTON	W 4-1	6-14
29	HOUSTON	L 0-9	6-15
APRIL			
1	at Southern Illinois	L 2-13	6-16
3	at South Florida	L 3-7	6-17
4	at South Florida	L 10-13	6-18
5	at South Florida	L 11-12	6-19
8	at (30) Missouri	L 4-11	6-20
9	FONTBONNE	L 7-27	6-21
10	UAB	W 10-8	7-21
11	UAB	W 3-1	8-21
12	UAB	L 4-15	8-22
14	at Eastern Illinois	L 2-14	8-23
17	at UNC Charlotte	L 1-14	8-24
18	at UNC Charlotte	L 1-5	8-25
18	at UNC Charlotte	L 4-7	8-26
21	at SE Missouri State	W 8-5	9-26
24	SOUTHERN MISS	L 3-5	9-27
25	SOUTHERN MISS	L 0-14	9-28
26	SOUTHERN MISS	L 6-14	9-29
28	at Bradley	L 9-11	9-30
MAY			
1	at Tulane	L 4-13	9-31
2	at Tulane	L 5-8	9-32
3	at Tulane	L 7-12	9-33
8	LOUISVILLE	L 7-14	9-34
9	LOUISVILLE	L 3-10	9-35
10	LOUISVILLE	L 4-6	9-36
12	#vs. South Florida	W 7-6	10-36
13	#vs. Tulane	L 3-7	10-37
14	#vs. UAB	L 1-4	10-38

#at Conference USA Championship, New Orleans, La.

HOME GAMES IN CAPS. Conference games in bold. All times Central.



Saint Louis

1998 STATISTICS

BATTING

PLAYER	AVG	GP-GS	AB	R	H	2B	3B	HR	RBI	TB	SL%	BB	HBP	SO	GDP	OB%	SF	SH	SB-SBA	PO	A	E	FLD%
Deschamp	.500	2-0	2	0	1	0	0	0	1	1	.500	0	0	0	0	.500	0	0	0-0	0	0	0	.000
Bredensteiner	.353	48-48	170	39	60	12	1	12	44	110	.647	25	1	33	2	.434	2	1	1-3	98	1	4	.961
Campbell	.331	35-34	121	22	40	5	0	0	14	45	.372	15	1	18	0	.409	0	3	11-15	81	1	3	.965
Haddock	.300	13-10	40	9	12	2	0	1	7	17	.425	3	0	4	1	.349	0	0	1-1	90	5	3	.969
Shea	.299	40-39	137	25	41	11	1	5	24	69	.504	14	3	28	1	.369	3	2	3-5	180	21	10	.953
Orrico	.295	36-33	129	12	38	10	0	2	17	54	.419	9	0	22	0	.338	1	1	0-1	54	1	1	.982
Wunderlich	.242	18-10	33	5	8	2	0	0	2	10	.303	6	0	9	0	.359	0	1	2-2	66	10	2	.974
Crocker	.233	38-37	120	17	28	5	0	5	25	48	.400	18	1	40	0	.336	1	1	3-4	195	16	6	.972
Shockley	.231	45-45	143	19	33	5	1	0	14	40	.280	22	1	17	1	.337	0	5	0-2	49	106	21	.881
Hirsch	.231	34-32	104	20	24	4	1	2	9	36	.346	12	2	19	0	.322	0	7	3-4	31	66	29	.770
McLaughlin	.222	17-7	27	2	6	0	0	0	1	6	.222	5	0	7	0	.344	0	1	2-2	26	0	2	.929
Wood	.221	41-37	136	23	30	6	1	3	12	47	.346	26	2	39	0	.354	0	0	4-7	84	3	3	.967
Steiner	.211	47-47	161	21	34	8	0	2	18	48	.298	8	1	17	1	.250	2	7	5-7	83	123	16	.928
Constable	.200	15-2	10	5	2	0	0	0	1	2	.200	4	0	3	0	.429	0	0	3-3	3	2	0	1.000
Leighton	.185	29-25	92	5	17	4	0	0	11	21	.228	5	4	16	0	.257	0	2	1-2	85	7	2	.979
Mason	.167	18-11	42	7	7	0	0	2	5	13	.310	5	1	11	0	.271	0	1	0-0	8	20	8	.778
Winter	.143	23-10	42	4	6	1	0	0	6	7	.167	7	1	9	0	.280	0	1	0-0	18	11	3	.906
Nelson	.133	6-4	15	3	2	0	0	0	1	2	.133	1	1	6	0	.235	0	0	0-0	7	16	5	.821
Schlautman	.000	1-1	3	1	0	0	0	0	0	0	.000	1	0	2	0	.250	0	0	0-0	5	5	2	.833
Cree	.000	1-0	2	0	0	0	0	0	0	0	.000	0	0	1	0	.000	0	0	0-0	1	3	0	1.000
Henry	.000	1-0	1	0	0	0	0	0	0	0	.000	0	0	0	0	.000	0	0	0-0	0	0	0	.000
Totals	.254	48-48	1530	239	389	75	5	34	212	576	.376	186	19	301	6	.341	9	33	39-58	1181	467	127	.928
Opponents	.329	48-48	1698	439	558	114	21	57	385	885	.521	201	43	256	3	.405	39	25	77-98	1229	586	64	.966

PITCHING

Name	ERA	W-L	APP	GS	CG	SHO/CBO	SV	IP	H	R	ER	BB	SO	2B	3B	HR	BF	B/Avg	WP	HBP	BK	SFA	SHA
Crocker	0.00	0-0	1	0	0	0/0	0	0.2	2	1	0	2	0	0	0	0	3	.667	1	0	0	1	0
Rieke	3.38	0-0	6	0	0	0/0	0	5.1	7	4	2	2	8	2	0	1	22	.318	0	0	0	0	0
Noecker	5.17	1-2	15	1	0	0/0	0	31.1	43	29	18	10	16	12	3	6	135	.319	2	4	1	6	0
Portell	5.23	1-6	13	11	1	0/0	0	62.0	81	53	36	24	34	11	2	8	259	.313	7	3	1	3	6
Tippett	6.47	3-6	16	9	2	0/0	1	72.1	99	63	52	29	41	18	3	8	301	.329	5	6	1	5	6
Schlautman	6.59	0-2	15	0	0	0/0	0	27.1	31	25	20	18	16	7	3	5	110	.282	3	2	0	2	0
Schaeffer	6.59	3-6	13	13	2	1/0	0	72.1	82	65	53	42	69	22	1	5	295	.278	5	3	1	4	5
Diebold	8.02	1-6	13	8	1	0/0	0	46.0	85	62	41	9	26	15	5	9	217	.392	8	7	0	6	3
Nelson	8.88	0-4	14	3	0	0/0	1	25.1	49	37	25	16	16	11	2	3	124	.395	2	2	0	7	1
Shouse	9.11	1-4	19	3	0	0/0	0	26.2	40	39	27	15	12	7	2	7	120	.333	3	4	0	3	2
Stanfield	14.34	0-0	12	0	0	0/0	0	10.2	15	23	17	16	11	2	0	4	46	.326	9	1	1	1	0
Stopper	15.75	0-2	11	0	0	0/0	0	12.0	19	27	21	9	6	5	0	1	55	.345	1	8	0	1	2
Harrington	18.00	0-0	1	0	0	0/0	0	1.0	1	2	2	7	1	1	0	0	3	.333	0	0	0	0	0
Henry	54.00	0-0	2	0	0	0/0	0	0.2	4	9	4	2	0	1	0	0	8	.500	0	3	0	0	0
Totals	7.27	10-38	48	48	6	1/0	2	393.2	558	439	318	201	256	114	21	57	1698	.329	46	43	5	39	25
Opponents	4.22	38-10	48	48	7	2/0	6	409.2	389	239	192	186	301	75	5	34	1530	.254	28	19	4	9	33




South Florida

QUICK FACTS

Location: Tampa, Fla.
 Founded: 1956
 Enrollment: 37,000
 Nickname: Bulls
 Colors: Green and Gold
 Home Field: Red McEwen Field (1,500)
 Dimensions: 340 L, 400 C, 340 R
 President: Betty Castor
 FAR: Dr. Curtis Wienker
 Athletics Director: Paul Griffin
 SWA: Barbara Sparks-McGlinchy

SPORTS INFORMATION

Baseball SID: Fred Huff
 Office Phone: 813/974-4087
 E-mail: huff@admin.usf.edu
 FAX: 813/974-5328
 Huff at Home: 813/914-0784
 Press Box: 813/974-3604



Eddie Cardieri
Florida Southern '77

Career Record: 529-310 (14)
 Record at South Florida: 464-277 (12)
 Assistants: Bryan Peters (South Florida '96), Russ McNickle (South Alabama '88), Tom Reidy (Florida State '97)
 Office Phone: 813/974-2504

ROSTER

No.	Name	Pos.	B/T	Ht.	Wt.	Yr.	Hometown/HS or JC
6	Mike Barclay	OF	R/R	6-3	160	Fr.	Safety Harbor, FL/Countryside
25	Bo Bentley	OF	R/R	6-0	202	Jr.	Winter Haven, FL/Polk CC
2	Daniel Boyd	OF/INF	R/R	5-11	186	So.	Dade City, FL/Pasco
26	Jason Brown	RHP	R/R	6-0	162	So.	Odessa, FL/Gaither
3	Tim Crosby	OF	R/R	5-9	168	Jr.	Dade City, FL/Pasco
27	Chris Cuccia	INF	L/L	5-11	190	Fr.	Venice, FL/Venice
21	Otis Dixon	OF	L/L	5-9	220	So.	Clearwater, FL/Clearwater
10	Ben Drawdy	INF	R/R	5-9	174	So.	Tampa, FL/Hillsborough
15	Jeremy Earle	C	R/R	6-1	196	So.	Tampa, FL/Hillsborough
5	Mike Eylward	INF	R/R	6-2	178	So.	Clearwater, FL/Clearwater
14	Brendan Fuller	RHP	R/R	6-0	216	Fr.	Clearwater, FL/Clearwater
18	Scott Glaser	LHP	R/L	5-10	160	Sr.	Brandon, FL/Brandon
12	Marc Goldberg	RHP	R/R	5-10	177	Fr.	Staten Island, NY/Tottenville
35	John Gorham	RHP	R/R	6-0	192	Fr.	Seffner, FL/Armwood
16	Andy Harris	INF	R/R	6-1	170	Fr.	Somerset, KY/Pulaski Southwestern
8	Bill Nahorodny	OF	R/R	5-11	178	Fr.	Clearwater, FL/Clearwater
39	Jim Opp	RHP	R/R	6-1	161	Jr.	Jacksonville, FL/Ricks (ID) College
20	Mike Pilger	OF	R/R	6-0	190	Sr.	Springfield, IL/Sacred Heart Griffin
7	Johnny Raburn	INF	S/R	6-1	154	So.	Riverview, FL/East Bay
24	Joey Ricciardi	RHP	R/R	6-1	232	So.	Tampa, FL/Tampa Bay Tech
17	David Richtberg	RHP	R/R	6-2	199	So.	Stony Brook, NY/Ward Melville
22	Jose Rivera	LHP	L/L	6-2	197	Jr.	Arroyo, Puerto Rico/Lafayette
37	Shannon Royal	LHP	L/L	6-0	190	So.	Ft. Myers, FL/Mariner
4	Jay Sams	OF	R/R	6-0	162	Fr.	Venice, FL/Venice
19	Rick Stegbauer	C	R/R	6-0	196	Jr.	Seminole, FL/St. Petersburg CC
29	Keith Strickland	LHP	L/L	6-4	185	So.	Port St. Lucie, FL/John Carroll
9	Matt Tumulty	INF	R/R	5-10	148	Jr.	St. Petersburg, FL/Gibbs
28	John Vigue	RHP	R/R	5-11	171	So.	Seminole, FL/Seminole
30	Ben Welke	C	R/R	6-1	203	Fr.	Kalamazoo, MI/Portage Central
13	Brian Werner	RHP	R/R	5-11	186	Sr.	Miami, FL/Clemson

BASEBALL FACTS

1998 Record: 21-36
 1998 C-USA Record: 9-18
 1998 C-USA Tournament: 0-1
 1998 Postseason: None
 NCAA Appearances: 8
 NCAA Record: 7-16
 All-Time Record: 939-704-5 (.571)
 Letterwinners Returning/Lost: 18/12
 Starters Returning/Lost: 6/3



Scott Glaser



Mike Pilger



South Florida

1999 SCHEDULE

FEBRUARY

9	STETSON	3:00p
12	BETHUNE-COOKMAN	7:00p
13	JACKSONVILLE	1:00p
14	JACKSONVILLE	1:00p
17	FLORIDA A&M	3:00p
19	at Mississippi State	4:00p
20	at Mississippi State	2:00p
21	at Mississippi State	1:00p
23	STETSON	7:00p
26	at Bethune-Cookman	3:00p
27	at Stetson	2:00p
28	at Stetson	1:00p

MARCH

1	at Florida A&M	3:00p
2	at Florida State	3:30p
6	ST. JOSEPH'S (PA.)	7:00p
7	ST. JOSEPH'S (PA.)	1:00p
12	MASSACHUSETTS	7:00p
13	MASSACHUSETTS	1:00p
14	MASSACHUSETTS	1:00p
16	MIAMI	7:00p
17	MIAMI	7:00p
19	MEMPHIS	7:00p
20	MEMPHIS	1:00p
21	MEMPHIS	1:00p
23	at Jacksonville	7:00p
26	at Louisville	7:00p
27	at Louisville	1:00p
28	at Louisville	1:00p
30	CENTRAL FLORIDA	7:00p

APRIL

2	SOUTHERN MISS	7:00p
3	SOUTHERN MISS	1:00p
4	SOUTHERN MISS	1:00p
6	at Central Florida	7:00p
9	at UNC Charlotte	6:00p
10	at UNC Charlotte	1:00p
11	at UNC Charlotte	1:00p
13	CENTRAL FLORIDA	7:00p
16	at Saint Louis	8:00p
17	at Saint Louis	3:00p
18	at Saint Louis	2:00p
20	at Central Florida	7:00p
23	CINCINNATI	7:00p
24	CINCINNATI	1:00p
25	CINCINNATI	1:00p
30	UAB	7:00p

MAY

1	UAB	1:00p
2	UAB	1:00p
5	at Florida	7:00p
7	at Tulane	7:30p
8	at Tulane	3:00p
9	at Tulane	2:00p
11	at Jacksonville	7:00p
14	HOUSTON	7:00p
15	HOUSTON	1:00p
16	HOUSTON	1:00p
18-23	at Conference USA Championship Millington, Tenn.	

1998 RESULTS

JANUARY

29	at Florida International	L	2-3	0-1
30	at (2) Miami (Fla.)	L	5-8	0-2
31	at (2) Miami (Fla.)	L	3-10	0-3

FEBRUARY

1	at (2) Miami (Fla.)	W	15-2	1-3
6	vs. (16) Clemson	L	2-4	1-4
7	vs. (11) Auburn	W	4-3	2-4
7	vs. Central Florida	W	3-2	3-4
10	JACKSONVILLE	W	5-3	4-4
13	vs. Oregon State	L	6-7	4-5
14	vs. Santa Clara	L	9-16	4-6
15	vs. (12) Washington	L	3-15	4-7
18	at Stetson	L	4-10	4-8
21	STETSON	W	18-5	5-8
22	STETSON	L	4-8	5-9
25	at Stetson	W	12-10	6-9
28	FLORIDA INTERNATIONAL	W	7-6	7-9

MARCH

1	FLORIDA INTERNATIONAL	L	3-6	7-10
3	at Jacksonville	L	7-17	7-11
6	MASSACHUSETTS	W	13-5	8-11
7	MASSACHUSETTS	W	6-1	9-11
8	MASSACHUSETTS	L	2-4	9-12
9	(21) FLORIDA STATE	L	4-8	9-13
13	LOUISVILLE	L	1-2	9-14
14	LOUISVILLE	L	3-16	9-15
15	LOUISVILLE	W	15-7	10-15
17	ARMY	W	13-1	11-15
20	at Houston	L	2-7	11-16
21	at Houston	L	17-18	11-17
22	at Houston	L	4-17	11-18
24	at Jacksonville	W	7-5	12-18
27	TULANE	L	8-22	12-19
28	TULANE	L	5-6	12-20
29	TULANE	L	3-16	12-21
31	at (25) Central Florida	L	7-10	12-22

APRIL

3	SAINT LOUIS	W	7-3	13-22
4	SAINT LOUIS	W	13-10	14-22
5	SAINT LOUIS	W	12-11	15-22
7	CENTRAL FLORIDA	L	10-17	15-23
10	at Memphis	W	8-7	16-23
11	at Memphis	L	5-7	16-24
12	at Memphis	L	6-9	16-25
14	(25) CENTRAL FLORIDA	W	11-6	17-25
18	at Southern Miss	W	6-3	18-25
19	at Southern Miss	W	1-0	19-25
19	at Southern Miss	L	1-6	19-26
21	at Central Florida	L	5-10	19-27
24	UNC CHARLOTTE	L	8-14	19-28
25	UNC CHARLOTTE	L	6-8	19-29
26	UNC CHARLOTTE	L	2-5	19-30

MAY

1	at Cincinnati	L	5-7	19-31
2	at Cincinnati	W	9-7	20-31
3	at Cincinnati	W	7-5	21-31
6	JACKSONVILLE	L	5-8	21-32
8	at UAB	L	2-12	21-33
9	at UAB	L	7-8	21-34
10	at UAB	L	1-5	21-35
12	#vs. Saint Louis	L	6-7	21-36

#at C-USA Championship, New Orleans, La.

HOME GAMES IN CAPS. Conference games in bold. All times Eastern.



South Florida

1998 STATISTICS

BATTING

PLAYER	AVG	GP-GS	AB	R	H	2B	3B	HR	RBI	TB	SL%	BB	HBP	SO	GDP	OB%	SF	SH	SB-SBA	PO	A	E	FLD%
Boyd	.391	56-55	215	49	84	13	0	13	56	136	.633	20	12	51	1	.462	4	0	8-11	40	1100	12	.921
Eaton	.339	57-57	242	54	82	13	1	1	31	100	.413	15	3	40	3	.382	2	2	23-26	148	12	2	.988
Pilger	.324	57-57	244	53	79	22	1	1	29	106	.434	25	2	34	2	.388	2	1	22-25	133	77	6	.959
Drawdy	.313	56-52	208	35	65	7	2	0	40	76	.365	15	5	22	6	.365	5	1	10-12	102	139	11	.956
Eylward	.286	52-49	199	28	57	12	2	10	45	103	.518	13	2	41	2	.330	4	0	0-1	376	25	7	.983
Crosby	.282	35-19	78	6	22	4	0	0	10	26	.333	3	2	8	7	.314	3	0	1-1	33	11	2	.944
Lynch	.281	55-52	203	38	57	9	1	7	40	89	.438	26	2	29	7	.363	3	0	5-7	52	2	2	.964
Boles	.276	52-47	170	25	47	5	0	5	29	67	.394	19	2	34	3	.352	2	0	0-1	193	18	4	.981
Raburn	.274	47-39	124	28	34	5	0	0	7	39	.315	21	0	22	3	.374	2	1	6-7	59	102	20	.890
Butler	.235	18-7	34	5	8	3	0	1	6	14	.412	3	0	12	0	.297	0	0	0-1	39	2	0	1.000
Barnes	.207	18-7	29	6	6	1	0	0	1	7	.241	3	1	8	1	.303	0	0	0-0	11	1	0	1.000
Tumulty	.197	31-18	66	11	13	1	1	0	5	16	.242	3	2	13	2	.254	0	0	1-1	31	57	7	.926
Romano	.195	20-14	41	5	8	3	0	0	7	11	.268	1	0	9	3	.205	2	2	2-4	87	10	2	.980
Dixon	.165	33-20	79	6	13	4	0	2	8	23	.291	12	1	24	2	.283	0	0	0-0	0	0	0	.000
Earle	.159	35-12	44	10	7	1	0	0	3	8	.182	17	0	19	2	.393	0	0	0-0	94	10	4	.963
West	.154	31-5	26	3	4	1	0	0	2	5	.192	1	0	13	1	.185	0	0	0-0	16	21	0	1.000
Crisorio	.143	4-3	7	3	1	0	0	0	3	1	.143	4	0	3	0	.417	1	0	0-0	19	2	0	1.000
Trainer	.000	1-0	1	0	0	0	0	0	0	0	.000	0	0	0	0	.000	0	0	0-0	2	0	0	1.000
Strickland	.000	2-0	0	0	0	0	0	0	0	0	.000	0	0	0	0	.000	0	0	0-0	7	0	0	1.000
Totals	.292	57-57	2010	365	587	104	8	40	322	827	.411	201	34	382	45	.361	30	7	78-97	1458	582	90	.958
Opponents	.319	57-57	1993	455	635	121	11	59	397	955	.479	267	78	337	37	.413	34	20	91-118	1475	602	108	.951

PITCHING

Name	ERA	W-L	APP	GS	CG	SHO/CBO	SV	IP	H	R	ER	BB	SO	2B	3B	HR	BF	B/Avg	WP	HBP	BK	SFA	SHA
Rivera	0.00	0-0	2	0	0	0/0	0	2.0	1	0	0	1	2	0	0	0	7	.143	0	1	0	0	0
West	0.00	0-0	1	0	0	0/0	0	0.2	0	0	0	0	0	0	0	0	1	.000	0	0	0	0	0
Glaser	3.86	0-2	4	4	0	0/0	0	23.1	23	14	10	7	22	3	0	6	91	.253	2	1	0	0	0
Ramos	3.89	3-0	25	3	0	0/0	5	34.2	32	18	15	9	30	5	0	2	128	.250	4	7	0	2	1
Divine	5.08	2-2	26	0	0	0/0	0	39.0	48	24	22	15	28	8	1	3	155	.310	4	4	0	1	0
Vigue	5.25	5-6	15	13	1	1/0	0	84.0	109	67	49	25	51	25	3	5	358	.304	9	15	1	3	5
Giambalvo	6.18	5-5	32	0	0	0/0	4	59.2	86	48	41	22	54	14	2	8	259	.332	8	11	1	6	3
Royal	6.69	2-4	13	10	0	0/0	0	40.1	48	36	30	29	25	10	1	6	155	.310	3	3	3	2	2
Richtberg	6.84	3-6	14	12	0	0/0	0	52.2	65	49	40	41	34	12	0	5	204	.319	9	11	1	4	2
Strickland	8.64	0-0	6	0	0	0/0	0	8.1	16	10	8	4	6	2	1	1	40	.400	1	1	0	1	0
Werner	9.00	0-2	20	0	0	0/0	0	23.0	39	28	23	9	14	7	0	6	107	.364	2	1	0	2	0
Ashley	9.78	1-6	15	12	0	0/0	0	65.1	98	80	71	53	37	19	3	6	272	.360	3	8	0	7	3
Brown	11.28	0-1	12	2	0	0/0	0	22.1	23	33	28	31	18	5	0	3	84	.274	12	5	0	3	0
Ricciardi	11.90	0-2	10	1	0	0/0	0	19.2	29	27	26	14	14	8	0	6	84	.345	2	6	1	2	2
Sickmeir	13.50	0-0	6	0	0	0/0	0	10.0	12	15	15	7	2	2	0	1	39	.308	5	4	0	1	2
Osborn	45.00	0-0	2	0	0	0/0	0	1.0	6	6	5	0	0	1	0	1	9	.667	0	0	0	0	0
Totals	7.09	21-36	57	1	1/0		9	486.0	635	455	383	267	337	121	11	59	1993	.319	64	78	7	34	20
Opponents	5.25	36-21	57	57	5	0/0	13	491.2	587	365	287	201	382	104	8	40	2010	.292	48	34	10	30	7



Southern Miss

QUICK FACTS

Location: Hattiesburg, Miss.
 Founded: 1910
 Enrollment: 14,000
 Nickname: Golden Eagles
 Colors: Black and Gold
 Home Field: Pete Taylor Park (3,678)
 Dimensions: 340 L, 400 C, 340 R
 President: Dr. Horace W. Fleming, Jr.
 FAR: Dr. Robert Boothe
 Athletics Director: Bill McLellan
 Sr. Woman Administrator: Helen Grant

SPORTS INFORMATION

Baseball SID: Ricky Hazel
 Office Phone: 601/266-5947
 E-mail: ricky.hazel@usm.edu
 FAX: 601/266-4507
 Hazel at Home: 601/271-6024
 Press Box: 601/266-5684



Corky Palmer
Southern Miss '77

Career Record: 30-28 (1)
 Record at Southern Miss: 30-28 (1)
 Assistants: Dan Wagner (Tulane '86),
 Lane Burroughs (Mississippi College '95)
 Michael Federico (Southern Miss '97),
 Eric Adams (Southern Miss '98)
 Office Phone: 601/266-5017

ROSTER

No.	Name	Pos.	B/T	Ht.	Wt.	Yr.	Hometown/HS or JC
24	Jeremy Albritton	R/R	OF	6-2	200	Sr.	Bogue Chitto, MS/Parklane Academy
19	Michael Artman	R/R	OF	6-2	175	Jr.	Jackson, MS/Byram/Meridian CC
6	Jason Bailey	R/R	INF	5-11	170	Jr.	Jackson, MS/East Central CC
5	Matt Baltz	R/R	INF	5-9	170	Sr.	Baton Rouge, LA/Catholic
23	Chet Batson	L/L	P	6-2	190	Jr.	Wiggins, MS/MS Gulf Coast CC
22	Jonathan Broadus	R/R	OF	6-0	200	Fr.	Pascagoula, MS/Pascagoula
14	Colby Calcote	R/R	P	5-11	175	Jr.	Brookhaven, MS/Co-Lin CC
45	Stephen Castleman	R/R	P	6-4	180	Fr.	Biloxi, MS/Biloxi
20	Scott Cheek	L/R	3B	6-0	190	Sr.	Jackson, MS/Meridian CC
40	Chad Christian	L/L	P	6-4	184	Fr.	Laurel, MS/NE Jones
25	Matt Colerick	R/R	1B	6-0	188	Jr.	Houston, TX/Klein Oak/Odessa JC
41	Danny Dossett	R/R	P	6-5	225	Sr.	Hattiesburg, MS/Troy State
36	Chris Finnegan	R/R	C	6-0	190	Jr.	Omaha, NE/Hutchinson (KS) CC
10	Chris Fishburn	R/R	INF	6-0	150	Jr.	Pascagoula, MS/UNO
26	Dusty Haley	R/R	OF	5-11	191	So.	Terry, MS/Hillcrest Academy
15	Carter Hitt	R/R	P	6-2	170	Jr.	Collins, MS/Jones County JC
29	Tyler Kee	R/R	P	6-1	195	Sr.	Hattiesburg, MS/Lumberton
7	Robert Larsen	R/R	INF	5-8	160	Fr.	Covington, LA/Covington
37	Jay Lewis	L/L	P	6-3	202	So.	Petal, MS/Petal/Mississippi State
38	Mike Maline	R/R	OF	6-3	205	Jr.	Colorado Springs, CO/Trinidad St. CC
4	Eric McMaster	R/R	2B	5-8	150	Sr.	Arvada, CO/Seward Co. (KS) CC
17	Chris Peden	R/R	C	5-10	180	Jr.	Seminary, MS/Jones County JC
35	Scott Pfaff	R/R	P	6-0	195	Sr.	Jamestown, ND/Lassen (CA) JC
11	Stephen Prewitt	R/R	P	6-2	180	Fr.	Baton Rouge, LA/Dunham School
33	Charlie Rogers	R/R	P	6-3	190	Fr.	Columbia, MS/Columbia Academy
9	Matt Schmidt	R/R	P	6-0	165	Jr.	Spring, TX/Wharton (TX) JC
43	DeQuincy Scott	L/L	1B	6-1	272	So.	Laplace, La./East St. John
32	Danny Shupe	R/R	P	6-2	188	Sr.	Natchez, MS/Copiah-Lincoln CC
12	Dennis Steed	R/R	P	6-0	175	Fr.	Jackson, MS/Terry
18	Danny Stout	R/R	P	6-2	190	Jr.	Pensacola, FL/Pensacola JC
42	David Vilardi	B/R	OF	6-3	205	Fr.	Fishkill, NY/Arlington
39	Josh Walker	R/R	P	6-2	187	Sr.	Gardnerville, NV/Lassen (CA) JC
28	Darren Welch	R/R	C	6-2	195	Fr.	Laurel, MS/West Jones
30	Lucas Wheeler	B/R	1B	6-0	185	Jr.	Rapid City, SD/Seward Co (KS) CC
8	Scott White	L/L	P	5-9	170	Jr.	Eugene, OR/Lassen (CA) JC
27	Greg Wooley	L/L	OF	6-2	190	Jr.	Lucedale, MS/Faulkner State JC

BASEBALL FACTS

1998 Record: 30-28
 1998 C-USA Record: 12-15
 1998 C-USA Tournament: 1-2
 1998 Postseason: None
 NCAA Appearances: 2
 NCAA Record: 1-4
 All-Time Record: 983-900-10 (.521)
 Letterwinners Returning/Lost: 10/15
 Starters Returning/Lost: 3/6



Tyler Kee



Jeremy Albritton



Southern Miss

1999 SCHEDULE

FEBRUARY		
13	JACKSON STATE	2:00p
14	JACKSON STATE	2:00p
16	SOUTH ALABAMA	3:00p
	<i>at Winn Dixie Showdown, New Orleans, La.</i>	
19	vs. Louisiana State	7:00p
20	at Tulane	1:00p
21	at New Orleans	3:00p
25	MISSOURI	3:00p
26	MIDDLE TENNESSEE STATE	6:30p
27	MIDDLE TENNESSEE STATE	5:00p
28	MIDDLE TENNESSEE STATE	1:00p
MARCH		
2	NEW ORLEANS	6:30p
5	EASTERN ILLINOIS	6:30p
6	EASTERN ILLINOIS	3:00p
7	EASTERN ILLINOIS	1:00p
9	at Alabama	7:00p
10	at South Alabama	6:30p
11	at Nicholls State	6:30p
16	NORTHWESTERN (LA.) STATE	6:30p
17	NORTHWESTERN (LA.) STATE	3:00p
19	SAINT LOUIS	6:30p
20	SAINT LOUIS	3:00p
21	SAINT LOUIS	1:00p
23	at Ole Miss	6:30p
26	at Memphis	7:00p
27	at Memphis	1:00p
28	at Memphis	1:00p
30	SOUTHEAST LOUISIANA	6:30p
APRIL		
2	at South Florida	6:00p
3	at South Florida	Noon
4	at South Florida	Noon
6	MISSISSIPPI	6:30p
7	SAMFORD	6:30p
9	UAB	6:30p
10	UAB	3:00p
11	UAB	1:00p
13	at Mississippi	6:30p
16	at Cincinnati	5:00p
17	at Cincinnati	Noon
18	at Cincinnati	Noon
20	NICHOLLS STATE	6:30p
21	NICHOLLS STATE	6:30p
23	at Houston	7:00p
24	at Houston	7:00p
25	at Houston	1:00p
27	at Mississippi State	6:30p
28	at Mississippi State	6:30p
30	UNC CHARLOTTE	6:30p
MAY		
1	UNC CHARLOTTE	3:00p
2	UNC CHARLOTTE	1:00p
4	at Southeast Louisiana	6:30p
7	at Louisville	Noon
8	at Louisville	Noon
9	at Louisville	Noon
14	TULANE	6:30p
15	TULANE	3:00p
16	TULANE	1:00p
18-23	<i>at Conference USA Championship Millington, Tenn.</i>	

1998 RESULTS

FEBRUARY				
14	NICHOLLS STATE	W	1-0 (13)	1-0
15	NICHOLLS STATE	W	9-1	2-0
17	TROY STATE	L	5-7	2-1
21	KENTUCKY	W	15-10	3-1
22	KENTUCKY	L	6-10	3-2
24	at (10) South Alabama	L	8-14	3-3
27	vs. New Orleans	W	16-3	4-3
28	vs. Tulane	L	1-5	4-4
MARCH				
1	vs. (11) Louisiana State	L	4-16	4-5
4	at New Orleans	W	19-7	5-5
6	NORTHERN ILLINOIS	W	12-6	6-5
8	NORTHERN ILLINOIS	W	14-11	7-5
8	NORTHERN ILLINOIS	W	10-4	8-5
10	JACKSON STATE	W	14-2	9-5
11	at Southeastern La.	W	11-0	10-5
13	CINCINNATI	L	7-8 (10)	10-6
14	CINCINNATI	W	4-0	11-6
15	CINCINNATI	W	13-1	12-6
17	SW MISSOURI ST.	L	8-9 (11)	12-7
18	SW MISSOURI ST.	W	10-6	13-7
20	at UAB	L	6-7 (10)	13-8
21	at UAB	L	7-8 (10)	13-9
22	at UAB	W	6-3	14-9
24	at (7) Alabama	L	3-13	14-10
25	NEW ORLEANS	W	14-2	15-10
27	LOUISVILLE	W	8-3	16-10
28	LOUISVILLE	L	3-5	16-11
29	LOUISVILLE	L	4-8	16-12
APRIL				
3	MEMPHIS	W	3-2	17-12
4	MEMPHIS	W	13-5	18-12
5	MEMPHIS	W	10-1	19-12
7	MISSISSIPPI	L	7-19	19-13
8	MISSISSIPPI	W	17-10	20-13
10	at UNC Charlotte	W	12-5	21-13
11	at UNC Charlotte	L	8-10	21-14
12	at UNC Charlotte	L	6-7	21-15
14	at Mississippi	W	10-6	22-15
15	at Mississippi	L	7-15	22-16
18	SOUTH FLORIDA	L	3-6	22-17
19	SOUTH FLORIDA	L	0-1	22-18
19	SOUTH FLORIDA	W	6-1	23-18
21	(22) MISSISSIPPI ST.	W	6-1	24-18
22	(22) MISSISSIPPI ST.	L	3-4	24-19
24	at Saint Louis	W	5-3	25-19
25	at Saint Louis	W	14-0	26-19
26	at Saint Louis	W	14-6	27-19
28	at (25) Mississippi St.	L	0-11	27-20
MAY				
1	HOUSTON	L	1-3	27-21
2	HOUSTON	L	4-6	27-22
3	HOUSTON	L	5-17	27-23
5	(17) SOUTH ALA.	W	8-1	28-23
8	at Tulane	L	5-14	28-24
9	at Tulane	L	8-21	28-25
10	at Tulane	L	3-10	28-26
13	#vs. UNC Charlotte	L	3-13	28-27
14	#vs. Memphis	W	7-6	29-27
15	#vs. Houston	W	6-5	30-27
16	#vs. UNC Charlotte	L	5-6	30-28

#at Conference USA Championship, New Orleans, La.



Southern Miss

1998 STATISTICS

BATTING

PLAYER	AVG	GP-GS	AB	R	H	2B	3B	HR	RBI	TB	SL%	BB	HBP	SO	GDP	OB%	SF	SH	SB-SBA	PO	A	E	FLD%
Wren	.387	55-54	217	57	84	21	4	12	58	149	.687	23	5	22	7	.448	5	1	3-5	124	29	3	.981
Schied	.365	58-58	241	67	88	25	0	16	81	161	.668	22	8	36	4	.426	6	0	1-1	530	48	6	.990
Cheek	.363	58-58	234	50	85	17	4	13	69	149	.637	17	2	34	4	.400	7	0	4-8	58	166	22	.911
Albritton	.337	49-47	187	40	63	15	3	11	47	117	.626	20	3	22	7	.406	2	0	3-3	59	8	3	.957
Mills	.326	58-58	230	75	75	13	1	12	36	126	.548	41	8	52	3	.443	1	0	26-30	112	9	1	.992
Nilsen	.305	46-27	105	24	32	5	0	1	14	40	.381	13	6	24	0	.411	0	2	6-8	67	2	2	.972
Baltz	.297	50-41	158	20	47	8	1	1	22	60	.380	19	1	23	4	.374	1	2	4-5	32	42	19	.796
Wagner	.269	49-47	160	22	43	9	1	5	26	69	.431	18	3	36	0	.342	6	3	2-3	281	45	7	.979
Mcmaster	.265	39-34	132	22	35	4	1	0	11	41	.311	9	1	20	0	.317	0	3	10-12	76	109	9	.954
Scott	.259	40-25	108	18	28	3	0	5	16	46	.426	8	1	23	5	.314	1	0	0-0	20	2	3	.880
Renteria	.233	54-44	163	26	38	7	1	1	15	50	.307	15	2	19	5	.304	1	4	0-2	69	137	16	.928
Thoms	.211	19-8	38	5	8	1	0	0	6	9	.237	4	1	13	2	.302	0	1	1-2	14	34	4	.923
Hester	.206	18-6	34	4	7	1	1	0	4	10	.294	1	0	6	2	.222	1	0	0-0	0	0	0	.000
Davis	.200	28-12	60	6	12	1	0	0	4	13	.217	3	1	13	0	.250	0	0	0-1	24	0	1	.960
Haley	.125	4-3	8	1	1	0	0	0	2	1	.125	3	1	3	0	.417	0	0	1-1	2	1	1	.750
Adams	.000	12-11	0	0	0	0	0	0	0	0	.000	0	0	0	0	.000	0	0	0-0	4	6	1	.909
Grice	.000	1-0	0	0	0	0	0	0	0	0	.000	0	0	0	0	.000	0	0	0-0	2	4	0	1.000
Totals	.311	58-58	2075	437	646	130	17	77	411	1041	.502	216	43	346	43	.383	31	16	61-81	1508	719	104	.955
Opponents	.302	58-58	2020	384	610	109	10	68	354	943	.467	231	24	366	53	.376	23	41	30-58	1491	587	102	.953

PITCHING

Name	ERA	W-L	APP	GS	CG	SHO/CBO	SV	IP	H	R	ER	BB	SO	2B	3B	HR	BF	B/Avg	WP	HBP	BK	SFA	SHA
Grice	2.91	1-0	19	0	0	0/1	0	21.2	22	11	7	13	14	2	1	2	86	.256	6	0	0	1	2
Kee	3.00	3-1	31	0	0	0/2	5	36.0	44	20	12	8	31	6	1	3	143	.308	0	1	0	1	3
Adams	3.55	2-1	12	11	1	0/2	0	50.2	59	29	20	26	39	10	0	2	203	.291	6	2	3	0	3
Wren	4.30	0-2	6	2	0	0/0	0	14.2	24	9	7	3	9	6	1	0	62	.387	1	1	0	0	4
Fortenberry	4.48	7-3	18	8	2	1/3	1	70.1	80	40	35	15	41	15	2	7	279	.287	6	1	0	4	8
Johnson	5.34	4-5	11	11	2	0/0	0	60.2	64	44	36	25	52	15	0	8	239	.268	7	1	0	2	5
Pfaff	5.40	2-3	29	0	0	0/0	1	38.1	34	25	23	23	36	8	1	6	148	.230	1	6	0	0	2
Shupe	6.20	6-1	24	1	0	0/1	2	53.2	67	42	37	19	23	9	1	7	207	.324	4	3	0	4	9
Johnston	6.38	1-1	17	0	0	0/0	0	24.0	34	19	17	14	16	7	0	5	97	.351	2	3	0	1	2
Davis	6.75	0-0	3	0	0	0/0	0	1.1	1	1	1	3	0	0	1	0	6	.167	0	0	0	0	0
Walker	7.56	2-8	14	12	1	0/0	0	58.1	78	56	49	24	47	12	0	10	248	.315	8	0	0	4	1
Marbury	7.78	1-2	14	10	0	0/1	0	39.1	49	38	34	30	31	8	1	6	158	.310	8	2	0	5	1
Hitt	9.90	0-0	8	0	0	0/0	0	10.0	18	14	11	7	5	1	0	4	45	.400	3	1	0	1	0
Stover	11.21	1-1	10	2	0	0/0	0	17.2	27	22	22	8	19	10	1	3	75	.360	3	3	0	0	1
Schemmel	21.00	0-0	4	1	0	0/0	0	6.0	9	14	14	13	3	0	0	5	24	.375	1	0	0	0	0
Totals	5.82	30-28	58	58	6	4/3	9	502.2	610	384	325	231	366	109	10	68	2020	.302	56	24	3	23	41
Opponents	6.72	28-30	58	58	6	2/1	12	497.0	646	437	371	216	346	130	17	77	2075	.311	60	43	5	31	16



Tulane

QUICK FACTS

Location: New Orleans, La.
 Founded: 1834
 Enrollment: 11,300
 Nickname: Green Wave
 Colors: Olive Green and Sky Blue
 Home Field: Turchin Stadium (5,000)
 Dimensions: 325 L, 400 C, 325 R
 President: Dr. Scott Cowen
 FAR: Gary Roberts
 Athletics Director: Sandy Barbour
 SWA: Megan Drucker

SPORTS INFORMATION

Baseball SID: Krisden Wunsch
 Office Phone: 504/865-5506
 E-mail: kwunsch1@mailhost.tcs.tulane.edu
 FAX: 504/865-5512
 Wunsch at Home: 504/598-2239
 Press Box: 504/862-8224



Rick Jones
UNC Wilmington '75

Career Record: 480-201-1 (12)
 Record at Tulane: 204-106 (5)
 Assistants: Jim Schlossnagle (Elon College '92), Buddy Gouldsmith (Cal State Sacramento '92), Sergio Brown
 Office Phone: 504/862-8239

BASEBALL FACTS

1998 Record: 48-15
 1998 C-USA Record: 22-5
 1998 C-USA Tournament: 4-0
 (Champion)
 1998 Postseason: NCAA (1-2)
 NCAA Appearances: 10
 NCAA Record: 10-20
 All-Time Record: 1369-982-14 (.582)
 Letterwinners Returning/Lost: 15/4
 Starters Returning/Lost: 6/3

ROSTER

No.	Name	Pos.	B/T	Ht.	Wt.	Yr.	Hometown/HS or JC
17	Brandon Belanger	P/OF	R/R	6-1	190	Jr.	Houma, LA/Copiah-Lincoln
31	Jared Berkowitz	P	L/L	6-0	180	Jr.	Scottsdale, AZ/Horizon
29	Henry Bonilla	P	R/R	6-1	185	Jr.	Susanville, CA/Lassen CC
34	Paul Boudreaux	OF	R/R	6-0	205	Sr.	Metairie, LA/Jesuit
38	Jake Burnham	1B	R/R	6-1	195	Sr.	Eugene, OR/Lassen CC
37	Scot Campbell	OF	R/R	5-9	170	Fr.	Aurora, CO/Overland
1	Jeff Carter	OF	S/R	5-10	185	Jr.	Susanville, CA/Lassen CC
2	Andy Cannizaro	SS	R/R	5-10	165	So.	Mandeville, LA/St. Paul's
3	James Carroll	P	R/R	6-0	180	Fr.	Arlington, TX/Trinity Valley
22	Raul Echeverz	P	L/L	6-3	183	Sr.	Houston, TX/Mayde Creek
28	Aaron Feldman	OF	R/R	6-0	180	Fr.	Charleston, SC/Bishop England
24	Jake Gautreau	IF	L/R	6-0	195	Fr.	McAllen, TX/Memorial
4	Matt Groff	OF	R/R	6-1	180	So.	North Fort Myers, FL/Lehigh/Kent
9	Jay Heintz	OF	L/L	5-9	165	So.	Aurora, CO/Regis Jesuit
33	Nick Herz	C	R/R	6-2	210	Jr.	Poway, CA/Palomar College
23	Jeremiah Hood	P	R/R	6-2	215	So.	San Diego, CA/Mira Mesa
43	TJ Iarocci	IF	L/R	5-11	170	Jr.	Carefree, AZ/Brophy Prep
16	James Jurries	IF	R/R	6-0	190	Fr.	Lake Jackson, TX/Brazoswood
40	Jon Kaplan	OF	R/R	5-10	180	Fr.	Chesterfield, MO/Parkway Central
13	Mickey McKee	IF	R/R	5-11	175	Jr.	Houston, TX/Air Force
30	Barth Melius	P	R/R	6-0	180	So.	Metairie, LA/Jesuit
14	Dan O'Gara	P	R/R	6-0	185	Jr.	Lancaster, CA/Los Angeles City College
20	Dylan Putnam	P	R/R	6-2	193	So.	Ann Arbor, MI/Orchard Lake St. Mary's
11	Jared Robinson	P	S/L	6-0	175	Sr.	Tallahassee, FL/Maclay
5	Steve Shirley	3B	R/R	6-1	193	So.	Tampa, FL/Jesuit
7	Jason Sparks	OF	R/R	5-11	210	Sr.	Tampa, FL/Okaloosa-Walton
18	Chad Sutter	C	R/R	6-2	223	Sr.	Kennesaw, GA/Harrison
19	David Stinson	P	R/R	6-2	165	Jr.	Tallahassee, FL/FSU School
35	Bryan Vogel	P	R/R	6-7	215	Fr.	Coppell, TX/Coppell



Chad Sutter



Andy Cannizaro



Tulane

1999 SCHEDULE

FEBRUARY

12	at San Diego State	9:00p
13	vs. Nevada - Reno	4:00p
	at San Diego State	8:00p
14	vs. Nevada - Reno	3:00p
19-21	at Winn Dixie Showdown, New Orleans, La.	
19	vs. Ole Miss	4:00p
20	vs. Southern Miss	1:00p
21	vs. Southwestern Louisiana	6:00p
24	NICHOLLS STATE	6:30p
26	MANHATTAN	6:30p
27	MANHATTAN	2:00p
28	MANHATTAN	1:00p

MARCH

2	SOUTHEASTERN LOUISIANA	6:30p
3	at Southwestern Louisiana	7:00p
5	ARIZONA	6:30p
6	ARIZONA	2:00p
7	ARIZONA	1:00p
9	at Nicholls State	6:30p
12	ELON COLLEGE	6:30p
13	ELON COLLEGE	2:00p
14	ELON COLLEGE	1:00p
16	NEW ORLEANS (Zephyr Field)	7:05p
19	at UNC Charlotte	5:00p
20	at UNC Charlotte	12:00p
21	at UNC Charlotte	12:00p
24	at Louisiana State	7:00p
26	CINCINNATI	6:30p
27	CINCINNATI	2:00p
28	CINCINNATI	1:00p
30	SOUTHWESTERN LOUISIANA	6:30p

APRIL

2	UAB	6:30p
3	UAB	6:30p
4	UAB	1:00p
7	at Southeastern Louisiana	6:30p
9	at Louisville	12:00p
10	at Louisville	12:00p
11	at Louisville	8:00a
14	LOUISIANA STATE (Zephyr Field)	7:05p
16	HOUSTON	6:30p
17	HOUSTON	2:00p
18	HOUSTON	1:00p
20	SOUTHEASTERN LOUISIANA	6:30p
21	NEW ORLEANS (Zephyr Field)	7:05p
23	MEMPHIS	6:30p
24	MEMPHIS	2:00p
25	MEMPHIS	1:00p
27	NEW ORLEANS (Zephyr Field)	7:05p
28	NICHOLLS STATE	6:30p
30	at Saint Louis	7:00p

MAY

1	at Saint Louis	2:00p
2	at Saint Louis	1:00p
7	SOUTH FLORIDA	6:30p
8	SOUTH FLORIDA	2:00p
9	SOUTH FLORIDA	1:00p
14	at Southern Miss	6:30p
15	at Southern Miss	3:00p
16	at Southern Miss	1:00p
18-23	at Conference USA Championship Millington, Tenn.	

1998 RESULTS

FEBRUARY

13	GEORGE WASH.	W	9-0	1-0
14	GEORGE WASH.	W	17-3	2-0
15	GEORGE WASH.	W	16-1	3-0
17	at Southwestern La.	L	2-3	3-1
20	at Long Beach State	L	6-14	3-2
21	at Long Beach State	W	2-1	4-2
22	at Long Beach State	W	7-3	5-2
27	(30) ARKANSAS	L	0-9	5-3
28	SOUTHERN MISS	W	5-1	6-3

MARCH

1	(8) MISSISSIPPI STATE	L	1-4	6-4
3	at (10) LSU	L	9-10	6-5
4	at Southeastern La.	W	6-4 (13)	7-5
8	NEW YORK TECH	W	7-0	8-5
8	NEW YORK TECH	W	12-1	9-5
10	NORTHERN ILLINOIS	W	6-1	10-5
11	NORTHERN ILLINOIS	W	14-1	11-5
13	at Houston	W	10-6	12-5
14	at Houston	L	3-6	12-6
15	at Houston	L	4-16	12-7
17	at Nicholls State	W	20-7	13-7
20	UNC CHARLOTTE	W	2-1 (11)	14-7
21	UNC CHARLOTTE	L	2-5	14-8
22	UNC CHARLOTTE	W	28-5	15-8
24	vs New Orleans	L	11-12 (12)	15-9
25	at Southeastern La.	W	14-8	16-9
27	at South Florida	W	22-8	17-9
28	at South Florida	W	6-5	18-9
29	at South Florida	W	16-3	19-9
31	SOUTHWESTERN LA.	W	6-5	20-9

APRIL

1	NEW ORLEANS	W	8-6	21-9
3	at Cincinnati	W	14-5	22-9
4	at Cincinnati	W	13-6	23-9
5	at Cincinnati	W	14-2	24-9
7	(3) LOUISIANA STATE	W	10-8	25-9
8	CENTENARY	W	24-6	26-9
10	LOUISVILLE	L	4-6	26-10
11	LOUISVILLE	W	14-3	27-10
12	LOUISVILLE	W	14-8	28-10
14	NEW ORLEANS	L	4-5	28-11
15	at New Orleans	W	10-8	29-11
17	at Memphis	W	5-0	30-11
19	at Memphis	L	2-4	30-12
19	at Memphis	W	7-3	31-12
21	NICHOLLS STATE	W	4-1	32-12
24	at UAB	W	9-5	33-12
25	at UAB	W	7-2	34-12
26	at UAB	W	10-4	35-12
29	NICHOLLS STATE	W	6-2	36-12
29	NICHOLLS STATE	L	5-10	36-13
30	SOUTHEASTERN LA.	W	9-7	37-13

MAY

1	SAINT LOUIS	W	13-4	38-13
2	SAINT LOUIS	W	8-5	39-13
3	SAINT LOUIS	W	12-7	40-13
8	SOUTHERN MISS	W	14-5	41-13
9	SOUTHERN MISS	W	21-8	42-13
10	SOUTHERN MISS	W	10-3	43-13
13	#vs. Saint Louis	W	7-3	44-13
14	#vs. Louisville	W	13-2	45-13
16	#vs. Louisville	W	6-3	46-13
17	#vs. UNC Charlotte	W	5-3	47-13
21	&vs. Southwestern La.	W	11-5	48-13
22	&vs. Cal. St. Fullerton	L	6-10	48-14
23	&vs. Harvard	L	11-14	48-15

#CONFERENCE USA CHAMPIONSHIP (Zephyr Field)
&NCAA Championship (Baton Rouge, La.)



Tulane

1998 STATISTICS

BATTING

PLAYER	AVG	GP-GS	AB	R	H	2B	3B	HR	RBI	TB	SL%	BB	HBP	SO	GDP	OB%	SF	SH	SB-SBA	PO	A	E	FLD%
Sutter	.392	60-58	217	56	85	12	0	13	61	136	.627	35	6	48	6	.481	4	1	2-2	371	46	0	1.000
Hughes	.381	63-63	273	75	104	29	2	8	56	161	.590	32	2	33	3	.442	5	4	35-37	196	12	8	.963
McCollum	.375	8-0	8	0	3	1	0	0	0	4	.500	1	0	1	0	.444	0	0	0-0	1	0	0	1.000
Graffagnini	.373	58-58	241	66	90	25	2	14	76	161	.668	19	12	30	8	.438	4	1	4-6	482	29	8	.985
Sparks	.357	62-62	221	84	79	18	0	30	90	187	.846	45	20	56	3	.497	4	1	7-9	134	11	6	.960
Burnham	.345	50-39	168	45	58	16	2	10	47	108	.643	21	7	40	6	.434	2	0	3-4	44	0	2	.957
Wheaton	.333	3-0	3	0	1	0	0	0	0	1	.333	0	0	1	0	.333	0	0	0-0	0	0	0	.000
Pursell	.332	63-63	238	68	79	18	3	10	56	133	.559	54	2	34	3	.455	3	5	11-16	105	153	19	.931
Brown	.331	44-37	148	48	49	6	0	3	22	64	.432	30	3	13	2	.448	2	4	17-23	61	10	2	.973
McKee	.316	35-26	98	18	31	3	0	5	26	49	.500	11	2	16	1	.389	2	6	2-3	23	56	13	.859
Shirley	.314	50-48	159	26	50	10	1	7	31	83	.522	11	4	24	6	.365	4	2	1-1	67	43	15	.880
Boudreaux	.314	50-41	156	28	49	5	0	1	22	57	.365	16	7	27	5	.400	1	1	3-5	31	1	3	.914
Cannizaro	.291	63-63	254	63	74	22	0	3	38	105	.413	29	13	20	8	.387	4	6	25-29	85	186	19	.934
Heintz	.222	25-6	36	6	8	2	0	0	7	10	.278	7	0	5	1	.349	0	0	0-0	7	0	1	.875
Llorente	.200	36-3	30	9	6	1	0	1	4	10	.333	4	1	5	2	.314	0	4	1-1	9	17	3	.897
Iarocci	.000	7-0	5	1	0	0	0	0	0	0	.000	0	2	1	0	.286	0	0	0-0	2	0	0	1.000
Ardoin	.000	1-0	1	0	0	0	0	0	0	0	.000	0	0	0	0	.000	0	0	0-0	0	7	0	1.000
Echeverz	.000	13-0	0	0	0	0	0	0	0	0	.000	1	0	0	0	1.000	0	0	0-0	9	13	1	.957
Robinson	.000	1-0	0	0	0	0	0	0	0	0	.000	0	0	0	0	.000	0	0	0-0	0	0	0	.000
Totals	.340	63-63	2256	593	766	168	10	105	536	1269	.563	316	81	354	54	.433	35	35	111-136	1643	645	105	.956
Opponents	.267	63-63	2135	316	569	88	12	43	286	810	.379	195	35	497	49	.336	15	27	49-73	1586	654	119	.950

PITCHING

Name	ERA	W-L	APP	GS	CG	SHO/CBO	SV	IP	H	R	ER	BB	SO	2B	3B	HR	BF	B/Avg	WP	HBP	BK	SFA	SHA
Stinson	0.00	0-0	1	0	0	0/0	0	1.0	0	0	0	0	0	0	0	0	3	.000	0	0	0	0	0
Echeverz	2.78	7-1	19	9	0	0/0	1	74.1	76	36	23	27	63	10	1	3	290	.262	2	6	1	5	3
Bobbitt	3.09	13-1	18	16	5	2/1	0	116.2	105	54	40	35	133	15	2	10	444	.236	9	7	3	0	3
Brown	3.49	4-3	17	5	0	0/0	1	56.2	55	29	22	27	58	9	2	5	213	.258	5	2	1	4	6
Ardoin	3.75	5-1	32	0	0	0/1	6	36.0	42	18	15	6	30	12	0	0	143	.294	3	1	0	0	1
Berkowitz	3.90	9-2	17	14	2	0/0	0	90.0	96	47	39	23	51	10	3	6	353	.272	5	6	1	0	5
Melius	4.76	1-1	10	1	0	0/0	1	17.0	22	13	9	3	15	7	0	2	76	.289	0	0	0	0	0
Bell	5.16	7-2	18	11	1	0/0	2	83.2	90	53	48	20	82	17	2	9	332	.271	6	3	0	2	6
Whitfield	5.61	0-0	10	2	0	0/0	1	25.2	29	23	16	19	18	3	0	2	101	.287	4	4	1	0	2
Putnam	5.91	0-1	13	0	0	0/0	0	21.1	29	19	14	15	15	4	2	1	81	.358	6	4	1	4	0
Lontayo	7.82	2-3	7	5	0	0/1	0	25.1	25	24	22	20	32	1	0	5	99	.253	2	2	2	0	1
Totals	4.08	48-15	63	63	8	3/1	12	547.2	569	316	248	195	497	88	12	43	2135	.267	42	35	10	15	27
Opponents	8.55	15-48	63	63	1	1/1	3	528.2	766	593	502	316	354	168	10	105	2256	.340	52	81	7	35	35



1998 in Review

1998 STANDINGS

	C-USA				All Games					
	W/L	Pct.	H	A	W/L	Pct.	H	A	N	Last 10
^*Tulane	22-5	.815	10-2	12-3	48-15	.762	23-4	18-6	7-5	8-2
Houston	21-6	.778	13-2	8-4	34-25	.576	23-11	10-11	1-3	7-3
UNC Charlotte	19-8	.704	11-4	8-4	43-19	.694	29-8	11-9	3-2	7-3
UAB	15-12	.556	8-7	7-5	29-24	.547	16-9	11-12	2-2	7-3
Louisville	14-13	.519	5-7	9-6	31-24	.564	15-15	13-7	3-2	6-4
Southern Miss	12-15	.444	7-8	5-7	30-28	.517	19-13	8-11	3-4	3-7
Memphis	12-15	.444	5-10	7-5	24-31	.436	12-12	8-16	4-3	2-8
South Florida	9-18	.333	4-8	5-10	21-36	.368	11-14	8-17	2-5	3-7
Saint Louis	4-20	.167	4-11	0-9	10-38	.208	6-15	3-21	1-2	1-9
Cincinnati	4-20	.167	1-8	3-12	15-38	.283	7-9	8-28	0-1	3-7

^ Tournament Champion *Regular Season Champion

1998 POSTSEASON RESULTS

1998 CONFERENCE USA CHAMPIONSHIP

Zephyr Field (Metairie, La.)

Tuesday, May 12 (play-in games)

(9) Saint Louis 7, (8) South Florida 6
(7) Memphis 6, (10) Cincinnati 5

Wednesday, May 13

(3) UNC Charlotte 13, (6) Southern Miss 3
(2) Houston 3, Memphis 2
(5) Louisville 9, (4) UAB 8
(1) Tulane 7, Saint Louis 3

Thursday, May 14

Southern Miss 7, Memphis 6
UAB 4, Saint Louis 1
UNC Charlotte 6, Houston 5
Tulane 13, Louisville 2

Friday, May 15

Southern Miss 6, Houston 5
Louisville 11, UAB 6

Saturday, May 16

UNC Charlotte 6, Southern Miss 5
Tulane 6, Louisville 3

Sunday, May 17

Tulane 5, UNC Charlotte 3

NCAA CHAMPIONSHIP

SOUTH II REGIONAL

(Baton Rouge, La.)

Thursday, May 21

(3) Tulane 11, (4) Southwestern Louisiana 5

Friday, May 22

Cal. State Fullerton 10, Tulane 6

Saturday, May 23

Harvard 14, Tulane 11

CENTRAL REGIONAL

(College Station, Texas)

Thursday, May 21

(2) Texas A&M 17, (5) UNC Charlotte 0

Friday, May 22

(6) Oral Roberts 20, UNC Charlotte 13



1998 Honors

ALL-CONFERENCE

First Team

IF Rodney Eberly, UAB
 IF Joey Hammond, UNC Charlotte
 IF Bo Robinson, UNC Charlotte
 IF Jeremy Schied, Southern Miss
 IF Mike Terry, UAB
 OF Shayne Carnes, UAB
 OF Brian Hughes, Tulane
 OF James Matan, UNC Charlotte
 OF Jason Sparks, Tulane
 C James McAuley, Louisville
 DH Cliff Wren, Southern Miss
 P Josh Bobbitt, Tulane
 P Craig House, Memphis
 P Shane Nance, Houston
 P Jason Stanford, UNC Charlotte
 RP Todd Ardoin, Tulane

Second Team

IF Daniel Boyd, South Florida
 IF Scott Cheek, Southern Miss
 IF Keith Graffagnini, Tulane
 IF Gerald Parr, UNC Charlotte
 IF Mike Pursell, Tulane
 OF Jeremy Albritton, Southern Miss
 OF Brett Bredensteiner, Saint Louis
 OF Brandon Caraway, Houston
 OF Vinnie Diaco, UNC Charlotte
 C Chad Sutter, Tulane
 DH Bruce Rios, Houston
 P Ryan Baker, UNC Charlotte
 P Raul Echeverz, Tulane
 P Jon McDonald, Houston
 P Jason Fortenberry, Southern Miss
 RP Todd Raithe, Louisville

ALL-FRESHMAN TEAM

IF Daniel Boyd, South Florida
 IF Andy Cannizaro, Tulane
 IF Ben Drawdy, South Florida
 IF Mike Eylward, South Florida
 IF Jayme Sperring, Houston
 IF Kris Wilken, Houston
 OF Matt Singer, Cincinnati
 OF Craig Tewes, Cincinnati
 C Jarrod Bitter, Houston
 P Brion Treadway, UNC Charlotte
 P John Vigue, South Florida

PLAYER OF THE YEAR

James Matan, UNC Charlotte

PITCHER OF THE YEAR

Josh Bobbitt, Tulane

FRESHMAN OF THE YEAR

Daniel Boyd, South Florida

COACH OF THE YEAR

Loren Hibbs, UNC Charlotte

ALL-TOURNAMENT TEAM

IF Jeremy Schied, Southern Miss
 IF Keith Graffagnini, Tulane
 IF Gerald Parr, UNC Charlotte
 IF Bo Robinson, UNC Charlotte
 OF Brandon Caraway, Houston
 OF Eric Lee, Houston
 OF Brian Hughes, Tulane
 C James McAuley, Louisville
 P Craig Brown, Tulane
 RP Brion Treadway, UNC Charlotte
 DH Rob Partin, Louisville

TOURNAMENT MVP

Brian Hughes, Tulane

HITTER OF THE WEEK

F16 Craig Tewes, Cincinnati
 F23 Jeremy Albritton, Southern Miss
 M2 Craig House, Memphis
 M9 Cliff Wren, Southern Miss
 M16 Jeremy Schied, Southern Miss
 M23 Shayne Carnes, UAB
 M30 Bo Robinson, UNC Charlotte
 A6 Bo Robinson, UNC Charlotte
 A13 Jason Sparks, Tulane
 A20 Matt Singer, Cincinnati
 A27 Mike Medrano, Houston
 MY4 Mickey McKee, Tulane
 MY11 Shayne Carnes, UAB

PITCHER OF THE WEEK

F16 Paul Poplin, UNC Charlotte
 F23 Jon McDonald, Houston
 M2 Craig House, Memphis
 M4 Josh Bobbitt, Tulane
 M16 Michael Schaeffer, Saint Louis
 M23 Shane Nance, Houston
 M30 Jon McDonald, Houston
 A6 Drew Johnson, Southern Miss
 A13 Roy Tippet, Saint Louis
 A20 Jason Stanford, UNC Charlotte
 A27 Shane Nance, Houston
 MY4 Shane Nance, Houston
 MY11 Craig Boroski, UAB

NATIONAL PLAYER OF THE WEEK

COLLEGIATE BASEBALL

F16 Jason Hill, UNC Charlotte
 M2 Craig House, Memphis
 M9 Josh Bobbitt, Tulane
 M23 Shayne Carnes, UAB
 A20 Jason Stanford, UNC Charlotte
SPORTING NEWS
 A27 Shane Nance, Houston

ALL-AMERICA

COLLEGIATE BASEBALL

Second Team

3B Bo Robinson, UNC Charlotte
 OF James Matan, UNC Charlotte
Third Team
 P Josh Bobbitt, Tulane
 OF Jason Sparks, Tulane

ABCA/RAWLINGS

First Team

3B Bo Robinson, UNC Charlotte
Second Team
 P Josh Bobbitt, Tulane
 OF James Matan, UNC Charlotte
Third Team
 DH Cliff Wren, Southern Miss
 OF Shayne Carnes, UAB

NCBWA

First Team

OF James Matan, UNC Charlotte
Second Team
 3B Bo Robinson, UNC Charlotte
Third Team
 P Josh Bobbitt, Tulane
 OF Shayne Carnes, UAB
 OF Jason Sparks, Tulane

FRESHMAN ALL-AMERICA

COLLEGIATE BASEBALL

First Team

3B Daniel Boyd, South Florida
Honorable Mention
 P Brion Treadway, UNC Charlotte
 P John Vigue, South Florida
 1B Jayme Sperring, Houston

ACADEMIC ALL-AMERICA

GTE/CoSIDA

First Team

1B Jeremy Schied, Southern Miss



Individual Stats - All Games

BATTING LEADERS

BATTING AVG

Robinson, UNCC	.424
Carnes, UAB	.417
Matan, UNCC	.401
Hammond, UNCC	.398
Sutter, TUL	.392
Boyd, USF	.391
McAuley, LOU	.389
Wren, USM	.387
Hughes, TUL	.381
Graffagnini, TUL	.373

RUNS BATTED IN

Robinson, UNCC	100
Matan, UNCC	95
Sparks, TUL	90
Carnes, UAB	87
Schied, USM	81
Graffagnini, TUL	76
Hill, J, UNCC	73
Cheek, USM	69
Harper, LOU	65
Eberly, UAB	64

WALKS

Parr, UNCC	64
Pursell, TUL	54
Hammond, UNCC	53
Robinson, UNCC	49
Sparks, TUL	45
Youkilis, CIN	44
Mills, USM	41
Rios, HOU	41
Carnes, UAB	40
Heller, CIN	40

CAUGHT STEALING

Lee, HOU	8
Parr, UNCC	7
Diaco, UNCC	6
Brown, TUL	6
Caraway, HOU	6
House, MEM	6
Baldwin, LOU	6
5 tied at	5

SLUGGING PCT

Sparks, TUL	.846
Carnes, UAB	.839
Matan, UNCC	.813
Robinson, UNCC	.796
Terry, UAB	.712
Wren, USM	.687
McAuley, LOU	.672
Graffagnini, TUL	.668
Schied, USM	.668
Bredensteiner, SLU	.647

DOUBLES

Robinson, UNCC	32
Hughes, TUL	29
Graffagnini, TUL	25
Schied, USM	25
Lorenz, LOU	24
Hill, J, UNCC	24
Eberly, UAB	23
Voshell, LOU	22
Cannizaro, TUL	22
Pilger, USF	22

HIT BY PITCH

Sparks, TUL	20
Cannizaro, TUL	13
Graffagnini, TUL	12
House, MEM	12
Boyd, USF	12
Southerland, UNCC	11
Terry, UAB	10
Barbara, MEM	10
Rios, HOU	9
Caraway, HOU	9

STEAL ATTEMPTS

Parr, UNCC	48
Hughes, TUL	37
Diaco, UNCC	37
Caraway, HOU	32
Mills, USM	30
Cannizaro, TUL	29
Eaton, USF	26
Pilger, USF	25
Brown, TUL	23
Lee, HOU	21

ON BASE PCT

Robinson, UNCC	.510
Hammond, UNCC	.506
Carnes, UAB	.502
Rios, HOU	.498
Sparks, TUL	.497
Sutter, TUL	.481
Boyd, USF	.462
McAuley, LOU	.461
Matan, UNCC	.456
Pursell, TUL	.455

TRIPLES

Lorenz, LOU	7
Voshell, LOU	5
Cheek, USM	4
Medrano, HOU	4
Terry, UAB	4
McAuley, LOU	4
Wren, USM	4
Skrehot, HOU	4
8 tied at	3

SAC BUNTS

Smith, UAB	11
Moore, CIN	10
Hinton, CIN	8
Hirsch, SLU	7
Parr, UNCC	7
Steiner, SLU	7
Wilson, CIN	7
5 tied at	6

STOLEN BASE PCT.

Schied, USM	1.000
Southerland, UNCC	1.000
Sutter, TUL	1.000
Sperring, HOU	1.000
Damwijk, MEM	1.000
Albritton, USM	1.000
Shirley, TUL	1.000
Hughes, TUL	1.000
Medrano, HOU	1.000
Voshell, LOU	1.000

RUNS SCORED

Sparks, TUL	84
Hammond, UNCC	84
Parr, UNCC	84
Robinson, UNCC	79
Mills, USM	75
Hughes, TUL	75
Caraway, HOU	74
Pursell, TUL	68
Schied, USM	67
2 tied at	66

HOME RUNS

Sparks, TUL	30
Matan, UNCC	27
Carnes, UAB	23
Robinson, UNCC	19
Terry, UAB	18
Schied, USM	16
Becerra, MEM	16
Hill, J, UNCC	14
Harper, LOU	14
Graffagnini, TUL	14

SAC FLIES

Sperring, HOU	8
Robinson, UNCC	7
Matan, UNCC	7
Cheek, USM	7
Wagner, USM	6
Schied, USM	6
5 tied at	5

STRIKEOUTS

Hill, UNCC	65
Southerland, UNCC	62
Sperring, HOU	59
Sparks, TUL	56
Bechtol, CIN	54
Harper, LOU	54
Becerra, MEM	52
Mills, USM	52
Kahoalii, LOU	51
Boyd, USF	51

HITS

Robinson, UNCC	106
Hughes, TUL	104
Matan, UNCC	103
Hammond, UNCC	100
Graffagnini, TUL	90
Schied, USM	88
Carnes, UAB	88
Cheek, USM	85
Voshell, LOU	85
Sutter, TUL	85

TOTAL BASES

Matan, UNCC	209
Robinson, UNCC	199
Sparks, TUL	187
Carnes, UAB	177
Graffagnini, TUL	161
Schied, USM	161
Hughes, TUL	161
Hill, J, UNCC	154
Terry, UAB	151
2 tied at	149

STOLEN BASES

Parr, UNCC	41
Hughes, TUL	35
Diaco, UNCC	31
Mills, USM	26
Caraway, HOU	26
Cannizaro, TUL	25
Eaton, USF	23
Pilger, USF	22
Brown, TUL	17
Hammond, UNCC	17

GROUNDING INTO DP

Eberly, UAB	12
Youkilis, CIN	12
Robinson, UNCC	10
Hill, UNCC	8
Cannizaro, TUL	8
Harness, UAB	8
Matan, UNCC	8
Graffagnini, TUL	8
Kahoalii, LOU	8
10 tied at	7



Individual Stats - All Games

TOTAL PLATE APPEARANCES

Hughes, TUL	317
Parr, UNCC	311
Hammond, UNCC	310
Robinson, UNCC	308
Cannizaro, TUL	306
Pursell, TUL	302
Matan, UNCC	296
Sparks, TUL	291
Hill, J, UNCC	290
Caraway, HOU	281

OPPOSING BAT AVG

Nance, HOU	.223
Bobbitt, TUL	.236
Dickinson, UAB	.242
House, MEM	.250
Baker, UNCC	.260
Green, LOU	.262
Echeverz, TUL	.262
McKay, UNCC	.265
Stanford, UNCC	.265
McEvoy, CIN	.266

INNINGS PITCHED

Bobbitt, TUL	116.2
McKay, UNCC	113.2
Stanford, UNCC	108.0
Baker, UNCC	106.2
Nance, HOU	106.2
House, MEM	94.2
Berkowitz, TUL	90.0
Stauffer, LOU	87.0
Terry, UAB	84.2
Vigue, USF	84.0

GAMES IN RELIEF

Ardoin, TUL	32
Giambalvo, USF	32
Kee, USM	31
Donnick, UNCC	29
Pfaff, USM	29
Treadway, UNCC	29
Steele, CIN	26
Divine, USF	26
Raithel, LOU	25
Shupe, USM	23

AT BATS

Hughes, TUL	273
Hill, UNCC	258
Matan, UNCC	257
Cannizaro, TUL	254
Hammond, UNCC	251
Robinson, UNCC	250
Pilger, USF	244
Eaton, USF	242
Graffagnini, TUL	241
Schied, USM	241

WON-LOSS PCT.

Bobbitt, TUL	.929
Baker, UNCC	.889
Echeverz, TUL	.875
Berkowitz, TUL	.818
Dickinson, UAB	.778
Bell, TUL	.778
Stanford, UNCC	.769
McAdoo, HOU	.714
Fortenberry, USM	.700
Nance, HOU	.692

BATTERS STRUCK OUT

McKay, UNCC	138
Bobbitt, TUL	133
Stanford, UNCC	97
Nance, HOU	93
Baker, UNCC	89
House, MEM	83
Bell, TUL	82
Terry, UAB	81
Cento, CIN	71
Schaeffer, SLU	69

HITS ALLOWED

Cento, CIN	122
Stauffer, LOU	119
McKay, UNCC	117
Stanford, UNCC	112
Vigue, USF	109
Bobbitt, TUL	105
Baker, UNCC	104
Bentley, LOU	103
Terry, UAB	100
Tippett, SLU	99

GAMES PLAYED

Hughes, TUL	63
Pursell, TUL	63
Cannizaro, TUL	63
3 tied at	62

WINS

Bobbitt, TUL	13
Stanford, UNCC	10
Berkowitz, TUL	9
Nance, HOU	9
Baker, UNCC	8
McDonald, HOU	8
Bentley, LOU	8
7 tied at	7

APPEARANCES

Giambalvo, USF	32
Ardoin, TUL	32
Kee, USM	31
Treadway, UNCC	29
Pfaff, USM	29
Donnick, UNCC	29
Steele, CIN	26
Divine, USF	26
Ramos, USF	25
Raithel, LOU	25

RUNS ALLOWED

Cento, CIN	90
Ashley, USF	80
Stanford, UNCC	74
McKay, UNCC	73
McEvoy, CIN	73
Baker, UNCC	70
Vigue, USF	67
Stauffer, LOU	66
Schaeffer, LOU	65
Landy, CIN	64

GAME STARTS

Hughes, TUL	63
Pursell, TUL	63
Cannizaro, TUL	63
Parr, UNCC	62
Hammond, UNCC	62
Robinson, UNCC	62
Hill, UNCC	62
Sparks, TUL	62
3 tied at	61

LOSSES

McEvoy, CIN	9
House, MEM	8
Walker, USM	8
Landy, CIN	7
Stauffer, LOU	7
Bratton, MEM	7
7 tied at	6

GAMES STARTED

McKay, UNCC	18
Bobbitt, TUL	16
Baker, UNCC	16
Nance, HOU	15
McDonald, HOU	15
7 tied at	14

EARNED RUNS ALLOWED

Ashley, USF	71
Cento, CIN	67
McKay, UNCC	67
Stanford, UNCC	66
McEvoy, CIN	58
Baker, UNCC	57
Wessel, UAB	57
Landy, CIN	57
Schaeffer, SLU	57
2 tied at	52

PITCHING LEADERS

EARNED RUN AVG

Echeverz, TUL	2.78
Nance, HOU	2.95
Bobbitt, TUL	3.09
Dickinson, UAB	3.14
House, MEM	3.33
Berkowitz, TUL	3.90
Green, LOU	4.31
Fortenberry, USM	4.48
Stauffer, LOU	4.76
Baker, UNCC	4.81

SAVES

Raithel, LOU	10
Ardoin, TUL	6
Treadway, UNCC	5
Hiles, MEM	5
Steele, CIN	5
Kee, USM	5
Ramos, USF	5
Donnick, UNCC	5
Giambalvo, USF	4
3 tied at	3

GAMES FINISHED

Ardoin, TUL	26
Steele, CIN	24
Raithel, LOU	22
Donnick, UNCC	21
Kee, USM	21
Treadway, UNCC	18
Giambalvo, USF	18
Ramos, USF	17
Hiles, MEM	16
3 tied at	11

WALKS ALLOWED

Ashley, USF	53
McEvoy, CIN	53
Baker, UNCC	52
Stanford, UNCC	52
McKay, UNCC	44
Schaeffer, SLU	42
House, MEM	42
Nance, HOU	42
Richtberg, USF	41
Green, LOU	37



Individual Stats - All Games

DOUBLES ALLOWED

Cento, CIN	33
House, MEM	32
Vigue, USF	25
McKay, UNCC	25
Terry, UAB	24
Stanford, UNCC	23
Bratton, MEM	23
Bentley, LOU	22
Schaeffer, LOU	22
Dawson, MEM	21

HIT BATTERS

Vigue, USF	15
Giambalvo, USF	11
House, MEM	11
Richtberg, USF	11
McEvoy, CIN	10
Nance, HOU	10
Stanford, UNCC	9
5 tied at	8

SAC FLIES ALLOWED

Gallimore, CIN	8
Ashley, USF	7
Nelson, SLU	7
Giambalvo, USF	6
Noecker, SLU	6
Diebold, SLU	6
5 tied at	5

ERRORS

Hirsch, SLU	29
Moore, CIN	25
Skrehot, HOU	22
Cheek, USM	22
Kahoalii, LOU	21
Shockley, SLU	21
Raburn, USF	20
Pursell, TUL	19
Baltz, USM	19
Cannizaro, TUL	19

TRIPLES ALLOWED

Diebold, SLU	5
Terry, UAB	5
Possidento, LOU	4
Baker, UNCC	4
11 tied at	3

INTENTIONAL BB ALLOWED

Beyer, UAB	5
Stallings, UAB	4
Treadway, UNCC	3
Brown, TUL	3
Echeverz, TUL	2
Hiles, MEM	2
Dickinson, UAB	2
McKnight, MEM	2
Bell, TUL	2
24 tied at	1

FIELDING PCT

Sutter, TUL	1.000
Murphy, UAB	1.000
Rios, HOU	1.000
Mills, USM	.992
Carnes, UAB	.991
Caraway, HOU	.990
Bitter, HOU	.990
Schied, USM	.990
Bechtol, CIN	.989
Eaton, USF	.988

FIELDING DOUBLE PLAYS

Schied, USM	55
Hill, J, UNCC	55
Lorenz, LOU	54
Bell, UAB	47
Graffagnini, TUL	47
Sperring, HOU	47
Kahoalii, LOU	42
Terry, UAB	40
Parr, UNCC	39
Meadows, MEM	39

HOME RUNS ALLOWED

Cento, CIN	23
Bentley, LOU	15
McKay, UNCC	15
Baker, UNCC	14
Stanford, UNCC	14
Landy, CIN	13
Stauffer, LOU	12
Varatta, CIN	12
Wessel, UAB	11
Terry, UAB	11

RUNNERS PICKED OFF

Baker, UNCC	6
Nance, HOU	5
Salmon, LOU	3
McAdoo, HOU	3
Lontayo, TUL	3
8 tied at	2

CHANCES

Lorenz, LOU	598
Hill, J, UNCC	585
Schied, USM	584
Southerland, UNCC	549
Graffagnini, TUL	519
Sperring, HOU	507
Sutter, TUL	417
Terry, UAB	412
Eylward, USF	408
McAuley, LOU	364

STOLEN BASES AGAINST

Bechtol, CIN	84
Southerland, UNCC	60
Shea, SLU	52
Boles, USF	52
McAuley, LOU	51
Cutchlow, MEM	42
Aderholt, UAB	33
Scott, HOU	33
Sutter, TUL	31
McEvoy, CIN	28

WILD PITCHES

McEvoy, CIN	21
Brown, USF	12
Treadway, UNCC	11
Nance, HOU	11
Stanford, UNCC	11
Poplin, UNCC	10
8 tied at	9

BATTERS SO OUT LOOKING

McKay, UNCC	54
Bobbitt, TUL	44
Baker, UNCC	41
Bell, TUL	33
House, MEM	30
Schaeffer, SLU	28
Giambalvo, USF	26
Brown, TUL	25
Cento, CIN	25
Treadway, UNCC	25

PUTOUTS

Lorenz, LOU	546
Hill, J, UNCC	541
Schied, USM	530
Southerland, UNCC	489
Graffagnini, TUL	482
Sperring, HOU	472
Eylward, USF	376
Sutter, TUL	371
Terry, UAB	352
McAuley, LOU	308

CAUGHT STEALING BY

Wagner, USM	21
Southerland, UNCC	21
McAuley, LOU	19
Cutchlow, MEM	17
Sutter, TUL	13
Harris, UAB	11
Shea, SLU	11
Bechtol, CIN	10
Bitter, HOU	10
2 tied at	9

BALKS

McAdoo, HOU	5
Salmon, LOU	4
Bobbitt, TUL	3
Adams, USM	3
Royal, USF	3
Stauffer, LOU	2
Beyer, UAB	2
Stanford, UNCC	2
Lontayo, LOU	2
Dickinson, UAB	2

SAC BUNTS ALLOWED

Shupe, USM	9
Fortenberry, USM	8
Stauffer, LOU	7
House, MEM	7
8 tied at	6

ASSISTS

Kahoalii, LOU	205
Parr, UNCC	186
Cannizaro, TUL	186
Bell, UAB	184
Hammond, UNCC	170
Cheek, USM	166
Moore, CIN	161
Pursell, TUL	153
Harness, UAB	149
Meadows, MEM	149



Team Stats - All Games

BATTING LEADERS

BATTING AVG

Tulane	.340
UNC Charlotte	.332
UAB	.331
Southern Miss	.311
Louisville	.308
Houston	.304
South Florida	.292
Cincinnati	.270
Memphis	.269
Saint Louis	.254

RUNS BATTED IN

Tulane	536
UNC Charlotte	515
UAB	413
Southern Miss	411
Louisville	371
Houston	362
South Florida	322
Memphis	277
Cincinnati	262
Saint Louis	212

WALKS

UNC Charlotte	323
Tulane	316
Cincinnati	255
Houston	251
Louisville	247
UAB	240
Southern Miss	216
South Florida	201
Memphis	199
Saint Louis	186

CAUGHT STEALING

Houston	32
UNC Charlotte	28
Tulane	25
UAB	25
Cincinnati	24
Memphis	23
Louisville	21
Southern Miss	20
Saint Louis	19
South Florida	19

SLUGGING PCT

Tulane	.563
UNC Charlotte	.545
UAB	.534
Southern Miss	.502
Louisville	.485
Houston	.468
Cincinnati	.419
Memphis	.416
South Florida	.411
Saint Louis	.376

DOUBLES

Tulane	168
UNC Charlotte	156
Louisville	135
Southern Miss	130
UAB	126
Houston	126
South Florida	104
Memphis	92
Cincinnati	85
Saint Louis	75

HIT BY PITCH

Tulane	81
Memphis	53
UAB	47
Houston	45
UNC Charlotte	45
Southern Miss	43
South Florida	34
Cincinnati	32
Louisville	29
Saint Louis	19

STEAL ATTEMPTS

UNC Charlotte	143
Tulane	136
Houston	120
South Florida	97
UAB	81
Southern Miss	81
Memphis	75
Saint Louis	58
Louisville	54
Cincinnati	51

ON BASE PCT

Tulane	.433
UNC Charlotte	.421
UAB	.412
Louisville	.392
Houston	.390
Southern Miss	.383
Cincinnati	.369
South Florida	.361
Memphis	.354
Saint Louis	.341

TRIPLES

Louisville	28
Houston	17
Southern Miss	17
UNC Charlotte	15
UAB	13
Tulane	10
South Florida	8
Memphis	7
Saint Louis	5
Cincinnati	4

SAC BUNTS

Cincinnati	45
Tulane	35
Saint Louis	33
Houston	33
Louisville	30
UAB	28
Memphis	19
Southern Miss	16
UNC Charlotte	16
South Florida	7

STOLEN BASE PCT

Tulane	.816
UNC Charlotte	.804
South Florida	.804
Southern Miss	.753
Houston	.733
Memphis	.693
UAB	.691
Saint Louis	.672
Louisville	.611
Cincinnati	.529

RUNS SCORED

Tulane	593
UNC Charlotte	565
UAB	459
Southern Miss	437
Louisville	406
Houston	401
South Florida	365
Memphis	309
Cincinnati	294
Saint Louis	239

HOME RUNS

Tulane	105
UNC Charlotte	95
UAB	81
Southern Miss	77
Memphis	56
Cincinnati	56
Houston	54
Louisville	51
South Florida	40
Saint Louis	34

SAC FLIES

UNC Charlotte	37
Tulane	35
Southern Miss	31
Houston	30
South Florida	30
UAB	24
Cincinnati	18
Memphis	15
Louisville	14
Saint Louis	9

STRIKEOUTS

Memphis	433
UNC Charlotte	432
Louisville	423
South Florida	382
Cincinnati	370
Houston	363
Tulane	354
Southern Miss	346
UAB	332
Saint Louis	301

HITS

Tulane	766
UNC Charlotte	738
Southern Miss	646
UAB	643
Louisville	600
Houston	598
South Florida	587
Memphis	499
Cincinnati	473
Saint Louis	389

TOTAL BASES

Tulane	1269
UNC Charlotte	1209
Southern Miss	1041
UAB	1038
Louisville	944
Houston	920
South Florida	827
Memphis	773
Cincinnati	734
Saint Louis	576

STOLEN BASES

UNC Charlotte	115
Tulane	111
Houston	88
South Florida	78
Southern Miss	61
UAB	56
Memphis	52
Saint Louis	39
Louisville	33
Cincinnati	27

GROUNDING INTO DP

Louisville	54
Tulane	54
UNC Charlotte	53
Cincinnati	47
UAB	47
South Florida	45
Houston	45
Southern Miss	43
Memphis	31
Saint Louis	6



Team Stats - All Games

TOTAL PLATE APPEARANCES

Tulane	2724
UNC Charlotte	2643
Southern Miss	2383
Houston	2326
UAB	2286
South Florida	2284
Louisville	2265
Memphis	2143
Cincinnati	2103
Saint Louis	1777

OPPOSING BAT AVG

Tulane	.267
Houston	.276
UNC Charlotte	.284
Memphis	.289
Southern Miss	.302
UAB	.309
Louisville	.318
South Florida	.319
Cincinnati	.324
Saint Louis	.329

INNINGS PITCHED

Tulane	547.2
UNC Charlotte	545.1
Houston	504.0
Southern Miss	502.2
South Florida	486.0
Louisville	483.2
UAB	462.0
Memphis	460.0
Cincinnati	443.0
Saint Louis	393.2

EARNED RUNS ALLOWED

Tulane	248
UAB	292
Memphis	303
Houston	306
Saint Louis	318
Southern Miss	325
Louisville	327
UNC Charlotte	349
South Florida	383
Cincinnati	425

AT BATS

Tulane	2256
UNC Charlotte	2220
Southern Miss	2075
South Florida	2010
Houston	1967
UAB	1945
Louisville	1945
Memphis	1857
Cincinnati	1752
Saint Louis	1530

WON-LOSS PCT

Tulane	.762
UNC Charlotte	.694
Houston	.576
Louisville	.564
UAB	.547
Southern Miss	.517
Memphis	.436
South Florida	.368
Cincinnati	.283
Saint Louis	.208

BATTERS STRUCK OUT

UNC Charlotte	506
Tulane	497
Houston	399
Southern Miss	366
Louisville	347
South Florida	337
UAB	320
Memphis	319
Cincinnati	319
Saint Louis	256

WALKS ALLOWED

Tulane	195
Saint Louis	201
UAB	218
Houston	226
Louisville	227
Cincinnati	229
Southern Miss	231
Memphis	233
South Florida	267
UNC Charlotte	270

GAMES PLAYED

Tulane	.63
UNC Charlotte	62
Houston	59
Southern Miss	58
South Florida	57
Memphis	55
Louisville	55
UAB	53
Cincinnati	53
Saint Louis	48

WINS

Tulane	48
UNC Charlotte	43
Houston	34
Louisville	31
Southern Miss	30
UAB	29
Memphis	24
South Florida	21
Cincinnati	15
Saint Louis	10

APPEARANCES

Tulane	.63
UNC Charlotte	62
Houston	59
Southern Miss	58
South Florida	57
Memphis	55
Louisville	55
UAB	53
Cincinnati	53
Saint Louis	48

DOUBLES ALLOWED

Houston	79
Tulane	88
Southern Miss	109
Saint Louis	114
UNC Charlotte	119
South Florida	121
UAB	132
Memphis	139
Cincinnati	139
Louisville	141

GAME STARTS

Tulane	.63
UNC Charlotte	62
Houston	59
Southern Miss	58
South Florida	57
Memphis	55
Louisville	55
UAB	53
Cincinnati	53
Saint Louis	48

LOSSES

Saint Louis	38
Cincinnati	38
South Florida	36
Memphis	31
Southern Miss	28
Houston	25
UAB	24
Louisville	24
UNC Charlotte	19
Tulane	15

HITS ALLOWED

Memphis	527
Houston	548
Saint Louis	558
Tulane	569
UAB	576
Southern Miss	610
UNC Charlotte	611
Cincinnati	628
South Florida	635
Louisville	649

TRIPLES ALLOWED

Memphis	5
UNC Charlotte	10
Southern Miss	10
UAB	11
South Florida	11
Tulane	12
Houston	14
Cincinnati	17
Saint Louis	21
Louisville	22

PITCHING LEADERS

EARNED RUN AVG

Tulane	4.08
Houston	5.46
UAB	5.69
UNC Charlotte	5.76
Southern Miss	5.82
Memphis	5.93
Louisville	6.08
South Florida	7.09
Saint Louis	7.27
Cincinnati	8.63

SAVES

UNC Charlotte	13
Tulane	12
Louisville	11
Memphis	9
Southern Miss	9
South Florida	9
UAB	8
Houston	7
Cincinnati	6
Saint Louis	2

RUNS ALLOWED

Tulane	316
UAB	349
Houston	351
Memphis	380
Southern Miss	384
UNC Charlotte	399
Louisville	413
Saint Louis	439
South Florida	455
Cincinnati	512

HOME RUNS ALLOWED

Houston	39
Tulane	43
Louisville	55
Saint Louis	57
UAB	58
South Florida	59
Memphis	59
Southern Miss	68
UNC Charlotte	73
Cincinnati	99



Team Stats - All Games

WILD PITCHES

South Florida	64
UNC Charlotte	56
Southern Miss	56
Louisville	50
UAB	49
Memphis	48
Saint Louis	46
Houston	46
Cincinnati	45
Tulane	42

BATTERS SO OUT LOOKING

UNC Charlotte	182
Tulane	165
South Florida	136
Houston	125
Cincinnati	114
Southern Miss	112
Louisville	110
Memphis	105
UAB	100
Saint Louis	97

PUTOUTS

Tulane	1643
UNC Charlotte	1636
Houston	1512
Southern Miss	1508
South Florida	1458
Louisville	1451
UAB	1386
Memphis	1380
Cincinnati	1329
Saint Louis	1181

CAUGHT STEALING BY

UAB	31
Southern Miss	28
South Florida	27
Houston	24
Memphis	24
UNC Charlotte	24
Tulane	24
Louisville	22
Saint Louis	21
Cincinnati	19

BALKS

Houston	11
Tulane	10
Louisville	8
South Florida	7
UAB	6
Saint Louis	5
Memphis	4
UNC Charlotte	4
Cincinnati	3
Southern Miss	3

SAC BUNTS ALLOWED

Southern Miss	41
UAB	36
Memphis	29
Tulane	27
Houston	26
Louisville	25
Saint Louis	25
UNC Charlotte	22
South Florida	20
Cincinnati	13

ASSISTS

Southern Miss	719
Louisville	668
UAB	663
UNC Charlotte	645
Tulane	645
Houston	639
Memphis	610
South Florida	582
Cincinnati	578
Saint Louis	467

STEAL ATTEMPTS AGAINST

Cincinnati	133
South Florida	118
Saint Louis	98
UAB	91
Memphis	88
Houston	88
UNC Charlotte	84
Louisville	78
Tulane	73
Southern Miss	58

HIT BATTERS

South Florida	78
Houston	45
Saint Louis	43
Memphis	38
Tulane	35
UAB	34
UNC Charlotte	34
Cincinnati	29
Louisville	28
Southern Miss	24

SAC FLIES ALLOWED

Saint Louis	39
South Florida	34
Memphis	29
Southern Miss	23
Cincinnati	23
UNC Charlotte	17
Houston	16
Tulane	15
UAB	14
Louisville	10

ERRORS

Saint Louis	127
Cincinnati	110
Louisville	106
Memphis	106
Tulane	105
Southern Miss	104
Houston	92
South Florida	90
UNC Charlotte	85
UAB	78

PASSED BALLS

Memphis	20
UNC Charlotte	18
Cincinnati	16
Southern Miss	13
Saint Louis	11
Houston	11
UAB	11
Louisville	9
South Florida	8
Tulane	3

INTENTIONAL BB ALLOWED

UAB	15
Tulane	10
UNC Charlotte	6
Memphis	6
Cincinnati	5
South Florida	4
Houston	2
Southern Miss	1

FIELDING LEADERS

FIELDING PCT

UNC Charlotte	.964
UAB	.963
Houston	.959
South Florida	.958
Tulane	.956
Southern Miss	.955
Louisville	.952
Memphis	.949
Cincinnati	.945
Saint Louis	.928

FIELDING DOUBLE PLAYS

Southern Miss	62
Tulane	61
Louisville	59
UAB	59
UNC Charlotte	57
South Florida	57
Houston	57
Memphis	55
Saint Louis	35
Cincinnati	30

CATCHERS INTERFERENCE

Southern Miss	2
Saint Louis	2
UNC Charlotte	1
Memphis	1
Louisville	1
UAB	1

RUNNERS PICKED OFF

Houston	17
Tulane	11
UNC Charlotte	10
UAB	5
Louisville	5
Memphis	4
Cincinnati	4
South Florida	3
Saint Louis	2

CHANCES

Tulane	2393
UNC Charlotte	2366
Southern Miss	2331
Houston	2243
Louisville	2225
South Florida	2130
UAB	2127
Memphis	2096
Cincinnati	2017
Saint Louis	1775

STOLEN BASES AGAINST

Cincinnati	114
South Florida	91
Saint Louis	77
Houston	64
Memphis	64
UNC Charlotte	60
UAB	60
Louisville	56
Tulane	49
Southern Miss	30



Individual Stats - C-USA Games B A S E B A L L

BATTING LEADERS

BATTING AVG

Carnes, UAB	.445
Burnham, TUL	.442
Bredensteiner, SLU	.424
Diaco, UNCC	.405
Medrano, HOU	.404
Boyd, USF	.400
Graffagnini, TUL	.394
Baldwin, LOU	.392
Caraway, HOU	.390
Matan, UNCC	.388

RUNS BATTED IN

Robinson, UNCC	50
Carnes, UAB	45
Graffagnini, TUL	37
Matan, UNCC	35
Harper, LOU	34
Schied, USM	33
Sparks, TUL	31
Burnham, TUL	31
Hill, J., UNCC	31
Hughes, TUL	31

HIT BY PITCH

Sparks, TUL	13
Caraway, HOU	6
House, MEM	6
Terry, UAB	6
Graffagnini, TUL	5
Rios, HOU	5
Sutter, TUL	5
10 tied at	4

STEAL ATTEMPTS

Hughes, TUL	19
Caraway, HOU	18
Parr, UNCC	18
Diaco, UNCC	17
Mills, USM	16
Hammond, UNCC	12
Pilger, USF	12
Rios, HOU	11
Cannizaro, TUL	10
Brown, TUL	10

SLUGGING PCT

Carnes, UAB	.864
Robinson, UNCC	.860
Matan, UNCC	.810
Burnham, TUL	.802
Bredensteiner, SLU	.776
Medrano, HOU	.753
Schied, USM	.713
Terry, UAB	.709
Boyd, USF	.667
Graffagnini, TUL	.663

DOUBLES

Hill, J., UNCC	16
Pilger, USF	12
Burnham, TUL	11
9 tied at	10

TRIPLES

Skrehot, HOU.	3
Lorenz, LOU	3
11 tied at	2

SAC BUNTS

Moore, CIN	8
Smith, UAB	8
Parr, UNCC	5
Harness, UAB	5
Hinton, CIN	5
Hirsch, SLU	5
Wilson, CIN	4
Cannizaro, TUL	4
Allen, HOU	4
Wilken, HOU	4

STOLEN BASE PCT

Hughes, TUL	1.000
Hill, J, UNCC	1.000
Eberly, USF	1.000
Pilger, USF	1.000
Yoshell, LOU	1.000
Harper, LOU	1.000
Lynch, USF	1.000
Damwijk, MEM	1.000
Boyd, USF	1.000
Wren, USM	1.000

ON BASE PCT

Carnes, UAB	.523
Bredensteiner, SLU	.510
Burnham, TUL	.510
Sparks, TUL	.500
Rios, HOU	.496
Baldwin, LOU	.490
Caraway, HOU	.488
McAuley, LOU	.468
Diaco, UNCC	.468
Sutter, TUL	.468

HOME RUNS

Robinson, UNCC	14
Matan, UNCC	14
Carnes, UAB	12
Schied, USM	10
Southerland, UNCC	9
Terry, UAB	9
Becerra, MEM	8
Boyd, USF	8
4 tied at	7

SAC FLIES

Sperring, HOU	5
Wagner, USM	5
Bitter, HOU	4
Sutter, TUL	3
Schied, USM	3
Drawdy, USF	3
Shirley, TUL	3
Graffagnini, TUL	3
Wren, USM	3
Damwijk, MEM	3

STRIKEOUTS

Harper, LOU	54
Hill, J, UNCC	65
Sparks, TUL	56
Becerra, MEM	52
Kahoalii, LOU	51
Bell, UAB	24
Leicester, MEM	24
6 tied at	23

RUNS SCORED

Caraway, HOU	42
Sparks, TUL	39
Hughes, TUL	36
Parr, UNCC	36
Robinson, UNCC	36
Hammond, UNCC	33
Mills, USM	33
Diaco, UNCC	32
Pursell, TUL	32
2 tied at	31

TOTAL BASES

Robinson, UNCC	98
Carnes, UAB	95
Matan, UNCC	94
Schied, USM	77
Hill, J., UNCC	77
Terry, UAB	73
Hughes, TUL	72
Boyd, USF	70
Eberly, UAB	70
2 tied at	69

STOLEN BASES

Hughes, TUL	19
Parr, UNCC	17
Caraway, HOU	16
Mills, USM	15
Diaco, UNCC	14
Pilger, USF	12
Hammond, UNCC	11
Cannizaro, TUL	9
3 tied at	8

GROUNDING INTO DP

Eberly, UAB	7
Youkilis, CIN	7
Hill, J, UNCC	5
Harper, LOU	5
Lorenz, LOU	5
Carnes, UAB	5
Leicester, MEM	5
9 tied at	4

HITS

Carnes, UAB	49
Matan, UNCC	45
Diaco, UNCC	45
Hill, J., UNCC	44
Hughes, TUL	44
Robinson, UNCC	44
Boyd, USF	42
Hammond, UNCC	41
Caraway, HOU	41
Graffagnini, TUL	41

WALKS

Pursell, TUL	26
Sparks, TUL	25
Rios, HOU	22
Hammond, UNCC	21
Bell, UAB	19
Carnes, UAB	19
Hughes, TUL	18
Youkilis, CIN	18
Brown, TUL	18
Harper, LOU	18

CAUGHT STEALING

Baldwin, LOU	5
McAuley, LOU	4
Pursell, TUL	4
Campbell, SLU	3
Diaco, UNCC	3
Matan, UNCC	3
Rios, HOU	3
Harness, UAB	3
Lee, HOU	3
Brown, TUL	3



Individual Stats - C-USA Games BASEBALL

TOTAL PLATE APPEARANCES

Hughes, TUL	141
Cannizaro, TUL	137
Parr, UNCC	136
Harness, UAB	136
Pursell, TUL	136
Hammond, UNCC	135
Robinson, UNCC	133
4 tied at	132

AT BATS

Hughes, TUL	118
Kahoalii, LOU	118
Hill, J, UNCC	118
Eberly, UAB	117
Harness, UAB	117
Atan, USF	116
Atan, UNCC	116
Lorenz, LOU	116
Pilger, USF	116
2 tied at	115

PITCHING LEADERS

EARNED RUN AVG

Nance, HOU	1.80
Echeverz, TUL	2.85
House, MEM	3.06
Fortenberry, USM	3.15
Berkowitz, TUL	3.60
Green, LOU	4.38
Bobbitt, TUL	4.50
McDonald, HOU	4.62
McAdoo, HOU	4.81
Terry, UAB	4.81

OPPOSING BAT AVG

Nance, HOU	.198
Fortenberry, USM	.212
Echeverz, TUL	.226
House, MEM	.234
Baker, UNCC	.235
McAdoo, HOU	.247
Johnson, USM	.250
Terry, UAB	.251
Berkowitz, TUL	.256
Bobbitt, TUL	.257

WON-LOSS PCT

Echeverz, TUL	1.000
Baker, UNCC	1.000
Bobbitt, TUL	1.000
Stanford, UNCC	.875
Nance, HOU	.875
Berkowitz, TUL	.800
McDonald, HOU	.750
McAdoo, HOU	.667
Bentley, LOU	.625
Terry, UAB	.571

WINS

Stanford, UNCC	7
Nance, HOU	7
Baker, UNCC	6
Echeverz, TUL	6
Bobbitt, TUL	6
McDonald, HOU	6
Bentley, LOU	5
4 tied at	4

LOSSES

House, MEM	6
Vigue, USF	5
Stauffer, LOU	5
Richtberg, USF	5
Schaeffer, SLU	5
Portell, SLU	4
Gallimore, CIN	4
Walker, USM	4
Tippett, LSU	4
15 tied at	3

SAVES

Hiles, MEM	5
Raithel, LOU	4
Donnick, UNCC	4
Ramos, USF	4
Moore, HOU	3
Kee, USM	3
Stallings, UAB	2
Steele, CIN	2
Lundy, UAB	2
8 tied at	1

INNINGS PITCHED

Nance, HOU	70.0
Baker, UNCC	64.2
House, MEM	64.2
McKay, UNCC	61.2
Stanford, UNCC	61.0
Terry, UAB	58.0
Vigue, USF	
Bentley, LOU	54.2
Bobbitt, TUL	54.0
Echeverz, TUL	53.2

BATTERS STRUCK OUT

McKay, UNCC	72
Nance, HOU	67
Terry, UAB	65
Stanford, UNCC	64
House, MEM	59
Bobbitt, TUL	58
Baker, UNCC	51
Schaeffer, SLU	42
Bentley, LOU	41
Echeverz, TUL	41

APPEARANCES

Steele, CIN	15
Kee, USM	14
Ramos, USF	14
Donnick, UNCC	12
Giambalvo, USF	12
Pfaff, USM	12
5 tied at	11

GAMES STARTED

11 tied at	9
------------	---

GAMES FINISHED

Steele, CIN	14
Ramos, USF	12
Raithel, LOU	11
Donncik, UNCC	11
Ardoin, TUL	10
Kee, USM	9
Hiles, MEM	9
Treadway, UNCC	8
Moore, HOU	6
7 tied at	5

GAMES IN RELIEF

Steele, CIN	15
Ramos, USF	14
Kee, USM	14
Donnick, UNCC	12
Pfaff, USM	12
Giambalvo, USF	12
Ardoin, TUL	11
Treadway, UNCC	11
Raithel, LOU	11
3 tied at	10

HITS ALLOWED

Stauffer, LOU	80
Vigue, USF	80
Bentley, LOU	78
Wessel, UAB	70
Tippett, SLU	68
Stanford, UNCC	66
McKay, UNCC	63
Beyer, UAB	58
Terry, UAB	57
Baker, UNCC	56

RUNS ALLOWED

Bentley, LOU	48
Vigue, USF	48
Stauffer, LOU	44
Wessel, UAB	44
Stanford, UNCC	43
Baker, UNCC	41
Schaeffer, SLU	41
Gallimore, CIN	40
Tippett, SLU	39
McKay, UNCC	38

EARNED RUNS ALLOWED

Wessel, UAB	42
Bentley, LOU	40
Stanford, UNCC	39
Vigue, USF	37
McKay, UNCC	36
Gallimore, CIN	36
Baker, UNCC	35
Schaeffer, SLU	32
Stauffer, LOU	32
2 tied at	31

WALKS ALLOWED

Baker, UNCC	33
Stanford, UNCC	33
House, MEM	30
Richtberg, USF	30
McKay, UNCC	29
Schaeffer, SLU	26
Wessel, UAB	24
Nance, HOU	23
McDonald, HOU	22
Bentley, LOU	22

DOUBLES ALLOWED

House, MEM	24
Vigue, USF	22
Bentley, LOU	17
Stauffer, LOU	16
Beyer, UAB	15
Schaeffer, SLU	14
Wessel, UAB	14
Terry, UAB	14
Dawson, MEM	12
Tippett, SLU	12

TRIPLES ALLOWED

Possidento, LOU	4
McKay, UNCC	3
Terry, UAB	3
10 tied at	2

HOME RUNS ALLOWED

McKay, UNCC	11
Baker, UNCC	10
Varatta, CIN	10
Stauffer, LOU	10
Bentley, LOU	10
Wessel, UAB	8
Gallimore, CIN	8
Cento, CIN	8
Stanford, UNCC	8
2 tied at	7



Individual Stats - C-USA Games B A S E B A L L

WILD PITCHES

McEvoy, CIN	10
Richtberg, USF	8
Stanfiedl, SLU	6
Nance, HOU	6
Portell, SLU	6
Stanford, UNCC	6
Terry, UAB	6
4 tied at	5

BALKS

McAdoo, HOU	4
Adams, USM	2
Beyer, UAB	2
20 tied at	1

HIT BATTERS

Vigue, USF	10
House, MEM	9
Richtberg, USF	9
Giambalvo, USF	6
Terry, UAB	6
Green, LOU	5
Nance, HOU	5
Pfaff, USM	5
Ashley, USF	5
Bentley, LOU	5

INTENTIONAL BB ALLOWED

Treadway, UNCC	3
Stallings, UAB	3
Hiles, MEM	2
Beyer, UAB	2
16 tied at	1

RUNNERS PICKED OFF

Nance, HOU	3
Baker, UNCC	3
McAdoo, HOU	2
Echeverz, TUL	2
Bobbitt, TUL	2
McKnight, MEM	2
14 tied at	1

BATTERS SO OUT LOOKING

McKay, UNCC	30
House, MEM	25
Baker, UNCC	21
McAdoo, HOU	17
Bobbitt, TUL	17
Terry, UAB	16
Nance, HOU	16
Schaeffer, SLU	16
Bentley, LOU	13
Giambalvo, USF	13

SAC BUNTS ALLOWED

Fortenberry, USM	6
House, MEM	6
Wessel, UAB	5
Vigue, USF	5
Bentley, LOU	5
Stauffer, LOU	4
Shupe, USM	4
Schaeffer, SLU	4
Johnson, USM	4
Tippett, SLU	4

SAC FLIES ALLOWED

Gallimore, CIN	7
Ashley, USF	5
Giambalvo, USF	4
Noecker, SLU	4
Marbury, USM	4
Walker, USM	4
Richtberg, USF	4
4 tied at	3

FIELDING LEADERS

FIELDING PCT

Sutter, TUL	1.000
Bechtol, CIN	1.000
Eaton, USF	1.000
Mills, USM	1.000
Hinton, CIN	1.000
Lee, HOU	1.000
L. Williams, LOU	1.000
Lynch, USF	1.000
Caraway, HOU	1.000
Murphy, UAB	1.000

CHANCES

Lorenz, LOU	300
Schied, USM	281
Hill, J., UNCC	258
Southerland, UNCC	249
Sperring, HOU	237
Graffagnini, TUL	219
Terry, UAB	212
Eylward, USF	208
Wagner, USM	180
4 tied at	160

PUTOUTS

Lorenz, LOU	269
Schied, USM	256
Hill, J., UNCC	236
Southerland, UNCC	231
Sperring, HOU	221
Graffagnini, TUL	202
Eylward, USF	198
Terry, UAB	174
Bitter, HOU	150
Wagner, USM	148

ASSISTS

Kahoalii, LOU	104
Damwijk, MEM	89
Bell, UAB	84
Parr, UNCC	81
Steiner, SLU	79
Cheek, USM	77
Harness, UAB	75
Moore, CIN	74
Meadows, MEM	73
Hammond, UNCC	73

ERRORS

Raburn, USF	14
Skrehot, HOU	14
Hammond, UNCC	13
Hirsch, SLU	11
Cheek, USM	11
Kahoalii, LOU	10
Youkilis, CIN	10
Leicester, MEM	10
Cannizaro, TUL	9
8 tied at	8

FIELDING DOUBLE PLAYS

Lorenz, LOU	27
Sperring, HOU	27
Hill, J., UNCC	26
Schied, USM	26
Allen, HOU	23
Kahoalii, LOU	22
Eylward, USF	21
Poor, MEM	19
Drawdy, USF	19
4 tied at	18

STOLEN BASES AGAINST

Bechtol, CIN	38
Southerland, UNCC	28
Shea, SLU	27
Boles, USF	24
Cutchlow, MEM	23
McAuley, LOU	19
Aderholt, UAB	16
Sutter, TUL	16
Earle, USF	15
Ballard, MEM	13

CAUGHT STEALING BY

Wagner, USM	11
Cutchlow, MEM	9
Southerland, UNCC	8
Earle, USF	7
McAuley, LOU	6
Shea, SLU	5
Baker, UNCC	5
Sutter, TUL	5
Vigue, USF	5
House, MEM	5

STEAL ATTEMPTS AGAINST


Bechtol, CIN	41
Southerland, UNCC	36
Cutchlow, MEM	32
Shea, SLU	32
Boles, USF	26
McAuley, LOU	25
Earle, USF	22
Wagner, USM	22
Sutter, TUL	21
Aderholt, UAB	20

PASSED BALLS

Southerland, UNCC	7
Cutchlow, MEM	6
Bechtol, CIN	5
Aderholt, CIN	4
Bitter, HOU	4
McAuley, LOU	4
Ballard, MEM	4
Wagner, USM	4
Wren, USM	3
Ruebel, CIN	3

CATCHERS INTERFERENCE

Shea, SLU	1
Wagner, USM	1
McAuley, LOU	1
Aderholt, UAB	1



Jason Stanford, UNCC



Team Stats - C-USA Games B A S E B A L L

BATTING LEADERS

BATTING AVG

Tulane	.353
UNC Charlotte	.342
UAB	.335
Houston	.334
Louisville	.310
South Florida	.287
Southern Miss	.286
Memphis	.255
Cincinnati	.253
Saint Louis	.243

RUNS BATTED IN

Tulane	260
UNC Charlotte	228
UAB	195
Houston	187
Louisville	178
Southern Miss	167
South Florida	149
Memphis	124
Cincinnati	98
Saint Louis	90

WALKS

Tulane	159
Louisville	116
UNC Charlotte	113
UAB	112
Houston	110
Cincinnati	105
Southern Miss	88
Saint Louis	88
Memphis	85
South Florida	84

CAUGHT STEALING

Houston	16
Louisville	14
Tulane	13
UNC Charlotte	13
UAB	11
Memphis	10
Saint Louis	10
Cincinnati	8
Southern Miss	6
South Florida	3

SLUGGING PCT

UNC Charlotte	.578
Tulane	.576
UAB	.534
Houston	.520
Southern Miss	.476
Louisville	.461
South Florida	.421
Memphis	.389
Cincinnati	.382
Saint Louis	.362

DOUBLES

UAB	75
Tulane	68
UNC Charlotte	67
Houston	67
Southern Miss	61
Louisville	56
South Florida	50
Cincinnati	45
Memphis	42
Saint Louis	34

HIT BY PITCH

Tulane	38
Memphis	27
Houston	23
UAB	20
Southern Miss	17
UNC Charlotte	16
Louisville	15
Cincinnati	13
South Florida	11
Saint Louis	8

STEAL ATTEMPTS

Houston	70
UNC Charlotte	66
Tulane	64
Memphis	40
Southern Miss	37
South Florida	36
UAB	33
Louisville	29
Saint Louis	19
Cincinnati	16

ON BASE PCT

Tulane	.455
UNC Charlotte	.414
Houston	.413
UAB	.410
Louisville	.389
Southern Miss	.351
Cincinnati	.349
South Florida	.348
Memphis	.332
Saint Louis	.325

TRIPLES

Houston	9
Louisville	9
UNC Charlotte	8
UAB	6
Southern Miss	5
Saint Louis	5
South Florida	5
Tulane	4
Memphis	4
Cincinnati	2

SAC BUNTS

Cincinnati	22
UAB	19
Houston	18
Tulane	17
Saint Louis	15
Louisville	14
Memphis	8
UNC Charlotte	8
Southern Miss	5
South Florida	1

STOLEN BASE PCT

South Florida	.917
Southern Miss	.838
UNC Charlotte	.803
Tulane	.797
Houston	.771
Memphis	.750
UAB	.667
Louisville	.517
Cincinnati	.500
Saint Louis	.474

RUNS SCORED

Tulane	284
UNC Charlotte	250
UAB	216
Houston	211
Louisville	194
Southern Miss	178
South Florida	164
Memphis	142
Cincinnati	107
Saint Louis	101

HOME RUNS

UNC Charlotte	51
Tulane	46
Southern Miss	37
UAB	37
Houston	28
Memphis	25
Louisville	25
South Florida	22
Cincinnati	17
Saint Louis	16

SAC FLIES

Tulane	20
Southern Miss	17
Houston	15
South Florida	13
Memphis	11
UNC Charlotte	10
UAB	9
Cincinnati	8
Louisville	7
Saint Louis	4

STRIKEOUTS

Louisville	218
Memphis	201
UNC Charlotte	184
Cincinnati	172
UAB	167
Houston	157
South Florida	155
Southern Miss	152
Saint Louis	148
Tulane	144

HITS

UNC Charlotte	343
Tulane	339
UAB	335
Louisville	305
Houston	304
Southern Miss	273
South Florida	271
Memphis	238
Cincinnati	195
Saint Louis	186

TOTAL BASES

UNC Charlotte	579
Tulane	553
UAB	533
Houston	473
Southern Miss	455
Louisville	454
South Florida	397
Memphis	363
Cincinnati	295
Saint Louis	278

STOLEN BASES

Houston	54
UNC Charlotte	53
Tulane	51
South Florida	33
Southern Miss	31
Memphis	30
UAB	22
Louisville	15
Saint Louis	9
Cincinnati	8

GROUNDING INTO DP

Louisville	30
UAB	28
Cincinnati	26
Tulane	22
UNC Charlotte	21
South Florida	17
Southern Miss	17
Houston	17
Memphis	16
Saint Louis	6



Team Stats - C-USA Games B A S E B A L L

TOTAL PLATE APPEARANCES

Tulane	1195
UAB	1160
UNC Charlotte	1149
Louisville	1136
Southern Miss	1084
Houston	1075
Memphis	1063
South Florida	1054
Cincinnati	920
Saint Louis	882

WINS

Tulane	22
Houston	21
UNC Charlotte	19
UAB	15
Louisville	14
Memphis	12
Southern Miss	12
South Florida	9
Saint Louis	4
Cincinnati	4

APPEARANCES

UAB	27
UNC Charlotte	27
Tulane	27
Houston	27
Memphis	27
Southern Miss	27
Louisville	27
South Florida	27
Cincinnati	24
Saint Louis	24

DOUBLES ALLOWED

Houston	28
Tulane	32
UNC Charlotte	42
Southern Miss	46
Saint Louis	58
Cincinnati	66
UAB	69
South Florida	71
Louisville	73
Memphis	75

AT BATS

UNC Charlotte	1002
UAB	999
Louisville	984
Tulane	960
Southern Miss	956
South Florida	944
Memphis	932
Houston	909
Cincinnati	772
Saint Louis	767

LOSSES

Cincinnati	20
Saint Louis	20
South Florida	18
Southern Miss	15
Memphis	15
Louisville	13
UAB	12
UNC Charlotte	8
Houston	6
Tulane	5

HITS ALLOWED

Houston	207
Tulane	245
Southern Miss	258
Memphis	264
UNC Charlotte	265
Saint Louis	296
UAB	299
Cincinnati	303
South Florida	313
Louisville	335

TRIPLES ALLOWED

Southern Miss	3
Memphis	3
Houston	4
UNC Charlotte	5
South Florida	5
Cincinnati	5
Tulane	6
UAB	7
Saint Louis	8
Louisville	12

PITCHING LEADERS

EARNED RUN AVG

Houston	3.85
Tulane	4.46
Southern Miss	5.31
UAB	5.53
Memphis	5.55
UNC Charlotte	5.80
Louisville	6.40
Saint Louis	7.40
South Florida	8.00
Cincinnati	9.74

SAVES

Memphis	6
UNC Charlotte	5
South Florida	5
UAB	5
Houston	4
Louisville	4
Southern Miss	4
Cincinnati	2
Tulane	2

RUNS ALLOWED

Houston	115
Tulane	135
Southern Miss	161
UAB	173
UNC Charlotte	176
Memphis	181
Louisville	203
Saint Louis	212
South Florida	238
Cincinnati	253

HOME RUNS ALLOWED

Houston	15
Tulane	19
Southern Miss	26
UAB	27
Memphis	27
Saint Louis	28
South Florida	32
UNC Charlotte	36
Louisville	36
Cincinnati	58

OPPOSING BAT AVG

Houston	.242
Tulane	.270
UNC Charlotte	.278
Memphis	.287
Southern Miss	.288
UAB	.310
Louisville	.329
South Florida	.335
Saint Louis	.336
Cincinnati	.338

INNINGS PITCHED

UNC Charlotte	240.1
Louisville	239.0
UAB	237.2
Southern Miss	234.0
Memphis	232.0
Tulane	230.0
Houston	226.2
South Florida	225.0
Cincinnati	203.1
Saint Louis	203.0

EARNED RUNS ALLOWED

Houston	97
Tulane	114
Southern Miss	138
Memphis	143
UAB	146
UNC Charlotte	155
Saint Louis	167
Louisville	170
South Florida	200
Cincinnati	220

WILD PITCHES

Southern Miss	29
South Florida	28
UAB	26
Saint Louis	22
Memphis	20
Cincinnati	19
Louisville	18
Tulane	16
Houston	16
UNC Charlotte	15

WON-LOSS PCT

Tulane	.815
Houston	.778
UNC Charlotte	.704
UAB	.556
Louisville	.519
Southern Miss	.444
Memphis	.444
South Florida	.333
Saint Louis	.167
Cincinnati	.167

BATTERS STRUCK OUT

UNC Charlotte	232
Tulane	190
Houston	189
Memphis	175
UAB	173
Southern Miss	172
Louisville	161
South Florida	154
Cincinnati	129
Saint Louis	123

WALKS ALLOWED

Tulane	78
Houston	83
Saint Louis	98
Louisville	99
UAB	109
Southern Miss	110
Cincinnati	111
Memphis	116
South Florida	127
UNC Charlotte	130

BALKS

Houston	6
Tulane	4
South Florida	3
Louisville	3
UNC Charlotte	3
Cincinnati	2
Saint Louis	2
UAB	2
Southern Miss	2
Memphis	1



Team Stats - C-USA Games BASEBALL

HIT BATTERS

South Florida	51
Tulane	19
Louisville	18
Saint Louis	17
Memphis	17
Southern Miss	16
Houston	15
JAB	14
Cincinnati	11
UNC Charlotte	9

SAC FLIES ALLOWED

South Florida	22
Southern Miss	18
Cincinnati	17
Saint Louis	17
Memphis	10
UAB	6
Tulane	6
Houston	6
UNC Charlotte	5
Louisville	5

ERRORS

Saint Louis	62
Memphis	49
Louisville	48
Southern Miss	46
Houston	42
South Florida	41
Cincinnati	40
UNC Charlotte	38
Tulane	36
UAB	34

CAUGHT STEALING BY

UAB	19
Southern Miss	13
South Florida	12
Tulane	12
Memphis	11
Saint Louis	10
UNC Charlotte	10
Louisville	8
Houston	8
Cincinnati	6

INTENTIONAL BB ALLOWED

JAB	8
Memphis	4
UNC Charlotte	4
Cincinnati	4
Tulane	3
Southern Miss	1
Houston	1
South Florida	1

FIELDING LEADERS

FIELDING PCT

UAB	.968
Tulane	.964
UNC Charlotte	.963
Houston	.959
Southern Miss	.958
South Florida	.958
Louisville	.956
Cincinnati	.956
Memphis	.953
Saint Louis	.933

FIELDING DOUBLE PLAYS

Houston	33
Southern Miss	32
Louisville	29
South Florida	28
Memphis	27
UNC Charlotte	27
UAB	23
Tulane	21
Saint Louis	17
Cincinnati	16

STEAL ATTEMPTS AGAINST

Cincinnati	59
Saint Louis	51
South Florida	51
Memphis	47
UAB	46
UNC Charlotte	38
Tulane	36
Louisville	30
Southern Miss	25
Houston	24

RUNNERS PICKED OFF

Houston	9
Tulane	6
UNC Charlotte	4
Memphis	3
JAB	2
Louisville	2
South Florida	1
Cincinnati	1

CHANCES

Southern Miss	1095
Louisville	1090
UAB	1075
Memphis	1042
UNC Charlotte	1034
Houston	1020
Tulane	1007
South Florida	970
Saint Louis	920
Cincinnati	904

STOLEN BASES AGAINST

Cincinnati	53
Saint Louis	41
South Florida	39
Memphis	36
UNC Charlotte	28
UAB	27
Tulane	24
Louisville	22
Houston	16
Southern Miss	12

PASSED BALLS

Memphis	10
Cincinnati	8
Southern Miss	7
UNC Charlotte	7
UAB	6
Houston	5
Louisville	4
Saint Louis	3
South Florida	3

BATTERS SO OUT LOOKING

UNC Charlotte	83
South Florida	61
Houston	58
Memphis	58
JAB	54
Tulane	53
Louisville	52
Saint Louis	48
Southern Miss	46
Cincinnati	43

PUTOUTS

UNC Charlotte	721
Louisville	717
UAB	713
Southern Miss	702
Memphis	696
Tulane	690
Houston	680
South Florida	675
Cincinnati	610
Saint Louis	609

CATCHERS INTERFERENCE

Saint Louis	1
Louisville	1
Southern Miss	1
UAB	1

SAC BUNTS ALLOWED

Southern Miss	25
JAB	18
Louisville	14
Memphis	13
Saint Louis	13
South Florida	13
UNC Charlotte	10
Houston	9
Tulane	8
Cincinnati	6

ASSISTS

Southern Miss	347
UAB	328
Louisville	325
Houston	298
Memphis	297
Tulane	281
UNC Charlotte	275
South Florida	254
Cincinnati	254
Saint Louis	249



Jud McMillin, Cincinnati



Records (Individual - All Games)

BATTING

BATTING AVERAGE

SEASON		
.427	Goefrey Tomlinson, HOU	1997
.424	Bo Robinson, UNCC	1998
.417	Shayne Carnes, UAB	1998
.402	Jeremy Schied, USM	1997
.401	James Matan, UNCC	1998
.401	Joey Anderson, UNCC	1996

OFFICIAL AT BATS

GAME		
7	12 tied with	
	Most recently:	
	Keith Graffagnini, TUL (USM)	5-9-98

SEASON		
273	Brian Hughes, TUL	1998
272	Mike Pilger, USF	1997
271	Dustin Carr, HOU	1997
265	Chris Heintz, USF	1996
261	Dan Harness, UAB	1997

RUNS SCORED

GAME		
5	Shayne Carnes, UAB (Tenn. Tech)	3-10-98
5	Rodney Eberly, UAB (Samford)	4-7-98
5	Brian Hughes, TUL (Centenary)	4-8-98
5	Mike Pursell, TUL (UNCC)	3-22-98
5	Joey Anderson, UNCC (LOU)	5-16-96
5	Chris Heintz, USF (CIN)	4-14-96
5	Eric Koettker, SLU (Grambling St.)	3-13-96

SEASON		
86	Gio Cafaro, USF	1996
85	Ross Gload, USF	1997
84	Jason Sparks, TUL	1998
84	Joey Hammond, UNCC	1998
84	Gerald Parr, UNCC	1998

HITS

GAME		
5	17 tied with	
	Most recently:	
	Jake Burnham, TUL (SLU)	5-1-98

SEASON		
108	Dustin Carr, HOU	1997
106	Bo Robinson, UNCC	1998
106	Chris Heintz, USF	1996
106	Goefrey Tomlinson, HOU	1997
104	Brian Hughes, TUL	1998

RUNS BATTED IN

GAME		
10	Shayne Carnes, UAB (Ala. St.)	3-17-98
8	Craig House, MEM (Army)	3-1-98
8	Mickey McKee, TUL (USM)	5-9-98
8	B.J. Huff, UAB (SLU)	3-15-96
8	James Matan, UNCC (MEM)	4-20-96

SEASON		
100	Bo Robinson, UNCC	1998
95	James Matan, UNCC	1998
95	Chris Heintz, USF	1996
90	Jason Sparks, TUL	1998
87	Shayne Carnes, UAB	1998

DOUBLES

GAME		
4	Brian Hughes, TUL (Centenary)	4-8-98
3	James McAuley, LOU (MEM)	3-22-98
3	Jeff Bell, UAB (Troy State)	3-9-96
3	Jeff Davis, USM (CIN)	4-19-96
3	Collins Day, MEM (UNCC)	4-20-96
3	Jason Fitzgerald, TUL (SE Mo. St.)	3-3-96
3	Jason Hill, UNCC (USM)	4-30-98
3	Jeff Davis, USM (Miss. St.)	4-24-96

SEASON		
32	Bo Robinson, UNCC	1998
32	Dustin Carr, HOU	1997
29	Brian Hughes, TUL	1998
29	Goefrey Tomlinson, HOU	1997
29	Bo Robinson, UNCC	1997

TRIPLES

GAME		
2	Mike Medrano, HOU (TUL)	3-15-98
2	Doug Lorenz, LOU (UNCC)	5-1-98
2	Scott Cheek, USM (New Orleans)	3-4-98
2	B.J. Huff, UAB (SLU)	3-15-96
2	Kelly Ray, UAB (Alabama State)	4-11-96

SEASON		
11	B.J. Huff, UAB	1996
8	Joey Anderson, UNCC	1996
7	Doug Lorenz, LOU	1998
7	Gio Cafaro, USF	1996
6	Brett Bredensteiner, SLU	1997

HOME RUNS

GAME		
3	Shayne Carnes, UAB (Ala. State)	3-17-98
3	Scott Heller, CIN (Marshall)	5-5-98
3	Craig House, MEM (Army)	3-1-98
3	Jason Lovell, MEM (CIN)	4-25-98
3	Jeremy Albritton, USM (Kentucky)	2-22-98
3	Mike Pursell, TUL (LSU)	3-3-98
3	Mickey McKee, TUL (USM)	5-9-98
3	Jeff Bell, UAB (UNCC)	5-15-96
3	James Matan, UNCC (MEM)	4-20-96
3	Chris Heintz, USF (N.C. State)	5-23-96

SEASON		
30	Jason Sparks, TUL	1998
27	James Matan, UNCC	1998
23	Shayne Carnes, UAB	1998
23	Chad Sutter, TUL	1997
21	Ross Gload, USF	1996

TOTAL BASES

GAME		
14	Jason Lovell, MEM (CIN)	4-25-98
13	Mike Pursell, TUL (LSU)	3-3-98
13	Chris Heintz, USF (N.C. State)	5-23-96
12	eight tied with	

SEASON		
209	James Matan, UNCC	1998
199	Bo Robinson, UNCC	1998
189	Goefrey Tomlinson, HOU	1997
187	Jason Sparks, TUL	1998
183	Chris Heintz, USF	1996

STOLEN BASES

GAME		
4	Gio Cafaro, USF (CIN)	4-2-96
4	Gio Cafaro, USF (UAB)	5-12-96
3	several tied with	

SEASON

50	Gio Cafaro, USF	1996
41	Gerald Parr, UNCC	1998
35	Brian Hughes, TUL	1998
33	Brian Hughes, TUL	1998
33	Shaun Skrehot, HOU	1997

WALKS

GAME		
5	Gerald Parr, UNCC (Howard)	2-28-98
5	Bo Robinson, UNCC (Howard)	2-23-98
4	nine tied with	

SEASON		
68	Ross Gload, USF	1996
64	Gerald Parr, UNCC	1998
56	Brian Jersey, UAB	1998
54	Mike Pursell, TUL	1998
54	Craig Brown, TUL	1997

STRIKEOUTS

GAME		
5	Jason Dellaero, USF (Florida)	5-25-98
4	several tied with	

SEASON		
65	Jason Hill, UNCC	1998
65	Jeff Bell, UAB	1998
62	Kirby Southerland, UNCC	1998
59	Jayme Sperring, HOU	1998
59	Jason Dellaero, USF	1998
59	Jud McMillin, CIN	1997
59	Jeff Bell, UAB	1997

SLUGGING PERCENTAGE

SEASON		
.846	Jason Sparks, TUL	1998
.839	Shayne Carnes, UAB	1998
.813	James Matan, UNCC	1998
.796	Bo Robinson, UNCC	1998
.762	Goefrey Tomlinson, HOU	1997

ON-BASE PERCENTAGE

SEASON		
.511	Joey Anderson, UNCC	1998
.510	Bo Robinson, UNCC	1998
.509	Ross Gload, USF	1998
.506	Joey Hammond, UNCC	1998
.502	Shayne Carnes, UAB	1998

SACRIFICE HITS

SEASON		
12	Gerald Parr, UNCC	1998
11	Will Smith, UAB	1998
11	Eric Koettker, SLU	1997
11	Travis Kahoalii, LOU	1997
10	Brandon Moore, CIN	1998
10	Kelly Ray, UAB	1998
10	Mike Huelsmann, SLU	1998

SACRIFICE FLIES

SEASON		
14	Chris Heintz, USF	1996
8	Jayme Sperring, HOU	1998
7	Scott Cheek, USM	1998
7	James Matan, UNCC	1998
7	Bo Robinson, UNCC	1998



Records (Individual - All Games)

HIT BY PITCH

SEASON	Player	Team	Year
20	Jason Sparks	TUL	1998
17	Craig House	MEM	1997
15	Daryn Miller	MEM	1997
14	Chris Hesse	USM	1997
13	Andy Cannizaro	TUL	1998

PITCHING

MOST WINS

SEASON	Player	Team	Year
13	Josh Bobbitt	TUL	1998
12	Scott Glaser	USF	1996
12	Jason Navarro	TUL	1997
11	Jason Navarro	TUL	1996
11	Mark Roberts	USF	1996

EARNED RUN AVERAGE

SEASON (min. 1.0 IP per team game)	Player	Team	Year
2.00	Jason Navarro	TUL	1997
2.66	Chad Harville	MEM	1997
2.78	Raul Echeverz	TUL	1998
2.95	Shane Nance	HOU	1998
3.09	Josh Bobbitt	TUL	1998

INNINGS PITCHED

GAME	Player	Team	Date
11.0	Chad Harville	MEM (SLU)	4-12-97
9.1	Eric Findley	LOU (Evansville)	4-10-96
9.1	Joel Sigman	SLU (Southern Illinois)	1996
9.0	several tied with		
SEASON	Player	Team	Year
125.2	Scott Glaser	USF	1997
123.1	Jesse Summey	UNCC	1996
119.1	Mark Roberts	USF	1996
116.2	Josh Bobbitt	TUL	1998
113.2	John McKay	UNCC	1998

FEWEST HITS

GAME (min. 9 inn. pitched)	Player	Team	Date
1	Shane Nance	HOU (USM)	4-30-98
1	Jason Stanford	UNCC (SLU)	4-18-98
2	Jason Fortenberry	USM (SLU)	4-25-98
2	Reggie Wheat	USM (South Ala.)	3-12-96
2	Jason Navarro	TUL (SLU)	5-3-97
3	several tied with		
SEASON (1.0 IP per team game)	Player	Team	Year
44	Chad Harville	MEM	1996
53	Brandon Parker	USM	1996
58	Dave Erwin	MEM	1996
62	Sean Green	LOU	1998
64	Drew Johnson	USM	1998

NO-HITTERS

Josh Bobbitt	TUL (New York Tech)	(7 inn.)	3-8-98
--------------	---------------------	----------	--------

MOST STRIKEOUTS

GAME	Player	Team	Date
16	Josh Bobbitt	TUL (New York Tech)	3-8-8
16	Mike Ruhman	SLU (Westminster)	3-28-96
15	Brian Kern	SLU (USM)	4-5-96
15	Jack Cressend	TUL (Missouri)	3-10-96
13	Mark Gray	UAB (LOU)	4-5-96
13	Chad Bradford	USM (SLU)	4-5-96

SEASON

138	John McKay	UNCC	1998
136	Chad Harville	MEM	1997
135	Jason Navarro	TUL	1997
133	Josh Bobbitt	TUL	1998
123	Jack Cressend	TUL	1996

SAVES

SEASON	Player	Team	Year
10	Todd Raithe	LOU	1998
8	Chad Harville	MEM	1996
8	Luis Ramos	USF	1997
8	Chris Mason	UAB	1997
6	five tied with		

APPEARANCES

SEASON	Player	Team	Year
40	Steven Boyles	USF	1996
32	Todd Ardoin	TUL	1998
32	Paul Giambalvo	USF	1998
31	Tyler Kee	USM	1998
31	Tyler Kee	USM	1997
31	Chris Mason	UAB	1997

GAMES STARTED

SEASON	Player	Team	Year
20	Scott Glaser	USF	1997
18	John McKay	UNCC	1998
18	Mark Roberts	USF	1996
17	Brannon Player	UNCC	1996
17	Jesse Summey	UNCC	1996

OPPOSING BATTING AVERAGE

SEASON	Player	Team	Year
.192	Chad Harville	MEM	1997
.203	Jason Navarro	TUL	1997
.213	Brandon Parker	USM	1996
.218	Chad Harville	MEM	1996
.223	Shane Nance	HOU	1998

FIELDING

PUTOUTS

GAME	Player	Team	Date
19	Craig Tewes	CIN (USF)	5-3-98
18	Chad Sutter	TUL (Southeastern La.)	3-4-98
18	Keith Graffagnini	TUL (UNCC)	3-20-98
17	Jason Hill	UNCC (Morehead St.)	2-9-98
17	Mike Terry	UAB (SLU)	4-12-98
17	Keith Graffagnini	TUL (New Or.)	4-10-96
17	Jason Hill	UNCC (UNC Green.)	4-9-96
17	Brian Jersey	UAB (Ohio State)	3-8-96
SEASON	Player	Team	Year
596	Ross Gload	USF	1996
549	Ross Gload	USF	1997
546	Doug Lorenz	LOU	1998
541	Jason Hill	UNCC	1998
535	Brian Jersey	UAB	1996

ASSISTS


GAME	Player	Team	Date
11	Dan Harness	UAB (SLU)	4-12-98
10	Brandon Moore	CIN (Miami-Ohio)	3-3-98
10	Joe Grawey	UAB (MEM)	5-5-96
10	Michael Johns	TUL (New Orleans)	4-10-96
9	five tied with		

SEASON

219	Jared Martin	USM	1997
213	Joey Hammond	UNCC	1996
205	Travis Kahoolii	LOU	1998
204	Dan Harness	UAB	1997
197	Jason Dellaero	USF	1997

ERRORS

GAME	Player	Team	Date
5	Matt Baltz	USM (Alabama)	3-24-98
3	several tied with		
SEASON	Player	Team	Year
29	Ryan Hirsch	SLU	1998
29	Jason Dellaero	USF	1996
28	Michael Johns	TUL	1997
27	Dan Harness	USB	1997
25	Brandon Moore	CIN	1998



Scott Cheek, Southern Miss



Records (Team - All Games)

MOST WINS

OVERALL	Year	Wins
48	1998	Tulane
47	1996	South Florida
43	1998	UNC Charlotte
43	1996	Tulane
40	1997	Tulane
40	1997	Houston

MOST GAMES PLAYED

66	1996	South Florida (47-19)
63	1998	Tulane (48-15)
63	1996	Tulane (43-20)
63	1997	Houston (40-23)
63	1997	South Florida (39-24)

BATTING

BATTING AVERAGE

SEASON	Year	Batting Average
.340	1998	Tulane
.332	1998	UNC Charlotte
.331	1998	UAB
.329	1997	South Florida
.327	1997	Houston

OFFICIAL AT-BATS

GAME	Year	At-Bats
56	4-10-96	Tulane (New Orleans)
53	3-24-98	Tulane (New Orleans)
53	4-6-97	South Florida (SLU)
52	3-27-98	UAB (CIN)
50	5-25-96	South Florida (Florida)

SEASON	Year	At-Bats
2448	1996	South Florida (66 games)
2383	1997	South Florida (63 games)
2323	1997	Houston (63 games)
2256	1998	Tulane (63 games)
2220	1998	UNC Charlotte (62 games)

RUNS SCORED

GAME	Year	Runs Scored
28	3-22-98	Tulane (UNC Charlotte)
24	4-8-98	Tulane (Centenary)
23	4-7-98	UAB (Samford)
23	3-25-98	UNC Charlotte (N. Carolina A&T)
23	3-6-96	Southern Miss (Middle Tenn. St.)
23	5-16-96	UNC Charlotte (LOU)

SEASON	Year	Runs Scored
593	1998	Tulane (63 games)
586	1996	South Florida (66 games)
565	1998	UNC Charlotte (62 games)
532	1997	South Florida (63 games)
508	1997	Houston (63 games)

HITS

GAME	Year	Hits
28	3-22-98	Tulane (UNCC)
27	3-27-98	UAB (Cincinnati)
24	3-6-98	Louisville (Wright State)
24	3-28-98	UNC Charlotte (Memphis)
23	3-15-98	South Florida (Louisville)
23	5-18-97	Houston (UNCC)

SEASON

792	1996	South Florida (66 games)
783	1997	South Florida (63 games)
766	1998	Tulane (63 games)
759	1997	Houston (63 games)
738	1998	UNC Charlotte (62 games)

RUNS BATTED IN

GAME	Year	Runs Batted In
27	3-22-98	Tulane (UNCC)
24	4-8-98	Tulane (Centenary)
22	3-25-98	UNC Charlotte (N. Carolina A&T)
21	3-6-96	Southern Miss (Middle Tenn. St.)
21	2-23-97	South Florida (Stetson)

SEASON	Year	Runs Batted In
536	1998	Tulane (63 games)
515	1998	UNC Charlotte (62 games)
468	1997	South Florida (63 games)
457	1996	South Florida (66 games)
457	1997	Houston (63 games)

DOUBLES

GAME	Year	Doubles
9	5-4-97	UAB (Houston)
9	5-1-97	Saint Louis (Bradley)
8	3-7-98	Louisville (Wright State)
8	3-17-98	Tulane (Nicholls State)
8	4-8-98	Tulane (Centenary)

SEASON

168	1998	Tulane (63 games)
156	1998	UNC Charlotte (62 games)
149	1996	South Florida (66 games)
147	1997	Houston (63 games)
144	1997	South Florida (63 games)

TRIPLES

GAME	Year	Triples
4	4-5-98	UAB (Louisville)
4	3-1-98	Louisville (Toledo)
3	5-7-96	UAB (Samford)
3	4-15-96	Saint Louis (Greenville)
3	2-27-96	South Florida (Western Michigan)
3	3-3-96	Tulane (SE Missouri St.)
3	2-8-97	South Florida (Central Florida)
3	4-6-97	South Florida (Saint Louis)

SEASON

28	1998	Louisville (55 games)
27	1996	South Florida (66 games)
23	1997	South Florida (63 games)
21	1996	UNC Charlotte (59 games)
20	1996	Tulane (63 games)

HOME RUNS

GAME	Year	Home Runs
8	4-26-97	UAB (Cincinnati)
7	4-7-98	UAB (Samford)
7	5-5-98	Cincinnati (Marshall)
7	4-2-97	Southern Miss (Mississippi)
6	3-3-96	Memphis (Baylor)

SEASON

105	1998	Tulane (63 games)
95	1998	UNC Charlotte (62 games)
95	1997	Southern Miss (57 games)
94	1997	Tulane (61 games)
91	1996	South Florida (66 games)

STOLEN BASES

GAME	Year	Stolen Bases
10	5-3-97	Houston (UAB)
9	3-31-96	Southern Miss (LOU)
9	3-15-97	Southern Miss (CIN)
8	3-5-97	Houston (McNeese State)
8	3-29-96	Tulane (Howard)
8	4-8-96	Tulane (CIN)
8	4-29-97	UNC Charlotte (Char. So.)

SEASON	Year	Stolen Bases
152	1997	Houston (63 games)
137	1996	UNC Charlotte (59 games)
115	1998	UNC Charlotte (62 games)
115	1996	Tulane (63 games)
111	1998	Tulane (63 games)

TOTAL BASES

GAME	Year	Total Bases
47	4-7-98	UAB (Samford)
47	4-6-97	South Florida (SLU)
43	4-26-97	UAB (Cincinnati)
42	5-5-98	Cincinnati (Marshall)
42	3-22-98	Tulane (UNCC)
42	3-2-96	South Florida (Stetson)

SEASON	Year	Total Bases
1269	1998	Tulane (63 games)
1268	1996	South Florida (66 games)
1209	1998	UNC Charlotte (62 games)
1186	1997	South Florida (63 games)
1143	1997	Houston (63 games)

WALKS

GAME	Year	Walks
17	2-23-96	UNC Charlotte (Howard)
16	2-15-97	Tulane (Howard)
15	3-25-98	Memphis (Middle Tenn. St.)
14	4-14-96	South Florida (CIN)
14	2-8-97	UNC Charlotte (Howard)
14	2-9-97	UNC Charlotte (Howard)

SEASON

340	1996	South Florida (66 games)
323	1998	UNC Charlotte (62 games)
317	1996	Tulane (63 games)
316	1998	Tulane (63 games)
309	1997	Tulane (61 games)

STRIKEOUTS

GAME	Year	Strikeouts
18	3-19-97	Tulane (Southwestern La.)
17	4-10-96	Tulane (New Orleans)
17	5-3-97	Cincinnati (Memphis)
17	5-14-97	Cincinnati (Tulane)
16		four tied with



Records (Team - All Games)

SEASON

477	South Florida (66 games)	1996
445	Cincinnati (58 games)	1997
439	Southern Miss (60 games)	1996
438	Louisville (54 games)	1996
437	UAB (60 games)	1997

SLUGGING PERCENTAGE

SEASON

563	Tulane	1998
545	UNC Charlotte	1998
534	UAB	1998
522	Southern Miss	1997
518	South Florida	1996

ON-BASE PERCENTAGE

SEASON

433	Tulane	1998
421	UNC Charlotte	1998
412	UAB	1998
409	South Florida	1996
400	South Florida	1997

HIT BY PITCH

SEASON

87	Southern Miss	1997
81	Tulane	1998
63	Memphis	1997
55	Southern Miss	1996
53	Memphis	1998

PITCHING

EARNED RUN AVERAGE

SEASON

3.99	South Florida	1996
3.05	Tulane	1997
3.07	Tulane	1998
3.31	Tulane	1996
3.59	Southern Miss	1996

INNINGS PITCHED

GAME

5.0	Tulane (New Orleans)	4-10-96
3.0	Southern Miss (Nicholls State)	2-14-98
3.0	Tulane (Southeastern La.)	3-4-98
3.0	South Florida (Florida)	5-25-96
3.0	South Florida (Central Florida)	4-15-97

SEASON

89.1	South Florida (66 games)	1996
61.1	South Florida (63 games)	1997
60.0	Tulane (63 games)	1996
58.0	Houston (63 games)	1997
47.2	Tulane (63 games)	1998

STRIKEOUTS

GAME

8	Tulane (Southeastern La.)	3-4-98
7	Memphis (CIN)	5-3-97
6	Louisville (Austin Peay)	4-28-98
6	Tulane (New York Tech)	3-8-98
6	Tulane (LOU)	4-13-96

SEASON

569	Tulane (63 games)	1996
520	Tulane (61 games)	1997
516	Houston (63 games)	1997
506	UNC Charlotte (62 games)	1998
502	Southern Miss (60 games)	1996

SAVES

SEASON

14	Houston (63 games)	1997
13	UNC Charlotte (62 games)	1998
13	South Florida (66 games)	1996
13	Tulane (63 games)	1996
13	South Florida (63 games)	1997
13	UAB (60 games)	1997

OPPOSING BATTING AVERAGE

SEASON

.263	South Florida (66 games)	1996
.263	Southern Miss (60 games)	1996
.263	Memphis (51 games)	1997
.264	Tulane (63 games)	1996
.267	Tulane (63 games)	1998

FIELDING

PUTOUTS

GAME

45	Tulane (New Orleans)	4-10-96
39	Southern Miss (Nicholls State)	2-14-98
39	Tulane (Southeastern La.)	3-4-98
39	South Florida (Florida)	5-25-96
39	South Florida (Central Florida)	4-15-97

SEASON

1768	South Florida (66 games)	1996
1684	South Florida (63 games)	1997
1674	Houston (63 games)	1997
1665	Tulane (63 games)	1996
1643	Tulane (63 games)	1998

ASSISTS

GAME

27	UAB (SLU)	4-12-98
20	Louisville (Marshall)	2-21-96
20	Tulane (CIN)	4-6-96
20	Tulane (New Orleans)	4-10-96
20	South Florida (MEM)	4-25-97
20	UAB (SLU)	5-15-97

SEASON

749	South Florida (63 games)	1997
735	Southern Miss (57 games)	1997
728	South Florida (66 games)	1996
719	Southern Miss (58 games)	1998
698	UAB (60 games)	1997

ERRORS

GAME

9	Saint Louis (Fontbonne)	4-9-98
8	Tulane (George Washington)	2-13-98
7	Southern Miss (USF)	5-2-97

SEASON

127	Saint Louis (48 games)	1998
112	Southern Miss (60 games)	1996
111	UNC Charlotte (59 games)	1998
110	Cincinnati (53 games)	1998
108	four tied with	

1998 NCAA STATISTICAL LEADERS

BATTING

38-	Shayne Carnes, UAB	.417
26-	Bo Robinson, UNC Charlotte	.424
15-	Tulane	.340
35-	UNC Charlotte	.332

HOME RUNS

7-	Jason Sparks, Tulane	(30) 0.48 pg
12-	James Matan, UNCC	(27) 0.44 pg
13-	Shayne Carnes, UAB	(23) 0.43 pg
26-	Tulane	(105) 1.67 pg

RUNS BATTED IN

7-	Shayne Carnes, UAB	(87) 1.64 pg
8-	Bo Robinson, UNCC	(100) 1.61 pg
12	James Matan, UNCC	(95) 1.53 pg
17-	Jason Sparks, Tulane	(90) 1.45 pg
26-	Jeremy Schied, USM	(81) 0.40 pg

DOUBLES

9-	Bo Robinson, UNCC	(32) 0.52 pg
20-	Brian Hughes, Tulane	(29) 0.46 pg
9-	Tulane	(168) 2.67 pg
16-	UNC Charlotte	(156) 2.52 pg
21-	Louisville	(135) 2.45 pg
33-	UAB	(126) 2.38 pg

TRIPLES

16-	Doug Lorenz, Louisville	(7) 0.13 pg
10-	Louisville	(28) 0.51 pg

WALKS

15-	Gerald Parr, UNCC	(64) 1.03 pg
-----	-------------------	--------------

SLUGGING PERCENTAGE

14-	Jason Sparks, Tulane	.846
16-	Shyane Carnes, UAB	.839
21-	James Matan, UNC Charlotte	.813
22-	Tulane	.563
34-	UNC Charlotte	.545

STOLEN BASES

15-	Gerald Parr, UNCC	(41) 0.66 pg
31-	UNC Charlotte	(115) 1.85 pg

PITCHING

13-	Tulane	4.06
-----	--------	------

MOST VICTORIES

3-	Josh Bobbitt, Tulane	13 (13-1)
----	----------------------	-----------

EARNED RUN AVERAGE

26-	Raul Echeverez, Tulane	2.78
40-	Shane Nance, Houston	2.95
55-	Josh Bobbitt, Tulane	3.09

MOST SAVES

8-	Todd Raithel, Louisville	10
----	--------------------------	----

SCORING

13-	Tulane	9.41
26	UNC Charlotte	9.11

FIELDING

27	UNC Charlotte	.964
32-	UAB	.963

DOUBLE PLAYS

16	UAB	(59) 1.11 pg
----	-----	--------------

TEAM WON-LOSS

4-	Tulane	(48-15) .762
27-	UNC Charlotte	(43-19) .694



Records (Individual - C-USA Games)

BATTING

BATTING AVERAGE

SEASON	Player	Year
.451	Goefrey Tomlinson, HOU	1997
.445	Shayne Carnes, UAB	1998
.444	Jeremy Schied, USM	1997
.442	Jake Burnham, TUL	1998
.424	Brett Bredensteiner, SLU	1998
.424	Brian Hughes, TUL	1996

OFFICIAL AT BATS

GAME	Player	Year
7	Rodney Eberly, UAB (CIN)	3-27-98
7	James Matan, UNCC (MEM)	3-28-98
7	Keith Graffagnini, TUL (USM)	5-9-98
6	several tied with	

SEASON	Player	Year
121	Dan Harness, UAB	1997
118	Brian Hughes, TUL	1998
118	Travis Kahoalii, LOU	1998
118	Jason Hill, UNCC	1998
117	Ronnie Eberly, UAB	1997

RUNS SCORED

GAME	Player	Year
5	Mike Pursell, TUL (UNCC)	3-22-98
5	Joey Anderson, UNCC (LOU)	5-16-96
5	Chris Heintz, USF (CIN)	4-14-96
4	39 tied with	

SEASON	Player	Year
43	Ross Gload, USF	1997
42	Brandon Caraway, HOU	1998
40	Jason Fitzgerald, TUL	1997
39	Jason Sparks, TUL	1998
37	Jason Dellaero, USF	1997
37	Dustin Carr, HOU	1997

HITS

GAME	Player	Year
5	13 tied with	
	Most recent:	
	Jake Burnham, TUL (SLU)	5-1-98

SEASON	Player	Year
49	Shayne Carnes, UAB	1998
47	Dustin Carr, HOU	1997
46	Goefrey Tomlinson, HOU	1997
45	Vinnie Diaco, UNCC	1998
45	James Matan, UNCC	1998

RUNS BATTED IN

GAME	Player	Year
8	Mickey McKee, TUL (USM)	5-9-98
8	B.J. Huff, UAB (SLU)	3-15-96
8	James Matan, UNCC (MEM)	4-20-96
7	eight tied with	

SEASON	Player	Year
50	Bo Robinson, UNCC	1998
46	Chris Heintz, USF	1996
45	Shayne Carnes, UAB	1998
43	Ross Gload, USF	1997
40	Jason Fitzgerald, TUL	1997

DOUBLES

GAME	Player	Year
3	James McAuley, LOU (MEM)	3-22-98
3	Brent Murphy, UAB (HOU)	5-4-97
3	Brent Murphy, UAB (HOU)	5-17-97
3	Goefrey Tomlinson, HOU (CIN)	5-10-97
3	Nick Rhodes, UNCC (CIN)	3-21-97
3	Mike Diaz, USF (LOU)	5-9-97
3	Jeff Davis, USM (CIN)	4-19-96
3	Collins Day, MEM (UNCC)	4-20-96
3	Jason Hill, UNCC (USM)	3-16-96

SEASON	Player	Year
16	Jason Hill, UNCC	1998
16	Goefrey Tomlinson, HOU	1997
13	Bo Robinson, UNCC	1997
12	Mike Pilger, USF	1998
12	Ross Gload, USF	1997

TRIPLES

GAME	Player	Year
2	Mike Medrano, HOU (TUL)	3-15-98
2	Doug Lorenz, LOU (UNCC)	5-1-98
2	B.J. Huff, UAB (SLU)	3-15-96
1	several tied with	

SEASON	Player	Year
4	Mike Diaz, USF	1997
3	Shaun Skrehot, HOU	1998
3	Doug Lorenz, LOU	1998
3	Kyle Logan, USM	1996
2	several tied with	

HOME RUNS

GAME	Player	Year
3	Jason Lovell, MEM (CIN)	3-25-98
3	Mickey McKee, TUL (USM)	5-9-98
3	Jeff Bell, UAB (UNCC)	5-15-96
3	James Matan, UNCC (MEM)	4-20-96
3	Kevin Bennett, LOU (CIN)	3-15-97

SEASON	Player	Year
14	James Matan, UNCC	1998
14	Bo Robinson, UNCC	1998
12	Shayne Carnes, UAB	1998
11	Jeff Bell, UAB	1997
11	Matt Berger, LOU	1997
11	Braxton Whitehead, USM	1997

TOTAL BASES

GAME	Player	Year
14	Jason Lovell, MEM (CIN)	4-25-98
14	Kevin Bennett, LOU (CIN)	3-15-97
12	Mike Terry, UAB (SLU)	4-12-98
12	Jake Burnham, TUL (SLU)	5-1-98
12	Mickey McKee, TUL (USM)	5-9-98
12	Jeff Bell, UAB (UNCC)	5-15-96
12	James Matan, UNCC (MEM)	4-20-96

SEASON	Player	Year
98	Bo Robinson, UNCC	1998
95	Shayne Carnes, UAB	1998
94	James Matan, UNCC	1998
85	Ross Gload, USF	1997
83	Goefrey Tomlinson, HOU	1997

STOLEN BASES

GAME	Player	Year
4	Gio Cafaro, USF (CIN)	4-2-96
4	Gio Cafaro, USF (UAB)	5-12-96
3	several tied with	

SEASON	Player	Year
24	Gio Cafaro, USF	1996
19	Brian Hughes, TUL	1998
17	Gerald Parr, UNCC	1998
17	Brian Hughes, TUL	1996
16	Brandon Caraway, HOU	1998
16	Mike Huelsmann, SLU	1996

WALKS

GAME	Player	Year
5	Goefrey Tomlinson, HOU (MEM)	4-20-97
4	Jason Sparks, TUL (USM)	5-10-98
4	Joey Anderson, UNCC (LOU)	3-22-96
4	Matt Baltz, USM (UNCC)	3-17-96
4	Matt Berger, LOU (MEM)	4-26-96
4	Craig Brown, TUL (SLU)	3-23-96
4	Brian Hughes, TUL (SLU)	3-24-96
4	Sean Lynch, USF (CIN)	4-14-96
4	Jason Dellaero, USF (TUL)	3-28-97

SEASON	Player	Year
31	Ross Gload, USF	1996
26	Mike Pursell, TUL	1998
25	Jason Sparks, TUL	1998
25	Craig Brown, TUL	1996
25	Brian Hughes, TUL	1997

STRIKEOUTS

GAME	Player	Year
5	Chris Hesse, USM (MEM)	3-14-97
4	several tied with	

SEASON	Player	Year
32	Jeff Bell, UAB	1996
32	Jeff Bell, UAB	1997
29	Tim Harper, LOU	1998
29	Jason Hill, UNCC	1998
29	Jason Sparks, TUL	1998

SLUGGING PERCENTAGE

SEASON	Player	Year
.864	Shayne Carnes, UAB	1998
.860	Bo Robinson, UNCC	1998
.825	Ross Gload, USF	1997
.814	Goefrey Tomlinson, HOU	1997
.810	James Matan, UNCC	1998

ON-BASE PERCENTAGE

SEASON	Player	Year
.553	Ross Gload, USF	1996
.541	Goefrey Tomlinson, HOU	1997
.524	Jeremy Schied, USM	1997
.523	Shayne Carnes, UAB	1998
.516	Brian Hughes, TUL	1997



Records (Individual - C-USA Games)

HIT BY PITCH

SEASON	Player	Year
13	Jason Sparks, TUL	1998
10	Cameron Jones, MEM	1996
9	Daryn Miller, MEM	1997
8	five tied with	

PITCHING

MOST WINS

SEASON	Player	Year
7	Shane Nance, HOU	1998
7	Jason Stanford, UNCC	1998
7	Jason Navarro, TUL	1997
6	seven tied with	

EARNED RUN AVERAGE

SEASON (min. 1.0 IP per team game)	Player	Year
.80	Shane Nance, HOU	1998
1.15	Chad Harville, MEM	1996
1.22	Jason Navarro, TUL	1997
1.27	Brandon Parker, USM	1996
1.30	Jesse Summey, UNCC	1996

INNINGS PITCHED

GAME	Player	Year
1.0	Chad Harville, MEM (SLU)	4-12-97
1.0	several tied with	

SEASON	Player	Year
10.0	Shane Nance, HOU	1998
5.0	Chad Harville, MEM	1997
5.0	Jason Navarro, TUL	1997
4.2	Craig House, MEM	1998
4.2	Ryan Baker, UNCC	1998
4.2	Mark Gray, UAB	1997

MOST STRIKEOUTS

GAME	Player	Year
7	Chad Harville, MEM (CIN)	5-2-97
5	Brian Kern, SLU (USM)	4-5-96
3	Drew Johnson, USM (MEM)	4-5-98
3	Josh Bobbitt, TUL (LOU)	4-11-98
3	Mark Gray, UAB (LOU)	4-5-96
3	Chad Bradford, USM (SLU)	4-5-96

SEASON	Player	Year
1	Chad Harville, MEM	1997
2	John McKay, UNCC	1998
0	Jason Navarro, TUL	1997
7	Shane Nance, HOU	1998
7	Shane Nance, HOU	1997

SAVES

SEASON	Player	Year
	Cary Hiles, MEM	1998
	Dan Donnicks, UNCC	1998
	Luis Ramos, USF	1998
	Todd Raithel, LOU	1998
	Chris Mason, UAB	1997
	David Sonson, LOU	1997

APPEARANCES

SEASON	Player	Year
15	James Steele, CIN	1998
14	Tyler Kee, USM	1998
14	Luis Ramos, USF	1998
14	Steven Boyles, USF	1996
14	Tyler Kee, USM	1997

GAMES STARTED

SEASON	Player	Year
9	17 tied with	

OPPOSING BATTING AVERAGE

SEASON	Player	Year
.189	Chad Harville, MEM	1996
.193	Brian Kern, SLU	1996
.198	Shane Nance, HOU	1998
.198	Brandon Parker, USM	1996
.200	Chad Harville, MEM	1997

FIELDING

PUTOUTS

GAME	Player	Year
19	Craig Tewes, CIN (USF)	5-3-98
18	Keith Graffagnini, TUL (UNCC)	3-22-98
17	Mike Terry, UAB (SLU)	4-12-98
16	ten tied with	

SEASON	Player	Year
269	Doug Lorenz, LOU	1998
256	Jeremy Schied, USM	1998
246	Keith Graffagnini, TUL	1997
245	Tony Hausladen, SLU	1997
236	Jason Hill, UNCC	1998

ASSISTS


GAME	Player	Year
11	Dan Harness, UAB (SLU)	4-12-98
10	Joe Grawey, UAB (MEM)	5-5-96
10	Dan Harness, UAB (MEM)	3-22-97
9	five tied with	

SEASON	Player	Year
104	Travis Kahoolii, LOU	1998
101	Jared Martin, USM	1997
98	Dan Harness, UAB	1997
94	Scott Heller, CIN	1997
92	Ryan Hirsch, SLU	1997

ERRORS

GAME	Player	Year
3	16 tied with	
	Most recent:	
	Scott Cheek, USM (TUL)	5-10-98

SEASON	Player	Year
14	Shaun Skrehot, HOU	1998
14	Johnny Raburn, USF	1998
14	Michael Johns, TUL	1997
13	Joey Hammond, UNCC	1998
13	Jason Dellaero, USF	1996



Raul Echeverez, Tulane



Bruce Rios, Houston



Records (Team - C-USA Games)

MOST WINS

CONFERENCE GAMES

22	Tulane	1998
21	Houston	1998
20	South Florida	1996
19	UNC Charlotte	1998
19	Tulane	1997
19	Houston	1997

MOST GAMES PLAYED

27	eight tied with	1998
27	four tied with	1997

BATTING

BATTING AVERAGE

SEASON		
.353	Tulane	1998
.342	UNC Charlotte	1998
.335	UAB	1998
.334	Houston	1998
.331	South Florida	1997

OFFICIAL AT-BATS

GAME		
48	UNC Charlotte (UAB)	5-15-96
44	UAB (Memphis)	5-5-96
44	Memphis (UNCC)	4-19-96
44	South Florida (MEM)	3-29-96
42	several tied with	
SEASON		
1002	UNC Charlotte (27 games)	1998
999	UAB (27 games)	1998
989	South Florida (26 games)	1997
984	Louisville (27 games)	1998
983	Houston (27 games)	1997

RUNS SCORED

GAME		
23	UNC Charlotte (LOU)	5-16-96
20	South Florida (CIN)	4-14-96
19	UAB (SLU)	3-15-96
18	Southern Miss (CIN)	4-19-96
17	Saint Louis (LOU)	5-3-96
17	South Florida (LOU)	3-17-96
SEASON		
284	Tulane (27 games)	1998
250	UNC Charlotte (27 games)	1998
246	South Florida (26 games)	1997
219	South Florida (24 games)	1996
219	Southern Miss (26 games)	1997

HITS

GAME		
22	UNC Charlotte (UAB)	5-15-96
21	Southern Miss (CIN)	4-19-96
20	UNC Charlotte (LOU)	5-17-96
20	South Florida (UNCC)	5-18-96
20	South Florida (UNCC)	5-18-96
SEASON		
343	UNC Charlotte (27 games)	1998
339	Tulane (27 games)	1998
335	UAB (27 games)	1998
327	South Florida (26 games)	1997
305	Louisville (27 games)	1998

RUNS BATTED IN

GAME		
20	South Florida (CIN)	4-14-96
18	UAB (SLU)	3-15-96
17	Saint Louis (LOU)	5-3-96
17	South Florida (LOU)	3-17-96
SEASON		
260	Tulane (27 games)	1998
198	South Florida (24 games)	1996
158	UAB (24 games)	1996
151	Tulane (24 games)	1996
129	Southern Miss (24 games)	1996
126	UNC Charlotte (24 games)	1996

DOUBLES

GAME		
6	UAB (UNCC)	4-27-96
6	South Florida (MEM)	3-29-96
5	several tied with	
SEASON		
46	South Florida (24 games)	1996
52	Tulane (24 games)	1996
45	UNC Charlotte (24 games)	1996
52	UAB (24 games)	1996
51	Southern Miss (24 games)	1996

TRIPLES

GAME		
2	UAB (SLU)	3-15-96
2	MEM (SLU)	4-13-96
2	Saint Louis (UAB)	3-15-96
SEASON		
8	Saint Louis (21 games)	1996
8	South Florida (24 games)	1996
7	Tulane (24 games)	1996
5	UNC Charlotte (24 games)	1996
5	Southern Miss (24 games)	1996

HOME RUNS

GAME		
5	South Florida (CIN)	4-12-96
3	several tied with	
SEASON		
34	South Florida (24 games)	1996
26	UAB (24 games)	1996
23	Tulane (24 games)	1996
18	Southern Miss (24 games)	1996
17	UNC Charlotte (24 games)	1996

STOLEN BASES

GAME		
9	Southern Miss (LOU)	3-31-96
8	Tulane (CIN)	4-8-96
7	UNC Charlotte (USF)	4-5-96
6	several tied with	
SEASON		
58	UNC Charlotte (24 games)	1996
51	Tulane (24 games)	1996
47	Southern Miss (24 games)	1996
49	South Florida (24 games)	1996
33	UAB (24 games)	1996

TOTAL BASES

GAME		
40	UAB (UNCC)	5-15-96
35	South Florida (CIN)	4-14-96
34	Southern Miss (CIN)	4-19-96
32	UNC Charlotte (LOU)	5-16-96
31	UAB (SLU)	3-16-96
SEASON		
450	South Florida (24 games)	1996
393	Tulane (24 games)	1996
389	UAB (24 games)	1996
344	UNC Charlotte (24 games)	1996
343	Southern Miss (24 games)	1996

WALKS

GAME		
14	South Florida (CIN)	4-14-96
13	Louisville (USF)	5-17-96
12	Tulane (MEM)	3-16-96
12	UNC Charlotte (LOU)	3-22-96
SEASON		
141	South Florida (24 games)	1996
137	Tulane (24 games)	1996
119	UNC Charlotte (24 games)	1996
93	Louisville (21 games)	1996
103	UAB (24 games)	1996



Records (Team - C-USA Games)

STRIKEOUTS

GAME	DATE	RECORD
6	Louisville (TUL)	4-13-96
5	UAB (MEM)	5-3-96
5	South Florida (TUL)	4-27-96
5	Southern Miss (SLU)	4-5-96
5	Tulane (USM)	5-5-96
SEASON		
88	UNC Charlotte (59 games)	1996
79	South Florida (66 games)	1996
71	UAB (24 games)	1996
66	Louisville (54 games)	1996
66	Southern Miss (60 games)	1996

SLUGGING PERCENTAGE

SEASON	RECORD
604	South Florida (24 games) 1996
457	UAB (24 games) 1996
411	UNC Charlotte (24 games) 1996
426	Southern Miss (24 games) 1996
472	Tulane (24 games) 1996

ON-BASE PERCENTAGE

SEASON	RECORD
409	South Florida (24 games) 1996
396	UAB (24 games) 1996
396	UNC Charlotte (24 games) 1996
394	Tulane (24 games) 1996
392	Saint Louis (24 games) 1996

HIT BY PITCH

SEASON	RECORD
8	Memphis (24 games) 1996
5	UAB (24 games) 1996
7	Southern Miss (24 games) 1996
5	Tulane (24 games) 1996
5	Saint Louis (24 games) 1996
5	South Florida (24 games) 1996

PITCHING

EARNED RUN AVERAGE

SEASON	RECORD
.21	South Florida 1996
.88	Tulane 1996
.82	Southern Miss 1996
.66	UAB 1996
.91	UNC Charlotte 1996

INNINGS PITCHED

GAME	DATE	RECORD
12.0	Memphis (UAB)	5-5-96
11.2	UAB (Memphis)	5-5-96
10.0	Cincinnati (TUL)	4-6-96
10.0	Tulane (CIN)	4-6-96
10.0	USF (TUL)	4-28-96
10.0	Tulane (USF)	4-28-96
SEASON		
215.2	South Florida (24 games)	1996
211.1	Tulane (24 games)	1996
210.2	UAB (24 games)	1996
209.0	UNC Charlotte (24 games)	1996
209.0	Southern Miss (24 games)	1996

STRIKEOUTS

GAME	DATE	RECORD
16	Tulane (LOU)	4-13-96
15	Memphis (UAB)	5-3-96
15	Southern Miss (TUL)	5-5-96
14	UAB (LOU)	4-5-96
14	UNC Charlotte (MEM)	4-19-96
SEASON		
215	Tulane (24 games)	1996
208	Southern Miss (24 games)	1996
181	Memphis (20 games)	1996
174	UAB (24 games)	1996
160	Saint Louis (21 games)	1996

SAVES

SEASON	RECORD
8	South Florida (24 games) 1996
4	Tulane (24 games) 1996
4	Memphis (20 games) 1996
4	Saint Louis (21 games) 1996

OPPOSING BATTING AVERAGE

SEASON	RECORD
.254	Southern Miss (24 games) 1996
.255	South Florida (24 games) 1996
.269	UNC Charlotte (24 games) 1996
.276	UAB (24 games) 1996
.279	Memphis (20 games) 1996

FIELDING

PUTOUTS

GAME	DATE	RECORD
36	Memphis (UAB)	5-5-96
35	UAB (MEM)	5-5-96
33	UNC Charlotte (MEM)	4-20-96
30	South Florida (TUL)	4-28-96
30	Tulane (CIN)	4-6-96

SEASON

647	South Florida (24 games)	1996
630	UAB (24 games)	1996
627	Southern Miss (24 games)	1996
627	UNC Charlotte (24 games)	1996
625	Tulane (24 games)	1996

ASSISTS

GAME	DATE	RECORD
20	Tulane (CIN)	4-6-96
18	several tied with	

SEASON

282	Houston (27 games)	1997
272	South Florida (24 games)	1996
271	UNC Charlotte (24 games)	1996
279	UAB (24 games)	1996
265	Southern Miss (24 games)	1996

ERRORS

GAME	DATE	RECORD
6	UNC Charlotte (LOU)	3-24-96
6	UNC Charlotte (MEM)	4-20-96
6	Saint Louis (UAB)	3-15-96
5	UAB (USF)	5-10-96
5	South Florida (TUL)	4-28-96
SEASON		
47	Southern Miss (24 games)	1996
55	UNC Charlotte (24 games)	1996
39	Saint Louis (21 games)	1996
36	Louisville (21 games)	1996
35	South Florida (24 games)	1996



John Vigue, South Florida



Championship Records

INDIVIDUAL

BATTING

BATTING AVERAGE

GAME	(Min. 5 at-bats)		
1.000	Brian Hughes, TUL (LOU)	1998	
1.000	Jeff Davis, USM (SLU)	1996	
1.000	Jason Michonski, USF (UNCC)	1996	
.833	Key Voshell, LOU (UAB)	1998	
.833	Joey Hammond, UNCC (LOU)	1996	

SERIES (Min. 10 at-bats)

.714	Jason Michonski, USF (10-for-14)	1996
.625	Jeff Davis, USM (10-for-16)	1996
.611	Jeremy Schied, USM (11-for-18)	1998
.611	Jason Fitzgerald, TUL (11-for-18)	1996
.600	Jeff Bell, UAB (6-for-10)	1996

TIMES AT BAT

GAME		
7	Craig Brown, TUL (UNCC)	1997
7	Jeff Bell, UAB (HOU)	1997
7	Dan Harness, UAB (HOU)	1997
6	several tied with	

SERIES

27	Chris Heintz, USF (6 games)	1996
26	Ross Gload, USF (6 games)	1996
25	Gio Cafaro, USF (6 games)	1996
25	Goefrey Tomlinson, HOU (5 games)	1997
24	nine tied with	

RUNS SCORED

GAME		
5	Joey Anderson, UNCC (LOU)	1996
5	Goefrey Tomlinson, HOU (UNCC)	1997
4	Brian Hughes, TUL (LOU)	1998
4	Jason Fitzgerald, TUL (SLU)	1996
4	Chris Heintz, USF (UNCC)	1996

SERIES

10	Chris Heintz, USF (6 games)	1996
10	Goefrey Tomlinson, HOU (5 games)	1997
8	Brian Hughes, TUL (4 games)	1998
8	Joey Anderson, UNCC (4 games)	1996
8	Gio Cafaro, USF (6 games)	1996
8	Joey Hammond, UNCC (4 games)	1996
8	Keith Graffagnini, TUL (5 games)	1997

HITS

GAME		
5	Brian Hughes, TUL (LOU)	1998
5	Key Voshell, LOU (UAB)	1998
5	Joey Hammond, UNCC (LOU)	1996
4	15 tied with	

SERIES

13	Chris Heintz, USF (6 games)	1996
12	Joe Hammond, UNCC (4 games)	1996
12	Scottie Scott, HOU (5 games)	1997
12	Goefrey Tomlinson, HOU (5 games)	1997
11	Jeremy Schied, USM (4 games)	1998
11	Jason Fitzgerald, TUL (4 games)	1996

RUNS BATTED IN

GAME		
7	Kevin Kaczmarek, LOU (USF)	1996
6	Ronnie Barassi, MEM (SLU)	1996
6	Chris Heintz, USF (UNCC)	1996
5	Scott Cheek, USM (MEM)	1998
5	Keith Graffagnini, TUL (LOU)	1998
5	Doug Lorenz, LOU (UAB)	1998
5	Cliff Wren, USM (MEM)	1996

SERIES

10	Chris Heintz, USF (6 games)	1996
10	Cliff Wren, USM (4 games)	1996
9	Keith Graffagnini, TUL (4 games)	1998
9	Joey Anderson, UNCC (4 games)	1996
9	Jason Michonski, USF (5 games)	1996
9	Bo Robinson, UNCC (4 games)	1996

DOUBLES

GAME		
3	Brent Murphy, UAB (HOU)	1997
2	25 tied with	

SERIES

5	Jeremy Schied, USM (4 games)	1998
5	Dustin Carr, HOU (5 games)	1997
4	seven tied with	

TRIPLES

GAME		
2	Mike Terry, UAB (SLU)	1998
1	sixteen tied with	

SERIES

2	Mike Terry, UAB (SLU)	1998
1	sixteen tied with	

HOME RUNS

GAME		
3	Jeff Bell, UAB (UNCC)	1996
2	Scott Cheek, USM (MEM)	1998
2	Ronnie Barassi, MEM (SLU)	1996
2	Jason Fitzgerald, TUL (SLU)	1996
2	Chris Heintz, USF (UNCC)	1996
2	Kevin Kazmarek, LOU (USF)	1996
2	Chad Sutter, TUL (USM)	1996
2	Jason Fitzgerald, TUL (CIN)	1997

SERIES

3	Jeff Bell, UAB (2 games)	1996
3	Jason Fitzgerald, TUL (4 games)	1996
2	nine tied with	

TOTAL BASES

GAME		
12	Jeff Bell, UAB (UNCC)	1996
10	Scott Cheek, USM (MEM)	1998
10	Jason Fitzgerald, TUL (SLU)	1996
10	Chris Heintz, USF (UNCC)	1996
9	four tied with	

SERIES

23	Chris Heintz, USF (6 games)	1996
20	Jason Fitzgerald, TUL (4 games)	1996
19	Jeremy Schied, USM (4 games)	1998
19	Goefrey Tomlinson, HOU (5 games)	1997
19	Scottie Scott, HOU (5 games)	1997

STOLEN BASES

GAME		
2	12 tied with	
1	several tied with	

SERIES

4	Vinnie Diaco, UNCC (5 games)	1997
4	Brian Hughes, TUL (4 games)	1997
3	Randy Meadows, MEM (3 games)	1998
3	Joey Anderson, UNCC (4 games)	1996
3	Gio Cafaro, USF (6 games)	1996
3	Mike Pilger, USF (6 games)	1996
3	Jeff Bell, UAB (5 games)	1997
3	Dan Harness, UAB (5 games)	1997

WALKS

SERIES		
6	Gio Cafaro, USF (6 games)	1996
5	Joey Hammond, UNCC (4 games)	1998
5	Jimmy Anderson, UNCC (4 games)	1996
5	Ross Gload, USF (6 games)	1996
5	Dwayne Keene, LOU (4 games)	1996
5	Derek Reams, USM (4 games)	1996
5	John Weidemann, LOU (4 games)	1996
5	Scott Wilson, TUL (5 games)	1997

ON-BASE PERCENTAGE

SERIES (min. 10 at-bats)		
.722	Jason Michonski, USF (5 games)	1996
.667	Joey Anderson, UNCC (4 games)	1996
.650	Bo Robinson, UNCC (4 games)	1996
.650	Derek Reams, USM (4 games)	1996
.647	Jeff Davis, USM (4 games)	1996

SLUGGING PERCENTAGE

SERIES		
1.500	Jeff Bell, UAB (2 games)	1996
1.286	Jason Michonski, USF (5 games)	1996
1.182	Eric Lee, HOU (3 games)	1996
1.125	Jeff Davis, USM (4 games)	1996
1.125	Joey Anderson, UNCC (4 games)	1996

PITCHING

MOST WINS

SERIES		
2	Tyler Kee, USM (3 games)	1997
1	46 tied with	

EARNED RUN AVERAGE

SERIES (min. 9.0 IP)		
0.00	Brion Treadway, UNCC (9.1 innings)	1997
0.00	Josh Bobbitt, TUL (9.0 innings)	1997
0.00	Tighe Dickinson, UAB (9.0 innings)	1997
0.00	Jack Cressend, TUL (9.0 innings)	1997
0.00	Eric Adams, USM (9.0 innings)	1997
0.00	Jason Navarro, TUL (9.0 innings)	1997

INNINGS PITCHED

GAME		
9.0	John McKay, UNCC (USM)	1997
9.0	Josh Bobbitt, TUL (LOU)	1997
9.0	Tighe Dickinson, UAB (SLU)	1997
9.0	Jason Stanford, UNCC (USM)	1997
9.0	Jack Cressend, TUL (USF)	1997
9.0	Adam Danner, USF (UNCC)	1997
9.0	Charlie Payne, LOU (CIN)	1997
9.0	Reggie Wheat, USM (SLU)	1997
9.0	Eric Adams, USM (CIN)	1997

SERIES

14.0	Scott Stauffer, LOU	1998
12.1	Mark Roberts, USF	1997
12.1	Brannon Player, UNCC	1997
11.2	Craig Brown, TUL	1998
11.1	Jason Stanford, UNCC	1998



Championship Records

FEWEST HITS

GAME (Min. 9 innings)		
4	Tighe Dickinson, UAB (SLU)	1998
4	Eric Adams, USM (CIN)	1997
5	John McKay, UNCC (HOU)	1998
5	Jack Cressend, TUL (USF)	1996
6	Adam Danner, USF (UNCC)	1996

MOST STRIKEOUTS

GAME		
13	Jason Navarro, TUL (CIN)	1997
11	Jack Cressend, TUL (USF)	1996
11	Brandon Parker, USM (TUL)	1997
10	Chad Bradford, USM (MEM)	1996
9	Craig Brown, TUL (UNCC)	1998
9	Shane Nance, HOU (UNCC)	1998
9	John McKay, UNCC (HOU)	1998
9	Jon McDonald, HOU (UNCC)	1997

SERIES		
15	Mark Roberts, USF	1996
13	Craig Brown, TUL	1998
13	Chad Bradford, USM	1996
13	Jason Navarro, TUL	1997
11	three tied with	

TEAM

MOST WINS		
4	Tulane	1998
4	Tulane	1996
4	South Florida	1996
4	Houston	1997

MOST GAMES PLAYED

6	South Florida	1996
5	UAB	1997
5	Houston	1997
5	UNC Charlotte	1997
5	Tulane	1997

BATTING AVERAGE

366	UAB (2 games)	1996
361	Houston (5 games)	1997
357	South Florida (6 games)	1996
356	Southern Miss (4 games)	1996
352	UNC Charlotte (4 games)	1996

RUNS SCORED

GAME		
23	UNC Charlotte (LOU, 23-3)	1996
22	Houston (UNCC, 22-7)	1997
17	South Florida (UNCC, 17-6)	1996
17	UNC Charlotte (UAB, 17-9)	1996
14	three tied with	

SERIES		
62	South Florida (6 games)	1996
52	Houston (5 games)	1997
48	UNC Charlotte (4 games)	1996
42	UNC Charlotte (5 games)	1997
37	Tulane (5 games)	1996

HITS

GAME		
23	Houston (UNCC, 22-7)	1997
22	UNC Charlotte (UAB, 17-9)	1996
20	UNC Charlotte (Louisville, 23-3)	1996
20	South Florida (UNCC, 17-6)	1996
20	South Florida (UNCC, 13-2)	1996

SERIES

82	South Florida (6 games-230 at-bats)	1996
73	Houston (5 games-202 at-bats)	1997
59	UNCC (5 games-180 at-bats)	1997
58	UNCC (4 games-165 at-bats)	1996
53	UAB (5 games-195 at-bats)	1997

RUNS BATTED IN

GAME		
20	Houston (UNCC, 22-7)	1997
17	UNC Charlotte (LOU, 23-3)	1996
15	UNC Charlotte (UAB, 17-9)	1996
14	Tulane (SLU, 14-5)	1996
13	three tied with	

SERIES		
53	South Florida (6 games)	1996
48	Houston (5 games)	1997
39	UNC Charlotte (4 games)	1996
39	UNC Charlotte (5 games)	1997
33	Tulane (4 games)	1996

DOUBLES

GAME		
7	Houston (UNCC, 22-7)	1997
6	UAB (UNCC, 9-17)	1996
6	Tulane (CIN, 10-0)	1997
5	five times	

SERIES		
21	Houston (5 games)	1997
17	South Florida (6 games)	1996
16	Tulane (5 games)	1997
15	UAB (5 games)	1997
11	three tied with	

TRIPLES

GAME		
2	UAB (SLU, 4-1)	1998
2	Louisville (UAB, 9-8)	1998
1	ten tied with	

SERIES

3	UAB (3 games)	1998
3	Louisville (4 games)	1998
2	UNC Charlotte (4 games)	1998
2	Tulane (4 games)	1998
1	eight tied with	

HOME RUNS

BOTH TEAMS, GAME		
6	USF (UNCC, 17-6)	1996
6	UNCC (UAB, 9-17)	1996

GAME		
5	UAB (UNCC, 9-17)	1996
5	USF (UNCC, 17-6)	1996
4	TUL (SLU, 14-5)	1996
3	five tied with	

SERIES TOTAL

56	(6 grand slams)	1996
----	-----------------	------

SERIES		
11	South Florida (6 games)	1996
9	Tulane (4 games)	1996
7	Louisville (4 games)	1996
7	UNC Charlotte (4 games)	1996
7	Southern Miss (4 games)	1996

STOLEN BASES

GAME		
9	USM (CIN, 5-0)	1997
5	MEM (CIN, 6-5)	1998
5	UAB (USF, 7-9)	1996
5	TUL (CIN, 10-0)	1997
4	four tied with	

SERIES		
10	UNC Charlotte (4 games)	1996
9	Southern Miss (3 games)	1997
9	UNC Charlotte (5 games)	1997
9	Tulane (5 games)	1997
8	Houston (5 games)	1997



1996 C-USA tournament champion Tulane

1997 C-USA tournament champion Houston





History

NCAA APPEARANCES

- UAB (1)**
1991
- CINCINNATI (5)**
1974, 1971, 1967, 1961, 1956
- HOUSTON (10)**
1997, 1990, 1987, 1985, 1982, 1967 (CWS), 1966, 1960, 1958, 1953 (CWS)
- MEMPHIS (4)**
1994, 1981, 1978, 1976
- UNC CHARLOTTE (2)**
1998, 1993
- SAINT LOUIS (1)**
1965 (CWS)
- SOUTH FLORIDA (8)**
1997, 1996, 1995, 1993, 1990, 1989, 1986, 1982
- SOUTHERN MISS (2)**
1991, 1990
- TULANE (10)**
1998, 1996, 1994, 1992, 1988, 1987, 1986, 1983, 1982, 1979

ANNUAL NCAA TEAM CHAMPIONS

- Batting Average**
1978 Memphis .357
1992 Louisville .353
- Doubles Per Game**
1992 Southern Miss 2.64
- Home Runs Per Game**
1991 Louisville 2.02
1992 Louisville 1.79
- Most Home Runs**
1991 Louisville 125
1992 Louisville 109
- Slugging Percentage**
1976 Louisville .546
1992 Louisville .590
- Most Total Bases**
1992 Louisville 1,323
- Fielding Percentage**
1992 Cincinnati .976

ALL-TIME RECORDS

	YRS	W	L	T	PCT
UAB	20	577	468	1	.552
CIN	38	749	856	11	.465
HOU	52	1145	860	0	.571
LOU	89	1899	1819	17	.510
MEM	49	1228	795	13	.610
UNCC	20	559	509	4	.521
SLU	42	659	938	9	.417
USF	33	939	704	5	.571
USM	70	983	900	10	.521
TUL	92	1369	982	14	.582

TEAM VS. TEAM RECORDS

	UAB	CIN	HOU	LOU	MEM	UNCC	SLU	USF	USM	TUL
UAB	-	28-9	3-5	5-6	21-17	14-9	32-7	29-42	18-22	0-9
CIN	9-28	-	2-8	33-44	21-39	2-7	13-18	1-8	3-25	4-18
HOU	5-3	8-2	-	4-2	6-1	4-4	6-4	6-1	6-2	7-5
LOU	6-5	44-33	2-4	-	16-44	8-14	5-2	7-18	11-28	10-30
MEM	17-21	39-21	1-6	44-16	-	3-6	31-16-1	2-8	25-28	24-12
UNCC	9-14	7-2	4-4	14-8	6-3	-	7-2	13-19	14-13	13-16
SLU	7-32	18-13	4-6	2-5	16-31-1	2-7	-	3-8	3-7	1-16
USF	42-29	8-1	1-6	18-7	8-2	19-13	8-3	-	11-11	11-13
USM	22-18	25-3	2-6	28-11	28-25	13-17	7-3	11-11	-	32-58-1
TUL	9-0	18-4	5-7	30-10	12-24	16-13	16-1	13-11	58-35-1	-



History

C-USA CHAMPIONSHIP RESULTS

1998

Zephyr Field, New Orleans, La.

Tuesday, May 12-play-in games

(9) Saint Louis 7, (8) South Florida 6
(7) Memphis 6, (10) Cincinnati 5

Wednesday, May 13

(3) UNC Charlotte 13, (6) Southern Miss 3
(2) Houston 3, Memphis 2
(5) Louisville 9, (4) UAB 8
(1) Tulane 7, Saint Louis 3

Thursday, May 14

Southern Miss 7, Memphis 6
UAB 4, Saint Louis 1
UNC Charlotte 6, Houston 5
Tulane 13, Louisville 2

Friday, May 15

Southern Miss 6, Houston 5
Louisville 11, UAB 6

Saturday, May 16

UNC Charlotte 6, Southern Miss 5
Tulane 6, Louisville 3

Sunday, May 17 - Championship

Tulane 5, UNC Charlotte 3

1997

Turchin Stadium, New Orleans, La.

Tuesday, May 13- play-in games

(9) Saint Louis 9, (8) Memphis 2
(10) Cincinnati 8, (7) Louisville 5

Wednesday, May 14

(3) South Florida 5, (6) UAB 2
(2) Houston 13, Saint Louis 4
(5) UNC Charlotte 14, (4) Southern Miss 9
(1) Tulane 10, Cincinnati 0

Thursday, May 15

UAB 6, Saint Louis 2
Southern Miss 5, Cincinnati 0
Houston 2, South Florida 0
UNC Charlotte 8, Tulane 6

Friday, May 16

UAB 5, South Florida 3
Tulane 6, Southern Miss 2

Saturday, May 17

UAB 6, Houston 5
Tulane 13, UNC Charlotte 4
Houston 10, UAB 8
UNC Charlotte 9, Tulane 2

Sunday, May 18 - Championship

Houston 22, UNC Charlotte 7

1996

Pete Taylor Park, Hattiesburg, Miss.

Tuesday, May 14-play-in game

(8) Louisville 4, (9) Cincinnati 2

Wednesday, May 15

(5) UNC Charlotte 17, (4) UAB 9
Louisville 13, (1) South Florida 9
(2) Tulane 14, (7) Saint Louis 5
(3) Southern Miss 9, (6) Memphis 4

Thursday, May 16

South Florida 9, UAB 7
Saint Louis 9, Memphis 8 (10 innings)
UNC Charlotte 23, Louisville 3
Tulane 9, Southern Miss 5

Friday, May 17

South Florida 14, Louisville 11
Southern Miss 9, Saint Louis 5

Saturday, May 18

South Florida 13, UNC Charlotte 2
Tulane 10, Southern Miss 8
South Florida 17, UNC Charlotte 6

Sunday, May 19 - Championship

Tulane 2, South Florida 0

NCAA CHAMPIONSHIP RESULTS

1998

South II Regional (Baton Rouge, La.)

Thursday, May 21

(3) Tulane 11, (4) Southwestern La. 5

Friday, May 22

Cal. State Fullerton 10, Tulane 6

Saturday, May 23

Harvard 14, Tulane 11

Central Regional (College Station, Texas)

Thursday, May 21

(2) Texas A&M 17, (5) UNC Charlotte 0

Friday, May 22

(6) Oral Roberts 20, UNC Charlotte 13

1997

East Region (Tallahassee, Fla.)

Thursday, May 22

(4) South Florida 5, (3) Central Florida 4

Friday, May 23

(2) Auburn 9, South Florida 0

Saturday, May 24

South Florida 9, (5) Western Carolina 4
(1) Florida State 6, South Florida 5

South I Region (Baton Rouge, La.)

Thursday, May 22

(2) South Alabama 12, (5) Houston 6

Friday, May 23

(6) UNC Greensboro 9, Houston 5

1996

East Regional (at Gainesville, Fla.)

Thursday, May 23

(4) South Florida 12, (3) N.C. State 3

Friday, May 24

South Florida 14, (5) UMass 8

Saturday, May 25

(1) Florida 6, South Florida 4 (13 inn.)
Massachusetts 13, South Florida 12

South II Regional (at Baton Rouge, La.)

Thursday, May 23

(4) Tulane 10, (3) UNLV 7

Friday, May 24

(5) New Orleans 13, Tulane 5

Saturday, May 25

(2) Georgia Tech 7, Tulane 4



**1998 C-USA Coach of the Year
Loren Hibbs of UNC Charlotte**



Year by Year

STANDINGS

1998	C-USA	All Games
	W/L	W/L
#%Tulane	22-5	48-15
Houston	21-6	34-25
UNC Charlotte	19-8	43-19
UAB	15-12	29-24
Louisville	14-13	31-24
Southern Miss	12-15	30-28
Memphis	12-15	24-31
South Florida	9-18	21-36
Saint Louis	4-20	10-38
Cincinnati	4-20	15-38
#Regular Season Champion		
%Tournament Champion		

1997	C-USA	All Games
	W-L	W-L
#Tulane	19-7	40-21
%Houston	19-8	40-23
South Florida	18-8	39-24
Southern Miss	16-10	34-23
UNC Charlotte	14-12	30-26-1
UAB	14-13	31-29
Louisville	11-15	23-32
Memphis	9-17	20-31
Saint Louis	8-19	21-30
Cincinnati	4-23	12-46
#Regular Season Champion		
%Tournament Champion		

1996	C-USA	All Games
	W-L	W-L
#South Florida	20-4	47-19
%Tulane	18-6	43-20
Southern Miss	14-10	32-28
UAB	13-11	33-25
UNC Charlotte	11-13	29-30
Memphis	9-11	26-28
Saint Louis	9-12	25-24
Louisville	6-15	18-36
Cincinnati	1-19	5-34
#Regular Season Champion		
%Tournament Champion		

ANNUAL INDIVIDUAL LEADERS - ALL GAMES

BATTING

BATTING AVERAGE

1998	Bo Robinson, UNCC	.424
1997	Goefrey Tomlinson, HOU	.427
1996	Joey Anderson, UNCC	.401

OFFICIAL AT BATS

1998	Brian Hughes, TUL	273
1997	Mike Pilger, USF	272
1996	Chris Heintz, USF	265

RUNS SCORED (SEASON)

1998	Jason Sparks, TUL	84
	Joey Hammond, UNCC	84
	Gerald Parr, UNCC	84
1997	Ross Gload, USF	85
1996	Gio Cafaro, USF	86

HITS

1998	Bo Robinson, UNCC	106
1997	Dustin Carr, HOU	108
1996	Chris Heintz, USF	106

RUNS BATTED IN

1998	Bo Robinson, UNCC	100
1997	Ross Gload, USF	80
1996	Chris Heintz, USF	95

DOUBLES

1998	Bo Robinson, UNCC	32
1997	Dustin Carr, HOU	32
1996	Jason Fitzgerald, TUL	28

TRIPLES

1998	Doug Lorenz, LOU	7
1997	Brett Bredensteiner, SLU	6
1996	B.J. Huff, UAB	11

HOME RUNS

1998	Jason Sparks, TUL	30
1997	Chad Sutter, TUL	23
1996	Ross Gload, USF	21

TOTAL BASES

1998	James Matan, UNCC	209
1997	Goefrey Tomlinson, HOU	189
1996	Chris Heintz, USF	183

STOLEN BASES

1998	Gerald Parr, UNCC	41
1997	Shaun Skrehot, HOU	33
1996	Gio Cafaro, USF	50

WALKS

1998	Gerald Parr, UNCC	64
1997	Craig Brown, TUL	54
1996	Ross Gload, USF	68

STRIKEOUTS

1998	Jason Hill, UNCC	65
1997	Jud McMillin, CIN	59
	Jeff Bell, UAB	59
1996	Jeff Bell, UAB	65

SLUGGING PERCENTAGE

1998	Jason Sparks, TUL	.846
1997	Goefrey Tomlinson, HOU	.762
1996	Ross Gload, USF	.712

ON-BASE PERCENTAGE

1998	Bo Robinson, UNCC	.510
1997	Ross Gload, USF	.493
1996	Joey Anderson, UNCC	.511

SACRIFICE HITS

1998	Will Smith, UAB	11
1997	Gerald Parr, UNCC	12
1996	Kelly Ray, UAB	10
	Mike Huelsmann, SLU	10

SACRIFICE FLIES

1998	Jayme Sperring, HOU	8
1997	Jason Schreiber, HOU	6
	Ross Gload, USF	6
1996	Chris Heintz, USF	14

HIT BY PITCH

1998	Jason Sparks, TUL	20
1997	Craig House, MEM	17
1996	Adam Gabris, SLU	12
	Scott Wilson, TUL	12

PITCHING

MOST WINS

1998	Josh Bobbitt, TUL	13
1997	Jason Navarro, TUL	12
1996	Scott Glaser, USF	12

EARNED RUN AVERAGE

SEASON (min. 1.0 IP per team game)		
1998	Raul Echeverez, TUL	2.78
1997	Jason Navarro, TUL	3.30
1996	Jason Navarro, TUL	2.00

INNINGS PITCHED

1998	Josh Bobbitt, TUL	116.2
1997	Scott Glaser, USF	125.2
1996	Jesse Summey, UNCC	123.1

FEWEST HITS (1.0 IP per team game)

1998	Tighe Dickinson, UAB	57
1997	Chad Harville, MEM	71
1996	Chad Harville, MEM	44

MOST STRIKEOUTS

1998	John McKay, UNCC	138
1997	Chad Harville, MEM	136
1996	Jack Cressend, TUL	123

SAVES

1998	Todd Raithe, LOU	10
1997	Luis Ramos, USF	8
	Chris Mason, UAB	8
1996	Chad Harville, MEM	8

APPEARANCES

1998	Todd Ardoin, TUL	32
	Paul Giambalvo, USF	32
1997	Tyler Kee, USM	31
	Chris Mason, UAB	31
1996	Steven Boyles, USF	40

GAMES STARTED

1998	John McKay, UNCC	18
1997	Scott Glaser, USF	20
1996	Mark Roberts, USF	18

OPPOSING BATTING AVERAGE

1998	Shane Nance, HOU	.223
1997	Chad Harville, MEM	.192
1996	Brandon Parker, USM	.213



Year by Year

FIELDING

PUTOUTS

1998	Doug Lorenz, LOU	546
1997	Ross Gload, USF	549
1996	Ross Gload, USF	596

ASSISTS

1998	Travis Kahoalii, LOU	205
1997	Jared Martin, USM	219
1996	Joey Hammond, UNCC	213

ERRORS

1998	Ryan Hirsch, SLU	29
1997	Michael Johns, TUL	28
1996	Jason Dellaero, USF	29

ANNUAL TEAM LEADERS - ALL GAMES

MOST WINS

1998	Tulane	48
1997	Tulane	40
	Houston	40
1996	South Florida	47

MOST GAMES PLAYED

1998	Tulane (48-15)	63
1997	Houston (40-23)	63
	South Florida (39-24)	63
1996	South Florida (47-19)	66

BATTING

BATTING AVERAGE

1998	Tulane	.340
1997	South Florida	.329
1996	South Florida	.325

OFFICIAL AT-BATS

1998	Tulane (63 games)	2256
1997	South Florida (63 games)	2383
1996	South Florida (66 games)	2448

RUNS SCORED

1998	Tulane (63 games)	593
1997	South Florida (63 games)	532
1996	South Florida (66 games)	586

HITS

1998	Tulane (63 games)	766
1997	South Florida (63 games)	783
1996	South Florida (66 games)	792

RUNS BATTED IN

1998	Tulane (63 games)	536
1997	South Florida (63 games)	468
1996	South Florida (66 games)	457

DOUBLES

1998	Tulane (63 games)	168
1997	Houston (63 games)	147
1996	South Florida (66 games)	149

TRIPLES

1998	Louisville (55 games)	28
1997	South Florida (63 games)	23
1996	South Florida (66 games)	27

HOME RUNS

1998	Tulane (63 games)	105
1997	Southern Miss (57 games)	95
1996	South Florida (66 games)	91

STOLEN BASES

1998	UNC Charlotte (62 games)	115
1997	Houston (63 games)	152
1996	UNC Charlotte (59 games)	137

TOTAL BASES

1998	Tulane (63 games)	1269
1997	South Florida (63 games)	1186
1996	South Florida (66 games)	1268

WALKS

1998	UNC Charlotte (62 games)	323
1997	Tulane (61 games)	309
1996	South Florida (66 games)	340

STRIKEOUTS

1998	Memphis (55 games)	433
1997	Cincinnati (58 games)	445
1996	South Florida (66 games)	477

SLUGGING PERCENTAGE

1998	Tulane	.563
1997	Southern Miss	.522
1996	South Florida	.518

ON-BASE PERCENTAGE

1998	Tulane	.433
1997	South Florida	.400
1996	South Florida	.409

HIT BY PITCH

1998	Tulane	81
1997	Southern Miss	87
1996	Southern Miss	55

PITCHING

EARNED RUN AVERAGE

1998	Tulane	4.07
1997	Tulane	4.05
1996	South Florida	3.99

INNINGS PITCHED

1998	Tulane (63 games)	547.2
1997	South Florida (63 games)	561.1
1996	South Florida (66 games)	589.1

SAVES

1998	UNC Charlotte (62 games)	13
1997	Houston (63 games)	14
1996	South Florida (66 games)	13
	Tulane (63 games)	13

BATTERS STRUCK OUT

1998	UNC Charlotte (62 games)	506
1997	Tulane (61 games)	520
1996	Tulane (63 games)	569

OPPOSING BATTING AVERAGE

1998	Tulane (63 games)	.267
1997	South Florida (66 games)	.263
1996	Southern Miss (60 games)	.263
	Memphis (51 games)	.263

FIELDING

PUTOUTS

1998	Tulane (63 games)	1643
1997	South Florida (63 games)	1684
1996	South Florida (66 games)	1768

ASSISTS

1998	Southern Miss (58 games)	719
1997	South Florida (63 games)	749
1996	South Florida (66 games)	728

ANNUAL INDIVIDUAL LEADERS - CONFERENCE GAMES

BATTING

BATTING AVERAGE

1998	Shayne Carnes, UAB	.445
1997	Goefrey Tomlinson, HOU	.451
1996	Brian Hughes, TUL	.424

OFFICIAL AT BATS

1998	Brian Hughes, TUL	118
	Travis Kahoalii, LOU	118
	Jason Hill, UNCC	118
1997	Dan Harness, UAB	121
1996	B.J. Huff, UAB	107

RUNS SCORED

1998	Brandon Caraway, HOU	42
1997	Ross Gload, USF	43
1996	Ross Gload, USF	32

HITS

1998	Shayne Carnes, UAB	49
1997	Dustin Carr, HOU	47
1996	Brian Hughes, TUL	39

RUNS BATTED IN

1998	Bo Robinson, UNCC	50
1997	Ross Gload, USF	43
1996	Chris Heintz, USF	46

DOUBLES

1998	Jason Hill, UNCC	16
1997	Goefrey Tomlinson, HOU	16
1996	B.J. Huff, UAB	9

TRIPLES

1998	Shaun Skrehot, HOU	3
	Doug Lorenz, LOU	3
1997	Mike Diaz, USF	4
1996	Kyle Logan, USM	3

HOME RUNS

1998	James Matan, UNCC	14
	Bo Robinson, UNCC	14
1997	Jeff Bell, UAB	11
1996	Jay Jones, UAB	9



Year by Year

TOTAL BASES

1998	Bo Robinson, UNCC	98
1997	Ross Gload, USF	85
1996	Jay Jones, UAB	73

STOLEN BASES

1998	Brian Hughes, TUL	19
1997	Goefrey Tomlinson, HOU	14
1996	Gio Cafaro, USF	24

WALKS

1998	Mike Pursell, TUL	26
1997	Brian Hughes, TUL	25
1996	Ross Gload, USF	31

STRIKEOUTS

1998	Tim Harper, LOU	29
	Jason Hill, UNCC	29
	Jason Sparks, TUL	29
1997	Jeff Bell, UAB	32
1996	Jeff Bell, UAB	32

SLUGGING PERCENTAGE

1998	Shayne Carnes, UAB	.864
1997	Ross Gload, USF	.825
1996	Ross Gload, USF	.758

ON-BASE PERCENTAGE

1998	Shayne Carnes, UAB	.523
1997	Goefrey Tomlinson, HOU	.541
1996	Ross Gload, USF	.553

HIT BY PITCH

1998	Jason Sparks, TUL	13
1997	Daryn Miller, MEM	9
1996	Cameron Jones, MEM	10

PITCHING

MOST WINS

1998	Shane Nance, HOU	7
	Jason Stanford, UNCC	7
1997	Jason Navarro, TUL	7
1996	Mark Roberts, USF	6
	Jesse Summey, UNCC	6
	Pat Ryan, USF	6

EARNED RUN AVERAGE (min. 1.0 IP per game)

1998	Shane Nance, HOU	1.80
1997	Jason Navarro, TUL	2.22
1996	Chad Harville, MEM	2.15

INNINGS PITCHED

1998	Shane Nance, HOU	70.0
1997	Chad Harville, MEM	65.0
	Jason Navarro, TUL	65.0
1996	Jesse Summey, UNCC	62.2

MOST STRIKEOUTS

1998	John McKay, UNCC	72
1997	Chad Harville, MEM	91
1996	Jack Cressend, TUL	54

SAVES

1998	Cary Hiles, MEM	5
1997	Chris Mason, UAB	4
	David Sonson, LOU	4
1996	Chad Harville, MEM	3

APPEARANCES

1998	James Steele, CIN	15
1997	Tyler Kee, USM	14
1996	Steven Boyles, USF	14

GAMES STARTED

1998	Eleven tied with	9
1997	Heath Cantrelle, USM	9
1996	Brannon Player, UNCC	8
	Mark Roberts, USF	8
	Jesse Summey, UNCC	8

OPPOSING BATTING AVERAGE

1998	Shane Nance, HOU	.198
1997	Chad Harville, MEM	.200
1996	Chad Harville, MEM	.189

FIELDING

PUTOUTS

1998	Doug Lorenz, LOU	269
1997	Keith Graffagnini, TUL	246
1996	Brian Jersey, UAB	228

ASSISTS

1998	Travis Kahoalii, LOU	104
1997	Jared Martin, USM	101
1996	Joey Hammond, UNCC	86

ERRORS

1998	Shaun Skrehot, HOU	14
	Johnny Raburn, USF	14
1997	Michael Johns, TUL	14
1996	Jason Dellaero, USF	13

ANNUAL TEAM LEADERS - CONFERENCE GAMES

MOST WINS

1998	Tulane	22
1997	Tulane	19
	Houston	19
1996	South Florida	20

MOST GAMES PLAYED

1998	Eight tied	27
1997	Five Tied	27
1996	Five Tied	24

BATTING

BATTING AVERAGE

1998	Tulane	.353
1997	South Florida	.331
1996	South Florida	.320

OFFICIAL AT-BATS

1998	UNC Charlotte (27 games)	1002
1997	South Florida (26 games)	989
1996	South Florida (24 games)	893

RUNS SCORED

1998	Tulane (27 games)	284
1997	South Florida (26 games)	246
1996	South Florida (24 games)	219

HITS

1998	UNC Charlotte (27 games)	343
1997	South Florida (26 games)	327
1996	South Florida (24 games)	286

RUNS BATTED IN

1998	Tulane (27 games)	260
1997	South Florida (26 games)	216
1996	South Florida (24 games)	198

DOUBLES

1998	UAB (27 games)	75
1997	South Florida (26 games)	64
1996	UAB (24 games)	52
	Tulane (24 games)	52

TRIPLES

1998	Houston (27 games)	9
	Louisville (27 games)	9
1997	UNC Charlotte (26 games)	7
	South Florida (26 games)	7
1996	Saint Louis (21 games)	8
	South Florida (24 games)	8

HOME RUNS

1998	UNC Charlotte (27 games)	51
1997	Southern Miss (26 games)	48
1996	South Florida (24 games)	34

STOLEN BASES

1998	Houston (27 games)	54
1997	Houston (27 games)	66
1996	UNC Charlotte (24 games)	58

TOTAL BASES

1998	UNC Charlotte (27 games)	579
1997	South Florida (26 games)	519
1996	South Florida (24 games)	450

WALKS

1998	Tulane (27 games)	159
1997	Tulane (26 games)	132
1996	South Florida (24 games)	141

STRIKEOUTS

1998	Louisville (27 games)	218
1997	Saint Louis (27 games)	222
1996	UNC Charlotte (59 games)	188

SLUGGING PERCENTAGE

1998	UNC Charlotte (27 games)	.578
1997	Southern Miss (26 games)	.528
1996	South Florida (24 games)	.504

ON-BASE PERCENTAGE

1998	Tulane (27 games)	.455
1997	South Florida (26 games)	.407
1996	South Florida (24 games)	.409

HIT BY PITCH

1998	Tulane (27 games)	38
1997	Memphis (26 games)	34
	Southern Miss (26 games)	34
1996	UAB (24 games)	25



Year by Year

PITCHING

EARNED RUN AVERAGE

1998	Houston (27 games)	3.85
1997	Tulane (26 games)	4.17
1996	South Florida (24 games)	3.21

INNINGS PITCHED

1998	UNC Charlotte (27 games)	240.1
1997	UAB (27 games)	239.2
1996	South Florida (24 games)	215.2

STRIKEOUTS

1998	UNC Charlotte (27 games)	232
1997	Memphis (26 games)	229
1996	Tulane (24 games)	215

SAVES

1998	Memphis (27 games)	6
1997	Houston (27 games)	7
1996	South Florida (24 games)	8

OPPOSING BATTING AVERAGE

1998	Houston (27 games)	.242
1997	Houston (27 games)	.259
	UNC Charlotte (27 games)	.259
	Memphis (26 games)	.259
1996	Southern Miss (24 games)	.254

FIELDING

PUTOUTS

1998	UNC Charlotte (27 games)	721
1997	UAB (27 games)	719
1996	South Florida (24 games)	647

ASSISTS

1998	Southern Miss (27 games)	347
1997	UAB (27 games)	342
1996	South Florida (24 games)	272

ERRORS

1998	Saint Louis (24 games)	62
1997	Cincinnati (27 games)	56
1996	UNC Charlotte (24 games)	55

AWARDS

1998

ALL-CONFERENCE FIRST TEAM

F	Rodney Eberly, UAB
F	Joey Hammond, UNC Charlotte
F	Bo Robinson, UNC Charlotte
F	Jeremy Schied, Southern Miss
F	Mike Terry, UAB
OF	Shayne Carnes, UAB
OF	Brian Hughes, Tulane
OF	James Matan, UNC Charlotte
OF	Jason Sparks, Tulane
C	James McAuley, Louisville
DH	Cliff Wren, Southern Miss
P	Josh Bobbitt, Tulane
P	Craig House, Memphis
P	Shane Nance, Houston
P	Jason Stanford, UNC Charlotte
RP	Todd Ardoin, Tulane

ALL-CONFERENCE SECOND TEAM

IF	Daniel Boyd, South Florida
IF	Scott Cheek, Southern Miss
IF	Keith Graffagnini, Tulane
IF	Gerald Parr, UNC Charlotte
IF	Mike Pursell, Tulane
OF	Jeremy Albritton, Southern Miss
OF	Brett Bredensteiner, Saint Louis
OF	Brandon Caraway, Houston
OF	Vinnie Diaco, UNC Charlotte
C	Chad Sutter, Tulane
DH	Bruce Rios, Houston
P	Ryan Baker, UNC Charlotte
P	Raul Echeverz, Tulane
P	Jon McDonald, Houston
P	Jason Fortenberry, Southern Miss
RP	Todd Raithe, Louisville

1997

ALL-CONFERENCE FIRST TEAM

IF	Dustin Carr, Houston
IF	Jason Dellaero, South Florida
IF	Ross Gload, South Florida
IF	Keith Graffagnini, Tulane
IF	Bo Robinson, UNC Charlotte
OF	Jeremy Albritton, Southern Miss
OF	Jason Fitzgerald, Tulane
OF	Kyle Logan, Southern Miss
OF	Goefrey Tomlinson, Houston
C	Chad Sutter, Tulane
DH	Cliff Wren, Southern Miss
P	Jason Navarro, Tulane
P	Chad Harville, Memphis
RP	Luis Ramos, South Florida

ALL-CONFERENCE SECOND TEAM

IF	Matt Berger, Louisville
IF	Jorge DeLeon, South Florida
IF	Dan Harness, UAB
IF	Jeremy Schied, Southern Miss
IF	Adam Gabris, Saint Louis
OF	Brett Bredensteiner, Saint Louis
OF	Shayne Carnes, UAB
OF	Brian Hughes, Tulane
OF	Mike Pilger, South Florida
C	Braxton Whitehead, Southern Miss
DH	Sean Lynch, South Florida
P	Brannon Player, UNC Charlotte
P	Scott Stauffer, Louisville
RP	Chris Mason, UAB

ALL-CONFERENCE THIRD TEAM

IF	Jeff Bell, UAB
IF	John Carney, Cincinnati
IF	Jared Martin, Southern Miss
IF	Mike Pursell, Tulane
IF	Shaun Skrehot, Houston
OF	Mike Diaz, South Florida
OF	Tim Harper, Louisville
OF	Chris Hesse, Southern Miss
OF	Mike Terry, UAB
C	Bruce Rios, Houston
DH	James Matan, UNC Charlotte
P	Scott Glaser, South Florida
P	Pat Ryan, South Florida
RP	Brandon Parker, Southern Miss

1996

ALL-CONFERENCE FIRST TEAM

IF	Ross Gload, South Florida
IF	Brian Jersey, UAB
IF	Jorge DeLeon, South Florida
IF	Jason Dellaero, South Florida
IF	Chris Heintz, South Florida
OF	Joey Anderson, UNC Charlotte
OF	Gio Cafaro, South Florida
OF	B.J. Huff, UAB
OF	Brian Hughes, Tulane
C	Jay Jones, UAB
DH	Tony Hausladen, Saint Louis
P	Jason Navarro, Tulane
P	Mark Roberts, South Florida
RP	Chad Harville, Memphis

ALL-CONFERENCE SECOND TEAM

IF	Keith Graffagnini, Tulane
IF	Kelly Ray, UAB
IF	Michael Johns, Tulane
IF	Jared Martin, Southern Miss
IF	Adam Gabris, Saint Louis
OF	Ronnie Barassi, Memphis
OF	Steve Barhorst, Cincinnati
OF	Jason Fitzgerald, Tulane
OF	Chris Hesse, Southern Miss
C	Derek Reams, Southern Miss
DH	James Matan, UNC Charlotte
P	Scott Glaser, South Florida
P	Jesse Summey, UNC Charlotte
RP	Steven Boyles, South Florida

ALL-CONFERENCE HONORABLE MENTION

IF	Cliff Wren, Southern Miss
IF	Jerry Merrill, Cincinnati
IF	John Weidemann, Louisville
IF	Joe Grawey, UAB
IF	Scott Wilson, Tulane
OF	Jim Anderson, UNC Charlotte
OF	Brett Bredensteiner, Saint Louis
OF	Mike Huelsmann, Saint Louis
OF	Jeff Ray, Saint Louis
C	Chad Sutter, Tulane
DH	Ruan Mason, South Florida
P	John Bale, Southern Miss
P	Jack Cressend, Tulane
RP	Luis Ramos, South Florida



Year by Year

ALL-FRESHMAN

1998

- IF Daniel Boyd, South Florida
- IF Andy Cannizaro, Tulane
- IF Ben Drawdy, South Florida
- IF Mike Eylward, South Florida
- IF Jayme Sperring, Houston
- IF Kris Wilken, Houston
- OF Matt Singer, Cincinnati
- OF Craig Tewes, Cincinnati
- C Jarrod Bitter, Houston
- P Brion Treadway, UNC Charlotte
- P John Vigue, South Florida

1997

- OF Brandon Caraway, Houston
- OF Eric Lee, Houston
- C Jimmie Romano, South Florida
- DH Nick Crocker, Saint Louis
- P Ryan Baker, UNC Charlotte
- P Shane Nance, Houston
- RP Robert Dieudonne, Houston

1996

- IF Matt Baltz, Southern Miss
- IF Joe Hammond, UNC Charlotte
- IF Jason Hill, UNC Charlotte
- IF Cliff Wren, Southern Miss
- OF Jeff Davis, Southern Miss
- OF Corey Hinton, Cincinnati
- OF Mike Pilger, South Florida
- C Chad Sutter, Tulane
- DH Jeremy Albritton, Southern Miss
- P Scott Beyer, UAB
- P Luis Ramos, South Florida

PLAYER OF THE YEAR

- 1998 Jamas Matan, UNC Charlotte
- 1997 Ross Gload, South Florida
- 1996 Chris Heintz, South Florida

COACH OF THE YEAR

- 1998 Loren Hibbs, UNC Charlotte
- 1997 Rick Jones, Tulane
- 1996 Eddie Cardieri, South Florida

FRESHMAN OF THE YEAR

- 1998 Daniel Boyd, South Florida
- 1997 Shane Nance, Houston
- 1996 Chad Sutter, Tulane

PITCHER OF THE YEAR

- 1998 Josh Bobbitt, Tulane
- 1997 Jason Navarro, Tulane
- 1996 Mark Roberts, South Florida

ALL-TOURNAMENT TEAM

1998

- IF Jeremy Schied, Southern Miss
- IF Keith Graffagnini, Tulane
- IF Gerald Parr, UNC Charlotte
- IF Bo Robinson, UNC Charlotte
- OF Brandon Caraway, Houston
- OF Eric Lee, Houston
- OF Brian Hughes, Tulane
- C James McAuley, Louisville
- P Craig Brown, Tulane
- RP Brion Treadway, UNC Charlotte
- DH Rob Partin, Louisville

1997

- IF Keith Graffagnini, Tulane
- IF Joey Hammond, UNC Charlotte
- IF Jason Hill, UNC Charlotte
- IF Shaun Skrehot, Houston
- OF Jason Fitzgerald, Tulane
- OF Nick Rhodes, UNC Charlotte
- OF Goefrey Tomlinson, Houston
- C Scottie Scott, Houston
- P Gary Shuford, UNC Charlotte
- RP Chris Mason, UAB
- DH Jason Schreiber, Houston

1996

- 1B Cliff Wren, Southern Miss
- 2B Mike Pursell, Tulane
- SS Joe Hammond, UNC Charlotte
- 3B Chris Heintz, South Florida
- OF Joey Anderson, UNC Charlotte
- OF Jason Fitzgerald, Tulane
- OF Jason Michonski, South Florida
- C Chad Sutter, Tulane
- P Jack Cressend, Tulane
- RP Todd Ardoin, Tulane
- DH Jeff Davis, Southern Miss

TOURNAMENT MVP

- 1998 Brian Hughes, Tulane
- 1997 Scottie Scott, Houston
- 1996 Jason Fitzgerald, Tulane

PLAYERS OF THE WEEK

1998

HITTER OF THE WEEK

- F16 Craig Tewes, Cincinnati
- F23 Jeremy Albritton, Southern Miss
- M2 Craig House, Memphis
- M9 Cliff Wren, Southern Miss
- M16 Jeremy Schied, Southern Miss
- M23 Shayne Carnes, UAB
- M30 Bo Robinson, UNC Charlotte
- A6 Bo Robinson, UNC Charlotte
- A13 Jason Sparks, Tulane
- A20 Matt Singer, Cincinnati
- A27 Mike Medrano, Houston
- MY4 Mickey McKee, Tulane
- MY11 Shayne Carnes, UAB

PITCHER OF THE WEEK

- F16 Paul Poplin, UNC Charlotte
- F23 Jon McDonald, Houston
- M Craig House, Memphis
- M Josh Bobbitt, Tulane
- M16 Michael Schaeffer, Saint Louis
- M23 Shane Nance, Houston
- M30 Jon McDonald, Houston
- A Drew Johnson, Southern Miss
- A13 Roy Tippett, Saint Louis
- A20 Jason Stanford, UNC Charlotte
- A27 Shane Nance, Houston
- MY4 Shane Nance, Houston
- MY11 Craig Boroski, UAB

1997

Hitter of the Week

- M10 Jeremy Albritton, Southern Miss
- M17 Jeremy Schied, Southern Miss
- M24 Dustin Carr, Houston
- M31 Goefrey Tomlinson, Houston
- A7 Kyle Logan, Southern Miss
- A14 Cliff Wren, Southern Miss
- A21 Craig Brown, Tulane
- A28 Dan Harness, UAB
- MY5 Jason Dellaero, South Florida
- MY12 Jorge DeLeon, South Florida

Pitcher of the Week

- M10 Jason Navarro, Tulane
- M17 David Sonson, Louisville
- M24 Mark Gray, UAB
- M31 Brannon Player, UNC Charlotte
- A7 Mick Portell, Saint Louis
- A14 Scott Glaser, South Florida
- A21 Ryan Baker, NC Charlotte
- A28 Jason Navarro, Tulane
- MY5 Jason Navarro, Tulane
- MY12 Heath Cantrelle, Southern Miss

1996

Hitter of the Week

- M11 Joey Anderson, UNC Charlotte
- M18 Jason Hill, UNC Charlotte
- M25 Cliff Wren, Southern Miss
- A1 B.J. Huff, UAB
- A8 Ross Gload, South Florida
- A15 Chad Sutter, Tulane
- A22 Jason Dellaero, South Florida
- A29 Chris Heintz, South Florida
- MY5 Chris Heintz, South Florida
- MY12 Keith Graffagnini, Tulane

Pitcher of the Week

- M11 Scott Glaser, South Florida
- M18 Reggie Wheat, Southern Miss
- M25 Scott Williamson, Tulane
- A1 Chad Bradford, Southern Miss
- A8 Brian Kern, Saint Louis
- A15 Jason Navarro, Tulane
- A22 Jack Cressend, Tulane
- A29 Jesse Summey, UNC Charlotte
- MY5 John Bale, Southern Miss
- MY12 Reggie Wheat, Southern Miss



Year by Year

NATIONAL AWARDS

1998

NATIONAL PLAYER OF THE WEEK

COLLEGIATE BASEBALL

- 16 Jason Hill, UNC Charlotte
- 22 Craig House, Memphis
- 29 Josh Bobbitt, Tulane
- 23 Shayne Carnes, UAB
- 20 Jason Stanford, UNC Charlotte

SPORTING NEWS

- 27 Shane Nance, Houston

ALL-AMERICA

COLLEGIATE BASEBALL

Second Team

- 3 Bo Robinson, UNC Charlotte
- F James Matan, UNC Charlotte

Third Team

- F Josh Bobbitt, Tulane
- F Jason Sparks, Tulane

BCA/RAWLINGS

First Team

- Bo Robinson, UNC Charlotte

Second Team

- F Josh Bobbitt, Tulane
- F James Matan, UNC Charlotte

Third Team

- H Cliff Wren, Southern Miss
- F Shayne Carnes, UAB

CBWA

First Team

- F James Matan, UNC Charlotte

Second Team

- Bo Robinson, UNC Charlotte

Third Team

- F Josh Bobbitt, Tulane
- F Shayne Carnes, UAB
- F Jason Sparks, Tulane

FRESHMAN ALL-AMERICA

COLLEGIATE BASEBALL

First Team

- 3 Daniel Boyd, South Florida

Honorable Mention

- Brion Treadway, UNC Charlotte
- John Vigue, South Florida
- 3 Jayme Sperring, Houston

ACADEMIC ALL-AMERICA

GTE/CoSIDA

First Team

- 1B Jeremy Schied, Southern Miss

1997

NATIONAL PLAYER OF THE WEEK

COLLEGIATE BASEBALL

- M17 James Matan, UNC Charlotte
- M31 Brannon Player, UNC Charlotte
- A14 Cliff Wren, Southern Miss
- MY5 Chad Harville, Memphis

ALL-AMERICA

COLLEGIATE BASEBALL

Second Team

- P Jason Navarro, Tulane

Third Team

- 1B Ross Gload, South Florida
- 3B Dustin Carr, Houston

1996

ALL-AMERICA

COLLEGIATE BASEBALL

Second Team

- P Jason Navarro, Tulane

Third Team

- 3B Chris Heintz, South Florida
- OF Joey Anderson, UNC Charlotte

SMITH SUPER TEAM

Second Team

- P Mark Roberts, South Florida

Third Team

- P Jason Navarro, Tulane
- 1B Ross Gload, South Florida
- 3B Chris Heintz, South Florida
- OF Joey Anderson, UNC Charlotte

Honorable Mention

- OF Steve Barhorst, Cincinnati
- OF Brian Hughes, Tulane

FRESHMAN ALL-AMERICA

COLLEGIATE BASEBALL

First Team

- C Chad Sutter, Tulane
- 1B Cliff Wren, Southern Miss

Honorable Mention

- OF Mike Pilger, South Florida

ACADEMIC ALL-AMERICA

GTE/CoSIDA

First Team

- 3B Chris Heintz, South Florida

Second Team

- OF Gio Cafaro, South Florida

Third Team

- OF Jeff Ray, Saint Louis



1998 All-Conference USA First Team



Players in the Pros

1998 DRAFTEES

UAB

Shayne Carnes OF 24th Round Philadelphia Phillies

CINCINNATI

Casey McEvoy P 16th Round Cincinnati Reds

HOUSTON

Shaun Skrehot IF 38th Round Pittsburgh Pirates

MEMPHIS

Craig House P 15th Round Pittsburgh Pirates

Cary Hiles OF 23rd Round Philadelphia Phillies

UNC CHARLOTTE

Joey Hammond SS 25th Round Baltimore Orioles

Bo Robinson 3B 28th Round Seattle Mariners

James Matan OF 34th Round Cincinnati Reds

SAINT LOUIS

Michael Schaeffer P 18th Round Texas Rangers

SOUTH FLORIDA

Paul Giambalvo P 21st Round Arizona Diamondbacks

Jimmie Romano C 26th Round Texas Rangers

Bill Eaton OF 36th Round Milwaukee Brewers

Kevin Boles P 42nd Round Chicago Cubs

Scott Glaser P 42nd Round Pittsburgh Pirates


TULANE

Mike Pursell IF 30th Round Cleveland Indians

Craig Brown P/OF 32nd Round Cleveland Indians



*Chad Bradford,
Chicago White Sox*



*James Matan,
Billings Mustangs*



*Ross Gload,
Kane County Cougars*



Players in the Pros

1997 DRAFTEES

HOUSTON

Goefrey Tomlinson	OF	4th Round	Kansas City Royals
Dustin Carr	3B	22nd Round	Tampa Bay Devil Rays
Mark Manbeck	P	34th Round	Houston Astros

LOUISVILLE

Ganny Haas	OF	15th Round	Boston Red Sox
Matt Berger	IF	23rd Round	Chicago White Sox

MEMPHIS

Thad Harville	P	2nd Round	Oakland A's
Death Bender	1B	23th Round	Cleveland Indians
Duss Bratton	P	46th Round	Minnesota Twins

SAINT LOUIS

Marin Cissell	OF	18th Round	San Francisco Giants
Dony Hausladen	IB	19th Round	Arizona Diamondbacks

SOUTH FLORIDA

Mason Dellaero	SS	1st Round	Chicago White Sox
Wayne Dobson	P	9th Round	Arizona Diamondbacks
Pat Ryan	P	12th Round	San Diego Padres
Doss Gload	1B	13th Round	Florida Marlins
George DeLeon	3B	16th Round	Boston Red Sox

SOUTHERN MISS

Brandon Parker	P	2nd Round	Seattle Mariners
Maxton Whitehead	C	14th Round	Cincinnati Reds
Styler Logan	OF	21st Round	Houston Astros
Greg Martin	SS	24th Round	Arizona Diamondbacks
Donovan Marbury	SS	35th Round	Boston Red Sox

WYOMING

Mason Fitzgerald	OF	*1st Round	Cleveland Indians
Mason Navarro	P	5th Round	St. Louis Cardinals
Michael Johns	SS	19th Round	Colorado Rockies
Scott Wilson	3B	40th Round	St. Louis Cardinals

*compensatory pick between the first and second rounds



Mark Little, St. Louis Cardinals

1996 DRAFTEES

UAB

Jay Jones	C	Florida Marlins
B.J. Huff	OF	New York Mets
Blake Mayo	P	Los Angeles Dodgers

MEMPHIS

Jonathan Lyons	P	Boston Red Sox
----------------	---	----------------

SAINT LOUIS

Mike Huelsmann	OF	Cleveland Indians
----------------	----	-------------------

SOUTH FLORIDA

Gio Cafaro	OF	Milwaukee Brewers
Adam Danner	P	New York Yankees
Chris Heintz	3B	Chicago White Sox
Mark Roberts	P	Chicago White Sox

SOUTHERN MISS

John Bale	P	Toronto Blue Jays
Chad Bradford	P	Chicago White Sox
Chris Hesse	OF	Cleveland Indians



Composite Schedule

Wed., February 3

Sam Houston St. at Houston

Tue., February 9

Rice at Houston
Stetson at South Florida

Wed., February 10

UNC Charlotte at Furman

Fri., February 12

Alabama at Houston
Louisville at Stetson
Bethune-Cookman at South Florida
Tulane at San Diego State

Sat., February 13

Jacksonville State at UAB
Alabama at Houston
Louisville at Stetson
UNC Charlotte at Mississippi St.
Jacksonville at South Florida
Jackson State at Southern Miss
Tulane vs. Nevada
Tulane at San Diego State

Sun., February 14

Alabama at Houston
Louisville at Stetson
UNC Charlotte at Mississippi St.
Jackson State at Southern Miss
Tulane vs. Nevada

Tue., February 16

UAB at Belmont
Houston at Texas
South Ala. at Southern Miss

Wed. February 17

UAB at Vanderbilt
Florida A&M at South Florida

Fri., February 19

Cincinnati at Furman
Oklahoma at Houston
Eastern Michigan at Louisville
Northeast La. at Memphis
UNC Charlotte vs. Geo. Mason
South Florida at Mississippi St.
Southern Miss vs. Louisiana St.
Tulane vs. Mississippi

Sat., February 20

UAB at Coca-Cola Classic
Cincinnati vs. Charleston So.
Cincinnati at Wofford
Vanderbilt at Houston
Eastern Michigan at Louisville
Northeast La. at Memphis
UNC Charlotte vs. Va. Comm.
Saint Louis at Murray St. (DH)
South Florida at Mississippi St.
Southern Miss vs. Tulane

Sun., February 21

UAB at Coca-Cola Classic
Cincinnati at Wofford
Baylor at Houston
Eastern Michigan at Louisville
Northeast La. at Memphis
UNC Charlotte at UNC Wilm.
Saint Louis at Murray State
South Florida at Mississippi St.
Southern Miss vs. New Orleans
Tulane vs. Southwestern La.

Tue., February 23

Auburn at UAB
Houston at Rice
Evansville at Louisville
Memphis at Tenn.-Martin
UNC Charlotte at Wake Forest
Stetson at South Florida

Wed., February 24

Nicholls State at Tulane

Thu., February 25

Missouri at Southern Miss

Fri., February 26

Cincinnati at Western Kentucky
San Diego State at Houston
Louisville at Tennessee
Memphis vs. Army
South Florida at Bethune-Cookman
Middle Tenn. St. at Southern Miss
Manhattan at Tulane

Sat., February 27

Cincinnati vs. Marshall
Louisville at Tennessee
Memphis vs. Connecticut
Memphis vs. West Virginia
Howard at UNC Charlotte (DH)
Saint Louis at Tennessee Tech
South Florida at Stetson
Middle Tenn. St. at Southern Miss
Manhattan at Tulane

Sun., February 28

Cincinnati at Western Kentucky
Southwest Texas at Houston
Louisville at Tennessee
Memphis at Service Acad. Classic
Howard at UNC Charlotte
Saint Louis at Tennessee Tech
South Florida at Stetson
Middle Tenn. St. at Southern Miss
Manhattan at Tulane

Mon., March 1

South Florida at Florida A&M

Tue., March 2

Mississippi at UAB
Baylor at Houston
Western Kentucky at Louisville
Ark.-Pine Bluff at Memphis
Eastern Illinois at Saint Louis
New Orleans at Southern Miss
Southeastern La. at Tulane

Wed., March 3

UAB at Jacksonville State
Bradley at Saint Louis
Tulane at Southwestern La.

Fri., March 5

Youngstown State at Cincinnati
Houston at Cal St. Fullerton
Wright State at Louisville
Memphis vs. Eastern Michigan
Cleveland St. at UNC Charlotte
Eastern Ill. at Southern Miss
Arizona at Tulane

Sat., March 6

UAB at Tennessee Tech
Youngstown State at Cincinnati
Houston at Cal St. Fullerton
Kent at Louisville
Memphis vs. Dayton
Cleveland St. at UNC Charlotte
Iowa at Saint Louis (DH)
St. Joseph's (Pa.) at South Florida
Eastern Ill. at Southern Miss
Arizona at Tulane

Sun., March 7

UAB at Tennessee Tech
Youngstown State at Cincinnati
Houston at Cal St. Fullerton
Purdue at Louisville
Memphis at Evansville
Cleveland St. at UNC Charlotte
Iowa at Saint Louis
St. Joseph's (Pa.) at South Florida
Eastern Ill. at Southern Miss
Arizona at Tulane

Mon., March 8

Saint Louis vs. Detroit

Tue., March 9

Vanderbilt at UAB
Texas A&M at Houston
Eastern Kentucky at Louisville
Middle Tenn. St. at Memphis
UNC Wilm. at UNC Charlotte
Saint Louis vs. Mercer
Southern Miss at Alabama
Tulane at Nicholls State

Wed., March 10

Butler at UAB
Xavier (Ohio) at Cincinnati
Houston at Sam Houston State
Louisville at Western Kentucky
Middle Tenn. St. at Memphis
Saint Louis vs. Detroit
Southern Miss at South Ala.

Thu., March 11

Southern Miss at Nicholls State



Composite Schedule

Fri., March 12

Ohio State at Houston
Dayton at Louisville
Kent at UNC Charlotte
Massachusetts at South Florida
Tulane at Tulane

Sat., March 13

Wis.-Milwaukee at UAB
Western Mich. at Cincinnati (DH)
Ohio State at Houston
Dayton at Louisville
Kent at UNC Charlotte
Western Ill. at Saint Louis (DH)
Massachusetts at South Florida
Tulane at Tulane

Sun., March 14

Wis.-Milwaukee at UAB
Western Mich. at Cincinnati (DH)
Ohio State at Houston
Dayton at Louisville
Kent at UNC Charlotte
Western Illinois at Saint Louis
Massachusetts at South Florida
Tulane at Tulane

Tue., March 16

Rice at Houston
Louisville at Evansville
Morehead State at Memphis
UNC Charlotte at Charleston So.
Miami (Fla.) at South Florida
W (La.) St. at Southern Miss
Tulane vs. New Orleans

Wed., March 17

Memphis at Arkansas State
Albany at UNC Charlotte
Saint Louis at Missouri
Miami (Fla.) at South Florida
W (La.) St. at Southern Miss

Fri., March 19

UAB at Cincinnati
Houston at Louisville
Memphis at South Florida
Tulane at UNC Charlotte
Saint Louis at Southern Miss

Sat., March 20

UAB at Cincinnati
Houston at Louisville
Memphis at South Florida
Tulane at UNC Charlotte
Saint Louis at Southern Miss

Sun., March 21

UAB at Cincinnati
Houston at Louisville
Memphis at South Florida
Tulane at UNC Charlotte
Saint Louis at Southern Miss

Tue., March 23

UAB at Middle Tennessee St.
Cincinnati at Tennessee
Indiana at Louisville
Memphis at Murray State
No. Carolina A&T at UNC Charlotte
Saint Louis at SW Missouri St.
South Florida at Jacksonville
Southern Miss vs. Mississippi

Wed., March 24

UAB at Middle Tennessee St.
Cincinnati at Tennessee
Houston at Texas
Southeast Missouri at Memphis
Tenn.-Martin at Saint Louis
Tulane at Louisiana State

Fri., March 26

Saint Louis at UAB
Cincinnati at Tulane
UNC Charlotte at Houston
South Florida at Louisville
Southern Miss at Memphis

Sat., March 27

Saint Louis at UAB
Cincinnati at Tulane
UNC Charlotte at Houston
South Florida at Louisville
Southern Miss at Memphis

Sun., March 28

Saint Louis at UAB
Cincinnati at Tulane
UNC Charlotte at Houston
South Florida at Louisville
Southern Miss at Memphis

Tue., March 30

Samford at UAB
Dayton at Cincinnati
Houston at Baylor
Morehead State at Louisville
Memphis at Middle Tenn. St.
UNC Greensboro at UNC Charlotte
Central Florida at South Florida
Southeastern La. at Southern Miss
Southwestern La. at Tulane

Wed., March 31

Cincinnati at Dayton
Memphis at Middle Tenn. St.
Furman at UNC Charlotte
Evansville at Saint Louis

Fri., April 2

UAB at Tulane
Louisville at Cincinnati
Houston at Memphis
UNC Charlotte at Saint Louis
Southern Miss at South Florida

Sat., April 3

UAB at Tulane
Louisville at Cincinnati
Houston at Memphis
UNC Charlotte at Saint Louis
Southern Miss at South Florida

Sun., April 4

UAB at Tulane
Louisville at Cincinnati
Houston at Memphis
UNC Charlotte at Saint Louis
Southern Miss at South Florida

Tue., April 6

UAB at Auburn
Cincinnati at Marshall
Texas at Houston
Louisville at Austin Peay State
Murray State at Memphis
Missouri at Saint Louis
South Florida at Central Florida
Mississippi at Southern Miss

Wed., April 7

Belmont at UAB
Miami (Ohio) at Cincinnati
Memphis at Mississippi
Old Dominion at UNC Charlotte
Saint Louis at Bradley
Samford at Southern Miss
Tulane at Southeastern La.

Fri., April 9

UAB at Southern Miss
Cincinnati at Memphis
Saint Louis at Houston
Tulane at Louisville
South Florida at UNC Charlotte

Sat., April 10

UAB at Southern Miss
Cincinnati at Memphis
Saint Louis at Houston
Tulane at Louisville
South Florida at UNC Charlotte

Sun., April 11

UAB at Southern Miss
Cincinnati at Memphis
Saint Louis at Houston
Tulane at Louisville
South Florida at UNC Charlotte

Tue., April 13

Cincinnati at Eastern Kentucky
Houston at Rice
Memphis at Vanderbilt
High Point at UNC Charlotte
Saint Louis at Eastern Illinois
Central Florida at South Florida
Southern Miss at Mississippi

Wed., April 14

Alabama at UAB
Cincinnati at Xavier (Ohio)
Louisville at Kentucky
Memphis at Austin Peay State
UNC Charlotte at North Carolina
Saint Louis at Southeast Missouri
Tulane vs. Louisiana State



Composite Schedule

Fri., April 16

Memphis at UAB
Southern Miss at Cincinnati
Houston at Tulane
Louisville at UNC Charlotte
South Florida at Saint Louis

Sat., April 17

Memphis at UAB
Southern Miss at Cincinnati
Houston at Tulane
Louisville at UNC Charlotte
South Florida at Saint Louis

Sun., April 18

Memphis at UAB
Southern Miss at Cincinnati
Houston at Tulane
Louisville at UNC Charlotte
South Florida at Saint Louis

Tue., April 20

Mississippi State at UAB
 Kentucky at Cincinnati
 Houston at Texas A&M
 Austin Peay State at Louisville
 Tenn.-Martin at Memphis
 Southeast Missouri at Saint Louis
 South Florida at Central Florida
 Nicholls State at Southern Miss
 Southeastern La. at Tulane

Wed., April 21

Mississippi State at UAB
 Ohio at Cincinnati
 Louisville at Xavier (Ohio)
 Mississippi at Memphis
 Charleston So. at UNC Charlotte
 Indiana State at Saint Louis
 Nicholls State at Southern Miss
 Tulane at New Orleans

Fri., April 23

UNC Charlotte at UAB
Cincinnati at South Florida
Southern Miss at Houston
Saint Louis at Louisville
Memphis at Tulane

Sat., April 24

UNC Charlotte at UAB
Cincinnati at South Florida
Southern Miss at Houston
Saint Louis at Louisville
Memphis at Tulane

Sun., April 25

UNC Charlotte at UAB
Cincinnati at South Florida
Southern Miss at Houston
Saint Louis at Louisville
Memphis at Tulane

Tue., April 27

UAB at Samford
 Marshall at Cincinnati
 Louisville at Morehead State
 Austin Peay State at Memphis
 SW Missouri State at Saint Louis
 Southern Miss at Mississippi St.
 Tulane vs. New Orleans

Wed., April 28

UAB at Alabama
 Cincinnati at Morehead State
 Rice at Houston
 Kentucky at Louisville
 Arkansas State at Memphis
 Wake Forest at UNC Charlotte
 Southern Illinois at Saint Louis
 Southern Miss at Mississippi St.
 Nicholls State at Tulane

Fri., April 30

UAB at South Florida
Houston at Cincinnati
Louisville at Memphis
UNC Charlotte at Southern Miss
Tulane at Saint Louis

Sat., May 1

UAB at South Florida
Houston at Cincinnati
Louisville at Memphis
UNC Charlotte at Southern Miss
Tulane at Saint Louis

Sun., May 2

UAB at South Florida
Houston at Cincinnati
Louisville at Memphis
UNC Charlotte at Southern Miss
Tulane at Saint Louis

Tue., May 4

Middle Tennessee St. at UAB
 Morehead State at Cincinnati
 Sam Houston State at Houston
 UNC Charlotte at UNC Greensboro
 Southern Miss at Southeastern La.

Wed., May 5

Middle Tennessee St. at UAB
 Cincinnati at Kentucky

Fri., May 7

UAB at Houston
Cincinnati at Saint Louis
Southern Miss at Louisville
Memphis at UNC Charlotte
South Florida at Tulane

Sat., May 8

UAB at Houston
Cincinnati at Saint Louis
Southern Miss at Louisville
Memphis at UNC Charlotte
South Florida at Tulane

Sun., May 9

UAB at Houston
Cincinnati at Saint Louis
Southern Miss at Louisville
Memphis at UNC Charlotte
South Florida at Tulane

Tue., May 11

Tennessee Tech at UAB
 Cincinnati at Miami (Ohio)
 Louisville at Eastern Kentucky
 South Florida at Jacksonville

Wed., May 12

Tennessee Tech at UAB
 Toledo at Cincinnati
 Memphis at Southeast Missouri
 Georgia Southern at UNC Charlotte
 Saint Louis at Tennessee-Martin

Fri., May 14

Louisville at UAB
UNC Charlotte at Cincinnati
Houston at South Florida
Saint Louis at Memphis
Tulane at Southern Miss

Sat., May 15

Louisville at UAB
UNC Charlotte at Cincinnati
Houston at South Florida
Saint Louis at Memphis
Tulane at Southern Miss

Sun., May 16

Louisville at UAB
UNC Charlotte at Cincinnati
Houston at South Florida
Saint Louis at Memphis
Tulane at Southern Miss

Tue., May 18-Sun., May 23

Conference USA Championship
Millington, Tenn.

Fri., May 28-Sun., May 30

NCAA Regionals

Fri., June 4-Sun., June 6

NCAA Super-Regionals

Fri., June 11-Sat., June 19

NCAA College World Series



Wilson products that carry the Authentic Game Equipment symbol are guaranteed to be identical to the equipment used at the highest levels of competitive play by the world's most demanding amateur and professional athletes.



WWW.C-USA.ORG



CONFERENCE
USA

We Play Here.