



98

BASEBALL





SID Directory



CONFERENCE USA 35 E. Wacker Drive Suite 650
Chicago, IL 60601
312/553-0483 Fax 312/553-0495

Brian Teter, Asst. Commissioner (bjteter@c-usa.org)
Erika Amstadt Hirschfield,
Dir. of Communications/Creative Services (erikaah@c-usa.org)
Russell Anderson, Asst. Dir. of Communications (rdanderson@c-usa.org)
Jeff Kearney, Asst. Dir. of Communications (jllkearney@c-usa.org)



UAB 115 UAB Arena
617 13th Street South
Birmingham, AL 35294-1160
205/934-0722 Fax 205/934-7505

Grant Shingleton, Director wileyg@uab.edu
Reid Adair, Associate fbsid@uab.edu
Chris Pika, Associate cpika@uab.edu



CINCINNATI 309 Laurence Hall
Cincinnati, OH 45221-0021
513/556-5191 Fax 513/556-0619

Tom Hathaway, Director brian.mccann@uc.edu
Brian McCann, Associate dubertmj@email.uc.edu
Michelle Dubert, Assistant samuelv@email.uc.edu
Thomas Samuel, Intern



HOUSTON 3100 Cullen Blvd.
Houston, TX 77004
713/743-9404 Fax 713/743-9411

Donna Turner, Assistant AD dturner@uh.edu
Rick Poulter, Assistant rpoulter@uh.edu
John Sullivan, Assistant jsullivan@uh.edu
Scott Vallery, Assistant svallery@bayou.uh.edu



LOUISVILLE Student Activities Center
Floyd and Brandeis Streets
Louisville, KY 40292
502/852-6581 Fax 502/852-7401

Kenny Klein, Assistant AD keklei01@homer.louisville.edu
Nancy Smith, Associate nasmit01@homer.louisville.edu
Ken Horn, Assistant kehorn01@homer.louisville.edu
Brent Stastny, Assistant



MEMPHIS 205 Athletic Office Building
570 Normal Avenue
Memphis, TN 38152
901/678-2337 Fax 901/678-4134

Bob Winn, Assistant AD bwinn@cc.memphis.edu
Mark Owens, Associate mowens@cc.memphis.edu
TBA, Assistant
Brian Zimmer, Grad. Asst. bfzimme@msn.com



UNC CHARLOTTE 9201 University City Blvd.
Charlotte, NC 28223
704/510-6313 Fax 704/547-4918

Mark Colone, Assistant AD mdcolone@email.uncc.edu
Thomas Whitestone, Director tewhites@email.uncc.edu
James McCoy, Assistant jfmccoy@email.uncc.edu



SAINT LOUIS Room 39, DuBourg Hall
221 N. Grand Boulevard
St. Louis, MO 63103
314/977-3462 Fax 314/977-7193

Doug McIlhagga, Director mcilhagg@wpogate.slu.edu
Chris Cook, Assistant cookc@wpogate.slu.edu
Josh Sutter, Intern



SOUTH FLORIDA PED 214
4202 E. Fowler Avenue
Tampa, FL 33620
813/974-4087 Fax 813/974-5328

John Gerdes, Director gerdes@alan.usf.edu
Tracey Judd, Assistant judd@alan.usf.edu
Fred Huff, Assistant huff@alan.usf.edu
Dan McCormick, Assistant mccormic@alan.usf.edu



SOUTHERN MISS Southern Station, Box 5161
Hattiesburg, MS 39406-5161
601/266-4503 Fax 601/266-4507

Regiel Napier, Director rnapier@ocean.st.usm.edu
Shirley Hill, Associate shill@ocean.st.usm.edu
Ricky Hazel, Assistant jehazel@ocean.st.usm.edu




TULANE Wilson Center
Ben Weiner Drive
New Orleans, LA 70118-5681
504/865-5506 Fax 504/865-5512

Lenny Vangilder, Assistant AD vangilde@mailhost.tcs.tulane.edu
Richard Paige, Assistant rpaige@mailhost.tcs.tulane.edu
Joel Quevillon, Intern jquevil@mailhost.tcs.tulane.edu



1998 Baseball



Houston celebrates the 1997 Conference USA Baseball tournament title in New Orleans, La.



CONFERENCE USA
 35 E. Wacker Drive Suite 650
 Chicago, IL 60601
 312/553-0483
 Fax 312/553-0495
www.c-usa.org

Commissioner: Michael L. Slive
 Associate Commissioner: Brenda Weare (brweare@c-usa.org)
 Assistant Commissioner: Brian Teter (bjteter@c-usa.org)
 Assistant Commissioner: Sandra Biller
 Business Manager: Trent Whitney (tlwhitney@c-usa.org)
 Director of Communications/Creative Services:
 Erika Amstadt Hirschfield (erikaah@c-usa.org)
 Director of Legislative Services:
 Noreen Morris (npmorris@c-usa.org)
 Director of Marketing/Promotions:
 Jason Horn (jbhorn@c-usa.org)
 Director of Sports Services: Linda Jepsen (ldjepsen@c-usa.org)
 Assistant Director of Championships/Marketing:
 Kendyl Baugh (kcbaugh@c-usa.org)
 Assistant Director of Communications:
 Russell Anderson (rdanderson@c-usa.org)
 Assistant Director of Communications:
 Jeff Kearney (jllkearney@c-usa.org)
 Administrative Assistants: Audrey Gardner, Marilyn Thivel
 Receptionist: Randy Harrison
 Intern: Paul Henderson

Coordinators of Officials

Baseball: Dave Yeast
 Men's Basketball: Dale Kelley
 Women's Basketball: Bill Stokes
 Football: Jim Campbell
 Volleyball: Marcia Alterman

IFC	SID Directory
2-3	Conference USA
4	Preseason Coaches Poll
5-7	C-USA Notebook
8	Championship Information
9	Media Services
10-39	THE TEAMS
10-12	UAB
13-15	Cincinnati
16-18	Houston
19-21	Louisville
22-24	Memphis
25-27	UNC Charlotte
28-30	Saint Louis
31-33	South Florida
34-36	Southern Mississippi
37-39	Tulane
40	1997 In Review - Standings/Results
41	1997 In Review - Honors/Awards
42-44	Individual Statistics - All Games
45-47	Team Statistics - All Games
48-50	Individual Statistics - C-USA Games
51-53	Team Statistics - C-USA Games
54-55	Individual Records - All Games
56-57	Team Records - All Games
58-59	Individual Records - C-USA Games
60-61	Team Records - C-USA Games
62-63	Championship Records
64	History
65-68	Year by Year
69	Players in the Pros
70-72	1998 Composite Schedule

CREDITS

The 1998 Conference USA Baseball Yearbook is published by Conference USA, Michael L. Slive, Commissioner. For additional information or copies, please contact the media relations department.

Editor and Design: Erika Amstadt Hirschfield
 Research/Compilation: Russell Anderson
 Contributing: Jeff Kearney, Brian Teter, Randy Harrison
 Printing: Alpha Beta Press, Orland Park (Steve Smits)

The conference extends special thanks to the sports information departments at all member institutions for assistance in preparation of this publication.



Conference USA

Comprised of 14 distinguished universities in 12 major television markets, the formation of Conference USA was considered by many a bold move. The union of 12 charter members was initially formed as a comprehensive Division I-A league and quickly capitalized on the strengths of its member institutions, building a strong foundation to make its mark on intercollegiate athletics into the 21st century.

Conference USA (C-USA) includes founding members UAB, Cincinnati, DePaul, Houston, Louisville, Marquette, Memphis, UNC Charlotte, Saint Louis, South Florida, Southern Mississippi and Tulane, and football members East Carolina and Army. C-USA member institutions span 13 states across the United States, more than any other Division I-A conference.

The conference officially unveiled its name, logo and commissioner on April 24, 1995 at Harry Caray's Restaurant in Chicago. Michael L. Slive was named the first commissioner of Conference USA by the presidents of the 12 institutions. Eleven of the institutions began athletic participation in 1995, while Houston joined competition in the fall of 1996. Conference USA recently added East Carolina and the United States Military Academy as football members. The league added East Carolina in September, 1996 and Army in March, 1997, with ECU beginning league competition this fall and Army beginning play in 1998.

Conference USA sponsors 18 sports, including Division I-A football, which concluded its first season in 1996. The league sponsors championship competition in the following men's sports: baseball, basketball, cross country, football, golf, soccer, tennis, and track and field (indoor and outdoor). C-USA also sponsors the following women's sports: basketball, cross country, golf, soccer, tennis, track and field (indoor and outdoor), and volleyball. Rifle is a combined sport. The league's championship competition is enhanced by NCAA automatic bids to the C-USA tournament champion in volleyball, men's and women's basketball, men's soccer and baseball.

Conference USA concluded its second football season in 1997 ranked seventh among Division I-A conferences. Southern Miss, co-champions in 1996, won the title outright in 1997 and defeated Pittsburgh in the AXA/Equitable Liberty Bowl to finish No. 19 in the country. Cincinnati received an at-large bid to the Humanitarian Bowl, where it defeated Big West champion Utah State. The league has a five-year football television contract with Fox Sports Net, which includes a conference game of the week, along with appearances on ESPN, ESPN2, ABC and CBS. Conference USA will become a full participating member of the College Football Bowl Alliance beginning with the 1998 season. This includes guaranteed access for the C-USA champion if that team receives a consensus ranking of six or higher, subject to certain conditions. C-USA will also receive a stipend for participation if one of its teams is not selected to play in one of the Alliance bowls. Additionally, UAB, a charter

member of C-USA, will begin competition on the gridiron in 1999. C-USA schools will play six conference games through 1999.

Conference USA is consistently rated as one of the top basketball leagues in the country. Beginning with the 1997-98 season, men's and women's basketball will move from three divisions to two. Cincinnati, DePaul, Louisville, Marquette, UNC Charlotte and Saint Louis comprise the American Division, while UAB, Houston, Memphis, South Florida, Southern Miss and Tulane make up the National Division.

In its first two seasons, C-USA men's basketball produced 13 postseason teams (eight NCAA and five NIT), including two teams that reached the final eight of the NCAA Tournament and one that advanced to the final four of the NIT. The conference is entering year three of a six-year basketball television agreement with ESPN Regional Television (formerly Creative Sports) and ESPN.

Women's basketball has also enjoyed success the past two seasons. Five C-USA schools received NCAA Tournament bids in 1997 and four earned bids in 1996. That was the third highest total among Division I conferences in each of those seasons. Women's basketball, along with volleyball, soccer and baseball, enjoy significant television exposure on Fox Sports Net and ESPN.

Other C-USA accomplishments during the league's first three seasons include: seven NCAA volleyball appearances, with Louisville reaching the Sweet Sixteen in 1996; seven NCAA men's soccer appearances, with two teams reaching the NCAA Final Four - Saint Louis in 1997 and UNC Charlotte's 1996 team becoming the first C-USA school to reach an NCAA Final Four; one team in the NCAA

women's soccer tournament, four teams in the NCAA Baseball Championship and several NCAA individual and team competitors in golf, tennis and track and field.

Conference USA student-athletes are champions on and off the playing fields. In 1997, nine student-athletes earned national GTE Academic All-America Honors, while 19 were named All-District. Over the past two seasons, more than 1300 student-athletes have been named to the Commissioner's Honor Roll or received the Commissioner's Academic Medal, indicative of outstanding achievement in the classroom. The conference annually awards six postgraduate scholarships, along with the Sport Academic Award, Scholar Athletes of the Year and the Institutional Academic Excellence Award.

The presidents of the 14 member institutions serve as Conference USA's Board of Directors, chaired by Dr. Joseph Steger of Cincinnati. C-USA has been designated one of eight conferences that will have direct representation on the Division I Board of Directors in the new NCAA governance structure. Commissioner Slive serves on the NCAA Management Council.



Member Institutions

University of Alabama at Birmingham

University of Cincinnati

DePaul University

University of Houston

University of Louisville

Marquette University

University of Memphis

University of North Carolina at Charlotte

Saint Louis University

University of South Florida

University of Southern Mississippi

Tulane University

Football Members

East Carolina University

United States Military Academy



Conference USA

1997-98 CONFERENCE USA CHAMPIONSHIPS

SPORT	DATE	SITE	HOST
Cross Country	November 1	Tampa, Fla.	South Florida
Women's Soccer	November 4-8	St. Louis, Mo.	Saint Louis
Men's Soccer	November 14-16	Site of highest remaining seed	
Volleyball	November 20-23	Houston, Texas	Houston
Rifle	February 21	St. Louis, Mo.	Saint Louis
Indoor Track and Field	February 27-28	Hillside, Ill.	DePaul
Women's Basketball	February 27-March 2	Louisville, Ky.	Louisville
Men's Basketball	March 4-7	Cincinnati, Ohio	Cincinnati
Men's Tennis	April 16-19	New Orleans, La.	Tulane
Women's Tennis	April 16-19	Houston, Texas	Houston
Women's Golf	April 17-19	Pensacola, Fla.	C-USA
Men's Golf	April 19-21	West Columbia, Texas	Houston
Baseball	May 12-17	New Orleans, La.	Tulane
Outdoor Track and Field	May 14-17	Tampa, Fla.	South Florida

1996-97 CHAMPIONS

<i>Sport</i>	<i>Tournament Champion</i>
Men's Cross Country	Cincinnati
Women's Cross Country	Louisville
Men's Soccer	South Florida
Women's Soccer	Cincinnati
Volleyball	South Florida
Rifle	Marquette
Men's Indoor Track and Field	Houston
Women's Indoor Track and Field	Marquette
Women's Basketball	Tulane
Men's Basketball	Marquette
Women's Tennis	South Florida
Men's Tennis	Tulane
Women's Golf	Memphis
Men's Golf	Houston
Men's Outdoor Track and Field	Houston
Women's Outdoor Track and Field	Marquette
Baseball	Houston

<i>Sport</i>	<i>Regular Season Champion</i>
Men's Soccer	UNCC, South Florida
Women's Soccer	Marquette
Volleyball	South Florida
Football	Houston, Southern Miss
Men's Basketball	Cincinnati
Women's Basketball	Louisville, Memphis, Tulane
Baseball	Tulane

1997-98 CHAMPIONS

<i>Sport</i>	<i>Tournament Champion</i>
Men's Cross Country	South Florida
Women's Cross Country	Marquette
Men's Soccer	Saint Louis
Women's Soccer	Cincinnati
Volleyball	Houston

<i>Sport</i>	<i>Regular Season Champion</i>
Men's Soccer	South Florida, Marquette
Women's Soccer	Cincinnati, Marquette, UNC Charlotte
Volleyball	South Florida
Football	Southern Miss



Tulane claimed the 1997 regular season championship.



Preseason Poll

The University of Houston, defending Conference USA tournament champion, has been selected as the preseason favorite in the 1998 Conference USA preseason poll, chosen by the league's head coaches. Tulane junior catcher **Chad Sutter**, who belted a school-record 23 home runs and drove in 65 runs last season, has been chosen as the league's preseason Player of the Year. Houston's **Shane Nance**, who earned C-USA Freshman of the Year honors in 1997 after winning seven games and striking out 106 batters, was selected the league's preseason Pitcher of the Year.

Houston, which posted 40 wins against one of the nation's most difficult schedules last season, will look to make a return trip to the NCAA's with a young club that features 20 freshmen and sophomores. Besides Nance, other Cougar standouts include: senior LHP Jon McDonald (7-2, 66 K's), senior SS Shaun Skrehot (league-leading 33 stolen bases) and sophomore C Scottie Scott (.372, 1997 C-USA tournament MVP).

Tulane, the defending C-USA regular season champion, was picked to finish second. The Green Wave placed three players on the preseason all-league squad: Sutter, senior 1B Keith Graffagnini (.321, 13 2B, 13 HR, 57 RBI) and senior OF Brian Hughes (.365, 23 2B, 20 SB).

UNC Charlotte was picked to finish third, while South Florida was tabbed fourth. The 49ers placed the left side of their infield, senior 3B Bo Robinson (.395, 29 2B) and junior SS Joey Hammond (.300, 40 RBI, 33 BOB), on the preseason all-league squad. USF is represented on the team by senior lefthander Scott Glaser (9-3 with a league-best 125.2 innings pitched).

Southern Miss was chosen to finish fifth, UAB sixth and Louisville seventh in the poll. USM placed senior 1B Jeremy Schied (.402 BA, .484 on-base percentage) and junior DH Cliff Wren (.357, 12 HR, 39 RBI) on the preseason team, while UAB is represented by senior OF Shayne Carnes (.369, 11 HR, 49 RBI). Louisville looks to continue its improvement with the help of senior LHP Scott Stauffer (8-4, 77 K's) and senior OF Tim Harper (.310, 15 HR, 54 RBI).

Rounding out the poll are Memphis, Cincinnati and Saint Louis. Memphis is led by versatile Craig House (team-leading .363 BA, along with 54 K's and five saves). Cincinnati lists 20 newcomers as it continues its steps up the conference ladder, while Saint Louis, led by preseason all-conference pick Brett Bredensteiner, eyes improved pitching as a key to success in 1998.

1998 PRESEASON POLL

(Predicted order of finish by the head coaches)

1. Houston
2. Tulane
3. UNC Charlotte
4. South Florida
5. Southern Miss
6. UAB
7. Louisville
8. Memphis
9. Cincinnati
10. Saint Louis

1998 PRESEASON AWARDS

(As selected by the head coaches)

PLAYER OF THE YEAR

Chad Sutter, Tulane,
Junior, Catcher

PITCHER OF THE YEAR

Shane Nance, Houston,
Sophomore, Lefthander

ALL-CONFERENCE TEAM

Scott Glaser, P, Sr., South Florida
Shane Nance, P, So., Houston
Chad Sutter, C, Jr., Tulane
Keith Graffagnini, IF, Sr., Tulane
Joey Hammond, IF, Jr., UNC Charlotte
Bo Robinson, IF, Sr., UNC Charlotte
Jeremy Schied, IF, Sr., Southern Miss
Brett Bredensteiner, OF, Sr., Saint Louis
Shayne Carnes, OF, Sr., UAB
Brian Hughes, OF, Sr., Tulane
Cliff Wren, DH, Jr., Southern Miss



C-USA Notebook

Tulane junior catcher Chad Sutter has been honored by several publications as a preseason All-American. *Collegiate Baseball* and *The Sporting News* both list him as a second team All-American, while *Baseball America* named him as its Top Player to Watch in Conference USA. C-USA has had eight All-Americans in its first two seasons.

Tulane and Houston are both ranked in the 1998 *Collegiate Baseball* preseason poll. Tulane, coming off a second straight 40-win season, is ranked 35th, while defending Conference USA tournament champion Houston is ranked 37th.

Conference USA schools have received four bids to the NCAA Championship in the league's first two seasons. The league received two bids in each year, twice being eliminated by an eventual College World Series team.

UAB

UAB baseball will celebrate its 20th season in 1998. The Blazers have posted 14 winning seasons and have compiled an overall record of 535-445-1 in that time. Under the direction of head coach Pete Rancont, UAB has posted 10 winning campaigns in 11 seasons, including 31 or more victories in each of the last six.

Among the highlights of the Blazers 1997 season was sweeping a home series with eventual College World Series participant Mississippi State and a win over CWS runner-up Alabama. Both teams dot UAB's non-conference schedule again in 1998, along with other SEC powers Auburn and Vanderbilt.

Preseason All-Conference outfielder Shayne Carnes enters his senior season ranked in the top 10 in several UAB career categories. He is the Blazers all-time leader in batting average (.368), ranks third in doubles (39), third in home runs (26, five away from Brian Jersey's record of 31) and fourth in hits (218, 77 short of Kristen Metheny's mark of 295).

Senior second baseman Jeff Bell finished last season on a tear, hitting 11 home runs in his last 16 games. His 15 homers last year gave him 23 in his career, which places him fifth on the Blazers career home run list. Bell also enters his senior season ranked fourth all-time in slugging percentage at .525.

Senior shortstop Dan Harness led the Blazers in batting last year at .379. The second team All-Conference USA selection had three five-hit games in 1997.

CINCINNATI

Cincinnati had the opportunity to travel to Taiwan last fall and compete in a three-game exhibition series against collegiate teams from that country. The Bearcats were the only team from the United States to be invited to Taiwan for the tournament.

Cincinnati's 1997-98 recruiting class received mention as one of the top recruiting classes in the nation, according to *Collegiate Baseball*. The 1998 team will feature a different look from a year ago as the Bearcats preseason roster lists 20 newcomers.

Among the players to watch in the Bearcats incoming class are shortstop Brandon Moore, pitcher/infielder Curtus Moak and pitcher Larry Mohs. Moore, a junior college transfer, is slated to start at shortstop and help solidify the infield. Moak, a freshman from Hamilton, Ohio, is a multi-dimensional player who will see time as a starting pitcher and at the designated hitter spot. Mohs is a 6-8 graduate of Notre Dame who will pursue a graduate degree at UC. He led the Fighting Irish in earned run average each of the three years he pitched there and topped the club in saves last season.

HOUSTON


The Cougars were ranked eighth in the nation in steals last year with 152 and 18th in fielding percentage at .963.

Last season, Houston played 21 games against nationally-ranked teams, posting 10 victories, including three wins against teams that were ranked in the top 10 at the time they played. The Cougars schedule doesn't get any lighter in 1998, with 17 non-conference games scheduled against teams that appear in *Collegiate Baseball's* preseason Feb 40.

Senior shortstop Shaun Skrehot stole 33 bases last season to lead C-USA. It was the highest number of steals for a Cougar player since 1976.

Although Brandon Caraway earned C-USA All-Freshman honors as a left fielder last year, he worked in the off-season at UH's vacant second base spot. Caraway is no stranger to second base after playing most of his high school career at that position.

True freshman Kris Wilken appears to be the replacement at third base for All-C-USA performer Dustin Carr, who was selected in the major league draft. Wilken, a sixth-round draft pick of the Boston Red Sox out of El Dorado high school in Albuquerque, was an invitee to the U.S. National Team tryout last November before ever having played an inning of college baseball.



Shayne Carnes, UAB



C-USA Notebook

LOUISVILLE

Outfielder Tim Harper continues to climb the Louisville record charts as he enters his senior season. He is seventh in doubles with 41 and 10th in home runs (31) and RBI (131). He is about to move into 10th place on the school's all-time hit list with 174 entering 1998. In the last two seasons, 54 of his 111 hits have gone for extra bases.

Senior Scott Stauffer had a solid first season for the Cardinals last year after transferring from Vincennes JC. He posted an 8-4 record (the most wins by a U of L pitcher since 1992), while striking out 77 and walking just 22.

Six different Cardinal players had 12 or more doubles last season. With 14 two-baggers, Tim Harper is the leader among the returnees.

The 1997 Louisville pitching staff allowed its fewest number of runs and earned runs since 1990, along with its lowest total of bases on balls since 1986.

MEMPHIS

Senior shortstop Randy Meadows was named the 1997 Defensive Player of the Year by *Collegiate Baseball*. Meadows had 144 assists and only five errors in 223 chances for a .978 fielding percentage. As a team, the Tigers .961 fielding percentage was the second-best in school history, just behind the .962 percentage that the 1987 Tigers produced.

With their 16-13 home mark in 1997, the Tigers have now played 26 consecutive seasons of winning baseball at home. Memphis has a record of 541-172-1 since moving to Nat Buring Stadium in 1972.

Tiger pitchers struck out a school-record 405 batters last season, while holding the opposition to a .263 batting average.

Junior outfielder/pitcher Craig House proved to be one of the most versatile players in C-USA last season. He led Memphis in batting at .363, while also pacing the club in hits, triples, total bases, slugging percentage, hit by pitch and on-base percentage and swiping 13 bases in 14 attempts. On the mound, House struck out 54 batters in 50-2/3 innings of work, while registering a team-high five saves.

UNC CHARLOTTE

Senior third baseman Bo Robinson posted the fifth-highest batting average in school history last year at .395. He also set a new school record for doubles in a season with 29.

Junior shortstop Joey Hammond has played every inning of every game since he arrived on the UNC Charlotte campus. Entering the 1998 season, that streak stands at 1,038 consecutive innings. He is also the only player in C-USA that has been named to the all-tournament team as a freshman and a sophomore.

Senior outfielder/designated hitter James Matan owns two of the top three RBI seasons in UNCC history. His 64 RBI in 1996 are the second-highest total in school annals, while 57 RBI in 1997 tie him for the third-best mark ever.

Sophomore John McKay set a UNCC freshman record for strikeouts last season fanning 85 batters.

For the third consecutive season, the 49ers will have their entire infield together: senior Bo Robinson at third, junior Joey Hammond at shortstop, senior Gerald Parr at second and junior Jason Hill at first.

SAINT LOUIS

Twenty-five different Billikens started at least one game last season, including nine different starting pitchers.



Randy Meadows, Memphis

With 15 career triples, senior outfielder Brett Bredenstener needs just one more three-bagger to become the Billikens all-time leader in that category. He is also ranked in the top 10 in seven other career offensive categories: third in doubles (39), fourth in home runs (31), fifth in RBI (138), sixth in runs scored (130), seventh in hits (87), eighth in at-bats (583) and 10th in walks (71).

Senior Michael Schaeffer led the SLU pitching staff in starts (12), complete games (3), innings pitched (68.1), and strikeouts (53) last season.

Saint Louis will play host to five of its nine conference series this spring. The Billikens will welcome Memphis, Houston, UAB, Southern Miss and Louisville to the Gateway City.

SOUTH FLORIDA

Senior lefthander Scott Glaser is coming off a career-best season in which he set a school record with 20 starts, posted a 9-3 record with a 3.87 ERA, while pitching a career-high 123-2/3 innings. When Glaser defeated Central Florida in the first round of last season's NCAA Championship, he became the first pitcher in USF history to record two wins in NCAA tournament action.




C-USA Notebook

South Florida will play at least 14 games against teams ranked in the *Collegiate Baseball* preseason Feb 40. Included are three games at No. 4 Miami, three with Florida International and one each with Auburn and Clemson.

The Bulls return four All-Conference USA performers in 1998: right-handed relief pitcher Luis Ramos from the first team, designated hitter Sean Lynch from the second team, right-handed starter Scott Glaser from the third team and All-Freshman catcher Jimmie Romano. Ramos is expected to move into a starters role in his junior season.

Right fielder Mike Pilger enters the season ranked eighth on USF's career stolen base list. The junior batted .320 with 37 RBI last season after hitting .363 with 20 RBI in his freshman year.

USF will participate in two tournaments this spring - the Olive Garden Classic at Kissimmee, Fla., Feb. 6-8 and the Marlins Invitational at Melbourne, Fla., Feb. 13-15. Auburn, Clemson and Central Florida will join the Bulls at the Olive Garden, while USF will face Oregon State, Santa Clara and Washington at the Marlins Invitational. The Bulls won last season's Olive Garden with victories over Oklahoma State, Central Florida and Tennessee.



Chad Sutter, Tulane

SOUTHERN MISS

The Golden Eagles will begin their 70th season of collegiate baseball in 1997, with Corky Palmer taking over as just the 12th head coach in school history. Palmer, who served as USM's assistant head coach and pitching coach last season, won more than 400 games in 10 seasons as the head coach of Meridian (Miss.) Community College.


Senior first baseman Jeremy Schied made a strong impression in his first season in Hattiesburg after transferring from Wyoming. He became just the third player in school history with at least 150 at-bats to post a .400 (.402) batting average. Schied closed out the season with a 13-game hitting streak after returning from a broken bone in his right forearm when he was hit by a pitch.

The 1998 Southern Miss roster is dotted with players from across the country. Of the 31 players expected to be on the Eagles opening day roster, just 13 are from Mississippi. The other 18 players hail from 12 different states, including New York, North Dakota, Oregon and Wyoming.

Once again this season, USM will be importing a pair of players from Meridian Community College. In two seasons, right-handed pitcher Drew Johnson went 15-2 with a 3.18 ERA, while striking out 159 in 161 innings pitched. Third baseman Scott Cheek combined for 32 home runs and 139 RBI with a .351 batting average over that same period.

TULANE

Junior catcher Chad Sutter led the conference and set a school record last season with 23 home runs. In just two seasons, he has 39 career homers, which places him fourth on the Green Wave's all-time home run chart, 19 away from the record.



Sean Lynch, South Florida

Senior lefthander Jake Whitfield was selected by *Baseball America* as a Player to Watch in Conference USA this season. The senior transfer from South Carolina had a 5-4 record in 1997 with three complete games.

Senior outfielder Brian Hughes is moving up the Tulane career records charts in several categories. He is fifth in career hits with 238 and in triples with eight, fourth in doubles with 50, and sixth in stolen bases.

Senior righthander Todd Ardoin will set the Green Wave pitching appearance record with his next trip to the mound. He enters the 1998 season tied with two other individuals with 77 all-time appearances.

Tulane enters the 1998 season aiming for a third straight conference title behind 10 returning seniors (including three All-Conference USA selections) and four returning juniors (including an All-American) that comprised much of the 1997 regular season and 1996 tournament championship squads.



Media Services

PRESS RELEASES

Conference USA weekly press releases contain statistical information updates, as well as notes, standings, schedules and results. Releases are produced every Monday throughout the season. Thursday updates will be available during conference season only.

FAX ON DEMAND

Conference USA and its member institutions will offer media information via a fax on demand system through Sports Systems, Inc. An information directory will be enclosed with the media guide or it can be accessed through the system for your reference.

The fax on demand system is intended for media use only, therefore, please contact the media relations department to obtain the access phone number. Listed below are menu numbers specifically for baseball:

	<u>Release</u>	<u>Stats/Results</u>	<u>Roster</u>	<u>Box</u>	<u>Championship</u>
C-USA	1101	1102	n/a	n/a	1105
UAB	1201	1202	1203	1204	
CIN	1301	1302	1303	1304	
HOU	1501	1502	1503	1504	
LOU	1601	1602	1603	1604	
MEM	1801	1802	1803	1804	
UNCC	1901	1902	1903	1904	
SLU	2001	2002	2003	2004	
USF	2101	2102	2103	2104	
USM	2201	2202	2203	2204	
TUL	2301	2302	2303	2304	

If you have any additional questions regarding the conference's fax on demand system or require any additional assistance to access information about baseball and any other conference sport, please contact the media relations department.

PRE-CHAMPIONSHIP TELECONFERENCE

Conference USA coaches will be featured on a media teleconference prior to the C-USA Championship, which begins May 12. For more information, including date, time, schedule and the access phone number, please contact the media relations department.

PLAYERS OF THE WEEK

Conference USA will name a Hitter of the Week and a Pitcher of the Week each week during the regular season. The award, selected by C-USA sports information directors, is announced on Mondays.

POSTSEASON AWARDS

Conference USA names first, second and third All-Conference teams, an All-Freshman Team, Freshman of the Year, Player of the Year, Pitcher of the Year and Coach of the Year at the conclusion of the regular season. The award winners are selected by the league's head coaches.

Tournament awards include an All-Tournament team and Tournament Most Valuable Player.

C-USA MEDIA RELATIONS

Brian Teter, Assistant Commissioner

Home: 630/960-2406 e-mail: bjteter@c-usa.org

Erika Amstadt Hirschfield,

Director of Communications/Creative Services

Home: 219/365-9061 e-mail: erikaah@c-usa.org

Russell Anderson, Asst. Director of Communications

Home: 630/969-0754 e-mail: rdanderson@c-usa.org

Jeff Kearney, Asst. Director of Communications

Home: 773/296-0462 e-mail: jlkearney@c-usa.org

WHAT'S IN A NAME?

Several Conference USA institutions are often misrepresented when it comes to the correct spelling and abbreviation of their names. The following is a list of names which seem to cause the most confusion. Please be sure to use the correct names when referring to Conference USA and its schools.

Correct Usage
Conference USA
C-USA

NEVER USE!!
Conf. USA
CUSA

UAB

Alabama-Birmingham
Ala.-Birmingham
Ala/Birmingham

DePaul
DE PAUL

Depaul
DEPAUL

UNC Charlotte

UNC-Charlotte
North Carolina-Charlotte
NC-Charlotte
N.C.-Charlotte

Saint Louis

St. Louis

Southern Miss

So. Miss.
So. Mississippi



QUICK FACTS

Location: Birmingham, Ala.
 Founded: 1969
 Enrollment: 16,165
 Nickname: Blazers
 Colors: Green, Gold and White
 Home Field: Young Field (1,000)
 Dimensions: 337 L, 390 C, 330 R
 President: Dr. W. Ann Reynolds
 FAR: Dr. Rose Andrews-Scripa
 Athletics Director: Gene Bartow
 SWA: Rosalind Ervin

SPORTS INFORMATION

Baseball SID: Chris Pika
 Office Phone: 205/934-0722
 FAX: 205/934-7505
 E-mail: cpika@uab.edu
 Pika at Home: 205/870-8225
 Press Box: 205/934-0722



Pete Rancont
Auburn '71



Career Record: 337-271-1 (11)
 Record at UAB: 337-271-1 (11)
 Assistants: Brian Pompili (Valdosta State '85), Frank Walton (UAB '90)
 Office Phone: 205/934-5181

BASEBALL FACTS

1997 Record: 31-29
 1997 C-USA Record: 14-13
 1997 C-USA Tournament: 3-2
 1997 Postseason: None
 NCAA Appearances: 1
 NCAA Record: 1-2
 All-Time Record: 548-440-1 (.555)
 Letterwinners Returning/Lost: 20/8
 Starters Returning/Lost: 6/4

ROSTER

No.	Name	Pos.	B/T	Ht.	Wt.	Yr.	Hometown/HS or JC
28	Clay Aderholt	C	R/R	6-1	190	Sr.	Boaz, Ala./Snead State CC
22	Jeff Bell	2B	R/R	6-2	180	Sr.	Pinson, Ala./Pinson Valley
21	Scott Beyer	RHP	R/R	6-8	185	Jr.	Alpharetta, Ga./Chattahoochee
23	Craig Boroski	RHP/1B	R/R	6-4	218	Sr.	Tifton, Ga./Abraham Baldwin College
20	Shayne Carnes	RF/LHP	L/L	6-2	190	Sr.	Pleasant Grove, Ala./Pleasant Grove
30	Bob Carter	OF	R/R	6-0	190	Sr.	Bonifay, Fla./Wallace JC
16	Tighe Dickinson	RHP	R/R	6-1	195	Sr.	Montesano, Wash./Green River CC
34	Chris Donohoo	LHP	L/L	6-0	190	Sr.	Chattanooga, Tenn./Sante Fe CC
25	Rodney Eberly	3B	L/R	6-2	209	Sr.	Clarinda, Iowa/Highland CC
7	Brandon Eiff	OF	L/L	6-1	165	Fr.	Albuquerque, N.M./Trinity Presby
10	Dan Harness	SS	L/L	6-0	185	Sr.	London, Ontario/Hill JC
31	Shaun Harris	C	R/R	5-11	180	So.	Theodore, Ala./Theodore
40	Danny Hughes	RHP	R/R	6-6	205	Jr.	Las Vegas, Nev./Virginia Military Inst.
19	Matt Javinett	INF	R/R	6-4	220	Fr.	East Hartford, Conn./East Catholic
12	Lee Jolly	INF	R/R	6-2	185	Fr.	Cedartown, Ga./Cedertown
9	Jason Kelly	INF	R/R	5-11	190	Sr.	Mobile, Ala./Spring Hill College
39	Brent Laircy	1B	L/R	6-3	195	So.	Statesboro, Ga./Statesboro
3	Casey Long	OF	R/R	6-0	180	Fr.	Brandon, Miss./Northwest Rankin
43	Ryan Lundy	RHP	R/R	6-3	240	Jr.	Pelham, Ala./Pelham
2	Chris Martin	INF	R/R	6-1	160	Fr.	Birmingham, Ala./Erwin
15	Matt Mitchell	OF/LHP	L/L	5-7	170	Jr.	Hueytown, Ala./Shelton State CC
11	Brent Murphy	OF	R/R	6-1	180	Sr.	Garland, Texas/Hill JC
37	Vaughn Schulte	C	R/R	6-2	195	Sr.	Norman, Iowa/Southeastern CC
5	Will Smith	OF	R/R	5-9	180	So.	Billingsley, Ala./Billingsley
4	Jeff Sparks	C	R/R	5-10	180	Fr.	Madison, Ala./Bob Jones
27	Michael Stallings	LHP	L/L	6-0	175	Fr.	Alexander City, Ala./Benjamin Russell
36	Patrick Stodghill	RHP	R/R	6-2	185	Fr.	Springville, Ala./Springville
24	Mike Terry	LHP/1B	L/L	6-1	175	Sr.	Tulsa, Okla./Seminole JC
35	Darren Tinnerstet	LHP/OF	L/L	6-0	185	Fr.	Olympia, Wash./Capital
14	Brian Tuthill	3B	R/R	6-0	195	So.	Brooklyn, N.Y./St. John's
18	Dustin Wall	RHP	R/R	6-6	190	Fr.	Lilburn, Ga./Brookwood
33	Travis Wessel	LHP	L/L	6-2	195	Sr.	Denison, Ala./Morningside College
26	Brian Winkelman	OF	R/L	6-1	210	Jr.	Montesano, Wash./Walla Walla CC



Jeff Bell



Tighe Dickinson



1998 SCHEDULE

1997 RESULTS

FEBRUARY		
14	VANDERBILT	1:05p
17	JACKSONVILLE STATE	2:05p
18	at Vanderbilt	2:00p
24	at Mississippi	3:00p
28	at Tennessee Tech	1:00p
MARCH		
1	at Tennessee Tech	1:00p
3	MIDDLE TENNESSEE STATE	6:05p
4	MIDDLE TENNESSEE STATE	2:05p
7-8	at Blue-Gray Classic, Montgomery, Ala.	
7	vs. Winthrop	10:00a
	vs. The Citadel	4:00p
8	vs. Troy State	2:00p
10	TENNESSEE TECH	6:05p
11	TENNESSEE TECH	3:05p
13	at UNC Charlotte	5:00p
14	at UNC Charlotte	Noon
15	at UNC Charlotte	Noon
17	ALABAMA STATE	2:05p
20	SOUTHERN MISS	7:05p
21	SOUTHERN MISS	2:05p
22	SOUTHERN MISS	1:05p
24	at Auburn	3:00p
27	CINCINNATI	7:05p
28	CINCINNATI	2:05p
29	CINCINNATI	1:05p
31	at Jacksonville State	6:00p
APRIL		
1	AUBURN	6:05p
3	at Louisville	6:00p
4	at Louisville	Noon
5	at Louisville	Noon
7	SAMFORD	6:05p
8	at Alabama State	1:00p
10	at Saint Louis	7:00p
11	at Saint Louis	2:00p
12	at Saint Louis	1:00p
14	at Mississippi State	7:00p
15	at Mississippi State	3:00p
17	HOUSTON	7:05p
18	HOUSTON	2:05p
19	HOUSTON	1:05p
21	at Samford	3:00p
22	ALABAMA	6:05p
24	TULANE	7:05p
25	TULANE	2:05p
26	TULANE	1:05p
28	JACKSONVILLE STATE	7:05p
29	at Alabama	7:00p
MAY		
1	at Memphis	2:00p
2	at Memphis	1:00p
3	at Memphis	1:00p
5	at Middle Tennessee State	7:00p
6	at Middle Tennessee State	3:00p
8	SOUTH FLORIDA	7:00p
9	SOUTH FLORIDA	2:00p
10	SOUTH FLORIDA	1:00p
12-17	at Conference USA Championship New Orleans, La.	TBA

FEBRUARY		
14	VMI	W 18-5 1-0
15	at Vanderbilt	L 5-6 1-1
16	VMI	W 16-3 2-1
19	SAMFORD	W 11-9 3-1
21	MURRAY STATE	W 9-7 4-1
22	TENNESSEE TECH	L 4-11 4-2
23	TENNESSEE TECH	L 0-4 4-3
25	at Alabama State	W 6-4 5-3
26	ALABAMA STATE	W 8-3 6-3
MARCH		
4	VANDERBILT	L 2-14 6-4
7	ILLINOIS	L 4-6 6-5
8	KENT	W 9-2 7-5
9	SOUTHEASTERN LA.	W 11-6 8-5
11	MIDDLE TENN. ST.	W 1-0 9-5
12	MIDDLE TENN. ST.	L 12-13 9-6
14	at (#16) South Florida	L 2-12 9-7
15	at (#16) South Florida	L 4-13 9-8
16	at (#16) South Florida	L 9-10 9-9
18	at Jacksonville State	L 0-7 9-10
19	at Alabama	L 2-11 9-11
21	MEMPHIS	W 2-0 10-11
22	MEMPHIS	W 3-2 11-11
23	MEMPHIS	W 3-1 12-11
25	(#3) AUBURN	L 7-9 12-12
26	at Jacksonville State	L 2-6 12-13
28	UNC CHARLOTTE	W 6-4 13-13
29	UNC CHARLOTTE	L 5-6 13-14
30	UNC CHARLOTTE	L 1-7 13-15
APRIL		
1	(#11) MISSISSIPPI STATE	W 5-3 14-15
2	(#11) MISSISSIPPI STATE	W 15-3 15-15
4	at Tulane	L 4-14 15-16
5	at Tulane	L 6-7 (11) 15-17
6	at Tulane	L 5-9 15-18
8	SAMFORD	L 4-5 (11) 15-19
9	(#5) ALABAMA	W 10-2 16-19
11	at (#30) Southern Miss	L 2-3 16-20
12	at (#30) Southern Miss	L 3-8 16-21
13	at (#30) Southern Miss	L 8-9 16-22
15	JACKSONVILLE ST.	L 2-12 16-23
16	at (#6) Auburn	L 8-9 16-24
18	LOUISVILLE	L 3-10 16-25
19	LOUISVILLE	W 12-1 17-25
20	LOUISVILLE	W 9-5 18-25
23	at Samford	W 10-8 19-25
25	at Cincinnati	W 9-2 20-25
26	at Cincinnati	W 17-9 21-25
27	at Cincinnati	W 14-8 22-25
MAY		
2	at (#24) Houston	W 8-7 23-25
3	at (#24) Houston	L 9-12 23-26
4	at (#24) Houston	W 13-6 24-26
6	at Middle Tennessee St.	L 4-9 24-27
7	at Middle Tennessee St.	W 16-8 25-27
9	SAINT LOUIS	W 6-4 26-27
10	SAINT LOUIS	W 5-4 27-27
11	SAINT LOUIS	W 11-6 28-27
14	*vs. South Florida	L 2-5 28-28
15	*vs. Saint Louis	W 6-2 29-28
16	*vs. South Florida	W 5-3 30-28
17	*vs. Houston	W 6-5 31-28
17	*vs. Houston	L 8-10 31-29

HOME GAMES IN CAPS. Conference games in bold. All times Central.

*at Conference USA Championship, New Orleans, La.



1997 STATISTICS

BATTING

PLAYER	AVG	GP-GS	AB	R	H	2B	3B	HR	RBI	TB	SL%	BB	HBP	SO	GDP	OB%	SF	SH	SB-SBA	PO	A	E	FLD%
Jolly	.556	7-2	9	4	5	1	0	0	0	6	.667	1	0	2	0	.600	0	0	0-0	3	1	0	1.000
Harness	.379	60-60	261	63	99	14	0	3	35	122	.467	26	2	35	3	.436	2	7	8-11	86	204	27	.915
Carnes	.369	60-60	236	51	87	14	0	11	49	134	.568	31	3	44	9	.445	2	0	9-13	134	6	4	.972
Eberly	.355	60-60	245	42	87	16	1	8	51	129	.527	32	3	32	7	.434	1	1	0-2	41	145	22	.894
Hurst	.353	51-48	184	31	65	10	0	5	31	90	.489	12	11	23	12	.419	3	2	1-2	343	33	8	.979
Terry	.318	60-59	239	53	76	16	2	13	52	135	.565	26	7	44	4	.398	2	0	3-9	239	22	7	.974
Bell	.317	60-60	246	49	78	16	3	15	64	145	.589	21	6	59	2	.380	3	2	4-9	131	139	14	.951
Watts	.269	44-33	130	18	35	8	0	1	15	46	.354	13	0	37	1	.333	1	3	5-8	38	3	2	.953
Murphy	.257	40-27	109	22	28	11	1	3	14	50	.459	10	1	27	1	.320	2	0	1-2	48	0	1	.980
Aderholt	.256	52-43	160	20	41	11	0	0	19	52	.325	6	1	31	2	.284	2	5	1-3	294	44	9	.974
Smith	.253	40-26	87	14	22	3	0	0	8	25	.287	13	2	15	3	.356	2	7	6-9	62	0	1	.984
Boroski	.250	21-3	16	2	4	1	0	1	3	8	.500	0	0	3	0	.250	0	0	0-0	23	7	1	.968
McCrary	.243	33-28	74	10	18	2	0	2	7	26	.351	5	0	15	3	.291	0	0	0-1	11	22	1	.971
Pearson	.222	11-0	9	1	2	0	0	0	0	2	.222	0	0	4	0	.222	0	0	0-0	4	1	0	1.000
Hardin	.211	37-13	57	14	12	2	1	4	11	28	.491	2	2	30	0	.262	0	0	1-2	19	0	1	.950
Schulte	.177	34-11	62	4	11	0	0	0	6	11	.177	9	0	16	0	.282	0	1	0-0	8	1	0	1.000
Carter	.167	10-0	6	0	1	0	0	0	0	1	.167	0	0	3	0	.167	0	0	0-0	1	0	0	1.000
Harris	.155	27-17	58	9	9	1	0	0	6	10	.172	5	1	14	1	.234	0	0	0-0	105	16	4	.968
Laircey	.111	14-0	9	0	1	0	0	0	2	1	.111	3	0	3	0	.333	0	0	0-0	12	0	0	1.000
Mason	.000	5-0	1	0	0	0	0	0	0	0	.000	0	0	0	0	.000	0	0	0-0	1	7	2	.800
TOTALS	.310	60-60	2198	407	681	126	8	66	373	1021	.465	215	39	437	48	.378	20	28	39-71	1611	698	108	.955
Opponents	.307	60-60	2198	389	674	124	14	65	350	1021	.465	197	44	427	56	.372	19	34	62-97	1601	700	96	.960

PITCHING

Name	ERA	W-L	APP	GS	CG	SHO/CBO	SV	IP	H	R	ER	BB	SO	2B	3B	HR	BF	B/Avg	WP	HBP	BK	SFA	SHA
Mason	3.29	4-2	31	0	0	0/0	8	65.2	75	34	24	7	57	16	2	7	278	.284	4	2	0	2	3
Gray	3.87	7-5	15	15	2	0/0	0	97.2	116	62	42	27	90	22	2	11	436	.297	6	10	0	1	7
Dickinson	4.27	5-4	26	4	0	0/0	3	71.2	78	45	34	23	59	16	1	5	326	.267	14	7	1	2	2
McCrary	4.57	7-6	18	14	0	0/0	0	82.2	98	56	42	27	68	17	3	5	376	.295	9	7	0	4	5
Wall	5.14	0-0	4	1	0	0/0	0	7.0	9	8	4	10	6	3	0	2	42	.300	4	1	0	0	1
Donohoo	5.22	2-5	23	7	0	0/2	2	58.2	69	38	34	35	50	10	0	5	284	.294	8	4	0	3	7
Terry	6.02	3-2	14	9	0	0/0	0	46.1	61	38	31	20	22	15	2	9	220	.319	7	1	1	2	4
Beyer	7.35	3-4	20	9	0	0/2	0	67.1	107	60	55	28	38	13	2	9	333	.368	5	10	0	2	2
Lindberg	7.79	0-1	10	1	0	0/0	0	17.1	23	18	15	5	18	5	0	9	81	.315	5	0	1	2	1
Boroski	9.00	0-0	13	0	0	0/0	0	17.0	27	22	17	12	15	6	1	2	92	.355	3	2	0	1	1
Grice	12.71	0-0	6	0	0	0/0	0	5.2	11	8	8	3	4	1	1	1	28	.458	1	0	0	0	1
TOTALS	5.13	31-29	60	60	2	2/2	13	537.0	674	389	306	197	427	124	14	65	2496	.307	66	44	3	19	34
Opponents	5.85	29-31	60	60	4	2/2	8	533.2	681	407	347	215	437	126	8	66	2501	.310	48	39	7	20	28




Cincinnati

QUICK FACTS

Location: Cincinnati, Ohio
 Founded: 1819
 Enrollment: 35,000
 Nickname: Bearcats
 Colors: Red and Black
 Home Field: Johnny Bench Field (500)
 Dimensions: 327 L, 385 C, 330 R
 President: Dr. Joseph A. Steger
 FAR: Dr. Nancy Hamant
 Athletics Director: Bob Goin
 Sr. Woman Administrator: Heather Lyke

SPORTS INFORMATION

Baseball SID: Thomas Samuel
 Office Phone: 513/556-5191
 FAX: 513/556-0619
 E-mail: samueltv@email.uc.edu
 Samuel at Home: 513/475-0717
 Press Box: 513/556-0818



Brian Cleary
Fairfield '90



Career Record: 12-46 (1)
 Record at Cincinnati: 12-46 (1)
 Assistants: T.C. Brewer (Cincinnati '93),
 David Sinnes (Notre Dame '93),
 Cary Daniel
 Office Phone: 513/556-0566

BASEBALL FACTS


1997 Record: 12-46
 1997 C-USA Record: 4-23
 1997 C-USA Tournament: 1-2
 1997 Postseason: None
 NCAA Appearances: 5
 NCAA Record: 4-9
 All-Time Record: 734-818-11 (.473)
 Letterwinners Returning/Lost: 12/9
 Starters Returning/Lost: 4/5

ROSTER

No.	Name	Pos.	B/T	Ht.	Wt.	Yr.	Hometown/HS or JC
22	Matt Bechtol	C	R/R	6-4	220	Sr.	Cincinnati, Ohio/Amelia
2	Chris Birmingham	INF	S/R	5-9	171	Fr.	Syracuse, N.Y./Solvay
18	Paul Blomer	OF	R/R	5-10	180	Sr.	Cincinnati, Ohio/Moeller
24	Tony Cento	LHP	L/L	5-11	155	Jr.	Edgewood, Ky./Covington Catholic
35	Kyle DiEduardo	RHP	R/R	6-0	170	Fr.	Boca Raton, Fla./Olympic Heights
38	Greg Dikos	C/IN	R/R	6-1	197	Jr.	Mishawaka, Ind./Arizona St.
32	Joel Gallimore	RHP	R/R	6-3	220	Sr.	Cincinnati, Ohio/Batavia
26	Mike Heis	LHP	L/L	5-8	167	So.	Cincinnati, Ohio/Colerain
6	Scott Heller	INF	R/R	5-11	170	Sr.	North Bend, Ohio/Taylor
14	Tom Higgins	INF	R/R	6-2	195	Fr.	West Chester, Ohio/Lakota
20	Corey Hinton	OF	L/L	6-0	195	Jr.	Cincinnati, Ohio/Oak Hills
43	Bill Jung	RHP	R/R	6-1	185	So.	Springboro, Ohio/Bishop Fenwick
29	Nolan Landy	RHP	R/R	5-11	204	Jr.	Warwick, R.I./Central Arizona College
4	Jeff Leytze	OF	R/R	5-11	185	So.	Cincinnati, Ohio/Colerain
34	Casey McEvoy	RHP	R/R	6-3	215	Jr.	Florence, Ky./Covington Catholic
13	Jud McMillin	INF	R/R	5-9	170	Jr.	West Harrison, Ohio/Franklin County
17	Curtus Moak	INF/P	L/L	6-0	171	Fr.	Hamilton, Ohio/Hamilton
31	Larry Mohs	RHP	R/R	6-8	240	Sr.	Nutley, N.J./Notre Dame
10	Brandon Moore	SS	R/R	6-1	171	Jr.	Phoenix, Ariz./Scottsdale CC
16	Scott Neville	RHP	R/R	6-4	170	So.	Amelia, Ohio/Amelia
41	Matt Reynolds	C	R/R	6-1	215	So.	Elmira, N.Y./Elmira Free Academy
5	John Ruebel	C	R/R	5-11	194	Fr.	West Chester, Ohio/Lakota
23	Jody Schultian	LHP	L/L	6-3	170	Jr.	Moscow, Ohio/Felicity-Franklin
21	Matt Singer	OF	L/L	6-1	206	Fr.	Cincinnati, Ohio/Purcell Marian
3	Anthony Snowell	OF	L/R	5-7	163	So.	Sharon, Pa./Arizona St.
25	Andy Stamper	RHP	R/R	6-6	200	Fr.	Cincinnati, Ohio/Finneytown
37	James Steele	RHP	R/R	6-5	230	Jr.	Youngstown, Ohio/Boardman
44	Craig Tewes	OF	L/L	6-1	216	Fr.	Erlanger, Ky./St. Henry
19	J.D. Varatta	RHP	R/R	5-11	175	Sr.	Cincinnati, Ohio/McNicholas
-	Brad Voegele	INF/OF	R/R	-	-	So.	Cincinnati, Ohio/LaSalle
36	Kevin Youkilis	INF	R/R	6-0	227	Fr.	Cincinnati, Ohio/Sycamore
8	LeQuan Williamson	OF	R/R	-	-	Fr.	Columbus, Ohio/Fort Hays
30	Kevin Wilson	SS	S/R	6-1	177	Fr.	Yardley, Pa./Holy Ghost Prep



Matt Bechtol



Tony Cento



Cincinnati

1998 SCHEDULE

FEBRUARY

13	at Davidson College	3:00p
14	at Davidson College	1:00p
15	at Davidson College	1:00p
20	at Georgia Tech	3:00p
21	at Georgia Tech	1:30p
22	at Georgia Tech	1:30p
26	vs. Nebraska (Louisville, Ky.)	4:00p
27	vs. Illinois (Clarksville, Tenn.)	2:00p
28	at Austin Peay State	2:00p

MARCH

1	at Western Kentucky	1:00p
3	MIAMI (OHIO)	3:00p
5	at Dayton	3:00p
7	at Indiana (DH)	2:00p
8	at Indiana	2:00p
11	XAVIER (OHIO)	3:00p
13	at Southern Mississippi	7:30p
14	at Southern Mississippi	4:00p
15	at Southern Mississippi	2:00p
20	SAINT LOUIS	6:00p
21	SAINT LOUIS	1:00p
22	SAINT LOUIS	1:00p
24	at Notre Dame	5:00p
25	BOWLING GREEN STATE	2:00p
27	at UAB	8:05p
28	at UAB	3:05p
29	at UAB	2:05p

APRIL

1	EASTERN KENTUCKY	3:00p
3	TULANE	6:00p
4	TULANE	1:00p
5	TULANE	1:00p
7	DAYTON	6:00p
8	DAYTON	6:00p
10	at Houston	8:00p
11	at Houston	8:00p
12	at Houston	2:00p
14	at Morehead State	3:00p
15	at Ohio	3:00p
17	at Louisville	7:00p
18	at Louisville	1:00p
19	at Louisville	1:00p
22	at Xavier (Ohio)	3:00p
24	MEMPHIS	7:00p
25	MEMPHIS	6:00p
26	MEMPHIS	2:00p
28	at Bowling Green State	3:00p
29	MOREHEAD STATE	6:00p

MAY

1	SOUTH FLORIDA	6:00p
2	SOUTH FLORIDA	1:00p
3	SOUTH FLORIDA	1:00p
5	MARSHALL	6:00p
6	at Kentucky	6:00p
7	at UNC Charlotte	6:00p
8	at UNC Charlotte	6:00p
9	at UNC Charlotte	1:00p
12-17	at Conference USA Championship New Orleans, La.	TBA

1997 RESULTS

FEBRUARY

21	at (#5) Rice	L	9-37	0-1
22	vs. Northwestern (La.) St.	L	9-10	0-2
23	vs. (#21) Oklahoma State	L	3-13	0-3
28	CLEVELAND STATE	W	7-6	1-3

MARCH

2	CLEVELAND STATE	W	9-3	2-3
2	CLEVELAND STATE	L	7-14	2-4
4	MARSHALL	W	13-3	3-4
5	OHIO	L	2-10	3-5
6	DAYTON	L	1-3	3-6
7	INDIANA	L	8-10	3-7
7	INDIANA	L	4-7	3-8
11	at Dayton	L	2-8	3-9
12	at Xavier (Ohio)	L	3-8	3-10
14	LOUISVILLE	L	6-7	3-11
15	LOUISVILLE	L	5-8	3-12
16	LOUISVILLE	L	8-9	3-13
21	UNC CHARLOTTE	W	15-9	4-13
22	UNC CHARLOTTE	W	3-1 (12)	5-13
23	UNC CHARLOTTE	L	5-12	5-14
25	at Marshall	W	11-10	6-14
26	XAVIER (OHIO)	W	7-3	7-14
28	at Saint Louis	L	5-14	7-15
29	at Saint Louis	L	2-9	7-16
30	at Saint Louis	W	14-10	8-16

APRIL

1	at Morehead State	L	0-9	8-17
2	EASTERN KENTUCKY	L	4-7	8-18
4	SOUTHERN MISS	L	9-13	8-19
5	SOUTHERN MISS	L	5-11	8-20
6	SOUTHERN MISS	L	5-15	8-21
8	XAVIER (OHIO)	L	1-17	8-22
9	at Dayton	L	2-15	8-23
11	at South Florida	L	1-7	8-24
12	at South Florida	L	4-14	8-25
13	at South Florida	L	3-17	8-26
15	MOREHEAD STATE	L	14-18	8-27
16	at Miami (Ohio)	L	4-7	8-28
18	at Tulane	L	5-7	8-29
19	at Tulane	L	0-12	8-30
20	at Tulane	L	5-7	8-31
22	BUTLER	L	2-3	8-32
23	at Xavier (Ohio)	L	4-6	8-33
24	WILMINGTON	W	9-8	9-33
25	UAB	L	2-9	9-34
26	UAB	L	9-17	9-35
27	UAB	L	8-14	9-36
29	at Eastern Kentucky	W	3-0	10-36
30	at Kentucky	L	1-8	10-37

MAY

2	at Memphis	W	5-3	11-37
3	at Memphis	L	0-12	11-38
4	at Memphis	L	6-12	11-39
6	WRIGHT STATE	L	4-8	11-40
7	at Ohio State	L	2-15	11-41
10	HOUSTON	L	0-9	11-42
10	HOUSTON	L	2-7	11-43
11	HOUSTON	L	5-14	11-44
13	*vs. Louisville	W	8-5	12-44
14	*vs. Tulane	L	0-10	12-45
15	*vs. Southern Miss	L	0-5	12-46

*at Conference USA Championship, New Orleans, La.

HOME GAMES IN CAPS. Conference games in bold. All times Eastern.



Cincinnati

1997 STATISTICS

BATTING

PLAYER	AVG	GP-GS	AB	R	H	2B	3B	HR	RBI	TB	SL%	BB	HBP	SO	GDP	OB%	SF	SH	SB-SBA	PO	A	E	FLD%
Carney	.311	57-57	235	38	73	13	2	15	51	135	.574	13	0	28	5	.343	3	0	3-8	48	105	15	.911
Daniel	.307	48-47	166	43	51	5	0	4	13	68	.410	42	6	55	1	.463	0	2	13-17	103	5	6	.947
Heller	.293	58-58	229	44	67	17	0	2	35	90	.393	28	2	42	3	.375	0	9	7-9	82	172	23	.917
Stefansky	.287	55-53	195	17	56	8	0	3	21	73	.374	26	4	25	5	.381	1	0	3-3	83	3	1	.989
Hinton	.263	52-49	186	22	49	14	1	3	25	74	.398	23	1	41	3	.348	0	0	2-3	0	0	0	.000
Campbell	.261	42-28	115	18	30	4	0	4	16	46	.400	13	0	22	2	.331	2	1	1-2	228	29	8	.970
Leytze	.249	50-43	169	24	42	4	2	1	22	53	.314	16	2	29	4	.321	0	9	4-4	95	0	2	.979
Bechtol	.244	43-42	156	26	38	10	0	7	28	69	.442	13	1	46	4	.304	1	0	0-1	212	28	9	.964
Mead	.241	31-23	87	8	21	4	0	1	7	28	.322	7	0	22	4	.298	0	1	2-2	145	14	2	.988
McMillin	.222	56-56	180	27	40	9	0	4	19	61	.339	14	3	59	1	.289	0	4	7-12	101	141	17	.934
Blomer	.199	48-34	136	10	27	7	0	3	16	43	.316	15	5	33	4	.299	1	2	0-0	74	4	0	1.000
Feichtner	.145	24-24	83	9	12	1	0	1	5	16	.193	8	1	23	1	.228	0	2	0-0	217	6	11	.953
Hronek	.130	15-8	23	4	3	1	0	0	3	4	.174	4	1	13	0	.286	0	0	0-0	66	1	2	.971
Bova	.000	15-0	6	1	0	0	0	0	0	0	.000	1	0	3	0	.143	0	0	0-1	3	6	1	.900
Schorsch	.000	6-0	5	0	0	0	0	0	0	0	.000	0	0	4	0	.000	0	0	0-0	0	0	0	.000
TOTALS	.258	58-58	1971	291	509	97	5	48	261	760	.386	223	26	445	37	.340	8	30	42-62	1484	614	108	.951
Opponents	.338	58-58	2135	565	721	140	11	97	504	1174	.550	270	53	364	38	.419	32	33	140-161	1525	635	75	.966

PITCHING

Name	ERA	W-L	APP	GS	CG	SHO/CBO	SV	IP	H	R	ER	BB	SO	2B	3B	HR	BF	B/Avg	WP	HBP	BK	SFA	SHA
Becker	5.71	3-10	19	14	0	0/0	1	93.0	121	93	59	40	74	18	1	11	454	.306	11	6	0	7	6
Cento	5.92	1-4	16	5	1	0/0	0	51.2	61	47	34	29	48	11	0	11	254	.285	9	5	0	2	4
Morgan	6.65	3-7	22	6	2	1/0	0	66.1	89	58	49	26	34	23	1	6	320	.322	7	8	1	2	8
McEvoy	7.66	0-3	9	5	0	0/0	0	22.1	30	21	19	20	18	2	0	1	114	.330	6	1	0	2	0
Neville	7.91	0-0	10	0	0	0/0	1	19.1	24	22	17	5	19	6	1	3	90	.300	3	5	0	0	0
Metzger	8.39	1-5	14	7	0	0/0	0	39.2	44	42	37	32	34	7	2	9	197	.284	6	4	3	2	4
Steele	9.43	0-2	17	0	0	0/0	0	27.2	36	31	29	17	25	7	0	10	139	.316	2	5	1	2	1
Ruprecht	9.77	1-3	17	7	1	0/0	0	50.2	86	63	55	34	31	18	1	11	282	.369	10	9	1	5	1
Schultian	9.78	0-0	13	0	0	0/0	0	19.1	37	29	21	11	12	5	0	3	108	.394	3	1	0	2	0
Gallimore	11.12	3-9	21	10	0	0/0	2	68.0	113	92	84	36	51	22	2	20	355	.375	14	6	0	5	7
Heilmann	11.15	0-1	13	1	0	0/0	0	15.1	33	23	19	5	7	10	2	4	86	.429	1	2	0	1	1
Varatta	16.38	0-2	10	3	0	0/0	0	20.1	43	38	37	12	10	9	1	8	114	.439	3	1	0	2	1
McCoy	54.00	0-0	1	0	0	0/0	0	1.0	4	6	6	3	1	2	0	0	10	.571	1	0	0	0	0
TOTALS	8.48	12-46	58	58	4	1/0	4	494.2	721	565	466	270	364	140	11	97	2523	.338	76	53	6	32	33
Opponents	4.18	46-12	58	58	7	6/3	14	508.1	509	291	236	223	445	97	5	48	2262	.258	43	26	2	8	30




Houston

QUICK FACTS

Location: Houston, Texas
 Founded: 1927
 Enrollment: 30,757
 Nickname: Cougars
 Colors: Scarlet and White
 Home Field: Cougar Field (4,500)
 Dimensions: 330 L, 390 C, 330 R
 President: Dr. Arthur K. Smith
 FAR: Richard Scamell
 Athletics Director: Chet Gladchuk
 SWA: Diane Howell

SPORTS INFORMATION

Baseball SID: John Sullivan
 Office Phone: 713/743-9410
 E-mail: jsullivan@uh.edu
 FAX: 713/743-9411
 Sullivan at Home: 713/521-9464
 Press Box: 713/743-0840



Rayner Noble
Houston '83



Career Record: 95-80 (3)
 Record at Houston: 95-80 (3)
 Assistants: Trip Couch (Southwestern La. '91), Todd Whitting (Houston '95), David Paris
 Office Phone: 713/743-9396

BASEBALL FACTS


1997 Record: 40-23
 1997 Conference Record: 19-8
 1997 Conference Tournament: 4-1 (Champion)
 1997 Postseason: NCAA (0-2)
 NCAA Appearances: 10
 NCAA Record: 16-22
 All-Time Record: 1111-835 (.571)
 Letterwinners Returning/Lost: 13/12
 Starters Returning/Lost: 4/5

ROSTER

No.	Name	Pos.	B/T	Ht.	Wt.	Yr.	Hometown/HS or JC
3	Sean Allen	SS/2B	R/R	5-10	170	Fr.	Carlsbad, N.M./Carlsbad
48	Jarrold Bitter	C/1B	R/R	6-2	230	Fr.	Tyler, Texas/Lee
18	Erick Burke	LHP	L/L	6-3	180	So.	Houston, Texas/Lamar
12	Brandon Caraway	2B	S/R	5-11	172	So.	Houston, Texas/St. Thomas
29	Randall Collum	C	R/R	5-10	170	Fr.	Sugar Land, Texas/Kempner
20	Kyle Crowell	RHP	R/R	6-0	175	Fr.	Webster, Texas/Friendswood
32	Robert Dieudonné	RHP/INF	R/R	5-10	176	So.	Houston, Texas/Westbury
15	Alex Jackson	LHP	L/L	5-10	150	So.	Houston, Texas/Episcopal
19	Eric Lee	OF	S/R	5-8	180	So.	Houston, Texas/Clear Lake
25	Duncan McAdoo	RHP	R/R	6-0	191	So.	Winnsboro, Texas/Winnsboro
26	Jon McDonald	LHP	L/L	5-11	202	Sr.	Humble, Texas/Humble
28	Mike Medrano	OF	L/R	5-8	185	Jr.	Pearland, Texas/Pearland
43	Bryan Moore	RHP	R/R	6-6	190	Jr.	Garden Grove, Calif./Orange Coast CC
4	Shane Nance	LHP/OF	L/L	5-8	165	So.	Houston, Texas/Dobie
41	Jason Pekar	INF/OF	R/R	6-2	205	Fr.	Stafford, Texas/Stafford
42	Bruce Rios	C	R/R	5-10	195	Jr.	Houston, Texas/Cypress Creek
37	Greg Runser	RHP	R/R	6-1	204	Fr.	The Woodlands, Texas/Woodlands
33	Scottie Scott	C	R/R	5-10	195	So.	Lynchburg, Va./Jefferson Forest
10	Shaun Skrehot	SS	R/R	5-10	170	Sr.	Houston, Texas/Wharton JC
45	Jayne Sperring	RHP/1B	R/R	6-4	210	Fr.	Houston, Texas/Cypress Creek
40	Jeremy Swindell	LHP	L/L	6-0	190	So.	Houston, Texas/Clear Lake
2	Justin Syfert	INF	R/R	5-7	155	Fr.	League City, Texas/Clear Creek
13	Jerret Sykes	LHP	L/L	5-11	191	So.	Houston, Texas/Cypress Creek
31	Nick Torina	LHP	L/L	5-11	175	Fr.	Houston, Texas/South Houston
8	Kris Wilken	3B/P/C	S/R	5-11	175	Fr.	Albuquerque, N.M./El Dorado



Shaun Skrehot



Robert Dieudonné



Houston

1998 SCHEDULE

1997 RESULTS

1998 SCHEDULE			1997 RESULTS		
FEBRUARY			FEBRUARY		
6	at Washington State	1:00p	8	at (#4) Rice	W 16-12 1-0
6	at San Diego State	7:00p	9	(#4) RICE	L 8-11 1-1
7	at Washington State	2:00p	11	MC NEESE STATE	W 10-6 2-1
8	at San Diego State	3:00p	15	at Northwestern State	L 4-5 2-2
10	RICE	2:00p	16	at Northwestern State	L 4-8 2-3
13	at Alabama	7:00p	16	at Northwestern State	W 15-8 3-3
14	at Alabama	2:00p	18	at (#23) Texas	L 13-14 3-4
15	at Alabama	2:00p	21	OKLAHOMA	W 5-4 4-4
17	RICE	2:00p	22	CENTRAL FLORIDA	W 15-6 5-4
20	OKLAHOMA	7:00p	23	SW TEXAS STATE	L 1-2 5-5
21	KANSAS	4:00p	25	TEXAS SOUTHERN	W 8-4 6-5
22	CENTRAL FLORIDA	3:00p	MARCH		
24	CENTRAL FLORIDA	6:00p	1	(#7) WICHITA STATE	W 10-6 7-5
27	ILLINOIS	7:00p	2	(#7) WICHITA STATE	W 4-3 8-5
28	ILLINOIS	2:00p	4	at Sam Houston State	L 8-9 8-6
MARCH			5	at McNeese State	W 9-5 9-6
1	ILLINOIS	1:00p	6	ORAL ROBERTS	L 5-9 9-7
4	at Sam Houston State	2:00p	14	SAINT LOUIS	W 7-5 10-7
6	MICHIGAN	7:00p	15	SAINT LOUIS	W 4-3 11-7
7	MICHIGAN	2:00p	16	SAINT LOUIS	W 11-6 12-7
8	MICHIGAN	1:00p	19	(#24) TEXAS A&M	W 6-4 13-7
11	RICE	7:00p	21	at (#15) South Florida	W 6-5 14-7
13	TULANE	7:00p	22	at (#15) South Florida	L 5-9 14-8
14	TULANE	7:00p	23	at (#15) South Florida	W 11-6 15-8
15	TULANE	1:00p	26	at Central Florida	W 11-8 16-8
17	RICE	7:00p	28	(#22) SOUTHERN MISS	L 7-9 16-9
18	TEXAS	7:00p	29	(#22) SOUTHERN MISS	W 6-4 17-9
20	SOUTH FLORIDA	7:00p	30	(#22) SOUTHERN MISS	W 14-11 18-9
21	SOUTH FLORIDA	7:00p	APRIL		
22	SOUTH FLORIDA	1:00p	1	at (#13) Rice	L 5-8 18-10
24	TEXAS A&M	7:00p	2	at Baylor	W 12-5 19-10
27	at Saint Louis	7:00p	4	at Louisville	L 3-8 19-11
28	at Saint Louis	2:00p	5	at Louisville	W 12-6 20-11
29	at Saint Louis	1:00p	6	at Louisville	W 7-4 21-11
31	TEXAS	7:00p	8	(#22) RICE	L 5-6 21-12
APRIL			9	TEXAS SOUTHERN	W 13-1 22-12
3	at UNC Charlotte	5:00p	12	UNC CHARLOTTE	W 7-3 23-12
4	at UNC Charlotte	Noon	12	UNC CHARLOTTE	W 12-1 24-12
5	at UNC Charlotte	Noon	13	UNC CHARLOTTE	W 5-4 25-12
7	at Baylor	6:00p	15	at Texas A&M	L 4-8 25-13
10	CINCINNATI	7:00p	16	LAMAR	W 13-6 26-13
11	CINCINNATI	7:00p	18	at Memphis	W 9-2 27-13
12	CINCINNATI	1:00p	19	at Memphis	W 7-5 28-13
15	RICE	7:00p	20	at Memphis	L 2-8 28-14
17	at UAB	7:05p	21	(#19) RICE	L 5-8 28-15
18	at UAB	2:05p	22	TEXAS-SAN ANTONIO	W 7-2 29-15
19	at UAB	1:05p	23	SAM HOUSTON STATE	W 7-0 30-15
21	at Texas A&M	3:30p	25	at (#30) Tulane	L 1-2 30-16
24	LOUISVILLE	7:00p	26	at (#30) Tulane	W 12-11 (10) 31-16
25	LOUISVILLE	7:00p	27	at (#30) Tulane	L 2-4 31-17
26	LOUISVILLE	1:00p	29	BAYLOR	W 13-5 32-17
28	BAYLOR	7:00p	30	at Lamar	L 4-6 32-18
MAY			MAY		
1	at Southern Miss	6:30p	2	UAB	L 7-8 32-19
2	at Southern Miss	3:00p	3	UAB	W 12-9 33-19
3	at Southern Miss	1:00p	4	UAB	L 6-13 33-20
8	MEMPHIS	7:00p	10	at Cincinnati	W 9-0 34-20
9	MEMPHIS	7:00p	10	at Cincinnati	W 7-2 35-20
10	MEMPHIS	1:00p	11	at Cincinnati	W 14-5 36-20
12-17	at Conference USA Championship New Orleans, La.		14	*vs. Saint Louis	W 13-4 37-20
			15	*vs. South Florida	W 2-0 38-20
			17	*vs. UAB	L 5-6 38-21
			17	*vs. UAB	W 10-8 39-21
			18	*vs. UNC Charlotte	W 22-7 40-21
			22	#vs. (#18) South Alabama	L 6-12 40-22
			23	#vs. UNC Greensboro	L 5-9 40-23

*at Conference USA Championship, New Orleans, La.



Houston

1997 STATISTICS

BATTING

PLAYER	AVG	GP-GS	AB	R	H	2B	3B	HR	RBI	TB	SL%	BB	HBP	SO	OB%	SF	SH	SB-SBA	PO	A	E	FLD%
Dieudonne	.500	3-1	10	3	5	0	0	2	6	11	1.100	0	0	1	.500	0	0	0-1	7	16	1	.958
Arguello	.500	3-0	2	1	1	0	0	0	0	1	.500	0	0	0	.500	0	0	0-0	0	0	0	.000
Tomlinson	.427	57-57	248	74	106	29	3	16	67	189	.762	25	7	25	.491	1	0	25-29	101	3	4	.963
Stephens	.400	10-0	5	3	2	0	0	0	1	2	.400	0	0	1	.400	0	0	0-1	0	0	0	.000
Carr	.399	63-63	271	80	108	32	2	11	50	177	.653	34	4	38	.469	2	4	23-27	39	128	16	.913
Scott	.372	33-20	86	18	32	8	0	4	19	52	.605	15	3	18	.476	1	0	1-2	142	18	2	.988
Ferrell	.356	44-6	45	6	16	4	0	0	8	20	.444	3	1	12	.408	0	1	0-2	115	9	3	.976
Keithley	.311	63-62	238	61	74	14	2	9	54	119	.500	29	5	57	.391	4	1	11-17	446	44	4	.992
Rios	.305	49-44	167	33	51	6	1	6	48	77	.461	23	8	10	.412	1	4	3-3	379	21	5	.988
Ware	.305	63-63	243	41	74	10	3	2	41	96	.395	26	2	43	.375	1	7	18-23	109	170	15	.949
Schreiber	.304	60-60	237	46	72	16	0	8	48	112	.473	24	4	31	.369	6	4	1-2	11	9	1	.952
Caraway	.294	59-52	228	41	67	10	2	0	38	81	.355	19	5	33	.357	3	4	19-24	66	11	2	.975
Skrehot	.285	63-62	246	48	70	9	2	5	41	98	.398	6	3	35	.305	4	4	33-34	78	177	19	.931
Medrano	.280	20-12	50	7	14	0	1	0	6	16	.320	5	1	9	.357	0	2	4-4	20	0	2	.909
Lee	.279	61-60	222	40	62	9	2	4	28	87	.392	34	4	52	.379	4	0	13-16	116	10	4	.969
Nance	.217	14-5	23	6	5	0	0	0	2	5	.217	5	2	11	.387	1	0	1-1	15	19	3	.919
McLeod	.000	1-1	2	0	0	0	0	0	0	0	.000	0	0	2	.000	0	0	0-0	10	10	1	.952
TOTALS	.327	63-63	2323	508	759	147	18	67	457	1143	.492	248	49	378	.399	28	31	152-186	1674	691	92	.963
Opponents	.274	63-63	2179	378	598	117	9	59	349	910	.418	259	61	516	.364	23	40	72-92	1644	674	110	.955

PITCHING

Name	ERA	W-L	APP	GS	CG	SHO/CBO	SV	IP	H	R	ER	BB	SO	2B	3B	HR	BF	B/Avg	WP	HBP	BK	SFA	SHA
Ferrell	0.00	0-0	1	0	0	0/0	0	0.1	0	0	0	0	0	0	0	0	1	.000	0	0	0	0	0
Sykes	4.02	3-0	14	7	0	0/1	0	47.0	42	22	21	14	45	5	1	4	196	.237	0	2	1	1	2
Kirkland	4.11	7-3	17	5	0	0/0	1	61.1	64	35	28	12	55	10	0	6	259	.271	2	4	3	4	3
Dieudonne	4.42	4-4	30	1	0	0/1	6	55.0	49	31	27	22	54	9	2	2	245	.238	0	9	0	5	3
Swindell	4.43	0-0	11	5	0	0/0	0	20.1	23	14	10	13	19	4	1	1	101	.284	3	5	0	0	2
Nance	4.53	7-6	17	15	4	1/1	0	103.1	94	57	52	52	106	20	0	10	455	.249	14	8	3	3	15
Marik	4.95	5-2	23	0	0	0/2	4	40.0	52	23	22	13	40	10	0	1	184	.315	3	4	1	1	1
Schreiber	5.86	2-1	10	3	0	0/0	1	27.2	33	22	18	8	22	7	0	7	135	.273	2	4	0	1	1
McDonald	6.12	7-2	16	14	1	0/0	0	75.0	90	56	51	39	66	19	1	9	355	.296	6	9	0	1	2
McAdoo	6.15	0-1	16	2	0	0/0	2	26.1	35	23	18	23	22	6	1	3	134	.337	1	2	1	2	3
McLeod	6.26	4-2	13	11	0	0/0	0	50.1	56	41	35	22	44	14	2	5	232	.284	2	8	1	1	4
Jackson	6.75	0-0	18	0	0	0/0	0	17.1	17	13	13	12	12	4	1	2	82	.250	2	0	0	2	0
Manbeck	9.38	1-2	17	0	0	0/0	0	24.0	34	29	25	14	23	8	0	7	129	.327	1	5	1	2	3
Hampton	9.90	0-0	11	0	0	0/1	0	10.0	9	12	11	15	8	1	0	2	55	.237	1	1	1	0	1
TOTALS	5.34	40-23	63	63	5	3/2	14	558.0	598	378	331	259	516	117	9	59	2563	.274	37	61	12	23	40
Opponents	6.75	23-40	63	63	6	0/0	9	548.0	759	508	411	248	378	147	18	67	2679	.327	68	49	9	28	31



Louisville

QUICK FACTS

Location: Louisville, Kentucky
 Founded: 1798
 Enrollment: 22,000
 Nickname: Cardinals
 Colors: Red and Black
 Home Field: Cardinal Stadium (20,000)
 Dimensions: 305 L, 395 C, 310 R
 President: Dr. John Shumaker
 FAR: Dr. Arthur Riehl
 Athletics Director: Tom Jurich
 Sr. Woman Administrator: TBA

SPORTS INFORMATION

Baseball SID: Nancy Smith
 Office Phone: 502/852-0113
 E-mail: nasmith01@homer.louisville.edu
 FAX: 502/852-7401
 Smith at Home: 502/893-8349
 Press Box: TBA



Lelo Prado
Tampa '85



Career Record: 319-192-1 (9)
 Record at Louisville: 41-68 (2)
 Assistants: Brian Mundorf (American International '92), Keith Chester (Indiana '96), Chris Gadsden (Creighton '88)
 Office Phone: 502/852-0103

BASEBALL FACTS

1997 Record: 23-32
 1997 C-USA Record: 11-15
 1997 C-USA Tournament: 0-1
 1997 Postseason: None
 NCAA Appearances: None
 NCAA Record: 0-0
 All-Time Record: 1868-1795-17 (.510)
 Letterwinners Returning/Lost: 17/7
 Starters Returning/Lost: 6/2

ROSTER

No.	Name	Pos.	B/T	Ht.	Wt.	Yr.	Hometown/HS or JC
46	Mike Aucella	LHP	R/L	5-11	190	So.	Westfield, Mass./Westfield
4	Matt Baldwin	IF/OF	R/R	5-10	165	Fr.	Louisville, Ky./Male
7	Brian Bentley	RHP	R/R	6-2	185	So.	Louisville, Ky./St. Xavier
-	Tom Bohr	OF	L/R	5-11	170	Fr.	Concord, Ohio/Fairport Harding
10	Antonio Castellvi	LHP	L/L	5-10	170	Fr.	Tampa, Fla./Plant
6	Chris Detweiler	IF/OF	L/R	5-8	155	Fr.	Solon, Ohio/Solon
24	David Fife	RHP	R/R	5-11	170	Fr.	Louisville, Ky./DeSales
-	Kevin Fishback	OF	R/R	6-4	205	Fr.	Bowling Green, Ky./Bowling Green
-	Billy Gatti	OF	R/R	6-1	190	Fr.	Louisville, Ky./St. Xavier
2	Sean Green	RHP	R/R	6-5	210	Fr.	Louisville, Ky./Male
22	Chris Hargett	1B	L/L	6-0	185	Jr.	Jeffersonville, Ind./Jeffersonville
13	Tim Harper	OF	R/R	5-11	200	Sr.	Greenwood, Ind./Center Grove
33	Gene Hess	LHP	L/L	6-2	215	Fr.	Euclid, Ohio/Euclid
8	Troy Hilpp	OF	R/L	5-11	170	So.	Louisville, Ky./Pleasure Ridge Park
23	Shawn Hoover	RHP	R/R	6-7	220	So.	Louisville, Ky./Pleasure Ridge Park
26	Matt Jagers	IF	L/R	5-10	185	Fr.	New Albany, Ind./New Albany
-	Matt James	OF	R/R	5-10	185	Fr.	Clarksville, Ind./Clarksville
-	Matt Jarboe	2B	R/R	5-10	155	So.	Louisville, Ky./Pleasure Ridge Park
5	Travis Kahoalii	SS	R/R	5-9	170	Sr.	Davis, Calif./Davis
41	Doug Lorenz	1B	L/L	6-3	220	Jr.	Covington, Ky./Covington Catholic
25	Brad Mattingly	RHP	R/R	6-0	190	So.	Louisville, Ky./St. Xavier
17	James McAuley	C	R/R	6-0	185	So.	Tampa, Fla./Plant
20	Kevin McMurray	IF	R/R	5-11	165	So.	Louisville, Ky./Trinity
9	Rob Partin	3B	R/R	6-0	209	So.	Louisville, Ky./Ballard
21	Alec Possidento	RHP	R/R	6-2	215	Sr.	Stamford, Conn./Trinity
15	Sean Quigley	3B	R/R	6-0	190	So.	Tampa, Fla./Plant
27	Todd Raithel	RHP	R/R	6-0	180	So.	Harmony, Pa./Seneca Valley
29	Damon Ramirez	C	R/R	5-11	205	Sr.	Tampa, Fla./Plant
11	Josh Salmon	LHP	L/L	5-10	180	Sr.	Tampa, Fla./Plant
-	Ken Smith	RHP	R/R	6-2	195	Fr.	Floyds Knobs, Ind./Floyd Central
16	Brian Spiezio	IF	S/R	5-11	175	Jr.	Lutz, Fla./Sarasota Riverview
28	Scott Stauffer	OF	S/R	5-8	155	Fr.	Ashland, Ky./Paul Blazer
30	Tony Taylor	C	R/R	6-0	195	So.	Louisville, Ky./Southern
19	Key Voshell	IF	R/R	5-11	185	Jr.	Milford, Ohio/Milford
18	Denny Williams	RHP	R/R	6-7	215	Fr.	Louisville, Ky./Ballard
3	Luke Williams	OF	OF	5-11	170	Fr.	Niles, Ohio/McKinley



Tim Harper



Scott Stauffer



Louisville

1998 SCHEDULE

FEBRUARY

18	BUTLER	3:00p
21	PURDUE	1:00p
22	PURDUE	1:00p
25	TENNESSEE TECH	3:00p
27	NEBRASKA	1:00p
	TOLEDO	6:00p
28	NEBRASKA	1:30p
	TOLEDO	4:30p

MARCH

1	TOLEDO	3:00p
3	WESTERN KENTUCKY	3:00p
4	at Evansville	1:00p
6	WRIGHT STATE	3:00p
7	KENT	2:00p
	WRIGHT STATE	5:00p
8	KENT	1:00p
10	at Eastern Kentucky	3:00p
13	at South Florida	7:00p
14	at South Florida	1:00p
15	at South Florida	1:00p
16	vs. Army	11:00a
20	MEMPHIS	7:00p
21	MEMPHIS	1:00p
22	MEMPHIS	1:00p
24	at Western Kentucky	5:00p
25	EASTERN KENTUCKY	3:00p
27	at Southern Mississippi	7:30p
28	at Southern Mississippi	4:00p
29	at Southern Mississippi	2:00p
31	MOREHEAD STATE	7:00p

APRIL

3	UAB	7:00p
4	UAB	1:00p
5	UAB	1:00p
8	EVANSVILLE	3:00p
10	at Tulane	7:30p
11	at Tulane	3:00p
12	at Tulane	2:00p
14	AUSTIN PEAY	7:00p
15	at Morehead State	3:00p
17	CINCINNATI	7:00p
18	CINCINNATI	1:00p
19	CINCINNATI	1:00p
21	INDIANA	7:00p
22	at Tennessee Tech	5:00p
24	at Houston	8:00p
25	at Houston	8:00p
26	at Houston	2:00p
28	at Austin Peay	7:30p
29	KENTUCKY	6:00p

MAY

1	UNC CHARLOTTE	7:00p
2	UNC CHARLOTTE	1:00p
3	UNC CHARLOTTE	1:00p
5	at Kentucky	6:00p
8	at Saint Louis	8:00p
9	at Saint Louis	3:00p
10	at Saint Louis	3:00p
12-17	at Conference USA Championship, New Orleans, La.	

1997 RESULTS

FEBRUARY

19	EVANSVILLE	W	6-2	1-0
21	at Georgia	L	0-14	1-1
22	at Georgia	L	3-13	1-2
23	at Georgia	L	6-7	1-3
27	MIDDLE TENN. STATE	W	7-5	2-3
27	MIDDLE TENN. STATE	L	3-12	2-4
28	BALL STATE	L	1-4	2-5

MARCH

2	TOLEDO	W	10-9	3-5
2	BALL STATE	W	6-4	4-5
4	W. KENTUCKY	L	7-11	4-6
5	at Indiana	L	0-7	4-7
7	vs. Kent	L	1-3	4-8
8	vs. SE Louisiana	L	7-19	4-9
9	vs. Troy State	L	14-17	4-10
11	at Eastern Kentucky	W	10-5	5-10
12	AUSTIN PEAY	W	12-6	6-10
14	at Cincinnati	W	7-6	7-10
15	at Cincinnati	W	8-5	8-10
16	at Cincinnati	W	9-8	9-10
19	at Western Kentucky	L	7-8	9-11
20	BUTLER	W	9-4	10-11
21	SAINT LOUIS	W	8-3	11-11
22	SAINT LOUIS	W	7-6	12-11
23	SAINT LOUIS	L	3-13	12-12
25	at Evansville	L	3-4	12-13
28	at Memphis	L	4-5	12-14
29	at Memphis	L	9-10	12-15
30	at Memphis	L	2-6	12-16

APRIL

2	at Tennessee Tech	W	7-5	13-16
4	(#19) HOUSTON	W	8-3	14-16
5	(#19) HOUSTON	L	6-12	14-17
6	(#19) HOUSTON	L	4-7	14-18
8	EASTERN KENTUCKY	W	12-2	15-18
9	at Austin Peay State	W	6-2	16-18
11	TULANE	W	7-6 (10)	17-18
12	TULANE	L	6-13	17-19
13	TULANE	L	15-18	17-20
15	MURRAY STATE	W	18-14	17-21
16	MOREHEAD STATE	L	3-5	18-21
18	at UAB	W	10-3	19-21
19	at UAB	L	1-12	19-22
20	at UAB	L	5-9	19-23
22	TENNESSEE TECH	L	4-12	19-24
23	KENTUCKY	W	8-7	20-24
25	SOUTHERN MISS	W	9-8	21-24
26	SOUTHERN MISS	L	1-14	21-25
29	at Morehead State	L	3-2	21-26

MAY

2	at UNC Charlotte	W	6-4	22-26
3	at UNC Charlotte	W	15-8	23-26
4	at UNC Charlotte	L	3-8	23-27
6	at Kentucky	L	11-13	23-28
9	SOUTH FLORIDA	L	9-11	23-29
10	SOUTH FLORIDA	L	11-22	23-30
11	SOUTH FLORIDA	L	0-13	23-31
13	*vs. Cincinnati	L	5-8	23-32

*at Conference USA Championship, New Orleans, La.

HOME GAMES IN CAPS. Conference games in bold. All times Eastern.



Louisville

1997 STATISTICS

BATTING

PLAYER	AVG	GP-GS	AB	R	H	2B	3B	HR	RBI	TB	SL%	BB	HBP	SO	GDP	OB%	SF	SH	SB-SBA	PO	A	E	FLD%
Bennett	.353	47-46	190	38	67	12	1	6	41	99	.521	18	2	37	4	.414	0	2	3-4	83	5	3	.967
Berger	.322	54-54	199	53	64	13	1	14	51	121	.608	48	4	51	4	.458	2	0	4-6	84	113	14	.934
Haas	.321	53-52	224	52	72	18	2	8	29	118	.527	22	5	46	3	.394	0	3	8-15	131	3	7	.950
Harper	.310	55-55	210	43	65	14	1	15	53	126	.600	29	3	47	4	.399	1	2	2-4	87	0	3	.967
Kahoalii	.305	49-49	197	40	60	7	2	0	19	71	.360	26	5	42	5	.397	1	11	3-7	60	146	14	.936
Lorenz	.289	40-22	97	27	28	6	2	3	15	47	.485	16	1	25	0	.395	0	1	1-1	199	10	3	.986
Schuster	.270	51-44	163	29	44	8	0	7	35	73	.448	28	3	40	4	.385	1	2	4-5	0	1	0	1.000
McAuley	.253	50-50	194	27	49	12	0	2	35	67	.345	17	3	34	5	.321	1	9	3-8	311	57	8	.979
Hilpp	.237	44-36	118	19	28	4	1	1	19	37	.314	12	3	27	4	.321	1	2	6-8	254	10	4	.985
McMurry	.221	51-51	154	18	34	12	2	1	15	53	.344	16	5	42	2	.311	2	5	1-2	77	111	17	.917
Ramirez	.206	30-14	63	6	13	1	0	1	12	17	.270	11	1	16	2	.333	0	0	1-4	65	3	0	1.000
Quigley	.156	20-9	32	6	5	0	0	0	1	5	.156	6	1	7	1	.308	0	0	1-1	5	13	3	.857
Jarboe	.132	25-7	38	3	5	0	0	0	3	5	.132	3	0	12	0	.195	0	1	0-0	17	28	4	.918
Williams	.000	3-0	1	0	0	0	0	0	0	0	.000	1	0	1	0	.500	0	0	0-0	0	1	0	1.000
Salmon	.000	0-0	1	0	0	0	0	0	0	0	.000	0	0	0	0	.000	0	0	0-0	6	9	3	.833
Ramirez	.000	1-0	1	0	0	0	0	0	0	0	.000	0	0	1	0	.000	0	0	0-0	0	3	4	.429
Aucella	.000	6-3	0	0	0	0	0	0	0	0	.000	0	0	0	0	.000	0	0	0-0	1	3	2	.667
Raithel	.000	2-0	0	1	0	0	0	0	0	0	.000	0	0	0	0	.000	0	0	0-0	3	6	1	.900
TOTALS	.284	51-51	1882	362	534	107	12	58	328	839	.446	253	36	428	38	.378	9	38	37-65	1393	580	96	.954
Opponents	.327	51-51	1845	401	603	135	16	73	370	989	.536	199	35	319	37	.400	11	32	62-88	1314	545	92	.953

PITCHING

Name	ERA	W-L	APP	GS	CG	SHO/CBO	SV	IP	H	R	ER	BB	SO	2B	3B	HR	BF	B/Avg	WP	HBP	BK	SFA	SHA
Schuster	0.00	0-0	1	0	0	0/0	0	0.2	0	0	0	2	0	0	0	4	.000	0	0	0	0	0	0
Snyder	3.79	4-2	17	1	0	0/0	0	40.1	44	19	17	18	21	10	0	3	177	.295	4	0	0	1	4
Stauffer	4.88	8-4	17	16	3	0/0	0	103.1	130	67	56	22	77	28	3	11	472	.385	4	11	0	0	8
Sonson	5.35	3-6	26	1	0	0/0	6	37.0	50	26	22	10	49	7	2	5	172	.357	6	1	0	2	2
Aucella	6.75	2-4	14	8	0	0/0	0	54.2	85	52	41	14	33	20	2	14	267	.386	1	5	0	2	5
Bentley	7.25	1-2	13	5	0	0/0	0	36.0	51	34	29	18	17	14	1	10	176	.347	4	2	1	1	3
Salmon	7.54	0-1	17	4	0	0/0	0	45.1	47	42	38	26	28	15	2	5	218	.294	8	7	0	4	4
Hoover	8.07	0-4	11	8	0	0/0	0	35.2	50	41	32	23	20	14	1	6	181	.336	6	2	1	0	3
Raithel	8.36	2-4	14	5	0	0/0	0	42.0	67	49	39	17	38	19	2	7	209	.406	5	3	0	3	1
Mattingly	8.39	1-4	15	5	0	0/0	1	34.1	61	45	32	18	31	15	2	7	190	.384	1	5	0	0	3
Brandon	9.00	0-0	4	0	0	0/0	0	4.0	9	5	4	3	2	3	0	3	24	.529	1	0	0	0	0
Drenth	16.20	0-0	4	0	0	0/0	0	3.1	3	7	6	8	2	1	0	0	21	.250	0	0	0	0	1
Ramirez	16.81	2-0	13	1	0	0/0	0	17.2	34	40	33	23	10	4	2	6	116	.395	1	1	1	1	2
Kruthoffer	20.25	0-0	1	0	0	0/0	0	1.1	3	3	3	0	2	0	0	2	7	.429	0	0	0	0	0
Possidento	20.70	0-1	7	1	0	0/0	0	10.0	22	23	23	10	8	3	1	6	59	.537	3	0	0	0	0
TOTALS	7.25	23-32	51	55	3	0/0	7	465.2	656	453	375	212	338	153	18	85	2293	.366	44	37	3	14	36
Opponents	5.61	28-23	51	51	5	2/1	6	438.0	491	340	273	241	402	97	12	55	2067	.282	50	36	6	9	37



Memphis

QUICK FACTS

Location: Memphis, Tenn.
 Founded: 1912
 Enrollment: 21,500
 Nickname: Tigers
 Colors: Blue and Gray
 Home Field: Nat Buring Stadium (2,000)
 Dimensions: 320 L, 380 C, 320 R
 President: Dr. V. Lane Rawlins
 FAR: Nate Essex
 Athletics Director: R.C. Johnson
 Senior Woman Administrator: Lynn Parkes

SPORTS INFORMATION

Baseball SID: Brian Zimmer
 Office Phone: 901/678-2337
 E-mail: bfzimme@msn.com
 FAX: 901/678-4134
 Zimmer at Home: 901/324-7886
 Press Box: 901/678-2862



Jeff Hopkins
Memphis State '74

Career Record: 172-113 (5)
 Record at Memphis: 172-113 (5)
 Associate Head Coach: Rob McDonald
 (Murray State '84)
 Assistants: Eric Page (Rollins '94),
 Justus Scott
 Office Phone: 901/678-2452

BASEBALL FACTS

1997 Record: 20-31
 1997 C-USA Record: 9-17
 1997 C-USA Tournament: 0-1
 1997 Postseason: None
 NCAA Appearances: 4
 NCAA Record: 8-8
 All-Time Record: 1204-764-13 (.611)
 Letterwinners Returning/Lost: 11/13
 Starters Returning/Lost: 5/4

ROSTER

No.	Name	Pos.	B/T	Ht.	Wt.	Yr.	Hometown/HS or JC
24	Nick Austein	C	R/R	5-11	165	Fr.	Memphis, Tenn./Bolton
27	Ryan Ballard	C	R/R	6-3	215	Sr.	Cordova, Tenn./Bartlett
25	Mike Barbara	OF	R/R	6-2	200	Sr.	San Jose, Calif./Willow Glenn
21	Chris Becerra	OF	L/L	5-11	195	Jr.	Boyes Hot Springs, Calif./Santa Rosa JC
12	Jeremy Beck	RHP	R/R	6-3	195	Jr.	Blytheville, Ark./Motlow State JC
41	Russ Bratton	RHP	R/R	6-6	225	Jr.	Columbia, Tenn./Columbia
44	Gabe Council	LHP	L/L	6-5	220	Fr.	Cordova, Tenn./Christian Brothers
6	Rohrk Cutchlow	C	R/R	6-1	216	Sr.	Littleport, Iowa/Kirkwood JC
8	Hiram Damwijk	SS/2B	R/R	5-11	180	Jr.	Sylmar, Calif./College of Canyons JC
7	Ben Davis	OF	R/R	5-8	180	So.	Germantown, Tenn./Christian Brothers
10	Layne Dawson	RHP	R/R	6-1	165	Fr.	Somerville, Tenn./Fayette Academy
23	Jay Fik	1B	L/L	6-5	215	Fr.	Memphis, Tenn./ Christian Brothers
28	Steve Hecker	RHP	R/R	6-3	210	Fr.	Buffalo Grove, Ill./Buffalo Grove
1	Cary Hiles	OF/RHP/R	R/R	5-10	172	Sr.	Memphis, Tenn./Jackson State CC
14	Craig Hopkins	C	R/R	5-10	205	Jr.	Memphis, Tenn./Houston
30	Craig House	OF/RHP/R	R/R	6-2	205	Jr.	Memphis, Tenn./ Christian Brothers
34	Phillip Isaacman	RHP	R/R	6-3	205	Jr.	Memphis, Tenn./Shelby State CC
31	Jonathan Leicester	3B/RHP/R	R/R	6-2	205	Fr.	Pacific Palisades, Calif./Charter
17	Jason Lovell	3B	R/R	6-1	195	Jr.	Columbia, Tenn./Columbia St. CC
36	David Messerly	1B	L/L	6-3	205	Jr.	Lakesite, Tenn./Motlow State JC
29	Mike McKnight	RHP	R/R	6-1	207	Sr.	Memphis, Tenn./Aquinas JC
5	Randy Meadows	SS	R/R	6-0	185	Sr.	Nesbit, Miss./Horn Lake
2	Sam Neely	RHP	R/R	6-0	175	Fr.	Jackson, Tenn./Northside
32	Scott Neely	OF	R/R	5-9	180	Jr.	Nashville, Tenn./Acquina JC
39	Mike Poor	1B	R/R	6-5	230	Jr.	El Segundo, Calif./LA Harbor CC
4	Nick Roberts	SS/2B	R/R	5-9	173	So.	Guston, Ky./Meade Co.
15	Josh Stewart	LHP	L/L	6-3	215	So.	Ledbetter, Ky./Livingston Central



Craig House



Cary Hiles



Memphis

1998 SCHEDULE

1997 RESULTS

1998 SCHEDULE			1997 RESULTS		
FEBRUARY			FEBRUARY		
20	EVANSVILLE	2:00p	15	SE MISSOURI STATE	W 8-3 1-0
21	EVANSVILLE	1:00p	16	SE MISSOURI STATE	W 7-5 2-0
22	EVANSVILLE	1:00p	22	BAYLOR	L 1-3 2-1
24	SOUTHEAST MISSOURI STATE	2:00p	22	BAYLOR	L 5-14 2-2
27-M1	<i>at Service Academies Classic, Millington, Tenn.</i>		23	BAYLOR	W 9-5 3-2
27	vs. Air Force	6:00p	MARCH		
28	vs. West Virginia	3:00p	5	TENNESSEE-MARTIN	W 5-3 4-2
28	vs. Mississippi	6:00p	7	vs. Iowa	W 3-1 5-2
MARCH			8	vs. Evansville	L 4-7 5-3
3	at Mississippi State	3:00p	11	(#21) MISSISSIPPI ST.	L 6-14 5-4
4	at Mississippi State	3:00p	12	(#21) MISSISSIPPI ST.	L 4-5 5-5
7	ARKANSAS- PINE BLUFF (DH)	1:00p	14	(#29) SOUTHERN MISS	L 7-10 5-6
8	ARKANSAS- PINE BLUFF	1:00p	15	(#29) SOUTHERN MISS	L 2-4 5-7
10	at UT-Martin	2:00p	16	(#29) SOUTHERN MISS	L 5-10 5-8
11	at Southeast Missouri State	2:00p	19	MIDDLE TENN. STATE	L 3-13 5-9
13	at Saint Louis	7:00p	19	MIDDLE TENN. STATE	L 0-4 5-10
14	at Saint Louis	2:00p	21	at UAB	L 0-2 5-11
15	at Saint Louis	1:00p	22	at UAB	L 2-3 5-12
17	at Arkansas State	7:00p	23	at UAB	L 1-3 5-13
18	at Murray State	2:30p	26	at Austin Peay State	W 10-5 6-13
20	at Louisville	7:00p	28	LOUISVILLE	W 5-4 7-13
21	at Louisville	1:00p	29	LOUISVILLE	W 10-9 8-13
22	at Louisville	1:00p	30	LOUISVILLE	W 6-2 9-13
24	MIDDLE TENNESSEE STATE	7:00p	APRIL		
25	MIDDLE TENNESSEE STATE	2:00p	1	ARKANSAS STATE	W 4-1 10-13
27	UNC CHARLOTTE	7:00p	2	at Murray State	L 4-12 10-14
28	UNC CHARLOTTE	1:00p	4	at UNC Charlotte	L 5-6 10-15
29	UNC CHARLOTTE	1:00p	5	at UNC Charlotte	L 4-7 10-16
31	UT-MARTIN	6:00p	8	at Mississippi	L 3-8 10-17
APRIL			9	at Arkansas State	L 2-4 10-18
1	MURRAY STATE	6:30p	12	SAINT LOUIS	W 3-2 (11) 11-18
3	at Southern Miss	6:30p	12	SAINT LOUIS	W 10-4 12-18
4	at Southern Miss	2:00p	13	SAINT LOUIS	L 9-11 12-19
5	at Southern Miss	1:00p	15	at Middle Tennessee St.	L 8-16 12-20
7	AUSTIN PEAY	6:30p	16	at Middle Tennessee St.	L 8-9 12-21
8	VANDERBILT	7:00p	18	(#16) HOUSTON	L 2-9 12-22
10	SOUTH FLORIDA	7:00p	19	(#16) HOUSTON	L 5-7 12-23
11	SOUTH FLORIDA	1:00p	20	(#16) HOUSTON	W 8-2 13-23
12	SOUTH FLORIDA	1:00p	23	at SE Missouri State	W 5-2 14-23
14	at Middle Tennessee State	7:00p	23	at SE Missouri State	L 0-3 14-24
15	at Middle Tennessee State	3:00p	25	at South Florida	L 2-3 14-25
17	TULANE	7:00p	26	at South Florida	L 5-8 14-26
18	TULANE	1:00p	27	at South Florida	L 8-12 14-27
19	TULANE	1:00p	29	AUSTIN PEAY STATE	W 6-4 15-27
21	MISSISSIPPI	7:00p	30	MURRAY STATE	W 8-4 16-27
22	at Austin Peay	6:30p	MAY		
24	at Cincinnati	6:00p	2	CINCINNATI	L 3-5 16-28
25	at Cincinnati	1:00p	3	CINCINNATI	W 12-0 17-28
26	at Cincinnati	1:00p	4	CINCINNATI	W 12-6 18-28
28	at Mississippi	7:00p	6	VANDERBILT	W 6-4 19-28
MAY			9	at Tulane	L 1-7 19-29
1	UAB	2:00p	10	at Tulane	L 3-9 19-30
2	UAB	1:00p	11	at Tulane	W 8-6 20-30
3	UAB	1:00p	13	*vs. Saint Louis	L 2-9 20-31
6	ARKANSAS STATE	7:00p			
8	at Houston	7:00p			
9	at Houston	7:00p			
10	at Houston	1:00p			
12-17	at Conference USA Championship New Orleans, La.				

HOME GAMES IN CAPS. Conference games in bold. All times Central.

*at Conference USA Championship, New Orleans, La.



Memphis

1997 STATISTICS

BATTING

PLAYER	AVG	GP-GS	AB	R	H	2B	3B	HR	RBI	TB	SL%	BB	HBP	SO	GDP	OB%	SF	SH	SB-SBA	PO	A	E	FLD%
House	.363	49-49	182	43	66	7	3	4	28	91	.500	13	17	25	4	.451	1	3	13-14	67	9	6	.927
Hiles	.344	33-4	32	5	11	2	0	0	2	13	.406	3	0	6	1	.400	0	0	3-3	18	10	2	.933
Bender	.309	49-48	181	28	56	12	0	5	36	83	.459	25	5	37	4	.406	1	1	3-5	451	38	7	.986
Tompkins	.305	48-45	167	25	51	9	2	3	31	73	.437	21	1	55	4	.378	4	0	4-7	41	28	7	.908
Miller	.292	47-47	171	35	50	12	1	2	13	70	.409	16	15	37	1	.397	2	7	4-6	34	2	1	.973
Barbara	.273	44-43	154	20	42	7	0	0	20	49	.318	13	4	42	4	.343	1	1	4-6	52	1	0	1.000
Jones	.272	50-48	191	30	52	11	0	0	20	63	.330	18	8	35	4	.358	1	3	19-23	51	129	15	.923
Meadows	.269	48-46	167	19	45	11	0	0	16	56	.335	9	3	31	3	.313	3	4	5-7	75	144	5	.978
Cutchlow	.253	32-22	83	9	21	6	2	1	13	34	.410	3	2	16	4	.292	1	2	2-2	169	21	6	.969
Barassi	.233	38-37	129	19	30	9	0	1	17	42	.326	20	2	17	4	.340	2	3	0-1	28	61	5	.947
Ballard	.229	35-32	109	11	25	6	0	2	13	37	.339	7	5	27	6	.306	0	1	1-2	237	18	1	.996
Holley	.222	7-3	9	1	2	1	0	0	0	3	.333	2	0	3	0	.364	0	0	0-0	23	3	0	1.000
Crutcher	.182	22-12	44	4	8	2	0	0	3	10	.227	8	1	13	0	.321	0	2	0-0	17	2	3	.864
Roberts	.164	31-22	73	9	12	0	0	0	7	12	.164	6	0	20	2	.222	2	2	4-5	18	47	7	.903
Jenkins	.000	9-1	6	1	0	0	0	0	0	0	.000	0	0	4	0	.000	0	0	0-0	5	0	1	.833
TOTALS	.277	51-51	1698	259	471	95	8	18	219	636	.375	164	63	368	41	.359	18	29	62-81	1307	563	76	.961
Opponents	.263	51-51	1668	310	439	99	9	33	271	655	.393	231	44	405	32	.364	17	18	68-94	1311	578	86	.956

PITCHING

Name	ERA	W-L	APP	GS	CG	SHO/CBO	SV	IP	H	R	ER	BB	SO	2B	3B	HR	BF	B/Avg	WP	HBP	BK	SFA	SHA
Black	2.13	2-0	6	0	0	0/0	0	12.2	9	3	3	5	6	2	0	1	52	.196	0	1	0	0	0
Harville	2.66	5-6	17	12	7	1/0	1	101.2	71	48	30	49	136	17	5	2	432	.192	9	11	5	0	2
Tompkins	4.04	0-4	14	4	0	0/0	1	42.1	34	23	19	13	27	4	0	6	174	.215	7	3	1	0	0
House	4.09	2-4	18	6	0	0/0	5	50.2	39	28	23	23	54	9	0	7	213	.214	3	3	0	1	4
Hiles	4.32	1-2	17	0	0	0/0	1	33.1	39	22	16	17	35	12	1	2	152	.300	3	2	0	1	2
McKnight	5.04	2-0	20	0	0	0/0	2	44.2	51	30	25	10	36	11	1	2	198	.293	4	5	0	6	3
Bratton	6.18	4-9	15	14	1	0/0	0	62.2	83	51	43	30	52	18	0	5	297	.324	9	5	1	3	3
Erwin	6.94	3-4	17	8	1	0/0	0	48.0	53	43	37	35	35	11	0	6	237	.280	6	9	2	3	1
Stewart	7.04	0-2	4	4	0	0/0	0	7.2	10	9	6	11	3	4	0	1	43	.323	3	0	0	1	0
Crutcher	9.53	1-0	5	0	0	0/0	0	5.2	9	7	6	2	8	5	0	0	28	.375	0	0	0	1	1
Ochs	11.88	0-0	10	2	0	0/0	0	16.2	26	26	22	16	6	5	1	1	88	.388	4	3	0	0	2
McKibben	15.83	0-0	5	1	0	0/0	0	9.2	15	20	17	20	7	1	1	0	65	.357	6	2	2	1	0
TOTALS	5.10	20-31	51	51	9	1/0	10	435.2	439	310	247	231	405	99	9	33	1979	.263	54	44	11	17	18
Opponents	4.22	31-20	51	51	5	3/2	12	437.0	471	259	205	164	368	95	8	18	1972	.277	53	63	5	18	29



UNC Charlotte

QUICK FACTS

Location: Charlotte, N.C.
 Founded: 1946
 Enrollment: 15,895
 Nickname: 49ers
 Colors: Green and White
 Home Field: Tom & Lib Phillips Field (2,000)
 Dimensions: 335 L, 390 C, 335 R
 Chancellor: Dr. J. H. Woodward
 FAR: Dr. David Goldfield
 Athletics Director: Judy Rose
 SWA: Kim Whitestone

SPORTS INFORMATION

Baseball SID: James McCoy
 Office Phone: 704/510-6313
 E-mail: jfmccoy@email.uncc.edu
 FAX: 704/547-4918
 McCoy at Home: 704/503-3266
 Press Box: 704/547-3148



Loren Hibbs
Wichita State '84



Career Record: 152-134-1 (5)
 Record at UNCC: 152-134-1 (5)
 Assistants: Matt Criss (Wichita St. '93),
 Jay Matthews (N. Carolina '85),
 Mike Shildt (UNC-Asheville '91)
 Office Phone: 704/547-3935

BASEBALL FACTS

1997 Record: 30-26-1
 1997 C-USA Record: 14-12
 1997 C-USA Tournament: 3-2
 1997 Postseason: None
 NCAA Appearances: 1
 NCAA Record: 0-2
 All-Time Record: 512-494-4 (.509)
 Letterwinners Returning/Lost: 20/9
 Starters Returning/Lost: 9/4

ROSTER

No.	Name	Pos.	B/T	Ht.	Wt.	Yr.	Hometown/HS or JC
31	Ryan Baker	P	R/R	6-0	195	So.	Linthicum, Md./Mount Saint Joseph's
32	Josh Cuthbertson	OF	R/R	6-0	200	So.	Charlotte, N.C./Independence
10	Dan DeCola	C/OF	R/R	6-2	185	Fr.	Chicora, Pa./Karns City
2	Vinnie Diaco	OF	R/R	5-11	185	Sr.	Cornelius, N.C./North Mecklenburg
29	Dan Donnack	P	R/R	6-2	190	Jr.	Waldorf, Md./LaPlata High
18	Brannon Hamby	P	R/R	6-2	180	Fr.	Icard, N.C./East Burke
11	Joey Hammond	SS	R/R	6-0	185	Jr.	Frederick, Md./Thomas Johnson
44	Jamie Haywood	1B/3B	R/R	6-2	220	Sr.	Charlotte, N.C./Spartanburg Meth.
7	Jason Hill	1B	L/L	6-2	200	Jr.	Charlotte, N.C./Campbell JC
3	Kevin Hill	OF	R/R	5-11	175	Fr.	Charlotte, N.C./West Charlotte
9	Thomas Hopkins	OF	L/R	6-0	190	So.	Charlotte, N.C./West Charlotte
24	James Matan	OF/1B	R/R	6-3	230	Sr.	Kensington, Md./Montgomery JC
14	John McKay	P	R/R	6-3	190	So.	Baltimore, Md./Calvert Hall
21	David Miller	P	R/R	6-4	215	Jr.	Mt. Pleasant, N.C./Mt. Pleasant
13	Bo Murray	P	L/L	6-2	190	Jr.	Chevy Chase, Md./Gonzaga Coll. High
20	Tim Nalls	INF	L/R	6-1	180	Fr.	Tampa, Fla./Tampa Jesuit
34	Jacob Noble	P	R/R	6-2	190	So.	Norwood, N.C./South Stanly
23	Gerald Parr	2B	S/R	6-0	175	Sr.	Greensboro, N.C./Virginia Tech
22	Paul Poplin	P	R/R	6-0	180	So.	Norwood, N.C./South Stanly
16	Victor Puentes	OF	R/R	5-8	150	Fr.	Stafford, Va./North Stafford
30	Jeff Radziewicz	OF/1B	L/L	6-3	220	Fr.	Easton, Md./Easton
25	Adam Reikowski	P	R/R	6-6	225	Jr.	Charlotte, N.C./Providence
4	Bo Robinson	3B/1B	R/R	6-1	195	Sr.	Charlotte, N.C./South Mecklenburg
6	Eric Shanks	INF	R/R	5-11	165	Fr.	Charlotte, N.C./West Charlotte
19	Ryan Sharp	P	R/R	6-2	190	So.	Salisbury, N.C./North Rowan
17	Brett Snotherly	OF	L/R	5-9	165	Fr.	Asheboro, N.C./Asheboro
35	Kirby Southerland	C	R/R	6-3	220	So.	Mt. Olive, N.C./Southern Wayne
12	Jason Stanford	P	L/L	6-1	180	Jr.	Tucson, Ariz./Barton JC
26	Brion Treadway	P	R/R	6-3	190	Fr.	Oxford, Ohio/Badin
38	John Whittington	P	R/R	6-0	185	Jr.	Upper Marlboro, Md./Riverdale Baptist



Joey Hammond



Ryan Baker



UNC Charlotte

1998 SCHEDULE

FEBRUARY

7	MOREHEAD STATE	12:00p
8	MOREHEAD STATE (DH)	12:00p
14	PENN STATE (DH)	12:00p
15	PENN STATE	1:00p
18	at Davidson	3:00p
20	at Auburn	4:00p
21	at Auburn	3:00p
22	at Auburn	2:30p
28	HOWARD	1:00p

MARCH

1	HOWARD	1:00p
3	at Georgia Tech	4:00p
6	WILLIAM & MARY	6:00p
7	WILLIAM & MARY	1:00p
8	WILLIAM & MARY	1:00p
9	MARSHALL	1:00p
11	at Wofford	3:00p
13	UAB	6:00p
14	UAB	1:00p
15	UAB	1:00p
18	BELMONT (Tenn.)	6:00p
20	at Tulane	7:30p
21	at Tulane	3:00p
22	at Tulane	2:00p
24	at Wake Forest	3:00p
25	NORTH CAROLINA A&T	6:00p
27	at Memphis	8:00p
28	at Memphis	2:00p
29	at Memphis	2:00p
31	CHARLESTON SOUTHERN	6:00p

APRIL

1	CHARLESTON SOUTHERN	6:00p
3	HOUSTON	6:00p
4	HOUSTON	1:00p
5	HOUSTON	1:00p
7	WOFFORD	6:00p
8	COLLEGE OF CHARLESTON	6:00p
10	SOUTHERN MISS	6:00p
11	SOUTHERN MISS	1:00p
12	SOUTHERN MISS	1:00p
14	OLD DOMINION	6:00p
15	OLD DOMINION	3:00p
17	SAINT LOUIS	6:00p
18	SAINT LOUIS	1:00p
19	SAINT LOUIS	1:00p
22	DAVIDSON	6:00p
24	at South Florida	7:00p
25	at South Florida	1:00p
26	at South Florida	1:00p
29	Wake Forest	6:00p

MAY

1	at Louisville	7:00p
2	at Louisville	1:00p
3	at Louisville	1:00p
7	CINCINNATI	6:00p
8	CINCINNATI	6:00p
9	CINCINNATI	6:00p
12-17	at Conference USA Championship New Orleans, La.	

1997 RESULTS

FEBRUARY

8	HOWARD	W	17-3	1-0
9	HOWARD	W	13-4	2-0
10	HOWARD	W	14-3	3-0
15	at Charleston So.	L	0-6	3-1
15	vs. North Carolina St.	L	5-9	3-2
16	at Charleston So.	W	7-2	4-2
22	GEORGIA STATE	W	5-3	5-2
22	GEORGIA STATE	L	6-8	5-3
23	GEORGIA STATE	L	2-11	5-4

MARCH

4	GREENSBORO COLL.	W	8-0	6-4
6	at Coll. of Charleston	W	10-8	7-4
8	CONNECTICUT	L	4-11	7-5
8	CONNECTICUT	L	3-6	7-6
9	CONNECTICUT	L	0-8	7-7
10	YALE	W	12-6	8-7
15	(#20) TULANE	W	20-5	9-7
15	(#20) TULANE	W	5-3	10-7
16	(#20) TULANE	L	4-13	10-8
18	at Davidson	L	9-12	10-9
21	at Cincinnati	L	9-15	10-10
22	at Cincinnati	L	1-3	10-11
23	at Cincinnati	W	12-5	11-11
25	at Old Dominion	L	9-10 (11)	11-12
26	at Old Dominion	W	4-0	12-12
28	at UAB	L	4-6	12-13
29	at UAB	W	6-5	13-13
30	at UAB	W	7-1	14-13

APRIL

1	DAVIDSON	W	9-10 (11)	15-13
3	PFEIFFER	W	7-6	16-13
4	MEMPHIS	W	6-5	17-13
5	MEMPHIS	W	7-4	18-13
8	at Wake Forest	L	7-13	18-14
12	at (#17) Houston	L	3-7	18-15
12	at (#17) Houston	L	1-12	18-16
13	at (#17) Houston	L	4-5	18-17
15	BELMONT ABBEY	W	6-2	19-17
16	WAKE FOREST	L	5-11	19-18
18	SOUTH FLORIDA	W	6-1	20-18
19	SOUTH FLORIDA	W	7-2	21-18
20	SOUTH FLORIDA	W	5-4	22-18
22	at Winthrop	T	0-0	22-18-1
25	at Saint Louis	W	5-3	23-18-1
26	at Saint Louis	L	6-7	23-19-1
27	at Saint Louis	W	12-6	24-19-1
29	CHARLESTON SO.	W	15-4	25-19-1

MAY

2	LOUISVILLE	L	4-6	25-20-1
3	LOUISVILLE	L	8-15	25-21-1
4	LOUISVILLE	W	8-3	26-21-1
7	WINTHROP	L	2-6	26-22-1
9	at Southern Miss	L	1-9	26-23-1
10	at Southern Miss	L	6-7	26-24-1
11	at Southern Miss	W	14-9	27-24-1
14	*vs. Southern Miss	W	14-9	28-24-1
15	*at Tulane	W	8-6	29-24-1
17	*at Tulane	L	4-13	29-25-1
17	*at Tulane	W	9-2	30-25-1
18	*vs. Houston	L	7-22	30-26-1

*at Conference USA Championship, New Orleans, La.

HOME GAMES IN CAPS. Conference games in bold. All times Eastern.



UNC Charlotte

1997 STATISTICS

BATTING

PLAYER	AVG	GP-GS	AB	R	H	2B	3B	HR	RBI	TB	SL%	BB	HBP	SO	GDP	OB%	SF	SH	SB-SBA	PO	A	E	FLD%
Robinson	.395	57-56	228	54	90	29	4	7	53	148	.649	19	3	25	5	.441	4	0	6-7	40	114	21	.880
Matan	.351	57-57	225	48	79	19	1	11	57	133	.591	19	9	32	7	.416	4	0	3-3	21	5	0	1.000
Rhodes	.330	57-57	221	49	73	17	1	3	22	101	.457	26	0	35	4	.399	1	0	21-28	95	7	8	.927
Diaci	.329	42-33	146	21	48	5	1	0	13	55	.377	10	1	23	2	.373	1	0	12-17	86	1	1	.989
Hill	.307	55-54	212	33	65	17	0	4	41	94	.443	19	1	46	2	.363	2	0	3-8	490	29	7	.987
Hammond	.300	57-57	237	54	71	7	4	0	40	86	.363	33	1	37	6	.382	4	1	11-14	87	169	17	.938
Coleman	.298	39-9	47	7	14	1	0	0	8	15	.319	8	1	9	0	.411	0	0	2-6	35	1	1	.973
Anderson	.290	57-56	210	41	61	13	2	4	47	90	.429	30	9	42	4	.398	2	1	8-10	87	1	2	.978
Parr	.247	56-56	170	42	42	6	0	0	25	48	.282	45	1	47	4	.404	2	12	23-25	119	156	12	.958
Hopkins	.205	29-19	73	7	15	1	1	0	9	18	.247	4	1	14	0	.256	0	0	3-3	18	0	1	.947
Junghans	.186	37-30	97	18	18	0	0	2	13	24	.247	22	0	39	2	.333	1	3	6-8	167	23	6	.969
Southerland	.167	34-27	90	12	15	2	0	5	15	32	.356	16	3	25	1	.309	1	3	2-2	204	25	4	.983
Norwood	.083	20-0	12	4	1	0	0	0	0	1	.083	4	2	3	0	.389	0	0	0-0	4	0	0	1.000
Haywood	.063	16-2	16	3	1	0	0	0	1	1	.063	4	1	7	0	.286	0	0	0-0	14	9	3	.885
Cuthbertson	.000	7-0	5	0	0	0	0	0	0	0	.000	2	0	3	0	.286	0	0	0-0	0	0	0	.000
Kunicki	.000	1-0	1	0	0	0	0	0	0	0	.000	0	0	0	0	.000	0	0	0-0	0	0	0	.000
Boles	.000	1-0	0	0	0	0	0	0	0	0	.000	0	0	0	0	.000	0	0	0-0	0	0	0	.000
TOTALS	.298	57-57	1990	393	593	117	14	36	344	846	.425	261	33	387	37	.385	22	20	100-131	1498	624	94	.958
Opponents	.273	57-57	1952	374	533	117	8	60	339	846	.433	274	55	368	46	.375	20	35	53-78	1483	658	102	.955

PITCHING

Name	ERA	W-L	APP	GS	CG	SHO/CBO	SV	IP	H	R	ER	BB	SO	2B	3B	HR	BF	B/Avg	WP	HBP	BK	SFA	SHA
Murray	0.00	0-0	1	0	0	0/0	0	1.1	0	0	0	2	1	0	0	0	7	.000	0	1	0	0	0
Sharp	4.15	0-0	5	0	0	0/0	0	4.1	7	2	2	2	1	3	0	0	22	.350	2	0	0	0	0
McKay	4.74	5-6	20	6	2	0/1	3	74.0	72	48	39	44	85	15	1	11	343	.247	9	2	0	0	0
Player	4.85	10-5	16	16	6	1/1	0	111.1	110	76	60	49	79	24	2	10	507	.252	10	9	0	1	4
Donnick	5.00	6-3	23	9	2	1/0	1	81.0	96	51	45	32	49	23	3	7	372	.296	2	7	3	5	8
Baker	5.01	4-4	21	11	1	0/1	2	88.0	93	61	49	45	58	17	0	14	406	.269	8	9	1	4	5
Lopez	5.33	0-1	16	1	0	0/0	0	27.0	39	20	16	6	23	7	0	3	124	.351	4	3	0	0	6
Kelly	6.43	0-1	8	0	0	0/0	0	14.0	14	17	10	12	2	2	0	3	69	.269	1	3	0	3	1
Shuford	7.01	2-4	9	8	1	0/0	1	43.2	46	41	34	30	38	12	1	6	205	.280	4	5	0	2	0
Whitting	7.36	2-0	12	1	0	0/0	0	22.0	24	21	18	16	11	5	0	3	105	.293	4	2	0	2	4
Miller	7.40	1-2	5	5	0	0/0	0	20.2	19	19	17	20	12	6	0	1	103	.264	8	7	1	1	4
Noble	9.00	0-0	2	0	0	0/0	0	3.0	3	5	3	3	1	1	0	1	16	.231	0	0	2	1	3
Reikowski	12.00	0-0	8	0	0	0/0	0	9.0	10	13	12	13	8	2	1	1	57	.278	4	7	0	0	0
TOTALS	5.50	30-26	57	57	12	3/1	7	499.1	533	374	305	274	368	117	8	60	2336	.273	56	55	0	1	0
Opponents	5.49	26-30	57	57	9	3/2	10	494.2	593	393	302	261	387	117	14	36	2326	.298	63	33	7	20	35
																					7	22	20




Saint Louis

QUICK FACTS

Location: St. Louis, Mo.
 Founded: 1818
 Enrollment: 11,001
 Nickname: Billikens
 Colors: Blue and White
 Home Field: Billiken Sports Center (1,000)
 Dimensions: 330 L, 395 C, 330 R
 President: Lawrence Biondi, SJ
 FAR: Dr. Michael Ross
 Athletics Director: Doug Woolard
 Sr. Woman Administrator: Lori Flanagan

SPORTS INFORMATION

Baseball SID: Chris Cook
 Office Phone: 314/977-3462
 E-mail: cookc@wpogate.slu.edu
 FAX: 314/977-7193
 Cook at Home: 314/916-0601
 Press Box: 314/977-3650



Bob Hughes
SIU-Edwardsville '75



Career Record: 177-282-1 (9)
 Record at Saint Louis: 177-282-1 (9)
 Assistants: Dan Nicholson, Frank Mormino, Mark Valle
 Office Phone: 314/977-3172

BASEBALL FACTS

1997 Record: 21-30
 1997 C-USA Record: 8-19
 1997 C-USA Tournament: 1-2
 1997 Postseason: None
 NCAA Appearances: 1
 NCAA Record: 3-2
 All-Time Record: n/a
 Letterwinners Returning/Lost: 16/8
 Starters Returning/Lost: 4/5

ROSTER

No.	Name	Pos.	B/T	Ht.	Wt.	Yr.	Hometown/HS or JC
29	Brett Bredensteiner	OF	R/R	6-1	190	Sr.	St. Charles, Mo./Duchesne
4	Mark Campbell	P/OF	L/L	5-10	170	Jr.	Chesterfield, Mo./Parkway Central
-	Eric Constable	OF	R/R	5-10	165	Fr.	Chesterfield, Mo./Marquette
51	Nick Crocker	P/OF	L/L	6-2	200	So.	Carlyle, Ill./Carlyle
3	Tim Diebold	P	R/R	5-11	165	Sr.	St. Louis, Mo./Meramec CC
-	Dustin Deschamp	C	L/R	6-2	195	Fr.	Chesterfield, Mo./Marquette
37	Drew Graefe	P	R/R	6-1	200	Jr.	Chesterfield, Mo./Parkway West
11	Brian Haddock	1B	L/L	5-10	170	So.	St. Louis, Mo./SLUH
-	Jeremiah Harrington	P	R/R	6-4	190	Fr.	Los Angeles, Calif./Palasades
1	Shawn Hellman	SS	S/R	5-10	155	So.	High Ridge, Mo./John F. Kennedy
-	Brad Henry	P/OF	L/L	6-2	205	Fr.	Mt. Sterling, Ill./Brown County
23	Ryan Hirsch	SS	S/R	6-0	170	Sr.	Chesterfield, Mo./Parkway West
-	Richard Husky	OF	R/R	6-0	195	Fr.	Herculaneum, Mo./Herculaneum
22	Kevin Leighton	C	R/R	6-4	210	Sr.	King of Prussia, Pa./Archbishop Carroll
-	Sean Lewis	IF	R/R	6-0	180	Jr.	St. Peters, Mo.
25	Ryan Mason	3B	R/R	6-0	185	So.	Manchester, Mo./SLUH
-	John McLaughlin	OF	R/R	6-0	185	Fr.	Glencoe, Mo./Eureka
16	Ben Nelson	IF	R/R	6-3	205	Jr.	St. Louis, Mo./Lutheran North
26	Ross Noecker	P	R/R	6-0	180	Jr.	St. Louis, Mo./SLUH
-	Mike Orrico	IF	L/L	6-0	190	Fr.	Boca Raton, Fla./Olympic Heights
15	Michael Portell	1B	R/R	6-0	170	Sr.	Festus, Mo./Jefferson College
-	Mike Rieke	P	R/R	6-0	170	Fr.	Kansas City, Mo./Rockhurst
-	Matt Rielly	P	R/R	5-10	175	So.	Ballwin, Mo./Lafayette
31	Michael Schaeffer	P	L/L	6-2	210	Sr.	Ballwin, Mo./Meramec CC
34	Jason Schlautman	IF	R/R	6-1	195	So.	Chesterfield, Mo./DeSmet
24	Adam Shea	C	S/R	6-1	200	So.	Chesterfield, Mo./DeSmet
-	Brandon Shockley	IF	L/R	6-1	165	Fr.	Chesterfield, Mo./Parkway Central
-	Daniel Shouse	P	L/L	6-3	200	Fr.	Ballwin, Mo./Lafayette
41	Jason Stanfield	P	R/R	6-1	197	Sr.	Hillsboro, Mo./Jefferson College
-	Nick Steiner	IF	R/R	5-11	175	Fr.	Chesterfield, Mo./Parkway Central
21	Jeff Stopper	P	R/R	6-0	170	So.	Clayton, N.Y./Thousand Islands
14	Roy Tippett	P	R/R	6-1	185	Sr.	Milstadt, Ill./Belleville West
-	Philip Winter	OF	L/R	6-0	175	Fr.	Manchester, Mo./SLUH
7	Jason Wood	OF	R/R	6-0	170	Jr.	Granite City, Ill./Granite City
9	Matt Wunderlich	C	R/R	5-10	160	Jr.	St. Louis, Mo./SLUH



Kevin Leighton



Brett Bredensteiner



Saint Louis

1998 SCHEDULE

1997 RESULTS

FEBRUARY

21	at Oral Roberts (DH)	TBA
22	at Oral Roberts	TBA
28	at Arkansas-Little Rock (DH)	TBA

MARCH

1	at Arkansas-Little Rock	TBA
3	at Indiana State	2:00p
4	BRADLEY	2:00p
5	WESTERN ILLINOIS	2:00p
7	NORTHEASTERN ILLINOIS (DH)	Noon
8	NORTHEASTERN ILLINOIS (DH)	Noon
11	at UT Martin	2:00p
12	at Arkansas State	3:00p
13	MEMPHIS	7:00p
14	MEMPHIS	2:00p
15	MEMPHIS	1:00p
17	EASTERN KENTUCKY	3:00p
18	EASTERN KENTUCKY	3:00p
20	at Cincinnati	5:00p
21	at Cincinnati	Noon
22	at Cincinnati	Noon
24	at Southwest Missouri State	3:00p
25	MISSOURI	7:00p
27	HOUSTON	7:00p
28	HOUSTON	2:00p
29	HOUSTON	1:00p
31	EASTERN ILLINOIS	3:00p

APRIL

1	at Southern Illinois	2:00p
3	at South Florida	6:00p
4	at South Florida	1:00p
5	at South Florida	Noon
8	at Missouri	7:00p
10	UAB	7:00p
11	UAB	2:00p
12	UAB	1:00p
14	at Eastern Illinois	3:00p
15	SOUTHEAST MISSOURI STATE	6:00p
17	at UNC Charlotte	5:00p
18	at UNC Charlotte	Noon
19	at UNC Charlotte	Noon
21	at Southeast Missouri State	6:00p
22	UT MARTIN	4:00p
24	SOUTHERN MISSISSIPPI	7:00p
25	SOUTHERN MISSISSIPPI	2:00p
26	SOUTHERN MISSISSIPPI	1:00p
28	at Bradley	5:30p
29	SOUTHWEST MISSOURI STATE	3:00p

MAY

1	at Tulane	7:00p
2	at Tulane	2:00p
3	at Tulane	1:00p
8	LOUISVILLE	7:00p
9	LOUISVILLE	2:00p
10	LOUISVILLE	1:00p
12-17	at Conference USA Championship New Orleans, La.	

MARCH

5	BRADLEY	W	8-4	1-0
8	NE ILLINOIS	W	10-4	2-0
8	NE ILLINOIS	W	4-0	3-0
9	NE ILLINOIS	L	3-7	3-1
9	NE ILLINOIS	W	14-6	4-1
11	vs. Texas Southern	W	11-2	5-1
14	at Houston	L	5-7	5-2
15	at Houston	L	3-4	5-3
16	at Houston	L	6-11	5-4
18	at Missouri	L	6-23	5-5
20	WESTERN ILLINOIS	W	14-7	6-5
21	at Louisville	L	3-8	6-6
22	at Louisville	L	6-7	6-7
23	at Louisville	W	13-3	7-7
25	at SE Missouri St.	L	8-19	7-8
26	TENNESSEE-MARTIN	W	7-3	8-8
28	CINCINNATI	W	14-5	9-8
29	CINCINNATI	W	9-2	10-8
30	CINCINNATI	L	10-14	10-9

APRIL

1	at SW Missouri State	L	4-5	10-10
2	MISSOURI	L	9-17	10-11
5	(#21) SOUTH FLORIDA	W	10-6	11-11
5	(#21) SOUTH FLORIDA	W	1-0	12-11
6	(#21) SOUTH FLORIDA	L	5-21	12-12
8	at Tennessee-Martin	W	17-7	13-12
9	SE MISSOURI STATE	W	9-3	14-12
12	at Memphis	L	2-3 (11)	14-13
12	at Memphis	L	4-10	14-14
13	at Memphis	W	11-9	15-14
15	HARRIS-STOWE	W	4-2	16-14
16	SE MISSOURI STATE	L	12-17	16-15
18	at (#25) Southern Miss	L	4-19	16-16
19	at (#25) Southern Miss	W	15-8	17-16
20	at (#25) Southern Miss	L	1-7	17-17
22	EASTERN ILLINOIS	L	2-12	17-18
23	SOUTHERN ILLINOIS	L	7-22	17-19
25	UNC CHARLOTTE	L	3-5	17-20
26	UNC CHARLOTTE	W	7-6	18-20
27	UNC CHARLOTTE	L	6-12	18-21
29	at Eastern Illinois	W	7-3	19-21
30	INDIANA STATE	L	4-24	19-22

MAY

1	BRADLEY	W	11-10	20-22
3	(#23) TULANE	L	0-7	20-23
3	(#23) TULANE	L	5-7	20-24
4	(#23) TULANE	L	9-13	20-25
9	at UAB	L	4-6	20-26
10	at UAB	L	4-5	20-27
11	at UAB	L	6-11	20-28
13	*vs. Memphis	W	9-2	21-28
14	*vs. Houston	L	4-13	21-29
15	*vs. UAB	L	2-6	21-30

HOME GAMES IN CAPS. Conference games in bold. All times Central.

*at Conference USA Championship, New Orleans, La.



Saint Louis

1997 STATISTICS

BATTING

PLAYER	AVG	GP-GS	AB	R	H	2B	3B	HR	RBI	TB	SL%	BB	HBP	SO	GDP	OB%	SF	SH	SB-SBA	PO	A	E	FLD%
Mason	.500	5-0	4	2	2	0	0	0	0	2	.500	1	0	1	0	.600	0	0	0-0	0	1	1	.500
Nelson	.474	23-5	19	3	9	4	0	0	5	13	.684	1	1	5	0	.524	0	0	1-2	4	13	0	1.000
Leighton	.377	26-23	77	16	29	5	0	2	18	40	.519	7	5	7	0	.456	1	3	0-0	104	17	1	.992
Cissell	.361	36-36	147	43	53	8	4	6	23	87	.592	21	4	35	0	.453	0	1	19-21	55	4	0	1.000
Bredenstemer	.356	50-50	202	51	72	12	6	18	63	150	.743	25	2	37	0	.432	0	1	6-6	91	4	6	.941
Gabris	.348	50-50	187	48	65	15	0	11	56	113	.604	35	7	30	0	.461	3	2	3-7	52	121	20	.896
Hirsch	.319	50-49	166	31	53	7	0	4	23	72	.434	28	4	33	0	.427	1	1	4-8	73	159	19	.924
Hausladen	.319	51-51	185	34	59	10	0	11	38	102	.551	32	5	48	0	.430	1	0	2-2	452	26	13	.974
Campbell	.283	41-38	138	25	39	4	0	0	12	43	.312	15	0	31	0	.353	0	3	5-8	106	1	1	.991
Koettker	.271	50-50	203	35	55	11	0	2	31	72	.355	28	1	33	0	.359	2	11	12-15	103	147	8	.969
Crocker	.263	33-23	95	14	25	5	1	2	13	38	.400	6	1	22	0	.314	0	3	2-2	5	4	0	1.000
Hellman	.250	13-1	16	2	4	0	0	0	0	4	.250	1	0	5	0	.294	0	1	0-0	6	8	1	.933
Weckherlin	.244	34-22	90	16	22	5	1	2	14	35	.389	12	0	24	0	.330	1	1	3-4	10	0	0	1.000
Pheney	.206	26-15	63	8	13	1	0	0	4	14	.222	3	0	14	0	.242	0	2	2-2	31	0	0	1.000
Wunderlich	.204	18-17	54	9	11	2	0	4	9	25	.463	7	0	18	0	.290	1	4	0-0	89	12	1	.990
Shea	.194	25-17	72	6	14	1	0	1	7	18	.250	5	1	16	0	.256	0	0	0-2	74	7	2	.976
Wood	.182	27-14	66	8	12	4	0	0	6	16	.242	7	1	23	0	.270	0	0	0-0	33	1	2	.944
Haddock	.000	10-0	8	1	0	0	0	0	1	0	.000	2	0	5	0	.200	0	0	0-0	9	1	0	1.000
Dust	.000	1-0	1	0	0	0	0	0	0	0	.000	0	0	1	0	.000	0	0	0-0	0	0	0	.000
Schlautman	.000	1-0	0	0	0	0	0	0	0	0	.000	1	0	0	0	1.000	0	0	0-0	0	0	0	.000
TOTALS	.299	51-51	1793	352	537	94	12	63	323	844	.471	237	32	388	0	.389	10	33	59-79	1317	588	90	.960
Opponents	.331	51-51	1874	434	621	127	17	68	402	986	.526	243	53	249	0	.421	9	25	80-99	1325	577	75	.962

PITCHING

Name	ERA	W-L	APP	GS	CG	SHO/CBO	SV	IP	H	R	ER	BB	SO	2B	3B	HR	BF	B/Avg	WP	HBP	BK	SFA	SHA
Graefe	4.73	2-1	18	4	1	0/0	1	45.2	60	28	24	18	27	13	0	4	211	.324	1	6	0	1	1
Nelson	5.29	3-4	17	1	0	0/0	2	49.1	61	37	29	27	24	9	2	5	242	.302	5	9	0	0	4
Schaeffer	5.53	2-8	14	12	3	1/0	0	68.1	84	53	42	40	53	14	2	9	328	.301	4	5	1	1	3
Pheney	5.79	0-0	4	0	0	0/0	0	4.2	8	3	3	5	7	1	0	0	28	.364	2	1	0	0	0
Crocker	7.52	1-0	8	1	0	0/0	0	20.1	38	20	17	7	6	9	1	3	105	.396	3	1	1	1	0
Portell	8.11	3-7	15	9	1	1/0	1	64.1	98	70	58	19	37	19	2	9	324	.339	5	11	3	0	5
Stanfield	8.22	3-4	15	6	0	0/0	0	46.0	62	53	42	33	20	13	2	9	240	.312	9	6	0	1	1
Diebold	8.71	3-4	10	9	1	0/0	0	41.1	60	44	40	18	21	8	4	10	202	.341	2	2	0	2	4
Noecker	8.87	3-0	14	6	0	0/0	0	47.2	72	52	47	21	20	19	0	14	234	.350	8	3	0	1	3
Keller	9.20	1-2	17	3	0	0/0	0	29.1	37	34	30	31	18	11	2	2	155	.319	12	5	0	0	3
Sansone	12.21	0-0	8	0	0	0/0	0	14.0	22	19	19	18	10	5	2	2	81	.373	2	1	0	2	1
Stopper	13.50	0-0	6	0	0	0/0	0	8.0	19	21	12	6	6	6	0	1	54	.422	3	3	0	0	0
TOTALS	7.44	21-30	51	51	6	2/0	4	439.0	621	434	363	243	249	127	17	68	2204	.331	56	53	5	9	25
Opponents	5.79	30-21	51	51	6	1/0	6	441.2	537	352	284	237	388	94	12	63	2105	.299	41	32	3	10	33




South Florida

QUICK FACTS

Location: Tampa, Fla.
 Founded: 1956
 Enrollment: 37,000
 Nickname: Bulls
 Colors: Green and Gold
 Home Field: Red McEwen Field (1,500)
 Dimensions: 340 L, 400 C, 340 R
 President: Betty Castor
 FAR: Dr. Curtis Wienker
 Athletics Director: Paul Griffin
 SWA: Barbara Sparks-McGlinchy

SPORTS INFORMATION

Baseball SID: Fred Huff
 Office Phone: 813/974-4087
 E-mail: huff@alan.usf.edu
 FAX: 813/974-5328
 Huff at Home: 813/914-0784
 Press Box: 813/974-3604



Eddie Cardieri
Florida Southern '77



Career Record: 529-310 (14)
 Record at South Florida: 464-277 (12)
 Assistants: Mark Rose (South Florida '86),
 Bryan Peters (South Florida '96),
 Brian Bridges (Florida Southern '96)
 Office Phone: 813/974-2504

BASEBALL FACTS

1997 Record: 39-24
 1997 C-USA Record: 18-8
 1997 C-USA Tournament: 1-2
 1997 Postseason: NCAA (2-2)
 NCAA Appearances: 8
 NCAA Record: 7-16
 All-Time Record: 918-668-5 (.579)
 Letterwinners Returning/Lost: 16/11
 Starters Returning/Lost: 5/4

ROSTER

No.	Name	Pos.	B/T	Ht.	Wt.	Yr.	Hometown/HS or JC
23	Pete Ashley	LHP	R/L	5-10	179	So.	Sarasota, Fla./Sarasota
4	Bobby Barnes	OF	R/R	5-9	181	So.	Sarasota, Fla./Sarasota
21	Kevin Boles	C	L/R	5-10	188	Sr.	Sarasota, Fla./Cardinal Mooney
2	Dan Boyd	INF	R/R	5-11	174	Fr.	Dade City, Fla./Pasco
26	Jason Brown	RHP	R/R	6-1	166	Fr.	Odessa, Fla./Gaither
40	Jason Butler	INF	R/R	6-1	220	Fr.	Bartow, Fla./Bartow
12	Brian Crisorio	INF	R/R	6-0	197	So.	Clearwater, Fla./Central Catholic
3	Tim Crosby	INF	S/R	5-8	164	So.	Dade City, Fla./Pasco
30	Otis Dixon	OF	L/L	5-9	195	Fr.	Clearwater, Fla./Clearwater
29	Matt Divine	RHP	R/R	5-10	191	Sr.	West Palm Beach, Fla./Palm Beach CC
10	Ben Drawdy	INF	R/R	5-10	160	Fr.	Tampa, Fla./Hillsborough
8	Jeremy Earle	C	R/R	6-1	190	Fr.	Tampa, Fla./Hillsborough
27	Bill Eaton	OF	R/R	6-0	168	Sr.	Lake Worth, Fla./Indian River CC
5	Mike Eylward	INF	R/R	6-2	178	Fr.	Clearwater, Fla./Clearwater
15	Paul Giambalvo	RHP	R/R	6-1	176	Sr.	Winter Park, Fla./Seminole CC
18	Scott Glaser	LHP	L/L	5-10	156	Sr.	Brandon, Fla./Brandon
22	Sean Lynch	OF	R/L	5-11	187	Sr.	Farmingville, N.Y./Sachem
19	Dustin Osborne	RHP	L/R	5-9	168	Jr.	Plant City, Fla./North Florida
20	Mike Pilger	OF	R/R	6-0	188	Jr.	Springfield, Ill./Sacred Heart Griffin
35	Luis Ramos	RHP	R/R	6-1	216	Jr.	Rio Piedras, P.R./La Providencia
7	Johnny Raburn	INF	R/R	6-0	150	Fr.	Riverview, Fla./East Bay
24	Joey Ricciardi	RHP	R/R	6-1	230	Fr.	Tampa, Fla./Tampa Bay Tech
17	David Richtberg	RHP	S/R	6-2	199	Fr.	Stony Brook, N.Y./Ward Melville
16	Jose Rivera	LHP	R/R	6-2	195	So.	Arroyo, P.R./Lafayette
25	Jimmie Romano	C	R/R	5-10	173	So.	Tampa, Fla./Hillsborough
37	Shannon Royal	LHP	L/L	6-0	194	Fr.	Ft. Myers, Fla./Mariner
28	Charlie Sickmeir	RHP	R/R	5-11	175	Fr.	Evansville, Ind./Harrison
39	Keith Strickland	LHP	L/L	6-4	171	Fr.	Port St. Lucie, Fla./John Carroll
14	Ryan Trainor	C	R/R	5-10	179	So.	Tampa, Fla./Tampa Bay Tech
9	Matt Tumulty	INF	L/L	5-10	148	So.	St. Petersburg, Fla./Gibbs
38	John Vigue	RHP	R/R	5-11	165	Fr.	Seminole, Fla./Seminole
13	Brian Werner	RHP	R/R	5-11	183	Jr.	Miami, Fla./Clemson
6	Shawn West	INF	R/R	5-11	185	Sr.	Apopka, Fla./Apopka



Jimmie Romano



Scott Glaser



South Florida

1998 SCHEDULE

1997 RESULTS

JANUARY

29	at Florida International	5:00p
30	at Miami	7:00p
31	at Miami	7:00p

FEBRUARY

1	at Miami	1:00p
6-8	at Olive Garden Classic, Kissimmee, Fla.	
6	vs. Clemson	Noon
7	vs. Auburn	3:00p
7	vs. Central Florida	7:00p
8	Consolation/Championship	Noon/4:00p
10	JACKSONVILLE	3:00p
13-15	at Marlins Invitational, Melbourne, Fla.	
13	vs. Santa Clara	4:00p
14	vs. Washington	12:30p
15	vs. Oregon State	7:30p
18	at Stetson	7:00p
21	STETSON	7:00p
22	STETSON	1:00p
25	at Stetson	7:00p
28	FLORIDA INTERNATIONAL	1:00p

MARCH

1	FLORIDA INTERNATIONAL	1:00p
3	at Jacksonville	4:00p
6	MASSACHUSETTS	7:00p
7	MASSACHUSETTS	1:00p
8	MASSACHUSETTS	1:00p
13	LOUISVILLE	7:00p
14	LOUISVILLE	1:00p
15	LOUISVILLE	1:00p
17	ARMY	7:00p
20	at Houston	8:00p
21	at Houston	8:00p
22	at Houston	2:00p
24	at Jacksonville	7:00p
27	TULANE	7:00p
28	TULANE	1:00p
29	TULANE	1:00p
31	at Central Florida	7:00p

APRIL

3	SAINT LOUIS	7:00p
4	SAINT LOUIS	1:00p
5	SAINT LOUIS	1:00p
7	CENTRAL FLORIDA	7:00p
10	at Memphis	8:00p
11	at Memphis	2:00p
12	at Memphis	2:00p
14	CENTRAL FLORIDA	7:00p
17	at Southern Mississippi	7:30p
18	at Southern Mississippi	4:00p
19	at Southern Mississippi	2:00p
21	at Central Florida	7:00p
24	UNC CHARLOTTE	7:00p
25	UNC CHARLOTTE	1:00p
26	UNC CHARLOTTE	1:00p

MAY

1	at Cincinnati	6:00p
2	at Cincinnati	1:00p
3	at Cincinnati	1:00p
6	JACKSONVILLE	7:00p
8	at UAB	8:05p
9	at UAB	3:05p
10	at UAB	2:05p
12-17	at Conference USA Championship New Orleans, La.	

FEBRUARY

7	vs. (#5) Oklahoma St.	W	10-2	1-0
8	vs. Central Florida	W	15-6	2-0
	vs. (#17) Tennessee	L	4-11	2-1
9	vs. (#17) Tennessee	W	11-2	3-1
12	vs. (#18) Stetson	L	7-11	3-2
15	at Florida Int'l.	L	3-6	3-3
16	at Florida Int'l.	W	10-8	4-3
18	at Florida Atlantic	W	10-9	5-3
19	at Florida Atlantic	W	13-11 (10)	6-3
22	at (#17) Stetson	W	14-6	7-3
23	at (#17) Stetson	W	22-4	8-3
25	(#25) STETSON	L	11-14	8-4
28	VIRGINIA TECH	W	7-2	9-4

MARCH

1	VIRGINIA TECH	W	2-1	10-4
2	VIRGINIA TECH	W	13-1	11-4
4	at (#25) Jacksonville	L	2-8	11-5
7	OHIO STATE	L	6-8	11-6
8	OHIO STATE	W	13-7	12-6
9	OHIO STATE	W	7-6	13-6
11	BETHUNE-COOKMAN	W	19-3	14-6
14	UAB	W	12-2	15-6
15	UAB	W	13-4	16-6
16	UAB	W	10-9 (10)	17-6
18	ARMY	W	13-8	18-6
19	ARMY	W	12-2	19-6
21	HOUSTON	L	5-6	19-7
22	HOUSTON	W	9-5	20-7
23	HOUSTON	L	6-11	20-8
24	(#11) MIAMI	L	2-13	20-9
25	(#11) MIAMI	W	11-2	21-9
28	at Tulane	W	7-4	22-9
30	at Tulane	L	3-4 (10)	22-10

APRIL

1	CENTRAL FLORIDA	L	3-11	22-11
5	at Saint Louis	L	6-10	22-12
5	at Saint Louis	L	0-1	22-13
6	at Saint Louis	W	21-5	23-13
8	at Central Florida	L	3-4	23-14
11	CINCINNATI	W	7-1	24-14
12	CINCINNATI	W	14-4	25-14
13	CINCINNATI	W	17-3	26-14
15	CENTRAL FLORIDA	W	4-3 (13)	27-14
18	at UNC Charlotte	L	1-6	27-15
19	at UNC Charlotte	L	2-7	27-16
20	at UNC Charlotte	L	4-5	27-17
22	at Central Florida	L	1-2	27-18
25	MEMPHIS	W	3-2	28-18
26	MEMPHIS	W	8-5	29-18
27	MEMPHIS	W	12-8	30-18

MAY

2	SOUTHERN MISS	W	12-2	31-18
3	SOUTHERN MISS	W	20-11	32-18
4	SOUTHERN MISS	W	8-4	33-18
6	at Jacksonville	L	4-7	33-19
7	at (#19) Florida	L	7-17	33-20
9	at Louisville	W	11-9	34-20
10	at Louisville	W	22-11	35-20
11	at Louisville	W	13-0	36-20
14	*vs. UAB	W	5-2	37-20
15	*vs. Houston	L	0-2	37-21
16	*vs. UAB	L	3-5	37-22
22	#vs. (#28) Central Florida	W	5-4	38-22
23	#vs. (#8) Auburn	L	0-9	38-23
24	#vs. Western Carolina	W	9-4	39-23
24	#at (#4) Florida State	L	5-6	39-24

*C- USA Championship, New Orleans, La. #NCAA Championship, Tallahassee, Fla.

HOME GAMES IN CAPS. Conference games in bold. All times Eastern.



South Florida

1997 STATISTICS

BATTING

PLAYER	AVG	GP-GS	AB	R	H	2B	3B	HR	RBI	TB	SL%	BB	HBP	SO	GDP	OB%	SF	SH	SB-SBA	PO	A	E	FLD%
Trainor	.750	5-0	4	2	3	0	0	0	1	3	.750	2	0	1	0	.833	0	0	0-0	8	1	0	1.000
Gload	.399	63-63	248	85	99	25	1	18	80	180	.726	50	2	38	2	.493	6	0	8-8	549	39	6	.990
Eaton	.380	47-42	179	37	68	12	3	1	26	89	.497	12	1	34	3	.422	0	2	11-13	103	10	2	.983
DeLeon	.370	58-58	243	41	90	16	2	4	53	122	.502	21	0	23	3	.417	2	1	3-4	48	123	12	.934
Crosby	.368	22-2	19	5	7	3	0	0	5	10	.526	1	0	2	0	.400	0	0	0-0	3	5	0	1.000
Barnes	.367	21-4	30	10	11	2	0	0	6	13	.433	4	1	5	2	.444	1	0	0-0	11	0	0	1.000
Lynch	.351	60-51	194	45	68	14	3	9	49	115	.593	40	4	31	3	.463	4	0	3-4	9	0	0	1.000
Diaz	.347	62-58	236	64	82	10	5	4	30	114	.483	28	2	41	3	.418	2	4	10-13	102	6	2	.982
Dellaero	.324	62-62	247	67	80	16	5	20	74	166	.672	31	6	54	3	.405	5	0	4-5	138	197	21	.941
Pilger	.320	62-61	272	58	87	15	1	4	37	116	.426	26	3	21	5	.380	4	4	18-26	119	8	7	.948
Lentz	.309	35-23	81	26	25	9	1	1	16	39	.481	15	4	22	2	.436	1	2	3-3	31	0	1	.969
Boles	.285	44-29	130	16	37	5	0	1	21	45	.346	6	0	32	4	.312	2	0	0-0	144	14	1	.994
Romano	.275	50-40	160	18	44	5	0	5	26	64	.400	10	2	30	5	.318	4	2	3-3	251	26	9	.969
Silverman	.273	43-15	88	9	24	4	0	2	10	34	.386	5	0	5	4	.305	2	2	0-0	33	50	4	.954
Crisorio	.257	19-4	35	3	9	2	0	0	5	11	.314	1	0	11	1	.270	1	0	0-0	18	0	2	.900
Tumulty	.230	42-19	87	22	20	0	1	0	9	22	.253	8	2	7	3	.306	1	4	2-2	40	76	7	.943
West	.227	46-36	128	24	29	6	1	2	20	43	.336	13	7	38	3	.329	1	1	6-8	60	117	18	.908
Busch	.000	1-0	1	0	0	0	0	0	0	0	.000	0	0	1	0	.000	0	0	0-0	1	4	2	.714
Dobson	.000	1-0	1	0	0	0	0	0	0	0	.000	0	0	1	0	.000	0	0	0-0	7	3	2	.833
TOTALS	.329	63-63	2383	532	783	144	23	71	468	1186	.498	273	34	397	46	.400	36	22	71-89	1684	749	108	.957
Opponents	.289	63-63	2239	366	647	104	8	65	333	962	.430	223	39	392	57	.361	17	15	52-86	1658	670	135	.945

PITCHING

Name	ERA	W-L	APP	GS	CG	SHO/CBO	SV	IP	H	R	ER	BB	SO	2B	3B	HR	BF	B/Avg	WP	HBP	BK	SFA	SHA
Crosby	0.00	0-0	2	0	0	0/0	0	3.1	1	1	0	1	1	0	0	0	13	.091	0	0	0	1	0
Diaz	0.00	0-0	1	0	0	0/0	0	0.1	0	0	0	1	1	0	0	0	2	.000	1	0	0	0	0
Ramos	2.39	4-1	30	0	0	0/0	8	37.2	26	13	10	16	35	2	0	2	159	.191	2	4	0	2	1
Busch	2.93	3-1	17	3	0	0/0	1	46.0	49	22	15	17	21	15	1	2	204	.269	3	3	0	1	1
Glaser	3.87	9-3	20	20	0	0/0	0	125.2	128	65	54	43	89	15	1	17	538	.263	5	7	0	2	0
Ryan	4.01	8-4	16	16	2	0/0	0	103.1	122	58	46	35	59	15	2	6	453	.298	10	4	1	2	2
Boyles	5.18	0-0	25	0	0	0/0	1	33.0	44	27	19	10	26	8	0	4	159	.312	1	4	0	3	1
Giambalvo	5.46	0-1	19	2	0	0/1	0	31.1	42	23	19	15	17	10	0	3	147	.331	3	2	0	1	2
Ashley	6.13	6-5	20	13	0	0/1	0	69.0	90	52	47	38	64	15	1	10	328	.321	3	6	3	1	3
Dobson	6.14	6-4	22	8	0	0/0	1	63.0	72	51	43	28	36	11	0	14	289	.285	3	5	1	1	2
Divine	6.23	2-4	23	0	0	0/1	2	30.1	45	29	21	5	30	10	0	5	144	.338	3	3	0	1	2
Stern	6.75	1-0	11	0	0	0/0	0	13.1	14	12	10	12	10	1	2	1	64	.280	0	0	0	1	1
Richtberg	21.00	0-0	1	0	0	0/0	0	3.0	8	7	7	1	2	2	0	1	18	.500	3	0	0	1	0
Dellaero	22.50	0-1	3	1	0	0/0	0	2.0	6	6	5	1	1	0	1	0	15	.462	0	1	0	0	0
TOTALS	4.75	39-24	63	63	2	1/1	13	561.1	647	366	296	223	392	104	8	65	2533	.289	37	39	5	17	15
Opponents	6.92	24-39	63	63	5	3/2	5	552.2	783	532	425	273	397	144	23	71	2749	.329	72	34	10	36	22



Southern Mississippi

QUICK FACTS

Location: Hattiesburg, Miss.
 Founded: 1910
 Enrollment: 14,000
 Nickname: Golden Eagles
 Colors: Black and Gold
 Home Field: Pete Taylor Park (3,678)
 Dimensions: 340 L, 400 C, 340 R
 President: Dr. Horace W. Fleming, Jr.
 FAR: Dr. Ron Marquardt
 Athletics Director: Bill McLellan
 Sr. Woman Administrator: Helen Grant

SPORTS INFORMATION

Baseball SID: Ricky Hazel
 Office Phone: 601/266-5947
 E-mail: jehazel@ocean.st.usm.edu
 FAX: 601/266-4507
 Hazel at Home: 601/271-6024
 Press Box: 601/266-5684



Corky Palmer
Southern Miss '77




Career Record: First season
 Record at Southern Miss: First season
 Assistants: Scott Dwyer (Menlo College '88), Dan Wagner (Tulane '86), Michael Federico (Southern Miss '97), Greg Bennett (Tennessee Tech '88)
 Office Phone: 601/266-5017

BASEBALL FACTS

1997 Record: 34-23
 1997 C-USA Record: 16-10
 1997 C-USA Tournament: 1-2
 1997 Postseason: None
 NCAA Appearances: 2
 NCAA Record: 1-4
 All-Time Record: 953-872-10 (.522)
 Letterwinners Returning/Lost: 13/12
 Starters Returning/Lost: 5/4

ROSTER

No.	Name	Pos.	B/T	Ht.	Wt.	Yr.	Hometown/HS or JC
30	Eric Adams	P	R/R	6-2	205	Sr.	Kosciusko, Miss./Meridian CC
24	Jeremy Albritton	OF/C	R/R	6-2	205	Jr.	Bogue Chitto, Miss./Parklane Acad.
5	Matt Baltz	INF	R/R	5-9	170	Jr.	Baton Rouge, La./Catholic
20	Scott Cheek	3B	L/R	6-0	190	Jr.	Jackson, Miss./Meridian CC
12	Jeff Davis	OF	R/R	6-1	175	Jr.	Semmes, Ala./Mary Montgomery
8	Hector Franceschini	INF	R/R	5-7	160	So.	Mobile, Ala./Belhaven College
36	Nathan Dillon	INF	R/R	6-2	205	Fr.	Laurel, Miss./West Jones
38	Jason Fortenberry	P	L/L	6-3	210	Sr.	Belle Chase, La./Belle Chase
9	David Grice	P	L/L	5-10	170	Sr.	Eugene, Ore./UAB
26	Dusty Haley	OF	R/R	5-11	191	So.	Terry, Miss./Hillcrest Academy
18	Stephen Hester	INF	R/R	6-0	186	Jr.	Jackson, Miss./Hinds CC
40	Carter Hitt	P	R/R	6-2	170	Jr.	Collins, Miss./Jones County JC
42	Drew Johnson	P	R/R	6-4	215	Jr.	Columbus, Miss./Meridian CC
14	Earl Johnston	P	R/R	6-2	166	So.	Hattiesburg, Miss./Forrest Co.
29	Tyler Kee	P	R/R	6-1	195	Jr.	Hattiesburg, Miss./Lumberton
41	Roy Magee	OF	R/R	6-2	195	Fr.	Mandeville, La./Mandeville
19	Donovan Marbury	P	R/R	6-0	185	Sr.	Brookhaven, Miss./Miss. Gulf Coast CC
4	Eric McMaster	2B	R/R	5-8	150	Jr.	Arvada, Colo./Seward County (Kan.) CC
27	Brady Mills	OF	R/R	6-0	190	Sr.	Henderson, Texas/Howard JC
7	Jordan Nielson	OF	L/L	6-1	170	Jr.	Seattle, Wash./Lassen (Calif.) CC
35	Scott Pfaff	P	R/R	6-0	195	Jr.	Jamestown, N.D./Lassen (Calif.) CC
10	Nahum Renteria	SS	R/R	5-10	185	Jr.	Whittier, Calif./Cypress JC
13	Jason Schemmel	P	L/L	6-0	175	So.	Madison, Miss./Madison Central
23	Jeremy Schied	1B	L/L	6-0	195	Sr.	Rock Springs, Wyo./Wyoming
43	DeQuincy Scott	1B	L/L	6-2	275	Fr.	Laplace, La./East St. Louis
32	Danny Shupe	P	R/R	6-2	188	Jr.	Natchez, Miss./Copiah-Lincoln CC
22	Scott Stover	P	R/R	6-3	180	Jr.	Derby, Kan./Hutchinson CC
11	J.J. Thoms	INF	R/R	6-1	185	So.	Richton, Miss./Jones County JC
28	David Vilardi	P/INF	R/R	6-3	205	Fr.	Fishkill, N.Y./Arlington
33	Brian Wagner	C	R/R	6-1	180	Sr.	Lodi, Calif./Cal State Northridge
39	Josh Walker	P	R/R	6-2	187	Jr.	Gardnerville, Nev./Lassen (Calif.) CC
37	Cliff Wren	C/DH	R/R	6-1	220	Jr.	Petal, Miss./Petal



Cliff Wren



Eric Adams



Southern Mississippi

1998 SCHEDULE

1997 RESULTS

FEBRUARY

14	NICHOLLS STATE	5:00p
15	NICHOLLS STATE	2:00p
17	TROY STATE	3:00p
21	KENTUCKY	1:00p
22	KENTUCKY	1:00p
24	at South Alabama	6:30p
27	at New Orleans	4:00p
28	at Tulane	7:00p

MARCH

1	at Louisiana State	Noon
4	at New Orleans	7:00p
6	NORTHERN ILLINOIS	6:30p
7	NORTHERN ILLINOIS	3:00p
8	NORTHERN ILLINOIS	1:00p
10	JACKSON STATE	6:30p
11	at Southeastern Louisiana	6:30p
13	CINCINNATI	6:30p
14	CINCINNATI	3:00p
15	CINCINNATI	1:00p
17	SOUTHWEST MISSOURI ST.	6:30p
18	SOUTHWEST MISSOURI ST.	6:30p
20	at UAB	7:05p
21	at UAB	2:05p
22	at UAB	1:05p
24	at Alabama	7:00p
25	NEW ORLEANS	6:30p
27	LOUISVILLE	6:30p
28	LOUISVILLE	3:00p
29	LOUISVILLE	1:00p
31	ALABAMA	6:30p

APRIL

3	MEMPHIS	6:30p
4	MEMPHIS	3:00p
5	MEMPHIS	1:00p
7	MISSISSIPPI	6:30p
8	MISSISSIPPI	6:30p
10	at UNC Charlotte	5:00p
11	at UNC Charlotte	Noon
12	at UNC Charlotte	Noon
14	at Mississippi	7:00p
15	at Mississippi	7:00p
17	SOUTH FLORIDA	6:30p
18	SOUTH FLORIDA	3:00p
19	SOUTH FLORIDA	1:00p
21	MISSISSIPPI STATE	6:30p
22	MISSISSIPPI STATE	6:30p
24	at Saint Louis	7:00p
25	at Saint Louis	2:00p
26	at Saint Louis	1:00p
28	at Mississippi State	7:00p
29	at Mississippi State	7:00p

MAY

1	HOUSTON	6:30p
2	HOUSTON	3:00p
3	HOUSTON	1:00p
5	SOUTH ALABAMA	6:30p
8	at Tulane	6:30p
9	at Tulane	2:00p
10	at Tulane	1:00p
12-17	at Conference USA Championship New Orleans, La.	

FEBRUARY

15	vs. Auburn	L	3-4	0-1
16	vs. Minnesota	W	3-2 (10)	1-1
18	ALCORN STATE	W	13-4	2-1
21	MINNESOTA	L	1-12	2-2
22	MINNESOTA	W	2-1	3-2
23	MINNESOTA	W	14-2	4-2
26	at New Orleans	L	9-10	4-3

MARCH

1	CENTENARY	W	12-2	5-3
2	CENTENARY	W	5-3	6-3
4	ARK.-LITTLE ROCK	W	19-6	7-3
5	ARK.-LITTLE ROCK	W	8-3	8-3
7	SOUTHERN ILLINOIS	W	5-4	9-3
8	SOUTHERN ILLINOIS	W	2-1	8-3
9	SOUTHERN ILLINOIS	W	14-11	11-3
11	at Baylor	W	16-7	12-3
14	at Memphis	W	10-7	13-3
15	at Memphis	W	4-2	14-3
16	at Memphis	W	10-5	15-3
19	NEW ORLEANS	W	7-4	16-3
21	TULANE	L	5-6	16-4
22	TULANE	L	5-7	16-5
23	TULANE	W	4-3	17-5
25	(#8) ALABAMA	L	14-19	17-6
28	at (#22) Houston	W	9-7	18-6
29	at (#22) Houston	L	4-6	18-7
30	at (#22) Houston	L	11-14	18-8

APRIL

1	MISSISSIPPI	W	8-7	19-8
2	MISSISSIPPI	W	13-8	20-8
4	at Cincinnati	W	13-9	21-8
5	at Cincinnati	W	11-5	22-8
6	at Cincinnati	W	15-5	23-8
8	at (#5) Alabama	L	6-14	23-9
9	JACKSON STATE	W	12-4	24-9
11	UAB	W	3-2	25-9
12	UAB	W	8-3	26-9
13	UAB	W	9-8	27-9
15	at Mississippi	L	6-11	27-10
16	at Mississippi	L	2-3	27-11
18	SAINT LOUIS	W	19-4	28-11
19	SAINT LOUIS	L	8-15	28-12
20	SAINT LOUIS	W	7-1	29-12
22	at (#9) Mississippi State	L	12-16	29-13
23	at (#9) Mississippi State	L	2-4	29-14
25	at Louisville	L	8-9	29-15
26	at Louisville	W	14-1	30-15
29	(#5) MISSISSIPPI STATE	W	9-4	31-15
30	(#5) MISSISSIPPI STATE	L	2-20	31-16

MAY

2	at South Florida	L	2-12	31-17
3	at South Florida	L	11-20	31-18
4	at South Florida	L	4-8	31-19
7	(#30) SOUTH ALABAMA	L	10-12	31-20
9	UNC CHARLOTTE	W	9-1	32-20
10	UNC CHARLOTTE	W	7-6	33-20
11	UNC CHARLOTTE	L	9-14	33-21
14	*vs. UNC Charlotte	L	9-14	33-22
15	*vs. Cincinnati	W	5-0	34-22
16	*vs. Tulane	L	2-6	34-23

* at Conference USA Championship, New Orleans, La.

HOME GAMES IN CAPS. Conference games in bold. All times Central.



Southern Mississippi

1997 STATISTICS

BATTING

PLAYER	AVG	GP-GS	AB	R	H	2B	3B	HR	RBI	TB	SL%	BB	HBP	SO	GDP	OB%	SF	SH	SB-SBA	PO	A	E	FLD%
Schied	.402	45-41	164	41	66	12	0	7	36	99	.604	14	12	22	2	.484	0	0	3-3	395	40	7	.984
Albritton	.370	56-53	219	43	81	11	0	13	48	131	.598	13	6	26	4	.417	2	1	2-6	49	3	2	.963
Wren	.357	56-55	207	50	74	11	0	12	39	121	.585	25	8	25	4	.442	2	0	3-10	196	21	2	.991
Martin	.341	57-57	214	44	73	15	2	6	40	110	.514	19	6	27	0	.408	1	4	9-11	62	219	19	.937
Logan	.329	53-53	222	55	73	17	0	15	60	135	.608	11	8	27	4	.380	1	0	18-22	97	6	5	.954
Hesse	.322	55-53	202	52	65	5	2	9	37	101	.500	20	14	53	2	.414	3	1	17-23	73	1	4	.949
Whitehead	.321	54-54	209	55	67	14	2	18	63	139	.665	22	8	38	5	.399	4	0	5-8	349	55	8	.981
Baltz	.288	49-42	156	24	45	9	0	3	27	63	.404	8	4	30	4	.333	3	3	4-7	57	103	15	.914
Mills	.255	51-36	157	40	40	7	1	7	20	70	.446	21	7	40	4	.366	1	2	12-13	28	57	12	.876
Davis	.247	43-23	97	18	24	6	0	3	16	39	.402	6	1	41	3	.292	2	1	4-6	27	3	1	.968
Farias	.229	36-28	83	17	19	6	0	0	9	25	.301	11	11	18	1	.387	1	4	2-4	66	77	8	.947
Todd	.217	33-0	23	9	5	2	0	1	8	10	.435	4	0	10	0	.321	1	1	0-1	16	4	0	1.000
Haley	.179	34-17	67	9	12	2	1	1	9	19	.284	9	2	20	3	.291	1	2	6-8	7	38	9	.833
Federico	.158	28-1	19	7	3	0	0	0	2	3	.158	2	0	6	0	.238	0	0	1-1	34	7	1	.976
Adams	.000	18-16	0	0	0	0	0	0	0	0	.000	0	0	0	0	.000	0	0	0-0	9	20	2	.935
TOTALS	.317	57-57	2039	464	647	117	8	95	414	1065	.522	185	87	383	36	.394	22	19	86-123	1506	735	100	.957
Opponents	.294	57-57	2012	398	591	121	12	63	350	925	.460	223	32	418	41	.370	18	31	61-96	1484	644	88	.960

PITCHING

Name	ERA	W-L	APP	GS	CG	SHO/CBO	SV	IP	H	R	ER	BB	SO	2B	3B	HR	BF	B/Avg	WP	HBP	BK	SFA	SHA
Haley	0.00	0-0	1	0	0	0/0	0	0.0	2	0	0	1	0	0	0	0	3	1.000	0	0	0	0	0
Marbury	3.56	2-2	21	0	0	0/0	2	30.1	27	15	12	14	29	5	2	2	127	.241	5	1	1	0	0
Wren	3.68	0-0	4	0	0	0/0	0	7.1	8	7	3	5	5	1	0	0	36	.276	0	0	0	1	1
Adams	4.50	8-4	18	16	1	1/0	0	82.0	97	59	41	35	56	15	1	7	373	.298	3	4	1	3	5
Schemmel	4.57	2-0	17	7	0	0/0	0	43.1	27	24	22	44	42	4	1	4	196	.182	10	1	0	1	2
Parker	4.59	3-3	27	1	1	0/0	5	51.0	52	32	26	19	71	14	1	2	234	.260	7	6	0	4	4
Fortenberry	4.97	5-2	25	1	0	0/0	0	41.2	50	34	23	15	30	16	0	6	189	.296	3	1	1	3	1
Cantrelle	5.24	7-6	20	16	1	0/0	0	101.1	126	78	59	31	86	21	5	17	457	.302	11	1	0	2	5
Smith	5.85	2-2	16	1	0	0/0	0	32.1	38	27	21	12	22	13	0	4	151	.288	7	2	0	1	4
Kee	6.75	1-1	31	0	0	0/0	2	28.0	32	21	21	7	17	3	0	2	124	.283	3	3	0	0	1
Brown	8.71	0-2	8	5	0	0/0	0	20.2	28	22	20	17	13	7	0	3	106	.346	0	7	0	0	1
Brewer	8.73	2-1	12	10	0	0/0	0	44.1	71	52	43	17	36	13	1	11	222	.364	2	2	0	3	5
Johnston	10.98	2-0	19	0	0	0/0	0	19.2	33	27	24	6	11	9	1	5	100	.375	3	4	0	0	2
TOTALS	5.65	34-23	57	57	3	1/0	9	502.0	591	398	315	223	418	121	12	63	2318	.294	54	32	3	18	31
Opponents	7.19	23-34	57	57	4	0/0	11	494.2	647	464	395	185	383	117	8	95	2352	.317	61	87	11	22	19



QUICK FACTS

Location: New Orleans, La.
 Founded: 1834
 Enrollment: 11,300
 Nickname: Green Wave
 Colors: Olive Green and Sky Blue
 Home Field: Turchin Stadium (5,000)
 Dimensions: 325 L, 400 C, 325 R
 President: Dr. Eamon M. Kelly
 FAR: Gary Roberts
 Athletics Director: Sandy Barbour
 SWA: Elizabeth Arnold

SPORTS INFORMATION

Baseball SID: Joel Quevillon
 Office Phone: 504/865-5506
 E-mail: jquevil@mailhost.tcs.tulane.edu
 FAX: 504/865-5512
 Quevillon at Home: 504/734-3797
 Press Box: 504/862-8224



Rick Jones
UNC Wilmington '75


Career Record: 330-152 (9)
 Record at Tulane: 156-91 (4)
 Assistants: Jim Schlossnagle (Elon College '92), Rob Cooper (Miami '92)
 Office Phone: 504/862-8239

BASEBALL FACTS

1997 Record: 40-21
 1997 C-USA Record: 19-7
 1997 C-USA Tournament: 3-2
 1997 Postseason: None
 NCAA Appearances: 9
 NCAA Record: 9-18
 All-Time Record: 1321-967-14 (.577)
 Letterwinners Returning/Lost: 15/4
 Starters Returning/Lost: 6/3

ROSTER

No.	Name	Pos.	B/T	Ht.	Wt.	Yr.	Hometown/HS or JC
40	Todd Ardoin	P	R/R	6-1	204	Sr.	Ville Platte, La./Sacred Heart
14	Josh Baugh	OF	L/L	5-8	170	Fr.	San Antonio, Texas/Alamo Heights
29	Scott Bell	P	R/R	6-5	210	Sr.	New Orleans, La./Jesuit
31	Jared Berkowitz	P	L/L	6-0	180	So.	Scottsdale, Ariz./Horizon
35	Josh Bobbitt	P	R/L	6-2	185	Sr.	Wichita Falls, Texas/No. Central Texas JC
34	Paul Boudreaux	OF	R/R	6-0	205	Jr.	Metairie, La./Jesuit
16	Craig Brown	OF/P	L/L	5-9	170	Sr.	Tampa, Fla./Jesuit
38	Jake Burnham	1B	R/R	6-1	195	Jr.	Eugene, Ore./Lassen (Calif.) CC
2	Andy Cannizaro	SS	R/R	5-10	165	Fr.	Mandeville, La./St. Paul's
22	Raul Echeverz	P	L/L	6-3	183	Jr.	Houston, Texas/Mayde Creek
42	Keith Graffagnini	1B	R/R	6-1	220	Sr.	New Orleans, La./De LaSalle
9	Jay Heintz	OF	L/L	5-9	165	Fr.	Aurora, Colo./Regis Jesuit
23	Jeremiah Hood	P	R/R	6-2	215	Fr.	San Diego, Calif./Mira Mesa
-	Dudley Hoskins	P	R/R	6-5	197	Fr.	Houston, Texas/Hotchkiss School
24	Brian Hughes	OF	R/R	5-9	180	Sr.	Metairie, La./Jesuit
43	TJ Iarocci	IF	L/R	5-11	170	So.	Carefree, Ariz./Brophy Prep
19	Chris Jones	P	R/R	6-0	195	Jr.	Baton Rouge, La./Catholic
1	Marcelo Llorente	IF	R/R	5-9	170	Sr.	Miami, Fla./Belen Jesuit
36	Ben Long	P	R/R	6-2	150	Fr.	Grapevine, Texas/Grapevine
13	Alex Lontayo	P/DH	L/L	6-1	190	Sr.	San Diego, Calif./Castle Park
33	Dan McCollum	C	S/R	5-9	210	Sr.	Charlotte, N.C./Avon
8	Mickey McKee	IF	R/R	5-11	175	So.	Houston, Texas/Air Force
30	Barth Melius	P	R/R	6-0	180	Fr.	Metairie, La./Jesuit
28	Mike Pursell	IF	L/R	6-0	180	Sr.	Pensacola, Fla./Pensacola JC
20	Dylan Putnam	P/DH	R/R	6-2	193	Fr.	Ann Arbor, Mich./Orchard Lake St. Mary's
11	Jared Robinson	P	S/L	6-0	175	Jr.	Tallahassee, Fla./Maclay
5	Steve Shirley	3B	R/R	6-1	193	Fr.	Tampa, Fla./Jesuit
7	Jason Sparks	OF	R/R	5-11	210	Jr.	Tampa, Fla./Okaloosa-Walton CC
-	David Stinson	P	R/R	6-2	165	So.	Tallahassee, Fla./FSU School
18	Chad Sutter	C	R/R	6-2	223	Jr.	Kennesaw, Ga./Harrison
37	Doug Walker	P	R/R	6-4	217	Fr.	Little Rock, Ark./J.A. Fair
4	Brad Warner	P	R/R	6-5	230	Fr.	Los Angeles, Calif./Montclair
26	Brian Wheaton	C	R/R	5-10	185	So.	Opelousas, La./Opelousas
17	Jake Whitfield	P	L/L	6-4	210	Sr.	Punta Gorda Isles, Fla./South Carolina



Keith Graffagnini



Brian Hughes



1998 SCHEDULE

1997 RESULTS

FEBRUARY

13	GEORGE WASHINGTON	6:30p
14	GEORGE WASHINGTON	2:00p
15	GEORGE WASHINGTON	1:00p
17	at Southwestern Louisiana	7:00p
20	at Long Beach State	9:00p
21	at Long Beach State	9:00p
22	at Long Beach State	3:00p
27	ARKANSAS (Superdome)	1:00p
28	SOUTHERN MISS (Superdome)	7:00p

MARCH

1	MISSISSIPPI STATE (Superdome)	3:00p
3	at LSU	7:00p
4	at Southeastern Louisiana	6:30p
6	NEW YORK TECH	6:30p
7	NEW YORK TECH	2:00p
8	NEW YORK TECH	1:00p
10	NORTHERN ILLINOIS	6:30p
11	NORTHERN ILLINOIS	6:30p
13	at Houston	7:00p
14	at Houston	7:00p
15	at Houston	1:00p
17	at Nicholls State	2:00p
20	UNC CHARLOTTE	6:30p
21	UNC CHARLOTTE	2:00p
22	UNC CHARLOTTE	1:00p
24	vs New Orleans (Zephyr Field)	6:30p
25	at Southeastern Louisiana	6:30p
27	at South Florida	6:00p
28	at South Florida	Noon
29	at South Florida	Noon
31	SOUTHWESTERN LOUISIANA	6:30p

APRIL

1	NEW ORLEANS	6:30p
3	at Cincinnati	5:00p
4	at Cincinnati	Noon
5	at Cincinnati	Noon
7	LOUISIANA STATE (Zephyr Field)	6:30p
8	CENTENNARY	6:30p
10	LOUISVILLE	6:30p
11	LOUISVILLE	2:00p
12	LOUISVILLE	1:00p
14	NEW ORLEANS	6:30p
15	at New Orleans	7:00p
17	at Memphis	7:00p
18	at Memphis	1:00p
19	at Memphis	1:00p
21	NICHOLLS STATE	6:30p
24	at UAB	7:05p
25	at UAB	2:05p
26	at UAB	1:05p
28	SOUTHEASTERN LOUISIANA	6:30p
29	NICHOLLS STATE	6:30p

MAY

1	SAINT LOUIS	6:30p
2	SAINT LOUIS	2:00p
3	SAINT LOUIS	1:00p
8	SOUTHERN MISS	6:30p
9	SOUTHERN MISS	2:00p
10	SOUTHERN MISS	1:00p
12-17	CONFERENCE USA CHAMPIONSHIP	

FEBRUARY

15	HOWARD	W	21-2	1-0
15	HOWARD	W	8-1	2-0
16	HOWARD	W	8-3	3-0
21	vs. (#29) Duke	W	14-10	4-0
22	vs. North Carolina	W	7-4	5-0
23	vs. North Carolina State	L	2-6	5-1
26	SE LOUISIANA	W	9-2	6-1
27	NICHOLLS STATE	W	14-3	7-1
28	INDIANA	L	7-9	7-2

MARCH

1	INDIANA	L	3-7	7-3
2	INDIANA	L	0-3	7-4
4	at (#5) Louisiana State	L	5-8	7-5
5	NEW ORLEANS	L	2-10	7-6
7	RUTGERS	W	15-5	8-6
8	RUTGERS	W	7-1	9-6
9	RUTGERS	W	7-1	10-6
11	MURRAY STATE	W	6-5	11-6
12	MURRAY STATE	W	11-1	12-6
14	at UNC Charlotte	L	5-20	12-7
15	at UNC Charlotte	L	3-5	12-8
16	at UNC Charlotte	W	13-4	13-8
18	at Southwestern La.	W	13-3	14-8
21	at (#24) Southern Miss	W	6-5	15-8
22	at (#24) Southern Miss	W	7-5	16-8
23	at (#24) Southern Miss	L	3-4	16-9
25	NORTHWESTERN	W	19-5	17-9
26	NORTHWESTERN	W	6-1	18-9
28	(#18) SOUTH FLORIDA	L	4-7	18-10
30	(#18) SOUTH FLORIDA	W	4-3 (10)	19-10

APRIL

1	(#20) SW LOUISIANA	L	2-5	19-11
2	(#20) SW LOUISIANA	W	13-2	20-11
4	UAB	W	14-4	21-11
5	UAB	W	7-6 (11)	22-11
6	UAB	W	9-5	23-11
8	(#1) LOUISIANA STATE	L	2-12	23-12
11	at Louisville	L	6-7 (10)	23-13
12	at Louisville	W	13-6	24-13
13	at Louisville	W	18-15	25-13
15	NEW ORLEANS	L	4-5	25-14
16	at Nicholls State	W	10-6	26-14
18	CINCINNATI	W	7-5	27-14
19	CINCINNATI	W	12-0	28-14
20	CINCINNATI	W	7-5	29-14
23	at New Orleans	W	6-3	30-14
25	(#21) HOUSTON	W	3-2	31-15
26	(#21) HOUSTON	L	11-12(10)	31-15
27	(#21) HOUSTON	W	4-2	32-15
29	at SE Louisiana	L	1-4	32-16
30	at New Orleans	L	3-16	32-17
30	at New Orleans	L	11-12	32-18

MAY

2	at Saint Louis	W	7-0	33-18
3	at Saint Louis	W	7-5	34-18
4	at Saint Louis	W	13-9	35-18
9	MEMPHIS	W	7-1	36-18
10	MEMPHIS	W	9-3	37-18
11	MEMPHIS	L	6-8	37-19
14	*CINCINNATI	W	10-0	38-19
15	*UNC CHARLOTTE	L	6-8	38-20
16	*SOUTHERN MISS	W	6-2	39-20
17	*UNC CHARLOTTE	W	13-4	40-20
17	*UNC CHARLOTTE	L	2-9	40-21

*CONFERENCE USA CHAMPIONSHIP

HOME GAMES IN CAPS. Conference games in bold. All times Central.



1997 STATISTICS

BATTING

PLAYER	AVG	GP-GS	AB	R	H	2B	3B	HR	RBI	TB	SL%	BB	HBP	SO	GDP	OB%	SF	SH	SB-SBA	PO	A	E	FLD%
Fitzgerald	.387	61-61	238	71	92	16	4	20	79	176	.739	37	2	39	0	.466	4	2	21-28	146	10	10	.940
Hughes	.365	61-61	241	71	88	23	3	8	45	141	.585	45	2	39	2	.462	4	6	20-27	148	12	7	.958
Pursell	.327	59-59	205	38	67	17	2	7	47	109	.532	35	7	28	4	.433	5	4	8-13	149	112	10	.963
Graffagnini	.321	54-54	212	52	68	13	0	13	57	120	.566	16	12	31	1	.395	3	0	10-12	457	36	6	.988
Cunane	.296	40-25	81	8	24	7	0	2	16	37	.457	15	3	17	1	.408	4	0	0-0	3	0	0	1.000
Brown	.292	61-61	216	75	63	18	3	7	36	108	.500	54	6	38	1	.441	3	6	22-27	70	19	6	.937
Sutter	.289	60-59	235	57	68	10	0	23	65	147	.626	29	6	48	5	.375	5	0	1-2	460	39	3	.994
Wilson	.265	59-59	219	37	58	13	2	11	42	108	.493	25	7	41	7	.359	0	3	4-5	45	115	15	.914
Alleman	.250	23-0	4	5	1	0	0	0	1	1	.250	1	0	1	0	.400	0	0	3-4	3	0	0	1.000
Johns	.236	61-61	220	28	52	8	1	1	21	65	.295	19	3	39	3	.305	1	9	9-12	75	140	28	.885
Bridgers	.231	27-9	39	6	9	1	0	1	8	13	.333	8	0	8	0	.362	0	1	0-1	12	22	2	.944
Llorente	.217	32-11	60	9	13	2	0	0	4	15	.250	6	1	15	0	.299	0	2	2-2	20	20	2	.952
Thomas	.200	7-1	10	2	2	0	0	0	0	2	.200	1	0	4	2	.273	0	0	0-0	4	0	0	1.000
Iarocci	.200	12-0	10	3	2	0	0	0	2	2	.200	1	0	3	0	.273	0	0	1-1	2	0	0	1.000
Guillot	.197	41-13	71	10	14	3	0	1	7	20	.282	7	1	16	3	.275	1	0	3-3	8	0	1	.889
Boudreaux	.174	21-14	46	5	8	1	0	0	2	9	.196	9	2	11	1	.333	0	1	0-1	0	0	0	.000
McCollum	.000	3-0	2	0	0	0	0	0	0	0	.000	1	0	1	0	.333	0	0	0-0	4	0	0	1.000
Blamphin	.000	1-1	1	0	0	0	0	0	0	0	.000	0	0	0	0	.000	0	0	0-0	0	0	0	.000
Wheaton	.000	1-0	1	0	0	0	0	0	0	0	.000	0	0	0	0	.000	0	0	0-0	0	0	0	.000
TOTALS	.298	61-61	2111	477	629	132	15	94	432	1073	.508	309	52	379	30	.396	30	34	104-138	1625	628	98	.958
Opponents	.274	61-61	2124	325	581	100	12	50	294	855	.403	188	41	520	37	.342	15	33	50-78	1572	612	115	.950

PITCHING

Name	ERA	W-L	APP	GS	CG	SHO/CBO	SV	IP	H	R	ER	BB	SO	2B	3B	HR	BF	B/Avg	WP	HBP	BK	SFA	SHA
Navarro	2.00	12-2	17	16	4	1/2	0	112.1	81	45	25	37	135	9	0	7	462	.203	7	14	1	3	9
Rosenberg	2.70	0-0	3	0	0	0/0	0	3.1	7	4	1	5	3	0	0	0	24	.389	0	1	0	0	0
Echeverz	2.82	0-0	13	0	0	0/1	1	22.1	23	8	7	9	12	3	1	3	96	.277	1	2	2	1	1
Lontayo	3.44	8-5	19	14	0	0/0	0	91.2	84	49	35	35	89	10	1	11	394	.241	10	5	2	1	5
Berkowitz	3.50	4-5	15	13	2	0/0	0	87.1	99	47	34	27	66	13	3	4	390	.284	7	8	1	1	6
Bobbitt	3.95	7-2	17	11	2	0/1	0	79.2	81	47	35	15	71	23	2	4	339	.255	8	2	2	2	2
Ardoin	4.08	0-0	28	0	0	0/0	4	28.2	37	15	13	14	33	6	0	5	135	.311	3	1	0	0	1
Johnston	5.17	1-0	10	1	0	0/0	0	15.2	27	14	9	4	10	6	1	1	77	.370	0	0	0	0	0
Brown	5.18	4-4	26	0	0	0/0	1	41.2	47	29	24	21	40	12	0	3	189	.294	4	2	0	3	3
Bell	6.53	4-3	23	6	0	0/0	2	51.0	72	42	37	10	53	14	3	8	235	.340	6	3	0	4	6
Frazine	20.65	0-0	4	0	0	0/0	0	5.2	10	14	13	11	5	2	0	2	40	.385	0	3	0	0	0
Wilson	21.60	0-0	1	0	0	0/0	0	1.2	5	4	4	0	3	1	0	1	10	.500	1	0	0	0	0
Jones	54.00	0-0	3	0	0	0/0	0	0.2	5	4	4	0	0	1	0	0	7	.714	0	0	0	0	0
Bridgers	99.00	0-0	1	0	0	0/0	0	0.0	3	3	3	0	0	0	1	1	3	1.000	0	0	0	0	0
TOTALS	4.05	40-21	61	61	8	3/2	8	541.2	581	325	244	188	520	100	12	50	2401	.274	47	41	8	15	33
Opponents	6.92	21-40	61	61	7	1/0	10	524.0	629	477	403	309	379	132	15	94	2539	.298	65	52	5	30	34



1997 in Review

1997 STANDINGS

	C-USA				All Games					
	W/L	Pct.	H	A	W/L	Pct.	H	A	N	Last 10
*Tulane	19-7	.731	11-3	8-4	40-21	.656	27-12	11-8	2-1	7-3
^Houston	19-8	.704	9-3	10-5	40-23	.635	21-8	15-12	4-3	7-3
South Florida	18-8	.692	13-2	5-6	39-24	.619	23-6	10-13	6-5	6-4
Southern Miss	16-10	.615	8-4	8-6	34-23	.607	23-8	9-13	2-2	3-7
UNC Charlotte	14-12	.538	8-3	6-9	30-26-1	.546	18-10	10-14	2-2-1	5-5
UAB	14-13	.519	9-3	5-10	31-29	.517	17-10	8-16	5-3	7-3
Louisville	11-15	.423	5-9	6-6	23-32	.418	14-13	9-16	0-3	2-8
Memphis	9-17	.346	8-7	1-10	20-31	.392	16-13	3-17	1-1	5-5
Saint Louis	8-19	.296	5-7	3-12	21-30	.412	14-13	6-15	1-1	2-8
Cincinnati	4-23	.148	2-13	2-10	12-46	.207	7-23	4-20	1-3	1-9

^ Tournament Champion *Regular Season Champion

1997 POSTSEASON RESULTS

1997 CONFERENCE USA CHAMPIONSHIP

(at New Orleans, La.)

Tuesday, May 13

(#9) Saint Louis 9, (#8) Memphis 2
 (#10) Cincinnati 8, (#7) Louisville 5

Wednesday, May 14

(#3) South Florida 5, (#6) UAB 2
 (#2) Houston 13, Saint Louis 4
 (#5) UNC Charlotte 14, (#4) Southern Miss 9
 (#1) Tulane 10, Cincinnati 0

Thursday, May 15

UAB 6, Saint Louis 2
 Southern Miss 5, Cincinnati 0
 Houston 2, South Florida 0
 UNC Charlotte 8, Tulane 6

Friday, May 16

UAB 5, South Florida 3
 Tulane 6, Southern Miss 2

Saturday, May 17

UAB 6, Houston 5
 Tulane 13, UNC Charlotte 4
 Houston 10, UAB 8
 UNC Charlotte 9, Tulane 2

Sunday, May 18

Houston 22, UNC Charlotte 7

NCAA CHAMPIONSHIP

EAST REGIONAL

(Tallahassee, Fla.)

Thursday, May 22

(#4) South Florida 5, (#3) Central Florida 4

Friday, May 23

(#2) Auburn 9, South Florida 0

Saturday, May 24

South Florida 9, (#5) Western Carolina 4
 (#1) Florida State 6, South Florida 5

SOUTH I REGION

(Baton Rouge, La.)

Thursday, May 22

(#2) South Alabama 12, (#5) Houston 6

Friday, May 23

(#6) UNC Greensboro 9, Houston 5



1997 Honors

ALL-CONFERENCE

First Team

IF Dustin Carr, Houston
 IF Jason Dellaero, South Florida
 IF Ross Gload, South Florida
 IF Keith Graffagnini, Tulane
 IF Bo Robinson, UNC Charlotte
 OF Jeremy Albritton, Southern Miss
 OF Jason Fitzgerald, Tulane
 OF Kyle Logan, Southern Miss
 OF Goefrey Tomlinson, Houston
 C Chad Sutter, Tulane
 DH Cliff Wren, Southern Miss
 P Jason Navarro, Tulane
 P Chad Harville, Memphis
 RP Luis Ramos, South Florida

Second Team

IF Matt Berger, Louisville
 IF Jorge DeLeon, South Florida
 IF Dan Harness, UAB
 IF Jeremy Schied, Southern Miss
 IF Adam Gabris, Saint Louis
 OF Brett Bredensteiner, Saint Louis
 OF Shayne Carnes, UAB
 OF Brian Hughes, Tulane
 OF Mike Pilger, South Florida
 C Braxton Whitehead, Southern Miss
 DH Sean Lynch, South Florida
 P Brannon Player, UNC Charlotte
 P Scott Stauffer, Louisville
 RP Chris Mason, UAB

Third Team

IF Jeff Bell, UAB
 IF John Carney, Cincinnati
 IF Jared Martin, Southern Miss
 IF Mike Pursell, Tulane
 IF Shaun Skrehot, Houston
 OF Mike Diaz, South Florida
 OF Tim Harper, Louisville
 OF Chris Hesse, Southern Miss
 OF Mike Terry, UAB
 C Bruce Rios, Houston
 DH James Matan, UNC Charlotte
 P Scott Glaser, South Florida
 P Pat Ryan, South Florida
 RP Brandon Parker, Southern Miss

ALL-FRESHMAN

OF Brandon Caraway, Houston
 OF Eric Lee, Houston
 C Jimmie Romano, South Florida
 DH Nick Crocker, Saint Louis
 P Ryan Baker, UNC Charlotte

P Shane Nance, Houston
 RP Robert Dieudonne, Houston

PLAYER OF THE YEAR

Ross Gload, South Florida

PITCHER OF THE YEAR

Jason Navarro, Tulane

FRESHMAN OF THE YEAR

Shane Nance, Houston

COACH OF THE YEAR

Rick Jones, Tulane

ALL-TOURNAMENT TEAM

IF Keith Graffagnini, Tulane
 IF Joey Hammond, UNC Charlotte
 IF Jason Hill, UNC Charlotte
 IF Shaun Skrehot, Houston
 OF Jason Fitzgerald, Tulane
 OF Nick Rhodes, UNC Charlotte
 OF Goefrey Tomlinson, Houston
 C Scottie Scott, Houston
 P Gary Shuford, UNC Charlotte
 RP Chris Mason, UAB
 DH Jason Schreiber, Houston

TOURNAMENT MVP

Scottie Scott, Houston

HITTER OF THE WEEK

M10 Jeremy Albritton, Southern Miss
 M17 Jeremy Schied, Southern Miss
 M24 Dustin Carr, Houston
 M31 Goefrey Tomlinson, Houston
 A7 Kyle Logan, Southern Miss
 A14 Cliff Wren, Southern Miss
 A21 Craig Brown, Tulane
 A28 Dan Harness, UAB
 MY5 Jason Dellaero, South Florida
 MY12 Jorge DeLeon, South Florida

PITCHER OF THE WEEK

M10 Jason Navarro, Tulane
 M17 David Sonson, Louisville
 M24 Mark Gray, UAB
 M31 Brannon Player, UNC Charlotte
 A7 Mick Portell, Saint Louis
 A14 Scott Glaser, South Florida
 A21 Ryan Baker, UNC Charlotte
 A28 Jason Navarro, Tulane
 MY5 Jason Navarro, Tulane
 MY12 Heath Cantrelle, Southern Miss

COLLEGIATE BASEBALL

National Player of the Week

M17 James Matan, UNC Charlotte
 M31 Brannon Player, UNC Charlotte
 A14 Cliff Wren, Southern Miss
 MY5 Chad Harville, Memphis

All-America Second Team

P Jason Navarro, Tulane

All-America Third Team

1B Ross Gload, South Florida
 3B Dustin Carr, Houston



Rick Jones of Tulane receives the 1997 C-USA Coach of the Year award from Associate Commissioner Brenda Wear



1997 C-USA Freshman of the Year Shane Nance of Houston



Individual Stats - All Games

BATTING LEADERS

BATTING AVG		SLUGGING PCT		ON BASE PCT		RUNS SCORED	
Tomlinson, HOU	.427	Tomlinson, HOU	.762	Gload, USF	.493	Gload, USF	85
Schied, USM	.402	Bredensteiner, SLU	.743	Tomlinson, HOU	.491	Carr, HOU	80
Gload, USF	.399	Fitzgerald, TUL	.739	Schied, USM	.484	Brown, TUL	75
Carr, HOU	.399	Gload, USF	.726	Carr, HOU	.469	Tomlinson, HOU	74
Robinson, UNCC	.395	Dellaero, USF	.672	Fitzgerald, TUL	.466	Hughes, TUL	71
Fitzgerald, TUL	.387	Whitehead, USM	.665	Lynch, USF	.463	Fitzgerald, TUL	71
Harness, UAB	.379	Carr, HOU	.653	Daniel, CIN	.463	Dellaero, USF	67
DeLeon, USF	.370	Robinson, UNCC	.649	Hughes, TUL	.462	Diaz, USF	64
Albritton, USM	.370	Sutter, TUL	.626	Gabris, SLU	.461	Harness, UAB	63
Carnes, UAB	.369	Logan, USM	.608	Berger, LOU	.458	Keithley, HOU	61
HITS		RUNS BATTED IN		DOUBLES		TRIPLES	
Carr, HOU	108	Gload, USF	80	Carr, HOU.	32	Bredensteiner, SLU	6
Tomlinson, HOU	106	Fitzgerald, TUL	79	Tomlinson, HOU	29	Diaz, USF	5
Harness, UAB	99	Dellaero, USF	74	Robinson, UNCC	29	Dellaero, USF	5
Gload, USF	99	Tomlinson, HOU	67	Gload, USF	25	Robinson, UNCC	4
Fitzgerald, TUL	92	Sutter, TUL	65	Hughes, TUL	23	Fitzgerald, TUL.	4
DeLeon, USF	90	Bell, UAB	64	Matan, UNCC	19	Hammond, UNCC	4
Robinson, UNCC	90	Bredensteiner, SLU	63	Brown, TUL	18	Cissell, SLU	4
Hughes, TUL	88	Whitehead, USM	63	Haas, Danny, LOU	18	8 tied at	3
3 tied at	87	Logan, USM	60	5 tied at	17		
		2 tied at	57				
HOME RUNS		TOTAL BASES		WALKS		HIT BY PITCH	
Sutter, TUL	23	Tomlinson, HOU	189	Brown, TUL	54	Houser, MEM	17
Fitzgerald, TUL	20	Gload, USF	180	Gload, USF	50	Miller, MEM	15
Dellaero, USF	20	Carr, HOU	177	Berger, LOU	48	Hesse, USM	14
Bredensteine, SLU	18	Fitzgerald, TUL	176	Parr, UNCC	45	Graffagnini, TUL	12
Gload, USF	18	Dellaero, USF	166	Hughes, TUL	45	Schied, USM	12
Whitehead, USM	18	Bredensteine, SLU	150	Daniel, CIN	42	Hurst, UAB	11
Tomlinson, HOU	16	Robinson, UNCC	148	Lynch, USF	40	Farias, USM	11
4 tied at	15	Sutter, TUL	147	Fitzgerald, TUL	37	Anderson, UNCC	9
		Bell, UAB	145	Pursell, TUL	35	Matan, UNCC	9
		Hughes, TUL	141	Gabris, SLU	35	5 tied at	8
SAC BUNTS		SAC FLIES		STOLEN BASES		CAUGHT STEALING	
Parr, UNCC	12	Schreiber, HOU	6	Skrehot, HOU	33	Pilger, USF	8
Koettker, SLU	11	Gload, USF	6	Tomlinson, HOU	25	Wren, USM	7
Kahoalii, LOU	11	Sutter, TUL	5	Parr, UNCC	23	Fitzgerald, TUL	7
Leytze, CIN	9	Pursell, TUL	5	Carr, HOU	23	Haas, Danny, LOU	7
Heller, CIN	9	Dellaero, USF	5	Brown, TUL	22	Hughes, TUL	7
Johns, TUL	9	14 tied at	4	Rhodes, UNCC	21	Rhodes, UNCC	7
McAuley, LOU	9			Fitzgerald, TUL	21	Terry, UAB	6
4 tied at	7			Hughes, TUL	20	Hesse, USM	6
				3 tied at	19	Keithley, HOU	6
						10 tied at	5
STEAL ATTEMPTS		STOLEN BASE PCT		STRIKEOUTS		GROUNDED INTO DP	
Skrehot, HOU	34	Gload, USF	1.000	McMillin, CIN	59	Hurst, UAB	12
Tomlinson, HOU	29	Matan, UNCC	1.000	Bell, UAB	59	Carnes, UAB	9
Fitzgerald, TUL	28	Bredensteiner, SLU	1.000	Keithley, HOU	57	Schreiber, HOU	7
Rhodes, UNCC	28	Stefansky, CIN	1.000	Daniel, CIN	55	Eberly, UAB	7
Hughes, TUL	27	Hausladen, SLU	1.000	Tompkins, MEM	55	Matan, UNCC	7
Brown, TUL	27	Leytze, CIN	1.000	Dellaero, USF	54	Wilson, TUL	7
Carr, HOU	27	Rios, HOU	1.000	Hesse, USM	53	Ballard, MEM	6
Pilger, USF	26	Schied, USM	1.000	Lee, HOU	52	Hammond, UNCC	6
Parr, UNCC	25	Romano, USF	1.000	Berger, LOU	51	10 tied at	5
Caraway, HOU	24	Skrehot, HOU	.971	2 tied at	48		



Individual Stats - All Games

TOTAL PLATE APPEARANCES

Carr, HOU	315
Pilger, USF	309
Gload, USF	306
Hughes, TUL	299
Harness, UAB	299
Dellaero, USF	289
Brown, TUL	285
Fitzgerald, TUL	285
Eberly, UAB	282
Tomlinson, HOU	281

AT BATS

Pilger, USF	272
Carr, HOU	271
Harness, UAB	261
Gload, USF	248
Tomlinson, HOU	248
Dellaero, USF	247
Skrehot, HOU	246
Bell, UAB	246
Eberly, UAB	245
2 tied at	243

GAMES PLAYED

Skrehot, HOU	63
Carr, HOU	63
Keithley, HOU	63
Gload, USF	63
Ware, HOU	63
Dellaero, USF	62
Pilger, USF	62
Diaz, USF	62
5 tied at	61

GAME STARTS

Ware, HOU	63
Carr, HOU	63
Gload, USF	63
Keithley, HOU	62
Skrehot, HOU	62
Dellaero, USF	62
5 tied at	61

PITCHING LEADERS

EARNED RUN AVG

Navarro, TUL	2.00
Harville, MEM	2.66
Mason, UAB	3.29
Lontayo, TUL	3.44
Berkowitz, TUL	3.50
Glaser, USF	3.87
Gray, UAB	3.87
Bobbitt, TUL	3.95
Ryan, USF	4.01
Dickinson, UAB	4.27

OPPOSING BAT AVG

Harville, MEM	.192
Navarro, TUL	.203
Lontayo, TUL	.241
McKay, UNCC	.247
Nance, HOU	.249
Player, UNCC	.252
Bobbitt, TUL	.255
Glaser, USF	.263
Dickinson, UAB	.267
Baker, UNCC	.269

WON-LOSS PCT

Navarro, TUL	.857
McDonald, HOU	.778
Bobbitt, TUL	.778
Glaser, USF	.750
Player, UNCC	.667
Adams, USM	.667
Ryan, USF	.667
Stauffer, LOU	.667
Donnick, UNCC	.667
Mason, UAB	.667

WINS

Navarro, TUL	12
Player, UNCC	10
Glaser, USF	9
Adams, USM	8
Stauffer, LOU	8
Ryan, USF	8
Lontayo, TUL	8
7 tied at	7

LOSSES

Becker, CIN	10
Gallimore, CIN	9
Bratton, MEM	9
Schaeffer, SLU	8
Morgan, CIN	7
Portell, SLU	7
6 tied at	6

SAVES

Ramos, USF	8
Mason, UAB	8
Dieudonne, HOU	6
Sonson, David, LOU	6
House, MEM	5
Parker, USM	5
Ardoin, TUL	4
Marik, HOU	4
McKay, UNCC	3
Dickinson, UAB	3

INNINGS PITCHED

Glaser, USF	125.2
Navarro, TUL	112.1
Player, UNCC	111.1
Ryan, USF	103.1
Nance, HOU	103.1
Stauffer, LOU	103.1
Harville, MEM	101.2
Cantrelle, USM	101.1
Gray, UAB	97.2
Becker, CIN	93.0

BATTERS STRUCK OUT

Harville, MEM	136
Navarro, TUL	135
Nance, HOU	106
Gray, UAB	90
Glaser, USF	89
Lontayo, TUL	89
Cantrelle, USM	86
McKay, UNCC	85
Player, UNCC	79
Stauffer, LOU	77

APPEARANCES

Kee, USM	31
Mason, UAB	31
Ramos, USF	30
Dieudonne, HOU	30
Ardoin, TUL	28
Parker, USM	27
Brown, TUL	26
Sonson, David, LOU	26
Dickinson, UAB	26
2 tied at	25

GAMES STARTED

Glaser, USF	20
Navarro, TUL	16
Player, UNCC	16
Stauffer, LOU	16
Ryan, USF	16
Adams, USM	16
Cantrelle, USM	16
Gray, UAB	15
Nance, HOU	15
5 tied at	14

GAMES FINISHED

Ramos, USF	24
Mason, UAB	22
Parker, USM	21
Ardoin, TUL	20
Dieudonne, HOU	17
Sonson, LOU	17
Marbury, USM	14
Marik, HOU	12
Boyles, USF	12
McKay, UNCC	12

GAMES IN RELIEF

Kee, USM	31
Mason, UAB	31
Ramos, USF	30
Dieudonne, HOU	29
Ardoin, TUL	28
Brown, TUL	26
Parker, USM	26
Sonson, LOU	25
Boyles, USF	25
Fortenberry, USM	24

HITS ALLOWED

Stauffer, LOU	130
Glaser, USF	128
Cantrelle, USM	126
Ryan, USF	122
Becker, CIN	121
Gray, UAB	116
Gallimore, CIN	113
Player, UNCC	110
Beyer, UAB	107
Berkowitz, TUL	99

RUNS ALLOWED

Becker, CIN	93
Gallimore, CIN	92
Cantrelle, USM	78
Player, UNCC	76
Portell, SLU	70
Stauffer, LOU	67
Glaser, USF	65
Ruprecht, CIN	63
Gray, UAB	62
Baker, UNCC	61

EARNED RUNS ALLOWED

Gallimore, CIN	84
Player, UNCC	60
Cantrelle, USM	59
Becker, CIN	59
Portell, SLU	58
Stauffer, LOU	56
Beyer, UAB	55
Ruprecht, CIN	55
Glaser, USF	54
Nance, HOU	52

WALKS ALLOWED

Nance, HOU	52
Player, UNCC	49
Harville, MEM	49
Baker, UNCC	45
Schemmel, USM	44
McKay, UNCC	44
Glaser, USF	43
Schaeffer, SLU	40
Becker, CIN	40
McDonald, HOU	39



Individual Stats - All Games

DOUBLES ALLOWED

Stauffer, LOU	28
Player, UNCC	24
Bobbitt, TUL	23
Donnick, UNCC	23
Morgan, CIN	23
Gray, UAB	22
Gallimore, CIN	22
Cantrelle, USM	21
Nance, HOU	20
Aucella, LOU	20

TRIPLES ALLOWED

Cantrelle, USM	5
Harville, MEM	5
Diebold, SLU	4
Donnick, UNCC	3
Stauffer, LOU	3
McCrary, UAB	3
Bell, TUL	3
Berkowitz, TUL	3
26 tied at	2

HOME RUNS ALLOWED

Gallimore, CIN	20
Cantrelle, USM	17
Glaser, USF	17
Noecker, SLU	14
Aucella, LOU	14
Baker, UNCC	14
Dobson, USF	14
8 tied at	11

WILD PITCHES

Gallimore, CIN	14
Nance, HOU	14
Dickinson, UAB	14
Keller, SLU	12
Cantrelle, USM	11
Becker, CIN	11
5 tied at	10

BALKS

Harville, MEM	5
Nance, HOU	3
Metzger, CIN	3
Portell, SLU	3
Kirkland, HOU	3
Ashley, USF	3
Player, UNCC	3
6 tied at	2

HIT BATTERS

Navarro, TUL	14
Harville, MEM	11
Stauffer, LOU	11
Portell, SLU	11
Gray, UAB	10
Beyer, UAB	10
7 tied at	9

INTENTIONAL BB ALLOWED

Donohoo, UAB	4
Berkowitz, TUL	3
Ramos, USF	3
Brown, TUL	2
Ashley, USF	2
28 tied at	1

RUNNERS PICKED OFF

Brown, TUL	5
Bratton, MEM	4
Whitehead, USM	4
Lontayo, TUL	3
Brown, USM	3
Nance, HOU	3
Ryan, USF	3
13 tied at	2

BATTERS SO OUT LOOKING

Harville, MEM	45
Glaser, USF	39
Navarro, TUL	36
McKay, UNCC	35
Nance, HOU	35
Parker, USM	33
Gray, UAB	30
Player, UNCC	29
Ryan, USF	29
Cantrelle, USM	28

SAC BUNTS ALLOWED

Nance, HOU	15
Navarro, TUL	9
Player, UNCC	8
Morgan, CIN	8
Stauffer, LOU	7
Donohoo, UAB	7
Gray, UAB	7
Gallimore, CIN	7
4 tied at	6

SAC FLIES ALLOWED

Becker, CIN	7
McKnight, MEM	6
Player, UNCC	5
Ruprecht, CIN	5
Gallimore, CIN	5
Dieudonne, HOU	5
6 tied at	4

FIELDING LEADERS

FIELDING PCT

Blomer, CIN	1.000
Barbara, MEM	1.000
Matan, UNCC	1.000
Lynch, USF	1.000
Schuster, LOU	1.000
Sutter, TUL	.994
Keithley, HOU	.992
Wren, USM	.991
Campbell, SLU	.991
Gload, USF	.990

CHANCES

Gload, USF	594
Hill, UNCC	526
Sutter, TUL	502
Graffagnini, TUL	499
Bender, MEM	496
Keithley, HOU	494
Hausladen, SLU	491
Schied, USM	442
Whitehead, USM	412
Rios, HOU	405

PUTOUTS

Gload, USF	549
Hill, UNCC	490
Sutter, TUL	460
Graffagnini, TUL	457
Hausladen, SLU	452
Bender, MEM	451
Keithley, HOU	446
Schied, USM	395
Rios, HOU	379
Whitehead, USM	349

ASSISTS

Martin, USM	219
Harness, UAB	204
Dellaero, USF	197
Skrehot, HOU	177
Heller, CIN	172
Ware, HOU	170
Hammond, UNCC	169
Hirsch, SLU	159
Parr, UNCC	156
Koettker, SLU	147

ERRORS

Johns, TUL	28
Harness, UAB	27
Heller, CIN	23
Eberly, UAB	22
Dellaero, USF	21
Robinson, UNCC	21
Gabris, SLU	20
Hirsch, SLU	19
Skrehot, HOU	19
Martin, USM	19

FIELDING DOUBLE PLAYS

Gload, USF	58
Hill, UNCC	50
Bell, UAB	46
Hausladen, SLU	46
Harness, UAB	45
Dellaero, USF	44
Graffagnini, TUL	42
Skrehot, HOU	39
5 tied at	38

STOLEN BASES AGAINST

Bechtol, CIN	67
Mead, CIN	64
McAuley, LOU	57
Rios, HOU	48
Aderholt, UAB	46
Whitehead, USM	44
Sutter, TUL	41
Ballard, MEM	38
Becker, CIN	35
Leighton, SLU	34

CAUGHT STEALING BY

McAuley, LOU	23
Whitehead, USM	22
Aderholt, UAB	21
Romano, USF	18
Southerland, UNCC	15
Bechtol, CIN	13
Cutchlow, MEM	12
Glaser, USF	11
3 tied at	10



Team Stats - All Games

BATTING LEADERS

BATTING AVG

South Florida	.329
Houston	.327
Southern Miss	.317
UAB	.310
Saint Louis	.299
UNC Charlotte	.298
Tulane	.298
Louisville	.284
Memphis	.277
Cincinnati	.258

SLUGGING PCT

Southern Miss	.522
Tulane	.508
South Florida	.498
Houston	.492
Saint Louis	.471
UAB	.465
Louisville	.446
UNC Charlotte	.425
Cincinnati	.386
Memphis	.375

ON BASE PCT

South Florida	.400
Houston	.399
Tulane	.396
Southern Miss	.394
Saint Louis	.389
UNC Charlotte	.385
UAB	.378
Louisville	.378
Memphis	.359
Cincinnati	.340

RUNS SCORED

South Florida	532
Houston	508
Tulane	477
Southern Miss	464
UAB	407
UNC Charlotte	393
Louisville	362
Saint Louis	352
Cincinnati	291
Memphis	259

HITS

South Florida	783
Houston	759
UAB	681
Southern Miss	647
Tulane	629
UNC Charlotte	593
Saint Louis	537
Louisville	534
Cincinnati	509
Memphis	471

RUNS BATTED IN

South Florida	468
Houston	457
Tulane	432
Southern Miss	414
UAB	373
UNC Charlotte	344
Louisville	328
Saint Louis	323
Cincinnati	261
Memphis	219

DOUBLES

Houston	147
South Florida	144
Tulane	132
UAB	126
Southern Miss	117
UNC Charlotte	117
Louisville	107
Cincinnati	97
Memphis	95
Saint Louis	94

TRIPLES

South Florida	23
Houston	18
Tulane	15
UNC Charlotte	14
Saint Louis	12
Louisville	12
Southern Miss	8
UAB	8
Memphis	8
Cincinnati	5

HOME RUNS

Southern Miss	95
Tulane	94
South Florida	71
Houston	67
UAB	66
Saint Louis	63
Louisville	58
Cincinnati	48
UNC Charlotte	36
Memphis	18

TOTAL BASES

South Florida	1186
Houston	1143
Tulane	1073
Southern Miss	1065
UAB	1021
UNC Charlotte	846
Saint Louis	844
Louisville	839
Cincinnati	760
Memphis	636

WALKS

Tulane	309
South Florida	273
UNC Charlotte	261
Louisville	253
Houston	248
Saint Louis	237
Cincinnati	223
UAB	215
Southern Miss	185
Memphis	164

HIT BY PITCH

Southern Miss	87
Memphis	63
Tulane	52
Houston	49
UAB	39
Louisville	36
South Florida	34
UNC Charlotte	33
Saint Louis	32
Cincinnati	26

SAC BUNTS

Louisville	38
Tulane	34
Saint Louis	33
Houston	31
Cincinnati	30
Memphis	29
UAB	28
South Florida	22
UNC Charlotte	20
Southern Miss	19

SAC FLIES

South Florida	36
Tulane	30
Houston	28
UNC Charlotte	22
Southern Miss	22
UAB	20
Memphis	18
Saint Louis	10
Louisville	9
Cincinnati	8

STOLEN BASES

Houston	152
Tulane	104
UNC Charlotte	100
Southern Miss	86
South Florida	71
Memphis	62
Saint Louis	59
Cincinnati	42
UAB	39
Louisville	37

CAUGHT STEALING

Southern Miss	37
Tulane	34
Houston	34
UAB	32
UNC Charlotte	31
Louisville	28
Saint Louis	20
Cincinnati	20
Memphis	19
South Florida	18

STEAL ATTEMPTS

Houston	186
Tulane	138
UNC Charlotte	131
Southern Miss	123
South Florida	89
Memphis	81
Saint Louis	79
UAB	71
Louisville	65
Cincinnati	62

STOLEN BASE PCT

Houston	.817
South Florida	.798
Memphis	.765
UNC Charlotte	.763
Tulane	.754
Saint Louis	.747
Southern Miss	.699
Cincinnati	.677
Louisville	.569
UAB	.549

STRIKEOUTS

Cincinnati	445
UAB	437
Louisville	428
South Florida	397
Saint Louis	388
UNC Charlotte	387
Southern Miss	383
Tulane	379
Houston	378
Memphis	368

GROUNDING INTO DP

UAB	48
South Florida	46
Memphis	41
Louisville	38
Cincinnati	37
UNC Charlotte	37
Southern Miss	36
Houston	36
Tulane	30



Team Stats - All Games

TOTAL PLATE APP.

South Florida	2749
Houston	2679
Tulane	2539
UAB	2501
Southern Miss	2352
UNC Charlotte	2326
Cincinnati	2262
Louisville	2218
Saint Louis	2105
Memphis	1972

AT BATS

South Florida	2383
Houston	2323
UAB	2198
Tulane	2111
Southern Miss	2039
UNC Charlotte	1990
Cincinnati	1971
Louisville	1882
Saint Louis	1793
Memphis	1698

GAMES PLAYED

South Florida	63
Houston	63
Tulane	61
UAB	60
Cincinnati	58
UNC Charlotte	57
Southern Miss	57
Louisville	51
Saint Louis	51
Memphis	51

GAME STARTS

South Florida	63
Houston	63
Tulane	61
UAB	60
Cincinnati	58
UNC Charlotte	57
Southern Miss	57
Louisville	51
Saint Louis	51
Memphis	51

PITCHING LEADERS

EARNED RUN AVG

Tulane	4.05
South Florida	4.75
Memphis	5.10
UAB	5.13
Houston	5.34
UNC Charlotte	5.50
Southern Miss	5.65
Louisville	7.25
Saint Louis	7.44
Cincinnati	8.48

OPPOSING BAT AVG

Memphis	.263
UNC Charlotte	.273
Tulane	.274
Houston	.274
South Florida	.289
Southern Miss	.294
UAB	.307
Saint Louis	.331
Cincinnati	.338
Louisville	.366

WON-LOSS PCT

Tulane	.656
Houston	.635
South Florida	.619
Southern Miss	.596
UNC Charlotte	.536
UAB	.517
Louisville	.418
Saint Louis	.412
Memphis	.392
Cincinnati	.207

WINS

Tulane	40
Houston	40
South Florida	39
Southern Miss	34
UAB	31
UNC Charlotte	30
Louisville	23
Saint Louis	21
Memphis	20
Cincinnati	12

LOSSES

Cincinnati	46
Louisville	32
Memphis	31
Saint Louis	30
UAB	29
UNC Charlotte	26
South Florida	24
Southern Miss	23
Houston	23
Tulane	21

SAVES

Houston	14
South Florida	13
UAB	13
Memphis	10
Southern Miss	9
Tulane	8
UNC Charlotte	7
Louisville	7
Saint Louis	4
Cincinnati	4

INNINGS PITCHED

South Florida	561.1
Houston	558.0
Tulane	541.2
UAB	537.0
Southern Miss	502.0
UNC Charlotte	499.1
Cincinnati	494.2
Louisville	465.2
Saint Louis	439.0
Memphis	435.2

BATTERS STRUCK OUT

Tulane	520
Houston	516
UAB	427
Southern Miss	418
Memphis	405
South Florida	392
UNC Charlotte	368
Cincinnati	364
Louisville	338
Saint Louis	249

APPEARANCES

South Florida	63
Houston	63
Tulane	61
UAB	60
Cincinnati	58
Southern Miss	57
UNC Charlotte	57
Memphis	51
Louisville	51
Saint Louis	51

HITS ALLOWED

Cincinnati	721
UAB	674
Louisville	656
South Florida	647
Saint Louis	621
Houston	598
Southern Miss	591
Tulane	581
UNC Charlotte	533
Memphis	439

RUNS ALLOWED

Cincinnati	565
Louisville	453
Saint Louis	434
Southern Miss	398
UAB	389
Houston	378
UNC Charlotte	374
South Florida	366
Tulane	325
Memphis	310

EARNED RUNS ALLOWED

Cincinnati	466
Louisville	375
Saint Louis	363
Houston	331
Southern Miss	315
UAB	306
UNC Charlotte	305
South Florida	296
Memphis	247
Tulane	244

WALKS ALLOWED

UNC Charlotte	274
Cincinnati	270
Houston	259
Saint Louis	243
Memphis	231
Southern Miss	223
South Florida	223
Louisville	212
UAB	197
Tulane	188

DOUBLES ALLOWED

Louisville	153
Cincinnati	140
Saint Louis	127
UAB	124
Southern Miss	121
Houston	117
UNC Charlotte	117
South Florida	104
Tulane	100
Memphis	99

TRIPLES ALLOWED

Louisville	18
Saint Louis	17
UAB	14
Tulane	12
Southern Miss	12
Cincinnati	11
Memphis	9
Houston	9
South Florida	8
UNC Charlotte	8

HOME RUNS ALLOWED

Cincinnati	97
Louisville	85
Saint Louis	68
UAB	65
South Florida	65
Southern Miss	63
UNC Charlotte	60
Houston	59
Tulane	50
Memphis	33



Team Stats - All Games

WILD PITCHES

Cincinnati	76
UAB	66
Saint Louis	56
UNC Charlotte	56
Memphis	54
Southern Miss	54
Tulane	47
Louisville	44
Houston	37
South Florida	37

BALKS

Houston	12
Memphis	11
Tulane	8
UNC Charlotte	7
Cincinnati	6
South Florida	5
Saint Louis	5
Louisville	3
UAB	3
Southern Miss	3

HIT BATTERS

Houston	61
UNC Charlotte	55
Saint Louis	53
Cincinnati	53
Memphis	44
UAB	44
Tulane	41
South Florida	39
Louisville	37
Southern Miss	32

INTENTIONAL BB ALLOWED

UAB	10
South Florida	10
Tulane	8
UNC Charlotte	3
Houston	3
Southern Miss	3
Cincinnati	2
Saint Louis	2
Memphis	1

RUNNERS PICKED OFF

Tulane	14
Southern Miss	12
Memphis	9
Cincinnati	9
Houston	8
South Florida	8
UNC Charlotte	5
Saint Louis	5
UAB	5
Louisville	3

BATTERS SO OUT LOOKING

South Florida	161
Houston	158
Southern Miss	148
Tulane	147
Memphis	146
UNC Charlotte	145
UAB	115
Cincinnati	109
Louisville	101
Saint Louis	80

SAC BUNTS ALLOWED

Houston	40
Louisville	36
UNC Charlotte	35
UAB	34
Tulane	33
Cincinnati	33
Southern Miss	31
Saint Louis	25
Memphis	18
South Florida	15

SAC FLIES ALLOWED

Cincinnati	32
Houston	23
UNC Charlotte	20
UAB	19
Southern Miss	18
South Florida	17
Memphis	17
Tulane	15
Louisville	14
Saint Louis	9

FIELDING LEADERS

FIELDING PCT

Houston	.963
Memphis	.961
Saint Louis	.960
Tulane	.958
UNC Charlotte	.958
South Florida	.957
Southern Miss	.957
UAB	.955
Louisville	.954
Cincinnati	.951

CHANCES

South Florida	2541
Houston	2457
UAB	2417
Tulane	2351
Southern Miss	2341
UNC Charlotte	2216
Cincinnati	2206
Louisville	2069
Saint Louis	1985
Memphis	1946

PUTOUTS

South Florida	1684
Houston	1674
Tulane	1625
UAB	1611
Southern Miss	1506
UNC Charlotte	1498
Cincinnati	1484
Louisville	1393
Saint Louis	1317
Memphis	1307

ASSISTS

South Florida	749
Southern Miss	735
UAB	698
Houston	691
Tulane	628
UNC Charlotte	624
Cincinnati	614
Saint Louis	588
Louisville	580
Memphis	563

ERRORS

South Florida	108
Cincinnati	108
UAB	108
Southern Miss	100
Tulane	98
Louisville	96
UNC Charlotte	94
Houston	92
Saint Louis	80
Memphis	76

FIELDING DOUBLE PLAYS

UAB	66
South Florida	61
UNC Charlotte	54
Houston	54
Saint Louis	53
Southern Miss	53
Cincinnati	51
Tulane	50
Louisville	44
Memphis	42

STOLEN BASES AGAINST

Cincinnati	140
Saint Louis	80
Houston	72
Memphis	68
UAB	62
Louisville	62
Southern Miss	61
UNC Charlotte	53
South Florida	52
Tulane	50

CAUGHT STEALING BY

Southern Miss	35
UAB	35
South Florida	34
Tulane	28
Memphis	26
Louisville	26
UNC Charlotte	25
Cincinnati	21
Houston	20
Saint Louis	19

STEAL ATTEMPTS AGAINST

Cincinnati	161
Saint Louis	99
UAB	97
Southern Miss	96
Memphis	94
Houston	92
Louisville	88
South Florida	86
UNC Charlotte	78
Tulane	78

C-USA NOTABLES

1997 RECORDS BY MONTH

	Feb.	Mar.	Apr.	May
UAB	6-3	7-12	9-10	9-4
Cincinnati	1-3	7-13	2-21	2-9
Houston	6-5	12-4	14-9	8-5
Louisville	2-5	10-11	9-10	2-6
Memphis	3-2	6-11	7-14	4-4
UNC Charlotte	5-4	9-9	11-6-1	5-7
Saint Louis	0-0	10-9	9-13	2-8
South Florida	9-4	13-6	8-8	9-6
Southern Miss	4-3	14-5	13-8	3-7
Tulane	7-2	12-8	13-8	8-3
TOTALS	43-31	100-88	95-109-1	52-59

1997 DAY AND NIGHT RECORDS

	Day	Night
UAB	22-11	9-18
Cincinnati	9-34	3-12
Houston	23-14	17-9
Louisville	13-23	10-9
Memphis	13-19	7-12
UNC Charlotte	22-17-1	8-9
Saint Louis	17-21	4-9
South Florida	26-11	13-13
Southern Miss	16-6	18-17
Tulane	21-8	18-13
TOTALS	182-164-1	107-121



Individual Stats - C-USA Games

BATTING LEADERS

BATTING AVG

Tomlinson, HOU	.451
Schied, USM	.444
Gload, USF	.417
House, MEM	.412
Carr, HOU	.405
Hughes, TUL	.388
Robinson, UNCC	.381
Martin, USM	.381
Caraway, HOU	.380
Lynch, USF	.378

SLUGGING PCT

Gload, USF	.825
Tomlinson, HOU	.814
Berger, LOU	.772
Whitehead, USM	.759
Dellaero, USF	.727
Fitzgerald, TUL	.716
Schied, USM	.708
Carr, HOU	.698
Logan, USM	.683
Bell, UAB	.679

ON BASE PCT

Tomlinson, HOU	.541
Schied, USM	.524
Hughes, TUL	.516
Gload, USF	.515
House, MEM	.496
Lynch, USF	.475
Berger, LOU	.472
Gabris, SLU	.469
Carr, HOU	.462
Pursell, TUL	.461

RUNS SCORED

Gload, USF	39
Carr, HOU	37
Diaz, USF	34
Brown, TUL	34
Tomlinson, HOU	33
Dellaero, USF	33
Wren, USM	31
Terry, UAB	29
Fitzgerald, TUL	28
Whitehead, USM	28

HITS

Carr, HOU	47
Tomlinson, HOU	46
Harness, UAB	44
Gload, USF	43
Diaz, USF	41
Caraway, HOU	41
5 tied at	40

RUNS BATTED IN

Gload, USF	43
Fitzgerald, TUL	40
Dellaero, USF	37
Bell, UAB	34
Bredensteiner, SLU	33
Logan, USM	33
Whitehead, USM	33
Gabris, SLU	32
Berger, LOU	31
Harper, LOU	30

DOUBLES

Tomlinson, HOU	16
Robinson, UNCC	13
Gload, USF	12
Matan, UNCC	11
Carr, HOU	11
Logan, USM	10
Haas, LOU	9
Lynch, USF	9
Terry, UAB	9
4 tied at	8

TRIPLES

Diaz, USF	4
Robinson, UNCC	2
Cutchlow, MEM	2
Fitzgerald, TUL	2
Keithley, HOU	2
Hammond, UNCC	2
Tompkins, MEM	2
Anderson, UNCC	2
Bredensteiner, SLU	2
Hughes, TUL	2

HOME RUNS

Whitehead, USM	11
Bell, UAB	11
Berger, LOU	11
Dellaero, USF	10
Bredensteiner, SLU	10
Gload, USF	10
Harper, LOU	10
Fitzgerald, TUL	9
3 tied at	8

TOTAL BASES

Gload, USF	85
Tomlinson, HOU	83
Carr, HOU	81
Berger, LOU	78
Fitzgerald, TUL	78
Bell, UAB	76
Dellaero, USF	72
Bredensteiner, SLU	70
Robinson, UNCC	69
Logan, USM	69

WALKS

Hughes, TUL	25
Gload, USF	22
Berger, LOU	20
Brown, TUL	19
Pursell, TUL	18
Gabris, SLU	18
Hammond, UNCC	18
Dellaero, USF	17
Parr, UNCC	17
3 tied at	16

HIT BY PITCH

Miller, MEM	9
Graffagnini, TUL	8
Hurst, UAB	8
House, MEM	8
Tomlinson, HOU	6
Anderson, UNCC	6
Schied, USM	6
Brown, TUL	5
Whitehead, USM	5
10 tied at	4

SAC BUNTS

Heller, CIN	5
Johns, TUL	5
Koettker, SLU	5
Kahoalii, LOU	5
Ware, HOU	4
McAuley, LOU	4
Parr, UNCC	4
Smith, UAB	4
12 tied at	3

SAC FLIES

Gload, USF	3
Skrehot, HOU	3
Pilger, USF	3
Dellaero, USF	3
Schreiber, HOU	3
Hurst, UAB	3
Whitehead, USM	3
15 tied at	2

STOLEN BASES

Tomlinson, HOU	14
Skrehot, HOU	13
Caraway, HOU	11
Parr, UNCC	11
Brown, TUL	10
Logan, USM	9
Carr, HOU	9
6 tied at	8

CAUGHT STEALING

Haas, LOU	5
Rhodes, UNCC	5
Diacio, UNCC	4
Wren, USM	4
Brown, TUL	4
Logan, USM	4
Terry, UAB	4
13 tied at	3

STEAL ATTEMPTS

Tomlinson, HOU	16
Caraway, HOU	14
Brown, TUL	14
Skrehot, HOU	14
Rhodes, UNCC	13
Logan, USM	13
Parr, UNCC	12
5 tied at	11

STOLEN BASE PCT

Matan, UNCC	1.000
Hausladen, SLU	1.000
Robinson, UNCC	1.000
Bredensteiner, SLU	1.000
Gload, USF	1.000
Sutter, TUL	1.000
Dellaero, USF	1.000
House, MEM	1.000
Stefansky, CIN	1.000
DeLeon, USF	1.000

STRIKEOUTS

Bell, UAB	32
Hausladen, SLU	28
Sutter, TUL	28
Berger, LOU	28
Bechtol, CIN	28
Daniel, CIN	27
Haas, LOU	27
Carnes, UAB	25
Hesse, USM	25
Tompkins, MEM	25

GROUNDED INTO DP

Hurst, UAB	6
Wilson, TUL	5
Robinson, UNCC	4
House, MEM	4
Anderson, UNCC	4
Stefansky, CIN	4
Ballard, MEM	4
Carnes, UAB	4
16 tied at	3



Individual Stats - C-USA Games

TOTAL PLATE APPEARANCES

Harness, UAB	136
Pilger, USF	135
Carr, HOU	134
Koettker, SLU	131
Gload, USF	130
Haas, LOU	130
Gabris, SLU	130
Hughes, TUL	128
4 tied at	127

AT BATS

Harness, UAB	121
Eberly, UAB	117
Carr, HOU	116
Haas, LOU	116
Pilger, USF	115
Carney, CIN	115
Bell, UAB	112
Koettker, SLU	111
Skrehot, HOU	110
5 tied at	109

PITCHING LEADERS

EARNED RUN AVG

Navarro, TUL	2.22
Harville, MEM	2.35
Berkowitz, TUL	3.41
Glaser, USF	3.68
Lontayo, TUL	4.09
Kirkland, HOU	4.34
Ryan, USF	4.45
Nance, HOU	4.45
Cantrelle, USM	4.68
McKay, UNCC	4.85

OPPOSING BAT AVG

Harville, MEM	.200
Navarro, TUL	.204
Player, UNCC	.242
Nance, HOU	.248
Tompkins, MEM	.250
McKay, UNCC	.255
Glaser, USF	.258
House, MEM	.261
Kirkland, HOU	.272
Baker, UNCC	.275

WON-LOSS PCT

Kirkland, HOU	1.000
Navarro, TUL	.875
Cantrelle, USM	.800
Berkowitz, TUL	.750
Ashley, USF	.750
Ryan, USF	.714
Stauffer, LOU	.714
Player, UNCC	.714
Baker, UNCC	.667
Adams, USM	.667

WINS

Navarro, TUL	7
Kirkland, HOU	5
Player, UNCC	5
Ryan, USF	5
Stauffer, LOU	5
Nance, HOU	5
Cantrelle, USM	4
Baker, UNCC	4
Adams, USM	4
McCrary, UAB	4

LOSSES

Becker, CIN	6
Bratton, MEM	5
Portell, SLU	5
Schaeffer, SLU	5
7 tied at	4

SAVES

Sonson, LOU	4
Mason, UAB	4
Ramos, USF	3
Marik, HOU	3
Ardoin, TUL	3
8 tied at	2

INNINGS PITCHED

Harville, MEM	65.0
Navarro, TUL	65.0
Gray, UAB	64.2
Player, UNCC	63.0
Nance, HOU	62.2
Stauffer, LOU	59.0
Glaser, USF	58.2
Ryan, USF	58.2
Berkowitz, TUL	58.0
Cantrelle, USM	57.2

BATTERS STRUCK OUT

Harville, MEM	91
Navarro, TUL	70
Nance, HOU	67
Gray, UAB	60
Cantrelle, USM	55
Glaser, USF	51
McKay, UNCC	49
Player, UNCC	47
Ryan, USF	46
Stauffer, LOU	43

APPEARANCES

Kee, USM	14
Dieudonne, HOU	12
Boyles, USF	12
Sonson, LOU	12
Parker, USM	12
6 tied at	11

GAMES STARTED

Ryan, USF	9
Navarro, TUL	9
Nance, HOU	9
Gray, UAB	9
Cantrelle, USM	9
Glaser, USF	9
9 tied at	8

GAMES FINISHED

Parker, USM	10
Boyles, USF	9
Sonson, LOU	9
Mason, UAB	9
Dieudonne, HOU	7
Ramos, USF	7
Marik, HOU	7
Hiles, MEM	6
Marbury, USM	6
8 tied at	5

GAMES IN RELIEF

Kee, USM	14
Boyles, USF	12
Sonson, David, LOU	12
Parker, USM	12
Dieudonne, HOU	12
Mason, UAB	11
Bell, TUL	11
Fortenberry, USM	11
Marbury, USM	11
4 tied at	10

HITS ALLOWED

Gray, UAB	84
Stauffer, LOU	79
Cantrelle, USM	74
Portell, SLU	71
Ryan, USF	69
Berkowitz, TUL	68
Becker, CIN	67
Schaeffer, SLU	62
Gallimore, CIN	61
Baker, UNCC	60

RUNS ALLOWED

Becker, CIN	54
Gallimore, CIN	47
Ruprecht, CIN	46
Portell, SLU	46
Gray, UAB	45
Stauffer, LOU	42
Player, UNCC	41
Diebold, SLU	38
McCrary, UAB	38
Schaeffer, SLU	37

EARNED RUNS ALLOWED

Gallimore, CIN	42
Ruprecht, CIN	39
Portell, SLU	38
Becker, CIN	37
Player, UNCC	36
Gray, UAB	35
Diebold, SLU	34
Stauffer, LOU	33
3 tied at	31

WALKS ALLOWED

Nance, HOU	31
Harville, MEM	28
Baker, UNCC	27
Player, UNCC	27
Navarro, TUL	26
Schaeffer, SLU	26
Ryan, USF	25
Ruprecht, CIN	23
Becker, CIN	22
Glaser, USF	22



Individual Stats - C-USA Games

DOUBLES ALLOWED

Gray, UAB	16
Cantrelle, USM	14
Portell, SLU	14
Raithel, LOU	14
Stauffer, LOU	14
Player, UNCC	13
5 tied at	12

TRIPLES ALLOWED

Diebold, SLU	4
Harville, MEM	3
Dieudonne, HOU	2
Cantrelle, USM	2
Stauffer, LOU	2
Schaeffer, SLU	2
McCrary, UAB	2
Stanfield, SLU	2
Gallimore, CIN	2
23 tied at	1

HOME RUNS ALLOWED

Gallimore, CIN	14
Cantrelle, USM	11
McKay, UNCC	10
Baker, UNCC	10
Aucella, LOU	10
Diebold, SLU	9
5 tied at	8

WILD PITCHES

Nance, HOU	10
Ruprecht, CIN	8
Player, UNCC	7
Salmon, LOU	7
Baker, UNCC	6
Becker, CIN	6
McKay, UNCC	6
4 tied at	5

BALKS

Harville, MEM	4
Kirkland, HOU	2
Erwin, MEM	2
Ashley, USF	2
Lontayo, TUL	2
Portell, SLU	2
18 tied at	1

HIT BATTERS

Navarro, TUL	12
Gray, UAB	8
Portell, SLU	8
McDonald, HOU	6
Harville, MEM	5
Nelson, SLU	5
Nance, HOU	5
McLeod, HOU	5
Dieudonne, HOU	5
Baker, UNCC	5

INTENTIONAL BB ALLOWED

17 tied at	1
------------	---

RUNNERS PICKED OFF

Bratton, MEM	3
Brown, TUL	3
Nance, HOU	3
Tompkins, MEM	2
Cento, CIN	2
Ryan, USF	2
Navarro, TUL	2
18 tied at	1

FIELDING LEADERS

FIELDING PCT

Sutter, TUL	1.000
Boles, USF	1.000
Lee, HOU	1.000
Campbell, SLU	1.000
Stefansky, CIN	1.000
Blomer, CIN	1.000
Bennett, LOU	1.000
Caraway, HOU	1.000
Barbara, MEM	1.000
Miller, MEM	1.000

CHANCES

Graffagnini, TUL	270
Hausladen, SLU	268
Bender, MEM	253
Gload, USF	248
Hill, UNCC	229
Hurst, UAB	214
Keithley, HOU	212
McAuley, LOU	192
Sutter, TUL	182
Rios, HOU	180

PUTOUTS

Graffagnini, TUL	246
Hausladen, SLU	245
Gload, USF	227
Bender, MEM	224
Hill, UNCC	215
Hurst, UAB	204
Keithley, HOU	200
Rios, HOU	168
Sutter, TUL	161
McAuley, LOU	160

ASSISTS

Martin, USM	101
Harness, UAB	98
Heller, CIN	94
Hirsch, SLU	92
Koettker, SLU	89
Dellaero, USF	83
Eberly, UAB	83
Skrehot, HOU	80
Bell, UAB	77
Meadows, MEM	76

ERRORS

Johns, TUL	14
Harness, UAB	12
Hirsch, SLU	12
Eberly, UAB	11
Carney, CIN	10
Heller, CIN	10
Kahoalii, LOU	10
Gabris, SLU	10
Skrehot, HOU	9
Carr, HOU	9

FIELDING DOUBLE PLAYS

Graffagnini, TUL	25
Hausladen, SLU	25
Koettker, SLU	23
Gload, USF	22
Martin, USM	22
Bell, UAB	22
Hirsch, SLU	21
Heller, CIN	21
Harness, UAB	21
2 tied at	20

STOLEN BASES AGAINST

Bechtol, CIN	44
Aderholt, UAB	25
McAuley, LOU	23
Whitehead, USM	23
Ballard, MEM	21
Becker, CIN	19
Leighton, SLU	18
Schaeffer, SLU	17
4 tied at	15

CAUGHT STEALING BY

McAuley, LOU	12
Aderholt, UAB	12
Ballard, MEM	9
Whitehead, USM	9
Bechtol, CIN	7
Junghans, UNCC	7
Romano, USF	7
4 tied at	6

STEAL ATTEMPTS AGAINST

Bechtol, CIN	51
Aderholt, UAB	37
McAuley, LOU	35
Whitehead, USM	32
Ballard, MEM	30
Junghans, UNCC	22
Leighton, SLU	21
Becker, CIN	21
Wunderlich, SLU	21
Romano, USF	20

PASSED BALLS

Cutchlow, MEM	9
Junghans, UNCC	5
Mead, CIN	5
Whitehead, USM	5
Ballard, MEM	5
Bechtol, CIN	4
Hughes, TUL	4
Scott, HOU	3
7 tied at	2

CATCHERS INTERFERENCE

Aderholt, UAB	2
Federico, USM	1
Harris, UAB	1
Ballard, MEM	1



Team Stats - C-USA Games

BATTING LEADERS

BATTING AVG		SLUGGING PCT		ON BASE PCT		RUNS SCORED	
South Florida	.331	Southern Miss	.528	South Florida	.407	South Florida	246
Houston	.327	South Florida	.525	Houston	.399	Southern Miss	219
Southern Miss	.318	Houston	.505	Tulane	.396	Houston	205
UAB	.315	Tulane	.504	Southern Miss	.390	Tulane	204
Tulane	.296	UAB	.469	UAB	.379	UAB	179
Memphis	.292	Louisville	.459	UNC Charlotte	.376	Louisville	173
UNC Charlotte	.290	Saint Louis	.457	Memphis	.372	UNC Charlotte	171
Saint Louis	.278	UNC Charlotte	.411	Saint Louis	.361	Saint Louis	166
Louisville	.278	Cincinnati	.408	Louisville	.360	Memphis	138
Cincinnati	.261	Memphis	.378	Cincinnati	.328	Cincinnati	138
HITS		RUNS BATTED IN		DOUBLES		TRIPLES	
South Florida	327	South Florida	216	South Florida	64	South Florida	7
Houston	321	Southern Miss	198	Houston	61	UNC Charlotte	7
UAB	308	Tulane	193	Tulane	55	Tulane	6
Southern Miss	300	Houston	186	Southern Miss	54	Houston	6
Tulane	271	UAB	163	UAB	54	Saint Louis	5
Saint Louis	269	Louisville	158	UNC Charlotte	53	Memphis	4
UNC Charlotte	268	Saint Louis	155	Louisville	49	Louisville	4
Louisville	259	UNC Charlotte	150	Saint Louis	48	Cincinnati	3
Memphis	259	Cincinnati	127	Memphis	47	UAB	2
Cincinnati	247	Memphis	121	Cincinnati	46	Southern Miss	0
HOME RUNS		TOTAL BASES		WALKS		HIT BY PITCH	
Southern Miss	48	South Florida	519	Tulane	132	Memphis	34
Tulane	41	Southern Miss	498	South Florida	125	Southern Miss	34
South Florida	38	Houston	496	UNC Charlotte	116	Tulane	26
Saint Louis	38	Tulane	461	Houston	110	UAB	23
Louisville	37	UAB	459	Saint Louis	109	Houston	18
Houston	34	Saint Louis	441	Louisville	105	Saint Louis	17
UAB	31	Louisville	427	UAB	86	Louisville	16
Cincinnati	29	Cincinnati	386	Memphis	84	UNC Charlotte	14
UNC Charlotte	15	UNC Charlotte	380	Southern Miss	84	Cincinnati	14
Memphis	7	Memphis	335	Cincinnati	83	South Florida	12
SAC BUNTS		SAC FLIES		STOLEN BASES		CAUGHT STEALING	
Memphis	21	South Florida	14	Houston	66	UAB	21
Tulane	20	Houston	13	Tulane	43	UNC Charlotte	19
Houston	16	UAB	12	UNC Charlotte	41	Tulane	15
Louisville	15	Tulane	10	South Florida	36	Houston	14
Saint Louis	15	Southern Miss	9	Southern Miss	35	Southern Miss	13
UAB	14	Memphis	8	Memphis	31	Louisville	12
Cincinnati	13	UNC Charlotte	5	Saint Louis	22	Saint Louis	9
South Florida	10	Cincinnati	4	Louisville	20	Memphis	9
UNC Charlotte	8	Louisville	3	UAB	16	Cincinnati	9
Southern Miss	7	Saint Louis	2	Cincinnati	15	South Florida	7
STEAL ATTEMPTS		STOLEN BASE PCT		STRIKEOUTS		GROUNDED INTO DP	
Houston	80	South Florida	.837	Saint Louis	222	Memphis	26
UNC Charlotte	60	Houston	.825	Louisville	220	UAB	22
Tulane	58	Memphis	.775	Cincinnati	203	Louisville	20
Southern Miss	48	Tulane	.741	UAB	199	UNC Charlotte	20
South Florida	43	Southern Miss	.729	UNC Charlotte	183	Cincinnati	18
Memphis	40	Saint Louis	.710	Memphis	177	South Florida	16
UAB	37	UNC Charlotte	.683	Southern Miss	172	Tulane	15
Louisville	32	Cincinnati	.625	Tulane	163	Southern Miss	14
Saint Louis	31	Louisville	.625	Houston	157	Houston	13
Cincinnati	24	UAB	.432	South Florida	155		



Team Stats - C-USA Games

TOTAL PLATE APPEARANCES

South Florida	1151	South Florida	989
Houston	1140	Houston	983
UAB	1115	UAB	979
Saint Louis	1109	Saint Louis	966
Tulane	1104	Cincinnati	947
Southern Miss	1078	Southern Miss	944
Louisville	1070	Louisville	931
UNC Charlotte	1067	UNC Charlotte	924
Cincinnati	1063	Tulane	915
Memphis	1034	Memphis	887

AT BATS

PITCHING LEADERS

EARNED RUN AVG

Tulane	4.17	Houston	.259
Memphis	4.52	UNC Charlotte	.259
South Florida	4.69	Memphis	.259
Houston	4.93	South Florida	.278
UAB	5.26	Tulane	.280
UNC Charlotte	5.38	Southern Miss	.302
Southern Miss	5.46	UAB	.315
Saint Louis	7.12	Saint Louis	.327
Louisville	7.59	Cincinnati	.347
Cincinnati	8.85	Louisville	.394

OPPOSING BAT AVG

WON-LOSS PCT

Tulane	.731	Tulane	19
Houston	.704	Houston	19
South Florida	.692	South Florida	18
Southern Miss	.615	Southern Miss	16
UNC Charlotte	.538	UNC Charlotte	14
UAB	.519	UAB	14
Louisville	.423	Louisville	11
Memphis	.346	Memphis	9
Saint Louis	.296	Saint Louis	8
Cincinnati	.148	Cincinnati	4

WINS

LOSSES

Cincinnati	23	Houston	7
Saint Louis	19	Tulane	6
Memphis	17	Southern Miss	6
Louisville	15	UAB	6
UAB	13	South Florida	5
UNC Charlotte	12	Louisville	4
Southern Miss	10	Memphis	3
South Florida	8	UNC Charlotte	2
Houston	8	Cincinnati	2
Tulane	7	Saint Louis	1

SAVES

INNINGS PITCHED

UAB	239.2	Memphis	229
Houston	239.0	Houston	224
Cincinnati	237.0	Tulane	203
Tulane	235.1	Southern Miss	199
Saint Louis	235.0	South Florida	197
Louisville	232.1	UAB	173
South Florida	232.1	Cincinnati	166
UNC Charlotte	229.0	Louisville	164
Southern Miss	229.0	UNC Charlotte	160
Memphis	227.0	Saint Louis	136

BATTERS STRUCK OUT

APPEARANCES

Saint Louis	27	Cincinnati	360
Houston	27	Louisville	341
Cincinnati	27	Saint Louis	322
UAB	27	UAB	313
South Florida	26	Southern Miss	283
Southern Miss	26	Tulane	258
Tulane	26	South Florida	254
Memphis	26	Houston	236
UNC Charlotte	26	UNC Charlotte	228
Louisville	23	Memphis	228

HITS ALLOWED

RUNS ALLOWED

Cincinnati	279	Cincinnati	233
Louisville	234	Louisville	196
Saint Louis	216	Saint Louis	186
Southern Miss	180	UAB	140
UAB	179	Southern Miss	139
UNC Charlotte	161	UNC Charlotte	137
Houston	153	Houston	131
Memphis	151	South Florida	121
Tulane	147	Memphis	114
South Florida	139	Tulane	109

EARNED RUNS ALLOWED

WALKS ALLOWED

Cincinnati	133	Louisville	72
Saint Louis	120	Cincinnati	67
UNC Charlotte	112	Saint Louis	61
Southern Miss	108	Southern Miss	59
Memphis	103	UAB	55
Houston	101	Memphis	52
South Florida	96	Houston	47
Louisville	95	UNC Charlotte	44
Tulane	91	Tulane	39
UAB	76	South Florida	32

DOUBLES ALLOWED

TRIPLES ALLOWED

Saint Louis	11	Cincinnati	54
UAB	8	Louisville	49
Louisville	6	Saint Louis	39
Cincinnati	5	UNC Charlotte	35
Memphis	4	UAB	30
Southern Miss	3	South Florida	26
Houston	3	Southern Miss	25
South Florida	2	Houston	24
Tulane	2	Memphis	21
UNC Charlotte	0	Tulane	16

HOME RUNS ALLOWED



Team Stats - C-USA Games

WILD PITCHES

Cincinnati	35
Saint Louis	27
UNC Charlotte	24
Memphis	23
UAB	22
Southern Miss	22
Louisville	21
South Florida	16
Houston	15
Tulane	15

BALKS

Memphis	7
Tulane	6
Houston	4
Cincinnati	3
UAB	3
South Florida	3
Southern Miss	2
Saint Louis	2
UNC Charlotte	1
Louisville	1

HIT BATTERS

Houston	32
Cincinnati	26
Saint Louis	25
Tulane	24
UNC Charlotte	22
UAB	19
Memphis	18
Louisville	16
South Florida	15
Southern Miss	10

INTENTIONAL BB ALLOWED

Tulane	4
UAB	3
Southern Miss	3
Saint Louis	2
South Florida	2
Cincinnati	1
Memphis	1
Houston	1
Louisville	0
Saint Louis	0

RUNNERS PICKED OFF

Tulane	7
Memphis	6
Houston	6
Cincinnati	5
South Florida	4
Saint Louis	2
UAB	2
Southern Miss	1
Louisville	1
UNC Charlotte	1

BATTERS SO LOOKING

South Florida	86
Memphis	81
Southern Miss	73
UNC Charlotte	73
Houston	61
Tulane	56
Cincinnati	48
UAB	47
Saint Louis	44
Louisville	43

SAC BUNTS ALLOWED

UNC Charlotte	20
Louisville	19
Tulane	18
Cincinnati	15
Saint Louis	14
UAB	14
Houston	12
Southern Miss	10
Memphis	8
South Florida	7

SAC FLIES ALLOWED

Cincinnati	14
Houston	12
Louisville	10
Southern Miss	9
UNC Charlotte	8
UAB	7
Saint Louis	6
Tulane	5
South Florida	5
Memphis	4

FIELDING LEADERS

FIELDING PCT

Houston	.964
UNC Charlotte	.962
South Florida	.961
Memphis	.961
Tulane	.960
Saint Louis	.958
Southern Miss	.958
UAB	.956
Louisville	.955
Cincinnati	.947

CHANCES

UAB	1110
Saint Louis	1082
Cincinnati	1060
Southern Miss	1054
Tulane	1041
South Florida	1036
Houston	1036
Louisville	1029
Memphis	1001
UNC Charlotte	995

PUTOUTS

UAB	719
Houston	717
Cincinnati	711
Tulane	706
Saint Louis	705
Louisville	698
South Florida	697
Southern Miss	687
UNC Charlotte	687
Memphis	681

ASSISTS

UAB	342
Saint Louis	332
Southern Miss	323
South Florida	299
Cincinnati	293
Tulane	293
Louisville	285
Houston	282
Memphis	281
UNC Charlotte	270

ERRORS

Cincinnati	56
UAB	49
Louisville	46
Saint Louis	45
Southern Miss	44
Tulane	42
South Florida	40
Memphis	39
UNC Charlotte	38
Houston	37

FIELDING DOUBLE PLAYS

Saint Louis	31
UAB	29
Cincinnati	27
Houston	26
Tulane	26
Southern Miss	25
South Florida	22
UNC Charlotte	21
Memphis	14
Louisville	14

STOLEN BASES AGAINST

Cincinnati	66
Saint Louis	48
Southern Miss	38
UAB	33
Memphis	31
Louisville	24
South Florida	21
UNC Charlotte	21
Houston	19
Tulane	18

CAUGHT STEALING BY

Southern Miss	20
Memphis	17
UAB	16
South Florida	15
Louisville	13
Tulane	11
UNC Charlotte	11
Saint Louis	10
Cincinnati	10
Houston	7

STEAL ATTEMPTS AGAINST

Cincinnati	76
Southern Miss	58
Saint Louis	58
UAB	49
Memphis	48
Louisville	37
South Florida	36
UNC Charlotte	32
Tulane	29
Houston	26



Records (Individual - All Games)

BATTING

BATTING AVERAGE

SEASON		1997
.427	Goefrey Tomlinson, HOU	1997
.402	Jeremy Schied, USM	1997
.401	Joey Anderson, UNCC	1996
.400	Chris Heintz, USF	1996
.399	Ross Gload, USF	1997
.399	Dustin Carr, HOU	1997

OFFICIAL AT BATS

GAME		1997
7	eight tied with	
SEASON		
272	Mike Pilger, USF	1997
271	Dustin Carr, HOU	1997
265	Chris Heintz, USF	1996
261	Dan Harness, UAB	1997
254	Gio Cafaro, USF	1996

RUNS SCORED

GAME		1997
5	Joey Anderson, UNCC (LOU)	5-16-96
5	Chris Heintz, USF (CIN)	4-14-96
5	Eric Koettker, SLU (Grambling St.)	3-13-96
5	Scott Keithley, HOU (Rice)	2-8-97
5	Goefrey Tomlinson, HOU (UNCC)	5-18-97
5	Chris Hesse, USM (Centenary)	3-1-97
SEASON		
86	Gio Cafaro, USF	1996
85	Ross Gload, USF	1997
83	Ross Gload, USF	1996
80	Dustin Carr, HOU	1997
75	Craig Brown, TUL	1997

HITS

GAME		1997
5	20 tied with	
SEASON		
108	Dustin Carr, HOU	1997
106	Chris Heintz, USF	1996
106	Goefrey Tomlinson, HOU	1997
99	Dan Harness, UAB	1997
99	Ross Gload, USF	1997

RUNS BATTED IN

GAME		1997
8	B.J. Huff, UAB (SLU)	3-15-96
8	James Matan, UNCC (MEM)	4-20-96
7	five tied with	
SEASON		
95	Chris Heintz, USF	1996
83	Ross Gload, USF	1996
80	Ross Gload, USF	1997
79	Jason Fitzgerald, TUL	1997
74	B.J. Huff, UAB	1996
74	Jason Dellaero, USF	1997

DOUBLES

GAME		1997
3	12 tied with	
SEASON		
32	Dustin Carr, HOU	1997
29	Goefrey Tomlinson, HOU	1997
29	Bo Robinson, UNCC	1997
28	Jason Fitzgerald, TUL	1996
25	Ross Gload, USF	1997

TRIPLES

GAME		1996
2	B.J. Huff, UAB (SLU)	3-15-96
2	Kelly Ray, UAB (Alabama State)	4-11-96
2	Jeff Bell, UAB (Alabama)	4-9-97
2	Darin Cissell, SLU (Bradley)	3-5-97
2	Brett Bredensteiner, SLU (W. Ill.)	3-20-97
SEASON		
11	B.J. Huff, UAB	1996
8	Joey Anderson, UNCC	1996
7	Gio Cafaro, USF	1996
6	Brett Bredensteiner, SLU	1997
5	four tied with	

HOME RUNS

GAME		1997
3	Jeff Bell, UAB (UNCC)	5-15-96
3	James Matan, UNCC (MEM)	4-20-96
3	Chris Heintz, USF (N.C. State)	5-23-96
3	Kevin Bennett, LOU (CIN)	3-15-97
3	James Matan, UNCC (Yale)	3-10-97
3	Jeremy Albritton, USM (Ole Miss)	4-2-97
3	Brian Hughes, TUL (Murray State)	3-12-97
SEASON		
23	Chad Sutter, TUL	1997
21	Ross Gload, USF	1996
20	Jason Fitzgerald, TUL	1997
20	Jason Dellaero, USF	1997
19	Jason Dellaero, USF	1996
19	Tony Hausladen, SLU	1996

TOTAL BASES

GAME		1997
15	Jeremy Albritton, USM (Ole Miss)	4-2-97
14	Kevin Bennett, LOU (CIN)	3-15-97
13	Chris Heintz, USF (N.C. State)	5-23-96
13	James Matan, UNCC (Yale)	3-10-97
13	Brian Hughes, TUL (Murray State)	3-12-97
12	Jeff Bell, UAB (UNCC)	5-15-96
12	James Matan, UNCC (MEM)	4-20-96
SEASON		
189	Goefrey Tomlinson, HOU	1997
183	Chris Heintz, USF	1996
180	Ross Gload, USF	1997
178	Ross Gload, USF	1996
177	Dustin Carr, HOU	1997

STOLEN BASES

GAME		1996
4	Gio Cafaro, USF (CIN)	4-2-96
4	Gio Cafaro, USF (UAB)	5-12-96
4	Joey Hammond, UNCC (Chrlstn. So.)	4-29-97
3	several tied with	
SEASON		
50	Gio Cafaro, USF	1996
33	Brian Hughes, TUL	1996
33	Shaun Skrehot, HOU	1997
32	Chris Hesse, USM	1996
31	Mike Huelsmann, SLU	1996

WALKS

GAME		1996
5	Bo Robinson, UNCC (Howard)	2-23-96
5	Goefrey Tomlinson, HOU (Memphis)	4-20-97
5	Gerald Parr, UNCC (Howard)	2-9-97
4	eight tied with	
SEASON		
68	Ross Gload, USF	1996
56	Brian Jersey, UAB	1996
54	Craig Brown, TUL	1997
50	Ross Gload, USF	1997
48	Joey Anderson, UNCC	1996
48	Matt Berger, LOU	1997

STRIKEOUTS

GAME		1996
5	Jason Dellaero, USF (Florida)	5-25-96
5	Chris Hesse, USM (Memphis)	3-14-97
4	several tied with	
SEASON		
65	Jeff Bell, UAB	1996
59	Jason Dellaero, USF	1996
59	Jud McMillin, CIN	1997
59	Jeff Bell, UAB	1997
57	Chris Hesse, USM	1996
57	Scott Keithley, HOU	1997

SLUGGING PERCENTAGE

SEASON		1997
.762	Goefrey Tomlinson, HOU	1997
.743	Brett Bredensteiner, SLU	1997
.739	Jason Fitzgerald, TUL	1997
.726	Ross Gload, USF	1997
.712	Ross Gload, USF	1996

ON-BASE PERCENTAGE

SEASON		1996
.511	Joey Anderson, UNCC	1996
.509	Ross Gload, USF	1996
.493	Ross Gload, USF	1997
.491	Goefrey Tomlinson, HOU	1997
.484	Jeremy Schied, USM	1997

SACRIFICE HITS

SEASON		1997
12	Gerald Parr, UNCC	1997
11	Eric Koettker, SLU	1997
11	Travis Kahoalii, LOU	1997
10	Kelly Ray, UAB	1996
10	Mike Huelsmann, SLU	1996

SACRIFICE FLIES

SEASON		1996
14	Chris Heintz, USF	1996
6	Jeremy Albritton, USM	1996
6	Chad Sutter, TUL	1996
6	Jason Schreiber, HOU	1997
6	Ross Gload, USF	1997

HIT BY PITCH

SEASON		1997
17	Craig House, MEM	1997
15	Daryn Miller, MEM	1997
14	Chris Hesse, USM	1997
12	Adam Gabris, SLU	1996
12	Scott Wilson, TUL	1996
12	Keith Graffagnini, TUL	1997
12	Jeremy Schied, USM	1997



Records (Individual - All Games)

PITCHING

MOST WINS

SEASON	Player	Team	Wins
12	Scott Glaser	USF	1996
12	Jason Navarro	TUL	1997
11	Jason Navarro	TUL	1996
11	Mark Roberts	USF	1996
10	Jesse Summey	UNCC	1996
10	Brannon Player	UNCC	1997

EARNED RUN AVERAGE

SEASON (min. 1.0 IP per team game)	Player	Team	E.R.A.
2.00	Jason Navarro	TUL	1997
2.66	Chad Harville	MEM	1997
3.29	Chris Mason	UAB	1997
3.30	Jason Navarro	TUL	1996
3.36	Jesse Summey	UNCC	1996

INNINGS PITCHED

GAME	Player	Team	Innings
11.0	Chad Harville	MEM (SLU)	4-12-97
9.1	Eric Findley	LOU (Evansville)	4-10-96
9.1	Joel Sigman	SLU (Southern Illinois)	1996
9.0	several tied with		

SEASON

125.2	Scott Glaser	USF	1997
123.1	Jesse Summey	UNCC	1996
119.1	Mark Roberts	USF	1996
112.1	Brannon Player	UNCC	1996
112.1	Jason Navarro	TUL	1997

FEWEST HITS

GAME (min. 9.0 IP)	Player	Team	Hits
2	Reggie Wheat	USM (South Ala.)	3-12-96
2	Jason Navarro	TUL (SLU)	5-3-97
3	several tied with		

SEASON (1.0 IP per team game)

44	Chad Harville	MEM	1996
53	Brandon Parker	USM	1996
58	Dave Erwin	MEM	1996
71	Chad Harville	MEM	1997
72	John McKay	UNCC	1997

MOST STRIKEOUTS

GAME	Player	Team	Strikeouts
17	Chad Harville	MEM (CIN)	5-2-97
16	Mike Ruhman	SLU (Westminster)	3-28-96
15	Brian Kern	SLU (USM)	4-5-96
15	Jack Cressend	TUL (Missouri)	3-10-96
13	Mark Gray	UAB (LOU)	4-5-96
13	Chad Bradford	USM (SLU)	4-5-96

SEASON

136	Chad Harville	MEM	1997
135	Jason Navarro	TUL	1997
123	Jack Cressend	TUL	1996
110	Jason Navarro	TUL	1996
106	Shane Nance	HOU	1997

SAVES

SEASON	Player	Team	Saves
8	Chad Harville	MEM	1996
8	Luis Ramos	USF	1997
8	Chris Mason	UAB	1997
6	Steven Boyles	USF	1996
6	Robert Dieudonne	HOU	1997
6	David Sonson	LOU	1997

APPEARANCES

SEASON

40	Steven Boyles	USF	1996
31	Tyler Kee	USM	1997
31	Chris Mason	UAB	1997
30	Luis Ramos	USF	1997
30	Robert Dieudonne	HOU	1997

GAMES STARTED

SEASON

20	Scott Glaser	USF	1997
18	Mark Roberts	USF	1996
17	Brannon Player	UNCC	1996
17	Jesse Summey	UNCC	1996
16	seven tied with		

OPPOSING BATTING AVERAGE

SEASON

.192	Chad Harville	MEM	1997
.203	Jason Navarro	TUL	1997
.213	Brandon Parker	USM	1996
.218	Chad Harville	MEM	1996
.226	John Bale	USM	1996

FIELDING

PUTOUTS

GAME

18	Chad Sutter	TUL (Murray State)	3-11-97
17	Keith Graffagnini	TUL (New Or.)	4-10-96
17	Jason Hill	UNCC (UNC Green.)	4-9-96
17	Brian Jersey	UAB (Ohio State)	3-8-96
16	nine tied with		

SEASON

596	Ross Gload	USF	1996
549	Ross Gload	USF	1997
535	Brian Jersey	UAB	1996
525	Keith Graffagnini	TUL	1996
490	Jason Hill	UNCC	1997

ASSISTS

GAME

10	Joe Grawey	UAB (MEM)	5-5-96
10	Michael Johns	TUL (New Orleans)	4-10-96
10	Dan Harness	UAB (MEM)	3-22-97
9	six tied with		

SEASON

219	Jared Martin	USM	1997
213	Joey Hammond	UNCC	1996
204	Dan Harness	UAB	1997
197	Jason Dellaero	USF	1997
182	Jason Dellaero	USF	1996
182	Michael Johns	TUL	1996

ERRORS

GAME

3 several tied with

SEASON

29	Jason Dellaero	USF	1996
28	Michael Johns	TUL	1997
27	Dan Harness	USB	1997
24	John Weidemann	LOU	1996
23	Kelly Ray	UAB	1996
23	Michael Johns	TUL	1996
23	Scott Heller	CIN	1997



Chad Harville, Memphis



Jared Martin, Southern Miss

Records (Team - All Games)

MOST WINS

OVERALL		
47	South Florida	1996
43	Tulane	1996
40	Tulane	1997
40	Houston	1997
39	South Florida	1997

MOST GAMES PLAYED

66	South Florida (47-19)	1996
63	Tulane (43-20)	1996
63	Houston (40-23)	1997
63	South Florida (39-24)	1997
61	Tulane (40-21)	1997

BATTING**BATTING AVERAGE**

SEASON		
.329	South Florida	1997
.327	Houston	1997
.325	South Florida	1996
.317	Southern Miss	1997
.310	UAB	1997

OFFICIAL AT-BATS

GAME		
56	Tulane (New Orleans)	4-10-96
53	South Florida (SLU)	4-6-97
50	South Florida (Florida)	5-25-96
48	UNC Charlotte (UAB)	5-15-96
48	Louisville (USF)	5-9-97
48	Southern Miss (Alabama)	3-25-97
SEASON		
2448	South Florida (66 games)	1996
2383	South Florida (63 games)	1997
2323	Houston (63 games)	1997
2198	UAB (60 games)	1997
2188	Tulane (63 games)	1996

RUNS SCORED

GAME		
23	Southern Miss (Middle Tenn. St.)	3-6-96
23	UNC Charlotte (LOU)	5-16-96
22	Houston (UNCC)	5-18-97
22	South Florida (Stetson)	2-23-97
22	South Florida (LOU)	5-10-97
SEASON		
586	South Florida (66 games)	1996
532	South Florida (63 games)	1997
508	Houston (63 games)	1997
477	Tulane (61 games)	1997
464	Southern Miss (57 games)	1997

HITS

GAME		
23	Houston (UNCC)	5-18-97
22	Southern Miss (Middle Tenn. St.)	3-6-96
22	UNC Charlotte (UAB)	5-15-96
22	South Florida (Army)	3-19-96
22	South Florida (Stetson)	2-23-97
22	South Florida (Louisville)	5-10-97
22	Southern Miss (Alabama)	3-25-97
SEASON		
792	South Florida (66 games)	1996
783	South Florida (63 games)	1997
759	Houston (63 games)	1997
681	UAB (60 games)	1997
655	Tulane (63 games)	1996

RUNS BATTED IN

GAME		
21	Southern Miss (Middle Tenn. St.)	3-6-96
21	South Florida (Stetson)	2-23-97
20	UAB (Jacksonville State)	4-9-96
20	South Florida (Stetson)	3-2-96
20	South Florida (CIN)	4-14-96
20	Houston (UNCC)	5-18-97
20	UNC Charlotte (TUL)	3-15-91
SEASON		
468	South Florida (63 games)	1997
457	South Florida (66 games)	1996
457	Houston (63 games)	1997
432	Tulane (61 games)	1997
414	Southern Miss (57 games)	1997

DOUBLES

GAME		
9	UAB (Houston)	5-4-97
9	Saint Louis (Bradley)	5-1-97
7	seven tied with	

SEASON

149	South Florida (66 games)	1996
147	Houston (63 games)	1997
144	South Florida (63 games)	1997
134	Tulane (63 games)	1996
132	Tulane (61 games)	1997

TRIPLES

GAME		
3	UAB (Samford)	5-7-96
3	Saint Louis (Greenville)	4-15-96
3	South Florida (Western Mich.)	2-27-96
3	Tulane (SE Missouri St.)	3-3-96
3	South Florida (Central Florida)	2-8-97
3	South Florida (Saint Louis)	4-6-97
SEASON		
27	South Florida (66 games)	1996
23	South Florida (63 games)	1997
21	UNC Charlotte (59 games)	1996
20	Tulane (63 games)	1996
18	three tied with	

HOME RUNS

GAME		
8	UAB (CIN)	4-26-97
7	Southern Miss (Mississippi)	4-2-97
6	Memphis (Baylor)	3-3-96
5	several tied with	
SEASON		
95	Southern Miss (57 games)	1997
94	Tulane (61 games)	1997
91	South Florida (66 games)	1996
71	South Florida (63 games)	1997
67	Houston (63 games)	1997

STOLEN BASES

GAME		
10	Houston (UAB)	5-3-97
9	Southern Miss (LOU)	3-31-96
9	Southern Miss (CIN)	3-15-97
8	Houston (McNeese State)	3-5-97
8	Tulane (Howard)	3-29-96
8	Tulane (CIN)	4-8-96
8	UNC Charlotte (Char. So.)	4-29-97

SEASON

152	Houston (63 games)	1997
137	UNC Charlotte (59 games)	1996
115	Tulane (63 games)	1996
109	Southern Miss (60 games)	1996
104	Tulane (61 games)	1997

TOTAL BASES

GAME		
47	South Florida (SLU)	4-6-97
43	UAB (Cincinnati)	4-26-97
42	South Florida (Stetson)	3-2-96
41	Southern Miss (Middle Tenn. St.)	3-6-96
40	UAB (UNCC)	5-15-96



Tulane earned the inaugural C-USA tournament championship in 1996.



Records (Team - All Games)

SEASON

1268	South Florida (66 games)	1996
1186	South Florida (63 games)	1997
1143	Houston (63 games)	1997
1073	Tulane (61 games)	1997
1065	Southern Miss (57 games)	1997

WALKS

GAME

17	UNC Charlotte (Howard)	2-23-96
16	Tulane (Howard)	2-15-97
14	South Florida (CIN)	4-14-96
14	UNC Charlotte (Howard)	2-8-97
14	UNC Charlotte (Howard)	2-9-97

SEASON

340	South Florida (66 games)	1996
317	Tulane (63 games)	1996
309	Tulane (61 games)	1997
308	UNC Charlotte (59 games)	1996
291	Louisville (54 games)	1996

STRIKEOUTS

GAME

18	Tulane (Southwestern La.)	3-19-97
17	Tulane (New Orleans)	4-10-96
17	Cincinnati (MEM)	5-3-97
17	Cincinnati (TUL)	5-14-97
16	Louisville (TUL)	4-13-96
16	UNC Charlotte (UNC-G)	4-9-96
16	Southern Miss (Auburn)	2-15-97

SEASON

477	South Florida (66 games)	1996
445	Cincinnati (58 games)	1997
439	Southern Miss (60 games)	1996
438	Louisville (54 games)	1996
437	UAB (60 games)	1997

SLUGGING PERCENTAGE

SEASON

.522	Southern Miss	1997
.518	South Florida	1996
.508	Tulane	1997
.498	South Florida	1997
.492	Houston	1997

ON-BASE PERCENTAGE

SEASON

.409	South Florida	1996
.400	South Florida	1997
.399	Houston	1997
.396	UAB	1996
.396	UNC Charlotte	1996
.396	Tulane	1997

HIT BY PITCH

SEASON

87	Southern Miss	1997
63	Memphis	1997
55	Southern Miss	1996
52	Tulane	1997
50	Memphis	1996

PITCHING

EARNED RUN AVERAGE

SEASON

3.99	South Florida	1996
4.05	Tulane	1997
4.31	Tulane	1996
4.59	Southern Miss	1996
4.75	South Florida	1997

INNINGS PITCHED

GAME

15.0	Tulane (New Orleans)	4-10-96
13.0	South Florida (Florida)	5-25-96
13.0	South Florida (Central Florida)	4-15-97
12.0	six tied with	

SEASON

589.1	South Florida (66 games)	1996
561.1	South Florida (63 games)	1997
560.0	Tulane (63 games)	1996
558.0	Houston (63 games)	1997
541.2	Tulane (61 games)	1997

SAVES

SEASON

14	Houston (63 games)	1997
13	South Florida (66 games)	1996
13	Tulane (63 games)	1996
13	South Florida (63 games)	1997
13	UAB (60 games)	1997

OPPOSING BATTING AVERAGE

SEASON

.263	South Florida (66 games)	1996
.263	Southern Miss (60 games)	1996
.263	Memphis (51 games)	1997
.264	Tulane (63 games)	1996
.273	UNC Charlotte (57 games)	1997

FIELDING

PUTOUTS

GAME

45	Tulane (New Orleans)	4-10-96
39	South Florida (Florida)	5-25-96
39	South Florida (Central Florida)	4-15-97
36	six tied with	

SEASON

1768	South Florida (66 games)	1996
1684	South Florida (63 games)	1997
1674	Houston (63 games)	1997
1665	Tulane (63 games)	1996
1625	Tulane (61 games)	1997

ASSISTS

GAME

20	Louisville (Marshall)	2-21-96
20	Tulane (CIN)	4-6-96
20	Tulane (New Orleans)	4-10-96
20	South Florida (Memphis)	4-25-97
20	UAB (Saint Louis)	5-15-97

SEASON

749	South Florida (63 games)	1997
735	Southern Miss (57 games)	1997
728	South Florida (66 games)	1996
698	UAB (60 games)	1997
691	Houston (63 games)	1997

1997 NCAA STATISTICAL LEADERS

BATTING

11-	Goefrey Tomlinson, HOU	.433
35-	Ross Gload, USF	.417

DOUBLES

4-	Goefrey Tomlinson, HOU (29)	0.53 pg
7-	Bo Robinson, UNCC (29)	0.51 pg
12-	Dustin Carr, HOU (30)	0.49 pg

HOME RUNS

20-	Chad Sutter, TUL (23)	0.38 pg
-----	-----------------------	---------

EARNED RUN AVERAGE

7-	Jason Navarro, TUL	2.00
30-	Chad Harville, MEM	2.66

STRIKEOUTS PER NINE INNINGS

10-	Chad Harville, MEM	12.0
-----	--------------------	------

MOST VICTORIES


4-	Jason Navarro, TUL	12
----	--------------------	----

PITCHING

8-	Tulane	4.05
----	--------	------

FIELDING

19-	Houston	.962
-----	---------	------



Goefrey Tomlinson, Houston



Records (Individual - C-USA Games)

BATTING

BATTING AVERAGE

SEASON			
.451	Goefrey Tomlinson, HOU	1997	
.444	Jeremy Schied, USM	1997	
.424	Brian Hughes, TUL	1996	
.417	Ross Gload, USF	1997	
.412	Craig House, MEM	1997	

OFFICIAL AT BATS

GAME			
7	Jeff Bell, UAB (HOU)	5-17-97	
7	Dan Harness, UAB (HOU)	5-17-97	
6	several tied with		

SEASON

121	Dan Harness, UAB	1997	
117	Ronnie Eberly, UAB	1997	
116	Dustin Carr, HOU	1997	
116	Danny Haas, LOU	1997	
115	Mike Pilger, USF	1997	
115	John Carney, CIN	1997	

RUNS SCORED

GAME			
5	Joey Anderson, UNCC (LOU)	5-16-96	
5	Chris Heintz, USF (CIN)	4-14-96	
4	17 tied with		

SEASON

43	Ross Gload, USF	1997	
40	Jason Fitzgerald, TUL	1997	
37	Jason Dellaero, USF	1997	
37	Dustin Carr, HOU	1997	
34	Jeff Bell, UAB	1997	

HITS

GAME			
5	Joe Hammond, UNCC (LOU)	5-16-96	
5	B.J. Huff, UAB (SLU)	3-15-96	
5	Chris Heintz, USF (TUL)	4-28-96	
5	Brian Hughes, TUL (USF)	4-26-96	
5	Dan Harness, UAB (CIN)	4-26-97	
5	Goefrey Tomlinson, HOU	5-10-97	
5	Tim Harper, LOU (UNCC)	5-3-97	
5	Matt Berger, LOU (USF)	5-10-97	
5	Craig House, MEM (SLU)	4-12-97	
5	Bo Robinson, UNCC (TUL)	3-15-97	
5	Scott Wilson, TUL (UAB)	4-4-97	

SEASON

47	Dustin Carr, HOU	1997	
46	Goefrey Tomlinson, HOU	1997	
44	Dan Harness, UAB	1997	
43	Ross Gload, USF	1997	
41	Mike Diaz, USF	1997	
41	Brandon Caraway, HOU	1997	

RUNS BATTED IN

GAME			
8	B.J. Huff, UAB (SLU)	3-15-96	
8	James Matan, UNCC (MEM)	4-20-96	
7	Jason Dellaero, USF (CIN)	4-14-96	
7	Kevin Kaczmarek, LOU (USF)	5-17-96	
7	Jason Fitzgerald, TUL (LOU)	4-13-97	
7	Keith Graffagnini, TUL (HOU)	4-26-97	

SEASON

46	Chris Heintz, USF	1996	
43	Ross Gload, USF	1997	
40	Jason Fitzgerald, TUL	1997	
37	Jason Dellaero, USF	1997	
34	Jeff Bell, UAB	1997	

DOUBLES

GAME			
3	Jeff Davis, USM (CIN)	4-19-96	
3	Collins Day, MEM (UNCC)	4-20-96	
3	Jason Hill, UNCC (USM)	3-16-96	
3	Brent Murphy, UAB (HOU)	5-4-97	
3	Brent Murphy, UAB (HOU)	5-17-97	
3	Goefrey Tomlinson, HOU (CIN)	5-10-97	
3	Nick Rhodes, UNCC (CIN)	3-21-97	
3	Mike Diaz, USF (LOU)	5-9-97	
2	several tied with		

SEASON

16	Goefrey Tomlinson, HOU	1997	
13	Bo Robinson, UNCC	1997	
12	Ross Gload, USF	1997	
11	James Matan, UNCC	1997	
11	Dustin Carr, HOU	1997	

TRIPLES

GAME			
2	B.J. Huff, UAB (SLU)	3-15-96	
1	several tied with		

SEASON			
4	Mike Diaz, USF	1997	
3	Kyle Logan, USM	1996	
2	several tied with		

HOME RUNS

GAME			
3	Jeff Bell, UAB (UNCC)	5-15-96	
3	James Matan, UNCC (MEM)	4-20-96	
3	Kevin Bennett, LOU (CIN)	3-15-97	
2	several tied with		

SEASON

11	Jeff Bell, UAB	1997	
11	Matt Berger, LOU	1997	
11	Braxton Whitehead, USM	1997	
10	four tied with		

TOTAL BASES

GAME			
14	Kevin Bennett, LOU (CIN)	3-15-97	
12	Jeff Bell, UAB (UNCC)	5-15-96	
12	James Matan, UNCC (MEM)	4-20-96	
11	Ross Gload, USF (UNCC)	4-6-96	
11	Dan Harness, UAB (CIN)	4-26-97	

SEASON

85	Ross Gload, USF	1997	
83	Goefrey Tomlinson, HOU	1997	
81	Dustin Carr, HOU	1997	
78	Matt Berger, LOU	1997	
78	Jason Fitzgerald, TUL	1997	

STOLEN BASES

GAME			
4	Gio Cafaro, USF (CIN)	4-2-96	
4	Gio Cafaro, USF (UAB)	5-12-96	
3	several tied with		

SEASON

24	Gio Cafaro, USF	1996	
17	Brian Hughes, TUL	1996	
16	Mike Huelsmann, SLU	1996	
15	Joey Anderson, UNCC	1996	
14	Goefrey Tomlinson, HOU	1997	

WALKS

GAME			
5	Goefrey Tomlinson, HOU (MEM)	4-20-97	
4	Joey Anderson, UNCC (LOU)	3-22-96	
4	Matt Baltz, USM (UNCC)	3-17-96	
4	Matt Berger, LOU (MEM)	4-26-96	
4	Craig Brown, TUL (SLU)	3-23-96	
4	Brian Hughes, TUL (SLU)	3-24-96	
4	Sean Lynch, USF (CIN)	4-14-96	
4	Jason Dellaero, USF (TUL)	3-28-97	

SEASON

31	Ross Gload, USF	1996	
25	Craig Brown, TUL	1996	
25	Brian Hughes, TUL	1997	
24	Brian Jersey, UAB	1996	
23	Joey Anderson, UNCC	1996	

STRIKEOUTS

GAME			
5	Chris Hesse, USM (MEM)	3-14-97	
4	several tied with		

SEASON

32	Jeff Bell, UAB	1996	
32	Jeff Bell, UAB	1997	
28	Tony Hausladen, SLU	1996	
28	Tony Hausladen, SLU	1997	
28	Matt Berger, LOU	1997	
28	Matt Bechtol, CIN	1997	
28	Chad Sutter, TUL	1997	



Records (Individual - C-USA Games)

SLUGGING PERCENTAGE

SEASON			
.825	Ross Gload, USF	1997	
.814	Goefrey Tomlinson, HOU	1997	
.772	Matt Berger, LOU	1997	
.759	Braxton Whitehead, USM	1997	
.758	Ross Gload, USF	1996	

ON-BASE PERCENTAGE

SEASON			
.553	Ross Gload, USF	1996	
.541	Goefrey Tomlinson, HOU	1997	
.524	Jeremy Schied, USM	1997	
.516	Brian Hughes, TUL	1997	
.515	Ross Gload, USF	1997	

HIT BY PITCH

SEASON			
10	Cameron Jones, MEM	1996	
9	Daryn Miller, MEM	1997	
8	Adam Gabris, SLU	1996	
8	Keith Graffagnini, TUL	1997	
8	Craig House, MEM	1997	
8	Ryan Hurst, UAB	1997	

PITCHING

MOST WINS

SEASON			
7	Jason Navarro, TUL	1997	
6	Mark Roberts, USF	1996	
6	Jesse Summey, UNCC	1996	
6	Pat Ryan, USF	1996	
5	seven tied with		

EARNED RUN AVERAGE

SEASON (min. 1.0 IP per team game)			
2.15	Chad Harville, MEM	1996	
2.22	Jason Navarro, TUL	1997	
2.27	Brandon Parker, USM	1996	
2.30	Jesse Summey, UNCC	1996	
2.35	Chad Harville, MEM	1997	

INNINGS PITCHED

GAME			
11.0	Chad Harville, MEM (SLU)	4-12-97	
9.0	several tied with		
SEASON			
65.0	Chad Harville, MEM	1997	
65.0	Jason Navarro, TUL	1997	
64.2	Mark Gray, UAB	1997	
63.0	Brannon Player, UNCC	1997	
62.2	Jesse Summey, UNCC	1996	
62.2	Shane Nance, HOU	1997	

MOST STRIKEOUTS

GAME			
17	Chad Harville, MEM (CIN)	5-2-97	
15	Brian Kern, SLU (USM)	4-5-96	
13	Mark Gray, UAB (LOU)	4-5-96	
13	Chad Bradford, USM (SLU)	4-5-96	
12	several tied with		

SEASON

91	Chad Harville, MEM	1997
70	Jason Navarro, TUL	1997
67	Shane Nance, HOU	1997
60	Mark Gray, UAB	1997
55	Heath Cantrelle, USM	1997
54	Jack Cressend, TUL	1996

SAVES

SEASON			
4	Chris Mason, UAB	1997	
4	David Sonson, LOU	1997	
3	Chad Harville, MEM	1996	
3	Todd Ardoin, TUL	1997	
3	Tommy Marik, HOU	1997	
3	Luis Ramos, USF	1997	

APPEARANCES

SEASON			
14	Steven Boyles, USF	1996	
14	Tyler Kee, USM	1997	
13	Jack Cressend, TUL	1996	
12	four tied with		

GAMES STARTED

SEASON			
9	Heath Cantrelle, USM	1997	
9	Scott Glaser, USF	1997	
9	Mark Gray, UAB	1997	
9	Shane Nance, HOU	1997	
9	Jason Navarro, TUL	1997	
9	Pat Ryan, USF	1997	

OPPOSING BATTING AVERAGE

SEASON			
.189	Chad Harville, MEM	1996	
.193	Brian Kern, SLU	1996	
.198	Brandon Parker, USM	1996	
.200	Chad Harville, MEM	1997	
.204	Jason Navarro, TUL	1997	

FIELDING

PUTOUTS

GAME			
16	Heath Bender, MEM (UNCC)	4-20-96	
16	Cliff Wren, USM (UNCC)	3-16-96	
16	Jason Hill, UNCC (SLU)	3-31-96	
16	Mike Terry, UAB (MEM)	3-22-97	
16	Mike Terry, UAB (UNCC)	3-28-97	
16	Jason Campbell, CIN (SLU)	3-30-97	
16	Doug Lorenz, LOU (USF)	5-9-97	
16	Cliff Wren, USM (UAB)	4-11-97	
SEASON			
246	Keith Graffagnini, TUL	1997	
245	Tony Hausladen, SLU	1997	
228	Brian Jersey, UAB	1996	
227	Ross Gload, USF	1997	
224	Ross Gload, USF	1996	
224	Heath Bender, MEM	1997	

ASSISTS

GAME			
10	Joe Grawey, UAB (MEM)	5-5-96	
10	Dan Harness, UAB (MEM)	3-22-97	
9	Joey Hammond, UNCC (SLU)	3-30-96	
9	Randy Meadows, MEM (UAB)	5-4-96	
8	several tied with		
SEASON			
101	Jared Martin, USM	1997	
98	Dan Harness, UAB	1997	
94	Scott Heller, CIN	1997	
92	Ryan Hirsch, SLU	1997	
89	Eric Koettker, SLU	1997	

ERRORS

GAME			
3	Jeff Bell, UAB (USF)	5-10-96	
3	James Matan, UNCC (TUL)	5-10-96	
3	Rodney Eberly, UAB (UNCC)	3-29-97	
3	Dan Harness, UAB (CIN)	4-27-97	
3	Scott Heller, CIN (UNCC)	3-23-97	
3	Cary Daniel, CIN (USF)	4-12-97	
3	Dustin Carr, HOU (MEM)	4-20-97	
3	Heath Bender, MEM (USM)	3-14-97	
3	Jared Martin, USM (USF)	5-2-97	
SEASON			
14	Michael Johns, TUL	1997	
13	Jason Dellaero, USF	1996	
12	Kelly Ray, UAB	1996	
12	Dan Harness, UAB	1997	
12	Ryan Hirsch, SLU	1997	



Ross Gload, South Florida



Records (Team - C-USA Games)

MOST WINS

CONFERENCE GAMES

20	South Florida	1996
19	Tulane	1997
19	Houston	1997
18	Tulane	1996
18	South Florida	1997

MOST GAMES PLAYED

27	Houston (19-8)	1997
27	UAB (14-13)	1997
27	Saint Louis (8-19)	1997
27	Cincinnati (4-23)	1997
26	Southern Miss (16-10)	1997

BATTING

BATTING AVERAGE

SEASON

.331	South Florida	1997
.327	Houston	1997
.320	South Florida	1996
.318	Southern Miss	1997
.315	UAB	1997

OFFICIAL AT-BATS

GAME

48	UNC Charlotte (UAB)	5-15-96
44	UAB (MEM)	5-5-96
44	Memphis (UNCC)	4-19-96
44	South Florida (MEM)	3-29-96
42	several tied with	

SEASON

989	South Florida (26 games)	1997
983	Houston (27 games)	1997
979	UAB (27 games)	1997
966	Saint Louis (27 games)	1997
947	Cincinnati (27 games)	1997
893	South Florida (24 games)	1996

RUNS SCORED

GAME

23	UNC Charlotte (LOU)	5-16-96
20	South Florida (CIN)	4-14-96
19	UAB (SLU)	3-15-96
18	Southern Miss (CIN)	4-19-96
17	Saint Louis (LOU)	5-3-96
17	South Florida (LOU)	3-17-96

SEASON

246	South Florida (26 games)	1997
219	South Florida (24 games)	1996
219	Southern Miss (26 games)	1997
205	Houston (27 games)	1997
204	Tulane (26 games)	1997

HITS

GAME

22	UNC Charlotte (UAB)	5-15-96
21	Southern Miss (CIN)	4-19-96
20	UNC Charlotte (LOU)	5-17-96
20	South Florida (UNCC)	5-18-96
20	South Florida (UNCC)	5-18-96

SEASON

327	South Florida (26 games)	1997
286	South Florida (24 games)	1996
258	Tulane (24 games)	1996
253	UAB (24 games)	1996
238	UNC Charlotte (24 games)	1996

RUNS BATTED IN

GAME

20	South Florida (CIN)	4-14-96
18	UAB (SLU)	3-15-96
17	Saint Louis (LOU)	5-3-96
17	South Florida (LOU)	3-17-96

SEASON

198	South Florida (24 games)	1996
158	UAB (24 games)	1996
151	Tulane (24 games)	1996
129	Southern Miss (24 games)	1996
126	UNC Charlotte (24 games)	1996

DOUBLES

GAME

6	UAB (UNCC)	4-27-96
6	South Florida (MEM)	3-29-96
5	several tied with	

SEASON

46	South Florida (24 games)	1996
52	Tulane (24 games)	1996
45	UNC Charlotte (24 games)	1996
52	UAB (24 games)	1996
51	Southern Miss (24 games)	1996

TRIPLES

GAME

2	UAB (SLU)	3-15-96
2	MEM (SLU)	4-13-96
2	Saint Louis (UAB)	3-15-96

SEASON

8	Saint Louis (21 games)	1996
8	South Florida (24 games)	1996
7	Tulane (24 games)	1996
5	UNC Charlotte (24 games)	1996
5	Southern Miss (24 games)	1996

HOME RUNS

GAME

5	South Florida (CIN)	4-12-96
3	several tied with	

SEASON

34	South Florida (24 games)	1996
26	UAB (24 games)	1996
23	Tulane (24 games)	1996
18	Southern Miss (24 games)	1996
17	UNC Charlotte (24 games)	1996

STOLEN BASES

GAME

9	Southern Miss (LOU)	3-31-96
8	Tulane (CIN)	4-8-96
7	UNC Charlotte (USF)	4-5-96
6	several tied with	

SEASON

58	UNC Charlotte (24 games)	1996
51	Tulane (24 games)	1996
47	Southern Miss (24 games)	1996
49	South Florida (24 games)	1996
33	UAB (24 games)	1996

TOTAL BASES

GAME

40	UAB (UNCC)	5-15-96
35	South Florida (CIN)	4-14-96
34	Southern Miss (CIN)	4-19-96
32	UNC Charlotte (LOU)	5-16-96
31	UAB (SLU)	3-16-96

SEASON

450	South Florida (24 games)	1996
393	Tulane (24 games)	1996
389	UAB (24 games)	1996
344	UNC Charlotte (24 games)	1996
343	Southern Miss (24 games)	1996

WALKS

GAME

14	South Florida (CIN)	4-14-96
13	Louisville (USF)	5-17-96
12	Tulane (MEM)	3-16-96
12	UNC Charlotte (LOU)	3-22-96

SEASON

141	South Florida (24 games)	1996
137	Tulane (24 games)	1996
119	UNC Charlotte (24 games)	1996
93	Louisville (21 games)	1996
103	UAB (24 games)	1996



Records (Team - C-USA Games)

STRIKEOUTS

GAME		
16	Louisville (TUL)	4-13-96
15	UAB (MEM)	5-3-96
15	South Florida (TUL)	4-27-96
15	Southern Miss (SLU)	4-5-96
15	Tulane (USM)	5-5-96

SEASON		
188	UNC Charlotte (59 games)	1996
179	South Florida (66 games)	1996
171	UAB (24 games)	1996
166	Louisville (54 games)	1996
166	Southern Miss (60 games)	1996

SLUGGING PERCENTAGE

SEASON		
.504	South Florida (24 games)	1996
.457	UAB (24 games)	1996
.411	UNC Charlotte (24 games)	1996
.426	Southern Miss (24 games)	1996
.472	Tulane (24 games)	1996

ON-BASE PERCENTAGE

SEASON		
.409	South Florida (24 games)	1996
.396	UAB (24 games)	1996
.396	UNC Charlotte (24 games)	1996
.394	Tulane (24 games)	1996
.392	Saint Louis (24 games)	1996

HIT BY PITCH

SEASON		
28	Memphis (24 games)	1996
25	UAB (24 games)	1996
17	Southern Miss (24 games)	1996
15	Tulane (24 games)	1996
15	Saint Louis (24 games)	1996
15	South Florida (24 games)	1996

PITCHING

EARNED RUN AVERAGE

SEASON		
3.21	South Florida	1996
3.88	Tulane	1996
4.82	Southern Miss	1996
4.66	UAB	1996
4.91	UNC Charlotte	1996

INNINGS PITCHED

GAME		
12.0	Memphis (UAB)	5-5-96
11.2	UAB (MEM)	5-5-96
10.0	Cincinnati (TUL)	4-6-96
10.0	Tulane (CIN)	4-6-96
10.0	USF (TUL)	4-28-96
10.0	Tulane (USF)	4-28-96

SEASON

215.2	South Florida (24 games)	1996
211.1	Tulane (24 games)	1996
210.2	UAB (24 games)	1996
209.0	UNC Charlotte (24 games)	1996
209.0	Southern Miss (24 games)	1996

STRIKEOUTS

GAME		
16	Tulane (LOU)	4-13-96
15	Memphis (UAB)	5-3-96
15	Southern Miss (TUL)	5-5-96
14	UAB (LOU)	4-5-96
14	UNC Charlotte (MEM)	4-19-96

SEASON

215	Tulane (24 games)	1996
208	Southern Miss (24 games)	1996
181	Memphis (20 games)	1996
174	UAB (24 games)	1996
160	Saint Louis (21 games)	1996

SAVES

SEASON		
8	South Florida (24 games)	1996
4	Tulane (24 games)	1996
4	Memphis (20 games)	1996
4	Saint Louis (21 games)	1996

OPPOSING BATTING AVERAGE

SEASON		
.254	Southern Miss (24 games)	1996
.255	South Florida (24 games)	1996
.269	UNC Charlotte (24 games)	1996
.276	UAB (24 games)	1996
.279	Memphis (20 games)	1996

FIELDING

PUTOUTS

GAME		
36	Memphis (UAB)	5-5-96
35	UAB (MEM)	5-5-96
33	UNC Charlotte (MEM)	4-20-96
30	South Florida (TUL)	4-28-96
30	Tulane (CIN)	4-6-96

SEASON

647	South Florida (24 games)	1996
630	UAB (24 games)	1996
627	Southern Miss (24 games)	1996
627	UNC Charlotte (24 games)	1996
625	Tulane (24 games)	1996

ASSISTS

GAME		
20	Tulane (CIN)	4-6-96
18	several tied with	

SEASON

282	Houston (27 games)	1997
272	South Florida (24 games)	1996
271	UNC Charlotte (24 games)	1996
279	UAB (24 games)	1996
265	Southern Miss (24 games)	1996

ERRORS

GAME		
6	UNC Charlotte (LOU)	3-24-96
6	UNC Charlotte (MEM)	4-20-96
6	Saint Louis (UAB)	3-15-96
5	UAB (USF)	5-10-96
5	South Florida (TUL)	4-28-96
SEASON		
47	Southern Miss (24 games)	1996
55	UNC Charlotte (24 games)	1996
39	Saint Louis (21 games)	1996
36	Louisville (21 games)	1996
35	South Florida (24 games)	1996



Championship Records

INDIVIDUAL

BATTING

BATTING AVERAGE

GAME (Min. 5 at-bats)

1.000	Jeff Davis, USM (SLU)	1996
1.000	Jason Michonski, USF (UNCC)	1996
.833	Joey Hammond, UNCC (LOU)	1996
.800	seven tied with	

SERIES (Min. 10 at-bats)

.714	Jason Michonski, USF (10-for-14)	1996
.625	Jeff Davis, USM (10-for-16)	1996
.611	Jason Fitzgerald, TUL (11-for-18)	1996
.600	Jeff Bell, UAB (6-for-10)	1996
.571	Joey Hammond, UNCC (12-for-21)	1996

TIMES AT BAT

GAME

7	Craig Brown, TUL (UNCC)	1997
7	Jeff Bell, UAB (HOU)	1997
7	Dan Harness, UAB (HOU)	1997
6	several tied with	

SERIES

27	Chris Heintz, USF (6 games)	1996
26	Ross Gload, USF (6 games)	1996
25	Gio Cafaro, USF (6 games)	1996
25	Goefrey Tomlinson, HOU (5 games)	1997
24	nine tied with	

RUNS SCORED

GAME

5	Joey Anderson, UNCC (LOU)	1996
5	Goefrey Tomlinson, HOU (UNCC)	1997
4	Jason Fitzgerald, TUL (SLU)	1996
4	Chris Heintz, USF (UNCC)	1996

SERIES

10	Chris Heintz, USF (6 games)	1996
10	Goefrey Tomlinson, HOU (5 games)	1997
8	Joey Anderson, UNCC (4 games)	1996
8	Gio Cafaro, USF (6 games)	1996
8	Joey Hammond, UNCC (4 games)	1996
8	Keith Graffagnini, TUL (5 games)	1997

HITS

GAME

5	Joe Hammond, UNCC (LOU)	1996
4	11 tied with	

SERIES

13	Chris Heintz, USF (6 games)	1996
12	Joe Hammond, UNCC (4 games)	1996
12	Scottie Scott, HOU (5 games)	1997
12	Goefrey Tomlinson, HOU (5 games)	1997
11	Jason Fitzgerald, TUL (4 games)	1996

RUNS BATTED IN

GAME

7	Kevin Kaczmarek, LOU (USF)	1996
6	Ronnie Barassi, MEM (SLU)	1996
6	Chris Heintz, USF (UNCC)	1996
5	Cliff Wren, USM (MEM)	1996
4	several tied with	

SERIES

10	Chris Heintz, USF (6 games)	1996
10	Cliff Wren, USM (4 games)	1996
9	Joey Anderson, UNCC (4 games)	1996
9	Jason Michonski, USF (5 games)	1996
9	Bo Robinson, UNCC (4 games)	1996

DOUBLES

GAME

3	Brent Murphy, UAB (HOU)	1997
2	17 tied with	

SERIES

5	Dustin Carr, HOU (5 games)	1997
4	Kevin Boles, USF (5 games)	1996
4	Scottie Scott, HOU (5 games)	1997
4	Goefrey Tomlinson, HOU (5 games)	1997
4	Brent Murphy, UAB (5 games)	1997
4	Mike Pursell, TUL (5 games)	1997

TRIPLES

GAME

1	B.J. Huff, UAB (UNCC)	1996
1	Jason Michonski, USF (LOU)	1996
1	Mike Pursell, TUL (USM)	1996
1	Michael Johns, TUL (UNCC)	1997
1	Vinny Diaco, UNCC (HOU)	1997

SERIES

1	B.J. Huff, UAB (2 games)	1996
1	Jason Michonski, USF (5 games)	1996
1	Mike Pursell, TUL (4 games)	1996
1	Michael Johns, TUL (5 games)	1997
1	Vinny Diaco, UNCC (5 games)	1997

HOME RUNS

GAME

3	Jeff Bell, UAB (UNCC)	1996
2	Ronnie Barassi, MEM (SLU)	1996
2	Jason Fitzgerald, TUL (SLU)	1996
2	Chris Heintz, USF (UNCC)	1996
2	Kevin Kazmarek, LOU (USF)	1996
2	Chad Sutter, TUL (USM)	1996
2	Jason Fitzgerald, TUL (CIN)	1997

SERIES

3	Jeff Bell, UAB (2 games)	1996
3	Jason Fitzgerald, TUL (4 games)	1996
2	Joey Anderson, UNCC (4 games)	1996
2	Chris Heintz, USF (6 games)	1996
2	Kyle Logan, USM (4 games)	1996
2	Chad Sutter, TUL (4 games)	1996
2	Jason Fitzgerald, TUL (5 games)	1997
2	Keith Graffagnini, TUL (5 games)	1997

TOTAL BASES

GAME

12	Jeff Bell, UAB (UNCC)	1996
10	Jason Fitzgerald, TUL (SLU)	1996
10	Chris Heintz, USF (UNCC)	1996
9	Ronnie Barassi, MEM (SLU)	1996
9	Chad Sutter, TUL (USM)	1996
9	Jason Fitzgerald, TUL (CIN)	1997
9	Jeff Bell, UAB (HOU)	1997

SERIES

23	Chris Heintz, USF (6 games)	1996
20	Jason Fitzgerald, TUL (4 games)	1996
19	Goefrey Tomlinson, HOU (5 games)	1997
19	Scottie Scott, HOU (5 games)	1997
18	four tied with	

STOLEN BASES

GAME

2	10 tied with	
1	several tied with	

SERIES

4	Vinnie Diaco, UNCC (5 games)	1997
4	Brian Hughes, TUL (4 games)	1997
3	Joey Anderson, UNCC (4 games)	1996
3	Gio Cafaro, USF (6 games)	1996
3	Mike Pilger, USF (6 games)	1996
3	Jeff Bell, UAB (5 games)	1997
3	Dan Harness, UAB (5 games)	1997

WALKS

SERIES

6	Gio Cafaro, USF (6 games)	1996
5	Jimmy Anderson, UNCC (4 games)	1996
5	Ross Gload, USF (6 games)	1996
5	Dwayne Keene, LOU (4 games)	1996
5	Derek Reams, USM (4 games)	1996
5	John Weidemann, LOU (4 games)	1996
5	Scott Wilson, TUL (5 games)	1997

ON-BASE PERCENTAGE

SERIES (min. 10 at-bats)

.722	Jason Michonski, USF (5 games)	1996
.667	Joey Anderson, UNCC (4 games)	1996
.650	Derek Reams, USM (4 games)	1996
.647	Jeff Davis, USM (4 games)	1996
.643	Tony Hausladen, SLU (3 games)	1997

SLUGGING PERCENTAGE

SERIES

1.500	Jeff Bell, UAB (2 games)	1996
1.286	Jason Michonski, USF (5 games)	1996
1.125	Jeff Davis, USM (4 games)	1996
1.125	Joey Anderson, UNCC (4 games)	1996
1.111	Jason Fitzgerald, TUL (5 games)	1996

PITCHING

MOST WINS

SERIES

1	32 tied with	
---	--------------	--

EARNED RUN AVERAGE

SERIES (min. 5.0 IP)

0.00	Jack Cressend, TUL (9.0 innings)	1996
0.00	Eric Adams, USM (9.0 innings)	1997
0.00	Alex Lontayo, TUL (6.0 innings)	1997
0.00	Shane Nance, HOU (7.0 innings)	1997
0.00	Jason Navarro, TUL (9.0 innings)	1997

INNINGS PITCHED

GAME

9.0	Jack Cressend, TUL (USF)	1996
9.0	Adam Danner, USF (UNCC)	1996
9.0	Charlie Payne, LOU (CIN)	1996
9.0	Reggie Wheat, USM (SLU)	1996
9.0	Eric Adams, USM (CIN)	1997

SERIES

12.1	Mark Roberts, USF	1996
12.1	Brannon Player, UNCC	1997
11.0	Eric Findley, LOU	1996
11.0	Josh Bobbitt, TUL	1997
9.0	six tied with	



Championship Records

FEWEST HITS

GAME	(Min. 9 innings)		1997
4	Eric Adams, USM (CIN)		1997
5	Jack Cressend, TUL (USF)		1996
6	Adam Danner, USF (UNCC)		1996
8	Charlie Payne, LOU (CIN)		1996
9	Reggie Wheat, USM (SLU)		1996

MOST STRIKEOUTS

GAME			1997
13	Jason Navarro, TUL (CIN)		1997
11	Jack Cressend, TUL (USF)		1996
11	Brandon Parker, USM (TUL)		1997
10	Chad Bradford, USM (MEM)		1996
9	Jon McDonald, HOU (UNCC)		1997
SERIES			
15	Mark Roberts, USF		1996
13	Chad Bradford, USM		1996
13	Jason Navarro, TUL		1997
11	Jack Cressend, TUL		1996
11	Josh Bobbitt, SLU		1997
11	Brandon Parker, USM		1997

TEAM

MOST WINS

4	Tulane	1996
4	South Florida	1996
4	Houston	1997

MOST GAMES PLAYED

6	South Florida	1996
5	UAB	1997
5	Houston	1997
5	UNC Charlotte	1997
5	Tulane	1997

BATTING AVERAGE

.366	UAB (2 games)	1996
.361	Houston (5 games)	1997
.357	South Florida (6 games)	1996
.356	Southern Miss (4 games)	1996
.352	UNC Charlotte (4 games)	1996

RUNS SCORED

GAME			1997
23	UNC Charlotte (LOU, 23-3)		1996
22	Houston (UNCC, 22-7)		1997
17	South Florida (UNCC, 17-6)		1996
17	UNC Charlotte (UAB, 17-9)		1996
14	three tied with		

SERIES

62	South Florida (6 games)	1996
52	Houston (5 games)	1997
48	UNC Charlotte (4 games)	1996
42	UNC Charlotte (5 games)	1997
37	Tulane (5 games)	1996

HITS

GAME			1997
23	Houston (UNCC, 22-7)		1997
22	UNC Charlotte (UAB, 17-9)		1996
20	UNC Charlotte (LOU, 23-3)		1996
20	South Florida (UNCC, 17-6)		1996
20	South Florida (UNCC, 13-2)		1996

SERIES

82	South Florida (6 games-230 at-bats)	1996
73	Houston (5 games-202 at-bats)	1997
59	UNC Charlotte (5 games-180 at-bats)	1997
58	UNC Charlotte (4 games-165 at-bats)	1996
53	UAB (5 games-195 at-bats)	1997

RUNS BATTED IN

GAME			1997
20	Houston (UNCC, 22-7)		1997
17	UNC Charlotte (LOU, 23-3)		1996
15	UNC Charlotte (UAB, 17-9)		1996
14	Tulane (SLU, 14-5)		1996
13	three tied with		

SERIES

53	South Florida (6 games)	1996
48	Houston (5 games)	1997
39	UNC Charlotte (4 games)	1996
39	UNC Charlotte (5 games)	1997
33	Tulane (4 games)	1996

DOUBLES

GAME			1997
7	Houston (UNCC, 22-7)		1997
6	UAB (UNCC, 9-17)		1996
6	Tulane (CIN, 10-0)		1997
5	five times		

SERIES

21	Houston (5 games)	1997
17	South Florida (6 games)	1996
16	Tulane (5 games)	1997
15	UAB (5 games)	1997
11	Tulane (4 games)	1996

TRIPLES

GAME			1996
1	UAB (UNCC, 9-17)		1996
1	Tulane (USM, 10-8)		1996
1	South Florida (LOU, 14-11)		1996
1	UNC Charlotte (HOU, 7-22)		1997
1	Tulane (UNCC, 6-8)		1997

SERIES

1	UAB (2 games)	1996
1	Tulane (4 games)	1996
1	South Florida (6 games)	1996
1	UNC Charlotte (5 games)	1997
1	Tulane (5 games)	1997

HOME RUNS

BOTH TEAMS, GAME			1996
6	USF vs. UNCC (17-6)		1996
6	UNCC vs. UAB (9-17)		1996

GAME

5	UAB (UNCC, 9-17)	1996
5	USF (UNCC, 17-6)	1996
4	TUL (SLU, 14-5)	1996
3	five tied with	

SERIES TOTAL

56	(6 grand slams)	1996
----	-----------------	------

SERIES

11	South Florida (6 games)	1996
9	Tulane (4 games)	1996
7	Louisville (4 games)	1996
7	UNC Charlotte (4 games)	1996
7	Southern Miss (4 games)	1996

STOLEN BASES

GAME			1997
9	USM (CIN, 5-0)		1997
5	UAB (USF, 7-9)		1996
5	TUL (CIN, 10-0)		1997
4	UNCC (USF, 6-17)		1996
4	USF (UNCC, 17-6)		1996
4	UNCC (TUL, 9-2)		1997
4	HOU (UNCC, 22-7)		1997

SERIES

10	UNC Charlotte (4 games)	1996
9	Southern Miss (3 games)	1997
9	UNC Charlotte (5 games)	1997
9	Tulane (5 games)	1997
8	Houston (5 games)	1997

CHAMPIONSHIP RESULTS

1996

(at Hattiesburg, Miss.)

Tuesday, May 14

Louisville 4, Cincinnati 2

Wednesday, May 15

UNC Charlotte 17, UAB 9
Louisville 13, South Florida 9
Tulane 14, Saint Louis 5
Southern Miss 9, Memphis 4

Thursday, May 16

South Florida 9, UAB 7
Saint Louis 9, Memphis 8 (10 innings)
UNC Charlotte 23, Louisville 3
Tulane 9, Southern Miss 5

Friday, May 17

South Florida 14, Louisville 11
Southern Miss 9, Saint Louis 5

Saturday, May 18

South Florida 13, UNC Charlotte 2
Tulane 10, Southern Miss 8
South Florida 17, UNC Charlotte 6

Sunday, May 19

Tulane 2, South Florida 0



History

NCAA APPEARANCES

UAB

1991

CINCINNATI

1974, 1971, 1967, 1961, 1956

HOUSTON

1997, 1990, 1987, 1985, 1982,
1967 (CWS), 1966, 1960, 1958,
1953 (CWS)

MEMPHIS

1994, 1981, 1978, 1976

UNC CHARLOTTE

1993

SAINT LOUIS

1965 (CWS)

SOUTH FLORIDA

1997, 1996, 1995, 1993, 1990,
1989, 1986, 1982

SOUTHERN MISS

1991, 1990

TULANE

1996, 1994, 1992, 1988, 1987,
1986, 1983, 1982, 1979

ANNUAL NCAA TEAM CHAMPIONS

Batting Average

1978 Memphis .357
1992 Louisville .353

Doubles Per Game

1992 Southern Miss 2.64

Home Runs Per Game

1991 Louisville 2.02
1992 Louisville 1.79

Most Home Runs

1991 Louisville 125
1992 Louisville 109

Slugging Percentage

1976 Louisville .546
1992 Louisville .590

Most Total Bases

1992 Louisville 1,323

Fielding Percentage

1992 Cincinnati .976

ALL-TIME RECORDS

	YRS	W	L	T	PCT
UAB	19	548	440	1	.555
CIN	37	734	818	11	.465
HOU	51	1111	835	0	.571
LOU	88	1868	1795	17	.510
MEM	48	1204	764	13	.611
UNCC	19	512	494	4	.509
SLU	41	649	900	9	.419
USF	32	918	666	5	.579
USM	69	953	872	10	.522
TUL	91	1321	967	14	.577

TEAM VS. TEAM RECORDS

	UAB	CIN	HOU	LOU	MEM	UNCC	SLU	USF	USM	TUL
UAB	-	25-9	3-2	4-2	19-16	11-9	30-5	26-42	16-21	0-6
CIN	9-25	-	2-5	31-43	21-35	2-4	13-18	0-6	2-23	4-15
HOU	2-3	5-2	-	2-1	2-1	4-0	4-3	3-1	3-1	5-4
LOU	2-4	41-33	1-2	-	15-42	7-12	2-2	5-17	9-27	9-26
MEM	16-19	35-21	1-2	42-15	-	2-4	29-15-1	0-6	25-24	23-10
UNCC	9-11	4-2	0-4	12-7	4-2	-	4-2	10-19	10-12	12-13
SLU	5-30	18-13	3-4	2-2	15-29-1	2-4	-	2-5	3-4	1-12
USF	42-26	6-0	1-3	17-5	6-0	19-10	5-2	-	9-10	11-10
USM	21-16	23-2	1-3	27-9	24-25	12-10	4-3	10-9	-	32-55-1
TUL	6-0	15-4	4-5	26-9	10-23	13-12	12-1	10-11	55-32-1	-



Year by Year

STANDINGS

1997	C-USA	All Games
	W-L	W-L
#Tulane	19-7	40-21
%Houston	19-8	40-23
South Florida	18-8	39-24
Southern Miss	16-10	34-23
UNC Charlotte	14-12	30-26-1
UAB	14-13	31-29
Louisville	11-15	23-32
Memphis	9-17	20-31
Saint Louis	8-19	21-30
Cincinnati	4-23	12-46
#Regular Season Champion		
%Tournament Champion		

1996	C-USA	All Games
	W-L	W-L
#South Florida	20-4	47-19
%Tulane	18-6	43-20
Southern Miss	14-10	32-28
UAB	13-11	33-25
UNC Charlotte	11-13	29-30
Memphis	9-11	26-28
Saint Louis	9-12	25-24
Louisville	6-15	18-36
Cincinnati	1-19	5-34
#Regular Season Champion		
%Tournament Champion		

ANNUAL INDIVIDUAL LEADERS - ALL GAMES

BATTING

BATTING AVERAGE

1997	Goefrey Tomlinson, HOU	.427
1996	Joey Anderson, UNCC	.401

OFFICIAL AT BATS

1997	Mike Pilger, USF	272
1996	Chris Heintz, USF	265

RUNS SCORED (SEASON)

1997	Ross Gload, USF	85
1996	Gio Cafaro, USF	86

HITS

1997	Dustin Carr, HOU	108
1996	Chris Heintz, USF	106

RUNS BATTED IN

1997	Ross Gload, USF	80
1996	Chris Heintz, USF	95

DOUBLES

1997	Dustin Carr, HOU	32
1996	Jason Fitzgerald, TUL	28

TRIPLES

1997	Brett Bredensteiner, SLU	6
1996	B.J. Huff, UAB	11

HOME RUNS

1997	Chad Sutter, TUL	23
1996	Ross Gload, USF	21

TOTAL BASES

1997	Goefrey Tomlinson, HOU	189
1996	Chris Heintz, USF	183

STOLEN BASES

1997	Shaun Skrehot, HOU	33
1996	Gio Cafaro, USF	50

WALKS

1997	Craig Brown, TUL	54
1996	Ross Gload, USF	68

STRIKEOUTS

1997	Jud McMillin, CIN	59
	Jeff Bell, UAB	59
1996	Jeff Bell, UAB	65

SLUGGING PERCENTAGE

1997	Goefrey Tomlinson, HOU	.762
1996	Ross Gload, USF	.712

ON-BASE PERCENTAGE

1997	Ross Gload, USF	.493
1996	Joey Anderson, UNCC	.511

SACRIFICE HITS

1997	Gerald Parr, UNCC	12
1996	Kelly Ray, UAB	10
	Mike Huelsmann, SLU	10

SACRIFICE FLIES

1997	Jason Schreiber, HOU	6
	Ross Gload, USF	6
1996	Chris Heintz, USF	14

HIT BY PITCH

1997	Craig House, MEM	17
1996	Adam Gabris, SLU	12
	Scott Wilson, TUL	12

PITCHING

MOST WINS

1997	Jason Navarro, TUL	12
1996	Scott Glaser, USF	12

EARNED RUN AVERAGE (SEASON)

	(min. 1.0 IP per team game)	
1997	Jason Navarro, TUL	3.30
1996	Jason Navarro, TUL	2.00

INNINGS PITCHED

1997	Scott Glaser, USF	125.2
1996	Jesse Summey, UNCC	123.1

FEWEST HITS

	(1.0 IP per team game)	
1997	Chad Harville, MEM	71
1996	Chad Harville, MEM	44

MOST STRIKEOUTS

1997	Chad Harville, MEM	136
1996	Jack Cressend, TUL	123

SAVES

1997	Luis Ramos, USF	8
	Chris Mason, UAB	8
1996	Chad Harville, MEM	8

APPEARANCES

1997	Tyler Kee, USM	31
	Chris Mason, UAB	31
1996	Steven Boyles, USF	40

GAMES STARTED

1997	Scott Glaser, USF	20
1996	Mark Roberts, USF	18

OPPOSING BATTING AVERAGE

1997	Chad Harville, MEM	.192
1996	Brandon Parker, USM	.213

FIELDING

PUTOUTS

1997	Ross Gload, USF	549
1996	Ross Gload, USF	596

ASSISTS

1997	Jared Martin, USM	219
1996	Joey Hammond, UNCC	213

ERRORS

1997	Michael Johns, TUL	28
1996	Jason Dellaero, USF	29

ANNUAL TEAM LEADERS - ALL GAMES

MOST WINS

1997	Tulane	40
	Houston	40
1996	South Florida	47

MOST GAMES PLAYED

1997	Houston (40-23)	63
	South Florida (39-24)	63
1996	South Florida (47-19)	66

BATTING

BATTING AVERAGE

1997	South Florida	.329
1996	South Florida	.325

OFFICIAL AT-BATS

1997	South Florida (63 games)	2383
1996	South Florida (66 games)	2448

SCORED

1997	South Florida (63 games)	532
1996	South Florida (66 games)	586

HITS

1997	South Florida (63 games)	783
1996	South Florida (66 games)	792

RUNS BATTED IN

1997	South Florida (63 games)	468
1996	South Florida (66 games)	457

DOUBLES

1997	Houston (63 games)	147
1996	South Florida (66 games)	149



Year by Year

ANNUAL TEAM LEADERS

(cont'd)

TRIPLES

1997	South Florida (63 games)	23
1996	South Florida (66 games)	27

HOME RUNS

1997	Southern Miss (57 games)	95
1996	South Florida (66 games)	91

STOLEN BASES

1997	Houston (63 games)	152
1996	UNC Charlotte (59 games)	137

TOTAL BASES

1997	South Florida (63 games)	1186
1996	South Florida (66 games)	1268

WALKS

1997	Tulane (61 games)	309
1996	South Florida (66 games)	340

STRIKEOUTS

1997	Cincinnati (58 games)	445
1996	South Florida (66 games)	477

SLUGGING PERCENTAGE

1997	Southern Miss	.522
1996	South Florida	.518

ON-BASE PERCENTAGE

1997	South Florida	.400
1996	South Florida	.409

HIT BY PITCH

1997	Southern Miss	87
1996	Southern Miss	55

PITCHING

4.05	Tulane	1997
3.99	South Florida	1996

INNINGS PITCHED

1997	South Florida (63 games)	561.1
1996	South Florida (66 games)	589.1

SAVES

1997	Houston (63 games)	14
1996	South Florida (66 games)	13
	Tulane (63 games)	13

OPPOSING BATTING AVERAGE

1997	South Florida (66 games)	.263
1996	Southern Miss (60 games)	.263
	Memphis (51 games)	.263

PUTOUTS

1997	South Florida (63 games)	1684
1996	South Florida (66 games)	1768

ASSISTS

1997	South Florida (63 games)	749
1996	South Florida (66 games)	728

ANNUAL INDIVIDUAL LEADERS - C-USA GAMES

BATTING

BATTING AVERAGE

1997	Goefrey Tomlinson, HOU	.451
1996	Brian Hughes, TUL	.424

OFFICIAL AT BATS

1997	Dan Harness, UAB	121
1996	B.J. Huff, UAB	107

RUNS SCORED

1997	Ross Gload, USF	43
1996	Ross Gload, USF	32

HITS

1997	Dustin Carr, HOU	47
1996	Brian Hughes, TUL	39

RUNS BATTED IN

1997	Ross Gload, USF	43
1996	Chris Heintz, USF	46

DOUBLES

1997	Goefrey Tomlinson, HOU	16
1996	B.J. Huff, UAB	9

TRIPLES

1997	Mike Diaz, USF	4
1996	Kyle Logan, USM	3

HOME RUNS

1997	Jeff Bell, UAB	11
1996	Jay Jones, UAB	9

TOTAL BASES

1997	Ross Gload, USF	85
1996	Jay Jones, UAB	73

STOLEN BASES

1997	Goefrey Tomlinson, HOU	14
1996	Gio Cafaro, USF	24

WALKS

1997	Brian Hughes, TUL	25
1996	Ross Gload, USF	31

STRIKEOUTS

1997	Jeff Bell, UAB	32
1996	Jeff Bell, UAB	32

SLUGGING PERCENTAGE

1997	Ross Gload, USF	.825
1996	Ross Gload, USF	.758

ON-BASE PERCENTAGE

1997	Goefrey Tomlinson, HOU	.541
1996	Ross Gload, USF	.553

HIT BY PITCH

1997	Daryn Miller, MEM	9
1996	Cameron Jones, MEM	10

PITCHING

MOST WINS

1997	Jason Navarro, TUL	7
1996	Mark Roberts, USF	6
	Jesse Summey, UNCC	6
	Pat Ryan, USF	6

EARNED RUN AVERAGE

(min. 1.0 IP per team game)		
1997	Jason Navarro, TUL	2.22
1996	Chad Harville, MEM	2.15

INNINGS PITCHED

1997	Chad Harville, MEM	65.0
	Jason Navarro, TUL	65.0
1996	Jesse Summey, UNCC	62.2

MOST STRIKEOUTS

1997	Chad Harville, MEM	91
1996	Jack Cressend, TUL	54

SAVES

1997	Chris Mason, UAB	4
	David Sonson, LOU	4
1996	Chad Harville, MEM	3

APPEARANCES

1997	Tyler Kee, USM	14
1996	Steven Boyles, USF	14

GAMES STARTED

1997	Heath Cantrelle, USM	9
1996	Brannon Player, UNCC	8
	Mark Roberts, USF	8
	Jesse Summey, UNCC	8

OPPOSING BATTING AVERAGE

1997	Chad Harville, MEM	.200
1996	Chad Harville, MEM	.189

FIELDING

PUTOUTS

1997	Keith Graffagnini, TUL	246
1996	Brian Jersey, UAB	228

ASSISTS

1997	Jared Martin, USM	101
1996	Joey Hammond, UNCC	86

ERRORS

1997	Michael Johns, TUL	14
1996	Jason Dellaero, USF	13

ANNUAL TEAM LEADERS - C-USA GAMES

MOST WINS

CONFERENCE GAMES		
1997	Tulane	19
	Houston	19
1996	South Florida	20

MOST GAMES PLAYED

1997	Five Tied	27
1996	Five Tied	24



Year by Year

BATTING

BATTING AVERAGE

1997	South Florida	.331
1996	South Florida	.320

OFFICIAL AT-BATS

1997	South Florida (26 games)	989
1996	South Florida (24 games)	893

RUNS SCORED

1997	South Florida (26 games)	246
1996	South Florida (24 games)	219

HITS

1997	South Florida (26 games)	327
1996	South Florida (24 games)	286

RUNS BATTED IN

1997	South Florida (26 games)	216
1996	South Florida (24 games)	198

DOUBLES

1997	South Florida (26 games)	64
1996	UAB (24 games)	52
	Tulane (24 games)	52

TRIPLES

1997	UNC Charlotte (26 games)	7
	South Florida (26 games)	7
1996	Saint Louis (21 games)	8
	South Florida (24 games)	8

HOME RUNS

1997	Southern Miss (26 games)	48
1996	South Florida (24 games)	34

STOLEN BASES

1997	Houston (27 games)	66
1996	UNC Charlotte (24 games)	58

TOTAL BASES

1997	South Florida (26 games)	519
1996	South Florida (24 games)	450

WALKS

1997	Tulane (26 games)	132
1996	South Florida (24 games)	141

STRIKEOUTS

1997	Saint Louis (27 games)	222
1996	UNC Charlotte (59 games)	188

SLUGGING PERCENTAGE

1997	Southern Miss (26 games)	.528
1996	South Florida (24 games)	.504

ON-BASE PERCENTAGE

1997	South Florida (26 games)	.407
1996	South Florida (24 games)	.409

HIT BY PITCH

1997	Memphis (26 games)	34
	Southern Miss (26 games)	34
1996	UAB (24 games)	25

PITCHING

EARNED RUN AVERAGE

1997	Tulane (26 games)	4.17
1996	South Florida (24 games)	3.21

INNINGS PITCHED

1997	UAB (27 games)	239.2
1996	South Florida (24 games)	215.2

STRIKEOUTS

1997	Memphis (26 games)	229
1996	Tulane (24 games)	215

SAVES

1997	Houston (27 games)	7
1996	South Florida (24 games)	8

OPPOSING BATTING AVERAGE

1997	Houston (27 games)	.259
	UNC Charlotte (27 games)	.259
	Memphis (26 games)	.259
1996	Southern Miss (24 games)	.254

FIELDING

PUTOUTS

1997	UAB (27 games)	719
1996	South Florida (24 games)	647

ASSISTS

1997	UAB (27 games)	342
1996	South Florida (24 games)	272

ERRORS

1997	Cincinnati (27 games)	56
1996	UNC Charlotte (24 games)	55

AWARDS

1997

ALL-CONFERENCE FIRST TEAM

IF	Dustin Carr, Houston
IF	Jason Dellaero, South Florida
IF	Ross Gload, South Florida
IF	Keith Graffagnini, Tulane
IF	Bo Robinson, UNC Charlotte
OF	Jeremy Albritton, Southern Miss
OF	Jason Fitzgerald, Tulane
OF	Kyle Logan, Southern Miss
OF	Goefrey Tomlinson, Houston
C	Chad Sutter, Tulane
DH	Cliff Wren, Southern Miss
P	Jason Navarro, Tulane
P	Chad Harville, Memphis
RP	Luis Ramos, South Florida

ALL-CONFERENCE SECOND TEAM

IF	Matt Berger, Louisville
IF	Jorge DeLeon, South Florida
IF	Dan Harness, UAB
IF	Jeremy Schied, Southern Miss
IF	Adam Gabris, Saint Louis
OF	Brett Bredensteiner, Saint Louis
OF	Shayne Carnes, UAB
OF	Brian Hughes, Tulane
OF	Mike Pilger, South Florida
C	Braxton Whitehead, Southern Miss
DH	Sean Lynch, South Florida
P	Brannon Player, UNC Charlotte
P	Scott Stauffer, Louisville
RP	Chris Mason, UAB

ALL-CONFERENCE THIRD TEAM

IF	Jeff Bell, UAB
IF	John Carney, Cincinnati
IF	Jared Martin, Southern Miss
IF	Mike Pursell, Tulane
IF	Shaun Skrehot, Houston
OF	Mike Diaz, South Florida
OF	Tim Harper, Louisville
OF	Chris Hesse, Southern Miss
OF	Mike Terry, UAB
C	Bruce Rios, Houston
DH	James Matan, UNC Charlotte
P	Scott Glaser, South Florida
P	Pat Ryan, South Florida
RP	Brandon Parker, Southern Miss

1996

ALL-CONFERENCE FIRST TEAM

IF	Ross Gload, South Florida
IF	Brian Jersey, UAB
IF	Jorge DeLeon, South Florida
IF	Jason Dellaero, South Florida
IF	Chris Heintz, South Florida
OF	Joey Anderson, UNC Charlotte
OF	Gio Cafaro, South Florida
OF	B.J. Huff, UAB
OF	Brian Hughes, Tulane
C	Jay Jones, UAB
DH	Tony Hausladen, Saint Louis
P	Jason Navarro, Tulane
P	Mark Roberts, South Florida
RP	Chad Harville, Memphis

ALL-CONFERENCE SECOND TEAM

IF	Keith Graffagnini, Tulane
IF	Kelly Ray, UAB
IF	Michael Johns, Tulane
IF	Jared Martin, Southern Miss
IF	Adam Gabris, Saint Louis
OF	Ronnie Barassi, Memphis
OF	Steve Barhorst, Cincinnati
OF	Jason Fitzgerald, Tulane
OF	Chris Hesse, Southern Miss
C	Derek Reams, Southern Miss
DH	James Matan, UNC Charlotte
P	Scott Glaser, South Florida
P	Jesse Summey, UNC Charlotte
RP	Steven Boyles, South Florida

ALL-CONFERENCE HONORABLE MENTION

IF	Cliff Wren, Southern Miss
IF	Jerry Merrill, Cincinnati
IF	John Weidemann, Louisville
IF	Joe Grawey, UAB
IF	Scott Wilson, Tulane
OF	Jim Anderson, UNC Charlotte
OF	Brett Bredensteiner, Saint Louis
OF	Mike Huelsmann, Saint Louis
OF	Jeff Ray, Saint Louis
C	Chad Sutter, Tulane
DH	Ruan Mason, South Florida
P	John Bale, Southern Miss
P	Jack Cressend, Tulane
RP	Luis Ramos, South Florida



Year by Year

ALL-FRESHMAN

1997

OF Brandon Caraway, Houston
 OF Eric Lee, Houston
 C Jimmie Romano, South Florida
 DH Nick Crocker, Saint Louis
 P Ryan Baker, UNC Charlotte
 P Shane Nance, Houston
 RP Robert Dieudonne, Houston

1996

IF Matt Baltz, Southern Miss
 IF Joe Hammond, UNC Charlotte
 IF Jason Hill, UNC Charlotte
 IF Cliff Wren, Southern Miss
 OF Jeff Davis, Southern Miss
 OF Corey Hinton, Cincinnati
 OF Mike Pilger, South Florida
 C Chad Sutter, Tulane
 DH Jeremy Albritton, Southern Miss
 P Scott Beyer, UAB
 P Luis Ramos, South Florida

PLAYER OF THE YEAR

1997 Ross Gload, South Florida
 1996 Chris Heintz, South Florida

COACH OF THE YEAR

1997 Rick Jones, Tulane
 1996 Eddie Cardieri, South Florida

FRESHMAN OF THE YEAR

1997 Shane Nance, Houston
 1996 Chad Sutter, Tulane

PITCHER OF THE YEAR

1997 Jason Navarro, Tulane
 1996 Mark Roberts, South Florida

ALL-TOURNAMENT TEAM

1997

IF Keith Graffagnini, Tulane
 IF Joey Hammond, UNC Charlotte
 IF Jason Hill, UNC Charlotte
 IF Shaun Skrehot, Houston
 OF Jason Fitzgerald, Tulane
 OF Nick Rhodes, UNC Charlotte
 OF Goefrey Tomlinson, Houston
 C Scottie Scott, Houston
 P Gary Shuford, UNC Charlotte
 RP Chris Mason, UAB
 DH Jason Schreiber, Houston

1996

1B Cliff Wren, Southern Miss
 2B Mike Pursell, Tulane
 SS Joe Hammond, UNC Charlotte
 3B Chris Heintz, South Florida
 OF Joey Anderson, UNC Charlotte
 OF Jason Fitzgerald, Tulane
 OF Jason Michonski, South Florida
 C Chad Sutter, Tulane
 P Jack Cressend, Tulane
 RP Todd Ardoin, Tulane
 DH Jeff Davis, Southern Miss

TOURNAMENT MVP

1997 Scottie Scott, Houston
 1996 Jason Fitzgerald, Tulane

PLAYERS OF THE WEEK

1997

Hitter of the Week

M10 Jeremy Albritton, Southern Miss
 M17 Jeremy Schied, Southern Miss
 M24 Dustin Carr, Houston
 M31 Goefrey Tomlinson, Houston
 A7 Kyle Logan, Southern Miss
 A14 Cliff Wren, Southern Miss
 A21 Craig Brown, Tulane
 A28 Dan Harness, UAB
 MY5 Jason Dellaero, South Florida
 MY12 Jorge DeLeon, South Florida

Pitcher of the Week

M10 Jason Navarro, Tulane
 M17 David Sonson, Louisville
 M24 Mark Gray, UAB
 M31 Brannon Player, UNC Charlotte
 A7 Mick Portell, Saint Louis
 A14 Scott Glaser, South Florida
 A21 Ryan Baker, NC Charlotte
 A28 Jason Navarro, Tulane
 MY5 Jason Navarro, Tulane
 MY12 Heath Cantrelle, Southern Miss

1996

Hitter of the Week

M11 Joey Anderson, UNC Charlotte
 M18 Jason Hill, UNC Charlotte
 M25 Cliff Wren, Southern Miss
 A1 B.J. Huff, UAB
 A8 Ross Gload, South Florida
 A15 Chad Sutter, Tulane
 A22 Jason Dellaero, South Florida
 A29 Chris Heintz, South Florida
 MY5 Chris Heintz, South Florida
 MY12 Keith Graffagnini, Tulane

Pitcher of the Week

M11 Scott Glaser, South Florida
 M18 Reggie Wheat, Southern Miss
 M25 Scott Williamson, Tulane
 A1 Chad Bradford, Southern Miss
 A8 Brian Kern, Saint Louis
 A15 Jason Navarro, Tulane
 A22 Jack Cressend, Tulane
 A29 Jesse Summey, UNC Charlotte
 MY5 John Bale, Southern Miss
 MY12 Reggie Wheat, Southern Miss

NATIONAL AWARDS

1997

COLLEGIATE BASEBALL

National Player of the Week

M17 James Matan, UNC Charlotte
 M31 Brannon Player, UNC Charlotte
 A14 Cliff Wren, Southern Miss
 MY5 Chad Harville, Memphis

All-America Second Team

P Jason Navarro, Tulane

All-America Third Team

1B Ross Gload, South Florida
 3B Dustin Carr, Houston

1996

COLLEGIATE BASEBALL

All-America Second Team

P Jason Navarro, Tulane

All-America Third Team

3B Chris Heintz, South Florida
 OF Joey Anderson, UNC Charlotte

All-Freshman First Team

C Chad Sutter, Tulane
 1B Cliff Wren, Southern Miss

All-Freshman Honorable Mention

OF Mike Pilger, South Florida

SMITH SUPER TEAM

Second Team

P Mark Roberts, South Florida

Third Team

P Jason Navarro, Tulane
 1B Ross Gload, South Florida
 3B Chris Heintz, South Florida
 OF Joey Anderson, UNC Charlotte

Honorable Mention

OF Steve Barhorst, Cincinnati
 OF Brian Hughes, Tulane

GTE/CoSIDA ACADEMIC ALL-AMERICA

First Team


3B Chris Heintz, South Florida

Second Team

OF Gio Cafaro, South Florida

Third Team

OF Jeff Ray, Saint Louis



Dustin Carr, Houston



Players in the Pros

1997 DRAFTEES

HOUSTON

Goefrey Tomlinson	OF	4th Round	Kansas City Royals
Dustin Carr	3B	22nd Round	Tampa Bay Devil Rays
Mark Manbeck	P	34th Round	Houston Astros

LOUISVILLE

Danny Haas	OF	15th Round	Boston Red Sox
Matt Berger	IF	23rd Round	Chicago White Sox

MEMPHIS

Chad Harville	P	2nd Round	Oakland A's
Heath Bender	1B	23th Round	Cleveland Indians
Russ Bratton	P	46th Round	Minnesota Twins

SAINT LOUIS

Darin Cissell	OF	18th Round	San Francisco Giants
Tony Hausladen	IB	19th Round	Arizona Diamondbacks

SOUTH FLORIDA

Jason Dellaero	SS	1st Round	Chicago White Sox
Dwayne Dobson	P	9th Round	Arizona Diamondbacks
Pat Ryan	P	12th Round	San Diego Padres
Ross Gload	1B	13th Round	Florida Marlins
George DeLeon	3B	16th Round	Boston Red Sox


SOUTHERN MISS

Brandon Parker	P	2nd Round	Seattle Mariners
Braxton Whitehead	C	14th Round	Cincinnati Reds
Kyle Logan	OF	21st Round	Houston Astros
Jared Martin	SS	24th Round	Arizona Diamondbacks
Donovan Marbury	SS	35th Round	Boston Red Sox


TULANE

Jason Fitzgerald	OF	*1st Round	Cleveland Indians
Jason Navarro	P	5th Round	St. Louis Cardinals
Michael Johns	SS	19th Round	Colorado Rockies
Scott Wilson	3B	40th Round	St. Louis Cardinals

*compensatory pick between the first and second rounds



Brandon Parker, Southern Miss



Jason Navarro, Tulane

1996 DRAFTEES

UAB

Jay Jones	C	Florida Marlins
B.J. Huff	OF	New York Mets
Blake Mayo	P	Los Angeles Dodgers

MEMPHIS

Jonathan Lyons	P	Boston Red Sox
----------------	---	----------------

SAINT LOUIS

Mike Huelsmann	OF	Cleveland Indians
----------------	----	-------------------

SOUTH FLORIDA

Gio Cafaro	OF	Milwaukee Brewers
Adam Danner	P	New York Yankees
Chris Heintz	3B	Chicago White Sox
Mark Roberts	P	Chicago White Sox

SOUTHERN MISS

John Bale	P	Toronto Blue Jays
Chad Bradford	P	Chicago White Sox
Chris Hesse	OF	Cleveland Indians



Composite Schedule

Thu., January 29

South Florida at Florida Int'l.

Fri. January 30

South Florida at Miami

Sat. January 31

South Florida at Miami

Sun. February 1

South Florida at Miami

Fri., February 6

Houston vs. Washington State

Houston at San Diego State

South Florida vs. Clemson

Sat., February 7

Houston vs. Washington State

Morehead State at UNC

Charlotte

South Florida vs. Auburn

South Florida vs. Central Florida

Sun., February 8

Houston at San Diego State

Morehead St.

at UNC Charlotte (DH)

Tue., February 10

Rice at Houston

Jacksonville at South Florida

Fri., February 13

Cincinnati at Davidson

Houston at Alabama

South Florida vs. Santa Clara

George Washington at Tulane

Sat., February 14

Vanderbilt at UAB

Cincinnati at Davidson

Houston at Alabama

Penn St. at UNC Charlotte (DH)

South Florida vs. Washington

Nicholls State at Southern Miss

George Washington at Tulane

Sun., February 15

Cincinnati at Davidson

Houston at Alabama

Penn State at UNC Charlotte

South Florida vs. Oregon State

Nicholls State at Southern Miss

George Washington at Tulane

Tue., February 17

Jacksonville St. at UAB

Rice at Houston

Troy State at Southern Miss

Tulane at SW Louisiana

Wed., February 18

UAB at Vanderbilt

Butler at Louisville

UNC Charlotte at Davidson

South Florida at Stetson

Fri., February 20

Cincinnati at Georgia Tech

Oklahoma at Houston

Evansville at Memphis

UNC Charlotte at Auburn

Tulane at Long Beach State

Sat., February 21

Cincinnati at Georgia Tech

Kansas at Houston

Purdue at Louisville

Evansville at Memphis

UNC Charlotte at Auburn

Saint Louis at Oral Roberts (DH)

Stetson at South Florida

Kentucky at Southern Miss

Tulane at Long Beach State

Sun., February 22

Cincinnati at Georgia Tech

Central Florida at Houston

Purdue at Louisville

Evansville at Memphis

UNC Charlotte at Auburn

Saint Louis at Oral Roberts

Stetson at South Florida

Kentucky at Southern Miss

Tulane at Long Beach State

Tue., February 24

UAB at Mississippi

Central Florida at Houston

SE Missouri St. at Memphis

Southern Miss at

South Alabama

Wed., February 25

Tennessee Tech at Louisville

South Florida at Stetson

Thu., February 26

Cincinnati vs. Nebraska

Fri., February 27

Cincinnati vs. Illinois State

Illinois at Houston

Nebraska at Louisville

Toledo at Louisville

Memphis vs. Air Force

Southern Miss vs. New Orleans

Tulane vs. Arkansas

Sat., February 28

UAB at Tennessee Tech

Cincinnati at Austin Peay State

Illinois at Houston

Nebraska at Louisville

Toledo at Louisville

Memphis vs. West Virginia

Memphis vs. Mississippi

Howard at UNC Charlotte

Saint Louis at

Ark.-Little Rock (DH)

Florida Int'l. at South Florida

Southern Miss vs. Tulane

Sun., March 1

UAB at Tennessee Tech

Cincinnati at Western Kentucky

Illinois at Houston

Toledo at Louisville

Howard at UNC Charlotte

Saint Louis at Ark.-Little Rock

Florida Int'l. at South Florida

Southern Miss vs. LSU

Tulane vs. Mississippi State

Tue., March 3

Middle Tenn. St. at UAB

Miami (Ohio) at Cincinnati

Western Ky. at Louisville

Memphis at Mississippi State

UNC Charlotte at Georgia Tech

Saint Louis at Indiana State

South Florida at Jacksonville

Tulane at Louisiana State

Wed., March 4

Middle Tenn. St. at UAB

Houston at Sam Houston State

Louisville at Evansville

Memphis at Mississippi State

Bradley at Saint Louis

Southern Miss at New Orleans

Tulane at SE Louisiana

Thu., March 5

Cincinnati at Dayton

Western Illinois at Saint Louis

Fri., March 6

Michigan at Houston

Wright State at Louisville

William & Mary at

UNC Charlotte

Massachusetts at South Florida

Northern Ill. at Southern Miss

New York Tech at Tulane

Sat., March 7

UAB vs. Winthrop

UAB vs. The Citadel

Cincinnati at Indiana (DH)

Michigan at Houston

Kent at Louisville

Wright State at Louisville

Ark.-Pine Bluff at Memphis

William & Mary at

UNC Charlotte

NE Illinois at Saint Louis (DH)

Massachusetts at South Florida

Northern Ill. at Southern Miss

New York Tech at Tulane



Composite Schedule

Sun., March 8

UAB vs. Troy State
Cincinnati at Indiana
Michigan at Houston
Kent at Louisville
Ark.-Pine Bluff at Memphis
William & Mary at
UNC Charlotte
NE Illinois at Saint Louis (DH)
Massachusetts at South Florida
Northern Ill. at Southern Miss
New York Tech at Tulane

Tue., March 10

Tennessee Tech at UAB
Louisville at Eastern Kentucky
Memphis at Tenn.-Martin
Jackson State at Southern Miss
Northern Ill. at Tulane

Wed., March 11

Tennessee Tech at UAB
Xavier (Ohio) at Cincinnati
Rice at Houston
Memphis at SE Missouri State
UNC Charlotte at Wofford
Saint Louis at Tenn.-Martin
Southern Miss at SE Louisiana
Northern Ill. at Tulane

Thu., March 12

Saint Louis at Arkansas State

Fri., March 13

UAB at UNC Charlotte
Cincinnati at Southern Miss
Tulane at Houston
Memphis at Saint Louis
Louisville at South Florida

Sat., March 14

UAB at UNC Charlotte
Cincinnati at Southern Miss
Tulane at Houston
Memphis at Saint Louis
Louisville at South Florida

Sun., March 15

UAB at UNC Charlotte
Cincinnati at Southern Miss
Tulane at Houston
Memphis at Saint Louis
Louisville at South Florida

Mon., March 16

Louisville vs. Army

Tue., March 17

Alabama State at UAB
Houston at Rice
Memphis at Arkansas State
Eastern Ky. at Saint Louis
Army at South Florida
SW Missouri St. at
Southern Miss
Tulane at Nicholls State

Wed., March 18

Texas at Houston
Memphis at Murray State
Belmont at UNC Charlotte
Eastern Ky. at Saint Louis
SW Missouri St. at
Southern Miss

Fri., March 20

Southern Miss at UAB
Saint Louis at Cincinnati
South Florida at Houston
Memphis at Louisville
UNC Charlotte at Tulane

Sat., March 21

Southern Miss at UAB
Saint Louis at Cincinnati
South Florida at Houston
Memphis at Louisville
UNC Charlotte at Tulane

Sun., March 22

Southern Miss at UAB
Saint Louis at Cincinnati
South Florida at Houston
Memphis at Louisville
UNC Charlotte at Tulane

Tue., March 24

UAB at Auburn
Cincinnati at Notre Dame
Texas A&M at Houston
Middle Tenn. St. at Memphis
UNC Charlotte at Wake Forest
Saint Louis at SW Missouri St.
South Florida at Jacksonville
Southern Miss at Alabama
Tulane vs. New Orleans

Wed., March 25

Middle Tenn. St. at Memphis
North Carolina A&T at
UNC Charlotte
Missouri at Saint Louis
New Orleans at Southern Miss
Tulane at SE Louisiana

Fri., March 27

Cincinnati at UAB
Houston at Saint Louis
UNC Charlotte at Memphis
Tulane at South Florida
Louisville at Southern Miss

Sat., March 28

Cincinnati at UAB
Houston at Saint Louis
UNC Charlotte at Memphis
Tulane at South Florida
Louisville at Southern Miss

Sun., March 29

Cincinnati at UAB
Houston at Saint Louis
UNC Charlotte at Memphis
Tulane at South Florida
Louisville at Southern Miss

Tue., March 31

UAB at Jacksonville St.
Texas at Houston
Tenn.-Martin at Memphis
Charleston So. at
UNC Charlotte
Eastern Illinois at Saint Louis
South Florida at Central Florida
Alabama at Southern Miss
SW Louisiana at Tulane

Wed., April 1

Auburn at UAB
Eastern Kentucky at Cincinnati
Murray State at Memphis
Charleston So. at
UNC Charlotte
Saint Louis at Southern Illinois
New Orleans at Tulane

Fri., April 3

UAB at Louisville
Tulane at Cincinnati
Houston at UNC Charlotte
Memphis at Southern Miss
Saint Louis at South Florida

Sat., April 4

UAB at Louisville
Tulane at Cincinnati
Houston at UNC Charlotte
Memphis at Southern Miss
Saint Louis at South Florida

Sun., April 5

UAB at Louisville
Tulane at Cincinnati
Houston at UNC Charlotte
Memphis at Southern Miss
Saint Louis at South Florida

Tue., April 7

Samford at UAB
Houston at Baylor
Austin Peay at Memphis
Wofford at UNC Charlotte
Central Florida at South Florida
Mississippi at Southern Miss
Tulane vs. Louisiana State

Wed., April 8

UAB at Alabama State
Vanderbilt at Memphis
Coll. of Charleston at
UNC Charlotte
Saint Louis at Missouri
Mississippi at Southern Miss
Centenary at Tulane



Composite Schedule

Fri., April 10

*UAB at Saint Louis
Cincinnati at Houston
South Florida at Memphis
Southern Miss at
UNC Charlotte
Louisville at Tulane*

Sat., April 11

*UAB at Saint Louis
Cincinnati at Houston
South Florida at Memphis
Southern Miss at
UNC Charlotte
Louisville at Tulane*

Sun., April 12

*UAB at Saint Louis
Cincinnati at Houston
South Florida at Memphis
Southern Miss at
UNC Charlotte
Louisville at Tulane*

Tue., April 14

*UAB at Mississippi State
Cincinnati at Morehead State
Memphis at Middle Tenn. St.
Old Dominion at
UNC Charlotte
Saint Louis at Eastern Illinois
Central Florida at South Florida
Southern Miss at Mississippi
New Orleans at Tulane*

Wed., April 15

*UAB at Mississippi State
Cincinnati at Ohio
Rice at Houston
Memphis at Middle Tenn. St.
Old Dominion at
UNC Charlotte
SE Missouri St. at Saint Louis
Southern Miss at Mississippi
Tulane at New Orleans*

Fri., April 17

*Houston at UAB
Cincinnati at Louisville
Tulane at Memphis
Saint Louis at UNC Charlotte
South Florida at Southern Miss*

Sat., April 18

*Houston at UAB
Cincinnati at Louisville
Tulane at Memphis
Saint Louis at UNC Charlotte
South Florida at Southern Miss*

Sun., April 19

*Houston at UAB
Cincinnati at Louisville
Tulane at Memphis
Saint Louis at UNC Charlotte
South Florida at Southern Miss*

Tue., April 21

*UAB at Samford
Houston at Texas A&M
Mississippi at Memphis
Saint Louis at SE Missouri St.
South Florida at Central Florida
Mississippi State at
Southern Miss
Nicholls State at Tulane*

Wed., April 22

*Alabama at UAB
Cincinnati at Xavier (Ohio)
Memphis at Austin Peay
Davidson at UNC Charlotte
Tenn.-Martin at Saint Louis
Mississippi State at
Southern Miss*

Fri., April 24

*Tulane at UAB
Memphis at Cincinnati
Louisville at Houston
UNC Charlotte at South Florida
Southern Miss at Saint Louis*

Sat., April 25

*Tulane at UAB
Memphis at Cincinnati
Louisville at Houston
UNC Charlotte at South Florida
Southern Miss at Saint Louis*

Sun., April 26

*Tulane at UAB
Memphis at Cincinnati
Louisville at Houston
UNC Charlotte at South Florida
Southern Miss at Saint Louis*

Tue., April 28

*Jacksonville State at UAB
Cincinnati at Bowling Green
Baylor at Houston
Memphis at Mississippi
Saint Louis at Bradley
Southern Miss at
Mississippi State
SE Louisiana at Tulane*

Wed., April 29

*UAB at Alabama
Morehead State at Cincinnati
Wake Forest at UNC Charlotte
SW Missouri St. at Saint Louis
Southern Miss at
Mississippi State
Nicholls State at Tulane*

Fri., May 1

*UAB at Memphis
South Florida at Cincinnati
Houston at Southern Miss
UNC Charlotte at Louisville
Saint Louis at Tulane*

Sat., May 2

*UAB at Memphis
South Florida at Cincinnati
Houston at Southern Miss
UNC Charlotte at Louisville
Saint Louis at Tulane*

Sun., May 3

*UAB at Memphis
South Florida at Cincinnati
Houston at Southern Miss
UNC Charlotte at Louisville
Saint Louis at Tulane*

Tue., May 5

*UAB at Middle Tennessee St.
Marshall at Cincinnati
South Alabama at
Southern Miss*

Wed., May 6

*UAB at Middle Tennessee St.
Cincinnati at Kentucky
Arkansas State at Memphis
Jacksonville at South Florida*

Thu., May 7

Cincinnati at UNC Charlotte

Fri., May 8

*South Florida at UAB
Cincinnati at UNC Charlotte
Memphis at Houston
Louisville at Saint Louis
Southern Miss at Tulane*

Sat., May 9

*South Florida at UAB
Cincinnati at UNC Charlotte
Memphis at Houston
Louisville at Saint Louis
Southern Miss at Tulane*

Sun., May 10

*South Florida at UAB
Memphis at Houston
Louisville at Saint Louis
Southern Miss at Tulane*

Tue., May 12-Sun., May 17

*Conference USA
Championship,
New Orleans, La.*



Wilson products that carry the Authentic Game Equipment symbol are guaranteed to be identical to the equipment used at the highest levels of competitive play by the world's most demanding amateur and professional athletes.





CONFERENCE
USA