



C★USA **FOOTBALL** **2007**

EAST CAROLINA HOUSTON MARSHALL
MEMPHIS RICE SMU SOUTHERN MISS
TULANE TULSA UAB UCF UTEP

THURSDAY, AUGUST 30

Tulsa at Louisiana-Monroe

SATURDAY, SEPTEMBER 1

East Carolina at Virginia Tech

Houston at Oregon

Marshall at Miami (Fla.)

Mississippi at Memphis

Nicholls State at Rice

UAB at Michigan State

UCF at North Carolina State

New Mexico at UTEP

MONDAY, SEPTEMBER 3

Texas Tech at SMU

SATURDAY, SEPTEMBER 8

North Carolina at East Carolina

West Virginia at Marshall

Memphis at Arkansas State

Rice at Baylor

North Texas at SMU

Mississippi State at Tulane

UAB at Florida State

Southern Miss at Tennessee

UTEP at Texas Tech

SATURDAY, SEPTEMBER 15***Southern Miss at East Carolina******Houston at Tulane***

New Hampshire at Marshall

Jacksonville State at Memphis

Texas Tech at Rice

SMU at Arkansas State

BYU at Tulsa

Alcorn State at UAB

Texas at UCF

UTEP at New Mexico State

FRIDAY, SEPTEMBER 21

Oklahoma at Tulsa

SATURDAY, SEPTEMBER 22

East Carolina at West Virginia

Colorado State at Houston

Marshall at Cincinnati

Memphis at UCF

Rice at Texas

SMU at TCU

Southeastern Louisiana at Tulane

Texas Southern at UTEP

THURSDAY, SEPTEMBER 27

Southern Miss at Boise State

SATURDAY, SEPTEMBER 29***East Carolina at Houston******UTEP at SMU***

LSU at Tulane

UAB at Tulsa

Louisiana-Lafayette at UCF

TUESDAY, OCTOBER 2***Marshall at Memphis*****WEDNESDAY, OCTOBER 3*****Rice at Southern Miss*****SATURDAY, OCTOBER 6*****UCF at East Carolina***

Houston at Alabama

Tulane at Army

Tulsa at UTEP

UAB at Mississippi State

SATURDAY, OCTOBER 13***East Carolina at UTEP******Rice at Houston******Marshall at Tulsa***

Middle Tennessee at Memphis

SMU at Southern Miss***Tulane at UAB***

UCF at South Florida

SATURDAY, OCTOBER 20

North Carolina State at East Carolina

Houston at UAB***Memphis at Rice******Tulane at SMU******Tulsa at UCF*****SUNDAY, OCTOBER 21*****Southern Miss at Marshall*****SATURDAY, OCTOBER 27*****UAB at East Carolina******Houston at UTEP******Rice at Marshall******Memphis at Tulane******SMU at Tulsa*****SUNDAY, OCTOBER 28*****UCF at Southern Miss*****SATURDAY, NOVEMBER 3*****East Carolina at Memphis******Marshall at UCF******UTEP at Rice******Southern Miss at UAB******Tulsa at Tulane*****SUNDAY, NOVEMBER 4*****SMU at Houston*****SATURDAY, NOVEMBER 10*****East Carolina at Marshall******Houston at Tulsa******Memphis at Southern Miss******Rice at SMU******UTEP at Tulane******UCF at UAB*****SATURDAY, NOVEMBER 17**

Tulsa at Army

Marshall at Houston***UAB at Memphis******Tulane at Rice******UCF at SMU******Southern Miss at UTEP*****SATURDAY, NOVEMBER 24*****Tulane at East Carolina***

Texas Southern at Houston

UAB at Marshall***SMU at Memphis******Tulsa at Rice***

Arkansas State at Southern Miss

UTEP at UCF**SATURDAY, DECEMBER 1*****C-USA Championship Game****Conference games in bold italics.*

All games and dates subject to change.

2	Media Services	81-86	UCF	151	Television/Radio
3	Preseason Awards	87-92	UTEP	152-153	All-Time Television Appearances
4-6	Notebook	93	Standings/Postseason Results	154-157	Players in the Pros
7	2007 Football Championship	94-95	Honors/Awards	158	Bowl Synopsis/Directory
8-18	Conference USA	96-99	Statistics –All Games	159	AutoZone Liberty Bowl
19	Instant Replay	100-103	Statistics –C-USA Games	160	GMAC Bowl
20	Officials/Rules Changes	104	Bowl Results/NCAA Leaders	161	Papajohns.com Bowl
21-26	East Carolina	105-115	C-USA Records	162	R + L Carriers New Orleans Bowl
27-32	Houston	116	Championship Game History	163	Sheraton Hawai'i Bowl
33-38	Marshall	117-118	Championship Game Records	164	Texas Bowl
39-44	Memphis	119-121	Career Records	165-66	Postseason History
45-50	Rice	122-123	Miscellaneous Records	167	SID Directory
51-56	SMU	124-134	Annual Standings		
57-62	Southern Miss	135	Bowl Results		
63-68	Tulane	136-138	Annual Leaders		
69-74	Tulsa	139-147	All-Time Honors		
75-80	UAB	148-150	All Time Team vs. Team		

Conference USA

Conference USA kicks off the 2007 season July 30-31 at its annual Media Blitz event in New Orleans. With another year underway, Conference USA continues its commitment to excellence, emphasizing the league's dedication to excellence, integrity and leadership in athletics, academics and the community.

The 2007 C-USA football guide has been produced to assist you in covering the league. Additional information is always available on the league's official website, ConferenceUSA.com. Should you have questions or need information, please contact the C-USA media and public relations staff at 214/774-1300. We are always happy to assist you!

CREDITS

The 2007 football guide is a publication of Conference USA. For additional information and copies, please contact the C-USA Media Relations Department.

Managing Editor: Erika Amstadt Hirschfield

Co-Editor: Russell Anderson

Editorial Assistance:

Tod Meisner, Courtney Morrison-Archer, Debbie Davis

Cover Design and Production: Steve Klink

Photography: Courtesy of C-USA Sports Information departments and NFL teams' public relations departments

Typesetting: Vision Integrated Graphics, Tinley Park, Illinois (Steve Smits & Joyce Schuster)

Printing: Ebsco Media, Birmingham, Ala. (J.D. Rutledge)

Conference USA extends special thanks to the sports information staffs for their assistance in preparation of this publication.

© 2007 Conference USA



5201 N. O'Connor Blvd. • Suite 300 • Irving, TX 75039
Phone: (214) 774-1300 • Media Relations Fax: (214) 496-0055

ConferenceUSA.com

Commissioner: Britton Banowsky

Executive Associate Commissioner: Judy MacLeod (jmacleod@c-usa.org)

Associate Commissioner: Alfred White (awhite@c-usa.org)

Associate Commissioner: Kelly Carney (kcarney@c-usa.org)

Assistant Commissioner for Football/Baseball Operations:

Russell Anderson (rdanderson@c-usa.org)

Assistant Commissioner for Sports Services:

Chris Woolard (cwoolard@c-usa.org)

Assistant Commissioner for Business Affairs:

Catrina Gibson (cgibson@c-usa.org)

Assistant Commissioner for Public Affairs:

Courtney Morrison-Archer (cmarcher@c-usa.org)

Assistant Commissioner for Compliance/Academics:

Rob Phillipi (rphillipi@c-usa.org)

Director of Compliance: Charolette Hunt (clhunt@c-usa.org)

Director of Events: Monay Wallin (mwallin@c-usa.org)

Director of Sports Services: Keisha Dunlap (kdunlap@c-usa.org)

Director of Sports Services: Donyale Canada (dcanada@c-usa.org)

Associate Director of Media Relations: Debbie Davis (ddavis@c-usa.org)

Associate Director of Marketing/Events: Emily Agler (eagler@c-usa.org)

Assistant Director of Media Relations: Tod Meisner (tmeisner@c-usa.org)

Coordinator of Student-Athletic Services/

Executive Assistant to the Commissioner: Callie Hubbell (chubbell@c-usa.org)

Administrative Assistant: Annette Trabanco (atrabanco@c-usa.org)

Coordinator of Football Officials: Gerald Austin

Coordinator of Creative Services: Erika Amstadt Hirschfield

C-USA FOOTBALL SIDS

Tom McClellan, East Carolina
252/737-4522
mcclellant@ecu.edu

Chris Burkhalter, Houston
713/743-9404
cburkha@mail.uh.edu

Randy Burnside, Marshall
304/696-4660
burnsid2@marshall.edu

Jennifer Rodrigues, Memphis
901/678-2397
jmpowers@memphis.edu

Chuck Pool, Rice
713/348-4034
cpool@rice.edu

Brad Sutton, SMU
214/768-2883
bsutton@smu.edu

Mike Montoro, Southern Miss
601/266-4503
michael.montoro@usm.edu

Roger Dunaway, Tulane
504/865-5506
roger@tulane.edu

Don Tomkalski, Tulsa
918/631-2395
donald-tomkalski@utulsa.edu

Norm Reilly, UAB
205/934-0722
nreilly@uab.edu

Ryan Powell, UCF
407/823-5266
rpowell@athletics.ucf.edu

Jeff Darby, UTEP
915/747-6652
jdarby@utep.edu

C-USA MEDIA RELATIONS

214/774-1300

***Russell Anderson**
Assistant Commissioner for
Football/Baseball Operations
rdanderson@c-usa.org

Courtney Morrison-Archer
Assistant Commissioner
for Public Affairs
cmarcher@c-usa.org

Debbie Davis
Associate Director of
Media Relations
ddavis@c-usa.org

***Tod Meisner**
Assistant Director of
Media Relations
tmeisner@c-usa.org

***Football Contacts**

TELECONFERENCE

Conference USA coaches will be featured on a teleconference from 1-2:30 p.m. Central during the 2007 season. The call will be held on Mondays, with the first call scheduled for August 27. Media representatives wishing to participate on the teleconference should contact the conference office to obtain the access phone number. A tentative schedule is listed below. Please note that a call will NOT be held on the following Mondays: October 1, 15, 29 and November 12.

SCHEDULE

2:00 p.m. EDT/1:00 p.m. CDT	Players of the Week/ Notes
2:05 p.m. EDT/1:05 p.m. CDT	Skip Holtz, East Carolina
2:12 p.m. EDT/1:12 p.m. CDT	Mark Snyder, Marshall
2:19 p.m. EDT/1:19 p.m. CDT	George O'Leary, UCF
2:26 p.m. EDT/1:26 p.m. CDT	Jeff Bower, Southern Miss
2:33 p.m. EDT/1:33 p.m. CDT	Art Briles, Houston
2:40 p.m. EDT/1:40 p.m. CDT	David Bailiff, Rice
2:47 p.m. EDT/1:47 p.m. CDT	Phil Bennett, SMU
2:54 p.m. EDT/1:54 p.m. CDT	Bob Toledo, Tulane
3:01 p.m. EDT/2:01 p.m. CDT	Neil Callaway, UAB
3:08 p.m. EDT/2:08 p.m. CDT	Mike Price, UTEP
3:15 p.m. EDT/2:15 p.m. CDT	Todd Graham, Tulsa
3:22 p.m. EDT/2:22 p.m. CDT	Tommy West, Memphis

PRESS RELEASES

Conference USA football weekly press releases contain statistical information, updates, as well as notes, standings, schedules and results. The entire release will be available to the media prior on Monday afternoons.

PLAYERS OF THE WEEK

Conference USA will name Offensive, Defensive and Special Teams Players of the Week each Monday during the regular season on the media teleconference. The Players of the Week are selected by a media panel with one media representative in each of the member institution's cities.

POSTSEASON AWARDS

Conference USA names a coaches All-Conference team and a media All-Conference team at the end of the season. Both lists contain a first and second team all-league squad, an All-Freshman team, Offensive, Defensive and Special Teams Players of the Year, Freshman of the Year and Coach of the Year. The media poll contains two representatives from each league city. There is also an All-Academic squad.

SATELLITE FEED

Highlight clips from C-USA football teams will be available via satellite each Wednesday during the regular season. Contact the media relations department for details.

E-MAIL/WEBSITE

All of the information provided by the media relations department is available on the official conference website - www.conferenceusa.com.

For direct e-mail distribution, please contact the media relations department.

collegepressbox.com

EVERYTHING BUT THE PRE-GAME MEAL


CollegePressBox.com is the official media website for Conference USA football. Access and download weekly game notes, statistics, media guides and more for the conference and each of its 12 member schools throughout the season. Login information will be distributed by the conference office to accredited media or you can apply for a password by sending an e-mail to password@collegepressbox.com.

What's in a Name?

Several Conference USA institutions are often misrepresented when it comes to the correct spelling and abbreviation of their names. The following is a list of names that seem to cause the most confusion. Please be sure to use the correct spelling when referring to Conference USA and the schools.

Correct Usage	NEVER USE!!
Conference USA	Conf. USA
C-USA	CUSA
SMU	Southern Methodist
Southern Miss	So. Mississippi
	So. Miss (abbreviation)
	USM (stat abbreviation)
TU (Tulsa)	UT

Correct Usage	NEVER USE!!
Hurricane	Hurricanes
UAB	Alabama-Birmingham
	Ala.-Birmingham
UCF	Central Florida
	Central Fla.
UTEP	Texas-El Paso



Jarrett Dillard, Rice

CONFERENCE USA ANNOUNCES PRESEASON AWARDS

The 2006 Conference USA Football Championship game featured Houston and Southern Miss battling for the league title and the two squads are favored once again for a title shot in 2007, according to the league's 12 head coaches. The Golden Eagles were picked to win the East Division crown, garnering 69 of a possible 72 points. The Cougars were picked to win the West, earning 63 points, edging 2005 champion Tulsa by one point.

Southern Miss was picked to finish second in the East Division in last year's poll, but behind freshman running back **Damion Fletcher**, the Golden Eagles finished the year 6-2 in the league and advanced to the second annual C-USA Football Championship game. USM fell 34-20 to Houston, but rolled to a 28-7 win over Ohio in the GMAC Bowl. The bowl win was the team's third straight and Southern Miss closed out its 13th straight winning season with a 9-5 record, the schools fourth nine-win season since 1997.

Houston won the 2006 C-USA Championship game and faced South Carolina in the AutoZone Liberty Bowl. Despite losing a 44-36 shootout, the Cougars finished the season 10-4, the most wins since 1990 when the team went 10-1. The league title was the first for UH since winning inaugural C-USA Championship in 1996. Senior running back **Anthony Alridge** returns for the Cougars after shattering the conference's yards per carry average of 7.78 in 2006. The Texas native rushed 95 times for 959 yards, good for a 10.1 average.

Tulsa was voted a close second in the West after finishing third in 2006 with an appearance in the Bell Helicopter Armed Forces Bowl. TU finished the season 8-5 and won eight games or more in back-to-back seasons for the first time since 1982-83 and made back-to-back bowl appearances for the first time since 1964-65. Senior quarterback **Paul Smith** returns to lead the Golden Hurricane offense. Smith enters his final campaign in second place on the school's career total offense list and also ranks second on the all-time passing yardage list and is third in touchdown passes.

SMU, coming off its first non-losing season since 1997, was chosen to finish third in the West. The Mustangs are led by sophomore quarterback **Justin Willis**. Willis re-wrote the SMU passing annals last season and earned C-USA Freshman of the Year honors. He broke the 38-year old school record for touchdown passes with 26 in 2006 and his quarterback rating for the season was 158.4, good for 10th-best in the nation.

East Carolina was picked to come in second in the East. The Pirates made their first bowl appearance since 2001 a year ago when they played in the inaugural Papajohns.com Bowl in Birmingham, Ala. ECU returns 73 percent of its letterman and nearly 60 percent of its starters in 2007. Senior running back/wide receiver **Chris Johnson** was a first team all-C-USA selection as a return specialist last season and was chosen to the preseason list as a kick returner in 2007.

UCF was tabbed to take third in the East. The Knights finished in fourth in 2006 after advancing to the inaugural C-USA Football Championship game and the school's first-ever bowl appearance in 2005. Junior running back **Kevin Smith** has rushed for 2,112 yards in his first two seasons at UCF and ranks eighth among all Division I juniors in total rushing yards and sixth in average yards per game at 96.0. The Knights will open their brand-new on-campus stadium, Bright House Networks Stadium, on Sept. 15 in a nationally-televised game against Texas.

Junior wide receiver **Jarrett Dillard** of Rice was chosen as the league's preseason Offensive Player of the Year after establishing Rice single-season receiving records last season. Dillard caught 91 passes for 1,274 yards and 21 touchdowns in 2006. The 21 TD catches also set a C-USA record and he enters the 2007 season with an overall streak of 15 consecutive games with a TD catch, just three off the record of 18.

Reigning C-USA Defensive Player of the Year **Albert McClellan** of Marshall was picked as the preseason favorite to repeat as the conference's top defensive player. He led C-USA in sacks (11) and tackles for loss (19), while registering 77 total tackles in 2006.

UCF cornerback **Joe Burnett** was tabbed as preseason Special Teams Player of the Year. Burnett had 11 punt returns for 132 yards, good for a 12.0 per return average and was named first team punt returner by the C-USA coaches in 2006.

The 2007 C-USA Football season kicks off on Thursday, August 30 when Tulsa travels to Louisiana-Monroe in a game that will be televised by ESPN 2 at 6 p.m. CT. Nine more games will take place on Saturday, September 1, with five of the contests set to air on national television. SMU will take on Texas Tech on Monday, September 3 on ESPN to round out the full slate of opening weekend games.

2007 C-USA PRESEASON AWARDS

Offensive Player of the Year

Jarrett Dillard, WR, Rice (91 catches, 1,247 yds., 13.7 avg., 21 TD)

Defensive Player of the Year

Albert McClellan, DE, Marshall (77 tackles, 19.0 TFLs, 11.5 sacks)

Special Teams Player of the Year

Joe Burnett, PR, UCF (11 returns, 132 yds., 12.0 avg.)

First Team Offense

QB Paul Smith, Sr., Tulsa
 RB Damion Fletcher, So., Southern Miss
 RB Kevin Smith, Jr., UCF
 OL Doug Legursky, Sr., Marshall
 OL Jeff Akeroyd, Sr., Houston
 OL Chris Clark, Sr., Southern Miss
 OL Brandon Pearce, Jr., Memphis
 OL Robby Heos, Sr., Rice
 WR Jarrett Dillard, Jr., Rice
 WR Emmanuel Sanders, So., SMU
 WR Donnie Avery, Sr., Houston
 TE Shawn Nelson, Jr., Southern Miss

First Team Defense

DL Albert McClellan, Jr., Marshall
 DL Martavius Prince, Sr., Southern Miss
 DL Marcus Hands, Jr., East Carolina
 DL Philip Hunt, Jr., Houston
 LB Joe Henderson, Jr., UAB
 LB Brian Raines, Jr., Rice
 LB Nelson Coleman, Sr., Tulsa
 DB Quintin Demps, Sr., UTEP
 DB Brandon Sumrall, Sr., Southern Miss
 DB Will Dunbar, Sr., UAB
 DB Kenneth Fontenette, Jr., Houston

First Team Special Teams

K Ben Bell, Jr., Houston
 P Thomas Morstead, Jr., SMU
 KR Chris Johnson, Sr., East Carolina
 PR Joe Burnett, Jr., UCF

GRAHAM RETURNS TO TULSA

Former Tulsa Defensive Coordinator and Rice University Head Coach **Todd Graham** was introduced as the University of Tulsa's new head football coach on Jan. 12. He becomes the 27th head football coach in school history.

Graham, 42, spent the past season as the head football coach at Rice where he led the Owls to an overall 7-6 record and the school's first bowl berth in 45 years. After beginning the season 0-4, Graham led a turnaround that saw the Owls win seven of their next nine games, including six straight, thus earning him C-USA Coach of the Year honors.

TOLEDO TAKES OVER TULANE

Bob Toledo is the new head football coach at Tulane. Toledo, 60, brings more than 30 years of collegiate coaching experience to the Green Wave football team, including head coaching stints at Cal Riverside (1974-75), University of the Pacific (1979-82) and UCLA (1996-2002).

Toledo comes to Tulane from New Mexico, where he spent the 2006 season as the assistant head coach, offensive coordinator and quarterback coach for the Lobos. Toledo also spent seven years as head coach at UCLA where he compiled a 49-32 overall record. The Bruins produced a school-record 20-game winning streak, plus two Pac-10 titles and two Rose Bowl appearances.

CALLAWAY TO LEAD UAB

Neil Callaway became the new head football coach at UAB on Dec. 17. Callaway had been offensive coordinator at the University of Georgia for the past six seasons.

During his six years at UGA, Callaway was part of a staff that won two SEC championships, three SEC Eastern Division titles, three bowl games, and had four top 10 finishes in the final national polls.

Callaway, a native of Macon, Ga., and graduate of the University of Alabama, served as offensive line coach at Alabama in 1997 and line coach and offensive coordinator from 1998 to 2000. Prior to joining the Crimson Tide, he served as assistant head coach and offensive coordinator at Houston (1993-96). He was the long-time offensive line coach under head coach Pat Dye at Auburn (1981-92). Callaway also served on Dye's staff at Wyoming (1980) and at East Carolina (1978-79).

BAILIFF NAMED COACH AT RICE

David Bailiff was introduced as the 18th head football coach in the history of Rice University on Jan. 19.

Bailiff, 48, has spent the last three seasons as the head coach at Texas State University in San Marcos, Texas, where he posted a 21-15 record while leading the Bobcats to their first Southland Conference championship and the semifinals of the NCAA Division I-AA playoffs in 2005. He has also served as Defensive Coordinator at TCU.

SCHEDULE BREAKDOWN

Conference USA teams never shy away from playing challenging non-conference competition and this season is no exception. Among the teams on C-USA's non-conference slate in 2007 are: Alabama, Boise State, Florida State, LSU, Miami (Fla.), Oklahoma, Oregon, Tennessee, Texas, Texas Tech, TCU, Virginia Tech and West Virginia.

Conference USA will face at least one opponent from all 10 of the other I-A conferences, with the exception of the Mid-American Conference.

Here's a look at C-USA's non-league opponents by conference:

ACC:	Florida State, Miami (Fla.), North Carolina, N.C. State, Virginia Tech
Big East:	Cincinnati, West Virginia (2), USF
Big Ten:	Michigan State
Big 12:	Baylor, Oklahoma, Texas (2), Texas Tech (3)
Mtn. West:	BYU, Colorado State, New Mexico, TCU
Pac-10:	Oregon
SEC:	Alabama, LSU, Mississippi, Mississippi State (2), Tennessee
Sun Belt:	Arkansas State (3), La.-Lafayette, La.-Monroe, Middle Tennessee, North Texas
WAC:	Boise State, New Mexico State
Indep.	Army (2)

MARKED IMPROVEMENT

Rice was the second-most improved team in the nation in 2006. Only ACC Champion Wake Forest (+5.5) had a larger improvement than the Owls (+5). Here's a look at the top turnarounds last season:

Team	2005	2006	Incr.
Wake Forest	4-7	11-3	+5.5
Rice	1-10	7-6	+5.0
Arkansas	4-7	10-3	+5.0
San Jose St.	3-8	9-4	+5.0

LUCKY 13

Southern Miss secured its 13th-consecutive winning season in 2006. The Golden Eagles are one of four schools that have been Division I-A programs over that time and have achieved the feat. Southern Miss is joined by Florida, Michigan and Virginia Tech in posting at least 13-straight winning campaigns.

SCORING SEASON

Rice junior WR **Jarett Dillard** established a new C-USA single-season record for touchdown receptions with 21 in 2006. Dillard recorded a touchdown in all 13 games last season and racked up three TDs in four outings. Here's a look at the top single-season receiving touchdown performances:

SINGLE-SEASON TD RECEPTIONS

21	Jarett Dillard, Rice	2006
14	Roddy White, UAB	2004
14	Brandon Middleton, HOU	2001
14	Adrian Burnette, TLN	2001
13	Johnnie Lee Higgins, UTEP	2006
13	Sherrod Gideon, USM	1998

MORE ON DILLARD

Rice's **Jarett Dillard** led the nation in touchdowns with 21. The 21 receiving TDs shattered the single-season records at Rice and Conference USA.

The San Antonio native caught at least one touchdown pass in 15-straight games, the longest active streak of consecutive games with a TD catch and it ranks second all-time in the NCAA. Former Pittsburgh star Larry Fitzgerald holds the record with 18-straight games.

A FRESH FACE AT SOUTHERN MISS

Southern Miss running back **Damion Fletcher** produced one of the top freshman seasons by a running back in USM and C-USA history. After an 89-yard effort at No. 9 Florida in his first collegiate game, he posted four consecutive 100-yard games. He finished the regular season with seven 100-yard outings in 11 games. He is just the second freshman in Southern Miss history to run for 1,000 yards, joining Derrick Nix (1998).

TOP FRESHMAN RUSHERS

RK	Player	Att	Yds	TD
1.	P.J. Hill, Wisconsin	311	1,569	15
2.	Damion Fletcher, USM	276	1,388	11
3.	Reggie Arnold, Ark. St.	209	1,076	4
4.	C.J. Spiller, Clemson	129	938	10
5.	Donald Brown, UConn	161	896	7

DID YOU KNOW?

- That 11 of Conference USA's 12 teams have played in a bowl game in the last five years?
- That Houston and Southern Miss have played in more bowl games than any other C-USA schools. Both teams made their 17th bowl appearance last year.

WILLIS SETS SMU QB RECORD

SMU redshirt freshman QB **Justin Willis** re-wrote the Mustangs record books as he earned C-USA Freshman of the Year honors.

Willis broke the 38-year-old school record for touchdown passes, set by Chuck Hixson with 21 in 1968, by tossing 26 scoring strikes during his first year with the Mustangs.

For the year, Willis was 182-of-270 for 2,047 yards and only six interceptions. His quarterback rating for the season was 158.4, which was 10th-best in the nation.

PICK PARTY

UTEP junior DB **Quintin Demps** recorded two interceptions in a game twice last season (at San Diego State on Aug. 31 and vs. SMU on Oct. 7). With seven interceptions on the year, he tied for sixth in the nation in INTs.

RETURNING ALL-CONFERENCE SELECTIONS

FIRST TEAM

OFFENSE

RB - Damion Fletcher, So., Southern Miss
OL - Doug Legursky, Sr., Marshall
TE - Shawn Nelson, Jr., Southern Miss
WR - Jarett Dillard, Jr., Rice

DEFENSE

DL - Albert McClellan, Jr., Marshall
DB - Quintin Demps, Sr., UTEP

SPECIAL TEAMS

PR - Joe Burnett, Jr., UCF

SECOND TEAM

OFFENSE

QB - Paul Smith, Sr., Tulsa
RB - Anthony Alridge, Sr., Houston
RB - Kevin Smith, Jr., UCF
OL - Jeff Akeroyd, Sr., Houston

DEFENSE

DL - Martavius Prince, Sr., Southern Miss
LB - Nelson Coleman, Sr., Tulsa
LB - Brian Raines, Jr., Rice

SPECIAL TEAMS

KR - Chris Johnson, Sr., East Carolina

THIRD TEAM

OFFENSE

RB - Matt Forte, Sr., Tulane
OL - Chris Clark, Sr., Southern Miss
OL - Brandon Pearce, Jr., Memphis
OL - Robby Heos, Sr., Rice
TE - Davon Drew, Jr., East Carolina

DEFENSE

DL - Marcus Hands, Sr., East Carolina
DL - Robert Henderson, Sr., Southern Miss
DL - Phillip Hunt, Jr., Houston
LB - Chris Chamberlain, Jr., Tulsa
LB - Quentin Cotton, Jr., East Carolina
LB - Joe Henderson, Jr., UAB
DB - Will Dunbar, Sr., UAB
DB - Brandon Sumrall, Sr., Southern Miss

SPECIAL TEAMS

PR - Emmanuel Spann, So., Marshall

2007 RETURNING STATISTICAL LEADERS

The leader or runner-up in 11 of the 13 major statistical categories listed below is set to return this fall. Here's a look at the top returnees:

Rushing

RB Damion Fletcher, Southern Miss

2006: 276 for 1,388 yards; 5.0 avg; 11 TD; 2nd- C-USA

Passing Yardage

QB Paul Smith, Tulsa

2006: 350-233; 2,727 yards; 15 TD; 4th- C-USA

Passing Efficiency

QB Justin Willis, SMU

2006: 158.4; 270-182-6; 2,047 yards; 26 TD; 2nd- C-USA

Receptions

WR Jarett Dillard, Rice

2006: 91-for-1,247 yards; 13.7 avg.; 21 TD; 1st- C-USA

Receiving Yards

WR Jarett Dillard, Rice

2006: 91-for-1,247 yards; 13.7 avg.; 21 TD; 2nd- C-USA

All-Purpose Yards

RB Anthony Alridge, Houston

2006: 1,836 total yards; 959 rushing, 274 receiving, 0 punt return yards, 603 kick return yards; 2nd- C-USA

Total Offense

QB Paul Smith, Tulsa

2006: 3,015 total yards; 288 rushing, 2,727 passing (451 plays) 3rd- C-USA

Scoring

WR Jarett Dillard, Rice

2006: 126 points; 21 TD; 0 XPT, 0 FG; 1st (tied)- C-USA

Field Goals

K Michael Torres, UCF

2006: 1.55 FG per game; 17-24 (70.8 %); 1st- C-USA

Punting

P Thomas Morstead, SMU

2006: 50 for 2,191 yards; 43.8 avg.; 1st- C-USA

Tackles

LB Brian Raines, Rice

2006: 118 (85-33); 12.5 TFL; 2nd- C-USA

Sacks

LB Albert McClellan, Marshall

2006: 11.5 (10 solo, 3 assist): 1st- C-USA

Interceptions

CB Quintin Demps, UTEP

2006: 7; 0.58 IPG; 0 TD; 1st- C-USA

RETURNING STARTERS

Here's a look at the returning starters on offense, defense and special teams (including punt and kick returners) for each Conference USA school:

School	Off.	Def.	ST
East Carolina	5	8	2
Houston	8	8	1
Marshall	7	7	3
Memphis	7	6	2
Rice	8	6	2
SMU	9	7	4
Southern Miss	6	9	2
Tulane	5	8	3
Tulsa	5	6	1
UAB	4	4	1
UCF	8	9	2
UTEP	8	4	0

RETURNING LETTERWINNERS

Here's a look at the number of lettermen returning and lost for each C-USA school:

School	Ret.	Lost
East Carolina	54	20
Houston	52	18
Marshall	38	24
Memphis	47	24
Rice	48	17
SMU	39	10
Southern Miss	40	23
Tulane	48	18
Tulsa	35	21
UAB	39	30
UCF	41	20
UTEP	39	25

CLOSE CALLS

Conference USA had the second-closest margin of victory in league games among I-A conferences in 2006. C-USA played 48 league games that were decided by a total of 570 points, an average of 11.8 points per game, second only to the SEC's average margin of 11.14. There were 20 games decided by a touchdown or less, including six games that were decided by a single point.

2007 C-USA FOOTBALL CHAMPIONSHIP

Conference USA will host its third football championship game in 2007. The event is slated for Saturday, December 1, and will be televised by ESPN or ESPN 2. The team with the highest league winning percentage will serve as host site for the game.



The title game will feature champions from the East and West divisions of the league. UCF and Houston have hosted the first two championship games, respectively, and were both played in front of record-setting crowds.

Tulsa claimed the C-USA inaugural crown in 2005. With Houston capturing the 2006 Conference USA Championship, the Cougars became the sixth different team to earn the C-USA title since 2002. Tulsa won it in 2005, Louisville in 2004, Southern Miss in 2003 and Cincinnati and TCU shared the crown in 2002.

Year	Champion (Record)
2006	Houston (7-1)
2005	Tulsa (6-2)
2004	Louisville (8-0)
2003	Southern Miss (8-0)
2002	TCU (6-2)
	Cincinnati (6-2)
2001	Louisville (6-1)
2000	Louisville (6-1)
1999	Southern Miss (6-0)
1998	Tulane (6-0)
1997	Southern Miss (6-0)
1996	Houston (4-1)
	Southern Miss (4-1)



Houston hosted Southern Miss at Robertson Stadium in the 2006 title game.

WEST

HOUSTON TULANE
RICE TULSA
SMU UTEP

C-USA FOOTBALL CHAMPIONSHIP GAME

Saturday, December 1
Time: TBA
ESPN or ESPN 2

EAST

EAST CAROLINA SOUTHERN MISS
MARSHALL UAB
MEMPHIS UCF

C-USA TIEBREAKER

Home field for the C-USA Championship Game will be awarded to the team that posts the highest regular season winning percentage against conference opposition. The first tiebreaker is the winner of a head-to-head match-up. If the two teams did not play during the regular season, the team with the highest BCS ranking would receive the nod.

MEDIA CREDENTIALS

Members of the media that wish to cover the C-USA Championship game will be required to request credentials through the league's online credential application system available at conferenceusa.com/Media Center.

Details about the C-USA Championship Game will be available throughout the season on conferenceusa.com. For additional information, please contact C-USA Media Relations at 214/774-1300.

C-USA STADIUMS

East Carolina	Dowdy-Ficklen (43,000)
Houston	Robertson (32,000)
Marshall	Joan C. Edwards (38,019)
Memphis	Liberty Bowl Memorial (62,380)
Rice	Rice (47,000)
SMU	Gerald J. Ford (32,000)
Southern Miss	M.M. Roberts (33,000)
Tulane	Louisiana Superdome (69,703)
Tulsa	H.A. Chapman (35,542)
UAB	Legion Field (72,000)
UCF	Bright House Networks (45,000)
UTEP	Sun Bowl (51,500)

Excellence in Leadership

C-USA has an outstanding reputation for excellence in competition, academics, NCAA compliance, sportsmanship, student-athlete welfare and overall sports services.

Excellence in a Commitment to the Student-Athlete

Less travel distance between schools means less missed class time for the student-athletes.

Student-athletes in C-USA schools have a higher graduation rate than the general student population.

Excellence in Competition

The C-USA football championship game made its debut in 2005, pitting the top teams from the East and West Divisions against one another for the C-USA crown.

Closer proximity allows more fans to travel to away contests. Developing rivalries will be enriched through membership in the same conference and new rivalries will be established.

Excellence in Community Involvement

The conference's footprint is concentrated with 12 members in nine states. The 11 metropolitan areas have a combined population of nearly 17 million.

C-USA schools give back to their communities through volunteer service with local and national organizations.

More than 1.1 million living alumni represent C-USA schools across the nation.

TEAM C-USA: DEDICATED TO EXCELLENCE

Excellence every day. For Conference USA, dedication to excellence is a common thread in athletics, academics and in the community, and the guiding initiative for the league's promising future. Conference USA features 12 nationally prominent, tradition-rich members in East Carolina, Houston, Marshall, Memphis, Rice, SMU, Southern Miss, Tulane, Tulsa, UAB, UCF and UTEP. This combination enhances men's and women's programs that are steeped in athletic success and academic prowess. Together, we are dedicated to excellence, integrity and leadership in athletics, academics and in our communities.

All C-USA institutions sponsor Division I-A football, along with several other men's and women's athletic programs, many of which compete regularly for NCAA Championships. C-USA sponsors competition in 19 sports - nine for men (baseball, basketball, cross country, football, golf, soccer, tennis and indoor and outdoor track and field) and 10 for women (basketball, cross country, golf, softball, soccer, swimming and diving, tennis, indoor and outdoor track and field and volleyball).

The league sponsors numerous academic awards, including the Commissioner's Honor Roll and the Commissioner's Academic Medal, indicative of outstanding achievement in the classroom. C-USA annually awards six postgraduate scholarships, along with the Sport Academic Award, Scholar Athletes of the Year and the Institutional Academic Excellence Award.

SUCCESS ON THE PLAYING FIELD

Conference USA performers have achieved great success in competition, placing the league among the top conferences in the nation.

Football

- Rated among the top seven conferences in the nation
- 38 teams have earned bowl bids
- Member of the Bowl Championship Series
- Bowl tie-ins with the AutoZone Liberty Bowl, GMAC Bowl, Bell Helicopter Armed Forces Bowl, Papajohns.com Bowl, R+L Carriers New Orleans Bowl, Sheraton Hawai'i Bowl and Texas Bowl

Men's Basketball

- Consistently rated as one of the top basketball leagues in the country
- 73 postseason teams (41 NCAA and 32 NIT)
- Two Final Four teams
- Six Elite Eight NCAA Tournament teams
- One NIT Champion
- Four NIT semifinalists

Women's Basketball

- 40 NCAA Tournament appearances
- 28 WNIT appearances
- One team in the NCAA Sweet 16
- Two WNIT semifinalists

Baseball

- 39 NCAA appearances
- Four College World Series appearances in 2007, 2006, 2005 and 2001
- Nine Super Regional appearances
- Has produced at least four NCAA teams in each of the last six seasons

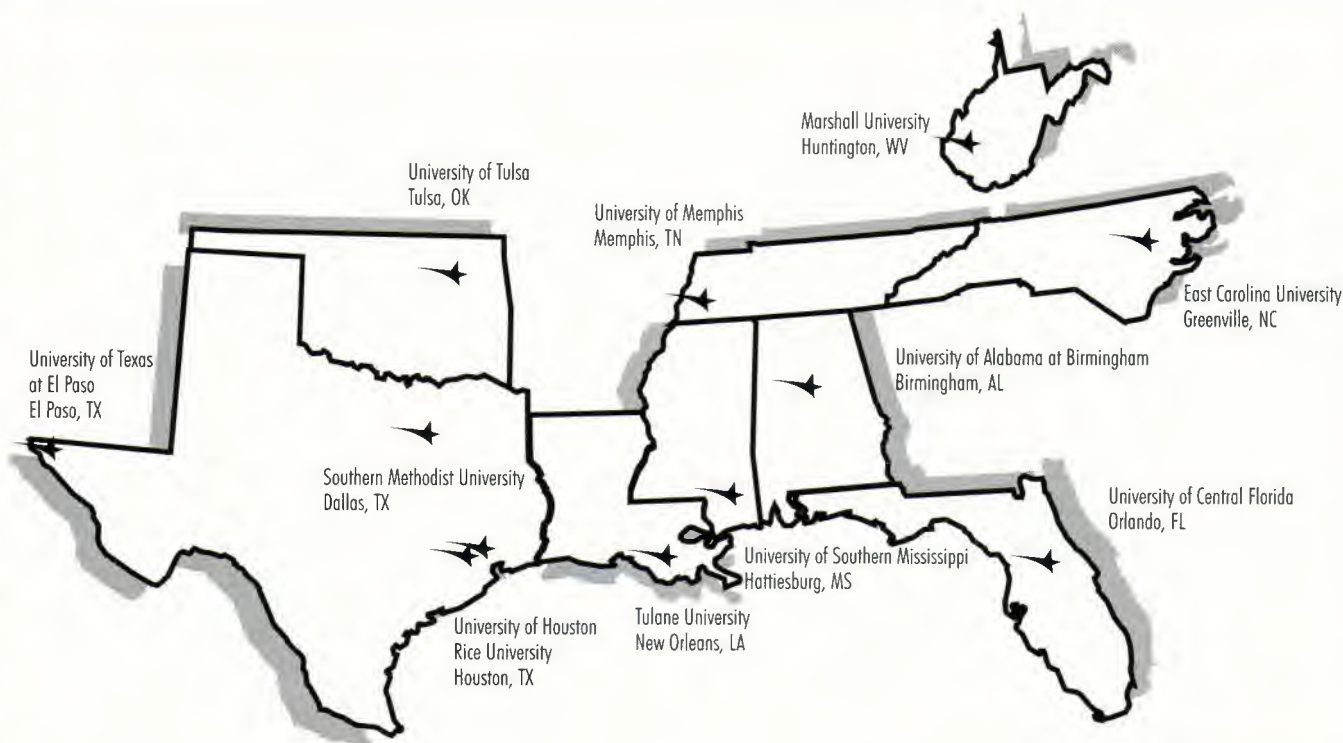
In addition, 28 volleyball teams, 39 men's and women's soccer teams and 17 softball teams have earned NCAA Tournament bids. C-USA has sent three men's soccer teams to the NCAA College Cup, five softball teams to the Women's College World Series and three volleyball teams to the Sweet 16. The league has also had three national champions in NCAA track and field competition, one national champion in diving and numerous NCAA individual and team competitors in cross country, golf, swimming, tennis and track and field. Overall, Conference USA teams and individuals have made 506 NCAA appearances.

SUCCESS OFF THE FIELD

C-USA institutions are among the nation's best in academic performance among student-athletes, bolstered by the fact that student-athletes at league schools have a higher graduation rate than the general student population. Among C-USA's 5,000 student-athletes, there are champions off the playing field as well. In 12 years, 105 student-athletes earned national ESPN The Magazine Academic All-America honors, while 338 were named All-District. In addition, more than 13,000 student-athletes have been named to the Commissioner's Honor Roll or received the Commissioner's Academic Medal, indicative of outstanding achievement in the classroom.

C-USA ON TV

C-USA enjoys significant television exposure through its partnerships with ESPN Inc. and College Sports Television Networks (CSTV). The league entered into long-term agreements with both ESPN and CSTV, which, combined, provides C-USA with significant national and regional exposure for football, men's and women's basketball, and all other conference sports. Additionally, the CSTV agreement includes video-on-demand, Internet, broadband, national over-the-air and satellite radio, and wireless distribution as well as corporate marketing rights, and website production through CSTV Online, a subsidiary of CSTV. The agreement with ESPN extends the conference's current regular season football package to include the broadcast of the conference's Football Championship Game. It also encompasses distribution of men's basketball and women's basketball on ESPN/ESPN2 and both tournament championship games.



C-USA IN THE COMMUNITY

The conference's footprint is concentrated with 12 members in nine states and a combined area population of nearly 17 million. More than 1.1 million living alumni represent C-USA schools across the nation. With a renewed commitment to community involvement, the conference has begun development of several initiatives to maintain strong ties in C-USA cities, as well as with fans and alumni across the country. C-USA schools also place a priority on giving back to their communities through volunteer service with local and national organizations.

GOVERNANCE

Along with the ACC, Big East, Big Ten, Big 12, Pac-10 and SEC, Conference USA is one of the seven conferences having significant representation in the NCAA governance structure. The Presidents of the member institutions serve as the league's Board of Directors. R. Gerald Turner of SMU will serve as chair of the Board for 2007-08.

A PROUD HISTORY; A PROMISING FUTURE

Conference USA was formed in 1995 and quickly emerged as one of the nation's top conferences. The conference unveiled its name, logo and commissioner on April 24, 1995 in Chicago. The league's charter members included Charlotte, Cincinnati, DePaul, Houston, Louisville, Marquette, Memphis, Saint Louis, Southern Miss, Tulane,

UAB and USF. Eleven of the institutions began athletic participation in 1995, while Houston joined competition in the fall of 1996.

The league's headquarters were established in Chicago and after nine years, relocated to the current office in Irving, Texas. Britton Banowsky was named Commissioner in October 2002, succeeding Mike Slive, the league's first commissioner.

C-USA added East Carolina (September, 1996) and the United States Military Academy (March, 1997) as football members. ECU began league competition in 1997; Army in 1998 and UAB began football play in 1999. The league added TCU and ECU (1999) for all sports and they began competition in 2001. USF started C-USA football in 2003.

After celebrating its 10th Anniversary during the 2004-05 season, C-USA began a new chapter in 2005-06 when its current membership came together to form the new look of the league.

Since its formation, C-USA has established a strong foundation, an identity and a history that reflects the league's national presence. Twelve years of remarkable history has reinforced the league's position in collegiate athletics, setting the course for the next decade and beyond.

METRO AREA POPULATION

City	Rank	Population
Dallas	9	5,221,801
Houston	10	4,669,571
Orlando	28	1,644,561
New Orleans	35	1,337,726
Memphis	44	1,135,614
Birmingham	55	921,106
Tulsa	59	803,235
El Paso	64	679,622
Huntington	128	315,538
Greenville	222	133,798
Hattiesburg	250	111,674

TOTALS 16,974,246

Courtesy: U.S. Census Data 2000

TV DEMOGRAPHICS

Market	TV Hshlds
Dallas-Fort Worth	2,255,970
Houston	1,848,770
Orlando	1,263,900
Birmingham	697,570
New Orleans	665,190
Memphis	662,180
Tulsa	505,000
Huntington	495,190
El Paso	283,870
Greenville	270,560
Hattiesburg	242,390

TOTALS 9,187,700

Courtesy: onsport

COMPETITIVE HIGHLIGHTS

- 115 Bowl appearances (41 since 1994)
- 111 NCAA Appearances in Men's Basketball (25 since 1994)
- Eight Men's Basketball Final Four Appearances and One National Championship
- 2002 NIT Champions (Memphis) and 2001 NIT Champions (Tulsa)
- 44 NCAA appearances in Women's Basketball (31 since 1994)
- 94 NCAA Appearances in Baseball (55 since 1995)
- 10 College World Series Appearances (2003 National Champions - Rice)
- 18 NCAA appearances in Volleyball in the last 12 years
- Two Softball College World Series Appearances
- One Men's Soccer College Cup Appearance
- 17 Men's Golf National Championships
- Two Women's Golf National Championships
- 22 National Championships in Track and Field and Cross Country

FOOTBALL HIGHLIGHTS

- Since 1994, seven schools have won at least one conference championship, with Marshall winning six MAC championships and Southern Miss winning four C-USA titles
- Since 1995, current C-USA schools have posted at least one non-conference victory over the following foes: Miami (Fla.), Oklahoma, LSU, Alabama, Kansas State, Tennessee, Georgia, Arkansas, Mississippi, South Carolina, Clemson, Oklahoma State, Syracuse, Pittsburgh and West Virginia
- Since 1997, three schools have finished ranked in the Top 25 of the final polls at least one time (Marshall, Southern Miss and Tulane)
- Current C-USA schools have finished ranked in the Top 20 of the final AP poll a total of 49 times since the poll began in 1936
- Since the 2000 season, current Conference USA schools have combined to make 190 national television appearances
- Conference USA membership has produced 80 players that appeared on the opening rosters of NFL teams this past season. Included were prominent players such as QB Brett Favre, QB Byron Leftwich, QB J.P. Losman, DB Asante Samuel, CB Patrick Surtain, WR Randy Moss, WR Isaac Bruce and DE Rod Coleman

MORE COMPETITIVE HIGHLIGHTS

Baseball - C-USA programs have made 10 CWS appearances (Rice was the 2003 National Champion).

Men's Basketball - Conference USA teams have earned a combined 179 postseason bids (105 NCAA Tournament berths and 74 invites to the NIT).

Women's Basketball - C-USA women's basketball has made 44 NCAA appearances (32 since 1994) and 26 WNIT outings.

Volleyball - C-USA schools have made 18 NCAA appearances in the last 12 years.

Men's Soccer - C-USA regular season and tournament champion SMU made its 13th straight NCAA appearance in 2006, along with UAB.

Women's Soccer - All 12 schools field a women's soccer program, with three C-USA teams qualifying for the 2006 NCAA Tournament.

Softball - C-USA has sent three teams to the Women's College World Series since sponsoring the sport in 2000.

Women's Cross Country - UAB won the 2006 Cross Country Championship and the league had two individuals place in the Top 35 at the NCAA championships.

Men's Cross Country - UTEP, ranked among the Top 10 nationally, won the 2006 C-USA title and placed fourth at the NCAA Mountain Regional for the second-straight season.

Men's Track & Field - UTEP, has one of the most storied track programs in the NCAA, with seven NCAA Indoor Championships and six NCAA Outdoor Championships.

Women's Track & Field - Olympic Gold Medalist Leroy Burrell, an 11-time C-USA Coach of the Year and one of the premier names in U.S.A. Track and Field, led Houston to C-USA Indoor and Outdoor titles in 2006.

Men's Golf - A record four C-USA golf teams qualified for the NCAA Regionals, with a record eight different golfers earning All-America and/or All-Regional honors last season.

Women's Golf - The five members of the inaugural C-USA Women's Golf All-Academic Team averaged a 3.8 GPA and combined for seven All-Conference honors.

Men's Tennis - Five of the nine C-USA schools have advanced to the NCAA Championship, while those five combine for an impressive 41 appearances.

Women's Tennis - C-USA women's tennis programs boast 21 All-Americans.

Swimming & Diving - C-USA has produced 17 NCAA All-Americans the past two seasons.

Conference USA is dedicated to excellence in athletics, academics and community service. C-USA places an emphasis on academic achievement for its student-athletes, encouraging an environment for academic success. In addition to student-athletes representing the league on ESPN The Magazine Academic All-America teams, C-USA has several academic award programs that are featured below. A total of 1,773 student-athletes earned recognition to the Commissioner's Honor Roll during the 2006-07 academic year, with 321 earning the Academic Medal. Thirteen student-athletes earned national academic all-america honors, while 56 were recognized at the district level.

ACADEMIC AWARDS

Institutional Academic Excellence Award

Awarded to the institution with the highest overall student-athlete GPA in Conference sponsored sports.

Sport Academic Award

Awarded to the team in each Conference sponsored sport with the highest GPA for the current academic year.

Commissioner's Honor Roll

Awarded to student-athletes in Conference sponsored sports that have achieved a 3.0 cumulative GPA or above.

Commissioner's Academic Medal

Awarded to student-athletes in Conference sponsored sports that have achieved a 3.75 cumulative GPA or above.

Scholar Athlete of the Year Award

Awarded to the top student-athlete in each Conference sponsored sport as determined by the Faculty Athletics Representatives. The award is based on academic achievement (GPA - 3.0 or better), athletic achievement and service.

Post-Graduate Scholarships

Twelve awards of \$4,000 each for graduates of each academic year. The Faculty Athletic Representatives will determine the recipients at the Conference's Spring meetings. At least two awards must go to women and two to men. Recipients of the Conference USA post-graduate scholarships must enroll in a graduate program within three years of receipt of the award.

2006-07 Commissioner's Honor Roll - Football (*indicates Academic Medal winners)

EAST CAROLINA

Sean Allen
Corey Bass
Marshall Bastin
Justin Brockmeyer
Jeremy Bullock
Joshua Coffman
Christopher Dougherty
Kevin Gidrey
Stephen Heis
Kyle Johnson
Nicholas Johnson
Robert Lee
Taylor Mazzone
Melvin Patterson
Patrick Pinkney
Nathan Przestrzelski
Kevin Roach
Willie Smith
Joseph Sloan*

HOUSTON

Jordan Brown
Thomas Ebner
Jose Flores
Joseph Gonzales
Billy Hartford
Casey Keenum
Wade Koehl
Steven Maki
Perry McDaniel
Tim Mercer
Harry Simon
Matthew Tarbutton

MARSHALL

Matthew Altobello
Brian Anderson
Martin Biagi*
Anthony Binswanger
Marcus Broadwater
James Burkes
Brandon Campbell
Charles Clay
Pete Culicerto
Courtney Edmonson
Joshua Evans
Jeremy Frazie
Shavar Greer
Patrick Kouns
Brian Leggett
Ian O'Connor
Matthew Parkhurst
James Skinner*
Erik Vint*
Brandon Walker
Daniel Wells

MEMPHIS

Charlie Bryant
Patrick Byrne
Rusty Clayton*
Derek Clinin
Michael Denning
Paul Edwards*
Brandon Farrar
Brandon Feagans
Brian Hall
Henry Harris
John Hill*

JAKE KASSER

John McArthur*
Corey Mills
Brandon Patterson
Brandon Pearce
Clayton Presley
Matt Reagan
Andy Smith
Kittrell Smith
Michael Snyder
Michael Spurlock
David Sutton
Brett Toney
Josh Weaver

RICE

Joe Agnew
Lute Barber
David Berken
Bio Bilaye-Benibo
Jonathan Cary
Chase Clement
Ryan Craig
Andray Downs
Clark Fangmeier
Willie Garley
Michael Hart
Robby Heos
Ryan Kennedy
Marcus Knox
Brandon Long
Casey Marchbanks
Jimmy Miller
Scott Nimmons
Andrew Novak
Andrew Sendejo
John Thomas
Shepherd
Bencil Smith
Ahmad Sweeney
Preston Thompson
Taylor Wardlow

SMU

Glenn Asplin
Lucas Bell
William Bonilla
William Braband
Jeffrey Brock*
Lawrence Doherty
Calvin Enright*
Peter Fleps*
Andrew Galloway*
Bruce Greenberg
John Harris
Duke Hasson
Curtis Hurst
Jason Jackson
Samuel Kenemer
James Lankford
Shaun Moore
Thomas Morstead
Benjamin Poynter
Thomas Poynter
Hugh Sawyer
Zachary Sledge
Chase Smith
Derrell Taylor
Rory Taylor
Troy Therien

SOUTHERN MISS

Gerald Baptiste
David Boyce
Travis Cooley
Stephen Daigle
Robby D'Angelo
Brandon Davis
Christian Fletcher
Tory Harrison
Brett Hicks*
Donald Loehr
Ryan McKee
John McMahon
Sean Merrill
Alex Michael
Jonathan Palmer*
Cody Tawater
Jeremy Young
Cameron Zipp

TULANE

Andre Anderson
Aryan Barto
Ray Boudreaux
Travis Burks
Sean Carney
Scott Elliott
Craig Gelhardt
Shane Hannabury*
Peter Hendrickson
Scott Holt
Logan Kelly
Steven McGinity*
Joshua Mitzel
Kevin Moore
Christian Okoye
Michael Parenton
Oscar Ponce de Leon
Mike Purcell*
Casey Robottom
Michael Sager
Cody Sparks

TULSA

Jon Bell
Alexander Bridge*
Chris Chamberlin
Nelson Coleman
Aaron Danenhauer
Alex Detwiler
Kyle Detwiler
Brandon Diles
Jacob Frank
Kyle Grooms
Jon Hameister-Reis
Clark Harrell
Moton Hopkins
Robert Jaworski
David Johnson*
Paul Jurado
Mike Mengers*
Justin Morsey
Trey Munden
Jeff Perrett
Jon Piorkowski*
Charles Ramsey
Anthony Smith*
Paul Smith*
Taylor Sokolosky
Michael Sullivan

JAROD TRACY

John Warren
Drew Westling
Jody Whaley
UAB
Christopher Barrett
Adam Bobo
Richard Carter
Nicholas Coon
Chris Evans
Jason Hamlin
Adam Hollifield
David Sigler
B.J. Steed

UCF

Leander Anderson
Steven Baker
Nick Beucher
Curtis Francis
Cedric Gagne-Marcoux
Rashidi Haughton
Aaron Horne
Dominic Ignelzi
Dominik Kelly
Parker Langley
Michael Lavoie
Jamar Newsome
Shareff Rashad
Rocky Ross
JR Sandlin
Keith Shologan
Kyle Smith
Alex Thompson
Dan Veenstra
Ricky Yates

UTEP

Kris Adams
Jacob Belshe
Cornelius Brown
Joe Castro
Richard Contreras*
Aaron Henckel
Gregory Hiett
Jamar Hunt
Pierce Hunter
Terrell Jackson
Edward Mendoza
Dane O'Neill
William Osolinsky
Brian Pickett
Cameron Raschke
Reagan Schneider
Trevor Vittataoe
Dylan Wiggs
Kyle Wright

Scholar Athlete Award

Paul Smith, Tulsa

Postgraduate Scholarship

Ian O'Connor, Marshall
Brandon Diles, Tulsa
Dan Veenstra, UCF

2006-07 ESPN The Magazine Academic All-America

First Team Academic All-America

Heidi Krug, East Carolina (Volleyball)
Lukasz Kwapisz, UAB (Men's Soccer)
Matt Wideman, SMU (Men's Soccer)
Sara Dyer, Tulsa (Softball)
Patrick Ezell, Southern Miss (Baseball)
Trey Sutton, Southern Miss (Baseball)

Second Team Academic All-America

Eric Burkholder, Tulsa (Men's Soccer)
Shoko Mikami, Memphis (Women's Soccer)
Paul Smith, Tulsa (Football)
Ryne Tacker, Rice (Baseball)
Josh Stirneman, Houston (Baseball)

Third Team Academic All-America


Matt Thomas, Tulsa (Men's Soccer)
Brian Friday, Rice (Baseball)

PARTNERS IN THE COMMUNITY

Conference USA is committed to excellence in athletics, academics and community involvement. Throughout the season, C-USA schools participate in activities that reflect a strong commitment to their communities.

During the C-USA Men's and Women's Soccer Championships, student-athletes participated in the Team C-USA: Reach for the Stars Program. The men visited The Little Light House, which serves young children with special needs from birth through age six in the Tulsa community. Two league coaches, along with 11 student-athletes participated in the event spending time in the various classrooms assisting with curriculum and interacting with the young children. The women (at right) were guests at the Charles Rice Learning Center in Dallas, where they read to the kids and answered questions about the sport of soccer and about the college experience.

Members of the Houston football team (below) made a visit to the Zoe Learning Academy the day before the C-USA Football Championship. The players visited classrooms and talked to the students about staying in school and showing respect for others. Nearly 200 students from Zoe attended the Championship game on December 1 at the University of Houston's Robertson Stadium, while another 200 students from other elementary schools and Boys & Girls Clubs were also among the record-setting crowd.




PARTNERS IN THE COMMUNITY

More than 2,500 elementary school students in the Memphis community attended the C-USA Men's Basketball Championship at the FedExForum (at right, below) through our partnership with the Nike PE2GO Program. Twenty-six Memphis City Schools participate in the program, which is designed to promote good health and physical activity among second through fifth graders using a special classroom curriculum in conjunction with a series of physical activities designed by Nike coaches.

As part of the Team C-USA: North Stars program, men's basketball players from Houston, Memphis, Tulane and UCF visited one of the conference's adopted schools - Georgia Avenue Elementary - to kick off the 2007 C-USA Men's Basketball Championship. Georgia Avenue is located about two miles from the FedExForum, which has been the site of the last three C-USA tournaments and will host the 2008 Championship.

Members of the Conference USA Student-Athlete Advisory Committee (SAAC) took time out of their annual meeting to visit patients (third row) at the Texas Scottish Rite Hospital for Children in Dallas.

During the C-USA Baseball Championship in Greenville, N.C., several players spent a morning at the Children's Hospital at Pitt County Memorial (bottom), visiting the rooms of pediatric patients and playing games in the main activity room.



COMMISSIONER BRITTON BANOWSKY

In his sixth year as Commissioner of Conference USA, Britton Banowsky directs a league that is focused on excellence in athletics, academics and the community with his progressive leadership.

Under his direction, Conference USA has maintained a solid foundation, developed a strong identity and reinforced its position in collegiate athletics.

With a wealth of experience in intercollegiate athletics, Banowsky became the new Commissioner of Conference USA on October 28, 2002. He is only the second Commissioner in C-USA replacing Mike Slive, who held the reins since the Conference's inception in 1995. Banowsky arrived in his new role during a dynamic time in intercollegiate athletics. With schools changing allegiances among their conference memberships, Banowsky led the Conference through a transitional period and orchestrated a restructured Conference USA that began competition in August 2005.

Six nationally prominent universities – Marshall, Rice, SMU, Tulsa, UCF and UTEP – joined tradition-rich members – East Carolina, Houston, Memphis, Southern Miss, Tulane and UAB – to form the new look of the league. Twelve members are concentrated within nine states, with four members in the state of Texas. As a result, the Conference headquarters were moved from Chicago to Irving, Texas during the summer of 2004.

With the realigned membership in place, Banowsky guided Conference USA through a 10th Anniversary celebration and transition to a 12-team league competing in all sports. The new Conference USA entered into a long-term agreement with CSTV and renewed its partnership with ESPN, ensuring significant national and regional television exposure into the next decade. The league secured six bowl tie-ins for postseason football participation and achieved a significant milestone when the inaugural Football Championship made its debut in 2005. The Conference recently completed a five-year strategic plan which establishes clear direction for the future and is grounded on the league's commitment to excellence in athletics, academics and community involvement conference wide.

Banowsky, a licensed attorney in the state of Texas, has more than 16 years experience as a collegiate conference administrator. He came to Conference USA from the Big 12 Conference, where he has served as Associate Commissioner for six years. Banowsky was instrumental in laying the organizational foundation for the Big 12 prior to its official launch in July 1996.

He was responsible for management of the Big 12 Conference's legal affairs, including the administration of television, bowl, and championships agreements. He oversaw national policy development, governance and NCAA regulatory matters, as well as assisted the commissioner in strategic planning and the management of the league office. Banowsky also served as a corporate officer and liaison to the league's Board of Directors.

Prior to joining the Big 12, Banowsky was the Commissioner of the Southland Conference. During his tenure at the Southland, the Conference was incorporated and its Board of Directors were engaged. He was also involved in negotiating a multi-year television agreement, founding a corporate sponsorship program, directing a conference-wide initiative to develop women's athletics, and engineering the expansion of the Southland Football League, one of the nation's premier Division I-AA football conferences.

Banowsky was an Assistant Commissioner at the Southland before joining the former Southwest Conference as an Assistant Commissioner. While at the old SWC, Banowsky was responsible for the league's legal affairs and compliance activities.

The 46-year old Banowsky has served on several national committees, including the NCAA Special Committee to Review Marketing and Licensing Activities; the Bowl Championship Series (BCS) Television Negotiations Committee; the NCAA Division I Management Council; and the NCAA Committee on Academic Performance. He has also served as an officer of the Collegiate Commissioners Association (CCA) and is a current member of the Dallas Assembly.

Born in Los Angeles, Calif., Banowsky has spent most of his professional career in the state of Texas. He is a graduate of the University of Oklahoma, where he earned both a business and a law degree. Banowsky and his wife, Cindy, have three children: Kendall, Brit and Wade.



THE BANOWSKY FILE

2002-present	Commissioner, Conference USA
1996-2002	Associate Commissioner, Big 12 Conference
1993-1996	Commissioner, Southland Conference
1991-1993	Assistant Commissioner, Southwest Conference
1989-1991	Assistant Commissioner, Southland Conference
1986-1989	Lawyer, Private Practice

Membership on National Committees (Current)

Collegiate Commissioners Association (CCA)
NCAA Committee on Academic Performance Committee
Bowl Championship Series (BCS) Television Negotiations
Committee

Membership on National Committees (Past)

NCAA Special Committee to Review Marketing and Licensing
Activities
NCAA Two-Year College Relations Committee
NCAA Division I Management Council



Judy MacLeod
Executive Associate Commissioner



Alfred White
Associate Commissioner



Kelly Carney
Associate Commissioner



Russell Anderson
Assistant Commissioner



Chris Woolard
Assistant Commissioner



Catrina Gibson
Assistant Commissioner



Courtney Morrison-Archer
Assistant Commissioner



Robert Phillip
Assistant Commissioner



Charolette Hunt
Director of Compliance



Monay Wallin
Director of Events



Keisha Dunlap
Director of Sports Services



Donyale Canada
Director of Sports Services



Debbie Davis
Associate Director of Media Relations



Emily Agler
Associate Director of Marketing/Events



Tod Meisner
Assistant Director of Media Relations



Callie Hubbell
Coordinator of Student Athlete Services



Annette Trabanco
Administrative Assistant

- April 24, 1995** The conference name, logo and commissioner are unveiled at Harry Caray's Restaurant in Chicago.
- September 1995** Eleven Conference USA institutions begin the first season of competition. On September 2, Charlotte defeats Memphis in women's soccer in the first conference match between C-USA schools.
- December 1995** The Missouri Athletic Club names Matt McKeon of Saint Louis National Player of the Year in men's soccer.
- March 24, 1996** Cincinnati becomes the first men's basketball team in Conference USA to reach the Elite Eight of the NCAA Tournament.
- March 25, 1996** Tulane becomes the first men's basketball team in Conference USA to reach the NIT Final Four.
- May 8, 1996** UAB and USF are the first teams to represent C-USA at the NCAA Men's Tennis Championship.
- May 23, 1996** Tulane and USF are the first teams to represent C-USA at the NCAA Baseball Championship.
- June 1996** USF pitcher Mark Roberts becomes the first C-USA player taken in the Major League Baseball Draft, going to the Chicago White Sox in the fourth round.
- June 1996** Memphis forward Lorenzen Wright becomes the first C-USA men's basketball player taken in the NBA Draft, selected by the Los Angeles Clippers with the seventh overall selection.
- August 1996** Houston joins league competition, giving the league 12 teams in conference sport competition.
- August 30, 1996** Tulane upsets preseason favorite Cincinnati in the inaugural C-USA football game in Cincinnati, Ohio.
- September 4, 1996** C-USA announces the addition of East Carolina for football competition beginning with the 1997 season.
- November 2, 1996** Cincinnati's men's cross country team becomes the first C-USA squad to win back-to-back tournament championships.
- November 9, 1996** Memphis upsets No. 6 Tennessee, 21-17, at Liberty Bowl Memorial Stadium, the highest ranked football opponent that a C-USA team has defeated.
- December 13, 1996** Louisville is the first C-USA volleyball team to reach the Sweet 16 of the NCAA Championship.
- December 13, 1996** Charlotte becomes the first team in Conference USA to reach a national semifinal and the first men's soccer team to represent the league at the NCAA Men's Soccer Final Four.
- December 31, 1996** Houston becomes the first football team to represent C-USA at a post-season bowl when it earns an invitation to the Liberty Bowl in Memphis, Tenn., as C-USA's first regular season football champion (shared with Southern Miss).
- February 18, 1997** The Marquette rifle team becomes the first Conference USA team to win back-to-back regular season conference championships.
- March 9, 1997** Conference USA sends a record five teams to the NCAA Women's Basketball Championship (DePaul, Louisville, Marquette, Memphis and Tulane).
- March 10, 1997** C-USA announces the addition of the United States Military Academy in football competition beginning with the 1998 season.
- April 19, 1997** Houston running back Antowain Smith becomes the first C-USA player taken in the NFL Draft when the Buffalo Bills select him in the first round.
- May 1997** Kim Williams of DePaul was selected by the Utah Starzz in the fourth round of the inaugural WNBA Draft, becoming the first C-USA women's basketball player to be drafted.
- May 9, 1997** Elisa Penalvo of Marquette is the first women's tennis player to represent C-USA at the NCAA Women's Tennis Individual Championship.
- May 9, 1997** Marquette, USF and Houston are the first teams to represent C-USA at the NCAA Women's Tennis Championship.
- September 6, 1997** East Carolina plays its first football game in Conference USA.
- September 12, 1997** The UAB men's soccer team posts the league's first win over a No. 1-ranked team in any sport when it defeats No. 1 UCLA, 2-0.
- November 15, 1997** Cincinnati becomes the first women's soccer team to represent C-USA at the NCAA Championship.
- November 18, 1997** Conference USA places a record four men's soccer teams in the NCAA Championship. Charlotte, Marquette, Saint Louis and USF represent C-USA.
- December 12, 1997** Saint Louis becomes the second C-USA men's soccer team to reach the NCAA Final Four.
- December 29, 1997** Conference USA posts its first-ever bowl victory as Cincinnati defeats Utah State in the Humanitarian Bowl in Boise, Idaho.
- May 1998** Robert Samuelsson of Tulane is the first men's tennis player to represent C-USA at the NCAA Men's Tennis Individual Championship and the first All-American in C-USA men's tennis history.
- May 1998** Houston finishes 27th at the NCAA Men's Outdoor Track and Field Championship, the highest finish for a C-USA team.
- September 19, 1998** Army plays its first football game in Conference USA.
- November 28, 1998** Cincinnati posts the conference's first men's basketball victory over a No. 1 team, defeating top-ranked Duke at the Great Alaska Shootout.
- December 11, 1998** Louisville makes its second trip to the Sweet 16 in the NCAA Volleyball Championship.
- December 31, 1998** Tulane caps off an undefeated (12-0) football season with a win over BYU in the AXA Liberty Bowl.
- January 3, 1999** Tulane finishes ranked No. 7 in both final polls, the highest ranking ever for a Conference USA football team.
- March 20, 1999** Memphis is the first women's basketball team to represent Conference USA at the Final Four of the WNIT.
- April 23, 1999** Houston posts the conference's first baseball victory over a No. 1 team, defeating top-ranked Rice.
- September 25, 1999** UAB plays its first football game in Conference USA.
- October 12, 1999** Conference USA adds Texas Christian University (TCU) and East Carolina University for competition in all sports. The league also announces that USF will begin league play in football in 2003.
- November 1999** Kenneth Svendsen of Charlotte finishes 23rd at the NCAA Men's Cross Country Championship, the highest finish in this race for a C-USA student-athlete.
- November 1999** C-USA champion Hanne Lyngstad of Tulane records the highest finish ever by a C-USA cross country student-athlete, finishing fourth at the NCAA Championship.
- December 1999** Andrew Bayes of East Carolina is the first consensus All-American in C-USA football history.
- March 2000** Kenyon Martin of Cincinnati becomes the league's first student-athlete to earn National Player of the Year honors, winning the John Wooden Award, the Naismith Award and the Oscar Robertson Trophy.
- March 19, 2000** UAB becomes the first women's basketball team in C-USA to reach the Sweet 16 of the NCAA Tournament.
- May 2000** The Houston men's golf team finishes fourth at the NCAA Championship, the highest-ever finish for a C-USA team.
- May 2000** Jenny Adams of Houston wins the first national championship for C-USA in women's outdoor track in the long jump. Houston records the highest finish for a C-USA team at that event, placing eighth.
- May 2000** Courtney Blades of Southern Miss is the league's first women's softball All-American.
- May 25, 2000** In the league's first season of softball competition, DePaul and Southern Miss make the league's first appearances in the Women's College World Series in Oklahoma City.
- May 25, 2000** Conference USA introduces a new family of logos, part of a comprehensive program designed to reinforce the league's athletic and national emergence.
- June 2000** Southern Miss pitcher Courtney Blades is named the Honda National Softball Player of the Year.
- June 28, 2000** Kenyon Martin of Cincinnati becomes the league's first No. 1 overall pick in a professional draft when he is selected by the New Jersey Nets.
- November 2000** Rhegan Hyppio of Marquette is the first women's soccer student-athlete from Conference USA to be named first team All-America, receiving the honor from Soccer America.
- December 2000** Cincinnati's Jonathan Ruffin is the first C-USA player to win the Lou Groza Award, given to the nation's best placekicker.
- December 2000** For the first time in its five-year football history, Conference USA sends four teams to bowl games. Cincinnati (Motor City), East Carolina (gallery-furniture.com), Louisville (AXA Liberty) and Southern Miss (GMAC) represent C-USA in the postseason.
- March 2001** Houston women's indoor track finishes seventh at the NCAA Championship, the highest finish for a C-USA team.
- March 2001** Jenny Adams of Houston becomes the first female indoor track national champion for C-USA after winning the long jump at the NCAA Indoor Track and Field Championship.
- March 27, 2001** Memphis men's basketball reaches the NIT Final Four.
- May 12, 2001** USF women's golf finishes 23rd at the NCAA Championship, posting the highest finish for a C-USA team.
- May 12, 2001** Megan Francella of Memphis becomes the first women's golfer to represent C-USA at the NCAA Championship.
- June 8, 2001** Tulane becomes the first team to represent C-USA at the College World Series in Omaha, Neb.
- August 25, 2001** TCU plays its first football game in Conference USA.
- December 2001** Tulane kicker Seth Marler becomes the second straight C-USA player to win the Lou Groza Award.
- February 2002** Vonetta Jeffery becomes the first former C-USA student-athlete (and current C-USA coach) to win an Olympic gold medal, after winning the two-person bobsled event in Salt Lake City, Utah.
- March 3, 2002** Cincinnati extends its record string of regular season men's basketball championships to seven.
- March 29, 2002** Memphis becomes the first men's basketball team in Conference USA to win the NIT Championship in New York, marking C-USA's first team national title.

- May 27, 2002** Conference USA receives five bids to the NCAA Baseball Championship, tying for the most NCAA teams by a sport in a single season. East Carolina, Houston, Louisville, USF and Tulane are chosen.
- June 1, 2002** TCU's Adam Rubinson finishes second at the NCAA Men's Golf Championship, the highest finish for a C-USA student-athlete at that event.
- June 2002** Houston pitcher Brad Sullivan becomes the first Conference USA Baseball player to be named a consensus All-American.
- September 16, 2002** Louisville defeats No. 4 Florida State, giving C-USA its highest ranked football win ever.
- October 21, 2002** Britton Banowsky named second Commissioner of Conference USA.
- November 2002** For the first time ever, Conference USA sends three teams to the NCAA Women's Soccer Tournament.
- December 2002** USF's Michelle Collier becomes the first volleyball player in league history to earn All-America honors, being named to the AVCA third team.
- December 2002** For the first time in league history, Conference USA sent five teams to bowl games: TCU (AXA Liberty), Louisville (GMAC), Southern Miss (Houston), Tulane (ConAgra Foods Hawaii) and Cincinnati (New Orleans) each represent the league in postseason action.
- March 2003** Yulia Pakhalina becomes the first C-USA diver to earn three NCAA titles on the three-meter board and two crowns on one-meter.
- March 2003** Conference USA sends five teams to the NCAA Women's Basketball Championship, tying for the most bids in league history. Charlotte, Cincinnati, DePaul, TCU and Tulane each earned bids.
- March 2003** DePaul becomes the first C-USA softball team to defeat the nation's top-ranked team, beating No. 1 and eventual national champion UCLA.
- April 2003** Conference USA sends a record four teams to the NCAA Women's Golf Championship (East Carolina USF, TCU and Tulane).
- April 2003** Marquette becomes the first C-USA men's basketball team to reach the NCAA Final Four.
- May 2003** Tulane becomes the first C-USA men's tennis team to reach the round of 16 at the NCAA Championship.
- November 4, 2003** Conference USA announces the addition of five schools that will begin competition in the league beginning with the 2005-06 season: Marshall, Rice, SMU, Tulsa and UCF.
- November 4, 2003** Cincinnati, DePaul, Louisville, Marquette and USF announce that they will leave Conference USA at the end of the 2004-05 athletic season to join the Big East Conference.
- November 10, 2003** TCU is ranked sixth in the BCS rankings, marking the highest ranking that any non-BCS league school has ever achieved in the poll.
- November 10, 2003** Charlotte and Saint Louis accept invitations to become members of the Atlantic 10 Conference, beginning with the 2005-06 athletic season.
- December 2003** Vedad Ibisevic of Saint Louis becomes the first C-USA Men's Soccer player to be named National Freshman of the Year.
- January 11, 2004** For the first time in league history, three C-USA women's basketball teams are ranked in the Top 25, as DePaul, Houston and TCU are each nationally-ranked.
- March 6, 2004** Conference USA becomes the first Division I league in more than 20 years to have five teams tie for a regular season men's basketball championship. Charlotte, Cincinnati, DePaul, Memphis and UAB each earn a share of the regular season crown.
- March 14, 2004** Conference USA sends a record six teams to the NCAA Men's Basketball Tournament, the highest number of bids in any sport in league history. Charlotte, Cincinnati, DePaul, Louisville, Memphis and UAB each advanced to NCAA play and all posted 20 or more victories.
- March 15, 2004** Houston becomes the first C-USA women's basketball team to be ranked in the Top 10, finishing No. 9 in the AP poll.
- March 2004** Conference USA produced an all-time high of 17 postseason basketball teams (6 NCAA Men, 4 NCAA Women, 2 NIT, 5 WNIT).
- March 2004** C-USA advances four men's basketball teams and four women's basketball teams to the second round of the NCAA Tournament. It is the first time that either sport has advanced four teams to the second round in the same season.
- March 21, 2004** UAB's men's basketball team advances to its first Sweet 16 since 1982 with a win over top-seeded Kentucky. It marks the second straight year that a C-USA team has defeated the No. 1 overall seed Wildcats in the NCAA Tournament.
- April 2004** Houston's Joe Curl becomes the first C-USA women's basketball coach to earn National Coach of the Year accolades, garnering that honor from the Associated Press, USBWA and ESPN.com.
- April 2004** Houston's Chandi Jones becomes the first C-USA women's basketball player to earn consensus All-America honors. In achieving that status, she became the first player in league history to be named to the Kodak All-America team.
- April 30, 2004** The University of Texas at El Paso (UTEP) officially becomes a member of Conference USA, effective July 1, 2005.
- May 16, 2004** Conference USA sends a record five teams to the NCAA Softball Championship. DePaul, Houston, Louisville, USF and Southern Miss each earn bids.
- May 16, 2004** Tulane becomes the first C-USA women's tennis team to reach the round of 16 at the NCAA Championship.
- May 31, 2004** Tulane's Michael Kogan becomes the first C-USA men's tennis player to advance to the NCAA Singles Championship match before falling to Baylor's Benjamin Becker.
- June 7, 2004** For the first time in league history, C-USA sends two baseball teams to the NCAA Super Regionals when East Carolina and Tulane both advance.
- July 1, 2004** The conference office relocates to Irving, Texas.
- December 4, 2004** Louisville earned its third Sweet Sixteen appearance in the NCAA Volleyball Championship.
- January 5, 2005** Louisville finishes sixth in the final Associated Press football poll, the highest ranking ever for a C-USA team.
- January 5, 2005** Tulane ranked No. 1 in Baseball America's preseason poll, the first time other than men's basketball, a C-USA team earned a No. 1 ranking.
- January 2005** Louisville's football team finishes the season ranked No. 6 in the final Associated Press poll, marking the highest final ranking in C-USA history.
- January 2005** Tulane becomes the first Conference USA baseball team to be ranked No. 1, earning the top ranking in Baseball America's preseason poll.
- February 11, 2005** East Carolina freshman LaShawn Merritt posted the third-fastest indoor 400-meter time in world history, making him the second-fastest man ever indoors. The time is slower than only the legendary Michael Johnson's world record of 44.63, set in 1995, and Johnson's 1996 time of 44.66. It is the fastest time ever run by a junior (19-and-under) athlete indoors and also established a new NCAA, Conference USA and East Carolina record.
- March 28, 2005** Louisville's men's basketball team completes a furious second-half rally to defeat Washington and advance to the NCAA Men's Final Four in St. Louis. The Cardinals become the second C-USA team to reach the Men's Final Four.
- April 24, 2005** East Carolina's Ricky Brooks throws the first no-hitter in a Conference USA baseball game, blanking Memphis, 3-0. He is only a dropped third strike away from tossing a perfect game.
- May 2005** TCU's Ana Cetnik and Story-Tweedie Yates advance to the semifinals of the NCAA Women's Tennis Doubles Championship.
- May 28, 2005** DePaul defeats Northwestern to become the third Conference USA softball team to reach the Women's College World Series.
- June 2005** C-USA sends a record 20 individual competitors to the NCAA Women's Outdoor Track and Field Championships
- June 2005** Tulane becomes the first C-USA school to earn the No. 1 national seed in the NCAA Baseball Championship. The Green Wave go on to become the second league team to advance to the College World Series.
- July 1, 2005** Marshall, Rice, SMU, Tulsa, UCF and UTEP officially become members of Conference USA.
- December 3, 2005** Conference USA hosts its inaugural football championship at The Florida Citrus Bowl. Tulsa defeated UCF, 44-27, to earn the league's first championship crown.
- December 9, 2005** SMU becomes the first team to play in the Men's Soccer College Cup since 1997.
- December 2005** Conference USA sends a league-record six teams to postseason bowl games. Tulsa (AutoZone Liberty), UTEP (GMAC), UCF (Sheraton Hawai'i), Houston (Forth Worth), Southern Miss (New Orleans) and Memphis (Motor City) represented the league in postseason action.
- March 12, 2006** Memphis men's basketball earns a No. 1 seed in the NCAA Tournament.
- June 13, 2006** Rice advances to its fifth College World Series in the last 10 years.
- June 16, 2006** Houston's Brad Lincoln is named the 2006 winner of the Dick Howser Trophy.
- Fall 2006** UAB sweeps all the women's fall C-USA Championships, winning cross country, soccer and volleyball
- November 1, 2006** Tulsa's Arnau Bruges won the 2006 Polo Ralph Lauren All-American Tennis Championship, collecting the first national championship in history for both Tulsa and C-USA tennis.
- March 2007** Memphis men's basketball makes back-to-back appearances in the NCAA Elite Eight, after winning its second straight C-USA men's basketball championship.
- March 2007** East Carolina wins the C-USA Women's Basketball Championship and makes its first NCAA appearance since 1982.
- May 2007** Houston's sprint specialist Ebonie Floyd posted the second-fastest time in the world of 22.32 in the 200m, establishing a 2007 NCAA Midwest Regional record. Floyd closed out her collegiate career with five All-America honors.
- June 2, 2007** UAB sophomore Zach Sucher placed fourth at the NCAA Men's Golf Championships, tying the best-ever finish in a national championship by a Conference USA golfer.
- June 15, 2007** Rice makes its sixth appearance in the College World Series and second straight as a member of Conference USA.



2007-08 CONFERENCE USA CHAMPIONSHIPS

Sport	Date	Site	Host
Cross Country	October 27	El Paso, Texas	UTEP
Women's Soccer	November 7-11	El Paso, Texas	UTEP
Men's Soccer	November 14-18	Birmingham, Ala.	UAB
Volleyball	November 15-18	Huntington, W. Va.	Marshall
Football	December 1	Site of regular season champion	
Swimming & Diving	February 27 – March 1	Houston, Texas	Houston
Indoor Track & Field	February 29 – March 1	Houston, Texas	Houston
Women's Basketball	March 6-9	Orlando, Fla.	UCF
Men's Basketball	March 12-15	Memphis, Tenn.	Memphis
Women's Tennis	April 17-20	Houston, Texas	Houston
Men's Tennis	April 18-20	TBA	TBA
Women's Golf	April 12-14*	El Paso, Texas	UTEP
Men's Golf	April 19-21	Texarkana, Ark.	C-USA
Softball	May 8-10	Houston, Texas	Houston
Outdoor Track & Field	May 15-17	El Paso, Texas	UTEP
Baseball	May 21-25	New Orleans, La.	Tulane

*Subject to change.

2006-07 CONFERENCE USA CHAMPIONSHIP SCOREBOARD

SPORT	REGULAR SEASON CHAMPION	TOURNAMENT CHAMPION	NCAA TEAMS
Men's Cross Country	N/A	UTEP	One individual
Women's Cross Country	N/A	UAB	Two individuals
Women's Soccer	SMU	UAB	SMU, Rice, Colorado College
Men's Soccer	SMU	SMU	SMU, UAB
Volleyball	Tulsa	UAB	UAB
Football	Houston	Houston	East Carolina, Houston, Rice, Southern Miss, Tulsa
Women's Swimming & Diving	N/A	SMU	Houston, SMU
Men's Indoor Track & Field	N/A	Houston	8 individuals
Women Indoor Track & Field	N/A	Rice	7 individuals
Women's Basketball	Tulane	East Carolina	East Carolina
Men's Basketball	Memphis	Memphis	Memphis
Women's Golf	N/A	Memphis	Memphis, SMU
Men's Golf	N/A	Tulsa	Tulsa, SMU, UAB, UCF
Women's Tennis	N/A	Tulsa	Tulsa
Men's Tennis	N/A	Tulsa	Tulsa, Rice
Softball	Houston	Houston	Houston
Men's Outdoor Track & Field	N/A	Memphis	13 individuals, 1 relay
Women's Outdoor Track & Field	N/A	Rice	19 individuals, 2 relays
Baseball	Rice	Rice	East Carolina, Memphis, Rice, Southern Miss



East Carolina celebrated its first C-USA Women's Basketball title after defeating Rice, 79-70. Head coach Sharon Baldwin-Tener guided the Pirates to their first trip to the NCAA Championship since 1982 and the second overall in ECU history.



Rice won its second straight C-USA Baseball Championship title in 2007 and went on to make its sixth appearance in the College World Series.



onference USA will continue to use an instant replay program implemented in 2005. For 2007, C-USA will use the model adopted by all Division I-A conferences which relies on a technical advisor (TA) in the press box to both call for the instant replay and have the final decision upon review.

The TA will have access to the referee through a vibrating pager. When the TA feels there is a call that warrants a review and the play is reviewable, he will page the referee. The referee will kill the clock and announce that a ruling on the field is being reviewed. The TA will then review all aspects of the play and can change the original call or allow it to stand. The TA, as well as the replay assistant (RA) and technician (at a minimum), will be utilized to insure that all plays are reviewed in an efficient and timely manner.

In addition to the TA having the ability to change a call rather than the referee, the other significant difference to the Conference USA instant replay policy relates to a coaches challenge. Unlike the 2005 protocol, coaches will be allowed to challenge an on-field ruling once per game. A coach may initiate a challenge by calling a time out (if he has a time out available) and informing the referee prior to the ball being put back in play. If the on-field ruling is reversed, that team's time out will not be charged.

There will be no clock adjustments unless there is a replay reversal on a play that ran time off the clock and, upon further review, the clock would have been stopped. The referee and TA will confirm the correct time and communicate it to the timer.

Instant replay is a very unique situation and there are many aspects to it. Conference USA technical advisors, referees and replay assistants were provided with intensive training at a clinic prior to the start of the season.

Instant Replay (excerpted from NCAA Football Rules changes)

Change: To add the following procedure to the rules book, as an optional or permissive rule.

Rationale: After successful experimentation in the past two football seasons, all Division I-A conferences have requested a uniform system of replay to be included in the rules book. As this is permissive, not mandated, the rule would allow for growth without forcing all institutions and conferences to use video review. The committee notes that overall game times increased by two minutes in Division I-A, with several conferences that used replay reporting shorter game times.

Section 1. Definition

Definition

Article 1. Instant Replay is a system utilizing electronic means to review and assist game officials with certain on-field decisions as listed in Section 3.

Section 2. Eligibility for Instant Replay

Participation

Article 1.

- Any member institution may use instant replay. This rule is permissive, not a requirement. If instant replay is used, it must be used in full compliance with this rule.
- For any non-conference game, if the home team is using instant replay, the visiting team does not have the option of declining its use for that game. If the home team is not using instant replay, the visiting team does not have the option of requesting that it be used in that game.

Section 3. Reviewable Plays

Side Line, Goal Line, End Line

Article 1. Reviewable plays governed by a sideline, goal line or an end line include:

- Scoring plays, including a runner in possession of a live ball breaking the plane of a goal line.
- A pass ruled complete, incomplete or intercepted at a side line, goal line or an end line.
- A runner or pass receiver ruled in or out of bounds.
- Recovery of a loose ball in or out of bounds in the field of play or an end zone.

Passes

Article 2. Reviewable plays involving passes include:

- A pass ruled complete, incomplete or intercepted anywhere in the field of play or an end zone.
- A legal forward pass touched by an originally ineligible receiver.
- A legal forward pass touched by a defensive player.
- A fumble ruled on the part of a potential passer. (Note: If the on-field ruling is forward pass and the pass is incomplete, the play is not reviewable).
- A forward pass or forward handing ruled when a runner is beyond the line of scrimmage.
- A forward pass or forward handing ruled after a change of possession.
- A pass ruled forward or backward when thrown from behind the line of scrimmage. (Exception: If the pass is ruled forward and is incomplete, the play is not reviewable).

Miscellaneous

Article 3. Miscellaneous reviewable plays include:

- A runner judged to have been not down by rule. (Note: If a runner is ruled down, the play is not reviewable).
- A runner's forward progress with respect to a first down.
- Touching of any type kick by any player.
- The number of players participating by either team during a live ball.
- A scrimmage kicker beyond the line of scrimmage when the ball is kicked.
- Clock adjustment when a ruling on the field is reversed.
- A fumble recovery by a Team A player during fourth down or a try and before any change of possession.

Plays Not Reviewable

Article 4. No other plays or officiating decisions are reviewable.

Section 4. Instant Replay Personnel, Equipment and Location

Personnel

Article 1. Instant replay personnel shall consist of the number of persons needed to operate the replay equipment within the necessary time constraints. A minimum of three persons shall be utilized to insure that all plays are reviewed in an efficient and a timely manner. Such persons are normally referred to as replay official, communicator and technician. Additional persons may be used as needed.

Equipment

Article 2. The type of equipment used to carry out necessary instant replay duties shall be determined by each conference or member institution utilizing instant replay.

Location

Article 3.

- All equipment used in making a decision during the replay process and the personnel using that equipment shall be located in a separate, secure location in the press box. This room shall not be available or accessible to any person not directly involved in instant replay.

- Additional telephonic equipment needed to allow instant replay personnel to communicate with the game referee when a game has been stopped for a play review shall be located on a side line near the field of play and preferably outside a team area. Such equipment shall provide the game referee and the replay official a secure and private means of communication.

Section 5. Initiating the Replay Process

Game Stop

Article 1. There are two methods to stop a game to review a ruling on the field.

- The replay official and the crew shall review every play of a game. The replay official may stop a game at any time before the ball is next legally put in play whenever:
 - There is reasonable evidence to believe an error was made in the initial on-field ruling.
 - The play is reviewable.
 - Any reversal of an on-field ruling, which would result from indisputable video evidence, would have a direct, competitive impact on the game.
- The head coach of either team may request that the game be stopped and a play be reviewed by challenging the on-field ruling one time during a game.
 - A coach initiates this challenge by taking a team time out before the ball is next put in play and informing the referee that the coach is challenging the ruling of the previous play.
 - After a review has been completed, if the on-field ruling is reversed, that team's time out will not be charged.
 - After a review has been completed and the on-field ruling is not reversed, the charged team time out counts as one of the three permitted that team for that half or for that extra period.
 - A head coach may not challenge a ruling in which the game was stopped and a decision has already been made by the replay official.
 - If a head coach requests a team time out to challenge an on-field ruling and the play being challenged is not reviewable, the time out shall count as one of the three permitted the team during that half of the game or for that extra period. If all team timeouts have been used, a delay penalty will be assessed.
 - A head coach may not challenge an on-field ruling if all the team's timeouts have been used for that half or for that extra period.
 - Each head coach shall be permitted one challenge per game.

When to Stop a Game

Article 2.

- A game may be stopped, either by the instant replay official or by a head coach's challenge at any time before the ball is next put in play.
- No game official may request that a game be stopped and a play be reviewed.

Section 6. Reviewing an On-field Ruling

Procedures

Article 1.

- When a game is to be stopped either by the replay official or by a head coach's challenge, the designated officials on the field will be notified by a buzzer system or other appropriate means.
- The referee shall announce that the ruling on the field is being reviewed. If the game has been stopped due to a head coach's challenge, the referee will so indicate in the announcement.
- All reviews shall be based upon video evidence provided by and coming directly from the televised production of the game. If there is no television available, all video pictures shall come from the in-stadium video board production.
- After the referee has conferred with the replay official and the review process has been completed, the referee shall make one of the following announcements:
 - If the video evidence confirms the on-field ruling: "After review, video confirms the call on the field."
 - If there is no indisputable (conclusive) evidence to reverse the on-field ruling: "After review, the ruling on the field stands."
 - If the on-field ruling is reversed: "After review, there is indisputable (conclusive) video evidence that ... [followed by a brief description of the video evidence]. Therefore, ... [followed by a brief description of what the reversal means]."
- If a ruling is reversed, the replay official shall supply the referee with all pertinent data as needed (next down, distance, yard line, position of the ball, clock status/adjustment) in order to resume play under the correct game conditions.

Time Restrictions

Article 2.

- Although each head coach is limited to one challenge per game, there is no restriction on the number of times the replay official may stop a game to review an on-field ruling.
- If the game is stopped to review a play, there is no time limit for the review process.

Section 7. Reversing an On-Field Ruling

Criterion for Reversal

Article 1. In order to reverse an on-field ruling, the replay official must see indisputable video evidence through one or more video replays provided to the monitor.



2007 NCAA Rules Changes

Rule 3-1-1

The coin toss begins when the field captains leave the nine-yard marks and ends when the captains return to the nine-yard marks.

Rationale: This change clarifies when the coin toss begins and ends and avoids unnecessary confrontations between teams.

Rule 3-2-2-h

Following television timeouts, the ready for play period will, with the teams on the field, be 15 seconds. Exception: Free kicks.

Rationale: This change will eliminate some dead time during televised games and encourage teams to be on the field ready for play. The committee estimates about three minutes of time savings.

Rule 3-2-2-i.

This proposal alters the inadvertent whistle rule to read: " (i). If an inadvertent whistle occurs on a play and the down is replayed under the provisions of Rule 4-1-2-b, then the time and status of the game clock and play clock shall be reset to their position prior to the play in which the inadvertent whistle occurs. If necessary, instant replay can be consulted to determine the exact time and status of the game clock and the play clock."

Rationale: This allows an official to add lost clock time in the rare case where an inadvertent whistle is blown.

Rule 3-2-5

When the ball is free-kicked, the game clock shall be started when the ball is legally touched in the field of play or crosses the goal line after being touched legally by Team B in its end zone and subsequently stopped when the ball is dead by rule.

Rationale: This reverts to the 2005 rule. The 2006 rule, which started the clock when the ball was kicked, created some difficult situations at the end of the half and game and the rule overall did not achieve its intended effect.

Rule 3-2-5-e

When Team B is awarded a first down, the game clock is stopped and starts on the snap.

Rationale: This reverts back to the 2005 rule. This rule change last year was a large part of changes that eliminated about 16 plays from the game and cut about 15 minutes of elapsed time off of the game. The committee believes the elimination of participation opportunities for student-athletes is too much and addressed the overall length of game issues in other ways.

Rule 3-3-7-a

A team timeout is 30 seconds plus the 25-second play clock interval. This provision will only apply to televised games. Conference television contracts will supersede this rule. (For example, if a team calls a timeout and a conference television agreement allows for a television timeout to be used, this timeout extends to a full media timeout. The television partners - through normal protocols - make the decision through their timeout coordinator when the ball should be whistled ready for play.)

Rationale: This change eliminates 30 seconds from team timeouts. The committee believes many timeouts are called to simply stop the clock (or when a team has formation, substitution or play clock problems). This reduction in time will save about three to six minutes, depending on how many timeouts are used during the game.

Rule 3-4-2-a (Possible Implementation in 2008)

Consuming more than 40 seconds to put the ball in play after declared ready for play is an illegal delay. When the play is completed, the 40 second clock will start. The administrative duties listed below would continue to use the 25 second play clock.

Exceptions (administrative duties):

- Free kick.
- Measurements
- Fumbles.
- Penalties.
- Touchbacks.
- Injury timeouts.
- Live ball out of bounds.
- Team B awarded a first down.
- Team timeouts.
- Try.

Rationale: This possible change is being raised now to alert conferences and teams to the change in how the ball will be marked ready for play. The AFCA is in strong support of this system of play clock management and believes it will bring more consistency to the pace of play. The rules committee has been asked by the Playing Rules Oversight Panel to collect information through-out this season to determine the effect of this possible change.

Rule 6-1-1

Unless relocated by penalty, the kicking team's restraining line on kickoffs shall be the 30-yard line.

Rationale: This change will create more kickoff returns and therefore create more action. This change will save about one minute of playing time and eliminate a play with no action (touchbacks).

Rule 6-1-2

Insertion following the second sentence in the rules regarding kickoffs:

"...between the inbounds lines. **The referee shall declare the ball ready for play when the kicker receives the ball from the official.** After the ball is ready ..."

Rationale: This change will eliminate some down time when the kicker receives the ball. When the kicker receives the ball, the kicker will have 25 seconds to kick. This will save about two minutes of elapsed time in the game.

Rule 6-2-1-Penalty

Penalty for a free kick out of bounds altered to be five yards from the previous spot or the receiving team awarded the ball 35 yards beyond Team A's restraining line.

Rationale: This change is in relation to the kickoff spot being moved to the 30-yard line. The committee decided that the penalty for a kickoff out of bounds should remain at the 35-yard line (or 35 yards from the spot it was kicked). Teams also have the option of moving the kicking team back five yards and kicking again.

Rules 7-1-3, 7-1-4, 9-1-2, 9-3-3-a

Team A fouls added to administration of all kicks at the previous spot or succeeding spot.

Rationale: This change allows penalties to be assessed on the kicking team at the end of the run, if the receiving team chooses. This change is estimated to save about two minutes of elapsed time, depending on how many times this change occurs in a game.

Rule 9-3-5-b-3

Defensive players may not "be picked up by a teammate or **elevated, propelled or pushed.**"

Rationale: This change is intended to address blocks on extra points and field goals where linemen are pushed from behind by other players, creating a dangerous situation for the kicking team's blocking linemen. This type of blocking scheme is becoming more prevalent and the committee believes it creates a significant safety risk.

Rule 12-3-1

Egregious fouls added to reviewable instant replays:

- Five or three downs, which must be corrected within that series of downs.
- Tackle or interference from bench that goes undetected on the field.
- Kick caught or muffed.

Rationale: These changes allow video replay to correct errors otherwise not allowed by rule, but obvious and correctable.




Gerald Austin
Coordinator of Football Officials

2007 OFFICIALS

Greg Adams	Tom Healey
Ken Antee	Kyle Hunter
Ed Ardito	Tom Hutson
Gerry Austin	Kerry Jackson
Michael Bailey	Chris Jamison
Steve Barth	Paul Jones
Rusty Baynes	Edward Kierce
Allen Baynes	Rimas Kozica
Mark Baynes	Justin Larrew
Delbert Bell	Kenny Long
Chad Bowers	Tony Lombardo
Greg Bradley	Joe Machol
Glen Branch	Mark Marsden
Christopher Bynum	Clay Martin
Gary Calip	Rich McMahan
Britt Choate	Tony Meyer
Otis Cliatt	Kirk Morgan
Chris Cockrell	Larry Neal
Kevin Collins	Roderick Pearson
Tom Compton	Sherrill Pearson
Michael Cooper	Jim Quirk
Ivan Daniels	Morrie Scherrens
James DeBell	Greg Shields
Al Delvento	Rodney Shows
Ashley Detillier	Brad Smith
R.G. Detillier	David Smith
Merrill Eason	Reggie Smith
Brad Edwards	S.B. Thomas
David Epperley	Scott Vaughan
Avery Fields	Chad Walker
Steve Fleming	Terry Williams
Johnnie Forte	Mark Windham
Scott Gasaway	Wayne Winkler
George Geiss	Dick Wittenberg
Gil Gelbke	Gerald Woodruff
Mike Hagan	Ben Young
Jerry Harris	

EAST CAROLINA



QUICK FACTS

Location: Greenville, N.C.
 Founded: 1907
 Enrollment: 23,164
 Nickname: Pirates
 Colors: Purple and Gold
 Stadium: Dowdy-Ficklen Stadium (43,000)
 Field Surface: Natural Grass
 Chancellor: Dr. Steve Ballard
 FAR: Dr. David Dossier
 Athletics Director: Terry Holland
 SWA: Rosie Thompson
 Head Coach: Skip Holtz

SPORTS INFORMATION

Media Relations Director: Tom McClellan
 Office Phone: 252/737-4522
 Home Phone: 252/321-1454
 Cell Phone: 252/414-0990
 Fax: 252/737-4528
 E-Mail: mcclellant@ecu.edu
 Website: www.ECUPirates.com
 Press Box Phone: 252/328-4697

FOOTBALL FACTS


Basic Offense: Multiple
 Basic Defense: Multiple
 Lettermen Returning/Lost: 54/20
 Starters Returning:
 Offense 5
 Defense 8
 Specialists 2
 2006 Record: 7-6
 2006 C-USA Record: 5-3
 2006 Postseason: Papajohns.com Bowl
 All-Time Record: 363-343-11 (.514)
 Bowl Appearances: 13
 Bowl Record: 7-6-0
 Last Appearance: 2006, Papajohns.com Bowl

KEY DATES

Players Report: August 2
 Media Day: August 4
 Fall Classes Begin: August 22

DID YOU KNOW?

Former ECU student-athletes Robert Lee and Kevin Roach earned selection to the inaugural National Football Foundation & College Hall of Fame (NFF) National Honor Society. Houston, Memphis, SMU, Tulsa and UTEP each had one player named to the inaugural class.



SKIP HOLTZ

Alma Mater: Notre Dame '86
 Career Record: 46-35 (.568) 7 seasons
 Record at East Carolina: 12-12 (.500) 2 seasons
Did You Know?

The Drew Steele-Skip Holtz Golf Classic, in its second year, raises money and creates awareness for The Special Populations of Pitt County which will result in the future construction of the Drew Steele Center.



Dr. Steve Ballard
Chancellor



Terry Holland
Athletic Director



Rosie Thompson
SWA



Tom McClellan
Football SID



2007 SCHEDULE

S1	at Virginia Tech (ESPN)	Noon
S8	NORTH CAROLINA (CSTV)	6:00p
S15	SOUTHERN MISS	6:00p
S22	at West Virginia	TBA
S29	at Houston	7:00p
O6	UCF (CSTV)	7:30p
O13	at UTEP	9:05p
O20	N.C. STATE (CSTV)	4:30p
O27	UAB	3:00p
N3	at Memphis	Noon
N10	at Marshall	4:30p
N24	TULANE	1:00p

All times are Eastern and subject to change
Conference games in bold italic.

2006 RESULTS

S2	at Navy (CSTV)	L	23-28	0-1
S9	at UAB	L	12-17	0-2
S16	MEMPHIS	W	35-20	1-2
S23	(4) W. VIRGINIA (ESPN2)	L	10-27	1-3
O7	VIRGINIA (CSTV)	W	31-21	2-3
O14	TULSA	L	10-31	2-4
O21	SMU	W	38-21	3-4
O28	at Southern Miss (CSTV)	W	20-17 (ot)	4-4
N4	at UCF	W	23-10	5-4
N11	MARSHALL	W	33-20	6-4
N18	at Rice	L	17-18	6-5
N25	at N.C. State (ESPN U)	W	21-16	7-5
D23	vs. USF (ESPN2)	L	7-24	7-6

(Papajohns.com Bowl)



Quentin Cotton

HEAD COACH SKIP HOLTZ

Hometown: Willimantic, Conn.
 Alma Mater: Notre Dame '86
 Birthdate: March 12, 1964

COACHING EXPERIENCE

2005-	East Carolina	Head Coach – 12-12-0 (.500) - 2 seasons
2004	South Carolina	Assistant Head Coach/ Quarterbacks Coach
1999-2003	South Carolina	Assistant Head Coach/ Offensive Coordinator
1994-98	Connecticut	Head Coach - 34-23-0 (.596) – 5 seasons
1992-93	Notre Dame	Offensive Coordinator
1990-91	Notre Dame	Wide Receivers Coach
1989	Colorado State	Wide Receivers Coach
1987-88	Florida State	Graduate Assistant Coach

Career Record: 46-35-0 (.568) - 7 seasons

COACHING STAFF

Assistant Head Coach/Defensive Backs: Rick Smith (Florida State '71)
 Offensive Coordinator/Offensive Line: Steve Shankweiler (Davidson '74)
 Offensive Coordinator/Quarterbacks: Todd Fitch (Ohio Wesleyan '86)
 Defensive Coordinator/Linebackers: Greg Hudson (Notre Dame '90)
 Wide Receivers: Donnie Kirkpatrick (Lenoir-Rhyne '82)
 Tight Ends: Phil Petty (South Carolina '01)
 Defensive Tackles: Rock Roggeman (Notre Dame '85)
 Running Backs: Junior Smith (East Carolina '97)
 Defensive Ends/Special Teams Coordinator: Vernon Hargreaves (Connecticut '86)
 Staff Assistant - Offense: Paul Troth (Liberty '05)
 Staff Assistant - Defense: Tim Carter (Tulane '01)

FOOTBALL OFFICE

Phone: 252/737-4568 Fax: 252/737-4646

NOTING THE PIRATES

- The Pirates made their first bowl appearance since 2001 when they played in the inaugural Papajohns.com Bowl in Birmingham last December, falling to USF, 24-7.
- ECU returns 73 percent of its lettermen and nearly 60 percent of its starters (45.5/offense, 72.7/defense). In addition, 30 members of the 2007 spring roster are upperclassmen (57.7 percent).
- After ranking 10th in C-USA in total defense in 2005 (402.5 yards per game) and last in rushing defense (217.6), ECU improved to third in total defense (329.3 ypg) and sixth in rushing defense (145.2 ypg) in 2006.
- Junior LB **Quentin Cotton** is the team's leading returning tackler after placing second with 68 stops last season. He posted a team-high eight TFL's, had a pair of sacks and one interception.
- Senior CB **Travis Williams** posted 55 tackles (36 solo) last season with a team-high eight pass breakups. He also had three interceptions and ranked among C-USA's leaders in passes defended per game (0.91). Williams is also slated to be the team's punt returner after splitting those duties last season.
- Senior RB/WR **Chris Johnson** was a first team all-C-USA selection as a return specialist last season. He had a team-best 972 all-purpose yards in 2006 (314 rushing, 176 receiving and 482 kickoff return).

2006 TEAM STATISTICS

CATEGORY	EAST CAROLINA	OPPONENTS
First Downs	264	242
Rushes-Yards	450-1502	476-1887
Rushing Yards/Game	115.5	145.2
Passes Att./Comp./Int.	430-248-11	376-222-16
Completion Pct.	.576	.591
Passing Yards	3024	2394
Passing Yards/Game	232.6	184.2
Total Off. Plays/Yds	880-4526	852-4281
Total Offense/Game	348.2	329.3
Punts-Average	52-42.8	59-39.2
Punt Returns-Avg.	18-9.0	22-12.3
Kickoff Returns-Avg.	36-19.7	42-19.0
Interceptions-Yards	16-214	11-154
Fumbles-Lost	23-12	23-11
Penalties-Yards	59-511	57-494
3rd Down Conversions	80-186	64-172
3rd Down Conversion Percentage	.430	.372
4th Down Conversions	10-18	19-24
4th Down Conversion Percentage	.556	.792
Sacks By-Yards	18-100	27-199
Avg. Time of Possession	30:08	29:52

2006 INDIVIDUAL LEADERS

RUSHING	ATT.	YDS.	AVG.	TD	LONG
Brandon Fractious	155	660	4.3	4	37
Chris Johnson	78	314	4.0	4	43
TOTALS	450	1502	3.3	16	43

PASSING	ATT.	COMP	PCT.	INT	YARDS	TD
James Pinkney	397	232	.584	10	2783	12
TOTALS	430	248	.577	11	3024	13

RECEIVING	REC	YDS.	AVG.	TD	LONG
Aundrae Allison	62	708	11.4	4	53
Phillip Henry	34	484	14.2	2	56
Bobby Good	26	392	15.1	1	48
TOTALS	248	3024	12.2	13	56

FIELD GOALS	MADE-ATT.	PCT.	LONG
Robert Lee	14-23	.609	48
TOTALS	17-28	.607	48

PUNTING	NO.	YARDS	AVG.	IN 20	LONG
Ryan Dougherty	51	2226	43.6	15	72
TOTALS	51	2226	42.8	15	72

TACKLES	SOLOS	AST	TOTAL
Jamar Flournoy	40	33	73
Quentin Cotton	34	34	68
Pierre Bell	38	28	66
Fred Wilson	39	25	64
Van Eskridge	37	23	60
TOTALS	534	340	874

INTERCEPTIONS	NO.	YDS.	AVG.	TD
Kasey Ross	4	128	32.0	2
Pierre Parker	4	5	1.2	0
TOTALS	16	214	13.4	3

Great Coach in Pirates History

Pat Dye (1974-1979) 48-18-1

During Dye's six years as head football coach, East Carolina enjoyed unbridled success. He concluded his ECU career in 1979 with a record of 48-18-1, which ranks as the fourth-most wins by any coach in school history and produced the highest winning percentage of any coach to man the sidelines in at least 20 games. His Pirates won at least seven games each year, including a pair of nine-win seasons in 1976 and '78. He was elected to the College Football Hall of Fame in 2005 and officially inducted into the East Carolina University Athletics Hall of Fame on Oct. 6, 2006 after being elected a year earlier.

2007 DEPTH CHART

(Returning Starters in Bold)

LETTERMEN

Returning/Lost: 54/20

STARTERS

Offensive Returning/Lost: 5/6
 Defensive Returning/Lost: 8/3
 Special Teams Returning/Lost: 2/2

OFFENSE

WR Jamar Bryant, Alex Taylor
 OT Willie Barton, Travis Melvin
 OG **Matt Butler** or **Cory Dowless**, Josh Stahl
 C Stephen Heis, Fred Hicks
 OG Doug Palmer, Sean Allen
 OT **Josh Coffman**/D.J. Scott
 TE **Davon Drew**, J.R. Kraemer or Jay Sonnhalter*
 QB Rob Kass, Patrick Pinkney or Brett Clay
 FB Jason Simmons, Kevin Gidrey
 RB Chris Johnson or Dominique Lindsay, Norman Whitley
 WR Phillip Henry, Dwayne Harris
 WR Steven Rogers, Juwon Crowell or Kyle Johnson

DEFENSE

DE **Marcus Hands**, C.J. Wilson
 DT Khalif Mitchell*, Jay Ross
 DT Mark Robinson, Brandon Setzer or Willie Smith
 DE Zach Slate, Scotty Robinson
 LB **Quentin Cotton***, Jeremy Chambliss
 LB **Fred Wilson**, Nick Johnson
 LB **Pierre Bell***, Dalvon Mack
 CB Jerek Hewett, Dekota Marshall
 SS Chris Mattocks, J.J. Milbrook
 FS Van Eskridge, Melvin Patterson
 CB Leon Best, **Travis Williams**


SPECIALISTS

PK Ben Hartman, Murphy Paderick
 P Nathan Przestrzelski or Matt Dodge
 KR **Chris Johnson**, Jerek Hewett
 PR **Travis Williams** or Dwayne Harris or Steven Rogers

* did not participate in spring drills (injury)

KEY LOSSES

QB James Pinkney
 WR Aundrae Allison
 WR Bobby Good
 RB Brandon Fractious
 OL Eric Graham
 FS Jamar Flournoy
 CB Kasey Ross
 P Ryan Dougherty
 K Robert Lee
 SS Pierre Parker



Davon Drew

2007 SPRING SIGNEES

Name	Pos	Ht	Wt	Yr.	Hometown/HS, JC or College
Nick Adams	WR	6-1	184	Fr.	Walterboro, S.C./Colleton County
Antonio Allison	DL	6-4	300	Fr.	Statesville, N.C./West Iredell
Steven Baker	DL	6-8	315	Fr.	Rocky Mount, N.C./Northern Nash
Derek Blacknall	DB	5-11	168	Fr.	Greensboro, N.C./Dudley
Michael Byrd	TE	6-4	226	Fr.	Thomasville, N.C./Thomasville
Julian Carter	DB	6-2	180	Fr.	New Bern, N.C./New Bern
Rodney Cox	ATH	6-6	230	Fr.	Angier, N.C./Harnett Central
Emanuel Davis	DB	5-11	190	Fr.	Manteo, N.C./Manteo
Darryl Freeney	WR	5-11	185	Fr.	Suffolk, Va./Nansemond River
Austin Haynes	LB	6-2	210	Fr.	Jacksonville, N.C./Southwest Onslow
Ben Herlocker	FB	6-0	206	Fr.	Charlotte, N.C./Charlotte Catholic
Antwan Jones	DL	6-6	320	Fr.	Pinnacle, N.C./West Stokes
DeAndre' Jones	DB	6-1	180	Fr.	New Bern, N.C./West Craven
Linval Joseph	DL	6-6	308	Fr.	Alachua, Fla./Santa Fe
T.J. Lee	WR	6-0	200	Jr.	Raleigh, N.C./Bakersfield JC
D.J. McFadden	QB	6-2	210	Fr.	Charlotte, N.C./Independence
DaRonte McNeil	RB	6-2	217	Fr.	Elizabeth City, N.C./Northeastern
Maurice Mercer	DL	6-5	245	Fr.	Nashville, N.C./Nash Central
Cliff Perryman	LB	6-1	218	Fr.	Richmond, Va./Hermitage
J.R. Rogers	RB	5-11	190	Jr.	Raleigh, N.C./Bakersfield JC
Steve Spence	LB	6-2	221	Fr.	Norfolk, Va./Maury
Matt Thompson	DB	6-2	195	Fr.	Mebane, N.C./Eastern Alamance
Will Towery	TE	6-5	255	Fr.	Asheville, N.C./A.C. Reynolds
Devon Wallace	DB	6-2	195	Fr.	Burlington, N.C./Southern Alamance
Jonathan Williams	RB	6-1	190	Fr.	Greenville, N.C./J.H. Rose
Tyrell Worthington	RB	6-0	180	Fr.	Greenville, N.C./South Central

2007 ROSTER

No	Name	Pos	Ht	Wt	Yr	Exp	Hometown/HS, JC or College
54	Sean Allen	OL	6-3	303	So.	1L	Wilson, N.C./Hunt
56	Chris Atkins	DL	6-3	222	Fr.	RS	Chattahoochee, Fla./West Gadsden
	Darnell Ballard	RB	5-7	192	So.	SQ	Fayetteville, N.C./Cape Fear
69	Willie Barton	OL	6-5	350	Jr.	SQ	Palmetto, Fla./Georgia Military
	Corey Bass	DS	6-0	240	Jr.	SQ	Raleigh, N.C./Mississippi State
65	Travis Bastin	OL	6-1	304	Fr.	RS	Newport, N.C./East Carteret
	Kris Bell	DB	6-0	195	So.	SQ	Raleigh, N.C./Sanderson
34	Pierre Bell	LB	6-2	238	Jr.	2L	Vanceboro, N.C./West Craven
33	Leon Best	DB	6-0	200	Jr.	1L	Kinston, N.C./North Lenoir
	Justin Brockmeyer	RB	5-10	190	Jr.	TR	Pasadena, Md./McDaniel College
	Javon Brumsey	WR	6-4	190	Fr.	HS	Elizabeth City, N.C./Northeastern
10	Jamar Bryant	WR	6-2	205	So.	1L	Hamlet, N.C./Richmond County
	Stanley Bryant	TE	6-5	265	Jr.	TR	Goldsboro, N.C./Elizabeth City State
	Jeremy Bullard	WR	6-1	200	Jr.	SQ	Raleigh, N.C./Hudson Valley CC
	Jeremy Bullock	DB	6-0	182	So.	SQ	Littleton, N.C./Northwest Halifax
68	Matt Butler	OL	6-4	309	Sr.	3L	Salisbury, N.C./Salisbury
74	Terence Campbell	OL	6-5	332	So.	1L	Maxton, N.C./Purnell Swett
49	Jeremy Chambliss	LB	6-0	222	So.	1L	Tyrone, Ga./Douglass
97	Wendell Chavis	DL	6-2	280	Sr.	2L	Ahoskie, N.C./Hertford County
11	Brett Clay	QB	6-0	207	So.	1L	Concord, N.C./Robinson
76	Josh Coffman	OL	6-7	300	Sr.	3L	Palmetto, Fla./Palmetto
50	Quentin Cotton	LB	6-2	224	Jr.	2L	High Point, N.C./Glenn
82	Qwun Crowell	WR	6-2	190	Sr.	2L	Winston-Salem, N.C./Carver
	Kwaku Danso	DL	6-6	338	So.	HS	Kumasi, Ghana/Opoku Ware
	Matt Dodge	PK/P	6-2	203	So.	TR	Morehead City, N.C./Appalachian State
75	Cory Dowless	OL	6-5	313	So.	1L	Franklinville, N.C./Eastern Randolph
3	Davon Drew	TE	6-4	247	Jr.	1L	New Bern, N.C./New Bern
37	Van Eskridge	DB	6-0	206	So.	1L	Shelby, N.C./Shelby
60	Andrew Farr	OL	6-4	285	Fr.	RS	Pell City, Ala./Hargrave Military
25	Orlando Farrow	LB	6-3	221	Sr.	SQ	Georgetown, Del./Lackawanna College
45	Kevin Gidrey	FB	6-2	250	Fr.	RS	Virginia Beach, Va./Kempsville
	James Graham	DL	6-1	255	Sr.	SQ	Elizabethtown, N.C./St. Augustines College
	Anthony Green	WR	6-2	180	Fr.	RS	Concord, N.C./Central Cabarrus
	Spencer Hampton	DB	5-10	205	Fr.	RS	Greenville, N.C./D.H. Conley
92	Marcus Hands	DL	6-5	277	Jr.	2L	Wilmington, N.C./Laney
89	Craig Harper	DL	6-4	265	Sr.	SQ	Rocky Mount, N.C./Rocky Mount
27	Dwayne Harris	WR	6-0	190	Fr.	RS	Stone Mountain, Ga./Tucker
30	Ben Hartman	PK	5-11	195	So.	1L	Winston-Salem, N.C./North Davidson
72	Stephen Heis	OL	6-5	292	So.	1L	Cincinnati, Ohio/Anderson
32	Phillip Henry	WR	6-0	180	Sr.	2L	Elizabeth City, N.C./Elizabeth City State
35	Jerek Hewett	DB	5-11	184	Jr.	2L	Shalotte, N.C./West Brunswick
28	Michael Hickman	WR	6-1	212	Sr.	1L	Greenville, N.C./D.H. Conley
67	Fred Hicks	OL	6-0	306	Jr.	2L	Seffner, Fla./Armwood
46	A.J. Johnson	LB	6-2	245	Fr.	RS	Atlanta, Ga./So.uthside
5	Chris Johnson	RB/WR	5-11	200	Sr.	3L	Orlando, Fla./Olympia
88	Kyle Johnson	WR	6-3	209	So.	1L	Charlotte, N.C./Hopewell
44	Nick Johnson	LB	6-1	226	So.	1L	Charlotte, N.C./East Mecklenburg
	Derrick Jones	RB	6-1	226	Jr.	TR	Elizabethtown, N.C./Louisburg
14	Rob Kass	QB	6-4	250	So.	1L	Longwood, Fla./Lake Highland
87	J.R. Kraemer	TE	6-5	237	Jr.	SQ	Wildwood, Mo./Illinois

No	Name	Pos	Ht	Wt	Yr	Exp	Hometown/HS, JC or College
48	Durwin Lamb	LB	6-1	245	Sr.	3L	Opa-Locka, Fla./Pace
62	Larry Lease	OL	6-2	283	Fr.	RS	North Fort Myers, Fla./North Fort Myers
24	Dominique Lindsay	RB	5-10	212	Jr.	2L	Charlotte, N.C./Independence
	Dalvon Mack	LB	6-0	243	Jr.	SQ	Fayetteville, N.C./Livingston College
23	Dekota Marshall	DB	6-1	189	Fr.	RS	Jacksonville, N.C./So.uthwest Onslow
38	Chris Mattocks	DB	6-0	206	So.	1L	New Bern, N.C./New Bern
	Taylor Mazzone	QB	6-1	195	So.	SQ	Raleigh, N.C./Mississippi
64	Travis Melvin	OL	6-6	265	Fr.	RS	Fayetteville, N.C./Cape Fear
20	J.J. Milbrook	DB	5-9	203	Jr.	1L	Miami, Fla./Pace
98	Khalif Mitchell	DL	6-6	320	Jr.	SQ	Virginia Beach, Va./North Carolina
42	Danny Muhwezi	LB	6-3	233	Sr.	1L	Germantown, Md./Lackawanna College
88	Erik Nowell	WR	5-9	160	So.	SQ	Charlotte, N.C./West Mecklenburg
31	Lorenzo Osborne	LB	6-3	188	So.	1L	Atlanta, Ga./Mays
	Nweike Osemene	DL	6-5	285	Sr.	TR	Columbia, S.C./A.C. Flora
	Murphy Paderick	PK	5-11	200	Fr.	RS	Sanford, N.C./Lee County
70	Doug Palmer	OL	6-3	315	So.	1L	Fayetteville, N.C./Byrd
	Eddie Palmer	OL	6-1	268	Sr.	SQ	Charlotte, N.C./St. Augustines
9	Melvin Patterson	DB	6-3	215	Fr.	RS	Alachua, Fla./Santa Fe
15	Patrick Pinkney	QB	6-0	195	Jr.	SQ	Fayetteville, N.C./Pine Forest
63	Doug Polochak	OL	6-4	283	Fr.	RS	Ponte Vedra Beach, Fla./Nease
5	Nathan Przeszelski	P	6-5	175	Fr.	RS	Black Mountain, N.C./Charles D. Owen
59	Wilson Raynor	DS	6-2	229	Jr.	2L	Dunn, N.C./Hargrave Military
	Darryl Reynolds	DB	6-1	185	Fr.	HS	New Bern, N.C./New Bern
96	Mark Robinson	DL	6-3	286	Sr.	3L	Longwood, Fla./Lyman
53	Scotty Robinson	DL	6-4	247	So.	1L	Salisbury, N.C./Salisbury
83	Steven Rogers	WR	6-0	186	Sr.	2L	Augusta, Ga./Evans
90	Jay Ross	DL	6-3	315	So.	1L	Wilmington, N.C./New Hanover
66	D.J. Scott	OL	6-6	307	Fr.	RS	Green Cove Springs, Fla./Clay
93	Brandon Setzer	OL	6-6	303	Jr.	2L	Thomasville, N.C./Hargrave Military
	Brandon Simmons	RB	6-1	223	Jr.	1L	Newton Grove, N.C./Elizabeth City State
	Jason Simmons	FB	6-0	227	Jr.	1L	Newton Grove, N.C./Elizabeth City State
	Travis Simmons	DB	5-10	175	Fr.	HS	Tallahassee, Fla./Florida A&M HS
41	Zach Slate	DL	6-5	227	Jr.	2L	Melbourne, Fla./Melbourne
	Joseph Sloan	QB	5-11	180	So.	SQ	Chester, Va./Thomas Dale
94	Willie Smith	DL	6-6	242	Fr.	RS	Kenly, N.C./North Johnston
91	Jay So nnhalter	TE	6-5	262	Sr.	2L	Cary, N.C./Wingate
73	Josh Stahl	OL	6-4	333	So.	1L	Jacksonville, N.C./Jacksonville
85	Martin Tanski	TE	6-3	257	So.	SQ	Raleigh, N.C./Wakefield
81	Alex Taylor	WR	6-4	215	So.	1L	Greensboro, N.C./Southwest Guilford
40	Kurtis von Bargaen	DB	5-10	194	Jr.	SQ	Midlothian, Va./Benedictine
	David Ward	FB	5-11	234	Jr.	TR	Raleigh, N.C./Elon
	DeMorio Waymon	WR	6-3	185	Fr.	HS	Tallahassee, Fla./Rickards
33	Norman Whitley	RB	5-9	185	Fr.	RS	Hamlet, N.C./Richmond County
52	Jarrett Wiggins	LB	6-5	225	Jr.	2L	Camden, S.C./Camden
8	Travis Williams	DB	5-10	182	Sr.	3L	Daytona Beach, Fla./Atlantic
95	C.J. Wilson	DL	6-4	265	So.	1L	Belhaven, N.C./Northside
51	Fred Wilson	LB	6-2	250	Sr.	1L	Cross, S.C./Georgia Military
24	Ronald Wright	DB	6-1	187	So.	1L	Wilson, N.C./Hunt




Chris Johnson



Phillip Henry



Mark Robinson



Fred Wilson

YEAR	COACH	OVERALL	C-USA	BOWL	YEAR	COACH	OVERALL	C-USA	BOWL
2006	Skip Holtz	7-6-0	5-3	Papajohns.com	1966	Clarence Stasavich	4-5-1		
2005	Skip Holtz	5-6-0	4-4		1965	Clarence Stasavich	9-1-0		Tangerine
2004	John Thompson	2-9-0	2-6		1964	Clarence Stasavich	9-1-0		Tangerine
2003	John Thompson	1-11-0	1-7		1963	Clarence Stasavich	9-1-0		Eastern
2002	Steve Logan	4-8-0	4-4		1962	Clarence Stasavich	5-4-0		
2001	Steve Logan	6-6-0	5-2	GMAC	1961	Jack Boone	5-4-1		
2000	Steve Logan	8-4-0	5-2	gallery-furniture.com	1960	Jack Boone	7-3-0		
1999	Steve Logan	9-3-0	4-2	Mobile Alabama	1959	Jack Boone	5-6-0		
1998	Steve Logan	6-5-0	3-3		1958	Jack Boone	6-4-0		
1997	Steve Logan	5-6-0	4-2		1957	Jack Boone	1-8-0		
1996	Steve Logan	8-3-0			1956	Jack Boone	2-6-1		
1995	Steve Logan	9-3-0		Liberty	1955	Jack Boone	4-5-0		
1994	Steve Logan	7-5-0		Liberty	1954	Jack Boone	5-4-1		Elks
1993	Steve Logan	2-9-0			1953	Jack Boone	8-2-0		
1992	Steve Logan	5-6-0			1952	Jack Boone	6-3-2		Lions
1991	Bill Lewis	11-1-0		Peach	1951	Bill Dole	4-6-0		
1990	Bill Lewis	5-6-0			1950	Bill Dole	7-3-0		
1989	Bill Lewis	6-5-0			1949	Bill Dole	4-5-1		
1988	Art Baker	3-8-0			1948	Jim Johnson	0-9-0		
1987	Art Baker	5-6-0			1947	Jim Johnson	3-6-0		
1986	Art Baker	3-8-0			1946	Jim Johnson	5-3-1		
1985	Art Baker	2-9-0			1941	John Christenberry	7-0-0		
1984	Ed Emory	2-9-0			1940	John Christenberry	5-3-0		
1983	Ed Emory	8-3-0			1939	O.A. Hankner	0-8-0		
1982	Ed Emory	7-4-0			1938	J.D. Alexander	1-6-1		
1981	Ed Emory	5-6-0			1937	J.D. Alexander	2-5-0		
1980	Ed Emory	4-7-0			1936	Bo Farley	2-2-0		
1979	Pat Dye	7-3-11		Independence	1935	G.L. Mathis	3-3-0		
1978	Pat Dye	9-3-0			1934	G.L. Mathis	1-4-1		
1977	Pat Dye	8-3-0			1933	Kenneth Beatty	1-5-0		
1976	Pat Dye	9-2-0			1932	Kenneth Beatty	0-5-0		
1975	Pat Dye	8-3-0							
1974	Pat Dye	7-4-0							
1973	Sonny Randle	9-2-0							
1972	Sonny Randle	9-2-0							
1971	Sonny Randle	4-6-0							
1970	Mike McGee	3-8-0							
1969	Clarence Stasavich	2-7-0							
1968	Clarence Stasavich	4-6-0							
1967	Clarence Stasavich	8-2-0							

BOWL RESULTS (7-6)

Bowl	Opponent	Result	Year
Papajohns.com	USF	L, 7-24	2006
GMAC	Marshall	L, 61-64 (2ot)	2001
galleryfurniture.com	Texas Tech	W, 40-27	2000
Mobile Alabama	TCU	L, 14-28	1999
Liberty	Stanford	W, 19-13	1995
Liberty	Illinois	L, 0-30	1994
Peach	North Carolina St.	W, 37-34	1992
Independence	Louisiana Tech	W, 35-13	1978
Tangerine	Maine	W, 31-0	1965
Tangerine	Massachusetts	W, 14-13	1964
Eastern	Northeastern	W, 27-6	1963
Elks	Morris-Harvey	L, 0-12	1954
Lions	Clarion College	L, 6-13	1952



HOUSTON

QUICK FACTS

Location: Houston, Texas
 Founded: 1927
 Enrollment: 35,400
 Nickname: Cougars
 Colors: Scarlet and White with Navy Trim
 Stadium: John O'Quinn Field at Robertson Stadium (32,000)
 President: Dr. John Rudley (Interim)
 Field Surface: Natural Grass
 FAR: Richard Scamell
 Athletic Director: Dave Maggard
 SWA: TBA
 Head Coach: Art Briles

SPORTS INFORMATION

Associate AD/Football SID: Chris Burkhalter
 Office Phone: 713/743-9404
 Cell Phone: 713/775-1542
 Fax: 713/743-9411
 E-Mail: cburkha@central.uh.edu
 Website: www.UHCougars.com
 Press Box Phone: 713/743-0550

FOOTBALL FACTS

Basic Offense: Multiple
 Basic Defense: 3-4
 Lettermen Returning/Lost: 52/18
 Starters Returning:
 Offense 8
 Defense 8
 Specialists 1
 2006 Record: 10-4
 2006 C-USA Record: 7-1
 2006 Postseason: AutoZone Liberty Bowl
 All-Time Record: 339-314-15 (.519)
 Bowl Appearances: 17
 Bowl Record: 7-9-1
 Last Appearance: 2006, Liberty

KEY DATES

Players Report: August 1
 Media Day: August 11
 Fall Classes Begin: August 20

DID YOU KNOW?

When Houston hosts Marshall on November 17, it will be the first-ever contest on the gridiron between these two conference rivals.



ART BRILES

Alma Mater: Texas Tech '79
 Career Record: 26-24 (.520) 4 seasons
 Record at Houston: 26-24 (.520) 4 seasons

Did You Know?

Art Briles earned the prestigious Johnny Vaught Head Coach Award from the All-American Football Foundation after leading the Cougars to a 10-4 record and C-USA Championship title in 2006.



Dr. John Rudley (Interim)
President



Dave Maggard
Athletic Director



Chris Burkhalter
Football SID



2007 SCHEDULE

S1	at Oregon	2:30p
S15	at Tulane	6:00p
S22	COLORADO STATE (CSTV)	3:30p
S29	EAST CAROLINA	6:00p
O6	at Alabama	TBA
O13	RICE (CSTV)	2:30p
O20	at UAB	6:00p
O27	at UTEP	8:05p
N4 (Sun.)	SMU (ESPN)	7:00p
N10	at Tulsa	2:00p
N17	MARSHALL	4:00p
N24	TEXAS SOUTHERN	2:30p

All times are Central and subject to change
Conference games in bold Italic.

2006 RESULTS

S2	at Rice (CSTV)	W	31-30	1-0
S9	TULANE	W	45-7	2-0
S16	GRAMBLING	W	42-22	3-0
S23	OKLAHOMA STATE (CSTV)	W	34-25	4-0
S30	at Miami (Fla.) (ESPN 2)	L	13-14	4-1
O7	LOUISIANA-LAFAYETTE	L	28-31	4-2
O14	at Southern Miss	L	27-31	4-3
O21	UTEP	W	34-17	5-3
O28	UCF (CSTV)	W	51-31	6-3
N4	TULSA (CSTV)	W	27-10	7-3
N11	at SMU	W	37-27	8-3
N18	at Memphis	W	23-20 (ot)	9-3
D1	SOUTHERN MISS	W	34-20	10-3
	(C-USA Championship Game)			
D29	vs. South Carolina (ESPN)	L	36-44	10-4
	<i>(AutoZone Liberty Bowl)</i>			



Phillip Hunt

HEAD COACH ART BRILES

Hometown: Rule, Texas
 Alma Mater: Texas Tech '79
 Birthdate: December 3, 1955

COACHING EXPERIENCE

2003-	Houston	Head Coach – 26-24-0 (.520) - 4 seasons
2000-02	Texas Tech	Assistant/Running Backs
1988-99	Stephensville (Texas) H.S.	Head Coach/Athletics Director
1986-87	Georgetown (Texas) H.S.	Head Coach/Athletics Director
1984-85	Hamlin (Texas) H.S.	Head Coach/Athletics Director
1980-83	Sweetwater (Texas) H.S.	Assistant
1979	Sundown (Texas) H.S.	Assistant

Career Record: 26-24-0 (.520) - 4 seasons

COACHING STAFF

Co-Offensive Coordinator/Offensive Line: Randy Clements
 Stephen F. Austin '89)
 Defensive Line/Special Teams: Tony Fitzpatrick (Miami (Fla.) '83)
 Safeties: Bubba McDowell (Miami (Fla.) '89)
 Tight Ends/Inside Wide Receivers: Rafe Mata (Houston '03)
 Co-Offensive Coordinator/Backs: Phillip Montgomery
 (Tarleton State '95)
 Outside Receivers: George Pugh (Alabama '76)
 Outside Linebackers: Charlie Rizzo (Auburn '76)
 Cornerbacks: Chris Thurmond (Tulsa '75)
 Defensive Coordinator/Inside Linebackers: Alan Weddell (Texas '73)
 Director of Football Operations: Colin Shillinglaw (Northern Iowa '87)

FOOTBALL OFFICE

Phone: 713/743-9388 Fax: 713/743-9428

NOTING THE COUGARS

- The Cougars won the second annual C-USA Football Championship game last season to capture its first league title since winning the inaugural Conference USA championship in 1996. Houston's 10 wins last season were regular season the most since the 1990 team finished 10-1.
- Junior RB **Anthony Alridge** shattered the conference's yards per carry average, rushing 95 times for 959 yards, a 10.1 average. The old record was 7.78 per carry, set by East Carolina's Leonard Henry in 2001.
- Senior ILB **Trent Allen** is the team's leading returning tackler after registering 95 stops last season (49 solo). Fellow ILB **Cody Lubojasky** is next after posting 90 tackles (45 solo), including a team-best seven tackles for loss.
- Seniors **Donnie Avery** and **Jeron Harvey** are the team's leading returning receivers after combining for nearly 100 catches and more than 1,500 yards in 2006. Avery caught 57 passes for 852 yards and five touchdowns, while Harvey grabbed 41 passes for 671 yards and four scores.
- Junior CB **Kenneth Fontenette** is the leading returnee in the secondary. He was second on the team with 13 pass breakups last season, while registering 72 total tackles (56 solo). The secondary could also get a boost by the return of SS **Rocky Schwartz**, a 2005 starter that missed most of last season with a knee injury. In 2005, he posted 114 tackles with six pass breakups.
- The Cougars' four losses last season came by a total of 16 points, an average of 4.0 per game.

2006 TEAM STATISTICS

CATEGORY	HOUSTON	OPPONENTS
First Downs	311	253
Rushes-Yards	490-2356	479-2008
Rushing Yards/Game	168.3	143.4
Passes Att./Comp./Int.	445-300-5	404-232-12
Completion Pct.	.674	.574
Passing Yards	3889	2912
Passing Yards/Game	277.8	208.0
Total Off. Plays/Yds	935-6245	883-4920
Total Offense/Game	446.1	351.4
Punts-Average	41-37.9	47-41.4
Punt Returns-Avg.	21-7.6	25-11.2
Kickoff Returns-Avg.	50-21.4	60-17.1
Interceptions-Yards	12-135	5-74
Fumbles-Lost	21-11	22-13
Penalties-Yards	95-813	77-617
3rd Down Conversions	76-174	90-193
3rd Down Conversion Percentage	.437	.466
4th Down Conversions	19-33	8-22
4th Down Conversion Percentage	.575	.364
Sacks By-Yards	23-138	33-218
Avg. Time of Possession	29:39	30:21

2006 INDIVIDUAL LEADERS

RUSHING	ATT.	YDS.	AVG.	TD	LONG
Anthony Alridge	95	959	10.1	8	87
Jackie Battle	184	943	5.1	15	61
TOTALS	490	2356	4.8	29	87

PASSING	ATT.	COMP	PCT.	INT	YARDS	TD
Kevin Kolb	432	292	.676	4	3809	30
Blake Joseph	8	6	.750	1	56	0
TOTALS	445	300	.674	5	3889	30

RECEIVING	REC	YDS.	AVG.	TD	LONG
Vincent Marshall	80	979	12.2	8	77
Donnie Avery	57	852	14.9	5	56
Jeron Harvey	41	671	16.4	4	74
TOTALS	300	3889	13.0	30	77

FIELD GOALS	MADE-ATT.	PCT.	LONG
Ben Bell	14-18	.778	42
TOTALS	15-20	.750	42

PUNTING	NO.	YARDS	AVG.	IN 20	LONG
Justin Laird	40	1552	38.8	12	60
TOTALS	41	1552	37.9	12	60

TACKLES	SOLOS	AST	TOTAL
Will Gulley	66	39	105
Trent Allen	49	46	95
Cody Lubojasky	45	45	90
Ernest Miller	53	30	83
Kenneth Fontenette	56	16	72
TOTALS	685	457	1142

INTERCEPTIONS	NO.	YDS.	AVG.	TD
Will Gulley	5	43	8.6	0
Ernest Miller	2	11	5.5	0
TOTALS	12	135	11.2	0

Great Coach in Cougars History

Bill Yeoman (1962-1986) 160-108-8

Few men can boast to have had as much an impact on the game of college football as former Cougar head coaching great Bill Yeoman. During his tenure at the University of Houston, Yeoman guided the Cougars to a 160-108-8 all-time record with 11 bowl appearances, including wins in six of those games. His teams won or shared the Southwest Conference championship four times. In addition to his role as the "Father of Cougar Football", Yeoman was the creator of the innovative Veer-T offense, which revolutionized college football and helped give the Cougars the No. 1 offense nationally from 1966 to 1968. For those accomplishments and much more, Yeoman was inducted into the College Football Hall of Fame in 2001.

2007 DEPTH CHART

(Returning Starters in Bold)

LETTERMEN

Returning/Lost: 52/18

STARTERS

Offensive Returning/Lost: 8/5

Defensive Returning/Lost: 8/4

Special Teams Returning/Lost: 1/1

OFFENSE

WR	Jeron Harvey , Tim Monroe, L.J. Castille
SL	Chris Gilbert, Perry McDaniel
WR	Donnie Avery , Brennan Gleason
LT	Matt Hart, Sebastian Vollmer
LG	Jeff Akeroyd , Jerrod Butler
C	Carl Barnett, Matt Parker, Naseri Eteuini
RG	Michael Bloesch , Jared Lindsey, Isaiah Agson
RT	Dustin Dickinson , Jordan Shoemaker, Josh Bell
TE	Mark Hafner , Wesley Scourten, Brian Boehm
QB	Blake Joseph/Case Keenum
RB	Anthony Alridge , Rabndall Antoine, Andre Kohn
*BS	Jake Ebner
*FB	Kenneth Atkins

*Big slot and fullback used in multiple sets

DEFENSE

NT	Cody Pree , Tate Stewart, Isaiah Thompson
DT	Ell Ash, Billy Hartford/Raymond Alake
DE	Phillip Hunt , Brian West
OLB	Brendan Pahulu , Shomari Williams, Chris Pilot
MLB	Cody Lubojasky , Rodney Rideau, Britton Maxwell
WLB	Trent Allen /Rodney Rideau, Matt Nicholson
OLB	Stephen James, James Francis/ Broderick Bean
CB	Quinte Williams, Carson Blackmon/ Harry Simon
SS	Ernest Miller/Rocky Schwartz
FS	Joseph Gonzalez, Brandon Brinkley
CB	Kenneth Fontenette , Kellan Yancy/ Teric Williams

SPECIALISTS

K	Ben Bell , Jonathan Gibson
P	Tommy Skinner
KR	Donnie Avery , Anthony Alridge, Randall Antoine, Teric Williams
PR	Teric Williams, Randall Antoine, Anthony Reasno

KEY LOSSES

QB	Kevin Kolb
RB	Jackie Battle
C	Sterling Doty
WR	Vincent Marshall
CB	Willie Gaston
FS	Will Gulley
LB	Wade Koehl
DT	Marquay Love



Donnie Avery

2007 SPRING SIGNEES

Name	Pos	Ht	Wt	Yr.	Hometown/HS, JC or College
Cory Bailey	OL	6-5	275	Fr	Brandon, Miss./Northwest Rankin
Ricardo Bates	DB	5-11	170	Fr.	Prattville, Ala./Prattville
Rodney Brisbon	OT	6-6	330	Jr.	Wetumpka, Ala./NW Mississippi JC
Tyron Carrier	WR	5-9	170	Fr.	Houston, Texas/Worthing
A.J. Edwards	DB	6-1	178	Fr.	Brenham, Texas/Brenham
*Naseri Eteuini	OL	6-4	305	Jr.	El Dorado, Kan./Butler County CC
Joseph Florence	WR	6-4	200	Fr.	LaMarque, Texas/LaMarque
Justin Freeman	OL	6-3	259	Fr.	Cuero, Texas/Cuero
Terrance Ganaway	RB	6-0	199	Fr.	DeKalb, Texas/DeKalb
*Tyrell Graham	LB	6-3	210	So.	Houston, Texas/Univ. of Arkansas
Cedric Hall	DE	6-3	230	Fr.	Carthage, Miss./Carthage
Roisean Haynes	DB	5-11	170	Fr.	Converse, Texas/Judson
B.K. Johnson	DB	6-0	170	Fr.	Silsbee, Texas/Silsbee
Justin Johnson	ATH	6-1	208	Fr.	Richardson, Texas/Berkner
Demarcus Lattier	DT	6-2	285	Fr.	Garland, Texas/South
Bakari Maxwell	WR	6-1	170	Fr.	Houston, Texas/St. Pius
*Loyce Means	DB	5-10	156	Fr.	Houston, Texas/Madison
Bo Mosley	LB	6-2	220	Fr.	Friendswood, Texas/Friendswood
Chad Mullen	OL	6-6	270	Fr.	Scurry, Texas/Scurry-Rosser
Michael Ray	DL	6-2	236	Fr.	LaMarque, Texas/LaMarque
Michael Sanchez	OL	6-2	248	Fr.	Sharyland, Texas/Sharyland
E.J. Smith	WR	6-1	185	Fr.	Camden, Miss./Velma Jackson
Chris Tate	WR	5-11	176	Fr.	Hempstead, Texas/Hempstead
Ryan Tennison	DB	5-10	190	Fr.	Dallas, Texas/Kimball
Chris Thompson	OL	6-3	270	Fr.	Hitchcock, Texas/Hitchcock
Tramaine Williams	DE	6-3	255	Jr.	Mobile, Ala./NW Mississippi JC
Demetrius Woods	ATH	6-0	170	Fr.	Houston, Texas/Lamar

*denotes mid-year addition

2007 ROSTER

No	Name	Pos	Ht	Wt	Yr	Exp	Hometown/HS, JC or College
96	Fred Agho	DL	6-2	240	Sr.	1L	Houston, Texas/Lamar
75	Isaiah Agson	OL	6-3	320	Jr.	1L	Houston, Texas/Westside
77	Jeff Akeroyd	OL	6-3	295	Sr.	3L	Lubbock, Texas/Monterey
48	Raymond Alake	DT	6-4	265	Fr.	RS	Arlington, Texas/Timberview
41	Trent Allen	ILB	6-2	244	Sr.	2L	Longview, Texas/Spring Hill
22	Anthony Alridge	RB	5-9	175	Sr.	2L	Denton, Texas/Denton
60	Jaryd Anderson	OL	6-4	285	Fr.	RS	Anchorage, Alaska/South Anchorage
29	Randall Antoine	RB	5-10	190	Fr.	RS	New Iberia, La./Westgate
90	Ell Ash	DL	6-5	293	Jr.	1L	Willingboro, N.J./Willingboro/Tennessee
31	Kenneth Atkins	FB	6-2	235	Sr.	1L	Houston, Texas/Hastings/Bakersfield JC
2	Donnie Avery	WR	5-11	190	Sr.	3L	Houston, Texas/Hastings
50	Chris Balias	LB	6-0	195	Fr.	RS	Sugar Land, Texas/Dulles
94	Mamoon Barbandi	DT	6-2	285	So.	SQ	Houston, Texas/Memorial
57	Carl Barnett	OL	6-3	275	So.	1L	Dickinson, Texas/Dickinson
15	Broderic Bean	OLB	6-1	215	So.	SQ	Kirbyville, Texas/Kirbyville
14	Ben Bell	K	6-0	175	Jr.	2L	Stephenville, Texas/Stephenville
71	Josh Bell	OL	6-6	300	So.	TR	Hitchcock, Texas/Hitchcock/Kansas
23	Carson Blackmon	LB	5-11	180	So.	1L	Tatum, Texas/Tatum
64	Michael Bloesch	OL	6-2	295	Jr.	2L	Spring, Texas/Klein Collins
85	Brian Boehm	TE	6-5	250	Jr.	1L	Victoria, Texas/Memorial
13	Justin Brewster	RB	5-9	190	Jr.	1L	Longview, Texas/Pine Tree
21	Brandon Brinkley	S	6-0	175	So.	1L	Bay City, Texas/Bay City
16	Jordan Brown	WR	5-11	185	Sr.	2L	Houston, Texas/Alief Hastings
69	Jerrold Butler	OL	6-2	330	So.	1L	Allen, Texas/Allen
46	Luke Caden	LB	6-1	228	So.	TR	Sugar Land, Texas/Kempner/Navy
10	L.J. Castile	WR/QB	6-3	205	Fr.	RS	LaMarque, Texas/LaMarque
40	C.J. Cavness	ILB	6-0	220	So.	RS	Santa Fe, Texas/Santa Fe
73	Dustin Dickinson	OL	6-3	290	Sr.	3L	Springtown, Texas/Springtown
38	Jake Ebner	FB/TE	6-2	270	Jr.	2L	Friendswood, Texas/Friendswood
58	Naseri Eteuini	OL	6-4	315	Jr.	JC	Manhattan, Kan./Manhattan/Butler CC
37	Jake Fedorchak	S	6-0	190	Fr.	RS	Lake Jackson, Texas/Brazoswood
28	Kenneth Fontenette	CB	6-0	185	Jr.	2L	Pflugerville, Texas/Connally
1	James Francis	OLB	6-1	215	Jr.	1L	LaMarque, Texas/LaMarque/Baylor
83	Jonathan Gibson	K/P	5-9	172	So.	HS	Allen, Texas/Allen
8	Chris Gilbert	WR	5-9	175	So.	1L	Dallas, Texas/Hillcrest
5	Brennan Gleason	WR	6-0	195	Jr.	2L	Allen, Texas/Allen
9	Joseph Gonzales	S	5-11	200	Sr.	3L	Gonzales, Texas/Gonzales
43	Tyrell Graham	ILB	6-3	225	Jr.	TR	Houston, Texas/Yates/Arkansas
87	Mark Hafner	TE	6-3	230	Jr.	2L	Waller, Texas/Waller
79	Matt Hart	OL	6-6	305	So.	1L	Huffman, Texas/Hargrave
92	Billy Hartford	DT	6-2	260	Jr.	1L	Houston, Texas/Cypress Creek
1	Jeron Harvey	WR	6-5	215	Sr.	2L	Jacksonville, Fla./Jackson/Dodge City CC
53	Phillip Hunt	DE	6-2	250	Jr.	2L	Fort Worth, Texas/Dunbar
61	Travis Jabsen	OL	6-2	285	Fr.	RS	Cypress, Texas/Cy-Creek
83	Ryan James	CB	5-11	180	Jr.	RS	Waco, Texas/Midway
27	Stephen James	S	5-10	205	Jr.	TR	Houston, Texas/North Shore/Oklahoma State

No	Name	Pos	Ht	Wt	Yr	Exp	Hometown/HS, JC or College
15	Blake Joseph	QB	6-2	215	So.	1L	Bryan, Texas/Bryan
81	Norbie Juist	LS	6-4	240	Jr.	2L	Houston, Texas/Strake Jesuit Prep
7	Case Keenum	QB	6-1	205	Fr.	RS	Abilene, Texas/Wylie
6	Andre Kohn	RB	5-11	200	Fr.	RS	Jacksonville, Fla./Wolfson
22	T.J. Lawrence	K/P	6-1	195	Sr.	2L	Mt. Pleasant, Texas/Mt. Pleasant/Tyler JC
66	Jared Lindsey	OL	6-3	280	Fr.	RS	Alto, Texas/Alto
34	Cody Lubojasky	ILB	6-3	230	Jr.	2L	Sugar Land, Texas/Kempner
26	Kaison Mangum	WR	6-2	195	Sr.	JC	LaMarque, Texas/LaMarque/Blinn JC
49	Chase Martin	FB	6-2	237	So.	TR	Sugarland, Texas/Kempner
45	Britton Maxwell	LB	6-0	220	So.	1L	Brownwood, Texas/Brownwood
9	Perry McDaniel	WR	5-9	175	Sr.	3L	Lubbock, Texas/Frenship
14	Tim Mercer	DB	5-11	185	So.	SQ	Spring, Texas/Spring
5	Ernest Miller	S	6-0	195	Jr.	2L	Taylor, Texas/Taylor
24	Tim Monroe	WR	6-2	185	So.	1L	Mount Vernon, Texas/Mount Vernon
30	Matt Nicholson	ILB	6-3	230	So.	1L	Plano, Texas/Plano
3	Brendan Pahulu	OLB	6-3	239	Sr.	3L	Eules, Texas/Trinity
55	Matt Parker	OL	6-2	265	Fr.	RS	Stephenville, Texas/Stephenville
24	Dazmond Payne	DB	5-11	185	Jr.	TR	Crowley, Texas/North Crowley/Army
7	Chris Pilot	ILB	6-1	230	Jr.	2L	Lufkin, Texas/Lufkin
56	Cody Pree	NT	6-3	290	Jr.	2L	Hooks, Texas/Hooks
19	Anthony Reasno	WR	5-11	193	Fr.	RS	Midland, Texas/Lee
40	Brandon Richard	FB	5-10	230	Fr.	RS	Houston, Texas/Bellaire
4	Rodney Rideau	ILB	6-1	230	Jr.	2L	Port Arthur, Texas/Memorial
32	Jamal Robinson	CB	5-10	185	Fr.	RS	Schertz, Texas/Clemens
17	Chaz Rodriguez	WR	6-2	184	Fr.	RS	San Antonio, Texas/Warren
74	Sir Vincent Rogers	OL	6-4	315	Sr.	3L	Jasper, Texas/Jasper
98	Anthony Roulette	DE	6-3	260	So.	SQ	Garland, Texas/Forest
36	J.T. Rudd	OLB	6-2	220	So.	1L	Cuero, Texas/Cuero
20	Rocky Schwartz	S	5-10	200	Sr.	3L	Bradenton, Fla./Lakewood Ranch
18	Wesley Scourten	TE	6-6	225	Fr.	RS	Richardson, Texas/Berkner
52	Jordan Shoemaker	OL	6-3	275	Fr.	RS	Midlothian, Texas/Midlothian
12	Harry Simon	CB	5-9	180	Jr.	1L	Atlanta, Ga./Stockbridge
45	Tommy Skinner	P	6-4	215	Fr.	RS	Houston, Texas/Cypress Creek
91	Tate Stewart	NT	6-3	285	Sr.	2L	Katy, Texas/Katy
62	Mathew Tarbutton	OL	6-5	270	So.	SQ	Brenham, Texas/Brenham Christian Academy
97	Isaiah Thompson	NT	6-4	305	Fr.	RS	Tatum, Texas/Tatum
59	Sebastian Vollmer	OL	6-8	290	Jr.	1L	Kaarst, Germany/Quirinus Gymnasium
93	Brian West	DE	6-4	265	So.	TR	Beaumont, Texas/Ozen/Auburn
25	DeMaro Williams	CB	5-9	180	So.	1L	Dallas, Texas/Hillcrest
8	Quinte Williams	CB	5-11	170	Jr.	2L	Houston, Texas/Yates
33	Shomari Williams	OLB	6-2	245	So.	1L	Brampton, Ontario/Champlain Regional Prep
16	Teric Williams	CB	5-10	180	Fr.	RS	Omaha, Texas/Pewitt
6	Kellan Yancy	CB	6-0	185	Sr.	2L	Los Angeles, Calif./Fairfax/L.A. Pierce JC



Jeron Harvey



Ernest Miller



Mark Hafner



Kenneth Fontenette

YEAR	COACH	OVERALL	C-USA	BOWL	YEAR	COACH	OVERALL	C-USA	BOWL
2006	Art Briles	10-4-0	7-1	Liberty	1972	Bill Yeoman	6-4-1		
2005	Art Briles	6-6-0	4-4	Fort Worth	1971	Bill Yeoman	9-3-0		Bluebonnet
2004	Art Briles	3-8-0	3-5		1970	Bill Yeoman	8-3-0		
2003	Art Briles	7-6-0	4-4	Hawai'i	1969	Bill Yeoman	9-2-0		Bluebonnet
2002	Dana Dimel	5-7-0	3-5		1968	Bill Yeoman	6-2-2		
2001	Dana Dimel	0-11-0	0-7		1967	Bill Yeoman	7-3-0		
2000	Dana Dimel	3-8-0	2-5		1966	Bill Yeoman	8-2-0		
1999	Kim Helton	7-4-0	3-3		1965	Bill Yeoman	4-5-1		
1998	Kim Helton	3-8-0	2-4		1964	Bill Yeoman	2-6-1		
1997	Kim Helton	3-8-0	2-4		1963	Bill Yeoman	2-8-0		
1996	Kim Helton	7-5-0	4-1	Liberty	1962	Bill Yeoman	7-4-0		Tangerine
1995	Kim Helton	2-9-0			1961	Hal Lahar	5-4-1		
1994	Kim Helton	1-10-0			1960	Hal Lahar	6-4-0		
1993	Kim Helton	1-9-1			1959	Hal Lahar	3-7-0		
1992	John Jenkins	4-7-0			1958	Hal Lahar	5-4-0		
1991	John Jenkins	4-7-0			1957	Hal Lahar	5-4-1		
1990	John Jenkins	10-1-0			1956	Bill Meek	7-2-1		
1989	Jack Pardee	9-2-0			1955	Bill Meek	6-4-0		
1988	Jack Pardee	9-3-0		Aloha	1954	Clyde Lee	5-5-0		
1987	Jack Pardee	4-6-1			1953	Clyde Lee	4-4-1		
1986	Bill Yeoman	1-10-0			1952	Clyde Lee	8-2-0		
1985	Bill Yeoman	4-7-0			1951	Clyde Lee	6-5-0		Salad
1984	Bill Yeoman	7-5-0		Cotton	1950	Clyde Lee	4-6-0		
1983	Bill Yeoman	4-7-0			1949	Clyde Lee	5-4-1		
1982	Bill Yeoman	5-5-1			1948	Clyde Lee	5-6-0		
1981	Bill Yeoman	7-4-1		Sun	1947	Jewell Wallace	3-8-0		
1980	Bill Yeoman	7-5-0		Garden State	1946	Jewell Wallace	4-6-0		
1979	Bill Yeoman	11-1-0		Cotton					
1978	Bill Yeoman	9-3-0		Cotton					
1977	Bill Yeoman	6-5-0							
1976	Bill Yeoman	10-2-0		Cotton					
1975	Bill Yeoman	2-8-0							
1974	Bill Yeoman	8-3-1		Bluebonnet					
1973	Bill Yeoman	11-1-0		Bluebonnet					

BOWL RESULTS (7-9-1)

Bowl	Opponent	Result	Year
Liberty	South Carolina	L, 36-44	2006
Fort Worth	Kansas	L, 13-42	2005
Hawai'i	Hawai'i	L, 48-54 (3ot)	2003
Liberty	Syracuse	L, 17-30	1996
Aloha	Washington State	L, 22-24	1988
Cotton	Boston College	L, 28-45	1984
Sun	Oklahoma	L, 14-40	1981
Garden State	Navy	W, 35-0	1980
Cotton	Nebraska	W, 17-14	1979
Cotton	Notre Dame	L, 34-35	1978
Cotton	Maryland	W, 30-21	1976
Bluebonnet	North Carolina St.	T, 31-31	1974
Bluebonnet	Tulane	W, 47-7	1973
Bluebonnet	Colorado	L, 17-29	1971
Bluebonnet	Auburn	W, 36-7	1969
Tangerine	Miami (Ohio)	W, 49-21	1962
Salad	Dayton	W, 26-21	1951

THE HERD

QUICK FACTS

Location: Huntington, W.Va.
 Founded: 1837
 Enrollment: 16,326
 Nickname: Thundering Herd
 Colors: Green and White
 Stadium: Joan C. Edwards Stadium (38,019)
 Field Surface: Field Turf
 President: Dr. Stephen J. Kopp
 FAR: Dr. Robert Bookwalter
 Athletics Director: Bob Marcum
 SWA: Beatrice Crane Banford
 Head Coach: Mark Snyder

SPORTS INFORMATION

Assistant A.D./Football Contact:
 Randy Burnside
 Office Phone: 304/696-4660
 Cell Phone: 304/208-0498
 Fax: 304/696-2325
 E-Mail: burnsid2@marshall.edu
 Website: www.HerdZone.com
 Press Box Phone: 304/696-6666

FOOTBALL FACTS

Basic Offense: Multiple
 Basic Defense: 4-3
 Lettermen Returning/Lost: 38/24
 Starters Returning:
 Offense 7
 Defense 7
 Specialists 3
 2006 Record: 5-7
 2006 C-USA Record: 4-4
 2006 Postseason: None
 All-Time Record: 507-474-47 (.516)
 Bowl Appearances: 7
 Bowl Record: 5-3-0
 Last Appearance: 2004, Fort Worth

KEY DATES

Players Report: August 1
 Media Day: August 3
 Fall Classes Begin: August 20

DID YOU KNOW?

Marshall was one of four schools (Southern Miss, UCF, Vanderbilt) to have a special edition cover for the 2007 *Athlon Sports Preseason Football* issue. Selections were based on fan commitments via Athlon's website.



MARK SNYDER

Alma Mater: Marshall '88
 Career Record: 9-14 (.391) 2 seasons
 Record at Marshall: 9-14 (.391) 2 seasons

Did You Know?

Mark Snyder is one of two league coaches at the helm of his alma mater. Snyder, an honorable mention All-America as a defensive back, played in Marshall's first-ever national championship game in 1987.



Dr. Stephen J. Kopp
President



Bob Marcum
Athletic Director



Beatrice Crane Banford
SWA



Randy Burnside
Football SID



2007 SCHEDULE

S1	at Miami (Fla.) (ESPN U)	Noon
S8	WEST VIRGINIA (ESPN 2)	11:10a
S15	NEW HAMPSHIRE	4:30p
S22	at Cincinnati	7:00p
O2 (Tue.)	at Memphis (ESPN 2)	8:00p
O13	at Tulsa	7:00p
O21 (Sun.)	SOUTHERN MISS (ESPN 2)	8:00p
O27	RICE (CSTV)	4:30p
N3	at UCF (CSS)	3:30p
N10	EAST CAROLINA	4:30p
N17	at Houston	5:00p
N24	UAB	4:30p

All times are Eastern and subject to change
Conference games in bold italic.

2006 RESULTS

S2	at (5) West Virginia	L	10-42	0-1
S9	HOFSTRA	W	54-31	1-1
S16	at Kansas State (FSN)	L	7-23	1-2
S23	at (17) Tennessee	L	7-33	1-3
O4 (Wed.)	UCF (ESPN 2)	L	22-23	1-4
O14	at SMU	L	21-31	1-5
O21	at UAB	W	31-24	2-5
O28	MEMPHIS	W	41-27	3-5
N4	TULANE (CSTV)	W	42-21	4-5
N11	at East Carolina	L	20-33	4-6
N18	UTEP	W	49-21	5-6
N25	at Southern Miss (CSTV)	L	7-42	5-7



Doug Legursky

HEAD COACH MARK SNYDER

Hometown: South Point, Ohio
 Alma Mater: Marshall '88
 Birthdate: December 30, 1964

COACHING EXPERIENCE

2005-	Marshall	Head Coach – 9-14-0 (.391) - 2 seasons
2004	Ohio State	Defensive Coordinator
2001-03	Ohio State	Linebackers
1997-2000	Minnesota	Defensive Ends
1996	Youngstown State	Defensive Coordinator/Secondary
1994-95	Youngstown State	Special Teams/Linebackers
1991-93	Youngstown State	Outside Linebackers
1989-90	UCF	Graduate Assistant/Linebackers
1988	Marshall	Student Assistant

Career Record: 9-14-0 (.391) - 2 seasons

COACHING STAFF

Defensive Coordinator: Steve Dunlap (West Virginia '77)
 Offensive Line/Recruiting: Mike Cummings (Buffalo '84)
 Special Units/Receivers: Todd Goebbel (Northern Iowa '98)
 Offensive Coordinator/Quarterbacks: Larry Kueck (Stephen F. Austin '75)
 Tight Ends: Phil Ratliff (Marshall '94)
 Linebackers: Shannon Morrison (Marshall '95)
 Secondary: Paul Nichols (Davidson '03)
 Running Backs: Jared Smith (Kansas '96)
 Defensive Line: Thielen Smith (LSU '77)
 Assistant AD/Football Operations: Mark Gale (Oklahoma State '81)

FOOTBALL OFFICE

Phone: 304/696-6464 Fax 304/696-6448

NOTING THE HERD

- Senior C **Doug Legursky**, a three-year starter, anchors an experienced Marshall offensive line. Both guards, **David Ziegler** and **Brian Leggett**, started every game a year ago.
- All-Conference TE **Cody Slate** finished an impressive freshman campaign with team highs of 43 receptions for 684 yards and six touchdowns.
- Senior **Bernard Morris**, who has shared starting duties in each of the last two seasons, is the Herd's most experienced signal caller. Last season, he completed nearly 62 percent of his passes (116-of-188) for 1,346 yards and eight touchdowns.
- Junior **Emmanuel Spann** and **Marcus Fitzgerald** lead the Marshall receiving corps. Spann returned to action after missing the 2005 season with a knee injury and caught 38 passes for 383 yards and three touchdowns. Fitzgerald, brother of Arizona Cardinals WR Larry Fitzgerald, grabbed 12 passes for 160 yards and a score last year, but had 41 receptions in 2005.
- Conference USA Defensive Player of the Year **Albert McClellan** returns to lead the defensive line. He led Conference USA in sacks (11) and tackles for loss (19), while registering 77 total tackles. Against East Carolina, he registered a career-high 3.5 sacks, while posting a school-record 6.5 tackles for loss.
- Junior FS **C.J. Spillman** led the Herd in tackles last season with 79 (41 solo). He also had a pair of interceptions (including one which he returned for a touchdown) and four pass breakups.

2006 TEAM STATISTICS

CATEGORY	MARSHALL	OPPONENTS
First Downs	210	255
Rushes-Yards	406-2005	407-1681
Rushing Yards/Game	167.1	140.1
Passes Att./Comp./Int.	295-180-16	397-253-12
Completion Pct.	.610	.637
Passing Yards	2247	3010
Passing Yards/Game	187.2	250.8
Total Off. Plays/Yds	701-4252	804-4691
Total Offense/Game	354.3	390.9
Punts-Average	40-38.0	44-38.2
Punt Returns-Avg.	15-11.7	12-7.8
Kickoff Returns-Avg.	44-20.3	42-16.8
Interceptions-Yards	12-223	16-180
Fumbles-Lost	27-15	18-10
Penalties-Yards	79-668	67-590
3rd Down Conversions	65-144	76-162
3rd Down Conversion Percentage	.451	.469
4th Down Conversions	4-10	6-16
4th Down Conversion Percentage	.400	.375
Sacks By-Yards	30-196	19-109
Avg. Time of Possession	29:34	30:26

2006 INDIVIDUAL LEADERS

RUSHING	ATT.	YDS.	AVG.	TD	LONG
Ahmad Bradshaw	249	1523	6.1	19	67
Bernard Morris	82	324	4.0	2	42
TOTALS	406	2005	4.9	23	67

PASSING	ATT.	COMP	PCT.	INT	YARDS	TD
Bernard Morris	188	116	.617	12	1346	8
TOTALS	295	180	.610	16	2247	16

RECEIVING	REC	YDS.	AVG.	TD	LONG
Cody Slate	43	684	15.9	6	75
Emmanuel Spann	38	383	10.1	3	28
Matt Morris	20	323	16.1	2	31
TOTALS	180	2247	12.5	16	75

FIELD GOALS	MADE-ATT.	PCT.	LONG
Anthony Binswanger	5-13	.385	50
TOTALS	5-13	.385	50

PUNTING	NO.	YARDS	AVG.	IN 20	LONG
Ian O'Connor	37	1520	41.1	16	69
TOTALS	40	1520	38.0	16	69

TACKLES	SOLOS	AST	TOTAL
Curtis Keyes	58	46	104
Matt Couch	45	51	96
C.J. Spillman	44	35	79
Albert McClellan	39	38	77
Josh Johnson	31	41	72
TOTALS	475	410	885

INTERCEPTIONS	NO.	YDS.	AVG.	TD
C.J. Spillman	2	85	42.5	1
Dennis Thornton	2	28	14.0	0
TOTALS	12	223	18.6	2

Great Coach in Thundering Herd History

Bob Pruett (1996-2004) 94-23

In his tenure as the head coach of the Thundering Herd, Pruett had the highest winning percentage of any active Division I-A coach in the nation over nine seasons and established a tradition of excellence at Marshall that was hard to match. Pruett amassed a school-record 94 wins in his nine seasons and led his alma mater to the 1996 Division I-AA National Championship. Under his guidance, the program moved to Division I-A in 1997 and proceeded to make seven bowl appearances in the next eight years. He was inducted into the Marshall Athletics Hall of Fame in 1999.

2007 DEPTH CHART

(Returning Starters in Bold)

LETTERMEN

Returning/Lost: 38/24

STARTERS

Offensive Returning/Lost: 7/4

Defensive Returning/Lost: 7/4

Special Teams Returning/Lost: 3/1

OFFENSE

WR	Marcus Fitzgerald , Bryant Milligan, E.J. Wynn
LT	John Inman, Eric Vent
LG	David Ziegler , Chad Schofield
C	Doug Legursky , James Burkes, Marcus Moresea
RG	Brian Leggett , Josh Evans, Zane Bruhin
RT	Matt Altobello, Daniel Baldrige, Brandon Campbell
TE	Cody Slate , Joe Bragg, Lee Smith
WR	Emmanuel Spann , Joe Bragg, Lee Smith
QB	Bernard Morris , Wesley Beardain, Brian Anderson
RB	Chubb Small, Kelvin Turner
WR	Shawn Lauzon, Courtney Edmonson

DEFENSE

DE	Albert McClellan , Chad Clay
DT	Byron Tinker , Bilal El-Amin
DT	Ryland Wilson, Montel Glasco
DE	John Jacobs, Michael Janac
WLB	Maurice Kitchens, Mahala Wiggins
MLB	Josh Johnson , Brandon Walker
SLB	Ian Hoskins , Howard King
LCB	Zearrick Matthews , Kevin Perry
SS	Phillip Gamble, Jon Moravec
FS	C.J. Spillman , J.J. Johnson
RCB	J.J. Johnson , Ashton Hall

SPECIALISTS

K	Anthony Binswanger
P	Marty Biagi, Jake Fields
KR	Chubb Small , Emanuel Spann
PR	Emanuel Spann , Phillip Gamble

KEY LOSSES

RB	Ahmad Bradshaw
OL	Seth Cook
OL	Wesley Jones
DT	Juan Underwood
DE	Shavar Greer
LB	Matt Couch
SS	Curtis Keys



Emmanuel Spann

2007 SPRING SIGNEES

Name	Pos	Ht	Wt	Yr.	Hometown/HS, JC or College
DeQuan Bembry	CB	5-10	185	Fr.	Hawkinsville, Ga./Hawkinsville
John Bruin	OL	6-5	297	Fr.	Powell, Tenn./Powell
Brandon Bullock	DL	6-3	305	Fr.	Egg Harbor City, N.J./Absegami
Mark Cann	QB	6-4	210	Fr.	Landrum, S.C./Landrum
George Carpenter	FB	5-10	200	Fr.	Lancaster, Ohio/Lancaster
Micah Carter	OL	6-3	302	Fr.	Beckley, W.Va./Woodrow Wilson
J.J. Cox	RB	5-9	213	Fr.	Jeffersonville, Ga./Twiggs County
Branden Curry	OL	6-6	292	Fr.	Hollywood, Fla./Boyd Anderson
Vinny Curry	DL	6-5	246	Fr.	Neptune, N.J./Harmony Comm. School
T.J. Drakeford	CB	5-11	190	Fr.	Charlotte, N.C./Independence
Terrell Edwards	RB	6-2	205	Fr.	Mobile, Ala./UMS Wright Prep
Justin Footman	CB	6-0	180	Fr.	Tallahassee, Fla./Lincoln
*Montel Glasco	DL	6-3	279	Jr.	Westfield, N.J./Lackawanna JC
Sergio Glenn	OL	6-6	325	Fr.	Winston-Salem, N.C./North Forsyth
Kellen Harris	LB	6-3	200	Fr.	Sharon, Pa./Sharon
Corey Hart	LB	6-2	214	Fr.	Loachapoka, Ala./Loachapoka
Delvin Johnson	DL	6-3	282	Fr.	Woodruff, S.C./Woodruff
Johnny Jones	DL	6-5	250	Fr.	Clewiston, Fla./Clewiston
Darius Marshall	RB	5-10	188	Fr.	Milledgeville, Ga./Baldwin
Shane Moore	DL	6-2	285	Fr.	Brown Summit, N.C./ Northeast Guilford
Franchez Pitts	DB	6-3	198	Fr.	Loachapoka, Ala./Loachapoka
Chris Smith	QB	6-3	220	Fr.	South Point, Ohio/South Point
Ryan Tillman	OL	6-5	265	Fr.	Centreville, Va./Hargrave Military Academy
C.J. Wood	OL	6-5	295	Fr.	Gainesville, Ga./Gainesville

* denotes midyear signees


2007 ROSTER

No	Name	Pos	Ht	Wt	Yr	Exp	Hometown/HS, JC or College
48	Will Albin	FB	6-3	243	Sr	3L	Princeton, W.Va./Princeton
62	Matt Altobello	OL	6-1	306	Jr.	1L	Keyser, W.Va./Keyser
12	Brian Anderson	QB	6-3	190	Fr.	HS	Louisville, Ky./Male
59	Matt Baker	OL	6-6	300	Fr.	HS	West Portsmouth, Ohio/ Portsmouth West
79	Daniel Baldrige	OL	6-9	315	So.	1L	Opelousas, La./Opelousas
38	William Barber	WR	6-4	205	So.	SQ	Georgetown, Ky./Scott County
9	Wesley Beardain	QB	6-1	198	So.	1L	Winona, Miss./Winona
31	Marty Biagi	P	6-0	170	Jr.	2L	Shelbyville, Ky./Shelbyville
41	Anthony Binswanger	K	6-2	193	Sr.	1L	Pleasant Hill, Calif./De La Salle/ Diablo Valley CC
27	Antawn Booker	LB	6-1	240	So.	SQ	Auburndale, Fla./Auburndale
86	Joe Bragg	TE	6-4	263	Jr.	1L	Morgantown, W.Va./Morgantown
77	Zane Bruhin	OL	6-6	301	So.	SQ	Powell, Tenn./Powell
58	James Burkes	DL	6-1	285	So.	SQ	Charleston, W.Va./Capital
36	Antoine Cabarrus	RB	5-11	205	Sr	SQ	Huntington, W.Va./Huntington
76	Brandon Campbell	OL	6-5	305	Fr	HS	Fort Washington, Md./Friendly Senior
98	Cody Clay	DE	6-2	220	Fr.	HS	South Charleston, W.Va./ South Charleston
49	Pete Culicerto	S	6-1	195	Fr.	HS	Charlotte, N.C./Butler
47	Clint Eakles	DB	6-1	190	-	-	Bowling Green, Ky. Georgetown College
35	Kyle Echols	RB	5-10	191	Sr.	SQ	Galloway, Ohio/Westland
17	Andy Ecess	QB	6-3	190	So.	HS	Oak Hill, Ohio/Oak Hill
80	Courtney Edmonson	WR	6-0	175	So.	1L	Titusville, Fla./Astronaut
92	Bilal El-Amin	DE	6-3	249	Sr.	1L	Lexington, Ky./Lafayette
61	Josh Evans	OL	6-4	315	Fr.	HS	Fayetteville, W.Va./Fayetteville
43	Jake Fields	K	6-2	205	Fr.	HS	Hurricane, W.Va./Hargrave Military
1	Marcus Fitzgerald	WR	5-10	202	Sr.	3L	Minneapolis, Minn./Academy of Holy Angels
29	Phillip Gamble	DB	5-11	217	Jr.	2L	Bainbridge, Ga./Bainbridge
95	Montel Glasco	DL	6-3	279	Jr.	TR	Westfield, N.J./Lackawanna JC
20	Ashton Hall	DB	5-10	183	So.	1L	Kingsland, Ga./Camden County
30	Mario Harvey	LB	6-0	220	So.	SQ	Forsyth, Ga./Hargrave Military
21	Ian Hoskins	LB	6-2	245	Jr.	2L	Campbellsville, Ky./Campbellsville
63	John Inman	OL	6-5	302	Sr.	3L	Knoxville, Tenn./Webb School
90	Michael Janac	DT	6-4	250	Fr.	HS	Miami, Fla./Pearl Cohn Nashville, Tenn.
46	John Jacobs	LB	6-3	240	So.	1L	Harrisonburg, Va./Broadway
26	Aaron Johnson	DB	5-11	190	Jr.	TR	San Francisco, Calif./San Francisco City College
8	J.J. Johnson	DB	5-11	180	Jr.	2L	Springdale, Md./St. John's
32	Josh Johnson	LB	6-2	250	Jr.	1L	Milledgeville, Ga./Stephenson Georgia Military
56	Howard King	LB	6-2	193	Fr.	HS	Daytona Beach, Fla./Seabreeze
45	Maurice Kitchens	LB	6-3	226	Jr.	2L	Roanoke, Va./William Fleming

No	Name	Pos	Ht	Wt	Yr	Exp	Hometown/HS, JC or College
82	Patrick Kouns	TE	6-2	238	Jr.	SQ	Ironton, Ohio/Ironton
6	Shawn Lauzon	WR	6-6	204	Sr.	3L	Virginia Beach, Va./Ocean Lakes
65	Brian Leggett	OL	6-1	285	Jr.	2L	Meridian, Miss./Meridian
66	Doug Legursky	OL	6-3	311	Sr.	3L	Beckley, W.Va./Woodrow Wilson
42	Darius Lewis	RB/LB	6-0	215	Fr.	HS	Ironton, Ohio/Ironton
11	Zearrick Matthews	DB	5-9	162	So.	1L	Greenwood, S.C./Greenwood
96	Albert McClellan	DE	6-2	225	Jr.	2L	Lakeland, Fla./Kathleen
39	Sean McClellan	LS	5-11	240	So.	HS	Morristown, Tenn./Hamblin West
23	Bryant Milligan	WR	6-1	185	Fr.	HS	Cleveland, Ohio/Glenville
18	Jon Moravec	DB	6-0	195	Jr.	2L	Frederick, Md./Linganore
60	Marcus Moresea	OL	6-1	241	So.	SQ	Ravenswood, W.Va./Ravenswood
14	Bernard Morris	QB	6-4	211	Sr.	3L	Orlando, Fla./Jones
15	Nick Newell	QB	6-4	215	Fr.	HS	Wayne, W.Va./Wayne
83	Matt Parkhurst	FB/TE	6-3	238	Jr.	2L	Philadelphia, Pa./St. Joseph's Prep
88	Darius Passmore	WR	6-3	180	Jr.	TR	Visalia, Calif./College of the Sequoias
22	Kevin Perry	DB	5-10	162	Fr.	HS	Madison, Ala./Bob Jones
87	David Redick	TE	6-4	23	Fr.	HS	Roanoke, Va./Cave Spring
78	Bradley Roberts	DL	6-1	264	Jr.	SQ	Poca, W.Va./Poca
37	Chuck Roberts	DB	5-11	163	So.	1L	Guyton, Ga./Effingham County
16	Jimmy Skinner	QB	6-3	190	Sr.	1L	Chillicothe, Ohio/Chillicothe
40	DeNathian Robinson	DB	5-10	161	Fr.	HS	Hampton, Va./Phoebus
19	John Saunders	DB	6-0	192	So.	1L	Huntington, W.Va./Cabell Midland
71	Chad Schofield	OL	6-4	320	Fr.	HS	Strongville, Ohio/Strongville
13	Brian Shope	TE	6-5	248	Sr.	3L	Portage, Pa./Portage Area
85	Cody Slate	TE	6-4	212	So.	1L	Chipley, Fla./Hargrave Military
28	Chubb Small	RB	5-9	193	Jr.	2L	Auburndale, Fla./Auburndale Hargrave Military
16	Lee Smith	TE	6-6	245	So.	TR	Powell, Tenn./Tennessee
24	Emmanuel Spann	WR	5-11	179	Jr	2L	Atlanta, Ga./Westlake
4	C.J. Spillman	DB	6-0	193	Jr	2L	Louisville, Ky./Central
81	Travius Thompson	WR	6-2	165	Fr.	HS	Lauderdale Lakes, Fla./Boyd Anderson
94	Byron Tinker	DL	6-4	28	Sr.	1L	Louisville, Ky./Dupont
47	Cody Tominack	FB	5-11	216	Jr.	1L	West Alexander, Pa./Wheeling Park
75	Brett Traylor	OL	6-3	280	Fr.	HS	Wheeling, W.Va./Wheeling
34	Kelvin Turner	RB	5-10	190	Jr	1L	Danville, Ky./Danville
67	Erik Vint	OL	6-4	275	Fr.	HS	Ridgeway, Va./Magna Vista
50	Brandon Walker	LB	6-2	205	Fr.	HS	Ironton, Ohio/Ironton
54	Daniel Wells	LB	6-1	236	So.	SQ	Bluefield, W.Va./Bluefield
57	Mahala Wiggins	LB	6-2	224	Jr.	SQ	Long Island City, N.Y./Long Island City
93	Ryland Wilson	DE	6-3	248	Sr.	1L	Toano, Va./Lafayette Copiah- Lincoln CC
15	D.J. Wingate	S	6-2	180	Fr.	HS	Daytona Beach, Fla./Mainland
3	E.J. Wynn	WR	5-11	156	Jr.	2L	Washington, D.C./St. John's
74	David Ziegler	OL	6-5	296	Sr.	3L	Pomfret, Md./McDonough



Chubb Small



Cody Slate



Josh Johnson



Bernard Morris

YEAR	COACH	OVERALL	C-USA	BOWL
2006	Mark Snyder	5-7-0	4-4	
2005	Mark Snyder	4-7-0	3-5	
2004	Bob Pruett	6-6-0		Fort Worth
2003	Bob Pruett	8-4-0		
2002	Bob Pruett	11-2-0		GMAC
2001	Bob Pruett	11-2-0		GMAC
2000	Bob Pruett	8-5-0		Motor City
1999	Bob Pruett	13-0-0		Motor City
1998	Bob Pruett	12-1-0		Motor City
*1997	Bob Pruett	10-3-0		Motor City
1996	Bon Pruett	15-0-0	(Division I-AA National Champions)	
1995	Jim Donnan	12-3-0		
1994	Jim Donnan	12-2-0		
1993	Jim Donnan	11-4-0		
1992	Jim Donnan	12-3-0	(Division I-AA National Champions)	
1991	Jim Donnan	11-4-0		
1990	Jim Donnan	6-5-0		
1989	George Chaump	6-5-0		
1988	George Chaump	11-2-0		
1987	George Chaump	10-5-0		
1986	George Chaump	6-4-1		
1985	Stan Parrish	7-3-1		
1984	Stan Parrish	6-5-0		
1983	Sonny Randle	4-7-0		
1982	Sonny Randle	3-8-0		
1981	Sonny Randle	2-9-0		
1980	Sonny Randle	2-8-1		
1979	Sonny Randle	1-10-0		
1978	Frank Elwood	1-10-0		
1977	Frank Elwood	2-9-0		
1976	Frank Elwood	5-6-0		
1975	Frank Elwood	2-9-0		
1974	Jack Lengyel	1-10-0		
1973	Jack Lengyel	4-7-0		
1972	Jack Lengyel	2-8-0		
1971	Jack Lengyel	2-8-0		
1970	Rick Tolley	3-6-0		
1969	Rick Tolley	3-7-0		
1968	Perry Moss	0-9-1		
1967	Charlie Snyder	0-10-0		
1966	Charlie Snyder	2-8-0		
1965	Charlie Snyder	5-5-0		
1964	Charlie Snyder	7-3-0		
1963	Charlie Snyder	5-4-1		
1962	Charlie Snyder	4-6-0		
1961	Charlie Snyder	2-7-1		
1960	Charlie Snyder	2-7-1		
1959	Charlie Snyder	1-8-0		
1958	Herb Royer	3-6-0		
1957	Herb Royer	6-3-0		
1956	Herb Royer	3-6-0		
1955	Herb Royer	3-6-0		
1954	Herb Royer	4-5-0		
1953	Herb Royer	2-5-2		
1952	Pete Pedersen	2-7-2		
1951	Pete Pedersen	5-4-1		
1950	Pete Pedersen	2-8-0		
1949	Cam Henderson	6-4-0		
1948	Cam Henderson	2-7-1		
1947	Cam Henderson	9-3-0		
1946	Cam Henderson	2-7-1		
1943-45	No football because of World War II			
1942	Cam Henderson	1-7-1		
1941	Cam Henderson	7-1-0		
1940	Cam Henderson	8-2-0		

YEAR	COACH	OVERALL	C-USA	BOWL
1939	Cam Henderson	9-2-0		
1938	Cam Henderson	5-4-0		
1937	Cam Henderson	9-0-1		
1936	Cam Henderson	6-3-1		
1935	Cam Henderson	4-6-0		
1934	Tom Dandelet	3-6-0		
1933	Tom Dandelet	3-5-1		
1932	Tom Dandelet	6-2-1		
1931	Tom Dandelet	6-3-0		
1930	Johnny Maulbetsch	3-5-1		
1929	Johnny Maulbetsch	5-3-1		
1928	Charles Tallman	8-1-1		
1927	Charles Tallman	5-3-1		
1926	Charles Tallman	5-4-1		
1925	Charles Tallman	4-1-4		
1924	Russell Meredith	4-4-0		
1923	Harrison Briggs	1-7-0		
1922	Kemper Shelton	5-4-0		
1921	Kemper Shelton	5-4-0		
1920	Herbert Cramer	0-8-0		
1919	Archer Reilly	8-0-0		
1918	No football because of World War I			
1917	Carl Shipley	1-7-1		
1916	Boyd Chambers	7-2-1		
1915	Boyd Chambers	1-7-0		
1914	Boyd Chambers	5-4-0		
1913	Boyd Chambers	3-4-0		
1912	Boyd Chambers	3-4-0		
1911	Boyd Chambers	4-1-1		
1910	Boyd Chambers	5-1-1		
1909	Boyd Chambers	3-2-1		
1908	W.G. Vinal	0-6-0		
1907	No Paid Coach	3-2-1		
1906	Pearl Rardin	4-0-1		
1905	Alfred McCary	6-2-0		
1904	George Ford	1-3-3		
1903	George Ford	3-1-1		
1902	No Paid Coach	5-0-2		
1901	No Paid Coach	2-0-1		
1900	No Paid Coach	2-0-1		
1899	No Paid Coach	0-0-1		
1898	No Paid Coach	4-1-0		
1897	No Paid Coach	0-3-0		
1896	No game results available			
1895	No Paid Coach	0-1-1		

*Moved up to Division-IA from Division 1-AA

BOWL RESULTS (5-3-0)

Bowl	Opponent	Result	Year
Fort Worth	Cincinnati	L, 14-32	2004
GMAC	Louisville	W, 38-15	2002
GMAC	East Carolina	W, 64-61 (2ot)	2001
Motor City	Cincinnati	W, 25-14	2000
Motor City	BYU	W, 21-3	1999
Motor City	Louisville	W, 48-29	1998
Motor City	Mississippi	L, 31-34	1997
Tangerine	Cattawba	L, 0-7	1948



MEMPHIS

QUICK FACTS

Location: Memphis, Tenn.
 Founded: 1912
 Enrollment: 20,562
 Nickname: Tigers
 Colors: Blue and Gray
 Field Surface: Field Turf
 Stadium: Liberty Bowl Memorial Stadium (62,380)
 President: Dr. Shirley Raines
 FAR: Dr. Phillip Kolbe
 Athletics Director: R.C. Johnson
 SWA: Lynn Parkes
 Head Coach: Tommy West

SPORTS INFORMATION

Director of Athletic Media Relations:
 Jennifer Rodrigues
 Office Phone: 901/678-2337
 Cell Phone: 901/734-9951
 Fax: 901/678-4134
 E-Mail: jmpowers@memphis.edu
 Website: www.GoTigersGo.com
 Press Box Phone: 901/272-0136

FOOTBALL FACTS


Basic Offense: No huddle, spread
 Basic Defense: 4-3
 Lettermen Returning/Lost: 47/24
 Starters Returning:
 Offense 7
 Defense 6
 Specialists 2
 2006 Record: 2-10
 2006 C-USA Record: 1-7
 2006 Postseason: None
 All-Time Record: 416-436-32 (.487)
 Bowl Appearances: 5
 Bowl Record: 4-1-0
 Last Appearance: 2005, Motor City

KEY DATES

Players Report: August 5
 Media Day: n/a
 Fall Classes Begin: August 27

DID YOU KNOW?

Memphis offensive lineman Andy Smith received the state of Georgia's 2007 Peach of an Athlete Role Model Award based on his athletic and academic performance, and community involvement. Smith is a native of Fayetteville, Ga.



TOMMY WEST

Alma Mater: Tennessee '76
 Career Record: 69-73-0 (.486) 12 seasons
 Record at Memphis: 34-38-0 (.472) 6 seasons
Did You Know?
 Tommy West is the only coach in University of Memphis history to lead the Tigers to three-straight bowl games.



Dr Shirley Raines
 President



R.C. Johnson
 Athletic Director



Lynn Parkes
 SWA



Jennifer Rodrigues
 Football SID



2007 SCHEDULE

S1	MISSISSIPPI (CSS)	2:30p
S8	at Arkansas State	6:00p
S15	JACKSONVILLE STATE	7:00p
S22	at UCF (CSS)	2:30p
O2 (Tue.)	MARSHALL (ESPN 2)	7:00p
O13	MIDDLE TENNESSEE	7:00p
O20	at Rice	2:00p
O27	at Tulane	2:00p
N3	EAST CAROLINA	1:00p
N10	at Southern Miss (CSS)	3:30p
N17	UAB (CSS)	2:30p
N24	SMU	1:00p

All times are Central and subject to change
Conference games in bold italic.

2006 RESULTS

S3	at Mississippi (ESPN)	L	25-28	0-1
S9	CHATTANOOGA	W	33-14	1-1
S16	at East Carolina	L	20-35	1-2
S30	(15) TENNESSEE (ESPN)	L	7-41	1-3
O7	at UAB	L	29-35	1-4
O14	ARKANSAS STATE	L	23-26	1-5
O21	TULSA (CSTV)	L	14-35	1-6
O28	at Marshall	L	27-41	1-7
N5	SOUTHERN MISS (ESPN)	L	21-42	1-8
N11	UCF	L	24-26	1-9
N18	HOUSTON	L	20-23 (ot)	1-10
N25	at UTEP	W	38-19	2-10



Joseph Doss

HEAD COACH TOMMY WEST

Hometown: Gainesville, Ga.
 Alma Mater: Tennessee '76
 Birthdate: July 31, 1954

COACHING EXPERIENCE

2000-	Memphis	Head Coach - 34-38-0 (.472) - 6 seasons
1999-2000	Memphis	Defensive Coordinator
1993-98	Clemson	Head Coach - 31-28-0 (.525) - 5 seasons
1993	UT-Chattanooga	Head Coach - 4-7-0 (.364) 1 season
1991-92	South Carolina	Defensive Coordinator
1990	Tennessee	Running Backs
1982-89	Clemson	Outside Linebackers
1981	Appalachian State	Offensive Coordinator
1980	Appalachian State	Receivers
1979	Mississippi	Running Backs

Career Record: 69-73-0 (.486) - 12 seasons

COACHING STAFF

Special Teams: Garret Chachere (Tulane '91)
 Assistant Head Coach/Offensive Coordinator/Quarterbacks:
 Clay Helton (Houston '94)
 Wide Receivers: Darin Hinshaw (UCF '93)
 Linebackers: Kenny Ingram (Arkansas State '99)
 Cornerbacks: Derek Jones (Ole Miss '96)
 Running Backs: James Joseph (Auburn '97)
 Defensive Coordinator/ Safeties: Rick Kravitz (Troy State '77)
 Offensive Line: Rick Mallory (Washington '83)
 Defensive Line: Brent Pry (Buffalo '93)
 Director of Football Operations: John Flowers (Southern Illinois '76)

FOOTBALL OFFICE

Phone: 901/678-2341 Fax: 901/678-4123

NOTING THE TIGERS

- In his first season as the Tigers' starting quarterback, after transferring from Southeastern Louisiana, senior **Martin Hankins** completed 59.9 percent of his passes for 2,550 yards and 18 touchdowns. He threw for over 200 yards in seven games and finished fifth in C-USA in passing average.
- Senior RB **Joseph Doss** ran for 910 yards and seven touchdowns on 224 carries last season. He also grabbed 25 passes for 205 yards and a pair of scores.
- Sophomore WR **Duke Calhoun** earned a spot on C-USA's All-Freshman team last season after catching 42 passes for a team-high 681 yards and six touchdowns.
- Junior **Earnest Williams** (26 catches for 313 yards and three TDs) and 6-8 sophomore **Carlos Singleton** (22 receptions for 300 yards and three TDs) also return at wide receiver.
- The defensive line returns three starters and should be the strength of the Tiger defense. Junior DE **Clinton McDonald** (41 tackles), junior DT **Brandon Douglas** (28 tackles, three TFL's) and sophomore DE **Greg Terrell** (43 tackles, team-high five sacks) each return on the unit.
- Senior LB **Heath Grant** is the team's leading returning tackler after making 81 stops last season. He also had two interceptions, two fumble recoveries and a sack.
- Kicker **Matt Reagan** earned a spot on the C-USA All-Freshman team last season. Replacing current New England Patriot Stephen Gostkowski, Reagan hit 12-of-17 field goal attempts.

2006 TEAM STATISTICS

CATEGORY	MEMPHIS	OPPONENTS
First Downs	210	255
Rushes-Yards	406-2005	407-1681
Rushing Yards/Game	167.1	140.1
Passes Att./Comp./Int.	295-180-16	397-253-12
Completion Pct.	.610	.637
Passing Yards	2247	3010
Passing Yards/Game	187.2	250.8
Total Off. Plays/Yds	701-4252	804-4691
Total Offense/Game	354.3	390.9
Punts-Average	40-38.0	44-38.2
Punt Returns-Avg.	15-11.7	12-7.8
Kickoff Returns-Avg.	44-20.3	42-16.8
Interceptions-Yards	12-223	16-180
Fumbles-Lost	27-15	18-10
Penalties-Yards	79-668	67-590
3rd Down Conversions	65-144	76-162
3rd Down Conversion Percentage	.451	.469
4th Down Conversions	4-10	6-16
4th Down Conversion Percentage	.400	.375
Sacks By-Yards	30-196	19-109
Avg. Time of Possession	29:34	30:26.8

2006 INDIVIDUAL LEADERS

RUSHING	ATT.	YDS.	AVG.	TD	LONG
Joseph Doss	234	910	4.1	7	32
Earnest Williams	28	130	4.6	1	15
TOTALS	372	1340	3.6	12	32

PASSING	ATT.	COMP	PCT.	INT	YARDS	TD
Martin Hankins	377	226	.599	13	2550	18
Patrick Byrne	6	1	.167	1	14	0
TOTALS	394	234	.594	14	2695	21

RECEIVING	REC	YDS.	AVG.	TD	LONG
Ryan Scott	47	520	11.1	3	82
Duke Calhoun	42	681	16.2	6	60
Earnest Williams	26	313	12.0	3	43
Joseph Doss	25	205	8.2	2	37
TOTALS	234	2695	11.5	21	82

FIELD GOALS	MADE-ATT.	PCT.	LONG
Matt Reagan	12-17	.706	42
TOTALS	15-22	.681	42

PUNTING	NO.	YARDS	AVG.	LONG
Michael Gibson	42	1812	43.1	73
TOTALS	43	1817	42.3	73

TACKLES	SOLOS	AST	TOTAL
Brandon McDonald	45	39	84
Heath Grant	37	44	81
Quinton McCrary	29	41	70
Greg Jackson	38	31	69
Wesley Smith	36	33	69
TOTALS	456	440	896

INTERCEPTIONS	NO.	YDS.	AVG.	TD
Brandon McDonald	4	83	20.8	0
Brandon Patterson	3	29	9.7	0
TOTALS	10	169	16.9	0

Great Coach in Tigers History

Billy J. Murphy (1958-1971) 91-44-1

Murphy was one of the most respected figures in collegiate athletics nationally. Murphy built the athletics program at the University of Memphis, taking over a little known program in the late 1950s and molding that program into a national power before his retirement in the early 1980s. In 1958, Murphy began his head coaching tenure and led the Tigers until 1971. He served as both head coach and athletics director from 1966-1972 and coached his final game for Memphis in the Pasadena Bowl. He has received various awards and honors including being named National Coach of the Year by the *Detroit News* in 1963 and induction into the Tennessee Sports Hall of Fame in 1975.

2007 DEPTH CHART

(Returning Starters in Bold)

LETTERMEN

Returning/Lost: 47/24

STARTERS

Offensive Returning/Lost: 7/4

Defensive Returning/Lost: 6/5

Special Teams Returning/Lost: 2/2

OFFENSE

WR	Duke Calhoun , Carlos Singleton
WR	Earnest Williams , Brian Hall
WR	Steven Black
LT	Abraham Holloway , Eric Evans
LG	Michael Denning, Dominik Riley
C	Philip Beliles, Terrence Echols
RG	Andy Smith , Arron Bentley
RT	Brandon Pearce , Cody Stubblefield
TE	Brett Russell, Deven Onarheim
QB	Martin Hankins , Will Hudgens
TB	Joseph Doss , T.J. Pitts

DEFENSE

DE	Jada Brown, Clinton McDonald
DT	Freddie Barnett, Charlie Bryant
DT	Brandon Douglas, Stephen Turner
DE	Greg Terrell , Josh Weaver
OLB	Jake Kasser, Quinton McCrary
ILB	Tommy Phelps, Heath Grant
OLB	Greg Jackson , Jeremy Rockette
CB	LaKeitharun Ford, Bernard Key
CB	Michael Grandberry, Deante Lamar
FS	Brandon Patterson , Tony Bell
SS	Dontae Reed, Alton Starr

SPECIALISTS

K	Matt Reagan , Joey Mack
P	Brent Sutherland
KR	TBA
PR	TBA

KEY LOSSES

OL	Blake Butler
C	Stephen Schuh
WR	Mario Pratcher
WR	Ryan Scott
DL	Rubio Phillips
DB	Brandon McDonald
FS	Wesley Smith
P	Michael Gibson



Duke Calhoun

2007 SPRING SIGNEES

Name	Pos	Ht	Wt	Yr.	Hometown/HS, JC or College
Michael Antonescu	OL	6-4	290	Fr.	Ridgeland, Miss./Ridgeland
Cam Baker	WR	6-0	170	Fr.	Osceola, Ark./Osceola
*Freddie Barnett	DL	6-2	300	JC	Texarkana, Ark./Arkansas HS/Trinity Valley CC
*Steven Black	WR	6-3	215	JC	Birmingham, Ala./Vestavia Hills HS/East Miss. CC
Keenan Bratcher	DS	6-2	235	Fr.	Milan, Tenn./Milan
Dasmine Cathey	DE	6-3	205	Fr.	Memphis, Tenn./Ridgeway
Darius Davis	DB	6-0	180	Fr.	Memphis, Tenn./Whitehaven
Mike Davis	RB	5-11	230	Fr.	Newnan, Ga./Northgate
*Terrence Echols	OL	6-2	325	JC	Byhalia, Miss./Byhalia HS/Northwest Miss. CC
Robbie Hardie	OL	6-4	290	Fr.	Locust Grove, Ga./Luella
Lionel Henderson	DL	6-4	275	Fr.	Mobile, Ala./Davidson
Ronald Leary	OL	6-4	345	Fr.	Baton Rouge, La./Southern Lab
LeRico Mathis	DB	6-1	185	Jr.	Perkinston, Miss./Biloxi/Miss. Gulf Coast CC
Joel McCleod	DL	6-3	310	Fr.	Miramar, Fla./Everglades
*Tommy Phelps	LB	6-3	240	JC	Roeland Park, Kan./Bishop Miege/Kansas/Butler Co. CC
Jermaine Richardson	DB	6-1	190	Fr.	Columbus, Ga./Kendrick
Curtis Steele	RB	6-0	185	Jr.	Franklin, Tenn./Centennial/NW Miss. CC
*Cody Stubblefield	OL	6-4	305	JC	Pontotoc, Miss./N. Pontotoc HS/Itawamba CC
*Brent Sutherland	P	6-4	200	JC	Brandon, Miss./NW Rankin HS/Hinds CC
Terrence Thomas	LB	5-11	230	Fr.	Eufala, Ala./Eufala
Brent Todd	OL	6-3	320	Jr.	Pelham, Ala./Pelham/Hinds CC
Dallas Walker	QB	6-5	215	Fr.	Ridgeland, Miss./Madison Academy
Tommy Walker	DE	6-3	270	Fr.	Munford, Tenn./Munford

* denotes midyear signees

2007 ROSTER

No	Name	Pos	Ht	Wt	Yr	Exp	Hometown/HS, JC or College
67	Ken Anderson	OL	6-3	280	Fr.	RS	Memphis, Tenn./Craigmont
86	Kris Armstrong	WR	6-1	202	Fr.	RS	Olive Branch, Miss./DeSoto Central
24	Miguel Barnes	RB	5-11	200	So.	1L	Millington, Tenn./Millington
99	Freddie Barnett	DL	6-2	300	Jr.	TR	Texarkana, Ark./Arkansas/Trinity Valley CC
57	Philip Beliles	C	6-5	270	Jr.	2L	Memphis, Tenn./Christian Brothers
8	Tony Bell	DB	6-2	215	Jr.	TR	Alabaster, Ala./Thompson/Auburn
72	Arron Bentley	OG	6-3	290	Sr.	3L	Trumann, Ark./Trumann
92	Nick Berra	K	6-3	205	Fr.	HS	Cordova, Tenn./Cordova
2	Steven Black	WR	6-3	208	Jr.	TR	Birmingham, Ala./Vestavia Hills/East Miss. CC
50	Winston Bowers	LB	6-0	250	Fr.	HS	College Park, Ga./North Clayton
93	Taylor Bradford	DL	5-11	300	So.	TR	Nashville, Tenn./Antioch/Samford
96	Jada Brown	DL	6-2	265	So.	1L	College Park, Ga./Banneker
95	Joe Burgan	DS	6-1	250	So.	SQ	Germantown, Tenn./Germantown
76	Charlie Bryant	DL	6-6	310	Fr.	HS	Collierville, Tenn./First Assembly Christian
22	Duke Calhoun	WR	6-4	195	So.	1L	Memphis, Tenn./Raleigh-Egypt
70	Michael Denning	OT	6-4	275	Jr.	1L	Southaven, Miss./Southaven/NW Miss. CC
5	Joseph Doss	RB	5-9	200	Sr.	3L	Memphis, Tenn./Melrose
60	Brandon Douglas	NG	6-3	291	Jr.	2L	Brownsville, Tenn./Haywood County
54	Terrence Echols	OL	6-3	307	Jr.	TR	Byhalia, Miss./Byhalia/Northwest Miss. CC
79	Paul Edwards	OL	6-6	275	So.	SQ	McKenzie, Tenn./McKenzie
56	Eric Evans	OL	6-4	300	So.	1L	Lepanto, Ark./East Pointsett Co.
18	LaKeitharun Ford	DB	5-9	180	Sr.	1L	Rosedale, Miss./W. Bolivar/Mississippi Delta CC
33	Jamarcus Gaither	RB	5-10	205	Sr.	3L	Memphis, Tenn./Frayser
23	Lucian Godwin	WR	6-0	178	So.	SQ	Cordova, Tenn./St. Benedict
48	Corderick Govan	LB	6-2	200	Fr.	HS	Cascilla, Miss./Charleston
27	Michael Grandberry	DB	5-10	171	Jr.	2L	Covington, Tenn./Covington
37	Heath Grant	LB	6-1	230	Sr.	3L	Starkville, Miss./Starkville
32	Tyler Griffin	LB	5-11	201	Jr.	2L	Nashville, Tenn./Brentwood Academy
29	Brian Hall	WR	5-11	181	So.	SQ	Collierville, Tenn./Collierville
13	Martin Hankins	QB	6-2	205	Sr.	1L	Hattiesburg, Miss./Hattiesburg/Southeastern La.
34	Henry Harris	RB	5-8	175	Fr.	HS	Memphis, Tenn./Christian Brothers
52	John Hill	LB	5-9	200	Fr.	HS	Olive Branch, Miss./DeSoto Central
4	Greg Hinds	FB	6-1	233	Sr.	3L	Southaven, Miss./Southaven
65	Abraham Holloway	OG	6-4	301	Sr.	3L	Prentiss, Miss./Prentiss
7	Will Hudgens	QB	6-4	235	Jr.	2L	Memphis, Tenn./Ridgeway
88	Brandon Hunt	DB	6-2	210	Sr.	1L	Southaven, Miss./Southaven/NW Miss. CC
59	Greg Jackson	LB	6-2	205	Jr.	2L	Marietta, Ga./Marietta
39	Malcolm Jones	DB	6-2	210	Fr.	HS	Gantt, Ala./Straughn
80	Maurice Jones	WR	6-4	225	Jr.	2L	Memphis, Tenn./White Station
47	Jake Kasser	LB	5-10	195	Sr.	3L	Germantown, Tenn./Germantown

No	Name	Pos	Ht	Wt	Yr	Exp	Hometown/HS, JC or College
38	Bernard Key	DB	5-11	181	So.	1L	Montgomery, Ala./Sidney Lanier
12	Taz Knockum	WR	6-2	220	Sr.	3L	Baton Rouge, La./Catholic
16	Deante' Lamar	DB	5-10	183	So.	1L	Atlanta, Ga./Lithonia
28	Jeremy Longstreet	LB	6-1	200	Fr.	HS	Olive Branch, Miss./Olive Branch
42	Joey Mack	K	5-9	190	Sr.	TR	Duluth, Ga./Duluth/Snow JC/Southern Utah
10	Matt Malouf	QB	6-3	212	Fr.	HS	Greenwood, Miss./Oxford
27	John McArthur	LB	5-11	175	Fr.	HS	Memphis, Tenn./Christian Brothers
9	Antonio McCoy	WR	6-0	185	Jr.	2L	Starkville, Miss./Starkville
30	Quinton McCrary	LB	6-2	232	Sr.	3L	Columbus, Miss./Columbus
53	Clinton McDonald	NG	6-3	255	Jr.	2L	Jacksonville, Ark./Jacksonville
41	Corey Mills	DL	6-4	260	Jr.	1L	Memphis, Tenn./Christian Brothers/Ole Miss
81	Deven Onarheim	TE	6-7	255	Fr.	HS	Maylene, Ala./Thompson
2	Brandon Patterson	FS	6-1	190	Jr.	2L	Germantown, Tenn./Germantown
71	Brandon Pearce	OT	6-6	300	Jr.	2L	Memphis, Tenn./Christian Brothers
45	Tommy Phelps	LB	6-3	240	So.	TR	Roeland Park, Kan./Bishop Miege/Kansas/Butler CC
3	T J Pitts	RB	5-10	203	So.	1L	Gainesville, Ga./North Hall
77	Malcom Rawls	OL	6-5	315	So.	TR	Memphis, Tenn./East/Tennessee
43	Matt Reagan	K	6-1	210	So.	1L	Knoxville, Tenn./Bearden
6	Dontae Reed	FS	6-2	210	Jr.	TR	Memphis, Tenn./Oakhaven/Ole Miss
64	Dominik Riley	OL	6-4	300	Fr.	HS	Montgomery, Ala./Carver Senior
87	Carlton Robinzine	WR	6-3	218	Jr.	2L	Memphis, Tenn./Bolton
25	Jeremy Rockette	LB	6-3	220	So.	1L	Water Valley, Miss./Olive Branch
85	Brett Russell	TE	6-3	235	Jr.	2L	Memphis, Tenn./Christian Brothers
89	Carlos Singleton	WR	6-8	215	So.	1L	Brownsville, Tenn./Haywood
69	Andy Smith	OG	6-4	307	Sr.	3L	Fayetteville, Ga./Starr's Mill
91	Michael Stackens	DL	6-3	290	Jr.	SQ	Selmer, Tenn./McNairy Central
7	Alton Starr	DB	6-0	190	So.	1L	Decatur, Ga./McNair
66	Cody Stubblefield	OL	6-4	305	Jr.	TR	Pontotoc, Miss./N. Pontotoc/Itawamba CC
49	Brent Sutherland	P	6-4	200	Jr.	TR	Brandon, Miss./NW Rankin/Hinds CC
56	David Sutton	LB	6-0	235	Fr.	HS	Germantown, Tenn./Houston
94	Greg Terrell	DL	6-4	255	So.	1L	Birmingham, Ala./Wenonah
19	Dave Thomas	WR	5-11	195	So.	1L	Murfreesboro, Tenn./Riverdale
15	Brett Toney	QB	6-1	190	So.	SQ	Germantown, Tenn./Briarcrest Christian
51	Will Truitt	OL	6-5	290	Fr.	HS	Germantown, Tenn./Briarcrest Christian
97	Steven Turner	DL	6-3	240	So.	1L	Brownsville, Tenn./Haywood
90	Josh Weaver	DL	6-3	210	So.	1L	Marietta, Ga./Marietta
17	Turner West	WR	6-3	185	Fr.	HS	Germantown, Tenn./Briarcrest Christian
14	Earnest Williams	WR	6-0	192	Jr.	2L	Bells, Tenn./Crockett County
62	Ryan Williams	NG	6-2	278	Jr.	HL	Memphis, Tenn./Christian Brothers
46	Bryan Wright	DB	6-1	180	Fr.	HS	Miami, Fla./Northwestern




Matt Reagan



Corey Mills



Brandon Pearce



Greg Terrell

YEAR	COACH	OVERALL	C-USA	BOWL
2006	Tommy West	2-10-0	1-7	
2005	Tommy West	7-5-0	5-3	Motor City
2004	Tommy West	8-4-0	5-3	GMAC
2003	Tommy West	9-4-0	5-3	New Orleans
2002	Tommy West	3-9-0	2-6	
2001	Tommy West	5-6-0	3-4	
2000	Rip Scherer	4-7-0	2-5	
1999	Rip Scherer	5-6-0	4-2	
1998	Rip Scherer	2-9-0	1-5	
1997	Rip Scherer	4-7-0	2-3	
1996	Rip Scherer	4-7-0	2-4	
1995	Rip Scherer	3-8-0		
1994	Chuck Stobart	6-5-0		
1993	Chuck Stobart	6-5-0		
1992	Chuck Stobart	6-5-0		
1991	Chuck Stobart	5-6-0		
1990	Chuck Stobart	4-6-1		
1989	Chuck Stobart	2-9-0		
1988	Charlie Bailey	6-5-0		
1987	Charlie Bailey	5-5-1		
1986	Charlie Bailey	1-10-0		
1985	Rey Dempsey	2-7-2		
1984	Rey Dempsey	5-5-1		
1983	Rex Dockery	6-4-1		
1982	Rex Dockery	1-10-0		
1981	Rex Dockery	1-10-0		
1980	R. Williamson	2-9-0		
1979	R. Williamson	5-6-0		
1978	R. Williamson	4-7-0		
1977	R. Williamson	6-5-0		
1976	R. Williamson	7-4-0		
1975	R. Williamson	7-4-0		
1974	Fred Pancoast	7-4-0		
1973	Fred Pancoast	8-3-0		
1972	Fred Pancoast	5-5-1		
1971	Billy J. Murphy	5-6-0		Pasadena
1970	Billy J. Murphy	6-4-0		
1969	Billy J. Murphy	8-2-0		
1968	Billy J. Murphy	6-4-0		
1967	Billy J. Murphy	6-3-0		
1966	Billy J. Murphy	7-2-0		
1965	Billy J. Murphy	5-5-0		
1964	Billy J. Murphy	5-4-0		
1963	Billy J. Murphy	9-0-1		
1962	Billy J. Murphy	8-1-0		
1961	Billy J. Murphy	8-2-0		
1960	Billy J. Murphy	8-2-0		
1959	Billy J. Murphy	6-4-0		
1958	Billy J. Murphy	4-5-0		
1957	Ralph Hatley	6-4-0		
1956	Ralph Hatley	5-4-1		Burley
1955	Ralph Hatley	2-7-0		
1954	Ralph Hatley	3-4-3		

YEAR	COACH	OVERALL	C-USA	BOWL
1953	Ralph Hatley	6-4-0		
1952	Ralph Hatley	2-7-0		
1951	Ralph Hatley	5-3-0		
1950	Ralph Hatley	9-2-0		
1949	Ralph Hatley	9-1-0		
1948	Ralph Hatley	6-5-0		
1947	Ralph Hatley	6-2-1		
1942	Charlie Jamerson	2-7-0		
1941	C.C. Humphreys	6-3-0		
1940	C.C. Humphreys	5-5-0		
1939	C.C. Humphreys	3-7-0		
1938	Allyn McKeen	10-0-0		
1937	Allyn McKeen	3-6-0		
1936	Zach Curlin	0-9-0		
1935	Zach Curlin	1-6-1		
1934	Zach Curlin	3-3-2		
1933	Zach Curlin	7-1-1		
1932	Zach Curlin	4-5-0		
1931	Zach Curlin	2-5-2		
1930-	Zach Curlin	6-3-1		
1929	Zach Curlin	8-0-2		
1928	Zach Curlin	5-3-2		
1927	Zach Curlin	5-3-1		
1926	Zach Curlin	1-8-0		
1925	Zach Curlin	0-7-1		
1924	Zach Curlin	1-7-1		
1923	Lester Barnard	6-3-0		
1922	Lester Barnard	5-2-3		
1921	Rollin Wilson	4-5-1		
1920	Elmore George	0-5-0		
1919	V.M. Campbell	3-4-0		
1918	John Childerson	2-4-0		
1917	V.M. Campbell	3-2-0		
1916	Tom Shea	2-3-1		
1915	Clyde Wilson	4-3-0		
1914	Clyde Wilson	3-5-0		
1913	Clyde Wilson	1-2-0		
1912	Clyde Wilson	1-2-1		

BOWL RESULTS (4-1)

Bowl	Opponent	Result	Year
Motor City	Akron	W, 38-31	2005
GMAC	Bowling Green	L, 35-52	2004
New Orleans	North Texas	W, 27-17	2003
Pasadena	San Jose State	W, 28-9	1971
Burley	East Tennessee State	W, 32-12	1956



QUICK FACTS

Location: Houston, Texas
 Founded: 1912
 Enrollment: 5,008
 Nickname: Owls
 Colors: Blue and Gray
 Stadium: Rice Stadium (47,000)
 Field Surface: Field Turf
 President: David W. Leebron
 FAR: Dr. James Castaneda
 Athletics Director: Chris Del Conte
 SWA: Leslie Claybrook
 Head Coach: David Bailiff

SPORTS INFORMATION

Assistant A.D./Sports Information:
 Chuck Pool
 Office Phone: 713/348-5775
 Cell Phone: 832/244-6476
 Fax: 713/348-6019
 E-Mail: cpool@rice.edu
 Website: www.RiceOwls.com
 Press Box Phone: 713/527-0250

FOOTBALL FACTS

Basic Offense: Spread
 Basic Defense: 4-2-5
 Lettermen Returning/Lost: 48/17
 Starters Returning:
 Offense 8
 Defense 6
 Specialists 2
 2006 Record: 7-6
 2006 C-USA Record: 6-2
 2006 Postseason: R + L Carriers
 New Orleans Bowl
 All-Time Record: 412-520-32 (.444)
 Bowl Appearances: 8
 Bowl Record: 4-4-0
 Last Appearance: 2006, New Orleans

KEY DATES

Players Report: August 5
 Media Day: TBA
 Fall Classes Begin: August 27

DID YOU KNOW?

Junior Jarett Dillard was one of three finalists for the 2006 Biletznikoff Award, given to the nation's top receiver. Dillard is one of 12 returning receivers in the nation who exceeded 1,000 receiving yards.



DAVID BAILIFF

Alma Mater: Texas State '81
 Career Record: 21-15 (.583) 3 seasons
 Record at Rice: First season

Did You Know?

David Bailiff was named NCAA Division I-AA Assistant Coach of the Year by the American Football Coaches Association in 1999 and honored as the Top Assistant Football Coach by the All-American Football Foundation in 2002.



David W. Leebron
President



Chris Del Conte
Athletic Director



Leslie Claybrook
SWA



Chuck Pool
Football SID

2007 SCHEDULE

S1	NICHOLLS STATE	7:00p
S8	at Baylor	6:00p
S15	TEXAS TECH	7:00p
S22	at Texas (FSN)	6:00p
O3 (Wed.)	at Southern Miss (ESPN 2)	7:00p
O13	at Houston (CSTV)	2:30p
O20	MEMPHIS	2:00p
O27	at Marshall (CSTV)	3:30p
N3	UTEP	2:00p
N10	at SMU	2:00p
N17	TULANE	2:00p
N24	TULSA	2:00p

All times are Central and subject to change
Conference games in bold italic.

2006 RESULTS

S2	HOUSTON (CSTV)	L	30-31	0-1
S9	at UCLA (FSN Prime Ticket)	L	16-26	0-2
S16	*(8) TEXAS (ESPN)	L	7-52	0-3
S23	at (17) Florida St. (ESPN U)	L	7-55	0-4
S30	at Army (ESPNU)	W	48-14	1-4
O7	at Tulane	L	24-38	1-5
O14	UAB	W	34-33	2-5
O21	at UCF	W	40-29	3-5
N4	at UTEP	W	37-31	4-5
N11	at Tulsa	W	41-38 (2ot)	5-5
N18	EAST CAROLINA	W	18-17	6-5
N25	SMU	W	31-27	7-5
D22	vs. Troy (ESPN 2)	L	17-41	7-6

(R+L Carriers New Orleans Bowl)

* Played at Reliant Stadium in Houston



Brian Raines

HEAD COACH DAVID BAILIFF

Hometown: San Antonio, Texas
 Alma Mater: Texas State '81
 Birthdate: May 26, 1958

COACHING EXPERIENCE

2007-	Rice	Head Coach – First season
2004-06	Texas State	Head Coach – 21-15 (.583) - 3 seasons
2001-03	TCU	Defensive Coordinator
1997-2000	Texas State	Defensive Coordinator/Asst. Head Coach
1992-97	New Mexico	Defensive Line
1988-92	Texas State	Defensive GA/Defensive Line Coach
1982-84	New Braunfels H.S.	Defensive Line Coach

Career Record: 21-15-0 (.583) - 3 seasons

COACHING STAFF

Assistant Head Coach/Co-Defensive Coordinator/Linebackers:
 Chuck Driesbach (Villanova '75)
 Offensive Coordinator/Quarterbacks: Tom Herman (Cal Lutheran '97)
 Running Game Coordinator/Offensive Line: Blake Miller (LSU '93)
 Co-Defensive Coordinator/Safeties: Craig Naivar (Hardin-Simmons '94)
 Wide Receivers: David Beaty (East Central '92)
 Defensive Line/Recruiting Coordinator: Darin Eliot (Wyoming '99)
 Tight Ends/Special Teams: Rick LaFavers (TCU '97)
 Running Backs: Darrell Patterson (TCU '84)
 Cornerbacks: Jason Washington (Texas State '02)

FOOTBALL OFFICE

Office Phone: 713/348-6900 Fax: 713/348-5298

NOTING THE OWLS

- **David Bailiff** was named as Rice's new head coach in January. Bailiff, 48, has spent the last three seasons as the head coach at Texas State University in San Marcos, Texas, where he posted a 21-15 record while leading the Bobcats to their first Southland Conference championship and the semifinals of the NCAA Division I-AA playoffs in 2005. He has also served as defensive coordinator at TCU.
- Rice made its first bowl appearance since 1961 when it played in last year's R+L Carriers New Orleans Bowl. The Owls started the season 0-4 before winning seven of its final eight games, including three that were won on the final offensive play.
- Junior WR **Jarett Dillard** re-wrote the Rice single-season receiving records last season, catching 91 passes for 1,274 yards and 21 touchdowns. The 21 TD catches also set a C-USA record and he enters the 2007 season with an overall streak of 15 consecutive games with a TD catch, just three shy of the record of 18, set by Pittsburgh's Larry Fitzgerald.
- Despite being limited to just eight starts due to injuries, junior QB **Chase Clement** tied school records with 21 touchdown passes and 25 touchdowns produced, while throwing for 1,707 yards. He rushed for another 481 to finish with 2,188 yards of total offense (fourth-best in school history).
- Junior LB **Brian Raines** was an all-C-USA selection after piling up 118 tackles, the most by a Rice player since Larry Izzo totaled 121 in 1995. He had a league high 85 stops and also forced five fumbles.

2006 TEAM STATISTICS

CATEGORY	RICE	OPPONENTS
First Downs	254	256
Rushes-Yards	438-1703	463-2442
Rushing Yards/Game	131.0	187.8
Passes Att./Comp./Int.	435-248-14	358-202-11
Completion Pct.	.570	.564
Passing Yards	2783	2946
Passing Yards/Game	214.1	226.6
Total Off. Plays/Yds	873-4486	821-5388
Total Offense/Game	345.1	414.5
Punts-Average	66-38.3	49-38.6
Punt Returns-Avg.	28-7.2	19-10.4
Kickoff Returns-Avg.	58-18.9	50-19.9
Interceptions-Yards	11-131	14-120
Fumbles-Lost	20-7	30-18
Penalties-Yards	75-557	110-924
3rd Down Conversions	68-182	65-160
3rd Down Conversion Percentage	.374	.406
4th Down Conversions	10-17	9-16
4th Down Conversion Percentage	.588	.563
Sacks By-Yards	33-236	35-266
Avg. Time of Possession	31:10	28:50

2006 INDIVIDUAL LEADERS

RUSHING	ATT.	YDS.	AVG.	TD	LONG
Quinton Smith	211	1096	5.2	10	69
Chase Clement	107	481	4.5	4	57
Joel Armstrong	84	135	1.6	1	20
TOTALS	438	1703	3.9	15	69

PASSING	ATT.	COMP	PCT.	INT	YARDS	TD
Chase Clement	265	153	.577	5	1707	21
Joel Armstrong	145	85	.586	9	948	8
TOTALS	248	435	.570	14	2783	29

RECEIVING	REC	YDS.	AVG.	TD	LONG
Jarett Dillard	91	1247	13.7	21	65
Quinton Smith	40	410	10.2	2	80
Tommy Henderson	31	245	7.9	1	20
TOTALS	248	2783	11.2	29	80

FIELD GOALS	MADE-ATT.	PCT.	LONG
Clark Fangmeier	8-11	.727	45
Luke Juist	4-7	.571	43
TOTALS	12-18	.667	45

PUNTING	NO.	YARDS	AVG.	LONG
Jared Scruggs	63	2444	38.8	61
TOTALS	66	2527	38.3	61

TACKLES	SOLOS	AST	TOTAL
Brian Raines	85	33	118
Andray Downs	62	26	88
Chad Price	43	28	71
Marcus Rucker	45	20	65
Andrew Sendejo	39	14	53
TOTALS	571	234	805

INTERCEPTIONS	NO.	YDS.	AVG.	TD
Andray Downs	2	72	36.0	1
Brandon King	2	37	18.5	0
Terrance Garmon	2	20	10.0	0
TOTALS	11	131	11.9	1

Great Coach in Owls History

Jess Neely (1940-1966) 144-124-10

Neely and Rice football were synonymous for 27 seasons. His teams won or tied for Southwest Conference championship in 1946, 1949 and 1957. The Owls won two Cotton Bowl games under Neely (1950 and 1954) as well as the 1947 Orange Bowl. Ending his coaching career in 1966, he finished eighth on the all-time list of winningest college coaches, with 208 victories overall. He was inducted to the College Football Hall of Fame in 1971.

2007 DEPTH CHART

(Returning Starters in Bold)

LETTERMEN

Returning/Lost: 48/17

STARTERS

Offensive Returning/Lost: 8/3

Defensive Returning/Lost: 6/5

Special Teams Returning/Lost: 2/2

OFFENSE

WR-X	Jarett Dillard , Pierre Beasley
IR-F	Joel Armstrong , Tommy Henderson
LT	Preston Thompson, Robby Hamilton
LG	Robby Heos , Jimmy Miller
C	Austin Wilkinson , Scott Nimmons
RG	David Berken , David Perkins
RT	Lute Barber , Cameron Vester
IR-Y	Taylor Wardlow, Will Moss
QB	Chase Clement , John Shepherd
TB	C.J. Ugokwe, Bio Bilaye-Benibo
WR-Z	Toren Dixon, Corbin Smiter

DEFENSE


DE	Dietrich Davis, Cheta Ozougwu
NG	George Chukwu , Chris Ptaszek
DT	Jonathan Cary, Travis Mason
DE	James Casey, Victor Brooks
SLB	Brian Raines , Terrance Garmon
MLB	Vernon James, Robert Calhoun
CB	JaCorey Shepherd , Jon Turner
SS	Andrew Sendejo , Willie Garley
KAT	Carl Taylor, Max Aniyam
FS	Bencil Smith, Justin Abt
CB	Christopher Douglass, Gary Anderson

SPECIALISTS

K	Clark Fangmeier
P	Luke Juist
KR	TBA
PR	Brandon King

KEY LOSSES

RB	Quinton Smith
LT	Rolf Krueger
NG	DeJuan Cooper
DE	Courtney Gordon
LB	Marcus Rucker
FS	Andray Downs
SS	Chad Price
P	Jared Scruggs



Chase Clement

2007 SPRING SIGNEES

Name	Pos	Ht	Wt	Yr.	Hometown/HS, JC or College
Keyshawn Carrington	TE	6-3	240	Fr.	Missouri City, Texas/Marshall
Taylor Dupree	RB	6-1	205	Fr.	Mesquite, Texas/Poteet
Kody Emmert	OL	6-7	240	Fr.	Liberty Hills, Texas/Liberty Hills
Michael Fuda	WR	6-0	180	Fr.	Katy, Texas/Katy
Jake Hicks	OL	6-4	265	Fr.	Montgomery, Texas/Montgomery
Justin Hill	RB	6-0	200	Fr.	Lake Dallas, Texas/Lake Dallas
Brent Hotard	QB	6-2	195	Fr.	Round Rock, Texas/Round Rock
Chris Jones	FS	6-3	175	Fr.	Arlington, Texas/Bowie
Randy Kitchens	ATH	6-3	190	Fr.	Robinson, Texas/Robinson
Joseph Leary	DB	6-1	180	Fr.	Copperas Cove, Texas/Copperas Cove
Kramer Lucio	DE	6-5	240	Fr.	Richardson, Texas/Berkner
Will Norris	ATH	6-1	220	Fr.	Plano, Texas/Prestonwood Christian
Cheta Ozougwu	LB	6-3	229	Fr.	Houston, Texas/Alief Taylor
Tyler Parish	OL	6-4	290	Fr.	Ardmore, Okla./Ardmore
Davon Primus	OT	6-3	315	Fr.	Humble, Texas/Humble
Tanner Shuck	LB	5-11	225	Fr.	Jenks, Okla./Jenks
Tyler Smith	RB	5-8	180	Fr.	Cedar Park, Texas/Cedar Park
Scott Solomon	DE	6-3	230	Fr.	San Antonio, Texas/Marshall
Brian Stacey	DT	6-3	255	Fr.	Houston, Texas/Klein Forest
Cameron Thompson	DT	6-1	275	Fr.	Cedar Hill, Texas/Cedar Hill
Brandon Tolbert	LB	6-0	195	Fr.	Texarkana, Texas/Texas
Aaron Williams	LB	6-3	210	Fr.	Mesquite, Texas/North

2007 ROSTER

No	Name	Pos	Ht	Wt	Yr	Exp	Hometown/HS, JC or College
14	Justin Abt	DB	6-0	205	Sr.	3L	San Antonio, Texas/Clark
25	Joseph Agnew	DB	6-0	200	So.	1L	Southlake, Texas/Carroll
1	Gary Anderson Jr.	DB	6-0	180	Sr.	2L	Little Rock, Ark./Pulaski Robinson
33	Max Anyiam	DB	6-2	210	Fr.	SQ	Garland, Texas/North Garland
35	Jonathan Arceneaux	LB	6-0	210	Fr.	SQ	Tyler, Texas/John Tyler
13	Joel Armstrong	WR	5-11	190	Sr.	3L	Longview, Texas/Longview
61	Scott Austin	OL	6-3	250	Sr.	2L	Tyler, Texas/Lee
68	Lute Barber	OL	6-7	300	Sr.	2L	Lubbock, Texas/Coronado
11	Pierre Beasley	WR	6-3	210	Fr.	SQ	Houston, Texas/Spring Westfield
63	David Berken	OL	6-4	295	Jr.	2L	Lake Arthur, La./Crowley ND
10	Bio Bilaye-Benibo	RB	6-0	215	Sr.	2L	Corpus Christi, Texas/Calallen
90	Victor Brooks	DE	6-4	270	So.	1L	Portland, Texas/Gregory-Portland
42	Robert Calhoun	LB	6-1	220	So	1L	Duncanville, Texas/Duncanville
58	Jonathan Cary	DL	6-3	290	Sr.	2L	Palestine, Texas/Palestine
40	James Casey	DE	6-4	245	Fr	HS	Azle, Texas/Azle
99	George Chukwu	DE	6-2	300	Sr.	3L	Houston, Texas/Fort Bend Bush
16	Chase Clement	QB	6-1	190	Jr.	2L	Alamo Heights, Texas/Alamo Heights
59	Ryan Craig	LB	5-10	195	So.	1L	Houston, Texas/Stratford
21	Dietrich Davis	DE	6-2	245	Jr.	2L	Brackettville, Texas/Brackettville
81	Jarett Dillard	WR	5-11	180	Jr.	2L	San Antonio, Texas/Sam Houston
3	Toren Dixon	WR	6-2	220	So.	1L	Baton Rouge, La./Redemptorist
24	Chris Douglas	WR	5-9	175	So.	1L	Fort Worth, Texas/All Saints Episcopal
46	Clark Fangmeier	PK	5-11	180	So.	1L	Houston, Texas/Northland Christian
32	Willie Garley	LB	5-11	190	Fr	SQ	Victoria, Texas/Memorial
34	Terrance Garmon	LB	6-3	215	So.	1L	Tyler, Texas/John Tyler
18	Jeremy Goodson	WR	5-9	170	So.	SQ	Houston, Texas/Lamar Consolidated
57	Robby Hamilton	OL	6-3	285	Jr.	2L	Sugar Land, Texas/Fort Bend Hightower
26	Bubba Heard	RB	5-11	190	Sr.	2L	Sinton, Texas/Sinton
7	Tommy Henderson	WR	5-9	180	Jr.	2L	Wichita Falls, Texas/Wichita Falls
72	Robby Heos	OL	6-4	300	Sr.	3L	Pearland, Pearland
36	Vernon James	LB	6-1	220	Jr.	2L	Spring, Texas/Westfield
41	Luke Juist	PK-P	6-1	210	Sr.	3L	Houston, Texas/Strake Jesuit
43	Ryan Kennedy	DB	5-10	190	Fr.	SQ	Abilene, Texas/Abilene


No	Name	Pos	Ht	Wt	Yr	Exp	Hometown/HS, JC or College
15	Brandon King	DB	5-9	180	Jr.	2L	Moss Point, Miss./Moss Point
27	Marcus Knox	WR	5-9	200	So.	1L	Houston, Texas/Bellaire Episcopal
51	Brandon Long	DS	5-11	230	Fr.	SQ	Deer Park, Texas/Deer Park
49	Casey Marchbanks	RB	6-0	200	So.	SQ	Austin, Texas/S.F. Austin
96	Travis Mason	DE	6-4	275	So.	1L	Oklahoma City, Okla./Casady
12	Drew Mehringer	QB	6-0	205	Fr.	SQ	Mansfield, Texas/Mansfield
60	Jimmy Miller	OL	6-3	300	Jr.	2L	Richmond, Texas/Fort Bend Austin
91	Todd Mohr	DL	6-1	275	Jr.	1L	Houston, Texas/Cypress Creek
88	Will Moss	TE	6-4	255	Jr.	2L	Bonham, Texas/Bonham
54	Scott Nimmons	OL	6-3	260	So	SQ	Houston, Texas/Clear Lake
87	Andrew Novak	WR	6-3	215	So.	1L	Ennis, Texas/Ennis
52	David Perkins	OL	6-3	285	Sr.	3L	Seabrook, Texas/Clear Lake
74	Chris Ptaszek	DL	6-5	300	Jr.	2L	Houston, Texas/Tomball
31	Brian Raines	LB	6-1	220	Jr.	2L	Missouri City, Texas/FB Willowridge
6	Patrick Randolph	DB	5-11	170	Fr.	SQ	Tuscaloosa, Ala./Paul W. Bryant
30	Andrew Sendejo	DB	6-2	210	So.	1L	Canyon Lake, Texas/Smithson Valley
9	Ja'Corey Shepherd	DB	5-11	180	Jr.	2L	Lufkin, Texas/Lufkin
17	John Shepherd	QB	6-1	190	So.	1L	El Dorado, Ark./El Dorado
86	Will Shoppa	TE	6-3	230	Fr.	SQ	Fort Worth, Texas/All Saints Episcopal
80	Corbin Smiter	WR	6-2	220	So.	1L	Southlake, Texas/Carroll
20	Bencil Smith	DB	5-11	195	Jr.	2L	Houston, Texas/Lamar
19	Ahmad Sweeney	WR	5-10	180	So.	SQ	Missouri City, Texas/Fort Bend Hightower
29	Carl Taylor	DB	6-1	200	Jr.	2L	Dallas, Texas/Carter
67	Preston Thompson	OL	6-5	290	So	SQ	El Paso, Texas/Coronado
23	Jon Turner	DB	5-9	200	Sr.	2L	Plano, Texas/Plano West
28	C.J. Ugokwe	RB	5-11	220	So.	1L	Plano, Texas/Plano East
75	Cameron Vester	OL	6-3	255	Fr.	SQ	Haslet, Texas/Fort Worth Northwest
84	Taylor Wardlow	TE	6-6	205	So.	1L	Grapevine, Texas/Grapevine
82	John Welch	WR	6-0	180	So.	1L	Gautier, Miss./Gautier
38	Aubrey White	DB	6-1	200	Sr.	2L	Thorndale, Texas/Thorndale
79	Charlie Wiebusch	OL	6-3	320	So.	SQ	McAllen, Texas/Sharyland
73	Austin Wilkinson	OL	6-2	270	Jr.	2L	The Woodlands, Texas/The Woodlands



Robby Heos



Austin Wilkinson



George Chukwu



Joel Armstrong

YEAR	COACH	OVERALL	C-USA	BOWL	YEAR	COACH	OVERALL	C-USA	BOWL
2006	Todd Graham	7-6-0	6-2	New Orleans	1953	Jess Neely	9-2-0		Cotton
2005	Ken Hatfield	1-10-0	1-7		1952	Jess Neely	5-5-0		
2004	Ken Hatfield	3-8-0			1951	Jess Neely	5-5-0		
2003	Ken Hatfield	5-7-0			1950	Jess Neely	6-4-0		
2002	Ken Hatfield	4-7-0			1949	Jess Neely	10-1-0		Cotton
2001	Ken Hatfield	8-4-0			1948	Jess Neely	5-4-1		
2000	Ken Hatfield	3-8-0			1947	Jess Neely	6-3-1		
1999	Ken Hatfield	5-6-0			1946	Jess Neely	9-2-0		Orange
1998	Ken Hatfield	5-6-0			1945	Jess Neely	5-6-0		
1997	Ken Hatfield	7-4-0			1944	Jess Neely	5-6-0		
1996	Ken Hatfield	7-4-0			1943	Jess Neely	3-7-0		
1995	Ken Hatfield	2-8-1			1942	Jess Neely	7-2-1		
1994	Ken Hatfield	5-6-0			1941	Jess Neely	6-3-1		
1993	Fred Goldsmith	6-5-0			1940	Jess Neely	7-3-0		
1992	Fred Goldsmith	6-5-0			1939	Jimmy Kitts	1-9-1		
1991	Fred Goldsmith	4-7-0			1938	Jimmy Kitts	4-6-0		
1990	Fred Goldsmith	5-6-0			1937	Jimmy Kitts	6-3-2		Cotton
1989	Fred Goldsmith	2-8-1			1936	Jimmy Kitts	5-7-0		
1988	Jerry Berndt	0-11-0			1935	Jimmy Kitts	8-3-0		
1987	Jerry Berndt	2-9-0			1934	Jimmy Kitts	9-1-1		
1986	Jerry Berndt	4-7-0			1933	Jack Meagher	3-8-0		
1985	Watson Brown	3-8-0			1932	Jack Meagher	7-3-0		
1984	Watson Brown	1-10-0			1931	Jack Meagher	6-4-0		
1983	Ray Alborn	1-10-0			1930	Jack Meagher	8-4-0		
1982	Ray Alborn	0-11-0			1929	Jack Meagher	2-7-0		
1981	Ray Alborn	4-7-0			1928	Claude Rothgeb	2-7-0		
1980	Ray Alborn	5-6-0			1927	John W. Heisman	2-6-1		
1979	Ray Alborn	1-10-0			1926	John W. Heisman	4-4-1		
1978	Ray Alborn	2-9-0			1925	John W. Heisman	4-4-1		
1977	Homer Rice	1-10-0			1924	John W. Heisman	3-5-0		
1976	Homer Rice	3-8-0			1923	Phil Arbuckle	3-5-0		
1975	Al Conover	2-9-0			1922	Phil Arbuckle	4-4-0		
1974	Al Conover	2-8-1			1921	Phil Arbuckle	4-4-1		
1973	Al Conover	5-6-0			1920	Phil Arbuckle	4-2-2		
1972	Al Conover	5-5-1			1919	Phil Arbuckle	8-1-0		
1971	Bill Peterson	3-7-1			1918	John Anderson	1-5-1		
1970	Bo Hagan	5-5-0			1917	Phil Arbuckle	7-1-0		
1969	Bo Hagan	3-7-0			1916	Phil Arbuckle	6-1-2		
1968	Bo Hagan	0-9-1			1915	Phil Arbuckle	5-3-0		
1967	Bo Hagan	4-6-0			1914	Phil Arbuckle	3-2-3		
1966	Jess Neely	2-8-0			1913	Phil Arbuckle	4-0-0		
1965	Jess Neely	2-8-0			1912	Phil Arbuckle	3-2-0		
1964	Jess Neely	4-5-1							
1963	Jess Neely	6-4-0							
1962	Jess Neely	2-6-2							
1961	Jess Neely	7-4-0		Bluebonnet					
1960	Jess Neely	7-4-0		Sugar					
1959	Jess Neely	1-7-2							
1958	Jess Neely	5-5-0							
1957	Jess Neely	7-4-0		Cotton					
1956	Jess Neely	4-6-0							
1955	Jess Neely	2-7-1							
1954	Jess Neely	7-3-0							

BOWL RESULTS (4-4)

Bowl	Opponent	Result	Year
New Orleans	Troy	L, 17-41	2006
Bluebonnet	Kansas	L, 7-33	1961
Sugar	Mississippi	L, 6-14	1961
Cotton	Navy	L, 7-20	1958
Cotton	Alabama	W, 28-6	1954
Cotton	North Carolina	W, 27-13	1950
Orange	Tennessee	W, 8-0	1947
Cotton	Colorado	W, 28-14	1938



QUICK FACTS

Location: Dallas, Texas
 Founded: 1911
 Enrollment: 10,901
 Nickname: Mustangs
 Colors: Red and Blue
 Stadium: Gerald J. Ford Stadium (32,000)
 Field Surface: A-Turf
 President: Dr. R. Gerald Turner
 FAR: C. Paul Rogers III
 Athletics Director: Steve Orsini
 SWA: Koni Daws
 Head Coach: Phil Bennett

SPORTS INFORMATION

Assistant AD/Football SID: Brad Sutton
 Office Phone: 214/768-2883
 Cell Phone: 214/914-8705
 Fax: 214/768-2044
 E-Mail: bsutton@smu.edu
 Website: www.SMUMustangs.com
 Press Box Phone: 214/768-7730

FOOTBALL FACTS

Basic Offense: Multiple/Spread
 Basic Defense: 4-3
 Lettermen Returning/Lost: 39/10
 Starters Returning:
 Offense 9
 Defense 7
 Specialists 4
 2006 Record: 6-6
 2006 C-USA Record: 4-4
 2006 Postseason: None
 All-Time Record: 433-448-54 (.492)
 Bowl Appearances: 10
 Bowl Record: 4-5-1
 Last Appearance: 1984, Aloha

KEY DATES

Players Report: August 5
 Media Day: August 4
 Fall Classes Begin: August 23

DID YOU KNOW?

SMU received the American Football Coaches Association 2006 Academic Achievement Award after it recorded a 100 percent graduation rate when all members of its 2000-01 freshman class earned a degree.



PHIL BENNETT

Alma Mater: Texas A&M '78
 Career Record: 17-41 (.293) 5 seasons
 Record at SMU: 17-41 (.293) 5 seasons

Did You Know?

Every assistant coach on Phil Bennett's staff is either a native of or has coached and recruited the state of Texas. Those ties have reaped rewards in recruiting during his tenure.



Dr. R. Gerald Turner
President



Steve Orsini
Athletic Director



Koni Daws
SWA



Brad Sutton
Football SID



2007 SCHEDULE

S3 (Mon.)	TEXAS TECH (ESPN)	3:00p
S8	NORTH TEXAS	7:00p
S15	at Arkansas State	6:00p
S22	at TCU (CSTV)	7:30p
S29	UTEP (CSTV)	3:30p
O13	at Southern Miss (CSTV)	6:30p
O20	TULANE	2:00p
O27	at Tulsa	2:00p
N4 (Sun.)	at Houston (ESPN)	7:00p
N10	RICE	2:00p
N17	UCF	2:00p
N24	at Memphis	1:00p

All times are Central and subject to change
Conference games in bold italic.

2006 RESULTS

S2	at (25) Texas Tech	L	3-35	0-1
S9	at North Texas	L	6-24	0-2
S16	SAM HOUSTON STATE	W	45-14	1-2
S23	ARKANSAS STATE	W	55-9	2-2
S30	at Tulane (CSTV)	W	33-28	3-2
O7	at UTEP	L	21-24	3-3
O14	MARSHALL	W	31-21	4-3
O21	at East Carolina	L	21-38	4-4
O31 (Tue.)	UAB (ESPN2)	W	22-9	5-4
N11	HOUSTON	L	27-37	5-5
N18	TULSA	W	34-24	6-5
N25	at Rice	L	27-31	6-6



Thomas Morstead

HEAD COACH PHIL BENNETT

Hometown: Marshall, Texas
 Alma Mater: Texas A&M '78
 Birthdate: December 3, 1955

COACHING EXPERIENCE

2001-	SMU	Head Coach - 17-41-0 (.293) - 5 seasons
1999-2001	Kansas State	Defensive Coordinator/Secondary
1998	Oklahoma	Recruiting Coordinator/Secondary
1997	TCU	Defensive Coordinator
1995-96	Texas A&M	Defensive Coordinator
1992-94	LSU	Asst. Head Coach/Defensive Coordinator
1991	LSU	Outside Linebackers
1897-90	Purdue	Defensive Coordinator
1983-86	Iowa State	Defensive Coordinator
1982	TCU	Tight Ends/Tackles
1979-82	Texas A&M	Defensive Ends

Career Record: 17-41-0 (.293) - 5 seasons

COACHING STAFF

Defensive Coordinator/Defensive Backs: Jim Gush (Bucknell '81)
 Offensive Coordinator/Quarterbacks: Rusty Burns (Springfield '78)
 Defensive Ends/Recruiting Coordinator: Eric Roark
 (SE Oklahoma State '84)
 Wide Receivers: Larry Edmondson (Texas A&M '83)
 Running Backs: Clarence James (Langston '73)
 Defensive Tackles: Joe Sawyer (Harding '89)
 Offensive Line: Ronnie Vinklerek (SW Texas State '81)
 Linebackers: Joe Tumpkin (Michigan Tech '94)
 Tight Ends/Tackles: Flint Risien (Texas A&M '84)

FOOTBALL OFFICE

Phone: 214/768-3677 Fax: 214/768-9467

NOTING THE MUSTANGS

- SMU finished the 2006 season with a 6-6 record. It was the first non-losing season for the Mustangs since the 1997 team finished 6-5.
- Quarterback **Justin Willis** re-wrote the Mustangs record books as he earned C-USA Freshman of the Year honors. Willis broke the 38-year-old school record for touchdown passes, set by Chuck Hixson with 21 in 1968, by tossing 26 scoring strikes his first year with the Mustangs. For the year, Willis was 182-of-270 for 2,047 yards and only six interceptions. His quarterback rating for the season was 158.4, which was 10th best in the nation.
- Sophomore WR **Emmanuel Sanders** caught TD passes in six-straight games last season, breaking a 29-year old SMU record for consecutive games with a TD catch. On the season, he led the Mustangs in receptions (46), receiving yards (605) and TD catches (9).
- Junior RB **DeMyron Martin** hopes to rebound from an injury-plagued 2006 season in which he still led the team in rushing (364 yards) and rushing touchdowns (4).
- SMU's trio of starting senior linebackers - **Reggie Carrington**, **Tony Hawkins** and **Wilton McCray** - combined for five sacks and 25 tackles for loss in 2006. With their help, SMU led C-USA in tackles-for-loss and rushing defense.
- Junior P **Thomas Morstead** led Conference USA and ranked 15th nationally in punting average at 43.8, earning first team All-C-USA honors. His average was the best season mark by an SMU punter since 1985.
- The Mustangs had 22 scoring drives that took less than two minutes last season.

2006 TEAM STATISTICS

CATEGORY	SMU	OPPONENTS
First Downs	205	239
Rushes-Yards	404-1503	403-1290
Rushing Yards/Game	125.2	107.5
Passes Att./Comp./Int.	316-203-10	418-268-11
Completion Pct.	.642	.641
Passing Yards	2331	2950
Passing Yards/Game	194.2	245.8
Total Off. Plays/Yds	720-3834	821-4240
Total Offense/Game	319.5	353.3
Punts-Average	51-43.0	48-38.4
Punt Returns-Avg.	23-7.8	22-10.3
Kickoff Returns-Avg.	44-23.0	43-19.5
Interceptions-Yards	11-70	10-43
Fumbles-Lost	24-12	23-12
Penalties-Yards	78-642	75-592
3rd Down Conversions	62-155	79-173
3rd Down Conversion Percentage	.400	.456
4th Down Conversions	5-13	5-18
4th Down Conversion Percentage	.385	.278
Sacks By-Yards	31-244	32-225
Avg. Time of Possession	27:25	32:35

2006 INDIVIDUAL LEADERS

RUSHING	ATT.	YDS.	AVG.	TD	LONG
DeMyron Martin	92	369	4.0	4	64
Justin Willis	132	354	2.7	3	30
James Mapps	69	321	4.7	2	34
TOTALS	404	1503	3.7	7	72

PASSING	ATT.	COMP	PCT.	INT	YARDS	TD
Justin Willis	270	182	.674	6	2047	26
Corey Slater	44	20	.455	4	209	2
TOTALS	316	203	.642	10	2331	29

RECEIVING	REC	YDS.	AVG.	TD	LONG
Emmanuel Sanders	46	605	13.2	9	56
Bobby Chase	37	507	13.7	3	75
Reynaldo Pellerin	30	196	6.5	3	19
TOTALS	203	2331	11.5	29	75

FIELD GOALS	MADE-ATT.	PCT.	LONG
Thomas Morstead	13-18	.722	50
TOTALS	13-18	.722	50

PUNTING	NO.	YARDS	AVG.	IN 20	LONG
Thomas Morstead	50	2191	43.8	18	65
TOTALS	51	2191	43.0	18	65

TACKLES	SOLOS	AST	TOTAL
Joe Sturdivant	80	29	109
Reggie Carrington	60	20	80
Wilton McCray	42	28	70
Justin Rogers	41	18	59
Tony Hawkins	40	13	53
TOTALS	557	226	783

INTERCEPTIONS	NO.	YDS.	AVG.	TD
Devin Lowery	3	15	5.0	0
Tony Hawkins	2	25	12.5	1
TOTALS	11	70	6.4	1

Great Coach in Mustangs History

Madison Bell (1935-1941, 1945-1949) 79-40-8

Bell took over the SMU program in 1935 and led the Mustangs to a 12-1 record and an appearance in the Rose Bowl. His inaugural team was ranked No. 1 in the country for most of the season and defeated second-ranked TCU for the unofficial national championship and the right to play in the Rose Bowl against Stanford. In all, Bell spent 12 years at the Mustang helm and finished with 79 wins. His 127 games coached and .653 winning percentage both rank second all-time among SMU coaching records. Bell retired from coaching after the 1949 season and served as SMU's athletic director until 1964. He was inducted into the College Football Hall of Fame in 1955.

2007 DEPTH CHART

(Returning Starters in Bold)

LETTERMEN

Returning/Lost: 39/10

STARTERS

Offensive Returning/Lost: 9/2

Defensive Returning/Lost: 7/4

Special Teams Returning/Lost: 4/0

OFFENSE

T-WR	Columbus Givens , Jessie Henderson
X-WR	Devin Lowery, Zach Zimmerman
Z-WR	Zack Sledge, Zach Rhodes
Y-WR	Emmanuel Sanders , Morgan Hudnall
LT	Ben Poynter , Chase Smith
LG	Sean Lobo , Tommy Poynter
C	Mitch Enright, Joe Holmes
RG	Caleb Peveto , Brad Lankford
RT	Kenard Burley , Lucky DeLay, Ross Nigh
TE	Vincent Chase, Andrew McKinney, Mario Walker
QB	Justin Willis , Corey Slater, Zach Rhodes
RB	DeMyron Martin , James Mapps, Chris Butler
RB	Cedric Dorsey , Fred Turner

DEFENSE

LDE	Patrick Handy, Justin Smart, Jordan Johnson
DT	Charlie Berry, Zac Thomas, Mickey Dollens
NG	Chris Parham, Ryan Leonard, Kyle DeGroat
RDE	Cory Muse , Kyle Griffin, Adrian Dizer
SAM	Tony Hawkins , Will Bonilla, Taylor Bon
MIKE	Reggie Carrington , Damon Hurst, Ryan Moczygemba
WILL	Wilton McCray , Will Bonilla, Jason Jackson
LCB	Bryan McCann , Brandon Jones
SS	Bryce Hudman , De'Von Bailey
FS	Rock Dennis or David Haynes
RCB	Jonathan Lindley , Brandon Jones, Tim Crosby

SPECIALISTS

K	Thomas Morstead , Kellis Cunningham , Brayden Harris
P	Thomas Morstead , Andrew Galloway
KR	Jessie Henderson , Emmanuel Sanders
PR	Emmanuel Sanders , Bryan McCann, Columbus Givens

KEY LOSSES

DE	Justin Rogers
DT	Adrian Haywood
SS	Joe Sturdivant
LT	Darrin Johnson
TE	Ryan Kennedy
WR	Bobby Chase
WR	Reynaldo Pellerin



Emmanuel Sanders

2007 SPRING SIGNEES

Name	Pos	Ht	Wt	Yr.	Hometown/HS, JC or College
De'Von Bailey	S/WR	6-2	200	Fr.	Lawton, Okla./Eisenhower
Kelvin Beachum, Jr.	OL	6-3	270	Fr.	Mexia, Texas/Mexia
Derrius Bell	CB	5-10	165	Fr.	Dallas, Texas/Hillcrest
Rodney Bradley	WR	6-0	178	Fr.	Dallas, Texas/Lake Highlands
J.T. Brooks	OL	6-5	310	Fr.	Arlington, Texas/Martin
Szymon Czerniak	DT	6-5	236	Fr.	Houston, Texas/Stratford
Rock Dennis	S	5-10	185	Jr.	Leavenworth, Kan./Garden City C.C.
D.J. Emerson	S/CB	5-10	170	Fr.	Brookshire, Texas/Royal
Patrick Fleming	TE	6-4	220	Fr.	Houston, Texas/Cyprus Creek
Ben Goldthorpe	DE/DT	6-2	240	Fr.	Denton, Texas/Ryan
Bradley Haynes	WR	6-3	203	Fr.	Mansfield, Texas/Summit
Julian Herron	LB	6-0	205	Fr.	Arlington, Texas/Bowie
Jamell Kennedy	WR	5-11	165	Fr.	Gilmer, Texas/Gilmer
Ryan Leonard	DT	6-1	292	Fr.	Lewisville, Texas/Naval Prep
Josh LeRibeus	OL	6-4	325	Fr.	Richardson, Texas/Berkner
Derek Lilly	OL	6-2	297	Fr.	Mansfield, Texas/Mansfield
Aldrick Robinson	WR	5-10	170	Fr.	Waxahachie, Texas/Waxahachie
Josh Robinson	DE	6-4	235	Fr.	Garland, Texas/South Garland
Bryce Tennison	OL	6-3	298	Fr.	Austin, Texas/McNeil
Kelly Turner	OL	6-3	280	Fr.	Dallas, Texas/Highland Park
Logan Turner	QB	6-0	180	Fr.	Springtown, Texas/Springtown
Terrance Wilkerson	QB/ATH	5-11	170	Fr.	DeSoto, Texas/DeSoto
Youri Yenga	OLB/DE	6-2	220	Fr.	Eules, Texas/Trinity

2007 ROSTER

No	Name	Pos	Ht	Wt	Yr	Exp	Hometown/HS, JC or College
	De'Von Bailey	6-2	200	S/WR	Fr.	HS	Lawton, Okla./Eisenhower
45	Bobby Babcock	6-2	240	DE	Fr.	RS	Glen Allen, Va./Deep Run
	Kelvin Beachum, Jr.	6-3	270	OL	Fr.	HS	Mexia, Texas/Mexia
30	Jim Beckner	5-10	180	WR	So.	OL	Nashville, Tenn./MBA
	Derrius Bell	5-10	165	CB	Fr.	HS	Dallas, Texas/Hillcrest
59	Sam Bennett	6-1	250	DS	So.	1L	Dallas, Texas/Highland Park
92	Charlie Berry	6-3	280	DT	Sr.	3L	Dallas, Texas/Highland Park
54	Taylor Bon	6-3	210	LB	Fr.	RS	Kingwood, Texas/Kingwood
27	Will Bonilla	5-11	205	LB	Jr.	2L	Corpus Christi, Texas/Carroll
	Rodney Bradley	6-0	178	WR	Fr.	HS	Dallas, Texas/Lake Highlands
	J.T. Brooks	6-5	310	OL	Fr.	HS	Arlington, Texas/Martin
85	Josh Bryant	5-8	170	WR	So.	TR	Bellville, Texas/Bellville
23	Russell Burgess	5-10	175	DB	Fr.	RS	Plano, Texas/Dallas Bishop Lynch
76	Kenard Burley	6-5	310	OL	Sr.	2L	Rosser, Texas/Scurry-Rosser
39	Phillip Burley	6-3	210	WR	Fr.	RS	Rosser, Texas/Scurry-Rosser
33	Chris Butler	5-10	210	RB	Fr.	RS	Brusly, Texas/Brusly
53	Reggie Carrington	6-2	240	LB	Sr.	3L	Tomball, Texas/Tomball
86	Vincent Chase	6-5	255	TE	Jr.	1L	Irving, Texas/Irving
20	Chase Courtney	5-10	180	DB	Fr.	RS	Alexandria, La./Menard Central
82	Calvin Crockett	6-2	255	DE	Fr.	RS	Grand Prairie, Texas/South Grand Prairie
35	Tim Crosby	5-11	170	DB	Fr.	RS	Garland, Texas/Garland
4	Kellis Cunningham	5-11	180	P/K	So.	1L	Carrollton, Texas/Creekview
	Szymon Czerniak	6-5	236	DT	FR	HS	Houston, Texas/Stratford
57	Kyle DeGroat	6-0	270	DL	Fr.	RS	Dallas, Texas/Carter
55	Lucky DeLay	6-4	265	OL	Sr.	1L	Irving, Texas/MacArthur
10	Rock Dennis	5-10	175	DB	Jr.	TR	Leavenworth, Kansas/Garden City CC
30	Adrian Dizer	6-6	250	DE	So.	OL	Clarksville, Texas/Clarksville
95	Mickey Dollens	6-3	260	DL	Fr.	RS	Bartlesville, Okla./Bartlesville
23	Cedrick Dorsey	5-11	200	RB	Sr.	3L	New Boston, Texas/New Boston
32	KJ Ellis	6-2	205	S/LB	So	TR	Arlington, Texas/Texas Tech
	Serge Elizee	6-1	300	DT	Jr.	TR	Miami, Fla./College of the Sequoias/Minnesota
14	D.J. Emerson	5-11	185	WR	Fr.	HS	Brookshire, Texas/Royal
51	Mitch Enright	6-2	275	OL	So.	1L	Southlake, Texas/Southlake
	Patrick Fleming	6-4	220	TE	Fr.	HS	Houston, Texas/Cyprus Creek
52	Pete Fleps	6-2	220	LB	Fr.	RS	Southlake, Texas/Carroll
11	Andrew Galloway	6-4	230	P	Jr.	OL	Manhattan, Kan./Manhattan
96	Josh Geldert	6-3	230	DE	Fr.	RS	Dallas, Texas/Lake Highlands
4	Columbus Givens	6-0	175	WR	Jr.	2L	Killeen, Texas/Killeen
	Ben Goldthorpe	6-2	240	DE/DT	Fr.	HS	Denton, Texas/Ryan
34	Bruce Greenberg	5-7	165	WR	Fr.	RS	Columbia, S.C./Hammond School
91	Kyle Griffin	6-4	230	DE	Jr.	2L	Colleyville, Texas/Colleyville Heritage
94	Patrick Handy	6-2	250	DE	Jr.	2L	Spring, Texas/Westfield
18	Brayden Harris	5-11	195	P/K	Jr.	OL	Austin, Texas/Westlake
38	Tony Hawkins	6-1	210	LB	Sr.	3L	Longview, Texas/Pine Tree
	Bradley Haynes	6-3	203	WR	Fr.	HS	Mansfield, Texas/Summit
7	David Haynes	5-9	190	DB	Jr.	2L	McGregor, Texas/McGregor
9	Jessie Henderson	5-9	170	WR	Jr.	2L	Paris, Texas/Paris
	Julian Herron	6-0	205	LB	Fr.	HS	Arlington, Texas/Bowie
75	Josh Hickman	6-3	270	OL	So.	OL	Rowlett, Texas/Rowlett
62	Joe Holmes	6-2	295	OL	Sr.	OL	Corsicana, Texas/Navarro JC
28	Bryce Hudman	6-2	200	DB	So	1L	Spring, Texas/Klein Oak
25	Morgan Hudnall	5-10	162	WR	Fr.	RS	Dallas, Texas/Highland Park
90	Rush Hughes	6-3	220	DE	Fr.	RS	Richardson, Texas/Pearce
44	Damon Hurst	6-0	215	LB	Sr.	1L	Waco, Texas/Navarro JC
23	Jason Jackson	6-0	220	LB	Fr.	RS	Little Rock, Ark./Episcopal Collegiate
47	Brett Johnson	6-1	210	LB	Jr.	OL	Houston, Texas/Houston Christian
49	Jordan Johnson	6-3	245	DE	Fr.	RS	Carrollton, Texas/Creekview

No	Name	Pos	Ht	Wt	Yr	Exp	Hometown/HS, JC or College
25	La'Cori Johnson	5-9	165	DB	Jr.	1L	Atlanta, Texas/Atlanta
22	Brandon Jones	6-0	170	DB	Sr.	2L	Arlington, Texas/Highlands/Kan.
41	Tyler Jones	6-1	180	DB	Fr.	RS	Emory, Texas/Rains
	Jamell Kennedy	5-11	165	WR	Fr.	HS	Gilmer, Texas/Gilmer
29	Chase Kennemer	6-0	215	LB	So.	TR	Arlington, Texas/Texas A&M
63	Brad Lankford	6-4	275	OL	So.	OL	Waco, Texas/Waco
56	Ryan Leonard	6-0	285	DL	Fr.	HS	Lewisville, Texas/Hebron
	Josh LeRibeus	6-4	325	OL	Fr.	HS	Richardson, Texas/Berkner
	Derek Lilly	6-2	297	OL	Fr.	HS	Mansfield, Texas/Mansfield
21	Jonathan Lindley	6-0	190	DB	Sr.	3L	Sulphur Springs, Texas/Sulphur Springs
74	Sean Lobo	6-3	295	OL	Jr.	1L	Arlington, Texas/Sam Houston
3	Devin Lowery	5-11	175	WR	Sr.	3L	Grand Prairie, Texas/Grand Prairie
20	James Mapps	5-10	175	RB	So.	1L	Royce City, Texas/Royce City
8	DeMyron Martin	6-2	230	RB	Jr.	2L	Allen, Texas/Allen
6	Bryan McCann	6-0	175	DB	So.	1L	Oklahoma City, Oklahoma/Putnam City
24	Russ McCary	6-1	180	P	Fr.	RS	The Woodlands, Texas/Woodlands
5	Wilton McCray	6-0	205	LB	Sr.	3L	LaMarque, Texas/LaMarque
45	Andrew McKinney	6-4	265	TE	Jr.	2L	Decatur, Texas/Decatur
26	A'Darius Medford	5-10	175	DB	Fr.	RS	Garland, Texas/North Garland
82	Austin Michelsen	6-4	260	TE	So.	TR	Arlington, Texas/Texas Tech
39	Ryan Moczyszemba	6-1	205	LB	Fr.	RS	Bulverde, Texas/Smithson Valley
29	Shaun Moore	6-1	180	WR	Fr.	RS	Lake Forest, Ill./Lake Forest
15	Thomas Morstead	6-5	215	P/K	Jr.	1L	Pearland, Texas/Pearland
11	Cory Muse	6-3	250	DE	Sr.	2L	Oklahoma City, Okla./Millwood
72	Ross Nigh	6-5	295	OL	So.	OL	Cuero, Texas/Cuero
55	John Nwisienyi	5-11	220	LB	Fr.	RS	Dallas, Texas/Jesuit
93	Chris Parham	6-3	295	DT	So.	OL	Fort Worth, Texas/North Crowley
50	Caleb Peveto	6-4	290	OL	Sr.	3L	Highland Village, Texas/Flower Mound Marcus
66	Ben Poynter	6-4	290	OL	Sr.	3L	Arlington, Texas/Lamar
67	Tommy Poynter	6-4	275	OL	Jr.	1L	Irving, Texas/MacArthur
22	Rob Pritchard	6-2	200	WR	Jr.	OL	Tulsa, Okla./Cascia Hall
58	Dominic Pryor	6-5	280	OL	Sr.	OL	Red Oak, Texas/Red Oak
10	Zach Rhodes	6-2	205	QB	Fr.	RS	New Braunfels, Texas/New Braunfels
	Aldrick Robinson	5-10	170	WR	Fr.	HS	Waxahachie, Texas/Waxahachie
	Josh Robinson	6-4	235	DE	Fr.	HS	Garland, Texas/South Garland
17	Emmanuel Sanders	6-1	170	WR	So.	1L	Bellville, Texas/Bellville
	DeMikel Shankle	6-0	195	DB	Fr.	HS	Longview, Texas/Spring Hill
12	Corey Slater	6-2	230	QB	Jr.	1L	Seattle, Washington/Dixie State JC
84	Zack Sledge	5-11	190	WR	Sr.	2L	Midland, Texas/Midland
40	Justin Smart	6-4	225	DE	Fr.	RS	Marshall, Texas/Marshall
64	Chase Smith	6-4	295	OL	So.	1L	Flower Mound, Texas/Flower Mound
42	Anthony Sowe	6-2	215	LB	Fr.	RS	Denton, Texas/Denton
43	Patrick Strotzman	6-0	240	LB	Fr.	RS	Flower Mound, Texas/Flower Mound
31	Kyle Sullivan	6-0	160	WR	Fr.	RS	Mission Viejo, Calif./Mission Viejo
65	Jackson Taylor	6-3	245	TE	Jr.	2L	Houston, Texas/Houston Christian
	Bryce Tennisson	6-3	298	OL	Fr.	HS	Austin, Texas/McNeil
46	Zac Thomas	6-4	260	DE	Fr.	RS	Stephenville, Texas/Stephenville
1	Fred Turner	5-10	195	RB	Sr.	3L	Arlington, Texas/Lamar
	Logan Turner	6-0	180	QB	Fr.	HS	Springtown, Texas/Springtown
	Kelly Walker	6-3	280	OL	Fr.	HS	Dallas, Texas/Highland Park
81	Mario Walker	6-2	230	TE	So.	1L	Marshall, Texas/Marshall
	Terrance Wilkerson	5-11	170	QB/ATH	Fr.	HS	DeSoto, Texas/DeSoto
16	Justin Willis	6-1	210	QB	So.	1L	Denton, Texas/Ryan
	Youri Yenga	6-2	220	OLB/DE	Fr.	HS	Euless, Texas/Trinity
5	Zach Zimmerman	6-1	165	WR	So.	OL	Flower Mound, Texas/Flower Mound



Jessie Henderson



Reggie Carrington



Cory Muse



DeMyron Martin

YEAR	COACH	OVERALL	C-USA	BOWL	YEAR	COACH	OVERALL	C-USA	BOWL
2006	Phil Bennett	6-6-0	4-4		1953	Chalmer Woodard	5-5-0		
2005	Phil Bennett	5-6-0	4-4		1952	H.N. Russell	4-5-1		
2004	Phil Bennett	3-8-0			1951	H.N. Russell	3-6-1		
2003	Phil Bennett	0-12-0			1950	H.N. Russell	6-4-0		
2002	Phil Bennett	3-9-0			1949	Madison Bell	5-4-1		
2001	Mike Cavan	4-7-0			1948	Madison Bell	9-1-1		Cotton
2000	Mike Cavan	3-9-0			1947	Madison Bell	9-0-2		Cotton
1999	Mike Cavan	4-6-0			1946	Madison Bell	4-5-1		
1998	Mike Cavan	1-1-0			1945	Madison Bell	5-6-0		
1997	Mike Cavan	6-5-0			1944	James H. Stewart	5-5-0		
1996	Tom Rossley	5-6-0			1943	James H. Stewart	2-7-0		
1995	Tom Rossley	1-10-0			1942	James H. Stewart	3-6-2		
1994	Tom Rossley	1-9-1			1941	Madison Bell	5-5-0		
1993	Tom Rossley	2-7-2			1940	Madison Bell	8-1-1		
1992	Tom Rossley	5-6-0			1939	Madison Bell	6-3-1		
1991	Tom Rossley	1-10-0			1938	Madison Bell	6-4-0		
1990	Forrest Gregg	1-10-0			1937	Madison Bell	5-6-0		
1989	Forrest Gregg	2-9-0			1936	Madison Bell	5-4-1		
1988	Season cancelled				1935	Madison Bell	12-1-0		Rose
1987	Season cancelled				1934	Ray Morrison	8-2-2		
1986	Bobby Collins	6-5-0			1933	Ray Morrison	4-7-1		
1985	Bobby Collins	6-5-0			1932	Ray Morrison	3-7-2		
1984	Bobby Collins	10-2-0		Aloha	1931	Ray Morrison	4-7-1		
1983	Bobby Collins	10-2-0		Sun	1930	Ray Morrison	3-7-2		
1982	Bobby Collins	11-0-1		Cotton	1929	Ray Morrison	9-1-1		
1981	Ron Meyer	10-1-0			1928	Ray Morrison	6-3-1		
1980	Ron Meyer	8-4-0		Holiday	1927	Ray Morrison	7-2-0		
1979	Ron Meyer	5-6-0			1926	Ray Morrison	8-0-1		
1978	Ron Meyer	4-6-1			1925	Ray Morrison	5-2-2		
1977	Ron Meyer	4-7-0			1924	Ray Morrison	5-1-4		
1976	Ron Meyer	3-8-0			1923	Ray Morrison	9-0-0		
1975	Dave Smith	4-7-0			1922	Ray Morrison	6-3-1		
1974	Dave Smith	6-4-1			1921	J. Burton Rix	1-6-1		
1973	Dave Smith	6-4-1			1920	J. Burton Rix	3-5-2		
1972	Hayden Fry	7-4-0			1919	J. Burton Rix	5-4-1		
1971	Hayden Fry	4-7-0			1918	J. Burton Rix	4-2-0		
1970	Hayden Fry	5-6-0			1917	J. Burton Rix	3-2-3		
1969	Hayden Fry	3-7-0			1916	Ray Morrison	0-8-2		
1968	Hayden Fry	8-3-0		Bluebonnet	1915	Ray Morrison	2-5-0		
1967	Hayden Fry	3-7-0							
1966	Hayden Fry	8-3-0		Cotton					
1965	Hayden Fry	4-5-1							
1964	Hayden Fry	1-9-0							
1963	Hayden Fry	4-7-0		Sun					
1962	Hayden Fry	2-8-0							
1961	Bill Meek	2-7-1							
1960	Bill Meek	0-9-1							
1959	Bill Meek	5-4-1							
1958	Bill Meek	6-4-0							
1957	Bill Meek	4-5-1							
1956	Chalmer Woodard	4-6-0							
1955	Chalmer Woodard	4-6-0							
1954	Chalmer Woodard	6-3-1							

BOWL RESULTS (4-5-1)

Bowl	Opponent	Result	Year
Aloha	Notre Dame	W, 27-20	1984
Sun	Alabama	L, 7-28	1983
Cotton	Pittsburgh	W, 7-3	1983
Holiday	BYU	L, 45-46	1980
Bluebonnet	Oklahoma	W, 28-27	1968
Cotton	Georgia	L, 9-24	1966
Sun	Oregon	L, 14-21	1963
Cotton	Oregon	W, 21-13	1949
Cotton	Penn State	T, 13-13	1948
Rose	Stanford	L, 0-7	1936

SOUTHERN MISS



QUICK FACTS

Location: Hattiesburg, Miss.
 Founded: 1910
 Enrollment: 15,000
 Nickname: Golden Eagles
 Colors: Black and Gold
 Stadium: M.M. Roberts Stadium (33,000)
 Field Surface: Momentum Turf
 President: Dr. Martha D. Saunders
 FAR: Dr. Dennis Phillips
 Athletics Director: Richard Giannini
 SWA: Sonya Varnell
 Head Coach: Jeff Bower

SPORTS INFORMATION

Associate A.D.: Mike Montoro
 Office Phone: 601/266-4503
 Cell Phone: 601/297-1435
 Fax: 601/266-4507
 E-Mail: michael.montoro@usm.edu
 Website: www.SouthernMiss.com
 Press Box Phone: 601/266-5523

FOOTBALL FACTS

Basic Offense: Multiple/One Back/Two Back
 Basic Defense: 4-3
 Lettermen Returning/Lost: 40/23
 Starters Returning:
 Offense 6
 Defense 9
 Specialists 2
 2006 Record: 9-5
 2006 C-USA Record: 6-2
 2006 Postseason: GMAC Bowl
 All-Time Record: 519-347-27 (.596)
 Bowl Appearances: 17
 Bowl Record: 8-9-0
 Last Appearance: 2006, GMAC Bowl

KEY DATES

Players Report: August 2
 Media Day: August 12
 Fall Classes Begin: August 22

DID YOU KNOW?

Southern Miss has enjoyed 13-straight winning seasons, nine bowl appearances in the last 10 years, including five straight, and four C-USA championships.

JEFF BOWER

Alma Mater: Southern Miss '75
 Career Record: 112-77-1 (.592) 16 seasons
 Record at Southern Miss:
 112-77-1 (.592) 16 seasons

Did You Know?

Jeff Bower has been associated with Southern Miss football for almost one-third of its 90-year history as a player, assistant coach and head coach.



Dr. Martha D. Saunders
President



Richard Giannini
Athletic Director



Sonya Varnell
SWA



Mike Montoro
Football SID



2007 SCHEDULE

S1	TENNESSEE-MARTIN	6:00p
S8	at Tennessee	TBA
S15	at East Carolina	5:00p
S27 (Thu.)	at Boise State (ESPN)	6:30p
O3 (Wed.)	RICE (ESPN 2)	7:00p
O13	SMU (CSTV)	6:30p
O21 (Sun.)	at Marshall (ESPN)	7:00p
O28 (Sun.)	UCF (ESPN)	7:00p
N3	at UAB (CSS)	6:00p
N10	MEMPHIS (CSS)	3:30p
N17	at UTEP (CSTV)	6:30p
N24	ARKANSAS STATE	2:00p

All times are Central and subject to change
Conference games in bold italic.



Shawn Nelson

2006 RESULTS

S2	at (7) Florida (Sun Sports)	L	7-34	0-1
S9	SOUTHEASTERN LA.	W	45-0	1-1
S16	NORTH CAROLINA STATE	W	37-17	2-1
S26 (Tue.)	at UCF (ESPN 2)	W	19-14	3-1
O3 (Tue.)	at Tulsa (ESPN 2)	L	6-20	3-2
O14	HOUSTON	W	31-27	4-2
O21	at Virginia Tech	L	6-36	4-3
O28	EAST CAROLINA (CSTV)	L	17-20 (ot)	4-4
N5 (Sun.)	at Memphis (ESPN)	W	42-21	5-4
N11	at Tulane	W	31-3	6-4
N18	UAB (CSTV)	W	25-20	7-4
N25	MARSHALL (CSTV)	W	42-7	8-4
D1	at Houston (ESPN 2)	L	20-34	8-5
	(C-USA Championship Game)			
J7	vs. Ohio (ESPN)	W	28-7	9-5
	(GMAC Bowl)			

HEAD COACH JEFF BOWER

Hometown: Roswell, Ga.
 Alma Mater: Southern Miss '75
 Birthdate: May 28, 1953

COACHING EXPERIENCE

1990-	Southern Miss	Head Coach - 112-77-1 (.592) - 16 seasons
1990	Oklahoma State	Offensive Coord./Quarterbacks
1988-89	Southern Miss	Asst. Head Coach/Offensive Coord./Quarterbacks
1987	Wake Forest	Quarterbacks
1982-86	SMU	Quarterbacks
1978-81	Southern Miss	Quarterbacks/Wide Receivers
1976-77	Southern Miss	Graduate Assistant

Career Record: 112-77-1 (.592) - 16 seasons

COACHING STAFF

Associate Head Coach/Tight Ends: Randy Butler (Southern Miss '79)
 Defensive Coordinator/Middle Linebackers: Jay Hopson (Mississippi '92)
 Offensive Coordinator/Quarterbacks: Jay Johnson (Northern Iowa '92)
 Special Teams Coordinator/Secondary: Lytrell Pollard (Southern Miss '98)
 Wide Receivers: Michael Grant (Nebraska '92)
 Running Backs: Courtney Messingham (Northern Iowa '90)
 Offensive Line: Mitch Rodrigue (Nicholls State '88)
 Outside Linebackers: Fred Tate (Southern Miss '96)
 Defensive Line: Bill Wilt (Eureka '77)
 Associate A.D. for Football Operations: John Miller (Southern Miss '99)

FOOTBALL OFFICE

Phone: 601/266-4567 Fax 601/266-6597

NOTING THE GOLDEN EAGLES

- **Jeff Bower** begins his 17th season at Southern Miss, making him the fourth-longest tenured active coach at one institution, trailing only Penn State's Joe Paterno, Florida State's Bobby Bowden and Virginia Tech's Frank Beamer. He has led the Golden Eagles to 13-straight winning seasons and to bowl games in nine of the last 10 years.
- The Golden Eagles posted a 28-7 win over Ohio in the GMAC Bowl, the third-straight bowl win for Southern Miss. The East Division Champion Golden Eagles closed out their 13th-straight winning season with a 9-5 record, the school's fourth nine-win season since 1997.
- Southern Miss returns 17 starters and 40 letterwinners as it defends its East Division title. Included are nine returnees on the defensive side of the ball.
- Sophomore RB **Damion Fletcher** shattered school and conference records for rushing yards by a freshman with 1,388. He also has seven 100-yard rushing games, also a new record for a USM freshman.
- The Golden Eagles scored seven non-offensive touchdowns in 2006. USM had five such scores in the final seven games of the season and the seven non-offensive touchdowns are the most in a season under **Jeff Bower**.
- Sophomore LB **Gerald McRath** registered six double-digit tackle games last season, finishing with a team-high 104 stops. He leads a linebacking corps that returns all three starters, as senior **James Denley** (63 tackles, 9 TFL's) and junior **Tokumbo Abanikanda** (59 tackles, 3.5 sacks) are also back.

2006 TEAM STATISTICS

CATEGORY	SOUTHERN MISS	OPPONENTS
First Downs	264	226
Rushes-Yards	535-2378	456-1789
Rushing Yards/Game	169.9	127.8
Passes Att./Comp./Int.	353-198-7	393-206-17
Completion Pct.	.561	.524
Passing Yards	2257	2524
Passing Yards/Game	161.2	180.3
Total Off. Plays/Yds	888-4635	849-4313
Total Offense/Game	331.1	308.1
Punts-Average	53-38.3	70-37.7
Punt Returns-Avg.	26-9.3	26-7.7
Kickoff Returns-Avg.	44-19.2	43-24.2
Interceptions-Yards	17-227	7-54
Fumbles-Lost	23-12	21-8
Penalties-Yards	75-589	106-848
3rd Down Conversions	75-181	54-179
3rd Down Conversion Percentage	.410	.300
4th Down Conversions	6-18	17-31
4th Down Conversion Percentage	.330	.556
Sacks By-Yards	25-164	19-112
Avg. Time of Possession	31:22	28:38

2006 INDIVIDUAL LEADERS

RUSHING	ATT.	YDS.	AVG.	TD	LONG
Damion Fletcher	276	1388	5.0	11	36
Tory Harrison	52	326	6.3	2	50
Conrad Chanove	59	258	4.3	0	23
TOTALS	535	2378	4.4	23	50

PASSING	ATT.	COMP	PCT.	INT	YARDS	TD
Jeremy Young	281	161	.573	6	1769	12
Stephen Reaves	72	37	.514	1	488	2
TOTALS	353	198	.561	7	2257	14

RECEIVING	REC	YDS.	AVG.	TD	LONG
Shawn Nelson	36	506	14.1	3	45
Damion Carter	23	358	15.6	2	39
Josh Barnes	23	267	11.6	1	36
Chris Johnson	23	253	11.0	5	54
TOTALS	198	2257	11.4	14	54

FIELD GOALS	MADE-ATT.	PCT.	LONG
Darren McCaleb	16-24	.667	50
TOTALS	16-24	.667	50

PUNTING	NO.	YARDS	AVG.	LONG
Britt Barefoot	52	2007	38.6	68
TOTALS	53	2030	38.3	68

TACKLES	SOLOS	AST	TOTAL
Gerald McRath	59	45	104
Brandon Sumrall	53	27	80
James Denley	40	23	63
Robert Henderson	36	23	59
T. Abanikanda	35	24	59
TOTALS	529	321	850

INTERCEPTIONS	NO.	YDS.	AVG.	TD
Caleb Hendrix	4	8	2.0	0
LeVance Richmond	4	69	17.2	0
Jasper Faulk	2	88	44.0	1
Brandon Sumrall	2	1	0.5	0
TOTALS	17	277	16.3	4

Great Coach in Golden Eagles History

Thad (Pie) Vann (1949-1967) 139-59-2

Few individuals have had a larger impact on the great tradition of Southern Miss football than Thad (Pie) Vann. Through a 33-year career at Southern Miss, Vann helped take the school from its small college status to become what is today, one of the nation's most competitive programs. During his 20 years as head coach, he posted a record of 139-59 with two ties and is the winningest football coach in school history. His 1958 team finished the season 9-0 and captured the UPI small college national championship. Vann, who was inducted into the Southern Miss "M-Club" Hall of Fame in 1977, was inducted into National Football Foundation and College Football Hall of Fame in 1987.

2007 DEPTH CHART

(Returning Starters in Bold)

LETTERMEN

Returning/Lost: 40/23

STARTERS

Offensive Returning/Lost: 6/5

Defensive Returning/Lost: 9/2

Special Teams Returning/Lost: 2/2

OFFENSE

WR	Ed Morgan, Rodney Gray
WR	Chris Johnson , Rodney Gray
LT	Chris Clark , Nick Dean
LG	Wesley Housley, Jonathan Landor
C	Rick Thompson, Cameron Zipp
RG	Ryan Hebert, Micah Brown
RT	Ryan McKee , Dwayne Paulin
TE	Shawn Nelson , Derek Chapman
QB	Jeremy Young , Stephen Reaves
TB	Damion Fletcher , Tory Harrison
FB	Marcus Raines, Josh Barton

DEFENSE

DE	Matthew Chatelain , Eric Phillips
DT	Martavius Prince , Chris J. Johnson
NT	Sean Merrill , Anthony Gray
DE	Robert Henderson , Roshaad Byrd
OLB	James Denley , Martez Smith
ILB	Gerald McRath , Jerome Lyons
OLB	Tokumbo Abanikanda , Brandon Davis
CB	Michael McGee, Ivory Bradshaw
CB	Eddie Willingham, Greg Wingfield
FS	LeVance Richmond , Eddie Hicks
SS	Brandon Sumrall , Justin Wilson

SPECIALISTS

K	Britt Barefoot , Kyle Hopton
P	Britt Barefoot, Brett Hicks
KR	Ralph Turner, Ed Morgan
PR	Chris Johnson, Michael McGee

KEY LOSSES

RG	George Batiste
LG	Travis Cooley
C	Robby D'Angelo
WR	Anthony Perine
FB	Bobby Weakley
CB	Jasper Faulk
CB	Caleb Hendrix
K	Darren McCaleb



Martavius Prince

2007 SPRING SIGNEES

Name	Pos	Ht	Wt	Yr.	Hometown/HS, JC or College
Gene Anderson	DB	6-2	205	Jr.	Poplarville, Miss./Pearl River CC
James Brady	OL	6-4	270	Fr.	Picayune, Miss./Picayune
Andrew Burns	DL	6-4	245	Fr.	Columbiana, Ala./Shelby County
Levi Carlton	WR	6-1	175	Fr.	Theodore, Ala./Theodore
Ken Dailey	LB	6-2	200	Fr.	Mobile, Ala./Baker
Antwain Easterling	RB	5-11	185	Fr.	Miami, Fla./Miami Northwestern
Justin Estes	K	5-9	160	Fr.	Marietta, Ohio/Marietta
Darin Farris	QB	6-1	171	Fr.	Petal, Miss./Petal
V.J. Floyd	RB	5-10	191	Fr.	Orlando, Fla./Bishop Moore Catholic
Julius Gray	OL	6-5	325	Jr.	Poplarville, Miss./Pearl River CC
Tim Green	LB	6-3	190	Fr.	Columbia, S.C./Spring Valley
Randy Hardin	QB	6-0	185	Fr.	Jacksonville, Fla./The Bolles School
Rashod Henry	WR	6-0	165	Fr.	Lumberton, Miss./Lumberton
Logan Hickman	DL	6-3	265	Fr.	Gulf Shores, Ala./Gulf Shores
*Brennan Houston	TE	6-4	270	Jr.	Norwalk, Calif./Cerritos College
Chico Hunter	DB	6-0	190	Fr.	Vicksburg, Miss./Warren Central
Deddric Jones	DL	6-3	230	Fr.	Bastrop, La./Bastrop
Cordarro Law	DL	6-2	230	Fr.	York, Ala./Sumter County
Antonio Leonard	LB	6-2	195	Fr.	Jonesboro, La./Jonesboro-Hodge
Pernell McPhee	DL	6-4	230	Fr.	Pahokee, Fla./Pahokee
Johdrick Morris	WR	6-3	195	Fr.	Baton Rouge, La./Central
Cameron O'Neal	DB	6-0	180	Fr.	Citronelle, Ala./Citronelle
Micah Pellerin	DB	6-1	182	Fr.	Madison, Miss./Saint Joseph
Jamar Shelton	DB	5-10	175	Fr.	West Point, Miss./West Point
Jeremy Snowden	LB	6-3	195	Fr.	Liberty, Miss./Amite County
*Blake Spiers	LB	6-2	230	Jr.	Brandon, Miss./Copiah-Lincoln CC
William Spight	DB	5-10	160	Fr.	Montgomery, Ala./Jefferson Davis
Jake Thames	OL	6-5	254	Fr.	Monticello, Miss./Lawrence County
Jamison Wadley	DL	6-3	218	Fr.	Attalla, Ala./Etowah
Korey Williams	LB	6-2	220	Fr.	New Orleans, La./Edna Karr

* denotes midyear signees

2007 ROSTER

No	Name	Pos	Ht	Wt	Yr	Exp	Hometown/HS, JC or College
86	Jeffrey Anderson	TE	6-3	220	Fr.	RS	Selma, Ala./Southside
41	Tokumbo Abanikanda	LB	6-0	218	Jr.	2L	Marietta, Ga./Osborne
86	Gerald Baptiste	WR	6-0	177	So.	SQ	New Orleans, La./Edna Karr
3	Britt Barefoot	K/P	6-0	180	Jr.	2L	Laurel, Miss./West Jones
31	Josh Barton	RB	5-11	225	So.	SQ	Mobile, Ala./UMS Wright
27	Seth Borries	RB	5-9	183	Fr.	HS	Van Cleve, Miss./Van Cleve
98	David Boyce	DL	6-6	243	Fr.	SQ	Gonzales, La./St. Paul's
17	Ivory Bradshaw	DB	6-1	189	Jr.	1L	Bastrop, La./Bastrop
69	Micah Brown	OL	6-2	275	So.	1L	Troy, Ala./Charles Henderson
45	Roshaad Byrd	DE	6-3	247	Fr.	SQ	Meridian, Miss./Meridian
7	Derek Chapman	TE	6-4	250	Sr.	2L	Germantown, Tenn./Germantown
47	Matthew Chatelain	DE	6-2	247	Sr.	3L	Metairie, La./Baton Rouge CC
75	Chris Clark	OL	6-5	295	Sr.	3L	New Orleans, La./McDonough 35
83	Stuart Davidson	WR	6-1	200	So.	SQ	Brandon, Miss./NW Rankin
49	Brandon Davis	LB	6-1	208	So.	1L	Meridian, Miss./Meridian
64	Nick Dean	OL	6-3	282	Sr.	1L	Shannon, Miss./Itawamba CC
22	James Denley	LB	6-2	238	Sr.	2L	Foley, Ala./Foley
65	Jimmy Driskell	OL	6-2	310	Jr.	SQ	Semmes, Ala./Mary Montgomery
21	Ryan Ellis	WR	6-2	183	Fr.	SQ	Ponte Vedra Beach, Fla./Allen D. Nease
73	Ken Evans	OL	6-5	295	Jr.	TR	Philadelphia, Miss./Pearl River CC
50	Octavius Everett	LB	6-0	230	So.	SQ	Valdosta, Ga./Lowndes
36	Christian Fletcher	RB	5-9	185	Fr.	SQ	Mobile, Ala./St. Paul's
25	Damion Fletcher	RB	5-10	175	So.	1L	Biloxi, Miss./Biloxi
17	Caleb Gaines	WR	5-6	155	Fr.	-	Jackson, Miss./Callaway
95	Anthony Gray	DL	6-0	316	Fr.	SQ	Philadelphia, Miss./Philadelphia
84	Rodney Gray	WR	6-3	180	Fr.	1L	Batesville, Miss./South Panola
55	Trey Guidry	LB	6-2	210	Fr.	-	Baton Rouge, La./Central Catholic
38	Antrone Harris	DB	5-11	202	Jr.	SQ	Del Ray Beach, Fla./Reedley College
11	Tory Harrison	RB	6-1	187	So.	1L	Leesburg, Fla./Leesburg
71	Ryan Hebert	OL	6-5	307	So.	1L	Gray, La./H.L. Bourgeois
91	Robert Henderson	DE	6-3	280	Sr.	3vl	Ponchatoula, La./Ponchatoula
16	Brett Hicks	P	6-0	185	Jr.	SQ	Jayess, Miss./Southwest CC
18	Eddie Hicks	DB	6-2	193	So.	1L	Clarksdale, Miss./Clarksdale
52	Andy Hill	LS	6-2	223	So.	SQ	Spanish Fort, Ala./Daphne
28	Kyle Hopton	K	5-9	167	Fr.	SQ	Slidell, La./Salmen
76	Wesley Housley	OL	6-2	293	Jr.	2L	LaPlace, La./East St. John
38	Brennan Houston	TE	6-4	270	Jr.	JC	Norwalk, Calif./Cerritos College
40	Josh Hurd	RB	6-0	213	Fr.	SQ	Gulf Breeze, Fla./Gulf Breeze
87	Chris Johnson	WR	6-0	176	Sr.	3vl	Rosedale, Miss./West Bolivar
58	Chris J. Johnson	DL	6-1	288	Sr.	SQ	East Brewton, Ala./Itawamba CC
59	Gary Jones	OL	6-0	297	Jr.	SQ	Costa Mesa, Calif./Orange CC
78	Johnathan Landor	OL	6-3	285	Sr.	SQ	Mandeville, La./Fontainebleau
98	Don Loehr	TE	6-0	238	Sr.	SQ	Mandeville, La./Mandeville
62	Eric Lowe	LS	6-0	210	Fr.	HS	Pace, Fla./Pace
46	Jerome Lyons	LB	6-1	225	Sr.	1L	Houston, Miss./Itawamba CC
80	Torris Magee	WR	6-2	200	Fr.	SQ	Hattiesburg, Miss./Oak Grove
79	Vontre Mason	DL	6-2	270	Sr.	1L	Richmond, Calif./Diablo Valley CC
63	Colin McCoy	OL	6-0	268	Jr.	JC	Moss Point, Miss./Hinds CC
77	James McDevitt	DE	6-3	250	Fr.	SQ	Mobile, Ala./Baker
28	Michael McGee	DB	5-10	181	So.	1L	Magee, Miss./Magee
66	Ryan McKee	OL	6-6	275	Jr.	2L	Spanish Fort, Ala./Daphne

No	Name	Pos	Ht	Wt	Yr	Exp	Hometown/HS, JC or College
24	Gerald McRath	LB	6-3	213	So.	2L	Powder Springs, Ga./McEachern
99	Sean Merrill	DL	6-3	294	Sr.	1L	D'Iberville, Miss./D'Iberville HS/ Gulf Coast CC
61	Alex Michael	OL	6-2	308	Fr.	HS	Meridian, Miss./Southeast Lauderdale
29	Seth Michaelson	RB	6-0	244	Sr.	TR	Baton Rouge, La./Ole Miss
18	Keith Mills	WR	6-3	215	Fr.	TR	Alexandria, La./Alexandria Senior
26	Ed Morgan	WR	5-9	160	Jr.	2L	Thibodaux, La./Thibodaux
1	Shawn Nelson	TE	6-5	242	Jr.	2L	Gonzales, La./East Ascension
16	Kevin North	DB	5-11	207	Jr.	JC	Moss Point, Miss./Miss. Gulf Coast CC
90	Mam Nyang	DL	6-1	264	So.	1L	Smyrna, Ga./Wheeler
67	Dwayne Paulin	OL	6-7	280	Sr.	1L	New Orleans, La./Pasadena City CC
92	Eric Phillips	DL	6-7	291	Jr.	2L	Birmingham, Ala./Wenonah
97	Kameron Prince	DL	6-3	295	Sr.	3L	Ft. Pierce, Fla./Ft. Pierce Westwood
20	Marlon Pryce	DB	5-8	165	Jr.	JC	Tampa, Fla./Reedley College
34	Marcus Raines	RB	6-3	246	Sr.	1L	Antelope, Calif./Pasadena CC
12	Stephen Reaves	QB	6-1	205	Sr.	1L	Tampa, Fla./Plant/Michigan State
81	Chris Rhoden	WR	6-4	189	Sr.	1L	MacClenny, Fla./Baker County
43	Chaz Richards	LB	5-11	229	Sr.	3L	Troy, Ala./Charles Henderson
15	LeVance Richmond	DB	5-11	195	Sr.	1L	Lake Wales, Fla./Pearl River CC
18	Kameron Roan	RB	5-8	160	Fr.	-	Miami, Fla./Miramar
23	Fred Russell	WR	6-2	204	Jr.	TR	Port Gibson, Miss./Alcorn State
24	John Sablich	K	5-10	163	Jr.	TR	Ocean Springs, Miss./Miss. Gulf Coast CC
51	Sylvester Shelton	LB	5-11	225	Jr.	JC	West Point, Miss./Northeast Miss. CC
54	Noah Slater	LB	6-3	215	Fr.	HS	Metairie, La./Brother Martin
22	Levi Smith	RB	5-8	198	Fr.	-	Mobile, Ala./Mary Montgomery
32	Martez Smith	LB	6-0	205	Fr.	SQ	Camden, Miss./Velma Jackson
40	Blake Spiers	LB	6-2	230	Jr.	JC	Brandon, Miss./Copiah-Lincoln CC
6	Brandon Sumrall	DB	5-11	197	Sr.	3L	Beaumont, Miss./Perry Central
79	Jeffrey Stewart	OL	6-3	295	Jr.	JC	Carriere, Miss./Pearl River CC
47	Casey Taggart	LB	5-9	208	Fr.	-	Hattiesburg, Miss./Oak Grove
60	Cody Tawater	LS	6-3	244	So.	SQ	Philadelphia, Miss./Philadelphia
21	Brennon Thomas	DB	5-11	173	So.	SQ	Bay St. Louis, Miss./St. Stanislaus
74	Rick Thompson	OL	6-0	275	Jr.	2L	Mobile, Ala./Baker
85	Brandon Trobridge	WR	6-2	207	Jr.	SQ	Brunswick, Ga./Reedley College
48	Daren Turner	LB	5-11	235	Fr.	-	Las Vegas, Nev./Canyon Springs
82	Ralph Turner	WR	5-8	171	Fr.	SQ	Cottonwood, Ala./Cottonwood
20	Chris Walker	WR	5-8	193	Fr.	SQ	Winter Springs, Fla./Winter Springs
42	Thomas Webb	TE	6-5	241	Fr.	SQ	Starkville, Miss./Starkville
89	Justin Whiddon	WR	5-10	170	Jr.	SQ	Dothan, Ala./Ashford Academy
35	Destin Williams	LB	5-11	209	Jr.	TR	Spanish Fort, Ala./Auburn
23	Eddie Willingham	DB	5-10	175	Jr.	2L	Daytona Beach, Fla./Seabreeze
70	Calvin Wilson	OL	6-6	357	Jr.	TR	Hattiesburg, Miss./Mississippi State
26	Justin Wilson	DB	5-11	185	Fr.	SQ	Taylorville, Miss./Taylorville
9	Todd Wilson	QB	6-3	201	Jr.	SQ	Mobile, Ala./St. Paul's
19	Greg Wingfield	DB	6-1	175	Fr.	-	College Park, Ga./North Clayton
68	Jacquinn Wrice	OL	6-5	296	So.	SQ	Valdosta, Ga./Lowndes
93	Parrish Wright	DL	5-11	251	Fr.	SQ	Mobile, Ala./McGill Toolen Catholic
10	Jeremy Young	QB	6-3	218	Sr.	3L	Jackson, Miss./Provine
6	Martevious Young	QB	6-1	187	Fr.	SQ	Alexander City, Ala./Ben Russell
72	Cameron Zipp	OL	6-1	285	Fr.	SQ	Mandeville, La./Fontainebleau




Brandon Sumrall



Tory Harrison



Jeremy Young



Rodney Gray

YEAR	COACH	OVERALL	C-USA	BOWL	YEAR	COACH	OVERALL	C-USA	BOWL
2006	Jeff Bower	9-5-0	6-2	GMAC	1949	Thad (Pie) Vann	7-3-0		
2005	Jeff Bower	7-5-0	5-3	New Orleans	1948	Reed Green	7-3-0		
2004	Jeff Bower	7-5-0	5-3	New Orleans	1947	Reed Green	7-3-0		
2003	Jeff Bower	9-4-0	8-0	Liberty	1946	Reed Green	7-3-0		
2002	Jeff Bower	7-6-0	5-3	Houston	1942	Reed Green	4-0-0		
2001	Jeff Bower	6-5-0	4-3		1941	Reed Green	9-0-1		
2000	Jeff Bower	8-4-0	4-3	Mobile	1940	Reed Green	7-4-0		
1999	Jeff Bower	9-3-0	6-0	Liberty	1939	Reed Green	4-2-3		
1998	Jeff Bower	7-5-0	5-1	Humanitarian	1938	Reed Green	7-2-0		
1997	Jeff Bower	9-3-0	6-0	Liberty	1937	Reed Green	7-3-0		
1996	Jeff Bower	8-3-0	4-1		1936	Pooley Hubert	7-2-1		
1995	Jeff Bower	6-5-0			1935	Pooley Hubert	6-4-0		
1994	Jeff Bower	6-5-0			1934	Pooley Hubert	3-4-2		
1993	Jeff Bower	3-7-1			1933	Pooley Hubert	3-5-2		
1992	Jeff Bower	7-4-0			1932	Pooley Hubert	5-4-0		
1991	Jeff Bower	4-7-0			1931	Pooley Hubert	3-5-1		
1990	C. Hallman/J. Bower	8-4-0		All-American	1930	John Lumpkin	3-5-1		
1989	Curley Hallman	5-6-0			1929	W.B. Saunders	2-6-1		
1988	Curley Hallman	10-2-0		Independence	1928	W.B. Saunders	4-5-0		
1987	Jim Carmody	6-5-0			1927	Herschel Bobo	3-4-1		
1986	Jim Carmody	6-5-0			1926	Herschel Bobo	3-4-1		
1985	Jim Carmody	7-4-0			1925	Herschel Bobo	0-6-0		
1984	Jim Carmody	4-7-0			1924	Herschel Bobo	3-3-2		
1983	Jim Carmody	7-4-0			1923	O.V. Austin	3-3-0		
1982	Jim Carmody	7-4-0			1922	O.V. Austin	2-6-0		
1981	Bobby Collins	9-2-1		Tangerine	1921	O.V. Austin	3-4-0		
1980	Bobby Collins	9-3-0		Independence	1920	B.B. O'Mara	5-2-1		
1979	Bobby Collins	6-4-1			1919	Cephus Anderson	4-1-2		
1978	Bobby Collins	7-4-0			1916	A.B. Dillie	0-2-0		
1977	Bobby Collins	6-6-0			1915	A.B. Dillie	4-4-0		
1976	Bobby Collins	3-8-0			1914	A.B. Dillie	1-2-1		
1975	Bobby Collins	8-3-0			1913	M.J. Williams	1-5-1		
1974	P.W. Underwood	6-5-0			1912	R.G. Slay	2-1-0		
1973	P.W. Underwood	6-4-1							
1972	P.W. Underwood	3-7-1							
1971	P.W. Underwood	6-5-0							
1970	P.W. Underwood	5-6-0							
1969	P.W. Underwood	5-5-0							
1968	P.W. Underwood	4-6-0							
1967	Thad (Pie) Vann	6-3-0							
1966	Thad (Pie) Vann	6-4-0							
1965	Thad (Pie) Vann	7-2-0							
1964	Thad (Pie) Vann	6-3-0							
1963	Thad (Pie) Vann	5-3-1							
1962	Thad (Pie) Vann	9-1-0							
1961	Thad (Pie) Vann	8-2-0							
1960	Thad (Pie) Vann	6-4-0							
1959	Thad (Pie) Vann	6-4-0							
1958	Thad (Pie) Vann	9-0-0		Tangerine					
1957	Thad (Pie) Vann	8-3-0		Tangerine					
1956	Thad (Pie) Vann	7-2-1							
1955	Thad (Pie) Vann	9-1-0							
1954	Thad (Pie) Vann	6-4-0							
1953	Thad (Pie) Vann	9-2-0		Sun					
1952	Thad (Pie) Vann	10-2-0		Sun					
1951	Thad (Pie) Vann	6-5-0							
1950	Thad (Pie) Vann	5-5-0							

BOWL RESULTS (8-9)

Bowl	Opponent	Result	Year
GMAC	Ohio	W, 28-7	2006
New Orleans	Arkansas State	W, 31-19	2005
New Orleans	North Texas	W, 31-10	2004
Liberty	Utah	L, 0-17	2003
Houston	Oklahoma State	L, 23-33	2002
Mobile	TCU	W, 28-21	2000
Liberty	Colorado State	W, 23-17	1999
Humanitarian	Idaho	L, 35-42	1998
Liberty	Pittsburgh	W, 41-7	1997
All-American	North Carolina State	L, 27-31	1990
Independence	UTEP	W, 38-18	1988
Tangerine	Missouri	L, 17-19	1981
Independence	McNeese State	W, 16-14	1980
Tangerine	Texas A&M-Commerce	L, 9-10	1958
Tangerine	West Texas A&M	L, 13-20	1957
Sun	Pacific	L, 7-26	1954
Sun	UTEP	L, 14-37	1953



QUICK FACTS

Location: New Orleans, La.
 Founded: 1834
 Enrollment: 10,606
 Nickname: Green Wave
 Colors: Olive Green and Sky Blue
 Stadium: Louisiana Superdome (69,703)
 Field Surface: Momentum by Sport Exe
 President: Dr. Scott Cowen
 FAR: TBA
 Athletics Director: Rick Dickson
 SWA: Maria Ochoa Woods
 Head Coach: Bob Toledo

SPORTS INFORMATION

Assistant AD/Football SID: Roger Dunaway
 Office Phone: 504/862-8240
 Cell Phone: 504/452-2906
 Fax: 504/865-5379
 E-Mail: roger@tulane.edu
 Website: www.TulaneGreenWave.com
 Press Box Phone: 504/587-3868

FOOTBALL FACTS

Basic Offense: Multiple
 Basic Defense: Multiple
 Lettermen Returning/Lost: 48/18
 Starters Returning:
 Offense 5
 Defense 8
 Specialists 3
 2006 Record: 4-8
 2006 C-USA Record: 2-6
 2006 Postseason: None
 All-Time Record: 479-546-38 (.468)
 Bowl Appearances: 10
 Bowl Record: 4-6-0
 Last Appearance: 2002, Hawai'i

KEY DATES

Players Report: August 10
 Media Day: August 11
 Fall Classes Begin: August 29

DID YOU KNOW?

All eight Tulane varsity sports teams, including football, scored well above national averages in the school's most recent Academic Performance Rates. NCAA President Myles Brand praised the Tulane teams for their classroom accomplishments despite the Hurricane Katrina-related challenges.



BOB TOLEDO

Alma Mater: San Francisco State '68
 Career Record: 78-68 (.534) 13 seasons
 Record at Tulane: First Season

Did You Know?

Bob Toledo has coached in 13 bowl games during his career, including two Rose Bowls and four Cotton Bowls.



Dr. Scott Cowen
President



Rick Dickson
Athletic Director



Maria Ochoa Woods
SWA



Roger Dunaway
Football SID




2007 SCHEDULE

S8	MISSISSIPPI STATE (CSS)	6:00p
S15	HOUSTON	6:00p
S22	SOUTHEASTERN LOUISIANA	6:00p
S29	LSU (ESPN/ESPN 2)	TBA
O6	at Army (ESPN U)	TBA
O13	at UAB	6:00p
O20	at SMU	2:00p
O27	MEMPHIS	2:00p
N3	TULSA (CSTV)	6:30p
N10	UTEP	6:00p
N17	at Rice	2:00p
N24	at East Carolina	Noon

All times are Central and subject to change
Conference games in bold italic.

2006 RESULTS

S9	at Houston	L	7-45	0-1
S16	at Mississippi State	W	32-29	1-1
S23	at (10) LSU	L	7-49	1-2
S30	SMU (CSTV)	L	28-33	1-3
O7	RICE	W	38-24	2-3
O14	at UTEP	L	20-34	2-4
O21	at (7) Auburn	L	13-38	2-5
O28	ARMY	W	42-28	3-5
N4	at Marshall	L	21-42	3-6
N11	SOUTHERN MISS	L	3-31	3-7
N18	UCF	W	10-9	4-7
N24 (Fri.)	at Tulsa	L	3-31	4-8



David Skehan

HEAD COACH BOB TOLEDO

Hometown: San Jose, Calif.
 Alma Mater: San Francisco State '68
 Birthdate: March 4, 1946

COACHING EXPERIENCE

2007-2006	Tulane New Mexico	Head Coach – First season Assistant Head Coach/Offensive Coordinator
1996-02	UCLA	Head Coach - 49-32 (.605) – 7 seasons
1994-95	UCLA	Offensive Coordinator
1989-93	Texas A&M	Offensive Coordinator/Quarterbacks
1983-88	Oregon	Asst. Head Coach/Offensive Coordinator
1979-82	Pacific	Head Coach - 14-30 (.318) – 4 seasons
1976-78	Southern California	Secondary Coach
1974-75	Cal Riverside	Head Coach - 15-6 (.714) – 2 seasons
1973	Cal Riverside	Offensive Coordinator
1970-72	Riordan H.S.	Head Varsity Coach
1969	Riordan H.S.	Head Freshman Coach

Career Record: 78-68-0 (.534) - 13 seasons

COACHING STAFF

Offensive Coordinator/Quarterbacks: Dan Dodd (Drake '78)
 Defensive Coordinator/Defensive Backs: Thom Kaumeyer (Regents '93)
 Linebackers/Special Teams: Fred Bleil (Westmar '71)
 Running Backs: Greg Davis (Nicholls State '94)
 Defensive Line: O'Neill Gilbert (Texas A&M '90)
 Offensive Line: Mark Hutson (Oklahoma '90)
 Defensive Backs: Greg Jackson (Farleigh Dickinson '04)
 Tight Ends/Recruiting Coordinator: Doug Lichtenberger (Cal Poly '98)
 Wide Receivers: Thomas Woods (Tennessee '96)
 Director of Football Operations: Tony Kinkela (Washington State '04)

FOOTBALL OFFICE

Phone: 504/865-5355 Fax: 504/865-5379

NOTING THE GREEN WAVE

- First-year head coach **Bob Toledo** brings more than 30 years of collegiate coaching experience to the Green Wave football team, including head coaching stints at Cal Riverside (15-6 with two championships from 1974-75), University of the Pacific (14-30 from 1979-82) and UCLA (1996-2002). He has coached in 13 bowl games during his career, including seven of the traditional New Year's Day bowls.
- Despite missing the final two games due to injury, senior RB **Matt Forte** rushed for a team-best 859 yards on 163 carries (5.3 per carry), along with 10 total touchdowns. He enters the year ranked seventh on Tulane's all-time rushing list with 2,138 yards, while scoring 21 total touchdowns.
- Junior SS **David Skehan** started 10 of 12 games last season and finished with a team-best 80 tackles, along with three pass breakups.
- Senior DL **Antonio Harris** has started all 34 games of his Tulane career. Last year, he led all Green Wave defensive linemen with 33 tackles, six TFL's and 2.5 sacks. He has 102 tackles and 19 TFL's in his career.
- Senior DL **Frank Morton** led the Green Wave with 8.5 tackles for loss and four sacks. He racked up 30 total tackles and had a pair of passes defended.
- Sophomore WR **Jeremy Williams** earned honorable mention Freshman All-American honors in 2006 after catching 40 passes for 484 yards and two touchdowns.
- Senior **Fred Smith** is slated to handle Tulane's kickoff and punt return duties again this season. In three years, he has returned 80 kickoffs for 1,674 yards (21.0 avg.) and 55 punts for 563 yards (10.2 per). He ranks fifth on the school's all-time list in KO returns and yardage, while placing eighth in punt returns and fifth in punt return average.

2006 TEAM STATISTICS

CATEGORY	TULANE	OPPONENTS
First Downs	228	253
Rushes-Yards	353-1106	428-1794
Rushing Yards/Game	92.2	149.5
Passes Att./Comp./Int.	440-245-12	386-247-8
Completion Pct.	.557	.640
Passing Yards	2958	3002
Passing Yards/Game	246.5	250.2
Total Off. Plays/Yds	793-4064	814-4796
Total Offense/Game	338.7	399.7
Punts-Average	63-41.3	43-41.5
Punt Returns-Avg.	22-8.7	37-10.6
Kickoff Returns-Avg.	49-17.4	40-23.1
Interceptions-Yards	8-106	12-229
Fumbles-Lost	24-13	20-6
Penalties-Yards	72-574	73-570
3rd Down Conversions	69-173	73-161
3rd Down Conversion Percentage	.398	.453
4th Down Conversions	4-14	5-19
4th Down Conversion Percentage	.286	.263
Sacks By-Yards	19-134	29-227
Avg. Time of Possession	28:41	31:19

2006 INDIVIDUAL LEADERS

RUSHING	ATT.	YDS.	AVG.	TD	LONG
Matt Forte	163	859	5.3	8	64
Ray Boudreaux	44	175	4.0	0	16
TOTALS	353	1106	3.1	10	64

PASSING	ATT.	COMP	PCT.	INT	YARDS	TD
Lester Ricard	400	229	.572	10	2795	18
Scott Elliott	30	13	.433	1	132	0
TOTALS	440	245	.557	12	2958	18

RECEIVING	REC	YDS.	AVG.	TD	LONG
Damarcus Davis	51	607	11.9	4	50
Preston Brown	44	467	10.6	2	35
Jeremy Williams	40	484	12.1	2	25
Matt Forte	28	360	12.9	2	49
TOTALS	245	2958	12.1	18	55

FIELD GOALS	MADE-ATT.	PCT.	LONG
Ross Thevenot	9-15	.600	45
TOTALS	9-15	.600	45

PUNTING	NO.	YARDS	AVG.	LONG
Chris Beckman	52	2207	42.4	52
TOTALS	63	2602	41.3	52

TACKLES	SOLOS	AST	TOTAL
David Skehan	55	25	80
Israel Route	56	14	70
James Dillard	17	38	55
Joe Goosby	33	21	54
Louis Thomas	33	21	54
TOTALS	503	372	875

INTERCEPTIONS	NO.	YDS.	AVG.	TD
David Skehan	4	41	10.2	1
Jeremy Foreman	2	49	24.5	0
Israel Route	1	16	16.0	0
TOTALS	8	106	13.2	1

Great Coach in Green Wave History

Clark Shaughnessy (1915-20; 1922-26) 59-28-7

Shaughnessy, the father of the "modern" T-Formation, came to Tulane in 1915 at the age of 23 and coached from 1915 to 1920, registering 29 victories and never finishing below .500 during his first six seasons. He left Tulane in 1921, but returned a year later and coached for five more seasons. During his two-stint tenure of 11 years, he registered 59 wins and remains the Green Wave's career leader in both victories and tenure. His teams went a combined 17-1-1 in 1924 and 1925, including an undefeated 9-0-1 mark in 1925. He was inducted into the College Football Hall of Fame in 1968, and is also a member of the Greater New Orleans Sports Foundation Hall of Fame.



2007 DEPTH CHART

(Returning Starters in Bold)

LETTERMEN

Returning/Lost: 48/17

STARTERS

Offensive Returning/Lost: 5/6

Defensive Returning/Lost: 8/3

Special Teams Returning/Lost: 3/1

OFFENSE

WR	Jeremy Williams , Casey Robottom
SE	Brian King, Michael Batiste
LT	Troy Kropog , Scott Holt
LG	Aryon Barto , Kevin Leary
C	Michael Parenton , Oscar Ponce de Leon
RG	Travis Olexa, Tyler Rice
RT	Pete Hendrickson, Nick Landry
TE	Gabe Ratcliff, Justin Kessler
QB	Scott Elliot, Anthony Scelfo
RB	Matt Forte , Ray Boudreaux
FB	Jeremy McKinney

DEFENSE

DE	Antonio Harris , Troy Wilson
DT	Frank Morton , Julian Shives-Sams
DT	Avery Williams , Tony Bryant
DE	Logan Kelley, Adam Kwentua
WLB	James Dillard , James McMurphy
MLB	Evan Lee , Jordan Ellis
SLB	Cody Sparks, David Kirksey
CB	Josh Lumar, Charles Harris
CB	Carlis Jackson, Alex Wacha
SS	Joe Goosby , Chinonso Echebelem
FS	David Skehan , Louis Thomas

SPECIALISTS

K	Ross Thevenot
P	Ross Thevenot
KR	Fred Smith , Ray Boudreaux
PR	Fred Smith , Brian King

KEY LOSSES

WR	Preston Brown
WR	Damarcus Davis
TE	Jerome Landry
OL	Donald Madlock
QB	Lester Ricard
DL	Billy Harrison
CB	Israel Route
P	Chris Beckman



Jeremy Williams

2007 SPRING SIGNEES

Name	Pos	Ht	Wt	Yr.	Hometown/HS, JC or College
Justin Adams	DL	5-11	255	Fr.	Missouri City, Texas/Marshall
Andre Agers	RB	5-9	186	Fr.	Irving, Texas/Bishop Lynch
Cody Blackwelder	FB	6-1	220	Fr.	Ruston, La./Cedar Creek
Brooks Cunningham	DL	6-2	245	Fr.	Norcross, Ga./Norcross
Dominique Dade	CB	5-9	190	Fr.	Monroe, La./Neville
Chandler Davis	WR	6-0	180	Fr.	Gulf Shores, Ala./Gulf Shores
Phillip Davis	CB	5-9	160	Fr.	Suwanee, Ga./Peachtree Ridge
Darren deRochemont	P/K	5-9	190	Fr.	Riverview, Fla./Armwood
Antoine Duplessis	TE	6-3	252	Fr.	Violet, La./Holy Cross
Taylor Echols	WR	6-1	178	Fr.	League City, Texas/Clear Creek
Tyler Helm	TE	6-4	230	Fr.	Covington, La./Fork Union
Andrew Higgins	OL	6-3	275	Fr.	Duluth, Ga./Duluth
Devin Holland	S	6-0	200	Fr.	Baton Rouge, La./Istrouma
J.D. Jeanes	OL	6-6	279	Fr.	Brookshire, Texas/Brookshire Royal
Joe Kemp	QB	6-3	215	Fr.	North Richland Hills, Texas/Richland Hills
J.T. McDonald	RB	5-9	219	Fr.	Flower Mound, Texas/Flower Mound
Andrew Nierman	OL	6-2	295	Fr.	Harvey, La./John Curtis
Joey Ray	OL	6-3	308	Fr.	Spring, Texas/St. Thomas
Lamont Simmons	LB	6-2	213	Fr.	New Orleans, La./O.P. Walker
Josh Smith	FB	6-1	250	Fr.	Thomaston, Ga./Upson-Lee
Jordan Stephany	FB/LB	6-0	240	Fr.	Luling, La./Hahnville
Dhamari Thomas	OL	6-2	290	Fr.	Houston, Texas/Galena Park
Cedric Wilson	DL	6-2	240	Fr.	Sugar Land, Texas/Clements

2007 ROSTER

No	Name	Pos	Ht	Wt	Yr	Exp	Hometown/HS, JC or College
32	André Anderson	RB	6-0	207	So.	1L	Stone Mountain, Ga./Stephenson
51	Aryan Barto	OL	6-4	280	Sr.	2L	Houston, Texas/Stratford
15	Michael Batiste	WR	6-3	195	Jr.	1L	Breaux Bridge, La./Breaux Bridge
22	Ray Boudreaux	RB	5-10	204	Sr.	3L	Abbeville, La./Abbeville
27	O'Lindsey Brown	DB	5-11	190	Sr.	1L	Baton Rouge, La./University
96	Tony Bryant	DL	6-3	256	Fr.	RS	Atlanta, Ga./Grady
6	Travis Burks	DB	6-1	202	So.	1L	Ellenwood, Ga./Union Grove
94	Sean Carney	DE	6-3	252	Jr.	2L	Dallas, Texas/Jesuit College
16	Shannon Davis	DB	6-0	170	Fr.	RS	Atlanta, Ga./Benjamin Mays
10	James Dillard	LB	6-2	230	Jr.	2L	Pembroke Pines, Fla./Monsignor Pace
50	Bryson Downham	LB	6-0	234	So.	1L	Kingwood, Texas/Kingwood
3	Chris Dunn	WR	6-3	215	So.	1L	Arlington, Texas/Sam Houston
24	Chinonso Echebelem	DB	6-2	200	So.	1L	Duncanville, Texas/Duncanville
4	Scott Elliott	QB	6-2	225	Jr.	2L	Bay City, Texas/Bay City
44	Jordan Ellis	LB	6-2	225	Jr.	2L	Pass Christian, Miss./St. Stanislaus
25	Matt Forté	RB	6-2	225	Sr.	3L	Slidell, La./Slidell
85	Charles Gaspard	WR	6-1	171	Fr.	WO	New Orleans, La./Westlake (Ga.)
69	Craig Gelhardt	DS	6-3	250	Jr.	2L	Tallahassee, Fla./Lincoln
18	Joe Goosby	DB	6-1	218	Sr.	3L	Houston, Texas/Jersey Village
84	Kenneth Guidroz	WR	6-3	228	Sr.	2L	Port Sulphur, La./Port Sulphur
1	Matt Harding	DB	5-10	175	So.	RS	South Garland, Texas/South Garland
57	Antonio Harris	DL	6-3	285	Sr.	3L	Shreveport, La./Green Oaks
21	Charles Harris	DB	6-3	185	Jr.	PS	Irving, Texas/MacArthur
88	Tyler Helm	TE	6-5	233	Fr.	HS	Covington, La./St. Paul's School
89	Pete Hendrickson	TE	6-7	280	Fr.	RS	Tampa, Fla./Jesuit
11	D'Metres Hill	WR	6-0	182	Fr.	RS	Ellenwood, Ga./Cedar Grove
74	Scott Holt	OL	6-6	298	Sr.	1L	New Orleans, La./Holy Cross
14	Carlis Jackson	CB	5-11	180	Sr.	3L	Slidell, La./Salmen
93	Logan Kelley	DE	6-2	245	So.	1L	Houston, Texas/Cypress Creek
80	Justin Kessler	TE	6-4	248	Jr.	1L	Alvarado, Texas/Alvarado
83	Brian King	WR	6-2	185	Jr.	2L	Slidell, La./Slidell
55	David Kirksey	LB	6-2	225	So.	1L	Mobile, Ala./Davidson
77	Troy Kropog	OL	6-6	305	Jr.	1L	Metairie, La./Rummel
46	Adam Kwentua	DL	6-3	249	So.	1L	Baton Rouge, La./University
76	John Landa	OL	6-4	335	So.	1L	Houston, Texas/Cypress Falls
78	Nick Landry	OL	6-7	309	So.	1L	Beaumont, Texas/Westbrook


No	Name	Pos	Ht	Wt	Yr	Exp	Hometown/HS, JC or College
63	Kevin Leary	OL	6-3	294	Fr.	RS	West Chester, Pa./Valley Forge Mil. Prep
34	Evan Lee	LB	6-2	232	Jr.	2L	Miami, Fla./Palmetto
12	Josh Lumar	CB	5-11	178	Jr.	2L	Edgard, La./West St. John
49	Jeremy McKinney	FB	6-1	230	So.	1L	Houston, Texas/Clear Lake
53	James McMurphy	LB	6-1	233	So.	1L	Houston, Texas/Clear Lake
87	Alan Mitchell	WR	6-3	177	Fr.	RS	Atlanta, Ga./Cedar Grove
2	Kevin Moore	QB	6-5	229	Fr.	RS	Highland Village, Texas/Flower Mound Marcus
99	Frank Morton	DL	6-3	327	Sr.	3L	Decatur, Ga./Southwest DeKalb
43	Christian Okoye	DB	6-0	206	So.	PS	Lafayette, La./Lafayette
70	Travis Olexa	OL	6-4	297	So.	1L	Houston, Texas/St. Thomas
65	Michael Parenton	OL	6-3	304	Jr.	2L	Thibodaux, La./E.D. White
29	Barrett Pepper	P	5-10	193	Sr.	3L	Bastrop, La./Bastrop
95	Oscar Ponce de Leon	DT	6-3	318	So.	1L	River Ridge, La./John Curtis Christian
5	Gabe Ratcliff	TE	6-3	245	Sr.	3L	Houston, Texas/Jersey Village
75	Tyler Rice	OL	6-5	306	So.	PS	Bradenton, Fla./Lakewood Ranch
19	Casey Robotom	WR	5-11	175	Fr.	RS	LaPlace, La./St. Charles Catholic
9	Anthony Scelfo	QB	5-10	192	So.	1L	New Orleans, La./Jesuit
92	Reggie Scott	DL	6-3	270	Jr.	PS	Charlotte, N.C./Harding University
45	Lamont Simmons	LB	6-2	213	Fr.	HS	New Orleans, La./O.P. Walker
97	Julian Shives-Sams	DL	6-3	275	Jr.	1L	Slidell, La./Northshore
33	David Skehan	DB	6-1	207	Sr.	2L	Bronx, N.Y./Fordham Prep
82	Evan Smith	WR	5-7	172	Sr.	SO	Plainview, N.Y./Plainview
13	Fred Smith	WR	5-8	188	Sr.	3L	Destrehan, La./Destrehan
38	Cory Sonnier	S	5-11	195	So.	1L	Friendswood, Texas/Clear Brook
41	Cody Sparks	LB	6-4	247	So.	1L	Bridge City, Texas/Bridge City
47	Ross Thevenot	K	6-0	186	So.	1L	Lake Charles, La./Saint Louis Catholic
17	Louis Thomas	DB	6-0	196	Sr.	2L	Marrero, La./Archbishop Shaw
23	Ade Tuyoy	RB	6-0	219	Sr.	2L	Houston, Texas/Jersey Village
8	Alex Wacha	CB	5-11	191	So.	1L	Sugar Land, Texas/Clements
39	Leo Webb	RB	6-1	228	So.	PS	Covington, La./Jesuit
56	Avery Williams	DL	6-2	290	Sr.	3L	Houston, Texas/Houston Lamar
20	Jeremy Williams	WR	6-2	194	So.	1L	Baytown, Texas/Sterling
52	Troy Wilson	DE	6-2	239	So.	1L	Gloucester, Va./Fork Union Military Academy



Aryan Barto



Avery Williams



Frank Morton



Antonio Harris

YEAR	COACH	OVERALL	C-USA	BOWL	YEAR	COACH	OVERALL	C-USA	BOWL
2006	Chris Scelfo	4-8-0	2-6		1940	Lowell Dawson	5-5-0		
2005	Chris Scelfo	2-9-0	1-7		1939	Lowell Dawson	8-1-1		Sugar
2004	Chris Scelfo	5-6-0	3-5		1938	Lowell Dawson	7-2-1		
2003	Chris Scelfo	5-7-0	3-5		1937	Lowell Dawson	5-4-1		
2002	Chris Scelfo	8-5-0	4-4	Hawai'i	1936	Lowell Dawson	6-3-1		
2001	Chris Scelfo	3-9-0	1-6		1935	Ted Cox	6-4-0		
2000	Chris Scelfo	6-5-0	3-4		1934	Ted Cox	10-1-0		Sugar
1999	Chris Scelfo	3-8-0	1-5		1933	Ted Cox	6-3-1		
1998	Chris Scelfo	1-0-0		Liberty	1932	Ted Cox	6-2-1		
1998	Tommy Bowden	11-0-0	6-0		1931	Bernie Bierman	11-1-0		Rose
1997	Tommy Bowden	7-4-0	5-1		1930	Bernie Bierman	8-1-0		
1996	Buddy Teevens	2-9-0	1-4		1929	Bernie Bierman	9-0-0		
1995	Buddy Teevens	2-9-0			1928	Bernie Bierman	6-3-1		
1994	Buddy Teevens	1-10-0			1927	Bernie Bierman	2-5-1		
1993	Buddy Teevens	4-8-0			1926	Clark Shaughnessy	3-5-1		
1992	Buddy Teevens	2-9-0			1925	Clark Shaughnessy	9-0-1		
1991	Greg Davis	1-10-0			1924	Clark Shaughnessy	8-1-0		
1990	Greg Davis	4-7-0			1923	Clark Shaughnessy	6-3-1		
1989	Greg Davis	4-8-0			1922	Clark Shaughnessy	4-4-0		
1988	Greg Davis	5-6-0			1921	Myron Fuller	4-6-0		
1987	Mack Brown	6-6-0		Independence	1920	Clark Shaughnessy	6-2-1		
1986	Mack Brown	4-7-0			1919	Clark Shaughnessy	6-2-1		
1985	Mack Brown	1-10-0			1918	Clark Shaughnessy	4-1-1		
1984	Wally English	3-8-0			1917	Clark Shaughnessy	5-3-0		
1983	Wally English	2-9-0			1916	Clark Shaughnessy	4-3-1		
1982	Vince Gibson	4-7-0			1915	Clark Shaughnessy	4-4-0		
1981	Vince Gibson	6-5-0			1914	E.R. Sweetland	3-3-1		
1980	Vince Gibson	7-5-0		Hall of Fame	1913	A.C. Hoffman	3-5-0		
1979	Larry Smith	9-3-0		Liberty	1912	A.A. Mason	5-3-0		
1978	Larry Smith	4-7-0			1911	A.A. Mason	5-3-1		
1977	Larry Smith	3-8-0			1910	A.A. Mason	0-7-0		
1976	Larry Smith	2-9-0			1909	Buster Brown	4-3-2		
1975	Bennie Ellender	4-7-0			1908	Joe Curtis	7-1-0		
1974	Bennie Ellender	5-6-0			1907	Joe Curtis	3-2-0		
1973	Bennie Ellender	9-3-0		Bluebonnet	1906	John Russ	0-4-1		
1972	Bennie Ellender	6-5-0			1905	J. Tobin/H. Ludlow	0-1-0		
1971	Bennie Ellender	3-8-0			1904	T. Berry/J. Janvier	5-2-0		
1970	Jim Pittman	8-4-0		Liberty	1903	Charles Eshleman	2-2-1		
1969	Jim Pittman	3-7-0			1902	Virginius Dabney	1-4-2		
1968	Jim Pittman	2-8-0			1901	H.T. Summersgill	5-1-0		
1967	Jim Pittman	3-7-0			1900	H.T. Summersgill	5-0-0		
1966	Jim Pittman	5-4-1			1899	H.H. Collier	0-6-1		
1965	Tommy O'Boyle	2-8-0			1898	John Lombard	1-1-0		
1964	Tommy O'Boyle	3-7-0			1896	Harry Baum	3-2-0		
1963	Tommy O'Boyle	1-8-1			1895	T.L. Bayne	3-2-0		
1962	Tommy O'Boyle	0-10-0			1894	Fred Sweet	0-4-0		
1961	Andy Pilney	2-8-0			1893	T.L. Bayne	1-2-0		
1960	Andy Pilney	3-6-1							
1959	Andy Pilney	3-6-1							
1958	Andy Pilney	3-7-0							
1957	Andy Pilney	2-8-0							
1956	Andy Pilney	6-4-0							
1955	Andy Pilney	5-4-1							
1954	Andy Pilney	1-6-3							
1953	Raymond Wolf	1-8-1							
1952	Raymond Wolf	5-5-0							
1951	Henry E. Frnka	4-6-0							
1950	Henry E. Frnka	6-2-1							
1949	Henry E. Frnka	7-2-1							
1948	Henry E. Frnka	9-1-0							
1947	Henry E. Frnka	2-5-2							
1946	Henry E. Frnka	3-7-0							
1945	Claude Simons, Jr.	2-6-1							
1944	Claude Simons, Jr.	4-3-0							
1943	Claude Simons, Jr.	3-3-0							
1942	Claude Simons, Jr.	4-5-0							
1941	Lowell Dawson	5-4-0							

BOWL RESULTS (4-6)

Bowl	Opponent	Result	Year
Hawai'i	Hawai'i	W, 36-28	2002
Liberty	Brigham Young	W, 41-27	1998
Independence	Washington	L, 12-24	1987
Hall of Fame	Arkansas	L, 15-34	1980
Liberty	Penn State	L, 6-9	1979
Bluebonnet	Houston	L, 7-47	1973
Liberty	Colorado	W, 17-3	1970
Sugar	Texas A&M	L, 13-14	1940
Sugar	Temple	W, 20-14	1935
Rose	USC	L, 12-21	1932

Tulsa

QUICK FACTS

Location: Tulsa, Okla.
Founded: 1894
Enrollment: 4,100
Nickname: Golden Hurricane
Colors: Old Gold, Royal Blue, Crimson
Stadium: H.A. Chapman Stadium (35,542)
Field Surface: Field Turf
President: Dr. Steadman Upham
Faculty Athletics Rep.: Tom Holland
Athletic Director: Bubba Cunningham
SWA: Crista Troester
Head Coach: Todd Graham

SPORTS INFORMATION

Director/Football SID: Don Tomkalski
Office Phone: 918/631-3200
Cell Phone: 918/640-0683
Fax: 918/631-3913
E-Mail: donald-tomkalski@utulsa.edu
Website: www.TulsaHurricane.com
Press Box Phone: 918/631-2492

FOOTBALL FACTS


Basic Offense: Spread No Huddle
Basic Defense: 3-3-5
Lettermen Returning/Lost: 35/21
Starters Returning:
 Offense 5
 Defense 6
 Specialists 1
2006 Record: 8-5
2006 C-USA Record: 5-3
2006 Postseason: Bell Helicopter
 Armed Forces Bowl
All-Time Record: 542-428-27 (.557)
Bowl Appearances: 14
Bowl Record: 5-9-0
Last Appearance: 2006, Bell Helicopter
 Armed Forces Bowl

KEY DATES

Players Report: July 30
Media Day: TBA
Fall Classes Begin: August 20

DID YOU KNOW?

Tulsa had 30 football student-athletes named to the 2006-07 C-USA Commissioner's Honor Roll (cumulative GPA 3.0 or better), the most in the league.



TODD GRAHAM

Alma Mater: East Central '86
Career Record: 7-6 (.538) 1 season
Record at Tulsa: First season

Did You Know?

Todd Graham was a two-year NAIA All-America defensive back and three time all-conference performer at East Central University. He signed as a free agent with the NFL's St. Louis Cardinals.



Dr. Steadman Upham
President



Bubba Cunningham
Athletic Director



Crista Troester
SWA



Don Tomkalski
Football SID



TULSA

69 GOLDEN HURRICANE

C-USA

2007 SCHEDULE

A30 (Thu.)	at Louisiana-Monroe (ESPN 2)	6:00p
S15	BYU (CSTV)	8:00p
S21 (Fri.)	OKLAHOMA (ESPN 2)	7:00p
S29	UAB	6:00p
O6	at UTEP	8:05p
O13	MARSHALL	6:00p
O20	at UCF	3:00p
O27	SMU	2:00p
N3	at Tulane (CSTV)	6:30p
N10	HOUSTON	2:00p
N17	at Army (ESPN Networks)	TBA
N24	at Rice	2:00p

All times are Central and subject to change
Conference games in bold italic.

2006 RESULTS

A31 (Thu.)	STEPHEN F. AUSTIN	W	45-7	1-0
S9	at BYU (The mtn.)	L	24-49	1-1
S16	NORTH TEXAS	W	28-3	2-1
S23	at Navy (CSTV)	W	24-23 (ot)	3-1
O3 (Tue.)	SOUTHERN MISS (ESPN 2)	W	20-6	4-1
O14	at East Carolina	W	31-10	5-1
O21	at Memphis (CSTV)	W	35-14	6-1
O27 (Fri.)	UTEP (ESPN 2)	W	30-20	7-1
N4	at Houston (CSTV)	L	10-27	7-2
N11	RICE	L	38-41 (2ot)	7-3
N18	at SMU	L	24-34	7-4
N24 (Fri.)	TULANE	W	31-3	8-4
D23	vs. Utah (ESPN)	L	13-25	8-5

(Bell Helicopter Armed Forces Bowl)



Paul Smith

HEAD COACH TODD GRAHAM

Hometown: Mesquite, Texas
 Alma Mater: East Central '86
 Birthdate: December 5, 1964

COACHING EXPERIENCE

2007-	Tulsa	Head Coach – First season
2006	Rice	Head Coach – 7-6 (.538) - 1 season
2003-05	Tulsa	Assistant Head Coach/ Defensive Coord./Secondary
2001-02	West Virginia	Co-Defensive Coord./Linebackers
1995-2000	Allen (Texas) H.S.	Head Coach/Athletic Director
1994	Albert (Okla.) H.S.	Head Coach
1991-93	East Central University	Defensive Coordinator
1988-90	Mesquite Poteet (Texas) H.S.	Assistant Coach

Career Record: 7-6 (.538) - 1 season

COACHING STAFF

Associate Head Coach/Defensive Coordinator/Defensive Line:
 Paul Randolph (Tennessee-Martin '90)
 Assistant Head Coach/Co-Offensive Coordinator/Quarterbacks:
 Gus Malzahn (Henderson State '90)
 Co-Defensive Coordinator/Linebackers: Keith Patterson
 (East Central '86)
 Co-Offensive Coordinator/Offensive Line: Herb Hand (Hamilton '90)
 Wide Receivers: Bill Blankenship (Tulsa '79)
 Running Backs: Bo Graham (Tulsa '06)
 Tight Ends: Dean Jackson (Wichita State '81)
 Cornerbacks/Special Teams Coordinator: Jason Jones (Alabama '01)
 Safeties/Recruiting Coordinator: Jess Loepp (Central Oklahoma '00)
 Director of Football Operations: Brent Graham (Tarleton State '01)

FOOTBALL OFFICE

Phone: 918/631-2393 Fax: 918/631-2127

NOTING THE GOLDEN HURRICANE

- Former Tulsa Defensive Coordinator and Rice Head Coach **Todd Graham** takes over as head coach of the Golden Hurricane this season. He becomes the 27th head football coach in school history. Graham spent last season at Rice where he led the Owls to an overall 7-6 record and the school's first bowl berth in 45 years.
- The Golden Hurricane made its third bowl appearance in four years last season when TU competed in the Bell Helicopter Armed Forces Bowl, falling to Utah, 25-13.
- At 8-5, Tulsa won eight games or more in back-to-back seasons for the first time since 1982-83 and made back-to-back bowl appearances for the first time since 1964-65.
- Senior QB **Paul Smith** enters the season in second place on the school's career total offense list with 6,418 yards of total offense in his career. Smith also ranks second on TU's all-time passing yardage list with 5,871 yards and is third in touchdown passes with 36.
- Senior RB **Courtney Tennial** played his first season in a Golden Hurricane uniform last season, rushing for 845 yards and 14 touchdowns. His 16 total touchdowns (two receiving) were the second-most in school history.
- Senior LB **Nelson Coleman** has been Tulsa's leading tackler in each of the last two seasons, including 98 stops a year ago. He enters this season with 274 career tackles, sixth-most among active players.
- Senior LB **Chris Chamberlain** has been a playmaker for the Hurricane. After coming back from off-season knee surgery last year, Chamberlain totaled 51 tackles and had two interceptions, including one for a touchdown.

2006 TEAM STATISTICS

CATEGORY	TULSA	OPPONENTS
First Downs	258	215
Rushes-Yards	484-2107	423-1796
Rushing Yards/Game	162.1	138.2
Passes Att./Comp./Int.	365-243-9	344-187-8
Completion Pct.	.666	.544
Passing Yards	2944	2063
Passing Yards/Game	226.5	158.7
Total Off. Plays/Yds	849-5051	767-3859
Total Offense/Game	388.5	296.8
Punts-Average	48-38.2	66-38.7
Punt Returns-Avg.	29-7.1	21-8.3
Kickoff Returns-Avg.	36-19.6	53-15.6
Interceptions-Yards	8-62	9-76
Fumbles-Lost	23-10	15-6 P
Penalties-Yards	66-572	71-597
3rd Down Conversions	74-161	63-170
3rd Down Conversion Percentage	.460	.371
4th Down Conversions	13-21	11-15
4th Down Conversion Percentage	.619	.733
Sacks By-Yards	20-139	16-82
Avg. Time of Possession	32:11	27:49

2006 INDIVIDUAL LEADERS

RUSHING	ATT.	YDS.	AVG.	TD	LONG
Courtney Tennial	171	845	4.9	14	33
Tarrion Adams	68	329	4.8	2	47
Brandon Diles	64	301	4.7	3	26
TOTALS	484	2107	4.4	30	59

PASSING	ATT.	COMP	PCT.	INT	YARDS	TD
Paul Smith	350	223	.666	9	2727	15
David Johnson	14	9	.643	0	180	1
TOTALS	365	243	.666	9	2944	16

RECEIVING	REC	YDS.	AVG.	TD	LONG
Idris Moss	58	803	13.8	1	58
Ryan Bugg	45	617	13.7	4	45
Tarrion Adams	31	362	11.7	1	56
Don Johnson	27	280	10.4	2	33
TOTALS	243	2944	12.1	16	59

FIELD GOALS	MADE-ATT.	PCT.	LONG
Jarod Tracy	11-12	.917	50
TOTALS	11-12	.917	50

PUNTING	NO.	YARDS	AVG.	LONG
Chris Kindred	24	935	39.0	50
Paul Jurado	18	729	40.5	62
TOTALS	48	1835	38.2	62

TACKLES	SOLOS	AST	TOTAL
Nelson Coleman	43	55	98
Nick Bunting	32	43	75
Kedrick Alexander	42	28	70
Bobby Blackshire	38	24	62
Nick Graham	35	18	53
TOTALS	443	378	821

INTERCEPTIONS	NO.	YDS.	AVG.	TD
Bobby Blackshire	4	26	6.5	0
Chris Chamberlain	2	38	19.0	1
TOTALS	8	62	7.8	1

Great Coach in Golden Hurricane History

Henry Frnka (1941-45) 40-9-1

Following the 1940 season, Frnka was brought in to coach the Golden Hurricane and proceeded to lead Tulsa to a dominating five-year period on the gridiron. From 1941 through 1945, Frnka led Tulsa to a 40-9-1 record, three Missouri Valley Conference titles and five straight New Year's Day Bowl Games, a first for any college. His 1942 team led the nation in scoring at 42.7 points per game and ranked fourth in the nation at season's end.

2007 DEPTH CHART

(Returning Starters in Bold)

LETTERMEN

Returning/Lost: 35/21

STARTERS

Offensive Returning/Lost: 5/6

Defensive Returning/Lost: 6/5

Special Teams Returning/Lost: 1/3

OFFENSE

WR Jesse Meyer, Corey Kizer
 TE **Ted Curtis**, Jake Collums
 LT Walter Boyd, Tyler Holmes
 LG Curt Puckett, Brandon Washington
 C Jody Whaley, Travis Wike
 RG **Justin Morsey**, Wade Whitlow,
 Ronnie DeWitt
 RT Rodrick Thomas, Wade Whitlow
 QB **Paul Smith**, David Johnson
 RB **Courtney Tennial/Tarrion Adams**,
 Jamad Williams
 WR Dion Toliver, Cameron Clemons
 WR Nick Henderson, Kyle Grooms
 HB Cody Madison, Jacob Frank

DEFENSE


DE Jeph McAlester, Cedric Godfrey, Jon Bell
 NG **Terrel Nemons**, Brandon Jones
 DE **Moton Hopkins**, Tyler Scarbrough
 WLB Alain Karatepeyan, George Clinkscale
 MLB **Nelson Coleman**, Mike Bryan
 SLB **Chris Chamberlain**, Donald Gobert
 BAN Steve Craver, Ty Page
 SS **Anthony Germany**, Jonathan Penelton
 FS Josh Burris, Randy Duncan
 CB Charles Davis, Kenny D. Sims
 CB **Roy Roberts**, Terrance Thomas, Corey Cox

SPECIALISTS

K **Jarod Tracy**
 P Paul Jurado
 KR Charles Davis
 PR Charles Davis

KEY LOSSES

WR Ryan Bugg
 WR Idris Moss
 C Aaron Danenhauer
 OT Mike Mengers
 OT Jeff Perrett
 DE Robert Latu
 LB Nick Bunting
 DB Kedrick Alexander
 DB Bobby Blackshire
 P Chris Kindred



Courtney Tennial

2007 SPRING SIGNEES

Name	Pos	Ht	Wt	Yr.	Hometown/HS, JC or College
Eliot Allen	DE	6-2	222	Jr.	Allen, Texas/Trinity Valley CC
Cornelius Arnick	LB	6-1	213	Fr.	Dallas, Texas/Carter
Jake Borgsmiller	WR	6-3	185	So.	Tulsa, Okla./NE Oklahoma A+M
Tyree Bullock	CB	5-10	170	Fr.	Durham, NC/Hillside
Charles Clay	RB	6-3	222	Fr.	Little Rock, Ark./Central
C.J. Chaten	WR	5-9	180	Fr.	Dardanelle, Ark./Dardanelle
Genesis Cole	S	6-1	178	Fr.	Little Rock, Ark./Central
John Destin	S	6-0	185	Jr.	Belle Glade, Fla./Rock Valley CC
Chris Ford	WR	6-2	186	Fr.	Fort Worth, Texas/North Crowley
Wilson Garrison	DE	6-4	284	So.	Hinton, Okla./Oklahoma A+M
Wilson Holloway	OL	6-6	255	Fr.	Edmond, Okla./Oklahoma Christian
*Tyler Holmes	OL	6-3	299	Fr.	Ottawa, Ontario, Canada/Merivale
Mike Johnson	QB	6-1	208	Fr.	Durham, NC/Hillside
Trae Johnson	WR	5-11	170	Fr.	Grand Prairie, Texas/ South Grand Prairie
Brenan Marion	W	6-1	185	Jr.	Greensburg, Pa./DeAnza JC
Charles Opeseyitan	RB	5-10	193	Fr.	Allen, Texas/Allen
Odrick Ray	DE	6-3	220	Fr.	Athens, Texas/Athens
Aaron Ringle	OL	6-4	250	Fr.	Sand Springs, Okla./Charles Page
Rashad Robinson	LB	6-1	230	Fr.	McKinney, Texas/North
Shawn Santos	OL	6-3	285	So.	Fort Worth, Texas/Trinity Valley CC
Kenny Sims	LB	6-0	221	Fr.	Arlington, Texas/Seguin
Reid Singleton	CB	5-10	170	Fr.	Fort Worth, Texas/North Crowley
Michael Such	P	6-2	205	Fr.	Allen, Texas/Nebraska
*Dion Toliver	WR	5-10	175	Jr.	Riverside, Calif./Riverside JC
Tory Tyner	CB	6-1	174	Fr.	Cedar Hill, Texas/Cedar Hill
Jacoby Veals	DL	6-1	262	Fr.	Dallas, Texas/Lincoln
*Brandon Washington	OL	6-3	315	Fr.	Cedar Hill, Texas/Cedar Hill
A.J. Whitmore	WR	5-9	170	Fr.	Nashville, Ark./Nashville

* denotes midyear signees

2007 ROSTER

No	Name	Pos	Ht	Wt	Yr	Exp	Hometown/HS, JC or College
25	Tarrison Adams	RB	6-1	204	Jr.	2L	Moore, Okla./Moore
40	Tanner Antle	LB	6-4	200	Fr.	RS	Foyil, Okla./Foyil
57	Jon Bell	DL	6-1	255	Fr.	RS	Shreveport, La./Evangel Christian
56	Walter Boyd	OL	6-2	317	Sr.	3L	Shawnee, Okla./Shawnee
70	Alexander Bridge	P	5-10	205	So.	SQ	Los Alamos, N.M./Los Alamos
43	Mike Bryan	LB	6-1	215	So.	1L	Coweta, Okla./Coweta
19	Josh Burriss	DB	5-10	186	So.	1L	Garland, Texas/South Garland
41	Logan Cawyer	TE	6-4	234	Fr.	RS	Commerce, Okla./Commerce
32	Chris Chamberlain	LB	6-2	225	Sr.	3L	Bethany, Okla./Bethany
13	Cameron Clemons	WR	5-11	180	Sr.	SQ	Anaheim, Calif./Canyon/Santa Ana JC
8	George Clinkscale	LB	6-0	241	So.	1L	Cedar Hill, Texas/Cedar Hill
55	Nelson Coleman	LB	6-2	235	Sr.	3L	Dallas, Texas/Skyline
86	Jake Collums	TE	6-4	236	So.	1L	Enid, Okla./Enid
18	Corey Cox	DB	5-8	150	Fr.	RS	Denver, Colo./J.K. Mullen
6	Steve Craver	DB	6-1	212	Sr.	1L	Hurst, Texas/L.D. Bell/Kilgore JC
28	Drew Cuffee	DB	5-8	177	Fr.	RS	Arlington, Texas/Arlington Martin
30	Ted Curtis	TE	6-1	242	Sr.	3L	Moore, Okla./Moore
24	Charles Davis	DB	5-9	165	So.	1L	Fort Worth, Texas/North Crowley
50	Alex Detwiler	DE	6-1	217	Sr.	SQ	Tulsa, Okla./Holland Hall
68	Ronnie DeWitt	OL	6-5	260	Fr.	RS	Lake Austin, Texas/Lake Austin
7	Randy Duncan	DB	6-2	188	Jr.	2L	Mesquite, Texas/Mesquite
39	Popsie Floyd	DE	6-1	250	So.	SQ	Tulsa, Okla./East Central
82	Jacob Frank	HB	6-1	233	Jr.	SQ	Houston, Texas/Klein Collins
3	Anthony Germany	DB	6-1	211	Sr.	3L	Oklahoma City, Okla./Putnam City
26	Donald Gobert	DB	6-3	180	Fr.	RS	Crockett, Texas/Crockett
52	Cedric Godfrey	DE	6-1	243	So.	SQ	Cedar Hill, Texas/Cedar Hill
85	Kyle Grooms	WR	6-3	205	Sr.	3L	Englewood, Colo./Regis Jesuit
6	Clark Harrell	QB	6-2	190	Fr.	RS	Ennis, Texas/Ennis
9	Corey Heinz	WR	5-11	161	So.	SQ	Lone Tree, Colo./Highlands Ranch
16	Nick Henderson	WR	6-0	175	Jr.	SQ	Kansas City, Kan./Sumner Academy/Coffeyville JC
59	Tyler Holmes	OL	6-3	299	Fr.	HS	Ottawa, Ontario, Canada/Merivale
93	Moton Hopkins	DE	6-3	275	Jr.	2L	Converse, Texas/Randolph
43	Robert Jaworski	PK	6-1	178	Jr.	SQ	Milledgeville, Ga./Georgia Military Coll.
22	Aaron Johnson	RB	5-9	190	Jr.	SQ	Tulsa, Okla./Victory Christian
5	David Johnson	QB	6-2	217	Jr.	2L	Portland, Ore./Southridge
90	Brandon Jones	NG	6-2	297	Sr.	3L	Duncanville, Texas/Duncanville
48	Paul Jurado	P	6-1	195	Jr.	1L	Chino, Calif./Citrus College

No	Name	Pos	Ht	Wt	Yr	Exp	Hometown/HS, JC or College
44	Alain Karatepeyan	LB	6-1	250	Sr.	2L	Chatsworth, Calif./Chatsworth/Pierce College
18	Corey Kizer	WR	6-2	210	Jr.	JC	Memphis, Tenn./Melrose/Coahoma JC
37	James Lockett	DB	5-11	192	So.	SQ	Arlington, Texas Mansfield Summit
1	Cody Madison	HB	6-3	239	Sr.	3L	Chickasha, Okla./Chickasha
49	Jeph McAlester	LB	6-3	225	Jr.	SQ	Tulsa, Okla./BT Washington/NEO A&M
84	Jesse Meyer	WR	6-3	198	So.	1L	Jenks, Okla./Jenks
4	Daniel Morrell	WR	6-1	186	Fr.	RS	Blanchard, Okla./Blanchard
53	Justin Morsey	OL	6-2	282	Jr.	1L	Sapulpa, Okla./Sapulpa/NEO A&M
99	Terrel Nemons	NG	6-4	345	Jr.	2L	Cedar Hill, Texas/Cedar Hill
46	Ty Page	DB	6-2	220	Jr.	2L	Lufkin, Texas/Adamson
38	Jonathan Penelton	DB	6-0	214	So.	1L	Dallas, Texas/Skyline
42	Jon Piorkowski	LB	6-2	221	Jr.	1L	St. Louis, Mo./Baylor
39	Tyler Pistoia	WR	6-0	182	Fr.	RS	Long Beach, Calif./Wilson Classical
76	Curt Puckett	OL	6-3	305	So.	SQ	Coweta, Okla./Coweta
10	Roy Roberts	DB	5-11	205	Jr.	2L	Ardmore, Okla./Ardmore
94	Tyler Scarbrough	DE	6-3	240	Fr.	RS	Stillwater, Okla./Stillwater
27	Kenny D Sims	DB	5-11	189	So.	1L	Florissant, S.C./Hazelwood Central
25	Anthony Smith	DB	5-8	189	Fr.	RS	Webster, Texas/Clear Brook
12	Paul Smith	QB	6-2	193	Sr.	3L	Owasso, Okla./Owasso
46	Mike Sullivan	TE	6-3	238	So.	SQ	Highlands Ranch, Colo./Highlands Ranch
58	Skyler Taylor	NG	6-0	269	So.	SQ	Tulsa, Okla./Booker T. Washington
20	Courtney Tennial	RB	5-9	220	Sr.	1L	Glenpool, Okla./Glenpool/Oklahoma Univ.
70	Rodrick Thomas	OL	6-4	347	Jr.	1L	Oklahoma City, Okla./Northeast
21	Terrance Thomas	DB	5-10	175	Sr.	SQ	Gordon, Ala./Ashford
15	Dion Toliver	WR	5-10	175	Jr.	JC	Riverside, Calif./Riverside JC
29	Jarod Tracy	PK	6-0	165	Jr.	2L	Aledo, Texas/Aledo
51	John Warren	DS	6-0	215	Jr.	1L	Phoenix, Ariz./North Canyon/Glendale JC
72	Brandon Washington	OL	6-3	315	Fr.	HS	Cedar Hill, Texas/Cedar Hill
65	Jody Whaley	OL	6-3	302	So.	1L	Comanche, Okla./Comanche
77	Wade Whitlow	OL	6-4	310	Sr.	1L	Clute, Texas/Brazoswood
61	Travis Wike	OL	6-4	279	So.	SQ	Wichita, Kan./Collegiate
23	Jamad Williams	RB	5-9	193	Fr.	RS	Midwest City, Okla./Midwest City
88	Kyle Young	WR	6-6	220	So.	WO	Turpin, Okla./Turpin




Tarrison Adams



Chris Chamberlain



Anthony Germany



Walter Boyd

YEAR	COACH	OVERALL	C-USA	BOWL
2006	Steve Kragthorpe	8-5-0	5-3	Armed Forces
2005	Steve Kragthorpe	9-4-0	6-2	Liberty
2004	Steve Kragthorpe	4-8-0		
2003	Steve Kragthorpe	8-5-0		Humanitarian
2002	Keith Burns	1-11		
2001	Keith Burns	1-10		
2000	Keith Burns	5-7		
1999	Rader/Henderson	1-6/1-3		
1998	David Rader	4-7-0		
1997	David Rader	2-9-0		
1996	David Rader	4-7-0		
1995	David Rader	4-7-0		
1994	David Rader	3-8-0		
1993	David Rader	4-6-1		
1992	David Rader	4-7-0		
1991	David Rader	10-2-0		Freedom
1990	David Rader	3-8-0		
1989	David Rader	6-6-0		Independence
1988	David Rader	4-7-0		
1987	George Henshaw	3-8-0		
1986	Don Morton	7-4-0		
1985	Don Morton	6-5-0		
1984	John Cooper	6-5-0		
1983	John Cooper	8-3-0		
1982	John Cooper	10-1-0		
1981	John Cooper	7-4-0		
1980	John Cooper	8-3-0		
1979	John Cooper	6-5-0		
1978	John Cooper	9-2-0		
1977	John Cooper	3-8-0		
1976	F.A. Dry	7-4-1		Independence
1975	F.A. Dry	7-4-0		
1974	F.A. Dry	8-3-0		
1973	F.A. Dry	6-5-0		
1972	Gibson/Dry	1-5/3-2		
1971	Claude Gibson	4-7-0		
1970	Claude Gibson	6-4-0		
1969	Vince Carillot	1-9-0		
1968	Glenn Dobbs	3-7-0		
1967	Glenn Dobbs	7-3-0		
1966	Glenn Dobbs	6-4-0		
1965	Glenn Dobbs	8-3-0		Bluebonnet
1964	Glenn Dobbs	9-2-0		Bluebonnet
1963	Glenn Dobbs	5-5-0		
1962	Glenn Dobbs	5-5-0		
1961	Glenn Dobbs	2-8-0		
1960	Bobby Dobbs	5-5-0		
1959	Bobby Dobbs	5-5-0		
1958	Bobby Dobbs	7-3-0		
1957	Bobby Dobbs	4-6-0		
1956	Bobby Dobbs	7-2-1		
1955	Bobby Dobbs	2-7-1		
1954	Bernie Witucki	0-11-0		
1953	Bernie Witucki	3-7-0		
1952	J.O. Brothers	8-2-1		Gator
1951	J.O. Brothers	9-2-0		
1950	J.O. Brothers	9-1-1		
1949	J.O. Brothers	5-5-1		
1948	J.O. Brothers	0-9-1		
1947	J.O. Brothers	5-5-0		
1946	J.O. Brothers	9-1-0		
1945	Henry Frnka	8-3-0		Oil
1944	Henry Frnka	8-2-0		Orange
1943	Henry Frnka	6-1-1		Sugar
1942	Henry Frnka	10-1-0		Sugar
1941	Henry Frnka	8-2-0		Sun
1940	Chet Benefiel	7-3-0		
1939	Chet Benefiel	4-5-1		

YEAR	COACH	OVERALL	C-USA	BOWL
1938	Vic Hurt	4-5-1		
1937	Vic Hurt	6-2-2		
1936	Vic Hurt	5-2-2		
1935	Elmer Henderson	3-6-1		
1934	Elmer Henderson	5-2-1		
1933	Elmer Henderson	6-1-0		
1932	Elmer Henderson	7-1-1		
1931	Elmer Henderson	8-3-0		
1930	Elmer Henderson	7-2-0		
1929	Elmer Henderson	6-3-1		
1928	Elmer Henderson	7-2-1		
1927	Elmer Henderson	8-1-0		
1926	Elmer Henderson	7-2-0		
1925	Elmer Henderson	6-2-0		
1924	Howard Acher	1-6-1		
1923	Howard Acher	2-5-1		
1922	Howard Acher	9-0-0		
1921	Francis Schmidt	6-3-0		
1920	Francis Schmidt	10-0-1		
1919	Francis Schmidt	8-0-1		
1918	Arthur Smith	1-2-0		
1917	Hal Medford	0-8-1		
1916	Sam McBirney	10-0-0		
1915	Sam McBirney	6-1-1		
1914	Sam McBirney	7-2-0		
1913	George Evans	5-2-0		
1912	Harvey Allen	1-3-0		
1911	No team			
1910	Unknown	2-1-0		
1909	Unknown	2-1-0		
1908	Sam McBirney	2-3-0		
1907	No team			
1906	No team			
1905	Unknown	1-2-0		
1904	No team			
1903	No team			
1902	Unknown	0-1-0		
1901	Unknown	0-1-0		
1900	Unknown	2-1-0		
1899	Fred Taylor	0-1-1		
1898	Fred Taylor	1-0-0		
1897	Norman Leard	2-1-0		
1896	Norman Leard	2-1-0		
1895	Norman Leard	1-0-0		

BOWL RESULTS (5-9)

Bowl	Opponent	Result	Year
Armed Forces	Utah	L, 13-25	2006
Liberty	Fresno State	W, 31-24	2005
Humanitarian	Georgia Tech	L, 10-52	2003
Freedom	San Diego State	W, 28-17	1991
Independence	Oregon	L, 24-27	1989
Independence	McNeese State	L, 16-20	1976
Bluebonnet	Tennessee	L, 6-27	1965
Bluebonnet	Mississippi	W, 14-7	1964
Gator	Florida	L, 13-14	1953
Oil	Georgia	L, 6-20	1946
Orange	Georgia Tech	W, 26-12	1945
Sugar	Georgia Tech	L, 18-20	1944
Sugar	Tennessee	L, 7-14	1943
Sun	Texas Tech	W, 6-0	1942



QUICK FACTS

Location: Birmingham, Ala.
 Founded: 1969
 Enrollment: 16,697
 Nickname: Blazers
 Colors: Forest Green and Old Gold
 Stadium: Legion Field (72,000)
 Field Surface: SureTurf
 President: Dr. Carol Garrison
 FAR: Dr. Johnny Scott
 Athletics Director: Brian Mackin
 SWA: Rosalind Ervin
 Head Coach: Neil Callaway

SPORTS INFORMATION

Associate A.D./Football SID: Norm Reilly
 Office Phone: 205/934-0722
 Cell Phone: 205/936-1793
 Fax: 205/934-7505
 E-Mail: nreilly@uab.edu
 Website: www.UABSports.com
 Press Box Phone: 205/326-3814

FOOTBALL FACTS

Basic Offense: Multiple
 Basic Defense: 4-3
 Lettermen Returning/Lost: 39/30
 Starters Returning:
 Offense 4
 Defense 4
 Specialists 1
 2006 Record: 3-9
 2006 C-USA Record: 2-6
 2006 Postseason: None
 All-Time Record: 86-78-2 (.524)
 Bowl Appearances: 1
 Bowl Record: 0-1-0
 Last Appearance: 2004, Hawai'i

KEY DATES

Players Report: August 3
 Media Day: August 6
 Fall Classes Begin: August 22

DID YOU KNOW?

Head Coach Neil Callaway's new staff includes Kim Helton, former head coach at Houston, and Helton's son, Tyson. The younger Helton is a Houston grad and has been part of the football coaching staff at Memphis.




NEIL CALLAWAY

Alma Mater: Alabama '78
 Career Record: First season
 Record at UAB: First season

Did You Know?

Neil Callaway has been a part of the coaching staffs at Houston and East Carolina. The Cougars won the inaugural C-USA Championship while he was there.



Dr. Carol Garrison
President




Brian Mackin
Athletics Director



Rosalind Ervin
SWA



Norm Reilly
Football SID




2007 SCHEDULE

S1	at Michigan State (ESPN 2)	11:00a
S8	at Florida State (ESPN U)	4:00p
S15	ALCORN STATE	6:00p
S29	at Tulsa	6:00p
O6	at Mississippi State	1:30p
O13	TULANE	6:00p
O20	HOUSTON	6:00p
O27	at East Carolina	2:00p
N3	SOUTHERN MISS (CSS)	6:00p
N10	UCF (CSTV)	6:30p
N17	at Memphis (CSS)	2:30p
N24	at Marshall	3:30p

All times are Central and subject to change
Conference games in bold italic.

2006 RESULTS

S2	at (10) Oklahoma (TBS)	L	17-24	0-1
S9	EAST CAROLINA	W	17-12	1-1
S16	at (9) Georgia	L	0-34	1-2
S23	MISSISSIPPI STATE	L	10-16 (ot)	1-3
S30	TROY	W	21-3	2-3
O7	MEMPHIS	W	35-29	3-3
O14	at Rice (CSTV)	L	33-34	3-4
O21	MARSHALL	L	24-31	3-5
O31 (Tue.)	at SMU (ESPN2)	L	9-22	3-6
N10 (Fri.)	UTEP (ESPN2)	L	17-36	3-7
N18	at Southern Miss (CSTV)	L	20-25	3-8
N25	at UCF (CSS)	L	22-31	3-9



Joe Henderson

HEAD COACH NEIL CALLAWAY

Hometown: Macon, Ga.
 Alma Mater: Alabama '78
 Birthdate: November 15, 1955

COACHING EXPERIENCE

2006-	UAB	Head Coach – First season
2000-06	Georgia	Offensive Coordinator
1997-2000	Alabama	Offensive Coordinator/Offensive Line Coach
1993-96	Houston	Assistant Head Coach/Offensive Coordinator
1981-92	Auburn	Offensive Line Coach
1980	Wyoming	Offensive Line Coach
1978-79	East Carolina	Offensive Line Coach

Career Record: First season

COACHING STAFF

Offensive Coordinator/Tight Ends: Kim Helton (Florida '70)
 Defensive Coordinator/Safeties: Eric Schumann (Alabama '77)
 Cornerbacks: Corey Barlow (Auburn '91)
 Wide Receivers: Tim Bowens (Alabama '99)
 Defensive Line: Lorenzo Costantini (UTEP '90)
 Running Backs: Steve Davenport (Georgia Tech '88)
 Offensive Line: Will Friend (Alabama '98)
 Quarterbacks/Recruiting Coordinator: Tyson Helton (Houston '99)
 Linebackers: Tyson Summers (Presbyterian '02)
 Director of Football Operations: Ervin Lewis (Auburn '97)

FOOTBALL OFFICE

Phone: 205/934-7586 Fax: 205/975-9865

NOTING THE BLAZERS

- **Neil Callaway** becomes just the third head football coach in UAB history. Callaway had been offensive coordinator at the University of Georgia for the past six seasons. During his six years at UGA, Callaway was part of a staff that won two SEC championships, three SEC Eastern Division titles, three bowl games, and had four top 10 finishes in the final national polls. Callaway, a graduate of the University of Alabama, served as offensive line coach at Alabama in 1997 and line coach and offensive coordinator from 1998 to 2000. Prior to joining the Crimson Tide, he served as assistant head coach and offensive coordinator at Houston (1993-96).
- UAB returns a pair of quarterbacks with some experience heading into the 2007 season. Senior **Sam Hunt** split time last season as the Blazer starter and finished with 655 yards passing as he hit 48-of-82 passes (58.5 percent). Hunt, who battled injury the latter part of the 2006 season, also rushed for 159 yards. Sophomore **Joseph Webb** didn't see action until the 11th week of the season but he finished impressively. Webb connected on 33-of-51 passes (64.7 percent) for 426 yards and one touchdown.
- The Blazers will be looking for running back help in 2007. Sophomore **Rashaud Slaughter** was the only scholarship running back in spring practice and he was primarily a slot receiver last fall. Slaughter had just five yards rushing on one carry in 2006. UAB had four senior running backs (Dan Burks, Corey White, Marcus Elliott and Trey Chaney) in '06 and the foursome combined for 5,625 yards and 41 touchdowns.
- UAB returns three of its top four tacklers a year ago, including All-Conference USA selections **Will Dunbar** and **Joe Henderson**. Dunbar, Henderson and **Kris Guyton** combined for 183 tackles on the season.

2006 TEAM STATISTICS

CATEGORY	UAB	OPPONENTS
First Downs	211	223
Rushes-Yards	432-1507	409-1761
Rushing Yards/Game	125.6	146.8
Passes Att./Comp./Int.	304-177-12	317-200-12
Completion Pct.	.582	.631
Passing Yards	2214	2550
Passing Yards/Game	184.5	212.5
Total Off. Plays/Yds	736-3721	726-4311
Total Offense/Game	310.1	359.2
Punts-Average	59-39.2	47-40.4
Punt Returns-Avg.	16-4.6	19-10.7
Kickoff Returns-Avg.	43-21.8	30-22.4
Interceptions-Yards	12-100	12-160
Fumbles-Lost	25-8	20-14
Penalties-Yards	94-702	68-595
3rd Down Conversions	48-149	63-148
3rd Down Conversion Percentage	.322	.426
4th Down Conversions	10-18	5-10
4th Down Conversion Percentage	.560	.500
Sacks By-Yards	23-154	28-227
Avg. Time of Possession	31:52	28:08

2006 INDIVIDUAL LEADERS

RUSHING	ATT.	YDS.	AVG.	TD	LONG
Dan Burks	108	432	4.0	1	51
Corey White	96	372	3.9	6	14
Marcus Elliott	51	312	6.1	1	62
TOTALS	431	1507	3.5	14	62

PASSING	ATT.	COMP	PCT.	INT	YARDS	TD
Chris Williams	168	95	.565	7	1112	9
Sam Hunt	82	48	.585	5	655	2
TOTALS	304	177	.582	12	2214	12

RECEIVING	REC	YDS.	AVG.	TD	LONG
Willie Edwards	39	719	18.4	2	71
Sylvester Mencer	31	400	12.9	3	38
Norris Drinkard	22	251	11.4	1	35
Rashaud Slaughter	16	113	7.1	0	22
TOTALS	177	2214	12.5	12	71

FIELD GOALS	MADE-ATT.	PCT.	LONG
Swayze Waters	9-12	.750	42
TOTALS	11-16	.688	42

PUNTING	NO.	YARDS	AVG.	IN 20	LONG
Parker Mullins	58	2314	39.9	18	53
TOTALS	59	2314	39.2	18	53

TACKLES	SOLOS	AST	TOTAL
Will Dunbar	44	21	65
Mastaki Smith	29	35	64
Joe Henderson	42	21	63
Kris Guyton	36	19	55
Larry McSwain	25	14	39
TOTALS	456	268	724

INTERCEPTIONS	NO.	YDS.	AVG.	TD
Will Dunbar	3	36	12.0	0
Kevin Sanders	3	0	0.0	0
TOTALS	12	100	8.3	0

Great Coach in Blazers History

Jim Hilyer (1991-1994) 27-12-2

Jim Hilyer is widely regarded as the "father" of UAB football. Hilyer coached UAB's club teams in 1989 and 1990 and when the school made the decision to start the sport at the intercollegiate level, he was named the university's first head coach on March 13, 1991. Hilyer coached the Blazers for four seasons, two at Division II and two at Division I-AA. His teams posted winning records in each of his four seasons at the helm of the program, with the Blazers' best finish coming in 1993 when the team recorded a 9-2 mark.

2007 DEPTH CHART

(Returning Starters in Bold)

LETTERMEN

Returning/Lost: 39/30

STARTERS

Offensive Returning/Lost: 4/7

Defensive Returning/Lost: 4/7

Special Teams Returning/Lost: 1/3

OFFENSE

WR (X) Blake Thackston, Courtney Smith
 LT Willie Thompson, Joseph Waller
 LG Adam Hollifield, Joseph Arnold
 C **Jake Seitz**, Daniel Turner
 RG JaMarius Dismuke, Logan Creel
 RT **Adam Truitt**, **LaDarrius Stanley**
 TE Jeffrey Anderson, Cory Powers
 QB Joseph Webb or **Sam Hunt**
 RB Rashaud Slaughter, Tony Shepard
 H-Back **David Sigler**, Julian Smith
 WR (Z) Darryl Harris or Nick Coon

DEFENSE

DE **Brandon Jeffries**, Bryant Turner
 DT Jerrickus Speights, Brandon Madden
 NT Cortlin Johnson, Brandon Madden
 DE Joe Happe, Richard Carter
 SLB Gerod Condry, Stanley Lykes
 MLB B.J. Steed, Stanley Lykes
 WLB **Joe Henderson**, Henry Blackmon
 CB Zach Britten, Carnell Williams
 SS Durrell Fuqua, Anthony Davis
 FS **Will Dunbar**, Matt Taylor
 CB **Kevin Sanders**, Brandon Carlisle

SPECIALISTS

PK **Swayze Waters**, Matthew Terwilliger
 P Swayze Waters
 PR Kevin Sanders, Rashaud Slaughter
 KR Rashaud Slaughter

KEY LOSSES

WR Willie Edwards
 WR Norris Drinkard
 OL Cornelius Rogers
 OL Julius Wilson
 RB Dan Burks
 RB Corey White
 DE Larry McSwain
 DE Jermaine McElveen
 NT Clarence Respress
 LB Orlandus King
 LB Mastaki Smith
 CB Will Evans
 SS Chris Felder
 P Parker Mullins



Adam Truitt

2007 SPRING SIGNEES

Name	Pos	Ht	Wt	Yr.	Hometown/HS, JC or College
Ugonna Amarikawa	DB	6-0	180	Fr.	Houston, Texas/Hightower
Adam Arthur	DT	6-2	260	Fr.	San Antonio, Texas/Reagan
Jimmie Blair	RB	6-0	180	Fr.	Camp LeJeune, N.C./Camp LeJeune
Rolando Brown	OL	6-5	305	Fr.	Vernon, Fla. /Vernon
Greg Calhoun	OL	6-5	300	Fr.	Alexander City, Ala./Benjamin Russell
Marquis Coleman	DB	6-1	185	Fr.	Chester, S.C./Chester
Tim Davis	DT	6-0	260	Fr.	Apopka, Fla./Apopka
Terence Edge	OL	6-3	265	Fr.	Atlanta, Ga./Tri-Cities
Charlie Edwards	P/PK	5-11	190	Fr.	Tifton, Ga. /Tift County
Bryan Ellis	QB	6-2	200	Fr.	Byron, Ga. /Peach County
Broderick Ferguson	S	6-2	200	Fr.	Montgomery, Ala./Sidney Lanier
Jae Fitzgerald	RB	5-11	195	Fr.	Crestwood, S.C./Crestwood
Antonio Forbes	DT	6-4	265	Jr.	Atlanta, Ga./Butler County, Kan. CC
Keon Harris	S	5-11	195	Fr.	LaGrange, Ga./LaGrange
Tye Huff	LB	6-0	220	Fr.	Atlanta, Ga./Lakeside
Aaron Johns	RB	5-10	190	Jr.	Thomasville, Ala./Copiah-Lincoln CC
Justin Johnson	WR	6-3	195	Fr.	Dothan, Ala./Northview
Matt McCants	OL	6-7	295	Fr.	Mobile, Ala./Williamson
Darell Norman	RB	5-10	195	Fr.	Lincolnton, Ga./Lincoln County
D.J. Reese	DL	6-4	280	Fr.	Daphne, Ala./Daphne
Mike Tashman	LB	6-0	210	Fr.	Hoover, Ala./U.S. Military Preparatory School
Jacob Tauanu	LB	6-2	230	So.	San Diego, Calif./Grossmont CC
Caleb Thomas	OL	6-3	280	Fr.	Decatur, Ala./Decatur
Mario Wright	WR	6-5	200	Fr.	Birmingham, Ala./Minor

* denotes midyear signees

2007 ROSTER

No	Name	Pos	Ht	Wt	Yr	Exp	Hometown/HS, JC or College
86	Jeffrey Anderson	TE	6-3	220	Fr.	RS	Selma, Ala./Southside
56	Joseph Arnold	OL	6-3	300	Sr.	SQ	Pritchard, Ala./Louisiana-Monroe
66	Chris Barrett	SN	6-0	235	Sr.	2L	Gulfport, Miss./Mississippi Gulf Coast CC
25	Gershon Bigham	DB	6-0	190	So.	SQ	Duluth, Ga./Northview
19	Rodney Bivens, Jr.	QB	6-0	195	So	SQ	Tuscaloosa, Ala./Central HS/ University of North Alabama
40	Henry Blackmon	LB	6-0	220	Sr.	SQ	Camden, Ala./Wilcox Central
12	Adam Bobo	WR	6-3	205	Jr.	1L	Trussville, Ala./Hewitt-Trussville
31	Zach Britten	DB	5-10	180	Sr.	1L	Abbeville, Miss./Northwest Mississippi CC
4	Brandon Carlisle	DB	5-10	180	So.	1L	Auburn, Ala./Auburn
95	Richard Carter	DE	6-6	240	Jr.	1L	Lovejoy, Ga./Lovejoy
26	Gerod Condry	LB	6-2	220	Sr.	3L	Tallahassee, Fla./Chiles
29	Nick Coon	WR	6-2	185	Sr.	3L	Wetumpka, Ala./Wetumpka
72	Logan Creel	OL	6-5	285	Fr.	RS	Loganville, Ga./Grayson
48	Anthony Davis	DB	6-0	195	Fr.	RS	Montgomery, Ala./G.W. Carver
78	JaMarius Dismuke	OL	6-5	320	Sr	3L	Birmingham, Ala./Parker
18	Will Dunbar	DB	6-1	195	Sr.	2L	Atlanta, Ga./Lakeside
42	Frantrell Forrest	DB	6-2	195	Fr.	HS	Mobile, Ala./Shaw
48	Nick Foster	DL	5-10	275	Jr.	SQ	New Orleans, La.
32	Durrell Fuqua	DB	5-11	185	Sr.	3L	Russellville, Ala./Russellville
60	Nick Haddad	SN	5-10	205	Jr.	SQ	Atlanta, Ga./St. Pius X
62	Jeff Hamby	SN	6-1	205	Jr.	2L	Vestavia Hills, Ala./Vestavia Hills
90	Joe Happe	DL	6-4	250	So.	1L	Canton, Ga./Cherokee
7	Darryl Harris	WR	5-10	170	Fr.	RS	Bessemer, Ala.
51	Joe Henderson	LB	6-2	210	Jr.	2L	Birmingham, Ala./John Carroll
68	Adam Hollifield	OL	6-3	300	Fr.	RS	Hoover, Ala./Spain Park
3	Sam Hunt	QB	6-3	215	Sr.	1L	Cedartown, Ga./Middle Tennessee State Univ.
92	Brandon Jeffries	DT	6-4	250	Sr.	3L	Tuscaloosa, Ala./Central
32	Reggie Jones	RB	5-9	185	So	TR	Bessemer, Ala./The Citadel
22	Mike Jones	WR	6-1	180	Fr.	RS	Nashville, Tenn./Hunters Lane
84	Zach Lankford	TE	6-4	245	So.	1L	Dacula, Ga./Dacula
9	Stanley Lykes	LB	6-2	205	Sr.	1L	Birmingham, Ala./Northeast Mississippi CC

No	Name	Pos	Ht	Wt	Yr	Exp	Hometown/HS, JC or College
58	Brandon Madden	DL	6-2	285	So.	1L	Round Rock, Texas/Stony Point
15	Sylvester Mencer	WR	5-11	180	Jr.	2L	Midfield, Ala./Midfield
36	Michael McRae	DB	5-11	175	Fr.	RS	Sarasota, Fla./Booker
45	Jim Mitchell	RB	5-9	182	So.	TR	Lawrenceville, Ga./Presbyterian
17	Cory Powers	TE	6-5	245	Fr.	HS	Auburndale, Fla./Auburndale
21	Antoine Powers	WR	5-5	165	Jr.	SQ	Hazel Green, Ala./Hazel Green
75	Kelvin Quarles	DL	6-2	227	So	TR	Tucker, Ga./Connecticut
21	Kevin Sanders	DB	5-11	185	Jr.	2L	Pell City, Ala./Pell City
6	Paul Schoolar	WR	6-2	200	So.	SQ	Jemison, Ala./Jemison
53	Jake Seitz	OL	6-2	300	So	1L	Vestavia Hills, Ala./Vestavia Hills
39	Tony Shepherd	RB	5-11	210	Sr.	2L	Enterprise, Ala./Enterprise
24	Rashaud Slaughter	RB	5-9	185	So.	1L	Adamsville, Ala./Minor
27	T.J. Slaughter	RB	5-10	215	Jr.	SQ	Adamsville, Ala./Minor
35	David Sigler	H-Back	6-3	250	Sr.	3L	Albertville, Ala./Albertville
83	Courtney Smith	WR	6-4	205	So.	1L	Prattville, Ala./Prattville
96	Xavier Smith	DL	6-0	270	Jr.	SQ	Mobile, Ala./Murphy
16	Anthony Speight	QB	6-3	205	Fr.	RS	Bessemer, Ala./Jess Lanier
98	Jerrick Speights	DE	6-5	255	Sr.	2L	Gardendale, Ala./Gardendale
70	LaDarius Stanley	OL	6-3	310	Sr.	3L	Courtland, Ala./Courtland
45	B.J. Steed	LB	6-1	215	So.	1L	Sioux City, Iowa/West
43	Matt Taylor	DB	5-11	185	Sr.	2L	Birmingham, Ala./Oak Mountain
50	Matthew Terwilliger	PK	6-2	180	Fr	RS	Vestavia Hills, Ala./Vestavia Hills
80	Blake Thackston	WR	6-1	180	Sr.	1L	Douglasville, Ga./Maryville College
63	Willie Thompson	OL	6-6	285	So.	1L	Louisville, Ga./Jefferson County
61	Adam Truitt	OL	6-3	310	Sr.	3L	Hoover, Ala./Hoover
87	Bryant Turner	DL	6-2	235	Fr.	RS	Daphne, Ala./Daphne
65	Daniel Turner	C	6-2	300	Sr	1L	Andalusia, Ala./Straughtn
47	Rowdy Wade	DB	6-2	215	So.	SQ	Parrish, Ala./Parrish
67	Joseph Waller	OL	6-4	290	Fr.	RS	Huntsville, Ala./Huntsville
94	Swayze Waters	PK/P	6-0	170	Jr.	2L	Jackson, Miss./Jackson Prep
5	Joseph Webb	QB	6-4	210	So.	1L	Wenonah, Ala./Wenonah
6	Carnell Williams	DB	6-1	205	Sr.	3L	Wenonah, Ala./Wenonah
17	Jeff Witt	CB	5-11	170	Fr.	HS	Hartselle, Ala./Hartselle



Brandon Jeffries



Zach Britten



Sylvester Mencer




Kevin Sanders

YEAR	COACH	OVERALL	C-USA	BOWL
2006	Watson Brown	3-9-0	2-6	
2005	Watson Brown	5-6-0	3-5	
2004	Watson Brown	7-5-0	5-3	Hawai'i
2003	Watson Brown	5-7-0	4-4	
2002	Watson Brown	5-7-0	4-4	
2001	Watson Brown	6-5-0	5-2	
2000	Watson Brown	7-4-0	3-4	
1999	Watson Brown	5-6-0	4-2	
1998	Watson Brown	4-7-0		
1997	Watson Brown	5-6-0		

YEAR	COACH	OVERALL	C-USA	BOWL
1996	Watson Brown	5-6-0		
**1995	Watson Brown	5-6-0		
**1994	Jim Hilyer	7-4-0		
**1993	Jim Hilyer	9-2-0		
*1992	Jim Hilyer	7-3-0		
*1991	Jim Hilyer	4-3-2		


* DIVISION III
 ** DIVISION I-AA



Joseph Webb



Sam Hunt



Swayze Waters

BOWL RESULTS (0-1)

Bowl	Opponent	Result	Year
Hawai'i	Hawai'i	L, 40-59	2004



QUICK FACTS

Location: Orlando, Fla.
 Founded: 1963
 Enrollment: 47,000
 Nickname: Knights
 Colors: Black and Gold
 Field Surface: 419 Bermuda Grass
 Stadium: Bright House Networks Stadium (45,000)
 President: Dr. John C. Hitt
 FAR: Dr. Cynthia Young
 Athletics Director: Keith R. Tribble
 SWA: Jessica Reo
 Head Coach: George O'Leary

SPORTS INFORMATION

Associate SID/Football contact: Ryan Powell
 Office Phone: 407/823-0994
 Cell Phone: 407/405-5822
 Fax: 407/823-5266
 E-Mail: rpowell@athletics.ucf.edu
 Website: www.UCFathletics.com
 Press Box Phone: 407/823-6885

FOOTBALL FACTS

Basic Offense: Multiple
 Basic Defense: Multiple
 Lettermen Returning/Lost: 41/20
 Starters Returning:
 Offense 8
 Defense 9
 Specialists 2
 2006 Record: 4-8
 2006 C-USA Record: 3-5
 2006 Postseason: None
 All-Time Record: 155-154-1 (.502)
 Bowl Appearances: 1
 Bowl Record: 0-1-0
 Last Appearance: 2005, Hawai'i

KEY DATES

Players Report: August 1
 Media Day: August 3
 Fall Classes Begin: August 20

DID YOU KNOW?

The Knights will play their first season in the new Bright House Networks Stadium in 2007. UCF makes the move to the new 45,000-seat facility on campus from the Citrus Bowl in downtown Orlando.



GEORGE O'LEARY

Alma Mater: New Hampshire '69
 Career Record: 64-57 (.529) 10 seasons
 Record at UCF: 12-24 (.333) 3 seasons

Did You Know?

George O'Leary led UCF to the fourth-best turnaround in NCAA history with a record of 8-5 in 2005. The Knights were just the sixth team in NCAA history to go to a bowl game a year after going winless.



Dr. John C. Hitt
President




Keith R. Tribble
Athletic Director



Jessica Reo
SWA



Ryan Powell
Football SID




2007 SCHEDULE

S1	at N.C. State (ESPN 360)	6:00p
S15	TEXAS (ESPN 2)	3:30p
S22	MEMPHIS (CSS)	3:30p
S29	LOUISIANA-LAFAYETTE	6:00p
O6	at East Carolina (CSTV)	7:30p
O13	at USF	7:00p
O20	TULSA	4:00p
O28 (Sun.)	at Southern Miss (ESPN)	8:00p
N3	MARSHALL (CSS)	3:30p
N10	at UAB (CSTV)	7:30p
N17	at SMU	3:00p
N24	UTEP	Noon

All times are Eastern and subject to change
Conference games in bold italic.

2006 RESULTS

S2	VILLANOVA	W	35-16	1-0
S9	at (7) Florida	L	0-42	1-1
S16	USF (CSTV)	L	17-24	1-2
S26 (Tue.)	SOUTHERN MISS (ESPN2)	L	14-19	1-3
O4 (Wed.)	at Marshall (ESPN2)	W	23-22	2-3
O13 (Fri.)	PITTSBURGH (ESPN)	L	7-52	2-4
O21	RICE	L	29-40	2-5
O28	at Houston (CSTV)	L	31-51	2-6
N4	EAST CAROLINA	L	10-23	2-7
N11	at Memphis (CSTV)	W	26-24	3-7
N18	at Tulane	L	9-10	3-8
N25	UAB (CSS)	W	31-22	4-8



Joe Burnett

HEAD COACH GEORGE O'LEARY

Hometown: Central Islip, N.Y.
 Alma Mater: New Hampshire '69
 Birthdate: August 17, 1946

COACHING EXPERIENCE

2004-	UCF	Head Coach - 12-24-0 (.333) - 3 seasons
2002-03	Minnesota Vikings	Assistant Head Coach/Defensive Coordinator
1994-2001	Georgia Tech	Head Coach - 52-33 (.612) - 7 seasons
1992-93	San Diego Chargers	Defensive Line
1987-91	Georgia Tech	Defensive Coordinator/Defensive Line
1985-86	Syracuse	Assistant Head Coach
1980-84	Syracuse	Defensive Line
1976-80	Liverpool (N.Y.) HS	Head Coach
1975-76	Central Islip (N.Y.) HS	Head Coach
1968-75	Central Islip (N.Y.) HS	Assistant Coach

Career Record: 64-57-0 (.529) - 10 seasons

COACHING STAFF

Offensive Coordinator/Running Backs: Tim Salem (Arizona State '85)
 Defensive Coordinator: Jim Skladany (Central Connecticut State '72)
 Defensive Backs: Earnest Collins (Northern Colorado '94)
 Quarterbacks: George Godsey (Georgia Tech '83)
 Linebackers/Special Teams: Dave Huxtable (Eastern Illinois '79)
 Offensive Line: Joe Gilbert (Hamilton '87)
 Tight Ends: Brent Key (Georgia Tech '01)
 Wide Receivers: David Kelly (Furman '79)
 Defensive Line: Jim Panagos (Maryland '96)

FOOTBALL OFFICE

Phone: 407/823-0961 Fax: 407/823-5397

NOTING THE KNIGHTS

- UCF will open its new on-campus stadium, Bright House Networks Stadium, on Sept. 15. The Knights will host Texas in a nationally-televised contest on ESPN 2 to open the new facility.
- Junior RB **Kevin Smith** has rushed for 2,112 yards in his first two seasons at UCF. He ranks eighth among all Division I juniors in total rushing yards and sixth in average yards per game at 96.0.
- Senior QB **Kyle Israel** saw action in nine games last season, completing 108-of-166 passes and throwing six touchdowns. His completion percentage of 65.1 was the third highest single-season total in school history.
- Junior **Rocky Ross** and senior **Javid James** will help fill the void of departed all-conference receiver Mike Walker. Ross was second on the team with 36 receptions and 531 receiving yards, while James was third on the squad with 24 catches and 278 yards.
- Junior **Johnell Neal** was the first cornerback in school history to lead the team in tackles. The Baton Rouge, La., native had 64 tackles, including a team-high 47 solo stops last season.
- Senior DE **Leger Douzable** made nine starts last season and led the team in tackles for loss (10.5) and sacks (7). He had 32 total stops and one pass breakup.

2006 TEAM STATISTICS

CATEGORY	UCF	OPPONENTS
First Downs	231	251
Rushes-Yards	442-1673	400-1791
Rushing Yards/Game	139.4	149.2
Passes Att./Comp./Int.	381-227-10	392-244-10
Completion Pct.	.596	.622
Passing Yards	2805	2986
Passing Yards/Game	233.8	248.8
Total Off. Plays/Yds	823-4478	792-4777
Total Offense/Game	373.2	398.1
Punts-Average	46-37.9	43-37.0
Punt Returns-Avg.	18-14.3	17-7.6
Kickoff Returns-Avg.	43-19.3	47-21.2
Interceptions-Yards	10-89	10-202
Fumbles-Lost	19-9	12-2
Penalties-Yards	55-484	51-405
3rd Down Conversions	76-176	79-165
3rd Down Conversion Percentage	.432	.479
4th Down Conversions	10-24	8-15
4th Down Conversion Percentage	.417	.533
Sacks By-Yards	25-183	22-125
Avg. Time of Possession	29:59	30:01

2006 INDIVIDUAL LEADERS

RUSHING	ATT.	YDS.	AVG.	TD	LONG
Kevin Smith	206	934	4.5	7	34
Jason Peters	109	468	4.3	2	48
TOTALS	442	1673	3.8	11	48

PASSING	ATT.	COMP	PCT.	INT	YARDS	TD
Steven Moffett	215	119	.553	5	1385	8
Kyle Israel	166	108	.651	5	1420	6
TOTALS	381	227	.596	10	2805	14

RECEIVING	REC	YDS.	AVG.	TD	LONG
Mike Walker	90	1178	13.1	7	54
Rocky Ross	36	531	14.8	2	55
Javid James	24	278	11.6	1	43
Kevin Smith	23	158	6.9	0	26
TOTALS	227	2805	12.4	14	55

FIELD GOALS	MADE-ATT.	PCT.	LONG
Michael Torres	17-24	.708	51
TOTALS	17-24	.708	51

PUNTING	NO.	YARDS	AVG.	IN 20	LONG
Aaron Horne	44	1742	39.6	16	57
TOTALS	46	1742	37.9	16	57

TACKLES	SOLOS	AST	TOTAL
Johnell Neal	47	19	66
Jason Venson	43	20	63
Sha'Reef Rashad	31	22	53
Randy Dozier	34	18	52
Joe Burnett	38	12	50
TOTALS	498	260	758

INTERCEPTIONS	NO.	YDS.	AVG.	TD
Sha'Reef Rashad	4	65	16.2	0
Johnell Neal	2	0	0.0	0
TOTALS	10	89	8.9	0

Great Coach in Knights History

Don Jonas (1979-1981) 13-13-2

Jonas was the first head coach in the history of UCF football, guiding the Knights to four shutouts en route to a 6-2 record in their inaugural season of 1979. One of those shutouts came in the first game of the UCF football era, as the Knights defeated St. Leo on the road, 21-0 on Sept. 22. Jonas went on to guide the Knights to 13 victories in his three seasons at UCF.

2007 DEPTH CHART

(Returning Starters in Bold)

LETTERMEN

Returning/Lost: 41/20

STARTERS

Offensive Returning/Lost: 8/3

Defensive Returning/Lost: 9/2

Special Teams Returning/Lost: 2/2

OFFENSE

WR **Rocky Ross**, Jevaughn Reams
 LT **Patrick Brown**, Mike Buxton
 LG Jeremy DeVane, Dominic Ignelzi
 C **Kyle Smith**, Mike Lavoie
 RG **L.J. Anderson**, Ian Bustillo
 RT **Josh Sitton**, Jah Reid
 TE **Mike Merritt**, Corey Rabazinski
 WR **Javid James**, Willie Thornton
 QB Kyle Israel, Marquel Nease
 TB **Kevin Smith**, Phillip Smith
 FB Shane Smith, Neil Bittong

DEFENSE


LE **Leger Douzable**, **Emeka Okamkor**
 LT Torrell Johnson, Wes Tunuofi Suavao
 RT **Keith Shologan**, Travis Timmons
 RE Antonio Wallace, Jared Kirksey
 WLB **Jordan Richards**, Blake Carter
 MLB Steven Baker, Chance Henderson
 SLB **Cory Hogue**, Kyle Fowler
 FS **Jason Venson**, Breon Rogers
 SS **Sha'reff Rashad**, Augustus Ashley
 LC **Johnell Neal**, Emery Allen
 RC **Joe Burnett**, Darin Baldwin

SPECIALISTS

K **Michael Torres**
 P Michael Torres, Parker Langley
 KR Curtis Francis
 PR **Joe Burnett**

KEY LOSSES

WR Mike Walker
 C Cedric Gagne-Marcoux
 QB Steven Moffett
 DE Chris Welsh
 LB Randy Dozier
 P Aaron Horne



Kyle Smith

2007 SPRING SIGNEES

Name	Pos	Ht	Wt	Yr.	Hometown/HS, JC or College
Kamar Aiken	ATH	6-2	205	Fr.	Hollywood, Fla./Chaminade-Madonna
Chad Alexander	WR	6-2	185	Fr.	Lake Wales, Fla./Lake Wales
Darin Baldwin	DB	5-11	176	Fr.	Homestead, Fla./South Dade
Justin Boddie	DB	6-2	180	Fr.	Atlanta, Ga./North Atlanta
Alphonso Bryant	DB	6-0	190	Fr.	Florida City, Fla./Homestead
Jack Carter	DL	6-2	225	Fr.	Miami, Fla./Coral Reef
Blake Clingan	K	6-3	220	Fr.	Coral Springs, Fla./Coral Springs
Muhammed De'Reese	RB	6-1	210	Fr.	Titusville, Fla./Titusville
Michael Greco	QB	6-3	225	Jr.	Fort Lauderdale, Fla./ Pearl River Community College
Jake Goray	TE	6-3	243	Fr.	Fort Walton Beach, Fla./ Choctawhatchee
A.J. Guyton	ATH	5-11	184	Fr.	Naranja, Fla./Homestead
Derrick Hallman	DB	6-0	191	Fr.	Port St. Lucie, Fla./Fort Pierce Central
Patrick Hanse	DL	6-3	271	Fr.	Miami, Fla./Monsignor Pace
Sidney Haynes	WR	6-4	210	Fr.	Suwanee, Ga./Peachtree Ridge
Chad Keys	DB	6-1	190	Fr.	Covington, La./St. Paul's School
Josh Linam	LB	6-2	235	Fr.	Tavares, Fla./Tavares
Darius Nall	DL	6-3	226	Fr.	Douglasville, Ga./Chapel Hill
Adam Nissley	TE	6-6	235	Fr.	Cumming, Ga./South Forsyth
Billy Offut	OL	6-6	306	Fr.	Winter Park, Fla./Lake Howell
Nick Pieschel	OL	6-7	295	Fr.	Fort Lauderdale, Fla./ St. Thomas Aquinas
Jason Pierre-Paul	DL	6-5	235	Fr.	Deerfield Beach, Fla./Deerfield Beach
Ereck Plancher	WR	5-9	169	Fr.	Naples, Fla./Lely
Nate Tice	QB	6-3	190	Fr.	Edina, Minn./Edina
Reggie Weams	DB	6-0	190	Fr.	Baton Rouge, La./Redemptorist
Joe Weatherford	QB	6-4	200	Fr.	Land O' Lakes, Fla./Land O' Lakes
Darnell Williams	ATH	6-1	185	Fr.	Winter Park, Fla./Winter Park
Khymest Williams	WR	5-10	170	Fr.	Lutcher, La./Lutcher
Lawrence Young	LB	6-0	195	Fr.	Pensacola, Fla./Woodham

2007 ROSTER

No	Name	Pos	Ht	Wt	Yr	Exp	Hometown/HS, JC or College
22	Emery Allen	CB	5-9	170	So.	1L	Milton, Fla./Milton
63	L.J. Anderson	OG	6-3	280	Sr	2L	Sumter, S.C./Sumter
36	Augustus Ashley	DB	5-11	200	Sr.	1L	Jacksonville, Fla./First Coast
14	Steven Baker	LB	6-3	235	Sr	3L	Ocala, Fla./Forest
20	Darin Baldwin	DB	5-11	175	Fr.	HS	Homestead, Fla./South Dade
33	Neil Bittong	DT/FB	6-0	245	Sr.	2L	Orlando, Fla. /Bishop Moore
78	Patrick Brown	OT	6-5	270	Jr.	2L	St. Charles, Ill./St. Charles North
19	Joe Burnett	DB	5-11	180	Jr.	2L	Eustis, Fla./Eustis
61	Michael Buscemi	SN	6-0	190	Sr.	3L	Plantation, Fla./Western
73	Ian Bustillo	OL	6-2	295	Jr.	1L	Miami, Fla./Killian
75	Mike Buxton	OT	6-8	315	So.	RS	Bonita Springs, Fla./Estero
10	Blake Carter	LB	6-2	210	Sr.	2L	Cincinnati, Ohio/Cincinnati Moeller
66	Jeremy DeVane	OG	6-3	290	So.	1L	Ormond Beach, Fla./Seabreeze
91	Leger Douzable	DT	6-4	295	Sr.	3L	Tampa, Fla./Alonso
58	Kyle Fowler	LB	6-2	220	Jr.	1L	Longwood, Fla./Lake Brantley
21	Curtis Francis	TB	5-10	180	Sr.	3L	Green Cove Springs, Fla./Clay
68	Garrett Gibbons	OL	6-2	320	Sr.	2L	Tampa, Fla./Chamberlain/ Mississippi Valley State
87	Jake Goray	TE	6-5	240	Fr.	HS	Fort Walton Beach, Fla / Choctawhatchee
47	T.J. Harnden	LB	6-3	215	So.	RS	Tallahassee, Fla./Lincoln
46	Rashidi Haughton	DE	6-3	235	So	RS	Miami, Fla./Hialeah
54	Chance Hendersen	LB	6-1	230	So.	1L	Conyers, Ga./Heritage
92	Rex Hill	DT	6-2	300	Sr.	2L	Marathon, Fla /Marathon/ Copiah-Lincoln CC
59	Cory Hogue	LB	6-1	220	Jr.	2L	Naples, Fla./Naples
69	Dominic Ignelzi	OL	6-4	300	Sr.	3L	Port St. Lucie, Fla./West Centennial
7	Kyle Israel	QB	6-2	230	Sr.	2L	Orlando, Fla /University
18	Javid James	WR	6-3	195	Sr.	1L	New Orleans, La./Edna Karr Magnet/West Hills
27	James Jamison	TB	5-11	205	So.	1L	Starke, Fla./Bradford
41	Robenson Jean	LB	6-2	210	Sr.	2L	Delray Beach, Fla./Atlantic Community
98	Torrell Johnson	DT	6-3	345	So.	1L	Conyers, Ga./Salem
60	Ryan Khawly	SN	6-0	205	Fr.	HS	Homestead, Fla./South Dade
51	Jared Kirksey	DE	6-2	240	Sr.	1L	St. Augustine, Fla /St. Augustine/ St. John's River CC
19	Parker Langley	P	5-11	175	So.	SQ	Fort Myers, Fla. / Bishop Verot
62	Mike Lavoie	OL	6-5	290	Sr.	2L	Sanford, Fla./Seminole


No	Name	Pos	Ht	Wt	Yr	Exp	Hometown/HS, JC or College
85	Mike Merritt	TE	6-3	270	Sr.	3L	West Palm Beach, Fla./Suncoast
49	Bruce Miller	LB	6-2	225	So	RS	Canton, Ga./Woodstock
87	Cody Minnich	TE	6-3	270	Jr.	SQ	Leesport, Pa./Schuylkill Valley
71	Emeka Okamnor	DE	6-0	270	Sr.	3L	Baton Rouge, La./Southern Lab
31	Johnell Neal	DB	5-10	180	Sr.	2L	Baton Rouge, La./Redemptonist
3	Marquel Neasman	QB	5-10	190	Jr	SQ	Bradenton, Fla./Southeast
9	Jamar Newsome	WR	6-2	182	So.	SQ	St. Petersburg, Fla /Boca Ciega
28	Ereck Plancher	WR	5-10	170	Fr.	HS	Naples, Fla. /Lely
84	Corey Rabazinski	TE	6-3	235	So.	1L	Winter Park, Fla./Winter Park
29	Sha'reff Rashad	DB	6-0	200	Sr.	2L	Jacksonville, Fla./Episcopal
13	Jevaughn Reams	WR	6-2	185	So.	SQ	Oakland, Calif./Homestead (Fla.)
76	Jah Reid	OT	6-7	355	So.	1L	Haines City, Fla./Haines City
56	Jordan Richards	LB	6-2	215	Jr.	2L	Cary, N.C./Cary/Hargrave Military Academy
37	Breon Rogers	DB	6-3	195	Jr.	2L	Stone Mountain, Ga./Stephenson/ Hargrave Military Academy
5	Rocky Ross	WR	6-2	195	Jr.	2L	Jacksonville, Fla./Bolles School
94	Wes Sauvao	DT	6-3	295	So.	SQ	Leesville, La./Leesville
74	Keith Shologan	DT	6-2	275	Sr.	3L	Edmonton, Alberta/Spruce Grove Composite
70	Josh Sitton	OT	6-3	305	Sr.	3L	Pensacola, Fla./Pensacola Catholic
24	Kevin Smith	TB	6-1	210	Jr.	2L	Miami, Fla./Southridge
79	Kyle Smith	OG	6-2	290	Sr.	3L	Brockway, Pa./Brockway
30	Phillip Smith	TB	6-1	190	So.	1L	Mansfield, Texas/Summit
32	Shane Smith	FB	6-3	230	Jr.	1L	Susquehanna, Pa./Honesdale
55	Alex Thompson	LB	6-2	220	Jr.	1L	Gainesville, Fla./Buchholz
12	Willie Thornton	WR	5-10	170	Sr.	1L	Belle Glade, Fla./Glades Central
95	Travis Timmons	DT	6-4	300	So.	1L	Gainesville, Fla./Buchholz
4	Michael Torres	PK	5-9	215	Sr.	1L	Thiells, N.Y./North Rockland/ Massachusetts
45	Jason Venson	FS	5-10	210	Sr.	2L	Marietta, Ga./Marietta
44	Antonio Wallace	LB	6-2	240	Jr.	2L	Vero Beach, Fla./Vero Beach
6	Brian Watters	WR	6-2	185	So.	RS	Rome, Ga./Rome
48	David Williams	DE	6-2	225	So.	RS	Lexington, S.C./White Knoll
25	Jayson Williams	DB	6-0	195	Jr.	1L	Conyers, Ga./Salem
43	Keith Williams, Jr.	DB	5-11	200	Sr.	2L	Austell, Ga./South Cobb
86	Ricky Yates	TE	6-5	230	So.	1L	Tallahassee, Fla./North Florida Christian



Cory Hogue



L.J. Anderson



Kyle Israel



Sha'reff Rashad

YEAR	COACH	OVERALL	C-USA	BOWL
2006	George O'Leary	4-8-0	3-5	
2005	George O'Leary	8-5-0	7-1	Hawai'i
2004	George O'Leary	0-11-0		
2003	Kruczek/Gooch	3-7/0-2		
2002	Mike Kruczek	7-5-0		
2001	Mike Kruczek	6-5-0		
2000	Mike Kruczek	7-4-0		
1999	Mike Kruczek	4-7-0		
1998	Mike Kruczek	9-2-0		
1997	Gene McDowell	5-6-0		
*1996	Gene McDowell	5-6-0		
1995	Gene McDowell	6-5-0		
1994	Gene McDowell	7-4-0		
1993	Gene McDowell	9-3-0		
1992	Gene McDowell	6-4-0		

YEAR	COACH	OVERALL	C-USA	BOWL
1991	Gene McDowell	6-5-0		
1990	Gene McDowell	10-4-0		
1989	Gene McDowell	7-3-0		
1988	Gene McDowell	6-5-0		
1987	Gene McDowell	9-4-0		
1986	Gene McDowell	6-5-0		
1985	Gene McDowell	4-7-0		
1984	Saban/Anderson	1-6/1-3		
1983	Lou Saban	5-6-0		
1982	Sam Weir	0-10-0		
1981	Don Jonas	4-6-0		
1980	Don Jonas	3-5-1		
1979	Don Jonas	6-2-0		

*Moved up to Division I-A



Keith Shologan



Johnell Neal



Rocky Ross

BOWL RESULTS (0-1)

Bowl	Opponent	Result	Year
Hawai'i	Nevada	L, 48-49 (ot)	2005



QUICK FACTS

Location: El Paso, Texas
 Founded: 1914
 Enrollment: 20,000
 Nickname: Miners
 Colors: Dark Blue, Orange, Silver Accent
 Stadium: Sun Bowl (51,500)
 Field Surface: Artificial (AstroPlay)
 President: Dr. Diana Natalicio
 FAR: Dr. Patricia Witherspoon
 Athletics Director: Bob Stull
 SWA: Lisa Campos
 Head Coach: Mike Price

SPORTS INFORMATION

SID: Jeff Darby
 Office Phone: 915/747-6652
 Cell Phone: 915/204-0642
 Fax: 915/747-5444
 E-Mail: jdarby@utep.edu
 Website: www.UTEPAthletics.com
 Press Box Phone: 915/747-5154

FOOTBALL FACTS

Basic Offense: 1-back
 Basic Defense: 4-3
 Lettermen Returning/Lost: 39/25
 Starters Returning:
 Offense 8
 Defense 4
 Specialists 0
 2006 Record: 5-7
 2006 C-USA Record: 3-5
 2006 Postseason: None
 All-Time Record: 343-499-28 (.410)
 Bowl Appearances: 12
 Bowl Record: 5-7-0
 Last Appearance: 2005, GMAC

KEY DATES

Players Report: August 5
 Media Day: August 25
 Fall Classes Begin: August 27

DID YOU KNOW?

Mike Price's sons Eric and Aaron are part of the UTEP coaching staff. Offensive coordinator Eric begins his eighth season working alongside his father, while wide receivers and kickers coach Aaron begins his ninth. Both played collegiate football under their father.



MIKE PRICE

Alma Mater: Puget Sound '69
 Career Record: 150-137 (.522) 25 seasons
 Record at UTEP: 21-15 (.583) 3 seasons

Did You Know?

UTEP football has enjoyed a resurgence under head coach Mike Price. The Miners shattered attendance records in 2005 and led the league in attendance last season, averaging more than 42,000 fans for home contests.



Dr. Diana Natalicio
President



Bob Stull
Athletic Director



Lisa Campos
SWA



Jeff Darby
Football SID



2007 SCHEDULE

S1	NEW MEXICO (CSTV)	8:00p
S8	at Texas Tech	5:00p
S15	at New Mexico State	6:00p
S22	TEXAS SOUTHERN	7:05p
S29	at SMU (CSTV)	2:30p
O6	TULSA	7:05p
O13	EAST CAROLINA	7:05p
O27	HOUSTON	7:05p
N3	at Rice	1:00p
N10	at Tulane	5:00p
N17	SOUTHERN MISS (CSTV)	5:30p
N24	at UCF	10:00a

All times are Mountain and subject to change
Conference games in bold italic.

2006 RESULTS

A31 (Thu.)	at San Diego State (CSTV)	W	34-27	1-0
S9	(25) TEXAS TECH (CSTV)	L	35-38 (ot)	1-1
S23	at New Mexico (CSTV)	L	13-26	1-2
S30	NEW MEXICO STATE	W	44-38	2-2
O7	SMU	W	24-21	3-2
O14	TULANE	W	34-20	4-2
O21	at Houston	L	17-34	4-3
O27 (Fri.)	at Tulsa (ESPN 2)	L	20-30	4-4
N4	RICE	L	31-37	4-5
N10 (Fri.)	at UAB (ESPN 2)	W	36-17	5-5
N18	at Marshall	L	21-49	5-6
N25	MEMPHIS	L	19-38	5-7



Quintin Demps

HEAD COACH MIKE PRICE

Hometown: Everett, Wash.
Alma Mater: Puget Sound '69
Birthdate: April 6, 1946

COACHING EXPERIENCE

2004-	UTEP	Head Coach - 21-15-0 (.583) - 3 seasons
1989-2002	Washington State	Head Coach - 83-78 (.516) - 14 seasons
1981-88	Weber State	Head Coach - 46-44 (.511) - 8 seasons
1978-80	Missouri	Quarterbacks/Receivers
1974-77	Washington State	Running Backs
1971-73	Puget Sound	Offensive Coordinator
1969-70	Washington State	Graduate Assistant

Career Record: 150-137-0 (.522) - 25 seasons

COACHING STAFF

Defensive Coordinator/Linebackers: Tim Hundley (Western Oregon '74)
Offensive Coordinator/Quarterbacks: Eric Price (Weber State '90)
Centers and Guards: Lawrence Livingston, Sr. (Weber State '86)
Running Backs/Punters/Recruiting Coordinator: Jeff Banks (Washington State '98)
Receivers/Kickers: Aaron Price (Washington State '94)
Defensive Line: Ikaika Malloe (Washington '97)
Safeties: Tim Duffie (Texas Tech '99)
Cornerbacks: Jim Clark (Washington State '00)
Assistant Head Coach/Tight Ends/Tackles: Jeff Woodruff (Kent State '79)
Assistant AD for Football Operations: Nate Poss (Rice '78)

FOOTBALL OFFICE

Phone: 915/747-5224 Fax: 915/747-5027

NOTING THE MINERS

- UTEP has won 21 games over the last three years under head coach Mike Price. The 21 victories ties for the second-most in a three-year period in school history.
- UTEP returns 39 letterwinners from a year ago, including 20 players who have started games for the Miners. UTEP returns only four regular starters on the defensive side of the ball. The Miners also lost their kicker and punter.
- The Miners will have a new quarterback this fall after Jordan Palmer exhausted his eligibility. Palmer set UTEP career passing records for attempts (1,427), completions (851), yardage (11,084) and touchdowns (88). Five players entered the spring in the running to start at quarterback - senior **Lorne Sam**, sophomores **Brandis Dew**, **James Thomas II** and **Kyle Wright**, and freshman **Trevor Vittatoe**.
- The UTEP defense is expected to receive a major boost from the return of linebacker **Jeremy Jones**, who missed most of the 2006 season with a broken leg and received a medical redshirt. Jones was a second team All-Conference USA selection in 2005, when he led the Miners with 130 tackles and 14.5 tackles for losses.
- Senior FS **Quintin Demps** led Conference USA in interceptions last season with seven. He is also the team's leading returning tackler after making 67 stops last season.

2006 TEAM STATISTICS

CATEGORY	UTEP	OPPONENTS
First Downs	212	262
Rushes-Yards	288-691	439-1829
Rushing Yards/Game	57.6	152.4
Passes Att./Comp./Int.	447-290-17	396-256-15
Completion Pct.	.649	.646
Passing Yards	3754	2910
Passing Yards/Game	312.8	242.5
Total Off. Plays/Yds	735-4445	835-4739
Total Offense/Game	370.4	394.9
Punts-Average	51-35.5	43-41.0
Punt Returns-Avg.	13-20.0	21-3.5
Kickoff Returns-Avg.	45-18.6	49-22.6
Interceptions-Yards	15-112	17-124
Fumbles-Lost	20-8	19-10
Penalties-Yards	73-651	74-641
3rd Down Conversions	55-150	72-164
3rd Down Conversion Percentage	.367	.439
4th Down Conversions	3-13	10-19
4th Down Conversion Percentage	.231	.526
Sacks By-Yards	22-122	25-186
Avg. Time of Possession	28:18	31:42

2006 INDIVIDUAL LEADERS

RUSHING	ATT.	YDS.	AVG.	TD	LONG
Marcus Thomas	156	513	3.3	5	33
Lorne Sam	16	91	5.7	1	16
TOTALS	288	691	2.4	8	33

PASSING	ATT.	COMP	PCT.	INT	YARDS	TD
Jordan Palmer	429	282	.657	14	3595	26
Kyle Wright	9	6	.667	1	91	1
TOTALS	447	290	.649	17	3754	29

RECEIVING	REC	YDS.	AVG.	TD	LONG
Johnnie Lee Higgins	82	1319	16.1	13	79
Marcus Thomas	39	242	6.2	1	25
Daniel Robinson	37	606	16.4	7	55
Chris Marrow	32	257	8.0	0	17
TOTALS	290	3754	12.9	29	80

FIELD GOALS	MADE-ATT.	PCT.	LONG
Reagan Schneider	16-20	.800	56
TOTALS	16-20	.800	56

PUNTING	NO.	YARDS	AVG.	LONG
Ryan Hotchkiss	50	1813	36.3	53
TOTALS	51	1813	35.5	53

TACKLES	SOLOS	AST	TOTAL
Troy Collavo	42	83	125
Joe Fleskoski	35	40	75
Quintin Demps	31	36	67
Bryant Tisdale	31	29	60
Josh Ferguson	32	26	58
TOTALS	402	564	966

INTERCEPTIONS	NO.	YDS.	AVG.	TD
Quintin Demps	7	61	8.7	0
Josh Ferguson	2	31	15.5	0
TOTALS	15	112	7.5	0

Great Coach in Miners History

Mike Brumbelow (1950-1956) 46-24-3

Brumbelow owns the best winning percentage in UTEP history at .651 with a 46-24-3 record in seven seasons and he posted a 27-15-2 (.636) mark in conference play. His 46 wins rank second in school history. Brumbelow's Miners won nine games in 1956 and enjoyed eight-win seasons in 1953 and 1954, while posting a 2-1 mark in the 1954, 1955 and 1957 Sun Bowls.

2007 DEPTH CHART

(Returning Starters in Bold)

LETTERMEN

Returning/Lost: 39/25

STARTERS

Offensive Returning/Lost: 8/3

Defensive Returning/Lost: 4/7

Special Teams Returning/Lost: 0/4

OFFENSE

WR	Joe West , Tufick Shadrawy
LT	Mike Aguayo , Alex Solot
LG	Cameron Raschke or Anthony McNac
C	Robby Felix , Tanner Cullumber
RG	James Riley or Colby Meek
RT	Tyler Ribitzki or Oniel Cousins
TE	Jake Sears , Jamar Hunt
WR	Jeff Moturi, Brandon Jordan
WR	Lorne Sam, Fred Rouse
QB	Lorne Sam or Kyle Wright or Brandis Dew or James Thomas or Trevor Vittatoe
TB	Marcus Thomas , Donald Buckram or Terrell Jackson

DEFENSE

LE	Dane O'Neill, Landon Goodwell
LT	James Olalekan, Charles Ofili
RT	Steve Riddick, JaBoy Leomiti
RE	Robert Soleyjacks, Jason Boyce
MLB	Adam Vincent, Brian Wilkins
WLB	Jeremy Jones , Torrey Huckaby
SLB	Emeri Spence , Nuuese Punimata
SS	Braxton Amy, Da'Mon Cromartie Smith
FS	Quintin Demps , Anthony Morrow
LCB	Tim McCullouch, Cornelius Brown
RCB	Josh Ferguson , Melvin Stephenson II

SPECIALISTS

K	Jose Martinez
P	Kyle Peterson, Greg Hiett
KR	Quintin Demps, Donald Buckram
PR	Josh Ferguson, Quintin Demps

KEY LOSSES

QB	Jordan Palmer
WR/KR	Johnnie Lee Higgins
WR	Chris Marrow
WR	Daniel Robinson
DL	Alex Obomese
DL	Zach West
LB	Josh Chamois
LB	Troy Collavo
DB	Joe Fleskoski



Marcus Thomas

2007 SPRING SIGNEES

Name	Pos	Ht	Wt	Yr.	Hometown/HS, JC or College
Russell Carr	WR	6-3	195	Fr.	Chino Hills, Calif./Don Antonio Lugo
Isaiah Carter	LB	6-2	205	Fr.	Converse, Texas/Judson
Kevin Cheatum	WR	6-2	180	Fr.	Mount Pleasant, Texas/Mount Pleasant
Chris Dowell	LB	6-2	200	Fr.	El Paso, Texas/Andress
Vernon Frazier	RB	5-7	165	Fr.	Duncanville, Texas/Duncanville
Jack Freeman	WR	5-7	155	Fr.	Houston, Texas/Cypress Falls
Jacob Garrett	DL	6-4	260	Fr.	Mount Pleasant, Texas/Mount Pleasant
Greg Holleman	LB	6-1	195	Fr.	Lubbock, Texas/Monterrey
Donavon Kemp	WR	6-2	180	Fr.	Desoto, Texas/Desoto
Nathan McCage	OL	6-4	255	Fr.	Spring, Texas/Klein Collins
Daniel Palmer	RB	5-9	200	Fr.	College Station, Texas/ A&M Consolidated
Simpson Rushing	OL	6-3	295	Fr.	Athens, Texas/Athens
Paul Santillan	OL	6-4	260	Fr.	Crosby, Texas/Crosby
Jeremy Springer	QB	6-2	190	Fr.	Los Fresnos, Texas/Los Fresnos
Brandon Thigpen	DB	6-3	200	Fr.	Moreno Valley, Calif./Rancho Verde
Greg Watkins	DL	6-4	190	Fr.	Katy, Texas/Cypress Springs
Craig Wood	DL	6-4	250	Fr.	Copperas Cove, Texas/Copperas Cove

2007 ROSTER

No	Name	Pos	Ht	Wt	Yr	Exp	Hometown/HS, JC or College
25	Saul Adame	DB	5-10	180	Fr.	-RS	El Paso, Texas/Clint
2	Kris Adams	WR	6-3	190	Fr.	RS	Fort Worth, Texas/Everman
71	Mike Aguayo	OL	6-4	285	So.	1L	Lakewood, Calif./Los Alamitos
43	Jorge Amezaga	DL	6-0	260	Jr.	TR	El Paso, Texas/Montwood/ Sul Ross State
14	Braxton Amy	DB	6-0	195	So.	1L	Richmond, Texas/Foster
93	Jason Boyce	DL	6-4	250	Jr.	TR	Jamaica, N.Y./August Martin/ Mount San Jacinto CC
47	Cornelius Brown	DB	5-11	190	So.	1L	Houston, Texas/Forest Brook
13	Donald Buckram	RB	5-10	180	So.	1L	Copperas Cove, Texas/Copperas Cove
10	Russell Carr	WR	6-3	195	Fr.	HS	Chino Hills, Calif./Don Antonio Lugo
38	Isaiah Carter	LB	6-2	205	Fr.	HS	Converse, Texas/Judson
31	Austin Contreras	RB	5-10	200	Fr.	HS	El Paso, Texas/Americas
75	Oniel Cousins	OL	6-4	305	Sr.	2L	Fullerton, Calif./Eastside Christian
23	Da'Mon Cromartie-Smith	DB	6-2	205	So.	1L	Riverside, Calif./Rancho Verde
79	Tanner Cullumber	OL	6-4	295	Fr.	RS	Chandler, Ariz./Hamilton
80	Kye Darden	WR	5-11	175	Fr.	RS	Brownwood, Texas/Brownwood
41	Elijah Davis	DL	6-1	235	So.	0L	Seattle, Wash./Renton
19	Evan Davis	WR	6-1	185	Fr.	RS	Los Angeles, Calif./Oceanside
12	Chris Day	WR	5-9	180	Jr.	2L	El Paso, Texas/Chapin
9	Quintin Demps	DB	6-1	205	Sr.	3L	San Antonio, Texas/Roosevelt
7	Brandis Dew	QB	6-5	265	So.	0L	Hemet, Calif./Hemet
82	Brian Diaz	WR	5-10	195	Fr.	RS	El Paso, Texas/Coronado
59	Scott Douglas	LB	6-1	210	Fr.	HS	Anaheim, Calif./Loara
55	Steve Douglas	LB	6-1	230	Sr.	3L	Anaheim, Calif./Loara
36	Chris Dowell	LB	6-2	200	Fr.	HS	El Paso, Texas/Andress
24	Matt Ellis	DB	6-0	210	Sr.	1L	Fullerton, Calif./Eastside Christian
62	Robby Felix	OL	6-3	295	Jr.	2L	Corona, Calif./Centennial
29	Josh Fematt	LB	6-0	215	Sr.	0L	Socorro, Texas/Socorro
2	Josh Ferguson	DB	5-9	180	Sr.	2L	Hayward, Calif./Hayward/ Chabot College
20	Vernon Frazier	RB	5-7	165	Fr.	HS	Duncanville, Texas/Duncanville
83	Jack Freeman	WR	5-7	155	Fr.	HS	Houston, Texas/Cypress Falls
72	Daniel Garcia	OL	6-3	330	So.	0L	El Paso, Texas/Franklin
35	Johan Givens	RB	5-10	220	Sr.	2L	Sulphur Springs, Texas/ Sulphur Springs
85	Elijah Goldtrap	DL	6-5	275	Fr.	RS	Los Angeles, Calif./Serrano
32	Landon Goodwell	DL	6-2	250	So.	1L	West Covina, Calif./Rio Hondo Prep
69	Troy Henckel	OL	6-4	295	Fr.	RS	El Paso, Texas/Franklin
51	Ben Hernandez	DL	6-0	330	Fr.	RS	El Paso, Texas/Canutillo
98	Greg Hiatt	P	6-5	210	So.	0L	San Antonio, Texas/ William Howard Taft
8	Torrey Huckaby	LB	6-2	215	Sr.	TR	Phoenix, Ariz./Maryvale/Glendale CC
87	Jamar Hunt	TE	6-7	250	Jr.	2L	Mesa, Ariz./Mountain View
11	Pierce Hunter	WR	6-5	220	Fr.	RS	National City, Calif./Bonita Vista
74	Rod Huntley	OL	6-3	305	Fr.	HS	Arlington, Texas/Sam Houston
21	Terrell Jackson	RB	5-9	195	Jr.	TR	Moreno Valley, Calif./Centennial/ Oregon
6	Jeremy Jones	LB	6-1	240	Sr.	3L	San Jose, Calif./Piedmont Hills
68	Marcus Jones	OL	6-2	330	So.	TR	Miramar, Fla./Miramar
16	Brandon Jordan	WR	6-2	210	Fr.	RS	Missouri City, Texas/Hightower
30	Jamie Jordan	DB	6-1	240	So.	TR	El Paso, Texas/Riverside/Pierce College
84	Donavon Kemp	WR	6-2	180	Fr.	HS	DeSoto, Texas/DeSoto
56	Ja-Boy Leomiti	DL	6-3	270	Jr.	TR	Long Beach, Calif./Sante Fe Springs/Fullerton College
57	Stephen Littleford	OL	6-2	320	Jr.	TR	Las Vegas, Nev./Highland Park [Texas]/Eastern New Mexico
48	Abiel Macias	LB	5-11	230	Sr.	0L	El Paso, Texas/Socorro
15	Jose Martinez	K	5-10	200	Jr.	TR	San Jose, Calif./South/ Bakersfield College

No	Name	Pos	Ht	Wt	Yr	Exp	Hometown/HS, JC or College
60	Nathan McCage	OL	6-4	255	Fr.	HS	Spring, Texas/Klein Collins
3	Tim McCullouch	DB	5-11	190	Sr.	1L	Long Beach, Calif./ Long Beach Jordan/Cerritos JC
65	Anthony McNac	OL	6-4	350	So.	1L	Lancaster, Texas/Lancaster
30	Matt McShane	DB	5-10	185	Fr.	RS	Portland, Ore./Franklin [Texas]
64	Colby Meek	OL	6-4	305	So.	1L	Keller, Texas/Keller
28	Eddie Mendoza	RB	5-11	205	Fr.	HS	El Paso, Texas/Bel Air
19	T.J. Monroe	LB	6-1	225	Sr.	-0L	San Jose, Calif./Piedmont Hills/ Gavilan College
99	Chris Moore	DL	6-2	285	So.	1L	Houston, Texas/Jersey Village
86	Jonny Moore	TE	6-5	240	Fr.	RS	San Antonio, Texas/John Marshall
11	Anthony Morrow	DB	5-11	200	Fr.	RS	Fallbrook, Calif./Fallbrook Union
18	Jeff Moturi	WR	6-0	185	So.	1L	Irving, Texas/MacArthur
97	Charles Ofili	DL	6-3	295	Jr.	TR	Houston, Texas/Eisenhower/ New Mexico Military Institute
91	James Olalekan	DL	6-2	285	Jr.	2L	Texas City, Texas/Texas City
92	Dane O'Neill	DL	6-3	240	So.	1L	Chino Hills, Calif./Chino Hills
54	Will Osolinsky	DL	6-7	250	Fr.	RS	Phoenix, Ariz./North Canyon
14	Kyle Petersen	P/K	6-4	220	Fr.	RS	Alta Loma, Calif./South Hills
7	Nuuese Punimata	LB	6-1	220	Jr.	TR	Pago Pago, American Samoa/ Samoana/Mount San Antonio College
82	George Randle	DL	6-6	265	Fr.	HS	Sugarland, Texas/Kempner
78	Cameron Raschke	OL	6-4	330	So.	1L	Kerrville, Texas/Tivy
24	Eric Reynolds	DB	5-11	200	Fr.	HS	Port Arthur, Texas/Memorial
77	Tyler Ribitzki	OL	6-5	305	Jr.	2L	Burleson, Texas/Burleson
95	Steve Riddick	DL	5-11	270	So.	1L	El Paso, Texas/Chapin
73	James Riley	OL	6-3	300	Sr.	3L	Addison, Texas/Trinity Christian Academy
1	Fred Rouse	WR	6-3	195	So.	TR	Tallahassee, Fla./Lincoln/Florida State
63	Simpson Rushing	OL	6-3	295	Fr.	HS	Athens, Texas/Athens
3	Lorne Sam	QB/WR	6-3	215	Sr.	1L	Buford, Ga./Buford/Florida State
67	Paul Santillan	OL	6-4	260	Fr.	HS	Crosby, Texas/Crosby
37	Jake Sears	TE	6-3	255	Sr.	3L	Fredericksburg, Texas/Fredericksburg
88	Tuffck Shadrawy	WR	6-2	185	So.	1L	Arlington, Texas/Sam Houston
22	Aaron Sims	LB	6-1	210	So.	1L	Fort Worth, Texas/Denton
52	Royzell Smith	LB	6-1	200	Fr.	HS	Missouri City, Texas/ Thurgood Marshall
13	Robert Soleyjacks	DL	6-2	255	Fr.	RS	Amarillo, Texas/Highland Park
70	Alex Solot	OL	6-8	330	Fr.	RS	Tucson, Ariz./Rincon
34	Emeri Spence	LB	6-0	220	Sr.	2L	Garland, Texas/North Garland
12	Melvin Stephenson II	DB	5-10	185	So.	1L	Grand Prairie, Texas/South Grand Prairie
66	Ty Stout	OL	6-5	280	So.	0L	Amarillo, Texas/Highland Park
4	Brandon Thigpen	DB	6-3	200	Fr.	HS	Moreno Valley, Calif./Rancho Verde
5	James Thomas II	QB	5-11	190	So.	1L	Palestine, Texas/Thurgood Marshall
8	Marcus Thomas	RB	6-1	215	Sr.	3L	Phoenix, Ariz./Tolleson
5	Adam Vincent	LB	6-3	245	Jr.	TR	Chandler, Ariz./Hamilton/ Arizona State
10	Trevor Vittatoe	QB	6-2	210	Fr.	RS	Bedford, Texas/Trinity
26	Roddray Walker	DB	6-1	210	Jr.	TR	Schertz, Texas/Samuel Clemens/ New Mexico Military Institute
4	Joe West	WR	6-2	210	Sr.	3L	Garland, Texas/Garland Lakeview Centennial
76	Jon Wiley	OL	6-5	275	Fr.	HS	Pittsburgh, Pa./Duncanville (Texas)
17	Brian Wilkins	LB	6-2	220	So.	1L	Tustin, Calif./Tustin
34	Jason Williams	RB	5-11	200	So.	1L	Tyler, Texas/Robert E. Lee
94	Craig Wood	DL	6-4	250	Fr.	HS	Copperas Cove, Texas/Copperas Cove
15	Kyle Wright	QB	6-1	195	So.	1L	Santa Rosa, Calif./Cardinal Newman



Robby Felix



Lorne Sam



Joe West



Josh Ferguson



YEAR	COACH	OVERALL	C-USA	BOWL
2006	Mike Price	5-7-0	3-5	
2005	Mike Price	8-4-0	5-3	GMAC
2004	Mike Price	8-4-0		Houston
2003	Gary Nord	2-11-0		
2002	Gary Nord	2-10-0		
2001	Gary Nord	2-9-0		
2000	Gary Nord	8-4-0		Humanitarian
1999	Charlie Bailey	5-7-0		
1998	Charlie Bailey	3-8-0		
1997	Charlie Bailey	4-7-0		
1996	Charlie Bailey	2-9-0		
1995	Charlie Bailey	2-10-0		
1994	Charlie Bailey	3-7-1		
1993	Lee/Bailey	1-11-0		
1992	David Lee	1-10-0		
1991	David Lee	4-7-1		
1990	David Lee	3-8-0		
1989	David Lee	2-10-0		
1988	Bob Stull	10-3-0		Independence
1987	Bob Stull	7-4-0		
1986	Bob Stull	4-8-0		
1985	Bill Yung	1-10-0		
1984	Bill Yung	2-9-0		
1983	Bill Yung	2-10-0		
1982	Bill Yung	2-10-0		
1981	Michael/Alton	1-10-0		
1980	Bill Michael	1-11-0		
1979	Bill Michael	2-9-0		
1978	Bill Michael	1-11-0		
1977	Bill Michael	1-10-0		
1976	Gil Bartosh	1-10-0		
1975	Gil Bartosh	1-10-0		
1974	Gil Bartosh	4-7-0		
1973	Tommy Hudspeth	0-11-0		
1972	Bobby Dobbs	2-8-0		
1971	Bobby Dobbs	5-6-0		
1970	Bobby Dobbs	6-4-0		
1969	Bobby Dobbs	4-6-0		
1968	Bobby Dobbs	4-5-1		
1967	Bobby Dobbs	7-2-1		Sun
1966	Bobby Dobbs	6-4-0		
1965	Bobby Dobbs	8-3-0		Sun
1964	Warren Harper	0-8-2		
1963	Warren Harper	3-7-0		
1962	Bum Phillips	4-5-0		
1961	Ben Collins	3-7-0		
1960	Ben Collins	4-5-1		
1959	Ben Collins	3-7-0		
1958	Ben Collins	2-7-0		
1957	Ben Collins	6-3-0		
1956	Mike Brumbelow	9-2-0		Sun
1955	Mike Brumbelow	6-2-2		
1954	Mike Brumbelow	8-3-0		Sun
1953	Mike Brumbelow	8-2-0		Sun
1952	Mike Brumbelow	5-5-1		
1951	Mike Brumbelow	3-7-0		

YEAR	COACH	OVERALL	C-USA	BOWL
1950	Mike Brumbelow	7-3-0		
1949	Jack Curtice	8-2-1		Sun
1948	Jack Curtice	8-2-1		Sun
1947	Jack Curtice	5-3-1		
1946	Jack Curtice	3-6-0		
1945	No games played because of WWII			
1944	No games played because of WWII			
1943	No games played because of WWII			
1942	Walter Milner	5-4-0		
1941	Mack Saxon	4-5-1		
1940	Mack Saxon	4-4-1		
1939	Mack Saxon	5-4-0		
1938	Mack Saxon	6-3-0		
1937	Mack Saxon	7-1-2		Sun
1936	Mack Saxon	5-3-1		
1935	Mack Saxon	1-8-0		
1934	Mack Saxon	4-4-0		
1933	Mack Saxon	3-5-1		
1932	Mack Saxon	7-3-0		
1931	Mack Saxon	7-1-0		
1930	Mack Saxon	7-1-1		
1929	Mack Saxon	6-1-2		
1928	E.J. Stewart	3-4-1		
1927	E.J. Stewart	2-2-2		
1926	George B. Powell	3-4-0		
1925	George B. Powell	5-1-1		
1924	George B. Powell	3-2-1		
1923	Jack C. Vowell	3-4-0		
1922	Jack C. Vowell	5-4-0		
1921	Thomas C. Holiday	1-4-0		
1920	H.E. Van Surdam	2-4-0		
1919	Tommy Dwyer	2-4-0		
1918	No games played because of World War I			
1917	Tommy Dwyer	0-0-1		
1916	Tommy Dwyer	2-3-0		
1915	Tommy Dwyer	3-2-0		
1914	Tommy Dwyer	2-3-0		

UTEP BOWL RESULTS (5-7)

Bowl	Opponent	Result	Year
GMAC	Toledo	L, 13-45	2005
Houston	Colorado	L, 28-33	2004
Humanitarian	Boise State	L, 23-38	2000
Independence	Southern Miss	L, 18-38	1988
Sun	Mississippi	W, 14-7	1967
Sun	TCU	W, 13-12	1965
Sun	George Washington	L, 0-13	1957
Sun	Florida State	W, 47-20	1955
Sun	Southern Miss	W, 37-14	1954
Sun	Georgetown	W, 33-20	1950
Sun	West Virginia	L, 12-21	1949
Sun	Hardin-Simmons	L, 6-34	1937

2006 STANDINGS

East Division

	C-USA						All Games					
	W-L	Pct.	H	A	Pts	Opp	W-L	Pct.	H	A	Pts	Opp
SOUTHERN MISS	6-2	.750	3-1	3-1	213	132	9-5	.643	5-1	4-4	356	260
EAST CAROLINA	5-3	.625	3-1	2-2	188	154	7-6	.538	4-2	3-4	280	270
MARSHALL	4-4	.500	3-1	1-3	233	222	5-7	.417	4-1	1-6	311	351
UCF	3-5	.375	1-3	2-2	173	211	4-8	.333	2-5	2-3	232	345
UAB	2-6	.250	2-2	0-4	177	220	3-9	.250	3-3	0-5	225	297
MEMPHIS	1-7	.125	0-4	1-3	193	256	2-10	.167	1-6	1-4	281	365

West Division

	C-USA						All Games					
	W-L	Pct.	H	A	Pts	Opp	W-L	Pct.	H	A	Pts	Opp
X- HOUSTON	7-1	.875	4-0	3-1	275	173	10-4	.714	7-1	3-3	458	329
RICE	6-2	.750	3-1	3-1	255	244	7-6	.538	3-1	4-5	350	432
TULSA	5-3	.625	3-1	2-2	226	155	8-5	.615	5-1	3-4	360	262
SMU	4-4	.500	3-1	1-3	216	212	6-6	.500	5-1	1-5	325	294
UTEP	3-5	.375	2-2	1-3	202	246	5-7	.417	3-3	2-4	328	375
TULANE	2-6	.250	2-2	0-4	130	256	4-8	.333	3-2	1-6	224	400

X- C-USA Champion

BOWL GAMES

GMAC BOWL

(Mobile, Ala.)
 Sunday, January 7 (ESPN)
 Southern Miss 28, Ohio 7

AUTOZONE LIBERTY BOWL

(Memphis, Tenn.)
 Friday, December 29 (ESPN)
 South Carolina 44, Houston 36

BELL HELICOPTER ARMED FORCES BOWL

(Fort Worth, Texas)
 Saturday, December 23 (ESPN)
 Utah 25, Tulsa 13

PAPAJOHNS.COM BOWL

(Birmingham, Ala.)
 Saturday, December 23 (ESPN 2)
 USF 24, East Carolina 7

R+L CARRIERS NEW ORLEANS BOWL

(New Orleans, La.)
 Friday, December 22 (ESPN 2)
 Troy 41, Rice 17

C-USA CHAMPIONSHIP

C-USA CHAMPIONSHIP GAME

Presented by Aéropostale
 (Houston, Texas)
 Friday, December 1
 Houston 34, Southern Miss 20



C-USA co-Coach of the Year Art Briles gets a Gatorade shower after guiding the Cougars to the 2007 C-USA Championship title on their home field.



Houston continues the celebration with the C-USA football championship trophy after a 34-20 victory over Southern Miss.

INDIVIDUAL AWARDS

OFFENSIVE PLAYER OF THE YEAR

Kevin Kolb QB Houston

DEFENSIVE PLAYERS OF THE YEAR

Albert McClellan DL Marshall
Nick Bunting LB Tulsa

SPECIAL TEAMS PLAYER OF THE YEAR

Johnnie Lee Higgins KR/PR UTEP

FRESHMAN OF THE YEAR

Justin Willis QB SMU

COACHES OF THE YEAR

Art Briles Houston
Todd Graham Rice

ALL-CONFERENCE

COACHES

FIRST TEAM

Offense

QB Kevin Kolb, Sr., Houston
RB Ahmad Bradshaw, Jr., Marshall
RB Damion Fletcher, Fr., Southern Miss
OL George Batiste, Sr., Southern Miss
OL Sterling Doty, Sr., Houston
OL Travis Cooley, Sr., Southern Miss
OL Doug Legursky, Jr., Marshall
OL Jeff Perrett, Sr., Tulsa
TE Shawn Nelson, So., Southern Miss
WR Jarett Dillard, So., Rice
WR Johnnie Lee Higgins, Sr., UTEP
WR Mike Walker, Sr., UCF

Defense

DL Marcus West, Sr., Memphis
DL Robert Latu, Sr., Tulsa
DL Albert McClellan, So., Marshall
DL Larry McSwain, Sr., UAB
DL Justin Rogers, Sr., SMU
LB Nick Bunting, Sr., Tulsa
LB Troy Collavo, Sr., UTEP
LB Wade Koehl, Sr., Houston
DB Bobby Blackshire, Sr., Tulsa
DB Quintin Demps, Jr., UTEP
DB Will Gulley, Sr., Houston
DB Curtis Keyes, Sr., Marshall

Special Teams

PK Reagan Schneider, Sr., UTEP
P Michael Gibson, Sr., Memphis
KR Johnnie Lee Higgins, Sr., UTEP
PR Joe Burnett, So., UCF
LS Aaron King, Sr., UTEP

SECOND TEAM

Offense

QB Paul Smith, Jr., Tulsa
RB Anthony Alridge, Jr., Houston
RB Kevin Smith, So., UCF
OL Jeff Akeroyd, Jr., Houston
OL Aaron Dannenhauer, Sr., Tulsa
OL Eric Graham, Sr., East Carolina
OL Jon Hameister-Ries, Sr., Tulsa
OL Julius Wilson, Sr., UAB
TE Ryan Kennedy, Sr., SMU
WR Aundrae Allison, Sr., East Carolina
WR Vincent Marshall, Sr., Houston
WR Idris Moss, Sr., Tulsa

Defense

DL Courtney Gordon, Sr., Rice
DL Adrian Haywood, Sr., SMU
DL Marquay Love, Sr., Houston
DL Martavius Prince, Jr., Southern Miss
LB Nelson Coleman, Jr., Tulsa
LB Orlandus King, Sr., UAB
LB Brian Raines, So., Rice
DB Willie Gaston, Sr., Houston
DB Nick Graham, Sr., Tulsa
DB Israel Route, Sr., Tulane
DB Joe Sturdivant, Sr., SMU

Special Teams

PK Darren McCaleb, Sr., Southern Miss
P Chris Beckman, Sr., Tulane
KR Chris Johnson, Jr., East Carolina
PR Johnnie Lee Higgins, Sr., UTEP
LS Mike Buscemi, Sr., UCF

THIRD TEAM

Offense

QB Jordan Palmer, Sr., UTEP
RB Jackie Battle, Sr., Houston
RB Matt Forte, Jr., Tulane
RB Quinton Smith, Sr., Rice
OL Blake Butler, Sr., Memphis
OL Chris Clark, Jr., Southern Miss
OL Josh Coffman, Sr., East Carolina
OL Brandon Pearce, So., Memphis
OL Robby Heos, Jr., Rice
TE Davon Drew, So., East Carolina
WR Donnie Avery, Sr., Houston

WR Bobby Chase, Sr., SMU
WR Damarcus Davis, Sr., Tulane

Defense

DL Marcus Hands, So., East Carolina
DL Marcus Hands, Jr., East Carolina
DL Robert Henderson, Jr., Southern Miss
DL Phillip Hunt, So., Houston
DL Alex Obomese, Sr., UTEP
LB Reggie Carrington, Sr., SMU
LB Chris Chamberlain, So., Tulsa
LB Quentin Cotton, So., East Carolina
LB Joe Henderson, So., UAB
DB Will Dunbar, Jr., UAB
DB Caleb Hendrix, Sr., Southern Miss
DB Brandon Sumrall, Jr., Southern Miss
DB Brandon McDonald, Sr., Memphis

Special Teams

PK Robert Lee, Sr., East Carolina
P Ryan Dougherty, Sr., East Carolina
KR Marculus Elliott, Sr., UAB
PR Emmanuel Spann, So., Marshall
LS Drew Clardy, Sr., Rice

MEDIA

FIRST TEAM

Offense

QB Kevin Kolb, Sr., Houston
RB Ahmad Bradshaw, Jr., Marshall
RB Damion Fletcher, Fr., Southern Miss
OL George Batiste, Sr., Southern Miss
OL Sterling Doty, Sr., Houston
OL Travis Cooley, Sr., Southern Miss
OL Doug Legursky, Jr., Marshall
OL Jeff Perrett, Sr., Tulsa
TE Cody Slate, Fr., Marshall
WR Jarett Dillard, So., Rice
WR Johnnie Lee Higgins, Sr., UTEP
WR Mike Walker, Sr., UCF

Defense

DL Adrian Haywood, Sr., SMU
DL Albert McClellan, So., Marshall
DL Larry McSwain, Sr., UAB
DL Justin Rogers, Sr., SMU
LB Nelson Coleman, Jr., Tulsa
LB Troy Collavo, Sr., UTEP
LB Brian Raines, Sr., Rice
DB Quintin Demps, Jr., UTEP
DB Will Gulley, Sr., Houston

DB Curtis Keyes, Sr., Marshall
DB Joe Sturdivant, Sr., SMU

Special Teams

PK Reagan Schneider, Sr., UTEP
P Ryan Dougherty, Sr., East Carolina
KR Chris Johnson, Jr., East Carolina
PR Johnnie Lee Higgins, Sr., UTEP
LS Rusty Clayton, Sr., Memphis

SECOND TEAM

Offense

QB Jordan Palmer, Sr., UTEP
RR Anthony Alridge, Jr., Houston
RB Quinton Smith, Sr., Rice
OL Jeff Akeroyd, Jr., Houston
OL Eric Graham, Sr., East Carolina
OL Heos, Jr., Rice
OL Ben Poynter, Jr., SMU
OL Aaron Dannenhauer, Sr., Tulsa
TE Shawn Nelson, So., Southern Miss
WR Aundrae Allison, Sr., East Carolina
WR Vincent Marshall, Sr., Houston
WR Idris Moss, Sr., Tulsa

Defense

DL Courtney Gordon, Sr., Rice
DL Robert Henderson, Jr., Southern Miss
DL Phillip Hunt, So., Houston
DL Cory Muse, Jr., SMU
LB Nick Bunting, Sr., Tulsa
LB Reggie Carrington, Sr., SMU
LB Matt Couch, Jr., Marshall
DB Bobby Blackshire, Sr., Tulsa
DB Andray Downs, Sr., Rice
DB Brandon McDonald, Sr., Memphis
DB Pierre Parker, Sr., East Carolina

Special Teams

PK Ben Bell, So., Houston
P Michael Gibson, Sr., Memphis
KR Jessie Henderson, So., SMU
PR Joe Burnett, So., UCF
LS Aaron King, Sr., UTEP

THIRD TEAM

Offense

QB Paul Smith, Jr., Tulsa
RB Jackie Battle, Sr., Houston
RB Matt Forte, Jr., Tulane
RB Kevin Smith, So., UCF
OL Blake Butler, Sr., Memphis
OL Chris Clark, Jr., Southern Miss
OL Josh Coffman, Sr., East Carolina
OL Dustin Dickinson, Jr., Houston
OL Robby Felix, So., UTEP

TE Ryan Kennedy, Sr., SMU
 WR Donnie Avery, Sr., Houston
 WR Emmanuel Sanders, Fr., SMU
 WR Ryan Scott, Sr., Memphis

Defense

DL Leger Douzable, Jr., UCF
 DL Robert Latu, Sr., Tulsa
 DL Marquay Love, Sr., Houston
 DL Martavius Prince, Jr., Southern Miss
 LB Trent Allen, Jr., Houston
 LB Quentin Cotton, So., East Carolina
 LB Gerald McRath, Fr., Southern Miss
 DB Jamar Flournoy, Sr., East Carolina
 DB Caleb Hendrix, Sr., Southern Miss
 DB David Skehan, Jr., Tulane
 DB Brandon Sumrall, Jr., Southern Miss

Special Teams

PK Darren McCaleb, Sr., Southern Miss
 P Thomas Morstead, So., SMU
 KR Marcus Elliott, Sr., UAB
 PR Emmanuel Spann, So., Marshall
 LS Stephen Daigle, Sr., Southern Miss

ALL-FRESHMAN TEAM

COACHES

Offense

QB Justin Willis, SMU
 RB Damion Fletcher, Southern Miss
 RB James Mapps, SMU
 OL Terrence Campbell, East Carolina
 OL Jeramy DeVane, UCF
 OL Cory Dowless, East Carolina
 OL Nick Landry, Tulane
 OL Jake Seitz, UAB
 TE Cody Slate, Marshall
 WR Emmanuel Sanders, SMU
 WR Duke Calhoun, Memphis
 WR Rashad Slaughter, UAB

Defense

DL Anthony Egbuniwe, Tulsa
 DL Greg Terrell, Memphis
 DL Troy Wilson, Tulane
 DL Scotty Robinson, East Carolina
 LB Van Eskridge, East Carolina
 LB Terrance Garmon, Rice
 LB Gerald McRath, Southern Miss
 DB Zearrick Matthews, Marshall
 DB Bryan McCann, SMU
 DB Eddie Hicks, Southern Miss

DB Braxton Amy, UTEP
 DB Brandon Brinkley, Houston

Special Teams

PK Clark Fangmeier, Rice
 KR Emmanuel Sanders, SMU
 PR Rashad Slaughter, UAB
 LS Sam Bennett, SMU

MEDIA

Offense

QB Justin Willis, SMU
 RB Damion Fletcher, Southern Miss
 RB James Mapps, SMU
 OL Jake Seitz, UAB
 OL Terrence Campbell, East Carolina
 OL Cory Dowless, East Carolina
 OL Carl Bennett, Houston
 TE Cody Slate, Marshall
 WR Emmanuel Sanders, SMU
 WR Duke Calhoun, Memphis
 WR Jeremy Williams, Tulane

Defense

DL C.J. Wilson, East Carolina
 DL Greg Terrell, Memphis
 DL Troy Wilson, Tulane
 DL Scotty Robinson, East Carolina
 LB Van Eskridge, East Carolina
 LB Andrew Sendejo, Rice
 LB Gerald McRath, Southern Miss
 DB Bryan McCann, SMU
 DB Eddie Hicks, Southern Miss
 DB Braxton Amy, UTEP
 DB Brandon Brinkley, Houston

Special Teams

PK Matt Reagan, Memphis
 Clark Fangmeier, Rice
 KR Emmanuel Sanders, SMU
 LS Sam Bennett, SMU

PLAYERS OF THE WEEK

Offense

S5 Kevin Kolb, QB, Houston
 S11 Johnnie Lee Higgins, WR, UTEP
 S18 Damion Fletcher, RB, Southern Miss
 Matt Forte, RB, Tulane
 S25 Kevin Kolb, QB, Houston
 O2 Chase Clement, QB, Rice
 O9 Lester Ricard, QB, Tulane
 O16 Jarett Dillard, WR, Rice
 O23 Ahmad Bradshaw, RB, Marshall
 O30 Lester Ricard, QB, Tulane
 N6 Quinton Smith, RB, Rice
 N13 Anthony Alridge, RB, Houston
 N20 Ahmad Bradshaw, RB, Marshall
 N27 Jarett Dillard, WR, Rice

Defense

S5 Quintin Demps, DB, UTEP
 S11 Chris Felder, S, UAB
 S18 Kasey Ross, CB, East Carolina
 S25 Moton Hopkins, DE, Tulsa
 O2 Adrian Haywood, DT, SMU
 O9 Joe Henderson, LB, UAB
 O16 Devin Lowery, DB, SMU
 O23 Marquay Love, NT, Houston
 O30 Chris Chamberlain, LB, Tulsa
 N6 Matt Couch, LB, Marshall
 N13 Phillip Hunt, DE, Houston
 N20 Israel Route, CB, Tulane
 N27 Brian Raines, LB, Rice

Special Teams

S5 Marquay Love, DT, Houston
 S11 Ben Bell, K, Houston
 S18 Darren McCaleb, K, Southern Miss
 S25 Justin Laird, P, Houston
 O2 Jessie Henderson, KR, SMU
 O9 Ryan Dougherty, P, East Carolina
 O16 Johnnie Lee Higgins, PR, UTEP
 O23 Ben Bell, K, Houston
 O30 Chris Johnson, KR, East Carolina
 N6 Jon Moravec, DB, Marshall
 N13 Robert Lee, K, East Carolina
 N20 Clark Fangmeier, K, Rice
 N27 Michael Grandberry, KR, Memphis

ALL-AMERICANS AFCA

First Team

WR - Johnnie Lee Higgins, UTEP

Associated Press

Second Team

WR Jarett Dillard, Rice

Third Team

WR Johnnie Lee Higgins, UTEP

CBSSportsline.com

Second Team

WR Jarett Dillard, Rice

CollegeFootballNews.com

Second Team

PR Johnnie Lee Higgins, UTEP

Third Team

OT George Batiste, Southern Miss

The Sporting News

Second Team

WR Jarett Dillard, Rice

Walter Camp

Second Team

WR Jarett Dillard, Rice

FRESHMAN ALL-AMERICANS

CollegeFootballNews.com

Second Team

RB Damion Fletcher, Southern Miss
 LB Gerald McRath, Southern Miss

Third Team

QB Justin Willis, SMU
 WR Emmanuel Sanders, SMU
 K Matt Reagan, Memphis

Honorable Mention

WR Duke Calhoun, Memphis
 OT Terence Campbell, East Carolina

The Sporting News

First Team

TE Cody Slate, Marshall
 LB Gerald McRath, Southern Miss

Second Team

RB Damion Fletcher, Southern Miss
 K Matt Reagan, Memphis

Third Team

QB Justin Willis, SMU

Honorable Mention

WR Jeremy Williams, Tulane
 OT Mike Aguayo, UTEP
 OT Terence Campbell, East Carolina
 C Jake Seitz, UAB
 DE Scotty Robinson, East Carolina
 LB Braxton Amy, UTEP
 LB Andrew Sendejo, Rice
 K Clark Fangmeier, Rice
 KR Emmanuel Sanders, SMU

ACADEMIC AWARDS

ESPN The Magazine Academic All-America

Second Team

Paul Smith, Tulsa

Academic All-District

District III

Kevin Roach, East Carolina

District IV

Rusty Clayton, Memphis
 Brandon Patterson, Memphis

District VI

Paul Smith, Tulsa
 Mike Mengers, Tulsa
 Biobele Bilaye-Benibo, Rice
 Wade Koehl, Houston
 Stephen Daigle, Southern Miss



RUSHING	G	ATT	YDS	AVG	TD	YDS/G
BRADSHAW, A., MAR	12	249	1523	6.1	19	126.9
FLETCHER, D., USM	13	276	1388	5.0	11	106.8
SMITH, Kevin, UCF	9	206	934	4.5	7	103.8
FORTÉ, Matt, TLN	9	163	859	5.3	8	95.4
SMITH, Quinton, RICE	13	211	1096	5.2	10	84.3
DOSS, Joseph, MEM	12	224	910	4.1	7	75.8
BATTLE, Jackie, HOU	13	184	943	5.1	15	72.5
ALRIDGE, A., HOU	14	95	959	10.1	8	68.5
TENNIAL, C., TLS	13	171	845	4.9	14	65.0
FRACTIOUS, B., ECU	13	155	660	4.3	4	50.8

PASS EFFICIENCY	G	ATT	CMP	INT	PCT	YDS	TD	EFF
KOLB, Kevin, HOU	14	432	292	4	67.6	3809	30	162.7
WILLIS, Justin, SMU	11	270	182	6	67.4	2047	26	158.4
PALMER, Jordan, UTEP	12	428	281	14	65.7	3585	26	149.5
SMITH, Paul, TLS	13	350	233	9	66.6	2727	15	141.0
RICARD, Lester, TLN	12	400	229	10	57.2	2795	18	125.8
HANKINS, Martin, MEM	12	377	226	13	59.9	2550	18	125.6
MORRIS, Bernard, MAR	11	188	116	12	61.7	1346	8	123.1
PINKNEY, James, ECU	13	397	232	10	58.4	2783	12	122.3
WILLIAMS, Chris, UAB	10	168	95	7	56.5	1112	9	121.5
YOUNG, Jeremy, USM	14	281	161	6	57.3	1769	12	120.0

TOTAL OFFENSE	G	RUSH	PASS	PLAYS	TOTAL	YDS/G
PALMER, Jordan, UTEP	12	-76	3585	476	3509	292.4
KOLB, Kevin, HOU	14	154	3809	543	3963	283.1
SMITH, Paul, TLS	13	288	2727	451	3015	231.9
PINKNEY, James, ECU	13	216	2783	502	2999	230.7
RICARD, Lester, TLN	12	-112	2795	460	2683	223.6
WILLIS, Justin, SMU	11	354	2047	402	2401	218.3
HANKINS, Martin, MEM	12	-12	2550	410	2538	211.5
MORRIS, Bernard, MAR	11	324	1346	270	1670	151.8
YOUNG, Jeremy, USM	14	224	1769	362	1993	142.4
MOFFETT, S., UCF	10	-7	1385	246	1378	137.8

RECEPTIONS/GAME	G	REC	YDS	TD	AVG/C	YDS/G
WALKER, Mike, UCF	12	90	1178	7	13.1	7.50
DILLARD, Jarett, RICE	13	91	1247	21	65	7.00
HIGGINS, J., UTEP	12	82	1319	13	79	6.83
MARSHALL, V., HOU	14	80	979	8	77	5.71
ALLISON, Aundre, ECU	11	62	708	4	53	5.64
MOSS, Idris, TLS	13	58	803	1	58	4.46
DAVIS, Damarcus, TLN	12	51	607	4	50	4.25
AVERY, Donnie, HOU	14	57	852	5	56	4.07
BROWN, Preston, TLN	11	44	467	2	35	4.00
SCOTT, Ryan, MEM	12	47	520	3	82	3.92

REC. YDS/GAME	G	REC	YDS	TD	AVG/C	YDS/G
HIGGINS, J., UTEP	12	82	1319	13	16.1	109.9
WALKER, Mike, UCF	12	90	1178	7	13.1	98.2
DILLARD, Jarett, RICE	13	91	1247	21	13.7	95.9
MARSHALL, V., HOU	14	80	979	8	12.2	69.9
ALLISON, Aundre, ECU	11	62	708	4	11.4	64.4
MOSS, Idris, TLS	13	58	803	1	13.8	61.8
AVERY, Donnie, HOU	14	57	852	5	14.9	60.9
EDWARDS, Willie, UAB	12	39	719	2	18.4	59.9
SLATE, Cody, MAR	12	43	684	6	15.9	57.0
CALHOUN, Duke, MEM	12	42	681	6	16.2	56.8

ALL-PURPOSE	G	RUSH	RCV	PR	KR	YDS	AVG/G
HIGGINS, J., UTEP	12	-2	1319	281	275	1873	156.1
BRADSHAW, A., MAR	12	1523	129	6	0	1658	138.2
FORTÉ, Matt, TLN	9	859	360	0	0	1219	135.4
ALRIDGE, A., HOU	14	959	274	0	603	1836	131.1
SMITH, Quinton, RICE	13	1096	410	0	102	1608	123.7
SMITH, Kevin, UCF	9	934	158	0	0	1092	121.3
FLETCHER, D., USM	13	1388	142	0	0	1530	117.7
MOSS, Idris, TLS	13	63	803	197	378	1441	110.8
DILLARD, Jarett, RICE	13	5	1247	0	33	1285	98.8
WALKER, Mike, UCF	12	0	1178	0	0	1178	98.2

INTERCEPTIONS	G	INT	YDS	TD	INT/G
DEMPS, Quintin, UTEP	12	7	61	0	0.58
GULLEY, Will, HOU	13	5	43	0	0.38
MCDONALD, B., MEM	12	4	83	0	0.33
RICHMOND, L., USM	12	4	69	0	0.33
RASHAD, S., UCF	12	4	65	0	0.33
SKEHAN, David, TLN	12	4	41	1	0.33
ROSS, Kasey, ECU	13	4	128	2	0.31
BLACKSHIRE, B., TLS	13	4	26	0	0.31
PARKER, Pierre, ECU	13	4	5	0	0.31
HENDRIX, Caleb, USM	14	4	8	0	0.29

PUNT RETURNS	G	RET	YDS	TD	AVG
HIGGINS, J., UTEP	12	12	281	2	23.4
SPANN, E., MAR	12	12	144	0	12.0
MCDONALD, B., MEM	12	14	152	0	10.9
KING, Brandon, RICE	10	13	115	0	8.8
SMITH, Fred, TLN	12	22	191	0	8.7
FAULK, Jasper, USM	14	23	197	0	8.6
WARREN, Blake, SMU	12	21	174	0	8.3
MOSS, Idris, TLS	13	25	197	0	7.9
MARSHALL, V., HOU	14	20	148	0	7.4

KICKOFF RETURNS	G	RET	YDS	TD	AVG
GRANDBERRY, MEM	12	21	517	0	24.6
SANDERS, E., SMU	12	12	288	0	24.0
ELLIOTT, M., UAB	12	27	638	0	23.6
JOHNSON, Chris, ECU	12	21	482	1	23.0
SPANN, E., MAR	12	13	298	0	22.9
ALRIDGE, A., HOU	14	27	603	0	22.3
SUMRALL, B., USM	14	19	401	0	21.1
MOSS, Idris, TLS	13	18	378	0	21.0
FRANCIS, Curtis, UCF	12	21	434	0	20.7
SMALL, Chubb, MAR	12	18	361	0	20.1

PUNTING	G	PUNT	YDS	AVG
MORSTEAD, T., SMU	12	50	2191	43.8
DOUGHERTY, R., ECU	13	51	2226	43.6
GIBSON, M., MEM	12	42	1812	43.1
BECKMAN, C., TLN	12	52	2207	42.4
O'CONNOR, Ian, MAR	12	37	1520	41.1
MULLINS, Parker, UAB	12	58	2314	39.9
HORNE, Aaron, UCF	12	44	1742	39.6
SCRUGGS, J., RICE	13	63	2444	38.8
BAREFOOT, Britt, USM	14	52	2007	38.6
HOTCHKISS, R., UTEP	12	50	1813	36.3

FIELD GOALS	G	FG	FGA	PCT	FG/G
TORRES, Michael, UCF	11	17	24	70.8	1.55
LEE, Robert, ECU	10	14	23	60.9	1.40
SCHNEIDER, R., UTEP	12	16	20	80.0	1.33
REAGAN, Matt, MEM	10	12	17	70.6	1.20
McCALEB, D., USM	14	16	24	66.7	1.14
MORSTEAD, T., SMU	12	13	18	72.2	1.08
BELL, Ben, HOU	13	14	18	77.8	1.08
TRACY, Jarod, TLS	13	11	12	91.7	0.85
WATERS, Swayze, UAB	12	9	12	75.0	0.75
THEVENOT, Ross, TLN	12	9	15	60.0	0.75

SCORING	G	TD	XPT	FG	PTS	PTS/G
BRADSHAW, A., MAR	12	21	0	0	126	10.5
DILLARD, Jarett, RICE	13	21	0	0	126	9.7
HIGGINS, J., UTEP	12	15	0	0	90	7.5
TENNIAL, C., TLS	13	16	0	0	96	7.4
BELL, Ben, HOU	13	0	51	14	93	7.2
BATTLE, Jackie, HOU	13	15	0	0	90	6.9
TORRES, Michael, UCF	11	0	25	17	76	6.9
SCHNEIDER, R., UTEP	12	0	34	16	82	6.8
FORTÉ, Matt, TLN	9	10	0	0	60	6.7
McCALEB, D., USM	14	0	42	16	90	6.4

TACKLES	G	UA	A	TOTAL	TPG
COLLAVO, Troy, UTEP	12	42	83	125	10.4
STURDIVANT, Joe, SMU	12	80	29	109	9.1
RAINES, Brian, RICE	13	85	33	118	9.1
KEYES, Curtis, MAR	12	55	49	104	8.7
COUCH, Matt, MAR	12	35	61	96	8.0
COLEMAN, Nelson, TLS	13	43	55	98	7.5
McRATH, Gerald, USM	14	53	51	104	7.4
MCDONALD, B., MEM	12	45	39	84	7.0
SMITH, Wesley, MEM	10	36	33	69	6.9
DOWNS, Andray, RICE	13	62	26	88	6.8
GRANT, Heath, MEM	12	37	44	81	6.8
CARRINGTON, R., SMU	12	60	20	80	6.7
KEHAN, David, TLN	12	55	25	80	6.7
GULLEY, Will, HOU	13	46	40	86	6.6
SPILLMAN, C.J., MAR	12	38	41	79	6.6
McCLELLAN, A., MAR	12	38	39	77	6.4
ROUTE, Israel, TLN	11	56	14	70	6.4
MCCRARY, Q., MEM	11	29	41	70	6.4
FLESKOSKI, Joe, UTEP	12	35	40	75	6.2
COTTON, Quentin, ECU	11	35	33	68	6.2
LUBOJASKY, C., HOU	14	34	50	84	6.0
JOHNSON, Josh, MAR	12	25	47	72	6.0
McCRAy, Wilton, SMU	12	42	28	70	5.8
ALLEN, Trent, HOU	14	33	48	81	5.8
BUNTING, Nick, TLS	13	32	43	75	5.8

SACKS	G	UA	A	TOTAL
McCLELLAN, A., MAR	12	10	3	11.5
ROGERS, Justin, SMU	11	9	1	9.5
MUSE, Cory, SMU	10	6	2	7.0
GORDON, C., RICE	13	8	0	8.0
DOUZABLE, Leger, UCF	12	6	2	7.0
MCSWAIN, Larry, UAB	11	6	0	6.0
HUNT, Phillip, HOU	14	7	1	7.5
LATU, Robert, TLS	13	6	0	6.0
TERRELL, Greg, MEM	11	3	4	5.0
HAYWOOD, A., SMU	12	5	0	5.0

TACKLES FOR LOSS	G	TOTAL	AVG.
McCLELLAN, A., MAR	12	19.0	1.58
HAYWOOD, A., SMU	12	16.5	1.38
ROGERS, Justin, SMU	11	15.0	1.36
GORDON, Courtney, RICE	13	15.0	1.15
PRINCE, Martavious, USM	14	16.0	1.14
MUSE, Cory, SMU	10	10.5	1.05
RAINES, Brian, RICE	13	12.5	0.96
DOUZABLE, Leger, UCF	12	10.5	0.88
MCSWAIN, Larry, UAB	11	9.5	0.86
HENDERSON, Robert, USM	14	12.0	0.86

FUMBLES FORCED	G	TOTAL
RAINES, Brian, RICE	13	5
ROUTE, Israel, TLN	11	4
McCLELLAN, Albert, MAR	12	4
GREER, Shavar, MAR	12	4
STURDIVANT, Joe, SMU	12	3
SENDEJO, Andrew, RICE	12	3
SUMRALL, Brandon, USM	14	3
SMITH, Wesley, MEM	10	2
STEED, B.J., UAB	10	2
CHAVIS, Wendell, ECU	11	2

PASS BREAKUPS	G	TOTAL
HENDRIX, Caleb, USM	14	17
ROUTE, Israel, TLN	11	13
RASHAD, S., UCF	12	14
FAULK, Jasper, USM	14	15
ROSS, Kasey, ECU	13	13
DEMPS, Quintin, UTEP	12	12
JOHNSON, James, MAR	12	12
GASTON, Willie, HOU	14	13
SANDERS, Kevin, UAB	12	11
KING, Brandon, RICE	10	8

RUSHING OFFENSE	G	ATT	YDS	AVG	TD	YDS/G
Southern Miss	14	535	2378	4.4	23	169.9
Houston	14	490	2356	4.8	29	168.3
Marshall	12	406	2005	4.9	23	167.1
Tulsa	13	484	2107	4.4	30	162.1
UCF	12	442	1673	3.8	11	139.4
Rice	13	438	1703	3.9	15	131.0
UAB	12	432	1507	3.5	14	125.6
SMU	12	404	1503	3.7	7	125.2
East Carolina	13	450	1502	3.3	16	115.5
Memphis	12	372	1340	3.6	12	111.7
Tulane	12	353	1106	3.1	10	92.2
UTEP	12	289	701	2.4	8	58.4

PASS OFFENSE	G	ATT	CMP	INT	PCT	YDS	AVG	TD	YDS/G
UTEP	12	446	289	17	64.8	3744	8.4	29	312.0
Houston	14	445	300	5	67.4	3889	8.7	30	277.8
Tulane	12	440	245	12	55.7	2958	6.7	18	246.5
UCF	12	381	227	10	59.6	2805	7.4	14	233.8
East Carolina	13	430	248	11	57.7	3024	7.0	13	232.6
Tulsa	13	365	243	9	66.6	2944	8.1	16	226.5
Memphis	12	394	234	14	59.4	2695	6.8	21	224.6
Rice	13	435	248	14	57.0	2783	6.4	29	214.1
SMU	12	316	203	10	64.2	2331	7.4	29	194.2
Marshall	12	295	180	16	61.0	2247	7.6	16	187.2
UAB	12	304	177	12	58.2	2214	7.3	12	184.5
Southern Miss	14	353	198	7	56.1	2257	6.4	14	161.2

TOTAL OFFENSE	G	RUSH	PASS	PLAY	YDS	AVG/P	TD	YDS/G
Houston	14	2356	3889	935	6245	6.7	59	446.1
Tulsa	13	2107	2944	849	5051	5.9	46	388.5
UCF	12	1673	2805	823	4478	5.4	25	373.2
UTEP	12	701	3744	735	4445	6.0	37	370.4
Marshall	12	2005	2247	701	4252	6.1	39	354.3
East Carolina	13	1502	3024	880	4526	5.1	29	348.2
Rice	13	1703	2783	873	4486	5.1	44	345.1
Tulane	12	1106	2958	793	4064	5.1	28	338.7
Memphis	12	1340	2695	766	4035	5.3	33	336.2
Southern Miss	14	2378	2257	888	4635	5.2	37	331.1
SMU	12	1503	2331	720	3834	5.3	36	319.5
UAB	12	1507	2214	736	3721	5.1	26	310.1

SCORING OFFENSE	TD	XP	2XP	DXP	FG	SAF	PTS	AVG
Houston	60	55	1	0	15	0	462	33.0
Tulsa	47	45	0	0	11	0	360	27.7
UTEP	41	34	0	0	16	0	328	27.3
SMU	41	36	2	0	13	0	325	27.1
Rice	45	38	1	0	12	2	350	26.9
Marshall	43	36	1	0	5	0	311	25.9
Southern Miss	44	42	0	0	16	1	356	25.4
Memphis	34	30	1	0	15	0	281	23.4
East Carolina	33	31	0	0	17	0	280	21.5
UCF	26	25	0	0	17	0	232	19.3
UAB	28	22	1	0	11	0	225	18.8
Tulane	29	23	0	0	9	0	224	18.7

PUNT RETURNS	G	RET	YDS	TD	AVG
UTEP	12	13	260	2	20.0
UCF	12	18	257	1	14.3
Marshall	12	15	176	1	11.7
Memphis	12	15	155	0	10.3
Southern Miss	14	26	242	1	9.3
East Carolina	13	18	162	0	9.0
Tulane	12	22	191	0	8.7
SMU	12	23	180	0	7.8
Houston	14	21	160	0	7.6
Rice	13	28	201	0	7.2
Tulsa	13	29	206	0	7.1
UAB	12	16	73	0	4.6

KICKOFF RETURNS	G	RET	YDS	TD	AVG
SMU	12	44	1010	1	23.0
UAB	12	43	937	0	21.8
Houston	14	50	1072	0	21.4
Memphis	12	47	993	0	21.1
Marshall	12	43	892	0	20.7
East Carolina	13	36	708	1	19.7
Tulsa	13	36	706	0	19.6
UCF	12	43	831	0	19.3
Southern Miss	14	44	845	0	19.2
Rice	13	58	1096	0	18.9
UTEP	12	45	835	1	18.6
Tulane	12	49	853	0	17.4

RUSHING DEFENSE	G	RUSHES	YARDS	AVG	TD	YDS/G
SMU	12	403	1290	3.2	16	107.5
Southern Miss	14	456	1789	3.9	19	127.8
Tulsa	13	423	1796	4.2	17	138.2
Marshall	12	407	1681	4.1	22	140.1
Houston	14	479	2008	4.2	18	143.4
East Carolina	13	476	1887	4.0	17	145.2
UAB	12	409	1761	4.3	15	146.8
UCF	12	400	1791	4.5	16	149.2
Tulane	12	428	1794	4.2	23	149.5
UTEP	12	439	1829	4.2	26	152.4
Memphis	12	478	2136	4.5	20	178.0
Rice	13	463	2442	5.3	19	187.8

PASS EFF. DEF.	ATT	CMP	INT	PCT	YDS	TD	EFF
Southern Miss	393	206	17	52.4	2524	14	109.5
Tulsa	344	187	8	54.4	2063	13	112.6
East Carolina	376	222	16	59.0	2394	17	118.9
Houston	404	232	12	57.4	2912	21	129.2
SMU	418	268	11	64.1	2950	19	133.1
UTEP	396	256	15	64.6	2910	18	133.8
Marshall	397	253	12	63.7	3010	20	138.0
UCF	392	244	10	62.2	2986	22	139.6
UAB	317	200	12	63.1	2550	19	142.9
Tulane	386	247	8	64.0	3002	23	144.8
Rice	358	202	11	56.4	2946	32	148.9
Memphis	307	200	10	65.1	2768	24	160.2



TOTAL DEFENSE	RUSH	PASS	PLAYS	YARDS	AVG/P	TD	YDS/G
Tulsa	1796	2063	767	3859	5.0	30	296.8
Southern Miss	1789	2524	849	4313	5.1	33	308.1
East Carolina	1887	2394	852	4281	5.0	34	329.3
Houston	2008	2912	883	4920	5.6	39	351.4
SMU	1290	2950	821	4240	5.2	35	353.3
UAB	1761	2550	726	4311	5.9	34	359.2
Marshall	1681	3010	804	4691	5.8	42	390.9
UTEP	1829	2910	835	4739	5.7	44	394.9
UCF	1791	2986	792	4777	6.0	38	398.1
Tulane	1794	3002	814	4796	5.9	46	399.7
Memphis	2136	2768	785	4904	6.2	44	408.7
Rice	2442	2946	821	5388	6.6	51	414.5

SCORING DEFENSE	TD	XP	2XP	DXP	FG	SAF	PTS	AVG/G
Southern Miss	35	30	0	0	6	1	260	18.6
Tulsa	30	24	2	0	18	0	262	20.2
East Carolina	35	31	0	0	9	1	270	20.8
Houston	40	34	2	0	17	0	329	23.5
SMU	38	36	0	0	10	0	294	24.5
UAB	37	29	1	0	14	1	297	24.8
UCF	42	35	0	0	18	2	345	28.8
Marshall	43	39	2	0	16	1	351	29.2
Memphis	47	44	0	0	13	0	365	30.4
UTEP	46	41	3	0	16	2	375	31.2
Rice	54	49	1	0	19	0	432	33.2
Tulane	51	48	2	0	14	0	400	33.3

TURNOVER MARGIN	(Gained)			(Lost)			MAR
	FUM	INT	TOT	FUM	INT	TOT	
Houston	13	12	25	11	5	16	+9
Rice	18	11	29	7	14	21	+8
Southern Miss	8	17	25	12	7	19	+6
UAB	14	12	26	9	12	21	+5
East Carolina	11	16	27	12	11	23	+4
SMU	12	11	23	12	10	22	+1
UTEP	10	15	25	8	17	25	+0
Memphis	10	10	20	6	14	20	+0
Tulsa	6	8	14	10	9	19	-5
UCF	2	10	12	9	1	19	-7
Marshall	10	12	22	15	16	31	-9
Tulane	6	8	14	13	12	25	-11

PUNTING	PUNTS	AVG	PR	AVG	YDS/P
SMU	51	43.0	226	4.4	37.0
Memphis	43	42.3	156	3.6	35.8
East Carolina	52	42.8	271	5.2	35.3
Tulane	63	41.3	392	6.2	34.4
Southern Miss	53	38.3	213	4.0	33.9
Rice	66	38.3	197	3.0	33.8
UCF	46	37.9	129	2.8	33.8
UTEP	51	35.5	73	1.4	33.7
Marshall	40	38.0	94	2.3	33.7
UAB	59	39.2	203	3.4	33.4
Tulsa	48	38.2	175	3.6	33.3
Houston	41	37.9	281	6.9	30.0

FIELD GOALS	G	MADE	ATT	PCT.
Tulsa	13	11	12	.917
UTEP	12	16	20	.800
Houston	14	15	20	.750
SMU	12	13	18	.722
UCF	12	17	24	.708
UAB	12	11	16	.688
Memphis	12	15	22	.682
Southern Miss	14	16	24	.667
Rice	13	12	18	.667
East Carolina	13	17	28	.607
Tulane	12	9	15	.600
Marshall	12	5	13	.385

PAT KICKING	G	MADE	ATT	PCT.
East Carolina	13	31	31	1.000
UCF	12	25	25	1.000
Southern Miss	14	42	43	.977
SMU	12	36	37	.973
Houston	14	55	57	.965
Tulsa	13	45	47	.957
Rice	13	38	40	.950
Memphis	12	30	32	.938
UTEP	12	34	37	.919
Tulane	12	22	24	.917
Marshall	12	36	40	.900
Tulane	12	23	28	.821

FIRST DOWNS	G	RUSH	PASS	PEN	TOTAL
Houston	14	138	163	10	311
East Carolina	13	104	139	21	264
Southern Miss	14	133	106	25	264
Tulsa	13	111	137	10	258
Rice	13	99	125	30	254
UCF	12	89	134	8	231
Tulane	12	80	133	15	228
Memphis	12	81	117	24	222
UTEP	12	38	152	22	212
UAB	12	99	94	18	211
Marshall	12	96	101	13	210
SMU	12	85	101	19	205

3RD-DN CONVERSIONS	G	MADE	ATT	PCT.
Tulsa	13	74	161	46.0
Marshall	12	65	144	45.1
Houston	14	76	174	43.7
UCF	12	76	176	43.2
East Carolina	13	80	186	43.0
Southern Miss	14	75	181	41.4
Memphis	12	67	164	40.9
SMU	12	62	155	40.0
Tulane	12	69	173	39.9
Rice	13	68	182	37.4
UTEP	12	55	150	36.7
UAB	12	48	149	32.2

4TH-DN CONVERSIONS	G	MADE	ATT	PCT.
Memphis	12	14	22	63.6
Tulsa	13	13	21	61.9
Rice	13	10	17	58.8
Houston	14	19	33	57.6
UAB	12	10	18	55.6
East Carolina	13	10	18	55.6
UCF	12	10	24	41.7
Marshall	12	4	10	40.0
SMU	12	5	13	38.5
Southern Miss	14	6	18	33.3
Tulane	12	4	14	28.6
UTEP	12	3	13	23.1

PENALTIES	G	NO	YDS	AVG./G
Memphis	12	52	488	37.3
East Carolina	13	59	511	39.3
UCF	12	55	484	40.3
Southern Miss	14	75	589	42.1
Rice	13	75	557	42.8
Tulsa	13	66	572	44.0
Tulane	12	72	574	47.8
SMU	12	78	642	53.5
UTEP	12	73	651	54.2
Marshall	12	79	668	55.7
Houston	14	95	813	58.1
UAB	12	94	702	58.5

INDIVIDUAL GAME HIGHS

Points scored	30	Ahmad Bradshaw, Marshall vs. UTEP, Nov. 18, 2006
Touchdowns	5	Ahmad Bradshaw, Marshall vs. UTEP, Nov. 18, 2006
TD responsibility	6	Justin Willis, SMU vs. Sam Houston State, Sept. 16, 2006 [1r, 5p]
Points scored kicking	15	Robert Lee, East Carolina vs. Marshall, Nov. 11, 2006 [4fg, 3pat]
Total offense yards	450	Jordan Palmer, UTEP at UAB, Nov. 10, 2006 [-5r, 455p]
Total offense plays	70	Joel Armstrong, Rice vs. Troy, Dec. 22, 2006 [16r, 54p]
Total offense yards/play	31.0	Anthony Alridge, Houston vs. Tulane, Sept. 9, 2006 [5-155]
Rushing yards	261	Ahmad Bradshaw, Marshall vs. UTEP, Nov. 18, 2006
Rushing attempts	40	Ahmad Bradshaw, Marshall vs. UTEP, Nov. 18, 2006
Yards per rush	31.0	Anthony Alridge, Houston vs. Tulane, Sept. 9, 2006 [5-155]
Rushing TDs	5	Ahmad Bradshaw, Marshall vs. UTEP, Nov. 18, 2006
Longest rush	87	Anthony Alridge, Houston vs. Tulane, Sept. 9, 2006
Passing yards	455	Jordan Palmer, UTEP at UAB, Nov. 10, 2006
Passing attempts	54	Joel Armstrong, Rice vs. Troy, Dec. 22, 2006
Passing TDs	5	Justin Willis, SMU vs. Sam Houston State, Sept. 16, 2006
	5	Chase Clement, Rice at Army, Sept. 30, 2006
	5	Jordan Palmer, UTEP at UAB, Nov. 10, 2006
Longest pass	82	Martin Hankins, Memphis at UAB, Oct. 7, 2006
Passes completed	35	Joel Armstrong, Rice vs. Troy, Dec. 22, 2006
Had intercepted	5	Martin Hankins, Memphis at East Carolina, Sept. 16, 2006
	5	Joel Armstrong, Rice vs. Troy, Dec. 22, 2006
Receiving yards	223	Johnnie Lee Higgins, UTEP vs. New Mexico State, Sept. 30, 2006
Receptions	13	Johnnie Lee Higgins, UTEP vs. Texas Tech, Sept. 9, 2006
	13	Mike Walker, UCF vs. Rice, Oct. 21, 2006
	13	Aundrae Allison, East Carolina vs. SMU, Oct. 21, 2006
	13	Idris Moss, Tulsa at SMU, Nov. 18, 2006
Yards per catch	47.0	Donald Buckman, UTEP at UAB, Nov. 10, 2006 [2-94]
Receiving TDs	3	seven tied with (Jarrett Dillard, Rice - 4 times)
Longest reception	82	Ryan Scott, Memphis vs. UAB, Oct. 7, 2006
Field goal attempts	5	Robert Lee, East Carolina at UCF, Nov. 4, 2006
Field goals made	4	Robert Lee, East Carolina vs. Marshall, Nov. 11, 2006
	4	Michael Torres, UCF at Memphis, Nov. 11, 2006
Longest field goal	56	Reagan Schneider, UTEP vs. Memphis, Nov. 25, 2006
Punts	9	Aaron Horne, UCF at Florida, Sept. 9, 2006
Yards punted	369	Chris Beckman, Tulane vs. Houston, Nov. 9, 2006 [8-369]
Longest punt	73	Michael Gibson, Memphis vs. Tennessee, Sept. 30, 2006
Punting avg	55.7	Ryan Dougherty, East Carolina vs. Virginia, Oct. 7, 2006 [3-167]
Punt returns	6	Fred Smith, Tulane at UTEP, Oct. 14, 2006
Punt return yards	115	Jasper Faulk, Southern Miss vs. East Carolina, Oct. 28, 2006
Longest punt return	88	Johnnie Lee Higgins, UTEP vs. Tulane, Oct. 14, 2006
Punt return TDs	1	5 tied with
Punt return avg	50.5	Johnnie Lee Higgins, UTEP vs. Tulane, Oct. 14, 2006 [2-111]
Kick returns	7	Johnnie Lee Higgins, UTEP at Tulsa, Oct. 27, 2006
Kick return yards	138	Michael Grandberry, Memphis vs. UCF, Nov. 11, 2006
Kick return avg	59.0	Michael Grandberry, Memphis vs. UCF, Nov. 11, 2006
Longest kick return	100	Jessie Henderson, SMU at Tulane, Sept. 30, 2006
Kick return TDs	1	four tied with
Interceptions	3	Devin Lowery, SMU vs. Marshall, Oct. 15, 2006
Interception return yds	87	Eddie Hicks, Southern Miss vs. East Carolina, Oct. 28, 2006
Interception return avg	18.5	Quentin Demps, UTEP at San Diego State, Aug. 31, 2006 [2-37]
Longest interception rtn	87	Eddie Hicks, Southern Miss vs. East Carolina, Oct. 28, 2006
Interception return TDs	1	13 tied with
All-purpose yards	279	Vincent Marshall, Houston vs. South Carolina, Dec. 29, 2006
Tackles	21.0	Troy Collavo, UTEP vs. Rice, Nov. 4, 2006 [6-15]
Sacks	3.5	Leger Douzable, UCF vs. East Carolina, Nov. 4, 2006 [3-1]
	3.5	Albert McClellan, Marshall at East Carolina, Nov. 11, 2006 (6-1)
Tackles for loss	6.5	Albert McClellan, Marshall at East Carolina, Nov. 11, 2006 (6-1)

TEAM GAME HIGHS

Points	55	SMU vs. Arkansas State, Sept. 23, 2006
Points scored kicking	15	East Carolina vs. Marshall, Nov. 16, 2006 [4fg, 3pat]
Touchdowns	8	Marshall vs. Hofstra, Sept. 9, 2006
Total offense yards	621	Houston vs. Tulane Sept. 9, 2006 [244r, 377p]
Total offense plays	86	Rice at Tulane, Oct. 7, 2006 [39r, 47p]
	86	Tulane vs. Army, Oct. 28, 2006 (40r, 46 p)
Total offense yards/play	10.1	UTEP vs. New Mexico State, Sept. 30, 2006 [53-537]
Rushing yards	357	Houston at SMU, Nov. 11, 2006
Rushing attempts	54	Tulsa at East Carolina, Oct. 14, 2006
Yards per rush	8.2	Marshall vs. Hofstra, Sept. 9, 2006 [38-313]
Rushing TDs	6	Marshall vs. UTEP, Nov. 18, 2006
Longest rush	87	Houston vs. Tulane Sept. 9, 2006
Passing yards	455	UTEP at UAB, Nov. 10, 2006
Passing attempts	54	Tulane at UTEP, Oct. 14, 2006
	54	Rice vs. Troy, Dec. 22, 2006
Passing TDs	5	four tied with
Longest pass	82	Memphis at UAB, Oct. 8, 2006
Passes completed	35	UTEP vs. Texas Tech, Sept. 9, 2006
	35	Rice vs. Troy, Dec. 22, 2006
Had intercepted	5	Memphis at East Carolina, Sept. 16, 2006
	5	Rice vs. Troy, Dec. 22, 2006
Pass completion pct	85.7	SMU vs. Sam Houston State, Sept. 16, 2006 [18-21]
Yards per catch	27.0	Marshall vs. UTEP, Nov. 18, 2006 [8-214]
Field goal attempts	5	East Carolina at UCF (Nov. 4, 2006)
Field goals made	4	East Carolina vs. Marshall, Nov. 11, 2006
	4	UCF at Memphis, Nov. 11, 2006
Longest field goal	56	UTEP vs. Memphis (Nov. 25, 2006)
PAT kicks attempted	8	Marshall vs. Hofstra, Sept. 9, 2006
PAT kicks made	7	SMU vs. Arkansas State, Sept. 23, 2006
Punts	9	UCF at Florida, Sept. 9, 2006
Longest punt	73	Memphis vs. Tennessee, Sept. 30, 2006
Yards punted	369	Tulane at Houston, Sept. 9, 2006 [8-369]
Punting avg	50.9	Memphis vs. Tennessee, Sept. 30, 2006 [7-356]
Punt returns	6	Houston vs. Tulane, Sept. 9, 2006
	6	Tulane at UTEP, Oct. 14, 2006
Punt return yards	115	Southern Miss vs. East Carolina (Oct. 28, 2006)
Punt return avg	50.5	UTEP vs. Tulane, Oct. 14, 2006 [2-101]
Punt return TDs	1	five tied with
Longest punt return	88	UTEP vs. Tulane, Oct. 14, 2006
Kick returns	7	seven tied with
Kick return yards	197	UTEP vs. New Mexico State, Sept. 30, 2006
Kick return avg	59.0	Memphis at UTEP, Nov. 25, 2006 [2-118]
Longest kick return	100	SMU at Tulane, Sept. 30, 2006
Kick return TDs	1	three tied with
Interceptions	5	Memphis at East Carolina, Sept. 16, 2006
Interception return yds	155	East Carolina vs. Memphis, Sept. 16, 2006
Interception return avg	43.5	Southern Miss vs. East Carolina, Oct. 28, 2006 [2-87]
	43.5	Southern Miss vs. East Carolina, Oct. 28, 2006
Longest interception rtn	87	Southern Miss vs. East Carolina, Oct. 28, 2006
Interception return TDs	2	East Carolina vs. Memphis, Sept. 16, 2006
Fumbles lost	4	Marshall vs. Hofstra, Sept. 9, 2006
Fumbles recovered	4	SMU at Arkansas State, Sept. 23, 2006
Sacked by opp	7	Houston at Memphis, Nov. 18, 2006
QB sacks	7	Memphis vs. Houston, Nov. 18, 2006
Turnovers committed	6	Memphis at East Carolina, Sept. 16, 2006
Turnovers caused	6	East Carolina vs. Memphis, Sept. 16, 2006
First downs	35	Tulane vs. Army, Oct. 28, 2006
1st downs rushing	16	Houston at SMU, Nov. 11, 2006
1st downs passing	25	Tulane vs. Army, Oct. 28, 2006
1st downs by penalty	6	SMU at Tulane, Sept. 30, 2006
Penalties	13	Rice vs. Texas, Sept. 16, 2006
	13	Houston at Memphis, Nov. 18, 2006
Penalties yards	120	Marshall at West Virginia, Sept. 2, 2006

RUSHING						
	G	ATT	YDS	AVG	TD	YDS/G
BRADSHAW, A., MAR	8	181	1174	6.5	15	146.8
SMITH, Kevin, UCF	6	157	756	4.8	5	126.0
SMITH, Quinton, RICE	8	155	871	5.6	9	108.9
FLETCHER, D., USM	8	178	858	4.8	4	107.2
ALRIDGE, A., HOU	8	68	822	12.1	8	102.8
DOSS, Joseph, MEM	8	172	700	4.1	7	87.5
TENNIAL, C., TLS	8	146	671	4.6	12	83.9
BATTLE, Jackie, HOU	7	109	573	5.3	8	81.9
CLEMENT, C., RICE	7	96	417	4.3	4	59.6
FRACTIOUS, B., ECU	8	100	457	4.6	2	57.1

PASS EFFICIENCY								
	G	ATT	CMP	INT	PCT	YDS	TD	EFF
KOLB, Kevin, HOU	8	244	157	3	64.3	1992	17	153.5
WILLIS, Justin, SMU	7	192	125	4	65.1	1467	16	152.6
PALMER, Jordan, UTEP	8	286	183	6	64.0	2413	16	149.1
SKINNER, Jimmy, MAR	6	98	57	4	58.2	825	7	144.3
ISRAEL, Kyle, UCF	8	143	92	5	64.3	1230	6	143.4
SMITH, Paul, TLS	8	202	133	5	65.8	1607	6	137.5
MOFFETT, Steven, UCF	6	109	66	2	60.6	815	4	131.8
WILLIAMS, Chris, UAB	6	136	79	5	58.1	947	9	131.1
CLEMENT, Chase, RICE	7	226	124	5	54.9	1408	16	126.1
YOUNG, Jeremy, USM	8	150	86	2	57.3	873	9	123.4

TOTAL OFFENSE						
	G	RUSH	PASS	PLAYS	TOTAL	YDS/G
PALMER, Jordan, UTEP	8	99	2413	321	2314	289.2
CLEMENT, Chase, RICE	7	417	1408	322	1825	260.7
KOLB, Kevin, HOU	8	75	1992	314	2067	258.4
WILLIS, Justin, SMU	7	285	1467	294	1752	250.3
PINKNEY, James, ECU	8	170	1684	306	1854	231.8
SMITH, Paul, TLS	8	223	1607	272	1830	228.8
HANKINS, Martin, MEM	8	-10	1788	298	1778	222.2
RICARD, Lester, TLN	8	-66	1761	323	1695	211.9
WILLIAMS, Chris, UAB	6	130	947	185	1077	179.5
ISRAEL, Kyle, UCF	8	93	1230	177	1323	165.4

RECEPTIONS/GAME						
	G	REC	YDS	TD	AVG/C	YDS/G
WALKER, Mike, UCF	8	58	862	5	14.9	7.25
ALLISON, Aundre, ECU	7	46	472	2	10.3	6.57
HIGGINS, J., UTEP	8	52	826	7	15.9	6.50
DILLARD, Jarett, RICE	8	48	699	14	14.6	6.00
MARSHALL, V., HOU	8	45	459	5	10.2	5.62
MOSS, Idris, TLS	8	43	522	1	12.1	5.38
SCOTT, Ryan, MEM	8	37	405	2	10.9	4.62
SANDERS, E., SMU	8	34	500	7	14.7	4.25
WILLIAMS, J., TLN	8	33	388	2	11.8	4.12
EDWARDS, Willie, UAB	8	32	604	2	18.9	4.00

REC. YDS/GAME						
	G	REC	YDS	TD	AVG/C	YDS/G
WALKER, Mike, UCF	8	58	862	5	14.9	107.8
HIGGINS, J., UTEP	8	52	826	7	15.9	103.2
DILLARD, Jarett, RICE	8	48	699	14	14.6	87.4
EDWARDS, Willie, UAB	8	32	604	2	18.9	75.5
SLATE, Cody, MAR	8	31	549	5	17.7	68.6
ALLISON, Aundre, ECU	7	46	472	2	10.3	67.4
MOSS, Idris, TLS	8	43	522	1	12.1	65.2
SANDERS, E., SMU	8	34	500	7	14.7	62.5
AVERY, Donnie., HOU	8	32	494	3	15.4	61.8
ROSS, Rocky, UCF	8	32	479	2	15.0	59.9

ALL-PURPOSE							
	G	RUSH	RCV	PR	KR	YDS	AVG/G
ALRIDGE, A., HOU	8	822	132	0	406	1360	170.0
BRADSHAW, A., MAR	8	1174	88	6	0	1268	158.5
HIGGINS, J., UTEP	8	-2	826	231	152	1207	150.9
SMITH, Quinton, RICE	8	871	255	0	49	1175	146.9
SMITH, Kevin, UCF	6	756	109	0	0	865	144.2
MOSS, Idris, TLS	8	49	522	131	322	1024	128.0
FLETCHER, D., USM	8	858	37	0	0	895	111.9
WALKER, Mike, UCF	8	0	862	0	0	862	107.8
DOSS, Joseph, MEM	8	700	158	0	0	858	107.2
JOHNSON, Chris, ECU	8	283	143	0	383	809	101.1

INTERCEPTIONS					
	G	INT	YDS	TD	INT/G
GULLEY, Will, HOU	8	4	25	0	0.50
DEMPS, Quintin, UTEP	8	4	24	0	0.50
PARKER, Pierre, ECU	8	4	5	0	0.50
MCDONALD, B., MEM	8	3	53	0	0.38
SKEHAN, David, TLN	8	3	30	1	0.38
LOWERY, Devin, SMU	8	3	15	0	0.38
HENDRIX, Caleb, USM	8	3	8	0	0.38
KING, Brandon, RICE	6	2	37	0	0.33
RICHMOND, L., USM	7	2	31	0	0.29
PATTERSON, B., MEM	7	2	29	0	0.29

PUNT RETURNS					
	G	RET	YDS	TD	AVG
HIGGINS, J., UTEP	8	10	231	2	23.1
KING, Brandon, RICE	6	10	109	0	10.9
FAULK, Jasper, USM	8	20	181	0	9.1
MOSS, Idris, TLS	8	16	131	0	8.2
WARREN, Blake, SMU	8	13	102	0	7.8
SHEPHERD, J., RICE	7	8	51	0	6.4
SMITH, Fred, TLN	8	14	86	0	6.1
MARSHALL, V., HOU	8	13	73	0	5.6

KICKOFF RETURNS					
	G	RET	YDS	TD	AVG
JOHNSON, Chris, ECU	8	14	383	1	27.4
GRANDBERRY, MEM	8	17	440	0	25.9
ELLIOTT, M., UAB	8	20	499	0	25.0
SANDERS, E., SMU	8	11	245	0	22.3
SUMRALL, B., USM	8	11	238	0	21.6
MOSS, Idris, TLS	8	15	322	0	21.5
FERGUSON, J., UTEP	8	8	171	0	21.4
ALRIDGE, A., HOU	8	19	406	0	21.4
SPANN, E., MAR	8	8	166	0	20.8
DOUGLAS, Chris, RICE	7	9	184	0	20.4

PUNTING				
	G	PUNT	YDS	AVG
MORSTEAD, T., SMU	8	33	1460	44.2
DOUGHERTY, R., ECU	8	27	1155	42.8
BECKMAN, Chris, TLN	8	44	1870	42.5
GIBSON, Michael, MEM	8	27	1088	40.3
HORNE, Aaron, UCF	8	27	1076	39.9
SCRUGGS, J., RICE	8	35	1391	39.7
LAIRD, Justin, HOU	8	24	947	39.5
MULLINS, Parker, UAB	8	36	1382	38.4
BAREFOOT, Britt, USM	8	36	1322	36.7
HOTCHKISS, R., UTEP	8	39	1402	35.9

FIELD GOALS					
	G	FG	FGA	PCT	FG/G
TORRES, Michael, UCF	8	16	21	76.2	2.00
LEE, Robert, ECU	6	11	17	64.7	1.83
BELL, Ben, HOU	7	10	12	83.3	1.43
SCHNEIDER, R., UTEP	8	10	12	83.3	1.25
MORSTEAD, T., SMU	8	9	13	69.2	1.12
REAGAN, Matt, MEM	8	9	14	64.3	1.12
TRACY, Jarod, TLS	8	8	8	100.0	1.00
WATERS, Swayze, UAB	8	8	10	80.0	1.00
McCALEB, D., USM	8	8	13	61.5	1.00
FANGMEIER, C., RICE	7	6	9	66.7	0.86

SCORING						
	G	TD	XPT	FG	PTS	PTS/G
BRADSHAW, A., MAR	8	17	0	0	102	12.8
DILLARD, Jarett, RICE	8	14	0	0	84	10.5
TENNIAL, C., TLS	8	13	0	0	78	9.8
SMITH, Quinton, RICE	8	11	0	0	68	8.5
BELL, Ben, HOU	7	0	28	10	58	8.3
TORRES, Michael, UCF	8	0	17	16	65	8.1
LEE, Robert, ECU	6	0	13	11	46	7.7
BATTLE, Jackie, HOU	7	8	0	0	48	6.9
ALRIDGE, A., HOU	8	9	0	0	54	6.8
HIGGINS, J., UTEP	8	9	0	0	54	6.8

TACKLES	G	UA	A	TOTAL	TPG
COLLAVO, Troy, UTEP	8	29	58	87	10.9
STURDIVANT, J., SMU	8	59	23	82	10.2
KEYES, Curtis, MAR	8	44	37	81	10.1
RAINES, Brian, RICE	8	56	23	79	9.9
COUCH, Matt., MAR	8	28	45	73	9.1
SPILLMAN, C.J., MAR	8	31	34	65	8.1
McRATH, Gerald, USM	8	31	34	65	8.1
SMITH, Wesley, MEM	7	29	25	54	7.7
ROUTE, Israel, TLN	8	47	12	59	7.4
COLEMAN, Nelson, TLS	8	20	39	59	7.4
SKEHAN, David, TLN	8	40	18	58	7.2
CARRINGTON, R., SMU	8	44	14	58	7.2
GULLEY, Will, HOU	8	34	24	58	7.2
DOWNS, Andray, RICE	8	36	21	57	7.1
VENSON, Jason, UCF	8	37	19	56	7.0
McCLELLAN, A., MAR	8	25	29	54	6.8
McDONALD, B., MEM	8	30	24	54	6.8
GRANT, Heath, MEM	8	27	26	53	6.6
BELL, Pierre, ECU	7	26	20	46	6.6
JOHNSON, Josh, MAR	8	18	34	52	6.5
HENDERSON, Joe, UAB	8	35	16	51	6.4
COTTON, Quentin, ECU	7	23	21	44	6.3
SUMRALL, B., USM	8	29	20	49	6.1
ALEXANDER, K., TLS	8	27	22	49	6.1
DUNBAR, Will, UAB	8	34	15	49	6.1
JOHNSON, James, MAR	8	32	17	49	6.1

SACKS	G	UA	A	TOTAL
McCLELLAN, A., MAR	8	9	2	10.0
MUSE, Cory, SMU	6	5	2	6.0
ROGERS, Justin, SMU	7	6	1	6.5
HUNT, Phillip, HOU	8	5	1	5.5
HAYWOOD, A., SMU	8	5	0	5.0
GORDON, Court, RICE	8	5	0	5.0
LATU, Robert, TLS	8	5	0	5.0
DOUZABLE, Leger, UCF	8	3	2	4.0
RUCKER, Marcus, RICE	8	4	0	4.0
MORTON, Frank, TLN	8	4	0	4.0

TACKLES FOR LOSS	G	TOTAL	AVG.
McCLELLAN, A., MAR	8	16.0	2.00
ROGERS, Justin, SMU	7	11.5	1.64
HAYWOOD, A., SMU	8	13.0	1.62
MUSE, Cory, SMU	6	9.0	1.50
HENDERSON, Robert, USM	8	10.0	1.25
GORDON, Courtney, RICE	8	9.0	1.12
MORTON, Frank, TLN	8	8.5	1.06
HENDERSON, Joe, UAB	8	8.5	1.06
LATU, Robert, TLS	8	7.5	0.94
McCRAY, Wilton, SMU	8	7.0	0.88

FUMBLES FORCED	G	TOTAL
McCLELLAN, A., MAR	8	4
ROUTE, Israel, TLN	8	4
GREER, Shavar, MAR	8	3
RAINES, Brian, RICE	8	3
CHAVIS, Wendell, ECU	7	2
SENDEJO, Andrew, RICE	7	2
STEED, B.J., UAB	7	2
RICHMOND, LeVance, USM	7	2
SMITH, Wesley, MEM	7	2
STURDIVANT, Joe, SMU	8	5

PASS BREAKUPS	G	TOTAL
ROUTE, Israel, TLN	8	11
HENDRIX, Caleb, USM	8	10
KING, Brandon, RICE	6	7
RASHAD, S., UCF	8	9
GULLEY, Will, HOU	8	8
STURDIVANT, Joe, SMU	8	7
ROSS, Kasey., ECU	8	8
SANDERS, Kevin, UAB	8	7
VENSON, Jason, UCF	8	7
FERGUSON, Josh, UTEP	8	8

RUSHING OFFENSE	G	ATT	YDS	AVG	TD	YDS/G
Houston	8	300	1582	5.3	18	197.8
Tulsa	8	321	1469	4.6	22	183.6
Rice	8	301	1382	4.6	14	172.8
Southern Miss	8	305	1373	4.5	11	171.6
Marshall	8	264	1362	5.2	18	170.2
UCF	8	304	1297	4.3	8	162.1
UAB	8	282	1069	3.8	10	133.6
East Carolina	8	283	999	3.5	10	124.9
Memphis	8	252	923	3.7	10	115.4
SMU	8	273	853	3.1	5	106.6
Tulane	8	215	582	2.7	5	72.8
UTEP	8	194	398	2.1	5	49.8

PASS OFFENSE	G	ATT	CMP	INT	PCT	YDS	AVG	TD	YDS/G
UTEP	8	302	190	9	62.9	2531	8.4	18	316.4
UCF	8	252	158	7	62.7	2045	8.1	10	255.6
Houston	8	249	160	3	64.3	2019	8.1	17	252.4
Tulane	8	299	164	9	54.8	1849	6.2	10	231.1
Memphis	8	286	166	12	58.0	1848	6.5	13	231.0
East Carolina	8	245	153	9	62.4	1758	7.2	7	219.8
Rice	8	264	143	8	54.2	1710	6.5	19	213.8
UAB	8	224	131	9	58.5	1690	7.5	10	211.2
Marshall	8	198	119	12	60.1	1671	8.4	12	208.9
Tulsa	8	204	135	5	66.2	1659	8.1	6	207.4
SMU	8	219	138	7	63.0	1622	7.4	18	202.8
Southern Miss	8	203	113	3	55.7	1228	6.0	11	153.5

TOTAL OFFENSE	G	RUSH	PASS	PLAYS	YDS	AVG/P	TD	YDS/G
Houston	8	1582	2019	549	3601	6.6	35	450.1
UCF	8	1297	2045	556	3342	6.0	18	417.8
Tulsa	8	1469	1659	525	3128	6.0	28	391.0
Rice	8	1382	1710	565	3092	5.5	33	386.5
Marshall	8	1362	1671	462	3033	6.6	30	379.1
UTEP	8	398	2531	496	2929	5.9	23	366.1
Memphis	8	923	1848	538	2771	5.2	23	346.4
UAB	8	1069	1690	506	2759	5.5	20	344.9
East Carolina	8	999	1758	528	2757	5.2	17	344.6
Southern Miss	8	1373	1228	508	2601	5.1	22	325.1
SMU	8	853	1622	492	2475	5.0	2	309.4
Tulane	8	582	1849	514	2431	4.7	15	303.9

SCORING OFFENSE	TD	XP	2XP	DXP	FG	SAF	PTS	AVG
Houston	35	32	0	0	11	0	275	34.4
Rice	33	27	1	0	8	2	255	31.9
Marshall	32	27	1	0	4	0	233	29.1
Tulsa	29	28	0	0	8	0	226	28.2
SMU	27	23	2	0	9	0	216	27.0
Southern Miss	27	25	0	0	8	1	13	26.6
UTEP	25	22	0	0	10	0	202	25.2
Memphis	24	22	0	0	9	0	193	24.1
East Carolina	21	20	0	0	14	0	188	23.5
UAB	22	16	1	0	9	0	177	22.1
UCF	18	17	0	0	16	0	173	21.6
Tulane	16	16	0	0	6	0	130	16.2

PUNT RETURNS	G	RET	YDS	TD	AVG
UTEP	8	11	210	2	19.1
UCF	8	13	175	0	13.5
Memphis	8	7	82	0	11.7
Southern Miss	8	22	225	1	10.2
Marshall	8	7	65	0	9.3
Rice	8	21	190	0	9.0
Tulsa	8	17	135	0	7.9
East Carolina	8	9	70	0	7.8
SMU	8	14	108	0	7.7
Tulane	8	14	86	0	6.1
Houston	8	14	85	0	6.1
UAB	8	10	57	0	5.7

KICKOFF RETURNS	G	RET	YDS	TD	AVG
East Carolina	8	21	485	1	23.1
UAB	8	33	749	0	22.7
SMU	8	33	710	1	21.5
Marshall	8	31	660	0	21.3
Memphis	8	36	756	0	21.0
Tulsa	8	23	468	0	20.3
Houston	8	27	528	0	19.6
UCF	8	30	585	0	19.5
Southern Miss	8	25	482	0	19.3
Rice	8	33	632	0	19.2
Tulane	8	35	639	0	18.3
UTEP	8	32	515	0	16.1

RUSHING DEFENSE	G	RUSHES	YARDS	AVG	TD	YDS/G
SMU	8	276	849	3.1	12	106.1
Houston	8	257	901	3.5	11	112.6
East Carolina	8	265	915	3.5	7	114.4
Southern Miss	8	278	959	3.4	11	119.9
Tulsa	8	241	988	4.1	9	123.5
Marshall	8	286	1099	3.8	12	137.4
UCF	8	250	1145	4.6	10	143.1
Tulane	8	300	1231	4.1	13	153.9
UAB	8	266	1248	4.7	9	156.0
Rice	8	266	1260	4.7	9	157.5
Memphis	8	302	1337	4.4	14	167.1
UTEP	8	307	1357	4.4	19	169.6

PASS EFF. DEF.	ATT	CMP	INT	PCT	YDS	TD	EFF
Southern Miss	210	108	8	51.4	1405	5	107.9
Tulsa	240	124	3	51.7	1369	8	108.1
Houston	239	134	8	56.1	1538	9	115.9
East Carolina	268	158	12	59.0	1711	12	118.4
UCF	273	162	6	59.3	1773	11	122.8
UTEP	221	133	1	60.2	1657	10	129.0
SMU	268	172	7	64.2	2005	13	137.8
Marshall	270	179	10	66.3	2054	14	139.9
Tulane	280	179	5	63.9	2143	15	142.3
Rice	245	137	8	55.9	2056	21	148.2
UAB	219	143	9	65.3	1939	17	157.1
Memphis	212	141	7	66.5	1980	16	163.3



TOTAL DEFENSE	RUSH	PASS	PLAYS	YARDS	AVG/P	TD	YDS/G
Tulsa	988	1369	481	2357	4.9	17	294.6
Southern Miss	959	1405	488	2364	4.8	16	295.5
Houston	901	1538	496	2439	4.9	20	304.9
East Carolina	915	1711	533	2626	4.9	19	328.2
SMU	849	2005	544	2854	5.2	25	356.8
UCF	1145	1773	523	2918	5.6	21	364.8
UTEP	1357	1657	528	3014	5.7	29	376.8
Marshall	1099	2054	556	3153	5.7	26	394.1
UAB	1248	1939	485	3187	6.6	26	398.4
Rice	1260	2056	511	3316	6.5	30	414.5
Memphis	1337	1980	514	3317	6.5	30	414.6
Tulane	1231	2143	580	3374	5.8	28	421.8

SCORING DEFENSE	TD	XP	2XP	DXP	FG	SAF	PTS	AVG/G
Southern Miss	18	15	0	0	3	0	132	16.5
East Carolina	20	17	0	0	5	1	154	19.2
Tulsa	17	13	2	0	12	0	155	19.4
Houston	21	20	0	0	9	0	173	21.6
UCF	24	19	0	0	16	0	211	26.4
SMU	27	26	0	0	8	0	212	26.5
UAB	28	21	1	0	9	1	220	27.5
Marshall	27	25	1	0	11	0	222	27.8
Rice	31	28	0	0	10	0	244	30.5
UTEP	31	29	1	0	9	1	246	30.8
Memphis	33	31	0	0	9	0	256	32.0
Tulane	32	31	0	0	11	0	256	32.0

TURNOVER MARGIN	(Gained)			(Lost)			MAR
	FUM	INT	TOT	FUM	INT	TOT	
Houston	9	8	17	6	3	9	+8
Southern Miss	7	8	15	5	3	8	+7
Rice	9	8	17	3	8	11	+6
East Carolina	8	12	20	8	9	17	+3
UTEP	8	10	18	6	9	15	+3
UAB	9	9	18	6	9	15	+3
SMU	6	7	13	8	7	15	-2
Memphis	7	7	14	4	12	16	-2
Marshall	7	10	17	9	12	21	-4
Tulsa	4	3	7	9	5	14	-7
UCF	0	6	6	6	7	13	-7
Tulane	4	5	9	8	9	17	-8

PUNTING	PUNTS	YDS	PR	AVG	YDS/P
SMU	33	1460	163	4.9	37.5
Marshall	21	841	66	3.1	35.0
Rice	37	1453	111	3.0	34.6
Tulane	46	1908	295	6.4	34.6
UAB	36	1382	19	0.5	34.5
UCF	28	1076	78	2.8	33.5
East Carolina	27	1155	174	6.4	33.4
Tulsa	26	972	69	2.7	33.2
UTEP	40	1402	63	1.6	33.0
Southern Miss	36	1322	122	3.4	32.8
Memphis	28	1093	108	3.9	32.3
Houston	25	947	220	8.8	28.3

FIELD GOALS	G	MADE	ATT	PCT.
Tulsa	8	8	8	1.000
UTEP	8	10	12	.833
Houston	8	11	14	.786
UCF	8	16	21	.762
UAB	8	9	12	.750
SMU	8	9	13	.692
East Carolina	8	14	21	.667
Tulane	8	6	9	.667
Memphis	8	9	14	.643
Rice	8	8	13	.615
Southern Miss	8	8	13	.615
Marshall	8	4	10	.400

PAT KICKING	G	MADE	ATT	PCT.
SMU	8	23	23	1.000
East Carolina	8	20	20	1.000
UCF	8	17	17	1.000
Tulane	8	16	16	1.000
Tulsa	8	28	29	.966
Southern Miss	8	25	26	.962
Memphis	8	22	23	.957
UTEP	8	22	23	.957
Houston	8	32	34	.941
Rice	8	27	29	.931
Marshall	8	27	29	.931
UAB	8	16	18	.889

FIRST DOWNS	G	RUSH	PASS	PEN	TOTAL
Rice	8	77	77	17	171
Houston	8	82	86	2	170
UCF	8	64	95	4	163
Tulsa	8	75	80	6	161
East Carolina	8	65	82	11	158
Southern Miss	8	79	57	18	154
Memphis	8	60	76	16	152
UAB	8	70	73	7	150
Marshall	8	63	77	4	144
SMU	8	55	72	16	143
Tulane	8	49	82	10	141
UTEP	8	25	97	16	138

3RD-DN CONVERSIONS	G	MADE	ATT	PCT.
Tulsa	8	48	96	50.0
Marshall	8	44	91	48.4
Houston	8	48	107	44.9
UCF	8	51	116	44.0
East Carolina	8	48	111	43.2
Southern Miss	8	43	102	42.2
Memphis	8	49	119	41.2
SMU	8	42	105	40.0
Rice	8	45	113	39.8
Tulane	8	42	114	36.8
UAB	8	37	101	36.6
UTEP	8	36	104	34.6

4TH-DN CONVERSIONS	G	MADE	ATT	PCT.
Memphis	8	13	19	68.4
Rice	8	7	12	58.3
UAB	8	8	14	57.1
Houston	8	8	17	47.1
Tulsa	8	5	11	45.5
East Carolina	8	4	9	44.4
UCF	8	5	13	38.5
SMU	8	3	9	33.3
Marshall	8	2	6	33.3
Tulane	8	4	12	33.3
Southern Miss	8	2	7	28.6
UTEP	8	2	10	20.0

PENALTIES	G	NO	YDS	AVG./G
Rice	8	32	230	28.8
Memphis	8	33	296	37.0
Southern Miss	8	38	302	37.8
UCF	8	35	324	40.5
East Carolina	8	39	329	41.1
Marshall	8	43	356	44.5
Tulsa	8	46	398	49.8
SMU	8	50	403	50.4
Tulane	8	52	413	51.6
UTEP	8	51	459	57.4
UAB	8	62	471	58.9
Houston	8	63	551	68.9

INDIVIDUAL GAME HIGHS

Points scored	30	Ahmad Bradshaw, Marshall vs. UTEP, Nov. 18, 2006
Touchdowns	5	Ahmad Bradshaw, Marshall vs. UTEP, Nov. 18, 2006
TD responsibility	5	Chase Clement, Rice vs. UAB, Oct. 14, 2006 [2r, 3p]
	5	Jordan Plamer, UTEP at UAB, Nov. 10, 2006 {5 p}
	5	Ahmad Bradshaw, Marshall vs. UTEP, Nov. 18, 2006 [5 r]
Points scored kicking	15	Robert Lee, East Carolina vs. Marshall, Nov. 11, 2006 [4fg, 3pat]
Total offense yards	450	Jordan Palmer, UTEP at UAB, Nov. 10, 2006 [-5r, 455p]
Total offense plays	66	Chase Clement, Rice at Tulane, Oct. 7, 2006 [19r, 47p]
Total offense yards/play	31.0	Anthony Alridge, Houston vs. Tulane, Sept. 9, 2006 [5-155]
Rushing yards	261	Ahmad Bradshaw, Marshall vs. UTEP, Nov. 18, 2006
Rushing attempts	40	Ahmad Bradshaw, Marshall vs. UTEP, Nov. 18, 2006
Yards per rush	31.0	Anthony Alridge, Houston vs. Tulane, Sept. 9, 2006 [5-155]
Rushing TDs	5	Ahmad Bradshaw, Marshall vs. UTEP, Nov. 18, 2006
Longest rush	87	Anthony Alridge, Houston vs. Tulane, Sept. 9, 2006
Passing yards	455	Jordan Palmer, UTEP at UAB, Nov. 10, 2006
Passing attempts	49	Lester Ricard, Tulane at UTEP, Oct. 14, 2006
Passing TDs	5	Jordan Palmer, UTEP at UAB, Nov. 10, 2006
Longest pass	82	Martin Hankins, Memphis at UAB, Oct. 7, 2006
Passes completed	33	Jordan Palmer, UTEP at Marshall, Nov. 18, 2006
Had intercepted	5	Martin Hankins, Memphis at East Carolina, Sept. 16, 2006
Receiving yards	181	Johnnie Lee Higgins, UTEP at UAB, Nov. 10, 2006
Receptions	13	Mike Walker, UCF vs. Rice, Oct. 21, 2006
	13	Aundrea Allison, East Carolina vs. SMU, Oct. 21, 2006
	13	Idris Moss, Tulsa at SMU, Nov. 18, 2006
Yards per catch	47.0	Donald Buckman, UTEP at UAB, Nov. 10, 2006 [2-94]
Receiving TDs	3	four tied with (Jarrett Dillard, Rice – 3 times)
Longest reception	82	Ryan Scott, Memphis vs. UAB, Oct. 7, 2006
Field goal attempts	5	Robert Lee, East Carolina at UCF, Nov. 4, 2006
Field goals made	4	Robert Lee, East Carolina vs. Marshall, Nov. 11, 2006
	4	Michael Torres, UCF at Memphis, Nov. 11, 2006
Longest field goal	56	Reagan Schneider, UTEP vs. Memphis, Nov. 25, 2006
Punts	8	four tied with
Yards punted	369	Chris Beckman, Tulane vs. Houston, Nov. 9, 2006 [8-369]
Longest punt	69	Ian O'Connor, Marshall vs. UCF, Oct. 4, 2006
Punting avg	51.5	Aaron Horne, UCF vs. UAB, Nov. 25, 2006 [2-103]
Punt returns	6	Fred Smith, Tulane at UTEP, Oct. 14, 2006
Punt return yards	115	Jasper Faulk, Southern Miss vs. East Carolina, Oct. 28, 2006
Longest punt return	88	Johnnie Lee Higgins, UTEP vs. Tulane, Oct. 14, 2006
Punt return TDs	1	5 tied with
Punt return avg	50.5	Johnnie Lee Higgins, UTEP vs. Tulane, Oct. 14, 2006 [2-111]
Kick returns	7	Johnnie Lee Higgins, UTEP at Tulsa, Oct. 27, 2006
Kick return yards	138	Michael Grandberry, Memphis vs. UCF, Nov. 11, 2006
Kick return avg	59.0	Michael Grandberry, Memphis vs. UCF, Nov. 11, 2006
Longest kick return	100	Jessie Henderson, SMU at Tulane, Sept. 30, 2006
Kick return TDs	1	four tied with
Interceptions	3	Devin Lowery, SMU vs. Marshall, Oct. 15, 2006
Interception return yds	87	Eddie Hicks, Southern Miss vs. East Carolina, Oct. 28, 2006
Interception return avg	8.5	Will Gulley, Houston at Memphis, Nov. 18, 2006 [2-17]
Longest interception rtn	87	Eddie Hicks, Southern Miss vs. East Carolina, Oct. 28, 2006
Interception return TDs	1	13 tied with
All-purpose yards	270	Anthony Alridge, Houston at SMU, Nov. 11, 2006
Tackles	21.0	Troy Collavo, UTEP vs. Rice, Nov. 4, 2006 [6-15]
Sacks	3.5	Leger Douzable, UCF vs. East Carolina, Nov. 4, 2006 [3-1]
	3.5	Albert McClellan, Marshall at East Carolina, Nov. 11, 2006 (6-1)
Tackles for loss	6.5	Albert McClellan, Marshall at East Carolina, Nov. 11, 2006 (6-1)

TEAM GAME HIGHS

Points	51	Houston vs. UCF, Oct. 28, 2006
Points scored kicking	15	East Carolina vs. Marshall, Nov. 16, 2006 [4fg, 3pat]
Touchdowns	7	Houston vs. UCF, Oct. 28, 2006
	7	Marshall vs. UTEP, Nov. 18, 2006
Total offense yards	621	Houston vs. Tulane Sept. 9, 2006 [244r, 377p]
Total offense plays	86	Rice at Tulane, Oct. 7, 2006 [39r, 47p]
Total offense yards/play	8.2	Marshall at UAB, Oct. 21, 2006 [58-473]
Rushing yards	357	Houston at SMU, Nov. 11, 2006
Rushing attempts	54	Tulsa at East Carolina, Oct. 14, 2006
Yards per rush	7.4	Houston at SMU, Nov. 11, 2006 [48-357]
Rushing TDs	6	Marshall vs. UTEP, Nov. 18, 2006
Longest rush	87	Houston vs. Tulane Sept. 9, 2006
Passing yards	455	UTEP at UAB, Nov. 10, 2006
Passing attempts	54	Tulane at UTEP, Oct. 14, 2006
Passing TDs	5	UTEP at UAB, Nov. 10, 2006
Longest pass	82	Memphis at UAB, Oct. 8, 2006
Passes completed	33	UTEP at Marshall, Nov. 18, 2006
Had intercepted	5	Memphis at East Carolina, Sept. 16, 2006
Pass completion pct	85.0	Tulsa at Memphis, Oct. 21, 2006 [17-20]
Yards per catch	27.0	Marshall vs. UTEP, Nov. 18, 2006 [8-214]
Field goal attempts	5	East Carolina at UCF, Nov. 4, 2006
Field goals made	4	East Carolina vs. Marshall, Nov. 11, 2006
	4	UCF at Memphis, Nov. 11, 2006
Longest field goal	56	UTEP vs. Memphis, Nov. 25, 2006
PAT kicks attempted	7	Houston vs. UCF, Oct. 28, 2006
PAT kicks made	6	five tied with
Punts	8	five tied with
Longest punt	69	Marshall vs. UCF, Oct. 4, 2006
Yards punted	369	Tulane at Houston, Sept. 9, 2006 [8-369]
Punting avg	50.9	Memphis vs. Tennessee, Sept. 30, 2006 [7-356]
Punt returns	6	Houston vs. Tulane, Sept. 9, 2006
	6	Tulane at UTEP, Oct. 14, 2006
Punt return yards	115	Southern Miss vs. East Carolina (Oct. 28, 2006)
Punt return avg	50.5	UTEP vs. Tulane, Oct. 14, 2006 [2-101]
Punt return TDs	1	five tied with
Longest punt return	88	UTEP vs. Tulane, Oct. 14, 2006
Kick returns	7	four tied with
Kick return yards	167	Memphis vs. UCF, Nov. 11, 2006
Kick return avg	59.0	Memphis at UTEP, Nov. 25, 2006 [2-118]
Longest kick return	100	SMU at Tulane, Sept. 30, 2006
Kick return TDs	1	three tied with
Interceptions	5	Memphis at East Carolina, Sept. 16, 2006
Interception return yds	155	East Carolina vs. Memphis, Sept. 16, 2006
Interception return avg	43.5	Southern Miss vs. East Carolina, Oct. 28, 2006 [2-87]
Longest interception rtn	87	Southern Miss vs. East Carolina, Oct. 28, 2006
Interception return TDs	2	East Carolina vs. Memphis, Sept. 16, 2006
Fumbles lost	3	five tied with
Fumbles recovered	3	five tied with
Sacked by opp	7	Houston at Memphis, Nov. 18, 2006
QB sacks	7	Memphis vs. Houston, Nov. 18, 2006
Turnovers committed	6	Memphis at East Carolina, Sept. 16, 2006
Turnovers caused	6	East Carolina vs. Memphis, Sept. 16, 2006
First downs	31	Tulane at UTEP, Oct. 14, 2006
1st downs rushing	16	Houston at SMU, Nov. 11, 2006
1st downs passing	19	Tulane vs. SMU, Sept. 30, 2006
1st downs by penalty	6	SMU at Tulane, Sept. 30, 2006
Penalties	13	Houston at Memphis, Nov. 18, 2006
Penalties yards	109	Tulsa vs. Southern Miss, Oct. 3, 2006
	109	Houston at Memphis, Nov. 18, 2006

2006-07 BOWL RESULTS

BOWL

BCS National Championship
GMAC
 International
 Allstate Sugar
 Fed Ex Orange
 Tostitos Fiesta
 Rose
 Capital One
 Toyota Gator
 AT&T Cotton
 Outback
 MPB Computers
 Chick Fil-A
 Alamo
 Meineke Car Care
 Champs Sports
 Insight
AutoZone Liberty
 Brut Sun
 Gaylord Hotels Music City
 Independence
 Pacific Life Holiday
 Texas
 Emerald
 Motor City
 Sheraton Hawai'i
Bell Helicopter Armed Forces
 New Mexico
Papajohns.com
R+L Carriers New Orleans
 Las Vegas
 Poinsettia

DATE

Jan. 8
Jan. 7
 Jan. 6
 Jan. 3
 Jan. 2
 Jan. 1
 Jan. 1
 Jan. 1
 Jan. 1
 Jan. 1
 Jan. 1
 Dec. 31
 Dec. 30
 Dec. 30
 Dec. 30
 Dec. 29
 Dec. 29
Dec. 29
 Dec. 29
 Dec. 29
 Dec. 28
 Dec. 28
 Dec. 28
 Dec. 27
 Dec. 26
 Dec. 24
Dec. 23
 Dec. 23
Dec. 23
Dec. 22
 Dec. 21
 Dec. 19

LOCATION

Glendale, Ariz.
Mobile, Ala.
 Toronto, Ontario
 New Orleans, La.
 Miami, Fla.
 Tempe, Ariz.
 Pasadena, Calif.
 Orlando, Fla.
 Jacksonville, Fla.
 Dallas, Texas
 Tampa, Fla.
 Boise, Idaho
 Atlanta, Ga.
 San Antonio, Texas
 Charlotte, N.C.
 Orlando, Fla.
 Phoenix, Ariz.
Memphis, Tenn.
 El Paso, Texas
 Nashville, Tenn.
 Shreveport, La.
 San Diego, Calif.
 Houston, Texas
 San Francisco, Calif.
 Detroit, Mich.
 Honolulu, Hawaii
Fort Worth, Texas
 Albuquerque, N.M.
Birmingham, Ala.
New Orleans, La.
 Las Vegas, Nev.
 San Diego Calif.

TEAMS/SCORE

Florida 41, Ohio State 14
Southern Miss 28, Ohio 7
 Cincinnati 27, Western Michigan 24
 LSU 41, Notre Dame 14
 Louisville 24, Wake Forest 13
 Boise State 43, Oklahoma 42 (ot)
 USC 32, Michigan 18
 Wisconsin 17, Arkansas 14
 West Virginia 38, Georgia Tech 35
 Auburn 17, Nebraska 14
 Penn State 20, Tennessee 10
 Miami (Fla.) 21, Nevada 20
 Georgia 31, Virginia Tech 24
 Texas 26, Iowa 24
 Boston College 25, Navy 24
 Maryland 24, Purdue 7
 Texas Tech 44, Minnesota 41 (ot)
South Carolina 44, Houston 36
 Oregon State 39, Missouri 38
 Kentucky 28, Clemson 20
 Oklahoma State 34, Alabama 31
 California 45, Texas A&M 10
 Rutgers 37, Kansas State 10
 Florida State 44, UCLA 27
 Central Michigan 31, Middle Tennessee 14
 Hawai'i 41, Arizona State 24
Utah 25, Tulsa 13
 San Jose State 20, New Mexico 12
USF 24, East Carolina 7
Troy 41, Rice 17
 BYU 38, Oregon 8
 TCU 37, Northern Illinois 7

2006 NCAA STATISTICAL LEADERS

SCORING OFFENSE

2-	Ahmad Bradshaw, Marshall	10.5 ppg
3-	Jarett Dillard, Rice	9.7 ppg
22-	Johnnie Lee Higgins, Jr., UTEP	7.5 ppg
25-	Courtney Tennill, Tulsa	7.4 ppg
33-	Ben Bell, Houston	7.2 ppg
10-	HOUSTON	33.0 ppg
37-	TULSA	27.7 ppg
38-	UTEP	27.3 ppg
40-	SMU	27.1 ppg

POINTS RESPONSIBLE FOR

6-	Justin Willis, SMU	16.4 ppg
10-	Kevin Kolb, Houston	14.6 ppg
16-	Jordan Palmer, UTEP	13.5 ppg
33-	Paul Smith, Tulsa	10.6 ppg
36-	Ahmad Bradshaw, Marshall	10.5 ppg

RUSHING /RUSHING OFFENSE

5-	Ahmad Bradshaw, Marshall	126.9 ypg
11-	Damion Fletcher, USM	106.7 ypg
15-	Kevin Smith, UCF	103.8 ypg
22-	Matt Forte, Tulane	95.4 ypg
33-	Quinton Smith, Rice	84.3 ypg
25-	SOUTHERN MISS	169.9 ypg
28-	HOUSTON	168.3 ypg
30-	MARSHALL	167.1 ypg
36-	TULSA	162.1 ypg

INDIVIDUAL PASSING

6-	Jordan Palmer, UTEP	23.5 cpg
11-	Kevin Kolb, Houston	20.8 cpg
17-	Lester Ricard, Tulane	19.1 cpg
19-	Martin Hankins, Memphis	18.8 cpg
24-	Paul Smith, Tulsa	17.9 cpg
25-	James Pinkney, East Carolina	17.8 cpg
39-	Justin Willis, SMU	16.6 cpg

PASSING EFFICIENCY

5-	Kevin Kolb, Houston	162.77
10-	Justin Willis, SMU	158.43
15-	Jordan Palmer, UTEP	149.60
29-	Paul Smith, Tulsa	140.80
7-	HOUSTON	159.96
16-	SMU	150.12
18-	UTEP	149.25
24-	TULSA	146.13

PASSING OFFENSE

5-	UTEP	312.8 ypg
8-	HOUSTON	277.8 ypg
21-	TULANE	246.5 ypg
30-	UCF	233.8 ypg
31-	EAST CAROLINA	232.6 ypg
38-	TULSA	226.5 ypg
39-	MEMPHIS	224.6 ypg

TOTAL OFFENSE

6-	Jordan Palmer, UTEP	292.4 ypg
8-	Kevin Kolb, Houston	283.1 ypg
26-	Paul Smith, Tulsa	231.9 ypg
28-	James Pinkney, East Carolina	230.7 ypg
34-	Lester Ricard, Tulane	223.6 ypg
35-	Justin Willis, SMU	218.3 ypg
7-	HOUSTON	446.1 ypg
24-	TULSA	388.5 ypg
34-	UCF	373.2 ypg
39-	UTEP	370.4 ypg

ALL-PURPOSE RUNNERS

3-	Johnnie Lee Higgins, UTEP	156.08 ypg
14-	Ahmad Bradshaw, Marshall	138.17 ypg
20-	Matt Forte, Tulane	135.44 ypg
21-	Anthony Alridge, Houston	131.14 ypg
27-	Quinton Smith, Rice	123.69 ypg
30-	Kevin Smith, UCF	121.33 ypg
32-	Damion Fletcher, USM	117.69 ypg

RECEPTIONS PER GAME

3-	Mike Walker, UCF	7.50 rpg
5-	Jarett Dillard, Rice	7.00 rpg
8-	Johnnie Lee Higgins, UTEP	6.83 rpg
18-	Vincent Marshall, Houston	5.71 rpg
20-	Aundrae Allison, East Carolina	5.64 rpg

RECEIVING YARDS PER GAME

2-	Johnnie Lee Higgins, UTEP	109.9 ypg
5-	Mike Walker, UCF	98.2 ypg
8-	Jarett Dillard, Rice	95.9 ypg
38-	Vincent Marshall, HOU	69.9 ypg

TOTAL RECEIVING YARDS

2-	Johnnie Lee Higgins, UTEP	1,319
7-	Jarett Dillard, Rice	1,247
11-	Mike Walker, UCF	1,178
26-	Vincent Marshall, Houston	979

TOTAL DEFENSE

21-	TULSA	296.8 ypg
30-	SOUTHERN MISS	308.1 ypg

SCORING DEFENSE

28-	SOUTHERN MISS	18.6 ppg
-----	---------------	----------

RUSHING DEFENSE

24-	SMU	107.5 ypg
-----	-----	-----------

PASS DEFENSE

11-	TULSA	159.2 ypg
26-	SOUTHERN MISS	180.3 ypg
35-	EAST CAROLINA	184.2 ypg

PASS EFFICIENCY DEFENSE

21-	SOUTHERN MISS	109.45
27-	TULSA	113.65

INTERCEPTIONS

5-	Quintin Demps, UTEP	(7) 0.58 ipg
33-	Will Gulley, Houston	(5) 0.38 ipg
15-	SOUTHERN MISS	17
21-	EAST CAROLINA	16
35-	UTEP	15

PUNTING AVERAGE

15-	Thomas Morstead, SMU	43.82 ypp
18-	Ryan Dougherty, ECU	43.65 ypp
25-	Chris Beckman, Tulane	42.44 ypp

NET PUNTING

27-	SMU	36.96
-----	-----	-------

PUNT RETURNS

31-	Brandon King, Rice	10.0 ypr
2-	UTEP	20.0 ypr
8-	UCF	14.3 ypr
28-	MARSHALL	11.7 ypr
39-	MEMPHIS	10.3 ypr

KICKOFF RETURNS

26-	Michael Grandberry, Memphis	24.62 ypr
39-	Marculus Elliott, UAB	23.63 ypr
21-	SMU	22.95 ypr
32-	UAB	21.79 ypr
40-	HOUSTON	21.44 ypr

FIELD GOALS PER GAME

8-	Michael Torres, UCF	(17) 1.55 fgpg
14-	Robert Lee, East Carolina	(14) 1.40 fgpg
21-	Reagan Schneider, UTEP	(16) 1.33 fgpg
35-	Matt Reagan, Memphis	(12) 1.20 fgpg

TURNOVER MARGIN

20-	HOUSTON	+0.64
21-	RICE	+0.62
32-	SOUTHERN MISS	+0.43
33-	UAB	+0.42
38-	EAST CAROLINA	+0.42

FUMBLES RECOVERED

3-	RICE	18
21-	UAB	14
29-	HOUSTON	13
39-	SMU	12

TURNOVERS GAINED

17-	RICE	29
29-	EAST CAROLINA	27
37-	UAB	26

TACKLES PER GAME

9-	Troy Collavo, UTEP	(125) 10.4 tpg
25-	Brian Raines, Rice	(118) 9.08 tpg
23-	Joe Sturdivant, SMU	(109) 9.08 tpg
35-	Curtis Keyes, Marshall	(104) 8.67 tpg

SOLO TACKLES

6-	Joe Sturdivant, SMU	(80) 6.67 tpg
7-	Brian Raines, Rice	(85) 6.54 tpg
31-	Israel Route, Tulane	(56) 5.09 tpg
34-	Reggie Carrington, SMU	(60) 5.00 tpg

SACKS

7-	Albert McClellan, Marshall	0.96 tpg
13-	Justin Rogers, SMU	0.86 tpg
31-	Cory Muse, SMU	0.70 tpg
23-	RICE	2.58 spg
23-	SMU	2.58 spg
34-	MARSHALL	2.42 spg

TACKLES FOR LOSS

6-	Albert McClellan, Marshall	1.67 tpg
15-	Adrian Haywood, SMU	1.38 tpg
17-	Justin Rogers, SMU	1.36 tpg
37-	Courtney Gordon, Rice	1.25 tpg
12-	SMU	7.17 tpg

PASSES DEFENDED

18-	Caleb Hendrix, Southern Miss	(13) 1.21
21-	Israel Route, Tulane	(12) 1.18
22-	Sha'reff Rashad, UCF	(10) 1.17
36-	Jasper Faulk, Southern Miss	(13) 1.07
39-	Quintin Demps, UTEP	(5) 1.00
39-	James Johnson, Marshall	(10) 1.00

FORCED FUMBLES

4-	Brian Raines, Rice	(5) 0.42
8-	Israel Route, Tulane	(4) 0.36
10-	Albert McClellan, Marshall	(4) 0.33
10-	Shavar Greer, Marshall	(4) 0.33
37-	Andrew Sendejo, Rice	(3) 0.27

FEWEST PENALTIES PER GAME

8-	MEMPHIS	(52) 4.33 ppg
12-	EAST CAROLINA	(59) 4.54 ppg
14-	UCF	(55) 4.58 ppg
35-	TULSA	(66) 5.08 ppg

THIRD-DOWN EFFICIENCY

16-	TULSA	(74-of-161) 46.0
18-	MARSHALL	(65-of-144) 45.1
23-	HOUSTON	(76-of-174) 43.7
25-	UCF	(76-of-176) 43.2
27-	EAST CAROLINA	(80-of-186) 43.0
39-	MEMPHIS	(67-of-164) 40.9

FOURTH-DOWN EFFICIENCY

21-	MEMPHIS	(14-of-22) 63.6
25-	TULSA	(13-of-21) 61.9
32-	HOUSTON	(19-of-33) 57.6
30-	RICE	(10-of-17) 58.8
36-	UAB	(10-of-18) 55.0



INDIVIDUAL TOTAL OFFENSE

PLAYS

GAME	
75	Bernie Morris, Marshall vs. SMU, 10-1-05 (60 pass, 15 rush)
71	Chris Redman, Louisville vs. Southern Miss, 9-28-96 (63 pass, 8 rush)
70	Joel Armstrong, Rice vs. Troy, 12-22-06 (54 pass, 16 rush)
68	Dan Gonzalez, East Carolina vs. Cincinnati, 11-13-97 (62 pass, 6 rush)
67	Shaun King, Tulane vs. Southern Miss, 10-25-97 (54 pass, 13 rush)

SEASON

577	Patrick Ramsey, Tulane, 1999 (513 pass, 64 rush)
572	Dave Ragone, Louisville, 2002 (441 pass, 131 rush)
543	Kevin Kolb, Houston, 2006 (432 pass, 111 rush)
541	Gino Guidugli, Cincinnati, 2002 (472 pass, 69 rush)
533	Danny Wimprine, Memphis, 2002 (435 pass, 98 rush)
533	Chris Redman, Louisville, 1999 (489 pass, 44 rush)

YARDS GAINED

GAME	
578	Kevin Kolb, Houston vs. TCU, 10-25-03 (434 pass, 144 rush)
578	Chris Redman, Louisville at East Carolina, 11-14-98 (592 pass, -14 rush)
493	Stefan LeFors, Louisville at TCU, 11-5-03 (459 pass, 34 rush)
491	Chris Redman, Louisville vs. Memphis, 10-24-98 (506 pass, -15 rush)
471	Chris Redman, Louisville vs. Cincinnati, 10-3-98 (431 pass, 40 rush)

SEASON

4,009	Chris Redman, Louisville, 1998 (4,042 pass, -33 rush)
3,963	Kevin Kolb, Houston, 2006 (3,809 pass, 154 rush)
3,781	Shaun King, Tulane, 1998 (3,232 pass, 549 rush)
3,570	Gino Guidugli, Cincinnati, 2002 (3,543 pass, 27 rush)
3,550	Stefan LeFors, Louisville, 2003 (3,145 pass, 405 rush)

YARDS PER GAME

SEASON	
400.9	Chris Redman, Louisville, 1998 (4,042 pass, -33 rush, 10 games)
343.7	Shaun King, Tulane, 1998 (3,232 pass, 549 rush, 11 games)
320.3	Chris Redman, Louisville, 1999 (3,647 pass, -124 rush, 11 games)
304.5	Patrick Ramsey, Tulane, 1999 (3,410 pass, -61 rush, 11 games)
298.6	Darrell Hackney, UAB, 2005 (3,180 pass, 105 rush, 11 games)

YARDS PER PLAY

GAME (min. 15 plays)	
16.00	Lester Ricard, Tulane vs. Navy, 11-13-04 (336 on 21)
14.50	Chuck Clements, Houston vs. Memphis, 10-12-96 (319 on 22)
13.87	Jeff Kelly, Southern Miss vs. Louisiana-Lafayette, 11-13-99 (208 on 15)
13.55	Chuck Clements, Houston vs. Southern Miss, 11-9-96 (298 on 22)
13.40	David Garrard, East Carolina vs. Syracuse, 9-23-00 (201 on 15)

SEASON (min. 165 plays)

8.92	Stefan LeFors, Louisville, 2004 (328 for 2,929)
8.29	Stefan LeFors, Louisville, 2003 (428 for 3,550)
8.08	Shaun King, Tulane, 1998 (469 for 3,789)
7.81	Chris Redman, Louisville, 1998 (513 for 4,009)
7.52	Darrell Hackney, UAB, 2005 (437 for 3,285)

TOUCHDOWN RESPONSIBILITY

GAME	
6	Justin Willis, SMU vs. Sam Houston State, 9-16-05 (5 pass, 1 rush)
6	Dustin Almond, USM vs. UCF, 10-15-05 (5 pass, 1 rush)
6	Lester Ricard, Tulane vs. UAB, 10-23-04 (6 pass)
6	Chris Redman, Louisville at East Carolina, 11-14-98 (6 pass)
6	Antowain Smith, Houston vs. Southern Miss, 11-9-96 (5 rush, 1 rec.)
5	23 tied with
Most Recently:	
5	Ahmad Bradshaw, MAR vs. UTEP, 11-18-06 (5 rush)

SEASON

46	Shaun King, Tulane, 1998 (36 pass, 10 rush)
34	Kevin Kolb, Houston, 2006 (30 pass, 4 rush)
33	J.P. Losman, Tulane, 2003 (33 pass, 0 rush)
33	Dave Ragone, Louisville, 2000 (27 pass, 6 rush)
32	Kevin Kolb, Houston, 2003 (25 pass, 7 rush)

RUSHING

MOST ATTEMPTS

GAME	
42	Derrick Nix, Southern Miss at East Carolina, 10-9-99 (171 yards)
41	Joffrey Reynolds, Houston vs. East Carolina, 11-9-02 (300 yards)
41	Joffrey Reynolds, Houston vs. Louisville, 11-30-02 (149 yards)
41	DeMarco McCleskey, Cincinnati vs. East Carolina, 11-5-98 (234 yards)
40	Ahmad Bradshaw, Marshall vs. UTEP, 11-18-06 (261 yards)

SEASON

316	Joffrey Reynolds, Houston, 2002 (1,545 yards)
315	DeMarco McCleskey, Cincinnati, 2002 (1,361 yards)
313	DeAngelo Williams, Memphis, 2004 (1,948 yards)
310	DeAngelo Williams, Memphis, 2005 (1,964 yards)
288	Mewelde Moore, Tulane, 2002 (1,138 yards)

RUSHES PER GAME

SEASON	
28.2	DeAngelo Williams, Memphis, 2005 (310 in 11 games)
26.3	Joffrey Reynolds, Houston, 2002 (316 in 12 games)
26.1	DeAngelo Williams, Memphis, 2004 (313 in 12 games)
24.8	Robert Cooper, Cincinnati, 1999 (248 in 10 games)
24.2	DeMarco McCleskey, Cincinnati, 2002 (315 in 13 games)

YARDS GAINED

GAME	
300	Joffrey Reynolds, Houston vs. East Carolina, 11-9-02 (41 attempts)
287	Lonta Hobbs, TCU vs. Memphis, 11-30-02 (33 attempts)
282	Anthony Evans, Houston vs. Army, 9-18-04 (34 attempts)
282	Daryl Royal, Cincinnati vs. Miami (Ohio), 9-28-96 (36 attempts)
275	Andre Hall, USF at UAB, 11-3-04 (29 attempts)
269	Michael Wallace, Army vs. Louisville, 10-7-99 (19 attempts)

SEASON

1,964	DeAngelo Williams, Memphis, 2005 (310 carries)
1,948	DeAngelo Williams, Memphis, 2004 (313 carries)
1,545	Joffrey Reynolds, Houston, 2002 (316 carries)
1,523	Ahmad Bradshaw, Marshall, 2006 (249 carries)
1,432	Leonard Henry, East Carolina, 2001 (184 carries)

YARDS PER GAME

SEASON	
178.5	DeAngelo Williams, Memphis, 2005 (1,964 in 11 games)
162.3	DeAngelo Williams, Memphis, 2004 (1,948 in 12 games)
130.2	Leonard Henry, East Carolina, 2001 (1,432 in 11 games)
130.0	DeAngelo Williams, Memphis, 2003 (1,430 in 11 games)
128.9	Frank Moreau, Louisville, 1999 (1,289 yards in 10 games)

YARDS PER RUSH

GAME (min. 10 attempts)	
17.30	Anthony Alridge, Houston at SMU, 11-11-06 (225 on 13)
17.00	Richard Hall, Cincinnati vs. Miami (Ohio), 9-11-04 (238 on 14)
15.80	Eric Shelton, Louisville vs. East Carolina, 10-2-04 (158 on 10)
14.16	Michael Wallace, Army vs. Louisville, 10-7-99 (269 on 19)
13.00	Leonard Henry, East Carolina at Cincinnati, 11-10-01 (234 on 18)

SEASON (min. 100 rushes)

7.78	Leonard Henry, East Carolina, 2001 (1,432 on 184)
6.64	DeAngelo Williams, Memphis, 2002 (684 on 103)
6.46	Andre Hall, USF, 2004 (1,357 on 210)
6.44	Quinton Smith, Rice, 2005 (902 on 140)
6.34	DeAngelo Williams, Memphis, 2005 (1,964 on 310)

RUSHING TOUCHDOWNS

GAME	
5	Ahmad Bradshaw, Marshall vs. UTEP (11-18-06)
5	Eric Shelton, Louisville vs. East Carolina (10-2-04)
5	Carlton Jones, Army at USF (10-16-04)
5	Leroy Collins, Louisville vs. Western Kentucky (10-31-98)
5	Antowain Smith, Houston vs. Southern Miss (11-9-96)
4	18 tied with
Most Recently:	
	Ahmad Bradshaw, Marshall vs. Hofstra (9-9-06)

SEASON

22	DeAngelo Williams, Memphis, 2004
20	Eric Shelton, Louisville, 2004
19	Ahmad Bradshaw, Marshall, 2006
19	Leroy Collins, Louisville, 1998
18	DeAngelo Williams, Memphis, 2005

LONGEST RUSHING PLAYS

96t	Antowain Smith, Houston at Pittsburgh (9-14-96)
95t	Michael Wallace, Army vs. Tulane (10-21-00)
92t	Leonard Henry, East Carolina at Tulane (9-8-01)
88t	Lionel Gates, Louisville vs. Miami (Ohio) (12-18-03)
87t	Anthony Alridge, Houston vs. Tulane (9-9-06)

ALL-PURPOSE YARDS

GAME	
347	Cory Rodgers, TCU at Louisville, 11-10-04 (191 KR, 38 PR, 4 rush, 114 rec.)
332	Mewelde Moore, Tulane at Cincinnati, 10-6-01 (249 rush, 87 rec.)
319	Mewelde Moore, Tulane vs. Southern, 9-29-01 (201 rush, 118 rec.)
305	DeAngelo Williams, Memphis vs. Tulane, 10-25-03 (195 rush, 41 rec., 69 KR)
300	Joffrey Reynolds, Houston vs. East Carolina, 11-9-02 (300 rush)

SEASON

2,259	Mewelde Moore, Tulane, 2001 (1,421 rush, 756 rec., 0 PR, 82 KR)
2,230	DeAngelo Williams, Memphis, 2004 (1,948 rush, 210 rec., 0 PR, 72 KR)
2,113	DeAngelo Williams, Memphis, 2003 (1,430 rush, 384 rec., 0 PR, 299 KR)
2,076	DeAngelo Williams, Memphis, 2005 (1,964 rush, 79 rec., 0 PR, 33 KR)
1,873	Johnnie Lee Higgins, UTEP, 2006 (-2 rush, 1,319 rec., 281 PR, 275 KR)

PASSING**ATTEMPTS****GAME**

63	Chris Redman, Louisville vs. Southern Miss, 9-28-96 (35 comp., 400 yards)
62	Chris Redman, Louisville at Cincinnati, 11-8-97 (32 comp., 337 yards)
62	Dan Gonzalez, East Carolina vs. Cincinnati, 11-13-97 (37 comp., 338 yards)
60	Bernie Morris, Marshall vs. SMU, 10-1-05 (34 comp., 314 yards)
60	Danny Wimprine, Memphis at Mississippi State, 10-11-03 (32 comp., 398 yards)
60	Chris Redman, Louisville vs. Illinois, 9-18-99 (39 comp., 450 yards)

SEASON

513	Patrick Ramsey, Tulane, 1999 (310 comp., 3,410 yards)
489	Chris Redman, Louisville, 1999 (317 comp., 3,647 yards)
473	Chris Redman, Louisville, 1998 (309 comp., 4,042 yards)
472	Gino Guidugli, Cincinnati, 2002 (258 comp., 3,543 yards)
448	Patrick Ramsey, Tulane, 2001 (256 comp., 2,935 yards)

COMPLETIONS**GAME**

44	Chris Redman, Louisville at East Carolina, 11-14-98 (56 att., 592 yards)
41	Chris Redman, Louisville at Tulane, 10-17-98 (56 att., 477 yards)
39	Chris Redman, Louisville vs. Illinois, 9-18-99 (60 att., 450 yards)
37	Patrick Ramsey, Tulane vs. Louisiana-Lafayette, 10-16-99 (52 att., 396 yards)
37	Dan Gonzalez, East Carolina vs. Cincinnati, 11-13-97 (62 att., 338 yards)

SEASON

317	Chris Redman, Louisville, 1999 (489 att., 3,647 yards)
310	Patrick Ramsey, Tulane, 1999 (513 att., 3,410 yards)
309	Chris Redman, Louisville, 1998 (473 att., 4,042 yards)
292	Kevin Kolb, Houston, 2006 (432 att., 3,809 yards)
281	Jordan Palmer, UTEP, 2006 (428 att., 3,585 yards)

COMPLETION PERCENTAGE**GAME (min. 10 comp.)**

94.7	Lester Ricard, Tulane vs. Navy, 11-6-04 (18-of-19, 323 yards)
87.5	Lee Roberts, Southern Miss at East Carolina, 10-10-96 (14-of-16, 229 yards)
85.7	Stefan LeFors, Louisville vs. East Carolina, 10-2-04 (12-of-14, 148 yards)
85.7	Kevin Kolb, Houston at Army, 11-15-03 (24-of-28, 301 yards)
85.7	Jeff Kelly, Southern Miss vs. Louisiana-Lafayette, 11-13-99 (12-of-14, 207 yards)

SEASON (min. 80 comp.)

73.5	Stefan LeFors, Louisville, 2004 (189 of 257)
68.0	Shaun King, Tulane, 1998 (223 of 328)
67.6	Kevin Kolb, Houston, 2006 (292 of 432)
67.4	Justin Willis, SMU, 2006 (182 of 270)
65.7	Jordan Palmer, UTEP, 2006 (281 of 482)

PASSING YARDS**GAME**

592	Chris Redman, Louisville at East Carolina, 11-14-98 (44 of 56)
506	Chris Redman, Louisville vs. Memphis, 10-24-98 (32 of 49)
477	Chris Redman, Louisville at Tulane, 10-17-98 (41 of 56)
459	Stefan LeFors, Louisville at TCU, 11-5-03 (31 of 44)
455	Jordan Palmer, UTEP at UAB, 11-10-06 (24 of 38)

SEASON

4,042	Chris Redman, Louisville, 1998 (309 of 473)
3,809	Kevin Kolb, Houston, 2006 (292 of 432)
3,647	Chris Redman, Louisville, 1999 (317 of 489)
3,585	Jordan Palmer, UTEP, 2006 (281 of 428)
3,543	Gino Guidugli, Cincinnati, 2002 (258 of 472)

TOUCHDOWN PASSES**GAME**

6	Lester Ricard, Tulane vs. UAB (10-23-04)
6	Chris Redman, Louisville at East Carolina (11-14-98)
	16 tied with

Most recently:

5	Jordan Palmer, UTEP at UAB (11-10-06)
	Chase Clement, Rice at Army (9-30-06)
	Justin Willis, SMU vs. Sam Houston State (9-16-06)

SEASON

36	Shaun King, Tulane, 1998
33	J.P. Losman, Tulane, 2003
30	Kevin Kolb, Houston, 2006
29	Jordan Palmer, UTEP, 2005
29	Chris Redman, Louisville, 1999
29	Chris Redman, Louisville, 1998

LONGEST PASSING PLAYS**GAME**

98t	Brandon Hassell to Reggie Harrell, TCU at Arizona (9-27-03)
95t	Darrell Hackney to Roddy White, UAB at Cincinnati (10-11-03)
94t	Darrell Hackney to Willie Quinnie, UAB vs. East Carolina (11-16-02)
94t	Shaun King to JaJuan Dawson, Tulane at SMU (9-5-98)
93t	Zac Dahman to Tielor Robinson, Army vs. Cincinnati (10-9-04)
92t	Danny Wimprine to Tavarious Davis, Memphis vs. Mississippi (9-6-03)
92t	Stephen Galbraith to Damien Dodson, Memphis at Houston (10-3-98)

INTERCEPTIONS THROWN**GAME**

7	Nick Eddy, Houston vs. USF (11-23-02)
6	Matt Silva, Army vs. Southern Miss (9-28-02)
5	Joel Armstrong, Rice vs. Troy (12-22-06)
5	Martin Hankins, Memphis at East Carolina (9-16-06)
5	Kevin Kolb, Houston at UTEP (9-16-05)
5	Patrick Ramsey, Tulane at Navy (11-13-99)
4	29 tied with

SEASON

24	Patrick Ramsey, Tulane, 1999
21	Gino Guidugli, Cincinnati, 2002
20	Paul Troth, East Carolina, 2002
19	Jordan Palmer, UTEP, 2005
19	Zac Dahman, Army, 2003

LOWEST PERCENTAGE OF INTERCEPTIONS**SEASON (min. 100 att.)**

1.16	Stefan LeFors, Louisville, 2004 (3 on 257)
1.64	Paul Smith, Tulsa, 2005 (6 on 364)
1.67	Kevin Kolb, Houston, 2003 (6 on 360)
1.69	Kevin Kolb, Houston, 2004 (6 on 353)
1.72	Kevin Kolb, Houston, 2006 (4 on 232)

RECEIVING**RECEPTIONS****GAME**

16	JaJuan Dawson, Tulane vs. SMU, 9-11-99 (218 yards)
15	Brian Robinson, Houston vs. Army, 9-16-00 (151 yards)
15	Arnold Jackson, Louisville at Cincinnati, 11-6-99 (174 yards)
15	Ibn Green, Louisville at East Carolina, 11-14-98 (214 yards)
14	JaJuan Dawson, Tulane at Mississippi, 10-9-99 (136 yards)
14	Miguel Montano, Louisville at Cincinnati, 11-8-97 (148 yards)
14	Miguel Montano, Louisville vs. Southern Miss, 9-28-96

SEASON

101	Arnold Jackson, Louisville, 1999 (1,209 yards)
94	JaJuan Dawson, Tulane, 1999 (1,036 yards)
91	Jarett Dillard, Rice, 2006 (1,247 yards)
91	Arnold Jackson, Louisville, 1998 (1,175 yards)
90	Mike Walker, UCF, 2006 (1,178 yards)

RECEPTIONS PER GAME**SEASON**

9.40	JaJuan Dawson, Tulane, 1999 (94 in 10 games)
9.18	Arnold Jackson, Louisville, 1999 (101 in 11 games)
8.27	Arnold Jackson, Louisville, 1998 (91 in 11 games)
7.55	Aundrea Allison, East Carolina, 2005 (83 in 11 games)
7.50	Mike Walker, UCF, 2006 (90 in 12 games)

YARDS GAINED**GAME**

260	Kendrick Lee, Southern Miss vs. Houston, 11-9-96 (10 catches)
253	Roddy White, UAB at Tulane, 10-23-04 (8 catches)
240	Jon Olinger, Cincinnati vs. Miami (Ohio), 10-5-02 (13 catches)
232	Brandon Middleton, Houston vs. TCU, 10-25-03 (6 catches)
223	Johnnie Lee Higgins, UTEP vs. New Mexico State, 9-30-06 (7 catches)

SEASON

1,452	Roddy White, UAB, 2004 (71 catches)
1,319	Johnnie Lee Higgins, UTEP, 2006 (82 catches)
1,250	Brandon Middleton, Houston, 2003 (55 catches)
1,247	Jarett Dillard, Rice, 2006 (91 catches)
1,235	Garrett Mills, Tulsa, 2005 (87 catches)

YARDS PER GAME

SEASON

121.0	Roddy White, UAB, 2004 (1,452 in 12 games)
109.9	Johnnie Lee Higgins, UTEP, 2006 (1,319 in 12 games)
109.9	Arnold Jackson, Louisville, 1999 (1,209 in 11 games)
107.8	Sherrrod Gideon, Southern Miss, 1998 (1,186 in 11 games)
106.8	Arnold Jackson, Louisville, 1998 (1,175 in 11 games)

YARDS PER CATCH

GAME (min. 5 catches)

38.7	Brandon Middleton, Houston vs. TCU, 10-25-03 (6 for 232)
35.0	Hannibal Thomas, Cincinnati vs. Miami (Ohio), 9-11-04 (5 for 175)
32.2	Damarcus Fox, East Carolina vs. Cincinnati, 9-25-04 (5 for 161)
32.0	Cornelius Bonner, Cincinnati at Louisville, 10-3-98 (5 for 160)
30.7	Zek Parker, Louisville at Kentucky, 9-1-01 (6 for 184)

SEASON (min. 20 catches)

24.3	Brandon Middleton, Houston, 2001 (20 for 486)
24.1	Brandon Middleton, Houston, 2002 (28 for 674)
22.7	Brandon Middleton, Houston, 2003 (55 for 1,250)
21.6	Roddy White, UAB, 2003 (39 for 844)
21.6	Marcellus Harris, East Carolina, 2000 (23 for 496)

TOUCHDOWN RECEPTIONS

GAME

4	Lavell Boyd, Louisville vs. Houston (10-23-99)
3	35 tied with

Most Recently:

Jarett Dillard, Rice vs. SMU (11-25-06)

SEASON

21	Jarett Dillard, Rice, 2006
14	Roddy White, UAB, 2004
14	Brandon Middleton, Houston, 2003
14	Adrian Burnette, Tulane, 2000
13	Johnnie Lee Higgins, UTEP, 2006
13	Sherrrod Gideon, Southern Miss, 1998

SCORING

MOST POINTS

GAME

36	Antowain Smith, Houston vs. Southern Miss (11-9-96)
32	Carlton Jones, Army at USF (10-16-04)
30	Ahmad Bradshaw, MAR vs. UTEP (11-18-06)
30	Tielor Robinson, Army vs. Cincinnati (10-9-04)
30	Eric Shelton, Louisville vs. East Carolina (10-2-04)
30	Leroy Collins, Louisville vs. Western Kentucky (10-31-98)

SEASON

138	DeAngelo Williams, Memphis, 2004 (23 TD)
126	Ahmad Bradshaw, Marshall, 2006 (21 TD)
126	Jarett Dillard, Rice, 2006 (21 TD)
122	Nick Browne, TCU, 2003 (38 XPT, 28 FG)
120	Eric Shelton, Louisville, 2004 (20 TD)

MOST TOUCHDOWNS

GAME

6	Antowain Smith, Houston vs. Southern Miss (11-9-96)
5	Ahmad Bradshaw, MAR vs. UTEP (11-18-06)
5	Carlton Jones, Army at USF (10-16-04)
5	Tielor Robinson, Army vs. Cincinnati (10-9-04)
5	Eric Shelton, Louisville vs. East Carolina (10-2-04)
5	Leroy Collins, Louisville vs. Western Kentucky (10-31-98)

SEASON

23	DeAngelo Williams, Memphis, 2004 (22 rush, 1 rec.)
21	Ahmad Bradshaw, Marshall, 2006 (21 rush)
21	Jarett Dillard, Rice, 2006 (21 rec.)
20	Eric Shelton, Louisville, 2004 (20 rush)
19	DeAngelo Williams, Memphis, 2005 (19 rush)
19	Leroy Collins, Louisville, 1998 (19 rush)

KICKING

FIELD GOAL ATTEMPTS

GAME

6	Reagan Schneider, UTEP vs. Houston, 9-16-05 (5 made)
6	Ryan White, Memphis at UAB, 10-9-99 (5 made)
6	Brad Palazzo, Tulane at Louisville, 10-11-97 (5 made)
5	14 tied with

Most recently:

Robert Lee, ECU at UCF, 11-4-06 (3 made)

SEASON

33	Nick Browne, TCU, 2003 (28 made)
33	Seth Marler, Tulane, 2002 (20 made)
30	Nick Browne, TCU, 2002 (23 made)
29	Jonathan Ruffin, Cincinnati, 2000 (26 made)
28	Darren McCaleb, Southern Miss, 2005 (23 made)
28	Brad Palazzo, Tulane, 1997 (23 made)

FIELD GOALS MADE

GAME

5	Reagan Schneider, UTEP vs. Houston, 9-16-05 (6 att.)
5	Nick Browne, TCU vs. Cincinnati, 11-15-03 (5 att.)
5	Nick Browne, TCU at Cincinnati, 9-2-02 (5 att.)
5	Ryan White, Memphis at UAB, 10-9-99 (6 att.)
5	Brad Palazzo, Tulane at Louisville, 10-11-97 (6 att.)

SEASON

28	Nick Browne, TCU, 2003 (33 att.)
26	Jonathan Ruffin, Cincinnati, 2000 (29 att.)
23	Darren McCaleb, Southern Miss, 2005 (28 att.)
23	Nick Browne, TCU, 2002 (30 att.)
23	Brad Palazzo, Tulane, 1997 (28 att.)

LONGEST FIELD GOALS

56	Reagan Schneider, UTEP vs. Memphis (11-25-06)
53	Stephen Gostkowski, Memphis vs. Marshall (11-26-05)
53	Luke Juist, Rice vs. Navy (10-22-05)
53	Nick Beucher, Tulane vs. UAB (10-23-04)
53	Dustin Bell, Houston at Southern Miss (10-7-04)
53	Seth Marler, Tulane vs. East Carolina (9-8-01)

FIELD GOAL PERCENTAGE

SEASON

100.0	Ryan White, Memphis, 1998 (16 of 16)
93.8	Seth Marler, Tulane, 2001 (15 of 16)
89.7	Jonathan Ruffin, Cincinnati, 2000 (26 of 29)
89.5	Robert Lee, East Carolina, 2005 (17 of 19)
88.0	Stephen Gostkowski, Memphis, 2005 (22 of 25)

PAT KICKS ATTEMPTED

GAME

10	Art Carmody, Louisville vs. Cincinnati, 11-27-04 (10 made)
10	Brad Palazzo, Tulane vs. Southwestern Louisiana, 10-31-98 (10 made)
9	Art Carmody, Louisville at Houston, 11-20-04 (9 made)
9	Jon Hilbert, Louisville vs. Western Kentucky, 10-31-98 (9 made)
9	Jon Hilbert, Louisville at East Carolina, 11-14-98 (9 made)
9	Brad Palazzo, Tulane vs. Louisiana Tech, 11-26-98 (9 made)

SEASON

77	Art Carmody, Louisville, 2004 (77 made)
68	Brad Palazzo, Tulane, 1998 (68 made)
56	Dustin Bell, Houston, 2003 (56 made)
53	Jon Hilbert, Louisville, 1998 (50 made)
52	Nate Smith, Louisville, 2003 (50 made)

PAT KICKS MADE

GAME

10	Art Carmody, Louisville vs. Cincinnati, 11-27-04 (10 att.)
10	Brad Palazzo, Tulane vs. Southwestern Louisiana, 10-31-98 (10 att.)
9	Art Carmody, Louisville at Houston, 11-20-04 (9 att.)
9	Jon Hilbert, Louisville vs. Western Kentucky, 10-31-98 (9 att.)
9	Jon Hilbert, Louisville at East Carolina, 11-14-98 (9 att.)
9	Brad Palazzo, Tulane vs. Louisiana Tech, 11-26-98 (9 att.)

SEASON

77	Art Carmody, Louisville, 2004 (77 att.)
68	Brad Palazzo, Tulane, 1998 (68 att.)
56	Dustin Bell, Houston, 2003 (56 att.)
50	Nate Smith, Louisville, 2003 (52 att.)
50	Jon Hilbert, Louisville, 1998 (53 att.)

PAT PERCENTAGE

GAME (min. 8 attempts)

100.0	Art Carmody, Louisville vs. Cincinnati, 11-27-04 (10-of-10)
100.0	Brad Palazzo, Tulane vs. Southwestern Louisiana, 10-31-98 (10 of 10)
100.0	Art Carmody, Louisville at Houston, 11-20-04 (9-of-9)
100.0	Jon Hilbert, Louisville vs. Western Kentucky, 10-31-98 (9 of 9)
100.0	Jon Hilbert, Louisville at East Carolina, 11-14-98 (9 of 9)
100.0	Brad Palazzo, Tulane vs. Louisiana Tech, 11-26-98 (9 of 9)
100.0	11 tied with (8-of-8)

SEASON (min. 30 made)

100.0	Darren McCaleb, Southern Miss, 2006 (42 of 42)
100.0	Clark Fangmeier, Rice, 2006 (35 of 35)
100.0	Reagan Schneider, UTEP, 2005 (41 of 41)
100.0	Parker Mullins, UAB, 2005 (37 of 37)

100.0	Stephen Gostkowski, Memphis, 2005 (35 of 35)
100.0	Robert Lee, East Carolina, 2005 (30 of 30)
100.0	Art Carmody, Louisville, 2004 (77 of 77)
100.0	Dustin Bell, Houston, 2003 (56 of 56)
100.0	Stephen Gostkowski, Memphis, 2003 (44 of 44)
100.0	Nick Browne, TCU, 2003 (38 of 38)
100.0	Ryan White, Memphis, 2001 (36 of 36)
100.0	Jonathan Ruffin, Cincinnati, 2001 (36 of 36)
100.0	Brad Palazzo, Tulane, 1998 (68 of 68)

TOTAL POINTS SCORED BY KICKING**GAME**

22	Brad Palazzo, Tulane at Louisville, 10-11-97 (5 FG, 7 XPT)
19	Nick Browne, TCU vs. Cincinnati, 11-15-03 (5 FG, 4 PAT)
18	Reagan Schneider, UTEP vs. Houston, 9-16-05 (5 FG, 3 PAT)
18	Brad Palazzo, Tulane at Southwestern La., 11-1-97 (4 FG, 6 XPT)
17	Stephen Gostkowski, Memphis at Arkansas State, 9-18-04 (4 FG, 5 PAT)
17	Nick Browne, TCU at Cincinnati, 9-2-02 (5 FG, 2 XPT)
17	Ryan White, Memphis at UAB, 10-9-99 (5 FG, 2 XPT)

SEASON

122	Nick Browne, TCU, 2003 (38 PAT, 28 FG)
113	Art Carmody, Louisville, 2004 (77 PAT, 12 FG)
109	Brad Palazzo, Tulane, 1997 (40 PAT, 23 FG)
108	Stephen Gostkowski, Memphis, 2004 (48 PAT, 20 FG)
107	Darren McCaleb, Southern Miss, 2005 (38 PAT, 23 FG)

PUNTING**MOST PUNTS****GAME**

12	Steve Smith, Cincinnati at Louisville (10-26-96)
11	tied with:

Most recently:

Luke Johnson, Southern Miss at N.C. State (10-29-05)
Chris Beckman, Tulane vs. Mississippi State (9-17-05)

SEASON

80	Mark Haulman, Southern Miss, 2002 (3,344 for 41.8 avg.)
79	Luke Johnson, Southern Miss, 2003 (3,326 for 42.1)
78	Ben Graves, Memphis, 2000 (3,125 for 40.1 avg.)
77	Joey Biasatti, TCU, 2002(3,060 for 39.7)
76	Mark Haulman, Southern Miss, 2000 (3,140 yards for 41.3 avg.)

YARDS PUNTED**GAME**

537	Casey Roussel, Tulane at East Carolina, 10-23-99 (11 punts)
510	Steve Smith, Cincinnati at Louisville, 10-26-96 (12 punts)
493	Joey Biasatti, TCU at Nebraska, 8-25-01 (11 punts)
478	Jim Cande, Memphis vs. Mississippi, 9-4-99 (11 punts)
474	Luke Johnson, Southern Miss at N.C. State, 10-29-05 (11 punts)

SEASON

3,344	Mark Haulman, Southern Miss, 2002 (80 for 41.8 avg.)
3,326	Luke Johnson, Southern Miss, 2003 (79 for 42.1)
3,170	Jared Preston, East Carolina, 2002 (73 for 43.4)
3,154	Ross Stewart, UAB, 2002 (75 for 42.1)
3,140	Mark Haulman, Southern Miss, 2000 (76 for 41.3 avg.)

PUNTING AVERAGE**GAME (min. 3 punts)**

55.7	Ryan Dougherty, East Carolina vs. Virginia, 10-7-06 (3 for 167)
55.3	Jimmy McClary, Houston vs. Louisville, 11-22-03 (3 for 166)
54.7	Andrew Bayes, East Carolina at Southern Miss, 10-9-99 (3 for 164)
54.6	Chris Beckman, Tulane vs. East Carolina, 11-22-03 (5 for 273)
53.8	Andrew Bayes, East Carolina at Army, 10-2-99 (4 for 215)
53.8	Brad Hill, Tulane vs. Mississippi, 11-15-97 (4 for 215)

SEASON

48.1	Andrew Bayes, East Carolina, 1999 (47 for 2,259)
46.2	Brad Hill, Tulane, 1997 (42 for 1,940)
44.7	Graham White, Army, 1998 (47 for 2,101)
44.9	Luke Johnson, Southern Miss, 2005 (53 for 2,378)
44.6	Michael Gibson, Memphis, 2005 (59 for 2,632)

LONGEST PUNTS

83	Casey Roussel, Tulane at East Carolina (10-23-99)
78	Ross Stewart, UAB vs. Southern Miss (11-9-02)
78	Andrew Bayes, East Carolina at Houston (10-30-99)
78	Jamie Purser, Southern Miss at Nevada (11-20-98)
76	Luke Johnson, Southern Miss vs. USF (10-25-03)
76	Jeremy Borseth, Louisville vs. Southern Miss (9-28-96)

PUNT RETURNS**MOST RETURNS****GAME**

8	Montrell Jones, Louisville vs. TCU, 11-10-04 (64 yards)
8	Brian Fisher, USF vs. Louisville, 10-4-03 (91 yards)
8	Percy Coleman, UAB vs. La.-Lafayette, 9-30-00 (46 yards)
8	Tripp Higgins, Memphis at UAB, 10-9-99 (46 yards)
7	10 tied with

Most recently:

Darron White, Memphis vs. Chattanooga, 9-11-04 (74 yards)

SEASON

47	Brian Fisher, USF, 2003 (424 yards)
40	Montrell Jones, Louisville, 2004 (418 yards)
38	Tinker Keck, Cincinnati, 1997 (577 yards)
37	John Wilson, Tulane, 2000 (687 yards)
37	Ryan Johnson, Memphis, 2000 (389 yards)

YARDS RETURNED**GAME**

168	Keith Stokes, East Carolina vs. Houston, 11-11-00 (6 returns)
159	Damien Dorsey, Louisville at Army, 9-21-02 (6 returns)
148	Travis Williams, East Carolina vs. Memphis, 11-20-04 (6 returns)
143	Lynaris Elpheage, Tulane at Hawaii, 12-25-02 (4 returns)
133	Keith Stokes, East Carolina vs. Cincinnati, 11-13-99 (4 returns)

SEASON

577	Tinker Keck, Cincinnati, 1997 (38 returns)
508	Damien Dorsey, Louisville, 2002 (33 returns)
463	Joe Burnett, UCF, 2005 (28 returns)
463	Lynaris Elpheage, Tulane, 2002 (28 returns)
450	Marvin Young, Southern Miss, 2003 (33 returns)

YARDS PER PUNT RETURN AVERAGE**GAME (min. 2 returns)**

61.0	Tinker Keck, Cincinnati vs. Louisville, 11-8-97 (2 for 122)
50.5	Johnnie Lee Higgins, UTEP vs. Tulane, 10-14-06 (2 for 101)
46.0	Charles West, Houston vs. Southern Miss, 11-9-96 (2 for 92)
41.0	Joe Burnett, UCF at USF, 9-17-05 (2 for 82)
39.5	Joe Burnett, Tulsa at UCF, 12-3-05 (2 for 77)

SEASON (min. 15 returns)

17.7	Travis Williams, East Carolina, 2004 (20 for 354)
17.6	Omari Thompson, Army, 2000 (12 for 211)
17.5	Rodregis Brooks, UAB, 1999 (20 for 350)
16.5	Joe Burnett, UCF, 2005 (28 for 463)
16.5	Lynaris Elpheage, Tulane, 2002 (28 for 463)

PUNT RETURN TOUCHDOWNS**GAME**

2	Tinker Keck, Cincinnati vs. Louisville, 11-8-97
1	55 players tied with. Most recently:
1	Johnnie Lee Higgins, UTEP vs. Tulane, 10-14-06

SEASON

4	Tinker Keck, Cincinnati, 1997
2	Johnnie Lee Higgins, 2006
2	Joe Burnett, UCF, 2005
2	Aris Comeaux, Army, 2002
2	Omari Thompson, Army, 2000
1	25 tied with

LONGEST PUNT RETURNS

94t	Keith Stokes, East Carolina vs. Cincinnati, 11-13-99
88t	Johnnie Lee Higgins, UTEP vs. Tulane, 10-14-06
88t	Aris Comeaux, Army vs. UAB, 10-26-02
87t	Marvin Young, Southern Miss vs. Memphis, 9-13-03
87t	Charles West, Houston vs. Southern Miss, 11-9-96

KICKOFF RETURNS**MOST RETURNS****GAME**

9	Scott Wesley, Army vs. Louisville, 9-11-04 (142 yards)
9	Rolando North, East Carolina at Syracuse, 10-4-97 (160 yards)
8	Cory Rodgers, TCU at Louisville, 11-10-04 (191 yards)
8	Omari Thompson, Army at UAB, 9-22-01 (193 yards)
8	Antoine Harden, Memphis at Tennessee, 11-10-01 (160 yards)
8	LaDaris Vann, Cincinnati at East Carolina, 11-13-99 (176 yards)
7	16 tied with

SEASON

55	William White, Army, 2002 (1,239 yards)
54	Scott Wesley, Army, 2004 (1,248 yards)
38	Fred Smith, Tulane, 2003 (830 yards)

- 37 Chris Johnson, East Carolina, 2004 (765 yards)
 37 Omari Thompson, Army, 2000 (716 yards)

YARDS RETURNED

GAME

- 269 Scott Wesley, Army at Tulane, 11-13-04 (7 returns)
 200 Eric Booth, Southern Miss at Tennessee, 11-8-97 (6 returns)
 195 William White, Army vs. Holy Cross, 9-7-02 (7 returns)
 193 Omari Thompson, Army at UAB, 9-22-01 (8 returns)
 191 Cory Rodgers, TCU at Louisville, 11-10-04 (8 returns)

SEASON

- 1,248 Scott Wesley, Army, 2004 (54 returns)
 1,239 William White, Army, 2002 (55 returns)
 860 Zek Parker, Louisville, 1999 (35 returns)
 830 Fred Smith, Tulane, 2003 (38 returns)
 827 Broderick Clark, Louisville, 2002 (26 returns)

YARDS PER KICKOFF RETURN AVERAGE

GAME (min. 2 returns)

- 59.0 Michael Grandberry, Memphis at UUTEP, 11-25-06 (2 for 118)
 58.0 Chris Johnson, East Carolina at Southern Miss, 10-28-06 (2 for 116)
 57.0 Jeff Liggon, Tulane vs. Southern Miss vs. Tulane, 10-26-96 (3 for 171)
 47.0 Broderick Clark, Louisville vs. Kentucky, 9-1-02 (3 for 141)
 46.5 Zek Parker, Louisville vs. Boston College, 9-26-98 (2 for 93)

SEASON (min. 11 returns)

- 34.8 Eric Booth, Southern Miss, 1997 (22 for 766)
 31.8 Broderick Clark, Louisville, 2002 (26 for 827)
 31.7 J.R. Reed, USF, 2003 (18 for 570)
 29.4 John Eubanks, Southern Miss, 2004 (21 for 618)
 29.4 John Eubanks, Southern Miss, 2003 (17 for 499)

KICKOFF RETURN TOUCHDOWNS

GAME

- 1 Chris Johnson, Southern Miss vs. East Carolina (10-28-06)
 1 Quentin Demps, UTEP vs. New Mexico State (9-30-06)
 1 Jessie Henderson, SMU at Tulane (9-30-06)
 1 Chubb Small, Marshall vs. Tulane (10-29-05)
 1 Ashlan Davis, Tulsa at Rice (10-15-05)
 1 Israel Route, Tulane vs. Southeastern La. (10-1-05)
 1 Jessie Henderson, SMU vs. Tulane (9-24-05)
 1 John Eubanks, Southern Miss vs. Houston (10-7-04)
 1 D.J. Blackledge, Army at East Carolina (10-30-04)
 1 Scott Wesley, Army at Tulane (11-13-04)
 1 J.R. Reed, USF at Memphis (11-29-03)
 1 Ricky Wilson, Houston at Louisville (11-22-03)
 1 Damarcus Fox, East Carolina at Memphis (11-1-03)
 1 John Eubanks, Southern Miss at Cincinnati (10-4-03)
 1 Fred Smith, Tulane vs. TCU (9-1-03)
 1 Broderick Clark, Louisville vs. Kentucky (9-1-02)
 1 Broderick Clark, Louisville vs. Cincinnati (11-7-02)
 1 LaTarence Dunbar, TCU vs. Houston (10-5-02)
 1 Lynaris Elpheage, Tulane at Houston (9-7-02)
 1 Omari Thompson, Army vs. Navy (12-1-01)
 1 Zek Parker, Louisville at East Carolina (11-15-01)
 1 Marvin Townes, East Carolina at Army (10-13-01)
 1 Zek Parker, Louisville vs. Chattanooga (9-11-99)
 1 Zek Parker, Louisville vs. Southern Miss (11-20-99)
 1 Marcellus Harris, East Carolina at Army (10-2-99)
 1 Mike Smith, Houston at North Texas (10-24-98)
 1 Eric Booth, Southern Miss at Tennessee (11-8-97)
 1 Eric Booth, Southern Miss vs. Houston (11-15-97)
 1 Cory Geason, Tulane at Cincinnati (8-30-96)
 1 Jeff Liggon, Tulane vs. Southern Miss (10-26-96)
 1 Kevin Cobb, Memphis vs. Tennessee (11-9-96)

SEASON

- 2 Broderick Clark, Louisville, 2002
 2 Zek Parker, Louisville, 1999
 2 Eric Booth, Southern Miss, 1997
 1 21 tied with

LONGEST KICKOFF RETURNS

- 100t Ricky Wilson, Houston at Louisville (11-22-03)
 100t Fred Smith, Tulane vs. TCU (9-1-03)
 100t Broderick Clark, Louisville vs. Kentucky (9-1-02)
 98t Jeff Liggon, Tulane vs. Southern Miss (10-26-96)
 97t Israel Route, Tulane vs. Southeastern La. (10-1-05)
 97t Scott Wesley, Army at Tulane (11-13-04)
 97t John Eubanks, Southern Miss at Houston (10-7-04)
 97t Zek Parker, Louisville vs. Chattanooga (9-11-99)

INTERCEPTIONS

GAME

- 3 Devin Lowery, SMU vs. Marshall, 10-14-06 (15 yards)
 3 Will Gulley, Houston vs. East Carolina, 11-6-04 (45 yards)

- 3 J.R. Reed, USF at Memphis, 11-29-03 (15 yards)
 3 Etric Pruitt, Southern Miss at Army, 9-28-02 (43 yards)
 3 Anthony Floyd, Louisville at Southern Miss, 11-4-00 (82 yards)
 2 4 times in 2006, 11 times in 2005, 5 times in 2004, 8 times in 2002,
 3 times in 2001, 12 times in 2000, 7 times in 1999, 4 times in 1998,
 6 times in 1997, 5 times in 1996

SEASON

- 10 Anthony Floyd, Louisville, 2000 (152 yards)
 9 Rodregis Brooks, UAB, 1999 (152 yards)
 8 Lynaris Elpheage, Tulane, 2002 (133 yards)
 8 Jason Goss, TCU, 2002 (27 yards)
 7 Quentin Demps, UTEP, 2006 (61 yards)
 7 J.R. Reed, USF, 2003 (45 yards)
 7 Mike James, Houston, 1999 (69 yards)

INT RETURN YARDS

GAME

- 123 Shawn Ferguson, Cincinnati at Memphis, 10-17-98 (2 returns)
 100 Idrees Bashir, Memphis at Army, 9-23-00 (1 return)
 100 Kevin Monroe, East Carolina vs. Louisville, 11-14-98 (1 return)
 99t Quincy Butler, TCU vs. Southern Miss, 11-20-04 (1 return)
 98t Dwight Henry, East Carolina at Louisville, 11-1-97 (1 return)
 96t Adrian Singleton, UAB at Cincinnati, 10-16-99 (1 return)

SEASON (min. 2)

- 152 Anthony Floyd, Louisville, 2000 (10 int.)
 152 Rodregis Brooks, UAB, 1999 (9 int.)
 133 Lynaris Elpheage, Tulane, 2002 (8 int.)
 127 Patrick Surtain, Southern Miss, 1997 (6 int.)
 123 Shawn Ferguson, Cincinnati, 1998 (3 int.)
 123 Dwight Henry, East Carolina, 1997 (2 int.)

YARDS PER INTERCEPTION RETURN

GAME (min. 2)

- 61.5 Shawn Ferguson, Cincinnati at Memphis, 10-17-98 (2 for 123)
 41.5 Lynaris Elpheage, Tulane at Louisiana-Monroe, 10-5-02 (2 for 83)
 39.5 Kenny Dale Rowland, Army vs. Cincinnati, 9-19-98 (2 for 79)
 37.5 Willie Gaston, Houston at Memphis, 10-2-04 (2 for 75)
 34.5 Tra Boger, Tulane vs. Marshall, 10-29-05 (2 for 69)

SEASON (min. 3)

- 41.0 Shawn Ferguson, Cincinnati, 1998 (3 for 123)
 33.3 Lou Barnes, Southern Miss, 1999 (3 for 100)
 32.7 Rolando Humphrey, SMU, 2005 (3 for 98)
 32.0 Kasey Ross, East Carolina, 2006 (4 for 128)
 31.0 Willie Gaston, Houston, 2004 (3 for 93)

INTERCEPTIONS FOR TOUCHDOWNS

GAME

- 2 Shawn Ferguson, Cincinnati at Memphis (10-17-98)
 1 71 tied with

SEASON

- 3 Leo Barnes, Southern Miss, 2000
 2 Kasey Ross, East Carolina, 2006
 2 Blue Adams, Cincinnati, 2002
 2 Shawn Ferguson, Cincinnati, 1998
 1 57 tied with

LONGEST INTERCEPTION RETURNS

GAME

- 100t Idrees Bashir, Memphis at Army (9-23-00)
 100t Kevin Monroe, East Carolina vs. Louisville (11-14-98)
 99t Quincy Butler, TCU vs. Southern Miss, 11-20-04
 98t Dwight Henry, East Carolina at Louisville (11-1-97)
 96t Adrian Singleton, UAB at Cincinnati (10-16-99)
 91t Rodregis Brooks, UAB vs. East Carolina (11-6-99)

TACKLES

GAME

- 24 Chris Moore, East Carolina at Cincinnati (9-1-03)
 24 Pernell Griffin, East Carolina vs. Wake Forest (9-1-01)
 23 Brad Jackson, Cincinnati vs. Louisville (11-8-97)
 23 Jeff Kerr, East Carolina vs. Cincinnati (11-13-97)
 22 seven tied with

SEASON

- 174 Hanik Milligan, Houston, 2001 (102 solo, 72 ast.)
 168 Rod Davis, Southern Miss, 2002 (122 solo, 46 ast.)
 168 Brad Jackson, Cincinnati, 1997 (93 solo, 75 ast.)
 167 Jeff Kerr, East Carolina, 1997 (78 solo, 89 ast.)
 164 Rod Davis, Southern Miss, 2003 (111 solo, 53 ast.)

SACKS**GAME**

6	Keaton Cromartie, Tulane vs. Memphis (11-8-97)
4	Antwan Peek, Cincinnati vs. Louisiana-Monroe (12-1-01)
4	Michael Josiah, Louisville vs. Grambling (9-9-00)
4	Cedric Scott, Southern Miss at Houston (10-28-00)
4	Roderick Coleman, East Carolina vs. Wake Forest (9-13-97)
4	Carl Powell, Louisville at Memphis (11-2-96)

SEASON

17	Bo Schobel, TCU, 2003
15	Dewayne White, Louisville, 2001
15	Roderick Coleman, East Carolina, 1997
14	Bryan Thomas, UAB, 2001
13	Albert McClellan, Marshall, 2006
13	Antwan Peek, Cincinnati, 2001
13	Andre Arnold, Memphis, 2000
13	Roderick Coleman, East Carolina, 1998

TEAM**TOTAL OFFENSE****PLAYS****GAME**

100	East Carolina vs. USF (10-19-02)
99	Tulane vs. Southern Miss (10-14-00)
99	Cincinnati vs. Miami (Ohio) (9-28-96)
98	Louisville at Cincinnati (11-8-97)
97	TCU vs. East Carolina (10-30-01)
97	Tulane at Louisville (10-28-00)
97	Tulane at Houston (11-6-99)

SEASON

1,108	Cincinnati, 2002 (5,867 yards)
1,018	Houston, 2003 (5,958 yards)
1,008	TCU, 2003 (5,581 yards)
1,000	Memphis, 2003 (5,779 yards)
956	Cincinnati, 2003 (4,721 yards)

YARDS GAINED**GAME**

769	Louisville at East Carolina, 11-14-98 (615 pass, 154 rush)
742	Louisville vs. Cincinnati, 10-3-98 (460 pass, 282 rush)
706	Tulane vs. Southwestern Louisiana, 10-31-98 (460 pass, 246 rush)
687	Louisville vs. Western Kentucky, 10-31-98 (489 pass, 198 rush)
666	Louisville at Houston, 11-20-04 (424 pass, 242 rush)
649	UAB at Tulane, 10-23-04 (448 pass, 201 rush)
649	East Carolina vs. Tulane, 10-23-99 (336 pass, 313 rush)

SEASON

6,468	Louisville, 2004 (3,005 pass, 3,463 rush)
6,355	Louisville, 2003 (3,389 pass, 2,966 rush)
6,245	Houston, 2006 (3,889 pass, 2,356 rush)
6,156	Louisville, 1998 (4,498 pass, 1,658 rush)
5,958	Houston, 2003 (3,156 pass, 2,802 rush)

YARDS PER GAME**SEASON**

559.6	Louisville, 1998 (6,156 yards in 11 games)
539.0	Louisville, 2004 (6,468 yards in 12 games)
508.6	Tulane, 1998 (5,595 yards in 11 games)
488.8	Louisville, 2003 (6,355 yards in 13 games)
465.8	Louisville, 1999 (5,124 yards in 11 games)

YARDS PER PLAY**GAME**

10.67	Louisville vs. Cincinnati, 11-27-04 (46 for 491)
10.13	UTEP vs. New Mexico State, 9-30-06 (53 for 537)
10.02	Louisville vs. Cincinnati, 10-3-98 (74 for 742)
9.65	Louisville at Houston, 11-20-04 (69 for 666)
9.08	Cincinnati vs. Miami (Ohio), 9-11-04 (66 for 599)

SEASON

7.24	Louisville, 2004 (6,468 on 893)
6.97	Louisville, 1998 (6,156 on 883)
6.96	Louisville, 2003 (6,355 on 913)
6.86	Tulane, 1998 (5,595 on 816)
6.68	Houston, 2006 (6,245 on 935)

FIRST DOWNS**MOST RUSHING****GAME**

22	Memphis vs. Chattanooga (9-17-05)
----	-----------------------------------

22	Army vs. Louisville (10-7-99)
22	Cincinnati vs. Tulsa (8-28-97)
22	Cincinnati vs. Miami-Ohio (9-28-96)
21	Army vs. Ball State (9-25-99)
20	Houston vs. Sam Houston State (9-10-05)
20	Army vs. Tulane (11-14-98)
20	Louisville vs. Northern Illinois (10-19-96)

SEASON

173	Houston, 2003
161	Army, 1998
159	Rice, 2005
156	Memphis, 2005
147	Army, 1999

MOST PASSING**GAME**

29	Louisville at East Carolina (11-14-98)
25	Tulane vs. Army (9-28-06)
24	Louisville vs. Illinois (9-18-99)
24	Louisville vs. Western Kentucky (10-31-98)
23	TCU vs. East Carolina (10-30-01)
23	Louisville at Tulane (10-17-98)

SEASON

199	Louisville, 1998
184	Louisville, 1999
166	Tulane, 2000
165	Tulane, 2002
164	Louisville, 2004

TOTAL**GAME**

39	Louisville at East Carolina, 11-14-98 (29 pass, 9 rush, 1 pen.)
35	Tulane vs. Army, 10-28-06 (25 pass, 8 rush, 2 pen.)
34	Louisville at Army, 9-11-04 (16 pass, 16 rush, 2 pen.)
34	Louisville vs. Western Kentucky, 10-31-98 (24 pass, 10 rush, 0 pen.)
34	Tulane vs. Southwestern Louisiana, 10-31-98 (21 pass, 13 rush, 0 pen.)
33	five tied with

SEASON

323	Louisville, 2004 (145 pass, 164 rush, 14 penalty)
311	Houston, 2006 (163 pass, 138 rush, 10 penalty)
311	Louisville, 1998 (199 pass, 91 rush, 21 penalty)
309	Houston, 2003 (119 pass, 173 rush, 17 penalty)
298	Cincinnati, 2002 (165 pass, 113 rush, 20 penalty)

RUSHING**MOST ATTEMPTS****GAME**

82	Cincinnati vs. Miami (Ohio), 9-28-96 (405 yards)
68	UAB vs. Tulane, 10-20-01 (307 yards)
68	Army vs. Louisville, 10-7-99 (480 yards)
68	Cincinnati vs. UAB, 10-11-97 (246 yards)
66	Army vs. New Mexico State, 10-23-99 (388 yards)
66	Cincinnati vs. East Carolina, 11-5-98 (326 yards)
66	Cincinnati vs. Tulsa, 8-28-97 (362 yards)
66	Louisville vs. Northern Illinois, 10-19-96 (344 yards)

SEASON

659	TCU, 2003 (2,700 yards in 13 games)
651	Houston, 2003 (2,802 yards in 13 games)
636	Army, 1999 (2,915 yards in 11 games)
610	Army, 1998 (2,232 yards in 11 games)
600	Rice, 2005 (2,576 yards in 11 games)

YARDS GAINED**GAME**

480	Army vs. Louisville, 10-7-99 (68 rushes)
447	Army vs. Ball State, 9-25-99 (63 rushes)
405	Cincinnati vs. Miami (Ohio), 9-28-96 (82 rushes)
401	Army vs. Navy, 12-5-98 (56 rushes)
398	Memphis vs. Chattanooga, 9-17-05 (54 rushes)

SEASON

3,215	Memphis, 2005 (597 rushes in 12 games)
3,005	Louisville, 2004 (534 rushes in 12 games)
2,966	Louisville, 2003 (518 rushes in 13 games)
2,915	Army, 1999 (636 rushes in 11 games)
2,802	Houston, 2003 (651 rushes in 13 games)

YARDS PER GAME

SEASON

267.9	Memphis, 2005 (3,215 yards in 11 games)
265.0	Army, 1999 (2,915 yards in 11 games)
250.4	Louisville, 2004 (3,005 yards in 12 games)
234.2	Rice, 2005 (2,576 yards in 11 games)
228.2	Louisville, 2003 (2,966 yards in 13 games)

YARDS PER RUSH

GAME

11.51	Louisville vs. Cincinnati, 11-27-04 (31 for 357)
10.26	East Carolina vs. Wake Forest, 9-11-04 (23 for 236)
8.54	Houston vs. Louisiana-Lafayette, 9-18-99 (41 for 350)
8.33	Louisville vs. Chattanooga, 9-11-99 (33 for 275)
8.24	Marshall vs. Hofstra, 9-9-06 (38 for 313)

SEASON

5.73	Louisville, 2003 (518 for 2,966 yards)
5.63	Louisville, 2004 (534 for 3,005 yards)
5.38	Memphis, 2005 (597 for 3,215 yards)
5.34	East Carolina, 2001 (417 for 2,230 yards)
5.05	Memphis, 2004 (482 for 2,438 yards)
5.05	Army, 2004 (383 for 1,935 yards)

RUSHING TOUCHDOWNS

GAME

7	Army vs. Louisville, 10-7-99
7	Southern Miss vs. Southwestern La., 9-21-96
6	Marshall vs. UTEP, 11-18-06
6	Louisville vs. East Carolina, 10-2-04
6	Louisville at Army, 9-11-04
6	Southern Miss vs. Jackson State, 8-31-02
6	Louisville vs. Western Kentucky, 10-31-98
6	Cincinnati at Arkansas State, 11-21-98
6	Tulane vs. Louisiana Tech, 11-26-98

SEASON

47	Louisville, 2004
35	Louisville, 2003
31	Houston, 2003
30	Tulsa, 2006
29	Houston, 2006
29	Tulsa, 2005
29	Louisville, 1998

ALL-PURPOSE YARDS

GAME

911	Louisville vs. East Carolina, 11-14-98 (615 pass, 154 rush, 118 KR, 10 PR)
902	Tulane vs. Southwestern Louisiana, 10-31-98 (460 pass, 246 rush, 71 KR, 91 PR)
880	Louisville vs. Cincinnati, 10-3-98 (460 pass, 282 rush, 22 KR, 44 PR)
820	Louisville vs. Western Kentucky, 10-31-98 (489 pass, 198 rush, 105 KR, 28 PR)
797	Houston vs. Southern Miss, 11-9-96 (297 pass, 280 rush, 121 KR, 97 PR)

SEASON

7,713	Louisville, 2004 (3,463 pass, 3,005 rush, 762 KR, 483 PR)
7,606	Louisville, 2003 (3,389 pass, 2,966 rush, 993 KR, 258 PR)
7,558	Houston, 2003 (3,156 pass, 2,802 rush, 1,318 KR, 282 PR)
7,371	Louisville, 1998 (4,498 pass, 1,658 rush, 959 KR, 256 PR)
7,477	Houston, 2006 (3,889 pass, 2,356 rush, 1,072 KR, 160 PR)

PASSING

ATTEMPTS

GAME

72	Tulane at Louisville, 10-28-00 (43 comp.)
67	Louisville at Cincinnati, 11-8-97 (33 comp.)
66	Tulane vs. Houston, 11-6-99 (32 comp.)
63	Louisville vs. Southern Miss, 9-28-96 (35 comp.)
62	Louisville vs. Tulane, 10-11-97 (35 comp.)
62	East Carolina vs. Cincinnati, 11-13-97 (37 comp.)

SEASON

556	Tulane, 1999 (326 comp.)
525	Army, 2003 (272 comp.)
520	Cincinnati, 2002 (281 comp.)
515	Louisville, 1998 (338 comp.)
511	Tulane, 2001 (294 comp.)

COMPLETIONS

GAME

46	Louisville at East Carolina, 11-14-98 (58 att.)
43	Tulane at Louisville, 10-28-00 (72 att.)

41	Louisville at Tulane, 10-17-98 (57 att.)
39	Louisville vs. Illinois, 9-18-99 (60 att.)
38	Tulane at Navy, 11-13-99 (56 att.)

SEASON

338	Louisville, 1998 (515 att.)
326	Tulane, 1999 (556 att.)
322	Louisville, 1999 (501 att.)
300	Houston, 2006 (445 att.)
294	Tulane, 2001 (511 att.)

COMPLETION PERCENTAGE

GAME (min. 15 att.)

94.7	Tulane vs. Navy, 11-6-04 (18-of-19)
87.5	Southern Miss at East Carolina, 10-10-96 (14-of-16)
85.7	SMU vs. Sam Houston State, 9-16-06 (18-of-21)
85.2	Tulane at Rutgers, 10-24-98 (23-of-27)
85.0	Tulsa at Memphis, 10-21-06 (17-of-20)

SEASON

71.3	Louisville, 2004 (256 of 359)
67.8	Tulane, 1998 (230 of 339)
67.4	Houston, 2006 (300 of 445)
66.6	Tulsa, 2006 (243 of 365)
65.6	Louisville, 1998 (338 of 515)

PASSING YARDS

GAME

615	Louisville at East Carolina, 11-14-98 (46 of 58)
506	Louisville vs. Memphis, 10-24-98 (32 of 49)
489	Louisville vs. Western Kentucky, 10-31-98 (37 of 47)
477	Louisville at Tulane, 10-17-98 (41 of 57)
460	Tulane vs. Southwestern Louisiana, 10-31-98 (26 of 45)

SEASON

4,498	Louisville, 1998 (338 of 515)
3,889	Houston, 2006 (300 of 445)
3,877	Cincinnati, 2002 (281 of 520)
3,744	UTEP, 2006 (289 of 446)
3,687	Louisville, 1999 (322 of 501)

YARDS PER ATTEMPT

SEASON

9.88	Tulane, 1998 (3,352 on 339 att.)
9.65	Louisville, 2004 (3,463 on 359 att.)
8.74	Houston, 2006 (3,889 on 445 att.)
8.73	Louisville, 1998 (4,498 on 515 att.)
8.51	UAB, 2004 (3,073 on 361 att.)

YARDS PER COMPLETION

SEASON

15.44	UAB, 2004 (3,073 on 199)
14.57	Tulane, 1998 (3,352 on 230)
14.55	East Carolina, 2000 (2,473 on 170)
14.51	Houston, 2002 (2,670 on 184)
14.31	Southern Miss, 1998 (2,762 on 193)

TOUCHDOWN PASSES

GAME

6	Tulane vs. UAB, 10-23-04
6	Louisville at East Carolina, 11-14-98
5	23 tied with

Most recently:

UTEP at UAB, 11-10-06
Rice at Army, 9-30-06
SMU vs. Arkansas State, 9-23-06
SMU vs. Sam Houston State, 9-16-06

SEASON

38	Tulane, 1998 (11 games)
34	Tulane, 2003 (12 games)
33	Louisville, 1998 (11 games)
30	Houston, 2006 (14 games)
29	UTEP, 2005 (12 games)
29	Louisville, 1999 (11 games)

INTERCEPTIONS THROWN

GAME

7	Houston vs. South Florida, 11-23-02
6	Army vs. Southern Miss, 9-28-02
5	Rice vs. Troy, 12-22-06
5	Memphis at East Carolina, 9-16-06
5	Houston at UTEP, 9-16-05
5	Houston vs. Louisville, 11-18-00
5	Tulane at Syracuse, 10-2-99
5	Tulane at Navy, 11-13-99

SEASON

25	Army, 2003 (272 of 525)
25	Tulane, 1999 (326 of 556)
23	Cincinnati, 2002 (281 of 520)
22	East Carolina, 2002 (200 of 410)
22	Houston, 2002 (184 of 357)

FEWEST INTERCEPTIONS**SEASON**

5	Houston, 2006 (300 of 445)
5	Louisville, 2004 (256 of 359)
6	Houston, 2004 (198 of 354)
6	Memphis, 2001 (177 of 318)
6	Tulane, 1998 (230 of 339)
7	five tied with

SCORING**MOST POINTS****GAME**

72	Tulane vs. Southwestern Louisiana (20), 10-31-98
70	Louisville vs. Cincinnati (7), 11-27-04
66	Louisville vs. Houston (45), 11-22-03
65	Louisville at Houston (34), 11-20-04
64	Tulane at Louisville (33), 10-11-97

SEASON

597	Louisville, 2004
499	Tulane, 1998
462	Houston, 2006
450	Louisville, 2003
448	Houston, 2003

MOST POINTS (two teams)

117	TCU (62) vs. Houston (55), 10-25-03
114	Tulane (59) vs. UAB (55), 10-23-04
111	Louisville (66) vs. Houston (45), 11-22-03
111	Army (59) vs. Louisville (52), 2 ot, 10-7-99
108	Louisville (63) at East Carolina (45), 11-14-98
105	Louisville (56) at Memphis (49), 11-4-04
105	Houston (56) vs. Southern Miss (49) OT, 11-9-96

FEWEST POINTS SCORED (one team)

0	Tulane (0) vs. Texas (49), 9-28-02
0	UAB (0) at Louisiana-Lafayette (34), 9-21-02
0	Army (0) at Rutgers (44), 9-14-02
0	UAB (0) at Southern Miss (3), 9-29-01
0	Houston (0) at Texas (48), 9-23-00
0	Memphis (0) vs. Mississippi (3), 9-4-99
0	Army (0) vs. Southern Miss (24), 10-16-99
0	Cincinnati (0) vs. Miami (Ohio) (41), 10-24-98
0	East Carolina (0) vs. South Carolina (20), 9-20-97
0	East Carolina (0) at Syracuse (56), 10-4-97
0	Houston (0) at Southern Miss (33), 11-15-97
0	Memphis (0) at Southern Miss (16), 10-19-96
0	Cincinnati (0) at Kansas State (35), 9-14-96

FEWEST POINTS SCORED (two teams)

3	UAB (0) at Southern Miss (3), 9-29-01
3	Memphis (0) vs. Mississippi (3), 9-4-99
9	Louisville (7) vs. Colorado State (2), 10-4-01
9	Southern Miss (6) vs. Houston (3), 10-28-00
16	Memphis (6) vs. Mississippi (10), 9-5-05
16	Southern Miss (16) vs. Memphis (0), 10-19-96

MOST TOUCHDOWNS**GAME**

10	Louisville vs. Cincinnati, 11-27-04 (6 pass, 4 rush)
9	Louisville at Houston, 11-20-04 (4 pass, 5 rush)
9	Louisville vs. Cincinnati, 10-3-98 (5 pass, 4 rush)
9	Louisville vs. Western Kentucky, 10-31-98 (3 pass, 6 rush)
9	Louisville at East Carolina, 11-14-98 (6 pass, 3 rush)
9	Tulane vs. Southwestern Louisiana, 10-31-98 (5 pass, 4 rush)
9	Tulane vs. Louisiana Tech, 11-26-98 (3 pass, 6 rush)

SEASON

80	Louisville, 2004 (12 games)
68	Tulane, 1998 (11 games)
62	Louisville, 1998 (11 games)
59	Houston, 2006 (14 games)
58	Louisville, 2003 (13 games)
58	Houston, 2003 (13 games)

KICKING**FIELD GOAL ATTEMPTS****GAME**

6	UTEP vs. Houston, 9-16-05 (5 made)
6	Memphis at UAB, 10-9-99 (5 made)
6	Tulane at Louisville, 10-11-97 (5 made)
5	11 tied with

Most Recently: ECU at UCF, 10-4-06 (3 made)

SEASON

34	UCF, 2005 (22 made)
34	TCU, 2003 (28 made)
33	Tulane, 2002 (20 made)
32	Cincinnati, 2000 (29 made)
30	TCU, 2002 (23 made)

FIELD GOALS MADE**GAME**

5	UTEP vs. Houston, 9-16-05 (6 att.)
5	TCU at Cincinnati, 9-2-02 (5 att.)
5	Memphis at UAB, 10-9-99 (6 att.)
5	Tulane at Louisville, 10-11-97 (6 att.)
4	21 tied with. Most Recently: UCF at Memphis, 11-11-06 (4 att.)

SEASON

29	Cincinnati, 2000 (11 games)
28	TCU, 2003 (13 games)
23	Southern Miss, 2005 (12 games)
23	TCU, 2002 (12 games)
23	Tulane, 1997 (11 games)

FIELD GOAL PERCENTAGE**SEASON**

100.0	Memphis, 1998 (16 of 16)
93.8	Tulane, 2001 (15 of 16)
90.6	Cincinnati, 2000 (29 of 32)
89.5	East Carolina, 2005 (17 of 19)
88.0	Memphis, 2005 (22 of 25)

PAT KICKS ATTEMPTED**GAME**

10	Louisville vs. Cincinnati, 11-27-04 (10 made)
10	Tulane vs. Southwestern Louisiana, 10-31-98 (10 made)
9	Louisville at Houston, 11-20-04 (9 made)
9	Louisville vs. Western Kentucky, 10-31-98 (9 made)
9	Louisville at East Carolina, 11-14-98 (9 made)
9	Tulane vs. Louisiana Tech, 11-26-89 (9 made)
9	Louisville vs. Cincinnati, 10-3-98 (8 made)

SEASON

77	Louisville, 2004
68	Tulane, 1998
57	Houston, 2006
56	Houston, 2003
54	Louisville, 1998

PAT KICKS MADE**GAME**

10	Louisville vs. Cincinnati, 11-27-04 (10 att.)
10	Tulane vs. Southwestern Louisiana, 10-31-98 (10 att.)
9	Louisville at Houston, 11-20-04 (9 att.)
9	Louisville vs. Western Kentucky, 10-31-98 (9 att.)
9	Louisville at East Carolina, 11-14-98 (9 att.)
9	Tulane vs. Louisiana Tech, 11-26-89 (9 att.)
8	seven tied with

SEASON

77	Louisville, 2004
68	Tulane, 1998
56	Houston, 2003
55	Houston, 2006
51	Louisville, 1998

PAT KICKS PERCENTAGE**SEASON (min. 30 made)**

100.0	East Carolina, 2006 (31 of 31)
100.0	UTEP, 2005 (42 of 42)
100.0	UAB, 2005 (37 of 37)
100.0	Memphis, 2005 (36 of 36)
100.0	East Carolina, 2005 (30 of 30)
100.0	Louisville, 2004 (77 of 77)
100.0	Houston, 2003 (56 of 56)
100.0	TCU, 2003 (38 of 38)
100.0	Southern Miss, 2002 (31 of 31)
100.0	Cincinnati, 2001 (36 of 36)

100.0	Memphis, 2001 (36 of 36)
100.0	UAB, 2001 (31 of 31)
100.0	Southern Miss, 2001 (30 of 30)
100.0	Louisville, 2000 (45 of 45)
100.0	Army, 1999 (27 of 27)
100.0	Tulane, 1998 (68 of 68)

TOTAL POINTS BY KICKING

SEASON

122	TCU, 2003 (38 XP, 28 FG)
113	Louisville, 2004 (77 XP, 12 FG)
113	Cincinnati, 2000 (26 XP, 29 FG)
109	Tulane, 1997 (40 XP, 23 FG)
108	Memphis, 2004 (48 XP, 20 FG)

PUNTING

MOST PUNTS

GAME

12	Cincinnati vs. Louisville (10-26-96)
11	Southern Miss vs. N.C. State (10-29-05)
11	Tulane vs. Mississippi State (9-17-05)
11	East Carolina vs. N.C. State (11-27-04)
11	UAB at Memphis (10-27-01)
11	TCU at Nebraska (8-25-01)
11	Memphis at Southern Miss (9-30-00)
11	Memphis vs. Mississippi (9-4-99)
11	Tulane at East Carolina (10-23-99)
11	Cincinnati at Boston College (9-27-97)

SEASON

84	Army, 2003 (3,072 yards)
84	Southern Miss, 2003 (3,360 yards)
82	Memphis, 2000 (3,182 yards)
81	Southern Miss, 2002 (3,354 yards)
80	TCU, 2002 (3,098 yards)

YARDS PUNTED

GAME

510	Cincinnati at Louisville, 10-26-96 (12 punts)
474	Southern Miss at N.C. State, 10-29-05 (11 punts)
493	TCU at Nebraska, 8-25-01 (11 punts)
467	UAB at Memphis, 10-27-01 (11 punts)
456	Cincinnati at Boston College, 9-27-97 (11 punts)

SEASON

3,360	Southern Miss, 2003 (84 yards)
3,354	Southern Miss, 2002 (81 yards)
3,182	Memphis, 2000 (82 punts)
3,177	East Carolina, 2002 (75 punts)
3,167	UAB, 2002 (79 punts)

PUNTING AVERAGE

SEASON

44.5	Army, 1998 (48 for 2,137)
42.4	East Carolina, 2002 (75 for 3,177)
41.6	East Carolina, 1998 (66 for 2,745)
41.4	Southern Miss, 2002 (81 for 3,354)
41.1	Cincinnati, 2001 (65 for 2,826)

PUNT RETURNS

MOST RETURNS

GAME

9	UAB vs. Louisiana-Lafayette, 9-30-00 (76 yards)
9	Louisville at Illinois, 9-19-98 (39 yards)
8	Louisville vs. TCU, 11-10-04 (63 yards)
8	Louisville at Army, 9-21-02 (203 yards)
8	Southern Miss at Louisville, 10-16-01 (45 yards)
8	Memphis at UAB, 10-9-99 (68 yards)
8	Southern Mess vs. Southwestern Louisiana, 9-26-98 (137 yards)
8	Cincinnati vs. Kentucky, 9-7-96 (68 yards)

SEASON

54	Louisville, 2002 (716 yards)
50	USF, 2003 (495 yards)
49	TCU, 2002 (443 yards)
47	Louisville, 2004 (483 yards)
46	Louisville, 1996 (363 yards)

YARDS RETURNED

GAME

203	Louisville at Army, 9-21-02 (8 returns)
168	East Carolina vs. Houston, 11-11-00 (6 returns)
154	Louisville vs. Cincinnati, 11-27-04 (6 returns)
148	East Carolina vs. Memphis, 11-20-04 (6 returns)
143	Tulane vs. Hawai'i, 12-25-02 (5 returns)

SEASON

716	Louisville, 2002 (54 returns)
582	Cincinnati, 1997 (40 returns)
495	USF, 2003 (50 returns)
484	Tulane, 2002 (28 returns)
483	Louisville, 2004 (47 returns)

YARDS PER PUNT RETURN

GAME (min. 3 returns)

33.3	East Carolina vs. Cincinnati, 11-13-99 (4 for 133)
32.3	Cincinnati at Miami (Ohio), 10-25-97 (3 for 97)
32.3	Houston vs. Southern Miss, 11-9-96 (3 for 97)
30.7	Memphis vs. Cincinnati, 11-11-00 (3 for 92)
29.3	Louisville vs. Illinois, 9-13-97 (3 for 88)

SEASON

20.0	UTEP, 2006 (13 for 260)
19.1	UAB, 1999 (23 for 440)
17.3	Tulane, 2002 (28 for 484)
17.1	Army, 2000 (17 for 290)
16.5	UCF, 2005 (28 for 463)

PUNT RETURN TOUCHDOWNS

GAME

3	Louisville vs. Cincinnati, 11-27-04
2	Louisville at Army, 9-21-02
2	UAB at Missouri, 9-4-99
2	Cincinnati vs. Louisville, 11-8-97
1	47 tied with. Most recently:
1	Southern Miss vs. Marshall, 11-25-06

SEASON

4	Louisville, 2002
4	Cincinnati, 1997
3	Louisville, 2004
3	Army, 2000
2	eleven tied with

KICKOFF RETURNS

MOST RETURNS

GAME

10	TCU at Louisville, 11-10-04 (237 yards)
10	Houston at East Carolina, 11-11-00 (242 yards)
10	Louisville vs. Kentucky, 9-5-98 (112 yards)
9	16 tied with. Most recently:
	SMU vs. Texas A&M, 9-17-05 (196 yards)

SEASON

79	Army, 2002 (1,546 yards)
67	Army, 2003 (1,371 yards)
63	Tulane, 2001 (1,071 yards)
60	Army, 2004 (1,363 yards)
58	Rice, 2006 (1,096 yards)
58	Houston, 2003 (1,318 yards)

YARDS RETURNED

GAME

297	Army at Tulane, 11-13-04 (8 returns)
242	Houston at East Carolina, 11-11-00 (10 returns)
237	TCU at Louisville, 11-10-04 (10 returns)
211	Houston at Alabama, 8-30-97 (7 returns)
207	Southern Miss at Tennessee, 11-8-97 (7 returns)

SEASON

1,546	Army, 2002 (79 returns)
1,371	Army, 2003 (74 returns)
1,363	Army, 2004 (60 returns)
1,318	Houston, 2003 (58 returns)
1,211	UAB, 2002 (55 returns)

YARDS PER KICKOFF RETURN

GAME (min. 3 per game)

48.3	East Carolina at Southern Miss, 10-28-06 (3 for 145)
47.0	Louisville vs. Kentucky, 9-1-02 (3 for 141)
46.3	TCU vs. Houston, 10-5-02 (3 for 139)
45.3	SMU at Tulane, 9-30-06 (3 for 136)
43.7	Memphis vs. Tennessee, 11-9-96 (3 for 131)

SEASON

28.2	Southern Miss, 1997 (31 for 873)
26.1	Louisville, 2000 (31 for 810)
25.3	Southern Miss, 1996 (30 for 759)
25.2	USF, 2003 (30 for 755)
24.0	Army, 1998 (45 for 1,078)

INTERCEPTIONS**GAME**

6	Southern Miss at Army, 9-28-02 (56 yards)
5	East Carolina vs. Memphis, 9-16-06 (155 yards)
5	UTEP vs. Houston, 9-16-05 (44 yards)
5	Louisville at Houston, 11-18-00 (19 yards)
5	Memphis at Mississippi State, 8-30-97 (24 yards)
5	Tulane at Southwestern La., 11-1-97 (42 yards)
4	29 tied with. Most Recently: SMU vs. UTEP, 11-26-05 (38 yards)

SEASON

27	Louisville, 2000 (328 yards)
26	Tulane, 1997 (362 yards)
22	Tulsa, 2005 (171 yards)
22	TCU, 2002 (237 yards)
22	Tulane, 2002 (400 yards)

INT YARDS RETURNED**GAME (min. 2 returns)**

155	East Carolina vs. Memphis, 9-16-06 (5 returns)
123	Cincinnati at Memphis, 10-17-98 (2 returns)
120	Tulane vs. Marshall, 10-29-05 (3 returns)
119	Louisville at Kentucky, 9-4-99 (2 returns)
117	Louisville at Southern Miss, 11-4-00 (4 returns)

SEASON

400	Tulane, 2002 (22 returns)
362	Tulane, 1997 (26 returns)
344	SMU, 2005 (17 returns)
329	Louisville, 1999 (13 returns)
328	Louisville, 2000 (27 returns)

YARDS PER RETURN**GAME (min. 3 returns)**

40.0	Tulane vs. Marshall, 10-29-05 (3 for 120)
39.7	Louisville at Kentucky, 9-4-99 (3 for 119)
34.7	Cincinnati at Boston College, 9-27-97 (3 for 104)
33.3	Memphis at Army, 9-23-00 (3 for 100)
32.0	Louisville at UAB, 10-7-00 (4 for 96)

SEASON

25.3	Louisville, 1999 (13 for 329)
20.3	East Carolina, 1997 (10 for 203)
20.2	SMU, 2005 (17 for 344)
20.2	Cincinnati, 1998 (9 for 182)
19.1	Tulane, 2005 (7 for 134)

INTERCEPTIONS FOR TOUCHDOWNS**GAME**

2	East Carolina vs. Memphis (9-16-06)
2	Tulane vs. Marshall (10-29-05)
2	Cincinnati at East Carolina (12-6-02)
2	Louisville at Southern Miss (11-4-00)
2	Cincinnati at Memphis (10-17-98)
2	Cincinnati at Boston College (9-27-97)
2	East Carolina at Louisville (11-1-97)
1	99 tied with

SEASON

4	Southern Miss, 2006
4	Cincinnati, 2002
4	Southern Miss, 2000
3	USF, 2004
3	Southern Miss, 2003
3	Tulane, 2002
3	Louisville, 2000
3	Louisville, 1999
3	Southern Miss, 1999
3	East Carolina, 1997

FUMBLES RECOVERED**GAME**

6	TCU at Northwestern (9-7-02)
5	Houston vs. Rice (9-4-99)
5	Memphis vs. Cincinnati (10-17-98)
5	Louisville vs. Baylor (9-14-96)
4	17 tied with. Most Recently: SMU vs. Arkansas State, 9-23-06

SEASON

21	Cincinnati, 2002
21	Tulane, 2002
20	TCU, 2002
19	Southern Miss, 2005
19	Southern Miss, 2000

TACKLES FOR LOSS**SEASON**

151	TCU, 2002 (547 yards)
145	Louisville, 1996 (742 yards)
123	TCU, 2003 (454 yards)
119	Tulane, 2002 (457 yards)
118	Southern Miss, 1999 (431 yards)

SACKS**GAME**

11	Tulane vs. Florida A&M, 9-11-04
11	Southern Miss at Tulane, 10-3-98
11	Louisville vs. Memphis, 11-2-96
10	TCU vs. Tulane, 11-9-02
10	Louisville vs. Grambling, 9-9-00

SEASON

52	Southern Miss, 1998 (258 yards)
50	Louisville, 2000 (341 yards)
49	Tulane, 2002 (343 yards)
46	Louisville, 1996 (325 yards)
44	TCU, 2002 (335 yards)

SAFETIES**GAME**

2	Memphis at Missouri (9-14-96)
1	23 tied with

SEASON

3	Southern Miss, 2002
2	SMU, 2005
2	Louisville, 2002
2	TCU, 2002
2	Memphis, 2001
2	UAB, 1999
2	Memphis, 1999
2	Memphis, 1996
2	Southern Miss, 1996

TOTAL DEFENSE**FEWEST PLAYS ALLOWED****GAME**

41	Cincinnati vs. Kent (9-4-99)
43	TCU vs. North Texas (9-8-01)
46	Cincinnati vs. Kansas (9-20-97)
47	Houston at North Carolina (10-16-99)
49	Tulane at SMU (9-24-05)
49	UAB vs. Middle Tennessee State (10-21-00)
49	Houston at UAB (9-25-99)

SEASON

707	TCU, 2001
716	Marshall, 2005
719	UAB, 2001
726	UAB, 2006
733	Cincinnati, 2004

FEWEST YARDS ALLOWED**GAME**

53	Cincinnati vs. Kansas (9-20-97)
60	Louisville vs. Grambling (9-9-00)
85	Southern Miss at Tulane (11-11-06)
89	Tulsa vs. North Texas (9-16-06)
91	UAB vs. Louisiana-Lafayette (9-30-00)

SEASON

2,594	Louisville, 1996
2,883	TCU, 2002
2,925	UAB, 2001
2,954	Southern Miss, 2000
3,028	Memphis, 2000

FIRST DOWNS**FEWEST RUSHING ALLOWED****GAME**

0	East Carolina vs. Marshall (11-11-06)
1	Memphis vs. UTEP (11-29-06)
1	UAB vs. UTEP (11-10-06)
1	Marshall vs. Hofstra (9-9-06)
1	UTEP at New Mexico State (9-3-05)
1	Cincinnati vs. Marshall (12-23-04)
1	TCU vs. Tulane (11-9-02)
1	TCU at Louisville (10-19-02)

1	Louisville at Army (9-21-02)
1	UAB at Houston (11-17-01)
1	UAB vs. Montana State (8-30-01)
1	Southern Miss vs. Tulane (9-6-99)
1	Cincinnati vs. Kansas (9-20-97)
1	Tulane at Louisville (10-11-97)
1	Southern Miss vs. Houston (11-15-97)
2	13 tied with

SEASON

46	TCU, 2002
51	UAB, 2001
52	Memphis, 2000
53	Cincinnati, 1997
59	Louisville, 1996

FEWEST PASSING ALLOWED**GAME**

0	Marshall at Memphis (11-26-05)
0	Houston vs. Army (10-3-98)
0	Tulane vs. Rice (9-13-97)
0	Tulane vs. Army (10-4-97)
1	East Carolina vs. Navy (9-2-06)
1	Tulane vs. Navy (11-6-04)
1	TCU at North Texas (9-1-01)
1	Army vs. Navy (12-4-99)
1	East Carolina vs. Ohio (9-19-98)
1	Louisville vs. Cincinnati (10-26-96)

SEASON

76	Memphis, 1999
78	Memphis, 2000
80	Memphis, 1997
81	Southern Miss, 2000
82	Cincinnati, 1996

FEWEST TOTAL ALLOWED**GAME**

4	Cincinnati vs. Kansas (9-20-97)
6	Tulsa vs. North Texas (9-16-06)
6	Cincinnati vs. Kent (9-4-99)
7	Southern Miss vs. Tulane (11-11-06)
7	UTEP vs. SMU (10-7-06)
7	Marshall vs. SMU (10-1-05)
7	TCU at North Texas (9-1-01)
7	Memphis vs. Mississippi State (9-2-00)
7	Louisville vs. Cincinnati (10-26-96)

SEASON

160	TCU, 2002
164	Southern Miss, 2000
167	Louisville, 1996
168	Memphis, 2000
171	UAB, 2001

FEWEST RUSHES ALLOWED**GAME**

14	East Carolina vs. Marshall, 11-11-06 (35 yards)
16	Memphis at UTEP, 11-25-06 (5 yards)
16	Memphis at East Carolina, 10-22-05 (68 yards)
16	Tulsa at Southern Miss, 10-8-05 (37 yards)
16	UCF vs. Marshall, 9-24-05 (11 yards)
16	UAB vs. Hawaii, 12-24-04 (84 yards)
16	UAB at Houston, 11-17-01 (-6 yards)

SEASON

333	UAB, 2001 (630 yards)
337	Cincinnati, 1997 (921 yards)
346	Memphis, 2000 (800 yards)
367	Southern Miss, 1997 (1,184 yards)
376	TCU, 2001 (1,032 yards)

FEWEST YARDS PER RUSH**GAME**

-2.30	TCU at Tulane, 11-9-02 (23 for -53)
-2.00	Cincinnati vs. Kansas, 9-20-97 (23 for -46)
-1.88	TCU vs. Louisville, 11-23-01 (25 for -47)
-1.51	Louisville vs. Grambling, 9-9-00 (37 for -56)
-1.45	UCF vs. Marshall, 9-24-05 (16 for -11)

SEASON

1.89	UAB, 2001 (333 for 630)
1.98	TCU, 2002 (393 for 778)
2.04	Louisville, 1996 (437 for 892)
2.22	Louisville, 2000 (395 for 879)
2.31	Memphis, 2000 (346 for 800)

FEWEST PASSES ALLOWED**GAME**

3	Tulane at Navy, 11-5-05 (1 completion)
3	Tulane vs. Navy, 11-13-99 (2 completions)
3	Houston vs. Army, 10-10-98 (1 completion)
3	East Carolina at Ohio, 9-19-98 (1 completion)
3	Tulane vs. Rice, 9-13-97 (2 completions)
5	Army vs. Navy, 12-7-02 (4 completions)
5	Army vs. Navy, 12-4-99 (3 completions)

SEASON

259	Tulane, 1999 (145 completions)
262	Tulane, 1996 (158 completions)
265	UAB, 2001 (128 completions)
267	Marshall, 2005 (150 completions)
273	East Carolina, 2004 (164 completions)

FEWEST COMPLETIONS**GAME**

1	Marshall at Memphis, 11-26-05 (8 attempts)
1	Tulane at Navy, 11-5-05 (3 attempts)
1	Houston vs. Army, 10-10-98 (3 attempts)
1	East Carolina at Ohio, 9-19-98 (3 attempts)
2	East Carolina at Navy, 9-2-06 (6 attempts)
2	Tulane vs. Navy, 11-13-99 (3 attempts)
2	Tulane vs. Rice, 9-13-97 (3 attempts)
3	five tied with

SEASON

128	UAB, 2001 (265 attempts)
131	Cincinnati, 1996 (311 attempts)
145	Tulane, 1999 (259 attempts)
150	Marshall, 2005 (267 attempts)
154	Houston, 1999 (329 attempts)

LOWEST COMPLETION PERCENTAGE**GAME (min. 10 att.)**

14.3	Louisville vs. USF, 10-22-04 (3 for 21)
20.0	Houston vs. Rice, 9-4-99 (3 for 15)
21.4	TCU vs. Colorado State, 12-31-02 (6 for 28)
23.5	Tulane vs. Navy, 11-6-04 (4 for 17)
25.0	Southern Miss at Tulane, 11-11-06 (4 for 16)
25.0	TCU at North Texas, 9-1-01 (3 for 12)
25.0	Southern Miss vs. East Carolina, 11-24-00 (5 for 20)
25.0	Cincinnati vs. Kent, 9-4-99 (4 for 16)

SEASON

42.1	Cincinnati, 1996 (131 of 311)
46.8	Southern Miss, 2002 (177 of 378)
46.8	Houston, 1999 (154 of 329)
48.3	UAB, 2001 (128 of 265)
48.2	Louisville, 1996 (158 of 328)

SCORING DEFENSE**FEWEST TOUCHDOWNS****SEASON**

20	Memphis, 2000
20	Louisville, 1996
21	Southern Miss, 2001
21	Southern Miss, 2000
21	UAB, 2000
21	Southern Miss, 1999
21	Southern Miss, 1997

FEWEST POINTS**GAME**

0	Southern Miss (3) vs. UAB (0), 9-29-01
0	East Carolina (38) at Duke (0), 9-2-00
0	Louisville (52) vs. Grambling (0), 9-9-00
0	Memphis (28) vs. Louisiana-Monroe (0), 9-9-00
0	Southern Miss (21) at Alabama (0), 9-16-00
0	UAB (47) vs. Louisiana-Monroe (0), 10-2-99
0	Houston (45) vs. Louisiana-Lafayette (0), 9-18-99
0	Southern Miss (24) vs. Army (0), 10-16-99
0	Southern Miss (48) vs. Louisiana-Lafayette (0), 11-13-99
0	Tulane (41) vs. Army (0), 10-4-97
0	Tulane (56) vs. Southwestern La. (0), 11-1-97
0	Southern Miss (33) vs. Houston (0), 11-15-97
0	Southern Miss (16) vs. Memphis (0), 10-19-96

SEASON

172	Southern Miss, 1999
182	Southern Miss, 2000
182	Memphis, 1999
186	Southern Miss, 2001
192	UAB, 2000

2006 – HOUSTON, TEXAS (Robertson Stadium)

Houston 34, Southern Miss 20

Kevin Kolb threw two touchdown passes to Biren Ealy and ran for another score to lead Houston to a 34-20 win over Southern Miss in the second annual Conference USA championship game.

"A lot of people doubted us and said it couldn't be done," said Kolb, who completed 19-for-31 passes for 258 yards and two touchdowns. "It was done tonight and hopefully, for the program, it will continue to be done."

The Cougars (10-3) won their first C-USA title in 1996, but went 37-66 over the next nine seasons. Houston hired Art Briles in 2003 and he lured Kolb, the quarterback Briles coached in high school.

In the game, Kolb became the conference's all-time passing leader, leapfrogging Louisville quarterback Chris Redman. Kolb, who made his 49th career start, now has 12,578 passing yards.

Kolb also had a 46-yard touchdown run in the third quarter that gave the Cougars the lead for good. His two TD passes moved him into second place on the league's career list, two behind Redman's record of 84.

After the game, Kolb only wanted to talk about the championship.

"I've been telling people since the beginning of the year that that's all that matters and that's the truth," he said. "This means a lot more to me than any records."

Vincent Marshall, Houston's career receiving leader, caught eight passes for 100 yards and had a touchdown run on a lateral for the Cougars. Marshall, a senior, was named the game's Most Valuable Player. He finished with 224 all-purpose yards - 100 receiving, 18 on his first career pass, 22 on the TD run and 102 on three kickoff returns.

"The only thing I was thinking about was all the hard work we've put into this," Marshall said.

"It's very gratifying," Briles said. "We've battled our tails off now for four years and got this thing where it needs to be."

Jeremy Young had a touchdown run and threw a TD pass to Chris Johnson to lead the Golden Eagles (8-5), who will play Ohio in the GMAC Bowl.

"Our guys played hard and I am proud of our football team for getting to this game," said Eagles coach Jeff Bower. "We certainly would have

liked to have won it, but I'm proud of them for what they've done this year."

The Cougars trailed 17-13 at halftime, but came from behind to win for the sixth straight game.

Early in the third quarter, Kolb faked a handoff to Battle and sprinted for a touchdown, the longest run of his career.

Kolb, Conference USA's career leader in total offense, went 6-for-6 on Houston's next drive and found Ealy for a 33-yard touchdown with 2:52 left in the third quarter.

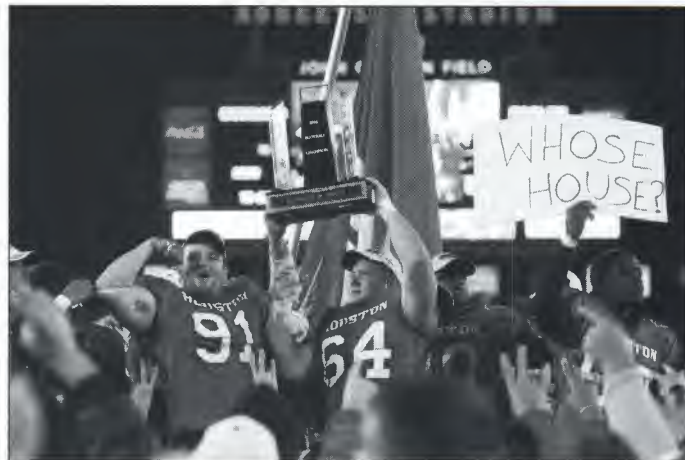
While Kolb hit his stride after a sluggish first half, Houston's defense held Southern Miss to 46 yards and two first downs in the third quarter.

Darren McCaleb kicked a 31-yard field goal midway through the fourth quarter to cut Houston's lead to 27-20.

But Kolb drove the Cougars to the Southern Miss 32, then lofted a TD pass to Ealy down the sideline with 4:25 left. After the touchdown, Kolb jogged to the sideline and high-fived quarterbacks coach Philip Montgomery.

The game drew 31,818, the largest crowd in the history of Robertson Stadium, which was built in the 1940s and expanded in 1999.

Southern Miss freshman Damion Fletcher, the league's second-leading rusher, finished with 90 yards, 13 below his average.



2005 – ORLANDO, FLA. (Citrus Bowl)

Tulsa 44, UCF 27

Tarrison Adams had three touchdowns, two of them rushing, and Tulsa's defense shut UCF out in the second half as the Golden Hurricane claimed their first league title in 20 years with a 44-27 victory in the inaugural Conference USA championship game before 51,978 at the Florida Citrus Bowl.

Adams had a 15-yard touchdown catch and a 6-yard scoring run in the first quarter - then sealed the win with a 25-yard run with 6:17 left in the third as Tulsa won for the sixth time in its last seven games. The Golden Hurricane's last league crown came in 1985, when Tulsa won the Missouri Valley Conference.

Paul Smith completed 13 of 20 passes for 205 yards and two scores for Tulsa, which held UCF to 55 yards in the second half. Uiril Parrish had 100 yards and a touchdown for the Golden Hurricane, and Adams finished with 81 rushing yards.

Tulsa's Garrett Mills had eight catches for 152 yards - giving him 1,183 for the year, a new NCAA record for most receiving yards by a tight ends in a season.

Kevin Smith ran for 108 yards and a touchdown for UCF, which snapped a 17-game losing streak earlier this season and will play in a bowl for the first time in the school's 10-year football history. Steven Moffett threw for 190 yards and a touchdown, but had two interceptions and lost two fumbles - with three of those turnovers coming in the second half.

UCF had a chance to cut a 14-point deficit in half early in the fourth, but Dontavious Wilcox - with no defenders in front of him - stumbled and fell at the Tulsa 10.

The Golden Knights, who'd never drawn more than 50,220 to a home game, eventually turned the ball over on downs, and Tulsa ran 7 1/2 minutes off the clock before Brad DeVault kicked his third field goal with 2:24 left to cap the scoring.

Tulsa led 31-27 at halftime, after the teams totaled 520 yards - not including a 58-yard interception return by Tulsa's Nick Graham and a

68-yard punt return for a touchdown by UCF's Joe Burnett.

Moffett threw a 43-yard pass to Willie Thornton to open the scoring, but the Golden Hurricane answered with 21 straight points to build an early two-touchdown lead. Adams caught a 15-yard touchdown pass from Smith, then scored on a 6-yard run to give Tulsa its first lead.

After Graham picked off a Moffett pass and returned it to the UCF 2, Parrish scored one play later for a 21-7 Tulsa lead - capping a run of three touchdowns in less than seven minutes by the Golden Hurricane.

UCF rallied with 17 unanswered points in a 5 1/2-minute stretch, with Smith scoring on a 31-yard run, Matt Prater kicking a 46-yard field goal and Burnett putting the Golden Knights back on top with his second interception return for a score in as many games.

DeVault's 29-yard field goal and Mills' 29-yard touchdown catch with 2:06 left - the one setting the NCAA record - gave Tulsa a 31-24 edge, before Prater drew the Golden Knights within four with a 40-yard field goal on the half's final play.

But UCF went scoreless in the third quarter, while Tulsa got an 18-yard field goal by DeVault and a 25-yard run by Adams midway through the period to take a 41-27 lead into the final 15 minutes.



INDIVIDUAL

TOTAL OFFENSE

PLAYS

39	Jeremy Young, Southern Miss (32 pass, 7 rush)	2006
36	Kevin Kolb, Houston (31 pass, 5 rush)	2006

YARDS GAINED

315	Kevin Kolb, Houston (258 pass, 57 rush)	2006
227	Paul Smith, Tulsa (205 pass, 22 rush)	2005

YARDS PER PLAY (Min. 20 Plays)

8.75	Kevin Kolb, Houston (36 for 315)	2006
7.83	Paul Smith, Tulsa (29 for 227)	2005

TOUCHDOWN RESPONSIBILITY

3	Kevin Kolb, Houston (2 pass, 1 rush)	2006
3	Tarrion Adams, Tulsa (2 rush, 1 rec.)	2005

RUSHING

MOST RUSHES

23	Uril Parrish, Tulsa (100 yards)	2005
17	Jackie Battle, Houston (57 yards)	2006

YARDS GAINED

108	Kevin Smith, UCF (15 rushes)	2005
100	Uril Parrish, Tulsa (23 rushes)	2005

YARDS PER RUSH (Min. 10 rushes)

7.20	Kevin Smith, UCF (15 for 108)	2005
7.00	Tarrion Adams, Tulsa (12 for 84)	2005

LONGEST RUSH

46	Kevin Kolb, Houston	2006
36	Damion Fletcher, Southern Miss	2006

ALL-PURPOSE YARDS

224	Vincent Marshall, Houston (22 rush, 100 rec., 102 KOR)	2006
152	Garrett Mills, Tulsa (152 rec.)	2005

PASSING

ATTEMPTS

32	Jeremy Young, Southern Miss (17 comp., 186 yards)	2006
31	Kevin Kolb, Houston (19 comp., 258 yards)	2006

COMPLETIONS

19	Kevin Kolb, Houston (31 att., 258 yards)	2006
17	Jeremy Young, Southern Miss (32 att., 186 yards)	2006

COMPLETION PERCENTAGE (Min. 10 comp.)

65.0	Paul Smith, Tulsa (13 of 20)	2005
61.3	Kevin Kolb, Houston (19 of 31)	2006

YARDS GAINED

258	Kevin Kolb, Houston (19 of 31)	2006
205	Paul Smith, Tulsa (13 of 20)	2005

TOUCHDOWN PASSES

2	Kevin Kolb, Houston	2006
2	Paul Smith, Tulsa	2005

INTERCEPTIONS

2	Steven Moffett, UCF	2005
0	several tied	

LONGEST PASS FROM SCRIMMAGE

45	Jeremy Young to Shawn Nelson, Southern Miss	2006
43	Steven Moffett to Willie Thornton, UCF	2005

RECEIVING

CATCHES

8	Garrett Mills, Tulsa (152 yards)	2005
8	Vincent Marshall, Houston (100 yards)	2006

YARDS GAINED

152	Garrett Mills, Tulsa (8 rec.)	2005
109	Brandon Marshall, UCF (7 rec.)	2005

YARDS PER CATCH (Min. 3)

24.3	Biren Ealy, Houston (3 catches, 73 yards)	2006
19.0	Garrett Mills, Tulsa (8 catches, 152 yards)	2005

TOUCHDOWN CATCHES

2	Biren Ealy, Houston	2006
1	four tied with	

SCORING

MOST POINTS

18	Tarrion Adams, Tulsa (3 TDs)	2005
14	Brad DeVault, Tulsa (3 FG, 5 XP)	2005

MOST TOUCHDOWNS

3	Tarrion Adams, Tulsa	2005
2	Biren Ealy, Houston	2006

FIELD GOAL ATTEMPTS

3	Brad DeVault, Tulsa (3 made)	2005
2	two tied with	

FIELD GOALS MADE

3	Brad DeVault, Tulsa (3 made)	2005
2	two tied with	

LONG FIELD GOALS

46	Matt Prater, UCF	2005
41	Matt Prater, UCF	2005

PAT KICKS ATTEMPTED

5	Brad DeVault, Tulsa	2005
4	Ben Bell, Houston	2006

PAT KICKS MADE

5	Brad DeVault, Tulsa	2005
4	Ben Bell, Houston	2006

TOTAL POINTS SCORED BY KICKING

14	Brad DeVault, Tulsa (3 FG, 5 XP)	2005
9	Matt Prater, UCF (2 FG, 3 XP)	2005

PUNTING

MOST PUNTS

5	Chris Kindred, Tulsa (184 yards)	2005
4	Aaron Horne, UCF (162 yards)	2005

YARDS PUNTED

184	Chris Kindred, Tulsa (5 punts)	2005
162	Aaron Horne, UCF (4 punts)	2005

PUNTING AVERAGE (Min. 3 punts)

40.5	Aaron Horne, UCF (4 punts, 162 yards)	2005
36.8	Chris Kindred, Tulsa (5 punts, 184 yards)	2005

LONGEST PUNT

49	Britt Barefoot, Southern Miss	2006
47	Chris Kindred, Tulsa	2005

PUNT RETURNS

MOST RETURNS

3	Ashlan Davis, Tulsa (6 yards)	2005
2	Joe Burnett, UCF (82 yards)	2005

YARDS RETURNED

82	Joe Burnett, UCF (2 returns)	2005
6	Ashlan Davis, Tulsa (3 returns)	2005

GAIN PER RETURN (Min. 2 ret.)

41.0	Joe Burnett, UCF (2 ret., 82 yards)	2005
2.0	Ashlan Davis, Tulsa (3 ret., 6 yards)	2005

LONG PUNT RETURNS

68	Joe Burnett, UCF	2005
14	Joe Burnett, UCF	2005

KICKOFF RETURNS

MOST RETURNS

4	Ed Morgan, Southern Miss (75 yards)	2006
4	Curtis Francis, UCF (59 yards)	2005

YARDS RETURNED

102	Vincent Marshall, Houston (3 returns)	2006
75	Ed Morgan, Southern Miss (4 returns)	2006

GAIN PER RETURN (Min. 2)

39.0	Ashlan Davis, Tulsa (2 ret., 78 yards)	2005
34.0	Vincent Marshall, Houston (3 ret., 102 yards)	2006

LONG KICKOFF RETURNS

40	Vincent Marshall, Houston	2006
39	Ashlan Davis, Tulsa	2005

INTERCEPTIONS**MOST INTERCEPTIONS**

1	Nick Graham, Tulsa (58 yards)	2005
1	Roy Roberts, Tulsa (13 yards)	2005

YARDS RETURNED

58	Nick Graham, Tulsa (1 return)	2005
13	Roy Roberts, Tulsa (1 return)	2005

INTERCEPTION TOUCHDOWNS

0	None	
---	------	--

LONGEST INTERCEPTION RETURNS

58	Nick Graham, Tulsa	2005
13	Roy Roberts, Tulsa	2005

LONGEST FUMBLE RECOVERY RETURN

10	Chadd Evans, Tulsa	2005
0	three tied with	

TEAM**MOST RUSHES**

48	Tulsa vs. UCF (196 yards)	2005
35	UCF vs. Tulsa (149 yards)	2005

YARDS GAINED RUSHING

196	Tulsa vs. UCF (48 att.)	2005
167	Houston vs. Southern Miss (33 att.)	2006

RUSHING TOUCHDOWNS

3	Houston vs. Southern Miss	2006
3	Tulsa vs. UCF	2005

PASSING ATTEMPTS

32	Houston vs. Southern Miss (20 comp., 276 yards)	2006
32	Southern Miss vs. Houston (17 comp., 186 yards)	2006

COMPLETIONS

20	Houston vs. Southern Miss (32 att., 276 yards)	2006
17	Southern Miss vs. Houston (32 att., 186 yards)	2006

COMPLETION PERCENTAGE

65.0	Tulsa vs. UCF (13 of 20)	2005
62.5	Houston vs. Southern Miss (20 of 32)	2006

PASSING YARDS

276	Houston vs. Southern Miss (20 of 32)	2006
205	Tulsa vs. UCF (13 of 20)	2005

PASSING TOUCHDOWNS

2	Houston vs. Southern Miss	2006
2	Tulsa vs. UCF	2005

TOTAL OFFENSIVE PLAYS

68	Tulsa vs. UCF (401 yards)	2005
65	Houston vs. Southern Miss (443 yards)	2006
65	Southern Miss vs. Houston (349 yards)	2006

TOTAL OFFENSIVE YARDS

443	Houston vs. Southern Miss (65 plays)	2006
401	Tulsa vs. UCF (68 plays)	2005

TOTAL YARDS PER PLAY

6.82	Houston vs. Southern Miss (65 for 443)	2006
5.89	Tulsa vs. UCF (68 for 401)	2005

TOTAL FIRST DOWNS

24	Houston vs. Southern Miss	2006
23	Tulsa vs. UCF	2005

FIRST DOWNS RUSHING

10	Tulsa vs. UCF	2005
9	Houston vs. Southern Miss	2006

FIRST DOWNS PASSING

14	Houston vs. Southern Miss	2006
10	UCF vs. Tulsa	2005

MOST PUNTS

5	Tulsa vs. UCF (184 yards)	2005
4	UCF vs. Tulsa (162 yards)	2005

YARDS PUNTING

184	Tulsa vs. UCF (5 punts)	2005
162	UCF vs. Tulsa (4 punts)	2005

PUNTING AVERAGE

40.5	UCF vs. Tulsa (4 for 162)	2005
36.8	Tulsa vs. UCF (5 for 184)	2005

PUNT RETURN YARDS

82	UCF vs. Tulsa (2 att.)	2005
6	Tulsa vs. UCF (3 att.)	2005

PUNT RETURN AVERAGE

41.0	UCF vs. Tulsa (2 for 82)	2005
2.0	Tulsa vs. UCF (3 for 6)	2005

KICKOFF RETURN YARDS

150	UCF vs. Tulsa (8 ret.)	2005
128	Houston vs. Southern Miss (5 ret.)	2006

KICKOFF RETURN AVERAGE

39.0	Tulsa vs. UCF (2 for 78)	2005
25.6	Houston vs. Southern Miss (5 for 128)	2006

MOST POINTS SCORED

44	Tulsa vs. UCF	2005
34	Houston vs. Southern Miss	2006

MOST TOUCHDOWNS

5	Tulsa vs. UCF	2005
4	Houston vs. Southern Miss	2006

MOST FIELD GOALS

3	Tulsa vs. UCF	2005
2	three tied with	

FEWEST POINTS ALLOWED

20	by Houston vs. Southern Miss	2006
27	by Tulsa vs. UCF	2005

FEWEST RUSHING YARDS ALLOWED

149	by Tulsa vs. UCF	2005
163	by Houston vs. Southern Miss	2006

FEWEST PASSING YARDS ALLOWED

186	by Houston vs. Southern Miss	2006
190	by Tulsa vs. UCF	2005

FEWEST TOTAL YARDS ALLOWED

339	by Tulsa vs. UCF	2005
349	by Houston vs. Southern Miss	2006

MOST INTERCEPTIONS

2	by Tulsa vs. UCF	2005
0	three tied with	

MOST TURNOVERS GAINED

3	by Tulsa vs. UCF	2005
0	three tied with	

MOST PENALTIES

8	Houston vs. Southern Miss	2006
7	UCF vs. Tulsa	2005

MOST PENALTY YARDS

75	UCF vs. Tulsa	2005
55	Houston vs. Southern Miss	2006

MOST TIME OF POSSESSION

34:46	Tulsa vs. UCF	2005
32:56	Southern Miss vs. Houston	2006

MISCELLANEOUS**ATTENDANCE**

51,978	Orlando (UCF vs. Tulsa)	2005
31,818	Houston (Houston vs. Southern Miss)	2006

TOTAL OFFENSE

PLAYS

2,037	Kevin Kolb, Houston, 2003-06 (13,715 yards)
1,836	Chris Redman, Louisville, 1996-99 (12,129 yards)
1,791	Gino Guidugli, Cincinnati, 2001-04 (11,661 yards)
1,748	Danny Wimprine, Memphis, 2001-04 (10,634 yards)
1,685	David Garrard, East Carolina, 1998-01 (10,238 yards)
1,533	Jason McKinley, Houston, 1997-00 (8,277 yards)
1,507	Patrick Ramsey, Tulane, 1998-01 (9,077 yards)
1,506	Dave Ragone, Louisville, 1999-02 (9,161 yards)
1,501	Darrell Hackney, UAB, 2002-05 (9,978 yards)
1,478	James Pinkney, East Carolina, 2003-06 (8,563 yards)
1,314	Dustin Almond, Southern Miss, 2002-05 (7,593 yards)

YARDS GAINED

13,715	Kevin Kolb, Houston, 2003-06 (12,964 pass, 751 rush)
12,129	Chris Redman, Louisville, 1996-99 (12,541 pass, - 412 rush)
11,661	Gino Guidugli, Cincinnati, 2001-04 (11,453 pass, 208 rush)
10,634	Danny Wimprine, Memphis, 2001-04 (10,215 yards, 419 rush)
10,238	David Garrard, East Carolina, 1998-01 (9,029 pass, 1,209)
9,978	Darrell Hackney, UAB, 2002-05 (9,886 pass, 92 rush)
9,978	Darrell Hackney, UAB, 2002-05 (9,886 pass, 92 rush)
9,161	Dave Ragone, Louisville, 1999-02 (8,596 pass, 565 rush)
9,007	Patrick Ramsey, Tulane, 1998-01 (9,205 pass, -218 rush)
8,563	James Pinkney, East Carolina, 2003-06 (8,173 pass, 390 rush)
8,432	Shaun King, Tulane, 1996-98 (1,059 rush, 7,373 pass)
8,277	Jason McKinley, Houston, 1997-00 (8,694 pass, -417 rush)
7,593	Dustin Almond, Southern Miss, 2002-05 (7,342 pass, 249 rush)
7,118	Jeff Kelly, Southern Miss, 1998-01 (7,095 pass, 23 rush)

TD RESPONSIBILITY

106	Kevin Kolb, Houston, 2003-06 (85 pass, 21 rush)
93	Danny Wimprine, Memphis, 2001-04 (81 pass, 12 rush)
87	Chris Redman, Louisville, 1996-99 (84 pass, 3 rush)
84	Shaun King, Tulane, 1996-98 (68 pass, 16 rush)
83	Gino Guidugli, Cincinnati, 2001-04 (78 pass, 5 rush)
83	Dave Ragone, Louisville, 1999-02 (74 pass, 9 rush)
81	David Garrard, East Carolina, 1998-01 (60 pass, 21 rush)
77	Darrell Hackney, UAB, 2002-05 (71 pass, 6 rush)
73	Patrick Ramsey, Tulane, 1998-01 (73 pass)
70	J.P. Losman, Tulane, 2000-03 (60 pass, 10 rush)
64	Dustin Almond, Southern Miss, 2002-05 (51 pass, 13 rush)
60	Jeff Kelly, Southern Miss, 1999-01 (51 pass, 9 rush)
58	Jordan Palmer, UTEP, 2005-06 (55 pass, 3 rush)
57	James Pinkney, East Carolina, 2003-06 (46 pass, 11 rush)

RUSHING

ATTEMPTS

969	DeAngelo Williams, Memphis, 2002-05 (6,026 yards)
909	Mewelde Moore, Tulane, 2000-03 (4,364 yards)
777	DeMarco McCleskey, Cincinnati, 98, 00-02 (3,487 yards)
768	Derrick Nix, Southern Miss, 1998-00, 02 (3,584 yards)
743	Ketric Sanford, Houston, 1996-99 (3,636 yards)
618	Joffrey Reynolds, Houston, 1999-02 (2,947 yards)
564	Carlton Jones, Army, 2002-04 (2,512 yards)
561	Robert Cooper, Cincinnati, 1996-99 (2,786 yards)
519	Leonard Henry, East Carolina, 1998-01 (3,089 yards)
516	David Garrard, East Carolina, 1998-01 (1,209 yards)
499	Gerard Arnold, Memphis, 1997-99 (2,378 yards)
486	Dan Burks, UAB, 2002-06 (2,277 yards)
472	Matt Forte', Tulane, 2004-06 (2,138 yards)

YARDS GAINED

6,026	DeAngelo Williams, Memphis, 2002-05 (969 attempts)
4,364	Mewelde Moore, Tulane, 2000-03 (909 attempts)
3,636	Ketric Sanford, Houston, 1996-99 (743 attempts)
3,584	Derrick Nix, Southern Miss, 1998-00, 02 (768 attempts)
3,487	DeMarco McCleskey, Cincinnati, 1998, 00-02 (777 attempts)
3,089	Leonard Henry, East Carolina, 1998-01 (519 attempts)
2,947	Joffrey Reynolds, Houston, 1999-02 (618 attempts)
2,786	Robert Cooper, Cincinnati, 1996-99 (561 attempts)
2,520	Ahmad Bradshaw, Marshall, 2005-06 (463 attempts)

2,512	Carlton Jones, Army, 2002-04 (564 attempts)
2,390	Derrick Nix, Southern Miss, 1998-99 (549 attempts)
2,378	Gerard Arnold, Memphis, 1997-99 (499 attempts)
2,335	Lonta Hobbs, TCU, 2002-04 (451 attempts)

RUSHING TOUCHDOWNS

55	DeAngelo Williams, Memphis, 2002-05
37	DeMarco McCleskey, Cincinnati, 1998, 00-02
31	Jackie Battle, Houston, 2003-06
31	Lonta Hobbs, TCU, 2002-04
30	Eric Shelton, Louisville, 2003-04
30	Derrick Nix, Southern Miss, 1998-00, 02
29	Leonard Henry, East Carolina, 1998-01
28	Ahmad Bradshaw, Marshall, 2005-06
28	Ketric Sanford, Houston, 1996-99
27	Carlton Jones, Army, 2002-04
25	Corey White, UAB, 2003-06
25	Dwayne Woods, Southern Miss, 1998-01
25	Frank Moreau, Louisville, 1996-99
24	Harold Shaw, Southern Miss, 1996-97
23	Joffrey Reynolds, Houston, 1999-02
23	Michael Wallace, Army, 1998-00

PASSING

ATTEMPTS

1,679	Chris Redman, Louisville, 1996-99 (1,031 comp., 12,541 yards)
1,565	Kevin Kolb, Houston, 2003-06 (964 comp., 12,964 yards)
1,556	Gino Guidugli, Cincinnati, 2001-04 (880 comp., 11,453 yards)
1,469	Danny Wimprine, Memphis, 2001-04 (583 comp., 7,323 yards)
1,388	Jason McKinley, Houston, 1997-00 (786 comp., 8,694 yards)
1,355	Patrick Ramsey, Tulane, 1998-01 (798 comp., 9,205 yards)
1,246	Darrell Hackney, UAB, 2002-05 (694 comp., 9,886 yards)
1,189	James Pinkney, East Carolina, 2003-06 (687 comp., 8,173 yds.)
1,180	Dave Ragone, Louisville, 1999-02 (685 comp., 8,596 yards)
1,169	David Garrard, East Carolina, 1998-01 (666 comp., 9,029 yards)
1,052	Dustin Almond, Southern Miss, 2002-05 (538 comp., 7,342 yards)
987	J.P. Losman, Tulane, 2000-03 (570 comp., 6,754 yards)
975	Jeff Kelly, Southern Miss, 1999-01 (571 comp., 7,095 yards)

COMPLETIONS

1,031	Chris Redman, Louisville, 1996-99 (1,679 att., 12,541 yards)
964	Kevin Kolb, Houston, 2003-06 (1,565 att., 12,964 yards)
880	Gino Guidugli, Cincinnati, 2001-04 (1,556 att., 11,661 yards)
808	Danny Wimprine, Memphis, 2001-04 (1,469 att., 10,215 yards)
798	Patrick Ramsey, Tulane, 1998-01 (1,355 att., 9,205 yards)
786	Jason McKinley, Houston, 1997-00 (1,388 att., 8,694 yards)
694	Darrell Hackney, UAB, 2002-05 (1,246 att., 9,886 yards)
687	James Pinkney, East Carolina, 2003-06 (1,189 att., 8,173 yds.)
685	Dave Ragone, Louisville, 1999-02 (1,180 att., 8,596 yards)
666	David Garrard, East Carolina, 1998-00 (1,169 att., 9,209 yards)
571	Jeff Kelly, Southern Miss, 1998-01 (975 att., 7,095 yards)
570	J.P. Losman, Tulane, 2000-03 (987 att., 6,754 yards)
554	Shaun King, Tulane, 1996-98 (964 att., 7,373 yards)
540	Jordan Palmer, UTEP, 2005-06 (863 att., 7,098 yards)

COMPLETION PERCENTAGE

66.0	Stefan LeFors, Louisville, 2004 (418 of 630)
64.4	Paul Smith, Tulsa, 2005-06 (460 of 714)
63.9	Kyle Israel, UCF, 2005-06 (117 of 183)
63.0	Chuck Clements, Houston, 1996 (223 of 354)
62.5	Jordan Palmer, UTEP, 2005-06 (540 of 863)
61.6	Kevin Kolb, Houston, 2003-06 (964 of 1,565)
61.4	Chris Redman, Louisville, 1996-99 (1,031 of 1,679)
60.1	Dave Ragone, Louisville, 1999-01 (448 of 739)
60.1	Curtis Jervic, Army, 2000-01 (101 of 168)
59.5	Desmond Robinson, East Carolina, 2001-04 (169 of 284)
59.4	Jordan Palmer, UTEP, 2005 (258 of 434)
58.9	Patrick Ramsey, Tulane, 1998-01 (798 of 1,355)
58.5	Jeff Kelly, Southern Miss, 1998-01 (571 of 975)
58.3	Tye Gunn, TCU, 2002-04 (189 of 324)
58.1	Dave Ragone, Louisville, 1999-02 (685 of 1,180)

PASSING YARDS

12,964	Kevin Kolb, Houston, 2003-06 (964 of 1,565)
12,541	Chris Redman, Louisville, 1996-99 (1,031 of 1,679)
11,453	Gino Guidugli, Cincinnati, 2001-04 (880 of 1,556)
10,215	Danny Wimprine, Memphis, 2001-04 (808 of 1,469)
9,886	Darrell Hackney, UAB, 2002-05 (694 of 1,246)
9,205	Patrick Ramsey, Tulane, 1998-01 (798 of 1,355)
9,029	David Garrard, East Carolina, 1998-01 (666 of 1,169)
8,694	Jason McKinley, Houston, 1997-00 (786 of 1,388)
8,596	Dave Ragone, Louisville, 1999-02 (685 of 1,180)
8,173	James Pinkney, East Carolina, 2003-06 (687 of 1,189)
7,373	Shaun King, Tulane, 1996-98 (554 of 964)
7,342	Dustin Almond, Southern Miss, 2002-05 (538 of 1,052)
7,098	Jordan Palmer, UTEP, 2005-06 (540 of 863)
7,095	Jeff Kelly, Southern Miss, 1998-01 (571 of 975)

TOUCHDOWN PASSES

85	Kevin Kolb, Houston, 2003-06
84	Chris Redman, Louisville, 1996-99
81	Danny Wimprine, Memphis, 2001-04
78	Gino Guidugli, Cincinnati, 2001-04
74	Dave Ragone, Louisville, 1999-02
72	Patrick Ramsey, Tulane, 1998-01
71	Darrell Hackney, UAB, 2002-05
68	Shaun King, Tulane, 1996-98
60	J.P. Losman, Tulane, 2000-03
60	David Garrard, East Carolina, 1998-01
55	Jordan Palmer, UTEP, 2005-06
55	Lester Ricard, Tulane, 2003-06
52	Lee Roberts, Southern Miss, 1996-98

INTERCEPTIONS THROWN

51	Patrick Ramsey, Tulane, 1998-01
51	Chris Redman, Louisville, 1996-99
49	Danny Wimprine, Memphis, 2001-04
48	Gino Guidugli, Cincinnati, 2001-04
47	Jason McKinley, Houston, 1997-00
39	David Garrard, East Carolina, 1998-01
37	Deontey Kenner, Cincinnati, 1997-00
35	James Pinkney, East Carolina, 2003-06
35	Zac Dahman, Army, 2002-04
33	Jordan Palmer, UTEP, 2005-06
33	Darrell Hackney, UAB, 2002-05
32	Jeff Kelly, Southern Miss, 1998-01
31	Kevin Kolb, Houston, 2003-06
31	Lester Ricard, Tulane, 2003-06

LOWEST PERCENTAGE OF INTERCEPTIONS (min. 2 years)

1.98	Kevin Kolb, Houston, 2003-06 (31 on 1,565)
2.06	Stefan LeFors, Louisville, 2003-04 (13 on 630)
2.10	Paul Smith, Tulsa, 2005-06 (15 on 714)
2.43	Dustin Almond, Southern Miss, 2002-04 (16 on 658)
2.44	Darrell Hackney, UAB, 2002-04 (21 on 860)
2.47	Tye Gunn, TCU, 2002-04 (8 on 324)
2.50	Dave Ragone, Louisville, 1999-02 (29 on 1,180)
2.64	Darrell Hackney, UAB, 2002-05 (33 on 1,246)
2.66	Dustin Almond, Southern Miss, 2002-05 (28 on 1,052)
2.73	J.P. Losman, Tulane, 2000-03 (27 on 987)
2.73	Jeff Aaron, UAB, 2000-01 (9 on 330)
2.80	Shaun King, Tulane, 1996-98 (27 on 964)
2.94	James Pinkney, East Carolina, 2003-06 (35 on 1,189)

RECEIVING

CATCHES

300	Arnold Jackson, Louisville, 1997-00 (3,670 yards)
272	Vincent Marshall, Houston, 2003-06 (3,770 yards)
236	JaJuan Dawson, Tulane, 1996-98 (3,048 yards)
227	Orlando Iglesias, Houston, 1997-01 (2,810 yards)
212	Ibn Green, Louisville, 1996-99 (2,830 yards)
215	Roydell Williams, Tulane, 2000-04 (3,207 yards)
204	LaDaris Vann, Cincinnati, 1999-02 (2,583 yards)
193	Sherrrod Gideon, Southern Miss, 1996-99 (3,115 yards)
189	Mewelde Moore, Tulane, 2000-03 (2,059 yards)
186	J.R. Russell, Louisville, 2001-04 (2,619 yards)
170	Adrian Burnette, Tulane, 1997-00 (2,459 yards)
166	Terrell Harris, Tulane, 1998-01 (1,634 yards)
163	Roddy White, UAB, 2001-04 (3,112 yards)

154	Mike Walker, UCF, 2005-06 (2,033 yards)
149	Todd Pinkston, Southern Miss, 1996-99 (2,366 yards)

YARDS GAINED

3,770	Vincent Marshall, Houston, 2003-06 (272 catches)
3,670	Arnold Jackson, Louisville, 1997-00 (300 catches)
3,207	Roydell Williams, Tulane, 2001-04 (215 catches)
3,115	Sherrod Gideon, Southern Miss, 1996-99 (193 catches)
3,112	Roddy White, UAB, 2001-04 (163 catches)
3,048	JaJuan Dawson, Tulane, 1996-98 (236 catches)
2,873	Brandon Middleton, Houston, 1999-03 (137 catches)
2,830	Ibn Green, Louisville, 1996-99 (217 catches)
2,810	Orlando Iglesias, Houston, 1997-01 (222 catches)
2,619	J.R. Russell, Louisville, 2001-04 (186 catches)
2,583	LaDaris Vann, Cincinnati, 1999-02 (204 catches)
2,459	Adrian Burnette, Tulane, 1997-00 (170 catches)
2,366	Todd Pinkston, Southern Miss, 1996-99 (149 catches)
2,204	Deion Branch, Louisville, 2000-01 (143 catches)
2,096	Damien Dodson, Memphis, 1996-99 (147 catches)

TOUCHDOWN CATCHES

35	Roydell Williams, Tulane, 2001-04
33	Ibn Green, Louisville, 1996-99
31	JaJuan Dawson, Tulane, 1996-98
31	Arnold Jackson, Louisville, 1997-00
30	Sherrod Gideon, Southern Miss, 1996-99
27	Corey White, UAB, 2003-06
26	Vincent Marshall, Houston, 2003-06
26	Jarett Dillard, Rice, 2005-06
26	Roddy White, UAB, 2001-04
24	Brandon Middleton, Houston, 1999-03
24	Adrian Burnette, Tulane, 1997-00
22	Todd Pinkston, Southern Miss, 1996-99
19	Tavares Gideon, Memphis, 2002, 04
19	J.R. Russell, Louisville, 2001-04

ALL-PURPOSE YARDAGE

CAREER

7,573	DeAngelo Williams, Memphis, 2002-05
6,505	Mewelde Moore, Tulane, 2000-03
5,817	Ketric Sanford, Houston, 1996-99
4,915	Arnold Jackson, Louisville, 1997-00
4,459	Zek Parker, Louisville, 1998-01
4,005	Derrick Nix, Southern Miss, 1998-00, 02
3,884	Sherrod Gideon, Southern Miss, 1996-99
3,674	Joffrey Reynolds, Houston, 1999-02
3,542	Robert Cooper, Cincinnati, 1996-99
3,518	Leonard Henry, East Carolina, 1998-01
3,412	Omari Thompson, Army, 1998-01
3,399	DeMarco McCleskey, Cincinnati, 1998, 00-02
3,379	JaJuan Dawson, Tulane, 1996-99
3,354	Vincent Marshall, Houston, 2003-05
3,267	Cory Rodgers, TCU, 2003-04

SCORING

MOST POINTS

369	Stephen Gostkowski, Memphis, 2002-05 (70 FG, 159 PAT)
362	DeAngelo Williams, Memphis, 2002-05 (60 TD, 1 2PT)
333	Seth Marler, Tulane, 1999-02 (66 FG, 135 PAT)
316	Jonathan Ruffin, Cincinnati, 1999-02 (62 FG, 129 PAT)
299	Nick Browne, TCU, 2001-03 (65 FG, 104 PAT)
288	Nick Hayes, UAB, 2001-04 (57 FG, 117 PAT)
287	Kevin Miller, East Carolina, 1999-02 (52 FG, 131 PAT)
255	Darren McCaleb, Southern Miss, 2003-05 (64 FG, 96 PAT)
255	Brad Palazzo, Tulane, 1996-98 (48 FG, 128 PAT)
248	Ryan White, Memphis, 1998-01 (49 FG, 110 PAT)
246	DeMarco McCleskey, Cincinnati, 1998, 00-02 (41 TD)
226	Dustin Bell, Houston, 2001-04 (39 FG, 109 PAT)
220	Mewelde Moore, Tulane, 2000-03 (36 TD, 2 2PT)
204	Lonta Hobbs, TCU, 2002-04 (34 TD)
198	Ibn Green, Louisville, 1996-99 (33 TD)

MOST TOUCHDOWNS

60	DeAngelo Williams, Memphis, 2002-05
41	DeMarco McCleskey, Cincinnati, 1998, 00-02

36	Mewelde Moore, Tulane, 2000-03
34	Lonta Hobbs, TCU, 2002-04
33	Ibn Green, Louisville, 1996-99
32	Derrick Nix, Southern Miss, 1998-00, 02
32	Leonard Henry, East Carolina, 1998-01
31	Ahmad Bradshaw, Marshall, 2005-06
31	Jackie Battle, Houston, 2003-06
31	Dewayne Woods, Southern Miss, 1998-01
31	JaJuan Dawson, Tulane, 1996-99
30	Sherrod Gideon, Southern Miss, 1996-99
30	Eric Shelton, Louisville, 2001-04
29	Ketric Sanford, Houston, 1996-99
28	Vincent Marshall, Houston, 2003-06

KICKING

FIELD GOAL ATTEMPTS

92	Stephen Gostkowski, Memphis, 2002-05 (70 made)
91	Seth Marler, Tulane, 1999-02 (66 made)
83	Nick Browne, TCU, 2001-03 (65 made)
79	Jonathan Ruffin, Cincinnati, 1999-02 (62 made)
78	Darren McCaleb, Southern Miss, 2003-06 (64 made)
74	Nick Hayes, UAB, 2001-04 (57 made)
71	Kevin Miller, East Carolina, 1998-02 (52 made)
67	Ryan White, Memphis, 1998-01 (49 made)
66	Brad Palazzo, Tulane, 1996-98 (48 made)
64	Nate Smith, Louisville, 2000-03 (44 made)
55	Dustin Bell, Houston, 2001-04 (39 made)
52	Brant Hanna, Southern Miss, 1998-01 (33 made)
43	Reagan Schneider, UTEP, 2005-06 (34 made)
42	Robert Lee, East Carolina, 2005-06 (31 made)
42	Mike Clark, Houston, 1999-00 (24 made)

FIELD GOALS MADE

70	Stephen Gostkowski, Memphis, 2002-05 (92 att)
66	Seth Marler, Tulane, 1999-02 (91 att.)
65	Nick Browne, TCU, 2001-03 (83 att.)
64	Darren McCaleb, Southern Miss, 2003-06 (78 att.)
62	Jonathan Ruffin, Cincinnati, 1998-02 (79 att.)
57	Nick Hayes, UAB, 2001-04 (74 att.)
52	Kevin Miller, East Carolina, 1998-02 (71 att.)
49	Ryan White, Memphis, 1998-01 (67 att.)
48	Brad Palazzo, Tulane, 1996-98 (66 att.)
44	Nate Smith, Louisville, 2000-03 (64 att.)
39	Dustin Bell, Houston, 2001-04 (55 att.)
34	Reagan Schneider, UTEP, 2005-06 (43 att.)
33	Brant Hanna, Southern Miss, 1998-01 (52 att.)
31	Robert Lee, East Carolina, 2005-06 (42 att.)
27	Sebastian Villareal, Houston, 1996-97 (36 att.)

FIELD GOAL PERCENTAGE

82.9	Ryan White, Memphis, 1998-99 (29 of 35)
82.1	Darren McCaleb, Southern Miss, 2003-06 (64 of 78)
79.1	Reagan Schneider, UTEP, 2005-06 (34 of 43)
78.5	Jonathan Ruffin, Cincinnati, 1999-02 (62 of 79)
78.3	Nick Browne, TCU, 2001-03 (65 of 83)
77.0	Nick Hayes, UAB, 2001-04 (57 of 74)
76.5	Brad Palazzo, Tulane, 1996-98 (48 of 66)
76.1	Stephen Gostkowski, Memphis, 2002-05 (70 of 92)
75.0	Sebastian Villareal, Houston, 1996-97 (27 of 36)
73.8	Robert Lee, East Carolina, 2005-06 (31 of 42)
73.2	Kevin Miller, East Carolina, 1999-02 (52 of 71)
73.1	Ryan White, Memphis, 1998-01 (49 of 67)
72.5	Seth Marler, Tulane, 1999-02 (66 of 91)
72.0	Nate Smith, Louisville, 2000-01 (18 of 25)
71.9	Tim Hardaway, Southern Miss, 1997-98 (23 of 32)

PAT KICKS ATTEMPTED

165	Stephen Gostkowski, Memphis, 2002-05 (159 made)
147	Nate Smith, Louisville, 2000-03 (143 made)
144	Darren McCaleb, Southern Miss, 2003-06 (138 made)
143	Seth Marler, Tulane, 1998-02 (135 made)
136	Kevin Miller, East Carolina, 1999-02 (131 made)
134	Jonathan Ruffin, Cincinnati, 1999-02 (129 made)
129	Brad Palazzo, Tulane, 1996-98 (128 made)
121	Nick Hayes, UAB, 2001-04 (117 made)
121	Jon Hilbert, Louisville, 1996-99 (114 made)
115	Dustin Bell, Houston, 2001-04 (109 made)

110	Ryan White, Memphis, 1998-01 (110 made)
107	Nick Browne, TCU, 2001-03 (104 made)
96	Brant Hanna, Southern Miss, 1998-01 (92 made)
92	Ben Bell, Houston, 2005-06 (88 made)
78	Reagan Schneider, UTEP, 2005-06 (75 made)

PAT KICKS MADE

159	Stephen Gostkowski, Memphis, 2002-05 (165 att.)
143	Nate Smith, Louisville, 2000-03 (147 att.)
138	Darren McCaleb, Southern Miss, 2003-06 (144 att.)
135	Seth Marler, Tulane, 1999-02 (143 att.)
131	Kevin Miller, East Carolina, 1999-02 (136 att.)
129	Jonathan Ruffin, Cincinnati, 1999-02 (134 att.)
128	Brad Palazzo, Tulane, 1996-98 (129 att.)
117	Nick Hayes, UAB, 2001-04 (121 att.)
114	Jon Hilbert, Louisville, 1996-99 (121 att.)
110	Ryan White, Memphis, 1998-01 (110 att.)
109	Dustin Bell, Houston, 2001-04 (115 att.)
104	Nick Browne, TCU, 2001-03 (107 att.)
92	Brant Hanna, Southern Miss, 1998-01 (96 att.)
88	Ben Bell, Houston, 2005-06 (92 att.)
77	Art Carmody, Louisville, 2001-04 (77 att.)

PAT KICKS PERCENTAGE

100.0	Ryan White, Memphis, 1998-01 (110 of 110)
100.0	Art Carmody, Louisville, 2004 (77 of 77)
100.0	Parker Mullins, UAB, 2003-05 (37 of 37)
100.0	Clark Fangmeier, Rice, 2005-06 (35 of 35)
100.0	Wade Tydclack, Louisville, 2000 (31 of 31)
100.0	Robert Lee, East Carolina, 2003-05 (30 of 30)
99.2	Brad Palazzo, Tulane, 1996-98 (128 of 129)
98.1	Eric Richards, Cincinnati, 1996-97 (52 of 53)
97.2	Nick Browne, TCU, 2001-03 (104 of 107)
97.2	Nate Smith, Louisville, 2000-03 (143 of 147)
97.1	Nick Beucher, Tulane, 2004 (33 of 34)
96.7	Nick Hayes, UAB, 2001-04 (117 of 121)
96.7	Dustin Bell, Houston, 2001-03 (88 of 91)
96.6	Sebastian Villareal, Houston, 1996-97 (57 of 59)
96.6	Mike Waddell, Houston, 1998 (28 of 29)

POINTS SCORED BY KICKING

369	Stephen Gostkowski, Memphis, 2002-05 (70 FG, 159 PAT)
333	Seth Marler, Tulane, 1999-02 (66 FG, 135 PAT)
316	Jonathan Ruffin, Cincinnati, 1999-02 (62 FG, 129 PAT)
304	Darren McCaleb, Southern Miss, 2003-06 (64 FG, 138 PAT)
299	Nick Browne, TCU, 2001-03 (65 FG, 104 PAT)
288	Nick Hayes, UAB, 2001-04 (57 FG, 117 PAT)
287	Kevin Miller, East Carolina, 1999-02 (52 FG, 131 PAT)
275	Nate Smith, Louisville, 2000-03 (44 FG, 143 PAT)
255	Brad Palazzo, Tulane, 1996-98 (48 FG, 128 PAT)
248	Ryan White, Memphis, 1998-01 (49 FG, 110 PAT)
226	Dustin Bell, Houston, 2001-04 (39 FG, 109 PAT)
191	Brant Hanna, Southern Miss, 1998-01 (33 FG, 92 PAT)
180	Jon Hilbert, Louisville, 1996-99 (22 FG, 114 PAT)
177	Reagan Schneider, UTEP, 2005-06 (34 FG, 75 PAT)
173	Rhett Gallego, UAB, 1998-01 (37 FG, 62 PAT)

PUNTING

MOST PUNTS

237	Ryan Dougherty, East Carolina, 2003-06 (10,112 yards for 42.7 avg.)
235	Parker Mullins, UAB, 2003-06 (9,434 yards for 40.1 avg.)
223	Mark Haulman, Southern Miss, 1999-02 (9,308 yards for 41.7 avg.)
222	Chris Beckman, Tulane, 2003-06 (9,421 yards for 42.4 avg.)
214	Adam Wulfeck, Cincinnati, 1998-01 (9,008 yards for 42.1 avg.)
199	Luke Johnson, Southern Miss, 2003-05 (8,503 yards for 42.7 avg.)
190	Ross Stewart, UAB, 1999-02 (7,900 yards for 41.6 avg.)
186	Jeremy Borseth, Louisville, 1996-98 (7,454 yards for 40.1 avg.)
182	Jimmy McClary, Houston, 2001-03 (7,208 yards for 39.6 avg.)
178	Casey Roussel, Tulane, 1999-01 (7,792 for 43.8)
176	Andrew Bayes, East Carolina, 1997-99 (7,822 yards for 44.4 avg.)
174	Chet Ervin, Cincinnati, 2002-04 (6,814 for 39.2 avg.)
170	Chris Beckman, Tulane, 2003-05 (7,214 for 42.4 avg.)

YARDS PUNTED

10,112	Ryan Dougherty, East Carolina, 2003-06 (237 for 42.7 avg.)
9,434	Parker Mullins, UAB, 2003-06 (235 for 40.1 avg.)
9,421	Chris Beckman, Tulane, 2003-06 (222 for 42.4 avg.)
9,308	Mark Haulman, Southern Miss, 1999-02 (223 for 41.7 avg.)
9,008	Adam Wulfeck, Cincinnati, 1998-00 (214 for 42.1 avg.)
8,503	Luke Johnson, Southern Miss, 2003-05 (199 for 42.7 avg.)
7,900	Ross Stewart, UAB, 1999-02 (190 for 41.6 avg.)
7,822	Andrew Bayes, East Carolina, 1997-99 (176 for 44.4 avg.)
7,792	Casey Roussel, Tulane, 1999-01 (178 for 43.8 avg.)
7,454	Jeremy Borseth, Louisville, 1996-98 (186 for 40.1 avg.)
7,208	Jimmy McClary, Houston, 2001-03 (182 for 39.6 avg.)
6,814	Chet Ervin, Cincinnati, 2002-04 (174 for 39.2 avg.)
6,812	Jamie Purser, Southern Miss, 1996-99 (165 for 41.3 avg.)
6,006	Brad Hill, Tulane, 1996-98 (143 for 42.0 avg.)

PUNTING AVERAGE

44.4	Andrew Bayes, East Carolina, 1997-99 (176 for 7,822)
44.1	Graham White, Army, 1998-99 (109 for 4,812)
44.0	Michael Gibson, Memphis, 2005-06 (101 for 4,444)
43.8	Casey Roussel, Tulane, 1999-01 (178 for 7,792)
43.7	Jared Preston, East Carolina, 2001-02 (118 for 5,153)
42.9	Seth Marler, Tulane, 1999-02 (72 for 3,090)
42.7	Ryan Dougherty, East Carolina, 2003-06 (237 for 10,112)
42.7	Luke Johnson, Southern Miss, 2003-05 (199 for 8,503)
42.4	Chris Beckman, Tulane, 2003-06 (222 for 9,421)
42.1	Adam Wulfeck, Cincinnati, 1998-01 (214 for 9,008)
42.0	Brad Hill, Tulane, 1996-98 (143 for 6,006)
41.8	Jim Cande, Memphis, 1998-99 (97 for 4,057)
41.7	Mark Haulman, Southern Miss, 1999-02 (223 for 9,308)

PUNT RETURNS

MOST RETURNS

100	Arnold Jackson, Louisville, 1997-00 (972 yards)
81	John Wilson, Tulane, 1997-00 (701 yards)
76	Ryan Johnson, Memphis, 1999-01 (784 yards)
69	Marvin Young, Southern Miss, 2001-04 (874 yards)
68	Darron White, Memphis, 2001-04 (648 yards)
68	Tinker Keck, Cincinnati, 1997-99 (804 yards)
57	Terrance Copper, East Carolina, 2000-03 (522 yards)
55	Fred Smith, Tulane, 2003-04, 06 (563 yards)
53	Keith Stokes, East Carolina, 1999-00 (820 yards)
50	Cory Rodgers, TCU, 2003-04 (535 yards)

YARDS RETURNED

972	Arnold Jackson, Louisville, 1997-00 (100 returns)
874	Marvin Young, Southern Miss, 2001-04 (69 returns)
820	Keith Stokes, East Carolina, 1999-00 (53 returns)
804	Tinker Keck, Cincinnati, 1997-99 (68 returns)
784	Ryan Johnson, Memphis, 1999-01 (76 returns)
701	John Wilson, Tulane, 1997-00 (81 returns)
648	Darron White, Memphis, 2001-04 (68 returns)
597	Lynaris Elpheage, Tulane, 2000-02 (48 returns)
563	Fred Smith, 2003-04, 06 (55 returns)
535	Cory Rodgers, TCU, 2003-04 (50 returns)
522	Terrance Copper, East Carolina, 2000-03 (57 returns)
517	Travis Williams, East Carolina, 2004-06 (39 returns)
508	Damien Dorsey, Louisville, 1999-02 (33 returns)
462	Willie Quinnie, UAB, 2000-02 (42 returns)

YARDS PER RETURN

15.5	Keith Stokes, East Carolina, 1999-00 (53 for 820)
15.4	Damien Dorsey, Louisville, 1999-02 (33 for 508)
15.3	Joe Burnett, UCF, 2005-06 (39-for-595)
13.2	Travis Williams, East Carolina, 2004-06 (39 for 517)
12.7	Marvin Young, Southern Miss, 2001-04 (69 for 874)
12.4	Lynaris Elpheage, Tulane, 2000-02 (48 for 597)
11.8	Tinker Keck, Cincinnati, 1997-99 (68 for 804)
11.1	Fred Smith, Tulane, 2003-04 (33 for 367)
11.1	Kenneth Johnson, Southern Miss, 2000-01 (37 for 410)
11.0	Willie Quinnie, UAB, 2001-02 (42 for 462)
10.7	Cory Rodgers, TCU, 2003-04 (50 for 535)
10.6	Marcellus Harris, East Carolina, 1997-99 (38 for 404)

PUNT RETURN TDS

4	Tinker Keck, Cincinnati, 1997-99
2	Joe Burnett, UCF, 2005-06
2	Johnnie Lee Higgins, UTEP, 2005-06
2	Aris Comeaux, Army, 1999-02
2	Lynaris Elpheage, Tulane, 2000-02
2	Keith Stokes, East Carolina, 1999-00
2	Omari Thompson, Army, 1998-01

KICKOFF RETURNS

MOST RETURNS

103	Zek Parker, Louisville, 1998-01 (2,558 yards)
91	Broderick Clark, Louisville, 2002-04 (2,111 yards)
90	Jason Southall, UAB, 2001-04 (2,092 yards)
89	William White, Army, 2000-03 (2,035 yards)
88	John Eubanks, Southern Miss, 2002-05 (2,321 yards)
83	Omari Thompson, Army, 1998-01 (1,827 yards)
80	Fred Smith, Tulane, 2003-04, 06 (1,674 yards)
79	Chris Johnson, East Carolina, 2004-06 (1,706 yards)
68	Ketric Sanford, Houston, 1996-99 (1,705 yards)
61	Roshawn Pope, Houston, 2002-06 (1,242 yards)

YARDS RETURNED

2,558	Zek Parker, Louisville, 1998-01 (103 returns)
2,321	John Eubanks, Southern Miss, 2002-05 (88 returns)
2,111	Broderick Clark, Louisville, 2002-04 (91 returns)
2,092	Jason Southall, UAB, 2001-04 (90 returns)
2,035	William White, Army, 2000-03 (89 returns)
1,827	Omari Thompson, Army, 1998-01 (83 returns)
1,706	Chris Johnson, East Carolina, 2004-06 (79 returns)
1,705	Ketric Sanford, Houston, 1996-99 (68 returns)
1,674	Fred Smith, Tulane, 2003-04, 06 (80 returns)
1,242	Roshawn Pope, Houston, 2002-06 (61 returns)
1,232	Cory Rodgers, TCU, 2003-04 (54 returns)
1,200	Brandon Middleton, Houston, 1999-03 (57 returns)
1,187	Fred Smith, Tulane, 2003-05 (55 returns)
1,130	John Wilson, Tulane, 1997-00 (56 returns)
1,118	Marvin Townes, East Carolina, 2001-04 (51 returns)

YARDS PER RETURN

26.4	John Eubanks, Southern Miss, 2002-05 (60 for 1,643)
25.1	Ketric Sanford, Houston, 1996-99 (68 for 1,705)
24.8	Zek Parker, Louisville, 1998-01 (103 for 2,558)
24.1	Ricky Wilson, Houston, 2003-05 (41 for 990)
23.6	Sean Lucas, Tulane, 2003-06 (12 for 283)
23.3	Reggie Lindsey, UAB, 2003-05 (36 for 839)
23.2	Jason Southall, UAB, 2001-04 (90 for 2,092)
23.2	Broderick Clark, Louisville, 2002-04 (91 for 2,111)
23.2	DeAngelo Williams, Memphis, 2002-03 (31 for 719)
23.2	Lynaris Elpheage, Tulane, 2000-02 (37 for 858)
22.9	William White, Army, 2000-03 (89 for 2,035)
22.8	Cory Rodgers, TCU, 2003-04 (54 for 1,232)
22.6	DeAngelo Williams, Memphis, 2002-04 (35 for 791)
21.6	Chris Johnson, East Carolina, 2003-06 (79 for 1,706)

KICKOFF RETURN TDS

3	Zek Parker, Louisville, 1998-99
2	Jessie Henderson, SMU, 2005-06
2	John Eubanks, Southern Miss, 2002-04
2	Broderick Clark, Louisville, 2002-03

DEFENSE

INTERCEPTIONS

18	Anthony Floyd, Louisville, 1999-02 (227 yards)
14	Lynaris Elpheage, Tulane, 2000-02 (227 yards)
14	Rashad Holman, Louisville, 1997-00 (99 yards)
13	Will Gulley, Houston, 2002-06 (147 yards)
13	Glenn Sumter, Memphis, 1999-01 (144 yards)
12	Blue Adams, Cincinnati, 1998, 00-02 (177 yards)
11	Kerry Rhodes, Louisville, 2001-04 (116 yards)
11	Etric Pruitt, Southern Miss, 2000-03 (144 yards)
11	Jason Goss, TCU, 2001-02 (42 yards)
11	Leo Barnes, Southern Miss, 1997-00 (254 yards)
10	Quentin Demps, UTEP, 2005-06 (117 yards)

INT YARDS RETURNED

254	Leo Barnes, Southern Miss, 1997-00 (11 int.)
227	Lynaris Elpheage, Tulane, 2000-02 (14 int.)
227	Anthony Floyd, Louisville, 1999-02 (18 int.)
191	Bud Herring, Louisville, 1997-99 (6 int.)
177	Blue Adams, Cincinnati, 1998, 00-02 (12 int.)
175	Sean Lucas, Tulane, 2002-05 (8 int.)
171	Kasey Ross, East Carolina, 2003-06 (7 int.)
171	Shawn Ferguson, Cincinnati, 1996-98 (4 int.)
164	Jasper Faulk, Southern Miss, 2003-06 (4 int.)
164	Alphonso Roundtree, Tulane, 1996-98 (6 int.)
158	Brandon McDonald, Memphis, 2005-06 (7 int.)

INTERCEPTIONS RETURNED FOR TDS

4	Leo Barnes, Southern Miss, 1997-00
3	Shawn Ferguson, Cincinnati, 1997-99
2	Jasper Faulk, Southern Miss, 2003-06
2	Kasey Ross, East Carolina, 2003-06
2	Michael Boley, Southern Miss, 2001-04
2	Kerry Rhodes, Louisville, 2001-04
2	Brian Hill, Army, 2000-03
2	Blue Adams, Cincinnati, 1998, 00-02
2	Zach Norton, Cincinnati, 2000-03
2	Kelly Hardy, East Carolina, 1999-02
2	Dewayne White, Louisville, 2000-02
2	Lynaris Elpheage, Tulane, 2000-02
2	Sean Lucas, Tulane, 2003-06
2	Alphonso Roundtree, Tulane, 1996-98
2	Lyle Weaver, Army, 1998-00

TACKLES

526	Rod Davis, Southern Miss, 2000-03
460	Pernell Griffin, East Carolina, 1998-01
437	Anthony Cannon, Tulane, 2002-05
423	Michael Boley, Southern Miss, 2001-04
417	Kamal Shakir, Memphis, 1997-00
415	Chris Moore, East Carolina, 2002-05
405	Hanik Milligan, Houston, 2000-02
383	T.J. Slaughter, Southern Miss, 1996-99
372	Zac Woodfin, UAB, 2001-04
372	Jeff Kerr, East Carolina, 1997-99
362	Etric Pruitt, Southern Miss, 2000-03
347	Hassan Champion, Cincinnati, 1996-98
346	Curry Burns, Louisville, 1999-02
346	Rashad Harris, Louisville, 1997-00
344	Jerry Phillips, Tulane, 1997-00

TACKLES FOR LOSS

61	Chris Moore, East Carolina, 2003-05
60.5	Rod Davis, Southern Miss, 2000-03
59.5	Michael Boley, Southern Miss, 2001-04
57	Wayne Rogers, Houston, 1997-00
56	Antwan Peek, Cincinnati, 1999-02
56	Bryan Thomas, UAB, 1998-01
56	Adaluis Thomas, Southern Miss, 1996-99
55	LaMarcus McDonald, TCU, 2001-02
54	Dewayne White, Louisville, 2000-02
54	T.J. Slaughter, Southern Miss, 1996-99
48	Trent Cole, Cincinnati, 2002-04
48	Kenan Blackmon, Tulane, 1999-02
47	Cedric Scott, Southern Miss, 1997-00
44	Andre Frazier, Cincinnati, 2001-04

SACKS

37.5	Dewayne White, Louisville, 2000-02
34.5	Adaluis Thomas, Southern Miss, 1996-99
31	Michael Josiah, Louisville, 1999-01
30	Bryan Thomas, UAB, 1999-01
28	Michael Boley, Southern Miss, 2001-04
28	Roderick Coleman, East Carolina, 1997-98
27	Antwan Peek, Cincinnati, 1999-02
26	Cedric Scott, Southern Miss, 1997-00
24.5	Bo Schobel, TCU, 2001-03
23	Larry McSwain, UAB, 2004-05
23	Marcus Jones, Louisville, 2001-04
22.5	Andre Frazier, Cincinnati, 2001-04
22.5	Kenan Blackmon, Tulane, 1999-02
21.5	Floyd Dorsey, Tulane, 1999-02
21	Tramont Lawless, Memphis, 1997-99

MOST WINS IN A SEASON

12	Tulane, 1998
11	Louisville, 2004
11	TCU, 2003
11	Louisville, 2001

MOST LOSSES IN A SEASON

13	Army, 2003
11	East Carolina, 2003
11	Army, 2002
11	Houston, 2001

LONGEST OVERALL WINNING STREAK

13	Tulane (Nov. 22, 1997-Sep. 6, 1999)
12	TCU (Nov. 30, 2002-Nov. 20, 2003)

LONGEST OVERALL LOSING STREAK

19	Army (Nov. 23, 2002-Oct. 9, 2004)
15	Houston (Oct. 28, 2000-Aug. 31, 2002)

LONGEST C-USA GAMES WINNING STREAK

14	Southern Miss (Oct. 10, 1998-Nov. 4, 2000)
13	Southern Miss (Nov. 30, 2002-Nov. 6, 2004)

LONGEST C-USA GAMES LOSING STREAK

14	Houston (Oct. 28, 2000-Oct. 19, 2002)
12	Army (Nov. 23, 2002-Oct. 9, 2004)

MOST IMPROVED WON-LOST RECORD

7	UCF (0-11 in 2004; 8-5 in 2005)
6	Louisville (1-10 in 1997; 7-5 in 1998)
5.5	Memphis (3-9 in 2002; 9-4 in 2003)

MOST PLAYED SERIES

84	Rice-SMU (SMU 45, Rice, 37, 1 tie)
57	USM-MEM (Southern Miss 37, Memphis 19, 1 tie)
33	HOU-Rice (Houston 24, Rice 9)
32	USM-ECU (Southern Miss 24, East Carolina 8)
32	TUL-HOU (Houston 17, Tulane 15)

LONGEST CURRENT SERIES WIN STREAK

7	UAB over Memphis (dating back to 2000)
7	Southern Miss over UAB (dating back to 2000)
4	Houston over Tulane (dating back to 2002)
4	UCF over UAB (dating back to 1996)

300-YARD PASSING GAMES**SEASON**

8	Chris Redman, Louisville	1998
7	Chris Redman, Louisville	1999
7	Patrick Ramsey, Tulane	1999
6	Kevin Kolb, Houston	2006
6	Jordan Palmer, UTEP	2006
6	Jordan Palmer, UTEP	2005
6	Patrick Ramsey, Tulane	2000
6	Shaun King, Tulane	1998
6	Chris Redman, Louisville	1997

CAREER

23	Chris Redman, Louisville	1996-99
17	Kevin Kolb, Houston	2003-06
16	Patrick Ramsey, Tulane	1998-01
15	Gino Guidugli, Cincinnati	2001-03
13	Danny Wimprine, Memphis	2001-04

100-YARD RUSHING GAMES**SEASON**

10	DeAngelo Williams, Memphis	2005
10	DeAngelo Williams, Memphis	2004
10	DeAngelo Williams, Memphis	2003
8	Joffrey Reynolds, Houston	2002
7	Ahmad Bradshaw, Marshall	2006
7	Damion Fletcher, Southern Miss	2006
7	Leonard Henry, East Carolina	2001
7	Mewelde Moore, Tulane	2001
7	Antowain Smith, Houston	1996

CAREER

34	DeAngelo Williams, MEM	2002-04
22	Mewelde Moore, Tulane	2000-03
15	Joffrey Reynolds, Houston	1999-02
14	Ketric Sanford, Houston	1996-99
13	Derrick Nix, Southern Miss	1998-02
12	DeMarco McCleskey, Cincinnati	1998-02
11	Leonard Henry, East Carolina	1998-01
11	Gerard Arnold, Memphis	1996-99

100-YARD RECEIVING GAMES**SEASON**

8	Roddy White, UAB	2004
8	Brandon Middleton, Houston	2003
7	Arnold Jackson, Louisville	1998
6	Jarett Dillard, Rice	2006
6	Johnnie Lee Higgins, UTEP	2006
6	Garrett Mills, Tulsa	2005
6	Brandon Marshall, UCF	2005
6	Vincent Marshall, Houston	2004
6	J.R. Russell, Louisville	2003
6	Adrian Burnette, Tulane	2000
6	JaJuan Dawson, Tulane	1999
6	P.J. Franklin, Tulane	1998

CAREER

15	Arnold Jackson, Louisville	1997-99
15	JaJuan Dawson, Tulane	1996-99
13	Roddy White, UAB	2001-04
13	Brandon Middleton, Houston	1999-03
12	Vincent Marshall, Houston	2003-05
12	Roydell Williams, Tulane	2000-04
12	Adrian Burnette, Tulane	1997-00
12	Sherrod Gideon, Southern Miss	1996-99

3,000-YARD PASSERS

4,042	Chris Redman, Louisville	1998
3,809	Kevin Kolb, Houston	2006
3,647	Chris Redman, Louisville	1999
3,585	Jordan Palmer, UTEP	2006
3,543	Gino Guidugli, Cincinnati	2002
3,503	Jordan Palmer, UTEP	2005
3,410	Patrick Ramsey, Tulane	1999
3,258	Kevin Kolb, Houston	2005
3,180	Darrell Hackney, UAB	2005
3,174	Danny Wimprine, Memphis	2003
3,145	Stefan LeFors, Louisville	2003
3,131	Kevin Kolb, Houston	2003

1,000-YARD RUSHERS

1,964	DeAngelo Williams, Memphis	2005
1,948	DeAngelo Williams, Memphis	2004
1,545	Joffrey Reynolds, Houston	2002
1,523	Ahmad Bradshaw, Marshall	2006
1,432	Leonard Henry, East Carolina	2001
1,430	DeAngelo Williams, Memphis	2003
1,421	Mewelde Moore, Tulane	2001
1,388	Damion Fletcher, Southern Miss	2006
1,357	Andre Hall, USF	2004
1,361	DeMarco McCleskey, Cincinnati	2002
1,289	Frank Moreau, Louisville	1999
1,269	Carlton Jones, Army	2004
1,245	Robert Cooper, Cincinnati	1999
1,239	Antowain Smith, Houston	1996
1,199	Ketric Sanford, Houston	1999
1,194	Derrick Nix, Southern Miss	2002
1,180	Derrick Nix, Southern Miss	1998
1,178	Kevin Smith, UCF	2005
1,157	Michael Wallace, Army	2000
1,149	Anthony Evans, Houston	2003
1,138	Mewelde Moore, Tulane	2002
1,134	Leroy Collins, Louisville	1998
1,128	Marvin Townes, East Carolina	2003
1,107	Robert Merrill, TCU	2003
1,096	Quentin Smith, Rice	2006
1,059	Gerard Arnold, Memphis	1998
1,054	Derrick Nix, Southern Miss	1999
1,054	Ketric Sanford, Houston	1998
1,045	Harold Shaw, Southern Miss	1997
1,037	Ryan Gilbert, Houston	2005
1,029	Art Brown, East Carolina	2002
1,029	Lonta Hobbs, TCU	2002
1,012	Richard Hall, Cincinnati	2004

1,000-YARD RECEIVERS

1,452	Roddy White, UAB	2004
1,319	Johnnie Lee Higgins, UTEP	2006
1,250	Brandon Middleton, Houston	2003
1,247	Jarett Dillard, Rice	2006
1,235	Garrett Mills, Tulsa	2005
1,213	J.R. Russell, Louisville	2003
1,209	Arnold Jackson, Louisville	1999

1,195	Brandon Marshall, UCF	2005
1,188	Deion Branch, Louisville	2001
1,186	Sherrod Gideon, Southern Miss	1998
1,178	Mike Walker, UCF	2006
1,175	Arnold Jackson, Louisville	1998
1,174	P.J. Franklin, Tulane	1998
1,114	Jon Olinger, Cincinnati	2002
1,095	Adrian Burnette, Tulane	1999
1,075	Adrian Burnette, Tulane	2000
1,040	Vincent Marshall, Houston	2004
1,036	JaJuan Dawson, Tulane	1999
1,028	Hannibal Thomas, Cincinnati	2004
1,024	Aundrae Allison, East Carolina	2005
1,016	Deion Branch, Louisville	2000
1,012	Reggie Harrell, TCU	2003
1,008	Sherrod Gideon, Southern Miss	1997
1,006	Roydell Williams, Tulane	2003

C-USA TEAMS IN THE FINAL POLLS

2006

Houston (received votes in Coaches Poll)

2005

Tulsa (received votes in both polls)

2004

Louisville (6 AP, 7 ESPN/USA Today)

2003

TCU (25 AP, 24 ESPN/USA Today)

2002

TCU (23 AP, 22 ESPN/USA Today)

2001

Louisville (17 AP, 16 ESPN/USA Today)

2000

Louisville, Southern Miss, East Carolina (received votes in both polls)

1999

Southern Miss (14 AP, 13 ESPN/USA Today)
East Carolina (received votes in both polls)

1998

Tulane (7 AP, 7 ESPN/USA Today)

1997

Southern Miss (19 AP, 19 ESPN/USA Today)

2006 STANDINGS

East Division

	W-L	Pct.	C-USA				All Games					
			H	A	Pts	Opp	H	A	Pts	Opp		
SOUTHERN MISS	6-2	.750	3-1	3-1	213	132	9-5	.643	5-1	4-4	356	260
EAST CAROLINA	5-3	.625	3-1	2-2	188	154	7-6	.538	4-2	3-4	280	270
MARSHALL	4-4	.500	3-1	1-3	233	222	5-7	.417	4-1	1-6	311	351
UCF	3-5	.375	1-3	2-2	173	211	4-8	.333	2-5	2-3	232	345
UAB	2-6	.250	2-2	0-4	177	220	3-9	.250	3-3	0-5	225	297
MEMPHIS	1-7	.125	0-4	1-3	193	256	2-10	.167	1-6	1-4	281	365

West Division

	W-L	Pct.	C-USA				All Games					
			H	A	Pts	Opp	H	A	Pts	Opp		
x- HOUSTON	7-1	.875	4-0	3-1	275	173	10-4	.714	7-1	3-3	458	329
RICE	6-2	.750	3-1	3-1	255	244	7-6	.538	3-1	4-5	350	432
TULSA	5-3	.625	3-1	2-2	226	155	8-5	.615	5-1	3-4	360	262
SMU	4-4	.500	3-1	1-3	216	212	6-6	.500	5-1	1-5	325	294
UTEP	3-5	.375	2-2	1-3	202	246	5-7	.417	3-3	2-4	328	375
TULANE	2-6	.250	2-2	0-4	130	256	4-8	.333	3-2	1-6	224	400

x-Conference USA Champion

EAST CAROLINA (7-6, 5-3 C-USA)

S2	at Navy	L	23-28	0-1
S9	at UAB	L	12-17	0-2
S16	MEMPHIS	W	35-20	1-2
S23	(4) WEST VA.	L	10-27	1-3
O7	VIRGINIA	W	31-21	2-3
O14	TULSA	L	10-31	2-4
O21	SMU	W	38-21	3-4
O28	at Southern Miss	W	20-17 (OT)	4-4
N4	at UCF	W	23-10	5-4
N11	MARSHALL	W	33-20	6-4
N18	at Rice	L	17-18	6-5
N25	at N. Carolina St.	W	21-16	7-5
D23	vs. USF	L	7-24	7-6

(Papajohns.com Bowl)

MARSHALL (5-7, 4-4 C-USA)

S2	at (5) West Virginia	L	10-42	0-1
S9	HOFSTRA	W	54-31	1-1
S16	at Kansas State	L	7-23	1-2
S23	at (17) Tennessee	L	7-33	1-3
O4 (Wed.)	UCF	L	22-23	1-4
O14	at SMU	L	21-31	1-5
O21	at UAB	W	31-24	2-5
O28	MEMPHIS	W	41-27	3-5
N4	TULANE	W	42-21	4-5
N11	at East Carolina	L	20-33	4-6
N18	UTEP	W	49-21	5-6
N25	at Southern Miss	L	7-42	5-7

MEMPHIS (2-10, 1-7 C-USA)

S3 (Sun.)	at Mississippi	L	25-28	0-1
S9	CHATTANOOGA	W	33-14	1-1
S16	at East Carolina	L	20-35	1-2
S23	(15) TENNESSEE	L	7-41	1-3
O7	at UAB	L	29-35	1-4
O14	ARKANSAS STATE	L	23-26	1-5
O21	TULSA	L	14-35	1-6
O28	at Marshall	L	27-41	1-7
N5 (Sun.)	SOUTHERN MISS	L	21-42	1-8
N11	UCF	L	24-26	1-9
N18	HOUSTON	L	20-23 OT	1-10
N25	at UTEP	W	38-19	2-10

SOUTHERN MISS (9-5, 6-2 C-USA)

S2	at (7) Florida	L	7-34	0-1
S9	SOUTHEASTERN LA.	W	45-0	1-1
S16	NORTH CAROLINA STATE	W	37-17	2-1
S26 (Tue.)	at UCF	W	19-14	3-1
O3 (Tue.)	at Tulsa	L	6-20	3-2
O14	HOUSTON	W	31-27	4-2
O21	at Virginia Tech	L	6-36	4-3
O28	EAST CAROLINA	L	17-20 OT	4-4
N5 (Sun.)	at Memphis	W	42-21	5-4
N11	at Tulane	W	31-3	6-4
N18	UAB	W	25-20	7-4
N25	MARSHALL	W	42-7	8-4
D1	at Houston	L	20-34	8-5
J7	(C-USA Championship Game) vs. Ohio	W	28-7	9-5

(GMAC Bowl)

UAB (3-9, 2-6 C-USA)

S2	at (10) Oklahoma	L	17-24	0-1
S9	EAST CAROLINA	W	17-12	1-1
S16	at (9) Georgia	L	0-34	1-2
S23	MISSISSIPPI STATE	L	10-16 (OT)	1-3
S30	TROY	W	21-3	2-3
O7	MEMPHIS	W	35-29	3-3
O14	at Rice	L	33-34	3-4
O21	MARSHALL	L	24-31	3-5
O31 (Tue.)	at SMU	L	9-22	3-6
N10 (Fri.)	UTEP	L	17-36	3-7
N18	at Southern Miss	L	20-25	3-8
N25	at UCF	L	2-31	3-9

UCF (4-8, 3-5 C-USA)

S2	VILLANOVA	W	35-16	1-0
S9	at (7) Florida	L	0-42	1-1
S16	USF	L	17-24	1-2
S26 (Tue.)	SOUTHERN MISS	L	14-19	1-3
O4 (Wed.)	at Marshall	W	23-22	2-3
O13 (Fri.)	PITTSBURGH	L	7-52	2-4
O21	RICE	L	29-40	2-5
O28	at Houston	L	31-51	2-6
N4	EAST CAROLINA	L	10-23	2-7
N11	at Memphis	W	26-24	3-7
N18	at Tulane	L	9-10	3-8
N25	UAB	W	31-22	4-8

HOUSTON (10-4, 7-1 C-USA)

S2	at Rice	W	31-30	1-0
S9	TULANE	W	45-7	2-0
S16	GRAMBLING	W	42-22	3-0
S23	OKLAHOMA STATE	W	34-25	4-0
S30	at Miami (Fla.)	L	13-14	4-1
O7	LOUISIANA-LAFAYETTE	L	28-31	4-2
O14	at Southern Miss	L	27-31	4-3
O21	UTEP	W	34-17	5-3
O28	UCF	W	51-31	6-3
N4	TULSA	W	27-10	7-3
N11	at SMU	W	37-27	8-3
N18	at Memphis	W	23-20 OT	9-3
D1	SOUTHERN MISS (C-USA Championship Game)	W	34-20	10-3
D29	vs. South Carolina (AutoZone Liberty Bowl)	L	36-44	10-4

RICE (7-6, 6-2 C-USA)

S2	HOUSTON	L	30-31	0-1
S9	at UCLA	L	16-26	0-2
S16	*(8) TEXAS	L	7-52	0-3
S23	at (17) Florida St.	L	7-55	0-4
S30	at Army	W	48-14	1-4
O7	at Tulane	L	24-38	1-5
O14	UAB	W	34-33	2-5
O21	at UCF	W	40-29	3-5
N4	at UTEP	W	37-31	4-5
N11	at Tulsa	W	41-38 ZOT	5-5
N18	EAST CAROLINA	W	18-17	6-5
N25	SMU	W	31-27	7-5
D22	vs. Troy (R+L Carriers New Orleans Bowl)	L	24-412	7-6

SMU (6-6, 4-4 C-USA)

S2	at (25) Texas Tech	L	3-35	0-1
S9	at North Texas	L	6-24	0-2
S16	SAM HOUSTON STATE	W	45-14	1-2
S23	ARKANSAS STATE	W	55-9	2-2
S30	at Tulane	W	33-28	3-2
O7	at UTEP	L	21-24	3-3
O14	MARSHALL	W	31-21	4-3
O21	at East Carolina	L	21-38	4-4
O31 (Tue.)	UAB	W	22-9	5-4
N11	HOUSTON	L	27-37	5-5
N18	TULSA	W	34-24	6-5
N25	at Rice	L	27-31	6-6

TULANE (4-8, 2-6 C-USA)

S9	at Houston	L	7-45	0-1
S16	at Mississippi State	W	32-29	1-1
S23	at (10) LSU	L	7-49	1-2
S30	SMU	L	28-33	1-3
O7	RICE	W	38-24	2-3
O14	at UTEP	L	20-34	2-4
O21	at (7) Auburn	L	13-38	2-5
O28	ARMY	W	42-28	3-5
N4	at Marshall	L	21-42	3-6
N11	SOUTHERN MISS	L	3-31	3-7
N18	UCF	W	10-9	4-7
N24 (Fri.)	at Tulsa	L	3-31	4-8

TULSA (8-5, 5-3 C-USA)

A31 (Thu.)	STEPHEN F. AUSTIN	W	45-7	1-0
S9	at BYU (The mtn.)	L	24-49	1-1
S16	NORTH TEXAS	W	28-3	2-1
S23	at Navy	W	24-23 (OT)	3-1
O3 (Tue.)	SOUTHERN MISS	W	20-6	4-1
O14	at East Carolina	W	31-10	5-1
O21	at Memphis	W	35-14	6-1
O27 (Fri.)	UTEP	W	30-20	7-1
N4	at Houston	L	10-27	7-2
N11	RICE	L	38-41 (2OT)	7-3
N18	at SMU	L	24-34	7-4
N24 (Fri.)	TULANE	W	31-3	8-4
D23	vs. Utah (Bell Helicopter Armed Forces Bowl)	L	13-25	8-5

UTEP (5-7, 3-5 C-USA)

A31 (Thu.)	at San Diego State	W	34-27	1-0
S9	(25) TEXAS TECH	L	35-38 OT	1-1
S23	at New Mexico	L	13-26	1-2
S30	NEW MEXICO STATE	W	44-38	2-2
O7	SMU	W	24-21	3-2
O14	TULANE	W	34-20	4-2
O21	at Houston	L	17-34	4-3
O27 (Fri.)	at Tulsa	L	20-30	4-4
N4	RICE	L	31-37	4-5
N10 (Fri.)	at UAB	W	36-17	5-5
N18	at Marshall	L	21-49	5-6
N25	MEMPHIS	L	19-38	5-7

Offensive Player of the Year

Kevin Kolb, Houston

Defensive Players of the Year

Albert McClellan, Marshall
Nick Bunting, Tulsa

Special Teams Player of the Year

Johnnie Lee Higgins, UTEP

Freshman of the Year

Justin Willis, SMU

Coaches of the Year

Art Briles, Houston
Todd Graham, Rice

HIGHLIGHTS

Two C-USA teams (East Carolina and UCF) set new school records for single-season home attendance...Houston established a new Robertson Stadium record for attendance when it hosted the second annual Conference USA Football Championship Game on December 1...The Cougars defeated Southern Miss in the game, 34-20, for its first conference title since the league's inaugural season in 1996...Led by C-USA Offensive Player of the Year QB Kevin Kolb, the Cougars posted their highest win total since 1990 and represented C-USA in the AutoZone Liberty Bowl. Houston was joined by Southern Miss (GMAC), Tulsa (Bell Helicopter Armed Forces Bowl), East Carolina (Papajohns.com) and Rice (R+L Carriers New Orleans) in postseason play...Rice's bowl appearance was its first since 1961, ending the nation's second-longest postseason drought, while becoming the nation's second-most-improved team. Sophomore wide receiver Jarett Dillard was a big contributor to the Owls turnaround season, leading the nation in touchdown receptions with 21, scoring at least one TD in each game...The league was sparked by two of the most productive freshmen in Division I-A. Southern Miss RB Damion Fletcher led all true freshmen in rushing yards with 1,388, while also scoring 11 touchdowns. SMU redshirt QB Justin Willis re-wrote the Mustangs passing records, throwing for 2,047 yards, a school-record 26 touchdown passes and just six interceptions.

2005 STANDINGS

East Division

	C-USA							All Games					
	W-L	PCT.	DIV.	H	A	PTS	OPP	W-L	PCT.	H	A	PTS	OPP
UCF	7-1	.875	4-1	4-0	3-1	245	204	8-5	.615	4-1	4-4	373	373
MEMPHIS	5-3	.625	3-2	3-1	2-2	207	201	7-5	.583	4-2	3-3	326	276
SOUTHERN MISS	5-3	.625	4-1	2-2	3-1	238	182	7-5	.583	3-2	4-3	355	272
EAST CAROLINA	4-4	.500	2-3	2-2	2-2	194	232	5-6	.455	3-2	2-4	267	317
UAB	3-5	.375	1-4	1-3	2-2	235	212	5-6	.455	2-3	3-3	307	264
MARSHALL	3-5	.375	1-4	2-2	1-3	135	199	4-7	.364	3-3	1-4	204	285

West Division

	C-USA							All Games					
	W-L	PCT.	DIV.	H	A	PTS	OPP	W-L	PCT.	H	A	PTS	OPP
x- TULSA	6-2	.750	2-2	3-1	3-1	276	180	9-4	.692	3-2	6-2	430	305
UTEP	5-3	.625	4-1	3-1	2-2	269	236	8-4	.667	5-1	3-3	382	311
HOUSTON	4-4	.500	3-2	2-2	2-2	241	218	6-6	.500	3-3	3-3	337	324
SMU	4-4	.500	3-2	2-2	2-2	177	176	5-6	.455	3-3	2-3	229	280
TULANE	1-7	.125	1-4	0-4	1-3	171	257	2-9	.182	1-5	1-4	234	348
RICE	1-7	.125	1-4	1-3	0-4	201	292	1-10	.089	1-4	0-6	241	447

x- Conference USA Champion

EAST CAROLINA (5-6, 4-4 C-USA)

S3	DUKE	W	24-21
S17	at Wake Forest	L	34-44
S24	at West Virginia	L	15-20
O1	SOUTHERN MISS	L	7-33
O8	RICE	W	41-28
O15	at SMU	W	24-17
O22	at Memphis (i)	L	24-27
O29	UCF	L	20-30
N12	at Tulsa	L	13-45
N19	at Marshall	W	34-29
N26	UAB	W	31-23

MARSHALL (4-7, 3-5 C-USA)

S1	WILLIAM & MARY	W	36-24
S10	KANSAS STATE	L	19-21
S24	at UCF	L	13-23
O1	SMU	W	16-13 (OT)
O8	at (3) Virginia Tech	L	14-41
O15	UAB	W	20-19
O22	at UTEP	L	3-31
O29	vs. Tulane	W	27-26
N8	SOUTHERN MISS	L	24-27 (OT)
N19	EAST CAROLINA	L	29-34
N26	at Memphis	L	3-26

MEMPHIS (7-5, 5-3 C-USA)

S5	MISSISSIPPI	L	6-10
S17	CHATTANOOGA	W	59-14
S24	at Tulsa	L	31-37 (ot)
O1	UTEP	W	27-20
O8	at UCF	L	17-38
O15	at Houston	W	35-20
O22	EAST CAROLINA	W	27-24
N1	UAB	L	20-37
N12	at Tennessee	L	16-20
N19	at Southern Miss	W	24-22
N26	MARSHALL	W	26-3
D26	vs. Akron	W	38-31

(Motor City Bowl)

SOUTHERN MISS (7-5, 5-3 C-USA)

S10	at Alabama	L	21-30
S17	McNEESE STATE	W	48-20
O1	at East Carolina	W	33-7
O8	TULSA	L	17-34
O15	UCF	W	52-31
O21	at UAB	W	37-28
O29	at North Carolina State	L	17-21
N8	at Marshall	W	27-24 (OT)
N13	at Houston	L	24-27
N19	MEMPHIS	L	22-24
N26	TULANE	W	26-7
D20	vs. Arkansas State	W	31-19

(New Orleans Bowl)

UAB (5-6, 3-5 C-USA)

S3	at Tennessee	L	10-17
S10	at Troy State	W	27-7
S17	JACKSONVILLE STATE	W	35-28
O1	RICE	W	45-26
O8	SMU	L	27-28
O15	at Marshall	L	19-20
O21	SOUTHERN MISS	L	28-37
N1	at Memphis	W	37-20
N12	UCF	L	21-27
N19	at UTEP	W	35-23
N26	at East Carolina	L	23-31

UCF (8-5, 7-1 C-USA)

S1	at South Carolina	L	15-24
S17	at USF	L	14-31
S24	MARSHALL	W	23-13
O1	at Louisiana-Lafayette	W	24-21

O8	MEMPHIS	W	38-17
O15	at Southern Miss	L	31-52
O21	TULANE	W	34-24
O29	at East Carolina	W	30-20
N5	HOUSTON	W	31-29
N12	at UAB	W	27-21
N19	at Rice	W	31-28
D3	TULSA	L	27-44
D24	C-USA CHAMPIONSHIP GAME vs. Nevada (Sheraton Hawai'i Bowl)	L	48-49 (ot)

HOUSTON (6-6, 4-4 C-USA)

S1	OREGON	L	24-38
S10	SAM HOUSTON STATE	W	31-10
S16	at UTEP	L	41-44 (2OT)
O1	at Tulsa	W	30-23
O8	vs. Tulane	W	35-14
O15	MEMPHIS	L	20-35
O22	at Mississippi State	W	28-16
N5	at UCF	L	29-31
N13	SOUTHERN MISS	W	27-24
N19	SMU	L	24-29
N26	RICE	W	35-18
D23	vs. Kansas (Fort Worth Bowl)	L	13-42

RICE (1-10, 1-7 C-USA)

S10	at UCLA	L	21-63
S17	at (2) Texas	L	10-51
O1	at UAB	L	26-45
O8	at East Carolina	L	28-41
O15	TULSA	L	21-41
O22	NAVY	L	9-41
O29	UTEP	L	31-38
N5	at SMU	L	7-27
N12	TULANE	W	42-34
N19	UCF	L	28-31
N26	at Houston	L	18-35

SMU (5-6, 4-4 C-USA)

S3	BAYLOR	L	23-28
S10	(22) TCU	W	21-10
S17	at Texas A&M	L	8-66
S24	TULANE	L	10-31
O1	at Marshall	L	13-16 (OT)
O8	at UAB	W	28-27
O15	EAST CAROLINA	L	17-24
O22	at Tulsa	L	13-20
N5	RICE	W	27-7
N19	at Houston	W	29-24
N26	UTEP	W	40-27

TULANE (2-9, 1-7 C-USA)

S4	at Mississippi State	L	7-28
S17	#MISSISSIPPI ST.	L	14-21
S24	at SMU	W	31-10
O1	vs. LOUISIANA	W	28-21
O8	%HOUSTON	L	14-35
O14	&- UTEP	L	21-45

O21	at UCF	L	24-34
O29	MARSHALL	L	26-27
N5	at Navy	L	21-49
N12	at Rice	L	34-42
N19	*TULSA	L	14-38
N26	at Southern Miss	L	7-26

- Independence Stadium (Shreveport, La.)
 \$ - Tiger Stadium (Baton Rouge, La.)
 % - Cajun Field (Lafayette, La.)
 & - Joe Aillet Stadium (Ruston, La.)
 ! - Ladd-Peebles Stadium (Mobile, Ala.)
 * - Malone Stadium (Monroe, La.)

TULSA (9-4, 6-2 C-USA)

S4	BAYLOR	W	56-14
S1	MINNESOTA	L	10-41
S10	at (16) Oklahoma	L	15-31
S17	at North Texas	W	54-2
S24	MEMPHIS	W	37-31 (ot)
O1	HOUSTON	L	23-30
O8	at Southern Miss	W	34-17
O15	at Rice	W	41-21
O22	SMU	W	20-13
N5	at UTEP	L	38-41
N12	EAST CAROLINA	W	45-13
N19	*at Tulane	W	38-14
D3	at UCF	W	44-27

C-USA Championship Game (Orlando, Fla.)
 D31 vs. Fresno State (AutoZone Liberty Bowl) W 31-24

UTEP (8-4, 5-3 C-USA)

S3	at New Mexico State	W	34-17
S16	HOUSTON	W	44-41 (2OT)
S24	NEW MEXICO	W	21-13
O1	at Memphis	L	20-27
O14	&vs. Tulane	W	45-21
O22	MARSHALL	W	31-3
O29	at Rice	W	38-31
N5	TULSA	W	41-38
N12	TEXAS SOUTHERN	W	45-0
N19	UAB	L	23-35
N26	at SMU	L	27-40
D21	vs. Toledo (GMAC Bowl)	L	13-45

Offensive Player of the Year

DeAngelo Williams, Memphis

Defensive Player of the Year

Kevis Coley, LB, Southern Miss

Special Teams Player of the Year

Stephen Gostkowski, K, Memphis

Freshman of the Year

Kevin Smith, RB, UCF

Coach of the Year

George O'Leary, UCF

HIGHLIGHTS

Tulsa defeated UCF, 44-27 in the inaugural C-USA Football Championship Game presented by Xbox 360. A UCF school-record crowd of 51,978 was on hand at the Citrus Bowl for the game....C-USA sent a league-record six teams to bowl games. Tulsa won the Liberty Bowl and UTEP (GMAC), UCF (Sheraton Hawaii), Houston (Fort Worth), Southern Miss (New Orleans) and Memphis (Motor City) each participated in the postseason....Three-time C-USA Offensive Player of the Year DeAngelo Williams of Memphis closed out his career as the NCAA's all-time leader in all-purpose yards (7,573), while ranking fourth in rushing yards (6,026)....UCF completed the fourth-largest turnaround in NCAA history, going from 0-11 in 2004 to 9-4 and the school's first bowl game in 2005....Tulsa TE Garrett Mills set a new NCAA record for receiving yards by a tight end with 1,235....Following Hurricane Katrina, Tulane's displaced football team headquartered in Ruston, La., and played its "home" games in six different stadiums in Louisiana and Alabama. The squad earned the 2005 FWAA Courage Award and the 2005 Disney's Wide World of Sports Spirit Award, which is given annually to college football's most inspirational athlete or team....Six new schools, Marshall, Rice, SMU, Tulsa, UCF and UTEP made their debuts as members of Conference USA.

2004 STANDINGS

	W-L	Pct.	C-USA				All Games					
			H	A	Pts	Opp	W-L	Pct.	H	A	Pts	Opp
x- LOUISVILLE	8-0	1.000	4-0	4-0	453	155	11-1	.917	5-0	6-1	597	236
MEMPHIS	5-3	.625	3-1	2-2	276	254	8-4	.667	4-1	3-4	430	375
UAB	5-3	.625	3-1	2-2	241	231	7-5	.583	4-1	3-4	372	351
SOUTHERN MISS	5-3	.625	3-1	2-2	238	218	7-5	.583	3-2	3-3	309	298
CINCINNATI	5-3	.625	3-1	2-2	254	244	7-5	.583	4-1	3-4	344	320
TULANE	3-5	.375	2-2	1-3	204	294	5-6	.455	4-2	1-4	300	361
TCU	3-5	.375	2-2	1-3	235	258	5-6	.455	4-2	1-4	362	373
USF	3-5	.375	1-3	2-2	233	265	4-7	.364	2-4	2-3	271	351
HOUSTON	3-5	.375	3-1	0-4	197	243	3-8	.273	3-2	0-6	230	354
EAST CAROLINA	2-6	.250	2-2	0-4	177	300	2-9	.182	2-3	0-6	231	439
ARMY	2-6	.250	1-3	1-3	222	275	2-9	.182	1-4	1-5	260	388

x- Conference USA Champion

ARMY (2-9, 2-6 C-USA)

S11	LOUISVILLE	L	21-52
S18	at Houston	L	21-35
S25	at Connecticut	L	3-40
O2	TCU	L	17-21
O9	CINCINNATI	W	48-29
O16	at USF	W	42-35
O30	at East Carolina	L	28-38
N6	AIR FORCE	L	22-31
N13	at Tulane	L	31-45
N20	UAB	L	14-20
D4	vs. Navy (Philadelphia- CBS)	L	13-42

CINCINNATI (7-5, 5-3 C-USA)

S4	at (9) Ohio State	L	6-27
S11	MIAMI (OHIO)	W	45-26
S18	at Syracuse	L	7-9
S25	at East Carolina	W	24-19
O2	UAB	L	27-30
O9	at Army	L	29-48
O23	MEMPHIS	W	49-10
O30	TCU	W	21-10
N6	at (21) Southern Miss	W	52-24
N20	USF	W	45-23
N27	at (7) Louisville	L	7-70
D23	vs. Marshall (PlainsCapital Fort Worth Bowl)	W	32-14

EAST CAROLINA (2-9, 2-6 C-USA)

S4	at (10) West Virginia	L	23-56
S11	WAKE FOREST	L	17-31
S25	CINCINNATI	L	19-24
O2	at (22) Louisville	L	7-59
O9	TULANE	W	27-25
O23	at Southern Miss	L	10-51
O30	ARMY	W	38-28
N6	at Houston	L	24-34
N13	at USF	L	17-41
N20	MEMPHIS	L	35-38
N27	vs. N.C. State (in Charlotte)	L	14-52

HOUSTON (3-8, 3-5 C-USA)

S5	vs. Rice (Reliant Stadium)	L	7-10
S11	at (2) Oklahoma	L	13-63
S18	ARMY	W	35-21
S23	(4) MIAMI (FLA.)	L	13-38
O2	at Memphis	L	14-41
O7	at Southern Miss	L	29-35 (ot)
O23	at TCU	L	27-34
O30	TULANE	W	24-3
N6	EAST CAROLINA	W	34-24
N13	at UAB	L	7-20
N20	(8) LOUISVILLE	L	27-65

LOUISVILLE (11-1, 8-0 C-USA)

S5	KENTUCKY	W	28-0
S11	at Army	W	52-21
S25	at North Carolina	W	34-0
O2	EAST CAROLINA	W	59-7
O14	at (3) Miami (Fla.)	L	38-41
O22	USF	W	41-9

N4	at Memphis	W	56-49
N10	TCU	W	55-28
N20	at Houston	W	65-27
N27	CINCINNATI	W	70-7
D4	at Tulane	W	55-7
D31	vs. (10) Boise State (AutoZone Liberty Bowl)	W	44-40

MEMPHIS (8-4, 5-3 C-USA)

S4	at Mississippi	W	20-13
S11	CHATTANOOGA	W	52-21
S18	at Arkansas State	W	47-35
S25	at UAB	L	28-35
O2	HOUSTON	W	41-14
O16	TULANE	W	49-24
O23	at Cincinnati	L	10-49
N4	(14) LOUISVILLE	L	49-56
N12	SOUTHERN MISS	W	30-26
N20	at East Carolina	W	38-35
N27	at USF	W	31-15
D23	vs. Bowling Green (GMAC Bowl)	L	35-52

SOUTHERN MISS (7-5, 5-3 C-USA)

S1	OKLAHOMA STATE	W	17-9
S11	at Nebraska	W	21-17
S25	at Tulane	W	32-14
O2	at USF	W	27-20
O7	HOUSTON	W	35-29 (ot)
O16	at Alabama	L	3-27
O23	EAST CAROLINA	W	51-10
N6	CINCINNATI	L	24-52
N12	at Memphis	L	26-30
N20	at TCU	L	17-42
N27	UAB	W	26-21
D4	(4) CALIFORNIA	L	16-26
D23	vs. North Texas (Wyndham New Orleans Bowl)	W	31-10

TCU (5-6, 3-5 C-USA)

S2	NORTHWESTERN	W	48-45 (2ot)
S11	SMU	W	44-0
S18	at Texas Tech	L	35-70
S25	USF	L	44-45 (2ot)
O2	at Army	W	21-17
O15	at UAB	L	25-41
O23	HOUSTON	W	34-27
O30	at Cincinnati	L	10-21
N10	at (12) Louisville	L	28-55
N20	SOUTHERN MISS	W	42-17
N27	TULANE	L	31-35

TULANE (5-6, 3-4 C-USA)

S4	at Mississippi State	L	7-28
S11	FLORIDA A&M	W	39-19
S25	SOUTHERN MISS	L	14-32
O9	at East Carolina	L	25-27
O16	at Memphis	L	24-49
O23	*UAB	W	59-55
O30	at Houston	L	3-24
N6	NAVY	W	42-10
N13	ARMY	W	45-31
N27	at TCU	W	35-31
D4	(7) LOUISVILLE	L	7-55

*Tad Gormley Stadium

UAB (7-5, 5-3 C-USA)

S4	BAYLOR	W	56-14
S18	at (8) Florida State	L	7-34
S25	MEMPHIS	W	35-28
O2	at Cincinnati	W	30-27
O9	at Mississippi State	W	27-13
O15	TCU (ESPN)	W	41-25
O23	at Tulane	L	55-59
N3	USF	L	20-45
N13	HOUSTON	W	20-7
N20	at Army	W	20-14
N27	at Southern Miss	L	21-26
D24	vs. Hawai'i (Sheraton Hawai'i Bowl)	L	40-59

USF (4-7, 3-5 C-USA)

S11	TENNESSEE TECH	W	21-7
S18	at South Carolina	L	3-34
S25	at TCU	W	45-44 (2ot)
O2	SOUTHERN MISS	L	20-27
O16	ARMY	L	35-42
O22	at (16) Louisville	L	9-41
N3	at UAB	W	45-20
N13	EAST CAROLINA	W	41-17
N20	at Cincinnati	L	23-45
N27	MEMPHIS	L	15-31
D4	PITTSBURGH	L	14-43

Offensive Player of the Year

Stefan LeFors, QB, Louisville
DeAngelo Williams, Memphis

Defensive Player of the Year

Michael Boley, LB, Southern Miss

Special Teams Player of the Year

John Eubanks, KR, Southern Miss

Freshman of the Year

Brian Brohm, QB, Louisville

Coach of the Year

Bobby Petrino, Louisville

HIGHLIGHTS

Louisville finished ranked No. 6 in the Associated Press poll, marking the highest ranking that a C-USA school has ever achieved....C-USA produced five of the top 13 individual scorers in Division I....Louisville QB Stefan LeFors led the nation in passing efficiency at 181.7, nearly breaking the all-time record held by Tulane's Shaun King....Louisville topped the nation in total offense at 539.0 yards per game....Memphis made back-to-back bowl appearances for the first time in school history, while UAB played in a bowl game for the first time ever....Memphis RB DeAngelo Williams set a new single-season rushing record with 1,948 yards and also set a league record with 22 touchdowns....On October 23, Tulane's Lester Ricard and UAB's Darrell Hackney became the first two C-USA quarterbacks to each pass for 400 yards in a game.

2003 STANDINGS

	C-USA						All Games					
	W-L	Pct.	H	A	Pts	Opp	W-L	Pct.	H	A	Pts	Opp
x- SOUTHERN MISS	8-0	1.000	4-0	4-0	226	117	9-4	.692	5-1	4-3	291	226
TCU	7-1	.875	4-0	3-1	269	202	11-2	.846	6-1	5-1	380	276
LOUISVILLE	5-3	.625	3-1	2-2	289	242	9-4	.692	5-1	4-3	450	361
MEMPHIS	5-3	.625	2-2	3-1	217	138	9-4	.692	4-2	5-2	393	250
USF	5-3	.625	2-2	3-1	177	160	7-4	.636	4-2	3-2	276	224
HOUSTON	4-4	.500	1-3	3-1	286	301	7-6	.538	3-3	4-3	448	468
UAB	4-4	.500	2-2	2-2	189	190	5-7	.417	2-3	3-4	249	287
TULANE	3-5	.375	1-3	2-2	244	274	5-7	.417	3-3	2-4	337	424
CINCINNATI	2-6	.250	2-2	0-4	190	216	5-7	.417	4-2	1-5	303	319
EAST CAROLINA	1-7	.125	0-4	1-3	174	280	1-11	.083	0-6	1-5	217	428
ARMY	0-8	.000	0-4	0-4	127	268	0-13	.000	0-6	0-7	206	476

x- Conference USA Champion

ARMY (0-13, 0-8 C-USA)

S6	CONNECTICUT	L	21-48
S13	RUTGERS	L	21-36
S20	TULANE	L	33-50
S27	USF	L	0-28
O4	at (20) TCU	L	0-27
O11	at Louisville	L	10-34
O18	EAST CAROLINA	L	32-38
O25	at Cincinnati	L	29-33
N1	at UAB	L	9-24
N8	at Air Force	L	3-31
N15	HOUSTON	L	14-34
N22	at Hawai'i	L	28-59
D6	vs. Navy (in Philadelphia)	L	6-34

CINCINNATI (5-7, 2-6 C-USA)

S1	EAST CAROLINA	W	40-3
S13	at West Virginia	W	15-13
S20	TEMPLE	W	30-24 (3ot)
S27	at Miami (Ohio)	L	37-42
O4	SOUTHERN MISS	L	20-22
O11	at UAB	L	14-31
O25	ARMY	W	33-29
O31	at USF	L	17-24 (2ot)
N8	RHODE ISLAND	W	31-24
N15	at (9) TCU	L	10-43
N22	at Memphis	L	16-21
N28	LOUISVILLE	L	40-43

EAST CAROLINA (1-11, 1-7 C-USA)

S1	at Cincinnati	L	3-40
S6	WEST VIRGINIA	L	7-48
S13	at (2) Miami (Fla.)	L	3-38
S20	at Wake Forest	L	16-34
S30	HOUSTON	L	13-27
O11	NORTH CAROLINA	L	17-28
O18	at Army	W	38-32
O25	LOUISVILLE	L	20-36
N1	at Memphis	L	24-41
N8	USF	L	37-38 (ot)
N22	at Tulane	L	18-28
N29	SOUTHERN MISS	L	21-38

HOUSTON (7-6, 4-4 C-USA)

A30	RICE	W	48-14
S6	at (5) Michigan	L	3-50
S13	at Louisiana-Lafayette	W	21-14
S20	MISSISSIPPI STATE	W	42-35
S30	at East Carolina	W	27-13
O11	at Tulane	W	45-42
O18	MEMPHIS	L	14-45
O25	TCU	L	55-62
N8	SOUTHERN MISS	L	10-31
N15	at Army	W	34-14
N22	at Louisville	L	45-66
N29	UAB	W	56-28
D25	at Hawai'i	L	48-54 (3ot)

(Sheraton Hawai'i Bowl)

LOUISVILLE (9-4, 5-3 C-USA)

A31	at Kentucky	W	40-24
S13	at Syracuse	W	30-20
S20	UTEP	W	42-14
S27	TEMPLE	W	21-12
O4	at USF	L	28-31 (ot)

O11	ARMY	W	34-10
O17	TULANE	W	47-28
O25	at East Carolina	W	36-20
N5	at (12) TCU	L	28-31
N15	MEMPHIS	L	7-37
N22	HOUSTON	W	66-45
N28	at Cincinnati	W	43-40
D18	vs. (14) Miami (Ohio)	L	28-49

(GMAC Bowl)

MEMPHIS (9-4, 5-3 C-USA)

A30	TENNESSEE TECH	W	40-10
S6	MISSISSIPPI	W	44-34
S13	at Southern Miss	L	6-23
S27	ARKANSAS STATE	W	38-16
O4	UAB	L	10-24
O11	at Mississippi State	L	27-35
O18	at Houston	W	45-14
O25	at Tulane	W	41-9
N1	EAST CAROLINA	W	41-24
N15	at Louisville	W	37-7
N22	CINCINNATI	W	21-16
N29	USF	L	16-21
D16	vs. North Texas	W	27-17

(New Orleans Bowl)

SOUTHERN MISS (9-4, 8-0 C-USA)

A30	at California	L	2-34
S4	at UAB	W	17-12
S13	MEMPHIS	W	23-6
S25	(11) NEBRASKA (ESPN)	L	14-38
O4	at Cincinnati	W	22-20
O11	at Alabama	L	3-17
O25	USF	W	27-6
N1	LOUISIANA-LAFAYETTE	W	48-3
N8	at Houston	W	31-10
N15	TULANE	W	28-14
N20	(9) TCU	W	40-28
N29	at East Carolina	W	38-21
D31	vs. (25) Utah	L	0-17

(AXA Liberty Bowl)

TCU (11-2, 7-1 C-USA)

S1	at Tulane	W	38-35
S6	NAVY	W	17-3
S20	VANDERBILT	W	30-14
S27	at Arizona	W	13-10
O4	ARMY	W	27-0
O10	at USF	W	13-10
O18	UAB	W	27-24
O25	at Houston	W	62-55
N5	(25) LOUISVILLE	W	31-28
N15	CINCINNATI	W	43-10
N20	at Southern Miss	L	28-40

N29	at SMU	W	20-13
D23	vs. (16) Boise State	L	31-34

(PlainsCapital Fort Worth Bowl)

TULANE (5-7, 3-5 C-USA)

S1	(25) TCU	L	35-38
S6	*NORTHWESTERN (LA) ST.	W	27-24
S13	MISSISSIPPI STATE	W	31-28
S20	at Army	W	50-33
S27	at (13) Texas	L	18-63
O11	*HOUSTON	L	42-45
O17	at Louisville	L	28-47
O25	MEMPHIS	L	9-41
N1	at Navy	L	17-35
N8	at UAB	W	38-24
N15	at Southern Miss	L	14-28
N22	EAST CAROLINA	W	28-18

*Tad Gormley Stadium

UAB (5-7, 4-4 C-USA)

A30	at Baylor	W	24-19
S4	SOUTHERN MISS	L	12-17
S13	TROY STATE	L	9-20
S20	at South Carolina	L	10-42
O4	at Memphis	W	24-10
O11	CINCINNATI	W	31-14
O18	at (13) TCU	L	24-27
O25	at (4) Georgia	L	13-16
N1	ARMY	W	24-9
N8	TULANE	L	24-38
N22	at USF	W	22-19
N29	at Houston	L	28-56

USF (4-7, 3-5 C-USA)

A30	*at Alabama	L	17-40
S6	NICHOLLS STATE	W	27-17
S27	at Army	W	28-0
O4	LOUISVILLE	W	31-28 (ot)
O10	(17) TCU	L	10-13
O18	CHARLESTON SOUTHERN	W	55-7
O25	at Southern Miss	L	6-27
O31	CINCINNATI	W	24-17 (2ot)
N8	at East Carolina	W	38-37 (ot)
N22	UAB	L	19-22
N29	at Memphis	W	21-16

*Birmingham, Ala.

Offensive Player of the Year
DeAngelo Williams, RB, Memphis

Defensive Player of the Year
Rod Davis, LB, Southern Miss

Special Teams Player of the Year
Nick Browne, K, TCU

Freshman of the Year
Kevin Kolb, QB, Houston

Coach of the Year
Jeff Bower, Southern Miss

HIGHLIGHTS

For the first time in Conference USA's eight seasons, four different teams won at least eight games in a season...TCU reached the 10-win mark for the second-straight season and third time in four years. Southern Miss won at least eight games for the fifth time in eight years. Louisville reached the eight-win mark for the third time in four years and Memphis won nine games for the first time since 1963... When TCU reached No. 6 in the Nov. 10 BCS rankings, it represented the highest ranking that a non-BCS school had ever achieved... C-USA posted a record total of 11 wins over BCS league teams. A total of seven different teams (Cincinnati, Houston, Louisville, Memphis, TCU, Tulane and UAB) defeated at least one BCS league team in 2003. Five of C-USA's 11 wins came on the road. The 11 wins over BCS leagues were the second most of any Division I-A conference during the regular season. Only the Big Ten with 13 had more.

2002 STANDINGS

	C-USA				All Games							
	W-L	Pct.	H	A	Pts	Opp	W-L	Pct.	H	A	Pts	Opp
x-TCU	6-2	.750	4-0	2-2	263	179	10-2	.833	6-0	4-2	361	222
x-CINCINNATI	6-2	.750	4-0	2-2	259	174	7-7	.500	4-3	3-4	409	329
SOUTHERN MISS	5-3	.625	3-1	2-2	161	142	7-6	.538	5-1	2-5	282	238
LOUISVILLE	5-3	.625	2-2	3-1	243	200	7-6	.538	3-3	4-3	371	319
TULANE	4-4	.500	3-1	1-3	185	147	8-5	.615	5-2	3-3	361	282
UAB	4-4	.500	3-1	1-3	218	232	5-7	.417	4-2	1-5	268	370
EAST CAROLINA	4-4	.500	3-1	1-3	250	266	4-8	.333	3-2	1-6	335	399
HOUSTON	3-5	.375	2-2	1-3	235	293	5-7	.417	3-3	2-4	320	393
MEMPHIS	2-6	.222	2-2	0-4	190	223	3-9	.250	3-3	0-6	303	327
ARMY	1-7	.125	0-4	1-3	158	300	1-11	.083	1-6	0-5	226	491

x- Conference USA Co-Champions

ARMY (1-10, 1-7 C-USA)

S7	HOLY CROSS	L	21-30
S14	at Rutgers	L	0-44
S21	LOUISVILLE	L	14-45
S28	SOUTHERN MISS	L	6-27
O5	at East Carolina	L	24-59
O12	TCU	L	27-46
O19	at Houston	L	42-56
O26	UAB	L	26-29
N9	AIR FORCE	L	30-49
N16	at Tulane	W	14-10
N23	at Memphis	L	10-38
D7	vs. Navy		
	(E. Rutherford, N.J.)	L	12-58

CINCINNATI (7-7, 6-2 C-USA)

S2	TCU	W	36-29 (ot)
S14	WEST VIRGINIA	L	32-35
S21	(6) OHIO STATE	L	19-23
S28	at Temple	W	35-22
O5	MIAMI (OHIO)	L	26-31
O12	at Tulane	L	17-35
O19	at Southern Miss	L	14-23
O26	MEMPHIS	W	48-10
N7	at Louisville	W	24-14
N16	HOUSTON	W	47-14
N23	at (25) Hawai'i	L	19-20
N30	UAB	W	31-23
D6	at East Carolina	W	42-26
D17	vs. North Texas		
	(New Orleans Bowl)	L	19-24

EAST CAROLINA (4-8, 4-4 C-USA)

A31	at Duke	L	16-23
S7	at Wake Forest	L	22-27
S14	TULANE	W	24-20
S28	at West Virginia	L	17-37
O5	ARMY	W	59-24
O19	USF	L	30-46
O26	at Louisville	L	20-44
N9	at Houston	W	54-48 (3ot)
N16	at UAB	L	29-36
N23	(22) TCU	W	31-28
N30	at Southern Miss	L	7-24
D6	CINCINNATI	L	26-42

HOUSTON (5-7, 3-5 C-USA)

A31	at Rice	W	24-10
S7	TULANE	L	13-34
S14	LOUISIANA-LAFAYETTE	W	36-17
S21	at (2) Texas	L	11-41
O5	at TCU	L	17-34
O12	at UAB	L	34-51
O19	ARMY	W	56-42
N2	at Memphis	W	26-21
N9	EAST CAROLINA	L	48-54 (3ot)
N16	at Cincinnati	L	14-47
N23	USF	L	14-32
N30	LOUISVILLE	W	27-10

LOUISVILLE (7-6, 5-3 C-USA)

S1	KENTUCKY	L	17-22
S7	at Duke	W	40-3
S14	at Colorado State	L	33-36
S21	at Army	W	45-14
S26	(4) FLORIDA STATE	W	26-20 (ot)
O8	at Memphis	W	38-32
O19	TCU	L	31-45
O26	EAST CAROLINA	W	44-20
N7	CINCINNATI	L	14-24
N14	at Southern Miss	W	20-17 (2ot)
N23	UAB	W	41-21
N30	at Houston	L	10-27
D18	vs. (24) Marshall		
	(GMAC Bowl)	L	15-38

MEMPHIS (3-9, 2-6 C-USA)

A31	MURRAY STATE	W	52-6
S7	at Mississippi	L	16-38
S14	at Southern Miss	L	14-33
S21	TULANE	W	38-10
S28	at UAB	L	17-31
O8	LOUISVILLE	L	32-38
O19	MISSISSIPPI STATE	L	17-29
O26	at Cincinnati	L	10-48
N2	HOUSTON	L	21-26
N9	at USF	L	28-31
N23	ARMY	W	38-10
N30	at TCU	L	20-27

SOUTHERN MISS (7-6, 5-3 C-USA)

A31	JACKSON STATE	W	55-7
S7	ILLINOIS	W	23-20
S14	MEMPHIS	W	33-14
S21	at Alabama	L	7-20
S28	at Army	W	27-6
O12	at USF	L	13-16
O19	CINCINNATI	W	23-14
O30	at TCU	L	7-37
N9	at UAB	W	20-13
N14	LOUISVILLE	L	17-20
N23	at Tulane	L	10-31
N30	EAST CAROLINA	W	24-7
D27	vs. Oklahoma State		
	(Houston Bowl)	L	23-33

TCU (10-2, 6-2 C-USA)

S2	at Cincinnati	L	29-36 (ot)
S7	at Northwestern	W	48-24
S14	SMU	W	17-6
S21	NORTH TEXAS	W	16-10
O5	HOUSTON	W	34-17
O12	at Army	W	46-27

O19	at Louisville	W	45-31
O30	SOUTHERN MISS	W	37-7
N9	TULANE	W	17-10
N23	at East Carolina	L	28-31
N30	MEMPHIS	W	27-20
D31	vs. (21) Colorado State		
	(AXA Liberty Bowl)	W	17-3

TULANE (8-5, 4-4 C-USA)

A31	SOUTHERN MISS	W	37-19
S7	at Houston	W	34-13
S14	at East Carolina	L	20-24
S21	at Memphis	L	10-38
S28	(2) TEXAS	L	0-49
O5	at Louisiana-Monroe	W	52-9
O12	CINCINNATI	W	35-17
O19	UAB	W	35-14
O26	NAVY	W	51-30
N9	at TCU	L	10-17
N16	ARMY	L	10-14
N23	SOUTHERN MISS	W	31-10
D25	at Hawai'i (ConAgra		
	Foods Hawai'i Bowl)	W	36-28

UAB (5-7, 4-4 C-USA)

A31	at Florida	L	3-51
S7	TROY STATE	W	27-26
S14	PITTSBURGH	L	20-26
S21	at Louisiana-Lafayette	L	0-34
S28	MEMPHIS	W	31-17
O12	HOUSTON	W	51-34
O19	at Tulane	L	14-35
O26	at Army	W	29-26
N9	SOUTHERN MISS	L	13-20
N16	EAST CAROLINA	W	36-29
N23	at Louisville	L	21-41
N30	at Cincinnati	L	23-31

Offensive Player of the Year
Dave Ragone, QB, Louisville

Defensive Player of the Year
LaMarcus McDonald, LB, TCU

Special Teams Player of the Year
Broderick Clark, KR, Louisville

Freshman of the Year
Lonta Hobbs, RB, TCU

Coach of the Year
Gary Patterson, TCU

HIGHLIGHTS

TCU and Cincinnati shared the regular season championship, making the Horned Frogs and Bearcats the fifth and sixth teams to earn at least a share of the C-USA regular season crown in the league's first seven seasons....TCU finished ranked in both major polls, closing at No. 22 in the ESPN/USA Today Coaches poll and No. 23 in the Associated Press rankings....For the first time ever, Conference USA produced five bowl teams, with Cincinnati, Louisville, Southern Miss, TCU and Tulane all participating in postseason action....Louisville defeated No. 4 Florida State, 26-20 in overtime on Sept. 26, marking the highest ranked opponent that a C-USA team has ever defeated....TCU led the nation in total defense (240.3 ypg) and rushing defense (64.8 ypg)....Tulane topped Division I-A in turnovers gained with 43, intercepting 22 passes and forcing 21 fumbles.

2001 STANDINGS

	W-L	Pct.	C-USA				All Games					
			H	A	Pts	Opp	W-L	Pct.	H	A	Pts	Opp
X- LOUISVILLE	6-1	.857	3-0	3-1	237	136	11-2	.846	6-0	5-2	394	223
CINCINNATI	5-2	.714	1-2	4-0	205	189	7-5	.583	3-3	4-2	322	269
EAST CAROLINA	5-2	.714	1-2	4-0	252	184	6-6	.500	2-3	4-3	421	360
UAB	5-2	.714	3-1	2-1	204	116	6-5	.545	4-1	2-4	265	206
TCU	4-3	.571	2-1	2-2	192	194	6-6	.500	2-2	4-4	289	285
SOUTHERN MISS	4-3	.571	3-1	1-2	191	101	6-5	.545	4-1	2-4	278	186
MEMPHIS	3-4	.429	2-2	1-2	196	183	5-6	.455	4-2	1-4	294	281
ARMY	2-5	.286	2-2	0-3	150	257	3-8	.273	2-3	1-5	229	359
TULANE	1-6	.143	1-2	0-4	180	306	3-9	.250	2-3	1-6	344	495
HOUSTON	0-7	.000	0-4	0-3	137	278	0-11	.000	0-6	0-5	190	432

X- Conference USA Champion

ARMY (3-8, 2-5 C-USA)

S8	CINCINNATI	L	21-24	0-1
S22	at UAB	L	3-55	0-2
S29	at Boston College	L	10-31	0-3
O6	HOUSTON	W	28-14	1-3
O13	EAST CAROLINA	L	26-49	1-4
O20	at TCU	L	20-38	1-5
O27	TULANE	W	42-35	2-5
N3	at Air Force	L	24-34	2-6
N10	BUFFALO	L	19-26	2-7
N17	at Memphis	L	10-42	2-8
D1	vs. Navy at Philadelphia	W	26-17	3-8

CINCINNATI (7-5, 5-2 C-USA)

S2	PURDUE	L	14-19	0-1
S8	at Army	W	24-21	1-1
S22	at Miami (Ohio)	L	14-21	1-2
O6	TULANE	W	46-33	2-2
O13	at UAB	W	31-17	3-2
O20	at Houston	W	29-28	4-2
O27	LOUISVILLE	L	13-28	4-3
N3	CONNECTICUT	W	45-28	5-3
N10	EAST CAROLINA	L	26-28	5-4
N24	at Memphis	W	36-34	6-4
D1	LOUISIANA-MONROE	W	42-10	7-4
D29	vs. (25) Toledo (Motor City Bowl)	L	16-23	7-5

EAST CAROLINA (6-6, 5-2 C-USA)

S1	WAKE FOREST	L	19-21	0-1
S8	at Tulane	W	51-24	1-1
S22	WILLIAM & MARY	W	38-23	2-1
S29	at Syracuse	L	30-44	2-2
O6	at North Carolina	L	21-24	2-3
O13	at Army	W	49-26	3-3
O20	MEMPHIS	W	32-11	4-3
O30	at TCU (ESPN 2)	W	37-30	5-3
N10	at Cincinnati	W	28-26	6-3
N15	(19) LOUISVILLE	L	34-39	6-4
N23	SOUTHERN MISS	L	21-28	6-5
D19	vs. (25) Marshall (GMAC Bowl)	L	61-64	6-6

HOUSTON (0-11, 0-7 C-USA)

S1	RICE	L	14-21	0-1
S22	(4) TEXAS	L	26-53	0-2
S29	TCU	L	17-34	0-3
O6	at Army	L	14-28	0-4
O13	MEMPHIS	L	33-52	0-5
O20	CINCINNATI	L	28-29	0-6
O27	at Southern Miss	L	14-58	0-7
N3	at USF	L	6-45	0-8
N10	at (25) Louisville	L	10-34	0-9
N17	UAB	L	21-43	0-10
D1	at (16) Georgia	L	7-35	0-11

LOUISVILLE (11-2, 6-1 C-USA)

A23	NEW MEXICO STATE	W	45-24	1-0
S1	at Kentucky (Jefferson-Pilot)	W	36-10	2-0
S8	WESTERN CAROLINA	W	31-7	3-0
S22	at Illinois	L	10-34	3-1
S29	MEMPHIS	W	38-21	4-1
O4	COLORADO STATE	W	7-2	5-1
O16	SOUTHERN MISS	W	24-14	6-1
O27	at Cincinnati	W	28-13	7-1
N3	at Tulane	W	52-7	8-1
N10	HOUSTON	W	34-10	9-1
N15	at East Carolina	W	39-34	10-1
N23	at TCU	L	22-37	10-2
D31	vs. (17) BYU (AXA Liberty Bowl)	W	28-10	11-2

MEMPHIS (5-6, 3-4 C-USA)

S3	at (18) Mississippi State	L	10-30	0-1
S8	CHATTANOOGA	W	43-10	1-1
S22	USF	W	17-9	2-1
S29	at Louisville	L	21-38	2-2
O6	SOUTHERN MISS	W	22-17	3-2
O13	at Houston	W	52-33	4-2
O20	at East Carolina	L	11-32	4-3
O27	UAB	L	14-17	4-4
N10	at (6) Tennessee	L	28-49	4-5
N17	ARMY	W	42-10	5-5
N24	CINCINNATI	L	34-36	5-6

SOUTHERN MISS (6-5, 4-3 C-USA)

S1	OKLAHOMA STATE	W	17-9	1-0
S22	at Louisiana Lafayette	W	35-10	2-0
S29	UAB	W	3-0	3-0
O6	at Memphis	L	17-22	3-1
O16	at Louisville	L	14-24	3-2
O27	HOUSTON	W	58-14	4-2
N3	at Penn State	L	20-38	4-3
N17	TULANE	W	59-6	5-3
N23	at East Carolina	W	28-21	6-3
N29	at Alabama	L	15-28	6-4
D7	TCU	L	12-14	6-5

TCU (6-6, 4-3 C-USA)

A25	at (4) Nebraska	L	7-21	0-1
S1	at North Texas	W	19-5	1-1
S8	at SMU	W	38-10	2-1

S22	NORTHWESTERN (LA.) STATE	L	24-27 (ot)	2-2
S29	at Houston	W	34-17	3-2
O13	at Tulane	L	22-48	3-3
O20	ARMY	W	38-20	4-3
O30	EAST CAROLINA	L	30-37	4-4
N10	at UAB	L	17-38	4-5
N23	(17) LOUISVILLE	W	37-22	5-5
D7	at Southern Miss	W	14-12	6-5
D28	vs. Texas A&M (galleryfurniture.com Bowl)	L	9-28	6-6

TULANE (3-9, 1-6 C-USA)

A25	at BYU	L	35-70	0-1
S1	at (14) Louisiana State	L	17-48	0-2
S8	EAST CAROLINA	L	24-51	0-3
S22	CENTRAL FLORIDA	L	29-36	0-4
S29	SOUTHERN	W	41-7	1-4
O6	at Cincinnati	L	33-46	1-5
O13	TCU	W	48-22	2-5
O20	at UAB	L	27-34	2-6
O27	at Army	L	35-42	2-7
N3	LOUISVILLE	L	7-52	2-8
N10	at Navy	W	42-28	3-8
N17	at Southern Miss	L	6-59	3-9

UAB (6-5, 5-2 C-USA)

A30	MONTANA STATE	W	41-13	1-0
S8	at (5) Florida State	L	7-29	1-1
S22	ARMY	W	55-3	2-1
S29	at Southern Miss	L	0-3	2-2
O6	at UCF	L	7-24	2-3
O13	CINCINNATI	L	17-31	2-4
O20	TULANE	W	34-27	3-4
O27	at Memphis	W	17-14	4-4
N10	TCU	W	38-17	5-4
N17	at Houston	W	43-21	6-4
D1	at Pittsburgh	L	6-24	6-5

Offensive Player of the Year

Dave Ragone, QB, Louisville

Defensive Player of the Year

Dewayne White, DE, Louisville

Special Teams Player of the Year

Seth Marler, K, Tulane

Freshman of the Year

Gino Guidugli, QB, Cincinnati

Coach of the Year

John L. Smith, Louisville

HIGHLIGHTS

Louisville finished ranked No. 17 in the nation and joined National Champion Miami (Fla.) as the only schools that repeated as conference champions...For the second year in a row, Conference USA produced six bowl-eligible teams. The only leagues that produced more bowl-eligible teams were the SEC (9), Big 12 (8) and ACC (7)...For the second-straight year, a Conference USA player was awarded the Lou Groza Award, given to the nation's top placekicker. Tulane junior kicker Seth Marler earned the award in 2001... Louisville and TCU each made their fourth-straight bowl appearances...Southern Miss posted its eighth-consecutive winning season... UAB led the nation in rushing defense, allowing just 57.8 yards per game.

2000 STANDINGS

	W-L	Pct.	C-USA				All Games					
			H	A	Pts	Opp	W-L	Pct.	H	A	Pts	Opp
x- LOUISVILLE	6-1	.857	3-1	3-0	255	159	9-3	.750	6-1	*3-2	405	268
CINCINNATI	5-2	.714	4-0	1-2	187	165	7-5	.583	6-0	*1-5	289	285
EAST CAROLINA	5-2	.714	3-1	2-1	206	125	8-4	.667	4-2	*4-2	370	256
SOUTHERN MISS	4-3	.571	1-2	3-1	180	150	8-4	.667	2-2	*6-2	314	203
UAB	3-4	.429	1-2	2-2	144	156	7-4	.636	4-2	3-2	238	192
TULANE	3-4	.429	3-1	0-3	192	205	6-5	.545	4-1	2-4	329	346
MEMPHIS	2-5	.286	1-2	1-3	109	146	4-7	.364	2-4	2-3	176	199
HOUSTON	2-5	.286	1-2	1-3	154	249	3-8	.273	2-2	1-6	211	370
ARMY	1-6	.143	1-2	0-4	129	204	1-10	.091	1-4	0-6	224	372

X- Conference USA Champion

ARMY (1-10, 1-6 C-USA)

S4	at Cincinnati	L	17-23
S9	BOSTON COLLEGE	L	17-55
S16	at Houston	L	30-31
S23	MEMPHIS	L	16-26
O7	at New Mexico State	L	23-42
O14	at East Carolina	L	21-42
O21	TULANE	W	21-17
N4	AIR FORCE	L	27-41
N11	at Louisville	L	17-38
N18	UAB	L	7-27
D2	vs. Navy (in Baltimore)	L	28-30

CINCINNATI (7-5, 5-2 C-USA)

S4	ARMY	W	23-17
S9	SYRACUSE	W	12-10
S16	at (4) Wisconsin	L	25-28 (ot)
S23	at Indiana	L	6-42
S30	at Tulane	L	19-24
O7	HOUSTON	W	48-31
O14	at Louisville	L	24-38
O28	MIAMI (OHIO)	W	45-15
N4	UAB	W	33-21
N11	at Memphis	W	13-10 (ot)
N18	(20) SOUTHERN MISS	W	27-24
D27	vs. Marshall (Motor City Bowl)	L	14-25

EAST CAROLINA (8-4, 5-2 C-USA)

S2	at Duke	W	38-0
S7	(9) VIRGINIA TECH	L	28-45
S16	TULANE	W	37-17
S23	SYRACUSE	W	34-17
O7	at Memphis	L	10-17
O14	ARMY	W	42-21
O19	at Louisville	W	28-25
O28	UAB	L	13-16
N11	HOUSTON	W	62-20
N18	at West Virginia	L	24-42
N24	at Southern Miss	W	14-9
D27	vs. Texas Tech (galleryfurniture Bowl)	W	40-27

HOUSTON (3-8, 2-5 C-USA)

S2	at Rice	L	27-30 (ot)
S9	at Louisiana State	L	13-28
S16	ARMY	W	31-30
S23	at (15) Texas	L	0-48
S30	SMU	W	17-15
O7	at Cincinnati	L	31-48
O21	at Memphis	W	33-30 (3ot)
O28	(14) SOUTHERN MISS	L	3-6
N4	at Tulane	L	23-41
N11	at East Carolina	L	20-62
N18	LOUISVILLE	L	13-32

LOUISVILLE (9-3, 6-1 C-USA)

S2	KENTUCKY	W	40-34
S9	GRAMBLING	W	52-0
S23	at (2) Florida State	L	0-31
S30	CONNECTICUT	W	41-22
O7	at UAB	W	38-17
O14	CINCINNATI	W	38-24
O19	EAST CAROLINA	L	25-28
O28	TULANE	W	35-32
N4	at (11) Southern Miss	W	49-28
N11	ARMY	W	38-17
N18	at Houston	W	32-13
D31	vs. (23) Colorado State (Liberty Bowl)	L	17-22

MEMPHIS (4-7, 2-5 C-USA)

S2	MISSISSIPPI STATE	L	3-17
S9	LOUISIANA-MONROE	W	28-0
S16	at Arkansas State	W	19-17
S23	at Army	W	26-16
S30	at Southern Miss	L	3-24
O7	EAST CAROLINA	W	17-10
O14	at UAB	L	9-13
O21	HOUSTON	L	30-33 (3ot)
N4	TENNESSEE (Fox Net)	L	17-19
N11	CINCINNATI	L	10-13 (ot)
N18	at Tulane	L	14-37

SOUTHERN MISS (8-4, 4-3 C-USA)

S2	at (12) Tennessee	L	16-19
S16	at (13) Alabama	W	21-0
S23	at Oklahoma State	W	28-6
S30	MEMPHIS	W	24-3
O7	USF	W	41-7
O14	at Tulane	W	56-24
O28	at Houston	W	6-3
N4	LOUISVILLE	L	28-49
N11	at UAB	W	33-30 (2ot)
N18	at Cincinnati	L	24-27
N24	EAST CAROLINA	L	9-14
D20	vs. (13) TCU (Mobile Alabama Bowl)	W	28-21

TULANE (6-5, 3-4 C-USA)

S2	at (17) Mississippi	L	20-49
S16	at East Carolina	L	17-37
S23	at SMU	W	29-17
S30	CINCINNATI	W	24-19
O7	at Louisiana	W	38-37
O14	(16) SOUTHERN MISS	L	24-56
O21	at Army	L	17-21
O28	at Louisville	L	32-35
N4	HOUSTON	W	41-23
N11	NAVY	W	50-38
N18	MEMPHIS	W	37-14

UAB (7-4, 3-4 C-USA)

S7	CHATTANOOGA	W	20-15
S16	*at Kansas	L	20-23
S23	at Louisiana State	W	13-10
S30	LOUISIANA-LAFAYETTE	W	47-2
O7	LOUISVILLE	L	17-38
O14	MEMPHIS	W	13-9
O21	MIDDLE TENN. ST.	W	14-9
O28	at East Carolina	W	16-13
N4	at Cincinnati	L	21-33
N11	SOUTHERN MISS	L	30-33 (2ot)
N18	at Army	W	27-7

*designated Conference USA game

Offensive Player of the Year

Dave Ragone, QB, Louisville

Defensive Players of the Year

Cedric Scott, DE, Southern Miss

Wayne Rogers, Houston

Special Teams Player of the Year

Jonathan Ruffin, K, Cincinnati

Freshman of the Year

Mewelde Moore, RB, Tulane

Coach of the Year

John L. Smith, Louisville

HIGHLIGHTS

For the first time in league history, Conference USA had five schools that posted at least seven regular season wins. The only conferences that had more seven-win teams were the SEC (8) and the Big 12 (7)... Four Conference USA teams went to bowl games.... Conference USA is the only Division I-A conference that had four teams ranked in the top 15 in total defense. Southern Miss was ranked third, Memphis sixth, UAB 11th and Louisville placed 15th...Cincinnati's Jonathan Ruffin won the Lou Groza Award, given to the nation's top placekicker. A consensus All-American, he connected on a nation-leading 26 field goals, the sixth-highest total in NCAA history.... Louisville's Anthony Floyd led the nation in interceptions with a Conference USA record 10.

1999 STANDINGS

	W-L	PCT.	C-USA				All Games					
			H	A	PTS	OPP	PCT.	H	A	PTS	OPP	
X- SOUTHERN MISS	6-0	1.000	3-0	3-0	189	88	9-3	.750	5-0	4-3	333	189
EAST CAROLINA	4-2	.667	2-1	2-1	191	133	9-3	.750	*6-1	3-2	333	225
LOUISVILLE	4-2	.667	2-1	2-1	196	180	7-5	.583	4-3	3-2	446	362
MEMPHIS	4-2	.667	1-2	3-0	158	96	5-6	.455	2-4	3-2	232	182
UAB	4-2	.667	2-1	2-1	140	129	5-6	.455	3-2	2-4	248	279
HOUSTON	3-3	.500	2-1	1-2	131	152	7-4	.636	4-1	3-3	254	211
TULANE	1-5	.167	1-2	0-3	127	236	3-8	.273	3-2	0-6	279	399
ARMY	1-5	.167	1-2	0-3	125	197	3-8	.273	3-3	0-5	225	317
CINCINNATI	0-6	.000	0-3	0-3	121	167	3-8	.273	2-4	1-4	275	289

X- Conference USA champion *includes wins in Charlotte and Raleigh

ARMY (3-8, 1-5 C-USA)

S11	WAKE FOREST	L	15-34
S18	at Tulane	L	28-48
S25	BALL STATE	W	41-21
O2	(19) EAST CAROLINA	L	14-33
O7	LOUISVILLE	W	59-52 (2ot)
O16	at (25) Southern Miss	L	0-24
O23	NEW MEXICO STATE	W	35-18
N6	at Air Force	L	0-28
N13	at Memphis	L	10-14
N20	HOUSTON	L	14-26
D4	vs. Navy (in Philadelphia)	L	9-19

CINCINNATI (3-8, 0-6 C-USA)

S4	KENT	W	41-3
S11	TROY STATE	L	24-31
S18	(8) WISCONSIN	W	17-12
S25	at Ohio State	L	20-34
O9	at Houston	L	20-23
O16	UAB	L	21-24 (ot)
O23	at (21) Southern Miss	L	20-28
O30	at Miami (Ohio)	W	52-42
N6	LOUISVILLE	L	13-23
N13	at (24) East Carolina	L	34-48
N20	MEMPHIS	L	13-21

EAST CAROLINA (9-3, 4-2 C-USA)

S4	vs. West Virginia	W	30-23
S11	DUKE	W	27-9
S18	at South Carolina	W	21-3
S25	(9) MIAMI -FLA.	W	27-23
O2	at Army	W	33-14
O9	SOUTHERN MISS	L	22-39
O23	TULANE	W	52-7
O30	at Houston	W	19-3
N6	at UAB	L	17-36
N13	CINCINNATI	W	48-34
N20	NORTH CAROLINA STATE	W	23-6
D22	vs. TCU	L	14-28

HOUSTON (7-4, 3-3 C-USA)

S4	RICE	W	28-3
S11	at (22) Alabama	L	10-37
S18	LOUISIANA-LAFAYETTE	W	45-0
S25	at UAB	L	10-29
O9	CINCINNATI	W	23-20
O16	at North Carolina	W	20-12
O23	at Louisville	L	33-39
O30	(17) EAST CAROLINA	L	3-19
N6	TULANE	W	36-31
N13	at Louisiana State	W	20-7
N20	at Army	W	26-14

LOUISVILLE (7-5, 4-2 C-USA)

S4	at Kentucky	W	56-28
S11	CHATTANOOGA	W	58-30
S18	ILLINOIS	L	36-41
S25	OKLAHOMA	L	21-42
O2	EASTERN MICHIGAN	W	45-10
O7	at Army	L	52-59 (2ot)
O16	at Memphis	W	32-31
O23	HOUSTON	W	39-33
O30	UAB	W	23-14
N6	at Cincinnati	W	23-13
N20	(17) SOUTHERN MISS	L	27-30
D30	vs. Boise State	L	31-34

MEMPHIS (5-6, 4-2 C-USA)

S4	MISSISSIPPI	L	0-3
S11	at Mississippi State	L	10-13
S18	ARKANSAS STATE	W	31-26
S25	at (7) Tennessee	L	16-17
O2	MISSOURI	L	17-27
O9	at UAB	W	38-14
O16	LOUISVILLE	L	31-32
O30	at Tulane	W	49-7
N6	(25) SOUTHERN MISS	L	5-20
N13	ARMY	W	14-10
N20	at Cincinnati	W	21-13

SOUTHERN MISS (9-3, 6-0 C-USA)

S6	TULANE	W	48-14
S11	NORTHWESTERN (LA.) ST.	W	40-6
S18	at (4) Nebraska	L	13-20
S25	at (5) Texas A&M	L	6-23
O9	at (16) East Carolina	W	39-22
O16	ARMY	W	24-0
O23	CINCINNATI	W	28-20
O30	at (14) Alabama	L	14-35
N6	at Memphis	W	20-5
N13	LOUISIANA-LAFAYETTE	W	48-0
N20	at Louisville	W	30-27
D31	vs. Colorado State	W	23-17

TULANE (3-8, 1-5 C-USA)

S6	at Southern Miss	L	14-48
S11	SMU	W	53-19
S18	ARMY	W	48-28
O2	at (22) Syracuse	L	17-47
O9	at (25) Mississippi	L	13-20
O16	LOUISIANA-LAFAYETTE	W	48-32
O23	at (20) East Carolina	L	7-52
O30	MEMPHIS	L	7-49
N6	at Houston	L	31-36
N13	at Navy	L	21-45
N20	UAB	L	20-23 (ot)

UAB (5-6, 4-2 C-USA)

S4	at Missouri	L	28-31
S11	at (11) Virginia Tech	L	10-31
S25	HOUSTON	W	29-10
O2	LOUISIANA-MONROE	W	47-0
O9	MEMPHIS	L	14-38
O16	at Cincinnati	W	24-21 (ot)
O23	at Wake Forest	L	3-47
O30	at Louisville	L	14-23
N6	(17) EAST CAROLINA	W	36-17
N13	LOUISIANA TECH	L	20-41
N20	at Tulane	W	23-20 (ot)

Offensive Player of the Year

Chris Redman, QB, Louisville

Defensive Player of the Year

Adalius Thomas, DE, Southern Miss

Special Teams Player of the Year

Rodregis Brooks, PR, UAB

Co-Freshmen of the Year

LaDaris Vann, WR, Cincinnati
Travis Anglin, QB, Memphis

Coach of the Year

Jeff Bower, Southern Miss

HIGHLIGHTS

Southern Miss finished ranked 13th in the final ESPN/USA Today Coaches Poll and 14th in the final Associated Press Poll....Cincinnati defeated No. 8 Wisconsin on September 18....East Carolina beat No. 9 Miami on September 25, a game that was moved to Raleigh after severe flooding from Hurricane Floyd hit Greenville....C-USA was the only Division I-A conference in which every team averaged at least 20 points per game....UAB made its football debut in Conference USA and tied for second place in the league standings....Louisville quarterback Chris Redman won the Johnny Unitas Golden Arm Award after throwing for 3,647 yards and a school-record 29 touchdowns.

1998 STANDINGS

	W-L	PCT.	C-USA				All Games					
			H	A	PTS	OPP	W-L	PCT.	H	A	PTS	OPP
X- TULANE	6-0	1.000	3-0	3-0	239	149	12-0	1.000	6-0	*6-0	540	295
SOUTHERN MISS	5-1	.833	2-0	2-1	207	80	7-5	.583	4-1	*3-4	384	238
LOUISVILLE	4-2	.600	3-0	1-2	238	203	7-5	.583	5-1	*2-4	473	435
EAST CAROLINA	3-3	.500	1-2	2-1	171	215	6-5	.545	3-2	3-3	274	297
ARMY	2-4	.333	1-2	1-2	171	199	3-8	.272	1-4	2-4	257	325
HOUSTON	2-4	.333	1-2	1-2	175	196	3-8	.272	1-4	3-3	254	317
MEMPHIS	1-5	.167	1-2	0-3	152	213	2-9	.182	2-4	0-5	226	340
CINCINNATI	1-5	.167	1-2	0-3	161	259	2-9	.182	1-5	1-4	259	456

X- Conference USA champion *includes bowl game at neutral field

ARMY (3-8, 2-4 C-USA)

S12	MIAMI (OHIO)	L	13-14
S19	CINCINNATI	W	37-20
26	at Rutgers	L	15-27
O3	at East Carolina	L	25-30
O10	at Houston	W	38-28
O17	SOUTHERN MISS	L	13-37
O24	at (18) Notre Dame	L	17-20
N7	(21) AIR FORCE	L	7-35
N14	TULANE	L	35-49
N21	at Louisville	L	23-35
D5	vs. Navy (in Philadelphia)	W	34-30

CINCINNATI (2-9, 1-5 C-USA)

S5	TULANE	L	34-52
S12	MIAMI (FLA.)	L	12-38
S19	at Army	L	20-37
S26	INDIANA	L	14-48
O3	at Louisville	L	19-62
O10	at (24) Syracuse	L	21-63
O17	at Memphis	L	23-41
O24	MIAMI (OHIO)	L	0-41
N5	EAST CAROLINA	L	21-24
N14	HOUSTON	W	44-43
N21	at Arkansas State	W	51-7

EAST CAROLINA (6-5, 3-3 C-USA)

S5	at Virginia Tech	L	3-38
S12	CHATTANOOGA	W	31-0
S19	at Ohio	W	21-14
O3	ARMY	W	30-25
O10	UAB	W	26-7
O17	at Alabama	L	22-23
O24	at Southern Miss	L	7-41
O31	HOUSTON	L	31-34
N5	at Cincinnati	W	24-21
N14	LOUISVILLE	L	45-63
N21	at Memphis	W	34-31

HOUSTON (3-8, 2-4 C-USA)

S5	at California	L	10-14
S12	MINNESOTA	L	7-14
S19	(4) UCLA (FX)	L	24-42
S27	at (4) Tennessee	L	7-42
O3	MEMPHIS	W	35-14
O10	ARMY	L	28-38
O24	at North Texas	W	31-9
O31	at East Carolina	W	34-31
N7	SOUTHERN MISS	L	15-21
N14	at Cincinnati	L	43-44
N21	at (12) Tulane	L	20-48

LOUISVILLE (7-5, 4-2 C-USA)

S5	KENTUCKY	L	34-68
S12	at Utah	L	22-45
S19	at Illinois	W	35-9
S26	BOSTON COLLEGE	W	52-28
O3	CINCINNATI	W	62-19
O10	at Southern Miss	L	21-56
O17	at (23) Tulane	L	22-28
O24	MEMPHIS	W	35-32
O31	WESTERN KENTUCKY	W	63-34
N14	at East Carolina	W	63-45
N21	ARMY	W	35-23
D23	#vs. Marshall	L	29-48

MEMPHIS (2-9, 1-5 C-USA)

S5	at Mississippi	L	10-30
S12	MISS. STATE	L	6-14
S19	at Minnesota	L	14-41
O3	at Houston	L	14-35
O10	(19) ARKANSAS	L	9-23
O17	CINCINNATI	W	41-23
O24	at Louisville	L	32-35
O31	ARKANSAS STATE	W	35-19
N7	(15) TULANE	L	31-41
N14	at Southern Miss	L	3-45
N21	EAST CAROLINA	L	31-34

SOUTHERN MISS (7-5, 5-1 C-USA)

S5	at (13) Penn State	L	6-34
S19	(17) TEXAS A&M	L	6-24
S26	SOUTHWESTERN LA.	W	55-0
O3	at (25) Tulane	L	7-21
O10	LOUISVILLE	W	56-21
O17	at Army	W	37-13
O24	EAST CAROLINA	W	41-7
O31	at Alabama	L	20-30
N7	at Houston	W	21-15
N14	MEMPHIS	W	45-3
N21	at Nevada	W	55-28
D30	#vs. Idaho	L	35-42

TULANE (12-0, 6-0 C-USA)

S5	at Cincinnati	W	52-34
S12	at SMU	W	31-21
S26	NAVY	W	42-24
O3	SOUTHERN MISS	W	21-7
O17	LOUISVILLE	W	28-22
O24	at Rutgers	W	52-24
O31	SOUTHWESTERN LA.	W	72-20
N7	at Memphis	W	41-31
N14	at Army	W	49-35
N21	HOUSTON	W	48-20
N26	LOUISIANA TECH	W	63-30
D31	#vs. Brigham Young	W	42-35

Offensive Player of the Year

Chris Redman, QB, Louisville

Defensive Player of the Year

Adalius Thomas, DE, Southern Miss

Special Teams Player of the Year

Ryan White, K, Memphis

Freshman of the Year

Derrick Nix, RB, Southern Miss

Coach of the Year

Tommy Bowden, Tulane

HIGHLIGHTS

Tulane finished as one of two unbeaten teams (national champion Tennessee) in Division I-A, capping a 12-0 season with a win over BYU in the AXA/Equitable Liberty Bowl....Tulane finished ranked No. 7 in both polls, the league's highest ranking....Louisville posted the largest improvement in Division I-A, going from 1-10 in 1997 to 7-4 and a berth in the Motor City Bowl in 1998....After 108 years as an independent, Army made its conference debut....Louisville and Southern Miss were two of six teams in I-A that had a 2,000-yard passer, a 1,000-yard rusher and a 1,000-yard receiver....Ryan White of Memphis was the only kicker in any division of college football that did not miss a kick the entire season, hitting all 16 field goal attempts and all 22 extra-points.

1997 STANDINGS

	W-L	PCT.	C-USA				All Games					
			H	A	PTS	OPP	W-L	PCT.	H	A	PTS	OPP
X- SOUTHERN MISS	6-0	1.000	3-0	3-0	198	85	9-3	.750	4-0	*5-3	335	210
TULANE	5-1	.833	3-0	2-1	211	124	7-4	.636	4-2	3-2	375	225
EAST CAROLINA	4-2	.667	2-1	2-1	148	131	5-6	.455	3-2	2-4	214	298
CINCINNATI	2-4	.333	2-1	0-3	127	136	8-4	.667	5-1	**3-3	321	252
MEMPHIS	2-4	.333	2-1	0-3	104	143	4-7	.364	4-2	0-5	218	243
HOUSTON	2-4	.333	1-2	1-2	118	188	3-8	.273	1-4	2-4	216	410
LOUISVILLE	0-6	.000	0-3	0-3	139	236	1-10	.091	1-5	0-5	245	407

X- Conference USA champion

*includes neutral field win at AXA/Equitable Liberty Bowl. **includes neutral field win at Humanitarian Bowl

CINCINNATI (8-4, 2-4 C-USA)

A28	TULSA	W	34-24
S6	at Tulane	L	17-31
S20	KANSAS	W	34-7
S27	at Boston College	W	24-6
O4	MEMPHIS	W	20-17
O11	UAB	W	33-29
O18	at Houston	L	38-41 (2OT)
O25	at Miami (Ohio)	W	34-31 (OT)
N1	(24) SOUTHERN MISS	L	17-24
N8	LOUISVILLE	W	28-9
N13	at East Carolina	L	7-14
D29	vs. Utah State	W	35-19

EAST CAROLINA (5-6, 4-2 C-USA)

S6	at West Virginia	L	17-24
S13	WAKE FOREST	W	25-24
S20	SOUTH CAROLINA	L	0-26
O4	at Syracuse	L	0-56
O11	SOUTHERN MISS	L	13-23
O18	at Tulane	L	16-33
O25	MEMPHIS	W	32-10
N1	at Louisville	W	45-31
N8	at Houston	W	28-27
N13	CINCINNATI	W	14-7
N22	at North Carolina State	L	24-37

HOUSTON (3-8, 2-4 C-USA)

A30	at (15) Alabama	L	17-42
S6	CALIFORNIA	L	3-35
S13	PITTSBURGH	L	24-35
S27	at Minnesota	W	45-43
O4	at (22) UCLA	L	10-66
O18	CINCINNATI	W	41-38 (2OT)
O25	at Louisville	W	36-22
N1	at Memphis	L	3-24
N8	EAST CAROLINA	L	27-28
N15	at Southern Miss	L	0-33
N22	TULANE	L	10-44

LOUISVILLE (1-10, 0-6 C-USA)

A30	at Kentucky	L	24-38
S6	UTAH	L	21-27
S13	ILLINOIS	W	26-14
S20	(1) PENN STATE	L	21-57
S27	at Oklahoma	L	14-35
O4	at Southern Miss	L	24-42
O11	TULANE	L	33-64
O25	HOUSTON	L	22-36
N1	EAST CAROLINA	L	31-45
N8	at Cincinnati	L	9-28
N15	at Memphis	L	20-21

MEMPHIS (4-7, 2-4 C-USA)

A30	at Mississippi State	L	10-13
S6	UAB	W	28-7
S13	at (21) Michigan State	L	21-51
S20	MINNESOTA	L	17-20
O4	at Cincinnati	L	17-20
O11	ARKANSAS STATE	W	38-9
O25	at East Carolina	L	10-32
N1	HOUSTON	W	24-3
N8	at Tulane	L	14-26
N15	LOUISVILLE	W	21-20
N22	SOUTHERN MISS	L	18-42

SOUTHERN MISS (9-3, 6-0 C-USA)

A30	at (1) Florida	L	6-21
S6	at Illinois	W	24-7
S20	NEVADA	W	35-19
S27	at (19) Alabama	L	13-27
O4	LOUISVILLE	W	42-24
O11	at East Carolina	W	23-13
O25	TULANE	W	34-13
N1	at Cincinnati	W	24-17
N8	at (7) Tennessee	L	20-44
N15	HOUSTON	W	33-0
N22	at Memphis	W	42-18
D31	vs. Pittsburgh	W	41-7

TULANE (7-4, 5-1 C-USA)

S6	CINCINNATI	W	31-17
S13	RICE	L	24-30
S20	at Syracuse	L	19-30
O4	ARMY	W	41-0
O11	at Louisville	W	64-33
O18	EAST CAROLINA	W	33-16
O25	at Southern Miss	L	13-34
N1	at SW Louisiana	W	56-0
N8	MEMPHIS	W	26-14
N15	MISSISSIPPI	L	24-41
N22	at Houston	W	44-10

Offensive Player of the Year

Shaun King, QB, Tulane

Defensive Player of the Year

Patrick Surtain, CB, Southern Miss

Special Teams Player of the Year

Tinker Keck, PR, Cincinnati

Freshman of the Year

Jason McKinley, QB, Houston

Coach of the Year

Jeff Bower, Southern Miss

HIGHLIGHTS

Southern Miss finished ranked No. 19 in both major polls, following a 9-3 season that included a 41-7 win over Pittsburgh in the AXA/Equitable Liberty Bowl....Tulane posted the second-largest turnaround in Division I-A, going from 2-9 in 1996 to 7-4 in 1997 under first-year head coach Tommy Bowden....Cincinnati made its first bowl appearance since 1950, defeating Big West Champion Utah State, 35-19....East Carolina made its Conference USA debut, finishing in third place....Cincinnati's Tinker Keck tied an NCAA record by returning four punts for touchdowns, including two in a game against Louisville.



1996 STANDINGS

	W-L	PCT.	C-USA				W-L	All Games				
			H	A	PTS	OPP		PCT.	H	A	PTS	OPP
x- HOUSTON	4-1	.800	3-0	1-1	171	124	7-5	.583	4-2	*3-3	361	341
x- SOUTHERN MISS	4-1	.800	2-0	2-1	141	108	8-3	.727	4-0	4-3	285	247
CINCINNATI	2-3	.400	1-1	1-2	88	100	6-5	.545	4-2	2-3	229	212
LOUISVILLE	2-3	.400	1-2	1-1	57	102	5-6	.455	2-3	3-3	182	205
MEMPHIS	2-3	.400	2-0	0-3	65	92	4-7	.364	3-3	1-4	141	219
TULANE	1-4	.200	0-3	1-1	109	105	2-9	.182	1-5	1-4	213	268

X- Conference USA co-champions *includes neutral loss at St. Jude Liberty Bowl

CINCINNATI (6-5, 2-3 C-USA)

A30	TULANE	L	14-34
S7	KENTUCKY	W	24-3
S14	at (14) Kansas St.	L	0-35
S28	MIAMI (OHIO)	W	30-23 (3ot)
O5	at Memphis	L	16-18
O12	BOSTON COLLEGE	L	17-24
O19	HOUSTON	W	31-20
O26	at Louisville	W	10-7
N2	at Southern Miss	L	17-21
N16	at UAB	W	34-14
N23	NE LOUISIANA	W	35-13

HOUSTON (7-5, 4-1 C-USA)

A31	SAM HOUSTON ST.	W	43-25
S7	at (17) Louisiana St.	L	34-35
S14	at Pittsburgh	W	42-35 (OT)
S21	(15) Southern Cal	L	9-26
O5	at Southwestern La.	W	31-24
O12	MEMPHIS	W	37-20
O19	at Cincinnati	L	20-31
O26	NORTH CAROLINA	L	14-42
N2	at Tulane	W	20-17
N9	SOUTHERN MISS	W	56-49 (OT)
N16	LOUISVILLE	W	38-7
D27	vs. (22) Syracuse	L	17-30

LOUISVILLE (5-6, 2-3 C-USA)

A31	at Kentucky	W	38-14
S7	at (6) Penn State	L	7-24
S14	BAYLOR	L	13-14
S21	at Michigan State	W	30-20
S28	SOUTHERN MISS	L	7-24
O12	at Tulane	W	23-20
O19	NORTHERN ILLINOIS	W	27-3
O26	CINCINNATI	L	7-10
N2	MEMPHIS	W	13-10
N9	at North Carolina	L	10-28
N16	at Houston	L	7-38

MEMPHIS (4-7, 2-3 C-USA)

A31	(11) MIAMI (FLA.)	L	7-30	0-1
S7	MISSISSIPPI STATE	L	10-31	0-2
S14	at Missouri	W	19-16	1-2
S21	TULANE	W	17-10	2-2
O5	CINCINNATI	W	18-16	3-2
O12	at Houston	L	20-37	3-3
O19	at Southern Miss	L	0-16	3-4
O26	at Southwestern La.	L	9-13	3-5
N2	at Louisville	L	10-13	3-6
N9	TENNESSEE	W	21-17	4-6
N23	EAST CAROLINA	L	10-20	4-7

SOUTHERN MISS (8-3, 4-1 C-USA)

A31	at Georgia	W	11-7	1-0
S7	at (13) Alabama	L	10-20	1-1
S14	UTAH STATE	W	31-24	2-1
S21	SOUTHWESTERN LA.	W	52-27	3-1
S28	at Louisville	W	24-7	4-1
O10	at East Carolina	W	28-7	5-1
O19	MEMPHIS	W	16-0	6-1
O26	at Tulane	W	31-28	7-1
N2	CINCINNATI	W	21-17	8-1
N9	at Houston	L	49-56 (OT)	8-2
N16	at (3) Florida State	L	14-54	8-3

TULANE (2-9, 1-4 C-USA)

A30	at Cincinnati	W	34-14	1-0
S14	RICE	L	14-21	1-1
S21	at Memphis	L	10-17	1-2
O5	TCU	W	35-7	2-2
O12	LOUISVILLE	L	20-23	2-3
O19	at Army	L	10-34	2-4
O26	SOUTHERN MISS	L	28-31	2-5
N2	HOUSTON	L	17-20	2-6
N9	SYRACUSE	L	7-31	2-7
N16	at Navy	L	21-35	2-8
N23	at Louisiana State	L	17-35	2-9

Offensive Player of the Year

Antowain Smith, RB, Houston

Defensive Player of the Year

Tyrus McCloud, LB, Louisville

Special Teams Player of the Year

Jeff Ligon, KR, Tulane

Freshman of the Year

Ketric Sanford, RB/KR, Houston

Coach of the Year

Kim Helton, Houston

HIGHLIGHTS

Tulane upset preseason C-USA favorite Cincinnati, 34-14, in the first-ever C-USA football game on August 30 in Nippert Stadium....Southern Miss won at Georgia and Louisville won at Kentucky in the opening weekend of the season....Houston became the first team to represent C-USA in a bowl, when the co-regular season champion Cougars battled Syracuse in the St. Jude Liberty Bowl....Memphis produced one of the biggest upsets of the college football season on November 9, when the Tigers defeated No. 6 Tennessee, 21-17 at a sold-out Liberty Bowl Memorial Stadium....Conference USA had the largest attendance increase of any Division I-A conference, drawing 160,677 more fans than it did the year before.

2006

FRIDAY, DECEMBER 22

R+L Carriers New Orleans Bowl
(New Orleans, La.)
Troy 41, Rice 17

SATURDAY, DECEMBER 23

Papajohns.com Bowl (Birmingham, Ala.)
USF 24, East Carolina 7

SATURDAY, DECEMBER 23

Bell Helicopter Armed Forces Bowl
(Fort Worth, Texas)
Utah 25, Tulsa 13

SUNDAY, JANUARY 7

GMAC Bowl (Mobile, Ala.)
Southern Miss 28, Ohio 7

FRIDAY, DECEMBER 29

AutoZone Liberty Bowl (Memphis, Tenn.)
South Carolina 44, Houston 36

2005

TUESDAY, DECEMBER 20

New Orleans Bowl (Lafayette, La.)
Southern Miss 31, Arkansas State 19

WEDNESDAY, DECEMBER 21

GMAC Bowl (Mobile, Ala.)
Toledo 45, UTEP 13

FRIDAY, DECEMBER 23

Fort Worth Bowl (Fort Worth, Texas)
Kansas 42, Houston 13

SATURDAY, DECEMBER 24

Sheraton Hawai'i Bowl (Honolulu, Hawaii)
Nevada 49, UCF 48 (ot)

MONDAY, DECEMBER 26

Motor City Bowl (Detroit, Mich.)
Memphis 38, Akron 31

SATURDAY, DECEMBER 31

AutoZone Liberty Bowl (Memphis, Tenn.)
Tulsa 31, Fresno State 24

2004

TUESDAY, DECEMBER 14

Wyndham New Orleans Bowl
(New Orleans, La.)
Southern Miss 31, North Texas 10

WEDNESDAY, DECEMBER 22

GMAC Bowl (Mobile, Ala.)
Bowling Green 52, Memphis 35

THURSDAY, DECEMBER 23

PlainsCapital Fort Worth Bowl
(Fort Worth, Texas)
Cincinnati 32, Marshall 14

FRIDAY, DECEMBER 24

Sheraton Hawai'i Bowl (Honolulu, Hawai'i)
Hawai'i 59, UAB 40

FRIDAY, DECEMBER 31

AutoZone Liberty Bowl (Memphis, Tenn.)
(7) Louisville 44, (10) Boise State 40

2003

TUESDAY, DECEMBER 16

New Orleans Bowl (New Orleans, La.)
Memphis 27, North Texas 17

THURSDAY, DECEMBER 18

GMAC Bowl (Mobile, Ala.)
(14) Miami (Ohio) 49, Louisville 28

TUESDAY, DECEMBER 23

PlainsCapital Fort Worth Bowl
(Fort Worth, Texas)
(16) Boise State 34, (19) TCU 31

THURSDAY, DECEMBER 25

Sheraton Hawai'i Bowl (Honolulu, Hawai'i)
Hawai'i 54, Houston 48 (3ot)

WEDNESDAY, DECEMBER 31

AXA Liberty Bowl (Memphis, Tenn.)
(25) Utah 17, Southern Miss 0

2002

TUESDAY, DECEMBER 17

New Orleans Bowl (New Orleans, La.)
North Texas 24, Cincinnati 19

WEDNESDAY, DECEMBER 18

GMAC Bowl (Mobile, Ala.)
(24) Marshall 38, Louisville 15

WEDNESDAY, DECEMBER 25

ConAgra Foods Hawai'i Bowl
(Honolulu, Hawai'i)
Tulane 36, Hawai'i 28

FRIDAY, DECEMBER 27

Houston Bowl (Houston, Texas)
Oklahoma State 33, Southern Miss 23

TUESDAY, DECEMBER 31

AXA Liberty Bowl (Memphis, Tenn.)
TCU 17, (21) Colorado State 3

2001

WEDNESDAY, DECEMBER 19

GMAC Bowl (Mobile, Ala.)
(25) Marshall 64, East Carolina 61 (2ot)

FRIDAY, DECEMBER 18

galleryfurniture.com Bowl (Houston, Texas)
Texas A&M 28, TCU 9

SATURDAY, DECEMBER 29

Motor City Bowl (Pontiac, Mich.)
(25) Toledo 23, Cincinnati 16

MONDAY, DECEMBER 31

AXA Liberty Bowl (Memphis, Tenn.)
(22) Louisville 28, (17) BYU 10

2000

WEDNESDAY, DECEMBER 20

GMAC Mobile Alabama Bowl (Mobile, Ala.)
Southern Miss 28, (13) TCU 21

WEDNESDAY, DECEMBER 27

Motor City Bowl (Pontiac, Mich.)
Marshall 25, Cincinnati 14

galleryfurniture.com Bowl (Houston, Texas)
East Carolina 40, Texas Tech 27

FRIDAY, DECEMBER 29

AXA Liberty Bowl (Memphis, Tenn.)
(23) Colorado State 22, (22) Louisville 17

1999

WEDNESDAY, DECEMBER 22

Mobile Alabama Bowl (Mobile, Ala.)
TCU 28, (19) East Carolina 14

THURSDAY, DECEMBER 30

Crucial.Com Humanitarian Bowl
(Boise, Idaho)
Boise State 34, Louisville 31

FRIDAY, DECEMBER 31

AXA Liberty Bowl (Memphis, Tenn.)
(14) Southern Miss 23, Colorado State 17

1998

WEDNESDAY, DECEMBER 23

Motor City Bowl (Pontiac, Mich.)
Marshall 48, Louisville 29

WEDNESDAY, DECEMBER 30

Humanitarian Bowl (Boise, Idaho)
Idaho 42, Southern Miss 35

THURSDAY, DECEMBER 31

AXA/Equitable Liberty Bowl
(Memphis, Tenn.)
(10) Tulane 41, Brigham Young 27

1997

MONDAY, DECEMBER 29

Humanitarian Bowl (Boise, Idaho)
Cincinnati 35, Utah State 19

WEDNESDAY, DECEMBER 31

AXA Liberty Bowl (Memphis, Tenn.)
(22) Southern Miss 41, Pittsburgh 7

1996

FRIDAY, DECEMBER 27

St. Jude Liberty Bowl (Memphis, Tenn.)
(22) Syracuse 30, Houston 17

INDIVIDUAL

RUSHING

Year	Player, School	G	Att.	Yards	TD	YPG
2006	Ahmad Bradshaw, MAR	12	249	1,523	19	126.9
2005	DeAngelo Williams, MEM	11	310	1,964	18	178.5
2004	DeAngelo Williams, MEM	12	313	1,948	22	162.3
2003	DeAngelo Williams, MEM	11	243	1,430	10	130.0
2002	Joffrey Reynolds, HOU	12	316	1,545	11	128.8
2001	Leonard Henry, ECU	11	184	1,432	16	130.2
2000	Michael Wallace, ARMY	10	192	1,157	11	115.7
1999	Frank Moreau, LOU	10	233	1,289	17	128.9
1998	Derrick Nix, USM	11	226	1,180	9	107.3
1997	Harold Shaw, USM	11	245	1,045	16	95.0
1996	Antowain Smith, HOU	11	202	1,239	14	112.6

PASSING EFFICIENCY

Year	Player, School	G	Att.	Cmp.	Pct.	INT	Yards	TD	Rating
2006	Kevin Kolb, HOU	14	432	292	67.6	4	3,809	30	162.7
2005	Darrell Hackney, UAB	11	386	242	62.7	12	3,180	22	144.5
2004	Stefan LeFors, LOU	12	257	189	73.5	3	2,596	20	181.7
2003	Kevin Kolb, HOU	13	360	220	61.1	6	3,131	25	153.8
2002	Gino Guidugli, CIN	14	472	258	54.7	21	3,543	22	124.2
2001	Dave Ragone, LOU	12	383	231	60.3	7	3,056	23	143.5
2000	Dave Ragone, LOU	11	354	216	61.0	11	2,621	27	142.2
1999	Jeff Kelly, USM	11	260	153	58.8	11	2,062	21	143.7
1998	Shaun King, TLN	11	328	223	68.0	6	2,232	36	183.3
1997	Shaun King, TLN	11	363	199	54.8	14	2,567	24	128.3
1996	Lee Roberts, USM	10	142	86	60.6	7	1,296	12	155.3

TOTAL OFFENSE

Year	Player, School	G	Rush	Pass	Plays	Tot.	YPG
2006	Jordan Palmer, UTEP	12	-76	3585	476	3509	292.4
2005	Darrell Hackney, UAB	11	105	3,180	437	3,285	298.6
2004	Kevin Kolb, HOU	11	51	2,766	471	2,817	256.1
2003	Stefan LeFors, LOU	13	405	3,145	428	3,550	273.1
2002	Gino Guidugli, CIN	14	27	3,543	541	3,570	255.0
2001	Dave Ragone, LOU	12	66	3,056	475	3,122	260.2
2000	Patrick Ramsey, TLN	10	53	2,833	428	2,886	288.6
1999	Chris Redman, LOU	11	-124	3,647	533	3,523	320.3
1998	Chris Redman, LOU	10	33	4,042	513	4,009	400.9
1997	Shaun King, TLN	11	511	2,567	487	3,078	279.8
1996	Chuck Clements, HOU	11	-83	2,417	380	2,334	212.2

RECEPTIONS PER GAME

Year	Player, School	G	Rec.	Yards	TD	RPG
2006	Mike Walker, UCF	12	90	1,178	7	7.50
2005	Aundrae Allison, ECU	11	83	1,024	7	7.55
2004	J.R. Russell, LOU	12	73	968	7	6.09
2003	Terrance Copper, ECU	12	87	897	2	7.25
2002	LaDaris Vann, CIN	14	71	844	5	5.07
2001	LaDaris Vann, CIN	11	73	902	3	6.64
2000	Brian Robinson, HOU	11	77	870	6	7.00
1999	JaJuan Dawson, TLN	10	94	1,036	8	9.40
1998	Arnold Jackson, LOU	11	91	1,175	10	8.27
1997	Miguel Montano, LOU	11	67	875	1	6.09
1996	Damion Johnson, HOU	11	52	708	5	4.73

RECEIVING YARDS PER GAME

Year	Player, School	G	Rec.	Yards	TD	YPG
2006	Johnnie Lee Higgins, UTEP	12	82	1,319	13	109.9
2005	Garrett Mills, TLS	13	87	1,235	9	95.0
2004	Roddy White, UAB	12	71	1,452	14	121.0
2003	Brandon Middleton, HOU	13	55	1,250	14	96.2
2002	Jon Olinger, CIN	14	54	1,114	7	79.6
2001	Deion Branch, LOU	12	72	1,188	9	99.0
2000	Adrian Burnette, TLN	11	74	1,075	14	97.7
1999	Arnold Jackson, LOU	11	101	1,209	9	109.9
1998	Sherrod Gideon, USM	11	66	1,186	13	107.8
1997	Sherrod Gideon, USM	11	54	1,008	9	91.6
1996	Damion Johnson, HOU	11	52	708	5	64.4

ALL-PURPOSE YARDS

Year	Player, School	G	Rush	Rec.	PR	KOR	Yards	YPG
2006	Johnnie Lee Higgins, UTEP	12	-2	1,319	281	275	1,873	156.1
2005	DeAngelo Williams, MEM	11	1,964	78	0	33	2,075	188.6
2004	DeAngelo Williams, MEM	12	1,948	210	0	72	2,230	185.8
2003	DeAngelo Williams, MEM	11	1,430	384	0	299	2,113	192.1
2002	William White, Army	11	13	384	10	1239	1,646	149.6
2001	Mewelde Moore, TLN	12	1,421	756	0	82	2,259	188.2
2000	Keith Stokes, ECU	10	66	442	416	503	1,427	142.7
1999	Frank Moreau, LOU	10	1,289	285	0	0	1,574	157.4
1998	Arnold Jackson, LOU	11	33	1,175	216	131	1,555	141.4
1997	Ketric Sanford, HOU	9	636	101	0	530	1,267	140.8
1996	Antowain Smith, HOU	11	1,239	201	0	15	1,455	132.3

SCORING

Year	Player, School	G	TD	XPT	FG	Pts.	PPG
2006	Ahmad Bradshaw, MAR	12	21	0	0	126	10.5
2005	DeAngelo Williams, MEM	11	19	0	0	114	10.4
2004	DeAngelo Williams, MEM	12	23	0	0	138	11.5
2003	Nick Browne, TCU	13	0	38	28	122	9.4
2002	Art Brown, ECU	10	17	2	0	104	10.4
2001	Leonard Henry, ECU	11	18	0	0	108	9.8
2000	Jonathon Ruffin, CIN	11	0	26	26	104	9.5
1999	Frank Moreau, LOU	10	17	0	0	102	10.2
1998	Leroy Collins, LOU	11	19	2	0	116	10.5
1997	Brad Palazzo, TLN	11	0	40	23	109	9.9
1996	Antowain Smith, HOU	11	15	2	0	92	8.4

PUNTING

Year	Player, School	G	Att.	Yards	Avg.
2006	Thomas Morstead, SMU	12	50	2,191	43.8
2005	Luke Johnson, USM	12	53	2,378	44.9
2004	Chris Beckman, TLN	11	52	2,219	42.7
2003	Ryan Dougherty, ECU	12	64	2,846	44.5
2002	Jared Preston, ECU	12	73	3,170	43.4
2001	Dan MacElroy, ARMY	11	51	2,264	44.4
2000	Casey Roussel, TLN	11	59	2,609	44.2
1999	Andrew Bayes, ECU	11	47	2,259	48.1
1998	Graham White, ARMY	11	47	2,101	44.7
1997	Brad Hill, TLN	11	42	1,940	46.2
1996	Steve Smith, CIN	11	68	2,795	41.1

PUNT RETURNS

Year	Player, School	G	No.	Yards	TD	Avg.
2006	Johnnie Lee Higgins, UTEP	12	12	281	2	23.4
2005	Joe Burnett, UCF	13	28	463	2	16.5
2004	Travis Williams, ECU	10	20	354	1	17.7
2003	Carl Jones, CIN	9	9	135	0	15.0
2002	Aris Comeaux, ARMY	9	12	233	2	19.4
2001	Anthony Floyd, LOU	12	14	198	1	14.1
2000	Omari Thompson, ARMY	11	12	211	2	17.6
1999	Rodregis Brooks, UAB	11	20	350	0	17.5
1998	Cornelius Bonner, CIN	9	9	122	0	13.6
1997	Tinker Keck, CIN	11	39	575	4	14.7
1996	Charles West, HOU	11	18	236	1	13.1

KICKOFF RETURNS

Year	Player, School	G	No.	Yards	TD	Avg.
2006	Michael Grandberry, MEM	12	21	517	0	24.6
2005	Jessie Henderson, SMU	11	24	663	1	27.6
2004	John Eubanks, USM	12	21	618	1	29.4
2003	J.R. Reed, USF	11	18	570	1	31.7
2002	Broderick Clark, LOU	12	26	827	2	31.8
2001	Omari Thompson, ARMY	11	28	739	1	26.4
2000	Zek Parker, LOU	11	26	752	0	28.9
1999	Zek Parker, LOU	11	35	860	2	24.6
1998	Mike Smith, HOU	9	12	349	1	29.1
1997	Eric Booth, USM	11	22	766	2	34.8
1996	Eric Booth, USM	11	12	352	0	29.3

FIELD GOALS

Year	Player, School	G	FG	FGA	Pct.	FG/G
2006	Michael Torres, UCF	11	17	24	70.8	1.55
2005	Darren McCaleb, USM	12	23	29	82.1	1.92
2004	Stephen Gostkowski, MEM	12	20	24	93.3	1.67
2003	Nick Browne, TCU	13	28	23	84.8	2.15
2002	Nick Browne, TCU	12	23	30	76.7	1.92
2001	Kevin Miller, ECU	11	14	17	82.4	1.27
	Nick Browne, TCU	11	14	20	70.0	1.27
2000	Jonathan Ruffin, CIN	11	26	29	89.7	2.36
1999	Seth Marler, TLN	11	15	21	71.4	1.36
1998	Ryan White, MEM	11	16	16	100.0	1.45
1997	Brad Palazzo, TLN	11	23	28	82.1	2.09
1996	Ted Lane, MEM	10	12	18	66.7	1.20

INTERCEPTIONS

Year	Player, School	G	Int.	Yards	TD	IPG
2006	Quintin Demps, UTEP	12	7	61	0	0.58
2005	Nick Graham, TLS	13	6	66	0	0.46
2004	Kerry Rhodes, LOU	12	6	56	1	0.50
2003	J.R. Reed, USF	11	7	45	0	0.64
2002	Jason Goss, TCU	12	8	27	0	0.67
	Lynaris Elpheage, TLN	13	8	133	1	0.62
2001	Glenn Sumter, MEM	11	6	61	0	0.55
2000	Anthony Floyd, LOU	11	10	152	1	0.91
1999	Rodregis Brooks, UAB	11	9	152	1	0.82
1998	K. Dale Rowland, ARMY	11	5	79	1	0.45
1997	Patrick Surtain, USM	11	6	127	0	0.55
1996	Monty Montgomery, HOU	11	6	87	0	0.60

TACKLES

Year	Player, School	G	Solo	Ast.	Total
2006	Troy Collavo, UTEP	12	42	83	125
2005	Kevis Coley, USM	12	81	69	150
2004	Greg Washington, ARMY	11	73	76	149
2003	Rod Davis, USM	12	111	53	164
2002	Rod Davis, USM	13	122	46	168
2001	Hanik Milligan, HOU	10	82	71	153
2000	Wayne Rogers, HOU	11	87	47	134
1999	Kamal Shakir, MEM	11	87	56	143
1998	T.J. Slaughter, USM	11	96	51	147
1997	Brad Jackson, CIN	11	93	75	168
1996	Tyrus McCloud, LOU	11	93	51	144

QUARTERBACK SACKS

Year	Player, School	G	UA	Ast.	Total
2006	Albert McClellan, MAR	12	10	3	13
2005	Paul Carrington, UCF	13	9	0	9
2004	Larry McSwain, UAB	12	10	3	13
2003	Bo Schobel, TCU	13	13	4	17
2002	Dewayne White, LOU	13	10	1	11
	Rod Davis, USM	13	10	1	11
	LeMarcus McDonald, TCU	12	6	5	11
2001	Dewayne White, LOU	12	15	0	15
2000	Andre Arnold, MEM	11	13	0	13
	Michael Josiah, LOU	11	13	0	13
1999	Tramont Lawless, MEM	11	9	0	9
	Adalius Thomas, USM	11	9	0	9
1998	Roderick Coleman, ECU	11	12	2	14
1997	Roderick Coleman, ECU	11	14	1	15
1996	Carl Powell, LOU	11	10	1	11

TEAM

SCORING OFFENSE

Year	School	G	Pts.	Avg.
2006	Houston	14	462	33.0
2005	Tulsa	13	430	33.1
2004	Louisville	12	597	49.8
2003	Louisville	13	450	34.6
2002	Cincinnati	14	426	30.4
2001	East Carolina	11	360	32.7
2000	Louisville	11	388	35.3
1999	Louisville	11	412	37.5

1998	Tulane	11	499	45.4
1997	Tulane	11	375	34.1
1996	Houston	11	344	31.3

RUSHING OFFENSE

Year	School	G	Att.	Yards	Avg.	TD	YPG
2006	Southern Miss	14	535	2378	4.4	23	169.9
2005	Memphis	12	597	3,215	5.4	28	267.9
2004	Louisville	12	534	3,005	5.6	47	250.4
2003	Louisville	13	518	2,966	5.7	35	228.2
2002	TCU	12	589	2,438	4.1	23	203.2
2001	East Carolina	11	417	2,230	5.3	27	202.7
2000	UAB	11	473	1,801	3.8	14	163.7
1999	Army	11	636	2,915	4.6	24	265.0
1998	Army	11	610	3,510	5.3	25	293.8
1997	Cincinnati	11	593	2,371	4.0	22	215.5
1996	Cincinnati	11	521	1,995	3.8	16	181.4

PASSING OFFENSE

Year	School	G	Att.	Cmp.	Pct.	Int.	Yards	TD	YPG
2006	UTEP	12	446	289	64.8	17	3,744	29	312.0
2005	UTEP	12	458	268	58.5	20	3,607	29	300.6
2004	Louisville	12	359	256	71.3	5	3,463	27	288.6
2003	Memphis	13	470	260	55.3	13	3,419	23	263.0
2002	Cincinnati	14	520	281	54.0	23	3,877	24	276.9
2001	Tulane	12	511	294	57.5	14	3,498	27	291.5
2000	Tulane	11	505	288	57.0	16	3,569	28	324.5
1999	Louisville	11	501	322	64.3	13	3,687	29	335.2
1998	Louisville	11	515	338	65.6	15	4,498	33	408.9
1997	Louisville	11	473	276	58.4	14	3,282	19	298.4
1996	Houston	11	356	224	62.9	13	2,464	22	224.0

TOTAL OFFENSE

Year	School	G	Rush	Pass	Plays	Yards	TD	YPG
2006	Houston	14	2,356	3,889	935	6,245	59	446.1
2005	Houston	12	1,997	3,268	899	5,265	42	438.8
2004	Louisville	12	3,005	3,463	893	6,468	74	539.0
2003	Louisville	13	2,966	3,389	913	6,355	55	488.8
2002	Cincinnati	14	1,990	3,877	1,108	5,867	45	419.1
2001	Tulane	12	1,602	3,498	926	5,100	39	425.0
2000	Tulane	11	1,420	3,569	896	4,989	38	453.5
1999	Louisville	11	1,437	3,687	851	5,124	48	465.8
1998	Louisville	11	1,658	4,498	883	6,156	62	559.6
1997	Tulane	11	2,012	2,598	791	4,610	41	419.1
1996	Houston	11	1,993	2,464	753	4,457	43	405.2

RUSHING DEFENSE

Year	School	G	Att.	Yards	Avg.	TD	YPG
2006	SMU	12	403	1,290	3.2	16	107.5
2005	Memphis	12	419	1,507	3.6	10	125.6
2004	Louisville	12	419	1,308	3.1	10	109.0
2003	TCU	13	443	1,218	2.7	13	93.7
2002	TCU	12	393	778	2.0	9	64.8
2001	UAB	11	333	630	1.9	6	57.3
2000	Memphis	11	346	800	2.3	6	72.7
1999	Southern Miss	11	403	1,006	2.5	6	91.5
1998	Houston	11	436	1,564	3.6	19	142.2
1997	Cincinnati	11	337	921	2.7	10	83.7
1996	Louisville	11	437	892	2.0	9	81.1

PASS EFFICIENCY DEFENSE

Year	School	G	Att.	Cmp.	Pct.	Int.	Yards	TD	Eff.
2006	Southern Miss	14	393	206	52.4	17	2,524	14	109.5
2005	Tulsa	13	358	193	53.9	22	2,383	9	105.8
2004	Louisville	12	385	195	50.6	17	2,363	18	108.8
2003	USF	11	352	173	49.1	13	1,979	14	102.1
2002	TCU	12	406	158	38.9	22	2,105	16	84.6
2001	Southern Miss	11	373	194	52.0	14	2,197	8	101.1
2000	Southern Miss	11	370	186	50.3	14	1,788	9	91.3
1999	East Carolina	11	389	200	51.4	17	2,294	10	100.7
1998	Southern Miss	11	299	165	55.2	10	1,903	8	110.8
1997	Southern Miss	11	429	225	52.4	17	2,278	13	99.1
1996	Louisville	11	328	158	48.2	10	1,702	11	96.7

TOTAL DEFENSE

Year	School	G	Rush	Pass	Plays	Yards	TD	YPG
2006	Tulsa	13	1,796	2,063	767	3,859	30	296.8
2005	Marshall	11	1,780	1,963	716	3,743	30	340.3
2004	Louisville	12	1,308	2,363	804	3,671	28	305.9
2003	Memphis	13	1,435	2,410	879	3,845	26	295.8
2002	TCU	12	778	2,105	799	2,883	25	240.2
2001	UAB	11	630	2,295	719	2,925	19	265.9
2000	Southern Miss	11	1,166	1,788	783	2,954	17	268.5
1999	Southern Miss	11	1,006	2,229	754	3,235	14	294.1
1998	Southern Miss	11	1,787	1,903	766	3,690	21	335.5
1997	Southern Miss	11	1,184	2,278	796	3,462	21	314.7
1996	Louisville	11	892	1,702	765	2,594	20	235.8

PUNTING

Year	School	G	Att.	Yards	Avg.
2006	SMU	12	51	2,191	37.0
2005	Memphis	12	63	2,788	39.2
2004	USF	11	57	2,380	38.8
2003	East Carolina	12	65	2,852	40.6
2002	East Carolina	12	75	3,177	42.4
2001	Cincinnati	11	65	2,826	43.5
2000	Tulane	11	59	2,609	44.2
1999	Cincinnati	11	55	2,320	39.4
1998	Southern Miss	11	55	2,145	39.0
1997	Tulane	11	42	1,940	46.2
1996	Southern Miss	11	73	2,897	39.7

PUNT RETURNS

Year	School	G	No.	Yards	TD	Avg.
2006	UTEP	12	13	260	2	20.0
2005	UCF	13	28	463	2	16.5
2004	East Carolina	11	28	440	1	15.7
2003	Southern Miss	13	35	451	1	12.9
2002	Tulane	13	28	484	2	17.3
2001	Louisville	12	35	420	2	12.0
2000	Army	11	17	290	3	17.1
1999	UAB	11	23	440	2	19.1
1998	Cincinnati	11	15	233	1	15.5
1997	Cincinnati	11	40	582	4	14.6
1996	Southern Miss	11	23	322	1	14.0

KICKOFF RETURNS

Year	School	G	No.	Yards	TD	Avg.
2006	SMU	12	44	1,010	1	23.0
2005	Marshall	11	40	906	1	22.6
2004	UAB	12	39	920	0	23.6
2003	USF	11	30	755	1	25.2
2002	TCU	12	32	742	1	23.2
2001	East Carolina	11	40	948	1	23.7
2000	Louisville	11	31	810	0	26.1
1999	Louisville	11	39	910	2	23.3
1998	Army	11	45	1,078	0	24.0
1997	Southern Miss	11	31	873	2	28.2
1996	Southern Miss	11	30	759	0	25.3

FIELD GOALS

Year	School	G	FG	FGA	Pct.	FG/G
2006	UCF	12	17	24	.708	1.42
2005	Southern Miss	12	23	28	.821	1.92
2004	Southern Miss	12	16	19	.842	1.33
2003	TCU	13	28	34	.824	2.15
2002	TCU	12	23	30	.767	1.92
2001	Tulane	12	15	16	.938	1.25
2000	Cincinnati	11	29	32	.906	2.64
1999	UAB	11	12	16	.750	1.09
1998	Memphis	11	16	16	100.0	1.45
1997	Tulane	11	23	28	.821	2.09
1996	Cincinnati	11	13	21	.619	1.18

INTERCEPTIONS

Year	School	G	Int.	Yards	TD	IPG
2006	Southern Miss	14	17	277	4	1.24
2005	Tulsa	12	22	246	1	1.83
2004	Louisville	12	17	116	1	1.42
2003	Cincinnati	12	19	179	1	1.58
2002	TCU	12	22	237	0	1.83
	Tulane	12	22	400	3	1.83
2001	Louisville	12	17	153	1	1.42
2000	Louisville	11	27	328	2	2.45
1999	UAB	11	19	315	2	1.73
1998	East Carolina	11	15	204	2	1.36
1997	Tulane	11	26	362	2	2.36
1996	Southern Miss	11	18	282	1	1.64

TURNOVER MARGIN

Year	School	G	Gained	Lost	Margin
2006	Houston	14	25	16	+9
2005	Tulsa	13	36	17	+19
2004	Louisville	12	27	16	+11
2003	Tulane	12	31	26	+5
	Southern Miss	13	33	28	+5
2002	Tulane	13	43	21	+22
2001	Louisville	12	31	23	+8
2000	Louisville	11	38	26	+12
	Cincinnati	11	34	22	+12
1999	Southern Miss	11	30	20	+10
1998	Tulane	11	26	11	+15
1997	Tulane	11	34	20	+14
1996	Southern Miss	11	34	20	+14

TACKLES

Year	School	G	Solo	Ast.	Total
2006	Houston	14	461	52	1,013
2005	UTEP	12	491	494	985
2004	Army	11	537	404	941
2003	Army	13	726	592	1,318
2002	Cincinnati	14	722	637	1,359
2001	East Carolina	11	589	488	1,077
2000	Army	11	640	439	1,079
1999	Southern Miss	11	603	442	1,045
1998	Southern Miss	11	762	461	1,223
1997	Southern Miss	11	686	461	1,147
1996	Southern Miss	11	704	471	1,175

TACKLES FOR LOSS

Year	School	G	Total	Yards
2006	SMU	12	86	320
2005	UTEP	12	88	358
2004	Cincinnati	12	89	360
2003	TCU	12	123	454
2002	TCU	12	152	526
2001	Louisville	12	87	400
2000	Southern Miss	11	113	474
1999	Southern Miss	11	118	434
1998	Southern Miss	11	114	453
1997	Tulane	11	91	363
1996	Louisville	11	145	742

QUARTERBACK SACKS

Year	School	G	Total
2006	Rice	13	33
2005	Southern Miss	12	31
2004	Louisville	12	37
2003	TCU	13	39
2002	Tulane	13	49
2001	Louisville	12	41
2000	Louisville	11	50
1999	Houston	11	43
1998	Southern Miss	11	52
1997	East Carolina	11	41
1996	Louisville	11	46

ALL-CONFERENCE

2006 ALL-CONFERENCE FIRST TEAM OFFENSE

QB Kevin Kolb, Sr., Houston
RB Ahmad Bradshaw, Jr., Marshall
RB Damion Fletcher, Fr., Southern Miss
OL George Batiste, Sr., Southern Miss
OL Sterling Doty, Sr., Houston
OL Travis Cooley, Sr., Southern Miss
OL Doug Legursky, Jr., Marshall
OL Jeff Perrett, Sr., Tulsa
TE Shawn Nelson, So., Southern Miss
WR Jarett Dillard, So., Rice
WR Johnnie Lee Higgins, Sr., UTEP
WR Mike Walker, Sr., UCF

DEFENSE

DL Marcus West, Sr., Memphis
DL Robert Latu, Sr., Tulsa
DL Albert McClellan, So., Marshall
DL Larry McSwain, Sr., UAB
DL Justin Rogers, Sr., SMU
LB Nick Bunting, Sr., Tulsa
LB Troy Collavo, Sr., UTEP
LB Wade Koehl, Sr., Houston
DB Bobby Blackshire, Sr., Tulsa
DB Quintin Demps, Jr., UTEP
DB Will Gulley, Sr., Houston
DB Curtis Keyes, Sr., Marshall

SPECIAL TEAMS

PK Reagan Schneider, Sr., UTEP
P Michael Gibson, Sr., Memphis
KR Johnnie Lee Higgins, Sr., UTEP
PR Joe Burnett, So., UCF
LS Aaron King, Sr., UTEP

ALL-CONFERENCE SECOND TEAM OFFENSE

QB Paul Smith, Jr., Tulsa
RB Anthony Alridge, Jr., Houston
RB Kevin Smith, So., UCF
OL Jeff Akeroyd, Jr., Houston
OL Aaron Dannenhauer, Sr., Tulsa
OL Eric Graham, Sr., East Carolina
OL Jon Hameister-Ries, Sr., Tulsa
OL Julius Wilson, Sr., UAB
TE Ryan Kennedy, Sr., SMU
WR Aundrae Allison, Sr., East Carolina
WR Vincent Marshall, Sr., Houston
WR Idris Moss, Sr., Tulsa

DEFENSE

DL Courtney Gordon, Sr., Rice
DL Adrian Haywood, Sr., SMU
DL Marquay Love, Sr., Houston
DL Martavius Prince, Jr., Southern Miss
LB Nelson Coleman, Jr., Tulsa
LB Orlando King, Sr., UAB
LB Brian Raines, So., Rice
DB Willie Gaston, Sr., Houston
DB Nick Graham, Sr., Tulsa
DB Israel Route, Sr., Tulane
DB Joe Sturdivant, Sr., SMU

SPECIAL TEAMS

PK Darren McCaleb, Sr., Southern Miss
P Chris Beckman, Sr., Tulane
KR Chris Johnson, Jr., East Carolina
PR Johnnie Lee Higgins, Sr., UTEP
LS Mike Buscemi, Sr., UCF

ALL-CONFERENCE THIRD TEAM OFFENSE

QB Jordan Palmer, Sr., UTEP
RB Jackie Battle, Sr., Houston
RB Matt Forte, Jr., Tulane
RB Quinton Smith, Sr., Rice
OL Blake Butler, Sr., Memphis
OL Chris Clark, Jr., Southern Miss
OL Josh Coffman, Sr., East Carolina
OL Brandon Pearce, So., Memphis
OL Robby Heos, Jr., Rice
TE Davon Drew, So., East Carolina
WR Donnie Avery, Sr., Houston
WR Bobby Chase, Sr., SMU
WR Damarcus Davis, Sr., Tulane

DEFENSE

DL Marcus Hands, So., East Carolina
DL Marcus Hands, Jr., East Carolina
DL Robert Henderson, Jr., Southern Miss
DL Phillip Hunt, So., Houston
DL Alex Obomese, Sr., UTEP
LB Reggie Carrington, Sr., SMU
LB Chris Chamberlain, So., Tulsa
LB Quentin Cotton, So., East Carolina
LB Joe Henderson, So., UAB
DB Will Dunbar, Jr., UAB
DB Caleb Hendrix, Sr., Southern Miss
DB Brandon Sumrall, Jr., Southern Miss
DB Brandon McDonald, Sr., Memphis

SPECIAL TEAMS

PK Robert Lee, Sr., East Carolina
P Ryan Dougherty, Sr., East Carolina
KR Marculus Elliott, Sr., UAB
PR Emmanuël Spann, So., Marshall
LS Drew Clardy, Sr., Rice

2005 ALL-CONFERENCE FIRST TEAM OFFENSE

QB Darrell Hackney, Sr., UAB
RB Ryan Gilbert, Sr., Houston
RB DeAngelo Williams, Sr., Memphis
OL Andrew Handy, Sr., Memphis
OL George Batiste, Jr., Southern Miss
OL Jesse Stoneham, Sr., Tulsa
OL Matt Batusic, Sr., UAB
OL Cedric Gagne-Marcoux, Jr., UCF
TE Garrett Mills, Sr., Tulsa
WR Aundrae Allison, Jr., East Carolina
WR Vincent Marshall, Sr., Houston
WR Reggie Lindsey, Sr., UAB

DEFENSE

DL Marcus West, Sr., Memphis
DL John Syptak, Sr., Rice
DL Larry McSwain, Jr., UAB
DL Paul Carrington, Sr., UCF
LB Chris Moore, Sr., East Carolina
LB Kevis Coley, Sr., Southern Miss
LB Anthony Cannon, Sr., Tulane
DB Wesley Smith, Jr., Memphis
DB Trevis Coley, Sr., Southern Miss
DB Bobby Blackshire, Jr., Tulsa
DB Joe Burnett, Fr., UCF

SPECIAL TEAMS

PK Stephen Gostkowski, Jr., Memphis
P Luke Johnson, Sr., Southern Miss
KR Ashlan Davis, Sr., Tulsa
KR John Eubanks, Sr., Southern Miss
PR Joe Burnett, Fr., UCF

ALL-CONFERENCE SECOND TEAM OFFENSE

QB Jordan Palmer, Jr., UTEP
RB Ahmad Bradshaw, So., Marshall
RB Kevin Smith, Fr., UCF
RB Quinton Smith, Jr., Rice
OL Doug Legursky, So., Marshall
OL Travis Cooley, Jr., Southern Miss
OL Chris McGee, Sr., Tulane
OL Josh House, Sr., UTEP
OL Jose Garcia, Sr., UTEP
TE Darcy Johnson, Sr., UCF
WR Brandon Marshall, Sr., UCF
WR Mike Walker, Jr., UCF
WR Johnnie Lee Higgins, Jr., UTEP

DEFENSE

DL Kade Lane, Sr., Houston
DL Justin Rogers, Jr., SMU
DL Tom Johnson, Sr., Southern Miss
DL Alex Obomese, Jr., UTEP
LB Nelson Coleman, So., Tulsa
LB Thomas Howard, Sr., UTEP
LB Jeremy Jones, Sr., UTEP
DB Chris Hawkins, Sr., Marshall
DB Joe Sturdivant, Jr., SMU
DB Brandon Sumrall, So., Southern Miss
DB Nick Graham, Jr., Tulsa

SPECIAL TEAMS

PK Darren McCaleb, Jr., Southern Miss

P Michael Gibson, Jr., Memphis
PR Johnnie Lee Higgins, Jr., UTEP

ALL-CONFERENCE THIRD TEAM OFFENSE

QB Kevin Kolb, Jr., Houston
RB Uriel Parrish, Sr., Tulsa
RB Tyler Ebell, Sr., UTEP
OL SirVincent Rogers, So., Houston
OL David Douglas, Sr., Houston
OL Matt Traina, Sr., Tulane
OL Jeff Perrett, Jr., Tulsa
OL Julius Wilson, Jr., UAB
TE Shawn Nelson, So., Southern Miss
WR Bobby Chase, Jr., SMU
WR Preston Brown, Jr., Tulane
WR Chris Francies, Sr., UTEP

DEFENSE

DL Marcus Hands, So., East Carolina
DI Adrian Haywood, Fr., SMU
DL Brandon Lohr, Sr., Tulsa
DL Ernest Respress, Sr., UAB
LB Wade Koehl, Sr., Houston
LB Nick Bunting, Sr., Tulsa
LB Troy Collavo, Jr., UTEP
DB Rocky Schwartz, So., Houston
DB Jamey Harper, Sr., SMU
DB Dominique Cosper, Sr., UAB
DB Rolando Humphrey, Sr., SMU

SPECIAL TEAMS

KR Jessie Henderson, Fr., SMU
PR Vincent Marshall, Jr., Houston

2004 ALL-CONFERENCE FIRST TEAM OFFENSE

QB Stefan LeFors, Sr., Louisville
RB Andre Hall, Jr., USF
RB DeAngelo Williams, Jr., Memphis
OL Anthony Alabi, Sr., TCU
OL Gene Frederic, Sr., Memphis
OL Andy Galloway, Sr., UAB
OL Travis Leffew, Jr., Louisville
OL Kyle Takavitz, Sr., Cincinnati
TE Cody McCarty, Sr., TCU
WR J.R. Russell, Sr., Louisville
WR Roddy White, Sr., UAB
WR Roydell Williams, Sr., Tulane

DEFENSE

DL Trent Cole, Sr., Cincinnati
DL Andre Frazier, Sr., Cincinnati
DL Marcus Jones, Sr., Louisville
DL Larry McSwain, So., UAB
LB Michael Boley, Sr., Southern Miss
LB Robert McCune, Sr., Louisville
LB Zac Woodfin, Sr., UAB
DB John Eubanks, Jr., Southern Miss
DB Marvin Godbolt, Sr., TCU
DB Kerry Rhodes, Sr., Louisville
DB Wesley Smith, Jr., Memphis

SPECIAL TEAMS

PK Stephen Gostkowski, Jr., Memphis
P Chris Beckman, So., Tulane
KR John Eubanks, Jr., Southern Miss
PR Travis Williams, Fr., East Carolina

ALL-CONFERENCE SECOND TEAM OFFENSE

QB Danny Wimprine, Sr., Memphis
RB Carlton Jones, Jr., Army
RB Eric Shelton, Jr., Louisville
OL Joel Glover, Sr., Army
OL Will Rabatin, Sr., Louisville
OL Jeremy Parquet, Sr., Southern Miss
OL Jeremy Rone, Sr., Memphis
OL Jason Spitz, Jr., Louisville
TE Brent Celek, So., Cincinnati
WR Tavares Geideon, Sr., Memphis
WR Vincent Marshall, Jr., Houston
WR Hannibal Thomas, Sr., Cincinnati

DEFENSE

DL Joe Clay, Sr., Houston
DL Albert Means, Sr., Memphis
DL Chad Ruffin, Sr., Southern Miss
DL Marcus West, Jr., Memphis

LB Jamar Enzor, Sr., Cincinnati
LB Martin Patterson, Sr., TCU
LB Greg Washington, Sr., Army
DB Trevis Coley, Jr., Southern Miss
DB Joey Dawshert, Sr., Tulane
DB Daven Holly, Sr., Cincinnati
DB Doug Monaghan, Sr., Cincinnati

SPECIAL TEAMS

PK Darren McCaleb, So., Southern Miss
P Ryan Dougherty, So., East Carolina
KR Reggie Lindsey, Jr., UAB

ALL-CONFERENCE THIRD TEAM OFFENSE

QB Darrell Hackney, Jr., UAB
RB Dan Burks, So., UAB
RB Richard Hall, Sr., Cincinnati
OL Phil Hawkins, Sr., Houston
OL Alex Herron, Sr., USF
OL Chase Johnson, Sr., TCU
OL Derrick Sarosi, Sr., USF
OL Clint Stickdorn, Sr., Cincinnati
TE Adam McCauley, Sr., Louisville
WR Antwon Courington, Jr., Southern Miss
WR Reggie Harrell, Sr., TCU
WR Cory Rodgers, So., TCU

DEFENSE

DL Antonio Harris, Fr., Tulane
DL Kade Lane, Jr., Houston
DL Lee Roy Selmon, Sr., USF
DL Will Sullivan, Sr., Army
LB Anthony Cannon, Jr., Tulane
LB Tyjuan Hagler, Sr., Cincinnati
LB Chris Moore, Jr., East Carolina
DB Zach Baker, Jr., East Carolina
DB Dominique Cosper, Jr., UAB
DB Stanford Routt, Sr., Houston
DB Mark Walker, Sr., TCU

SPECIAL TEAMS

KR Cory Rodgers, So., TCU
PR Fred Smith, So., Tulane

2003 ALL-CONFERENCE FIRST TEAM OFFENSE

QB Stefan LeFors, Jr., Louisville
RB Melwede Moore, Sr., Tulane
RB DeAngelo Williams, So., Memphis
OL Anthony Alabi, Jr., TCU
OL Rex Hadnot, Sr., Houston
OL Jeremy Parquet, Sr., Southern Miss
OL Brian Rimpf, Sr., East Carolina
OL Kyle Takavitz, Jr., Cincinnati
TE Ronnie Ghent, Sr., Louisville
WR Brandon Middleton, Sr., Houston
WR J.R. Russell, Jr., Louisville
WR Roydell Williams, Jr., Tulane

DEFENSE

DL Trent Cole, Jr., Cincinnati
DL Terrell Paul, Sr., Southern Miss
DL Chad Pugh, Sr., TCU
DL Bo Schobel, Sr., TCU
LB Michael Boley, Jr., Southern Miss
LB Rod Davis, Sr., Southern Miss
LB Zac Woodfin, Jr., UAB
DB Greg Brooks, Sr., Southern Miss
DB Etric Pruitt, Sr., Southern Miss
DB J.R. Reed, Sr., USF
DB Wesley Smith, So., Memphis

SPECIAL TEAMS

PK Nick Browne, Sr., TCU
P Ryan Dougherty, Fr., East Carolina
KR John Eubanks, So., Southern Miss
PR Marvin Young, Jr., Southern Miss

ALL-CONFERENCE SECOND TEAM OFFENSE

QB J.P. Losman, Sr., Tulane
RB Robert Merrill, Fr., TCU
RB Marvin Townes, Jr., East Carolina
OL Jim Hicks, Sr., Southern Miss
OL Chase Johnson, Jr., TCU
OL Travis Leffew, So., Louisville
OL Matt Mattox, Sr., Houston

OL Jason Spitz, So., Louisville
 TE Terrell Browden, Sr., Southern Miss
 WR Maurice Avery, So., Memphis
 WR Terrance Copper, Jr., East Carolina
 WR Reggie Harrell, Jr., TCU

DEFENSE

DL Joe Clay, Jr., Houston
 DL Andre Frazier, Jr., Cincinnati
 DL Marcus Jones, Jr., Louisville
 DL Eric Taylor, Sr., Memphis
 LB Maurice Jones, Sr., USF
 LB Chris Moore, So., East Carolina
 LB Coot Terry, Sr., Memphis
 DB Tra Boger, Jr., Tulane
 DB Daven Holly, Jr., Cincinnati
 DB Zach Norton, Sr., Cincinnati
 DB Mark Walker, Jr., TCU

SPECIAL TEAMS

PK Nick Hayes, Jr., UAB
 P Chris Beckman, Fr., Tulane
 KR J.R. Reed, Sr., USF

ALL-CONFERENCE THIRD TEAM OFFENSE

QB Kevin Kolb, Fr., Houston
 RB Anthony Evans, So., Houston
 RB Eric Shelton, So., Louisville
 OL Gene Frederic, Jr., Memphis
 OL Chris McGee, So., Tulane
 OL Jeremy Rone, Jr., Memphis
 OL Derrick Sarosi, Jr., USF
 OL Chris White, Jr., Southern Miss
 OL Doug White, Sr., East Carolina
 TE Jonathan Pritchett, Sr., Houston
 WR Aaron Alexander, Jr., Army
 WR Roddy White, Jr., UAB
 WR Marvin Young, Jr., Southern Miss

DEFENSE

DL Ronald Jones, Sr., Southern Miss
 DL Robert Pollard, Sr., TCU
 DL Eric Scott, Jr., Southern Miss
 DL Lee Roy Selmon, Sr., USF
 LB Derrick Ballard, Sr., Memphis
 LB Jamar Enzor, Jr., Cincinnati
 LB Robert McCune, Jr., Louisville
 DB Marvin Godbolt, Jr., TCU
 DB Sean Lucas, So., Tulane
 DB Alex Ray, Sr., Southern Miss
 DB Kevin Verpaele, Jr., USF
 DB Scott Vogel, Jr., Memphis

SPECIAL TEAMS

KR William White, Jr., Army
 PR Cory Rodgers, Fr., TCU

2002 ALL-CONFERENCE FIRST TEAM OFFENSE

QB Dave Ragone, Jr., Louisville
 RB Derrick Nix, Sr., Southern Miss
 RB Jeffrey Reynolds, Sr., Houston
 OL Kirt Doolin, Sr., Cincinnati
 OL Jamal Powell, Sr., TCU
 OL Jimond Pugh, Sr., Memphis
 OL Brian Rimpf, Jr., East Carolina
 OL Torrin Tucker, Sr., Southern Miss
 TE Ronnie Ghent, Sr., Louisville
 WR Damien Dorsey, Sr., Louisville
 WR LaDaris Vann, Sr., Cincinnati

DEFENSE

DL Floyd Dorsey, Sr., Tulane
 DL Antwan Peek, Sr., Cincinnati
 DL Bo Schobel, Jr., TCU
 DL Dwayne White, Jr., Louisville
 LB Michael Boley, So., Southern Miss
 LB Rod Davis, Jr., Southern Miss
 LB LaMarcus McDonald, Jr., TCU
 DB Lynaris Elpheage, Jr., Tulane
 DB Jason Goss, Sr., TCU
 DB Hanik Milligan, Sr., Houston
 DB Etric Pruitt, Jr., Southern Miss

SPECIAL TEAMS

PK Nick Browne, Jr., TCU
 P Jarad Preston, Sr., East Carolina
 KR Broderick Clark, Fr., Louisville
 PR Damien Dorsey, Sr., Louisville

ALL-CONFERENCE SECOND TEAM OFFENSE

QB Gino Guidugli, So., Cincinnati
 RB Art Brown, Jr., East Carolina
 RB DeMarco McCleskey, Sr., Cincinnati
 RB Mewelde Moore, Jr., Tulane
 OL Aaron Burger, Sr., Army
 OL Rex Hadnot, Jr., Houston
 OL Jason Jiminez, Sr., Southern Miss
 OL Chris Redding, Sr., Houston
 OL Kirk Tuck, Sr., UAB
 TE Stephen Cucci, Jr., Houston
 WR Travis Anglin, Sr., Memphis
 WR LaTarence Dunbar, Sr., TCU

DEFENSE

DL Tony Brown, Sr., Memphis
 DL Terrell Paul, Sr., Southern Miss
 DL Chad Pugh, Jr., TCU
 DL John Turntine, Sr., TCU
 LB Derrick Ballard, Jr., Memphis
 LB Rod Day, Jr., Louisville
 LB Zac Woodfin, So., UAB
 DB Blue Adams, Sr., Cincinnati
 DB Chris Brown, Sr., UAB
 DB Anthony Floyd, Sr., Louisville
 DB Kenneth Hilliard, Sr., TCU

SPECIAL TEAMS

PK Jonathan Ruffin, Sr., Cincinnati
 P Seth Marler, Sr., Tulane
 KR LaTarence Dunbar, Sr., TCU
 PR Lynaris Elpheage, Jr., Tulane

2001 ALL-CONFERENCE FIRST TEAM OFFENSE

QB Dave Ragone, Louisville
 RB Leonard Henry, East Carolina
 RB Mewelde Moore, Tulane
 OL Aaron Dardzinski, Louisville
 OL Artis Hicks, Memphis
 OL Victor Payne, TCU
 OL Brian Rimpf, East Carolina
 OL Torrie Taulij, Tulane
 TE Ronnie Ghent, Louisville
 WR Deion Branch, Louisville
 WR LaDaris Vann, Cincinnati

DEFENSE

DL Michael Josiah, Louisville
 DL Antwan Peek, Cincinnati
 DL Bryan Thomas, UAB
 DL Dwayne White, Louisville
 LB Rod Davis, Southern Miss
 LB Pernel Griffin, East Carolina
 LB Rod Taylor, UAB
 DB Greg Brooks, Southern Miss
 DB Anthony Floyd, Louisville
 DB Glenn Sumter, Memphis
 DB Chad Williams, Southern Miss

SPECIAL TEAMS

PK Seth Marler, Tulane
 P Dan MacElroy, Army
 RS Zek Parker, Louisville

ALL-CONFERENCE SECOND TEAM OFFENSE

QB David Garrard, East Carolina
 RB Dante Brown, Memphis
 RB Jegil Dugger, UAB
 OL Jeremy Bridges, Southern Miss
 OL Preston Fray, UAB
 OL Rob Eble, Louisville
 OL Paul Henderson, Army
 OL DeWayne Johnstn, Cincinnati
 TE Clint Dodson, Army
 WR Orlando Iglesias, Houston
 WR Roydell Williams, Tulane

DEFENSE

DL Rodney Jones, UAB
 DL Terrell Paul, Southern Miss
 DL Chad Pugh, TCU
 LB Greg LeFever, East Carolina
 LB Roy Magee, Southern Miss
 LB LeMarcus McDonald, TCU
 LB Brian Zickefoose, Army

DB Curry Burns, Louisville
 DB Lonnie Gallishaw, Louisville
 DB Jason Goss, TCU
 DB Hanik Milligan, Houston

SPECIAL TEAMS

PK Kevin Miller, East Carolina
 P Adam Wulfreck, Cincinnati
 RS Omari Thompson, Army

2000 ALL-CONFERENCE FIRST TEAM OFFENSE

QB Dave Ragone, Louisville
 RB Ray Jackson, Cincinnati
 RB Michael Wallace, Army
 OL Sherwin Lacewell, East Carolina
 OL Josh Lovelady, Houston
 OL Jason Padgett, Louisville
 OL Bernard Robertson, Tulane
 OL Doug Rosfeld, Cincinnati
 TE Ronnie Ghent, Louisville
 WR Deion Branch, Louisville
 WR Adrian Burnette, Tulane

DEFENSE

DL Andre Arnold, Memphis
 DL Marcus Bell, Memphis
 DL Cedric Scott, Southern Miss
 DL DeQuincy Scott, Southern Miss
 LB Pernel Griffin, East Carolina
 LB Wayne Rogers, Houston
 LB Kamal Shakir, Memphis
 DB Idrees Bashir, Memphis
 DB Leo Barnes, Southern Miss
 DB Anthony Floyd, Louisville
 DB Michael Stone, Memphis

SPECIAL TEAMS

PK Jonathan Ruffin, Cincinnati
 P Casey Roussel, Tulane
 RS Keith Stokes, East Carolina

ALL-CONFERENCE SECOND TEAM OFFENSE

QB David Garrard, East Carolina
 RB Patrick Ramsey, Tulane
 RB Jegil Dugger, UAB
 RB Leonard Henry, East Carolina
 OL Billy Clay, Southern Miss
 OL Tony Dollison, UAB
 OL Paul Henderson, Army
 OL Joe O'Shaughnessy, Louisville
 OL Andy Weinheimer, Cincinnati
 TE Billy Kendall, Memphis
 WR Arnold Jackson, Louisville
 WR Brian Robinson, Houston

DEFENSE

DL Donovan Arp, Louisville
 DL Michael Josiah, Louisville
 DL Mario Monds, Cincinnati
 DL Bryan Thomas, UAB
 LB Troy Evans, Cincinnati
 LB Rashad Harris, Louisville
 LB Jerry Phillips, Tulane
 DB DeJuan Gossett, Cincinnati
 DB Rashad Holman, Louisville
 DB Ray Walls, Southern Miss
 DB Chad Williams, Southern Miss

SPECIAL TEAMS

PK Rhett Gallego, UAB
 P Adam Wulfreck, Cincinnati
 RS Zek Parker, Louisville

1999 ALL-CONFERENCE FIRST TEAM OFFENSE

QB Chris Redman, Louisville
 RB Frank Moreau, Louisville
 RB Ketric Sanford, Houston
 OL Shedrick Blackmon, Southern Miss
 OL Greg Brown, Houston
 OL Anthony Byrd, Louisville
 OL Sherwin Lacewell, East Carolina
 OL Doug Rosfeld, Cincinnati
 TE Ibn Green, Louisville
 WR JaJuan Dawson, Tulane
 WR Arnold Jackson, Louisville

DEFENSE

DL Mike Gantous, Louisville
 DL Tramont Lawless, Memphis
 DL Cedric Scott, Southern Miss
 DL Adalius Thomas, Southern Miss
 LB Pernel Griffin, East Carolina
 LB Jeff Kerr, East Carolina
 LB T.J. Slaughter, Southern Miss
 DB Leo Barnes, Southern Miss
 DB Rodregis Brooks, UAB
 DB Kenny Hill, Houston
 DB Mike James, Houston

SPECIAL TEAMS

PK Ryan White, Memphis
 P Andrew Bayes, East Carolina
 RS Rodregis Brooks, UAB

ALL-CONFERENCE SECOND TEAM OFFENSE

QB David Garrard, East Carolina
 RB Robert Cooper, Cincinnati
 RB Derrick Nix, Southern Miss
 OL Jerry Godfrey, Tulane
 OL Mark Grivna, Louisville
 OL Josh Lovelady, Houston
 OL Dustin Plumadore, Army
 OL Tim Seymour, Memphis
 TE Shaun Castillo, Army
 WR Sherrod Gideon, Southern Miss
 WR Todd Pinkston, Southern Miss

DEFENSE

DL Nikia Adderson, Houston
 DL Mbayo Ahmadu, East Carolina
 DL Marcus Bell, Memphis
 DL DeQuincy Scott, Southern Miss
 LB Wayne Rogers, Houston
 LB Kamal Shakir, Memphis
 LB Ty Trahan, Southern Miss
 LB Lyle Weaver, Army
 DB Forrest Foster, East Carolina
 DB DeJuan Gossett, Cincinnati
 DB Kevin Monroe, East Carolina
 DB Terrance Parrish, Southern Miss

SPECIAL TEAMS

P Seth Marler, Tulane
 P Adam Wulfreck, Cincinnati
 RS Keith Stokes, East Carolina

1998 ALL-CONFERENCE FIRST TEAM OFFENSE

QB Shaun King, Tulane
 RB Leroy Collins, Louisville
 RB Derrick Nix, Southern Miss
 OL Danny Moore, East Carolina
 OL Henry McClendon, Southern Miss
 OL Rick Nord, Louisville
 OL Bernard Robertson, Tulane
 OL Brian Uhl, Cincinnati
 TE Ibn Green, Louisville
 WR Arnold Jackson, Louisville
 WR Sherrod Gideon, Southern Miss

DEFENSE

DL Marquis Bowling, Memphis
 DL Roderick Coleman, East Carolina
 DL Travis Darden, East Carolina
 DL Adalius Thomas, Southern Miss
 LB Jeff Kerr, East Carolina
 LB T.J. Slaughter, Southern Miss
 LB Ty Trahan, Southern Miss
 DB Michael Jordan, Tulane
 DB Mike McKenzie, Memphis
 DB Kenny Dale Rowland, Army
 DB Antonio Rowndtree, Louisville

SPECIAL TEAMS

PK Ryan White, Memphis
 P Graham White, Army
 RS Rod Richardson, Army

ALL-CONFERENCE SECOND TEAM OFFENSE

QB Chris Redman, Louisville
 RB Gerard Arnold, Memphis
 RB Ketric Sanford, Houston

OL Wilbert Brown, Houston
 OL Jerry Godfrey, Tulane
 OL O'Lester Pope, Southern Miss
 OL Neil Ravitz, Army
 OL Ron Sells, Memphis
 TE Buck Collins, East Carolina
 WR JaJuan Dawson, Tulane
 WR P.J. Franklin, Tulane

DEFENSE

DL Mike Gantous, Louisville
 DL Louis Hampton, Houston
 DL Dennis O'Sullivan, Tulane
 DL Cedric Scott, Southern Miss
 LB Hassan Champion, Cincinnati
 LB Bud Herring, Louisville
 LB Brett Timmons, Tulane
 DB Jose Gonzalez, Southern Miss
 DB Mike James, Houston
 DB DaShone Mallard, Southern Miss
 DB Kelvin Suggs, East Carolina

SPECIAL TEAMS

PK Eric Olsen, Army
 P Andrew Bayes, East Carolina
 RS Ketric Sanford, Houston

1997

ALL-CONFERENCE FIRST TEAM OFFENSE

QB Shaun King, Tulane
 RB Toney Converse, Tulane
 RB Harold Shaw, Southern Miss
 OL Jason Fabini, Cincinnati
 OL Ben Fricke, Houston
 OL Cory Geason, Tulane
 OL Kasey Keith, Southern Miss
 OL Danny Moore, East Carolina
 TE Ibn Green, Louisville
 WR JaJuan Dawson, Tulane
 WR Sherrod Gideon, Southern Miss

DEFENSE

DL Robert Brown, Southern Miss
 DL Marquis Bowling, Memphis
 DL Kendrick Gholston, Louisville
 DL Adalius Thomas, Southern Miss
 LB Phillip Curry, Cincinnati
 LB Brad Jackson, Cincinnati
 LB Marchant Kenney, Southern Miss
 DB Tinker Keck, Cincinnati
 DB Mike McKenzie, Memphis
 DB Perry Phenix, Southern Miss
 DB Patrick Surtain, Southern Miss

SPECIAL TEAMS

PK Brad Palazzo, Tulane
 P Brad Hill, Tulane
 RS Tinker Keck, Cincinnati

ALL-CONFERENCE SECOND TEAM OFFENSE

QB Lee Roberts, Southern Miss
 RB Gerard Arnold, Memphis
 RB Ketric Sanford, Houston
 OL Pierre Brilliant, Cincinnati
 OL Daniel Gomez, Memphis
 OL Rick Nord, Louisville
 OL Henry McClendon, Southern Miss
 OL Brian Uhl, Cincinnati
 TE Terry Hardy, Southern Miss
 WR P.J. Franklin, Tulane
 WR Miguel Montano, Louisville

DEFENSE

DL Terence Cook, Tulane
 DL Keaton Cromartie, Tulane
 DL Derrick Ransom, Cincinnati
 DL Leonta Rheams, Houston
 LB Roderick Coleman, East Carolina
 LB Jeff Kerr, East Carolina
 LB Terry Rice-Lockett, Louisville
 DB Jamaal Alexander, Southern Miss
 DB Courtney Dinkins, Louisville
 DB Dwight Henry, East Carolina
 DB Michael Jordan, Tulane

SPECIAL TEAMS

PK Sebastian Villarreal, Houston
 P Andrew Bayes, East Carolina
 RS Eric Booth, Southern Miss

1996

ALL-CONFERENCE FIRST TEAM OFFENSE

QB Chuck Clements, Houston
 RB Eric Booth, Southern Miss
 RB Antowain Smith, Houston
 OL Cyril Brockmeier, Tulane
 OL Leroy DeWitt, Southern Miss
 OL Jason Fabini, Cincinnati
 OL Ben Fricke, Houston
 OL Marcus Spriggs, Houston
 TE Cory Geason, Tulane
 WR Damion Johnson, Houston
 WR Kendrick Lee, Southern Miss

DEFENSE

DL Darrius Felder, Cincinnati
 DL Jeff Posey, Southern Miss
 DL Carl Powell, Louisville
 DL Cedric Walthaw, Southern Miss
 LB Richard Hogans, Memphis
 LB Marchant Kenney, Southern Miss
 LB Tyrus McCloud, Louisville
 DB Sam Garnes, Cincinnati
 DB Sam Madison, Louisville
 DB D. Montgomery, Houston
 DB Patrick Surtain, Southern Miss

SPECIAL TEAMS

PK Eric Richards, Cincinnati
 P Steve Smith, Cincinnati
 RS Eric Booth, Southern Miss

ALL-CONFERENCE SECOND TEAM OFFENSE

QB Lee Roberts, Southern Miss
 RB Daryl Royal, Cincinnati
 RB Ketric Sanford, Houston
 OL Will Carlisle, Tulane
 OL Joel Dolinski, Cincinnati
 OL Steve Mistic, Louisville
 OL Darryl Terrell, Southern Miss
 OL Brian Uhl, Cincinnati
 TE Terry Hardy, Southern Miss
 WR Miguel Montano, Louisville
 WR Charles West, Houston

DEFENSE

DL Kendrick Gholston, Louisville
 DL Joel Locker, Tulane
 DL Leland Taylor, Louisville
 DL Tony Williams, Memphis
 LB Phillip Curry, Cincinnati
 LB Brad Jackson, Cincinnati
 LB Derrick Singleton, Tulane
 DB Rico Clark, Louisville
 DB Chris Hewitt, Cincinnati
 DB Perry Phenix, Southern Miss
 DB Keith Spann, Memphis

SPECIAL TEAMS

PK Ted Lane, Memphis
 P Jeremy Borseth, Louisville
 RS Jeff Ligon, Tulane

1995

Conference USA selected football award winners throughout the 1995 season to promote Conference USA football even though the official inaugural season began in 1996. The 1995 awards were specifically referred to as the "All-Star Team" and included first and second teams and Offensive, Defensive and Special Teams Players of the Year. While these awards are valid and kept on record, the following notation should be made in any reference to these awards.

Note: Conference USA gave these awards prior to the first official season of football.

ALL-STAR FIRST TEAM OFFENSE

QB Marty Lowe, Louisville
 RB Calvin Arrington, Louisville
 RB Chris Buckhalter, Southern Miss
 OL Jason Fabini, Cincinnati
 OL Jimmy Herndon, Houston
 OL Roman Oben, Louisville
 OL Steve Schuler, Tulane
 OL Jason Stinson, Louisville

TE Cory Geason, Tulane
 WR Fred Brock, Southern Miss
 WR Robert Tate, Cincinnati

DEFENSE

DL Bryan Barnett, Memphis
 DL Tim Bell, Southern Miss
 DL Darrius Felder, Cincinnati
 DL Kendrick Gholston, Louisville
 LB Alan Campos, Louisville
 LB Brad Jackson, Cincinnati
 LB Tyrus McCloud, Louisville
 DB Sam Garnes, Cincinnati
 DB Sam Madison, Louisville
 DB Rod Thomas, Southern Miss
 DB Jerome Woods, Memphis

SPECIAL TEAMS

PK Chris Pierce, Southern Miss
 KR Robert Tate, Cincinnati

ALL-STAR SECOND TEAM OFFENSE

QB Chuck Clements, Houston
 RB Orlando Smith, Cincinnati
 RB Jamaican Dartez, Tulane
 OL Cyril Brockmeier, Tulane
 OL Shawn Kries, Louisville
 OL Jamie Lemire, Cincinnati
 OL Ken Newton, Memphis
 OL Darryl Terrell, Southern Miss
 TE Mike Bogan, Louisville
 WR Miguel Montano, Louisville
 WR Charles West, Houston
 PK Eric Richards, Cincinnati

DEFENSE

DL Robert Brown, Southern Miss
 DL Keith Cook, Tulane
 DL Carl Powell, Louisville
 DL Tony Williams, Memphis
 LB Muhammed El-Muburak, Cincinnati
 LB Richard Hogans, Memphis
 LB Albert McRae, Southern Miss
 DB Cedric Anderson, Tulane
 DB Rico Clark, Louisville
 DB Derrick Hervey, Southern Miss
 DB Chris Hewitt, Cincinnati
 P Steve Smith, Cincinnati

SPECIAL TEAMS

KR Chris Buckhalter, Southern Miss

INDIVIDUAL AWARDS

OFFENSIVE PLAYER OF THE YEAR

2006 Kevin Kolb, QB, Houston
 2005 DeAngelo Williams, RB, Memphis
 2004 Stefan LeFors, QB, Louisville
 DeAngelo Williams, RB, Memphis
 2003 DeAngelo Williams, RB, Memphis
 2002 Dave Ragone, QB, Louisville
 2001 Dave Ragone, QB, Louisville
 2000 Dave Ragone, QB, Louisville
 1999 Chris Redman, QB, Louisville
 1998 Shaun King, QB, Tulane
 1997 Shaun King, QB, Tulane
 1996 Antowain Smith, RB, Houston
 1995 Robert Tate, WR, Cincinnati

DEFENSIVE PLAYER OF THE YEAR

2006 Albert McClellan, DL, Marshall
 Nick Bunting, LB, Tulsa
 2005 Kevis Coley, LB, Southern Miss
 2004 Michael Boley, LB, Southern Miss
 2003 Rod Davis, LB, Southern Miss
 2002 LaMarcus McDonald, LB, TCU
 2001 Dewayne White, DE, Louisville
 2000 Wayne Rogers, LB, Houston
 Cedric Scott, DE, Southern Miss
 1999 Adalius Thomas, DE, Southern Miss
 1998 Adalius Thomas, DE, Southern Miss
 1997 Patrick Surtain, CB, Southern Miss
 1996 Tyrus McCloud, LB, Louisville
 1995 Tyrus McCloud, LB, Louisville

SPECIAL TEAMS PLAYER OF THE YEAR

2006 Johnnie Lee Higgins, KR/PR, UTEP
 2005 Stephen Gostkowski, K, Memphis

2004 John Eubanks, KR, Southern Miss
 2003 Nick Browne, K, TCU
 2002 Broderick Clark, KR, Louisville
 2001 Seth Marler, K, Tulane
 2000 Jonathan Ruffin, K, Cincinnati
 1999 Rodregis Brooks, PR, UAB
 1998 Ryan White, K, Memphis
 1997 Tinker Keck, PR, Cincinnati
 1996 Jeff Ligon, KR, Tulane
 1995 Robert Tate, KR, Cincinnati

COACH OF THE YEAR

2006 Art Briles, Houston
 Todd Graham, Rice
 2005 George O'Leary, UCF
 2004 Bobby Petrino, Louisville
 2003 Jeff Bower, Southern Miss
 2002 Gary Patterson, TCU
 2001 John L. Smith, Louisville
 2000 John L. Smith, Louisville
 1999 Jeff Bower, Southern Miss
 1998 Tommy Bowden, Tulane
 1997 Jeff Bower, Southern Miss
 1996 Kim Helton, Houston

FRESHMAN OF THE YEAR

2006 Justin Willis, QB, SMU
 2005 Kevin Smith, RB, UCF
 2004 Brian Brohm, QB, Louisville
 2003 Kevin Kolb, QB, Houston
 2002 Lonta Hobbs, RB, TCU
 2001 Gino Guidugli, QB, Cincinnati
 2000 Melwede Moore, Tulane
 1999 LaDaris Vann, WR, Cincinnati
 Travis Anglin, QB, Memphis
 1998 Derrick Nix, RB, Southern Miss
 1997 Jason McKinley, QB, Houston
 1996 Ketric Sanford, RB/KR, Houston

ALL-FRESHMAN

2006 OFFENSE

QB Justin Willis, SMU
 RB Damion Fletcher, Southern Miss
 RB James Mapps, SMU
 OL Terrence Campbell, East Carolina
 OL Jeremy DeVane, UCF
 OL Cory Dowless, East Carolina
 OL Nick Landry, Tulane
 OL Jake Seitz, UAB
 TE Cody Slate, Marshall
 WR Emmanuel Sanders, SMU
 WR Duke Calhoun, Memphis
 WR Rashad Slaughter, UAB

DEFENSE

DL Anthony Egbuniwe, Tulsa
 DL Greg Terrell, Memphis
 DL Troy Wilson, Tulane
 DL Scotty Robinson, East Carolina
 LB Van Eskridge, East Carolina
 LB Terrance Garmon, Rice
 LB Gerald McRath, Southern Miss
 DB Zearrick Matthews, Marshall
 DB Bryan McCann, SMU
 DB Eddie Hicks, Southern Miss
 DB Braxton Brink, UTEP
 DB Brandon Armyk, Houston

SPECIAL TEAMS

PK Clark Fangmeier, Rice
 KR Emmanuel Sanders, SMU
 PR Rashad Slaughter, UAB
 LS Sam Bennett, SMU

2005 OFFENSE

QB Chase Clement, Rice
 RB DeMyron Martin, SMU
 RB Kevin Smith, UCF
 OL Brandon Pearce, Memphis
 OL Austin Wilkinson, Rice
 OL Michael Parenton, Tulane
 OL L.J. Anderson, UCF
 OL Patrick Brown, UCF
 OL Robby Felix, UTEP
 TE Shawn Nelson, Southern Miss
 WR Maurice Jones, Memphis
 WR Jarett Dillard, Rice
 WR Cary Koch, Tulane



DEFENSE

DL Cody Pree, Houston
DL Phillip Hunt, Houston
DL Albert McClellan, Marshall
DL Moton Hopkins, Tulsa
DL James Olalekan, UTEP
LB Cody Lubojasky, Houston
LB Kris Guyton, UAB
LB Jordan Richards, UCF
DB Kenneth Fontenette, Houston
DB Roy Roberts, Tulsa
DB Joe Burnett, UCF
DB Jason Venson, UCF

SPECIAL TEAMS

PK Ben Bell, Houston
P Marty Biagi, Marshall
KR Jessie Henderson, SMU
PR Joe Burnett, UCF

2004**OFFENSE**

QB Brian Brohm, Louisville
RB Matt Forte, Tulane
RB Chris Johnson, East Carolina
OL Byron Alfred, Houston
OL SirVincent Rogers, Houston
OL Chris Clark, Southern Miss
OL Aryan Barto, Tulane
TE Doug Jones, Cincinnati
WR Jeremy Trimble, Army
WR Donnie Avery, Houston
WR Johnny Peyton, USF

DEFENSE

DL Anthony Hoke, Cincinnati
DL Martavious Prince, Southern Miss
DL Tommy Blake, TCU
DL Antonio Harris, Tulane
LB Durwin Lamb, East Carolina
LB Greg Hinds, Memphis
LB Ben Moffit, USF
DB Caleb Campbell, Army
DB Rocky Schwartz, Houston
DB Danny Verpaele, USF
DB Durrell Fuqua, UAB

SPECIAL TEAMS

PK Arthur Carmody, Louisville
KR Chris Johnson, East Carolina
PR Travis Williams, East Carolina

2003**OFFENSE**

QB Kevin Kolb, Houston
RB Michael Bush, Louisville
RB Robert Merrill, TCU
OL Blake Butler, Memphis
OL Travis Cooley, Southern Miss
OL Renardo Foster, Louisville
OL Derek Rogers, Tulane
OL Herbert Taylor, TCU
TE Josh Coffman, East Carolina
WR Leonard Gibson, Houston
WR Cory Rodgers, TCU

DEFENSE

DL Greg Casnave, Southern Miss
DL Billy Harrison, Tulane
DL Marquay Love, Houston
DL Jermaine McElveen, UAB
LB Kelvin Johnson, Tulane
LB Wade Koehl, Houston
LB Stephen Nicholas, USF
DB William Gay, Louisville
DB Erode Jean, East Carolina
DB Israel Route, Tulane
DB Ricky Wilson, Houston

SPECIAL TEAMS

PK Darren McCaleb, Southern Miss
P Ryan Dougherty, East Carolina
KR Ricky Wilson, Houston
PR Cory Rodgers, TCU

2002**OFFENSE**

QB Darrell Hackney, UAB
RB Lonta Hobbs, TCU
RB DeAngelo Williams, Memphis
OL Travis Leffew, Louisville
OL Chris McGee, Tulane
OL Roy Swan, Houston
OL Matt Traina, Tulane
OL Joel Yakovac, Cincinnati
TE John Doucette, Memphis
WR Joshua Tinch, Louisville
WR Damarcus Davis, Tulane

DEFENSE

DL Matthew Bentley, Houston
DL Kade Lane, Houston
DL Ranorris Ray, TCU
DL Guy Whimper, East Carolina
LB Anthony Cannon, Tulane
LB Chris Moore, East Carolina
DB Julius Wainwright, UAB
DB O.C. Collins, Memphis
DB John Eubanks, Southern Miss
DB Reicko Jones, East Carolina
DB Sean Lucas, Tulane

SPECIAL TEAMS

PK Stephen Gostkowski, Memphis
P Chet Ervin, Cincinnati
KR Broderick Clark, Louisville

2001**OFFENSE**

QB Gino Guidugli, Cincinnati
RB Theron Dudley, UAB
RB James Walley, Southern Miss
OL Andy Galloway, UAB
OL Drew Harmon, Memphis
OL Jeremy Parquet, Southern Miss
OL Myron Powe, Southern Miss
OL Kyle Takavitz, Cincinnati
TE Bobby Hoover, Tulane
WR Chris Johnson, Southern Miss
WR Darron White, Memphis

DEFENSE

DL Jay Ashton, Tulane
DL Andre Frazier, Cincinnati
DL Bobby Leffew, Louisville
DL Skylor Magee, Southern Miss
LB Tra Boger, Tulane
LB Brandon Spincer, Tulane
LB Darrius Taylor, UAB
DB Ronnie Gallishaw, Louisville
DB Marvin Godbolt, TCU
DB Doug Monaghan, Cincinnati
DB Jermain Woodard, Houston

SPECIAL TEAMS

PK Nick Hayes, UAB
P James Gaither, Memphis
RS Marvin Townes, East Carolina

2000**OFFENSE**

QB J.P. Losman, Tulane
RB Jeremiah Bonds, Memphis
RB Mewelde Moore, Tulane
OL Brendon Drysdale, Tulane
OL Jim Hicks, Southern Miss
OL Al James, Houston
OL Brian Rimpf, East Carolina
OL Josh Shneyderov, Cincinnati
TE Richard Owens, Louisville
WR Kenneth Johnson, Southern Miss
WR Roydell Williams, Tulane

DEFENSE

DL Odene Brathwaite, Army
DL Lonnie Crayton, Tulane
DL Terrell Paul, Southern Miss
DL Josh Tubbs, Houston
DL Dewayne White, Louisville
LB Rod Davis, Southern Miss
LB Vonta Leach, East Carolina
LB Coot Terry, Memphis
DB Greg Brooks, Southern Miss
DB Jason Brown, Memphis

DB Lynaris Elpheage, Tulane
DB Heard Robinson, Houston

SPECIAL TEAMS

K Wade Tydlacka, Louisville
RS Kenneth Johnson, Southern Miss

1999**OFFENSE**

QB Travis Anglin, Memphis
RB P.J. Mays, Cincinnati
RB Jeff "Sugar" Sanders, Memphis
OL Jeremy Bridges, Southern Miss
OL Trey Eyre, Memphis
OL Josh Gardner, Cincinnati
OL Zeb Landers, Southern Miss
OL Torrin Tucker, Southern Miss
TE Buck Miciotto, Southern Miss
WR LaDaris Vann, Cincinnati
WR Brandon Middleton, Houston

DEFENSE

DL Derrick Adams, Cincinnati
DL Floyd Dorsey, Tulane
DL Michael Josiah, Louisville
DL Chad Lee, Louisville
LB Michael Brown, Louisville
LB Jason Frazier, Army
LB Joe Henley, Southern Miss
DB Anthony Adams, East Carolina
DB Quentin Brown, Tulane
DB Ivan Fields, Houston
DB Anthony Floyd, Louisville

SPECIAL TEAMS

K Seth Marler, Tulane
K Kevin Miller, East Carolina
P Chris Sivori, Louisville

1998**OFFENSE**

QB David Garrard, East Carolina
RB DeMarco McCleskey, Cincinnati
RB Derrick Nix, Southern Miss
OL Kirt Doolin, Cincinnati
OL Artis Hicks, Memphis
OL Corey Sewell, Tulane
OL David Sherrad, Memphis
OL Torie Taulli, Tulane
TE Jonathan Pritchett, Houston
WR Terrell Harris, Tulane
WR Zander Robinson, Tulane

DEFENSE

DL Andre Arnold, Memphis
DL Ryan Brewer, Tulane
DL Jeremy Griffith, Houston
DL Ben Peining, Cincinnati
LB Pernell Griffin, East Carolina
LB Arthur Gissendanner, Houston
LB Tony Stallings, Louisville
DB Danny Adams, Cincinnati
DB Idrees Bashir, Memphis
DB Meldon Barnes, Tulane
DB Jason Parker, Houston

SPECIAL TEAMS

PK Ryan White, Memphis
P Adam Wulfeck, Cincinnati
RS Leif Penn, Houston

1997**OFFENSE**

QB Jason McKinley, Houston
RB Toney Converse, Tulane
RB Jamie Wilson, East Carolina
OL James Bell, East Carolina
OL Josh Lovelady, Houston
OL Joe O'Shaughnessy, Louisville
OL Bernard Robertson, Tulane
OL Charles Caldwell, Tulane
TE Reid Hedgepeth, Memphis
WR Marcellus Harris, East Carolina
WR Orlando Iglesias, Houston

DEFENSE

DL Braxton Anderson, Louisville
DL Marcus Bell, Memphis
DL DeQuincy Scott, Southern Miss
DL John Nix, Southern Miss
LB Rashad Harris, Louisville

LB Bud Herring, Louisville
LB Kamal Shakir, Memphis
DB DeJuan Gossett, Cincinnati
DB Corey Jones, Tulane
DB Warren St. Junious, Tulane
DB Kendall Williams, Houston

SPECIAL TEAMS

PK Jason Mammarelli, Cincinnati
RS Marcellus Harris, East Carolina

1996**OFFENSE**

QB Chris Redman, Louisville
RB Robert Cooper, Cincinnati
RB Ketric Sanford, Houston
OL Ken Biggs, Cincinnati
OL Shederick Blackmon, Southern Miss
OL Anthony Byrd, Louisville
OL Tavares Middlebrooks, Memphis
OL Truett Novosad, Houston
TE Scott Regimbald, Houston
WR Damien Dodson, Memphis
WR Sherrad Gideon, Southern Miss

DEFENSE

DL Mike Gantous, Louisville
DL Derrick Kennedy, Louisville
DL Mike Knepper, Houston
DL Adalius Thomas, Southern Miss
LB Micah Malone, Houston
LB Caspor Stiles, Memphis
LB Derrick Perry, Tulane
DB Courtney Dinkins, Louisville
DB Kevin Dukes, Tulane
DB William Fields, Houston
DB Mike McKenzie, Memphis

SPECIAL TEAM

SP Jamie Purser, Southern Miss
RS Ketric Sanford, Houston

PLAYERS OF THE WEEK**2006****OFFENSE**

S5 Kevin Kolb, QB, Houston
S11 Johnnie Lee Higgins, WR, UTEP
S18 Damion Fletcher, RB, Southern Miss
Matt Forte, RB, Tulane
S25 Kevin Kolb, QB, Houston
O2 Chase Clement, QB, Rice
O9 Lester Ricard, QB, Tulane
O16 Jarett Dillard, WR, Rice
O23 Ahmad Bradshaw, RB, Marshall
O30 Lester Ricard, QB, Tulane
N6 Quinton Smith, RB, Rice
N13 Anthony Alridge, RB, Houston
N20 Ahmad Bradshaw, RB, Marshall
N27 Jarett Dillard, WR, Rice

DEFENSE

S5 Quintin Demps, DB, UTEP
S11 Chris Felder, S, UAB
S18 Kasey Ross, CB, East Carolina
S25 Moton Hopkins, DE, Tulsa
O2 Adrian Haywood, DT, SMU
O9 Joe Henderson, LB, UAB
O16 Devin Lowery, DB, SMU
O23 Marquay Love, NT, Houston
O30 Chris Chamberlain, LB, Tulsa
N6 Matt Couch, LB, Marshall
N13 Phillip Hunt, DE, Houston
N20 Israel Route, CB, Tulane
N27 Brian Raines, LB, Rice

SPECIAL TEAMS

S5 Marquay Love, DT, Houston
S11 Ben Bell, K, Houston
S18 Darren McCaleb, K, Southern Miss
S25 Justin Laird, P, Houston
O2 Jessie Henderson, KR, SMU
O9 Ryan Dougherty, P, East Carolina
O16 Johnnie Lee Higgins, PR, UTEP
O23 Ben Bell, K, Houston
O30 Chris Johnson, KR, East Carolina
N6 Jon Moravec, DB, Marshall
N13 Robert Lee, K, East Carolina
N20 Clark Fangmeier, K, Rice
N27 Michael Grandberry, KR, Memphis

2005 OFFENSE

S6 James Pinkney, East Carolina
S12 DeMyron Martin, SMU
S19 Johnnie Lee Higgins, UTEP
S26 Garrett Mills, Tulsa
O3 DeAngelo Williams, Memphis
O10 James Pinkney, East Carolina
Jerad Romo, SMU
O17 Dustin Almond, Southern Miss
O24 DeAngelo Williams, Memphis
O31 Mike Walker, UCF
N7 Darrell Hackney, UAB
N14 John Wall, Rice
N21 Reggie Lindsey, UAB
N28 James Pinkney, East Carolina

DEFENSE

S6 Thomas Howard, UTEP
S12 Jamey Harper, SMU
S19 Anthony Germany, Tulsa
S26 Paul Carrington, UCF
O3 Derek Clinin, Memphis
O10 Joe Sturdivant, SMU
O17 Pierre Parker, East Carolina
O24 Bobby Klinck, Tulsa
O31 Dennis Thornton, Marshall
Augustus Ashley, UCF
N7 Joe Sturdivant, SMU
N14 Kade Lane, Houston
N21 Jason Venson, UCF
N28 Adrian Hayward, SMU

SPECIAL TEAMS

S6 Markeith McQueen, East Carolina
S12 Brad DeVault, Tulsa
S19 Reagan Schneider, UTEP
S26 Sean Lucas, Tulane
O3 Daren McCaleb, Southern Miss
O10 Chris McMurtray, SMU
O17 Ivan Clark, Marshall
Ashlan Davis, Tulsa
O24 Vincent Marshall, Houston
O31 Chubb Small, Marshall
N7 Reagan Schneider, UTEP
N14 Matt Prater, UCF
N21 Chris McMurtray, SMU
N28 Stephen Gostkowski, Memphis

2004 OFFENSE

S7 Tye Gunn, TCU
S13 Richard Hall, Cincinnati
S20 Anthony Evans, Houston
S27 Darrell Hackney, UAB
O4 DeAngelo Williams, Memphis
O11 Tielor Robinson, Army
O18 Carlton Jones, Army
O25 Lester Ricard, Tulane
N1 James Pinkney, East Carolina
N8 Gino Guidugli, Cincinnati
N15 DeAngelo Williams, Memphis
N22 Gino Guidugli, Cincinnati
N29 Richard Irvin, Tulane
D6 Stefan LeFors, Louisville

DEFENSE

S7 Kerry Rhodes, Louisville
S13 Michael Boley, Southern Miss
S20 Wesley Smith, Memphis
S27 Trent Cole, Cincinnati
O4 Michael Boley, Southern Miss
O11 Jonathan Lewis, Army
O18 Greg Washington, Army
O25 Michael Boley, Southern Miss
N1 Andre Frazier, Cincinnati
N8 Will Gulley, Houston
N15 Zac Woodfin, UAB
N22 Marvin Godbolt, TCU
N29 Michael Boley, Southern Miss
D6 Trevis Coley, Southern Miss

SPECIAL TEAMS

S7 Brent Moody, Louisville
S13 Darren McCaleb, Southern Miss
S20 Stephen Gostkowski, Memphis
S27 Luke Johnson, Southern Miss
O4 Reggie Lindsey, UAB
O11 John Eubanks, Southern Miss
O18 Darron White, Memphis
O25 John Eubanks, Southern Miss

N1 Chet Ervin, Cincinnati
N8 Stephen Gostkowski, Memphis
N15 Scott Wesley, Army
N22 Nick Hayes, UAB
N29 Montrell Jones, Louisville
D6 Arthur Carmody, Louisville

2003 OFFENSE

S2 Ricky Madison, TCU
S8 Danny Wimprine, Memphis
S15 J.P. Losman, Tulane
S22 Kevin Kolb, Houston
S29 Richard Hall, Cincinnati
O6 Brandon Middleton, Houston
O13 Roddy White, UAB
O20 Marvin Townes, East Carolina
O27 Kevin Kolb, Houston
DeAngelo Williams, Memphis
N3 Danny Wimprine, Memphis
N10 Stefan LeFors, Louisville
N17 DeAngelo Williams, Memphis
N24 Dustin Almond, Southern Miss
D1 Anthony Evans, Houston

DEFENSE

S2 Lance Everson, Houston
S8 Etric Pruitt, Southern Miss
S15 Tra Boger, Tulane
S22 Trent Cole, Cincinnati
S29 Robert McCune, Louisville
O6 Michael Boley, Southern Miss
O13 Bo Schobel, TCU
O20 Kerry Rhodes, Louisville
Will Hyden, Memphis
O27 Justin Whitmore, UAB
N3 J.R. Reed, USF
N10 Rod Davis, Southern Miss
N17 Joe Clay, Houston
N24 Wesley Smith, Memphis
D1 J.R. Reed, USF

SPECIAL TEAMS

S2 Fred Smith, Tulane
S8 Stephen Gostkowski, Memphis
S15 Marvin Young, Southern Miss
S22 Nick Browne, TCU
S29 Nick Browne, TCU
O6 John Eubanks, Southern Miss
O13 Nick Browne, TCU
O20 Nick Browne, TCU
O27 Luke Johnson, Southern Miss
N3 Jhun Cook, UAB
N10 Marvin Young, Southern Miss
N17 Nick Browne, TCU
N24 Nick Hayes, UAB
D1 Dustin Bell, Houston

2002 OFFENSE

S3 Gino Guidugli, Cincinnati
S9 Derrick Nix, Southern Miss
S16 Derrick Nix, Southern Miss
S23 DeAngelo Williams, Memphis
S30 Dave Ragone, Louisville
O7 Art Brown, East Carolina
O14 Darrell Hackney, UAB
O21 Tye Gunn, TCU
O28 Dave Ragone, Louisville
J.P. Losman, Tulane
N4 Lonta Hobbs, TCU
N11 Joffrey Reynolds, Houston
N18 Darrell Hackney, UAB
N25 Mewelde Moore, Tulane
D2 Lonta Hobbs, TCU

DEFENSE

S3 Hanik Milligan, Houston
S9 Rod Davis, Southern Miss
S16 Kelly Hardy, East Carolina
S23 Blue Adams, Cincinnati
S30 Antwan Peek, Cincinnati
Etric Pruitt, Southern Miss
Chris Moore, East Carolina
O14 Dewayne White, Louisville
O21 Etric Pruitt, Southern Miss
O28 Thurman Pearson, UAB
N4 LaMarcus McDonald, TCU
N11 Andre Frazier, Cincinnati
N18 Chad Lee, Louisville

N25 Travis Heath, East Carolina
D2 Antwan Peek, Cincinnati

SPECIAL TEAMS

S3 Nick Browne, TCU
S9 Lynaris Elpheage, Tulane
S16 Dustin Bell, Houston
S23 Damien Dorsey, Louisville
S30 Nathan Smith, Louisville
O7 LaTarence Dunbar, TCU
O14 Seth Marler, Tulane
O21 Mark Haulman, Southern Miss
O28 Damien Dorsey, Louisville
N4 Nick Browne, TCU
N11 Broderick Clark, Louisville
N18 Christshawn Gilliam, East Carolina
N25 Seth Marler, Tulane
D2 Dustin Bell, Houston

2001 OFFENSE

S4 Dave Ragone, Louisville
S10 Gino Guidugli, Cincinnati
S24 Jeff Aaron, UAB
O1 Corey Connally, TCU
O8 Mewelde Moore, Tulane
O15 Dante Brown, Memphis
Patrick Ramsey, Tulane
O22 Sean Stille, TCU
O29 C.J. Young, Army
N5 Dave Ragone, Louisville
N12 Leonard Henry, East Carolina
N19 Deion Branch, Louisville
N26 Jon Olinger, Cincinnati
D3 Ardell Daniels, Army
Gino Guidugli, Cincinnati

DEFENSE

S4 Pernell Griffin, East Carolina
S10 Charlie Owens, TCU
S24 Greg LeFever, East Carolina
O1 Charlie Owens, TCU
O8 Derrick Ballard, Memphis
O15 Wesley Heath, Tulane
O22 Antwan Peek, Cincinnati
O29 Michael Brown, Louisville
N5 Dewayne White, Louisville
N12 Christshawn Gilliam, East Carolina
N19 Dewayne White, Louisville
N26 LaMarcus McDonald, TCU
D3 Antwan Peek, Cincinnati

SPECIAL TEAMS

S4 Nick Browne, TCU
S10 Marvin Townes, East Carolina
S24 Rhett Gallego, UAB
O1 Mark Haulman, Southern Miss
O8 Adam Wulfeck, Cincinnati
O15 Antwan Peek, Cincinnati
O22 Kevin Miller, East Carolina
O29 Wade Tydacka, Louisville
N5 Jonathan Ruffin, Cincinnati
N12 Anthony Floyd, Louisville
N19 Zek Parker, Louisville
N26 Nick Browne, TCU
D3 Omari Thompson, Army

2000 OFFENSE

S5 Tony Stallings, Louisville
S11 Brandon Middleton, Houston
S18 Joffrey Reynolds, Houston
S25 Patrick Ramsey, Tulane
O2 Mewelde Moore, Tulane
O9 Dave Ragone, Louisville
O16 Leonard Henry, East Carolina
O23 Michael Wallace, Army
O30 Dave Ragone, Louisville
N6 Dave Ragone, Louisville
N13 Patrick Ramsey, Tulane
N20 Patrick Ramsey, Tulane

DEFENSE

S5 Kelly Hardy, East Carolina
S11 Troy Evans, Cincinnati
S18 Ray Walls, Southern Miss
S25 Idrees Bashir, Memphis
O2 Leo Barnes, Southern Miss
O9 Kamal Shakir, Memphis
O16 Rashad Harris, Louisville
O23 Wayne Rogers, Houston

O30 Roy Magee, Southern Miss
Wayne Rogers, Houston
N6 Anthony Floyd, Louisville
N13 Ivan Fields, Cincinnati
N20 Gerry Ruff, Cincinnati

SPECIAL TEAMS

S5 Jonathan Ruffin, Cincinnati
S11 Jason Mammarelli, Cincinnati
S18 Ryan White, Memphis
S25 Casey Rousel, Tulane
Rhett Gallego, UAB
O2 Rhett Gallego, UAB
O9 Roxie Shelvin, Tulane
O16 Mark Haulman, Southern Miss
O23 Kevin Miller, East Carolina
O30 Rhett Gallego, UAB
N6 Omari Thompson, Army
N13 Keith Stokes, East Carolina
N20 Jonathan Ruffin, Cincinnati

1999 OFFENSE

S7 Chris Redman, Louisville
S13 Patrick Ramsey, Tulane
S20 Patrick Ramsey, Tulane
S27 David Garrard, East Carolina
O4 David Garrard, East Carolina
O11 Michael Wallace, Army
O18 Ketric Sanford, Houston
O25 Lavell Boyd, Louisville
N1 Robert Cooper, Cincinnati
N8 Ketric Sanford, Houston
N15 Jason McKinley, Houston
N22 David Garrard, East Carolina

DEFENSE

S7 Mike James, Houston
S13 Forrest Foster, East Carolina
S20 Eddie Johnson, Cincinnati
S27 T.J. Slaughter, Southern Miss
O4 Pernell Griffin, East Carolina
O11 Leo Barnes, Southern Miss
O18 Leo Barnes, Southern Miss
Wayne Rogers, Houston
O25 Adalius Thomas, Southern Miss
N1 Anthony Adams, East Carolina
N8 Rodregis Brooks, UAB
N15 Marcus Bell, Memphis
N22 Ty Trahan, Southern Miss

SPECIAL TEAMS

S7 Kevin Miller, East Carolina
S13 Roy Magee, Southern Miss
S20 Andrew Bayes, East Carolina
S27 Ryan White, Memphis
O4 Kevin Miller, East Carolina
O11 Ryan White, Memphis
O18 Seth Marler, Tulane
O25 Andrew Bayes, East Carolina
N1 Ryan White, Memphis
N8 Jake Ariens, UAB
N15 Keith Stokes, East Carolina
N22 Brent Hanna, Southern Miss

1998 OFFENSE

S7 P.J. Franklin, Tulane
S14 Shaun King, Tulane
S21 Leroy Collins, Louisville
S28 Chris Redman, Louisville
O5 Chris Redman, Louisville
O12 Derrick Nix, Southern Miss
O19 Chris Redman, Louisville
O26 Shaun King, Tulane
N2 Leroy Collins, Louisville
N9 Shaun King, Tulane
N16 Chris Redman, Louisville
N23 David Garrard, East Carolina

DEFENSE

S7 Brett Timmons, Tulane
S14 Nate Hunterton, Army
S21 Kenny Dale Rowland, Army
S28 Ty Trahan, Southern Miss
O5 Alphonso Roundtree, Tulane
O12 Lyle Weaver, Army
O19 Shawn Ferguson, Cincinnati
O26 Ty Trahan, Southern Miss
N2 David Williams, Houston
N9 Jeff Kerr, East Carolina

- N16 T.J. Slaughter, Southern Miss
 N23 Meldon Barnes, Tulane

SPECIAL TEAMS

- S7 Arthur Gissendanner, Houston
 S14 Graham White, Army
 S21 Eric Olsen, Army
 S28 Zek Parker, Louisville
 O5 Graham White, Army
 O12 Brandon Francis, Southern Miss
 O19 Ryan White, Memphis
 O26 Mike Smith, Houston
 N2 Louis Hampton, Houston
 N9 Brad Palazzo, Tulane
 N16 John Wilson, Tulane
 N23 Jamie Purser, Southern Miss

1997 OFFENSE

- S1 Chad Plummer, Cincinnati
 S8 Shaun King, Tulane
 S15 Iln Green, Louisville
 S22 Lee Roberts, Southern Miss
 S29 Orlando Iglesias, Houston
 O6 Juan Dawson, Tulane
 O13 Shaun King, Tulane
 O20 Shaun King, Tulane
 O27 Jason McKinley, Houston
 N3 Frank Moreau, Louisville
 Harold Shaw, Southern Miss
 N10 Dan Gonzalez, East Carolina
 N17 Dan Gonzalez, East Carolina
 N24 Harold Shaw, Southern Miss

DEFENSE

- S1 Patrick Surtain, Southern Miss
 S8 Jamaal Alexander, Southern Miss
 S15 Roderick Coleman, East Carolina
 S22 Cincinnati Team
 S29 Artrell Hawkins, Cincinnati
 O6 Tinker Keck Cincinnati
 Adalius Thomas, Southern Miss
 O13 Marchant Kenney, Southern Miss
 O20 Vaughn Washington, Houston
 O27 Phillip Curry, Cincinnati
 N3 Dwight Henry, East Carolina
 N10 Keaton Cromartie, Tulane
 N17 Jeff Kerr, East Carolina
 N24 Michael Jordan, Tulane

SPECIAL TEAMS

- S1 Drew Paimore, Memphis
 S8 Andrew Bayes, East Carolina
 S15 Arnold Jackson, Louisville
 S22 Brad Hill, Tulane
 S29 Doug Johnson, Cincinnati
 O6 Tinker Keck, Cincinnati
 O13 Brad Palazzo, Tulane
 O20 Sebastian Villarreal, Houston
 O27 Tinker Keck, Cincinnati
 N3 Brad Palazzo, Tulane
 N10 Tinker Keck, Cincinnati
 N17 Don Haselwood, Memphis
 N24 P.J. Franklin, Tulane

1996 OFFENSE

- S2 Jerald Sowell, Tulane
 S9 Chad Plummer, Cincinnati
 S16 Antowain Smith, Houston
 S23 Chris Redman, Louisville
 S30 Daryl Royal, Cincinnati
 O7 Antowain Smith, Houston
 O14 Lee Roberts, Southern Miss
 O21 Chad Plummer, Cincinnati
 O28 Robert Cooper, Cincinnati
 N4 Sherrod Gideon, Southern Miss
 N11 Antowain Smith, Houston
 N18 Chuck Clements, Houston
 N25 Jerald Sowell, Tulane

DEFENSE

- S2 Cedric Walthaw, Southern Miss
 S9 Phillip Curry, Cincinnati
 S16 Richard Hogans, Memphis
 S23 Tony Williams, Memphis
 S30 Jeff Posey, Southern Miss
 O7 Louis Hampton, Houston
 Keith Spann, Memphis
 O14 Patrick Surtain, Southern Miss

- O21 Richard Hogans, Memphis
 Marchant Kenney, Southern Miss
 O28 Derrick Singleton, Tulane
 N4 Leland Taylor, Louisville
 N11 Tony Williams, Memphis
 N18 Houston Defense
 N25 Chris Hewitt, Cincinnati

SPECIAL TEAMS

- S2 Tony Esters, Louisville
 S9 Jeremy Borseth, Louisville
 S16 Kendrick Lee, Southern Miss
 S23 Drew Paimore, Memphis
 S30 Eric Richards, Cincinnati
 O7 Ted Lane, Memphis
 O14 David Akers, Louisville
 O21 Steve Smith, Cincinnati
 O28 Jeff Liggon, Tulane
 N4 Sebastian Villarreal, Houston
 N11 Kevin Cobb, Memphis
 N18 Eric Richards, Cincinnati
 N25 Robert Tate, Cincinnati

1995 OFFENSE

- S4 Robert Tate, Cincinnati
 S11 Heath Graham, Southern Miss
 S18 Jamaican Darte, Tulane
 S25 Charles West, Houston
 O2 Marty Lowe, Louisville
 O9 Chuck Clements, Houston
 O16 Joe Borich, Memphis
 O23 Antowain Smith, Houston
 O30 Robert Tate, Cincinnati
 N6 Marty Lowe, Louisville
 N13 Shaun King, Tulane
 N20 Miguel Montano, Louisville

DEFENSE

- S4 Derrick Singleton, Tulane
 S11 Alan Campos, Louisville
 S18 Brad Jackson, Cincinnati
 S25 Cedric Walthaw, Southern Miss
 O2 Sam Garnes, Cincinnati
 O9 Derrick Singleton, Tulane
 O16 Jerome Woods, Memphis
 O23 Muhammed El-Mubarak, Cincinnati
 O30 Richard Hogans, Memphis
 N6 Cedric Anderson, Tulane
 N13 Richard Hogans, Memphis
 N20 Brad Jackson, Cincinnati

SPECIAL TEAMS

- S4 Fred Brock, Southern Miss
 S11 Chris Pierce, Southern Miss
 S18 Chris Pierce, Southern Miss
 S25 Eric Richards, Cincinnati
 O2 Kendrick Hall, Southern Miss
 O9 Eric Richards, Cincinnati
 O16 Chris Pierce, Southern Miss
 O30 Brad Hill, Tulane
 N6 David Akers, Louisville
 N13 Robbie Wheeler, Houston
 N20 Robert Tate, Cincinnati

ALL-AMERICANS

2006

AFCA

- First Team
 WR - Johnnie Lee Higgins, UTEP

ASSOCIATED PRESS

- Second Team
 WR - Jarett Dillard, Rice
Third Team
 WR - Johnnie Lee Higgins, UTEP

CBSSPORTSLINE.COM

- Second Team
 WR - Jarett Dillard, Rice

COLLEGEFOOTBALLNEWS.COM

- Second Team
 PR - Johnnie Lee Higgins, UTEP
Third Team
 OT - George Batiste, Southern Miss

THE SPORTING NEWS

- Second Team
 WR - Jarett Dillard, Rice

WALTER CAMP

- Second Team
 WR - Jarett Dillard, Rice

FRESHMAN ALL-AMERICANS

COLLEGEFOOTBALLNEWS.COM

- Second Team
 RB - Damion Fletcher, Southern Miss
 LB - Gerald McRath, Southern Miss
Third Team
 QB - Justin Willis, SMU
 WR - Emmanuel Sanders, SMU
 K - Matt Reagan, Memphis
Honorable Mention
 WR - Duke Calhoun, Memphis
 OT - Terence Campbell, East Carolina

THE SPORTING NEWS

- First Team
 TE - Cody Slate, Marshall
 LB - Gerald McRath, Southern Miss
Second Team
 RB - Damion Fletcher, Southern Miss
 K - Matt Reagan, Memphis
Third Team
 QB - Justin Willis, SMU
Honorable Mention
 WR - Jeremy Williams, Tulane
 OT - Mike Aguayo, UTEP
 OT - Terence Campbell, East Carolina
 C - Jake Seitz, UAB
 DE - Scotty Robinson, East Carolina
 LB - Braxton Amy, UTEP
 LB - Andrew Sendejo, Rice
 K - Clark Fangmeier, Rice
 KR - Emmanuel Sanders, SMU

ESPN THE MAGAZINE ACADEMIC ALL-DISTRICT

- District III
 Kevin Roach, East Carolina

District IV

- Rusty Clayton, Memphis
 Brandon Patterson, Memphis

District VI

- Paul Smith, Tulsa
 Mike Mengers, Tulsa
 Biobebe Bilaye-Benibo, Rice
 Wade Koehl, Houston
 Stephen Daigle, Southern Miss

2005

ESPN THE MAGAZINE ACADEMIC ALL-AMERICAN

- First Team
 TE - Garrett Mills, Tulsa

AFCA

- First Team
 RB - DeAngelo Williams, Memphis

ASSOCIATED PRESS

- Second Team
 RB - DeAngelo Williams, Memphis
Third Team
 TE - Garrett Mills, Tulsa

CBSSPORTSLINE.COM

- First Team
 TE - Garrett Mills, Tulsa

COLLEGEFOOTBALLNEWS.COM

- Second Team
 RB - DeAngelo Williams, Memphis
Honorable Mention
 WR - Aundrae Allison, East Carolina
 TE - Garrett Mills, Tulsa
 PK - Darren McCaleb, Southern Miss
 PK - Stephen Gostkowski, Memphis
 KR - Jessie Henderson, SMU

SI.COM

- First Team
 TE - Garrett Mills, Tulsa
Second Team
 RB - DeAngelo Williams, Memphis
Third Team
 LB - Kevis Coley, Southern Miss
 K - Stephen Gostkowski, Memphis
 K - Darren McCaleb, Southern Miss
 P - Luke Johnson, Southern Miss

WALTER CAMP

- First Team
 RB - DeAngelo Williams, Memphis
Second Team
 TE - Garrett Mills, Tulsa

COLLEGE FOOTBALLNEWS.COM FRESHMAN

- First Team
 DB - Joe Burnett, UCF
 PR - Joe Burnett, UCF
Second Team
 TE - Shawn Nelson, Southern Miss
Third Team
 S - Jason Venson, UCF
 PR - Jessie Henderson, SMU

FWAA/SCRIPPS FRESHMAN

- First Team
 OL - Robby Felix, UTEP
 DB - Joe Burnett, UCF

SPORTING NEWS FRESHMAN

- Third Team
 TE - Shawn Nelson, Southern Miss
 DB - Joe Burnett, UCF
 PR - Joe Burnett, UCF
Honorable Mention
 RB - DeMyron Martin, SMU
 RB - Kevin Smith, UCF
 TE - Jamar Hunt, UTEP
 OL - Robby Felix, UTEP
 OL - Austin Wilkinson, Rice
 DE - Moton Hopkins, Tulsa
 DE - Cody Pree, Houston
 LB - Cody Lubojasky, Houston
 FS - Kenneth Fontenette, Houston

2004

ABC SPORTS/CINGULAR

- First Team
 LB - Michael Boley, Southern Miss

ASSOCIATED PRESS

- Second Team
 LB - Michael Boley, Southern Miss
Third Team
 RB - DeAngelo Williams, Memphis
 WR - Roddy White, UAB

COLLEGEFOOTBALLNEWS.COM

- Second Team
 LB - Michael Boley, Southern Miss
 RB - DeAngelo Williams, Memphis
 WR - Roddy White, UAB
Third Team
 OL - Travis Leffew, Louisville
 DL - Trent Cole, Cincinnati
Honorable Mention
 QB - Stefan LeFors, Louisville
 WR - J.R. Russell, Louisville
 PK - Stephen Gostkowski, Memphis
 KR - John Eubanks, Southern Miss
 PR - Travis Williams, East Carolina

PRO FOOTBALL WEEKLY

- First Team
 RB - DeAngelo Williams, Memphis
 WR - Roddy White, UAB
Honorable Mention
 QB - Stefan LeFors, Louisville

SI.COM

- Second Team
 LB - Michael Boley, Southern Miss
 RB - DeAngelo Williams, Memphis
 WR - Roddy White, UAB

Honorable Mention

QB – Stefan LeFors, Louisville
OL – Anthony Alabi, TCU
OL – Gene Frederic, Memphis
DL – Larry McSwain, UAB
PK – Darren McCaleb, Southern Miss
KR – John Eubanks, Southern Miss

WALTER CAMP

Second Team
LB – Michael Boley, Southern Miss

2003

VERIZON/COSIDA ACADEMIC

First Team
Nick Browne, TCU

ASSOCIATED PRESS

Second Team
DE Bo Schobel, TCU
K Nick Browne, TCU
Third Team
LB Rod Davis, Southern Miss

COLLEGE FOOTBALL NEWS.COM

Second Team
LB Michael Boley, Southern Miss
Third Team
DE Bo Schobel, TCU
LB Rod Davis, Southern Miss
K Nick Browne, TCU
Honorable Mention
KR John Eubanks, Southern Miss
PR Marvin Young, Southern Miss

FWAA

First Team
K Nick Browne, TCU

RIVALS.COM FRESHMAN

First Team
DE Jermaine McElveen, UAB

SCRIPPS/FWAA FRESHMAN

First Team
RB Robert Merrill, TCU

SI.COM

Honorable Mention
WR Brandon Middleton, Houston
DE Bo Schobel, TCU
LB Rod Davis, Southern Miss
LB Chris Moore, East Carolina
S J.R. Reed, USF
K Nick Browne, TCU

SPORTING NEWS

Second Team
LB Rod Davis, Southern Miss
K Nick Browne, TCU

SPORTING NEWS FRESHMAN

Second Team
RB Robert Merrill, TCU
Third Team
QB Kevin Kolb, Houston
LB Stephen Nicholas, USF
K Darren McCaleb, Southern Miss

WALTER CAMP

First Team
K Nick Browne, TCU

2002

VERIZON/COSIDA ACADEMIC

First Team
Nick Browne, TCU

ASSOCIATED PRESS

Second Team
LB LaMarcus McDonald, TCU
Third Team
LB Rod Davis, Southern Miss

CNN/SI

Second Team
DB Eric Pruitt, Southern Miss
DB Lynaris Elpheage, Tulane
Honorable Mention
RB Joffrey Reynolds, Houston

OL Brian Rimpf, East Carolina
LB Rod Davis, Southern Miss
LB LaMarcus McDonald, TCU
K Nick Browne, TCU
KR Broderick Clark, Louisville

COLLEGE FOOTBALL NEWS.COM

First Team
Rod Davis, Southern Miss
LaMarcus McDonald, TCU
Second Team
Eric Pruitt, Southern Miss
Lynaris Elpheage, Tulane
Broderick Clark, Louisville
Honorable Mention
Nick Browne, TCU
Jarad Preston, East Carolina
LaTarence Dunbar, TCU
Aris Comeaux, Army
Damien Dorsey, Louisville

SPORTING NEWS

Third Team
Rod Davis, Southern Miss
Fourth Team
LaMarcus McDonald, TCU
Eric Pruitt, Southern Miss
Nick Browne, TCU

SPORTING NEWS FRESHMAN

First Team
Broderick Clark, Louisville
Second Team
Anthony Cannon, Tulane
Third Team
Chris McGee, Tulane
Cheris Moore, East Carolina
Fourth Team
Lonta Hobbs, TCU
O.C. Collins, Memphis

2001

VERIZON/COSIDA ACADEMIC

First Team
Brandon Perdue, Army

COLLEGE FOOTBALL NEWS.COM

First Team
Seth Marler, Tulane
Second Team
Leonard Henry, East Carolina
Dewayne White, Louisville
Bryan Thomas, UAB
Honorable Mention
Dave Ragone, Louisville
Mewelde Moore, Tulane
Deion Branch, Louisville

FOOTBALL NEWS

Third Team
Leonard Henry, East Carolina
Dewayne White, Louisville
Seth Marler, Tulane
Honorable Mention
Mewelde Moore, Tulane
Deion Branch, Louisville
Bryan Thomas, UAB
Pernell Griffin, East Carolina
Chad Williams, Southern Miss
Dan MacElroy, Army
Adam Wulfeck, Cincinnati

FWAA

First Team
Seth Marler, Tulane

SPORTING NEWS

Third Team
Deion Branch, Louisville
Leonard Henry, East Carolina
Dewayne White, Louisville
Fourth Team
Rod Davis, Southern Miss
Pernell Griffin, East Carolina
Seth Marler, Tulane

SPORTING NEWS FRESHMAN

First Team
Bobby Hoover, Tulane
Bobby Leffew, Louisville

Second Team

Doug Monaghan, Cincinnati
Marvin Godbolt, TCU

Third Team

Skylor Magee, Southern Miss
Jermain Woodard, Houston
James Gaither, Memphis
Fourth Team
Gino Guidugli, Cincinnati

2000

VERIZON ACADEMIC

All-District
Jeff Kelly, Southern Miss
Deontey Kenner, Cincinnati
Scott McReady, South Florida
Curtis Fuller, TCU
Brandon Perdue, Army
Second-Team All-America
Jeff Kelly, Southern Miss

CONSENSUS

Jonathan Ruffin, Cincinnati

ASSOCIATED PRESS

First Team
Jonathan Ruffin, Cincinnati
Second Team
Anthony Floyd, Louisville
Third Team
Cedric Scott, Southern Miss

BCSFOOTBALL.COM

First Team
Jonathan Ruffin, Cincinnati

CNN/SI.COM

First Team
Jonathan Ruffin, Cincinnati

COLLEGE FOOTBALL NEWS.COM

First Team
Jonathan Ruffin, Cincinnati
Third Team
Wayne Rogers, Houston

FOOTBALL NEWS

Second Team
Sherwin Lacewell, East Carolina
Anthony Floyd, Louisville
Leo Barnes, Southern Miss
Third Team
Bernard Robertson, Tulane
Cedric Scott, Southern Miss
Wayne Rogers, Houston

FWAA

First Team
Jonathan Ruffin, Cincinnati

SPORTING NEWS

First Team
Jonathan Ruffin, Cincinnati
Third Team
Zek Parker, Louisville
Casey Roussel, Tulane

WALTER CAMP

First Team
Jonathan Ruffin, Cincinnati
Anthony Floyd, Louisville

FOOTBALL NEWS FRESHMAN ALL-AMERICAN

First Team
Mewelde Moore, Tulane

SPORTING NEWS FRESHMAN ALL-AMERICAN

Second Team
Mewelde Moore, Tulane
Rod Davis, Southern Miss
Third Team
Dewayne White, Louisville

1999

CONSENSUS
Andrew Bayes, East Carolina

AFCA

First Team
Andrew Bayes, East Carolina
Ibn Green, Louisville

ASSOCIATED PRESS

Second Team
Adalius Thomas, Southern Miss
Rodregis Brooks, UAB
Andrew Bayes, East Carolina

BCS ONLINE

Second Team
Adalius Thomas, Southern Miss
Rodregis Brooks, UAB
Andrew Bayes, East Carolina

CBS SPORTSLINE

Second Team
Adalius Thomas, Southern Miss
Rodregis Brooks, UAB

FOOTBALL NEWS

Third Team
Ibn Green, Louisville
Adalius Thomas, Southern Miss
Rodregis Brooks, UAB
Honorable Mention
Chris Redman, Louisville
Frank Moreau, Louisville
Ketric Sanford, Houston
Arnold Jackson, Louisville
Todd Pinkston, Southern Miss
Greg Brown, Houston
Jeff Kerr, East Carolina
T.J. Slaughter, Southern Miss
Andrew Bayes, East Carolina

FWAA

First Team
Andrew Bayes, East Carolina

SPORTS RAMPAGE.COM

First Team
Adalius Thomas, Southern Miss
Rodregis Brooks, UAB
Andrew Bayes, East Carolina
Second Team
T.J. Slaughter, Southern Miss
Pernell Griffin, East Carolina

SPORTING NEWS

Second Team
Ibn Green, Louisville
Adalius Thomas, Southern Miss
Andrew Bayes, East Carolina
Third Team
Jeff Kerr, East Carolina

SPORTS RAMPAGE.COM

National Defensive Player of the Year
Adalius Thomas, Southern Miss

WALTER CAMP

First Team
Andrew Bayes, East Carolina

GTE ACADEMIC ALL-AMERICAN

Second Team
Shaun Castillo, Army

1998

ASSOCIATED PRESS

Third Team
Ibn Green, Louisville
Adalius Thomas, Southern Miss

FOOTBALL NEWS

Second Team
Ibn Green, Louisville
Third Team
Shaun King, Tulane
Adalius Thomas, Southern Miss
Honorable Mention
Chris Redman, Louisville
Leroy Collins, Louisville
Derrick Nix, Southern Miss
Sherrrod Gideon, Southern Miss
P.J. Franklin, Tulane
Ryan White, Memphis
Louis Hampton, Houston

Mike McKenzie, Memphis
Kenny Dale Rowland, Army
Andrew Bayes, East Carolina
Graham White, Army

SPORTING NEWS

Second Team
Ibn Green, Louisville

COLLEGE SPORTS NEWS

First Team
Ibn Green, Louisville
Second Team
Shaun King, Tulane
Third Team
Adalius Thomas, Southern Miss
Honorable Mention
Chris Redman, Louisville
Leroy Collins, Louisville
Derrick Nix, Southern Miss
Ketric Sanford, Houston
P.J. Franklin, Tulane
Sherrrod Gideon, Southern Miss
Arnold Jackson, Louisville
Jerrian James, Houston
Buck Collins, East Carolina
Henry McClendon, Southern Miss
Danny Moore, East Carolina
Rick Nord, Louisville
Brian Uhl, Cincinnati
Ryan White, Memphis
Roderick Coleman, East Carolina
Ty Trahan, Southern Miss
Michael Jordan, Tulane
Mike McKenzie, Memphis
Antonio Roundtree, Louisville
Kenny Dale Rowland, Army
Graham White, Army

SPORTING NEWS FRESHMAN ALL-AMERICAN

First Team
Derrick Nix, Southern Miss
Ryan White, Memphis
Second Team
Pernell Griffin, East Carolina
Third Team
Artis Hicks, Memphis
Corey Sewell, Tulane
Danny Adams, Cincinnati

FOOTBALL NEWS FRESHMAN ALL-AMERICAN

First Team
Ryan White, Memphis
Corey Sewell, Tulane
Pernell Griffin, East Carolina

1997 ASSOCIATED PRESS

Second Team
Ben Fricke, Houston
Third Team
Brad Palazzo, Tulane
Patrick Surtain, Southern Miss

FOOTBALL WRITERS ASSOC. OF AMERICA

First Team
Ben Fricke, Houston

SPORTING NEWS

Second Team
Ben Fricke, Houston
Patrick Surtain, Southern Miss
Third Team
Brad Jackson, Cincinnati
Brad Palazzo, Tulane

FOOTBALL NEWS

Second Team
Patrick Surtain, Southern Miss
Third Team
Jason Fabini, Cincinnati
Brad Jackson, Cincinnati
Brad Palazzo, Tulane
Honorable Mention
Marquis Bowling, Memphis
JaJuan Dawson, Tulane
Ben Fricke, Houston
Kendrick Gholston, Louisville
Ibn Green, Louisville

Dwight Henry, East Carolina
Brad Hill, Tulane
Tinker Keck, Cincinnati
Danny Moore, East Carolina
Sebastian Villarreal, Houston

SPORTING NEWS FRESHMAN ALL-AMERICAN

First Team
John Nix, Southern Miss
Kamal Shakir, Memphis
Second Team
Orlando Iglesias, Houston

GTE/COSIDA ACADEMIC ALL-AMERICAN

First Team
Jeremy Lindley, Southern Miss
John Kobalka, Cincinnati

NACDA SCHOLAR-ATHLETE

Jeremy Lindley, Southern Miss

1996 ASSOCIATED PRESS

Third Team
Sam Madison, Louisville
Tyrus McCloud, Louisville

FOOTBALL NEWS

First Team
Sam Madison, Louisville
Second Team
Tyrus McCloud, Louisville
Third Team
Marchant Kenney, Southern Miss
Honorable Mention
Antowain Smith, Houston

SPORTING NEWS

Second Team
Tyrus McCloud, Louisville

SPORTING NEWS FRESHMAN ALL-AMERICA TEAM

Adalius Thomas, Southern Miss

COLLEGE FOOTBALL CHRONICLE UNSUNG HERO ALL-AMERICA TEAM

Karr Shannon, Southern Miss

POSTSEASON ALL-STARS

2006 EAST-WEST SHRINE GAME

Jackie Battle, RB, Houston
Lester Ricard, QB, Tulane
Julius Wilson, OL, UAB

HULA BOWL

Eric Graham, OG, East Carolina
Willie Gaston, CB, Houston
Will Gullely, FS, Houston
Marquay Love, NT, Houston
Vincent Marshall, WR, Houston
Jared Scruggs, P, Rice
Zach West, DL, UTEP

MAGNOLIA GRIDIRON CLASSIC

Blake Butler, OL, Memphis
Damarcus Davis, WR, Tulane
Michael Gibson, P, Memphis
Wesley Jones, OT, Marshall
Donald Madlock, OG, Tulane
Brandon McDonald, FB, Memphis
Brandon Register, SS, UAB
Mastaki Smith, LB, UAB
Cedric Gagne-Marcoux, OL, UCF

INTA JUICE NORTH-SOUTH CLASSIC

Damarcus Davis, WR, Tulane
Darren McCaleb, K, Southern Miss
Brandon McDonald, FB, Memphis
Marcus Rucker, LB, Rice
Quinton Smith, RB, Rice

SENIOR BOWL

Aundrae Allison, WR, East Carolina
Kevin Kolb, QB, Houston
Johnnie Lee Higgins, WR/KR, UTEP
Jordan Palmer, QB, UTEP

2005 EAST-WEST SHRINE GAME

Thomas Howard, LB, UTEP

HULA BOWL

Chris Moore, LB, East Carolina
Guy Whimper, OT, East Carolina
Chris Hawkins, DB, Marshall
Maurice Avery, WR, Memphis
John Syptak, DE, Rice
Ryan Mentzel, P, SMU
Brandon Marshall, WR, UCF

LAS VEGAS ALL-AMERICAN CLASSIC

Ryan Gilbert, RB, Houston
Tim Goodwell, LB, Memphis
Tra Boger, SS, Tulane
Anthony Cannon, LB, Tulane
Sean Lucas, CB, Tulane
Tyler Ebell, RB, UTEP
Darcy Johnson, TE, UCF

SENIOR BOWL

Stephen Gostkowski, Memphis
DeAngelo Williams, Memphis
Darrell Hackney, QB, UAB
Thomas Howard, LB, UTEP

2004 EAST-WEST SHRINE GAME

Stefan LeFors, QB, Louisville
Albert Means, DE, Memphis
J.R. Russell, WR, Louisville
Greg Washington, LB, Army

HULA BOWL

Reggie Harrell, WR, TCU
Chase Johnson, OL, TCU
Martin Patterson, LB, TCU
Zac Woodfin, LB, UAB

LAS VEGAS ALL-AMERICAN CLASSIC

Shamar Abrams, DT, UAB
Antoine Cash, LB, Southern Miss
Joe Clay, DE, Houston
Stephen Cucci, TE, Houston
Marvin Godbolt, S, TCU
Tyrone Saterfield, DT, Louisville
Eric Scott, DT, Southern Miss
Hannibal Thomas, WR, Cincinnati

THE VILLAGES GRIDIRON CLASSIC

Anthony Alabi, OL, TCU
Jamar Enzor, LB, Cincinnati
Lionel Gates, RB, Louisville
Mark Walker, DB, TCU
Nigel Eldridge, LB, UAB
Roydell Williams, WR, Tulane
Zac Woodfin, LB, UAB

SENIOR BOWL

Michael Boley, LB, Southern Miss
Trent Cole, DE, Cincinnati
Robert McCune, LB, Louisville
Jeremy Parquet, OL, Southern Miss
Cody McCarty, TE, TCU
Roydell Williams, WR, Tulane
Roddy White, WR, UAB

2003 BLUE GRAY ALL-STAR CLASSIC

Damene Duckett, East Carolina
Vonta Leach, East Carolina
Ronnie Ghent, Louisville
Josh Minkins, Louisville
Richard Owens, Louisville
DeJuan Green, USF
Maurice Jones, USF
Huey Whittaker, USF

EAST-WEST SHRINE

Ryan Kent, Army
Etric Pruitt, Southern Miss
Bo Schobel, TCU

HULA BOWL

Rex Hadnot, Houston
Maurice Jones, USF
Nick Browne, TCU

LAS VEGAS ALL-AMERICAN CLASSIC

Rex Hadnot, Houston

THE VILLAGES GRIDIRON CLASSIC

Ronnie Ghent, Louisville
Maurice Jones, USF
J.R. Reed, USF
Ronald Jones, Southern Miss
Robert Pollard, TCU
Chad Pugh, TCU

SENIOR BOWL

Brian Rimpf, East Carolina
Ronnie Ghent, Louisville
Greg Brooks, Southern Miss
Rod Davis, Southern Miss
Etric Pruitt, Southern Miss
J.P. Losman, Tulane
Mewelde Moore, Tulane

2002 EAST-WEST SHRINE

Clarence Holmes, Army
Hanik Milligan, Houston
Jason Goss, TCU

HULA BOWL

Aaron Burger, Army
Joe Gerda, Memphis
Chris Brown, UAB
Willie Quinnie, UAB

PARADISE BOWL

DeMarco McCleskey, RB, Cincinnati
Joffrey Reynolds, RB, Houston
Jesse Sowell, DB, Houston
Rufus Williams, OL, Houston
Jason Goss, CB, TCU

ROTARY GRIDIRON

Blue Adams, Cincinnati
Kirt Doolin, Cincinnati
DeMarco McCleskey, Cincinnati
Jonathan Ruffin, Cincinnati
Kelly Hardy, East Carolina
Curry Burns, Louisville
Jeremy Bridges, Southern Miss
Jasin Jimenez, Southern Miss
Adrian Madise, TCU

SENIOR BOWL

Dave Ragone, Louisville
Jeremy Bridges, Southern Miss
Torrin Tucker, Southern Miss
LaMarcus McDonald, TCU
Chris Brown, UAB

2001 BLUE GRAY

Dan MacElroy, Army
Marcus Smith, Memphis
Ryan White, Memphis
Roy Magee, Southern Miss
Terrell Harris, Tulane
Patrick Ramsey, Tulane
Casey Roussel, Tulane
Marlon Bush, UAB
Jegil Dugger, UAB
Rod Taylor, UAB

EAST-WEST SHRINE

Clint Dodson, Army
Pernell Griffin, East Carolina
Zek Parker, Louisville
Artis Hicks, Memphis
Charlie Owens, TCU
Matt Schobel, TCU

HULA BOWL

Leonard Henry, East Carolina

ROTARY GRIDIRONOrlando Iglesias, Houston
Hamin Milligan, Houston
Victor Payne, TCU**SENIOR BOWL**David Garrard, East Carolina
Deion Branch, Louisville
Patrick Ramsey, Tulane
Casey Roussel, Tulane
Eddie Freeman, UAB
Bryan Thomas, UAB**2000****BLUE-GRAY**Jason McKinley, Houston
Marcus Bell, Memphis
Kamal Shakir, Memphis
Michael Stone, Memphis
Daleroy Stewart, Southern Miss
Noel Ellis, Tulane
Otis Leverette, UAB
Undrae Crosby, UAB
Carl Fair, UAB**HULA BOWL**Lyle Weaver, Army
Keith Stokes, East Carolina
Sherwin Lacewell, East Carolina
Jason McKinley, Houston
Donovan Arp, Louisville
Rashad Holman, Louisville
Arnold Jackson, Louisville**EAST/WEST SHRINE GAME**Mario Monds, Cincinnati
Wayne Rogers, Houston
Leo Barnes, Southern Miss**TYCO GRIDIRON CLASSIC**Deontey Kenner, Cincinnati
Rashad Holman, Louisville
Arnold Jackson, Louisville
Jason Padgett, Louisville
Kamal Shakir, Memphis
Daleroy Stewart, Southern Miss
Tim Carter, Tulane
Noel Ellis, Tulane**SENIOR BOWL**Cedric Scott, Southern Miss
Raymond Walls, Southern Miss
Bernard Robertson, Tulane**1999****BLUE-GRAY**Jake Arians, UAB
JaJuan Dawson, Tulane
Damien Dodson, Memphis
Mike Green, Houston
Tinker Keck, Cincinnati
Adisa King, Army
Kris Neal, UAB
Tim Seymour, Memphis
Graham White, Army**SENIOR BOWL**Andrew Bayes, East Carolina
Anthony Byrd, Louisville
Sherrod Gideon, Southern Miss
Ibn Green, Louisville
Terrance Parrish, Southern Miss
Todd Pinkston, Southern Miss
Chris Redman, Louisville
T.J. Slaughter, Southern Miss
Adalius Thomas, Southern Miss**EAST-WEST SHRINE GAME**Greg Brown, Houston
Sherrod Gideon, Southern Miss
Ibn Green, Louisville
Jeff Kerr, East Carolina
Adalius Thomas, Southern Miss**HULA BOWL**Adriano Belli, Houston
Scott Kozak, Army**1998****BLUE-GRAY**Wilbert Brown, Houston
Buck Collins, East Carolina
Troy Smith, East Carolina**SENIOR BOWL**Shaun King, Tulane
Brad Palazzo, Tulane
Roderick Coleman, East Carolina**HULA BOWL**Brian Connelly, Army
Troy Smith, East Carolina**EAST-WEST SHRINE BOWL**Roderick Coleman, East Carolina
DeShone Mallard, Southern Miss
Rick Nord, Louisville**ALL-STAR GRIDIRON CLASSIC**

Kenny Dale Rowland, Army

1997**BLUE-GRAY**Dan Gonzalez, East Carolina
Terry Rice-Lockett, Louisville
Leonta Rheams, Houston
Derrick Singleton, Tulane**SENIOR BOWL**Artrell Hawkins, Cincinnati
Derrick Ransom, Cincinnati
Larry Shannon, East Carolina
Patrick Surtain, Southern Miss**HULA BOWL**

Mike Parker, Houston

EAST-WEST SHRINE BOWL

Jason Fabini, Cincinnati

1996**BLUE-GRAY GAME**Chris Hewitt, Cincinnati
Marvin Thomas, Memphis
Ken Newton, Memphis
Daryl Terrell, Southern Miss
Jerald Sowell, Tulane**SENIOR BOWL**Robert Tate, Cincinnati
Antowain Smith, Houston
Marcus Spriggs, Houston
Tyrus McCloud, Louisville
Marvin Thomas, Memphis
Johnny Lomoro, Southern Miss
Jerald Sowell, Tulane**EAST-WEST SHRINE GAME**Daryl Terrell, Southern Miss
Sam Madison, Louisville
Tyrus McCloud, Louisville**PRO FOOTBALL HALL OF FAME**Frank Gatski, OL, Marshall
Raymond Berry, WR, SMU
Eric Dickerson, RB, SMU
Forrest Gregg, OL, SMU
Lamar Hunt, SMU
Doak Walker, RB, SMUJim Finks, QB, Tulsa
Steve Largent, WR, Tulsa
Bob St. Clair, OT, Tulsa
Don Maynard, WR, UTEP**COLLEGE FOOTBALL HALL OF FAME**Andre Ware, QB, Houston
Bill Yeoman, Coach,
Houston
Mike Barber, WR, Marshall
Jackie Hunt, HB, Marshall
Harry "Cy" Young, RB,
Marshall
Buddy Dial, DE, Rice
Weldon Humble, OG, Rice
Dick Maegle, HB, Rice
Bill Wallace, RB, Rice
James Williams, DE, Rice
Jess Neely, Coach, Rice
Matty Bell, Coach, SMU
Hayden Fry, Coach, SMU
Jerry LeVias, WR, SMU
Gerald Mann, QB, SMU
Don Meredith, QB, SMU
Ray Morrison, Coach, SMU
Kyle Rote, RB, SMU
Doak Walker, RB, SMUBobby Wilson, RB, SMU
Ray Guy, P, Southern Miss
Thad "Pie" Vann, Coach,
Southern Miss
Bill Banker, HB, Tulane
Jerry Dalrymple, DE,
Tulane
Jack Green, OG, Tulane
Les Lautenschlager, QB,
Tulane
Eddie Price, HB, Tulane
Monk Simons, HB, Tulane
Francis Schmidt, Coach,
Tulsa
Glenn Dobbs, TB, Tulsa
Howard Twilley, WR, Tulsa
Jerry Rhome, QB, Tulsa**HEISMAN TROPHY AWARD**1948 Doak Walker, RB, SMU
1989 Andrew Ware, QB, Houston**BILETNIKOFF AWARD**

1997 Randy Moss, WR, Marshall

DOAK WALKER AWARD

1991 Trevor Cobb, RB, Rice

LOMBARDI AWARD

1976 Wilson Whitley, DT, Houston

LOU GROZA AWARD1992 Joe Allison, K, Memphis
2001 Seth Marler, K, Tulane**RAY GUY AWARD**

Award given to the nation's top punter. Named after former Southern Miss punter Ray Guy, considered by many to be the greatest punter of all-time.

NATIONAL COACH OF THE YEAR1991 Bill Lewis, East Carolina
1996 Bob Pruett, Marshall
2005 George O'Leary, UCF

**EAST CAROLINA vs. HOUSTON
(East Carolina leads 4-3-0)**

2004	at Houston 34 East Carolina 24
2003	Houston 27 at East Carolina 13
2002	East Carolina 54 at Houston 48 (3ot)
2000	at East Carolina 62 Houston 20
1999	East Carolina 19 at Houston 3
1998	Houston 34 at East Carolina 31
1997	East Carolina 28 at Houston 27

**EAST CAROLINA vs. MARSHALL
(East Carolina leads 6-2-0)**

2006	at East Carolina 33, Marshall 20
2005	East Carolina 34 at Marshall 29
2001	Marshall 64 East Carolina 61 (2ot)
1978	at East Carolina 45 Marshall 0
1970	at East Carolina 17 Marshall 14
1969	at Marshall 38 East Carolina 7
1968	at East Carolina 49 Marshall 20
1967	East Carolina 29 at Marshall 13

**EAST CAROLINA vs. MEMPHIS
(East Carolina leads 9-6-0)**

2006	at East Carolina 35 Memphis 20
2005	at Memphis 27 East Carolina 24
2004	Memphis 38 at East Carolina 35
2003	at Memphis 41 East Carolina 24
2001	at East Carolina 32 Memphis 11
2000	at Memphis 17 East Carolina 10
1998	East Carolina 34 at Memphis 31
1997	at East Carolina 32 Memphis 10
1996	East Carolina 20 at Memphis 10
1995	at East Carolina 31 Memphis 17
1994	East Carolina 30 at Memphis 6
1993	Memphis 34 at East Carolina 7
1992	at Memphis 42 East Carolina 7
1991	at East Carolina 20 Memphis 13
1990	East Carolina 24 at Memphis 17

**EAST CAROLINA vs. RICE
(Series tied 1-1-0)**

2006	at Rice 18, East Carolina 17
2005	at East Carolina 41 Rice 28

**EAST CAROLINA vs. SMU
(East Carolina leads series 2-0-0)**

2006	at East Carolina 38, SMU 21
2005	East Carolina 24 SMU 17

**EAST CAROLINA vs. SOUTHERN MISS
(Southern Miss leads series 24-8-0)**

2006	East Carolina 20 at Southern Miss 17 (ot)
2005	Southern Miss 33 at East Carolina 7
2004	at Southern Miss 51 East Carolina 10
2003	Southern Miss 38 at East Carolina 21
2002	at Southern Miss 24 East Carolina 7
2001	Southern Miss 28 at East Carolina 21
2000	East Carolina 14 at Southern Miss 9
1999	Southern Miss 39 at ECU 22
1998	at Southern Miss 41 ECU 7
1997	Southern Miss 23 at ECU 13
1996	Southern Miss 28 at ECU 7
1995	ECU 36 at Southern Miss 34
1994	at ECU 31 Southern Miss 10
1993	at Southern Miss 24 ECU 16
1992	Southern Miss 38 at ECU 21
1991	ECU 48 at Southern Miss 20
1990	Southern Miss 16 at ECU 7
1989	at Southern Miss 41 ECU 27
1988	Southern Miss 45 at ECU 42
1987	at Southern Miss 38 ECU 34
1986	Southern Miss 23 at ECU 21
1985	at Southern Miss 27 ECU 0
1984	Southern Miss 31 at ECU 27
1983	ECU 10 at Southern Miss 6
1980	Southern Miss 35 at ECU 7
1978	at Southern Miss 17 ECU 16
1976	at ECU 48 Southern Miss 0
1973	ECU 13 at Southern Miss 0
1969	Southern Miss 14 at ECU 7
1968	at Southern Miss 65 ECU 0
1966	Southern Miss 35 at ECU 14
1951	at Southern Miss 40 ECU 0

**EAST CAROLINA vs. TULANE
(East Carolina leads 6-2-0)**

2004	at East Carolina 27 Tulane 25
2003	at Tulane 28 East Carolina 18
2002	at East Carolina 24 Tulane 20
2001	East Carolina 51 at Tulane 24
2000	at East Carolina 37 Tulane 17
1999	at East Carolina 52 Tulane 7
1997	at Tulane 33 East Carolina 16
1990	at East Carolina 38 Tulane 28

**EAST CAROLINA vs. TULSA
(Tulsa leads 5-2-0)**

2006	Tulsa 31 at East Carolina 10
2005	at Tulsa 45 East Carolina 13
1995	at East Carolina 28 Tulsa 7
1994	East Carolina 28 at Tulsa 21
1993	Tulsa 52 at East Carolina 26
1985	Tulsa 21 at East Carolina 20
1984	at Tulsa 31 East Carolina 20

**EAST CAROLINA vs. UAB
(UAB leads 4-2-0)**

2006	at UAB 17, East Carolina 12
2005	at East Carolina 31 UAB 23
2002	at UAB 36 East Carolina 29
2000	UAB 16 at East Carolina 13
1999	at UAB 36 East Carolina 17
1998	at East Carolina 26 UAB 7

**EAST CAROLINA vs. UCF
(East Carolina leads 5-1-0)**

2006	East Carolina 23 at UCF 10
2005	UCF 30 at East Carolina 20
1996	at East Carolina 28 UCF 7
1994	at East Carolina 23 UCF 20
1993	at East Carolina 41 UCF 17
1991	East Carolina 47 at UCF 25

**EAST CAROLINA vs. UTEP
(never played)****HOUSTON vs. MARSHALL
(never played)****HOUSTON vs. MEMPHIS
(Houston leads 10-9-0)**

2006	Houston 23 at Memphis 20 (ot)
2005	Memphis 35 at Houston 20
2004	at Memphis 41 Houston 14
2003	Memphis 45 at Houston 14
2002	Houston 26 at Memphis 21
2001	Memphis 52 at Houston 33
2000	Houston 33 at Memphis 30 (3 ot)
1998	at Houston 35 Memphis 14
1997	at Memphis 24 Houston 3
1996	at Houston 37 Memphis 20
1978	at Memphis 17 Houston 3
1975	at Memphis 14 Houston 7
1974	at Houston 13 Memphis 10
1973	Houston 35 at Memphis 21
1971	Houston 35 at Memphis 7
1968	Houston 27 at Memphis 7
1967	at Houston 35 Memphis 18
1966	Memphis 14 at Houston 13
1963	at Memphis 29 Houston 6

**HOUSTON vs. RICE
(Houston leads 24-9-0)**

2006	Houston 31 at Rice 30
2005	at Houston 35 Rice 18
2004	vs. Rice 10 Houston 7
2003	at Houston 48 Rice 14
2002	Houston 24 at Rice 10
2001	Rice 21 at Houston 14
2000	at Rice 30 Houston 27 (ot)
1999	at Houston 28 Rice 3
1995	Houston 18 at Rice 17
1994	Rice 31 at Houston 13
1993	at Rice 37 Houston 7
1992	at Houston 61 Rice 34
1991	Houston 41 at Rice 21
1990	at Houston 24 Rice 22
1989	Houston 64 at Rice 0
1988	at Houston 45 at Rice 14
1987	Houston 45 at Rice 21
1986	Rice 14 at Houston 13
1985	Houston 24 at Rice 20
1984	at Houston 38 Rice 26
1983	Houston 45 at Rice 14
1982	at Houston 28 Rice 21
1981	Houston 40 at Rice 3
1980	Rice 35 at Houston 7
1979	Houston 63 at Rice 0
1978	at Houston 49 Rice 25
1977	Houston 51 at Rice 21
1976	Houston 42 at Rice 20
1975	Rice 24 at Houston 7
1974	Houston 21 at Rice 6
1973	at Houston 24 Rice 6
1972	at Rice 14 Houston 13
1971	Houston 23 at Rice 21

**HOUSTON vs. SMU
(Houston leads 12-9-1)**

2006	Houston 37 at SMU 27
2005	SMU 29 at Houston 24

2000	at Houston 17 SMU 15
1995	at Houston 38 SMU 15
1994	Houston 39 at SMU 33
1993	SMU 28 at Houston 28 (tie)
1992	at SMU 41 Houston 16
1991	at Houston 49 at SMU 20
1990	Houston 44 at SMU 17
1989	at Houston 95 SMU 21
1986	SMU 10 at Houston 3
1985	SMU 37 at Houston 13
1984	at Houston 29 SMU 20
1983	SMU 34 at Houston 12
1982	at SMU 20 Houston 14
1981	at Houston 38 SMU 22
1980	Houston 13 at SMU 11
1979	at Houston 37 SMU 10
1978	Houston 42 at SMU 28
1977	SMU 37 at Houston 23
1976	Houston 29 at SMU 6
1975	SMU 26 at Houston 16

**HOUSTON vs. SOUTHERN MISS
(Southern Miss leads 8-3-0)**

2006	at Houston 34 Southern Miss 20 (C-USA Championship Game)
2006	at Southern Miss 31 Houston 27
2005	at Houston 27 Southern Miss 24
2004	at Southern Miss 35 Houston 29 (ot)
2003	Southern Miss 31 at Houston 10
2001	at Southern Miss 58 Houston 14
2000	Southern Miss 6 at Houston 3
1998	Southern Miss 21 at Houston 15
1997	at Southern Miss 33 Houston 0
1996	at Houston 56 USM 49 (ot)
1957	Southern Miss 27 at Houston 12

**HOUSTON vs. TULANE
(Houston leads 8-4-0)**

2006	at Houston 45 Tulane 7
2005	Houston 35 vs. Tulane 14
2004	at Houston 24 Tulane 3
2003	Houston 45 at Tulane 42
2002	Tulane 34 at Houston 13
2000	at Tulane 41 Houston 23
1999	at Houston 36 Tulane 31
1998	at Tulane 48 Houston 20
1997	Tulane 44 at Houston 10
1996	Houston 20 at Tulane 17
1973	Houston 47 Tulane 7 (Bluebonnet Bowl)
1968	at Houston 54 Tulane 7

**HOUSTON vs. TULSA
(Houston leads 17-15-0)**

2006	at Houston 27 Tulsa 10
2005	Houston 30 at Tulsa 23
1993	Tulsa 38 at Houston 24
1992	at Tulsa 28 Houston 25
1988	at Houston 82 Tulsa 28
1986	Tulsa 24 at Houston 14
1985	at Tulsa 31 Houston 24
1975	at Houston 42 Tulsa 30
1974	at Tulsa 30 Houston 14
1973	at Houston 35 Tulsa 16
1972	Houston 21 at Tulsa 0
1970	at Houston 21 Tulsa 9
1969	Houston 47 at Tulsa 14
1968	at Houston 100 Tulsa 6
1967	at Tulsa 22 Houston 13

1966 at Houston 73 Tulsa 14
 1965 Tulsa 14 at Houston 0
 1964 Tulsa 31 at Houston 23
 1963 at Tulsa 22 Houston 21
 1962 at Houston 35 Tulsa 31
 1961 Houston 14 at Tulsa 2
 1960 Tulsa 26 at Houston 16
 1959 Houston 22 at Tulsa 13
 1958 Tulsa 25 at Houston 20
 1957 Houston 13 at Tulsa 7
 1956 at Houston 14 Tulsa 0
 1955 at Tulsa 17 Houston 14
 1954 at Houston 20 Tulsa 7
 1953 at Tulsa 23 Houston 21
 1952 at Houston 33 Tulsa 7
 1951 at Tulsa 46 Houston 27
 1950 Tulsa 28 at Houston 21

HOUSTON vs. UAB
(UAB leads 4-1-0)

2004 at UAB 20 Houston 7
 2003 at Houston 56 UAB 28
 2002 at UAB 51 Houston 34
 2001 UAB 43 at Houston 21
 1999 at UAB 29 Houston 10

HOUSTON vs. UCF
(Series tied 1-1)

2006 at Houston 51, UCF 31
 2005 at UCF 31 Houston 29

HOUSTON vs. UTEP
(Series tied 2-2)

2006 at Houston 34 UTEP 17
 2005 at UTEP 44 Houston 41 (ot)
 1948 at UTEP 35 Houston 7
 1946 at UTEP 20 Houston 7

MARSHALL vs. MEMPHIS
(Series tied 1-1)

2006 at Marshall 41 Memphis 27
 2005 at Memphis 26 Marshall 3

MARSHALL vs. RICE
(never played)

MARSHALL vs. SMU
(Series tied 1-1)

2006 at SMU 31 Marshall 21
 2005 at Marshall 16 SMU 13 (ot)

MARSHALL vs. SOUTHERN MISS
(Southern Miss leads 2-0-0)

2006 at Southern Miss 42, Marshall 7
 2005 Southern Miss 27 at Marshall 24 (ot)

MARSHALL vs. TULANE
(Marshall leads 2-0-0)

2006 at Marshall 42 Tulane 21
 2005 Marshall 27 vs. Tulane 26

MARSHALL vs. TULSA
(never played)

MARSHALL vs. UAB
(Marshall leads 2-0-0)

2006 Marshall 31 at UAB 24
 2005 at Marshall 20 UAB 19

MARSHALL vs. UCF
(Marshall leads 3-2-0)

2006 UCF 23 at Marshall 22
 2005 at UCF 23 Marshall 13
 2004 at Marshall 20 UCF 3
 2003 Marshall 21 at UCF 7
 2002 at Marshall 26 UCF 21

MARSHALL vs. UTEP
(Series tied 1-1-0)

2006 at Marshall 49 UTEP 21
 2005 at UTEP 31 Marshall 3

MEMPHIS vs. RICE
(never played)

MEMPHIS vs. SMU
(Memphis leads 1-0-0)

1976 at Memphis 27 SMU 13

MEMPHIS vs. SOUTHERN MISS
(Southern Miss leads 37-19-1)

2006 Southern Miss 42 at Memphis 21
 2005 Memphis 24 at Southern Miss 22
 2004 at Memphis 30 Southern Miss 26
 2003 at Southern Miss 23 Memphis 6
 2002 at Southern Miss 33 Memphis 14
 2001 at Memphis 22 Southern Miss 17
 2000 at Southern Miss 24 Memphis 3
 1999 Southern Miss 20 at Memphis 5
 1998 at Southern Miss 45 Memphis 3
 1997 Southern Miss 42 at Memphis 18
 1996 at Southern Miss 16 Memphis 0
 1995 Southern Miss 17 at Memphis 9
 1994 at Southern Miss 20 Memphis 3
 1993 at Memphis 20 Southern Miss 9
 1992 at Southern Miss 23 Memphis 21
 1991 at Memphis 17 Southern Miss 12
 1990 at Southern Miss 23 Memphis 7
 1989 Southern Miss 31 at Memphis 7
 1988 at Southern Miss 34 Memphis 27
 1987 Southern Miss 17 at Memphis 14
 1986 at Southern Miss 14 Memphis 9
 1985 Southern Miss 14 at Memphis 7
 1984 Memphis 23 at Southern Miss 13
 1983 Southern Miss 27 at Memphis 20
 1982 at Southern Miss 34 Memphis 13
 1981 Southern Miss 10 at Memphis 0
 1979 at Southern Miss 22 Memphis 0
 1978 Southern Miss 13 at Memphis 10
 1977 at Memphis 42 Southern Miss 14
 1976 at Southern Miss 14 Memphis 12
 1975 Southern Miss 21 at Memphis 7
 1974 Southern Miss 6 at Memphis 0
 1973 Southern Miss 13 at Memphis 10
 1972 Southern Miss 14 Memphis 14 (tie)
 (Jackson, Miss.)

1971 at Memphis 27 Southern Miss 12

1970 at Memphis 33 Southern Miss 0

1969 at Memphis 37 Southern Miss 7

1968 at Memphis 29 Southern Miss 7

1967 Memphis 24 Southern Miss 8 (Jackson, Miss.)

1966 at Memphis 6 Southern Miss 0

1965 Southern Miss 21 Memphis 16 (Jackson, Miss.)

1964 Southern Miss 20 Memphis 18 (Jackson, Miss.)

1964 Southern Miss 20 Memphis 14

1963 Memphis 28 Southern Miss 7 (Jackson, Miss.)

1962 at Memphis 8 Southern Miss 6

1961 at Memphis 21 Southern Miss 7

1960 Memphis 7 at Southern Miss 6

1959 at Memphis 21 Southern Miss 6

1958 at Southern Miss 24 Memphis 22

1957 Southern Miss 14 at Memphis 6

1956 at Southern Miss 27 Memphis 0

1955 Southern Miss 34 at Memphis 14

1954 at Southern Miss 34 Memphis 21

1953 at Memphis 27 Southern Miss 13

1952 at Southern Miss 27 Memphis 20

1936 at Southern Miss 25 Memphis 0

1935 Southern Miss 12 at Memphis 0

MEMPHIS vs. TULANE
(Memphis leads 13-11-1)

2004 at Memphis 49 Tulane 24
 2003 Memphis 41 at Tulane 9
 2002 at Memphis 38 Tulane 10
 2000 at Tulane 37 Memphis 14
 1999 Memphis 49 at Tulane 7
 1998 Tulane 41 at Memphis 31
 1997 at Tulane 26 Memphis 14
 1996 at Memphis 17 Tulane 10
 1995 Memphis 23 at Tulane 8
 1994 at Memphis 13 Tulane 0
 1992 Memphis 62 at Tulane 20
 1990 at Memphis 21 Tulane 14
 1989 at Tulane 38 Memphis 34
 1988 at Tulane 20 Memphis 19
 1987 at Memphis 45 Tulane 36
 1986 at Tulane 15 Memphis 6
 1985 at Memphis 38 Tulane 21
 1984 at Tulane 14 Memphis 9
 1983 at Memphis 28 Tulane 25
 1982 at Tulane 17 Memphis 10
 1981 Tulane 24 at Memphis 7
 1980 at Tulane 21 Memphis 16
 1978 at Tulane 41 Memphis 24
 1977 at Memphis 27 Tulane 9
 1976 Memphis 14 at Tulane 7
 1954 at Tulane 13 Memphis 13 (tie)

MEMPHIS vs. TULSA
(Memphis leads 14-8-0)

2006 Tulsa 35 at Memphis 14
 2005 at Tulsa 37 Memphis 31
 1995 at Memphis 10 Tulsa 7
 1994 Memphis 42 at Tulsa 18
 1993 Tulsa 23 at Memphis 19
 1992 Memphis 30 at Tulsa 25
 1991 Tulsa 33 at Memphis 28
 1990 Memphis 22 at Tulsa 10
 1988 at Memphis 26 Tulsa 20
 1987 Memphis 14 at Tulsa 0
 1976 at Tulsa 16 Memphis 14
 1975 Memphis 16 at Tulsa 14
 1973 at Memphis 28 Tulsa 16
 1972 at Memphis 49 Tulsa 21
 1970 at Tulsa 27 Memphis 12
 1969 at Memphis 42 Tulsa 24
 1968 Memphis 32 at Tulsa 6
 1966 at Memphis 6 Tulsa 0
 1965 at Tulsa 32 Memphis 28
 1964 at Tulsa 19 Memphis 7
 1963 Memphis 28 at Tulsa 15
 1961 Memphis 48 at Tulsa 12

MEMPHIS vs. UAB
(UAB leads 7-2-0)

2006 at UAB 35 Memphis 29
 2005 UAB 37 at Memphis 20
 2004 at UAB 35 Memphis 28
 2003 UAB 24 at Memphis 10
 2002 at UAB 31 Memphis 17
 2001 UAB 17 at Memphis 14
 2000 at UAB 13 Memphis 9
 1999 Memphis 38 at UAB 14
 1997 at Memphis 28 UAB 7

MEMPHIS vs. UCF
(Series tied 1-1-0)

2006 UCF 26 at Memphis 24
 2005 at UCF 38 Memphis 17
 1990 at Memphis 37 UCF 28

MEMPHIS vs. UTEP
(Memphis leads 2-0-0)

2006 Memphis 38 at UTEP 19
 2005 at Memphis 27 UTEP 20

RICE vs. SMU
(SMU leads 45-38-1)

2006 at Rice 31 SMU 27
 2005 at SMU 27 Rice 7
 2004 at Rice 44 SMU 10
 2003 Rice 41 at SMU 20
 2002 at Rice 27 SMU 15
 2001 at SMU 37 Rice 20
 2000 at Rice 43 SMU 14
 1999 at SMU 27 Rice 2
 1998 at Rice 23 SMU 17 (ot)
 1997 at SMU 24 Rice 6
 1996 at Rice 35 SMU 17
 1995 Rice 34 at SMU 24
 1994 at Rice 17 SMU 10
 1993 Rice 31 at SMU 24
 1992 Rice 28 SMU 13
 1991 Rice 31 at SMU 10
 1990 at Rice 30 SMU 28
 1989 Rice 35 at SMU 6
 1986 SMU 45 at Rice 3
 1985 at SMU 40 Rice 15
 1984 SMU 31 at Rice 17
 1983 at SMU 20 Rice 6
 1982 SMU 41 at Rice 14
 1981 at SMU 33 Rice 12
 1980 SMU 34 at Rice 14
 1979 at SMU 35 Rice 17
 1978 SMU 58 at Rice 0
 1977 at SMU 41 Rice 24
 1976 at Rice 41 SMU 34



1975 at Rice 28 SMU 17
 1974 at SMU 19 Rice 14
 1973 SMU 27 at Rice 16
 1972 at SMU 29 Rice 14
 1971 SMU 16 at Rice 10
 1970 at SMU 10 Rice 0
 1969 SMU 34 at Rice 14
 1968 at SMU 32 Rice 24
 1967 at Rice 14 SMU 10
 1966 at SMU 28 Rice 24
 1965 SMU 17 at Rice 14
 1964 Rice 7 at SMU 6
 1963 at Rice 13 SMU 7
 1962 at SMU 15 Rice 7
 1961 at Rice 10 SMU 0
 1960 Rice 47 at SMU 10
 1959 at Rice 13 SMU 13 (tie)
 1958 Rice 13 at SMU 7
 1957 Rice 27 at SMU 21
 1956 SMU 14 at Rice 13
 1955 at SMU 20 Rice 0
 1954 SMU 20 at Rice 6
 1953 at SMU 12 Rice 7
 1952 SMU 21 at Rice 14
 1951 Rice 28 at SMU 7
 1950 SMU 42 at Rice 21
 1949 Rice 41 SMU 27
 1948 SMU 33 at Rice 7
 1947 at SMU 14 Rice 0
 1946 at Rice 21 SMU 7
 1945 at SMU 21 Rice 18
 1944 at Rice 21 SMU 0
 1943 at SMU 12 Rice 0
 1942 at Rice 13 SMU 7
 1941 Rice 6 at SMU 0
 1940 SMU 7 at Rice 6
 1939 at SMU 13 Rice 6
 1938 at Rice 25 SMU 14
 1937 Rice 15 at SMU 7
 1936 SMU 9 at Rice 0
 1935 at SMU 10 Rice 0
 1934 at Rice 9 SMU 0
 1933 SMU 13 at Rice 7
 1932 Rice 13 at SMU 0
 1931 SMU 21 at Rice 12
 1930 SMU 32 at Rice 0
 1929 at SMU 43 Rice 0
 1928 at SMU 53 Rice 13
 1927 at SMU 34 Rice 6
 1926 SMU 20 at Rice 0
 1921 at Rice 7 SMU 0
 1920 Rice 10 at SMU 0
 1919 at Rice 21 SMU 14
 1918 at Rice 13 SMU 0
 1916 at Rice 146 SMU 3

RICE vs. SOUTHERN MISS
(never played)

RICE vs. TULANE
(Rice leads 15-13-1)

2006 at Tulane 38 Rice 24
 2005 at Rice 42 Tulane 34
 1997 Rice 30 at Tulane 24
 1996 Rice 21 at Tulane 14
 1995 Tulane 17 at Rice 15
 1994 Tulane 15 at Rice 13
 1993 at Rice 34 Tulane 0
 1991 Rice 28 at Tulane 19
 1990 Tulane 21 at Rice 10
 1989 at Tulane 20 Rice 19
 1982 at Tulane 30 Rice 6
 1981 at Rice 20 Tulane 16
 1980 at Tulane 35 Rice 14
 1979 at Rice 21 Tulane 17
 1971 at Rice 14 Tulane 11
 1960 at Rice 10 Tulane 7
 1947 at Rice 3 Tulane 0
 1946 Rice 25 at Tulane 6

1945 at Rice 13 Tulane 7
 1944 at Tulane 21 Rice 0
 1943 Tulane 33 at Rice 0
 1942 at Tulane 18 Rice 7
 1941 at Rice 10 Tulane 9
 1940 at Tulane 15 Rice 6
 1938 at Tulane 26 Rice 17
 1921 Tulane 7 at Rice 6
 1920 at Tulane 0 Rice 0 (tie)
 1917 Rice 16 at Tulane 0
 1916 at Rice 23 Tulane 13

RICE vs. TULSA
(Rice leads 7-4-1)

2006 Rice at Tulsa 38 (2ot)
 2005 Tulsa 41 at Rice 21
 2004 at Tulsa 39 Rice 22
 2003 Tulsa 31 at Rice 28
 2002 Rice 33 at Tulsa 18
 2001 at Rice 59 Tulsa 32
 2001 Tulsa 23 at Rice 16
 1999 Rice 20 at Tulsa 10
 1998 at Rice 14 Tulsa 10
 1997 Rice 42 at Tulsa 24
 1996 at Rice 42 Tulsa 14
 1937 at Rice 0, Tulsa 0 (tie)

RICE vs. UAB
(Series tied 1-1-0)

2006 at Rice 34 UAB 33
 2005 at UAB 45 Rice 26

RICE vs. UCF
(Series tied 1-1-0)

2006 Rice 40 at UCF 29
 2005 UCF 31 at Rice 28

RICE vs. UTEP
(Series tied 5-5-0)

2006 Rice 37 at UTEP 31
 2005 UTEP 38 at Rice 31
 2004 at UTEP 35 Rice 28
 2003 at Rice 45 UTEP 14
 2002 at UTEP 38 Rice 35
 2001 at Rice 27 UTEP 17
 2000 at UTEP 38 Rice 21
 1999 UTEP 30 at Rice 29
 1997 at Rice 31 UTEP 13
 1996 Rice 48 at UTEP 21

SMU vs. SOUTHERN MISS
(never played)

SMU vs. TULANE
(Tulane leads 10-5)

2006 SMU 33 at Tulane 28
 2005 Tulane 31 at SMU 10
 2000 Tulane 29 at SMU 17
 1999 Tulane 53 SMU 19
 1998 Tulane 31 at SMU 21
 1992 Tulane 13 at SMU 12
 1991 SMU 31 Tulane 17
 1990 Tulane 43 SMU 7
 1982 at SMU 51 Tulane 7
 1980 SMU 31 Tulane 21
 1979 Tulane 24 SMU 17
 1977 at SMU 26 Tulane 23
 1945 Tulane 19 SMU 7
 1944 Tulane 27 SMU 7
 1943 Tulane 12 SMU 6

SMU vs. UAB
(SMU leads 2-0)

2006 at SMU 22 UAB 9
 2005 SMU 28 at UAB 27

SMU vs. UCF
(never played)

SMU vs. UTEP
(SMU leads 9-5)

2006 at UTEP 24 SMU 21
 2005 at SMU 40 UTEP 27
 2004 at UTEP 57 SMU 27
 2003 at UTEP 21 SMU 19
 2002 SMU 42 at UTEP 35
 2001 at SMU 40 UTEP 14
 2000 at UTEP 37 SMU 20
 1999 at UTEP 42 SMU 28
 1997 at SMU 28 UTEP 14
 1996 SMU 30 at UTEP 0
 1985 at SMU UTEP 23
 1982 SMU 31 at UTEP 10
 1933 at SMU 27 UTEP 6
 1932 SMU 26 at UTEP 0

SOUTHERN MISS vs. TULANE
(Southern Miss leads 21-7-0)

2006 Southern Miss 31 at Tulane 3
 2005 at Southern Miss 26 Tulane 7
 2004 Southern Miss 32 Tulane 14
 2003 at Southern Miss 28 Tulane 14
 2002 at Tulane 31 Southern Miss 10
 2001 at Southern Miss 59 Tulane 6
 2000 Southern Miss 56 at Tulane 24
 1999 at Southern Miss 48 Tulane 14
 1998 at Tulane 21 Southern Miss 7
 1997 at Southern Miss 34 Tulane 13
 1996 Southern Miss 31 at Tulane 28
 1995 at Southern Miss 45 Tulane 0
 1994 Southern Miss 25 at Tulane 10
 1993 Tulane 17 at Southern Miss 15
 1992 Southern Miss 17 at Tulane 7
 1991 at Southern Miss 47 Tulane 14
 1990 Southern Miss 26 at Tulane 14
 1989 at Southern Miss 30 Tulane 21
 1988 Southern Miss 38 at Tulane 13
 1987 at Southern Miss 31 Tulane 24
 1986 at Tulane 35 Southern Miss 20
 1985 at Southern Miss 24 Tulane 6
 1984 at Tulane 35 Southern Miss 7
 1983 Tulane 14 at Southern Miss 7
 1982 Southern Miss 22 at Tulane 10
 1981 at Southern Miss 21 Tulane 3
 1980 Southern Miss 17 at Tulane 14
 1979 Tulane 20 at Southern Miss 19

SOUTHERN MISS vs. TULSA
(Southern Miss leads 3-2-1)

2006 at Tulsa 20 Southern Miss 6
 2005 Tulsa 34 at Southern Miss 17
 1994 at Southern Miss 47 Tulsa 29
 1993 at Tulsa 30 Southern Miss 30 (tie)
 1992 at Southern Miss 33 Tulsa 24
 1991 at Tulsa 13 Southern Miss 10

SOUTHERN MISS vs. UAB
(Southern Miss leads 7-0)

2006 at Southern Miss 25 UAB 20
 2005 Southern Miss 37 at UAB 28
 2004 at Southern Miss 26 UAB 21
 2003 Southern Miss 17 at UAB 12
 2002 Southern Miss 20 at UAB 13
 2001 at Southern Miss 3 UAB 0
 2000 Southern Miss 33 UAB 30 (2 ot)

SOUTHERN MISS vs. UCF
(Southern Miss leads 2-0-0)

2006 Southern Miss 19 at UCF 14
 2005 at Southern Miss 52 UCF 31

SOUTHERN MISS vs. UTEP
(Series tied 1-1)

1988 Southern Miss 38 vs. UTEP 18
(Independence Bowl)
 1954 UTEP 37 vs. Southern Miss 14
(Sun Bowl)

TULANE vs. TULSA
(Tulsa leads 2-1)

2006 at Tulsa 31 Tulane 3
 2005 Tulsa 38 at Tulane 14
 1968 at Tulane 25 Tulsa 15

TULANE vs. UAB
(UAB leads 3-2-0)

2004 UAB 59 at Tulane 55
 2003 Tulane 38 at UAB 24
 2002 at Tulane 35 UAB 14
 2001 at UAB 34 Tulane 27
 1999 UAB 23 at Tulane 20 (ot)

TULANE vs. UCF
(UCF leads 2-1)

2006 at Tulane 10 UCF 9
 2005 at UCF 34 Tulane 24
 2001 UCF 36 at Tulane 29

TULANE vs. UTEP
(UTEP leads 2-0-0)

2006 at UTEP 34 Tulane 20
 2005 UTEP 45 vs. Tulane 21

TULSA vs. UAB
(never played)

TULSA vs. UCF
(Tulsa leads 1-0-0)

2005 Tulsa 44 at UCF 27
(C-USA Championship Game)

TULSA vs. UTEP
(Tulsa leads 8-6-0)

2006 at Tulsa 30 UTEP 20
 2005 at UTEP 41 Tulsa 38
 2003 Tulsa 56 at UTEP 28
 2002 at Tulsa 20 UTEP 0
 2001 at UTEP 26 Tulsa 10
 2000 UTEP 40 at Tulsa 7
 1999 Tulsa 43 at UTEP 19
 1997 UTEP 33 at Tulsa 18
 1996 Tulsa 38 at UTEP 21
 1995 Tulsa 38 at UTEP 28
 1994 UTEP 24 at Tulsa 17
 1992 at Tulsa 48 UTEP 39
 1989 Tulsa 23 at UTEP 14
 1988 UTEP 27 at Tulsa 24

UAB vs. UCF
(UCF leads 4-0-0)

2006 at UCF 31 UAB 22
 2005 UCF 27 at UAB 21
 2001 at UCF 24 UAB 7
 1996 UCF 35 at UAB 13

UAB vs. UTEP
(Series tied 1-1-0)

2006 UTEP 36 at UAB 17
 2005 UAB 35 at UTEP 23

UCF vs. UTEP
(never played)

Conference USA has more than 40 football games that are scheduled to be nationally televised in 2007 on CSTV, ESPN, ESPN 2 and the NFL Network. Included are a number of unopposed windows that provide tremendous exposure to C-USA, as well as several exciting league match-ups, and many challenging non-conference contests. Additionally, at least seven other games will be regionally televised throughout the southeast on CSS.

This season marks the third year of C-USA's partnership with CSTV: College Sports Television. CSTV and Conference USA signed a six-year initial term in 2005 that includes significant national and regional exposure for football, men's and women's basketball and other C-USA sports. CSTV, the fastest growing independent cable network, has agreements with distributors that serve more than 65 million households nationwide. It deals with the top six distributors - Comcast, DirecTV, Time Warner, Charter, Cox and Adelphia, among others.

Conference USA will also be featured on ESPN and its family of networks, having at least 19 regular season contests televised this fall, including 10 games as part of its contract with the network and eight additional non-conference games that have been selected by the network through agreements with other conferences. The third annual Conference USA Championship Game will be televised by ESPN or ESPN 2 on Saturday, December 1.

Additional Conference USA football television exposures remain a possibility, and will be released as soon as they are finalized.



CSTV NATIONAL

Saturday, September 1	New Mexico at UTEP	10:00 p.m. EDT/9:00 p.m. CDT
Saturday, September 8	North Carolina at East Carolina	6:00 p.m. EDT/5:00 p.m. CDT
Saturday, September 15	BYU at Tulsa	9:00 p.m. EDT/8:00 p.m. CDT
Saturday, September 22	Colorado State at Houston	4:30 p.m. EDT/3:30 p.m. CDT
Saturday, September 29	SMU at TCU	8:30 p.m. EDT/7:30 p.m. CDT
Saturday, September 29	UTEP at SMU	4:30 p.m. EDT/3:30 p.m. CDT
Saturday, October 6	UCF at East Carolina	7:30 p.m. EDT/6:30 p.m. CDT
Saturday, October 13	Rice at Houston	3:30 p.m. EDT/2:30 p.m. CDT
Saturday, October 13	SMU at Southern Miss	7:30 p.m. EDT/6:30 p.m. CDT
Saturday, October 20	North Carolina State at East Carolina	4:30 p.m. EDT/4:30 p.m. CDT
Saturday, October 27	Rice at Marshall	4:30 p.m. EDT/3:30 p.m. CDT
Saturday, November 3	Tulsa at Tulane	7:30 p.m. EST/6:30 p.m. CST
Saturday, November 10	UCF at UAB	7:30 p.m. EST/6:30 p.m. CST
Saturday, November 17	Southern Miss at UTEP	7:30 p.m. EST/6:30 p.m. CST

ESPN

Saturday, September 1	East Carolina at Virginia Tech	Noon EDT/11:00 a.m. CDT
Monday, September 3	Texas Tech at SMU	4:00 p.m. EDT/3:00 p.m. CDT
Thursday, September 27	Southern Miss at Boise State	7:30 p.m. EDT/6:30 p.m. CDT
Sunday, October 21	Southern Miss at Marshall	8:00 p.m. EST/7:00 p.m. CST
Sunday, October 28	UCF at Southern Miss	8:00 p.m. EST/7:00 p.m. CST
Sunday, November 4	SMU at Houston	8:00 p.m. EST/7:00 p.m. CST
Sunday, December 23	Sheraton Hawai'i Bowl	8:00 p.m. EST/7:00 p.m. CST
Saturday, December 29	AutoZone Liberty Bowl	4:30 p.m. EST/3:30 p.m. CST
Sunday, January 6	GMAC Bowl	8:00 p.m. EST/7:00 p.m. CST

ESPN 2

Thursday, August 30	Tulsa at Louisiana-Monroe	7:00 p.m. EDT/6:00 p.m. CDT
Saturday, September 1	UAB at Michigan State	Noon EDT/11:00 a.m. CDT
Saturday, September 8	West Virginia at Marshall	11:00 a.m. EDT/10:00 a.m. CDT
Saturday, September 15	Texas at UCF	3:30 p.m. EDT/2:30 p.m. CDT
Friday, September 21	Oklahoma at Tulsa	8:00 p.m. EDT/7:00 p.m. CDT
Tuesday, October 2	Marshall at Memphis	7:30 p.m. EDT/6:30 p.m. CDT
Wednesday, October 3	Rice at Southern Miss	7:30 p.m. EDT/6:30 p.m. CDT
Friday, December 21	R+L Carriers New Orleans Bowl	8:00 p.m. EST/7:00 p.m. CST
Saturday, December 22	Papajohns.com Bowl	1:00 p.m. EST/Noon CST

ESPN OR ESPN 2

Saturday, September 29	LSU at Tulane	TBA
Saturday, December 1	C-USA Championship Game	TBA

ESPN U

Saturday, September 1	Marshall at Miami (Fla.)	11:10 a.m. EDT/10:10 a.m. CDT
Saturday, September 8	UAB at Florida State	6:00 p.m. EDT/5:00 p.m. CDT
Saturday, October 6	Tulane at Army	TBA

ESPN 360

Saturday, September 1	UCF at North Carolina State	6:00 p.m. EDT/5:00 p.m. CDT
-----------------------	-----------------------------	-----------------------------

ESPN 2/ESPN U/ESPN CLASSIC

Saturday, November 17	Tulsa at Army	TBA
-----------------------	---------------	-----

FOX SPORTS NET

Saturday, September 22	Rice at Texas	7:00 p.m. EDT/6:00 p.m. CDT
------------------------	---------------	-----------------------------

NFL NETWORK

Friday, December 28	Texas Bowl	8:00 p.m. EDT/7:00 p.m. CDT
---------------------	------------	-----------------------------

CSS REGIONAL

Saturday, September 1	Ole Miss at Memphis	3:30 p.m. EDT/2:30 p.m. CDT
Saturday, September 8	Mississippi State at Tulane	7:00 p.m. EDT/6:00 p.m. CDT
Saturday, September 22	Memphis at UCF	3:30 p.m. EDT/2:30 p.m. CDT
Saturday, November 3	Marshall at UCF	3:30 p.m. EST/2:30 p.m. CST
Saturday, November 3	Southern Miss at UAB	7:00 p.m. EST/6:00 p.m. CST
Saturday, November 10	Memphis at Southern Miss	4:30 p.m. EST/3:30 p.m. CST
Saturday, November 17	UAB at Memphis	3:30 p.m. EST/2:30 p.m. CST



RADIO AFFILIATES

SCHOOL	FLAGSHIP	DIAL
East Carolina	WSFL-FM	106.5
Play-By-Play:	Jeff Charles	
Analyst:	Kevin Monroe	
Houston	KBME-AM	790
Play-By-Play:	Tom Franklin	
Analysts:	David Klingler/ Ted Pardee	
Marshall	WDGG-FM	93.7
Play-By-Play:	Steve Cotton	
Analyst:	Greg Cyrus	
Memphis	WREC-AM	600
Play-By-Play:	Dave Woloshin	
Analyst:	Bob Rush	
Rice	KSEV-AM	700
Play-By-Play:	Matt Musil	
Analyst:	Bobby Dixon	
SMU	KTCK-AM	1310
Play-By-Play:	Rich Phillips	
Analyst:	Craig Swann	
Southern Miss	WXRR-FM	104.5
Play-By-Play:	John Cox	
Analyst:	Vic Purvis	
Tulane	WIST-AM	690
Play-By-Play:	Larry Matson	
Analyst:	Steve Barrios	
Tulsa	KRMG-AM	740
Play-By-Play:	Bruce Howard	
Analyst:	Rick Couri	
UAB	WYDE-FM	101.1
Play-By-Play:	David Crane	
Analyst:	Kevin Drake	
UCF	WQTM-AM	740
Play-By-Play:	Marc Daniels	
Analyst:	Gary Parris	
UTEP	KOFX-FM	92.3
Play-By-Play:	Jon Teicher	
Analyst:	Bernie Ricono	
UTEP (Spanish)	KSVE-AM	1150
Play-By-Play:	Omar Ropele	
Analyst:	Mike Perez	



2006

CSTV

August 31 UTEP 34, San Diego State 27
 September 2 Navy 28, East Carolina 23
 September 2 Houston 31, Rice 30
 September 9 Texas Tech 38, UTEP 35 (ot)
 September 16 USF 24, UCF 17
 September 23 Tulsa 24, Navy 23 (ot)
 September 23 New Mexico 26, UTEP 13
 September 23 Houston 34, Oklahoma State 25
 September 30 SMU 33, Tulane 28
 October 7 East Carolina 31, Virginia 21
 October 14 Rice 34, UAB 33
 October 21 Tulsa 35, Memphis 14
 October 28 Houston 51, UCF 31
 October 28 East Carolina 20,
 Southern Miss 17 (ot)

November 4 Houston 27, Tulsa 10
 November 4 Marshall 42, Tulane 21
 November 11 UCF 26, Memphis 24
 November 18 Southern Miss 25, UAB 20
 November 25 Southern Miss 42, Marshall 7

ESPN

September 3 Mississippi 28, Memphis 25
 September 16 Texas 52, Rice 7
 September 30 Tennessee 41, Memphis 7
 October 13 Pittsburgh 52, UCF 7
 November 5 Southern Miss 42, Memphis 21
 December 23 Armed Forces Bowl
 Utah 25, Tulsa 13

December 29 AutoZone Liberty Bowl
 South Carolina 44, Houston 36
 GMAC Bowl
 January 7 Southern Miss 28, Ohio 7

ESPN 2

September 23 West Virginia 27, East Carolina 10
 September 30 Miami (Fla.) 14, Houston 13
 October 3 Tulsa 20, Southern Miss 6
 October 4 UCF 23, Marshall 22
 October 27 Tulsa 30, UTEP 20
 October 31 SMU 22, UAB 9
 November 10 UTEP 36, UAB 17
 December 1 Houston 34, Southern Miss 20
 December 22 New Orleans Bowl
 Troy 41, Rice 24

December 23 Papajohns.com Bowl
 USF 24, East Carolina 7

ESPN U

September 23 Florida State 55, Rice 7
 September 30 Rice 48, Army 14
 October 21 Virginia Tech 36, Southern Miss 6
 November 25 East Carolina 21, North Carolina
 State 16

TBS

September 2 Oklahoma 24, UAB 17

CSS

November 25 UCF 31, UAB 22

FOX SPORTS NET

September 16 Kansas State 23, Marshall 7

FSN PRIME TICKET

September 9 UCLA 26, Rice 16

THE MTN.

September 9 BYU 49, Tulsa 24

SUN SPORTS

September 2 Florida 34, Southern Miss 7
 September 9 Florida 42, UCF 0

2005

CSTV

September 3 East Carolina 24, Duke 21
 September 10 SMU 21, TCU 10
 September 17 Mississippi State 21, Tulane 14
 September 24 UTEP 21, New Mexico 13
 October 1 Memphis 27, UTEP 20
 October 8 Tulsa 34, Southern Miss 17
 October 15 Memphis 35, Houston 20
 October 22 Memphis 27, East Carolina 24
 October 29 Marshall 27, Tulane 26
 November 5 SMU 27, Rice 7
 November 5 Navy 49, Tulane 21
 November 12 UCF 27, UAB 21

November 19 Memphis 24, Southern Miss 22
 November 26 Memphis 26, Marshall 3

ESPN

September 1 South Carolina 24, UCF 15
 September 5 Mississippi 10, Memphis 6
 October 21 Southern Miss 37, UAB 28
 December 3 C-USA Championship Game
 Tulsa 44, UCF 27

December 20 New Orleans Bowl
 Southern Miss 31, Arkansas State 19
 GMAC Bowl

December 21 Toledo 45, UTEP 13

December 23 Fort Worth Bowl
 Kansas 42, Houston 13

December 24 Sheraton Hawaii Bowl
 Nevada 49, UCF 48 (ot)

December 26 Motor City Bowl
 Memphis 38, Akron 31

December 31 AutoZone Liberty Bowl
 Tulsa 31, Fresno State 24

ESPN 2

September 1 Oregon 38, Houston 24
 September 1 Minnesota 41, Tulsa 10
 September 10 Kansas State 21, Marshall 19
 September 10 Alabama 30, Southern Miss 21
 September 16 UTEP 44, Houston 41 (2ot)
 October 8 Virginia Tech 41, Marshall 14
 October 14 UTEP 45, Tulane 21
 November 1 UAB 37, Memphis 20
 November 8 Southern Miss 27, Marshall 24 (ot)

ESPN PLUS

September 24 West Virginia 20, East Carolina 15

ESPN U

September 3 UTEP 34, New Mexico State 17
 October 29 Southern Miss 21, North Carolina
 State 17

I NETWORK

October 8 Houston 35, Tulane 14
 October 15 Marshall 20, UAB 19
 October 22 UTEP 31, Marshall 3
 October 29 UTEP 38, Rice 31
 November 5 UCF 31, Houston 29
 November 19 UAB 35, UTEP 23

FOX SPORTS NET

September 10 Oklahoma 31, Tulsa 15
 September 17 Texas A&M 66, SMU 8
 September 17 Texas 51, Rice 10

FOX SPORTS NET FLORIDA

September 17 USF 31, UCF 14

JEFFERSON-PILOT

September 3 Tennessee 17, UAB 10

2004

CBS

December 5 Navy 34, Army 6

ESPN

September 5 Louisville 28, Kentucky 0
 September 23 Miami (Fla.) 38, Houston 13
 October 14 Miami (Fla.) 41, Louisville 38
 October 15 UAB 41, TCU 25
 October 22 Louisville 41, USF 9
 November 4 Louisville 56, Memphis 49
 December 4 California 26, Southern Miss 16
 December 14 Wyndham New Orleans Bowl
 Southern Miss 31, North Texas 10
 GMAC Bowl

December 22 Bowling Green 52, Memphis 35
 December 23 PlainsCapital Fort Worth Bowl
 Cincinnati 32, Marshall 14
 December 24 Sheraton Hawaii Bowl
 Hawaii 59, UAB 40

December 31 AutoZone Liberty Bowl
 Louisville 44, Boise State 40

ESPN 2

September 2 TCU 48, Northwestern 45 (2ot)
 September 4 Mississippi State 28, Tulane 7
 September 17 Florida State 34, UAB 7
 October 7 Southern Miss 35, Houston 29 (ot)
 November 3 USF 45, UAB 20
 November 10 Louisville 55, TCU 28
 November 12 Memphis 30, Southern Miss 26
 November 27 Memphis 31, USF 15

December 4 Pittsburgh 43, USF 14

ESPN PLUS

September 4 Ohio State 27, Cincinnati 6
 September 18 Syracuse 9, Cincinnati 7
 September 25 Connecticut 40, Army 3
 October 9 Tulane 27, East Carolina 25
 October 23 Tulane 59, UAB 55
 October 30 East Carolina 38, Army 28

ABC

September 11 Southern Miss 21, Nebraska 17

TNT

September 11 Oklahoma 63, Houston 13

FOX SPORTS SOUTHWEST

September 18 Texas Tech 70, TCU 35

2003

CBS

December 6 Navy 34, Army 6

ESPN

August 30 Alabama 40, USF 17
 September 1 Cincinnati 40, East Carolina 3
 September 6 Michigan 50, Houston 3
 September 25 Nebraska 38, Southern Miss 14
 October 17 Louisville 47, Tulane 28
 November 20 Southern Miss 40, TCU 28
 December 23 PlainsCapital Fort Worth Bowl
 Boise State 34, TCU 31

December 25 Sheraton Hawaii Bowl
 Hawaii 'i 54, Houston 48
 December 31 AXA Liberty Bowl
 Utah 17, Southern Miss 0

ESPN 2

August 31 Louisville 40, Kentucky 24
 September 4 Southern Miss 17, UAB 12
 September 6 Memphis 44, Mississippi 34
 September 13 Miami (Fla.) 38, East Carolina 3
 September 30 Houston 27, East Carolina 13
 October 10 TCU 13, USF 10
 October 31 USF 24, Cincinnati 17 (ot)
 November 5 TCU 31, Louisville 28
 November 28 Louisville 43, Cincinnati 40
 December 16 New Orleans Bowl
 Memphis 27, North Texas 17

December 18 GMAC Bowl
 Miami (Ohio) 49, Louisville 28

ESPN PLUS

September 13 Rutgers 36, Army 21
 September 13 Cincinnati 15, West Virginia 13
 September 20 Tulane 50, Army 33
 November 15 Southern Miss 28, Tulane 14

TNT

September 27 Texas 63, Tulane 18

2002

CBS

December 7 Navy 58, Army 12

ESPN

September 2 Cincinnati 36, TCU 29 (ot)
 September 21 Ohio State 23, Cincinnati 19
 September 26 Louisville 26, Florida State 20 (ot)
 November 7 Cincinnati 24, Louisville 14
 November 14 Louisville 20, Southern Miss 17 (2ot)
 December 25 ConAgra Foods Hawaii Bowl
 Tulane 36, Hawaii 28

December 27 Houston Bowl
 Oklahoma State 33, Southern Miss
 23 December 31 AXA Liberty Bowl
 TCU 17, Colorado State 3

ESPN 2

September 1 Kentucky 22, Louisville 17
 September 7 Southern Miss 23, Illinois 20
 September 14 Colorado State 36, Louisville 33
 September 21 Alabama 20, Southern Miss 7
 October 8 Louisville 38, Memphis 32
 October 30 TCU 37, Southern Miss 7
 December 6 Cincinnati 42, East Carolina 26
 December 18 GMAC Bowl
 Marshall 38, Louisville 15
 December 17 New Orleans Bowl
 North Texas 24, Cincinnati 19

ESPN PLUS

September 21 Louisiana-Lafayette 34, UAB 0
 September 28 Texas 49, Tulane 0
 November 9 Air Force 49, Army 30
 November 9 Southern Miss 20, UAB 13

JEFFERSON PILOT

September 7 Mississippi 38, Memphis 16

2001**ABC**

August 25 Nebraska 21, TCU 7

CBS

December 1 Army 26, Navy 17

ESPN

September 1 Southern Miss 17, Oklahoma State 9
 October 4 Louisville 7, Colorado State 2
 November 10 East Carolina 28, Cincinnati 26
 November 15 Louisville 39, East Carolina 34
 November 23 Southern Miss 28, East Carolina 21
 November 23 TCU 37, Louisville 22
 December 28 galleryfurniture.com Bowl
 Texas A&M 28, TCU 9
 AXA Liberty Bowl
 Louisville 28, BYU 10

ESPN 2

August 25 Brigham Young 70, Tulane 35
 September 2 Purdue 19, Cincinnati 14
 September 3 Mississippi State 30, Memphis 10
 September 8 Florida State 29, UAB 7
 September 22 Illinois 34, Louisville 10
 September 22 Texas 53, Houston 26
 October 16 Louisville 24, Southern Miss 14
 October 30 East Carolina 37, TCU 30
 November 3 Penn State 38, Southern Miss 20
 November 29 Alabama 28, Southern Miss 15
 December 7 TCU 14, Southern Miss 12
 GMAC Bowl
 Marshall 64, East Carolina 61 (2ot)
 Motor City Bowl
 Toledo 23, Cincinnati 16

FOX SPORTS NET SOUTH

October 13 East Carolina 49, Army 26

ESPN PLUS

September 29 Boston College 31, Army 10

JEFFERSON PILOT

September 1 Louisville 36, Kentucky 10

2000**CBS**

December 2 Navy 30, Army 28

ESPN

September 2 Tennessee 19, Southern Miss 16
 September 7 Virginia Tech 45, East Carolina 28
 November 18 West Virginia 42, East Carolina 24
 December 27 Motor City Bowl
 Marshall 25, Cincinnati 14
 AXA Liberty Bowl
 Colorado State 22, Louisville 17

ESPN 2

September 16 Southern Miss 21, Alabama 0
 September 23 East Carolina 34, Syracuse 17
 September 23 Florida State 31, Louisville 0
 December 20 GMAC Mobile Alabama Bowl
 Southern Miss 28, TCU 21
 galleryfurniture.com Bowl
 East Carolina 40, Texas Tech 27

MIDWEST SPORTS CHANNEL

September 16 Wisconsin 28, Cincinnati 25 (ot)

FOX SPORTS NET

September 2 Mississippi State 17, Memphis 3
 September 4 Cincinnati 23, Army 17
 September 9 Boston College 55, Army 17
 September 9 Cincinnati 12, Syracuse 10
 September 30 Southern Miss 24, Memphis 3
 October 7 Memphis 17, East Carolina 10
 October 14 Southern Miss 56, Tulane 24

October 14
 October 19
 October 21
 November 4
 November 4
 November 11
 November 24

Louisville 38, Cincinnati 24
 East Carolina 28, Louisville 25
 Army 21, Tulane 17
 Tennessee 19, Memphis 17
 Louisville 49, Southern Miss 28
 East Carolina 62, Houston 20
 East Carolina 14, Southern Miss 9

1999**ABC**

September 6 Texas A&M 23, Southern Miss 6

CBS

December 4 Navy 19, Army 9

ESPN

December 31 AXA Liberty Bowl
 Southern Miss 23, Colorado State 17

ESPN 2

September 4 East Carolina 30, West Virginia 33
 September 25 East Carolina 27, Miami (Fla.) 23
 December 22 Mobile Alabama Bowl
 TCU 28 East Carolina 14
 Humanitarian Bowl
 Boise State 34, Louisville 31

ESPN REGIONAL

September 25 Ohio State 34, Cincinnati 20

FOX SPORTS NET

September 6 Southern Miss 48, Tulane 14
 September 11 Wake Forest 34, Army 15
 September 11 East Carolina 27, Duke 9
 September 18 Cincinnati 17, Wisconsin 12
 September 25 Oklahoma 42, Louisville 21
 October 2 Missouri 27, Memphis 17
 October 9 Southern Miss 39, East Carolina 22
 October 16 UAB 24, Cincinnati 21 (ot)
 October 30 East Carolina 19, Houston 3
 November 6 Southern Miss 20, Memphis 5
 November 13 East Carolina 48, Cincinnati 34
 November 20 Southern Miss 30, Louisville 27

FOX SPORTS NET SYNDICATED

September 4 Missouri 31, UAB 28

FOX SPORTS NET SOUTH

September 4 Louisville 56, Kentucky 28
 September 11 Mississippi State 13, Memphis 10
 October 2 East Carolina 33, Army 14
 October 23 East Carolina 52, Tulane 7

JEFFERSON-PILOT

September 11 Alabama 37, Houston 10

1998**ABC**

September 5 Penn State 34, Southern Miss 6

CBS

December 5 Army 34, Navy 30

ESPN

December 31 AXA/Equitable Liberty Bowl
 Tulane 41, Brigham Young 27

ESPN 2

September 19 Louisville 35, Illinois 9
 October 10 Syracuse 63, Cincinnati 21
 October 23 Marshall 48, Louisville 29
 December 30 Humanitarian Bowl
 Idaho 42, Southern Miss 35

FOX SPORTS NET

September 5 Kentucky 68, Louisville 34
 September 12 Mississippi State 14, Memphis 6
 September 19 Army 37, Cincinnati 20
 September 19 Texas A&M 24, Southern Miss 6
 September 26 Tulane 42, Navy 24
 October 3 Tulane 21, Southern Miss 7
 October 17 Tulane 28, Louisville 22
 October 24 Southern Miss 41, East Carolina 7
 November 7 Air Force 35, Army 7
 November 14 Tulane 49, Army 35
 November 21 Tulane 48, Houston 20

FOX SPORTS NET SOUTH

October 3 East Carolina 30, Army 25
 October 31 Houston 34, East Carolina 31

FX

September 19 UCLA 42, Houston 24
 October 10 Arkansas 23, Memphis 9

NBC

October 24 Notre Dame 20, Army 17

1997**CBS**

September 13 Louisville 26, Illinois 14
 September 20 Penn State 57, Louisville 21

ESPN

September 6 West Virginia 24, East Carolina 17
 November 13 East Carolina 14, Cincinnati 7
 December 31 AXA/Equitable Liberty Bowl
 Southern Miss 41, Pittsburgh 7

ESPN 2

August 30 Florida 21, Southern Miss 6
 September 6 Southern Miss 24, Illinois 7
 September 20 Syracuse 30, Tulane 19
 September 27 Cincinnati 24, Boston College 6
 December 29 Humanitarian Bowl
 Cincinnati 34, Utah State 19

FOX SPORTS NET

September 6 California 38, Houston 3
 September 13 Pittsburgh 35, Houston 24
 September 20 South Carolina 26, East Carolina 0
 September 27 Oklahoma 35, Louisville 14
 October 4 Tulane 41, Army 0
 October 11 Southern Miss 23, East Carolina 13
 October 18 Houston 41, Cincinnati 38 (2ot)
 October 25 Southern Miss 34, Tulane 13
 November 1 Southern Miss 24, Cincinnati 17
 November 8 Cincinnati 28, Louisville 9
 November 15 Southern Miss 33, Houston 0
 November 22 Southern Miss 42, Memphis 18

FOX SPORTS SOUTH

August 30 Mississippi State 13, Memphis 10
 September 13 East Carolina 25, Wake Forest 24
 October 25 East Carolina 32, Memphis 10

JEFFERSON PILOT

August 30 Alabama 42, Houston 17

1996**ABC**

September 7 Penn State 24, Louisville 7

ESPN

October 10 Southern Miss 28, East Carolina 7
 December 27 St. Jude Liberty Bowl
 Syracuse 30, Houston 17

ESPN 2

August 31 Louisville 38, Kentucky 14
 November 16 Florida State 54, Southern Miss 14

FX

October 5 Tulane 35, TCU 7
 October 26 North Carolina 42, Houston 14
 November 16 Houston 38, Louisville 7

PRIME SPORTS/FOX SPORTS


August 30 Tulane 34, Cincinnati 14
 August 31 Miami (Fla.) 30, Memphis 7
 September 7 Cincinnati 24, Kentucky 3
 September 14 Kansas State 35, Cincinnati 0
 September 14 Baylor 14, Louisville 13
 September 21 Southern California 26, Houston 9
 September 28 Southern Miss 24, Louisville 7
 October 12 Boston College 24, Cincinnati 17
 October 19 Southern Miss 16, Memphis 0
 November 2 Southern Miss 21, Cincinnati 17
 November 9 Syracuse 31, Tulane 7

JEFFERSON PILOT


September 7 Alabama 20, Southern Miss 10

SPORT SOUTH

August 31 Southern Miss 11, Georgia 7




Brett Favre



Byron Leftwich



J.P. Losman



Asante Samuel

(Former C-USA players on NFL rosters)

EAST CAROLINA

Aundrae Allison	WR	Minnesota Vikings
Rod Coleman	DT	Atlanta Falcons
Terrance Copper	WR	New Orleans Saints
Damane Duckett	DL	San Francisco 49ers
David Garrard	QB	Jacksonville Jaguars
Eric Graham	OT	Carolina Panthers
Richard Koonce	LB	Pittsburgh Steelers
Vonta Leach	FB	Houston Texans
Brian Rimpf	OT	Baltimore Ravens
Guy Whipper	OT	New York Giants

HOUSTON

Jackie Battle	RB	Dallas Cowboys
Thomas Gafford	LS	Seattle Seahawks
Willie Gaston	CB	Baltimore Ravens
Will Gulley	FS	Arizona Cardinals
Rex Hadnot	OG	Miami Dolphins
Rodney Hannah	TE	Dallas Cowboys
Wade Koehl	LB	New Orleans Saints
Kevin Kolb	QB	Philadelphia Eagles
Marquay Love	DT	Miami Dolphins
Vincent Marshall	WR	Atlanta Falcons
Hanik Milligan	S	Arizona Cardinals
Stanford Rount	CB	Oakland Raiders

MARSHALL

Mike Bartrum	TE	Philadelphia Eagles
Ahmad Bradshaw	RB	New York Giants
Troy Brown	WR	Free Agent
Chris Crocker	FS	Atlanta Falcons
Derek Devine	QB	Seattle Seahawks
Chris Hanson	P	New Orleans Saints
Byron Leftwich	QB	Jacksonville Jaguars
Chris Massey	LS	St. Louis Rams
Randy Moss	WR	New England Patriots
Chad Pennington	QB	New York Jets
Jason Rader	TE	Miami Dolphins
Steve Sciuillo	OT	Carolina Panthers
John Wade	C	Tampa Bay Buccaneers
Darius Watts	WR	New York Giants

MEMPHIS

Idrees Bashir	FS	Detroit Lions
Marcus Bell	DT	New York Giants
Tony Brown	DT	Tennessee Titans
Isaac Bruce	WR	St. Louis Rams
Robert Douglas	RB	New York Giants
Tim Goodwell	LB	Green Bay Packers
Stephen Gostkowski	K	New England Patriots
Artis Hicks	OT	Minnesota Vikings
Brandon McDonald	DB	Cleveland Browns
Mike McKenzie	DB	New Orleans Saints
Wade Smith	OT	New York Jets
Michael Stone	CB	New York Giants
Eric Taylor	DT	Seattle Seahawks
DeAngelo Williams	RB	Carolina Panthers

RICE

Patrick Dendy	CB	Green Bay Packers
Brandon Green	DE	St. Louis Rams
Larry Izzo	LB	New England Patriots
N.D. Kalu	DE	Houston Texans
Terrence Melton	LB	Carolina Panthers
Ryan Pontbriand	LS	Cleveland Browns
Marcus Rucker	LB	Seattle Seahawks
Quinton Smith	RB	New England Patriots
John Syptak	DE	San Francisco 49ers

SMU

Kevin Garrett	CB	Carolina Panthers
Keylon Kincade	RB	Dallas Cowboys
Alvin Nnabuife	DB	Green Bay Packers
Justin Rogers	LB	New England Patriots

SOUTHERN MISS

George Batiste	OG	Kansas City Chiefs
Michael Boley	LB	Atlanta Falcons

Jeremy Bridges	OT	Carolina Panthers
Greg Brooks	CB	Cincinnati Bengals
Antoine Cash	LB	Tampa Bay Buccaneers
Rod Davis	LB	Free Agent
Brett Favre	QB	Green Bay Packers
John Eubanks	CB	Washington Redskins
Bobby Hamilton	DE	New York Jets
Tom Johnson	DE	Indianapolis Colts
Jeremy Parquet	OT	St. Louis Rams
Todd Pinkston	WR	Free Agent
Jeff Posey	LB	Free Agent
Etric Pruitt	S	Detroit Lions
Patrick Surtain	DB	Kansas City Chiefs
Adalius Thomas	DE/LB	New England Patriots
Chad Williams	FS	Free Agent

TULANE

Anthony Cannon	LB	Detroit Lions
J.P. Losman	QB	Buffalo Bills
Seth Marler	K	Atlanta Falcons
Mewelde Moore	RB	Minnesota Vikings
Patrick Ramsey	QB	Denver Broncos
Lester Ricard	QB	Jacksonville Jaguars
Israel Route	CB	Detroit Lions
Jerald Sowell	FB	Tampa Bay Buccaneers
Roydell Williams	WR	Tennessee Titans

TULSA

Bobby Blackshire	S	Baltimore Ravens
Gus Frerotte	QB	St. Louis Rams
Nick Graham	DB	Philadelphia Eagles
Jon Hameister-Reis	G	Arizona Cardinals
Garrett Mills	FB	New England Patriots
Kevin Shaffer	OL	Cleveland Browns

UAB

Kyle Bissinger	LB	New England Patriots
Dan Burks	FB	Cincinnati Bengals
Darrell Hackney	QB	Denver Broncos
Carlos Hendricks	DB	Tampa Bay Buccaneers
Jermaine McElveen	DE	Tennessee Titans
Brandon Register	DB	Washington Redskins
Bryan Thomas	DE	New York Jets
Corey White	FB	Green Bay Packers
Roddy White	WR	Atlanta Falcons
Julius Wilson	OT	Miami Dolphins

UCF

Atari Bigby	S	Green Bay Packers
Paul Carrington	DE	Atlanta Falcons
Daunte Culpepper	QB	Miami Dolphins
Travis Fisher	CB	St. Louis Rams
Ryan Flinn	P	Miami Dolphins
Doug Gabriel	WR	Oakland Raiders
Michael Gaines	TE	Carolina Panthers
Cornell Green	OT	Oakland Raiders
Alex Haynes	RB	Carolina Panthers
Rashad Jeanty	LB	Cincinnati Bengals
Darcy Johnson	TE	New York Giants
Travonti Johnson	CB	New York Giants
Brandon Marshall	WR	Denver Broncos
Matt Prater	K	Miami Dolphins
Anthony Pudewell	TE	Jacksonville Jaguars
Asante Samuel	CB	New England Patriots
Mike Walker	WR	Jacksonville Jaguars

UTEP

Jayson Boyd	WR	Oakland Raiders
Trey Darilek	C	Dallas Cowboys
Jon Dorenbos	LS	Philadelphia Eagles
Chris Francies	WR	Green Bay Packers
Johnnie Lee Higgins	WR	Oakland Raiders
Thomas Howard	LB	Oakland Raiders
Lee Mays	WR	Free Agent
Alex Obomese	LB	Dallas Cowboys
Jordan Palmer	QB	Washington Redskins
Paul Smith	FB	Denver Broncos
David Sutton	WR	Miami Dolphins
Zach West	DL	New England Patriots
Brian Young	DT	New Orleans Saints

2007 DRAFTEES

Second Round

Kevin Kolb, QB, Houston Philadelphia Eagles

Third Round

Mike Walker, WR, UCF Jacksonville Jaguars
Johnnie Lee Higgins, WR, UTEP Oakland Raiders

Fifth Round

Brandon McDonald, CB, Memphis Cleveland Browns
Aundrae Allison, WR, East Carolina Minnesota Vikings

Sixth Round

Justin Rogers, DE, SMU New England Patriots
Jordan Palmer, QB, UTEP Washington Redskins

Seventh Round

Ahmad Bradshaw, RB, Marshall New York Giants

2006 DRAFTEES

First Round

DeAngelo Williams, RB, Memphis Carolina Panthers

Second Round

Thomas Howard, LB, UTEP Oakland Raiders

Fourth Round

Garrett Mills, TE, Tulsa New England Patriots
Stephen Gostkowski, K, Memphis New England Patriots

Brandon Marshall, WR, UCF Denver Broncos
Guy Whimper, OT, East Carolina New York Giants

Seventh Round

Anthony Cannon, LB, Tulane Detroit Lions

2005 DRAFTEES

First Round

Roddy White, WR, UAB Atlanta Falcons

Second Round

Stanford Rutt, CB, Houston Oakland Raiders
Eric Shelton, RB, Louisville Carolina Panthers

Fourth Round

Stefan LeFors, QB, Louisville Carolina Panthers
Kerry Rhodes, FS, Louisville New York Jets

Roydell Williams, WR, Tulane Tennessee Titans

Fifth Round

Trent Cole, OLB, Cincinnati Philadelphia Eagles
Robert McCune, LB, Louisville Washington Redskins

Michael Boley, LB, Southern Miss Atlanta Falcons
Anthony Alabi, OT, TCU Miami Dolphins

Tyjuan Hagler, LB, Cincinnati Indianapolis Colts

Eric Taylor, DT, Memphis Pittsburgh Steelers
Daven Holly, CB, Cincinnati San Francisco 49ers

Lionel Gates, RB, Louisville Buffalo Bills
Jeremy Parquet, OT, Southern Miss Kansas City Chiefs

J.R. Russell, WR, Louisville Tampa Bay Buccaneers

J.P. Losman, QB, Tulane Buffalo Bills

Bo Schobel, DE, TCU Tennessee Titans
Mewelde Moore, RB, Tulane Minnesota Vikings

J.R. Reed, S, USF Philadelphia Eagles

2004 DRAFTEES

First Round

J.P. Losman, QB, Tulane Buffalo Bills

Fourth Round

Bo Schobel, DE, TCU Tennessee Titans
Mewelde Moore, RB, Tulane Minnesota Vikings
J.R. Reed, S, USF Philadelphia Eagles

Fifth Round

Rod Davis, LB, Southern Miss Minnesota Vikings
Rex Hadnot, G, Houston Miami Dolphins

Sixth Round

Greg Brooks, CB, Southern Miss Cincinnati Bengals
Eric Pruitt, S, Southern Miss Atlanta Falcons

Eric Taylor, DT, Memphis Pittsburgh Steelers
Brian Rimpf, OT, East Carolina Baltimore Ravens

Kawika Mitchell, LB, South Florida Kansas City Chiefs
Dewayne White, DE, Louisville Tampa Bay Buccaneers

Antwan Peek, DE, Cincinnati Houston Texans
Wade Smith, OT, Memphis Miami Dolphins

Dave Ragone, QB, Louisville Houston Texans

Shurron Pierson, DE, South Florida Oakland Raiders

Adrian Madise, WR, TCU Denver Broncos
Jon Olinger, WR, Cincinnati Atlanta Falcons

Jeremy Bridges, OT, Southern Miss Philadelphia Eagles
Hanik Milligan, S, Houston San Diego Chargers

LaTarence Dunbar, WR, TCU Atlanta Falcons

Curry Burns, S, Louisville Houston Texans
Blue Adams, CB, Cincinnati Detroit Lions

Chris Johnson, S, Louisville Green Bay Packers
DeAndrew Rubin, WR, South Florida Green Bay Packers

Travis Anglin, WR, Memphis Detroit Lions

Bryan Thomas, DE, UAB New York Jets
Patrick Ramsey, QB, Tulane Washington Redskins

Eddie Freeman, DT, UAB Kansas City Chiefs
Deion Branch, WR, Louisville New England Patriots


Matt Schobel, TE, TCU Cincinnati Bengals

David Garrard, QB, East Carolina Jacksonville Jaguars


Chad Williams, SS, Southern Miss Baltimore Ravens

LaVar Glover, CB, Cincinnati Pittsburgh Steelers
Jeff Kelly, QB, Southern Miss Seattle Seahawks


Leonard Henry, RB, East Carolina Miami Dolphins



Rod Coleman



Chad Pennington



DeAngelo Williams

2001 DRAFTEES**First Round**

LaDainian Tomlinson, RB, TCU San Diego Chargers

Second Round

Idrees Bashir, S, Memphis Indianapolis Colts
Aaron Schobel, DE, TCU Buffalo Bills
Michael Stone, CB, Memphis Arizona Cardinals

Fourth Round

George Layne, FB, TCU Kansas City Chiefs
Cedric Scott, DE, Southern Miss New York Giants
Marcus Bell, DT, Memphis Arizona Cardinals
Curtis Fuller, S, TCU Seattle Seahawks
Shawn Worthen, TE, TCU Minnesota Vikings
Cedric James, WR, TCU Minnesota Vikings

Fifth Round

Bernard Robertson, G, Tulane Chicago Bears
Raymond Walls, S, Southern Miss Indianapolis Colts

Sixth Round

Daleroy Stewart, DT, Southern Miss Dallas Cowboys
Rashad Holman, CB, Louisville San Francisco 49ers
Mario Monds, DT, Cincinnati Washington Redskins
Otis Leverette, DE, UAB Miami Dolphins
John Nix, DT, Southern Miss Dallas Cowboys

2000 DRAFTEES**Second Round**

Todd Pinkston, WR, Southern Miss Philadelphia Eagles

Third Round

Chris Redman, QB, Louisville Baltimore Ravens
JaJuan Dawson, WR, Tulane Cleveland Browns
T.J. Slaughter, LB, Southern Miss Jacksonville Jaguars

Fourth Round

Frank Moreau, RB, Louisville Kansas City Chiefs

Sixth Round

Adalius Thomas, DL, Southern Miss Baltimore Ravens
Sherrod Gideon, WR, Southern Miss New Orleans Saints

Seventh Round

Mike Green, RB, Houston Tennessee Titans
Rodregis Brooks, DB, UAB Indianapolis Colts

1999 DRAFTEES**Second Round**

Shaun King, QB, Tulane Tampa Bay

Third Round

Mike McKenzie, DB, Memphis Green Bay

Fifth Round

Roderick Coleman, DL, East Carolina Oakland

Sixth Round

Troy Smith, WR, East Carolina Philadelphia
Chad Plummer, WR, Cincinnati Denver

Seventh Round

Pernell Davis, DL, UAB Philadelphia

1998 DRAFTEES**Second Round**

Artrell Hawkins, DB, Cincinnati Cincinnati
Patrick Surtain, DB, Southern Miss Miami

Third Round

Brad Jackson, LB, Cincinnati Miami
Larry Shannon, WR, East Carolina Miami

Fourth Round

Jason Fabini, OL, Cincinnati New York Jets
Leonta Rheams, DL, Houston New England

Fifth Round

Terry Hardy, TE, Southern Miss Arizona

Sixth Round

Harold Shaw, RB, New England Southern Miss
Derrick Ransom, DL, Cincinnati Kansas City
Jamaal Alexander, DB, Southern Miss Detroit

Seventh Round

Ben Fricke, C, Houston New York Giants
Rodrick Monroe, TE, Cincinnati Dallas

1997 DRAFTEES**First Round**

Antowain Smith, RB, Houston Buffalo

Second Round

Sam Madison, DB, Louisville Miami

Fourth Round

Monty Montgomery, DB, Houston Indianapolis
Tyrus McCloud, LB, Louisville Baltimore

Fifth Round

Lamont Burns, OG, East Carolina New York Jets
Sam Garnes, S, Cincinnati New York Giants
Tony Williams, DT, Memphis Minnesota
Carl Powell, DE, Louisville Indianapolis

Sixth Round

Robert Tate, WR, Cincinnati Minnesota
Marcus Spriggs, OT, Houston Buffalo
Chuck Clements, QB, Houston New York Jets
Richard Hogans, LB, Memphis Chicago

Seventh Round

Jerald Sowell, FB, Tulane Green Bay
Marvin Thomas, DE, Memphis Chicago

1996 DRAFTEES**First Round**

Jerome Woods, S, Memphis Kansas City

Second Round

Dedric Mathis, CB, Houston Indianapolis

Third Round

Roman Oben, OL, Louisville New York Giants

Fifth Round

Alan Campos, LB, Louisville Dallas
Jimmy Herndon, OL, Houston Jacksonville



Patrick Surtain



Kevin Shaffer



Bryan Thomas

C-USA PLAYERS IN CANADIAN FOOTBALL IN 2007

Richard Alston, WR, East Carolina	Hamilton Tiger-Cats
Chris Beckman, P, Tulane	Winnipeg Blue Bombers
Adriano Belli, DE, Houston	Toronto Argonauts
Robert Brown, DL, Southern Miss	Edmonton Eskimos
Davin Bush, DB, UCF	Winnipeg Blue Bombers
Jeremy Carter, WR, East Carolina	Winnipeg Blue Bombers
Robert Chase, WR, SMU	Montreal Alouettes
Devone Claybrooks, DL, East Carolina	Montreal Alouettes
Marcus Crandell, QB, East Carolina	Saskatchewan Roughriders
Ashlan Davis, WR, Tulsa	Montreal Alouettes
Sir James Delgado, DB, UTEP	Hamilton Tiger-Cats
Tyler Ebell, RB, UTEP	Edmonton Eskimos
Cedric Gagne-Marcoux, C, UCF	Hamilton Tiger-Cats
John Grace, LB, Marshall	Montreal Alouettes
Cory Hathaway, FB, Tulsa	Calgary Stampeders
Chris Hawkins, DB, Marshall	Saskatchewan Roughriders
Jason Jiminez, OT, Southern Miss	British Columbia Lions
Albert Johnson III, WR, SMU	Winnipeg Blue Bombers
Shaun King, QB, Tulane	Hamilton Tiger-Cats
Sean Lucas, DB, Tulane	Saskatchewan Roughriders
Uzooma Okeke, OT, SMU	Montreal Alouettes
Byron Parker, CB, Tulane	Toronto Argonauts
Jeff Perrett, OT, Tulsa	Montreal Alouettes
Scott Regimbald, FB, Houston	Winnipeg Blue Bombers
Joffrey Reynolds, RB, Houston	Calgary Stampeders
Coby Rhinehart, DB, SMU	Calgary Stampeders
Taylor Robertson, OL, UCF	Toronto Argonauts
Robert Rodriguez, LB, UTEP	Calgary Stampeders
Adrian Ward, DB, UTEP	Calgary Stampeders

C-USA PLAYERS IN NFL EUROPE IN 2007

Richard Koonce, LB, East Carolina	Rhein Fire
Brandon Middleton, WR, Houston	Frankfurt Galaxy
Josh Davis, WR, Marshall	Hamburg Sea Devils
Derrick Ballard, LB, Memphis	Amsterdam Admirals
Tim Goodwell, LB, Memphis	Berlin Thunder
Marcus West, DT, Memphis	Amsterdam Admirals
John Syptak, DE, Rice	Frankfurt Galaxy
Alvin Nnabuife, S, SMU	Cologne Centurions
Tom Johnson, DT, Southern Miss	Cologne Centurions
Jeremy Parquet, OT, Southern Miss	Hamburg Sea Devils
Eric Pruitt, S, Southern Miss	Berlin Thunder
Carlos Hendricks, CB, UAB	Rhein Fire

C-USA PLAYERS IN ARENA FOOTBALL IN 2007

Terrell Browden, FB, Southern Miss	Nashville Kats
Siaha Burley, WR, UCF	Utah Blaze
Jeremy Calahan, OL/DL, Rice	Dallas Desperados
Carey Clayton, OL/DL, UTEP	Nashville Kats
B.J. Cohen, OL/DL, Marshall	Kansas City Brigade
Reggie Doster, DB, UCF	Philadelphia Soul
Chris Eggleston, DL, Memphis	Las Vegas Gladiators
William Fields, DB, Houston	Arizona Rattlers
Jeremy Foreman, DB, Tulane	New Orleans Voo Doo
Jimmy Fryzel, OS, UCF	Orlando Predators
Ricky Hall, OL/DL, Marshall	New York Dragons
Jerrian James, OS, Houston	Philadelphia Soul
Ronald Jones, OL/DL, Southern Miss	San Jose Sabercats
Terrence Joseph, DB, Tulsa	Los Angeles Avengers
Mike Mabry, OL/DL, UCF	Philadelphia Soul
Seth Marler, K, Tulane	Tampa Bay Storm
Hamin Milligan, DS, Houston	Georgia Force
John Nix, DL, Southern Miss	New York Dragons
Willie Quinnie, WR, UAB	Colorado Crush
Terrill Shaw, OS, Southern Miss	Tampa Bay Storm
Daleroy Stewart, OL/DL, Southern Miss	Dallas Desperados



Rex Hadnot



Thomas Howard



N.D. Kalu



Roddy White

BOWL SYNOPSIS

Conference USA has agreements in place with seven different bowl games and is guaranteed a spot in six bowls for the 2007 season.

The AutoZone Liberty Bowl in Memphis will have the first selection of Conference USA teams to face an opponent from the Southeastern Conference in its game. The second selection belongs to the GMAC Bowl in Mobile, Ala., which will pair a C-USA team against an opponent from the Mid-American Conference or the Western Athletic Conference. The league will also provide teams for the Texas Bowl, the Sheraton Hawaii Bowl, Papajohns.com Bowl and the R+L Carriers New Orleans Bowl this season.

Conference USA could also earn a seventh bowl spot this season if the Pac-10 is unable to supply a team for the Bell Helicopter Armed Forces Bowl in Fort Worth, Texas. That bowl also includes a team from the Mountain West Conference.

FUTURE C-USA BOWL SYNOPSIS

Conference USA has agreements in place with seven different bowl games through the 2009 season and is guaranteed a spot in at least five bowls each of those seasons.

The AutoZone Liberty Bowl will have the first selection of Conference USA teams to face an opponent from the Southeastern Conference in its game all four years. The second selection belongs to the GMAC Bowl, which will pair a C-USA team against an opponent from the Mid-American Conference or the Western Athletic Conference in each of the next two years. The Papajohns.com Bowl and R+L Carriers New

Orleans Bowl will both have a selection in each of the next three years. The Bell Helicopter Armed Forces Bowl will choose a team in 2008, while the Sheraton Hawaii Bowl and Texas Bowl will each have selections in 2007 and 2009.

BOWL CHAMPIONSHIP SERIES

ABOUT THE BCS

The Bowl Championship Series (BCS) is a five-game arrangement for post-season college football that is designed to match the two top-rated teams in a national championship game and to create exciting and competitive matchups between eight other highly regarded teams in four other games. The bowl games participating are the Fiesta Bowl, Orange Bowl, Rose Bowl and Sugar Bowl. In addition, a BCS National Championship Game will be played at one of the bowl sites.

BCS RANKINGS

The BCS Standings, have been compiled by the National Football Foundation and College Hall of Fame since the beginning of the 2000 regular-season. The BCS Standings determine which teams play in the National Championship game, and which are included in the pool of eligible teams available for at-large selection. The BCS Standings include the Harris Poll, the USA Today Coaches poll and an average of six computer polls. Each component will count for one-third of a team's overall BCS score in the BCS Standings.

C-USA AND THE BCS

The Conference USA champion (along with the champions of the Mid-American Conference, the Mountain West Conference, the Sun Belt

Conference and the Western Athletic Conference) will have an automatic berth in one of the five bowl.

*It is a Conference Champion; and

Either:

*It is ranked in the top 12 of the BCS Standings on Bowl Selection Sunday;

*It is ranked in the top 16 of the BCS Standings on Bowl Selection Sunday, and its ranking in the BCS Standings is better than that of a champion of a Conference that has an annual automatic berth in one of the BCS bowl games.



2007-08 BCS Schedule

All Times Eastern

January 1, 2008 Rose Bowl	4:30 p.m.
January 1, 2008 Allstate Sugar Bowl	8 p.m.
January 2, 2008 Tostitos Fiesta Bowl	8 p.m.
January 3, 2008 FedEx Orange Bowl	8 p.m.
January 7, 2008 Allstate BCS National Championship (New Orleans, La.)	8 p.m.

2007-08 BOWL SCHEDULE

Date	Bowl	Conference	Location	Time	Network
Dec. 20	San Diego Co. Credit Union Poinsettia Bowl	Mountain West vs. Navy/At-Large	San Diego, Calif.	9 p.m.	ESPN
Dec. 21	R+L Carriers New Orleans Bowl	C-USA vs. Sun Belt	New Orleans, La.	8 p.m.	ESPN2
Dec. 22	Papajohns.com Bowl	C-USA vs. Big East	Birmingham, Ala.	1 p.m.	ESPN2
Dec. 22	New Mexico Bowl	Mountain West vs. WAC	Albuquerque, N.M.	4:30 p.m.	ESPN
Dec. 22	Pioneer PureVision Las Vegas Bowl	Mountain West vs. Pac-10	Las Vegas, Nev.	8 p.m.	ESPN
Dec. 23	Sheraton Hawaii Bowl	C-USA vs. WAC	Honolulu, Hawaii	8 p.m.	ESPN
Dec. 26	Motor City Bowl	MAC vs. Big Ten	Detroit, Mich.	7:30 p.m.	ESPN
Dec. 27	Pacific Life Holiday Bowl	Pac-10 vs. Big 12	San Diego, Calif.	8 p.m.	ESPN
Dec. 28	Champs Sports Bowl	ACC vs. Big Ten	Orlando, Fla.	5 p.m.	ESPN
Dec. 28	Texas Bowl	C-USA vs. Big 12	Houston, Texas	8 p.m.	NFL Network
Dec. 28	Emerald Bowl	Pac-10 vs. ACC	San Francisco, Calif.	8:30 p.m.	ESPN
Dec. 29	Meineke Car Care Bowl	ACC vs. Big East	Charlotte, N.C.	1 p.m.	ESPN
Dec. 29	AutoZone Liberty Bowl	C-USA vs. SEC	Memphis, Tenn.	3:30 p.m.	ESPN
Dec. 29	Valero Alamo Bowl	Big Ten vs. Big 12	San Antonio, Texas	8 p.m.	ESPN
Dec. 30	Independence Bowl	SEC vs. Big 12	Shreveport, La.	8 p.m.	ESPN
Dec. 31	Bell Helicopter Armed Forces Bowl	Mountain West vs. Pac-10	Fort Worth, Texas	12:30 p.m.	ESPN
Dec. 31	Brut Sun Bowl	Pac-10 vs. Big 12/Big East/Notre Dame	El Paso, Texas	2 p.m.	CBS
Dec. 31	Roady's Humanitarian Bowl	WAC vs. ACC	Boise, Idaho	2 p.m.	ESPN2
Dec. 31	Gaylord Hotels Music City Bowl	SEC vs. ACC	Nashville, Tenn.	4 p.m.	ESPN
Dec. 31	Chick-fil-A Peach Bowl	ACC vs. SEC	Atlanta, Ga.	8 p.m.	ESPN
Dec. 31	Insight Bowl	Big Ten vs. Big 12	Tempe, Ariz.	TBA	NFL
Jan. 1	Outback Bowl	Big Ten vs. SEC	Tampa, Fla.	11 a.m.	ESPN
Jan. 1	AT&T Cotton Bowl	Big 12 vs. SEC	Dallas, Texas	11:30 a.m.	FOX
Jan. 1	Toyota Gator Bowl	ACC vs. Big 12/Big East/Notre Dame	Jacksonville, Fla.	1 p.m.	NBC
Jan. 1	Capital One Bowl	SEC vs. Big Ten	Orlando, Fla.	1 p.m.	ABC
Jan. 1	Rose Bowl	BCS vs. BCS	Pasadena, Calif.	4:30 p.m.	ABC
Jan. 1	Allstate Sugar Bowl	BCS vs. BCS	New Orleans, La.	8:30 p.m.	FOX
Jan. 2	Tostitos Fiesta Bowl	BCS vs. BCS	Tempe, Ariz.	8 p.m.	FOX
Jan. 3	FedEx Orange Bowl	BCS vs. BCS	Miami, Fla.	8 p.m.	FOX
Jan. 5	International Bowl	Big East vs. MAC	Toronto, Canada	Noon	ESPN2
Jan. 6	GMAC Bowl	C-USA vs. MAC/WAC	Mobile, Ala.	8 p.m.	ESPN
Jan. 7	Allstate BCS National Championship	BCS #1 vs. BCS #2	New Orleans, La.	8 p.m.	FOX

All Times Eastern and Subject to Change





QUICK FACTS

Memphis, Tennessee
Date: December 29, 2007
Time: 3:30 p.m. CST
Stadium: Liberty Bowl Memorial (62,380)
Network: ESPN
Opponent: SEC Selection
Executive Director: Steve Ehrhart

President: Bill Ray
Associate Executive Director: Harold Graeter
Chief Financial Officer: Perry Winstead
Phone: 901/795-7700
FAX: 901/795-7826
Mailing Address: 3767 New Getwell Road
 Memphis, TN 38118
Website: www.libertybowl.org



Steve Ehrhart
Executive Director




Harold Graeter
Assoc. Executive Director



Bill Ray
President

BOWL NOTES

Conference USA's representative has won seven of the last 10 Liberty Bowl games...C-USA teams have an all-time record of 10-6 in the game...The game has drawn a crowd of more than 50,000 in each of the last nine years...This year's game marks the 48th anniversary of the AutoZone Liberty Bowl, making it college football's seventh-oldest bowl game...In 2007, C-USA will face a team from the SEC in the game for the second-straight year...Over the years the Liberty Bowl has seen legendary coaches such as Paul "Bear" Bryant, Lou Holtz, Johnny Majors and Joe Paterno coach in the game, while outstanding players such as Ernie Davis, Doug Flutie, Bo Jackson, Archie Manning and Randy White have participated in the bowl.



After winning the 2006 C-USA Championship game in Houston, quarterback Kevin Kolb and the Cougars took on South Carolina in the AutoZone Liberty Bowl.

PAST RESULTS

at Philadelphia

- 1959 Penn State 7, Alabama 0
- 1960 Penn State 41, Oregon 12
- 1961 Syracuse 15, Miami (Fla.) 14
- 1962 Oregon State 6, Villanova 0
- 1963 Mississippi State 16, North Carolina State 12

at Atlantic City

- 1964 Utah 32, West Virginia 6

at Memphis

- 1965 Mississippi 13, Auburn 7
- 1966 Miami (Fla.) 14, Virginia Tech 7
- 1967 North Carolina State 14, Georgia 7
- 1968 Mississippi 34, Virginia Tech 17
- 1969 Colorado 47, Alabama 33
- 1970 Tulane 17, Colorado 3
- 1971 Tennessee 14, Arkansas 13
- 1972 Georgia Tech 31, Iowa State 30
- 1973 North Carolina State 31, Kansas 18
- 1974 Tennessee 7, Maryland 3
- 1975 Southern California 20, Texas A&M 0
- 1976 Alabama 36, UCLA 6
- 1977 Nebraska 21, North Carolina 17
- 1978 Missouri 20, Louisiana State 15
- 1979 Penn State 9, Tulane 6
- 1980 Purdue 28, Missouri 25
- 1981 Ohio State 31, Navy 28
- 1982 Alabama 21, Illinois 15
- 1983 Notre Dame 19, Boston College 18
- 1984 Auburn 21, Arkansas 15
- 1985 Baylor 21, Louisiana State 7
- 1986 Tennessee 21, Minnesota 14
- 1987 Georgia 20, Arkansas 17
- 1988 Indiana 34, South Carolina 10
- 1989 Mississippi 42, Air Force 29
- 1990 Air Force 23, Ohio State 11
- 1991 Air Force 38, Mississippi State 15
- 1992 Mississippi 13, Air Force 0
- 1993 Louisville 18, Michigan State 7
- 1994 Illinois 30, East Carolina 0
- 1995 East Carolina 19, Stanford 13
- 1996 Syracuse 30, Houston 17
- 1997 Southern Miss 41, Pittsburgh 7
- 1998 Tulane 41, Brigham Young 27
- 1999 Southern Miss 23, Colorado State 17
- 2000 Colorado State 22, Louisville 17
- 2001 Louisville 28, Brigham Young 10
- 2002 TCU 17, Colorado State 3
- 2003 Utah 17, Southern Miss 0
- 2004 Louisville 44, Boise State 40
- 2005 Tulsa 31, Fresno State 24
- 2006 South Carolina 44, Houston 36



QUICK FACTS

Mobile, Alabama
Stadium: Ladd-Peebles Stadium (42,000)
Date: January 6, 2008
Time: 7:00 p.m. CST
Network: ESPN
Opponent: MAC or WAC Selection
CEO: Mike Gottfried

President: Jerry Silverstein
Executive Director: Frank Modarelli
Media Relations Director: Kelley Wright
Phone: 251/635-0011
FAX: 251/635-0014
Mailing Address: 1100 Hillcrest Road, Suite 115
 Mobile, AL 36695
Website: www.gmacbowl.com



Mike Gottfried
CEO



Jerry Silverstein
President



Frank Modarelli
Executive Director

PAST RESULTS


- 2006 Southern Miss 28, Ohio 7
- 2005 Toledo 45, UTEP 13
- 2004 Bowling Green 52, Memphis 35
- 2003 Miami (Ohio) 48, Louisville 29
- 2002 Marshall 38, Louisville 15
- 2001 Marshall 64, East Carolina 61 (2ot)
- 2000 Southern Miss 28, TCU 21
- 1999 TCU 28, East Carolina 14

BOWL NOTES


Some of the brightest offensive stars have displayed their talents in the first eight years of the GMAC Bowl. Incredibly productive quarterbacks like Jordan Palmer (UTEP), Dave Ragone (Louisville), Stefan LeFors (Louisville) and David Garrard (East Carolina) have squared off against the likes of Brce Gradkowski (Toledo), Ben Roethlisberger (Miami-Ohio) and Byron Leftwich (Marshall) in the game. Running backs like TCU's LaDainian Tomlinson and DeAngelo Williams of Memphis have raced down the field at Ladd-Peebles Stadium... East Carolina and Marshall battled in the highest-scoring bowl game in NCAA history in the third annual GMAC Bowl in 2001. No. 25 Marshall rallied from a 38-8 halftime deficit to post a 64-61 win in double-overtime. The teams combined for 1,141 total yards.



2007 GMAC Bowl Champions Southern Miss



Ladd-Peebles Stadium



Southern Miss made its second GMAC Bowl appearance last season.



QUICK FACTS

Birmingham, Ala.
Date: Dec. 22, 2007
Time: Noon CST
Stadium: Legion Field (73,000)
Network: ESPN 2
Opponent: Big East Selection
Executive Director: Mark Meadows
Manager, Sales & Marketing: Bo Kerr

Manager of Special Events: Missy Betres
Phone: 205/733-3776
Fax: 205/733-9249
Mailing Address: ESPN Regional Television
2 Riverchase Office Plaza, Suite 110
Birmingham, AL 35244
Media Relations Director: Norm Reilly
Phone: 205-934-0722
Website: www.PapaJohnsBowl.com



Mark Meadows
Executive Director



Bo Kerr
Manager,
Sales & Marketing



Missy Betres
Manager,
Special Events

BOWL NOTES

Conference USA is in an agreement with the Papajohns.com Bowl to provide a team for its annual game through the 2009 contest. The C-USA representative will play an opponent from the Big East Conference at historic Legion Field, the home of UAB football. The inaugural Papajohns.com Bowl was played last December 23 as former C-USA member USF defeated East Carolina, 24-7.

ESPN Regional Television (ERT), a subsidiary of ESPN, Inc., owns and operates the Papajohns.com Bowl and will be responsible for the bowl's organization, operation, sponsorship, marketing efforts and more. UAB provides marketing, management and game day operations support for the Papajohns.com Bowl.

PAST RESULTS

2006 USF 24, East Carolina 7



East Carolina met USF in the inaugural Papajohns.com Bowl in Birmingham.



Legion Field



The Pirates made their 13th bowl appearance in 2006.



QUICK FACTS

New Orleans, La.

Date: December 21, 2007

Time: 7:00 p.m. CST

Stadium: Louisiana Superdome (69,767)

Network: ESPN 2

Opponent: Sun Belt Conference Champion

President/CEO: Jay Cicero

Executive Director: Billy Ferrante

Media Relations Director: Sam Joffray

Operations Director: Alison Comeaux

Phone: 504/525-5678

FAX: 504/529-1622

Mailing Address: 2020 St. Charles Avenue
4th Floor

New Orleans, LA 70130

Website: www.neworleansbowl.org



Jay Cicero
President/CEO




Billy Ferrante
Executive Director

PAST RESULTS


2006	Troy 41, Rice 17
2005	Southern Miss 31, Arkansas State 19 (Lafayette, La.)
2004	Southern Miss 31, North Texas 10
2003	Memphis 27, North Texas 17
2002	North Texas 24, Cincinnati 19
2001	Colorado State 45, North Texas 20

BOWL NOTES

Conference USA will be a part of the R+L Carriers New Orleans Bowl for the sixth-consecutive season, facing the champion of the Sun Belt Conference...Last season, the game made its return to the Louisiana Superdome...after playing the 2005 game in Lafayette, La., following Hurricane Katrina...Rice represented C-USA in the game, ending a 45-year bowl drought, losing to Troy...Southern Miss captured back-to-back games in 2005 and 2004, defeating Sun Belt Conference Champions Arkansas State and North Texas, respectively....In 2003, Memphis, armed with over 10,000 of its fans, made its first bowl appearance since 1971....The Tigers defeated North Texas, 27-17, to cap off their first nine-win season since 1963....In 2002, C-USA co-champion Cincinnati battled North Texas, dropping a 24-19 decision to the Mean Green....The New Orleans Bowl is played at the Louisiana Superdome, home of Tulane University and site of six Super Bowl games.



Rice made its first bowl appearance since 1961 when the Owls received a bid to the R+L Carriers New Orleans Bowl last season.



Louisiana Superdome



QUICK FACTS

Honolulu, Hawai'i
Date: December 23, 2007
Time: 3 p.m. HST (8 p.m. EST)
Stadium: Aloha Stadium (50,000)
Network: ESPN
Opponent: WAC Selection
Executive Director: Jim Donovan

Media Relations Director: Dave Matlin
Phone: 808/523-3688
FAX: 808/955-0505
Mailing Address: 1357 Kapiolani Blvd., Ste. 1450
Honolulu, HI 96814
Website: www.sheratonhawaiiibowl.com



Jim Donovan
Executive Director



Dave Matlin
Media Relations Director

PAST RESULTS

2006	Hawai'i 41, Arizona State 24
2005	Nevada 49, UCF 48
2004	Hawai'i 59, UAB 40
2003	Hawai'i 54, Houston 48 (3ot)
2002	Tulane 36, Hawai'i 28

BOWL NOTES

After a one-year hiatus, Conference USA returns to provide a team for the Sheraton Hawai'i Bowl....In its first five years, the Sheraton Hawai'i Bowl has gained a reputation for offensive shootouts....Three of the last four years (including all three that C-USA was a part of) it has been the highest scoring bowl game....UCF and UAB each made their first bowl appearances in school history in the Hawai'i Bowl. UCF fell to Nevada, 49-48, in 2005 and UAB battled home-standing Hawai'i in 2004, falling 59-40....In 2003, Hawai'i prevailed, 54-48, in triple overtime over Houston....In 2002, Tulane represented C-USA in the inaugural Hawai'i Bowl, upsetting Hawai'i on their home field, 36-28.



Aloha Stadium



Former UCF quarterback Steven Moffett and the Knights made the league's last appearance in the Sheraton Hawai'i Bowl in 2005. The Knights faced Nevada in their first-ever bowl appearance.



QUICK FACTS

Houston, Texas

Date: December 28, 2007

Time: 7:00 p.m. CST

Stadium: Reliant Stadium (68,000)

Network: NFL Network

President: Jamey Rootes

Event Manager: David Brady

Marketing Services Manager: Heather Houston

Media Relations Director: Zac Emmons

Phone: 832/667-2220

FAX: 832/667-2057

Mailing Address: Two Reliant Park
Houston, TX 77054

Website: www.TexasBowl.org



David Brady
Event Manager



Jamey Rootes
President



Heather Houston
Marketing Services Manager

PAST RESULTS

2006 Rutgers 37, Kansas State 10

BOWL NOTES

Conference USA is guaranteed a spot in the Texas Bowl in Houston during the 2007 and 2009 seasons. Operated by Lone Star Sports & Entertainment, the bowl is played at the state-of-the-art Reliant Stadium, home of the NFL's Houston Texans. C-USA will face an opponent from the Big 12 Conference in years that it participates in the bowl. In the inaugural Texas Bowl last December, nationally-ranked Rutgers defeated Kansas State, 37-10, in front of a crowd of 52,210, the largest crowd to watch a bowl game in Houston not involving a Texas team since 1972.



The Texas flag is displayed on the field during the pregame festivities of the inaugural Texas Bowl.



Reliant Stadium



Rutgers and Kansas State met in the inaugural Texas Bowl.

EAST CAROLINA (7-6-0)

- 2006 PAPAJOHNS.COM BOWL (Birmingham, Ala.)
USF 24, East Carolina 7
- 2001 GMAC BOWL (Mobile, Ala.)
Marshall 64, East Carolina 61 (2ot)
- 2000 galleryfurniture.com BOWL (Houston, Texas)
East Carolina 40, Texas Tech 27
- 1999 MOBILE ALABAMA BOWL (Mobile, Ala.)
TCU 28, East Carolina 14
- 1995 LIBERTY BOWL (Memphis, Tenn.)
East Carolina 19, Stanford 13
- 1994 LIBERTY BOWL (Memphis, Tenn.)
Illinois 30, East Carolina 0
- 1992 PEACH BOWL (Atlanta, Ga.)
East Carolina 37, North Carolina State 34
- 1978 INDEPENDENCE BOWL (Shreveport, La.)
East Carolina 35, Louisiana Tech 13
- 1965 TANGERINE BOWL (Orlando, Fla.)
East Carolina 31, Maine 0
- 1964 TANGERINE BOWL (Orlando, Fla.)
East Carolina 14, Massachusetts 13
- 1963 EASTERN BOWL (Allentown, Pa.)
East Carolina 27, Northeastern 6
- 1954 ELKS BOWL (Greenville, N.C.)
Morris-Harvey 12, East Carolina 0
- 1952 LIONS BOWL (Salisbury, N.C.)
Clarion College 13, East Carolina 6

HOUSTON (7-9-1)

- 2006 AUTOZONE LIBERTY BOWL (Memphis, Tenn.)
South Carolina 44, Houston 36
- 2005 FORT WORTH BOWL (Fort Worth, Texas)
Kansas 42, Houston 13
- 2003 HAWAI'I BOWL (Honolulu, Hawai'i)
Hawai'i 54, Houston 48 (3ot)
- 1996 LIBERTY BOWL (Memphis, Tenn.)
Syracuse 30, Houston 17
- 1988 ALOHA BOWL (Honolulu, Hawai'i)
Washington State 24, Houston 22
- 1984 COTTON BOWL (Dallas, Texas)
Boston College 45, Houston 28
- 1981 SUN BOWL (El Paso, Texas)
Oklahoma 40, Houston 14
- 1980 GARDEN STATE BOWL
(East Rutherford, N.J.)
Houston 35, Navy 0
- 1979 COTTON BOWL (Dallas, Texas)
Houston 17, Nebraska 14
- 1978 COTTON BOWL (Dallas, Texas)
Notre Dame 35, Houston 34
- 1976 COTTON BOWL (Dallas, Texas)
Houston 30, Maryland 21
- 1974 BLUEBONNET BOWL (Houston, Texas)
Houston 31, North Carolina State 31
- 1973 BLUEBONNET BOWL (Houston, Texas)
Houston 47, Tulane 7
- 1971 BLUEBONNET BOWL (Houston, Texas)
Colorado 29, Houston 17
- 1969 BLUEBONNET BOWL (Houston, Texas)
Houston 36, Auburn 7
- 1962 TANGERINE BOWL (Orlando, Fla.)
Houston 49, Miami (Ohio) 21
- 1951 SALAD BOWL (Phoenix, Ariz.)
Houston 26, Dayton 21

MARSHALL (5-2-0)

- 2004 FORT WORTH BOWL (Fort Worth, Texas)
Cincinnati 32, Marshall 14
- 2002 GMAC BOWL (Mobile, Ala.)
Marshall 38, Louisville 15
- 2001 GMAC BOWL (Mobile, Ala.)
Marshall 64, East Carolina 61 (2ot)
- 2000 MOTOR CITY (Detroit, Mich.)
Marshall 25, Cincinnati 14
- 1999 MOTOR CITY (Detroit, Mich.)
Marshall 21, BYU 3
- 1998 MOTOR CITY (Detroit, Mich.)
Marshall 48, Louisville 29
- 1997 MOTOR CITY (Detroit, Mich.)
Mississippi 34, Marshall 31

MEMPHIS (4-1-0)

- 2005 MOTOR CITY BOWL (Detroit, Mich.)
Memphis 38, Akron 31
- 2004 GMAC BOWL (Mobile, Ala.)
Bowling Green 52, Memphis 35
- 2003 NEW ORLEANS BOWL (New Orleans, La.)
Memphis 27, North Texas 17
- 1971 PASADENA BOWL (Pasadena, Calif.)
Memphis 28, San Jose State 9
- 1956 BURLEY BOWL (Johnson City, Tenn.)
Memphis 32, East Tennessee State 12

RICE (4-4-0)

- 2006 R+L CARRIERS NEW ORLEANS BOWL
(New Orleans, La.)
Troy 41, Rice 17
- 1961 BLUEBONNET BOWL (Houston, Texas)
Kansas 33, Rice 7
- 1961 SUGAR BOWL (New Orleans, La.)
Mississippi 14, Rice 6
- 1958 COTTON BOWL (Dallas, Texas)
Navy 20, Rice 7
- 1954 COTTON BOWL (Dallas, Texas)
Rice 28, Alabama 6
- 1950 COTTON BOWL (Dallas, Texas)
Rice 27, North Carolina 13
- 1947 ORANGE BOWL (Miami, Fla.)
Rice 8, Tennessee 0
- 1938 COTTON BOWL (Dallas, Texas)
Rice 28, Colorado 14

SMU (4-5-1)

- 1984 ALOHA BOWL (Honolulu, Hawai'i)
SMU 27, Notre Dame 20
- 1983 SUN BOWL (El Paso, Texas)
Alabama 28, SMU 7
- 1983 COTTON BOWL (Dallas, Texas)
SMU 7, Pittsburgh 3
- 1980 HOLIDAY BOWL (San Diego, Calif.)
BYU 46, SMU 45
- 1968 BLUEBONNET BOWL (Houston, Texas)
SMU 28, Oklahoma 27
- 1966 COTTON BOWL (Dallas, Texas)
Georgia 24, SMU 9

- 1963 SUN BOWL (El Paso, Texas)
Oregon 21, SMU 14
- 1949 COTTON BOWL (Dallas, Texas)
SMU 21, Oregon 13
- 1948 COTTON BOWL (Dallas, Texas)
SMU 13, Penn State 13
- 1936 ROSE BOWL (Pasadena, Calif.)
Stanford 7, SMU 0

SOUTHERN MISS (8-9-0)

- 2006 GMAC BOWL (Mobile, Ala.)
Southern Miss 28, Ohio 7
- 2005 NEW ORLEANS BOWL (Lafayette, La.)
Southern Miss 31, Arkansas St. 19
- 2004 NEW ORLEANS BOWL (New Orleans, La.)
Southern Miss 31, North Texas 10
- 2003 AXA LIBERTY BOWL (Memphis, Tenn.)
Utah 17, Southern Miss 0
- 2002 HOUSTON BOWL (Houston, Texas)
Oklahoma State 33, Southern Miss 23
- 2000 GMAC MOBILE ALABAMA BOWL (Mobile, Ala.)
Southern Miss 28, TCU 21
- 1999 AXA LIBERTY BOWL (Memphis, Tenn.)
Southern Miss 23, Colorado State 17
- 1998 HUMANITARIAN BOWL (Boise, Idaho)
Idaho 42, Southern Miss 35
- 1997 AXA LIBERTY BOWL (Memphis, Tenn.)
Southern Miss 41, Pittsburgh 7
- 1990 ALL-AMERICAN BOWL (Birmingham, Ala.)
North Carolina State 31, Southern Miss 27
- 1988 INDEPENDENCE BOWL (Shreveport, La.)
Southern Miss 38, UTEP 18
- 1981 TANGERINE BOWL (Orlando, Fla.)
Missouri 19, Southern Miss 17
- 1980 INDEPENDENCE BOWL (Shreveport, La.)
Southern Miss 16, McNeese State 14
- 1958 TANGERINE BOWL (Orlando, Fla.)
East Texas State 10, Southern Miss 9
- 1957 TANGERINE BOWL (Orlando, Fla.)
West Texas State 20, Southern Miss 13
- 1954 SUN BOWL (El Paso, Texas)
Pacific 26, Southern Miss 7
- 1953 SUN BOWL (El Paso, Texas)
UTEP 37, Southern Miss 14

TULANE (4-6-0)

- 2002 HAWAI'I BOWL (Honolulu, Hawai'i)
Tulane 36, Hawai'i 28
- 1998 LIBERTY BOWL (Memphis, Tenn.)
Tulane 41, Brigham Young 27
- 1987 INDEPENDENCE BOWL (Shreveport, La.)
Washington 24, Tulane 12
- 1980 HALL OF FAME BOWL (Birmingham, Ala.)
Arkansas 34, Tulane 15
- 1979 LIBERTY BOWL (Memphis, Tenn.)
Penn State 9, Tulane 6
- 1973 BLUEBONNET BOWL (Houston, Texas)
Houston 47, Tulane 7
- 1970 LIBERTY BOWL (Memphis, Tenn.)
Tulane 17, Colorado 3
- 1940 SUGAR BOWL (New Orleans, La.)
Texas A&M 14, Tulane 13
- 1935 SUGAR BOWL (New Orleans, La.)
Tulane 20, Temple 14
- 1932 ROSE BOWL (Pasadena, Calif.)
Southern California 21, Tulane 12

TULSA (5-9-0)

- 2006 BELL HELICOPTER ARMED FORCES BOWL
(Fort Worth, Texas)
Utah 25, Tulsa 13
- 2005 AUTOZONE LIBERTY BOWL (Memphis, Tenn.)
Tulsa 31, Fresno State 24
- 2003 HUMANITARIAN BOWL (Boise, Idaho)
Georgia Tech 52, Tulsa 10
- 1991 FREEDOM BOWL (Anaheim, Calif.)
Tulsa 28, San Diego State 17
- 1989 INDEPENDENCE BOWL (Shreveport, La.)
Oregon 27, Tulsa 24
- 1976 INDEPENDENCE BOWL (Shreveport, La.)
McNeese State 20, Tulsa 16
- 1965 BLUEBONNET BOWL (Houston, Texas)
Tennessee 27, Tulsa 6
- 1964 BLUEBONNET BOWL (Houston, Texas)
Tulsa 14, Mississippi 7
- 1953 GATOR BOWL (Jacksonville, Fla.)
Florida 14, Tulsa 13
- 1946 OIL BOWL (Houston, Texas)
Georgia 20, Tulsa 6
- 1945 ORANGE BOWL (Miami, Fla.)
Tulsa 26, Georgia Tech 12
- 1944 SUGAR BOWL (New Orleans, La.)
Georgia Tech 20, Tulsa 18
- 1943 SUGAR BOWL (New Orleans, La.)
Tennessee 14, Tulsa 7
- 1942 SUN BOWL (El Paso, Texas)
Tulsa 6, Texas Tech 0

UAB (0-1-0)

- 2004 SHERATON HAWAI'I BOWL (Honolulu, Hawai'i)
Hawai'i 59, UAB 40

UCF (0-1-0)

- 2005 SHERATON HAWAI'I BOWL (Honolulu, Hawai'i)
Nevada 49, UCF 48 (ot)

UTEP (5-7-0)

- 2005 GMAC BOWL (Mobile, Ala.)
Toledo 45, UTEP 13
- 2004 EV1.NET HOUSTON BOWL (Houston, Texas)
Colorado 33, UTEP 28
- 2000 HUMANITARIAN BOWL (Boise, Idaho)
Boise State 38, UTEP 23
- 1988 INDEPENDENCE BOWL (Shreveport, La.)
Southern Miss 38, UTEP 18
- 1967 SUN BOWL (El Paso, Texas)
Mississippi 14, UTEP 7
- 1965 SUN BOWL (El Paso, Texas)
UTEP 13, TCU 12
- 1957 SUN BOWL (El Paso, Texas)
George Washington 13, UTEP 0
- 1955 SUN BOWL (El Paso, Texas)
UTEP 47, Florida State 20
- 1954 SUN BOWL (El Paso, Texas)
UTEP 37, Southern Miss 14
- 1950 SUN BOWL (El Paso, Texas)
UTEP 33, Georgetown 20
- 1949 SUN BOWL (El Paso, Texas)
West Virginia 21, UTEP 12
- 1937 SUN BOWL (El Paso, Texas)
Hardin-Simmons 34, UTEP 6

CONFERENCE USA

5201 N. O'Connor Blvd., Suite 300
Irving, TX 75039
P: 214/774-1300 • F: 214/496-0055
conferenceusa.com

Russell Anderson, Assistant Commissioner for Football/Baseball Operations (rdanderson@c-usa.org)
Courtney Morrison-Archer, Assistant Commissioner for Public Affairs (cmarcher@c-usa.org)
Debbie Davis, Associate Director of Media Relations (ddavis@c-usa.org)
Tod Meisner, Assistant Director of Media Relations (tmeisner@c-usa.org)

EAST CAROLINA

320 Ward Sports Medicine Building
Greenville, NC 27858

252/737-4522

Fax: 252/737-4528

Director: Tom McClellan

mcclellant@mail.ecu.edu

Associate: Jody Jones

jonesjod@mail.ecu.edu

Assistant: Malcolm Gray

graym@mail.ecu.edu

Assistant: Amy Howard

howard@mail.ecu.edu



RICE

PO Box 1892 MS 548
Houston, TX 77251-1892
713/348-4034

Fax: 713/348-6019

Assistant AD: Chuck Pool
cpool@rice.edu

Assistant: Jay Jameson
jj7473@rice.edu

Assistant: John Sullivan
jsully@rice.edu

Assistant: Patty Barnes
pbarnes@rice.edu

Assistant: Glen McMicken
gmcicken@rice.edu



TULSA

600 S. College Avenue
Tulsa, OK 74104-3189
918/631-2395

Fax: 918/631-3913

Assistant AD: Don Tomkalski (3200)
donald-tomkalski@utulsa.edu

Assistant: Jason West (2492)
jason-west@utulsa.edu

Assistant: Stephanie Hall
stephanie-hall@utulsa.edu



HOUSTON

3100 Cullen Boulevard
Houston, TX 77004

713/743-9404

Fax: 713/743-9411

Associate AD: Chris Burkhalter

cburkha@mail.uh.edu

Assistant: Rick Poulter

rpoulter@uh.edu

Assistant: Jeff Conrad

jaconrad@mail.uh.edu

Assistant: Ryan Koslen

rkoslen@uh.edu

Assistant: Matt Dunaway

mbdunawa@central.uh.edu



SMU

PO Box 0216
6024 Airline Road
Dallas, TX 75275-0216
214/768-2883

Fax: 214/768-2044

Assistant AD: Brad Sutton
bsutton@smu.edu

Associate: Claire Schmitt
claires@smu.edu

Assistant: Herman Hudson
hermanh@smu.edu



MARSHALL

PO Box 1360
Huntington, WV 25715
304/696-4660

Fax: 304/696-2325

Assistant AD: Randy Burnside
burnsid2@marshall.edu

Assistant: Andy Boggs

boggsa@marshall.edu

Assistant: Brandon Parro

parro1@marshall.edu



SOUTHERN MISS

118 College Drive #5161
Hattiesburg, MS 39406-0001
601/266-4503

Fax: 601/266-4507

Associate AD: Mike Montoro
michael.montoro@usm.edu

Associate: Shirley Hill
shirley.jones-hill@usm.edu

Associate: Jack Duggan
jack.duggan@usm.edu

Assistant: Mallory Haynes
mallory.haynes@usm.edu



MEMPHIS

203 Athletic Office Building
570 Normal
Memphis, TN 38152
901/678-2337

Fax: 901/678-4134

Director: Jennifer Rodrigues (2397)

jmpowers@memphis.edu

Assistant: Lamar Chance (2349)

lchance1@memphis.edu

Assistant: Tammy DeGroff (5787)

tdegroff@memphis.edu

Assistant: Jason Redd (4640)

jredd@memphis.edu

Assistant: Brandon Kolditz

wkolditz@memphis.edu



TULANE

Wilson Center
Ben Weiner Drive
New Orleans, LA 70118-5681
504/865-5506

Fax: 504/865-5512

Assistant AD: Roger Dunaway
roger@tulane.edu

Assistant: Richie Weaver
rweaver@tulane.edu

Assistant: Kevin Wilkinson
kwilkin@tulane.edu



UTEP

Brumelow Blvd. Room 126
201 Baltimore
El Paso, TX 79902
915/747-6652

Fax: 915/747-5444

Associate AD: Jeff Darby

jdarby@utep.edu

Assistant: Charles Staniszewski

stanca@utep.edu

Assistant: Angela Olivas

acolivas@utep.edu

Assistant: Mark Brunner

mbrunner@utep.edu



CSTV

FOOTBALL NATION

**THOUSANDS OF C-USA FANS.
DOZENS OF C-USA GAMES.
ALL IN ONE PLACE.**

With action from every Conference USA school to choose from, CSTV lets you create your own personal college football channel. Use CSTV XXL to stream your team's live games and Gametracker to get up-to-the-minute scores and stats online. Learn about the next generation of C-USA stars on MaxPreps. Or simply sit back and watch your team on-air with our schedule of over a dozen C-USA showdowns – more than any other network. You can do it all with CSTV.

2007 NCAA® FOOTBALL GAMES ON CSTV

DATE	GAME	TIME (ET)
9/1	NEW MEXICO @ UTEP	10:00PM
9/8	NORTH CAROLINA @ EAST CAROLINA	6:00PM
9/15	BYU @ TULSA	9:00PM
9/22	COLORADO STATE @ HOUSTON	4:30PM
	SMU @ TCU	8:30PM
9/29	UTEP @ SMU	4:30PM
10/6	UCF @ EAST CAROLINA	7:30PM
10/13	RICE @ HOUSTON	3:30PM
	SMU @ SOUTHERN MISS	7:30PM
10/20	NC STATE @ EAST CAROLINA	4:30PM
10/27	RICE @ MARSHALL	4:30PM
11/3	TULSA @ TULANE	7:30PM
11/10	UCF @ UAB	7:30PM
11/17	TBD	TBD

SCHEDULE SUBJECT TO CHANGE.



C-USA

CALL YOUR CABLE OR SATELLITE PROVIDER AND
GET CSTV TODAY OR GO TO CSTV.COM/GETCSTV.

THE NEW 24-HOUR POWER IN COLLEGE SPORTS **CSTV**

A CBS COMPANY



Be there for the next big moment.

Whether it's cheering for your school as it brings home a championship, being there as a friend wins an unforgettable match, or watching a family member walk across the graduation stage, big moments happen every day in Conference USA. Don't miss a minute of it. To get the full story behind each of these big moments, go to ConferenceUSA.com.

C-USATM
TRADITION LIVES HERE





CUSA

CONFERENCEUSA.COM