

CUSA™

2009 CONFERENCE USA FOOTBALL PREVIEW



CONFERENCE USA

5201 N. O'Connor Blvd., Suite 300
 Irving, TX 75039
 214/774-1300
 Fax 214/496-0055
 www.ConferenceUSA.com

Commissioner: Britton Banowsky
 Associate Commissioner/Football Administrator: Alfred White
 Coordinator of Football Officials: Gerald Austin

MEDIA RELATIONS STAFF

Assistant Commissioner for Football and Baseball Operations:

*Russell Anderson - (rdanderson@c-usa.org)

Assistant Commissioner for Public Affairs:

Courtney Morrison Archer - (cmarcher@c-usa.org)

Associate Director of Media Relations:

Debbie Davis - (ddavis@c-usa.org)

Assistant Director of Media Relations:

Tod Meisner - (tmeisner@c-usa.org)

Creative Services/Multimedia Consultant:

Erika Amstadt Hirschfield - (erikaah@sbcglobal.net)

*Primary football contact

CREDITS

The 2009 Conference USA Football Preview is published by Conference USA. For additional information or copies, please contact the media relations department.

Editor: Russell Anderson
 Assistant Editor/Layout: Tod Meisner
 Contributing: Nia Vaitai
 Erika Amstadt Hirschfield

The conference extends special thanks to the sports information departments at all member institutions for assistance in preparation of this publication.



East Carolina captured the 2008 Conference USA championship, its first ever C-USA crown and first football title in 32 years (1976 Southern Conference).

INSIDE

- 2-3 Conference USA
- 4-7 2009 Football Notebook

8-55 TEAM INFORMATION

- 8-11 East Carolina
- 12-15 Houston
- 16-19 Marshall
- 20-23 Memphis
- 24-27 Rice
- 28-31 SMU
- 32-35 Southern Miss
- 36-39 Tulane
- 40-43 Tulsa
- 44-47 UAB
- 48-51 UCF
- 52-55 UTEP

56-70 2008 SEASON IN REVIEW

- 56 Standings/Individual Awards
- 57 Postseason Awards
- 58 2008 NCAA Leaders
- 59 Individual Stats - All Games
- 60 Individual/Team Stats - All Games
- 61 Team Stats - All Games
- 62 Team Stats - All Games
- 63-64 Superlatives - All Games
- 65 Individual Stats - C-USA Games
- 66 Individual/Team Stats - C-USA Games
- 67 Team Stats - C-USA Games
- 68 Team Stats - C-USA Games
- 69-70 Superlatives - C-USA Games
- 71 2008 Final Polls and Bowl Results
- 72 2009 Composite Schedule

MEDIA SERVICES

The conference office will produce a weekly football release on Mondays during the season. It will be distributed directly to members of the media upon request and be available on ConferenceUSA.com.

The conference will host a series of teleconferences featuring all 12 head football coaches during the season, beginning August 25. If you are interested in participating in the teleconferences, please call the media relations department for the times, dates and access number.

Conference USA will name Offensive, Defensive and Special Teams Players of the Week on Mondays, as chosen by a panel of select media.



CONFERENCE USA: COMPETITION LIVES HERE

CONFERENCE USA

Abbreviated: C-USA

MEMBER INSTITUTIONS

- East Carolina
- Houston
- Marshall
- Memphis
- Rice
- SMU
- Southern Miss
- Tulane
- Tulsa
- UAB
- UCF
- UTEP

Welcome to Conference USA, home to 12 nationally prominent, tradition-rich members in East Carolina, Houston, Marshall, Memphis, Rice, SMU, Southern Miss, Tulane, Tulsa, UAB, UCF and UTEP. This combination enhances men's and women's programs that are steeped in athletic success and academic prowess. Together, we are committed to excellence, integrity and leadership in athletics, academics and in our communities. Dedication to excellence is a common thread for C-USA and the guiding initiative for the league's promising future.

All C-USA institutions sponsor Division I-A football in the Football Bowl Subdivision, along with several other men's and women's athletic programs, many of which compete regularly for NCAA Championships. C-USA sponsors competition in 19 sports - nine for men (baseball, basketball, cross country, football, golf, soccer, tennis and indoor and outdoor track and field) and 10 for women (basketball, cross country, golf, softball, soccer, swimming and diving, tennis, indoor and outdoor track and field and volleyball).

The league sponsors numerous academic awards, including the Commissioner's Honor Roll and the Commissioner's Academic Medal, indicative of outstanding achievement in the classroom. C-USA annually awards up to 12 postgraduate

scholarships, along with the Sport Academic Award, Scholar Athletes of the Year and the Institutional Academic Excellence Award.

SUCCESS ON THE PLAYING THE FIELD

FOOTBALL



- Rated among the top seven conferences in the nation
- 50 teams have earned bowl bids
- Member of the Bowl Championship Series
- Placed six teams in bowl games in 2008, winning a league-record four
- East Carolina won the 2008 C-USA Football Championship Game played at H.A. Chapman Stadium

BASEBALL



- 99 NCAA appearances (60 since 1995)
- Eleven College World Series appearances
- League-high tying five NCAA Tournament teams in 2008
- Five National Players of the Year and Six National Freshman of the Year since 1995
- 107 All-Americans since 1995
- Has had a team ranked No. 1 in the country in each of the last five regular seasons

MEN'S BASKETBALL



- Consistently rated as one of the top basketball leagues in the country
- 83 postseason teams (43 NCAA, 35 NIT, 5 CBI)
- One NCAA National Championship Game appearance
- Three Final Four teams
- Seven Elite Eight NCAA Tournament Teams
- One NIT Champion and four NIT semifinalist
- Inaugural CBI Champion and CBI runner-up

WOMEN'S BASKETBALL



- Consistently rated among the nation's best conferences
- 43 NCAA Tournament appearances
- 30 WNIT appearances
- One team in the NCAA Sweet 16
- Two WNIT semifinalists



In addition, 32 volleyball teams, 46 men's and women's soccer teams and 21 softball teams have earned NCAA Tournament bids. C-USA has sent three men's soccer teams to the NCAA College Cup, five softball teams to the Women's College World Series and three volleyball teams to the Sweet 16. The league has also had four national champions in NCAA track and field competition, one national champion in diving and numerous NCAA individual and team competitors in cross country, golf, swimming, tennis and track and field. Overall, Conference USA teams and individuals have made more than 500 NCAA appearances.

SUCCESS OFF THE FIELD

C-USA institutions are among the nation's best in academic performance among student-athletes, bolstered by the fact that student-athletes at league schools have a higher graduation rate than the general student population. Among C-USA's 5,000 student-athletes, there are champions off the playing field as well. In 13 years, 118 student-athletes earned national ESPN The Magazine Academic All-America honors, while 405 were named All-District. In addition, more than 15,000 student-athletes have been named to the Commissioner's Honor Roll or received the Commissioner's Academic Medal, indicative of outstanding achievement in the classroom.

C-USA ON TV

C-USA enjoys significant television exposure through its partnerships with ESPN Inc. and CBS College Sports Television Networks (formerly CSTV). The league entered into long-term agreements with both ESPN and CBSC, which, combined, provides C-USA with significant national and regional exposure for football, men's and women's basketball, and all other conference sports. Additionally, the CBSC agreement includes video-on-demand, Internet, broadband, national over-the-air and satellite radio, and wireless distribution as well as corporate marketing rights, and website production through CBS Interactive, part of CBS College Sports. The agreement with ESPN extends the conference's current regular season football package to include the broadcast of the conference's Football Championship Game. It also encompasses distribution of men's basketball and women's basketball on ESPN/ESPN2 and both tournament championship games.

C-USA IN THE COMMUNITY

The conference's footprint is concentrated with 12 members in nine states and a combined area population of nearly 17 million. More than 1.1 million living alumni represent C-USA schools across the nation. With a renewed commitment to community involvement, the conference has begun development of several initiatives to maintain strong ties in C-USA cities, as well as with fans and alumni across the country. C-USA schools also place a priority on giving back to their communities through volunteer service with local and national organizations.

GOVERNANCE

Along with the ACC, Big East, Big Ten, Big 12, Pac-10 and SEC, Conference USA is one of the seven conferences having significant representation in the NCAA governance structure. The Presidents of the member institutions serve as the league's Board of Directors. R. Gerald Turner of SMU currently serves as the chair of the C-USA Board.

A PROUD HISTORY; A PROMISING FUTURE

Conference USA was formed in 1995 and quickly emerged as one of the nation's top conferences. The conference unveiled its name, logo and commissioner on April 24, 1995 in Chicago. The league's charter members included Charlotte, Cincinnati, DePaul, Houston, Louisville, Marquette, Memphis, Saint Louis, Southern Miss, Tulane, UAB and USF. Eleven of the institutions began athletic participation in 1995, while Houston joined competition in the fall of 1996.

The league's headquarters were established in Chicago and after nine years, relocated to the current office in Irving, Texas. Britton Banowski was named Commissioner in October 2002, succeeding Mike Slive, the league's first commissioner.

C-USA added East Carolina (September, 1996) and the United States Military Academy (March, 1997) as football members. ECU began league competition in 1997; Army in 1998 and UAB began football play in 1999. The league added TCU and ECU (1999) for all sports and they began competition in 2001. USF started C-USA football in 2003.

After celebrating its 10th Anniversary during the 2004-05 season, C-USA began a new chapter in 2005-06 when its current membership came together to form the new look of the league.

Since its formation, C-USA has established a strong foundation, an identity and a history that reflects the league's national presence. Twelve years of remarkable history has reinforced the league's position in collegiate athletics, setting the course for the next decade and beyond.



SPRING NOTEBOOK

SCORES OF SCORES

Conference USA teams notched an impressive 34 non-offensive scores in 2008, including 14 interceptions that were returned for TDs. The league also had six fumble recoveries for scores, six kickoff return TDs, two blocked field goals returned for touchdowns, two safeties, a punt return TD and converted the rare blocked PAT that was returned for two points on two occasions.

With the safety by UAB against Marshall on Oct. 18, C-USA has put points on the board in every way possible. East Carolina, Rice, UCF and UTEP accounted for 18 of the 26 scores, with Owls leading the way with five non-offensive scores last season.

70 SOMETHING

On Nov. 15, Houston became the fourth different C-USA team to record 70 points in a game last season as it defeated Tulsa, 70-30. Prior to last season, C-USA teams had only reached the 70 point mark twice in 12 seasons. Here's a look at the 70-point games in league history:

MOST POINTS SCORED IN A GAME

- 77** Tulsa vs. UTEP (35), 10-18-08
- 77** Rice vs. North Texas (20), 9-27-08
- 72 Tulane vs. Southwestern Louisiana (20), 10-31-98
- 70** Houston vs. Tulsa (30), 11-15-08
- 70** Southern Miss vs. UAB (14), 11-1-08
- 70 Louisville vs. Cincinnati (7), 11-27-04

SUMLIN IS SUCCESSFUL

Houston first-year head coach **Kevin Sumlin** became only the third coach in UH history to lead his team to a bowl game during his first season and joined Bill Yeoman as the only first-year Cougar coaches to win a bowl game.

Sumlin completed his first season at UH with an 8-4 overall record. He set a UH record for wins by a first-year head coach. Sumlin topped the mark of seven wins set by Art Briles in 2003 and Bill Yeoman in 1962.

FRESH CATCH

Conference USA had the top two ranked freshman players in the FBS in receptions per game. Houston's **Tyron Carrier** led the way with 80 catches for 1,026 yards and nine touchdowns. Southern Miss' **DeAndre Brown** topped all first-year receivers in yards and TDs, while he finished third in receptions.

Player	Rec.	Yds.	TD	Rpg.
Tyron Carrier, HOU	80	1,026	9	6.15
DeAndre Brown, USM	67	1,117	2	5.15

CASE IN POINT

With 252 passing yards against Air Force in the Bell Helicopter Armed Forces Bowl, QB **Case Keenum** finished the 2008 season with 5,020 yards through the air. He became the first player since David Klingler (5,140 yards) in 1989 to reach that milestone.

With one touchdown pass, Keenum ended the 2008 season having thrown a touchdown pass in 16 consecutive games. Keenum finished with 44 touchdown passes on the season, to become just the third Cougar to throw for 40 or more touchdowns in a season.

Keenum now has 50 touchdowns responsible for in his career, moving him into second place all-time. He is just the second player in school history to have at least 50 touchdowns responsible for.

BROWN BREAKS RECORD, LEG

Freshman All-America WR **DeAndre Brown** broke the school single-season career reception mark (66) with his first catch in the R+L Carriers New Orleans Bowl, a nine yard reception in the first quarter. He ended the game with two catches and 67 total on the season. Brown was later lost for the game on an awkward landing in the end zone after his attempt at a leaping catch was batted down. He suffered a fractured leg and was taken to the hospital, but later had successful surgery to repair the damage and should be able to play in 2009.

CALHOUN CATCHES

Memphis WR **Duke Calhoun** extended his receiving streak to 37 games with his six-yard catch in the first quarter against South Florida in the magicjack St. Petersburg Bowl. Calhoun has caught a pass in each of his 37 career games played. He enters the 2009 season ranked 3rd nationally with his active receiving streak. Calhoun hauled in the two-yard touchdown strike from QB **Arkelon Hall** in last season's bowl game for his third touchdown catch of the season and the 14th of his career. He ranks sixth all-time in career touchdown catches at Memphis. Calhoun registered 40 receptions for 487 yards last season.

ATTACK, ATTACK

Southern Miss forced at least one turnover in the final seven games of 2008. In the R+L Carriers New Orleans Bowl, team captain **Tukumbo Abanikanda** forced a Troy fumble in the first quarter. The Southern Miss special teams then came through in overtime when **Michael McGee** knifed in from the left end and dove to smother Troy's 28-yard kick to clinch the win.

ON THE RUN

UAB QB **Joe Webb** established a new C-USA mark for rushing yards in a season by a quarterback in UAB's win over Marshall on Oct. 18. Webb finished 2008 with 1,021 yards. Webb finished fourth in the league in rushing TDs with 11.

SINGLE-SEASON RUSHING BY A QUARTERBACK

1,021	Joe Webb, UAB	2008
699	Justin Willis, SMU	2007
606	Chad Plummer, Cincinnati	1997

HEY, JOE

UAB's **Joe Webb** finished 2008 fourth among the nation's quarterbacks with 1,021 rushing yards, averaging 85.1 yards per game on the ground. Webb also ranked fourth in rushing yards per game by quarterbacks.

MOST RUSHING YARDS BY A QB

1,370	Julian Edelman, Kent State
1,130	Colin Kaepernick, UNLV
1,035	Michael Desormeaux, La.-Lafayette
1,021	Joe Webb, UAB

INDIVIDUAL TOTAL OFFENSE

C-USA featured two of the top three NCAA FBS leaders in total offense. Houston QB **Case Keenum** led the nation, followed closely by Rice QB **Chase Clement**. In all, C-USA featured six signal callers in the Top 20 as Tulsa QB **David Johnson** finished 12th in the nation, UAB's **Joe Webb** was No. 15, Southern Miss' **Austin Davis** was next at No. 16 and UTEP's **Trevor Vittatoe** was 20th.

Player	Rsh.	Pass	Ply.	Yds.	Yd./G
1. Case Keenum, HOU	221	5,020	665	5,241	403.2
2. Graham Harell, TTU -15	5,111	667	5,096	392.0	
3. Chase Clement, Rice	693	4,119	644	4,812	370.2
12. David Johnson, TLS	186	4,059	492	4,245	303.2
15. Joe Webb, UAB	1,021	2,367	551	3,388	282.3
16. Austin Davis, USM	508	3,128	609	3,636	279.7
20. Trevor Vittatoe, UTEP-31	3,274	463	3,243	270.3	

(returnees in bold)



SPRING NOTEBOOK

OFFENSIVE FIREPOWER

Conference USA was one of two FBS conferences that averaged more than 400 yards of total offense in 2008, with league teams averaging 401.8 yards per game. Only the Big 12, at 439.6 ypg., was higher. C-USA also trailed only the Big 12 in touchdown passes per game, with C-USA teams throwing 2.04 per outing to the Big 12's 2.33. C-USA finished second among FBS conferences in scoring at 28.8 points per game, trailing only the Big 12 at 35.6 ppg. C-USA ran more total plays per game (69.9) than any conference other than the Big 12 (71.0).

BOWL STREAK

For the second consecutive season, C-USA sent six teams to bowl games. Houston and Southern Miss have played in more bowl games than any other C-USA schools as both teams made their 19th bowl appearance last year. In addition, the Golden Eagles played in their seventh consecutive bowl. Below is a look at the current active consecutive bowl appearance streaks.

CONSECUTIVE BOWL GAMES PLAYED

- 27 Florida State
- 18 Florida
- 16 Virginia Tech
- 12 Georgia, Georgia Tech
- 11 Texas
- 10 Boston College, Oklahoma
- 9 LSU, Ohio State, Texas Tech
- 8 USC
- 7 Southern Miss**, Boise State, West Virginia, Wisconsin
- 6 California, Navy, Utah
- 5 Alabama
- 4 Houston, Tulsa**, BYU, Clemson, Missouri, Nevada, Oregon, Penn State, Rutgers, South Florida, TCU

BIG PLAYS

When **DeAndre Brown** grabbed an **Austin Davis** pass and raced 97 yards for a touchdown Nov. 15 against East Carolina, it tied for the second-longest pass play in C-USA history.

LONGEST PASSING PLAYS IN C-USA HISTORY

- 98t Brandon Hassell to Reggie Harrell, TCU at Arizona (9-27-03)
- 97t Austin Davis to DeAndre Brown, USM vs. ECU (11-15-08)**
- 97t David Johnson to Brennan Marion, Tulsa vs. UTEP (10-18-08)
- 95t Darrell Hackney to Roddy White, UAB at Cincinnati (10-11-03)

SCHEDULE BREAKDOWN

Conference USA teams never shy away from playing challenging non-conference competition and this season is no exception. Among the teams on C-USA's non-conference slate in 2009 are. BYU, Kansas, LSU, Miami (Fla.), Mississippi, North Carolina, Oklahoma, Oklahoma State, Texas, Texas Tech, TCU, Virginia Tech and West Virginia. A total of 27 games are scheduled against teams that played in a bowl game last season.

Conference USA will face at least one opponent from all 10 of the other I-A conferences, except for the Big Ten.

Here's a look at C-USA's non-league opponents by conference:

- ACC: Miami (Fla.), North Carolina, Virginia, Virginia Tech (2)
- Big East: Louisville, West Virginia (2)
- Big 12: Kansas (2), Oklahoma, Oklahoma State (2), Texas (2), Texas A&M, Texas Tech (2)
- MAC: Bowling Green, Buffalo (2)
- Mtn. West: BYU, New Mexico, TCU
- Pac-10: Washington State
- SEC: LSU, Mississippi (2), Mississippi State, Tennessee, Vanderbilt
- Sun Belt: Florida Atlantic, Middle Tennessee, Troy
- WAC: New Mexico State
- Independent: Army, Navy (2)



Case Keenum - Houston

C-USA on ESPN

Conference USA and ESPN Inc. are in a long-term agreement to televise Conference USA football. The agreement with ESPN includes a regular season football package and also includes the broadcast of the conference's Football Championship Game. The contract includes exclusive national cable television coverage on ESPN and ESPN 2 with 10 regular season games annually. Below is the list of confirmed games that will appear on ESPN or ESPN 2 this fall.

2009 ESPN/ESPN 2 C-USA TV SCHEDULE

- | | |
|----------------|--------------------------------|
| Fri., Sept. 4 | Tulsa at Tulane |
| Sun., Sept. 6 | Mississippi at Memphis |
| Sat., Sept. 12 | BYU at Tulane |
| Sat., Sept. 26 | Texas Tech at Houston |
| Wed., Oct. 14 | Boise State at Tulsa |
| Wed., Oct. 21 | Tulsa at UTEP |
| Tue., Oct. 27 | East Carolina at Memphis |
| Sun., Nov. 1 | Marshall at UCF |
| Thu., Nov. 5 | Virginia Tech at East Carolina |
| Sun., Nov. 15 | East Carolina at Tulsa |
| Sat. Dec. 5 | C-USA Championship Game |

C-USA ON CBS COLLEGE SPORTS

Conference USA will have at least 15 games televised nationally on CBS College Sports. This season marks the fifth year of C-USA's partnership with CBS College Sports Network (formerly CSTV). In 2005, Conference USA signed a six-year initial term that includes significant national and regional exposure for football, men's and women's basketball and other C-USA sports. CBS College Sports Network is widely available on cable systems across the country and via satellite on DIRECTV Channel 613 (Premier Package and Sports Pack) and Dish Network Channel 152 (America's Top 200 Package). Below is a list of confirmed games that will appear on CBS C this fall, as of April 5.

2009 CBS COLLEGE SPORTS C-USA TV SCHEDULE

- | | |
|---------------|---------------------------|
| Sat. Sept. 5 | Buffalo at UTEP |
| Sat. Sept. 12 | Kansas at UTEP |
| Sat. Sept. 19 | Virginia at Southern Miss |
| Thu. Oct. 1 | Southern Miss at UAB |
| Sat. Oct. 3 | East Carolina at Marshall |
| Sat., Oct. 3 | Tulsa at Rice |
| Sat. Oct. 10 | Navy at Rice |
| Sat. Oct. 17 | Miami (Fla.) at UCF |
| Sat., Oct. 17 | Houston at Tulane |
| Sat. Oct. 24 | SMU at Houston |
| Sat. Nov. 7 | Houston at Tulsa |
| Sat. Nov. 14 | Selection TBA |
| Sat. Nov. 21 | Selection TBA |
| Fri. Nov. 27 | UCF at UAB |
| Sat. Nov. 28 | Selection TBA |



SPRING NOTEBOOK

RETURNING STARTERS

Here's a look at the returning starters on offense, defense and special teams (including punt and kick returners) for each Conference USA school:

School	Off.	Def.	ST
East Carolina	8	8	5
Houston	8	6	3
Marshall	8	8	3
Memphis	7	7	4
Rice	4	8	2
SMU	8	8	0
Southern Miss	8	8	3
Tulane	8	6	2
Tulsa	6	8	2
UAB	11	7	0
UCF	10	6	4
UTEP	8	7	1

RETURNING LETTERWINNERS

Here's a look at the number of lettermen returning and lost for each C-USA school:

School	Ret.	Lost
East Carolina	52	24
Houston	41	19
Marshall	46	15
Memphis	49	23
Rice	49	27
SMU	51	22
Southern Miss	42	22
Tulane	53	20
Tulsa	39	20
UAB	51	14
UCF	44	12
UTEP	55	17

DOWNING THE RANKED

For the first time in league history, Conference USA posted three victories over nationally-ranked teams in the same season.

BIG WINNERS

Two Conference USA teams set or tied new school records for victories in a season. Tulsa finished 11-3, becoming the first C-USA team since 2004 to win 11 games. Rice matched its school record with 10 victories, including seven straight to end the season. The Owls finished the season as the most-improved team in the FBS, winning seven more games than it did in 2007.

PIRATE HONORS

ECU was named the Tostitos Fiesta Bowl National Team of the Week by the Football Writers Association of America on Sept. 8 and won the Pontiac Game Changing Performance Play of the Week on Sept. 1 for **T.J. Lee's** blocked punt and return for the game-winning touchdown vs. then-No. 15 Virginia Tech.

COUGAR ACCOLADES

Houston won the Tostitos Fiesta Bowl National Team of the Week by the Football Writers Association of America on Nov. 17 following its win over then-No. 24 Tulsa, the Cougars second victory over a ranked opponent on the season.

C-USA ON TV

During the 2008 season, Conference USA received extensive television exposure via national and regional networks, including a record number of national appearances. C-USA was featured on 43 national broadcasts (CBS College Sports, ESPN, ESPN2, ESPNU, FSN, Big Ten Network and NFL Network) and 13 regional broadcasts (CSS, ERT and FSN Southwest).

C-USA HAPPY HOLIDAYS

Conference USA sent six teams to bowl games. C-USA teams posted wins in four of those games, the most bowl wins in a single-season in league history.

TWO RANKED

East Carolina and Tulsa were both nationally-ranked, giving C-USA two nationally-ranked teams for the first time since 2004. East Carolina jumped into the national polls in September, ranking as high as No. 14. The Pirates defeated then-No. 15 Virginia Tech and then-No. 8 West Virginia on back-to-back Saturdays to become the first team from a non-BCS AQ conference to win consecutive games over ranked opponents in the same season since Fresno State in 2001. Tulsa joined the rankings in mid-October en route to an 8-0 start, its best since 1942. Houston, Rice and Tulsa all received votes in the final polls.

RICE IS MOST IMPROVED

Rice's **David Bailiff** engineered the largest turnaround in Division I-A last season, leading the Owls to seven more victories than in 2007. The Owls finished the 2008 season at 10-3, after routing Western Michigan 38-14 in the Texas Bowl. Here's a look at the top turnarounds last season:

Team	2007	2008	Increase
Rice	3-9	10-3	+7
Minnesota	1-11	7-6	+6
Mississippi	3-9	9-4	+6
Alabama	7-6	12-2	+5
Ball State	7-6	12-2	+5

CRADLE OF QUARTERBACKS

Great quarterback play was evident In Conference USA all season long in 2008. Houston's **Case Keenum** led the nation in total offense while Keenum and UTEP's **Trevor Vittatoe** finished among the top 10 in touchdown passes. UAB's **Joe Webb** became the first quarterback in league history to rush for 1,000 yards in a season, ranking fourth among all FBS QBs in rushing with 1,021 yards.



Van Eskridge - East Carolina



SPRING NOTEBOOK

2009 RETURNING STATISTICAL LEADERS

The leader or runner-up in eight of the 13 major statistical categories listed below is set to return this fall. Here's a look at the top returnees:

RUSHING

RB Damion Fletcher, Southern Miss
2008: 219 for 1,313 yards; 6.0 avg; 10 TD; 1st - C-USA

PASSING YARDAGE

QB Case Keenum, Houston
2008: 589-397; 5,020 yards; 44 TD; 1st- C-USA

PASSING EFFICIENCY

QB Case Keenum, Houston
2008: 159.9; 589-397-11; 5,020 yards; 44 TD; 3rd- C-USA

RECEPTIONS

WR Tyron Carrier, Houston
2008: 80-for-1,026 yards; 12.8 avg; 9 TD; 5th- C-USA

RECEIVING YARDS

WR DeAndre Brown, Southern Miss
2008: 67-for-1,117 yards; 16.7 avg; 12 TD; 5th- C-USA

ALL-PURPOSE YARDS

WR Damaris Johnson, Tulsa
2008: 2,475 total yards; 327 rushing, 743 receiving, 23 punt return yards, 1,382 kick return yards; 1st- C-USA

TOTAL OFFENSE

QB Case Keenum, Houston
2008: 5,241 total yards; 221 rushing, 5,020 passing (665 plays) 1st- C-USA

SCORING

RB Bryce Beall, Houston
2008: 102 points; 17 TD; 0 XPT, 0 FG; 5th- C-USA

FIELD GOALS

K Ben Hartman, East Carolina
2008: 1.91 FG per game; 21-31 (67.7 %); 1st- C-USA

PUNTING

P Ross Thevenot, Tulane
2008: 45 for 2,061 yards; 45.8 avg; 1st- C-USA

TACKLES

LB Mike Bryan, Tulsa
2008: 119 (53-66); 10.5 TFL; 2nd- C-USA

SACKS

DL C.J. Wilson, East Carolina
2008: 10.5 (9 solo, 3 assist); 2nd- C-USA

INTERCEPTIONS

CB Brandon Brinkley, Houston
CB Eddie Hicks, Southern Miss
CB Justin Wison, Southern Miss
2008: 4; 0.31 IPG; 0 TD; 6th- C-USA

RETURNING ALL-CONFERENCE SELECTIONS

Here's a look at the returning All-Conference performers this fall:

FIRST TEAM

OFFENSE

RB- Damion Fletcher, Sr., Southern Miss
OL- Robby Felix, Sr, UTEP
WR- DeAndre Brown, So., Southern Miss

DEFENSE

Defensive Lineman- C.J. Wilson, Sr., East Carolina
Defensive Lineman- Albert McClellan, Sr., Marshall
Linebacker- Gerald McRath, Sr., Southern Miss
Defensive Back- Van Eskridge, Sr., East Carolina

SECOND TEAM

OFFENSE

QB - Case Keenum, Jr., Houston
RB- Darius Marshall, Jr., Marshall
RB- Curtis Steele, Sr., Memphis
OL- Sean Allen, Sr., East Carolina
WR- Tyron Carrier, So., Houston
WR- Emmanuel Sanders, Sr., SMU

DEFENSE

DL- Anthony Gray, Jr., Southern Miss
DL- Bruce Miller, Jr., UCF
DL- Torrell Troup, Sr., UCF
DB- James Lockett, Sr., Tulsa
DB- Eddie Hicks, Sr., Southern Miss

SPECIAL TEAMS

P- Ross Thevenot, Jr., Tulane
KR - Damaris Johnson, Fr., Tulsa



Damion Fletcher - Southern Miss



EAST CAROLINA PIRATES



QUICK FACTS

Location: Greenville, N.C.
 Founded: 1907
 Enrollment: 25,990
 Nickname: Pirates
 Colors: Purple and Gold
 Stadium: Dowdy-Ficklen Stadium (43,000)
 Chancellor: Dr. Steve Ballard
 Faculty Athletics Representative: Dr. David Dosser
 Athletics Director: Terry Holland
 Senior Woman Administrator: Rosie Thompson Smaw
 Basic Offense: Multiple
 Basic Defense: Multiple

FOOTBALL STAFF

Head Coach: Skip Holtz
 Alma Mater: Notre Dame '86
 Record at East Carolina: 29-22 (.569) 4 Seasons
 Career Record: 63-45 (.583) 9 Seasons

Defensive Coordinator/Linebackers: Greg Hudson (Notre Dame '90)
 Offensive Coordinator/Offensive Line: Steve Shankweiler (Davidson '74)
 Offensive Coordinator/Quarterbacks: Todd Fitch (Ohio Wesleyan '86)
 Assistant Head Coach/Defensive Backs: Rick Smith (Florida State '71)
 Wide Receivers: Donnie Kirkpatrick (Lenoir-Rhyne '82)
 Tight Ends: Phil Petty (South Carolina '01)
 Running Backs: Junior Smith (East Carolina '97)
 Defensive Tackles: Rock Roggeman (Notre Dame '85)
 Defensive Ends/Special Teams: Vernon Hargreaves (Connecticut '86)
 Staff Assistant: Chris Bland (Elon '08)
 Staff Assistant: Dwayne Ledford (East Carolina '99)
 Director of Operations: Clifford Snow (Central Conn. State '83)
 Director of HS Relations: Harold Robinson (East Carolina '72)
 Director of Football Administration: Reed Case (Ohio '95)

FOOTBALL OFFICE

Phone: 252/737-4570 Fax: 252/737-4646

SPORTS INFORMATION

Media Relations Director: Tom McClellan
 Office Phone: 252/737-1274
 Home Phone: 252/321-1454
 Cell Phone: 252/414-0990
 Fax: 252/737-4528
 E-Mail: mcclellan@ecu.edu
 Website: www.ECUPirates.com
 Press Box Phone: 252/737-4697

2009 SCHEDULE

Sept. 5 APPALACHIAN STATE
 Sept. 12 at West Virginia
 Sept. 19 at North Carolina
Sept. 26 UCF
Oct. 3 at Marshall (CBS C)
Oct. 10 at SMU
Oct. 17 RICE
Oct. 27 (Tue.) at Memphis (ESPN2)
 Nov. 5 (Thu.) VIRGINIA TECH (ESPN)
Nov. 15 (Sun.) at Tulsa (ESPN)
Nov. 21 UAB
Nov. 28 SOUTHERN MISS

2008 RESULTS (9-5, 6-2 C-USA)

A30	vs. (15) Virginia Tech	W	27-22	1-0
S6	(8) WEST VIRGINIA	W	24-3	2-0
S13	at Tulane	W	28-24	3-0
S20	at North Carolina State	L	24-30 (OT)	3-1
S27	HOUSTON	L	24-41	3-2
O11	at Virginia	L	20-35	3-3
O18	MEMPHIS	W	30-10	4-3
N2	at UCF	W	13-10 (OT)	5-3
N8	MARSHALL	W	19-16 (OT)	6-3
N15	at Southern Miss	L	3-21	6-4
N22	at UAB	W	17-13	7-4
N28	UTEP	W	53-21	8-4
D6	Tulsa (C-USA Championship)	W	27-24	9-4
J2	Kentucky (Liberty Bowl)	L	19-23	9-5

Conference games in **bold italics**.
 Home games in ALL CAPS

NOTING THE PIRATES

• In just his fourth year after inheriting a program that had won just three of its previous 25 games, **Skip Holtz** has guided the Pirates to three consecutive winning seasons for the first time since the 1998, 1999 and 2000 campaigns. ECU has improved its win total each season - producing five, seven, eight and nine-win totals during his leadership. Holtz has also directed his team to its highest C-USA win total in consecutive seasons, setting a program record for league victories with six each during the 2007 and 2008 campaigns.

• East Carolina recorded triumphs over the Atlantic Coast Conference champion Virginia Tech and Big East runner-up West Virginia during the '08 campaign. Holtz' Pirates will enter the '09 season with a three-game winning streak against nationally-ranked teams after defeating No. 24 Boise State (2007) before following with victories over the Hokies (No. 17) and Mountaineers (No. 8) in 2008.

• The 2008 Pirates ranked among the nation's top 30 in eight different statistical categories - scoring defense (21.1 ppg), most passes intercepted (22), most turnovers gained (33), fewest passes had intercepted (9), net punting (379 ypp), redzone efficiency offense (85.7%), redzone efficiency defense (71.1%) and fewest first downs allowed (16.6 fdpg).

• The Pirates turned in their highest take-away total since 1996 with 33 forced turnovers during the '08 campaign. East Carolina's 22 pass interceptions ranked as the program's highest single-season total since 1993. Overall, Holtz' squads have forced 111 turnovers during his four-year tenure at ECU - an average of 27.8 per season, which ranks among the top 15 of all FBS members.



EAST CAROLINA PIRATES



2009 PRESEASON RETURNEES

LETTERMEN

Returning/Lost: 52/24

STARTERS

Offensive Returning/Lost: 8/3

Defensive Returning/Lost: 8/3

Special Teams Returning/Lost: 5/1

OFFENSIVE STARTERS RETURNING

QB Patrick Pinkney - 2,675 yds., 13 TD, 7 INT, 223-of-363 (61%)
 FB Kevin Gidrey - 14 games, 1 att., 2 yds., 4 rec., 26 yds., 1 TD
 WR Dwayne Harris - 58 rec., 654 yds., 1 TD, 11.3 avg.
 WR Alex Taylor - 23 rec., 310 yds., 1 TD, 13.5 avg.
 C Sean Allen - Played in all 14 games in 2008
 OT Terence Campbell - Played in all 14 games in 2008
 OT D.J. Scott - Played in 13 games in 2008
 OG Cory Dowless - Played in all 14 games in 2008

DEFENSIVE STARTERS RETURNING

LB Jeremy Chambliss - 60 tackles, 6.0 TFL, 1 sack, 2 PBU, 1 QBH,
 LB Nick Johnson - 102 tackles, 10.0 TFL, 1 sack, 2 INT, 3 QBH, 1 FR, 1 FF
 DT Linval Joseph - 43 tackles, 8.0 TFL, 2.5 sacks, 1 PBU, 1 QBH, 1 FF
 DT Jay Ross - 48 tackles, 9.5 TFL, 4.5 sacks, 4 QBH, 2 FR
 DE C.J. Wilson - 70 tackles, 18.5 TFL, 10.5 sacks, 1 PBU, 5 QBH, 1 FF
 FS Van Eskridge - 97 tackles, 1.0 TFL, 4 INT, 3 PBU, 1 FR, 1 FF
 CB Dekota Marshall - 41 tackles, 1.5 TFL, 1 INT, 6 PBU, 1 QBH
 CB Travis Simmons - 30 tackles, 2 INT, 2 PBU, 1 FR

SPECIALISTS RETURNING

P Matt Dodge - 73 punts, 3,207 yds., 43.9 avg., 73 long
 PK Ben Hartman - 21 FGs, 24 PATs, 87 points
 KR Dwayne Harris - 19 ret., 446 yds., 23.5 avg., 59 long
 PR Travis Simmons - 13 ret., 147 yds., 11.3 avg., 29 long
 H Joe Sloan - Played in all 14 games

KEY LOSSES

OL Stanley Bryant
 TE Davon Drew
 WR T.J. Lee
 RB Brandon Simmons
 LB Pierre Bell
 LB Quentin Cotton
 DL Marcus Hands
 DL Khalif Mitchell
 DL Zack Slate
 SS Leon Best
 SS J.J. Milbrook
 CB Jerek Hewett

2008 STATISTICAL LEADERS

Rushing	Att.	Yds.	Avg.	TD	Long
Norman Whitley	142	698	4.9	4	69
Brandon Simmons	134	474	3.5	7	28
TOTALS	518	1769	3.4	17	69

Passing	Att.	Comp	Pct.	INT	Yards	TD
Patrick Pinkney	363	223	.614	7	2675	13
Rob Kass	54	25	.463	2	321	2
TOTALS	418	248	.593	9	2996	15

Receiving	Rec	Yds.	Avg.	TD	Long
Dwayne Harris	58	654	11.3	1	52
Davon Drew	43	695	16.2	3	42
Brandon Simmons	27	172	6.4	3	42
TOTALS	248	2996	12.1	15	80

Field Goals	Made-Att.	Pct.	Long
Ben Hartman	21-31	.677	51
TOTALS	22-35	.629	51

Punting	No.	Yards	Avg.	In 20	Long
Matt Dodge	73	3207	43.9	20	73
TOTALS	73	3207	43.9	20	73

Tackles	Solos	Ast	Total
Nick Johnson	55	47	102
Pierre Bell	57	43	100
Van Eskridge	59	38	97
C.J. Wilson	35	35	70
Jeremy Chambliss	22	38	60
TOTALS	531	492	1023

Interceptions	No.	Yds.	Avg.	TD
Van Eskridge	4	89	22.2	1
Emanuel Davis	4	58	14.5	1
TOTALS	22	278	12.6	3

2008 TEAM STATISTICS

Category	East Carolina	Opponents
First Downs	241	232
Rushes-Yards	518-1769	503-1901
Rushing Yards/Game	126.4	135.8
Passes Att./Comp./Int.	418-248-9	439-263-22
Completion Pct.	.593	.599
Passing Yards	2996	2761
Passing Yards/Game	214.0	1972
Total Off. Plays/Yds	936-4765	942-4662
Total Offense/Game	340.4	333.0
Punts-Average	73-43.9	75-40.5
Punt Returns-Avg.	29-9.2	26-7.0
Kickoff Returns-Avg.	47-20.9	59-22.0
Interceptions-Yards	22-278	9-51
Fumbles-Lost	27-19	26-11
Penalties-Yards	82-742	62-484
3rd Down Conversions	76-206	75-212
3rd Down Conversion Percentage	.369	.354
4th Down Conversions	9-16	10-21
4th Down Conversion Percentage	.563	.477
Sacks By-Yards	31-217	28-154
Avg. Time of Possession	30:38	29:22



EAST CAROLINA PIRATES

SPRING ROSTER

NO.	NAME	POS.	HT.	WT.	YR.	EXP.	HOMETOWN/HS, JC or COLLEGE
54	Sean Allen	OL	6-3	307	Sr.	3L	Wilson, N.C./Hunt
99	Antonio Allison	DL	6-4	297	So.	1L	Statesville/West Iredell
--	Dedrick Anders	TE	6-4	220	Jr.	SQ	Whiteville, N.C./Whiteville
79	Steven Baker	OL	6-8	315	So.	1L	Rocky Mount, N.C./Northern Nash
1	Darnell Ballard	RB	5-7	190	Sr.	SQ	Fayetteville, N.C./Cape Fear
26	Derek Blacknall	DB	5-11	190	So.	1L	Greensboro, N.C./Dudley
19	Andrew Bodenheimer	WR	6-3	195	Fr.	RS	Clemmons, N.C./West Forsyth
22	Michael Bowman	WR	5-9	165	So.	SQ	Wadesboro, N.C./Anson County
32	Justin Brockmeyer	RB	5-10	201	Sr.	SQ	Pasadena, Md./McDaniel College
--	C.J. Brown	OL	6-4	315	Fr.	HS	Wilmington, N.C./New Hanover
85	Javon Brumsey	WR	6-4	191	Jr.	SQ	Elizabeth City, N.C./Northeastern
10	Jamar Bryant	WR	6-2	208	Sr.	3L	Hamlet, N.C./Richmond County
24	Jeremy Bullock	DB	6-0	195	Sr.	1L	Littleton, N.C./Northwest Halifax
86	Michael Byrd	TE	6-4	245	So.	SQ	Thomasville, N.C./Thomasville
74	Terence Campbell	OL	6-5	320	Sr.	2L	Maxton, N.C./Purnell Swett
37	Julian Carter	DB	6-2	191	So.	1L	New Bern, N.C./New Bern
49	Jeremy Chambliss	LB	6-0	235	Sr.	3L	Tyrone, Ga./Douglass
71	Josh Clark	OL	6-4	265	Fr.	RS	Gastonia, N.C./North Gaston
96	Allen Crowder	DL	6-2	260	Fr.	RS	Mebane, N.C./Eastern Alamance
93	Kwaku Danso	DL	6-6	325	Sr.	SQ	Kumasi, Ghana/Opoku Ware
38	Emanuel Davis	DB	5-11	190	So.	1L	Manteo, N.C./Manteo
--	Jeremy Davis	WR	5-10	176	Fr.	RS	Warrenton, N.C./Warren County
42	Matt Dodge	P/PK	6-2	220	Sr.	2L	Morehead City, N.C./Appalachian State
75	Cory Dowless	OL	6-5	287	Jr.	2L	Franklinville, N.C./Eastern Randolph
4	Van Eskridge	DB	6-0	200	Sr.	3L	Shelby, N.C./Shelby
60	Andrew Farr	DL	6-4	285	Jr.	SQ	Pell City, Ala./Hargrave Military
76	Dalton Faulds	OL	6-3	285	Fr.	RS	Ponte Vedra Beach, Fla./Nease
81	Darryl Freeney	WR	5-11	196	So.	1L	Suffolk, Va./Nansemond River
45	Kevin Gidrey	FB/TE	6-2	260	Jr.	2L	Virginia Beach, Va./Kempsville
43	Spencer Hampton	DB	5-10	202	Jr.	SQ	Greenville, N.C./D.H. Conley
--	Grant Harner	OL	6-6	300	Fr.	HS	Jacksonville, Fla./Bartram Trail
73	T.J. Harper	OL	6-2	317	Sr.	1L	Meridian, Miss./Pearl River CC
17	Dwayne Harris	WR	6-0	198	Jr.	2L	Stone Mountain, Ga./Tucker
30	Ben Hartman	PK	5-11	210	Sr.	3L	Winston-Salem, N.C./North Davidson
58	Austin Haynes	LB	6-2	215	So.	SQ	Jacksonville, N.C./Southwest Onslow
72	Stephen Heis	OL	6-5	285	Sr.	3L	Cincinnati, Ohio/Anderson
39	Ben Herlocker	FB	6-0	219	So.	SQ	Charlotte, N.C./Charlotte Catholic
--	Brandon Jackson	RB	5-10	195	So.	TR	Greensboro, N.C./Kentucky
88	Jacobi Jenkins	WR	6-0	175	Fr.	RS	Rocky Mount, N.C./Rocky Mount
46	A.J. Johnson	DL	6-2	256	Jr.	SQ	Atlanta, Ga./Southside
44	Nick Johnson	LB	6-1	215	Sr.	3L	Charlotte, N.C./East Mecklenburg
8	DeAndre Jones	DB	6-1	180	So.	SQ	New Bern, N.C./West Craven
54	Robert Jones	DL	6-3	260	So.	1L	Stone Mountain, Ga./Tucker
5	Josh Jordan	QB	6-4	210	Fr.	RS	St. Amant, La./St. Amant
97	Linval Joseph	DL	6-6	300	Jr.	2L	Alachua, Fla./Santa Fe
14	Rob Kass	QB	6-4	250	Sr.	3L	Longwood, Fla./Lake Highland
40	Gerald Lawrence	LB	5-10	220	Jr.	SQ	Chocowinity, N.C./Washington
24	Dominique Lindsay	RB	5-10	210	Sr.	3L	Charlotte, N.C./Independence
57	Dustin Lineback	LB	5-11	229	Jr.	1L	Climax, N.C./Brevard
65	Kemory Mann	OL	6-0	285	Fr.	RS	Pittsboro, N.C./Northwood
23	Dekota Marshall	DB	6-1	195	Jr.	2L	Jacksonville, N.C./Southwest Onslow
19	Chris Mattocks	LB	6-0	210	Sr.	2L	New Bern, N.C./New Bern
4	Taylor Mazzone	QB	6-1	197	Sr.	SQ	Raleigh, N.C./Mississippi
12	D.J. McFadden	WR	6-2	217	So.	SQ	Charlotte, N.C./Independence
64	Travis Melvin	OL	6-6	291	Jr.	1L	Fayetteville, N.C./Cape Fear
94	Maurice Mercer	DL	6-5	259	So.	SQ	Nashville, N.C./Nash Central
21	Rahkeem Morgan	DB	6-0	180	Fr.	RS	Asheville, N.C./Asheville
--	Levin Neal	DB	5-11	192	Sr.	TR	Wilmington, N.C./N.C. State
31	Lorenzo Osborne	LB	6-3	202	Jr.	2L	Atlanta, Ga./Mays
62	Hugh Parker	OL	6-3	290	So.	SQ	Morehead City, N.C./Wingate



EAST CAROLINA PIRATES

NO.	NAME	POS.	HT.	WT.	YR.	EXP.	HOMETOWN/HS, JC or COLLEGE
9	Melvin Patterson	LB	6-3	219	Jr.	2L	Alachua, Fla./Santa Fe
25	Leonard Paulk	DB	5-11	180	Fr.	RS	Columbia, S.C./Richland Northeast
40	Cliff Perryman	LB	6-1	225	So.	1L	Richmond, Va./Hermitage
52	Matt Pick	LB	6-0	215	Jr.	SQ	Oakton, Va./Fork Union Military
15	Patrick Pinkney	QB	6-0	198	Sr.	3L	Fayetteville, N.C./Pine Forest
28	Wes Pittman	WR	5-11	203	Jr.	SQ	Raleigh, N.C./Cary
63	Doug Polochak	OL	6-4	284	Jr.	SQ	Ponte Vedra Beach, Fla./Nease
5	Nathan Przechalski	P	6-5	195	Jr.	SQ	Black Mountain, N.C./Charles D. Owen
11	Darryl Reynolds	DB	6-1	189	Jr.	2L	New Bern, N.C./New Bern
53	Scotty Robinson	DL	6-4	250	Sr.	3L	Salisbury, N.C./Salisbury
6	J.R. Rogers	RB	5-11	197	Sr.	1L	Raleigh, N.C./Bakersfield Junior College
90	Jay Ross	DL	6-3	306	Sr.	3L	Wilmington, N.C./New Hanover
-	Justin Ruffin	WR	5-10	192	Jr.	TR	Garner, N.C./UNC Pembroke
14	Ben Ryan	PK	6-2	200	So.	SQ	Marshville, N.C./Forest Hills
-	Jack Schultz	DB	5-9	180	Fr.	RS	Greensboro, N.C./Grimsley
66	D.J. Scott	OL	6-6	320	Jr.	2L	Green Cove Springs, Fla./Clay
13	Travis Simmons	DB	5-10	179	Jr.	2L	Tallahassee, Fla./Florida A&M HS
13	Joe Sloan	H/QB	5-11	174	Sr.	2L	Chester, Va./Thomas Dale
91	Josh Smith	DL	6-1	240	Jr.	1L	Raleigh, N.C./Garner
61	William Smith	DS	5-11	240	So.	SQ	Goldsboro, N.C./N.C. State
69	Willie Smith	OL	6-6	280	Jr.	2L	Kenly, N.C./North Johnston
51	Steve Spence	LB	6-2	215	So.	1L	Norfolk, Va./Norfolk-Maury
80	Alex Taylor	WR	6-4	210	Sr.	2L	Greensboro, N.C./Southwest Guilford
83	T.J. Terrell	WR	5-10	173	Jr.	SQ	San Antonio, Texas/Nicholls State
28	Matt Thompson	LB	6-2	210	So.	1L	Mebane, N.C./Eastern Alamance
68	Will Towery	OL/TE	6-5	282	So.	SQ	Asheville, N.C./A.C. Reynolds
-	Kyle Tudor	LB	6-3	195	Fr.	HS	Augusta, Ga./Lakeside
32	Justin Venable	DB	6-1	185	Fr.	RS	Climax, N.C./Southeast Guilford
33	Bill Wallace	DB	5-11	185	Fr.	RS	Haw River, N.C./Eastern
27	Devon Wallace	DB	6-2	198	So.	1L	Burlington, N.C./Southern Alamance
2	Jonathan Williams	RB	6-1	196	Jr.	2L	Greenville, N.C./Rose
8	Reyn Willis	WR	6-3	215	Sr.	1L	Raleigh, N.C./Alabama
95	C.J. Wilson	DL	6-4	271	Sr.	3L	Belhaven, N.C./Northside
82	Joe Womack	WR	6-1	195	So.	1L	Jacksonville, N.C./Northside
9	Brad Wornick	QB	6-2	185	Fr.	RS	Charlotte, N.C./Ardrey Kell

2009 SPRING SIGNEES

NAME	POS.	HT.	WT.	YR.	HOMETOWN/HS, JC or COLLEGE
Jimmy Booth	DT	6-2	288	Fr.	Greenville, N.C./J.H. Rose
Michael Brooks	DT	6-3	280	Fr.	Roxboro, N.C./Bartlett Yancey
Jordan Davis	OL	6-3	290	Fr.	Fort Walton Beach, Fla./Choctawhatchee
Michael Dobson	RB/DB	6-0	185	Fr.	Mount Airy, N.C./Mount Airy
Ty Holmes	LB	6-1	213	Fr.	Lexington, N.C./Lexington
Torrance Hunt	WR	5-8	160	Fr.	Durham, N.C./Jordan
Rio Johnson	QB	6-2	185	Fr.	Atlanta, Ga./Sandy Creek
Justin Jones	TE	6-8	252	Fr.	Conyers, Ga./Heritage
Lamar McLendon	LB	6-0	200	Fr.	Fayetteville, N.C./Seventy-First
Matt Milner	DE	6-4	235	Fr.	Raleigh, N.C./Cardinal Gibbons
Zico Pasut	TE	6-3	245	Fr.	Charlotte, N.C./Ardrey Kell
Marke Powell	LB	6-3	198	Fr.	Troy, N.C./West Montgomery
Mike Price	WR	6-1	165	Fr.	New Bern, N.C./New Bern
#Korey Reynolds	TE	6-2	240	Jr.	Hoover, Ala./Northwest Mississippi CC
Giavanni Ruffin	RB	6-1	215	Jr.	Virginia Beach, Va./College of the Sequoias, Calif.
Will Simmons	OL	6-5	280	Fr.	Ahoskie, N.C./Hertford County
DaMonte Terry	RB	6-1	203	Fr.	Laurinburg, N.C./Scotland
*Kyle Tudor	LB	6-3	195	Fr.	Augusta, Ga./Lakeside
Reese Wiggins	WR	5-11	181	Fr.	Durham, N.C./Southern Durham

#signed a grant-in-aid with ECU; *Tudor enrolled at ECU in January 2009



HOUSTON COUGARS



QUICK FACTS

Location: Houston, Texas
 Founded: 1927
 Enrollment: 35,400
 Nickname: Cougars
 Colors: Scarlet and White with Navy Trim
 Stadium: John O'Quinn Field at Robertson Stadium (32,000)
 Chancellor/President: Dr. Renu Khator
 Faculty Athletics Representative: Richard Scamell
 Athletics Director: Dave Maggard
 Senior Woman Administrator: DeJuena Crizer
 Basic Offense: Multiple
 Basic Defense: 4-3

FOOTBALL STAFF

Head Coach: Kevin Sumlin
 Alma Mater: Purdue '88
 Record at Houston: 8-5 (.615) 1 Season
 Career Record: 8-5 (.615) 1 Season

Offensive Coordinator/Quarterbacks: Dana Holgorsen (Iowa Wesleyan '93)
 Co-Offensive Coordinator/Wide Receivers/Recruiting Coordinator: Jason Phillips (Houston '01)
 Defensive Coordinator/Safeties: John Skladany (Central Connecticut State '72)
 Special Teams Coordinator/Inside Receivers/Tight Ends: Tony Levine (Minnesota '96)

Offensive Line: B.J. Anderson (Stephen F. Austin)
 Linebackers: Leon Burnett (Southwestern College '65)
 Defensive Line: Jim Jeffcoat (Arizona State '90)
 Running Backs: Clarence McKinney (University of Mary '94)
 Cornerbacks: Zac Spavital (Murray State '04)
 Director of Football Operations/H.S. Relations: Justin Moore (Texas A&M '04)
 Grad Assistant/Offense: Jake Spavital (Missouri State '08)
 Grad Assistant/Defense: Calvin Thibodeaux (Oklahoma State '06)
 Quality Control/Offense: Kliff Kingsbury (Texas Tech '01)
 Quality Control/Defense: Wesley Nurse (Boise State '04)

FOOTBALL OFFICE

Phone: 713/743-9388 Fax: 713/743-9428

SPORTS INFORMATION

Associate AD/Football SID: Chris Burkhalter
 Office Phone: 713/743-9404
 Cell Phone: 713/775-1542
 Fax: 713/743-9411
 E-Mail: cburkha@central.uh.edu
 Website: www.UHCougars.com
 Press Box Phone: 713/743-0550

2009 SCHEDULE

Sept. 5	NORTHWESTERN STATE
Sept. 12	at Oklahoma State
Sept. 26	TEXAS TECH (ESPN2)
Oct. 3	at UTEP
Oct. 10	at Mississippi State
Oct. 17	at Tulane (CBS C)
Oct. 24	SMU (CBS C)
Oct. 31	SOUTHERN MISS
Nov. 7	at Tulsa (CBS C)
Nov. 14	at UCF
Nov. 21	MEMPHIS
Nov. 28	RICE

2008 RESULTS (8-5, 6-2 C-USA)

A30	SOUTHERN	W	55-3	1-0
S6	at Oklahoma State	L	37-56	1-1
S13	AIR FORCE	L	28-31	1-2
S20	at Colorado State	L	25-28	1-3
S27	at (23) East Carolina	W	41-24	2-3
09	UAB	W	45-20	3-3
018	at SMU	W	44-38	4-3
028	at Marshall	L	23-37	4-4
N8	TULANE	W	42-12	5-4
N15	(24) TULSA	W	70-30	6-4
N22	UTEP	W	56-47	7-4
N29	at Rice	L	42-56	7-5
D31	Air Force (Armed Forces Bowl)	W	34-28	8-5

Conference games in **bold italics**.
 Home games in ALL CAPS

NOTING THE COUGARS

- Houston made its fourth straight bowl appearance and posted its first bowl victory since 1980 when it defeated Air Force, 34-28 in the 2008 Bell Helicopter Armed Forces Bowl in Fort Worth, Texas. It was UH's 19th overall bowl appearance and marked the first time it has been to four consecutive bowls since 1978-81.

- Houston returns more than 86% of its offensive production from last year's offensive unit that ranked second in the nation in total offense. The Cougars averaged 562.8 yards per game, with 401.6 yards through the air and 161.2 yards on the ground.

- Junior QB **Case Keenum** was named the C-USA Offensive Player of the Year, the second time in three years a Cougar QB has won the award (Kevin Kolb in 2006). Keenum threw for more than 300 yards in the first 12 games last season and became just the second player in school history to throw for 5,000 yards in a season, finishing with 5,020 (David Klingler threw for a school-record 5,140 in 1990). He threw 44 touchdowns on the season and has tossed at least one scoring strike in 16 straight games.

- Houston became the first C-USA team to win the Offensive Player of the Year, Defensive Player of the Year (DE **Phillip Hunt**) and Freshman of the Year (RB **Bryce Beall**) in the same season in 2008. Beall broke every UH freshman rushing record, had six 100-yard games and finished third in the league in rushing yards (1,247) and second in rushing touchdowns (13).

- Sophomore WR **Tyron Carrier** led all of the nation's freshmen in receptions last season with 80. A two-sport star at UH (former NCAA provisional qualifier in track and field), Carrier piled up 1,026 yards and nine touchdowns, becoming the first freshman in school history to top the 1,000-yard mark.



HOUSTON COUGARS



2009 PRESEASON RETURNEES

LETTERMEN

Returning/Lost: 41/19

STARTERS

Offensive Returning/Lost: 8/3

Defensive Returning/Lost: 6/6

Special Teams Returning/Lost: 3/0

OFFENSIVE STARTERS RETURNING

RB Bryce Beall - 198 att., 1,272 yds., 13 TD, C-USA Freshman of the Year

RB Andre Kohn - 63 att., 257 yds., 4.1 avg., 3 TD

QB Case Keenum - 5,020 yds., 44 TD, 11 INT, 397-of-589 (67%)

WR Tyron Carrier - 80 rec., 1,026 yds., 12.8 avg., 9 TD

WR Patrick Edwards - 46 rec., 634 yds., 13.8 avg., 4 TD

WR Chaz Rodriguez - 40 rec., 481 yds., 10.4 avg., 1 TD

WR Bryce Beall - 34 rec., 496 yds., 14.6 avg., 4 TD

DEFENSIVE STARTERS RETURNING

LB Marcus McGraw - 103 tackles, 6.5 TFL, 0.5 sack, 5 PBU, 1 QBH, 2 FF

LB C.J. Cavness - 77 tackles, 4.0 TFL, 1 PBU,

LB Matt Nicholson - 66 tackles, 4.5 TFL, 1.0 sack, 1 INT, 2 QBH

CB Brandon Brinkley - 74 tackles, 5.5 TFL, 4 INT, 15 PBU, 1 FR

SPECIALISTS RETURNING

K Ben Bell - 10-of-15 FG, 48-of-50 PAT, 78 points

P Chase Turner - 41 punts, 1,864 yds., 45.5 avg., 71 long

PR Tyron Carrier - 8 ret., 77 yds., 9.6 avg., 34 long

KR Patrick Edwards - 25 ret., 506 yds., 20.2 avg., 41 long

KEY LOSSES

DL Phillip Hunt

DL Eli Ash

FS Kenneth Fontenette

S Ernest Miller

MLB Cody Lubojasky

WR Mark Hafner

OL SirVincent Rogers

OL Sebastian Vollmer

LS Norby Juist

2008 STATISTICAL LEADERS

Rushing	Att.	Yds.	Avg.	TD	Long
Bryce Beall	198	1247	6.3	13	78
Andre Kohn	63	257	4.1	3	19
TOTALS	406	2095	5.2	23	78

Passing	Att.	Comp	Pct.	INT	Yards	TD
Case Keenum	589	397	.674	11	5020	44
Blake Joseph	21	14	.667	0	201	1
TOTALS	610	411	.674	11	5221	45

Receiving	Rec	Yds.	Avg.	TD	Long
Mark Hafner	86	907	10.5	11	43
Tyron Carrier	80	1026	12.8	9	66
Patrick Edwards	46	634	13.8	4	70
TOTALS	411	5221	12.7	45	84

Field Goals	Made-Att.	Pct.	Long
Ben Bell	10-15	.667	36
TOTALS	12-18	.667	37

Punting	No.	Yards	Avg.	In 20	Long
Chase Turner	41	1864	45.5	12	71
TOTALS	41	1864	45.5	12	71

Tackles	Solos	Ast	Total
Marcus McGraw	48	55	103
Kenneth Fontenette	54	38	92
Cody Lubojasky	32	53	85
C.J. Cavness	37	40	77
Brandon Brinkley	45	29	74
TOTALS	546	543	1,089

Interceptions	No.	Yds.	Avg.	TD
Loyce Means	4	160	40.0	1
Brandon Brinkley	4	32	8.0	1
TOTALS	13	318	24.5	2

2008 TEAM STATISTICS

Category	Houston	Opponents
First Downs	355	286
Rushes-Yards	406-2095	547-2277
Rushing Yards/Game	161.2	175.2
Passes Att./Comp./Int.	610-411-11	419-252-13
Completion Pct.	.674	.601
Passing Yards	5221	3098
Passing Yards/Game	401.6	238.3
Total Off. Plays/Yds	1016-7316	966-5375
Total Offense/Game	562.8	413.5
Punts-Average	41-45.5	61-43.4
Punt Returns-Avg.	21-78	16-13.1
Kickoff Returns-Avg.	61-20.5	79-19.0
Interceptions-Yards	13-318	11-198
Fumbles-Lost	32-17	23-9
Penalties-Yards	82-757	91-762
3rd Down Conversions	93-183	85-196
3rd Down Conversion Percentage	.508	.434
4th Down Conversions	10-20	7-23
4th Down Conversion Percentage	.500	.304
Sacks By-Yards	24-158	27-196
Avg. Time of Possession	27:17	32:43



HOUSTON COUGARS

SPRING ROSTER

NO.	NAME	POS.	HT.	WT.	YR.	EXP.	HOMETOWN/HS, JC or COLLEGE
46	Jeremiah Alexander	DB	5-7	173	Fr.	RS	Houston, Texas/Yates
60	Jaryd Anderson	OL	6-4	280	R-Jr.	1L	Anchorage, Alaska/South Anchorage
85	Oge Anoliefo	WR	6-3	195	Fr.	RS	Cleveland, Ohio/Hawken
76	Jacolby Ashworth	OL	6-3	275	Fr.	RS	Lufkin, Texas/Lufkin
57	Carl Barnett	OL	6-2	285	R-Sr.	3L	Dickinson, Texas/Dickinson
29	Ricardo Bates	S	5-11	175	R-So.	SQ	Prattville, Ala./Prattville
25	Bryce Beall	RB	5-11	205	So.	1L	Tatum, Texas/Tatum
14	Ben Bell	K	6-0	175	R-Sr.	3L	Stephenville, Texas/Stephenville
71	Josh Bell	OL	6-5	315	Sr.	2L	Hitchcock, Texas/Hitchcock/Kansas
23	Carson Blackmon	CB	5-11	185	Sr.	3L	Tatum, Texas/Tatum
21	Brandon Brinkley	CB	6-0	180	R-Sr.	3L	Bay City, Texas/Bay City
27	Jacky Candy	S	5-11	205	Jr.	JC	Ft. Lauderdale, Fla./Stranahan/Coffeyville CC
35	Tyron Carrier	WR	5-8	162	R-So.	1L	Houston, Texas/Worthing
10	L.J. Castile	WR	6-3	210	R-Jr.	2L	LaMarque, Texas/LaMarque
40	C.J. Cavness	OLB	6-1	220	R-Sr.	2L	Santa Fe, Texas/Santa Fe
36	Chris Cermin	DB	5-10	184	Fr.	RS	Katy, Texas/Cinco Ranch
35	Desmon Chatman	S	6-2	205	Jr.	SQ	Conroe, Texas/Conroe/North Texas
36	Gino Collins	WR	5-11	185	Fr.	RS	Houston, Texas/St. Pius X
33	Michael Daniel	RB	5-10	180	Fr.	RS	Plano, Texas/Plano
75	Jarve Dean	OL	6-3	325	Jr.	JC	Houston, Texas/Kashmere/Coffeyville CC
83	Patrick Edwards	WR	5-9	175	R-So.	1L	Hearne, Texas/Hearne
17	Austin Elrod	QB	6-1	196	R-So.	SQ	Ovilla, Teas/Redoak
77	Charles Foster	NT	5-11	325	R-So.	SQ	Cameron, Texas/Yoe
8	Chris Gilbert	WR	5-8	170	R-Sr.	2L	Dallas, Texas/Hillcrest
43	Tyrell Graham	DE	6-3	225	Sr.	1L	Houston, Texas/Yates/Arkansas
93	Doran Guillory	DE	6-3	245	Fr.	RS	Beaumont, Texas/Kelly
79	Matt Hart	OL	6-6	310	R-Sr.	3L	Huffman, Texas/Hargrave
86	Brandon Hartson	DE/LS	6-4	260	Fr.	RS	Fairfield, Texas/Fairfield
39	Roisean Haynes	S	5-11	185	R-So.	1L	Converse, Texas/Judson
37	Jackie Hinton, Jr.	S	5-11	187	Fr.	RS	Channelview, Texas/Channelview
46	Matt Hogan	K/P	6-1	200	Fr.	RS	Keller, Texas/Keller
95	David Hunter	DT	6-2	285	So.	1L	Waller, Texas/Waller
13	Crawford Jones	QB	6-1	180	Fr.	RS	Keller, Texas/Keller
50	A.J. Johnson	MLB	6-2	240	Sr.	SQ	Sacramento, Calif./Cordova/College of the Sequoias
2	B.K.Johnson	CB	5-10	170	R-So.	SQ	Silsbee, Texas/Silsbee
94	Cory Johnson	LS	6-1	220	So.	1L	East Springfield, Ohio/Edison
3	Justin Johnson	RB	6-1	220	R-So.	1L	Richardson, Texas/Berkner
84	Kierrie Johnson	WR	5-10	175	Jr.	1L	Houston, Texas/Westfield/Blinn JC
31	Kris Johnston	LB	6-0	190	Fr.	RS	Texas City, Texas/Texas City
7	Case Keenum	QB	6-2	210	R-Jr.	2L	Abilene, Texas/Wylie
96	Joseph Kelly	DL	6-0	280	Fr.	RS	Dickinson, Texas/Dickinson
6	Andre Kohn	RB	5-11	195	R-Jr.	2L	Jacksonville, Fla./Wolfson
72	Demarcus Lattier	DT	6-2	265	R-So.	SQ	Garland, Texas/South
52	Anthony Lewis	MLB	6-1	215	Fr.	RS	Houston, Texas/Aldine
12	Cotton Turner	QB	6-0	190	So.	JC	Sugar Land, Texas/Dulles/Blinn JC
48	Jordan Magee	LB	6-0	219	Fr.	RS	Grand Prairie, Texas/Grand Prairie
16	Jordan Mannisto	K/P	6-1	175	So.	1L	Westlake Villlage, Calif./Westlake
55	Marcus McGraw	OLB	5-11	220	So.	1L	Arlington, Texas/Bowie
47	John McIntyre	OLB	6-0	230	R-So.	1L	Bryan, Texas/Bryan
22	Loyce Means	CB	5-10	175	Jr.	2L	Houston, Texas/Madison
12	Tim Mercer	S	5-10	180	R-Sr.	2L	Spring, Texas/Spring
24	Tim Monroe	WR	6-2	185	R-Sr.	3L	Mount Vernon, Texas/Mount Vernon
30	Matt Nicholson	OLB	6-3	225	Sr.	3L	Plano, Texas/Plano
99	Michael Ray	DE	6-3	250	R-So.	SQ	LaMarque, Texas/LaMarque
32	Jamal Robinson	CB	5-10	185	R-Jr.	1L	Schertz, Texas/Clemens



HOUSTON COUGARS

NO.	NAME	POS.	HT.	WT.	YR.	EXP.	HOMETOWN/HS, JC or COLLEGE
82	Chaz Rodriguez	WR	6-2	185	R-Sr.	2L	San Antonio, Texas/Warren/Texas Lutheran
41	Nick Saenz	S	5-11	185	So.	1L	Pearland, Texas/Pearland
68	Michael Sanchez	OL	6-2	248	R-So.	SQ	Sharyland, Texas/Sharyland
77	Blake Sargent	OL	6-3	275	Fr.	RS	Friendswood, Texas/Friendswood
18	Wesley Scourten	TE	6-6	240	R-Jr.	2L	Richardson, Texas/Berkner
73	Jordan Shoemaker	OL	6-3	270	R-Jr.	2L	Midlothian, Texas/Midlothian
43	Brian Smelek	TE	6-4	210	Sr.	SQ	Tomball, Texas/Rosehill Christian
88	E.J. Smith	WR	6-1	185	R-So.	1L	Camden, Miss./Velma Jackson
89	Isaiah Sweeney	WR	5-9	170	So.	SQ	Missouri City, Texas/Hightower
66	Ari Tatum	OL	6-5	240	Fr.	RS	Dacula, Ga./Dacula
17	Ryan Tennison	LB	5-11	215	R-So.	SQ	Dallas, Texas/Kimball
70	Chris Thompson	OL	6-2	295	R-So.	1L	Hitchcock, Texas/Hitchcock
97	Isaiah Thompson	DT	6-4	285	R-Jr.	2L	Tatum, Texas/Tatum
54	Nicholas Thurston	MLB	6-1	255	Sr.	1L	Oakland, Calif./Edison/San Francisco CC
80	Chase Turner	P	6-4	229	Sr.	2L	Friendswood, Texas/Friendswood
98	Mohammed Usman	DE	6-1	235	So.	1L	Arlington, Texas/Bowie
61	Ken Van Heule	OL	6-4	265	Fr.	RS	Hurst, Texas/LD. Bell
74	Roy Watts	OL	6-6	315	Jr.	JC	Houston, Texas/Worthing/Texas/Navarro JC
67	Creighton Wells	DE	6-2	220	Sr.	SQ	Crockett, Texas/Crockett
38	Marcus Williams	DB	5-10	170	Fr.	RS	Houston, Texas/Willowridge
4	Ronnie Williams	WR	5-11	180	Fr.	RS	Houston, Texas/Sterling
33	Shomari Williams	MLB	6-2	245	Sr.	2L	Brampton, Ontario/Champlain Regional Prep
26	Chris Wilson	RB	6-0	210	Fr.	RS	Sugar Land, Texas/Austin
62	Doug Winfield	DT	6-1	260	So.	SQ	Spring, Texas/Klein
9	Demetrius Woods	S	6-0	195	Fr.	RS	Houston, Texas/Lamar
48	Marc Woods	RB	5-10	185	R-So.	SQ	Houston, Texas/Wheatley

2009 SPRING SIGNEES

NAME	POS.	HT.	WT.	YR.	HOMETOWN/HS, JC or COLLEGE
George Bamfo	LB	5-11	200	Fr.	Rockwall, Texas/Rockwall-Heath
Thomas Bates	DB	5-11	180	Fr.	Baytown, Texas/Baytown Lee
Tyrone Campbell	DT	6-1	270	Fr.	Channelview, Texas/Channelview
* Jacky Candy	DB	5-11	205	Jr.	Ft. Lauderdale, Fla./Coffeyville CC
Tyler Chambers	TE	6-4	233	Fr.	San Antonio, Texas/MacArthur
James Cleveland	WR	6-1	205	Jr.	Baytown, Texas/Trinity Valley CC
Ty Cloud	OL	6-4	300	Fr.	Highland Village, Texas/Flower Mound Marcus
* Jarve Dean	OL	6-3	330	Jr.	Houston, Texas/Coffeyville CC
A.J. Dugat	WR	6-0	188	Fr.	Dayton, Texas/Dayton
Keenan Flax	OL	6-4	270	Fr.	Houston, Texas/Cypress Ridge
Kevin Forsch	OL	6-5	301	Fr.	Tomball, Texas/Klein Oak
Drew Hollingshead	QB	6-3	190	Fr.	Rockwall, Texas/Rockwall-Heath
Kelvin King III	LB	6-2	240	Fr.	Houston, Texas/Alief Taylor
Jeffery Lewis	ATH	5-9	180	Fr.	Houston, Texas/Madison
Devin Mays	DB	5-11	170	Jr.	Stockton, Calif. San Francisco CC
Ralph Oragwu	OL	6-3	276	Fr.	Missouri City, Texas/Fort Bend Marshall
Jared Pickett	ATH	5-9	178	Fr.	Missouri City, Texas Fort Bend Marshall
Zeke Riser	DE	6-4	237	Fr.	LaVernia, Texas/LaVernia
Steven Robertson	LB	6-2	225	Fr.	Cleveland, Texas/Cleveland
Radermon Scypion	DE	6-4	225	Fr.	Port Arthur, Texas/Port Arthur Memorial
Charles Sims	RB	6-0	190	Fr.	Houston, Texas/Westbury
DeAnthony Sims	DT	6-3	300	Fr.	Houston, Texas/Westbury
Phillip Steward	LB	6-1	203	Fr.	Missouri City, Texas/Fort Bend Hightower
Broderick Thomas, Jr.	QB	6-3	180	Fr.	Houston, Texas/Madison
* Roy Watts	OL	6-6	300	Jr.	Houston, Texas Navarro JC

*already enrolled in school



MARSHALL THUNDERING HERD



QUICK FACTS

Location: Huntington, W.Va.
 Founded: 1837
 Enrollment: 13,814
 Nickname: Thundering Herd or the Herd
 Colors: Green and White
 Stadium: Joan C. Edwards Stadium (38,019)
 President: Dr. Stephen J. Kopp
 Faculty Athletics Representative: Dr. Robert Bookwalter
 Athletics Director: Bob Marcum
 Senior Woman Administrator: Beatrice Crane Banford
 Basic Offense: Multiple
 Basic Defense: 3-4

FOOTBALL STAFF

Head Coach: Mark Snyder
 Alma Mater: Marshall '88
 Record at Marshall: 16-31 (.340) 4 Seasons
 Career Record: 16-31 (.340) 4 Seasons

Assistant Secondary: Jeff Burrow (Cincinnati, '99)
 Secondary: Mike Cassity (Kentucky, '76)
 Defensive Line: Jerry Azzinaro (American International '81)
 Offensive Line/Recruiting: Mike Cummings (Buffalo '84)
 Defensive Line: Bob Fello (Kent State, '74)
 Pass Game Coordinator: Todd Goebbel (Northern Iowa '98)
 Tight Ends/Tackles: Phil Ratliff (Marshall '94)
 Defensive Coordinator: Rick Minter (Henderson State '77)
 Offensive Coordinator: John Shannon (Eastern Illinois '76)
 Running Backs/Special Units: Jared Smith (Kansas '96)
 Assistant AD/Football Operations: Mark Gale (Oklahoma State '81)

FOOTBALL OFFICE

Phone: 304/696-6464 Fax 304/696-6448

SPORTS INFORMATION

Assistant A.D./Football Contact: Randy Burnside
 Office Phone: 304/696-4660
 Cell Phone: 304/208-0498
 Fax: 304/696-2325
 E-Mail: burnsid2@marshall.edu
 Website: www.HerdZone.com
 Press Box Phone: 304/696-6666

2009 SCHEDULE

Sept. 5 SOUTHERN ILLINOIS
 Sept. 12 at Virginia Tech
 Sept. 19 BOWLING GREEN
Sept. 26 at Memphis
Oct. 3 EAST CAROLINA (CBS C)
Oct. 10 at Tulane
 Oct. 17 at West Virginia
Oct. 24 UAB
Nov. 1 (Sun.) at UCF (ESPN)
Nov. 14 SOUTHERN MISS
Nov. 21 SMU
Nov. 28 at UTEP

2008 RESULTS (4-8, 3-5 C-USA)

A30	ILLINOIS STATE	W	35-10	1-0
S6	at (11) WISCONSIN	L	14-51	1-1
S13	MEMPHIS	W	17-16	2-1
S22	at Southern Miss	W	34-27	3-1
S27	at West Virginia	L	3-27	3-2
O3	Cincinnati	L	10-33	3-3
O18	at UAB	L	21-23	3-4
O28	HOUSTON	W	37-23	4-4
N8	at East Carolina	L	16-19 (OT)	4-5
N15	UCF	L	14-30	4-6
N22	at Rice	L	10-35	4-7
N29	TULSA	L	35-38	4-8

Conference games in **bold italics**.
 Home games in ALL CAPS

NOTING THE THUNDERING HERD

• Marshall Defensive Coordinator **Rick Minter** enters the spring with a talented and experienced unit that welcomes back eight starters and seven of its top 10 tacklers from last season. First-team All-Conference USA defensive end **Albert McClellan** returns for his senior season to lead a stout Thundering Herd defensive front that features four returning starters. The Marshall linebacking corps welcomes back the team's top tackler from a year ago in junior **Mario Harvey**, who recorded 107 tackles as a sophomore. Freshman All-American **DeQuan Bemby** and fellow freshman standout **T.J. Drakeford** return at the cornerback spots, while seniors **Ashton Hall** and **John Saunders** appear ready for increased roles.

• Thundering Herd Offensive Coordinator **John Shannon** will have many weapons at his disposal this spring as Marshall welcomes back seven starters from last season. The Thundering Herd boasts one of the nation's top receiving tight ends in **Cody Slate** and a deep group of running backs that is headlined by returning 1,000-yard rusher **Darius Marshall**. The Thundering Herd also boasts talented depth up front and returns All-Freshmen C-USA tackles **Ryan Tillman** and **C.J. Wood**. Sophomore **Mark Cann** returns at quarterback and he will compete this spring with junior **Brian Anderson**, who turned in a strong performance in last season's finale against Tulsa, and a highly touted duo of junior college quarterbacks for the starting job. At receiver, MU returns veterans **Bryant Milligan**, **Courtney Edmonson** and **Tavaris Thompson** among others.

• All-America candidate **Cody Slate** is arguably the top receiving tight end in all of college football. Slate will enter his senior season with 2,012 career receiving yards and 19 career touchdown receptions. Slate is such a valuable weapon that Marshall also utilizes him in the running game, where he managed four carries for 60 yards last season.



MARSHALL THUNDERING HERD



2009 PRESEASON RETURNEES

LETTERMEN

Returning/Lost: 46/15

STARTERS

Offensive Returning/Lost: 8/3

Defensive Returning/Lost: 8/3

Special Teams Returning/Lost: 3/0

OFFENSIVE STARTERS RETURNING

- TE Cody Slate - 40 rec., 510 yds., 8 TD, 19 career TDs, All-American
- QB Mark Cann - 1,767 yds., 14 TD, 13 INT, 154-of-307 (50%)
- QB Brian Anderson - 305 yds., 3 TD, 1 INT, 22-of-39 (56%)
- RB Darius Marshall - 244 att., 1,095 yds., 5 TD, 4.9 avg., 61 long
- RB Terrell Edwards - 28 att., 154 yds., 2 TD, 5.5 avg., 53 long
- WR Courtney Edmonson - 6 rec., 55 yds., 1 TD, 9.2 avg., 19 long
- OL C.J. Wood - Played in all 12 games in 2008
- OL Ryan Tillman - Played in 11 games in 2008
- OL Chad Schofield - Played in 9 games in 2008
- OL Josh Evans - Played in 7 games in 2008

DEFENSIVE STARTERS RETURNING

- DL Albert McClellan - 58 tackles, 4.5 TFL, 2.5 sacks, 5 PBU, 2 QBH
- DL Michael Janac - 46 tackles, 6.0 TFL, 2.5 sacks, 1 PBU, 3 QBH
- DL Delvin Johnson - 27 tackles, 3.0 TFL, 1.0 sack, 3 QBH
- DL Johnny Jones - 19 tackles, 2.0 TFL, 1.0 sack, 1 PBU, 1 QBH
- LB Mario Harvey - 107 tackles, 70 TFL, 4.5 sacks, 1 INT, 5 QBH, 2 FR, 2 FF
- LB Brandon Burns - 69 tackles, 3.5 TFL, 1.5 sacks, 1 INT, 5 PBU, 2 QBH
- CB DeQuan Bemby - 80 tackles, 7.5 TFL, 0.5 sack, 1 INT, 11 PBU
- CB T.J. Drakeford - 47 tackles, 1.5 TFL, 1 INT, 9 PBU, 1 FR, 1 FF
- S Ashton Hall - 48 tackles, 2.5 TFL, 1 INT, 2 PBU, 1 FF

SPECIALISTS RETURNING

- PK Craig Ratanamom - 7-for-11 FG, 25-of-26 PAT, 46 points
- P Kase Whitehead - 63 punts, 2,438 yds., 38.7 avg., 55 long
- KR Darius Marshall - 30 ret., 790 yds., 26.3 avg., 75 long

KEY LOSSES

- WR Darius Passmore
- C Brian Leggett
- RG Matt Altobello
- LB Maurice Kitchens
- FS C.J. Spillman

2008 STATISTICAL LEADERS

Rushing	Att.	Yds.	Avg.	TD	Long
Darius Marshall	224	1095	4.9	5	61
Chubb Small	96	430	4.5	4	69
TOTALS	423	1889	4.5	13	80

Passing	Att.	Comp	Pct.	INT	Yards	TD
Mark Cann	307	154	.502	13	1767	14
TOTALS	351	176	.501	14	2072	17

Receiving	Rec	Yds.	Avg.	TD	Long
Darius Passmore	56	945	16.9	7	88
Cody Slate	40	510	12.8	8	51
Bryan Milligan	17	144	8.5	0	27
TOTALS	176	2072	11.8	17	88

Field Goals	Made-Att.	Pct.	Long
Craig Ratanamom	7-11	.636	50
TOTALS	10-16	.625	50

Punting	No.	Yards	Avg.	In 20	Long
Kase Whitehead	63	2438	38.7	24	55
TOTALS	66	2491	37.7	25	55

Tackles	Solos	Ast	Total
Mario Harvey	43	64	107
Maurice Kitchens	37	60	97
DeQuan Bemby	37	43	80
C.J. Spillman	35	36	71
Brandon Burns	28	41	69
TOTALS	418	612	1030

Interceptions	No.	Yds.	Avg.	TD
Maurice Kitchens	4	18	4.5	0
Ashton Hall	1	39	39.0	0
TOTALS	9	118	13.1	0

2008 TEAM STATISTICS


Category	Marshall	Opponents
First Downs	201	280
Rushes-Yards	423-1889	498-1973
Rushing Yards/Game	1574	164.4
Passes Att./Comp./Int.	351-176-14	425-249-9
Completion Pct.	.501	.586
Passing Yards	2072	3044
Passing Yards/Game	172.7	253.7
Total Off. Plays/Yds	774-3961	923-5017
Total Offense/Game	330.1	418.1
Punts-Average	66-377	61-41.9
Punt Returns-Avg.	13-79	12-5.3
Kickoff Returns-Avg.	64-20.9	48-19.6
Interceptions-Yards	9-118	14-230
Fumbles-Lost	15-8	22-9
Penalties-Yards	64-544	70-602
3rd Down Conversions	64-174	77-188
3rd Down Conversion Percentage	.368	.410
4th Down Conversions	10-20	10-12
4th Down Conversion Percentage	.500	.455
Sacks By-Yards	22-174	13-90
Avg. Time of Possession	27:51	32:09



MARSHALL THUNDERING HERD

SPRING ROSTER

NO.	NAME	POS.	HT.	WT.	YR.	EXP.	HOMETOWN/HS, JC or COLLEGE
49	David Alexander	WR	6-2	175	So.	TR	Johnson City, Tenn./Science Hill/Nebraska-Omaha
12	Brian Anderson	QB	6-3	217	Jr.	2L	Louisville, Ky./Male
25	Devin Arrington	DB	6-2	186	Fr.	RS	Chesapeake, Va./Deep Creek
79	Daniel Baldrige	OL	6-9	310	Sr.	3L	Opelousas, La./Opelousas
17	DeQuan Bembyr	DB	5-10	173	So.	1L	Hawkinsville, Ga./Hawkinsville
11	Wayne Bonner	WR	6-4	210	Jr.	TR	Milledgeville, Ga./Baldwin/East Mississippi CC
27	Antawn Booker	RB	6-1	249	Sr.	3L	Auburndale, Fla./Auburndale
63	Chris Bowers	OL	6-2	280	Fr.	RS	Ona, W.Va./Cabell Midland
31	Omar Brown	DB	5-10	178	So.	1L	Moncks Corner, S.C./Berkeley
64	John Bruhin	OL	6-5	303	So.	SQ	Powell, Tenn./Powell
93	Brandon Bullock	DT	6-3	355	Jr.	1L	Egg Harbor City, N.J./Absegami
58	James Burkes	DL	6-1	303	Sr.	3L	Charleston, W.Va./Capital
8	Brandon Burns	LB	6-4	205	Sr.	1L	Columbiana, Ala./Shelby Co./Pearl River CC
78	Brandon Campbell	OL	6-5	310	Jr.	2L	Fort Washington, Md./Friendly Senior
10	Mark Cann	QB	6-4	238	So.	1L	Landrum, S.C./Landrum
48	George Carpenter	LB	5-10	207	So.	1L	Lancaster, Ohio/Lancaster
7	Tyrone Carper	DB	5-9	180	Jr.	TR	Bluefield, Va./Graham/Ferrum
34	Jacqui Chandler	DB	6-0	200	So.	1L	Orlando, Fla./Maynard Evans
49	Pete Culicerto	DB	6-1	189	Jr.	1L	Charlotte, N.C./Butler
99	Vinny Curry	DE	6-5	249	Jr.	2L	Neptune, N.J./Harmony/Ohio
89	Dakota Dishman	DL	6-4	260	Fr.	RS	Huntington, W.Va./Huntington
52	Daniel Drake	LB	6-1	235	So.	TR	Fayetteville, N.C./Hargrave Military
13	T.J. Drakeford	DB	5-11	184	So.	1L	Charlotte, N.C./Independence
8	Shay Dunnigan	QB	6-2	210	So.	SQ	Pulaski, Va./Pulaski Co.
80	Courtney Edmonson	WR	6-0	187	Sr.	3L	Titusville, Fla./Astronaut
2	Terrell Edwards	RB	6-2	208	So.	1L	Mobile, Ala./UMS Wright
61	Josh Evans	OL	6-4	305	Jr.	2L	Fayetteville, W.Va./Fayetteville
47	Tyson Gale	LB	6-3	222	So.	1L	Alva, Okla./Alva
54	Charles Gilkerson	LB	6-0	210	So.	1L	Huntington, W.Va./Spring Valley
95	Montel Glasco	DL	6-3	295	Sr.	1L	Westfield, N.J./Lackawanna JC
19	Maurice Graham	TE	6-5	306	Sr.	1L	Fresno, Calif./Washington Union/College of Sequoias
53	Scott Gray	LB	6-0	208	Jr.	2L	Union, Ky./Ryle
20	Ashton Hall	DB	5-10	193	Sr.	3L	Kingsland, Ga./Camden County
35	Kellen Harris	LB	6-3	223	So.	1L	Sharon, Pa./Sharon
44	Corey Hart	LB	6-2	222	Jr.	2L	Loachapoka, Ala./Loachapoka
30	Mario Harvey	LB	6-0	244	Sr.	3L	Forsyth, Ga./Hargrave Military
86	Jamie Hatten	TE	6-5	205	Fr.	RS	Hendersonville, N.C./Hendersonville
81	Robert Henry	TE	5-11	226	Jr.	2L	Bluefield, W.Va./Graham
90	Michael Janac	DE	6-4	278	Jr.	2L	Miami, Fla./Pearl Cohn (Nashville, Tenn.)
46	John Jacobs	DE	6-3	241	Sr.	3L	Broadway, Va./Broadway
98	Delvin Johnson	DL	6-3	296	Jr.	2L	Woodruff, S.C./Woodruff
91	Johnny Jones	DE	6-5	288	Jr.	2L	Clewiston, Fla./Clewiston
18	Lyndl Jones	WR	5-9	180	Sr.	3L	Austin, Texas/West Charles Akins
56	Howard King	LB	6-2	208	Jr.	2L	Daytona Beach, Fla./Seabreeze
55	Drake Kowcheck	OL	6-0	285	So.	SQ	Wellsburg, W.Va./Brooke
7	Jake Laudenslayer	QB	6-3	225	Jr.	TR	Modesto, Calif./Mendocino College
42	Stuart Lips	DB	6-3	200	Jr.	SQ	Herrons Creek, NSW, Australia/Paintsville (Ky.)
5	Darius Marshall	RB	5-10	189	Jr.	2L	Milledgeville, Ga./Baldwin
11	Zearrick Matthews	DB	5-9	184	Sr.	3L	Greenwood, S.C./Greenwood
26	Chris Maxwell	DB	6-1	185	So.	TR	Ft. Lauderdale, Fla./American Heritage/Methodist U.
96	Albert McClellan	DE	6-2	252	Sr.	3L	Lakeland, Fla./Kathleen
39	Sean McClellan	LS	5-11	233	Sr.	3L	Morristown, Tenn./Hamblen West
14	Josh Miller	DB	5-10	184	Sr.	1L	Fresno, Calif./College of the Sequoias
23	Bryant Milligan	WR	6-1	197	Jr.	2L	Cleveland, Ohio/Glenville
51	Cody Ochoa	K	6-1	181	Jr.	TR	Bridgewater, Va./Turner Ashby/Fork Union
22	Kevin Perry	DB	5-10	175	Jr.	2L	Madison, Ala./Bob Jones
34	Julian Poindexter	WR	5-11	185	So.	TR	Bedford, Va./Liberty/Virginia State
33	Andre Portis	LB	6-3	235	Sr.	TR	Cleveland, Ohio/College of San Mateo (Calif.)
68	Landis Provanca	OL	6-5	305	Sr.	1L	Salem, Ore./Grossmont College
60	Calvin Purchase	K	6-2	187	So.	SQ	Beaufort, SC/Beaufort



MARSHALL THUNDERING HERD

NO.	NAME	POS.	HT.	WT.	YR.	EXP.	HOMETOWN/HS, JC or COLLEGE
92	Craig Ratanamorn	K	6-3	187	Sr.	1L	Wichita, Kansas/Barton CC
40	DeNathian Robinson	DB	5-10	166	Jr.	2L	Hampton, Va./Phoebus
76	Jimmy Rogers	OL	6-4	302	Sr.	1L	Cleveland, Miss./Mississippi Delta CC
19	John Saunders	DB	6-0	193	Sr.	3L	Huntington, W.Va./Cabell Midland
71	Chad Schofield	OL	6-4	316	Jr.	2L	Strongsville, Ohio/Strongville
6	Ahmed Shakoor	DB	5-11	195	So.	1L	Stone Mountain, Ga./Stephenson
25	Tyler Shick	RB	5-8	178	Jr.	1L	Youngstown, Ohio/Boardman
85	Cody Slate	TE	6-4	220	Sr.	3L	Chipley, Fla./Hargrave Military
16	Lee Smith	TE	6-6	258	Jr.	TR	Powell, Tenn./Powell/Tennessee
24	Jordan Taylor	RB	6-1	205	Jr.	RS	South Bend, Ind./St. Joseph's
13	Press Taylor	QB	6-2	205	Jr.	TR	Norman, Okla./Butler County CC
89	Zack Tenuta	TE	6-3	230	Fr.	RS	Marietta, Ga./Walton
32	Demetrius Thomas	WR	6-1	171	So.	1L	Theodore, Ala./Theodore
77	DeMetrius Thompson	DE	6-2	221	Jr.	2L	Charleston, W.Va./Capital
87	Tavaris Thompson	WR	6-2	198	Sr.	3L	Lauderdale Lakes, Fla./Boyd Anderson
73	Ryan Tillman	OL	6-5	282	So.	TR	Centerville, Va./Hargrave Military
37	Tyler Torlone	DB	6-0	205	Jr.	2L	Huntington, W.Va./Cabell Midland
67	Erik Vint	DL	6-4	293	Jr.	2L	Ridgeway, Va./Magna Vista
74	Joshua Wallace	DE	6-2	275	Jr.	TR	Richmond, Va./Hugenot/Morehead State
29	Martin Ward	RB	5-9	188	Fr.	RS	Jonesboro, Ga./Mount Zion
37	Tyler Warner	K	6-4	230	So.	1L	Parkersburg, W.Va./Parkersburg
41	Kase Whitehead	P	5-10	181	So.	1L	Maryville, Tenn./William Blount
82	Antavious Wilson	WR	6-0	180	Fr.	RS	Pahokee, Fla./Pahokee
26	Jamal Wilson	WR	5-11	176	Fr.	RS	Chesapeake, Va./Oscar Smith
15	D.J. Wingate	DB	6-2	180	Jr.	2L	Daytona Beach, Fla./Mainland
75	C.J. Wood	OL	6-5	288	So.	1L	Gainesville, Ga./Gainesville
94	John Youboty	DE	6-4	237	So.	1L	Klein, Texas/Klein

2009 SPRING SIGNEES

NAME	POS.	HT.	WT.	YR.	HOMETOWN/HS, JC or COLLEGE
Marques Aiken	DE	6-4	230	Fr.	Lauderhill, Fla./Boyd Anderson
Cartavious Baldwin	S	6-1	182	Fr.	Belle Glade, Fla./Glades Central
Zakee Bashir	LB	6-1	209	Fr.	Blacklick, Ohio/Walnut Ridge
Trevor Black	LB	6-2	200	Fr.	Charlotte, N.C./West Mecklenburg
Wayne Bonner	WR	6-4	210	Jr.	Milledgeville, Ga./East Mississippi CC
Andre Booker	RB	5-10	172	Fr.	Sarasota, Fla./Sarasota
Donald Brown	S	6-1	190	Fr.	Frostproof, Fla./Frostproof
C.J. Crawford	WR	6-2	200	Fr.	Huntington, W.Va./Huntington
Aaron Dobson	WR	6-3	185	Fr.	Dunbar, W.Va./South Charleston
Troy Evans	WR	5-9	205	Jr.	Oakland, Calif./Laney College
Quanthony Fletcher	LB	6-1	245	Fr.	Miami, Fla./Dr. Krop
A.J. Graham	QB	6-4	194	Fr.	Tallahassee, Fla./Godby
Colton Griffis	DT	6-4	300	Fr.	Sunbury, Ohio/Big Walnut
Jordan Jeffries	OL	6-7	298	Fr.	Oswego, Ill./Oswego
Jake Laudenslayer	QB	6-3	225	Jr.	Modesto, Calif./Mendocino College
Monterius Lovette	CB	5-10	168	Fr.	Tallahassee, Fla./Rickards
Darrell Martin	OL	6-5	305	Fr.	Lithonia, Ga./Martin Luther King, Jr.
Matt Pickett	LB	6-2	215	Fr.	Charlotte, N.C./Providence
Michael Rhynes	WR	6-5	205	Fr.	Charlotte, N.C./Independence
James Rouse	DE	6-5	235	Fr.	Harrisonburg, Va./Harrisonburg
Alex Schooler	OL	6-6	261	Fr.	Wichita, Kan./Collegiate
Press Taylor	QB	6-2	205	Jr.	Norman, Okla./Butler County CC
Corey Tenney	OL	6-7	265	Fr.	New Castle, Va./Craig County
Phil Walker	LB	6-2	210	Fr.	Weston, Fla./Cypress Bay



MEMPHIS TIGERS



QUICK FACTS

Location: Memphis, Tenn.
 Founded: 1912
 Enrollment: 20,379
 Nickname: Tigers
 Colors: Royal Blue and Gray
 Stadium: Liberty Bowl Memorial Stadium (62,380)
 President: Dr. Shirley Raines
 Faculty Athletics Representative: Dr. Philip Kolbe
 Athletics Director: R.C. Johnson
 Senior Woman Administrator: Lynn Parkes
 Basic Offense: No huddle, Spread
 Basic Defense: Multiple, 4-3

FOOTBALL STAFF

Head Coach: Tommy West
 Alma Mater: Tennessee '76
 Record at Memphis: 47-51-0 (.480) 8 Seasons
 Career Record: 82-86-0 (.488) 14 Seasons

Assistant Head Coach/Offensive Coordinator/Quarterbacks: Clay Helton (Houston '94)
 Offensive Line: Rick Mallory (Washington '83)
 Wide Receivers: Darin Hinshaw (UCF '93)
 Running Backs: James Joseph (Auburn '97)
 Defensive Coordinator/Linebackers: Kenny Ingram (Arkansas State '99)
 Defensive Line: Brent Pry (Buffalo '93)
 Cornerbacks: Lytrel Pollard (Southern Miss '98)
 Safeties: Jack Curtis (Evangel '88)
 Director of Football Operations: John Flowers (Southern Illinois '76)
 Director of Player Personnel: J.C. Crouse

FOOTBALL OFFICE

Phone: 901/678-5119 Fax: 901/678-412348

SPORTS INFORMATION

Director of Athletic Media Relations: Jennifer Rodrigues
 Office Phone: 901/678-2397
 Cell Phone: 901/734-9951
 Fax: 901/678-4134
 E-Mail: jmpowers@memphis.edu
 Website: www.GoTigersGo.com
 Press Box Phone: 901/272-0136

2009 SCHEDULE

Sept. 6 (Sun.) MISSISSIPPI (ESPN)
 Sept. 12 at Middle Tennessee
 Sept. 19 UT-MARTIN
Sept. 26 MARSHALL
Oct. 3 at UCF
Oct. 10 UTEP
Oct. 17 at Southern Miss
Oct. 27 (Tue.) EAST CAROLINA (ESPN2)
 Nov. 7 at Tennessee
Nov. 14 UAB
Nov. 21 at Houston
Nov. 28 at Tulsa

2008 RESULTS (6-7, 4-4 C-USA)

A30	at Mississippi	L	24-41	0-1
S6	RICE	L	35-42	0-2
S13	at Marshall	L	16-17	0-3
S20	NICHOLLS STATE	W	31-10	1-3
S27	ARKANSAS STATE	W	29-17	2-3
O2	at UAB	W	33-30	3-3
O12	LOUISVILLE	L	28-35	3-4
O18	at East Carolina	L	10-30	3-5
O25	SOUTHERN MISS	W	36-30	4-5
N8	at SMU	W	31-26	5-5
N22	UCF	L	21-28	5-6
N29	TULANE	W	45-6	6-6
D20	South Florida (St. Petersburg Bowl)	L	14-41	6-7

Conference games in **bold italics**.
 Home games in ALL CAPS

NOTING THE TIGERS

• The Tigers' running game was back on track in 2008 with the emergence of **Curtis Steele**. Steele, a junior college transfer, was redshirted in 2007 and came out in 2008 with a stellar junior season, rushing for 1,223 yards and seven TDs. He was the first Tiger since Heisman candidate DeAngelo Williams to rush for over 1,000 yards in a season in 2005 and was named Conference USA's Newcomer of the Year.


• Senior receiver **Duke Calhoun** will open the 2009 season with a 37-game active receiving streak, third nationally among active streaks heading into the season. In 2008, he ranked second on the team in receptions (40) and third in receiving yards (487). He holds the school record with seven career 100-yard games. He has etched his name in the career record book as he ranks second in career receptions with 144 and third in career yards with 2,058. He will need just four receptions and 66 yards to hold school records in both categories.

• Senior receiver **Carlos Singleton** opens the 2009 season tied for the school record in career TD receptions with 19. The 6-8 target had a 28-game receiving streak until Memphis lost two QBs in the first quarter of the ECU game in 2008, and has registered a catch in 35 of his 37 games played.

• The Tiger defense made great strides in 2008 and averaged a 30-spot improvement over the 2007 season. In 2007, Memphis ranked 103rd in rushing defense, and in 2008, the squad made a jump to 76th. Pass efficiency defense saw a similar leap from 96th in '07 to 76th in '08. Overall, the Tigers' improvement in total defense saw the squad move from 100th in '07 to 57th in '08. The challenge now is to make an even greater leap into the top 25. Linebacker coach **Kenny Ingram**, who just completed his third season with the Tigers in 2008, was named the squad's defensive coordinator in March.



MEMPHIS TIGERS



2009 PRESEASON RETURNEES

LETTERMEN

Returning/Lost: 49/23

STARTERS

Offensive Returning/Lost: 4/7

Defensive Returning/Lost: 7/4

Special Teams Returning/Lost: 4/1

OFFENSIVE STARTERS RETURNING

- QB Akrelon Hall - 2,275 yds., 12 TD, 7 INT, 191-of-335 (57%)
- RB Curtis Steele - 218 att., 1,223 yds., 7 TD, C-USA Newcomer of the Year
- WR Carlos Singleton - 52 rec., 791 yds., 5 TD, 19 career receiving TDs
- OL Dominik Riley - Started all 13 games at left guard

DEFENSE STARTERS RETURNING

- DL Jada Brown - 24 tackles, 2.5 TFL, 2 sacks, 1 FF
- LB Greg Jackson - 52 tackles, 11.5 TFL, 4 sacks, 1 INT, 1 FF, 1 FR
- LB Winston Bowens - 55 tackles, 6.5 TFL, 2 sacks
- LB Jeremy Longstreet - 80 tackles, 5.5 TFL, 1.5 sacks, 3 QBH, 2 FF, 1 FR
- DB Alton Starr - 90 tackles, 6 TFL, 1 INT, 4 PBU, 1 FR
- DB Deante' Lamar - 35 tackles, 1 INT, 6 PBU
- DB D.A. Griffin - 64 tackles, 4 PBU, 1 FR, 1 FF

SPECIALISTS RETURNING

- K Matt Reagan - Leading scorer in '08, 8-11 FG, 31-32 PAT
- DS Keenan Bratcher - Snapped PATs, FGs and punts in 2008
- H Brett Toney - Holder in 13 games in '08, Played QB in two games
- KR D.A. Griffin - 23 punt returns for 190 yds., 18 kick returns for 383 yds.

KEY LOSSES

- WR Earnest Williams
- WR Steven Black
- TE Brett Russell
- OL Cody Stubblefield
- OL Michael Denning
- C Philip Beliles
- OL Brandon Pearce
- DL Corey Mills
- DL Clinton McDonald
- DL Freddie Barnett
- FS Brandon Patterson

2008 STATISTICAL LEADERS

Rushing	Att.	Yds.	Avg.	TD	Long
Curtis Steele	218	1223	5.6	7	46
Brandon Ross	58	296	5.1	2	26
TOTALS	540	2533	4.7	25	46

Passing	Att.	Comp	Pct.	INT	Yards	TD
Arkelon Hall	335	191	.570	7	2275	12
Brett Toney	53	31	.585	2	338	3
TOTALS	437	247	.565	12	2891	20

Receiving	Rec	Yds.	Avg.	TD	Long
Carlos Singleton	52	791	15.2	5	48
Duke Calhoun	40	487	12.2	3	54
Steven Black	36	286	7.9	2	36
TOTALS	247	2891	11.7	20	54

Field Goals	Made-Att.	Pct.	Long
Matt Reagan	8-11	.727	44
TOTALS	14-19	.737	44

Punting	No.	Yards	Avg.	In 20	Long
Brent Sutherland	52	2127	40.9	14	58
TOTALS	60	2460	41.0	18	61

Tackles	Solos	Ast	Total
Alton Starr	52	38	90
Jeremy Longstreet	40	40	80
Brandon Patterson	29	42	71
D.A. Griffin	37	27	64
Winston Bowens	21	34	55
TOTALS	448	372	820

Interceptions	No.	Yds.	Avg.	TD
Michael Grandberry	2	0	0.0	0
Greg Jackson	1	20	20.0	0
TOTALS	7	56	8.0	0

2008 TEAM STATISTICS

Category	Memphis	Opponents
First Downs	309	218
Rushes-Yards	540-2533	426-1987
Rushing Yards/Game	194.8	152.8
Passes Att./Comp./Int.	437-247-12	349-190-7
Completion Pct.	.565	.544
Passing Yards	2891	2612
Passing Yards/Game	222.4	200.9
Total Off. Plays/Yds	977-5424	775-4599
Total Offense/Game	417.2	353.8
Punts-Average	60-41.0	68-40.7
Punt Returns-Avg.	29-76	25-5.7
Kickoff Returns-Avg.	57-18.8	67-20.0
Interceptions-Yards	7-56	12-220
Fumbles-Lost	12-5	20-11
Penalties-Yards	59-519	73-724
3rd Down Conversions	91-196	61-162
3rd Down Conversion Percentage	.464	.377
4th Down Conversions	10-19	11-13
4th Down Conversion Percentage	.526	.846
Sacks By-Yards	23-167	17-91
Avg. Time of Possession	32:48	27:12



MEMPHIS TIGERS

SPRING ROSTER

NO.	NAME	POS.	HT.	WT.	YR.	EXP.	HOMETOWN/HS, JC or COLLEGE
61	Michael Antonescu	OL	6-4	290	So.	RS	Ridgeland, Miss./Ridgeland
1	Cam Baker	WR	6-0	170	So.	1L	Osceola, Ark./Osceola
13	Tyler Bass	QB	6-3	220	So.	1L	Atlanta, Ga./Stockbridge
48	Josh Booker	P	6-2	210	So.	RS	Memphis, Tenn./First Assembly Christian
50	Winston Bowens	LB	6-0	250	Jr.	2L	College Park, Ga./North Clayton
52	Keenan Bratcher	DS	6-2	235	Jr.	2L	Milan, Tenn./Milan
96	Jada Brown	DL	6-2	265	Sr.	3L	College Park, Ga./Banneker
76	Charlie Bryant	DL	6-6	300	Jr.	2L	Collierville, Tenn./First Assembly Christian
47	John Michael Bryant	DL	6-3	240	So.	1L	Bartlett, Tenn./Arlington
22	Duke Calhoun	WR	6-4	200	Sr.	3L	Memphis, Tenn./Raleigh-Egypt
93	Dasmine Cathey	DL	6-6	210	So.	1L	Memphis, Tenn./Ridgeway
78	John Clem	OL	6-6	260	So.	RS	Memphis, Tenn./Bolton
92	Demetrius Culpepper	DL	6-5	245	Sr.	1L	Alexander City, Ala./Benjamin Russell/East Miss. CC
4	Darius Davis	DB	6-0	190	Jr.	2L	Memphis, Tenn./Whitehaven
6	Curtis Echols	DB	6-3	190	Jr.	2L	Memphis, Tenn./White Station
33	Lavaris Edwards	DB	5-10	185	So.	1L	Miami, Fla./Bay Point Schools
79	Paul Edwards	OL	6-6	285	Sr.	RS	McKenzie, Tenn./McKenzie
11	DajLeon Farr	TE	6-5	252	Sr.	TR	Houston, Texas/North Shore/Univ. of Miami
56	Will Fruitt	LB	5-11	215	Jr.	RS	Memphis, Tenn./First Assembly Christian
14	DeRon Furr	DB	6-3	210	Fr.	TR	Columbus, Ga./Carver/Auburn
5	D.A. Griffin	DB	5-11	185	Jr.	1L	Millbrook, Ala./Stanhope Elmore/Itawamba CC
8	Arkelon Hall	QB	6-3	225	Sr.	1L	Fresno, CA/Edison/College of the Sequoias
29	Brian Hall	WR	5-11	190	Sr.	2L	Collierville, Tenn./Collierville
68	Robbie Hardie	OL	6-4	290	So.	SQ	Hampton, Ga./Luella
73	Lionel Henderson	OL	6-4	275	So.	1L	Mobile, Ala./W.P. Davidson
49	Kevin Hubbard	LB	6-4	230	Sr.	TR	Little Rock, Ark./Sylvan Hills/Arkansas Baptist
41	Mitch Huelsing	DB	6-1	188	Fr.	RS	Munford, Tenn./Munford
51	Maurice Holloway	OL	6-7	300	Fr.	RS	Sanford, Fla./Lake Highland Prep
44	Ricky Holloway	LB	6-2	225	Fr.	RS	Somerville, Tenn./Fayette-Ware
7	Will Hudgens	QB	6-4	235	Sr.	3L	Memphis, Tenn./Ridgeway
36	Jamon Hughes	LB	6-0	230	Jr.	TR	Rolling Fork, Miss./Humphreys County/Miss. St.
19	Byron Ingram	QB	6-5	195	Jr.	TR	Stone Mountain, Ga./Redan HS/Georgia Tech
59	Greg Jackson	LB	6-2	212	Sr.	3L	Marietta, Ga./Marietta
83	LaBradford Jackson	WR	6-5	193	So.	RS	Bartlett, Tenn./Bartlett
72	Kindly Jacques	OL	6-7	325	Jr.	TR	Ft. Lauderdale, Fla./Stranahan/Col. of the Sequoias
65	Colton Jenkins	OL	6-6	290	So.	TR	Winona, Miss./Winona Secondary/Holmes CC
4	Steven Joachim	WR	6-4	218	Sr.	1L	Miami, Fla./N. Miami Senior/Mendocino College
86	Curtis Johnson	WR	6-0	182	Fr.	RS	Miami, Fla./Coral Gables
21	Darcel Johnson	RB	5-11	228	So.	TR	Marion, Ark./Marion/Arkansas
39	Malcolm Jones	LB	6-2	210	Jr.	2L	Gantt, Ala./Straughn
16	Deante' Lamar	DB	5-9	180	Sr.	3L	Atlanta, Ga./Lithonia
84	Donald Law	TE	6-5	260	Fr.	RS	Memphis, Tenn./Hamilton
58	Lester Lawson	DL	6-2	235	So.	1L	Germantown, Tenn./Germantown
75	Ronald Leary	OL	6-4	313	So.	1L	Baton Rouge, La./Southern Lab
10	Clay Lee	DB	6-1	215	So.	1L	Orlando, Fla./Dr. Phillips
28	Jeremy Longstreet	LB	6-1	205	Jr.	2L	Olive Branch, Miss./Olive Branch
88	Stevie Matthews	WR	5-10	175	Jr.	RS	Memphis, Tenn./Melrose
27	John McArthur	DB	5-11	195	Jr.	RS	Memphis, Tenn./Christian Brothers
67	Joel McCleod	OL	6-3	315	So.	RS	Miramar, Fla./Everglades
91	Tim McGee	DL	6-4	300	Jr.	TR	Columbia, S.C./Ridge View/East Miss. CC
9	Jermaine McKenzie	WR	6-3	180	So.	TR	Bradenton, Fla./Bradenton Prep/Miami (Fla.)
21	Tremaine McKenzie	DB	6-0	200	So.	TR	Bradenton, Fla./Bradenton Prep/College of Siskiyous
42	Derrick Odom	LB	6-2	202	So.	TR	Jackson, Miss./Callaway/LSU
81	Deven Onarheim	TE	6-7	255	Jr.	2L	Maylene, Ala./Thompson
66	Brad Paul	OL	6-3	290	Jr.	TR	Clear Lake, Texas/Clear Lake/Blinn College
3	T.J. Pitts	RB	5-10	200	Sr.	2L	Gainesville, Ga./North Hall
8	Torenzo Quinn	DB	5-11	183	Jr.	TR	Ruleville, Miss./Ruleville/Mississippi Delta CC



MEMPHIS TIGERS

NO.	NAME	POS.	HT.	WT.	YR.	EXP.	HOMETOWN/HS, JC or COLLEGE
77	Malcom Rawls	OL	6-5	315	Sr.	2L	Memphis, Tenn./East/Tennessee
12	Gregory Ray	RB	5-10	205	Jr.	TR	Los Angeles, Calif./Westchester/El Camino CC
43	Matt Reagan	K	6-1	210	Sr.	3L	Knoxville, Tenn./Bearden
64	Dominik Riley	OL	6-4	315	Jr.	2L	Montgomery, Ala./Carver Senior
25	Jeremy Rockette	LB	6-3	225	Sr.	3L	Water Valley, Miss./Olive Branch
82	Henry Rodgers	WR	6-2	188	So.	SO	Memphis, Tenn./White Station
24	Brandon Ross	RB	6-0	205	So.	1L	Tuskegee, Ala./Auburn
18	Marcus Rucker	WR	6-3	180	Fr.	RS	Memphis, Tenn./Whitehaven
30	Mike Shepard	DB	6-2	205	Fr.	RS	Citronelle, Ala./Citronelle
44	Jonathan Simpson	FB	6-3	235	So.	1L	Trenton, Tenn./Peabody
89	Carlos Singleton	WR	6-8	220	Sr.	3L	Brownsville, Tenn./Haywood
5	Lance Smith	RB	5-10	208	Jr.	TR	Warren, Ohio/Howland/Wisconsin
7	Alton Starr	DB	6-0	195	Sr.	3L	Decatur, Ga./McNair
26	Curtis Steele	RB	6-0	185	Sr.	1L	Franklin, Tenn./Centennial/NW Mississippi CC
94	Greg Terrell	DL	6-4	255	Sr.	3L	Birmingham, Ala./Wenonah
40	Roger Terry	LB	6-1	218	Sr.	TR	Memphis, Tenn./Bishop Byrne/Arkansas State
23	Terrence Thomas	LB	5-11	230	So.	RS	Eufaula, Ala./Eufaula
33	Justin Thompson	DL	6-4	290	Jr.	TR	Inglewood, Calif./Westchester/El Camino College
15	Brett Toney	QB	6-1	190	Sr.	2L	Germantown, Tenn./Briarcrest Christian
62	Frank Trotter	DL	6-2	260	So.	1L	Mobile, Ala./John LeFlore
97	Steven Turner	DL	6-3	270	Sr.	3L	Brownsville, Tenn./Haywood
98	Tommy Walker	OL	6-3	270	So.	1L	Munford, Tenn./Munford
9	Josh Weaver	DL	6-3	220	Sr.	3L	Marietta, Ga./Marietta
17	Turner West	WR	6-1	185	Jr.	2L	Germantown, Tenn./Briarcrest Christian
31	Moncel Wooten	DB	6-3	195	Jr.	SO	Memphis, Tenn./White Station
46	Bryan Wright	DB	6-0	185	Jr.	1L	Miami, Fla./Northwestern
37	Vinny Zaccario	K	5-10	190	So.	1L	Tampa, Fla./Newsome

2009 SPRING SIGNEES

NAME	POS.	HT.	WT.	YR.	HOMETOWN/HS, JC or COLLEGE
Dejarrius Adams	WR	6-2	205	Jr.	Miami, Fla./Miami Killian/El Camino College
Ryan Attaway	DL	6-5	270	Fr.	Jacksonville, Fla./Camden County
Rod Davis	WR	6-0	205	Fr.	Memphis, Tenn./Wooddale
Billy Foster	WR	5-10	175	Jr.	Ft. Lauderdale, Fla./Stranahan/Col. of the Sequoias
Will Gilchrist	QB	6-2	200	Fr.	Savannah, Tenn./Hardin County
Ricky Hart	OL/DL	6-3	310	Fr.	Folkston, Ga./Charlton County
Paulo Henriques	K	5-10	200	Fr.	West Memphis, Ark./West Memphis
Marcus Hightower	WR	6-2	205	Fr.	Memphis, Tenn./Whitehaven
Brooks Johnson	TE	6-2	235	Fr.	Decatur, Ala./Decatur
Michael Lindsey	WR	6-3	200	So.	St. Petersburg, Fla./Boca Ciega/Los Medanos Coll.
Jamie McCoy	OL	6-3	275	Fr.	Hattiesburg, Miss./Hattiesburg
Mike McDonald	DL	6-3	220	Jr.	Wilmington, N.C./Eugene Ashley/Lackawanna CC
Jermaine McKenzie	WR	6-3	180	So.	Bradenton, Fla./Bradenton Prep/Univ. of Miami
Tremaine McKenzie	DB	6-0	200	So.	Bradenton, Fla./Bradenton Prep/College of Siskiyous
Jordan Miller	OL	6-8	280	Fr.	Kennesaw, Ga./Harrison
Brad Paul	OL	6-3	290	Jr.	Clear Lake, Texas/Clear Lake/Blinn College
Dontari Poe	DL	6-3	335	Fr.	Memphis, Tenn./Wooddale
Randy Powell	DB	6-0	200	Fr.	Memphis, Tenn./Kingsbury
Torenzo Quinn	DB	5-11	183	Jr.	Ruleville, Miss./Ruleville/Mississippi Delta CC
Jimmy Robinson	DL	6-1	280	Fr.	Memphis, Tenn./Fairley
Mohammed Seisay	DB	6-2	200	So.	Springfield, Va./W. Springfield/Fork Union Military
Derek Smith	DB	6-2	195	Fr.	Evergreen, Ala./Hillcrest
Justin Thompson	DL	6-4	290	Jr.	Inglewood, Calif./Westchester/El Camino College



RICE OWLS



QUICK FACTS

Location: Houston, Texas
 Founded: 1912
 Enrollment: 5,145
 Nickname: Owls
 Colors: Blue and Gray
 Stadium: Rice Stadium (47,000)
 President: David W. Leebron
 Faculty Athletics Representative: Dr. Alex Byrd
 Athletics Director: Chris Del Conte
 Senior Woman Administrator: Leslie Claybrook
 Basic Offense: Spread
 Basic Defense: 4-2-5

FOOTBALL STAFF

Head Coach: David Bailiff
 Alma Mater: Texas State '81
 Record at Rice: 13-12 (.520) 2 Seasons
 Career Record: 34-27 (.557) 5 Seasons

Assistant Head Coach/Co-Defensive Coordinator/Linebackers: Chuck Driesbach (Villanova '75)
 Co-Defensive Coordinator/Safeties: Craig Naivar (Hardin-Simmons '94)
 Offensive Coordinator/Quarterbacks: Ed Zaunbrecher (Middle Tennessee St. '72)
 Wide Receivers: Larry Edmondson (Texas A&M '83)
 Defensive Line/Recruiting Coordinator: Darin Eliot (Wyoming '99)
 Tight Ends/Special Teams: Rick LaFavers (TCU '97)
 Running Backs: Darrell Patterson (TCU '84)
 Offensive Line: Ronnie Vinklarek (Southwest Texas St. '81)
 Cornerbacks: Jason Washington (Texas State '02)
 Assistant AD/Football Operations: Jerry Pickle (Delta State '76)

FOOTBALL OFFICE

Phone: 713/348-6900 Fax: 713/348-5298

SPORTS INFORMATION

Assistant A.D./Sports Information: Chuck Pool
 Office Phone: 713/348-5775
 Cell Phone: 832/244-6476
 Fax: 713/348-6019
 E-Mail: cpool@rice.edu
 Website: www.RiceOwls.com
 Press Box Phone: 713/527-0250

2009 SCHEDULE

Sept. 5 at UAB
 Sept. 12 at Texas Tech
 Sept. 19 at Oklahoma State
 Sept. 26 VANDERBILT
 Oct. 3 TULSA (CBS C)
 Oct. 10 NAVY (CBS C)
 Oct. 17 at East Carolina
 Oct. 24 UCF
 Nov. 7 at SMU
 Nov. 14 TULANE
 Nov. 21 UTEP
 Nov. 28 at Houston

2008 RESULTS (10-3, 7-1 C-USA)

A29	SMU	W	56-27	1-0
S6	at Memphis	W	42-35	2-0
S13	at Vanderbilt	L	21-38	2-1
S20	at (7) Texas	L	10-52	2-2
S27	NORTH TEXAS	W	77-20	3-2
04	at Tulsa	L	28-53	3-3
018	SOUTHERN MISS	W	45-40	4-3
025	at Tulane	W	42-17	5-3
N1	at UTEP	W	49-44	6-3
N8	ARMY	W	38-31	7-3
N22	MARSHALL	W	35-10	8-3
N29	HOUSTON	W	56-42	9-3
D30	Western Michigan (Texas Bowl)	W	38-14	10-3

Conference games in **bold italics**.
 Home games in ALL CAPS

NOTING THE OWLS

• Rice will face the challenge of replacing the loss of 97% of its passing attack, 93% of its running attack and 64% of the receiving yards from last year's memorable 10-3 season. Rice's leading returning rusher is senior **Jeremy Goodson** with 69 yards and the Owls' leading passer is senior **John Thomas Shepherd**, who threw for 78 yards last year. Rice's top returning offensive producer is senior wide receiver **Toren Dixon**, who was third on last year's team with 50 catches for 598 yards and five touchdowns.

• Rice's offensive coaching staff also has a new look in the spring of 2009, with three new members on staff. **Ed Zaunbrecher** takes over as the Offensive Coordinator, **Larry Edmondson** will handle the wide receivers, and **Ronnie Vinklarek** will guide the offensive line.

• Defensively, The Owls return their top nine tacklers from last season, and 19.5 of their 22 sacks from 2009. **Andrew Sendejo** returns as the team's leading tackler (254 in his career) and also has eight career interceptions (tied for 9th best in school history).

• While the Owls will open 2009 with three consecutive road games (UAB, Texas Tech and Oklahoma State), it's not their longest stint of games away from home to open a year. In 2005, Rice ended up playing its first four games of the season on the road and did not play at home until October 15 against Tulsa. That road stretch was aided by the postponement of the Owls home opener on September 24 vs. Navy due to Hurricane Rita.



RICE OWLS



2009 PRESEASON RETURNEES

LETTERMEN

Returning/Lost: 49/27

STARTERS

Offensive Returning/Lost: 4/7

Defensive Returning/Lost: 8/3

Special Teams Returning/Lost: 2/0

OFFENSIVE STARTERS RETURNING

- QB John Thomas Shepherd - 78 yds., 8-for-15 (53%)
- RB Marcus Knox - 15 att., 46 yds., 1 TD, 3.1 avg. 8 long
- WR Toren Dixon - 50 rec., 598 yds., 5 TD, 12.0 avg., 50 long
- WR Corbin Smitter - 30 rec., 487 yds., 3 TD, 16.2 avg., 54 long
- OL Jake Hicks - Played in all 13 games in 2008
- OL Scott Mitchell - Played in all 13 games in 2008

DEFENSIVE STARTERS RETURNING

- DE Cheta Ozougwu - 46 tackles, 5.5 TFL, 3.5 sacks, 1 FF
- DL Chance Talbert - 28 tackles, 2.5 TFL, 1.5 sacks, 4 PBU
- DE Scott Soloman - 40 tackles, 9.5 TFL, 4.5 sacks, 2 PBU, 1 FR
- S Andrew Sendejo - 94 tackles, 1.5 TFL, 3 INT, 3 PBU, 3 FR, 1 FF
- LB Terrance Garmon - 66 tackles, 6.5 TFL, 2.5 sacks, 2 INT, 1 PBU
- S Travis Bradshaw - 89 tackles, 5 PBU, 2 FR, 2 FF
- DB Chris Jones - 59 tackles, 2.0 TFL, 1 INT, 5 PBU, 1 FR
- DB Chris Jammer - 40 tackles, 2.0 TFL, 1.0 sack, 1 INT, 4 PBU,

SPECIALISTS RETURNING

- K Clark Fangmeier - 6-of-10 FGs, 73-of-73 PATs, 91 points
- P Kyle Martens - 50 punts, 1,913 yds., 38.3 avg., 57 long

KEY LOSSES

- QB Chase Clement
- RB C.J. Ugokwe
- WR Jarett Dillard
- TE James Casey
- LB Vernon James
- DB Brandon King
- OL Jimmy Miller
- LB Brian Raines
- DB Ja'Corey Sheperd
- OL Austin Wilkinson

2008 STATISTICAL LEADERS

Rushing	Att.	Yds.	Avg.	TD	Long
C.J. Ugokwe	167	809	4.8	2	47
Chase Clement	154	693	4.5	12	61
TOTALS	449	1868	4.2	21	61

Passing	Att.	Comp	Pct.	INT	Yards	TD
Chase Clement	490	326	.665	7	4119	44
TOTALS	516	339	.657	7	4254	48

Receiving	Rec	Yds.	Avg.	TD	Long
James Casey	111	1329	12.0	13	47
Jarett Dillard	87	1310	15.1	20	80
Toren Dixon	50	598	12.0	5	50
TOTALS	339	4254	12.5	48	80

Field Goals	Made-Att.	Pct.	Long
Clark Fangmeier	6-10	.600	46
TOTALS	6-10	.600	46

Punting	No.	Yards	Avg.	In 20	Long
Kyle Martens	50	1913	38.3	14	57
TOTALS	56	2143	38.3	18	57

Tackles	Solos	Ast	Total
Andrew Sendejo	62	32	94
Travis Bradshaw	67	22	89
Terrance Garmon	37	29	66
Chris Jones	45	14	59
Willie Garley	34	20	54
TOTALS	618	290	908

Interceptions	No.	Yds.	Avg.	TD
Chris Douglas	3	50	16.7	1
Andrew Sendejo	3	55	18.3	1
TOTALS	16	278	17.4	4

2008 TEAM STATISTICS

Category	Rice	Opponents
First Downs	337	307
Rushes-Yards	449-1868	461-2376
Rushing Yards/Game	143.7	182.8
Passes Att./Comp./Int.	516-339-7	478-271-16
Completion Pct.	.657	.567
Passing Yards	4254	3503
Passing Yards/Game	327.2	269.5
Total Off. Plays/Yds	965-6122	939-5879
Total Offense/Game	470.9	452.2
Punts-Average	56-38.3	51-41.8
Punt Returns-Avg.	23-6.7	24-9.6
Kickoff Returns-Avg.	58-20.4	86-18.6
Interceptions-Yards	16-278	7-104
Fumbles-Lost	24-9	22-15
Penalties-Yards	64-552	72-633
3rd Down Conversions	92-180	83-184
3rd Down Conversion Percentage	.511	.451
4th Down Conversions	8-17	16-27
4th Down Conversion Percentage	.471	.593
Sacks By-Yards	22-192	29-232
Avg. Time of Possession	30:51	29:09



RICE OWLS

SPRING ROSTER

NO.	NAME	POS.	HT.	WT.	YR.	EXP.	HOMETOWN/HS, JC or COLLEGE
32	Will Allday	WR	5-8	150	So.	HS	Friendswood, Texas/Friendswood
71	Davon Allen	OL	6-2	322	So.	1L	Humble, Texas/Humble
31	Justin Allen	LB	5-11	208	So.	TR	Leander, Texas/Idaho
33	Max Anyiam	DB	6-2	210	Jr.	2L	Garland, Texas/North Garland
78	Eric Ball	OL	6-3	280	Fr.	RS	Katy, Texas/Katy
11	Pierre Beasley	WR	6-3	221	Jr.	1L	Houston, Texas/Spring Westfield
1	Jarrett Ben	DB	5-10	171	So.	1L	Garland, Texas/Garland
35	Travis Bradshaw	SAF	6-1	200	So.	1L	Cypress, Texas/Cy-Fair
96	Mark Brundage	P	6-0	181	So.	1L	Centennial, Colo./Cherokee
42	Robert Calhoun	LB	6-1	233	Sr.	3L	Duncanville, Texas/Duncanville
52	Keshawn Carrington	OL	6-3	265	So.	SQ	Missouri City, Texas/Marshall
86	Derek Clark	WR	6-2	182	Fr.	RS	Arlington, Texas/Bowie
3	Toren Dixon	WR	6-2	212	Sr.	3L	Baton Rouge, La./Redemptorist
22	Taylor Dupree	WR	6-1	212	Jr.	2L	Mesquite, Texas/Poteet
65	Kody Emmert	OL	6-6	261	So.	SQ	Liberty Hills, Texas/Liberty Hills
25	David Falgout	SAF	6-0	195	So.	1L	Beaumont, Texas/Westbrook
46	Clark Fangmeier	PK	5-11	184	Sr.	3L	Houston, Texas/Northland Christian
7	Nick Fanuzzi	QB	6-3	215	So.	TR	San Antonio, Texas/Alabama
32	Willie Garley	LB	5-11	190	Jr.	2L	Victoria, Texas/Memorial
34	Terrance Garmon	LB	6-2	220	Sr.	3L	Tyler, Texas/John Tyler
53	Arnaud Gascon-Nadon	DE	6-4	236	So.	1L	Montreal, Quebec/Vieux Montreal
55	John Gioffre	DL	6-0	293	So.	1L	Katy, Texas/Cinco Ranch
18	Jeremy Goodson	RB	5-9	185	Sr.	1L	Houston, Texas/Lamar Consolidated
68	Clay Hebert	OL	6-3	290	Fr.	RS	Klein, Texas/Klein
66	Jake Hicks	OL	6-3	283	So.	1L	Montgomery, Texas/Montgomery
5	Justin Hill	RB	5-11	220	Jr.	2L	Corinth, Texas/Lake Dallas
62	Ross Hill	DL	5-11	234	Fr.	SQ	Houston, Texas/St. Thomas
8	Brent Hotard	QB	6-1	225	So.	SQ	Round Rock, Texas/Round Rock
38	Chris Jammer	DB	6-1	186	So.	1L	Sweeny, Texas/Sweeny
44	Chris Jones	DB	6-3	200	Jr.	2L	Arlington, Texas/Bowie
4	Randy Kitchens	DB	6-3	215	So.	1L	Robinson, Texas/Robinson
27	Marcus Knox	RB	5-10	199	Sr.	3L	Houston, Texas/Bellaire Episcopal
2	Joseph Leary	DB	5-11	180	Jr.	2L	Copperas Cove, Texas/Copperas Cove
12	Ryan Lewis	QB	6-3	205	Fr.	SQ	Baton Rouge, La./Catholic
36	Ronnie Lillard	LB	6-3	210	So.	1L	Ft. Myers, Fla./Lehigh
51	Brandon Long	DS	6-0	222	Jr.	2L	Deer Park, Texas/Deer Park
92	Kramer Lucio	DE	6-4	249	Jr.	1L	Richardson, Texas/Berkner
10	Roddy Maginot	WR	5-10	160	So.	1L	Arlington, Texas/Bowie
41	Kyle Martens	P	6-6	196	So.	1L	Spearfish, S.D./Spearfish
76	Travis Mason	OL	6-4	294	Sr.	3L	Oklahoma City, Okla./Casady
88	Vance McDonald	TE	6-5	237	Fr.	HS	Winnie, Texas/East Chambers
2	Sam McGuffie	RB	5-8	187	So.	TR	Cypress, Texas/Michigan
56	Scott Mitchell	OT	6-4	290	Jr.	2L	Ottawa, Ontario/
72	Stefan Nazar	OL	6-5	280	Fr.	SQ	Toronto, Ontario/Michael Power
50	Matt Nordstrom	LB	5-10	207	So.	1L	Spring, Texas/Rochester, Mich.
85	Wil Norris	TE	6-1	231	So.	1L	Plano, Texas/Prestonwood Christian
95	Cheta Ozougwu	DE	6-2	246	Jr.	2L	Houston, Texas/Alief Taylor
64	Tyler Parish	OL	6-4	280	So.	1L	Ardmore, Okla./Ardmore
87	Michael Patterson	WR	5-11	185	Fr.	SQ	Rockwall, Texas/Rockwall
29	Kevin Pool	FB	5-7	220	So.	SQ	Pearland Texas/Pearland



RICE OWLS

NO.	NAME	POS.	HT.	WT.	YR.	EXP.	HOMETOWN/HS, JC or COLLEGE
6	Patrick Randolph	WR	5-11	170	Jr.	2L	Tuscaloosa, Ala./Paul W. Bryant
40	Garrett Rhodes	P	5-11	197	So.	TR	Eustace, Texas/Eustace
30	Andrew Sendejo	DB	6-1	211	Sr.	3L	Canyon Lake, Texas/Smithson Valley
17	John Thomas Shepherd	QB	6-1	195	Sr.	2L	El Dorado, Ark./El Dorado
45	Tanner Shuck	LB	5-11	210	So.	1L	Jenks, Okla./Jenks
80	Corbin Smiter	WR	6-2	210	Sr.	2L	Southlake, Texas/Carroll
99	Michael Smith	DL	6-1	307	So.	1L	Bay City, Texas/Bay City
37	Tyler Smith	RB	5-7	190	So.	1L	Cedar Park, Texas/Cedar Park
13	Scott Solomon	DE	6-3	263	Jr.	2L	San Antonio, Texas/Marshall
98	Brian Stacey	DL	6-1	270	So.	1L	Houston, Texas/Klein Forest
89	Chance Talbert	DT	6-5	283	Sr.	3L	Hurst, Texas/Arlington Oakridge
58	Jamael Thomas	DT	6-0	247	Fr.	SQ	Huntsville, Texas/Huntsville
23	Shane Turner	RB	5-9	175	Fr.	SQ	Houston, Texas/Cy Falls
75	Cameron Vester	DL	6-3	270	Jr.	SQ	Haslet, Texas/Fort Worth Northwest
43	Martin Uwah	DB	5-8	164	So.	SQ	Mesquite, Texas/John Horn
84	Taylor Wardlow	TE	6-6	236	Sr.	3L	Grapevine, Texas/Grapevine
14	Xavier Webb	DB	5-11	207	So.	1L	Montgomery, Texas/Montgomery
82	John Welch	WR	6-2	185	Sr.	2L	Gautier, Miss./Gautier
21	Denzel Wells	WR	5-11	180	Fr.	Sq.	Houston, Texas/Cy Falls
47	Aaron Williams	DE	6-3	213	Jr.	2L	Mesquite, Texas/North
26	Jared Williams	DE	6-3	232	Fr.	Sq.	Huntsville, Texas/Huntsville
93	Luke Willson	TE	6-5	232	Fr.	Sq.	LaSalle, Ontario/St. Thomas of Villanova
94	Brandon Yelovich	K	6-1	185	So.	1L	Friendswood, Texas/Clear Brook

2009 SPRING SIGNEES

NAME	POS.	HT.	WT.	YR.	HOMETOWN/HS, JC or COLLEGE
Tolu Akinwumi	S	6-1	200	Fr.	Brampton, Ontario/Notre Dame CSS
Cody Bauer	DE	6-4	240	Fr.	Pottsboro, Texas/Pottsboro
Chris Boswell	K	6-3	180	Fr.	Keller, Texas/Fossil Ridge
Andre Brackens	SAF	5-9	190	Fr.	Dallas, Texas/Parish Episcopal
Trey Briggs	LB	6-1	216	Fr.	Houston, Texas, Jersey Village
Alex Francis	CB	5-9	175	Fr.	Houston, Texas/Hightower
Corey Frazier	CB	6-1	175	Fr.	Eden Prairie, Minn./Eden Prairie
Kevin Gaddis	CB	5-9	170	Fr.	Oklahoma City, Okla./Midwest City
Phillip Gaines	CB	6-0	175	Fr.	Converse, Texas/Judson
Andre Gautreaux	WR	6-0	185	Fr.	Friendswood, Texas/Friendswood
Nic Hammett	LB	6-4	230	Fr.	Rockdale, Texas/Rockdale
Jon Hodde	OT	6-7	295	Fr.	Burton, Texas/Burton
Broderick Jackson	S	5-11	200	Fr.	Kirbyville, Texas/Lirbyville
Bobby Janisch	OT	6-6	280	Fr.	Houston, Texas/Jersey Village
Klein Kubiak	WR	6-1	175	Fr.	Houston, Texas/Strake Jesuit
Alex Lowry	DT	6-2	295	Fr.	Caddo Mills, Texas/Caddo Mills
Taylor McHargue	QB	6-2	200	Fr.	Cedar Park, Texas/Vista Ridge
Donte Moore	WR	6-1	175	Fr.	Manor, Texas/Manor
Turner Petersen	ATH	6-2	205	Fr.	Oklahoma City, Okla./Heritage Hall
Paul Porras	S	6-1	185	Fr.	Scottsdale, Ariz./Saguaro
Charles Ross	RB	6-1	200	Fr.	Schertz, Texas/Samuel Clemens
Hosam Shahin	DT	6-4	265	Fr.	Richmond, B.C./Hugh Boyd Secondary
Cade Shaw	OT	6-5	275	Fr.	Corpus Christi, Texas/Calallen
Josh Skinner	DE	6-5	250	Fr.	Silsbee, Texas/Silsbee



SMU MUSTANGS



QUICK FACTS

Location: Dallas, Texas
 Founded: 1911
 Enrollment: 10,981
 Nickname: Mustangs
 Colors: Red and Blue
 Stadium: Gerald J. Ford Stadium (32,000)
 President: Dr. R. Gerald Turner
 Faculty Athletics Representative: C. Paul Rogers III
 Athletics Director: Steve Orsini
 Senior Woman Administrator: Koni Daws
 Basic Offense: Run and Shoot
 Basic Defense: Multiple

FOOTBALL STAFF

Head Coach: June Jones
 Alma Mater: New York State Regents College
 Record at SMU: 1-11 (.083) 1 Season
 Career Record: 77-51 (.602) 10 Seasons

Defensive Coordinator: Tom Mason (Eastern Washington '82)
 Offensive Coordinator: Dan Morrison (UCLA '72)
 Wide Receivers: Jeff Reinebold (Indiana '81)
 Running Backs: Wes Suan (Linfield '75)
 Defensive Line: Bert Hill (Auburn-Montgomery '80)
 Offensive Line: Dennis McKnight (Drake '81)
 Secondary: Derrick Odum (Utah '93)
 Special Teams: Frank Gansz (Navy '60)
 Director of Football Operations: Randy Ross (St. Bernard '75)
 Director of High School Relations: Tam Hollingshead (SMU '76)
 Director of On-Campus Recruiting: Steve Stigall (Texas '05)
 Strength and Conditioning: Vic Voloria (SMU '03)
 Graduate Assistant/Offense: Evan Burk (Colorado '06)

FOOTBALL OFFICE

Phone: 214/768-3677 Fax: 214/768-9467

SPORTS INFORMATION

Assistant AD/Football SID: Brad Sutton
 Office Phone: 214/768-2883
 Cell Phone: 214/914-8705
 Fax: 214/768-2044
 E-Mail: bsutton@smu.edu
 Website: www.SMUMustangs.com
 Press Box Phone: 214/768-7730

2009 SCHEDULE

Sept. 5 STEPHEN F. AUSTIN
Sept. 12 at UAB
 Sept. 19 at Washington State
 Oct. 3 at TCU
Oct. 10 EAST CAROLINA
 Oct. 17 NAVY
Oct. 24 at Houston (CBS C)
Oct. 31 at Tulsa
Nov. 7 RICE
Nov. 14 UTEP
Nov. 21 at Marshall
Nov. 28 TULANE

2008 RESULTS (1-11, 0-8 C-USA)

A29	at Rice	L	27-56	0-1
S6	TEXAS STATE	W	47-36	1-1
S13	at (12) Texas Tech	L	7-43	1-2
S20	TCU	L	7-48	1-3
S25	at Tulane	L	27-34	1-4
04	at UCF	L	17-31	1-5
011	TULSA	L	31-37	1-6
018	HOUSTON	L	38-44	1-7
025	at Navy	L	7-34	1-8
N8	MEMPHIS	L	26-31	1-9
N15	at UTEP	L	10-36	1-10
N29	SOUTHERN MISS	L	12-28	1-11

Conference games in **bold italics**.
 Home games in ALL CAPS

NOTING THE MUSTANGS

- With 13 true freshmen on its season-opening two-deep, SMU was the youngest team in the nation entering 2008. Almost 25% of the 56 players listed were entering their first season of collegiate football.
- **Aldrick Robinson** had 11 TD catches in 2008, tying the SMU single-season record, and added 1,047 receiving yards, which is second in a season at SMU.
- **Emmanuel Sanders** had six 100-yard receiving games in 2008 and has 10 in his career, setting SMU record for both. He also has 27 career TD receptions, setting a record at SMU.
- SMU set or tied school season records with 29 passing TDs and 3,275 yards through the air in 2008.



SMU MUSTANGS



2009 PRESEASON RETURNEES

LETTERMEN

Returning/Lost: 51/22

STARTERS

Offensive Returning/Lost: 8/3

Defensive Returning/Lost: 8/3

Special Teams Returning/Lost: 0/1

OFFENSIVE STARTERS RETURNING

- QB Bo Levi Mitchell - 2,865 yds., 24 TD, 23 INT, 243-of-410 (58%)
- WR Cole Beasley - 42 rec., 366 yds., 3 TD, 8.7 avg., 26 long
- WR Aldrick Robinson - 59 rec., 1,047 yds., 11 TD, 17.7 avg., 94 long
- WR Emmanuel Sanders - 67 rec., 958 yds., 9 TD, 14.3 avg., 77 long
- WR Terrance Wilkerson - 24 rec., 233 yds., 2 TD, 9.7 avg., 24 long
- OL Kelvin Beachum - Played in all 12 games in 2008
- OL Blake McLunkin - Played in 10 games in 2008
- OL Bryce Tenneson - Played in 10 games in 2008

DEFENSIVE STARTERS RETURNING

- DE Taylor Thompson - 23 tackles, 1.5 TFL, 1 QBH
- DE Youri Yenga - 72 tackles, 10.5 TFL, 5.5 sacks, 4 QBH, 1 FR, 1 FF
- LB Justin Smart - 74 tackles, 1.0 TFL, 0.5 sack, 1 INT, 1 FF
- LB Pete Fleps - 106 tackles, 6.5 TFL, 0.5 sack, 4 PBU, 1 QBH, 1 FR, 2 FF
- DB Darius Bell - 53 tackles, 5.5 TFL, 1 INT, 9 PBU, 1 FR, 1 FF
- DB Bryan McCann - 35 tackles, 2.0 TFL, 1.0 sack, 3 INT, 5 PBU, 1 FF
- DB Rock Dennis - 53 tackles, 1.5 TFL, 1 INT, 6 PBU, 1 FF
- DB Chris Banjo - 61 tackles, 0.5 sack, 1 INT, 1 PBU

SPECIALISTS RETURNING

- PR Bryan McCann - 6 rec., 31 yds., 5.2 avg., 22 long

KEY LOSSES

- OL Sean Lobo
- OL Vincent Chase
- RB Andrew McKinney
- DL Patrick Handy
- DL Serge Elizee
- DL Will Bonilla
- P/PK Thomas Morstead

2008 STATISTICAL LEADERS

Rushing	Att.	Yds.	Avg.	TD	Long
Andrew McKinney	46	190	4.1	1	20
Chris Butler	33	174	5.3	0	38
DeMyron Martin	43	165	3.8	1	22
TOTALS	217	497	2.3	3	38

Passing	Att.	Comp	Pct.	INT	Yards	TD
Bo Levi Mitchell	410	236	.576	23	2865	24
TOTALS	476	269	.565	25	3275	29

Receiving	Rec	Yds.	Avg.	TD	Long
Emmanuel Sanders	67	958	14.3	9	77
Aldrick Robinson	59	1047	17.7	11	94
Cole Beasley	42	366	8.7	3	26
TOTALS	269	3275	12.2	29	94

Field Goals	Made-Att.	Pct.	Long
Thomas Morstead	11-15	.733	49
TOTALS	11-15	.733	49

Punting	No.	Yards	Avg.	In 20	Long
Thomas Morstead	59	2465	41.8	20	67
TOTALS	59	2465	41.8	20	67

Tackles	Solos	Ast	Total
Pete Fleps	68	38	106
Justin Smart	51	23	74
Youri Yenga	50	22	72
Chris Banjo	40	21	61
Serge Elizee	36	19	55
TOTALS	625	258	883

Interceptions	No.	Yds.	Avg.	TD
Bryan McCann	3	0	0.0	0
Justin Smart	1	35	35.0	0
TOTALS	8	83	10.4	0

2008 TEAM STATISTICS

Category	SMU	Opponents
First Downs	205	299
Rushes-Yards	217-497	548-2707
Rushing Yards/Game	41.4	225.6
Passes Att./Comp./Int.	476-269-25	340-218-8
Completion Pct.	.565	.641
Passing Yards	3275	3047
Passing Yards/Game	272.9	253.9
Total Off. Plays/Yds	693-3772	888-5754
Total Offense/Game	314.3	479.5
Punts-Average	59-41.8	35-40.8
Punt Returns-Avg.	16-6.3	19-11.0
Kickoff Returns-Avg.	69-20.2	44-21.0
Interceptions-Yards	8-83	25-311
Fumbles-Lost	17-7	20-11
Penalties-Yards	74-585	80-679
3rd Down Conversions	48-139	98-175
3rd Down Conversion Percentage	.345	.560
4th Down Conversions	4-9	9-15
4th Down Conversion Percentage	.444	.600
Sacks By-Yards	18-110	27-184
Avg. Time of Possession	26:27	33:33



SMU MUSTANGS

SPRING ROSTER

NO.	NAME	POS.	HT.	WT.	YR.	EXP.	HOMETOWN/HS, JC or COLLEGE
59	Brendan Ahern	LB	6-1	220	Fr.	RS	La Jolla, Calif./Francis Parker
42	Jesse Andrew	DE	6-4	266	Jr.	SQ	West Lafayette, Ind./West Lafayette
27	Jay Angotti	DB	5-10	180	Jr.	1L	Honolulu, Hawaii/Washington
32	Ryan Armstrong	RB	5-10	185	So.	TR	Scottsdale, Ariz./Brophy
22	Chris Banjo	DB	5-11	190	So.	1L	Sugar Land, Texas/Kempner
70	Kelvin Beachum, Jr.	OL	6-3	281	So.	1L	Mexia, Texas/Mexia
11	Cole Beasley	WR	5-9	155	So.	1L	Little Elm, Texas/Little Elm
12	Derrius Bell	DB	5-10	170	Jr.	2L	Dallas, Texas/Hillcrest
75	Zach Boyd	OL	6-4	258	So.	1L	Dallas, Texas/Highland Park
79	J.T. Brooks	OL	6-5	305	So.	1L	Arlington, Texas/Martin
23	Josh Bryant	WR	5-6	170	Jr.	1L	Bellville, Texas/Southern Arkansas
1	Chris Butler	RB	5-10	207	Jr.	2L	Brusly, La./Brusly
23	Chris Castro	DB	5-9	179	So.	1L	Allen, Texas/Allen
72	Jimmy Chase	OL	6-3	235	Fr.	RS	Garland, Texas/North Garland
18	Chase Courtney	DB	5-9	185	Jr.	1L	Alexandria, La./Menard Central
35	Tim Crosby	DB	5-10	175	Jr.	1L	Garland, Texas/Garland
4	Kellis Cunningham	P/K	5-10	187	Sr.	3L	Carrollton, Texas/Creekview
66	Szymon Czerniak	OL	6-4	265	So.	SQ	Houston, Texas/Stratford
54	Aaron Davis	LB	6-3	245	So.	TR	Elsinore, Calif./Fresno State
10	Rock Dennis	DB	5-9	190	Sr.	1L	Leavenworth, Kan./Garden City CC
74	Will Densmore	OL	6-5	265	Fr.	RS	Shalimar, Fla./Choctawhatchee
95	Mickey Dollens	DL	6-2	257	Jr.	1L	Bartlesville, Okla./Bartlesville
7	E.J. Drewery	WR	6-6	210	Fr.	RS	Chesapeake, Va./Atlantic Shores Christian
36	Billy Dugal	OL	6-3	250	Fr.	RS	Norcross, Ga./Wesleyan School
43	Andrew Ellison	DE	6-2	232	So.	1L	College Station, Texas/A&M Consolidated
76	Josh Emshoff	OL	6-4	275	Fr.	HS	Lufkin, Texas/Lufkin
51	Mitch Enright	OL	6-1	266	Sr.	3L	Southlake, Texas/Southlake Carroll
89	Patrick Fleming	LB	6-4	236	Jr.	2L	Houston, Texas/Cypress Creek
52	Pete Fleps	LB	6-2	221	Jr.	2L	Southlake, Texas/Southlake Carroll
99	Marquis Frazier	DT	6-4	290	Jr.	JC	Garland, Texas/Navarro JC
78	Jordan Free	OL	6-2	263	Fr.	RS	Baton Rouge, La./Parkview Baptist
96	Josh Geldert	DE	6-3	231	Jr.	SQ	Dallas, Texas/Lake Highlands
90	Kevin Grenier	DE	6-4	220	So.	1L	Tucson, Ariz./Salpointe
26	Brett Haness	DB	6-1	180	Fr.	RS	Santa Margarita, Calif./Catholic
88	Bradley Haynes	WR	6-3	206	So.	1L	Mansfield, Texas/Summit
97	Evan Huahulu	DL	6-1	330	So.	1L	Anaheim, Calif./Servite
25	Bryce Hudman	DB	6-2	215	Jr.	2L	Spring, Texas/Klein Oak
92	Margus Hunt	DE	6-7	270	Fr.	RS	Karksi-Nuia, Estonia/Gymnasium
34	Jason Jackson	LB	5-11	220	Jr.	2L	Little Rock, Ark./Episcopal Collegiate
41	Tyler Jones	DB	6-1	200	Jr.	2L	Emory, Texas/Rains
33	Victor Jones	LB	6-1	219	So.	1L	Richland, Texas/Richland
29	Chase Kennemer	LB	6-0	215	Sr.	2L	Arlington, Texas/Texas A&M
3	Fred Leach	DB	5-11	164	Fr.	RS	Sugar Land, Texas/Clements
21	B.J. Lee	WR	5-5	160	So.	1L	Ridgeland, Miss./Ridgeland
77	Josh LeRibeus	OL	6-2	330	So.	1L	Richardson, Texas/Berkner
9	Owen Lindsey	DB	6-2	190	Fr.	RS	San Antonio, Texas/Saint Mary's Hall
48	Zach Line	LB	6-1	210	Fr.	HS	Oxford, Mich./Oxford
84	Cole Loftin	WR	6-0	174	Fr.	RS	Aledo, Texas/Aledo
4	Bryce Lunday	WR	5-8	176	So.	1L	Sheridan, Ark./Sheridan
6	Bryan McCann	DB	5-10	171	Sr.	3L	Oklahoma City, Oklahoma/Putnam City
15	J.J. McDermott	QB	6-5	220	Jr.	TR	Katy, Texas/New Mexico St.
63	Blake McJunkin	OL	6-2	256	So.	1L	Plano, Texas/Plano
8	Shawnbrey McNeal	RB	5-10	190	Jr.	TR	Dallas, Texas/Miami (Fla.)
26	A'Darius Medford	WR	5-9	170	Jr.	1L	Garland, Texas/North Garland
9	Bo Levi Mitchell	QB	6-1	185	So.	1L	Katy, Texas/Katy
39	Ryan Moczygemba	LB	6-1	218	Jr.	2L	Bulverde, Texas/Smithson Valley
15	Robert Mojica	DB	5-10	175	Fr.	RS	Dana Point, Calif./Mater Dei



SMU MUSTANGS

NO.	NAME	POS.	HT.	WT.	YR.	EXP.	HOMETOWN/HS, JC or COLLEGE
29	Shaun Moore	WR	6-2	186	Jr.	2L	Lake Forest, Ill./Lake Forest
38	Michael Morse	QB	5-11	216	So.	1L	Richardson, Texas/Pearce
61	Sidney Nwangwu	OL	6-4	313	Fr.	RS	Midland, Texas/Midland
55	John Nwisienyi	LB	5-11	225	Jr.	1L	Dallas, Texas/Jesuit
93	Chris Parham	DE	6-0	282	Jr.	1L	Fort Worth, Texas/North Crowley
32	Robert Parker	DE	5-11	221	Fr.	HS	Humble, Texas/Humble
91	Torlan Pittman	DL	6-1	260	So.	1L	Bryan, Texas/Bryan
24	Aldrick Robinson	WR	5-10	175	Jr.	2L	Waxahachie, Texas/Waxahachie
28	Keith Robinson	DB	5-9	170	So.	1L	Atco, N.J./Winslow Township
50	Cameron Rogers	LB	6-1	200	Fr.	RS	Abilene, Texas/Wylie
24	Jake Rogers	DB	5-10	195	Fr.	RS	Heath, Texas/Rockwall Heath
17	Emmanuel Sanders	WR	5-11	171	Sr.	3L	Bellville, Texas/Bellville
40	Justin Smart	LB	6-2	233	Jr.	2L	Marshall, Texas/Marshall
14	Braden Smith	QB	6-0	190	Fr.	RS	Rockwall, Texas/Rockwall
20	Ryan Smith	DB	6-0	172	Fr.	RS	Houston, Texas/Lamar
6	Matt Szymanski	P/K	6-1	193	Jr.	TR	College Station, Texas/Texas A&M
64	Bryce Tennison	OL	6-2	283	So.	1L	Austin, Texas/McNeil
31	Bennie Thomas	DB	5-10	184	Jr.	1L	West Palm Beach, Fla./Pima (Ariz.) CC
46	Zac Thomas	DE	6-4	250	Jr.	1L	Stephenville, Texas/Stephenville
47	Taylor Thompson	DE	6-7	224	So.	1L	Prosper, Texas/Prosper
71	Kelly Turner	OL	6-1	289	So.	1L	Dallas, Texas/Highland Park
81	Mario Walker	TE	6-1	225	Sr.	3L	Marshall, Texas/Marshall
27	William Webb	WR	5-8	175	So.	TR	Dallas, Texas/Virginia
18	Terrance Wilkerson	WR	5-10	164	So.	1L	DeSoto, Texas/DeSoto
16	Justin Willis	WR	5-11	197	Sr.	3L	Denton, Texas/Ryan
22	Clay Wilson	RB	6-2	230	Jr.	TR	Weatherford, Texas/All Saints
45	Youri Yenga	LB	6-1	223	Jr.	2L	Eules, Texas/Trinity
5	Zach Zimmerman	WR	6-1	165	Sr.	2L	Flower Mound, Texas/Flower Mound

2009 SPRING SIGNEES

NAME	POS.	HT.	WT.	YR.	HOMETOWN/HS, JC or COLLEGE
Chris Atchison	OL	6-1	278	Fr.	Desoto, Texas/DeSoto
Byron Brown	LB	5-11	198	Fr.	Minden, La./Minden
Ryan Clark	DB	6-0	197	Jr.	Beaumont, Texas/Beaumont Ozen/Navarro J.C.
Bryan Collins	OL	6-2	273	Fr.	Keller, Texas/Keller
Beck Coulter	LB	6-1	232	Fr.	Pago Pago, American Samoa/Leone
Ja'Gared Davis	LB	6-1	200	Fr.	Crockett, Texas/Crockett
Jordan Favreau	OL	6-2	233	Fr.	Coppell, Texas/Coppell
Joey Fontana	OL	6-2	284	Fr.	New Orleans, La./Brother Martin
Aron Franklin	WR	5-11	181	Fr.	Goliad, Texas/Goliad
Chris Frazier	ATH	6-0	195	Fr.	Dallas, Texas/Skyline
Keivon Gamble	DB	5-8	173	Fr.	Dallas, Texas/Lincoln
Brandon Henderson	DT	6-0	230	Fr.	Abilene, Texas/Cooper
Ben Hughes	OL	6-4	265	Fr.	Sugar Land, Texas/Fort Bend Austin
Darius Johnson	WR	5-9	167	Fr.	Missouri City, Texas/Hightower
Chayse Joubert	WR	6-0	185	Fr.	Duncanville, Texas/Duncanville
Mike Loftus	K	6-1	191	Fr.	Anaheim, Calif./Servite
J.R. McConico	DB	5-8	172	Fr.	Los Angeles, Calif./Venice
Deonte McDade	ATH	5-7	165	Fr.	Ennis, Texas/Ennis
Christian Miller	OL	6-4	295	Fr.	Aledo, Texas/Aledo
Sterling Moore	DB	5-10	210	Jr.	Oakland, Calif./Laney C.C./Deer Valley
Kyle Padron	QB	6-3	193	Fr.	Southlake, Texas/Southlake Carroll
Taylor Reed	LB	5-11	195	Fr.	Beaumont, Texas/West Brook
James Scott	DB	6-2	180	Fr.	Houston, Texas/Strake Jesuit
K.J. Vaifale	DB	5-10	196	Fr.	Corona, Calif./Centennial
Braylon Williams	DE	6-4	241	Fr.	New London, Texas/West Rusk



SOUTHERN MISS GOLDEN EAGLES

2009 SCHEDULE

Sept. 5	ALCORN STATE
Sept. 12	UCF
Sept. 19	VIRGINIA (CBS C)
Sept. 26	at Kansas
Oct. 1 (Thurs.)	at UAB (CBS C)
Oct. 10	at Louisville
Oct. 17	MEMPHIS
Oct. 24	TULANE
Oct. 31	at Houston
Nov. 14	at Marshall
Nov. 21	TULSA
Nov. 28	at East Carolina


2008 RESULTS (7-6, 4-4 C-USA)

A30	LOUISIANA-LAFAYETTE	W	51-21	1-0
S6	at (9) Auburn	L	13-27	1-1
S13	at Arkansas State	W	27-24	2-1
S20	MARSHALL	L	27-34	2-2
O4	UTEP	L	37-40 (2OT)	2-3
O11	(15) BOISE STATE	L	7-24	2-4
O18	at Rice	L	40-45	2-5
O25	at Memphis	L	30-36	2-6
N1	UAB	W	70-14	3-6
N8	at UCF	W	17-6	4-6
N15	EAST CAROLINA	W	21-3	5-6
N29	at SMU	W	28-12	6-6
D21	Troy (New Orleans Bowl)	W	30-27 (OT)	7-6

Conference games in **bold italics**.
Home games in ALL CAPS

NOTING THE GOLDEN EAGLES

- Southern Miss made its seventh straight bowl appearance and its 11th in the last 12 seasons when it downed Troy, 30-27 in last year's R+L Carriers New Orleans Bowl. The victory propelled the Golden Eagles to their 15th consecutive winning season. Only Florida State, Florida and Virginia Tech have produced more consecutive winning seasons.
- Southern Miss RB **Damion Fletcher** led Conference USA in rushing with 1,313 yards, his third straight 1,000-yard season. He is already the all-time rushing leader at Southern Miss with 4,287 yards and ranks second in touchdowns with 36, just three shy of Sammy Winder's school record of 39. Fletcher also owns the school record for career games with 100 or more yards with 21.
- Sophomore WR **DeAndre Brown** led all of the nation's freshmen in receiving yards (1,117) and touchdowns (12) in 2008, while ranking third in catches (67). Brown was named a freshman All-American by both CollegeFootballNews.com and The Sporting News.
- Sophomore QB **Austin Davis** shattered the school's freshman passing records last season, completing 261-of-454 passes for 3,128 yards and 23 TD passes with only eight interceptions. He tied a school record by passing for at least 200 yards nine times last season.
- The Southern Miss offense established a new total offense mark for the third straight year. The Golden Eagles ran for 2,502 yards and passed for 3,134 yards, a total of 5,636. That figure placed Southern Miss 20th nationally.



QUICK FACTS

Location:	Hattiesburg, Miss.
Founded:	1910
Enrollment:	15,000
Nickname:	Golden Eagles
Colors:	Black and Gold
Stadium:	Carlisle-Faulkner Stadium at Faulkner Field (36,000)
President:	Dr. Martha D. Saunders
Faculty Athletics Representative:	Dr. Dennis Phillips
Athletics Director:	Richard Giannini
Senior Woman Administrator:	Sonya Varnell
Basic Offense:	Spread
Basic Defense:	4-3

FOOTBALL STAFF

Head Coach: Larry Fedora
Alma Mater: Austin College '85
Record at Southern Miss: 7-6 (.538) 1 Season
Career Record: 7-6 (.538) 1 Season

Associate Head Coach/Offensive Coordinator/Wide Receivers:
Darrell Wyatt (Kansas State '80)

Defensive Coordinator/Safeties:
Todd Bradford (Southern Utah '86)

Quarterbacks:
Blake Anderson (Sam Houston State '92)

Linebackers:
David Duggan (New Hampshire '86)

Tight Ends:
Barney Farrar (Delta State '83)

Offensive Line:
Chris Kapilovic (Missouri State '92)

Defensive Line:
Deke Adams (Southern Miss '95)

Running Backs:
Pat Washington (Auburn '87)

Conerbacks:
Travaris Robinson (Auburn '07)

FOOTBALL OFFICE

Phone: 601/266-4567 Fax 601/266-4567

SPORTS INFORMATION

Assistant A.D.: Jack Duggan
Office Phone: 601/266-4503
Cell Phone: 985/414-1118
Fax: 601/266-4507
E-Mail: jack.duggan@usm.edu
Website: www.SouthernMiss.com
Press Box Phone: 601/266-5523



SOUTHERN MISS GOLDEN EAGLES



2009 PRESEASON RETURNEES

LETTERMEN

Returning/Lost: 42/22

STARTERS

Offensive Returning/Lost: 8/3

Defensive Returning/Lost: 8/3

Special Teams Returning/Lost: 2/2

OFFENSIVE STARTERS RETURNING

- WR DeAndre Brown - 67 rec., 1,117 yds., 12 TD, 16.7 avg., 97 long
- WR Gerald Baptiste - 25 rec., 460 yds., 2 TD, 13.1 avg., 64 long
- QB Austin Davis - 3,128 yds., 23 TD, 8 INT, 261-of-454 (58%)
- RB Damion Fletcher - 219 att., 1,347 yds., 10 TD, USM Career Rushing Leader
- LT Kyle Burkhart - Played in 12 games in 2008
- LG Micah Brown - Played in 12 games in 2008
- C Cameron Zipp - Played in all 13 games in 2008
- RG Ryan Hebert - Played in all 13 games in 2008

DEFENSIVE STARTERS RETURNING

- DE Deddrick Jones - 20 tackles, 3.5 TFL, 1 PBU
- NT Anthony Gray - 29 tackles, 7.5 TFL, 6.0 sacks, 1 FR, 2 FF
- Rock Roshaad Byrd - 29 tackles, 3.5 TFL, 2 PBU, 2 QBH,
- SLB Martez Smith - 59 tackles, 1.0 TFL, 1 INT, 2 PBU
- BC Andre Watson - 31 tackles, 1.0 TFL, 3 INT, 3 PBU, 2 FR
- BS Justin Wilson - 19 tackles, 1.0 TFL, 4 INT, 5 PBU
- FS Eddie Hicks - 64 tackles, 3.5 TFL, 4 INT, 3 PBU, 1 QBH
- FC C.J. Bailey - 36 tackles, 0.5 TFL, 2 INT, 3 PBU, 1 FR, 2 FF

SPECIALISTS RETURNING

- LS Cody Tawater - Played in 10 games
- SS Andy Hill - Played in 11 games

KEY LOSSES

- LB Gerald McRath
- LB Tokumbo Abanikanda
- K Justin Estes
- OL Wesley Housley
- OL Ryan McKee
- WR Ed Morgan
- DL Eric Phillips

2008 STATISTICAL LEADERS

Rushing	Att.	Yds.	Avg.	TD	Long
Damion Fletcher	219	1313	6.0	10	69
Austin Davis	155	508	3.3	9	70
TOTALS	531	2502	4.7	29	70

Passing	Att.	Comp	Pct.	INT	Yards	TD
Austin Davis	454	261	.575	8	3128	23
Martevious Young	2	1	.500	1	6	0
TOTALS	457	262	.573	9	3134	23

Receiving	Rec	Yds.	Avg.	TD	Long
DeAndre Brown	67	1117	16.7	12	97
Shawn Nelson	53	557	10.5	3	29
George Baptiste	35	460	13.1	2	64
TOTALS	262	3134	12.0	23	97

Field Goals	Made-Att.	Pct.	Long
Britt Barefoot	9-15	.600	46
TOTALS	13-22	.591	46

Punting	No.	Yards	Avg.	In 20	Long
Britt Barefoot	49	1987	40.6	10	58
TOTALS	60	2391	39.8	12	58

Tackles	Solos	Ast	Total
Gerald McRath	78	59	137
T Abanikanda	57	27	84
Chico Hunter	44	24	68
Eddie Hicks	41	23	64
Martez Smith	45	14	59
TOTALS	539	288	827

Interceptions	No.	Yds.	Avg.	TD
Eddie Hicks	4	10	2.5	0
Justin Wilson	4	3	0.8	0
TOTALS	17	98	5.8	0

2008 TEAM STATISTICS

Category	Southern Miss	Opponents
First Downs	287	266
Rushes-Yards	531-2502	428-1813
Rushing Yards/Game	192.5	139.5
Passes Att./Comp./Int.	457-262-9	447-260-17
Completion Pct.	.573	.582
Passing Yards	3134	2942
Passing Yards/Game	241.1	226.3
Total Off. Plays/Yds	988-5636	875-4755
Total Offense/Game	433.5	365.8
Punts-Average	60-39.8	64-40.5
Punt Returns-Avg.	26-7.4	22-15.0
Kickoff Returns-Avg.	55-19.9	56-19.6
Interceptions-Yards	17-98	9-74
Fumbles-Lost	25-7	24-12
Penalties-Yards	99-977	79-708
3rd Down Conversions	92-209	70-172
3rd Down Conversion Percentage	.440	.407
4th Down Conversions	18-26	5-13
4th Down Conversion Percentage	.692	.385
Sacks By-Yards	20-163	29-185
Avg. Time of Possession	30:41	30:28



SOUTHERN MISS GOLDEN EAGLES

SPRING ROSTER

NO.	NAME	POS.	HT.	WT.	YR.	EXP.	HOMETOWN/HS, JC or COLLEGE
95	Justin Adams	DT	5-11	260	Jr.	2L	Missouri City, Texas/Marshall
20	C.J. Bailey	DB	5-10	189	Jr.	2L	Moss Point, Miss./Moss Point
98	DeAnthony Bandy	DL	5-10	238	So.	SQ	Kansas City, Mo./Iowa Wesleyan
84	Leroy Banks	TE	6-3	230	Sr.	1L	Memphis, Tenn./Coahoma CC
86	Gerald Baptiste	WR	6-0	182	Sr.	2L	New Orleans, La./Edna Karr
51	Darius Barnes	DL	6-4	260	Fr.	SQ	Memphis, Tenn./Westwood
99	Rolando Barragan	DL	6-3	295	Sr.	1L	Inglewood, Calif./El Camino CC
96	David Boyce	DL	6-6	248	Jr.	1L	Gonzales, La./St. Paul's
61	James Brady	OL	6-4	253	So.	SQ	Carriere, Miss./Picayune
5	DeAndre Brown	WR	6-6	228	So.	1L	Ocean Springs, Miss./Ocean Springs
69	Micah Brown	OL	6-2	287	Sr.	3L	Troy, Ala./Charles Henderson
60	R.J. Brown	OL	6-3	301	Sr.	1L	McLain, Miss./Jones County JC
73	Kyle Burkhart	OL	6-5	275	Sr.	1L	Kinsley, Kan./Dodge City CC
94	Andrew Burns	DL	6-4	248	So.	SQ	Columbiana, Ala./Shelby County
45	Roshaad Byrd	DE	6-3	247	Jr.	2L	Meridian, Miss./Meridian
63	Kyle Clark	OL	6-0	265	So.	SQ	Paulina, La./Lutcher
29	Terrance Conner	DL	6-3	234	Sr.	1L	Clarksdale, Miss./Coahoma CC
12	Austin Davis	QB	6-2	206	So.	1L	Meridian, Miss./West Lauderdale
21	Brandon Davis	LB	6-1	200	Sr.	2L	Meridian, Miss./Meridian
68	Joe Duhon	OL	6-2	308	Fr.	SQ	Lake Charles, La./Washington-Marion
13	Justin Estes	K	5-9	151	Jr.	1L	Marietta, Ohio/Marietta
25	Damion Fletcher	RB	5-10	177	Sr.	3L	Biloxi, Miss./Biloxi
2	V.J. Floyd	RB	5-10	186	Jr.	2L	Orlando, Fla./Bishop Moore
95	Anthony Gray	DL	6-0	301	Jr.	2L	Philadelphia, Miss./Philadelphia
11	John Green	DB	6-0	222	Sr.	SQ	New Orleans, La./St. Augustine
43	Tim Green	LB	6-3	200	So.	SQ	Columbia, S.C./Spring Valley
23	Troy Hulbert	DB	6-0	166	Jr.	TR	Ridgeland, Miss./Pearl River CC
11	Tory Harrison	RB	6-1	188	Sr.	3L	Leesburg, Fla./Leesburg
71	Ryan Hebert	OL	6-5	310	Sr.	3L	Gray, La./H.L. Bourgeois
93	Logan Hickman	DL	6-3	245	So.	1L	Gulf Shores, Ala./Gulf Shore
18	Eddie Hicks	DB	6-2	183	Sr.	3L	Clarksdale, Miss./Clarksdale
52	Andy Hill	LS	6-2	221	Sr.	2L	Spanish Fort, Ala./Daphne
9	Recardo Hines	DB	5-8	199	Jr.	TR	Indianola, Miss./Miss. Delta CC
82	Deon Hodges	WR	6-2	204	Jr.	SQ	Moss Point, Miss./Miss. Gulf Coast CC
70	Brennan Houston	OL	6-4	314	Sr.	1L	Norwalk, Calif./Cerritos College
80	Daniel Hrapmann	PK	5-9	152	So.	TR	New Orleans, La./Southeastern Louisiana
22	Jamison Hughes	DB	6-2	198	So.	1L	Hattiesburg, Miss./Oxford/Ole Miss
30	Chico Hunter	DB	6-0	195	Jr.	2L	Vicksburg, Miss./Warren Central
40	Josh Hurd	RB	6-0	220	Jr.	SQ	Gulf Breeze, Fla./Gulf Breeze
3	Bret Jefcoat	QB	6-1	200	Fr.	SQ	Fulton, Miss./Itawamba AHS
22	Cladarrius Jefferson	DB	6-1	180	Fr.	SQ	Jayess, Miss./Tylertown
7	Desmond Johnson	RB	5-11	188	Fr.	SQ	Yazoo City, Miss./Yazoo City
79	Jacob Johnson	OL	6-1	290	Fr.	SQ	Brandon, Miss./McLaurin Attendance Center
91	Dedrick Jones	DL	6-3	242	So.	1L	Bastrop, La./Bastrop
87	Dylan Lanphere	PK	6-3	193	Jr.	SQ	Tupelo, Miss./Fort Dorchester
49	Cordarro Law	DL	6-2	243	So.	1L	Whitfield, Ala./Sumter County
24	Hendrick Leverette	LB	5-10	221	Jr.	JC	Purvis, Miss./Pearl River CC
25	Douglas Logan	DB	6-0	203	Fr.	HS	Vidalia, La./Vidalia
19	Jonathan Massey	TE	6-3	251	Jr.	1L	Pascagoula, Miss./Copiah Lincoln CC
64	Josh Mauldin	OL	6-3	223	Jr.	JC	Richton, Miss./Jones County Junior College
28	Michael McGee	DB	5-10	181	Sr.	3L	Magee, Miss./Magee
88	Jordan McNair	WR	6-3	172	Fr.	SQ	Port St. Joe, Fla./Port St. Joe
39	Ken Meeks	RB	5-6	185	So.	SQ	Greenville, Miss./Greenville-Weston
55	Alex Michael	OL	6-2	310	Jr.	1L	Meridian, Miss./Southeast Lauderdale
83	Johdrick Morris	WR	6-3	206	Jr.	2L	Baton Rouge, La./Central
87	Montrez Mosley	WR	5-9	178	Jr.	TR	Meridian, Miss./East Miss. CC
74	Trevor Newsom	OL	6-8	276	Jr.	JC	Starkville, Miss./Itawamba CC
3	Cameron O'Neal	DB	6-0	206	So.	1L	Citronelle, Ala./Citronelle



SOUTHERN MISS GOLDEN EAGLES

NO.	NAME	POS.	HT.	WT.	YR.	EXP.	HOMETOWN/HS, JC or COLLEGE
97	Willie Packer	DL	6-1	275	Fr.	SQ	Moss Point, Miss./Moss Point
6	Freddie Parham	WR	6-0	172	Sr.	1L	Margaret, Ala./East Central CC
2	Micah Pellerin	DB	6-1	183	So.	1L	New Orleans, La./St. Joseph
85	Quentin Pierce	WR	5-11	163	Fr.	SQ	Mobile, Ala./Davidson
90	Terrance Pope	DL	6-3	275	So.	1L	Batesville, Miss./South Panola
26	Kendrick Presley	DB	6-2	188	So.	1L	Kosciusko, Miss./Kosciusko
62	Austin Quattrochi	OL	6-3	270	Fr.	SQ	Marietta, Ga./George Walton
20	Kameron Roan	RB	5-8	160	Jr.	SQ	Biloxi, Miss./McRamar
15	Marcal Robinson	DB	6-0	175	Fr.	SQ	Richard, Ala./Vigor
89	Joel Ross	DL	6-1	300	Fr.	SQ	Houma, La./Vandebilt Catholic
80	David Rue	TE	6-5	253	Jr.	JC	Monroe, La./East Miss. CC
75	Ben Schoenberger	OL	6-5	293	So.	JC	Pascagoula, Miss./Miss. Gulf Coast CC
89	J.J. Smith	WR	6-1	203	Sr.	JC	Brooklyn, Miss./Pearl River CC
32	Martez Smith	LB	6-0	211	Jr.	2L	Canton, Miss./Velma Jackson
85	Ross Smith	TE	6-3	225	So.	SQ	Purvis, Miss./Mississippi College
38	Jeremy Snowden	LB	6-3	197	So.	1L	Liberty, Miss./Amite County
27	William Spight	WR	5-10	167	So.	SQ	Montgomery, Ala./Jefferson Davis
50	Cody Tawater	LS	6-3	232	Sr.	2L	Philadelphia, Miss./Philadelphia
16	Kevie Thompson	DB	6-0	189	Jr.	SQ	Raleigh, Miss./Jones County JC
56	Ronnie Thornton	LB	6-3	230	So.	SQ	Miami, Fla./Miami Killian
12	Andre Watson	DB	5-10	180	Sr.	1L	Ocean Springs, Miss./Miss. Gulf Coast CC
81	Jamie Wheat	TE	6-2	219	Fr.	SQ	Moss Point, Miss./Moss Point
67	Dyron White	OL	6-5	309	Fr.	SQ	Slidell, La./Slidell
42	Korey Williams	LB	6-2	228	So.	1L	New Orleans, La./Edna Karr
53	Scottie Williams	LB	6-3	222	So.	TR	Decatur, Ga./Ole Miss
8	Justin Wilson	DB	5-11	187	Jr.	2L	Taylorsville, Miss./Taylorsville
72	Calvin Wilson	OL	6-6	353	Sr.	2L	Hattiesburg, Miss./Mississippi State
58	Austin Witten	LS	5-9	217	Fr.	SQ	Bossier City, La./Loyola Prep
37	Kane Wommack	TE	6-0	223	Sr.	SQ	Atlanta, Ga./Arkansas
14	Martevious Young	QB	6-1	188	Jr.	SQ	Alexander City, Ala./Ben Russell
59	Cameron Zipp	OL	6-1	297	Jr.	2L	Mandeville, La./Fontainebleau

2009 SPRING SIGNEES

NAME	POS.	HT.	WT.	YR.	HOMETOWN/HS, JC or COLLEGE
Mujahid Assad	WR	6-1	184	Fr.	Mobile, Ala./Williamson
Jacoby Bell	ATH	6-3	210	Fr.	D'Iberville, Miss./D'Iberville
Chris Campbell	QB	6-2	180	Fr.	Collierville, Tenn./Briarcrest Christian
Jamie Collins	ATH	6-3	210	Fr.	McCall Creek, Miss./Franklin County
Jonathan Guerry	OL	6-4	290	Fr.	Columbus, Miss./New Hope
Ryan Hanks	TE	6-5	235	Fr.	Pace, Fla./Pace
Kendrick Hardy	RB	6-0	200	Fr.	Monticello, Miss./Lawrence
Jerrion Johnson	DB	6-1	195	Fr.	Beaumont, Miss./Perry Central
Justin Jordan	WR	5-11	190	Jr.	Plano, Texas/Blinn College
Tracy Lampley	RB	5-9	170	Fr.	Waynesboro, Miss./Wayne County
Hendrick Leverette	LB	6-1	225	Jr.	Purvis, Miss./Pearl River CC
Will Martin	LB	6-0	201	Fr.	Madison, Miss./Madison Central
Trevor Newsom	OL	6-8	290	Jr.	Starkville, Miss./Itawamba CC
Ed Preston	OL	6-4	287	Fr.	Bacliff, Texas/Dickinson
David Rue	TE	6-5	260	So.	Monroe, La./East Miss. CC
Ben Schoenberger	OL	6-5	290	Jr.	Pascagoula, Miss./Miss. Gulf Coast CC
Alex Smith	DB	5-11	175	Fr.	McCall Creek, Miss./Franklin County
Octavius Thomas	DE	6-3	230	Fr.	Carrollton, Ga./Mt. Zion
Martez Thompson	DB	6-1	180	Fr.	Pascagoula, Miss./Pascagoula
Gerald West	DB	5-11	175	Fr.	Mobile, Ala./Faith Academy
Deron Wilson	DB	5-10	167	Fr.	New Orleans, La./O. Perry Walker
Nathaniel Worell	OL	6-5	265	Fr.	Pearl, Miss./Pearl



TULANE GREEN WAVE



QUICK FACTS

Location: New Orleans, La.
 Founded: 1834
 Enrollment: 11,157
 Nickname: Green Wave
 Colors: Olive Green and Sky Blue
 Stadium: Louisiana Superdome (69,703)
 President: Dr. Scott Cowen
 Faculty Athletics Representative: Michael Hogg
 Athletics Director: Rick Dickson
 Senior Woman Administrator: Maria Woods
 Basic Offense: Multiple
 Basic Defense: Multiple

FOOTBALL STAFF

Head Coach: Bob Toledo
 Alma Mater: San Francisco State '68
 Record at Tulane: 6-18 (.250) 2 Seasons
 Career Record: 84-86 (.494) 15 Seasons

Offensive Coordinator/Quarterbacks: Dan Dodd (Drake '78)
 Defensive Coordinator: Steve Stanard (Nebraska '89)
 Running Backs: Greg Davis Jr. (Nicholls State '94)
 Defensive Line: Grant Higgison (Tulane '02)
 Offensive Line Coach: Mark Hutson (Oklahoma '89)
 Linebackers: Greg Jackson (Farleigh Dickinson '04)
 Tight Ends: Doug Lichtenberger (Cal Poly '98)
 Cornerbacks/Sateties: Jason Rollins (McNeese State '96)
 Wide Receivers: Thomas Woods (Tennessee '96)
 Director of Football Operations: Tony Kinkela (Washington State '04)
 Graduate Assistant/Offense: Tim Keane (UC-Davis '06)
 Graduate Assistant/Defense: Tra Boger (Tulane '06)

FOOTBALL OFFICE

Phone: 504/865-5355 Fax: 504/865-5379

SPORTS INFORMATION

Assistant AD/Football SID: Roger Dunaway
 Office Phone: 504/862-8240
 Cell Phone: 504/452-2906
 Fax: 504/865-5379
 E-Mail: roger@tulane.edu
 Website: www.TulaneGreenWave.com
 Press Box Phone: 504/558-5437

2009 SCHEDULE

Sept. 4 (Fri.)	TULSA (ESPN)
Sept. 12	BYU (ESPN2)
Sept. 26	McNEESE STATE
Oct. 3	at Army
Oct. 10	MARSHALL
Oct. 17	HOUSTON (CBS C)
Oct. 24	at Southern Miss
Oct. 31	at LSU
Nov. 7	UTEP
Nov. 14	at Rice
Nov. 21	at UCF
Nov. 28	at SMU

2008 RESULTS (2-10, 1-7 C-USA)

S6	at (13) Alabama	L	6-20	0-1
S13	(14) EAST CAROLINA	L	24-28	0-2
S20	LOUISIANA-MONROE	W	24-10	1-2
S25	SMU	W	34-27	2-2
O4	ARMY (Tad Gormley Stadium)	L	13-44	2-3
O11	at UTEP	L	21-24	2-4
O25	RICE	L	17-42	2-5
N1	at (15) LSU	L	10-35	2-6
N8	at Houston	L	14-42	2-7
N15	UAB	L	24-41	2-8
N22	Tulsa	L	7-56	2-9
N29	at Memphis	L	6-45	2-10

Conference games in **bold italics**.
 Home games in ALL CAPS

NOTING THE GREEN WAVE

• Senior RB **Andre Anderson** rushed for 864 yards and seven touchdowns on 174 carries and had 25 receptions for 202 yards and a score through seven games before suffering a season-ending injury in the second quarter against Rice. At the time of his injury, he ranked first among Conference USA running backs in rushing (142.0) and all-purpose yards (175.67) and was fourth nationally in both categories. Anderson rushed for 100 or more yards in four games, including two contests with 200+ yards and owned two of the nation's top rushing performances with 219 yards vs. SMU and 255 yards and two touchdowns at UTEP.

• Senior WR **Jeremy Williams** is a three-year letterwinner and two-year starter that enters this season with career receiving numbers of 113 receptions for 1,694 yards and 12 TDs. He registered 27 catches for 437 yards and five touchdowns before missing the final seven games of last season with a season-ending injury.

• Senior DE **Reggie Scott** received a sixth year of eligibility from the NCAA and will return to lead the Green Wave defensive line. The 6-4, 260-pound defensive end earned honorable mention All C-USA merits for the second straight year last season. He started 11 games and registered 31 tackles (25 solo), including 6.5 stops for lost yardage (35), and two sacks. A three-year letterwinner and two-year starter, he has played in 32 career games with 23 starts and boasts career numbers of 56 tackles (44 solo), 16.5 stops for lost yardage, seven sacks, three forced fumbles, one fumble recovery and one interception.

• Senior P **Ross Thevenot** ranked as the top punter in C-USA and was second nationally with a 45.8 yard average. He booted 15 punts over 50 yards and pinned 15 kicks inside the 20-yard line. His 45.8 yards average was the third-best in league history and the best since 1999.



TULANE GREEN WAVE



2009 PRESEASON RETURNEES

LETTERMEN

Returning/Lost: 53/20

STARTERS

Offensive Returning/Lost: 8/4

Defensive Returning/Lost: 6/5

Special Teams Returning/Lost: 2/1

OFFENSIVE STARTERS RETURNING

- QB Kevin Moore - 2,150 yds., 8 TD, 13 INT, 181-of-323 (56%)
- TB Andre Anderson - 174 att., 864 yds., 7 TD, 5.0 avg., 72 long
- WR Casey Robottom - 15 rec., 194 yds., 1 TD, 12.9 avg., 42 long
- WR Jeremy Williams - 27 rec., 437 yds., 5 TD, 16.2 avg., 51 long
- OL Andrew Nierman - Played in 11 games in 2008
- OL Pete Hendrickson - Played in 11 games in 2008
- OL Nick Landry - Played in 9 games in 2008

DEFENSIVE STARTERS RETURNING

- DE Adam Kwentua - 48 tackles, 4.0 TFL, 1.5 sacks, 2 QBH, 2 FF
- DE Reggie Scott - 31 tackles, 6.5 TFL, 2.0 sacks, 1 INT, 1 PBU, 3 QBH
- LB David Kirksey - 41 tackles, 1 PBU
- CB Charles Harris - 45 tackles, 1 INT, 9 PBU, 1 FR
- S Chinonso Echeblem - 47 tackles, 1 TFL, 2 PBU, 2 FF
- S Corey Sonnier - 86 tackles, 1 TFL, 6 PBU, 3 FF

SPECIALISTS RETURNING

- P Darren deRochemont - 4 punts, 145 yds., 36.2 avg., 39 long
- PK/P Ross Thevenot - 9-of-20 FGs, 23-of-24 PATs, 50 points, 45 punts, 45.8 avg.

KEY LOSSES

- C Michael Parenton
- LT Troy Kropog
- TE Justin Kessler
- WR Brian King
- DL Julian Shives-Sams
- LB Evan Lee
- LB Devin Holland
- CB Josh Lumar
- S David Skehan
- DS Craig Gelhardt

2008 STATISTICAL LEADERS

Rushing	Att.	Yds.	Avg.	TD	Long
Andre Anderson	174	864	5.0	7	72
Nathan Austin	93	292	3.1	2	37
TOTALS	267	1156	4.1	9	72

Passing	Att.	Comp	Pct.	INT	Yards	TD
Kevin Moore	334	187	.560	13	2194	8
Joe Kemp	46	26	.565	1	344	2
TOTALS	380	213	.563	14	2538	10

Receiving	Rec	Yds.	Avg.	TD	Long
Brian King	41	544	13.3	0	57
Jeremy Williams	27	437	16.2	5	51
Andre Anderson	25	202	8.1	1	28
TOTALS	93	1183	12.5	6	57

Field Goals	Made-Att.	Pct.	Long
Ross Thevenot	9-20	.450	50
TOTALS	9-20	.450	50

Punting	No.	Yards	Avg.	In 20	Long
Ross Thevenot	45	2061	45.8	15	71
TOTALS	51	2206	43.3	15	71

Tackles	Solos	Ast	Total
Corey Sonnier	42	44	86
Devin Holland	25	36	61
David Skehan	31	22	53
Evan Lee	20	29	49
Adam Kwentua	24	24	48
TOTALS	464	366	830

Interceptions	No.	Yds.	Avg.	TD
David Skehan	3	59	19.7	0
Travis Burks	2	74	37.0	1
TOTALS	5	133	28.4	1

2008 TEAM STATISTICS

Category	Tulane	Opponents
First Downs	217	246
Rushes-Yards	399-1421	463-2621
Rushing Yards/Game	118.4	218.4
Passes Att./Comp./Int.	409-228-15	288-184-9
Completion Pct.	.557	.639
Passing Yards	2655	2074
Passing Yards/Game	221.2	172.8
Total Off. Plays/Yds	808-4076	751-4695
Total Offense/Game	339.7	391.2
Punts-Average	51-43.3	44-41.9
Punt Returns-Avg.	16-7.3	29-12.3
Kickoff Returns-Avg.	63-20.6	37-21.9
Interceptions-Yards	9-179	15-218
Fumbles-Lost	20-7	18-8
Penalties-Yards	72-635	65-647
3rd Down Conversions	71-176	65-139
3rd Down Conversion Percentage	.403	.468
4th Down Conversions	10-26	7-11
4th Down Conversion Percentage	.385	.636
Sacks By-Yards	21-142	21-126
Avg. Time of Possession	31:19	28:41



TULANE GREEN WAVE

SPRING ROSTER

NO.	NAME	POS.	HT.	WT.	YR.	EXP.	HOMETOWN/HS, JC or COLLEGE
95	Justin Adams	DT	5-11	260	Jr.	2L	Missouri City, Texas/Marshall
10	David Allen	S	6-3	186	Fr.	RS	South Pasadena, Calif./South Pasadena
52	Emmanuel Aluko	DL	6-3	281	So.	1L	Houston, Texas/Alief Elsik
32	André Anderson	RB	6-0	211	Sr.	3L	Stone Mountain, Ga./Stephenson
57	Ian Assael	OL	6-1	289	Jr.	SQ	New York, N.Y./G.W. Hewlett/Colorado
99	Chris Asumnu	DL	6-2	285	So.	1L	Houston, Texas/Alief Elsik
29	Nathan Austin	RB	6-2	226	So.	1L	Lake Charles, La./Barbe
67	Rich Bell	DL	6-1	271	Fr.	RS	Menden, Mass./Salisbury School
94	Casey Blum	DL	6-3	252	Fr.	RS	Moorpark, Calif. Moorpark
96	Tony Bryant	DT	6-3	263	Jr.	2L	Atlanta, Ga. Grady
6	Travis Burks	LB	6-0	215	Sr.	3L	Ellenwood, Ga./Union Grove
82	Kevin Burris	TE	6-2	235	Fr.	HS	Watkinsville, Ga./North Oconee
91	Brooks Cunningham	DE	6-2	247	So.	1L	Norcross, Ga./Norcross
86	Chandler Davis	WR	6-2	180	So.	1L	Gulf Shores, Ala./Gulf Shores
13	Phillip Davis	CB	5-10	170	Jr.	2L	Suwanee, Ga./Peachtree Ridge
40	Darren deRochemont	P/K	5-9	198	Jr.	2L	Riverview, Fla./Armwood
45	Antoine Duplessis	FB	6-3	247	So.	2L	Violet, La./Holy Cross
24	Chinonso Echebelem	S	6-1	200	Sr.	3L	Dallas, Texas/Duncanville
15	Taylor Echols	WR	6-2	183	So.	1L	League City, Texas/clear Creek
56	John Edwards	DS	6-3	251	Fr.	RS	Port Allen, La./Port Allen
34	Darryl Farley	LB	5-11	228	Fr.	RS	Atlanta, Ga./Grady
27	Greg Friedman	RB	6-2	188	Fr.	RS	Lake Forest, Ill./Lake Forest
85	Charles Gaspard	WR	6-2	180	So.	1L	New Orleans, La./Westlake (Ga.)
11	Ryan Griffin	QB	6-5	215	Fr.	RS	Westlake Village, Calif./Chaminade College Prep
21	Charles Harris	CB	6-3	176	Sr.	2L	Irving, Texas/MacArthur
28	Ian Harson	DB	5-11	174	So.	1L	Iowa, La./Iowa
88	Tyler Helm	TE	6-5	230	Jr.	2L	Covington, La./St. Paul's School
58	Pete Hendrickson	T	6-7	297	Jr.	2L	Tampa, Fla./Jesuit
71	Harris Howard	OL	6-4	300	So.	1L	Alpharetta, Ga./Blessed Trinity Catholic
79	Eric Jones	OL	6-6	297	So.	1L	Hoover, Ala./Spain Park
93	Logan Kelley	LB	6-2	246	Sr.	3L	Houston, Texas/Cypress Creek
7	Joe Kemp	QB	6-4	206	So.	1L	North Richland Hills, Texas/Richland Hills
55	David Kirksey	LB	6-1	224	Sr.	3L	Mobile, Ala./Davidson
73	Duke Krause	T	6-5	330	So.	SQ	Harahan, La./Holy Cross
26	Adam Krueger	DB	5-10	184	Jr.	1L	St. Louis, Mo./Lindbergh/UCF
90	Adam Kwentua	DE	6-3	250	Sr.	3L	Baton Rouge, La./University
76	John Landa	G	6-3	327	Sr.	3L	Houston, Texas/Cypress Falls
78	Nick Landry	T	6-7	295	Sr.	3L	Beaumont, Texas/Westbrook
17	Alex Lauricella	DB	6-0	178	Fr.	RS	River Ridge, La./John Curtis Christian School
63	Kevin Leary	C	6-2	296	Sr.	1L	West Chester, Pa./Valley Forge Mil. Prep
22	J.T. McDonald	RB	5-9	210	So.	1L	Flower Mound, Texas/Flower Mound
53	James McMurphy	LB	6-1	229	Sr.	3L	Houston, Texas/Clear Lake
87	Alan Mitchell	WR	6-3	160	Jr.	1L	Atlanta, Ga./Cedar Grove
2	Kevin Moore	QB	6-5	234	Jr.	2L	Highland Village, Texas/Flower Mound Marcus
30	Peter Morreale	DB	5-11	180	Fr.	RS	Metairie, La./Archbishop Rummel
51	Dezman Moses	DL	6-2	249	Jr.	TR	Willingboro, N.J./Willingboro/Univ. of Iowa
61	Jourdan Nicaud	DT	6-1	272	Fr.	RS	Pass Christian, Miss./St. Stanislaus
68	Andrew Nierman	G	6-1	294	Jr.	2L	Harvey, La./John Curtis
43	Sule Osagiede	LB	6-0	200	So.	1L	Houston, Texas/Lamar Consolidated
46	Adam Podet	LB	5-10	212	Fr.	SQ	Houston, Texas/Westside



TULANE GREEN WAVE

NO.	NAME	POS.	HT.	WT.	YR.	EXP.	HOMETOWN/HS, JC or COLLEGE
62	Oscar Ponce de Leon	DT	6-2	302	Jr.	2L	New Orleans, La./John Curtis Christian
12	D.J. Ponder	QB	6-2	194	Fr.	RS	Baton Rouge, La./Catholic
84	Matthew Ranzinger	WR	6-0	186	Fr.	RS	Mashpee, Mass./Bishop Stang
66	Joey Ray	C	6-2	301	So.	1L	Spring, Texas/St. Thomas
42	Kristofar Rhymes	DB	6-0	220	So.	1L	Houston, Texas/Thurgood Marshall
75	Tyler Rice	G	6-4	292	Sr.	2L	Bradenton, Fla./Lakewood Ranch
19	Casey Robottom	WR	5-11	173	Jr.	2L	LaPlace, La./St. Charles Catholic
92	Reggie Scott	DE	6-4	260	Sr.	3L	Charlotte, N.C./Harding University
48	Josh Smith	DT	6-2	243	So.	1L	Thomaston, Ga./Upson-Lee
38	Corey Sonnier	S	5-10	189	Sr.	3L	Friendswood, Texas/Clear Brook
80	Cody Sparks	TE	6-4	239	Jr.	2L	Bridge City, Texas/Bridge City
44	Kasey Stelly	FB	6-1	239	So.	1L	Lafayette, La./St.Thomas More
35	Jordan Stephany	FB	6-0	252	Jr.	2L	Luling, La./Hahnville
47	Ross Thevenot	K/P	6-0	180	Jr.	2L	Lake Charles, La./Saint Louis Catholic
83	Reece Thomas	WR	6-1	200	Sr.	1L	Covington, La./Jesuit/East Carolina
41	Tristan Tobin	WR	6-0	163	Fr.	RS	New Berlin, Wis./Eisenhower
74	Rafael Vazquez	OL	6-6	327	So.	1L	Orlando, Fla./Edgewater
16	Drew Villar	P/K	6-0	174	Fr.	RS	Gonzalez, La./East Ascension
8	Alex Wacha	CB	6-0	186	Jr.	2L	Sugar Land, Texas/Clements
25	Albert Williams	RB	5-11	178	So.	1L	Beaumont, Texas/West Brook
20	Jeremy Williams	WR	6-1	201	Sr.	3L	Baytown, Texas/Sterling
98	Cedric Wilson	DT	6-2	279	Fr.	1L	Sugar Land, Texas/Clements

2009 SPRING SIGNEES

NAME	POS.	HT.	WT.	YR.	HOMETOWN/HS, JC or COLLEGE
L.J. Abrams	OL	6-5	329	Fr.	Madison, Ala./Bob Jones
D.J. Banks	WR	5-9	175	Fr.	West Monroe, La./West Monroe
Stephen Barnett	RB	5-11	184	Fr.	Jacksonville, Fla./The Boiles School
Kevin Burris	TE	6-2	235	Fr.	Watkinsville, Ga./North Oconee
Shane Delery	DL	6-3	255	Fr.	Kenner, La./Jesuit
Devin Figaro	WR	6-2	197	So.	Lafayette, La./Lafayette/Hargrave Military Academy
Jordan Garrett	DB	5-11	194	Fr.	Beaumont, Texas/West Brook
Ryan Grant	WR	6-0	179	Fr.	Beaumont, Texas/West Brook
Mike Henry	OL	6-5	289	Fr.	Marrero, La./John Curtis Christian
Hunter Howden	OL	6-4	277	Fr.	Lumberton, Texas/Lumberton
Austen Jacks	DL	6-3	220	Fr.	Winter Park, Fla./Winter Park
Payten Jason	RB	5-11	193	Fr.	Waggaman, La./Jesuit
Cody Ledford	LB	5-11	213	Fr.	Tallahassee, Fla./North Florida Christian
Rio Mares	OL	6-5	314	Fr.	Corrales, N.M./Cibola
Zach Morgan	OL	6-2	295	Fr.	Lake Charles, La./Sam Houston
Dezman Moses	DL	6-2	249	Jr.	Willingboro, N.J./Willingboro/University of Iowa
Ryan Rome	K	5-9	166	Fr.	Destrehan, La./Destrehan
Brock Sanders	TE	6-3	225	Fr.	Johns Creek, Ga./Northview
Shakiel Smith	DB	6-0	185	Fr.	New Orleans, La./Edna Karr
Derrick Strozier	DB	5-8	162	Fr.	Orlando, Fla./Edgewater
Jordan Sullen	WR	5-11	181	Fr.	New Orleans, La./Edna Karr
Ryan Travis	DB	5-11	160	Fr.	Plaquemine, La./Plaquemine
Wilson Van Hooser	WR	5-11	177	Fr.	Montgomery, Ala./Trinity Presbyterian School
Kendrell Washington	DB	5-9	160	Fr.	Brenham, Texas/Brenham
Kendrick Washington	DB	5-9	160	Fr.	Brenham, Texas/Brenham
Devin Williams	DL	6-2	220	Fr.	Katy, Texas/Cinco Ranch



TULSA GOLDEN HURRICANE



QUICK FACTS

Location: Tulsa, Okla.
 Founded: 1894
 Enrollment: 4,100
 Nickname: Golden Hurricane
 Colors: Old Gold, Royal Blue, Crimson
 Stadium: H.A. Chapman Stadium (30,000)
 President: Dr. Steadman Upham
 Faculty Athletics Representative: Chris Anderson
 Athletic Director: Lawrence (Bubba) Cunningham
 Senior Woman Administrator: Crista Troester
 Basic Offense: Spread No-Huddle
 Basic Defense: 3-3-5

FOOTBALL STAFF

Head Coach: Todd Graham
 Alma Mater: East Central '88
 Record at Tulsa: 21-7 (.750) 2 Season
 Career Record: 28-13 (.683) 3 Seasons

Senior Associate Head Coach/Defense/Defensive Line:
 Paul Randolph (Tennessee-Martin '90)
 Defensive Coordinator/Safeties: Keith Patterson (East Central '86)
 Defensive Coordinator/Linebackers: Ron West (Clemson '79)
 Cornerbacks: Galen Scott (Illinois State '01)
 Associate Head Coach/Offensive Coordinator/Offensive Line:
 Herb Hand (Hamilton College '90)
 Assistant Head Coach/Special Teams Coordinator/RBs:
 Bill Blankenship (Tulsa '79)
 Passing Game Coordinator/Inside WRs: Mike Norvell (Central Arkansas '05)
 Outside WRs/Director of Recruiting: Clarence James (Langston '73)
 Tight Ends/Recruiting Coordinator: Bob McClain (Waynesburg College '96)
 Administrative Assistant/Director of High School Relations:
 Dean Jackson (Wichita State '81)
 Director of Football Operations: Joe Walker (Texas '02)

FOOTBALL OFFICE

Phone: 918/631-2393 Fax: 918/631-2127

SPORTS INFORMATION

Director/Football SID: Don Tomkalski
 Office Phone: 918/631-3200
 Cell Phone: 918/640-0683
 Fax: 918/631-3913
 E-Mail: donald-tomkalski@utulsa.edu
 Website: www.TulsaHurricane.com

2009 SCHEDULE

Sept. 4 (Fri.) at Tulane (ESPN)
 Sept. 12 at New Mexico
 Sept. 19 at Oklahoma
 Sept. 26 SAM HOUSTON STATE
Oct. 3 at Rice (CBS C)
 Oct. 14 (Wed.) BOISE STATE (ESPN)
Oct. 21 (Wed.) at UTEP (ESPN)
Oct. 31 SMU
Nov. 7 HOUSTON (CBS C)
Nov. 15 (Sun.) EAST CAROLINA (ESPN)
Nov. 21 at Southern Miss
Nov. 28 MEMPHIS

2008 RESULTS (11-3, 7-1 C-USA)

A30	at UAB	W	45-22	1-0
S6	at North Texas	W	56-26	2-0
S20	NEW MEXICO	W	56-14	3-0
S27	CENTRAL ARKANSAS	W	62-34	4-0
04	RICE	W	63-28	5-0
011	at SMU	W	37-31	6-0
018	UTEP	W	77-35	7-0
026	UCF	W	49-19	8-0
N1	at Arkansas	L	23-30	8-1
N15	at Houston	L	30-70	8-2
N22	TULANE	W	56-7	9-2
N29	at Marshall	W	38-35	10-2
D6	EAST CAROLINA (C-USA Champ.)	L	24-27	10-3
J6	(22) Ball State (GMAC Bowl)	W	45-13	11-3

Conference games in **bold italics**.
 Home games in ALL CAPS

NOTING THE GOLDEN HURRICANE

- Tulsa set a school record for wins in a season with an 11-3 record, marking the first time in school history that Tulsa has had back-to-back 10+ win seasons.
- Tulsa made its fourth straight bowl appearance last season and its fifth in the last six years.
- In four years as a Conference USA member, Tulsa has played in the Championship game for three of those seasons, including in each of the last two years.
- Tulsa returns the nation's leading offense as the Hurricane led the nation in total offense for the second consecutive season in 2008, gaining a school-record 7,978 yards for a 569.9 per game average.
- Tulsa scored a school record 661 points last year, while averaging 472 points per game to rank second in the nation.
- Sophomore offensive tackle **Wilson Holloway** was named the 2008 FedEx Orange Bowl/FWAA Courage Award Winner, earning the award for his battle against Hodgkins lymphoma.
- Sophomore WR/KOR **Damaris Johnson** was named to the Football Writers Association Freshman All-America team a year ago.



TULSA GOLDEN HURRICANE



2009 PRESEASON RETURNEES

LETTERMEN

Returning/Lost: 39/20

STARTERS

Offensive Returning/Lost: 6/5

Defensive Returning/Lost: 8/3

Special Teams Returning/Lost: 2/1

OFFENSIVE STARTERS RETURNING

- FB Charles Clay - 25 att., 145 yds., 2 TD, 5.8 avg., 40 long
- WR Damaris Johnson - 53 rec., 743 yds., 10 TD, 14.0 avg., 42 long
- WR Trae Johnson - 20 rec., 475 yds., 3 TD, 23.8 avg., 44 long
- WR Slick Shelley - 39 rec., 627 yds., 8 TD, 25.9 avg., 64 long
- OT Tyler Holmes - Played in all 14 games in 2008
- OG Curt Puckett - Played in 13 games in 2008

DEFENSIVE STARTERS RETURNING

- LB Mike Bryant - 119 tackles, 10.5 TFL, 4.0 sacks, 2 FR
- LB Tanner Antle - 63 tackles, 7.5 TFL, 4.5 sacks, 4 PBU, 2 QBH, 2 FR, 1 FF
- LB George Clinkscale - 53 tackles, 6.0 TFL, 2.0 sacks, 2 PBU, 1 QBH, 2 FR
- FS Charles Davis - 78 tackles, 1.0 TFL, 2 INT, 4 PBU, 1 FR, 1 FF
- NG/DE Wilson Garrison - 53 tackles, 6.5 TFL, 2.5 sacks, 1 PBU, 1 QBH
- S James Lockett - 82 tackles, 16.5 TFL, 8.5 sacks, 3 PBU, 7 QBH, 5 FF
- CB Kenny D. Sims - 41 tackles, 1.5 TFL, 1 INT, 8 PBU, 2 FF
- CB John Flanders - 37 tackles, 5 PBU

SPECIALISTS RETURNING

- P Michael Such - 22 punts, 947 yds., 43.0 avg., 69 long
- KR Damaris Johnson - 54 ret., 1,382 yds., 25.6 avg., 1 TD, 94 long

KEY LOSSES

- QB David Johnson
- RB Tarrion Adams
- OG Justin Morsey
- OT Rod Thomas
- C Jody Whaley
- DE Moton Hopkins
- NG Terrel Nemons
- DB Roy Roberts
- PK Jarod Tracy

2008 STATISTICAL LEADERS

Rushing	Att.	Yds.	Avg.	TD	Long
Tarrion Adams	247	1523	6.2	14	56
Jamad Williams	86	523	6.1	3	54
TOTALS	674	3752	5.6	40	62

Passing	Att.	Comp	Pct.	INT	Yards	TD
David Johnson	400	258	.645	18	4059	46
TOTALS	423	270	.638	21	4226	47

Receiving	Rec	Yds.	Avg.	TD	Long
Damaris Johnson	53	743	14.0	10	42
Brennan Marion	43	1112	25.9	8	97
Slick Shelley	39	627	16.1	8	64
Charles Clay	38	464	12.2	9	73
TOTALS	270	4226	15.7	47	97

Field Goals	Made-Att.	Pct.	Long
Jarod Tracy	10-13	.769	37
TOTALS	11-15	.733	41

Punting	No.	Yards	Avg.	In 20	Long
Michael Such	22	947	43.0	3	69
David Johnson	10	341	34.1	4	52
TOTALS	34	1330	39.1	7	69

Tackles	Solos	Ast	Total
Mike Bryant	53	66	119
James Lockett	43	39	82
Charles Davis	45	33	78
Moton Hopkins	30	47	77
Roy Roberts	41	24	65
TOTALS	488	526	1,014

Interceptions	No.	Yds.	Avg.	TD
Roy Roberts	3	49	16.3	1
Charles Davis	2	21	10.5	0
TOTALS	9	70	78	1

2008 TEAM STATISTICS

Category	Tulsa	Opponents
First Downs	391	267
Rushes-Yards	674-3752	474-1813
Rushing Yards/Game	268.0	129.5
Passes Att./Comp./Int.	423-270-21	451-265-9
Completion Pct.	.638	.588
Passing Yards	4226	3495
Passing Yards/Game	301.9	249.6
Total Off. Plays/Yds	1097-7978	925-5308
Total Offense/Game	569.9	379.1
Punts-Average	34-39.1	79-40.7
Punt Returns-Avg.	29-70	9-13.3
Kickoff Returns-Avg.	64-24.6	94-20.5
Interceptions-Yards	9-70	21-423
Fumbles-Lost	20-9	31-16
Penalties-Yards	61-518	75-706
3rd Down Conversions	110-193	70-191
3rd Down Conversion Percentage	.570	.366
4th Down Conversions	9-21	9-19
4th Down Conversion Percentage	.429	.321
Sacks By-Yards	38-223	24-118
Avg. Time of Possession	29:39	30:21



TULSA GOLDEN HURRICANE

SPRING ROSTER

NO.	NAME	POS.	HT.	WT.	YR.	EXP.	HOMETOWN/HS, JC or COLLEGE
44	Bo Abbott	LB	5-10	188	So.	SQ	Liberal, Kan./Liberal
72	Clint Anderson	OG	6-2	272	So.	1L	Allen, Texas/Allen
40	Tanner Antle	LB	6-4	225	Jr.	2L	Foyil, Okla./Foyil
32	Cornelius Arnick	LB	6-1	230	So.	1L	Dallas, Texas/Carter
92	Nathan Baine	DE	6-2	238	Jr.	SQ	Tulsa, Okla./NEO A&M
7	Shavodrick Beaver	QB	6-3	190	Fr.	HS	Wichita Falls, Texas/Rider
58	Jon Bell	C	6-2	274	Jr.	1L	Shreveport, La./Evangel Christian
66	Matt Best	OL	5-11	230	Fr.	RS	Montgomery, Texas/Montgomery
15	Jacob Bower	QB	6-3	242	Jr.	1L	Meridian, Idaho/Bakersfield CC
39	Michael Britton	TE	5-10	241	So.	SQ	Bedford, Texas/olan Catholic
5	DeAundre Brown	DB	5-11	195	So.	1L	Arlington, Texas/Seguin
43	Mike Bryan	LB	6-3	226	Sr.	3L	Coweta, Okla./Coweta
15	Bryan Burnham	DB	6-2	199	Fr.	RS	Moorestown, N.J./Moorestown
19	Josh Burris	DB	5-10	190	Sr.	2L	Garland, Texas/South Garland
34	Willie Carter	FB	6-2	206	Fr.	RS	Crockett, Texas/Crockett
9	Charles Clay	FB	6-3	230	Jr.	2L	Little Rock, Ark./Central
8	George Clinkscale	DE	6-0	238	Sr.	3L	Cedar Hill, Texas/Cedar Hill
49	Genesis Cole	DB	6-1	182	So.	SQ	Little Rock, Ark./Central
86	Jake Collums	TE	6-4	242	Sr.	3L	Enid, Okla./Enid
16	Brett Davis	WR	5-11	188	Fr.	HS	Shawnee, Okla./Shawnee
24	Charles Davis	DB	5-9	180	Sr.	3L	Fort Worth, Texas/North Crowley
18	Jon Destin	DB	6-0	195	Sr.	2L	Belle Glade, Fla./Rock Valley CC
11	Alan Dock	LB	5-10	203	So.	1L	Giddings, Texas/Giddings
85	Phillip Dokes	TE	6-6	210	Fr.	RS	Little Rock, Ark./North Little Rock
93	Cory Dorris	DE	6-4	255	Fr.	RS	Jenks, Okla./Jenks
47	Kevin Fitzpatrick	PK	6-2	188	So.	1L	Jensen Beach, Fla./Jensen Beach
21	John Flanders	DB	5-10	170	So.	1L	Midwest City, Okla./Midwest City
89	Chris Ford	WR	6-2	189	So.	SQ	Fort Worth, Texas/North Crowley
96	Wilson Garrison	NG	6-3	283	Sr.	2L	Hinton, Okla./NEO A&M
60	Nick Gates	OG	6-2	270	Jr.	1L	Tulsa, Okla./Holland Hall
52	Cedric Godfrey	DE	6-2	261	Sr.	1L	Cedar Hill, Texas/Cedar Hill
77	Jared Grigg	OT	6-4	265	Fr.	RS	Hindsville, Ark./Harber
46	Kollin Hancock	DB	6-0	191	Sr.	SQ	Columbus, Ohio/College of the Redwoods
97	Matt Hesterberg	DL	6-2	240	Fr.	RS	Houston, Texas/Houston Christian
71	Wilson Holloway	OT	6-6	275	So.	1L	Edmond, Okla./Oklahoma Christian
78	Tyler Holmes	OT	6-4	306	So.	1L	Ottawa, Ontario, Canada/Merivale
48	Matt Hulse	PK	5-11	188	So.	SQ	Tulsa, Okla./Jenks
90	Derrick Jackson	NG	6-2	266	Fr.	RS	Del City, Okla./Del City
30	Cory Jefferis	PK	5-10	175	So.	1L	Claremore, Okla./Claremore
3	Damaris Johnson	WR	5-8	170	So.	1L	Norco, La./Destrehan
1	Trae Johnson	WR	5-11	180	Jr.	2L	Grand Prairie, Texas/South Grand Prairie
4	G.J. Kinne	QB	6-2	215	So.	RS	Mesquite, Texas/Gilmer
22	Cody Lambert	DB	6-0	178	Fr.	RS	Warren, Ark./Warren
6	James Lockett	DB	5-11	203	Sr.	1L	Arlington, Texas/Mansfield Summit
42	Ade' Manga	DB	6-2	215	Sr.	1L	Winfield, Kan./Coffeyville JC
38	Marqieno Meadows	DB	5-10	200	So.	1L	Oklahoma City, Okla./Del City
84	Jesse Meyer	WR	6-4	203	Sr.	3L	Jenks, Okla./Jenks
3	Brian Moore	DB	6-0	195	Fr.	RS	Spring, Texas/Klein
65	Gabe Moyer	OG	6-2	311	Fr.	GS	Oklahoma City, Okla./Bishop McGuinness
37	Charles Opeseyitan	RB	5-10	205	So.	1L	Allen, Texas/Allen
80	Tyler Pistoia	WR	6-0	195	Jr.	SQ	Long Beach, Calif./Wilson Classical
76	Curt Puckett	OG	6-4	309	Sr.	2L	Coweta, Okla./Coweta



TULSA GOLDEN HURRICANE

NO.	NAME	POS.	HT.	WT.	YR.	EXP.	HOMETOWN/HS, JC or COLLEGE
57	Jacob Rader	OL	5-11	275	Fr.	RS	Tulsa, Okla./Union
80	Odrick Ray	DE	6-3	261	Jr.	2L	Athens, Texas/Athens
62	Aaron Ringle	C	6-4	265	So.	SQ	Sand Springs, Okla./Charles Page
55	Rashad Robinson	DE	6-1	246	So.	SQ	McKinney, Texas/North
61	Shawn Santos	NG	6-3	296	Jr.	SQ	Fort Worth, Texas/Trinity Valley CC
28	Kaipo Sarkissian	LB	6-1	225	Sr.	1L	Kamehameha, Hawaii/El Camino JC
56	UnTavious Scott	DE	6-3	245	Sr.	1L	Pahokee, Fla./Reedley JC
82	Clay Sears	TE	6-4	223	Jr.	1L	Fredericksburg, Texas/NEO A&M
88	Slick Shelley	WR	6-4	200	Sr.	1L	Fort Smith, Ark./Tennessee
27	Kenny D. Sims	DB	5-11	197	Sr.	3L	St. Louis, Mo./Hazelwood Central
33	Kenny R. Sims	LB	6-0	210	Jr.	2L	Arlington, Texas/Seguin
4	Reid Singleton	DB	5-10	175	So.	SQ	Fort Worth, Texas/North Crowley
25	Anthony Smith	DB	5-9	202	Jr.	SQ	Houston, Texas/Clear Brook
29	Bobby Smith	DB	5-10	174	Fr.	GS	Putnam City, Okla./Putnam City
11	Justin Smith	WR	5-11	168	Fr.	RS	League City, Texas/Clear Creek
35	Michael Such	P	6-2	198	Jr.	2L	Allen, Texas/Nebraska Univ.
46	Mike Sullivan	TE	6-3	247	Sr.	SQ	Highlands Ranch, Colo./Highlands Ranch
75	Brandon Thomas	OT	6-5	274	So.	SQ	Cleveland, Ohio/Nordonia
94	Wayne Thompson	NG	6-0	285	Fr.	RS	Cedar Hill, Texas/Cedar Hill
2	A.J. Whitmore	WR	5-9	172	Jr.	2L	Nashville, Ark./Nashville
98	Maurice White	DE	6-6	246	Fr.	GS	Midwest City, Okla./Midwest City
7	Trent Wilkins	DB	5-11	198	Fr.	RS	Duncan, Okla./Duncan
41	Cody Wilson	LB	6-0	220	Fr.	HS	Broken Arrow, Okla./Lincoln Christian
23	Jamad Williams	RB	5-9	212	Jr.	2L	Midwest City, Okla./Midwest City

2009 SPRING SIGNEES

NAME	POS.	HT.	WT.	YR.	HOMETOWN/HS, JC or COLLEGE
*Shavodrick Beaver	QB	6-3	190	Fr.	Wichita Falls, Texas/Rider
Laquentin Black	CB	5-10	175	Jr.	Davis, Okla./North Iowa Area CC
Michael Brodsky	DS	6-1	210	Fr.	Alpharetta, Ga./Milton
Greg Brown	TE/DS	6-2	240	Fr.	Bixby, Okla./Bixby
Daeshon Bufford	DE	6-3	222	Fr.	Edmond, Okla./Santa Fe
Stetson Burnett	OL	6-4	308	Fr.	Lawton, Okla./MacArthur
*Brett Davis	WR	5-11	188	Fr.	Shawnee, Okla./Shawnee
Brian DeShane	OL	6-3	290	Fr.	Tulsa, Okla./Union
Trent Dupy	C	6-2	280	Fr.	Enid, Okla./Enid
Anthony Foster	WR	5-9	173	Fr.	Tulsa, Okla./Union
Shawn Jackson	LB	6-0	240	Fr.	Tulsa, Okla./McLain
Jordan James	WR	6-2	197	Fr.	Lafayette, La./St. Thomas More
Jack Jewell	DE	6-6	250	Fr.	Norman, Okla./Norman
Ricky Johnson	WR	6-2	19	Fr.	Lafayette, La./Carencro
Freeman Kelley	WR	5-11	165	Fr.	Lancaster, Texas/Lancaster
Dexter McCoil	SAF	6-4	175	Fr.	Lutcher, La./Lutcher
Gabe McGee	DT	6-1	305	Fr.	Duncan, Okla./Duncan
Brian Mincher	OL	6-3	280	Fr.	Jenks, Okla./Jenks
Antonio Parker	CB	5-10	165	Fr.	St. Rose, La./Destrehan
Tony Peoples	SAF	5-11	172	Fr.	The Colony, Texas/The Colony
Arthur Render	SAF	6-0	175	Jr.	Miami, Fla./Palomar JC
Alex Singleton	RB	6-1	235	Fr.	LaPlace, La./East St. John
Justin Skillens	WR	5-9	165	Fr.	Tulsa, Okla./BT Washington
Eric Sproal	OL	6-4	305	So.	Placentia, Calif./Santa Ana CC
*Cody Wilson	LB	6-0	220	Fr.	Broken Arrow, Okla./Lincoln Christian

* denotes midyear signees



UAB BLAZERS



QUICK FACTS

Location: Birmingham, Ala.
 Founded: 1969
 Enrollment: 16,246
 Nickname: Blazers
 Colors: Forest Green and Old Gold
 Stadium: Legion Field (72,000)
 President: Dr. Carol Z. Garrison
 Faculty Athletics Representative: Dr. Frank Messina
 Athletics Director: Brian Mackin
 Senior Woman Administrator: Derita Ratcliffe
 Basic Offense: Multiple
 Basic Defense: 4-3

FOOTBALL STAFF

Head Coach: Neil Callaway (Alabama '78)
 Alma Mater: Alabama '78
 Record at UAB: 6-18 (.250) 2 Seasons
 Career Record: 6-18 (.250) 2 Seasons

Offensive Coordinator/Tight Ends: Kim Helton (Florida '70)
 Defensive Coordinator/Safeties: Eric Schumann (Alabama '77)
 Cornerbacks: Corey Barlow (Auburn '92)
 Wide Receivers: Tim Bowens (Alabama '99)
 Defensive Line: Lorenzo Costantini (UTEP '90)
 Running Backs: Steve Davenport (Georgia Tech '88)
 Offensive Line: Will Friend (Alabama '98)
 Quarterbacks/Recruiting Coordinator: Tyson Helton (Houston '99)
 Linebackers: Tyson Summers (Presbyterian '02)
 Strength and Conditioning: Steve Martin (Alabama '88)
 Director of Football Operations: Ervin Lewis (Auburn '97)
 Director of Player Development: Jay Chapman (Samford '92)

FOOTBALL OFFICE

Phone: 205/934-7586 Fax: 205/975-9865

SPORTS INFORMATION

Associate A.D./Football SID: Norm Reilly
 Office Phone: 205/934-0722
 Cell Phone: 205/936-1793
 Fax: 205/934-7505
 E-Mail: nreilly@uab.edu
 Website: www.UABSports.com
 Press Box Phone: 205/326-3814

2009 SCHEDULE

Sept. 5	RICE
Sept. 12	SMU
Sept. 19	at Troy
Sept. 26	at Texas A&M
Oct. 1 (Thurs.)	SOUTHERN MISS (CBS C)
Oct. 17	at Mississippi
Oct. 24	at Marshall
Oct. 31	at UTEP
Nov. 7	FLORIDA ATLANTIC
Nov. 14	at Memphis
Nov. 21	at East Carolina
Nov. 27 (Fri.)	UCF (CBS C)

2008 RESULTS (4-8, 3-5 C-USA)

A30	TULSA	L	22-45	0-1
S6	at Florida Atlantic	L	34-49	0-2
S13	at Tennessee	L	3-35	0-3
S20	ALABAMA STATE	W	45-10	1-3
S27	at South Carolina	L	13-26	1-4
02	MEMPHIS	L	30-33	1-5
09	at Houston	L	20-45	1-6
018	MARSHALL	W	23-21	2-6
N1	at Southern Miss	L	14-70	2-7
N15	at Tulane	W	41-24	3-7
N22	EAST CAROLINA	L	13-17	3-8
N29	at UCF	W	15-0	4-8

Conference games in **bold italics**.
 Home games in ALL CAPS

NOTING THE BLAZERS

• In his first season as the full-time starter at quarterback, **Joe Webb** passed for 2,367 yards and rushed for 1,021. His rushing total set a Conference USA record for rushing yards in a single-season by a quarterback.

• Perhaps UAB's biggest void entering the 2009 season will be in the kicking game where the Blazers will have to replace **Swayze Waters**. Waters has been UAB's regular kicker and punter the past two years and last season became the first C-USA player in history to earn all-conference honors as a kicker and punter in the same season.

• UAB head coach **Neil Callaway**, set to begin his third season at the helm, has had no turnover among his full-time coaching staff since he arrived in Birmingham in December, 2006.

• UAB's defense improved dramatically during the 2008 season. The Blazers yielded an average of 37 points per game in the first three games of the season. In the final three, UAB allowed only 14 points per game, finishing with a 15-0 shutout at UCF in the season finale.

• It's been well-documented how thin UAB's roster was when **Neil Callaway** took over as the Blazers' head coach. The Blazers have had less than 68 scholarship players on hand the last two seasons. However, the roster will be much closer to full status in 2009 as Callaway expects the Blazers' scholarship numbers to be in the "82 range".



UAB BLAZERS



2009 PRESEASON RETURNEES

LETTERMEN

Returning/Lost: 51/14

STARTERS

Offensive Returning/Lost: 11/0

Defensive Returning/Lost: 7/4

Special Teams Returning/Lost: 0/3

OFFENSIVE STARTERS RETURNING

QB Joe Webb - 3,388 total offense yds, 2,367 pass, 1,021 rush, 11 rush TD, 10 pass TD
TE Jeffery Anderson - 23 rec., 368 yds., 3 TD, 16.0 avg., 43 long
WR Mark Ferrell - 13 rec., 177 yds., 13.6 avg., 35 long
WR Frantrell Forrest - 42 rec., 536 yds., 2 TD, 12.8 avg., 38 long
WR Mario Wright - 20 rec., 243 yds., 1 TD, 12.1 avg., 38 long
RB Rashaud Slaughter - 113 att., 514 yds., 4 TD, 4.5 avg., 38 long
OL Terence Edge - Played in all 12 games in 2008
OL Greg Bulls - Played in 11 games in 2008
OL Jake Seitz - Played in 11 games in 2008
OL Greg Calhoun - Played in 9 games in 2008
OL Adam Hollifield - Played in 8 games in 2008

DEFENSIVE STARTERS RETURNING

DE Anthony Barnes - 27 tackles, 6.5 TFL, 1.0 sack, 2 PBU, 2 QBH, 1 Safety
NG Tim Davis - 9 tackles, 1.0 TFL
LB Keon Harris - 47 tackles, 3.0 TFL, 2 QBH, 1 FR
DT D.J. Reese - 31 tackles, 2.5 TFL, 1 FR, 1 FF
CB Terrell Springs - 32 tackles, 4 PBU
DE Bryant Turner - 20 tackles, 7.0 TFL, 4.0 sacks, 1 QBH, 2 FF
LB Lamanski Ware - 23 tackles, 1.0 TFL, 1 INT, 1 PBU

KEY LOSSES

S Will Dunbar
S Matt Taylor
LB Joe Henderson
CB Kevin Sanders
H Cameron Cowart
SN Jeff Hamby
PK/P Swayze Waters

2008 STATISTICAL LEADERS

Rushing	Att.	Yds.	Avg.	TD	Long
Joe Webb	198	1021	5.2	11	41
Rashaud Slaughter	113	514	4.5	4	38
Justin Brooks	53	218	4.1	3	19
TOTALS	435	2027	4.7	19	41

Passing	Att.	Comp	Pct.	INT	Yards	TD
Joe Webb	353	208	.589	16	2367	10
TOTALS	353	208	.589	16	2367	10

Receiving	Rec	Yds.	Avg.	TD	Long
Frantrell Forrest	42	536	12.8	2	38
Rashaud Slaughter	29	176	6.1	1	21
Jeffery Anderson	23	368	16.0	3	43
Mario Wright	20	243	12.1	1	38
TOTALS	208	2367	11.4	10	43

Field Goals	Made-Att.	Pct.	Long
Swayze Waters	19-24	.792	50
TOTALS	19-24	.792	50

Punting	No.	Yards	Avg.	In 20	Long
Swayze Waters	55	2396	43.6	13	67
TOTALS	59	2555	43.3	14	67

Tackles	Solos	Ast	Total
Joe Henderson	54	32	86
Will Dunbar	32	36	68
Chase Daniel	34	13	47
Keon Harris	22	25	47
Matt Taylor	28	18	46
TOTALS	479	308	787

Interceptions	No.	Yds.	Avg.	TD
Kevin Sanders	7	55	7.9	0
Will Dunbar	2	34	17.0	0
TOTALS	16	214	13.4	1

2008 TEAM STATISTICS

Category	UAB	Opponents
First Downs	222	240
Rushes-Yards	435-2027	420-2004
Rushing Yards/Game	168.9	167.0
Passes Att./Comp./Int.	353-208-16	360-226-16
Completion Pct.	.589	.627
Passing Yards	2367	3155
Passing Yards/Game	197.2	262.9
Total Off. Plays/Yds	788-4394	780-5159
Total Offense/Game	366.2	429.9
Punts-Average	59-43.3	42-42.8
Punt Returns-Avg.	13-4.5	16-11.6
Kickoff Returns-Avg.	61-19.3	47-21.4
Interceptions-Yards	16-214	16-154
Fumbles-Lost	17-9	15-8
Penalties-Yards	83-783	61-567
3rd Down Conversions	64-165	68-151
3rd Down Conversion Percentage	.388	.450
4th Down Conversions	5-11	6-15
4th Down Conversion Percentage	.455	.400
Sacks By-Yards	15-116	23-172
Avg. Time of Possession	31:16	28:42



UAB BLAZERS

SPRING ROSTER

NO.	NAME	POS.	HT.	WT.	YR.	EXP.	HOMETOWN/HS, JC or COLLEGE
45	Sam Accursio	TE	6-1	238	So.	SQ	Homestead, Fla./South Dade
12	Nick Adams	WR	6-2	195	Jr.	JC	Walterboro, S.C./Fort Scott, Kan., CC
19	Ugonna Amarikwa	DB	6-0	180	So.	1L	Houston, Texas/Hightower
86	Jeffery Anderson	TE	6-3	255	Jr.	2L	Selma, Ala./Southside
56	Adam Arthur	OL	6-2	270	So.	1L	San Antonio, Texas/Reagan
32	Hiram Atwater	SAF	6-0	200	Jr.	JC	Decatur, Ga./Garden City, Kan., CC
95	Anthony Barnes	DE	6-3	255	So.	1L	Hazlehurst, Miss./Copiah-Lincoln, Miss. CC
38	Dexter Barnett	RB	5-10	175	So.	1L	Atlanta, Ga./Grady
6	Joseph Bento	QB	6-1	180	So.	SQ	The Woodlands, Texas/The Woodlands Christian Academy
20	Jimmie Blair	DB	6-1	200	So.	SQ	Jacksonville, N.C./Lejeune
21	Daniel Borne	RB	5-11	205	Jr.	JC	Avondale, La./Jones County, Miss., JC
30	Justin Brooks	RB	5-11	210	Jr.	1L	Dothan, Ala./Troy University
78	Greg Bulls	OL	6-4	300	Jr.	1L	Lubbock, Texas/Blinn College
64	Greg Calhoun	OL	6-5	300	So.	1L	Alexander City, Ala./Benjamin Russell
16	Roya Campbell	DB	6-0	180	So.	SQ	Huntsville, Ala./Johnson
70	Nick Cannady	DL	6-3	280	So.	SQ	Calera, Ala./Calera
4	Brandon Carlisle	DB	5-10	185	Sr.	3L	Auburn, Ala./Auburn
85	Rodell Carter	WR	6-4	220	Jr.	1L	Mount Pleasant, S.C./Georgia Military College
39	Daniel Clements	DB	5-11	200	So.	1L	Birmingham, Ala./Homewood
8	Marquis Coleman	DB	6-1	185	So.	1L	Chester, S.C./Chester
72	Logan Creel	OL	6-5	290	Jr.	2L	Loganville, Ga./Grayson
59	Sean Dailey	OL	6-3	265	So.	1L	Trussville, Ala./Hewitt-Trussville
31	Chase Daniel	DB	6-3	190	So.	1L	Birmingham, Ala./Hoover
74	Mike Davis	OL	6-0	280	So.	SQ	Lithonia, Ga./Tucker
91	Tim Davis	DL	6-0	265	Jr.	2L	Apopka, Fla./Apopka
93	Nick Davison	DT	6-0	275	So.	1L	Calhoun, Ga./Calhoun
50	David Decordova	DL	6-2	280	Jr.	SQ	Manhattan Beach, Calif./El Camino, Calif., College
44	Caleb Dyck	RB	5-10	215	Jr.	1L	Dothan, Ala./Dothan
55	Terence Edge	OL	6-2	295	Jr.	2L	Atlanta, Ga./Tri-Cities
10	Bryan Ellis	QB	6-2	200	So.	SQ	Byron, Ga./Peach County
25	Brock Ferguson	DB	6-2	200	Jr.	2L	Montgomery, Ala./Sidney Lanier
80	Mark Ferrell	WR	6-2	220	Sr.	1L	South Boston, Va./Mississippi Delta JC
2	Jae Fitzgerald	RB	5-11	200	So.	SQ	Dalzell, S.C./Crestwood
7	Frantrell Forrest	WR	6-2	195	Jr.	2L	Mobile, Ala./Shaw
65	Max Garcia	PK	6-0	170	Fr.	HS	Macon, Ga./Westside
90	Joe Happe	DL	6-4	260	Sr.	3L	Canton, Ga./Cherokee
89	Daryl Harris	WR	5-10	180	Sr.	3L	Bessemer, Ala./Jess Lanier
13	Keon Harris	LB	5-11	205	Jr.	2L	LaGrange, Ga./LaGrange
83	Brandon Heath	WR	6-3	195	Sr.	SQ	Decatur, Ga./Maryville College
51	Elliott Henigan	DL	6-4	240	So.	1L	Atlanta, Ga./Lovett School
3	Andre Hicks	DB	5-9	170	So.	1L	Atlanta, Ga./Lovett School
68	Adam Hollifield	OL	6-3	300	Jr.	2L	Hoover, Ala./Hoover
76	Todd Howanitz	DL	6-6	270	So.	SQ	Hanover Township, Pa./Hanover Area
17	David Isabelle	QB	6-3	185	R-Fr.	RS	Huntsville, Ala./Johnson
22	Mike Jones	WR	6-1	185	Jr.	2L	Nashville, Tenn./Hunters Lane
77	Jared Koechner	OL	6-5	285	Sr.	1L	Louisburg, Kan./Fort Scott, Kan., JC
61	Taylor Klein	SN	5-11	220	So.	SQ	Lexington, Ky./Paul L. Dunbar
84	Zach Lankford	TE	6-4	250	Sr.	3L	Dacula, Ga./Dacula
48	Drew Luker	LB	6-3	195	So.	1L	Sweet Water, Ala./Sweet Water
41	Austin McDaniel	WR	5-7	175	So.	SQ	Birmingham, Ala./Hewitt-Trussville
69	Jordan McDaniel	OL	6-2	275	So.	SQ	McDonough, Ga./Luella
71	Matt McCants	OL	6-7	295	So.	1L	Mobile, Ala./Williamson
27	Michael McRae	DB	5-11	180	Jr.	2L	Sarasota, Fla./Booker
15	Sylvester Mencer	WR	5-11	185	Sr.	3L	Birmingham, Ala./Midfield
40	Jim Mitchell	RB	5-10	185	Sr.	2L	Lawrenceville, Ga./Presbyterian College



UAB BLAZERS

NO.	NAME	POS.	HT.	WT.	YR.	EXP.	HOMETOWN/HS, JC or COLLEGE
37	Trey Ragland	PK	5-11	175	So.	SQ	Trussville, Ala./Hewitt-Trussville
97	D.J. Reese	DL	6-4	280	Jr.	2L	Daphne, Ala./Daphne
36	Paul Schoolar	WR	6-1	205	Sr.	SQ	Jemison, Ala./Jemison
75	Daniel Seahorn	OL	6-5	295	Sr.	1L	Houston, Texas/Tyler Texas JC
53	Jake Seitz	OL	6-2	290	Sr.	3L	Vestavia Hills, Ala./Vestavia Hills
52	Derek Slaughter	DL	6-2	245	Jr.	JC	Jonesboro, Ga./Coffeyville, Kan., CC
1	Rashaud Slaughter	RB	5-9	185	Sr.	3L	Adamsville, Ala./Minor
26	Justin Smartt	DB	5-11	175	Jr.	1L	Atlanta, Ga./Shiloh
29	Terrell Springs	DB	5-9	175	So.	1L	Chester, S.C./Chester
42	Ferson Stafford	DB	5-9	170	So.	SQ	Phenix, Ala./Central
73	Caleb Thomas	OL	6-3	290	So.	1L	Decatur, Ala./Decatur
24	Cameron Thompson	WR	6-6	190	Jr.	SQ	Little Rock, Ark./J.A. Fair
63	Willie Thompson	OL	6-6	295	Sr.	3L	Louisville, Ga./Jefferson County
94	Bryant Turner	DL	6-2	260	Jr.	2L	Daphne, Ala./Daphne
81	Joseph Waller	TE	6-4	290	Jr.	2L	Huntsville, Ala./Huntsville
35	Lamanski Ware	LB	6-2	205	So.	1L	Lanett, Ala./Lanett
57	Jarell Watters	LB	6-0	225	So.	1L	Thomasville, Ala./Thomasville
58	Katrell Watters	LB	6-0	235	So.	1L	Thomasville, Ala./Thomasville
5	Joe Webb	QB	6-4	220	Sr.	3L	Birmingham, Ala./Wenonah
92	Justin Wells	DL	6-4	285	Jr.	JC	Madison, Ala./Highland, Kan., CC
34	Daniel White	LB	6-2	220	Fr.	HS	Apopka, Fla./Hargrave Military Institute
33	Darrion Wilson	LB	6-3	220	Jr.	HS	Crawfordville, Fla./Jones County, Miss., JC
11	Mario Wright	WR	6-5	205	Jr.	2L	Birmingham, Ala./Minor

2009 SPRING SIGNEES

NAME	POS.	HT.	WT.	YR.	HOMETOWN/HS, JC or COLLEGE
*Nick Adams	WR	6-2	195	Jr.	Walterboro, S.C./Ft. Scott, Kan., CC
*Hiram Atwater	SAF	6-0	200	Jr.	Decatur, Ga./Garden City, Kan., CC
Patrick Bastien	DE	6-3	200	Fr.	Immokalee, Fla./Immokalee
*Daniel Borne	RB	5-11	205	Jr.	Avondale, La./Jones County, Miss., JC
Reginald Bryant	RB	5-11	205	Fr.	Cairo, Ga./Cairo
Marvin Burdette	LB	5-11	225	Fr.	Batesville, Ala./South Panola
David Conner	SAF	5-11	200	Fr.	Batesville, Ala./South Panola
Amos Draper	DE	6-3	245	Fr.	Tanner, Ala./Tanner
Joel Fiegler	QB	6-3	200	Jr.	Alcoa, Tenn./Georgia Military College
Chris Hubbard	OL	6-3	235	Fr.	Columbus, Ga./Carver
Kaycee Ike	OL	6-5	245	Fr.	Lawrenceville, Ga./Central Gwinnett
Greg Irvin	LB	5-10	195	Fr.	Demopolis, Ala./Demopolis
Caleb Lester	CB	5-10	170	Fr.	Atlanta, Ga./Douglass
Andrew Mahan	DE/TE	6-4	225	Fr.	Selma, Ala./Dallas County
Elliott McGaskin	SAF	6-1	200	Jr.	Mobile, Ala./Jones County, Miss., JC
Freddie Moore	WR	6-3	190	Fr.	Decatur, Ala./Austin
Ed Pruitt	TE	6-3	230	Fr.	Theodore, Ala./Theodore
Cornelius Richards	CB	6-2	185	Fr.	Northport, Ala./Tuscaloosa County
*Derek Slaughter	DE	6-2	245	Jr.	Jonesboro, Ga./Coffeyville, Kan. CC
*Justin Wells	DT	6-4	285	Jr.	Madison, Ala./Highland, Kan., CC
*Danny White	LB	6-2	220	Jr.	Apopka, Fla./Hargrave Military
*Darrion Wilson	DE	6-3	215	Jr.	Crawfordville, Fla./Jones County JC
Rashad Wynes	RB	6-1	214	Fr.	Warner Robins, Ga./Warner Robins

*Enrolled in January 2009



UCF KNIGHTS



QUICK FACTS

Location: Orlando, Fla.
 Founded: 1963
 Enrollment: 50,254
 Nickname: Knights
 Colors: Black and Gold
 Stadium: Bright House Networks Stadium (45,000)
 President: Dr. John C. Hitt
 Faculty Athletics Representative: Dr. Cynthia Young
 Athletics Director: Keith Tribble
 Senior Woman Administrator: Jessica Reo
 Basic Offense: Multiple
 Basic Defense: Multiple, 4-3

FOOTBALL STAFF

Head Coach: George O'Leary
 Alma Mater: New Hampshire '69
 Record at UCF: 26-36 (.419) 5 Seasons
 Career Record: 78-69 (.531) 12 Seasons

Defensive Backs: Gary Blackney (Connecticut '67)
 Linebackers/Recruiting Coordinator: Geoff Collins (Western Carolina '93)
 Defensive Coordinator: Dave Huxtable (Eastern Illinois '79)
 Running Backs: George Godsey (Georgia Tech '83)
 Wide Receivers: David Kelly (Furman '79)
 Offensive Line: Brent Key (Georgia Tech '01)
 Defensive Line: Jim Panagos (Maryland '96)
 Tight Ends/Special Team Coordinator: Tim Salem (Arizona State '85)
 Quarterbacks/Offensive Coordinator: Charlie Taaffe (Siena '73)

FOOTBALL OFFICE

Phone: 407/823-0961 Fax: 407/823-5397

SPORTS INFORMATION

Director of Communications/Football contact: Leigh Torbin
 Office Phone: 407/823-0994
 Cell Phone: 407/325-5703
 Fax: 407/823-5266
 E-Mail: ltorbin@athletics.ucf.edu
 Website: www.UCFathletics.com
 Press Box Phone: 407/882-0386

2009 SCHEDULE

Sept. 5 SAMFORD
Sept. 12 at Southern Miss
 Sept. 19 BUFFALO
Sept. 26 at East Carolina
Oct. 3 MEMPHIS
 Oct. 17 MIAMI (FLA.) (CBS C)
Oct. 24 at Rice
Nov. 1 (Sun.) MARSHALL (ESPN)
 Nov. 7 at Texas
Nov. 14 HOUSTON
Nov. 21 TULANE
Nov. 27 (Fri.) at UAB (CBS C)

2008 RESULTS (4-8, 3-5 C-USA)

A30	SOUTH CAROLINA STATE	W	17-0	1-0
S6	(17) SOUTH FLORIDA	L	24-31 (OT)	1-1
S20	at Boston College	L	7-34	1-2
S27	at UTEP	L	13-58	1-3
04	SMU	W	31-17	2-3
O11	at Miami (Fla.)	L	14-20	2-4
O26	at (18) Tulsa	L	19-49	2-5
N2	EAST CAROLINA	L	10-13 (OT)	2-6
N8	SOUTHERN MISS	L	6-17	2-7
N15	at Marshall	W	30-14	3-7
N22	at Memphis	W	28-21	4-7
N29	UAB	L	0-15	4-8

Conference games in **bold italics**.
 Home games in ALL CAPS

NOTING THE KNIGHTS

• UCF brings back the entire defensive coaching staff intact and six starters from a front seven that helped the Knights lead Conference USA in rushing defense (126.08 yards per game) and passing efficiency defense (107.46 rating) while ranking second in the conference in both total defense (333.75 ypg) and scoring defense (24.08 points per game).

• UCF's linebacking corps, already deep, will be bolstered this spring by the return of **Cory Hogue** and **Jordan Richards** who both missed much of the 2008 season with injuries. With **Lawrence Young** returning to the fold after a 10.5 tackle for loss season on the outside, this position group should prove to be stout once again.

• The Knights will bring back 10 of its 11 offensive starters in 2009, losing just first-team All-Conference USA left tackle Patrick Brown, a fixture in the UCF offense for 50 consecutive starts. In addition to the host of freshmen and sophomores who gained valuable experience in 2008, UCF will welcome back two of its top receivers, **A.J. Guyton** and **Rocky Ross**, both of whom were lost for the season due to injuries. UCF also brings starting H-Back **Corey Rabazinski** back to the active roster after missing half of the season with an injury.

• UCF was one of just four teams in the nation to start a true freshman at quarterback in the majority of its games last fall but **Rob Calabrese** will be a year older, wiser and stronger as he and redshirt sophomore **Joe Weatherford** work on their games with **Charlie Taaffe**, who will also serve as quarterbacks coach.

• Junior **Blake Clingan** is in line to be UCF's punter for the third consecutive season. The senior averaged 40.5 yards on his 88 punts a year ago after averaging 40.7 yards as a freshman in 2007.



UCF KNIGHTS



2009 PRESEASON RETURNEES

LETTERMEN

Returning/Lost: 44/12

STARTERS

Offensive Returning/Lost: 10/1

Defensive Returning/Lost: 6/5

Special Teams Returning/Lost: 4/2

OFFENSIVE STARTERS RETURNING

QB Rob Calabrese - 664 yds., 7 TD, 5 INT, 65-of-165 (39%)
 TB Brynn Harvey - 125 att., 519 yds., 1 TD, 4.2 avg., 50 long
 FB Ricky Kay - 7 rec., 37 yds., 1 TD, 5.3 avg.
 TE John Lubischer - Played in all 12 games, 1 TD
 WR Brian Watters - 42 rec., 594 yds., 3 TD, 14.1 avg., 62 long
 WR Kamar Aiken - 20 rec., 244 yds., 1 TD, 12.2 avg., 39 long
 WR Rocky Ross - 13 rec., 180 yds., 1 TD, 13.8 avg., 31 long
 OT Adam Nissley - Played in all 12 games
 OG Nick Pieschel - Played in all 12 games
 OG Jah Reid - Played in all 12 games
 C Ian Bustillo - Played in 8 games

DEFENSIVE STARTERS RETURNING

DE Jarvis Geathers - 35 tackles, 9.5 TFL, 5.5 sacks, 2 PBU, 3 QBH
 DT Bruce Miller - 52 tackles, 170 TFL, 70 sacks, 1 INT, 3 PBU, 11 QBH, 2 FF
 DT Torrell Troup - 52 tackles, 12.5 TFL, 2.0 sacks, 2 PBU, 4 QBH, 1 FF
 LB Derrick Hallman - 57 tackles, 8.0 TFL, 1.0 sacks, 1 INT, 6 PBU, 1 FR
 LB Chance Henderson - 57 tackles, 8.5 TFL, 3.5 sacks, 2 QBH
 LB Lawrence Young - 72 tackles, 10.5 TFL, 1.5 sacks, 1 INT, 5 PBU, 3 QBH

SPECIALISTS RETURNING

P/H Blake Clingan - 88 punts, 3,560 yds., 40.5 avg., 59 long
 LS Charlie Hughlett - Played in all 12 games
 KR Khymest Williams - 10 ret., 243 yds., 24.3 avg., 37 long

KEY LOSSES

CB Joe Burnett
 SS Sha'reff Rashad
 FS Jason Venson
 CB Johnell Neal
 C Mike Lavoie
 OT Patrick Brown

2008 STATISTICAL LEADERS

Rushing	Att.	Yds.	Avg.	TD	Long
Brynn Harvey	125	519	4.2	1	50
Ronnie Weaver	102	348	3.4	2	48
TOTALS	453	1359	3.0	8	50

Passing	Att.	Comp	Pct.	INT	Yards	TD
Rob Calabrese	165	65	.394	5	664	7
Michael Greco	107	52	.486	4	571	5
TOTALS	308	132	.429	11	1395	12

Receiving	Rec	Yds.	Avg.	TD	Long
Brian Watters	42	594	14.1	3	62
Kamar Aiken	20	244	12.2	1	39
Khymest Williams	17	114	6.7	3	19
TOTALS	132	1395	10.6	12	62

Field Goals	Made-Att.	Pct.	Long
Daren Daly	4-9	.444	54
TOTALS	8-15	.533	54

Punting	No.	Yards	Avg.	In 20	Long
Blake Clingan	88	3560	40.5	27	59
TOTALS	90	3560	39.6	27	59

Tackles	Solos	Ast	Total
Jason Venson	60	22	82
Lawrence Young	46	26	72
Sha'reff Rashad	54	18	72
Derrick Hallman	41	16	57
Chance Henderson	36	21	57
TOTALS	527	270	797

Interceptions	No.	Yds.	Avg.	TD
Sha'reff Rashad	5	87	17.4	0
Joe Burnett	4	103	25.8	0
TOTALS	18	311	17.3	1

2008 TEAM STATISTICS

Category	UCF	Opponents
First Downs	156	201
Rushes-Yards	453-1359	449-1513
Rushing Yards/Game	113.2	126.1
Passes Att./Comp./Int.	308-132-11	398-208-18
Completion Pct.	.429	.523
Passing Yards	1395	2492
Passing Yards/Game	116.2	207.7
Total Off. Plays/Yds	761-2754	847-4005
Total Offense/Game	229.5	333.8
Punts-Average	90-39.6	77-41.2
Punt Returns-Avg.	28-13.2	33-4.0
Kickoff Returns-Avg.	47-24.9	40-20.0
Interceptions-Yards	18-311	11-146
Fumbles-Lost	26-14	15-8
Penalties-Yards	68-627	69-581
3rd Down Conversions	55-188	70-198
3rd Down Conversion Percentage	.293	.354
4th Down Conversions	9-18	11-16
4th Down Conversion Percentage	.500	.688
Sacks By-Yards	30-188	33-257
Avg. Time of Possession	27:48	32:12



UCF KNIGHTS

SPRING ROSTER

NO.	NAME	POS.	HT.	WT.	YR.	EXP.	HOMETOWN/HS, JC or COLLEGE
81	Kamar Aiken	WR	6-2	211	Jr.	2L	Miami, Fla./Chaminade-Madonna
15	Chad Alexander	WR	6-2	214	So.	1L	Lake Wales, Fla./Lake Wales
22	Emery Allen	CB	5-9	177	Sr.	3L	Milton, Fla./Milton
21	Darin Baldwin	DB	5-11	200	Jr.	2L	Homestead, Fla./South Dade
26	Jordan Becker	DB	6-4	216	So.	SQ	Clearwater, Fla./Central Catholic
41	Nick Black	LB	5-11	231	Fr.	RS	Bemus Point, N.Y./Maple Grove
23	Justin Boddie	DB	6-2	184	Jr.	2L	Atlanta, Ga./North Atlanta
30	David Bohner	PK/P	6-0	171	So.	SQ	Matthews, N.C./Sun Valley/Navv
73	Ian Bustillo	OL	6-2	302	Sr.	2L	Miami, Fla./Killian
75	Mike Buxton	OL	6-8	317	Jr.	1L	Bonita Springs, Fla./Estero
4	Rob Calabrese	QB	6-2	218	So.	1L	Islip Terrace, N.Y./East Islip
52	Jack Carter	LB	6-2	229	So.	SQ	Miami, Fla./Coral Reef
16	Nick Cattoi	PK	6-5	209	So.	1L	Tampa, Fla./Gaither
41	Blake Clingan	P	6-3	228	Jr.	2L	Coral Springs, Fla./Coral Springs
62	Rey Cunha	OL	6-3	303	Fr.	RS	Miami, Fla./Jackson
25	Lyle Dankenbring	DB	5-10	197	Fr.	RS	Stuart, Fla./Martin County
7	Brandon Davis	RB	5-9	193	So.	1L	Suwanee, Ga./Peachtree Ridge
85	Willie Gaetjens	FB	6-5	245	So.	1L	Titusville, Fla./Titusville
73	Kevin Garvy	DE	6-3	225	Fr.	RS	Palm Beach, Fla./Cardinal Newman
99	Jarvis Geathers	DE	6-2	234	Sr.	1L	Andrews, S.C./Andrews/Feather River CC
61	James Getsee	SN	6-2	222	So.	SQ	Miami, Fla./Hialeah-Miami Lakes
32	Billy Giovanetti	RB	5-11	223	Fr.	RS	Winter Park, Fla./Bishop Moore
27	Nick Giovanetti	DB	5-9	187	So.	RS	Winter Park, Fla./Bishop Moore/Georgia Southern
68	Theo Goins	OL	6-4	320	Fr.	RS	Fort Bend, Texas/Hightower
67	Jake Goray	OL	6-5	282	So.	RS	Fort Walton Beach, Fla./Choctawhatchee
2	Michael Greco	S	6-3	222	Sr.	2L	Ft. Lauderdale, Fla./Cardinal Gibbons/Pearl River CC
3	A.J. Guyton	WR	5-11	189	So.	1L	Homestead, Fla./Homestead
38	Derrick Hallman	S	6-0	213	Jr.	2L	Fort Pierce, Fla./Fort Pierce Central
39	Omar Hansborough	DB	6-2	187	So.	SQ	Homestead, Fla./Homestead
47	T.J. Harnden	DT	6-3	240	Sr.	1L	Tallahassee, Fla./Lincoln
34	Brynn Harvey	RB	6-1	202	So.	1L	Largo, Fla./Largo
46	Rashidi Haughton	DE	6-3	272	Jr.	SQ	Miami, Fla./Hialeah
54	Chance Henderson	LB	6-1	240	Sr.	3L	Conyers, Ga./Heritage
59	Cory Hogue	LB	6-1	224	Sr.	3L	Naples, Fla./Naples
74	Chad Hounshell	OL	6-4	311	Fr.	RS	Mentor, Ohio/Lake Catholic
31	Austin Hudson	WR	6-1	196	Jr.	TR	Gainesville, Fla./Bucholz/Air Force
60	Charley Hughlett	SN	6-4	242	So.	1L	Tampa, Fla./Hillsborough
11	Richard Jackson	WR	6-2	205	Jr.	1L	Clermont, Fla./East Ridge/Notre Dame
43	Ricky Kay	HB	6-3	242	Jr.	2L	Deltona, Fla./DeLand
24	Brendan Kelly	RB	6-3	225	Fr.	RS	Shoreham, N.Y./Shoreham-Wading River
18	Vance King	DB	6-0	189	Fr.	RS	Stockbridge, Ga./Stockbridge
58	Tom Lewis	LB	6-2	221	So.	SQ	Seminole, Fla./Osceola
50	Josh Linam	LB	6-3	231	So.	1L	Tavares, Fla./Tavares
83	John Lubischer	TE	6-4	250	Jr.	1L	Boca Raton, Fla./Boca Raton Community/Duke
89	Kyle Madden	TE	6-3	240	So.	1L	Kennesaw, Ga./Harrison
92	Chris Martin	DL	6-5	279	Fr.	RS	Fort Walton Beach, Fla./Choctawhatchee
87	J.T. McArthur	WR	5-10	185	So.	SQ	Laurens, S.C./Laurens
49	Bruce Miller	DE	6-2	258	Jr.	2L	Canton, Ga./Woodstock
64	Jarien Moreland	OL	6-4	318	Fr.	RS	Belle Glade, Fla./Glades Central
28	Latavius Murray	RB	6-3	216	So.	1L	Nedrow, N.Y./Onandaga Central
53	Darius Nall	DE	6-3	253	So.	1L	Douglasville, Ga./Chapel Hill
9	Jamar Newsome	WR	6-2	201	Jr.	1L	St. Petersburg, Fla./Boca Ciega
88	Adam Nissley	TE	6-6	254	So.	1L	Cumming, Ga./South Forsyth
79	Zac Norris	OL	6-3	275	So.	SQ	Port St. Joe, Fla./Port St. Joe
72	Billy Offutt	OL	6-6	315	So.	SQ	Winter Park, Fla./Lake Howell
71	John Oliver	OL	6-6	276	Fr.	RS	LaGrange, Ga./Troup County
77	Nick Pieschel	OL	6-7	284	So.	1L	Fort Lauderdale, Fla./St. Thomas Aquinas
36	James Poe	RB	6-4	230	So.	SQ	Orlando, Fla. / Freedom / Georgia Military College



UCF KNIGHTS

NO.	NAME	POS.	HT.	WT.	YR.	EXP.	HOMETOWN/HS, JC or COLLEGE
97	Robert Pritchard	DE	6-4	217	Fr.	RS	Suwanee, Ga./North Gwinnett
84	Corey Rabazinski	TE	6-3	237	Sr.	3L	Winter Park, Fla./Winter Park
92	Jordan Rae	DE	6-2	257	Fr.	RS	Weston, Fla./Cypress Bay
76	Jah Reid	OL	6-7	310	Jr.	2L	Haines City, Fla./Haines City
56	Jordan Richards	LB	6-2	222	Sr.	2L	Cary, N.C./Cary Hargrave Military Academy
20	Josh Robinson	CB	5-10	181	Fr.	HS	Sunrise, Fla./Plantation
42	Loren Robinson	LB	6-3	209	Fr.	RS	Longwood, Fla./Lynam
70	Steven Robinson	OL	6-3	314	Fr.	RS	Tallahassee, Fla./Lincoln
5	Rocky Ross	WR	6-2	202	Sr.	3L	Jacksonville, Fla./Bolles School
32	Rashad Shaheed	DB	5-9	178	Sr.	TR	Pembroke Pines, Fla./Everglades/Florida A&M
18	Andy Slowik	QB	6-0	191	So.	RS	Bradenton, Fla./Lakewood Ranch
25	Jarrett Swaby	S	6-1	180	Fr.	HS	Belle Glade, Fla./Glades Day
80	Jim Teknipp	TE	6-6	213	Fr.	HS	Concord, Ohio/Riverside
55	Alex Thompson	LB	6-2	229	Sr.	3L	Gainesville, Fla./Buchholz
93	Brian Timm	DE	6-3	230	So.	SQ	Sarasota, Fla./Sarasota
95	Travis Timmons	DT	6-4	288	Sr.	3L	Gainesville, Fla./Buchholz
98	Torrell Troup	DT	6-3	315	Sr.	3L	Conyers, Ga./Salem
65	Wes Tunuufi Sauvao	OL	6-3	304	Jr.	1L	Leesville, La./Leesville
6	Brian Watters	WR	6-2	193	Jr.	2L	Rome, Ga./Rome
40	Reggie Weams	DB	6-0	191	Jr.	2L	Baton Rouge, La./Redemptorist
17	Joe Weatherford	QB	6-4	206	So.	1L	Land O'Lakes, Fla./Land O'Lakes
35	Ronnie Weaver	RB	6-0	200	So.	1L	Wabasso, Fla./Vero Beach
90	Ash Weekley	DE	6-4	225	Fr.	RS	Jacksonville, Fla./Bolles
48	David Williams	DE	6-2	212	Jr.	2L	Lexington, S.C./White Knoll
51	D.J. Williams	LB	6-1	205	Fr.	RS	Ft. Lauderdale, Fla./Cardinal Gibbons
82	Khymest Williams	WR	5-10	179	Jr.	2L	Lutcher, La./Lutcher
12	Marquee Williams	WR	6-0	201	Fr.	1L	Ocala, Fla./Vanguard
57	Lawrence Young	LB	6-0	205	Jr.	2L	Pensacola, Fla./Woodham

2009 SPRING SIGNEES

NAME	POS.	HT.	WT.	YR.	HOMETOWN/HS, JC or COLLEGE
Corey Ammons	DB	6-0	175	Fr.	Miami, Fla./Archbishop Carroll
A.J. Bouye	DB	6-0	175	Fr.	Tucker, Ga./Tucker
D.J. Brown	TE	6-4	220	Fr.	Ocala, Fla./Dunnellon
Brandon Bryant	DL	6-4	255	Fr.	Atlanta, Ga./Booker T. Washington
*Rey Cunha	OL	6-3	302	Fr.	Miami, Fla./Jackson
Frankie Davis	DL	6-2	285	Fr.	Clermont, Fla./East Ridge
Jonathan Davis	LB	5-9	205	Fr.	Lawrenceville, Ga./Tucker
Troy Davis	LB	6-2	217	Fr.	Lawrenceville, Ga./Berkmar
Nico Flores	QB	6-2	199	Fr.	Miami, Fla./North Miami Beach
Dontravius Floyd	WR	6-2	205	Fr.	Homestead, Fla./South Dade
Victor Gray	DL	6-4	229	Fr.	Orlando, Fla./Dr. Phillips
Javen Harris	LB	5-11	230	Fr.	Eufaula, Ala./Eufaula
Tay Irvin	DL	6-1	310	Fr.	LaGrange, Ga./Troup County
Kemal Ishmael	DB	5-11	192	Fr.	Miami, Fla./North Miami Beach
Abre Leggins	OL	6-4	300	Fr.	Orlando, Fla./Evans/Copiah-Lincoln JC
*Chris Martin	DL	6-5	270	Jr.	Fort Walton Beach, Fla./Choctawhatchee
Quincy McDuffie	DB	5-10	175	Fr.	Orlando, Fla./Edgewater
*James Poe	RB	6-4	226	Jr.	Orlando, Fla./Freedom/Georgia Military College
Josh Robinson	CB	5-10	184	Fr.	Sunrise, Fla./Plantation
Deon Simon	DL	6-4	260	Fr.	Baton Rouge, La./Glen Oaks
*Jarrett Swaby	S	6-1	180	Fr.	Belle Glade, Fla./Glades Day
*Jim Teknipp	TE	6-6	215	Fr.	Concord, Ohio/Riverside
*Marquee Williams	WR	6-0	202	Fr.	Ocala, Fla./Vanguard
Henry Wright	DB	6-1	195	Fr.	Orlando, Fla./Edgewater

* denotes midyear signees



UTEP MINERS



QUICK FACTS

Location: El Paso, Texas
 Founded: 1914
 Enrollment: 20,000
 Nickname: Miners
 Colors: Dark Blue, Orange, Silver Accent
 Stadium: Sun Bowl (51,500)
 President: Dr. Diana Natalicio
 Faculty Athletics Representative: Dr. Darla Smith
 Athletics Director: Bob Stull
 Senior Woman Administrator: Lisa Campos
 Basic Offense: 1-Back
 Basic Defense: 3-3-5

FOOTBALL STAFF

Head Coach: Mike Price
 Alma Mater: Puget Sound '69
 Record at UTEP: 30-30 (.500) 5 Seasons
 Career Record: 159-152 (.511) 27 Seasons

Associate Head Coach/Co-Off. Coordinator/Offense Line:
 Bob Connelly (Texas A&M-Commerce '94)
 Defense Coordinator/Linebackers: Osia Lewis (Oregon State '86)
 Co-Offensive Coordinator/Quarterbacks/Kickers:
 Aaron Price (Washington State '94)
 Assistant Head Coach/Tight Ends: Jeff Woodruff (Kent State '79)
 Running Backs/Punters/Special Teams and Recruiting Coordinator:
 Jeff Banks (Washington State '98)
 Defensive Line: DeChon Burns (USC '93)
 Safeties: Jim Clark (Washington State '00)
 Wide Receivers: Guy Holliday (Cheyney '87)
 Cornerbacks: Allen Johnson (Texas A&M-Commerce '99)
 Assistant AD for Football Operations: Nate Poss (Rice '78)
 Strength and Conditioning: Kirk Davis (Akrón '98)
 Graduate Assistant/Offense: Chad Raymond (Tarleton State '06)
 Graduate Assistant/Defense: Brian Zeches (Idaho State '05)
 Defensive Program Coordinator: Halakilangi Muagutu'i'a (UTEP '07)
 Defensive Program Coordinator: Robert Rodriguez (UTEP '04)

FOOTBALL OFFICE

Phone: 915/747-5224 Fax: 915/747-5027

SPORTS INFORMATION

SID: Jeff Darby
 Office Phone: 915/747-6652
 Cell Phone: 915/204-0642
 Fax: 915/747-5444
 E-Mail: jdarby@utep.edu
 Website: www.UTEPAthletics.com
 Press Box Phone: 915/747-5154

2009 SCHEDULE

Sept. 5 BUFFALO (CBS C)
 Sept. 12 KANSAS (CBS C)
 Sept. 19 at New Mexico State
 Sept. 26 at Texas
Oct. 3 HOUSTON
Oct. 10 at Memphis
Oct. 21 (Wed.) TULSA (ESPN)
Oct. 31 UAB
Nov. 7 at Tulane
Nov. 14 at SMU
Nov. 21 at Rice
Nov. 28 MARSHALL

2008 RESULTS (5-7, 4-4 C-USA)

A28	at Buffalo	L	17-42	0-1
S6	(9) TEXAS	L	13-42	0-2
S20	NEW MEXICO STATE	L	33-34	0-3
S27	UCF	W	58-13	1-3
O4	at Southern Miss	W	40-37 (2OT)	2-3
O11	TULANE	W	24-21	3-3
O18	at (19) Tulsa	L	35-77	3-4
N1	RICE	L	44-49	3-5
N8	at Louisiana-Lafayette (CSS)	W	37-24	4-5
N15	SMU	W	36-10	5-5
N22	at Houston	L	47-56	5-6
N28	at East Carolina	L	21-53	5-7

Conference games in **bold italics**.
 Home games in ALL CAPS

NOTING THE MINERS

• Junior QB **Trevor Vittatoo** had another outstanding season in 2008. He completed 246 of 418 passes for 3,274 yards and a school-record 33 touchdowns. Vittatoo tied for 20th nationally in total offense (270.3 ypg), and also ranked 20th in passing efficiency (146.39). He threw for three or more touchdowns in eight games last season and had a career-best 410 yards passing vs. SMU. In two years in El Paso, Vittatoo has thrown for more than 6,300 yards and 58 touchdowns with only 16 interceptions.

• The Miners return two of the most productive receivers in C-USA in senior **Jeff Moturi** and junior **Kris Adams**. Moturi is third in school history with 22 touchdown receptions after grabbing nine scoring strikes last fall. He finished the year with 51 catches for 655 yards. Adams caught 14 touchdown passes last season, the second-highest total in school history. He grabbed a total of 50 passes for 958 yards. The 23 combined touchdowns by Moturi and Adams are the most of any returning duo on the FBS this fall.

• The Miners defense will receive a boost with the return of junior DB **Braxton Amy**, who missed all of last season with a torn ACL. In 2007, he was an honorable mention All-Conference performer after leading UTEP with 112 tackles (82 solo).

• UTEP ended 2008 tied for 10th in the NCAA in turnover margin (+1.00), 14th in passing offense (284.2 ypg), 24th in passing efficiency (142.56), 25th in scoring offense (32.9 ppg) and 31st in total offense (406.5 ypg).

• Since **Mike Price** took over as head coach in 2004, UTEP has played 60 games and scored 30 or more points in 38 of those games. The Miners have topped the 40-point mark 17 times and their scoring average of 32.5 ppg under Price is the highest of any coach in school history.



UTEP MINERS



2009 PRESEASON RETURNEES

LETTERMEN

Returning/Lost: 55/17

STARTERS

Offensive Returning/Lost: 8/3

Defensive Returning/Lost: 7/4

Special Teams Returning/Lost: 1/1

OFFENSIVE STARTERS RETURNING

- QB Trevor Vittatoe - 3,274 yds., 33 TD, 9 INT, 246-of-418 (59%)
- WR Kris Adams - 50 rec., 958 yds., 14 TD, 19.2 avg., 85 long
- WR Jeff Moturi - 51 rec., 655 yds., 9 TD, 12.8 avg., 69 long
- WR Tufick Shadrawy - 20 rec., 284 yds., 14.2 avg., 40 long
- LG Cameron Raschke - Played in all 12 games in 2008
- RT Alex Solot - Played in 11 games in 2008
- LT Mike Aguayo - Played in 10 games in 2008
- RG Rod Huntley - Played in 6 games in 2008

DEFENSIVE STARTERS RETURNING

- Miner Braxton Amy - Missed 2008 w/ ACL injury, 3.5 TFL, 2 sacks and 3 INTs in 2007
- Miner Da'Mon Cromartie-Smith - 77 tackles, 2.0 TFL, 1.0 sack, 2 INT, 3 PBU
- NT Steve Riddick - 32 tackles, 5.0 TFL, 2.0 sacks, 1 PBU, 4 QBH, 1 FF
- RE Robert Soleyjacks - 28 tackles, 2.5 TFL, 1 PBU, 1 QBH, 4 FR, 1 TD
- LB Anthony Morrow - 44 tackles, 3.5 TFL, 2.0 sacks, 1 INT, 1 PBU, 1 FR
- CB Cornelius Brown - 29 tackles, 3 INT, 7 PBU, 1 FR
- CB Melvin Stephenson II - 38 tackles, 0.5 TFL, 2 INT, 5 PBU

SPECIALISTS RETURNING

- P Kyle Petersen - 46 punts, 1,978 yds., 43.0 avg., 60 long

KEY LOSSES

- C Robby Felix
- TE Jamar Hunt
- RB Terrell Jackson
- RS Josh Ferguson
- LE James Olalekan
- LB Nu'uese Punimata
- LB Adam Vincent
- PK Jose Martinez

2008 STATISTICAL LEADERS

Rushing	Att.	Yds.	Avg.	TD	Long
Terrell Jackson	107	451	4.2	2	28
James Thomas II	52	351	6.8	3	44
TOTALS	371	1468	4.0	10	55

Passing	Att.	Comp	Pct.	INT	Yards	TD
Trevor Vittatoe	418	246	.589	9	3274	33
TOTALS	448	258	.576	9	3410	34

Receiving	Rec	Yds.	Avg.	TD	Long
Jeff Moturi	51	655	12.8	9	68
Kris Adams	50	958	19.2	14	85
Jamar Hunt	31	367	11.8	2	33
Terrell Jackson	23	213	9.3	1	31
TOTALS	258	3410	13.2	34	85

Field Goals	Made-Att.	Pct.	Long
Jose Martinez	20-27	.741	64
TOTALS	20-27	.741	64

Punting	No.	Yards	Avg.	In 20	Long
Kyle Peterson	46	1978	43.0	16	60
TOTALS	54	2218	41.1	20	60

Tackles	Solos	Ast	Total
Adam Vincent	51	59	110
D. Cromartie-Smith	36	41	77
George Kelly	39	26	65
Josh Ferguson	27	29	56
Nuuese Punimata	18	30	48
TOTALS	444	480	924

Interceptions	No.	Yds.	Avg.	TD
Cornelius Brown	3	21	7.0	0
D. Cromartie-Smith	2	25	12.5	0
TOTALS	14	110	7.9	1

2008 TEAM STATISTICS

Category	UTEP	Opponents
First Downs	247	290
Rushes-Yards	371-1468	465-2384
Rushing Yards/Game	122.3	198.7
Passes Att./Comp./Int.	448-258-9	389-244-14
Completion Pct.	.576	.627
Passing Yards	3410	3243
Passing Yards/Game	284.2	270.2
Total Off. Plays/Yds	819-4878	854-5627
Total Offense/Game	406.5	468.9
Punts-Average	54-41.1	38-39.5
Punt Returns-Avg.	12-73	19-10.3
Kickoff Returns-Avg.	67-20.4	41-26.9
Interceptions-Yards	18-422	9-132
Fumbles-Lost	17-6	19-13
Penalties-Yards	73-688	72-687
3rd Down Conversions	70-168	74-151
3rd Down Conversion Percentage	.417	.490
4th Down Conversions	4-15	7-14
4th Down Conversion Percentage	.211	.500
Sacks By-Yards	23-146	27-234
Avg. Time of Possession	31:06	28:53



UTEP MINERS

SPRING ROSTER

NO.	NAME	POS.	HT.	WT.	YR.	EXP.	HOMETOWN/HS, JC or COLLEGE
25	Saul Adame	DB	5-10	185	Jr.	SQ	El Paso, Texas/Clint
2	Kris Adams	WR	6-3	195	Jr.	2L	Fort Worth, Texas/Everman
71	Mike Aguayo	OL	6-4	300	Sr.	3L	Lakewood, Calif./Los Alamitos
28	Nana Agyeman	DB	5-7	165	FR.	HS	Dallas, Texas/Mansfield Summit
89	Geoff Amato	TE	6-2	230	So.	1L	El Paso, Texas/Americas
14	Braxton Amy	DB	6-0	210	Jr.	2L	Richmond, Texas/Foster
63	Eloy Atkinson	OL	6-3	280	FR.	RS	Los Fresnos, Texas/Los Fresnos
82	Darius Austin	WR	5-8	180	FR.	RS	Houston, Texas/Booker T. Washington
43	Joe Banyard	RB	6-1	190	So.	SQ	Sweetwater, Texas/Sweetwater
22	Logan Barrett	K	6-1	175	Fr.	RS	Kennedale, Texas/Kennedale
21	Dustin Bell	DB	5-11	180	Sr.	1L	Dallas, Texas/Wilmer Hutchins/Bakersfield College
61	Deryck Beveridge	OL	6-8	305	Fr.	RS	Lakeside, Calif./El Capitan
30	Antwon Blake	DB	5-10	180	So.	1L	Jacksonville, Fla./Thurgood Marshall
81	Derek Brooks	WR	6-2	200	Fr.	RS	El Paso, Texas/Burges
47	Cornelius Brown	DB	6-0	200	Sr.	3L	Houston, Texas/Forest Brook
75	L.J. Brown	DL	6-5	275	Sr.	TR	Fort Lauderdale, Fla./Stranahan/Southwestern College
3	Donald Buckram	RB	5-10	190	Jr.	2L	Copperas Cove, Texas/Copperas Cove
57	Matt Camilli	LS	6-4	235	So.	SQ	Las Cruces, N.M./Mayfield
17	Russell Carr	WR	6-2	200	So.	1L	Chino Hills, Calif./Don Antonio Lugo
38	Isaiah Carter	LB	6-2	215	Jr.	2L	Converse, Texas/Judson
36	Sean Clark	RB	5-6	190	Jr.	SQ	Austin, Texas/McNeil
31	Austin Contreras	DB	5-10	190	So.	1L	El Paso, Texas/Americas
23	Da'Mon Cromartie-Smith	DB	6-2	210	Sr.	3L	Riverside, Calif./Rancho Verde
79	Tanner Cullumber	OL	6-4	280	Jr.	1L	Chandler, Ariz./Hamilton
11	Tim Curry	QB	6-4	215	Fr.	RS	Elysian Fields, Texas/Elysian Fields
3	Chancey Dariso	DB	5-10	190	Jr.	SQ	Oceanside, Calif./Oceanside
19	Evan Davis	WR	6-1	185	Jr.	2L	Los Angeles, Calif./Oceanside
29	Blake Dubose	RB	5-7	185	So.	SQ	Houston, Texas/Hightower
37	Michael Farrar	RB	5-7	200	So.	SQ	El Paso, Texas/Andress
20	Vernon Frazier	RB	5-7	165	So.	1L	Duncanville, Texas/Duncanville
1	Jeken Frye	WR	5-10	160	Fr.	RS	El Paso, Texas/Irvin
72	Daniel Garcia	OL	6-3	330	Sr.	SQ	El Paso, Texas/Franklin
35	Martin Garcia	LB	5-10	205	So.	SQ	Covina, Calif./South Hills
85	Elijah Goldtrap	TE	6-5	265	Jr.	2L	Los Angeles, Calif./Serrano
83	Manny Gomez	TE	6-2	260	So.	SQ	El Paso, Texas/Montwood
32	Landon Goodwell	LB	6-2	245	Sr.	3L	West Covina, Calif./Rio Hondo Prep
2	DeShawn Grayson	DB	6-0	190	Fr.	HS	Riverside, Calif./Rancho Verde
33	Giovanni Guerra	LB	6-0	215	Jr.	TR	West Covina, Calif./South Hills/College of the Desert
98	Greg Hiatt	P	6-5	225	Sr.	1L	San Antonio, Texas/William Howard Taft
42	Greg Holleman	LB	6-0	215	So.	1L	Lubbock, Texas/Monterrey
7	Pierce Hunter	WR	6-5	225	Jr.	2L	National City, Calif./Bonita Vista
74	Rod Huntley	OL	6-3	315	Jr.	2L	Arlington, Texas/Sam Houston
24	Jamie Irving	LB	6-0	225	So.	1L	Perris, Calif./Citrus Hill
40	Korey Jarka	LB	6-1	215	Fr.	RS	Sugar Land, Texas/Stephen F. Austin
20	Wiston Jeune	DB	6-3	205	Jr.	TR	Malden, Mass./Malden/Moorpark JC
84	Donavon Kemp	WR	6-1	180	So.	1L	DeSoto, Texas/DeSoto
96	Aaron King	DL	6-4	250	Sr.	1L	Houston, Texas/Elsik/Bakersfield College
87	Brandon Livingston	TE	6-5	285	Fr.	HS	El Paso, Texas/Hanks
60	Nathan McCage	OL	6-4	275	So.	SQ	Spring, Texas/Klein Collins
65	Anthony McNac	OL	6-4	325	Jr.	2L	Lancaster, Texas/Lancaster
64	Colby Meek	OL	6-4	305	Sr.	3L	Keller, Texas/Keller
73	Britt Mitchell	OL	6-7	305	Fr.	TR	Roscoe, Texas/Roscoe/Oklahoma
99	Chris Moore	DL	6-2	260	Sr.	3L	Houston, Texas/Jersey Village
88	Darrin Moore	WR	6-4	200	Fr.	RS	Indianapolis, Ind./Irving MacArthur
86	Jonny Moore	TE	6-5	250	Jr.	2L	San Antonio, Texas/John Marshall
11	Anthony Morrow	DB	6-0	205	Jr.	2L	Fallbrook, Calif./Union
6	Jeff Moturi	WR	6-0	190	Sr.	3L	Irving, Texas/MacArthur
76	Ruben Munoz	DL	6-0	270	Fr.	RS	El Paso, Texas/Eastwood
41	Mario Nunez	DL	6-0	210	Fr.	HS	Tornillo, Texas/Tornillo
46	Bernard Obi	DL	6-2	235	So.	1L	Pearland, Texas/Pearland
97	Charles Ofili	DL	6-3	285	Sr.	TR	Houston, Texas/Eisenhower/N.M. Military Institute
16	Jo Jo Ortiz	DB	6-1	190	Jr.	1L	El Paso, Texas/Eastwood
54	Will Osolinsky	OL	6-8	280	Jr.	2L	Phoenix, Ariz./North Canyon



UTEP MINERS

NO.	NAME	POS.	HT.	WT.	YR.	EXP.	HOMETOWN/HS, JC or COLLEGE
22	Daniel Palmer	RB	5-10	210	So.	1L	College Station, Texas/A&M Consolidated
15	Kyle Petersen	P	6-4	245	Jr.	2L	Alta Loma, Calif./South Hills
78	Cameron Raschke	OL	6-4	320	Sr.	3L	Kerrville, Texas/Tivy
27	Eric Reynolds	LB	5-11	230	Jr.	2L	Port Arthur, Texas/Memorial
95	Steve Riddick	DL	5-11	275	Sr.	3L	El Paso, Texas/Chapin
93	Tory Robinson	DL	6-3	290	Sr.	1L	San Diego, Calif./Mt. Miguel/Southwestern College
12	Nick Sampson	DB	6-0	200	So.	1L	Houston, Texas/Westfield
77	Paul Santillan	OL	6-4	280	Fr.	RS	Crosby, Texas/Crosby
98	Josh Scott	LB	6-4	210	Fr.	RS	Highland, Calif./Redlands East Valley
39	Mike Scott	K	6-1	150	So.	SQ	El Paso, Texas/Franklin
9	Tufick Shadrawy	WR	6-2	195	Sr.	3L	Arlington, Texas/Sam Houston
45	Austin Shaffer	DL	6-3	285	Fr.	RS	Odessa, Texas (Permian)
52	Royzell Smith	LB	6-1	215	So.	1L	Missouri City, Texas (Thurgood Marshall)
13	Robert Soleyjacks	DL	6-2	250	Jr.	2L	Amarillo, Texas/Highland Park
70	Alex Solot	OL	6-8	320	Jr.	1L	Tucson, Ariz./Rincon
8	Jeremy Springer	LB	6-3	220	So.	1L	Los Fresnos, Texas/Los Fresnos
4	Melvin Stephenson II	DB	5-10	185	Sr.	3L	Grand Prairie, Texas/South
66	Ty Stout	OL	6-6	295	Sr.	1L	Amarillo, Texas/Highland Park
34	Martel Strange	DB	5-10	190	Jr.	1L	Palm Springs, Calif./Cathedral City [Texas]
7	Drew Thomas	DB	5-10	175	Fr.	RS	Chicago, Ill./Ottawa Township
5	James Thomas II	QB/WR	5-11	190	Jr.	2L	Palestine, Texas/Thurgood Marshall
4	Corey Trisby	QB	6-2	195	Fr.	HS	San Diego, Calif./Herbert Hoover
5	Christian Van Dyke	RB	5-9	190	So.	SQ	Fairfield, Calif./
25	Chris Vassell	WR	5-10	200	Jr.	SQ	Sacramento, Calif./Christian Brothers
10	Trevor Vittatoe	QB	6-2	220	Jr.	2L	Bedford, Texas/Trinity
26	Roddray Walker	DB	6-1	215	Sr.	1L	Schertz, Texas/Samuel Clemens/N.M. Military Institute
1	Clarence Ward	DB	6-0	190	Sr.	1L	La Marque, Texas/La Marque/Santa Rosa JC
44	Greg Watkins	LB	6-5	220	Fr.	RS	Katy, Texas/Cypress Springs
17	Brian Wilkins	LB	6-2	245	Sr.	3L	Tustin, Calif./Tustin
34	Jason Williams	RB	5-10	215	Jr.	2L	Tyler, Texas/Robert E. Lee
18	John Wright	LB	6-2	210	Fr.	RS	Riverside, Calif./John W. North
15	Kyle Wright	QB	6-1	205	Sr.	2L	Santa Rosa, Calif./Cardinal Newman

2009 SPRING SIGNEES

NAME	POS.	HT.	WT.	YR.	HOMETOWN/HS, JC or COLLEGE
Aubrey Alexius	LB	6-0	200	Fr.	Cypress, Texas/Cy Springs
Adam Ayala	DL	6-5	265	Fr.	Huntsville, Texas/Huntsville
Brander Craighead	OL	6-6	265	Jr.	Ottawa, Ontario, Canada/Mother Teresa/Fork Union Military Academy
James Davidson	LB	6-2	215	Fr.	Huntsville, Texas/Huntsville
Lance Evbuomwan	OL	6-4	285	Jr.	Mentone, Calif./East Valley/Bakersfield JC
Wayne Frazier	OL	6-3	315	Fr.	Refugio, Texas/Refugio
Keldon Hampton	RB	6-1	220	Fr.	Eldorado, Ark./Dallas Kimball
Justin Hickman	LB	6-3	245	So.	Chicago, Ill./Hubbard/College of DuPage
Andy McCloud	QB	6-2	190	Fr.	The Woodlands, Texas/The Woodlands
Marlon McClure	WR/Ret.	5-9	160	Fr.	Tenaha, Texas/Tenaha
Montreyle McCormick	DB	5-10	180	Fr.	Arlington, Texas/Arlington Martin
Darren Mickens	LB	6-2	215	Fr.	El Paso, Texas/Parkland
Brandon Miller	DB	6-2	200	Jr.	Cincinnati, Ohio/Withrow/Bakersfield JC
Leilyon Myers	RB	6-1	225	So.	Compton, Calif./Lynnwood/Palomar JC
Hunter Nix	LB	6-0	215	Fr.	Prosper, Texas/Prosper
Garrette Nunn	RB	5-10	225	Fr.	Bellville, Texas/Bellville
Kevin Perry	TE/DL	6-5	230	Fr.	Opelousas, La./Houston Westbury Christian
Germard Reed	DL	6-2	240	Fr.	Lufkin, Texas/Lufkin
Richard Spencer	DB	6-2	200	Fr.	Moreno Valley, Calif./Rancho Verde
Jerel Watkins	OL	6-2	265	Fr.	Channelview, Texas/Channelview
Craig Wenrick	TE	6-5	235	Fr.	Flower Mound, Texas/Flower Mound



2008 AWARD WINNERS

ALL-CONFERENCE USA

FIRST TEAM OFFENSE

QB Chase Clement, Sr., Rice
RB Damion Fletcher, Jr., Southern Miss
RB Tarrion Adams, Sr., Tulsa
OL Sebastian Vollmer, Sr., Houston
OL Brandon Pearce, Sr., Memphis
OL Troy Kropog, Sr., Tulane
OL Justin Morsey, Sr., Tulsa
OL Robby Felix, Jr., UTEP
TE James Casey, So., Rice
WR Jarett Dillard, Sr., Rice
WR DeAndre Brown, Fr., Southern Miss
WR Brennan Marion, Sr., Tulsa

DEFENSE

DL Phillip Hunt, Sr., Houston
DL C.J. Wilson, Jr., East Carolina
DL Albert McClellan, Jr., Marshall
DL Clinton McDonald, Sr., Memphis
LB Gerald McRath, Jr., Southern Miss
LB Joe Henderson, Sr., UAB
LB Adam Vincent, Sr., UTEP
DB Van Eskridge, Jr., East Carolina
DB Kevin Sanders, Sr., UAB
DB Sha'reff Rashad, Sr., UCF
DB Joe Burnett, Sr., UCF

SPECIAL TEAMS

PK Jose Martinez, Jr., UTEP
P Swayze Waters, Sr., UAB
KR Joe Burnett, Sr., UCF
PR Joe Burnett, Sr., UCF
LS Craig Gelhardt, Sr., Tulane

SECOND TEAM OFFENSE

QB Case Keenum, So., Houston
RB Darius Marshall, So., Marshall
RB Curtis Steele, Jr., Memphis
OL Sean Allen, Jr., East Carolina
OL Brian Leggett, Sr., Marshall
OL David Berken, Sr., Rice
OL Pat Brown, Sr., UCF
OL Ryan McKee, Sr., Southern Miss
TE Mark Hafner, Sr., Houston
WR Tyron Carrier, Fr., Houston
WR Darius Passmore, Sr., Marshall
WR Emmanuel Sanders, Jr., SMU

DEFENSE

DL Anthony Gray, So., Southern Miss
DL Moton Hopkins, Sr., Tulsa
DL Bruce Miller, So., UCF
DL Torrell Troup, Jr., UCF
LB Pierre Bell, Sr., East Carolina
LB Maurice Kitchens, Sr., Marshall
LB Brian Raines, Sr., Rice
DB Kenneth Fontenette, Sr., Houston
DB C.J. Spillman, Sr., Marshall
DB James Lockett, Jr., Tulsa
DB Eddie Hicks, Jr., Southern Miss

SPECIAL TEAMS

PK Swayze Waters, Jr., UAB
P Ross Thevenot, Jr., Tulane
KR Damaris Johnson, Fr., Tulsa
PR Josh Ferguson, Sr., UTEP
LS Jeff Hamby, Sr., UAB

C-USA ALL-AMERICANS

WALTER CAMP

Second Team

WR - Jarett Dillard, Rice
KR - Joe Burnett, UCF

ASSOCIATED PRESS

Second Team

WR - Jarett Dillard, Rice

FWAA

First Team

WR - Jarett Dillard, Rice

SI.COM

First Team

KR - Joe Burnett, UCF

CBS SPORTS.COM

First Team

WR - Jarett Dillard, Rice

RIVALS.COM

First Team

KR - Joe Burnett, UCF

PHIL STEELE PUBLICATIONS

First Team

WR - Jarett Dillard, Rice

Third Team

TE - James Casey, Rice
KR - Joe Burnett, UCF
K - Jose Martinez, UTEP

Fourth Team

DE - Phillip Hunt, Houston

FRESHMAN ALL-AMERICANS

COLLEGE FOOTBALL NEWS.COM

First Team

WR - DeAndre Brown, Southern Miss
DB - Dewuan Bembry, Marshall

Second Team

RB - Bryce Beall, Houston
OT - Tyler Holmes, Tulsa
DB - Emmanuel Davis, East Carolina

Honorable Mention

QB - Austin Davis, Southern Miss
WR - Demaris Johnson, Tulsa
WR - Tyron Carrier, Houston
LB - Marcus McGraw, Houston

SPORTING NEWS

First Team

KR - Demaris Johnson, Tulsa

Second Team

RB - Bryce Beall, Houston
WR - DeAndre Brown, Southern Miss
CB - Emmanuel Davis, East Carolina
S - Travis Bradshaw, Rice

RIVALS.COM

First Team

WR - DeAndre Brown, Southern Miss
ATH - Damaris Johnson, Tulsa
CB - Emanuel Davis, East Carolina

Second Team

RB - Bryce Beall, Houston

FWAA

Offense

WR - DeAndre Brown, Southern Miss

Specialists

ATH - Damaris Johnson, Tulsa



2008 NCAA LEADERS

SCORING OFFENSE

9.	Jarett Dillard, Rice	9.23 ppg.
14.	James Casey, Rice	8.77 ppg.
16.	Jose Martinez, UTEP	8.75 ppg.
24.	Jarrod Tracy, Tulsa	8.31 ppg.
40.	Ben Hartman, East Carolina	7.91 ppg.
41.	Bryce Beall, Houston	7.85 ppg.
2.	TULSA	4.721 ppg.
18.	RICE	41.31 ppg.
10.	HOUSTON	40.62 ppg.
25.	UTEP	32.92 ppg.
31.	SOUTHERN MISS	30.62 ppg.
48.	MEMPHIS	27.15 ppg.

POINTS RESPONSIBLE FOR

1.	Chase Clement, Rice	26.62 ppg.
7.	Case Keenum, Houston	24.15 ppg.
5.	David Johnson, Tulsa	21.14 ppg.
13.	Trevor Vittatoe, UTEP	17.00 ppg.
18.	Austin Davis, Southern Miss	14.77 ppg.
35.	Bo Levi Mitchell, SMU	12.50 ppg.

RUSHING OFFENSE

17.	Damion Fletcher, Southern Miss	109.4 ypg.
18.	Tarrison Adams, Tulsa	108.8 ypg.
27.	Bryce Beall, Houston	95.92 ypg.
33.	Curtis Steele, Memphis	94.08 ypg.
35.	Darius Marshall, Marshall	91.58 ypg.
5.	TULSA	268.00 ypg.
22.	MEMPHIS	194.85 ypg.
24.	SOUTHERN MISS	192.46 ypg.
39.	UAB	168.92 ypg.

INDIVIDUAL PASSING

2.	Case Keenum, Houston	30.54 cpg.
9.	Chase Clement, Rice	25.08 cpg.
23.	Trevor Vittatoe, UTEP	20.50 cpg.
26.	Austin Davis, Southern Miss	20.08 cpg.
29.	Bo Levi Mitchell, SMU	19.67 cpg.
38.	David Johnson, Tulsa	18.43 cpg.

PASSING EFFICIENCY

2.	David Johnson, Tulsa	178.69
7.	Chase Clement, Rice	163.92
9.	Case Keenum, Houston	159.91
20.	Trevor Vittatoe, UTEP	146.39
3.	TULSA	174.46
7.	RICE	162.94
8.	HOUSTON	160.03
24.	UTEP	142.56

PASSING OFFENSE

2.	Case Keenum, Houston	386.2 ypg.
4.	Chase Clement, Rice	316.9 ypg.
9.	David Johnson, Tulsa	289.9 ypg.
13.	Trevor Vittatoe, UTEP	272.8 ypg.
25.	Austin Davis, Southern Miss	204.6 ypg.
28.	Bo Levi Mitchell, SMU	238.8 ypg.
2.	HOUSTON	401.6 ypg.
7.	RICE	327.2 ypg.
9.	TULSA	301.9 ypg.
14.	UTEP	284.2 ypg.
17.	SMU	272.9 ypg.
40.	SOUTHERN MISS	241.1 ypg.

TOTAL OFFENSE

1.	Case Keenum, Houston	403.2 ypg.
3.	Chase Clement, Rice	370.2 ypg.
12.	David Johnson, Tulsa	303.2 ypg.
15.	Joe Webb, UAB	282.3 ypg.
16.	Austin Davis, Southern Miss	279.7 ypg.
20.	Trevor Vittatoe, UTEP	270.3 ypg.
1.	HOUSTON	569.9 ypg.
2.	TULSA	562.8 ypg.
10.	RICE	470.9 ypg.
20.	SOUTHERN MISS	433.5 ypg.
26.	MEMPHIS	417.2 ypg.
31.	UTEP	406.5 ypg.

ALL-PURPOSE RUNNERS

5.	Damaris Johnson, Tulsa	176.79 ypg.
9.	Darius Marshall, Marshall	165.58 ypg.
26.	Tyron Carrier, Houston	141.85 ypg.

RECEPTIONS PER GAME

2.	James Casey, Rice	8.54 rpg.
19.	Emmanuel Sanders, SMU	6.70 rpg.
20.	Jarett Dillard, Rice	6.69 rpg.
22.	Mark Hafner, Houston	6.62 rpg.
30.	Tyron Carrier, Houston	6.15 rpg.
35.	Aldrick Robinson, SMU	5.90 rpg.

RECEIVING YARDS PER GAME

6.	Aldrick Robinson, SMU	104.70 ypg.
7.	James Casey, Rice	102.23 ypg.
8.	Jarett Dillard, Rice	100.77 ypg.
11.	Emmanuel Sanders, SMU	95.80 ypg.
23.	DeAndre Brown, SMU	85.92 ypg.
25.	Brennan Marion, Tulsa	85.54 ypg.
34.	Kris Adams, UTEP	79.83 ypg.
36.	Tyron Carrier, Houston	78.92 ypg.
37.	Darius Passmore, Marshall	78.75 ypg.

TOTAL RECEIVING YARDS

6.	James Casey, Rice	1,329 yds.
7.	Jarett Dillard, Rice	1,310 yds.
18.	DeAndre Brown, Southern Miss	1,117 yds.
20.	Brennan Marion, Tulsa	1,112 yds.
27.	Aldrick Robinson, SMU	1,047 yds.
32.	Tyron Carrier, Houston	1,026 yds.
38.	Emmanuel Sanders, SMU	958 yds.
38.	Kris Adams, UTEP	958 yds.
41.	Darius Passmore, Marshall	945 yds.

TOTAL DEFENSE

41.	EAST CAROLINA	333.00 ypg.
43.	UCF	333.75 ypg.

SCORING DEFENSE

30.	EAST CAROLINA	21.07 ppg.
-----	---------------	------------

RUSHING DEFENSE

33.	UCF	126.08 ypg.
37.	TULSA	129.50 ypg.

PASS DEFENSE

14.	TULANE	172.83 ypg.
46.	MEMPHIS	197.21 ypg.

PASS EFFICIENCY DEFENSE

18.	UCF	107.46
39.	EAST CAROLINA	116.24

INTERCEPTIONS

t1.	Kevin Sanders, UAB	(7) .58 ipg.
t19.	Sha'Reff Rashad, UCF	(5) .42 ipg.
t40.	Joe Burnett, UCF	(4) .33 ipg.
t40.	Johnell Neal, UCF	(4) .33 ipg.
t40.	Maurice Kitchens, Marshall	(4) .33 ipg.

PUNTING AVERAGE

2.	Ross Thevenot, Tulane	45.80 ypg.
14.	Matt Dodge, East Carolina	43.93 ypg.
16.	Swayze Waters, UAB	43.56 ypg.
19.	Kyle Peterson, UTEP	43.00 ypg.
33.	Thomas Morstead, SMU	41.78 ypg.

NET PUNTING

10.	EAST CAROLINA	3786 avg.
13.	UAB	3780 avg.
24.	SMU	3722 avg.
32.	MARSHALL	36.48 avg.
34.	HOUSTON	36.46 avg.
38.	MEMPHIS	36.30 avg.

PUNT RETURNS

10.	Joe Burnett, UCF	14.54 ypr.
11.	UCF	13.18 ypr.

KICKOFF RETURNS

7.	Joe Burnett, UCF	28.65 ypr.
20.	Darius Marshall, Marshall	26.33 ypr.
33.	Damaris Johnson, Tulsa	25.59 ypr.
6.	UCF	24.94 ypr.
8.	TULSA	24.64 ypr.

FIELD GOALS PER GAME

2.	Ben Hartman, East Carolina	(21)1.91 fpgp.
6.	Jose Martinez, UTEP	(20)1.67 fpgp.
9.	Swayze Waters, UAB	(19)1.58 fpgp.

TURNOVER MARGIN

7.	RICE	+1.15
t10.	UTEP	+1.00
t10.	SOUTHERN MISS	+1.00
38.	EAST CAROLINA	+0.36

FUMBLES RECOVERED

t7.	TULSA	16
t10.	RICE	15
t24.	UTEP	13
t29.	SOUTHERN MISS	12
t38.	EAST CAROLINA	11
t38.	SMU	11
t38.	MEMPHIS	11

TURNOVERS GAINED

t7.	EAST CAROLINA	33
t11.	RICE	31
t20.	SOUTHERN MISS	29
t32.	UTEP	27
t36.	UCF	26

TACKLES PER GAME

10.	Gerald McRath, USM	(137) 10.5 tpg.
24.	Adam Vincent, UTEP	(110) 9.17 tpg.
33.	Mario Harvey, Marshall	(107) 8.92 tpg.
39.	Pete Fleps, SMU	(106) 8.83 tpg.

SOLO TACKLES

7.	Gerald McRath, Southern Miss	(78) 6.00 stpg.
t12.	Pete Fleps, SMU	(68) 5.67 stpg.
22.	Andrew Sendejo, Rice	(59) 5.36 stpg.
31.	Justin Smart, SMU	(51) 5.10 stpg.
35.	Jason Venson, UCF	(60) 5.00 stpg.

SACKS

2.	Phillip Hunt, HOU	(14) 1.08 spg.
t27.	C.J. Wilson, East Carolina	(10) .75 spg.
30.	Clinton McDonald, Memphis	(7) .64 spg.
13.	TULSA	(38.0) 2.71 spg.
t26.	UCF	(30.0) 2.50 spg.

TACKLES FOR LOSS

t17.	Phillip Hunt, Houston	(18.5) 1.42 tpg.
21.	Bruce Miller, UCF	(17) 1.42 tpg.
t26.	C.J. Wilson, East Carolina	(18.5) 1.32 tpg.
3.	UCF	(36.5) 8.17 tpg.
36.	EAST CAROLINA	(36.8) 6.50 tpg.

PASSES DEFENDED

t3.	Brandon Binkley, Houston	(19) 1.46
t13.	Joe Burnett, UCF	(15) 1.25
t13.	Sha'Reff Rashad, UCF	(15) 1.25
t25.	Johnell Neal, UCF	(13) 1.08

FORCED FUMBLES

t10.	James Lockett, Tulsa	(5) 0.36
t29.	Cory Sonnier, Tulane	(3) 0.25
t29.	Logan Kelley, Tulane	(3) 0.25
t29.	Youri Yenga, SMU	(3) 0.25

FEWEST PENALTIES PER GAME

11.	TULSA	(61) 4.36 ppg.
t15.	MEMPHIS	(59) 4.54 ppg.
30.	RICE	(64) 4.92 ppg.

THIRD-DOWN EFFICIENCY

1.	TULSA	(110-of-193) 57.0
10.	RICE	(92-of-180) 51.1
11.	HOUSTON	(93-of-183) 50.8
20.	MEMPHIS	(91-of-196) 46.4
29.	SOUTHERN MISS	(92-of-209) 44.0

FOURTH-DOWN EFFICIENCY

10.	SOUTHERN MISS	(18-of-26) 69.2
35.	EAST CAROLINA	(9-of-16) 56.3



2008 STATS - ALL GAMES

INDIVIDUAL STATS

RUSHING

	G	ATT	YDS	AVG	TD	YDS/G
FLETCHER, D., USM	12	219	1313	6.0	10	109.4
ADAMS, Tarrion, TLS	14	247	1523	6.2	14	108.8
BEALL, Bryce, HOU	13	198	1247	6.3	13	95.9
STEELE, Curtis, MEM	13	218	1223	5.6	7	94.1
MARSHALL, D., MAR	12	224	1095	4.9	5	91.2
WEBB, Joe, UAB	12	198	1021	5.2	11	85.1
UGOKWE, C.J., RICE	13	167	809	4.8	2	62.2
CLEMENT, C., RICE	13	154	693	4.5	12	53.3
HARVEY, Brynn, UCF	10	125	519	4.2	1	51.9
WHITLEY, N., ECU	14	142	698	4.9	4	49.9

PASS EFFICIENCY

	G	ATT	CMP	INT	PCT	YDS	TD	EFF
JOHNSON, David, TLS	14	400	258	18	64.5	4059	46	178.7
CLEMENT, C., RICE	13	490	326	7	66.5	4119	44	163.9
KEENUM, Case, HOU	13	589	397	11	67.4	5020	44	159.9
VITTATOE, T., UTEP	12	418	246	9	58.9	3274	33	146.4
PINKNEY, Pat, ECU	14	363	223	7	61.4	2675	13	131.3
DAVIS, Austin, USM	13	454	261	8	57.5	3128	23	128.6
MITCHELL, B.L., SMU	12	410	236	23	57.6	2865	24	124.4
HALL, Arkelon, MEM	11	335	191	7	57.0	2275	12	121.7
WEBB, Joe, UAB	12	353	208	16	58.9	2367	10	115.5
MOORE, Kevin, TLN	12	323	181	13	56.0	2150	8	112.1

TOTAL OFFENSE

	G	RUSH	PASS	PLAYS	TOTAL	YDS/G
KEENUM, Case, HOU	13	221	5020	665	5241	403.2
CLEMENT, C., RICE	13	693	4119	644	4812	370.2
JOHNSON, David, TLS	14	186	4059	492	4245	303.2
WEBB, Joe, UAB	12	1021	2367	551	3388	282.3
DAVIS, Austin, USM	13	508	3128	609	3636	279.7
VITTATOE, T., UTEP	12	-31	3274	463	3243	270.2
MITCHELL, B.L., SMU	12	-140	2865	461	2725	227.1
HALL, Arkelon, MEM	11	200	2275	411	2475	225.0
PINKNEY, Pat, ECU	14	50	2675	453	2725	194.6
MOORE, Kevin, TLN	12	-54	2150	350	2096	174.7

RECEPTIONS/GAME

	G	REC	YDS	TD	AVG/C	YDS/G
CASEY, James, RICE	13	111	1329	13	12.0	8.54
SANDERS, E., SMU	10	67	958	9	14.3	6.70
DILLARD, Jarett, RICE	13	87	1310	20	15.1	6.69
HAFNER, Mark, HOU	13	86	907	11	10.5	6.62
CARRIER, Tyron, HOU	13	80	1026	9	12.8	6.15
ROBINSON, A., SMU	10	59	1047	11	17.7	5.90
BROWN, DeAndre, USM	13	67	1117	12	16.7	5.15
PASSMORE, D., MAR	12	56	945	7	16.9	4.67
MOTURI, Jeff, UTEP	12	51	655	9	12.8	4.25
FORREST, F., UAB	10	42	536	2	12.8	4.20

REC. YDS/GAME

	G	REC	YDS	TD	AVG/C	YDS/G
ROBINSON, A., SMU	10	59	1047	11	17.7	104.7
CASEY, James, RICE	13	111	1329	13	12.0	102.2
DILLARD, Jarett, RICE	13	87	1310	20	15.1	100.8
SANDERS, E., SMU	10	67	958	9	14.3	95.8
BROWN, DeAndre, USM	13	67	1117	12	16.7	85.9
MARION, Brennan, TLS	13	43	1112	8	25.9	85.5
ADAMS, Kris, UTEP	12	50	958	14	19.2	79.8
CARRIER, Tyron, HOU	13	80	1026	9	12.8	78.9
PASSMORE, D., MAR	12	56	945	7	16.9	78.8
HAFNER, Mark, HOU	13	86	907	11	10.5	69.8

ALL-PURPOSE

	G	RUSH	RCV	PR	KR	YDS	AVG/G
JOHNSON, D., TLS	14	327	743	23	1382	2475	176.8
MARSHALL, D., MAR	12	1095	98	0	790	1983	165.2
CARRIER, Tyron, HOU	13	140	1026	77	601	1844	141.8
BEALL, Bryce, HOU	13	1247	496	0	9	1752	134.8
FORREST, F., UAB	10	43	536	0	746	1325	132.5
FLETCHER, D., USM	12	1313	246	0	0	1559	129.9
CASEY, James, RICE	13	241	1329	112	0	1682	129.4
ADAMS, Tarrion, TLS	14	1523	213	0	19	1755	125.4
STEELE, Curtis, MEM	13	1223	187	0	50	1460	112.3
ROBINSON, A., SMU	10	0	1047	0	0	1047	104.7

INTERCEPTIONS

	G	INT	YDS	TD	INT/G
SANDERS, Kevin, UAB	12	7	55	0	0.58
RASHAD, S., UCF	12	5	87	0	0.42
BURNETT, Joe, UCF	12	4	103	0	0.33
NEAL, Johnell, UCF	12	4	88	1	0.33
KITCHENS, M., MAR	12	4	18	0	0.33
BRINKLEY, B., HOU	13	4	32	1	0.31
HICKS, Eddie, USM	13	4	10	0	0.31
WILSON, Justin, USM	13	4	3	0	0.31
ESKRIDGE, Van, ECU	14	4	89	1	0.29
DAVIS, Emanuel, ECU	14	4	58	1	0.29

PUNT RETURNS

	G	RET	YDS	TD	AVG
BURNETT, Joe, UCF	12	26	378	0	14.5
GRIFFIN, D.A., MEM	13	23	190	0	8.3
WATSON, Andre, USM	13	22	170	0	7.7
JOHNSON, Trae, TLS	14	21	143	0	6.8

KICKOFF RETURNS

	G	RET	YDS	TD	AVG
BURNETT, Joe, UCF	12	26	745	2	28.7
MARSHALL, D., MAR	12	30	790	0	26.3
JOHNSON, D., TLS	14	54	1382	1	25.6
FERGUSON, J., UTEP	12	24	572	0	23.8
CARRIER, Tyron, HOU	13	27	601	1	22.3
PARHAM, Fred, USM	13	28	620	0	22.1
HENDERSON, J., SMU	12	48	1056	0	22.0
SHEPHERD, J., RICE	13	41	885	0	21.6
FORREST, F., UAB	10	35	746	1	21.3
GRIFFIN, D.A., MEM	13	18	383	0	21.3

PUNTING

	G	PUNT	YDS	AVG
THEVENOT, Ross, TLN	12	45	2061	45.8
TURNER, Chase, HOU	13	41	1864	45.5
DODGE, Matt, ECU	14	73	3207	43.9
WATERS, Swayze, UAB	12	55	2396	43.6
PETERSEN, K., UTEP	11	46	1978	43.0
MORSTEAD, T., SMU	12	59	2465	41.8
SUTHERLAND, B., MEM	13	52	2127	40.9
BAREFOOT, Britt, USM	13	49	1987	40.6
CLINGAN, Blake, UCF	12	88	3560	40.5
WHITEHEAD, K., MAR	12	63	2438	38.7

FIELD GOALS

	G	FG	FGA	PCT	FG/G
HARTMAN, Ben, ECU	11	21	31	67.7	1.91
MARTINEZ, J., UTEP	12	20	27	74.1	1.67
WATERS, Swayze, UAB	12	19	24	79.2	1.58
MORSTEAD, T., SMU	12	11	15	73.3	0.92
BELL, Ben., HOU	11	10	15	66.7	0.91
TRACY, Jarod, TLS	13	10	13	76.9	0.77
THEVENOT, Ross, TLN	12	9	20	45.0	0.75
RATANAMORN, C., MAR	10	7	11	63.6	0.70
BAREFOOT, Britt, USM	13	9	15	60.0	0.69
FANGMEIER, C., RICE	13	6	10	60.0	0.46



SCORING	G	TD	XPT	FG	PTS	PTS/G
DILLARD, Jarett, RICE	13	20	0	0	120	9.2
CASEY, James, RICE	13	19	0	0	116	8.9
MARTINEZ, J., UTEP	12	0	45	20	105	8.8
TRACY, Jarod, TLS	13	0	78	10	108	8.3
HARTMAN, Ben, ECU	11	0	24	21	87	7.9
BEALL, Bryce, HOU	13	17	0	0	102	7.8
BELL, Ben, HOU	11	0	48	10	78	7.1
FANGMEIER, C., RICE	13	0	73	6	91	7.0
ADAMS, Kris, UTEP	12	14	0	0	84	7.0
WATERS, Swayze, UAB	12	0	24	19	81	6.8

TACKLES	G	UA	A	TOTAL	TPG
McRATH, Gerald, USM	13	78	59	137	10.5
VINCENT, Adam, UTEP	12	51	59	110	9.2
HARVEY, Mario, MAR	12	43	64	107	8.9
FLEPS, Pete, SMU	12	68	38	106	8.8
SENDEJO, Andrew, RICE	11	62	32	94	8.5
BRYAN, Mike, TLS	14	53	66	119	8.5
KITCHENS, M., MAR	12	37	60	97	8.1
McGRAW, Marcus, HOU	13	48	55	103	7.9
BELL, Pierre, ECU	13	57	43	100	7.7
SMART, Justin, SMU	10	51	23	74	7.4
JOHNSON, Nick, ECU	14	55	47	102	7.3
SONNIER, Corey, TLN	12	42	44	86	7.2
HENDERSON, Joe, UAB	12	54	32	86	7.2
LUBOJASKY, Cody, HOU	12	32	53	85	7.1
FONTENETTE, K., HOU	13	54	38	92	7.1
ESKRIDGE, Van, ECU	14	59	38	97	6.9
STARR, Alton, MEM	13	52	38	90	6.9
BRADSHAW, T., RICE	13	67	22	89	6.8
VENSON, Jason, UCF	12	60	22	82	6.8
BEMBRY, DeQuan, MAR	12	37	43	80	6.7
ABANIKANDA, T., USM	13	57	27	84	6.5
SPILLMAN, C.J., MAR	11	35	36	71	6.5
CROMARTIE-SMITH, UTEP	12	36	41	77	6.4
DUNBAR, Will, UAB	11	32	36	68	6.2
LONGSTREET, J., MEM	13	41	39	80	6.2
RASHAD, S., UCF	12	54	18	72	6.0
YOUNG, Lawrence, UCF	12	46	26	72	6.0
YENGA, Youri, SMU	12	50	22	72	6.0
CAVNESS, C.J., HOU	13	37	40	77	5.9
LOCKETT, James, TLS	14	43	39	82	5.9

SACKS	G	UA	A	TOTAL
HUNT, Phillip, HOU	13	14	0	14.0
WILSON, C.J., ECU	14	9	3	10.5
LOCKETT, James, TLS	14	7	3	8.5
MCDONALD, C., MEM	11	5	4	7.0
KELLEY, Logan, TLN	12	7	0	7.0
MILLER, Bruce, UCF	12	7	0	7.0
GRAY, Anthony, USM	13	6	0	6.0
GEATHERS, J., UCF	12	4	3	5.5
YENGA, Youri, SMU	12	5	1	5.5
LAW, Cordarro, USM	13	5	0	5.0

TACKLES FOR LOSS	G	TOTAL	Avg.
HUNT, Phillip, HOU	13	18.5	1.42
WILSON, C.J., ECU	14	18.5	1.32
MILLER, Bruce, UCF	12	17.0	1.42
LOCKETT, James, TLS	14	16.5	1.18
HENDERSON, Joe, UAB	12	12.5	1.04
TROUP, Torrell, UCF	12	12.5	1.04
HOPKINS, Moton, TLS	14	12.0	0.86
JACKSON, Greg, MEM	10	11.5	1.15
ABANIKANDA, T., USM	13	11.0	0.85
BRYAN, Mike, TLS	14	10.5	0.75

FUMBLES FORCED	G	TOTAL
LOCKETT, James, TLS	14	5
KELLEY, Logan, TLN	12	3
YENGA, Youri, SMU	12	3
SONNIER, Corey, TLN	12	3
SLATE, Zack, ECU	13	3
HUNT, Phillip, HOU	13	3
ABANIKANDA, T., USM	13	3
DESTIN, John, TLS	14	3
TURNER, Bryant, UAB	12	2
MILLER, Bruce, UCF	12	2

PASS BREAKUPS	G	TOTAL
BRINKLEY, B., HOU	13	19
RASHAD, S., UCF	12	15
BURNETT, Joe, UCF	12	15
NEAL, Johnell, UCF	12	13
BEMBRY, DeQuan, MAR	12	12
BELL, Derrius, SMU	11	10
DAVIS, Emanuel, ECU	14	12
BROWN, C., UTEP	12	10
HARRIS, Charles, TLN	12	10
SANDERS, Kevin, UAB	12	10

TEAM STATS	G	ATT	YDS	AVG	TD	YDS/G
RUSHING OFFENSE						
Tulsa	14	674	3752	5.6	40	268.0
Memphis	13	540	2533	4.7	25	194.8
Southern Miss	13	531	2502	4.7	29	192.5
UAB	12	435	2027	4.7	19	168.9
Houston	13	406	2095	5.2	23	161.2
Marshall	12	423	1889	4.5	13	157.4
Rice	13	449	1868	4.2	21	143.7
East Carolina	14	518	1769	3.4	17	126.4
UTEP	12	371	1468	4.0	10	122.3
Tulane	12	399	1421	3.6	14	118.4
UCF	12	453	1359	3.0	8	113.2
SMU	12	217	497	2.3	3	41.4

PASS OFFENSE	G	ATT	CMP	INT	PCT	YDS	AVG	TD	YDS/G
Houston	13	610	411	11	67.4	5221	8.6	45	401.6
Rice	13	516	339	7	65.7	4254	8.2	48	327.2
Tulsa	14	423	270	21	63.8	4226	10.0	47	301.9
UTEP	12	448	258	9	57.6	3410	7.6	34	284.2
SMU	12	476	269	25	56.5	3275	6.9	29	272.9
Southern Miss	13	457	262	9	57.3	3134	6.9	23	241.1
Memphis	13	437	247	12	56.5	2891	6.6	20	222.4
Tulane	12	409	228	15	55.7	2655	6.5	10	221.2
East Carolina	14	418	248	9	59.3	2996	7.2	15	214.0
UAB	12	353	208	16	58.9	2367	6.7	10	197.2
Marshall	12	351	176	14	50.1	2072	5.9	17	172.7
UCF	12	308	132	11	42.9	1395	4.5	12	116.2



TOTAL OFFENSE	G	RSH	PS	PLYS	YDS	AVG/P	TD	YDS/G	PASS EFF.	DEF.	ATT	CMP	INT	PCT	YDS	TD	EFF
Tulsa	14	3752	4226	1097	7978	7.3	87	569.9	UCF	398	208	18	52.3	2492	14	107.4	
Houston	13	2095	5221	1016	7316	7.2	68	562.8	East Carolina	439	263	22	59.9	2761	18	116.2	
Rice	13	1868	4254	965	6122	6.3	69	470.9	Southern Miss	447	260	17	58.2	2942	25	124.3	
Southern Miss	13	2502	3134	988	5636	5.7	52	433.5	Marshall	425	249	9	58.6	3044	18	128.5	
Memphis	13	2533	2891	977	5424	5.6	45	417.2	Memphis	349	190	7	54.4	2612	19	131.3	
UTEP	12	1468	3410	819	4878	6.0	44	406.5	Rice	478	271	16	56.7	3503	34	135.0	
UAB	12	2027	2367	788	4394	5.6	29	366.2	Houston	419	252	13	60.1	3098	27	137.3	
East Carolina	14	1769	2996	936	4765	5.1	32	340.4	Tulane	288	184	9	63.9	2074	18	138.8	
Tulane	12	1421	2655	808	4076	5.0	24	339.7	Tulsa	451	265	9	58.8	3495	32	143.3	
Marshall	12	1889	2072	774	3961	5.1	30	330.1	UAB	360	226	16	62.8	3155	22	147.7	
SMU	12	497	3275	693	3772	5.4	32	314.3	UTEP	389	244	14	62.7	3243	34	154.4	
UCF	12	1359	1395	761	2754	3.6	20	229.5	SMU	340	218	8	64.1	3047	33	166.7	

SCORING OFFENSE	TD	XP	2XP	DXP	FG	SAF	PTS	AVG
Tulsa	90	86	1	0	11	0	661	47.2
Rice	74	73	1	0	6	0	537	41.3
Houston	71	62	2	0	12	0	528	40.6
UTEP	48	45	0	1	20	0	395	32.9
Southern Miss	52	47	0	0	13	0	398	30.6
Memphis	45	41	0	0	14	0	353	27.2
East Carolina	38	34	0	0	22	0	328	23.4
UAB	31	24	2	0	19	1	273	22.8
SMU	32	29	0	1	11	0	256	21.3
Marshall	31	30	0	0	10	0	246	20.5
Tulane	25	23	0	0	9	0	200	16.7
UCF	25	23	0	0	8	1	199	16.6

TOTAL DEFENSE	RSH	PS	PLYS	YDS	AVG/P	TD	YDS/G
East Carolina	1901	2761	942	4662	4.9	34	333.0
UCF	1513	2492	847	4005	4.7	32	333.8
Memphis	1987	2612	775	4599	5.9	39	353.8
Southern Miss	1813	2942	875	4755	5.4	38	365.8
Tulsa	1813	3495	925	5308	5.7	45	379.1
Tulane	2621	2074	751	4695	6.3	48	391.2
Houston	2277	3098	966	5375	5.6	50	413.5
Marshall	1973	3044	923	5017	5.4	38	418.1
UAB	2004	3155	780	5159	6.6	47	429.9
Rice	2376	3503	939	5879	6.3	58	452.2
UTEP	2384	3243	854	5627	6.6	56	468.9
SMU	2707	3047	888	5754	6.5	57	479.5

PUNT RETURNS	G	RET	YDS	TD	AVG
UCF	12	28	369	0	13.2
East Carolina	14	29	268	1	9.2
Marshall	12	13	103	0	7.9
Houston	13	21	163	0	7.8
Memphis	13	29	221	0	7.6
Southern Miss	13	26	192	0	7.4
UTEP	12	12	88	0	7.3
Tulane	12	16	117	0	7.3
Tulsa	14	29	202	1	7.0
Rice	13	23	155	0	6.7
SMU	12	16	101	0	6.3
UAB	12	13	58	0	4.5

SCORING DEFENSE	TD	XP	2XP	DXP	FG	Saf	Pts	Avg/G
East Carolina	37	32	0	1	13	0	295	21.1
Southern Miss	39	34	0	0	15	0	313	24.1
UCF	34	33	1	0	16	1	289	24.1
Memphis	45	39	1	0	14	0	353	27.2
Marshall	39	35	1	0	19	2	332	27.7
Tulsa	50	45	1	0	14	1	391	27.9
Houston	52	50	1	1	12	0	402	30.9
UAB	49	48	0	0	11	0	375	31.2
Rice	59	55	0	0	8	0	433	33.3
Tulane	56	54	0	0	8	0	414	34.5
UTEP	60	54	0	0	10	0	444	37.0
SMU	59	49	2	0	17	0	458	38.2

KICKOFF RETURNS	G	RET	YDS	TD	AVG
UCF	12	47	1172	2	24.9
Tulsa	14	64	1577	1	24.6
Marshall	12	64	1338	0	20.9
East Carolina	14	47	982	1	20.9
Tulane	12	63	1298	0	20.6
Houston	13	61	1249	1	20.5
Rice	13	58	1182	0	20.4
UTEP	12	67	1365	0	20.4
SMU	12	69	1392	0	20.2
Southern Miss	13	55	1093	0	19.9
UAB	12	61	1176	1	19.3
Memphis	13	57	1069	0	18.8

TURNOVER MARGIN	(Gained)			(Lost)			MAR
	FUM	INT	TOT	FUM	INT	TOT	
Rice	15	16	31	9	7	16	+15
UTEP	13	14	27	6	9	15	+12
Southern Miss	12	17	29	7	9	16	+13
East Carolina	11	22	33	19	9	28	+5
UCF	8	18	26	14	11	25	+1
Memphis	11	7	18	5	12	17	+1
UAB	8	16	24	9	16	25	-1
Marshall	9	9	18	8	14	22	-4
Tulsa	16	9	25	9	21	30	-5
Tulane	8	9	17	7	15	22	-5
Houston	9	13	22	17	11	28	-6
SMU	11	8	19	7	25	32	-13

RUSHING DEFENSE	G	RUSH	YDS	AVG	TD	YDS/G
UCF	12	449	1513	3.4	18	126.1
Tulsa	14	474	1813	3.8	13	129.5
East Carolina	14	503	1901	3.8	16	135.8
Southern Miss	13	428	1813	4.2	13	139.5
Memphis	13	426	1987	4.7	20	152.8
Marshall	12	498	1973	4.0	20	164.4
UAB	12	420	2004	4.8	25	167.0
Houston	13	547	2277	4.2	23	175.2
Rice	13	461	2376	5.2	24	182.8
UTEP	12	465	2384	5.1	22	198.7
Tulane	12	463	2621	5.7	30	218.4
SMU	12	548	2707	4.9	24	225.6



PUNTING	PUNTS	AVG	PR	AVG	YDS/P
East Carolina	73	43.9	183	2.5	379
UAB	59	43.3	185	3.1	378
SMU	59	41.8	209	3.5	372
Marshall	66	377	63	1.0	36.5
Houston	41	45.5	209	5.1	36.5
Memphis	60	41.0	142	2.4	36.3
UTEP	54	41.1	195	3.6	36.0
UCF	90	39.6	132	1.5	35.9
Rice	56	38.3	230	4.1	33.8
Tulane	51	43.3	358	7.0	33.1
Tulsa	34	39.1	120	3.5	32.1
Southern Miss	60	39.8	329	5.5	30.7

FIELD GOALS	G	MADE	ATT	PCT.
UAB	12	19	24	.792
UTEP	12	20	27	.741
Memphis	13	14	19	.737
Tulsa	14	11	15	.733
SMU	12	11	15	.733
Houston	13	12	18	.667
East Carolina	14	22	35	.629
Marshall	12	10	16	.625
Rice	13	6	10	.600
Southern Miss	13	13	22	.591
UCF	12	8	15	.533
Tulane	12	9	20	.450

PAT KICKING	G	MADE	ATT	PCT.
Rice	13	73	73	1.000
UTEP	12	45	46	.978
Tulsa	14	86	88	.977
Houston	13	62	64	.969
Marshall	12	30	31	.968
SMU	12	29	30	.967
Southern Miss	13	47	49	.959
Tulane	12	23	24	.958
Memphis	13	41	43	.953
UCF	12	23	25	.920
East Carolina	14	34	37	.919
UAB	12	24	27	.889

FIRST DOWNS	G	RUSH	PASS	PEN	TOTAL
Tulsa	14	188	183	20	391
Houston	13	107	225	23	355
Rice	13	116	198	23	337
Memphis	13	149	131	29	309
Southern Miss	13	133	137	17	287
UTEP	12	78	147	22	247
East Carolina	14	104	126	11	241
UAB	12	101	104	17	222
Tulane	12	77	120	20	218
SMU	12	43	141	21	205
Marshall	12	101	85	15	201
UCF	12	74	72	10	156

3RD-DN CONVERSIONS	G	MADE	ATT	PCT.
Tulsa	14	110	193	57.0
Rice	13	92	180	51.1
Houston	13	93	183	50.8
Memphis	13	91	196	46.4
Southern Miss	13	92	209	44.0
UTEP	12	70	168	41.7
Tulane	12	71	176	40.3
UAB	12	64	165	38.8
East Carolina	14	76	206	36.9
Marshall	12	64	174	36.8
SMU	12	48	139	34.5
UCF	12	55	188	29.3

4TH-DN CONVERSIONS	G	MADE	ATT	PCT.
Southern Miss	13	18	26	69.2
East Carolina	14	9	16	56.2
Memphis	13	10	19	52.6
Marshall	12	10	20	50.0
UCF	12	9	18	50.0
Houston	13	10	20	50.0
Rice	13	8	17	47.1
UAB	12	5	11	45.5
SMU	12	4	9	44.4
Tulsa	14	9	21	42.9
Tulane	12	10	26	38.5
UTEP	12	4	15	26.7

PENALTIES	G	NO	YDS	AVG/G
Tulsa	14	61	518	37.0
Memphis	13	59	519	39.9
Rice	13	64	552	42.5
Marshall	12	64	544	45.3
SMU	12	74	585	48.8
UCF	12	68	627	52.2
Tulane	12	72	635	52.9
East Carolina	14	82	742	53.0
UTEP	12	73	688	57.3
Houston	13	82	757	58.2
UAB	12	83	783	65.2
Southern Miss	13	99	977	75.2



Emmanuel Sanders - SMU



2008 SUPERLATIVE STATS - ALL GAMES



C.J. Wilson - East Carolina



Duke Calhoun - Memphis

INDIVIDUAL GAME HIGHS

Points scored	30	Austin Davis, Southern Miss vs. UAB (Nov. 1, 2008)
Touchdowns scored	5	Austin Davis, Southern Miss vs. UAB (Nov. 1, 2008)
TD responsibility	7	David Johnson, Tulsa at North Texas (Sept. 06, 2008) [1r,6p]
	7	Chase Clement, Rice vs. North Texas (Sept. 27, 2008) [2r,5p]
	7	Case Keenum, Houston vs. Tulsa (Nov. 15, 2008) [1r,6p]
Points scored kicking	18	Jose Martinez, UTEP vs. SMU (Nov. 15, 2008) [5fg 3pat]
Total offense yards	513	Case Keenum, Houston at Rice (Nov. 29, 2008) [19r,494p]
Total offense plays	71	Austin Davis, Southern Miss at Rice (Oct. 18, 2008) [10r,61p]
Total offense yards/play	38.0	Darius Passmore, Marshall at Southern Miss (Sept. 20, 2008) [2-76]
Rushing yards	323	Tarrison Adams, Tulsa vs. Tulane (Nov. 22, 2008)
Rushing attempts	38	Andre Anderson, Tulane vs. Louisiana-Monroe (Sept. 20, 2008)
Yards per rush	38.0	Darius Passmore, Marshall at Southern Miss (Sept. 20, 2008) [2-76]
Rushing TDs	5	Austin Davis, Southern Miss vs. UAB (Nov. 01, 2008)
Longest rush	80	Darius Passmore, Marshall at Southern Miss (Sept. 20, 2008)
Passing yards	494	Case Keenum, Houston at Rice (Nov. 29, 2008)
Passing attempts	61	Case Keenum, Houston at Oklahoma State (Sept. 6, 2008)
	61	Austin Davis, Southern Miss at Rice (Oct. 18, 2008)
Passing TDs	6	Chase Clement, Rice vs. SMU (Aug. 29, 2008)
	6	David Johnson, Tulsa at North Texas (Sept. 6, 2008)
	6	David Johnson, Tulsa vs. New Mexico (Sept. 20, 2008)
	6	Chase Clement, Rice vs. Southern Miss (Oct. 18, 2008)
	6	Case Keenum, Houston vs. Tulsa (Nov. 15, 2008)
Longest pass	97	David Johnson, Tulsa vs. UTEP (Oct. 18, 2008)
	97	Austin Davis, Southern Miss vs. East Carolina (Nov. 15, 2008)
Passes completed	41	Case Keenum, Houston vs. UTEP (Nov. 22, 2008)
Had intercepted	5	Bo Levi Mitchell, SMU at Texas Tech (Sept. 13, 2008)
	5	David Johnson, Tulsa vs. East Carolina (Dec. 6, 2008)
Pass yards/attempt	20.1	Austin Davis, Southern Miss vs. UAB (Nov. 1, 2008) [7-141]
Receiving yards	233	Brennan Marion, Tulsa vs. UTEP (Oct. 18, 2008)
Receptions	12	Shawn Nelson, Southern Miss at Auburn (Sept. 6, 2008)
	12	James Casey, Rice at Vanderbilt (Sept. 13, 2008)
	12	DeAndre Brown, Southern Miss at Rice (Oct. 18, 2008)
	12	James Casey, Rice at UTEP (Nov. 1, 2008)
	12	James Casey, Rice vs. Houston (Nov. 29, 2008)
Yards per catch	38.8	Brennan Marion, Tulsa vs. UTEP (Oct. 18, 2008) [6-233]
Receiving TDs	4	Jarett Dillard, Rice vs. North Texas (Sept. 27, 2008)
	4	DeAndre Brown, Southern Miss at Rice (Oct. 18, 2008)
Longest reception	97	Brennan Marion, Tulsa vs. UTEP (Oct. 18, 2008)
	97	DeAndre Brown, Southern Miss vs. East Carolina (Nov. 15, 2008)
Field goal attempts	5	Ben Hartman, East Carolina vs. Marshall (Nov. 8, 2008)
	5	Jose Martinez, UTEP vs. SMU (Nov. 15, 2008)
	5	Swayze Waters, UAB at UCF (Nov. 29, 2008)
Field goals made	5	Jose Martinez, UTEP vs. SMU (Nov. 15, 2008)
	5	Swayze Waters, UAB at UCF (Nov. 29, 2008)
	5	Jose Martinez, UTEP vs. UCF (Sept. 27, 2008)
Longest field goal	64	Blake Clingan, UCF at Miami (Fla.) (Oct. 11, 2008)
Punts	11	Blake Clingan, UCF at Miami (Fla.) (Oct. 11, 2008) [11-418]
Yards punted	418	Blake Clingan, UCF at Miami (Fla.) (Oct. 11, 2008) [11-418]
Longest punt	73	Matt Dodge, East Carolina at Tulsa (Dec. 6, 2008)
Punting avg	59.5	Chase Turner, Houston at East Carolina (Sept. 27, 2008) [2-119]
Punt returns	6 oe	Burnett, UCF at Miami (Fla.) (Oct. 11, 2008)
Punt return yards	94	Joe Burnett, UCF vs. SMU (Oct. 4, 2008)
Longest punt return	37	Andre Watson, Southern Miss at Rice (Oct. 18, 2008)
Punt return TDs	1	T.J. Lee, East Carolina vs. Virginia Tech (Aug. 30, 2008)
	1	Slick Shelley, Tulsa vs. Rice (Oct. 4, 2008)
Punt return avg	23.7	Joe Burnett, UCF vs. USF (Sept. 6, 2008) [3-71]
Kick returns	9	Damaris Johnson, Tulsa at Houston (Nov. 15, 2008)
Kick return yards	211	Damaris Johnson, Tulsa vs. UTEP (Oct. 18, 2008)
Kick return avg	55.0	Joe Burnett, UCF at Miami (Fla.) (Oct. 11, 2008) [2-110]
Longest kick return	94	Damaris Johnson, Tulsa vs. UTEP (Oct. 18, 2008)
Kick return TDs	1	six tied with
Interceptions	3	Loyce Means, Houston vs. TULSA (Nov. 15, 2008)
Interception return yds.	95	Loyce Means, Houston vs. TULSA (Nov. 15, 2008)
Interception return avg.	38.5	Sha'reff Rashad, UCF at Marshall (Nov. 15, 2008) [2-77]
Longest interception rtn.	72	Travis Simmons, East Carolina at Tulsa (Dec. 06, 2008)
Interception return TDs.	1	tied with
All-purpose yards	326	Tarrison Adams, Tulsa vs. Tulane (Nov. 22, 2008)
Tackles	23.0	Pete Fleps, SMU at Navy (Oct. 25, 2008) [12-11]
Sacks	4.0	Clinton McDonald, Memphis vs. Arkansas State (Sept. 27, 2008) [3-2]
Tackles for loss	4.0	four tied with



2008 SUPERLATIVE STATS - ALL GAMES

TEAM GAME HIGHS



Torrell Troup - UCF



Damaris Johnson - Tulsa

Points	77	Rice vs. North Texas (Sept. 27, 2008)
Points scored kicking	77	Tulsa vs. UTEP (Oct. 18, 2008)
Touchdowns	18	UTEP vs. SMU (Nov. 15, 2008) [5fg,3pat]
Total offense yards	11	Rice vs. North Texas (Sept. 27, 2008)
Total offense plays	11	Tulsa vs. UTEP (Oct. 18, 2008)
Total offense yards/play	9.5	Tulsa vs. UTEP (Oct. 18, 2008) [321r,470p]
Rushing yards	489	Tulsa vs. East Carolina (Dec. 6, 2008) [55r,42p]
Rushing attempts	66	Tulsa at UAB (Aug 30, 2008) [63-601]
Yards per rush	8.3	Tulsa vs. Tulane (Nov. 22, 2008)
Rushing TDs	9	Memphis vs. Tulane (Nov. 29, 2008)
Longest rush	80	Tulsa vs. Tulane (Nov. 22, 2008) [59-489]
Passing yards	494	Southern Miss vs. UAB (Nov. 1, 2008)
Passing attempts	62	Marshall at Southern Miss (Sept. 20, 2008)
Passing TDs	6	Houston at Rice (Nov. 29, 2008)
Longest pass	97	Houston at Oklahoma State (Sept. 6, 2008)
Passes completed	41	Southern Miss at Rice (Oct. 18, 2008)
Had intercepted	5	eight tied with
Pass completion pct.	87.5	Tulsa vs. UTEP (Oct.18, 2008)
Yards per attempt	18.4	Southern Miss vs. East Carolina (Nov. 15, 2008)
Field goal attempts	6	Houston vs. UTEP (Nov. 22, 2008)
Longest field goal	64	SMU at Texas Tech (Sept. 13, 2008)
2-point PAT attempts	3	Tulsa vs. East Carolina (Dec. 6, 2008)
2-point PATs made	1	Southern Miss vs. UAB (Nov. 1, 2008) [7-8]
Punts	12	Southern Miss vs. UAB (Nov. 1, 2008) [8-147]
Longest punt	73	Southern Miss vs. UTEP (Oct. 4, 2008)
Yards punted	442	UTEP vs. UCF (Sept. 27, 2008)
Punting avg.	59.5	Houston at SMU (Oct. 18, 2008)
Punt returns	6	six tied with
Punt return yards	94	UCF at Miami (Fla.) (Oct. 11, 2008)
Punt return avg.	23.7	East Carolina at Tulsa (Dec. 6, 2008)
Punt return TDs	1	UAB at Houston (Oct. 9, 2008) [9-442]
Longest punt return	37	Houston at East Carolina (Sept. 27, 2008) [2-119]
Kick returns	12	Houston vs. Southern (Aug. 30, 2008)
Kick return yards	239	UCF at Miami (Fla.) (Oct. 11, 2008)
Kick return avg.	55.0	UCF vs. SMU (Oct. 4, 2008)
Longest kick return	94	UCF vs. USF (Sept. 6, 2008) [3-71]
Kick return TDs	1	East Carolina vs. Virginia Tech (Aug. 30, 2008)
Interceptions	5	Tulsa vs. Rice (Oct. 4, 2008)
Interception return yds.	117	Southern Miss at Rice (Oct. 18, 2008)
Interception return avg.	39.5	UTEP at Tulsa (Oct. 18, 2008)
Longest interception rtn.	72	Marshall at West Virginia (Sept. 27, 2008)
Interception return TDs.	2	UCF at Miami (Fla.) (Oct. 11, 2008) [2-110]
Fumbles lost	4	Tulsa vs. UTEP (Oct. 18, 2008)
Fumbles recovered	4	six tied with
Sacked by opp.	9	East Carolina at Tulsa (Dec. 6, 2008)
QB sacks	9	East Carolina at Tulsa (Dec. 6, 2008)
Turnovers committed	7	Rice at Memphis (Sept. 6, 2008) [2-79]
Turnovers caused	7	East Carolina at Tulsa (Dec. 6, 2008)
Kicks blocked	2	Rice vs. North Texas (Sept. 27, 2008)
First downs	36	UCF at UTEP (Sept. 27, 2008)
1st downs rushing	22	UTEP vs. UCF (Sept. 27, 2008)
1st downs passing	22	UCF at Tulsa (Oct. 26, 2008)
1st downs by penalty	5	Tulsa vs. UCF (Oct. 26, 2008)
Penalties	12	Tulsa vs. East Carolina (Dec. 6, 2008)
Penalties yards	148	East Carolina at Tulsa (Dec. 6, 2008)
		Houston at Colorado State (Sep 20, 2008)
		Rice vs. North Texas (Sep 27, 2008)
		East Carolina vs. Kentucky (Jan 2, 2009)
		Tulsa vs. UTEP (Oct. 18, 2008)
		Southern Miss vs. Louisiana-Lafayette (Aug 30, 2008)
		Memphis vs. Tulane (Nov 29, 2008)
		Southern Miss at Rice (Oct. 18, 2008)
		SMU vs. Houston (Oct. 18, 2008)
		UTEP vs. Rice (Nov. 1, 2008)
		Tulane at Houston (Nov. 8, 2008)
		UCF vs. USF (Sept. 6, 2008)
		Houston vs. Tulane (Nov. 8, 2008)
		UCF vs. USF (Sept. 6, 2008)



2008 STATS - CONFERENCE USA GAMES

INDIVIDUAL STATS

RUSHING						
G	ATT	YDS	AVG	TD	YDS/G	
FLETCHER, D., USM	7	134	828	6.2	6	118.3
ADAMS, Tarrion, TLS	8	155	928	6.0	8	116.0
BEALL, Bryce, HOU	8	143	897	6.3	11	112.1
MARSHALL, D., MAR	8	159	866	5.4	3	108.2
WEBB, Joe, UAB	8	143	734	5.1	9	91.8
STEELE, Curtis, MEM	8	133	700	5.3	6	87.5
UGOKWE, C.J., RICE	8	113	561	5.0	1	70.1
HARVEY, Brynn, UCF	7	116	485	4.2	1	69.3
WHITLEY, N., ECU	8	107	449	4.2	2	56.1
CLEMENT, C., RICE	8	94	418	4.4	7	52.2

PASS EFFICIENCY								
G	ATT	CMP	INT	PCT	YDS	TD	EFF	
JOHNSON, David, TLS	8	208	136	8	65.4	2176	25	185.2
KEENUM, Case, HOU	8	340	235	6	69.1	3242	27	171.9
CLEMENT, C., RICE	8	314	203	6	64.6	2577	31	162.3
VITTATOE, T., UTEP	8	295	175	5	59.3	2481	26	155.7
HALL, Arkelon, MEM	6	167	102	4	61.1	1261	8	135.5
PINKNEY, Pat, ECU	8	192	123	6	64.1	1404	7	131.3
DAVIS, Austin, USM	8	284	161	4	56.7	1999	15	130.4
MITCHELL, B.L., SMU	8	285	163	15	57.2	1965	17	124.3
CANN, Mark, MAR	7	174	91	6	52.3	1098	11	119.3
WEBB, Joe, UAB	8	221	132	11	59.7	1496	6	115.6

TOTAL OFFENSE						
G	RUSH	PASS	PLAYS	TOTAL	YDS/G	
KEENUM, Case, HOU	8	82	3242	386	3324	415.5
CLEMENT, C., RICE	8	418	2577	408	2995	374.4
VITTATOE, T., UTEP	8	-3	2481	327	2478	309.8
DAVIS, Austin, USM	8	363	1999	373	2362	295.2
JOHNSON, D., TLS	8	144	2176	259	2320	290.0
WEBB, Joe, UAB	8	734	1496	364	2230	278.8
MITCHELL, B.L., SMU	8	-86	1965	315	1879	234.9
HALL, Arkelon, MEM	6	99	1261	208	1360	226.7
PINKNEY, Pat, ECU	8	18	1404	233	1422	177.8
MOORE, Kevin, TLN	8	-43	1380	225	1337	167.1

RECEPTIONS/GAME						
G	REC	YDS	TD	AVG/C	YDS/G	
CASEY, James, RICE	8	70	897	12	12.8	8.75
SANDERS, E., SMU	6	42	605	6	14.4	7.00
HAFNER, Mark, HOU	8	55	573	4	10.4	6.88
BROWN, D., USM	8	51	882	11	17.3	6.38
CARRIER, Tyron, HOU	8	51	749	6	14.7	6.38
DILLARD, Jarett, RICE	8	51	703	11	13.8	6.38
ROBINSON, A., SMU	6	38	704	7	18.5	6.33
BEASLEY, Cole, SMU	7	36	338	3	9.4	5.14
HARRIS, Dwayne, ECU	6	30	302	1	10.1	5.00
ADAMS, Kris, UTEP	8	36	743	12	20.6	4.50

REC. YDS/GAME						
G	REC	YDS	TD	AVG/C	YDS/G	
ROBINSON, A., SMU	6	38	704	7	18.5	117.3
CASEY, James, RICE	8	70	897	12	12.8	112.1
BROWN, D., USM	8	51	882	11	17.3	110.2
SANDERS, E., SMU	6	42	605	6	14.4	100.8
CARRIER, Tyron, HOU	8	51	749	6	14.7	93.6
ADAMS, Kris, UTEP	8	36	743	12	20.6	92.9
DILLARD, Jarett, RICE	8	51	703	11	13.8	87.9
MARION, Brennan, TLS	8	24	701	5	29.2	87.6
PASSMORE, D., MAR	8	34	653	5	19.2	81.6
HAFNER, Mark, HOU	8	55	573	4	10.4	71.6

ALL-PURPOSE									
G	RUSH	RCV	PR	KR	YDS	AVG/G			
CARRIER, Tyron, HOU	8	114	749	43	516	1422	177.8		
JOHNSON, D., TLS	8	144	335	16	860	1355	169.4		
MARSHALL, D., MAR	8	866	39	0	424	1329	166.1		
BEALL, Bryce, HOU	8	897	380	0	9	1286	160.8		
CASEY, James, RICE	8	214	897	87	0	1198	149.8		
FLETCHER, D., USM	7	828	81	0	0	909	129.9		
ADAMS, Tarrion, TLS	8	928	76	0	0	1004	125.5		
FORREST, F., UAB	7	43	243	0	551	837	119.6		
ROBINSON, A., SMU	6	0	704	0	0	704	117.3		
BROWN, D., USM	8	2	882	0	0	884	110.5		


INTERCEPTIONS					
G	INT	YDS	TD	INT/G	
SANDERS, Kevin, UAB	8	6	55	0	0.75
MEANS, Loyce, HOU	7	4	160	1	0.57
BURNETT, Joe, UCF	8	4	103	0	0.50
DAVIS, Emanuel, ECU	8	4	58	1	0.50
KITCHENS, M., MAR	8	4	18	0	0.50
WILSON, Justin, USM	8	4	3	0	0.50
McCANN, Bryan, SMU	7	3	0	0	0.43
RASHAD, S., UCF	8	3	81	0	0.38
SKEHAN, David, TLN	8	3	59	0	0.38
BRINKLEY, B., HOU	8	3	32	1	0.38

PUNT RETURNS					
G	RET	YDS	TD	AVG	
BURNETT, Joe, UCF	8	12	170	0	14.2
GRIFFIN, D.A., MEM	8	17	157	0	9.2
WATSON, Andre, USM	8	16	145	0	9.1
JOHNSON, Trae, TLS	8	13	97	0	7.5
FREENEY, Darryl, ECU	8	10	64	0	6.4

KICKOFF RETURNS					
G	RET	YDS	TD	AVG	
JOHNSON, D., TLS	8	34	860	1	25.3
FERGUSON, J., UTEP	8	20	473	0	23.6
MARSHALL, D., MAR	8	18	424	0	23.6
BURNETT, Joe, UCF	8	14	325	0	23.2
GRIFFIN, D.A., MEM	8	12	276	0	23.0
PARHAM, F., USM	8	17	386	0	22.7
CARRIER, Tyron, HOU	8	23	516	1	22.4
HARRIS, Dwayne, ECU	6	11	245	0	22.3
HENDERSON, J., SMU	8	34	754	0	22.2
FORREST, F., UAB	7	25	551	1	22.0

PUNTING				
G	PUNT	YDS	AVG	
THEVENOT, Ross, TLN	8	33	1533	46.5
TURNER, Chase, HOU	8	25	1149	46.0
DODGE, Matt, ECU	8	38	1698	44.7
WATERS, Swayze, UAB	8	40	1764	44.1
PETERSEN, Kyle, UTEP	7	32	1361	42.5
MORSTEAD, T., SMU	8	40	1692	42.3
CLINGAN, Blake, UCF	8	59	2430	41.2
SUTHERLAND, B., MEM	8	32	1293	40.4
BAREFOOT, Britt, USM	8	28	1126	40.2
MARTENS, Kyle, RICE	8	31	1190	38.4

FIELD GOALS					
G	FG	FGA	PCT	FG/G	
HARTMAN, Ben, ECU	7	14	22	63.6	2.00
MARTINEZ, Jose, UTEP	8	14	17	82.4	1.75
WATERS, Swayze, UAB	8	13	16	81.2	1.62
MORSTEAD, T., SMU	8	10	12	83.3	1.25
REAGAN, Matt, MEM	6	6	8	75.0	1.00
RATANAMORN, C. MAR	7	6	10	60.0	0.86
BELL, Ben, HOU	7	6	11	54.5	0.86
TRACY, Jarod, TLS	8	5	8	62.5	0.62
BAREFOOT, B., USM	8	5	9	55.6	0.62
THEVENOT, Ross, TLN	8	5	12	41.7	0.62



SCORING	G	TD	XPT	FG	PTS	PTS/G
CASEY, James, RICE	8	17	0	0	104	13.0
BEALL, Bryce, HOU	8	15	0	0	90	11.2
MARTINEZ, J., UTEP	8	0	35	14	77	9.6
ADAMS, Kris, UTEP	8	12	0	0	72	9.0
TRACY, Jarod, TLS	8	0	51	5	66	8.2
DILLARD, Jarett, RICE	8	11	0	0	66	8.2
BROWN, D., USM	8	11	0	0	66	8.2
HARTMAN, Ben, ECU	7	0	15	14	57	8.1
FANGMEIER, C., RICE	8	0	48	3	57	7.1
ROBINSON, A., SMU	6	7	0	0	42	7.0

TACKLES	G	UA	A	TOTAL	TPG
McRATH, Gerald, USM	8	53	33	86	10.8
VINCENT, Adam, UTEP	8	40	44	84	10.5
HARVEY, Mario, MAR	8	31	49	80	10.0
SMART, Justin, SMU	6	36	17	53	8.8
KITCHENS, M., MAR	8	29	41	70	8.8
BRYAN, Mike, TLS	8	34	33	67	8.4
FONTENETTE, K., HOU	8	36	30	66	8.2
BELL, Pierre, ECU	7	36	19	55	7.9
SENDEJO, A., RICE	6	31	16	47	7.8
BRADSHAW, T., RICE	8	47	15	62	7.8
LUBOJASKY, C., HOU	8	20	42	62	7.8
FLEPS, Pete, SMU	8	38	24	62	7.8
McGRAW, Marcus, HOU	8	24	37	61	7.6
HENDERSON, Joe, UAB	8	42	17	59	7.4
JOHNSON, Nick, ECU	8	32	24	56	7.0
RASHAD, S., UCF	8	38	17	55	6.9
SONNIER, Corey, TLN	8	24	30	54	6.8
STARR, Alton, MEM	8	32	21	53	6.6
VENSON, Jason, UCF	8	38	15	53	6.6
CROMARTIE-SMITH, UTEP	8	26	27	53	6.6
LOCKETT, James, TLS	8	29	24	53	6.6
BURNS, Brandon, MAR	8	21	30	51	6.4
BRINKLEY, B., HOU	8	27	24	51	6.4
BEMBRY, DeQuan, MAR	8	22	28	50	6.2
DUNBAR, Will, UAB	8	25	25	50	6.2

SACKS	G	UA	A	TOTAL
HUNT, Phillip, HOU	8	9	0	9.0
LOCKETT, James, TLS	8	5	3	6.5
WILSON, C.J., ECU	8	6	1	6.5
GEATHERS, J., UCF	8	4	3	5.5
WALLACE, A., UCF	8	4	1	4.5
GRAY, Anthony, USM	8	4	0	4.0
BRYAN, Mike, TLS	8	3	2	4.0
LAW, Cordarro, USM	8	4	0	4.0
YENGA, Youri, SMU	8	4	0	4.0
MILLER, Bruce, UCF	8	4	0	4.0

TACKLES FOR LOSS	G	TOTAL	Avg.
WILSON, C.J., ECU	8	13.0	1.62
HUNT, Phillip, HOU	8	11.5	1.44
MILLER, Bruce, UCF	8	11.5	1.44
HENDERSON, Joe, UAB	8	10.5	1.31
TROUP, Torrell, UCF	8	10.5	1.31
LOCKETT, James, TLS	8	9.5	1.19
GEATHERS, J., UCF	7	8.5	1.06
JACKSON, Greg, MEM	7	8.0	1.14
BRYAN, Mike, TLS	8	7.5	0.94
WALLACE, A., UCF	8	7.0	0.88

FUMBLES FORCED	G	TOTAL
LOCKETT, James, TLS	8	5
HUNT, Phillip, HOU	8	3
KELLEY, Logan, TLN	8	2
LAW, Cordarro, USM	8	2
BRADSHAW, Travis, RICE	8	2
SONNIER, Corey, TLN	8	2
JANAC, Michael, MAR	8	2
KWENTUA, Adam, TLN	8	2
DESTIN, John, TLS	8	2
JONES, Chris, RICE	8	2

PASS BREAKUPS	G	TOTAL
BRINKLEY, B., HOU	8	14
DAVIS, Emanuel, ECU	8	10
MEANS, Loyce, HOU	7	8
BURNETT, Joe, UCF	8	9
BROWN, C., UTEP	8	9
McCANN, Bryan, SMU	7	7
BEMBRY, DeQuan, MAR	8	8
DRAKEFORD, T.J., MAR	8	8
WILSON, Justin, USM	8	8
FONTENETTE, K., HOU	8	8

TEAM STATS	G	ATT	YDS	AVG	TD	YDS/G
RUSHING OFFENSE						
Tulsa	8	394	2324	5.9	27	290.5
Southern Miss	8	332	1645	5.0	21	205.6
Memphis	8	345	1630	4.7	16	203.8
Marshall	8	306	1456	4.8	8	182.0
UAB	8	312	1448	4.6	12	181.0
Houston	8	269	1428	5.3	18	178.5
Rice	8	286	1301	4.5	13	162.6
East Carolina	8	298	949	3.2	9	118.6
UCF	8	305	928	3.0	5	116.0
Tulane	8	254	925	3.6	11	115.6
UTEP	8	233	865	3.7	7	108.1
SMU	8	154	396	2.6	2	49.5

PASS OFFENSE	G	ATT	CMP	INT	PCT	YDS	AVG	TD	YDS/G
Houston	8	354	243	6	68.6	3368	9.5	27	421.0
Rice	8	323	209	6	64.7	2622	8.1	33	327.8
UTEP	8	306	178	5	58.2	2555	8.3	27	319.4
SMU	8	335	191	17	57.0	2317	6.9	21	289.6
Tulsa	8	221	143	10	64.7	2293	10.4	25	286.6
Southern Miss	8	286	162	4	56.6	2005	7.0	15	250.6
Tulane	8	259	142	11	54.8	1730	6.7	8	216.2
Memphis	8	242	143	8	59.1	1720	7.1	13	215.0
East Carolina	8	244	147	8	60.2	1718	7.0	9	214.8
UAB	8	221	132	11	59.7	1496	6.8	6	187.0
Marshall	8	209	109	6	52.2	1375	6.6	14	171.9
UCF	8	191	79	7	41.4	952	5.0	10	119.0

TOTAL OFFENSE	G	RSH	PS	PLYS	YDS	AVG/P	TD	YDS/G
Houston	8	1428	3368	623	4796	7.7	45	599.5
Tulsa	8	2324	2293	615	4617	7.5	52	577.1
Rice	8	1301	2622	609	3923	6.4	46	490.4
Southern Miss	8	1645	2005	618	3650	5.9	36	456.2
UTEP	8	865	2555	539	3420	6.3	34	427.5
Memphis	8	1630	1720	587	3350	5.7	29	418.8
UAB	8	1448	1496	533	2944	5.5	18	368.0
Marshall	8	1456	1375	515	2831	5.5	22	353.9
SMU	8	396	2317	489	2713	5.5	23	339.1
East Carolina	8	949	1718	542	2667	4.9	18	333.4
Tulane	8	925	1730	513	2655	5.2	19	331.9
UCF	8	928	952	496	1880	3.8	15	235.0



SCORING OFFENSE	TD	XP	2XP	DXP	FG	SAF	PTS	AVG
Tulsa	54	51	1	0	6	0	395	49.4
Rice	49	48	1	0	3	0	353	44.1
Houston	48	41	1	0	6	0	349	43.6
UTEP	36	35	0	1	14	0	295	36.9
Southern Miss	36	33	0	0	7	0	270	33.8
Memphis	29	26	0	0	9	0	227	28.4
SMU	23	20	0	0	10	0	188	23.5
East Carolina	21	19	0	0	14	0	187	23.4
Marshall	23	22	0	0	8	0	184	23.0
UAB	20	15	1	0	13	1	178	22.2
Tulane	19	18	0	0	5	0	147	18.4
UCF	17	15	0	0	6	1	137	17.1

TOTAL DEFENSE	RSH	PS	PLYS	YDS	AVG/P	TD	YDS/G
East Carolina	979	1666	525	2645	5.0	19	330.6
UCF	1007	1747	572	2754	4.8	22	344.2
Memphis	1077	1773	481	2850	5.9	25	356.2
Southern Miss	974	1882	520	2856	5.5	24	357.0
Tulsa	1107	2064	530	3171	6.0	31	396.4
Houston	1094	2176	595	3270	5.5	32	408.8
Marshall	1195	2154	631	3349	5.3	23	418.6
UAB	1367	2061	510	3428	6.7	32	428.5
Tulane	1936	1741	541	3677	6.8	38	459.6
SMU	1619	2075	575	3694	6.4	36	461.8
Rice	1167	2586	595	3753	6.3	37	469.1
UTEP	1773	2226	604	3999	6.6	38	499.9

PUNT RETURNS	G	RET	YDS	TD	AVG
UCF	8	14	161	0	11.5
Memphis	8	18	167	0	9.3
Southern Miss	8	18	162	0	9.0
SMU	8	11	87	0	7.9
Rice	8	14	110	0	7.9
UTEP	8	7	55	0	7.9
East Carolina	8	21	162	0	7.7
Tulsa	8	18	138	1	7.7
Tulane	8	8	39	0	4.9
Houston	8	13	61	0	4.7
UAB	8	11	51	0	4.6
Marshall	8	4	-7	0	-1.8

SCORING DEFENSE	TD	XP	2XP	DXP	FG	Saf	Pts	Avg/G
East Carolina	19	18	0	0	8	0	156	19.5
Southern Miss	24	19	0	0	9	0	190	23.8
UCF	24	24	0	0	12	0	204	25.5
Memphis	27	21	1	0	8	0	209	26.1
Marshall	24	21	1	0	14	1	211	26.4
Tulsa	34	32	0	0	3	1	247	30.9
UAB	34	33	0	0	6	0	255	31.9
Houston	33	32	0	1	8	0	256	32.0
Rice	38	35	0	0	5	0	278	34.8
SMU	37	32	2	0	13	0	297	37.1
UTEP	40	35	0	0	9	0	302	37.8
Tulane	41	41	0	0	6	0	305	38.1

KICKOFF RETURNS	G	RET	YDS	TD	AVG
Tulsa	8	41	983	1	24.0
East Carolina	8	27	611	1	22.6
UCF	8	32	692	0	21.6
Southern Miss	8	31	658	0	21.2
Tulane	8	43	903	0	21.0
SMU	8	48	1002	0	20.9
Rice	8	39	805	0	20.6
Houston	8	40	812	1	20.3
UTEP	8	50	1015	0	20.3
Memphis	8	33	657	0	19.9
UAB	8	40	786	1	19.6
Marshall	8	40	703	0	17.6

TURNOVER MARGIN	(Gained)			(Lost)			MAR
	FUM	INT	TOT	FUM	INT	TOT	
UTEP	8	8	16	1	5	6	+10
Southern Miss	4	12	16	3	4	7	+9
Rice	7	11	18	6	6	12	+6
Marshall	6	6	12	5	6	11	+1
Memphis	6	5	11	3	8	11	+0
Tulsa	11	3	14	5	10	15	-1
Tulane	7	7	14	5	11	16	-2
UAB	5	11	16	8	11	19	-3
East Carolina	6	11	17	12	8	20	-3
Houston	4	10	14	11	6	17	-3
UCF	7	9	16	12	7	19	-3
SMU	6	6	12	6	17	23	-11

RUSHING DEFENSE	G	RUSH	YDS	AVG	TD	YDS/G
Southern Miss	8	240	974	4.1	6	121.8
East Carolina	8	273	979	3.6	8	122.4
UCF	8	302	1007	3.3	14	125.9
Memphis	8	238	1077	4.5	13	134.6
Houston	8	295	1094	3.7	10	136.8
Tulsa	8	274	1107	4.0	7	138.4
Rice	8	260	1167	4.5	10	145.9
Marshall	8	330	1195	3.6	11	149.4
UAB	8	284	1367	4.8	18	170.9
SMU	8	350	1619	4.6	13	202.4
UTEP	8	323	1773	5.5	18	221.6
Tulane	8	319	1936	6.1	21	242.0

PUNTING	PUNTS	AVG	PR	AVG	YDS/P
Houston	25	46.0	72	2.9	39.1
Tulane	33	46.5	133	4.0	38.2
East Carolina	38	44.7	90	2.4	38.1
SMU	40	42.3	158	4.0	37.8
UAB	43	43.6	130	3.0	37.8
Memphis	36	40.6	57	1.6	36.8
UCF	60	40.5	111	1.9	36.3
Tulsa	19	39.7	8	0.4	36.2
Marshall	43	37.5	47	1.1	35.9
UTEP	39	40.2	135	3.5	35.7
Rice	36	38.2	119	3.3	34.3
Southern Miss	36	40.1	126	3.5	33.3

PASS EFF. DEF.	ATT	CMP	INT	PCT	YDS	TD	EFF
UCF	270	142	9	52.6	1747	8	110.1
East Carolina	252	146	11	57.9	1666	11	119.1
Marshall	301	169	6	56.1	2154	12	125.4
Southern Miss	280	164	12	58.6	1882	18	127.7
Memphis	243	133	5	54.7	1773	12	128.2
Houston	300	181	10	60.3	2176	22	138.8
Rice	335	192	11	57.3	2586	27	142.2
UTEP	281	171	8	60.9	2226	20	145.2
UAB	226	141	11	62.4	2061	14	149.7
Tulane	222	148	7	66.7	1741	17	151.5
Tulsa	256	149	3	58.2	2064	24	154.5
SMU	225	142	6	63.1	2075	23	169.0

FIELD GOALS	G	MADE	ATT	PCT.
SMU	8	10	12	.833
UTEP	8	14	17	.824
UAB	8	13	16	.812
Memphis	8	9	12	.750
Tulsa	8	6	9	.667
Marshall	8	8	13	.615
East Carolina	8	14	23	.609
UCF	8	6	10	.600
Southern Miss	8	7	14	.500
Houston	8	6	12	.500
Rice	8	3	6	.500
Tulane	8	5	12	.417



PAT KICKING	G	MADE	ATT	PCT.
Rice	8	48	48	1.000
UTEP	8	35	35	1.000
Tulsa	8	51	52	.981
Southern Miss	8	33	34	.971
Memphis	8	26	27	.963
Marshall	8	22	23	.957
Houston	8	41	43	.953
SMU	8	20	21	.952
East Carolina	8	19	20	.950
Tulane	8	18	19	.947
UCF	8	15	17	.882
UAB	8	15	18	.833

FIRST DOWNS	G	RUSH	PASS	PEN	TOTAL
Tulsa	8	115	94	15	224
Houston	8	71	133	17	221
Rice	8	82	124	13	219
Memphis	8	91	76	17	184
Southern Miss	8	83	86	12	181
UTEP	8	42	102	18	162
SMU	8	30	104	17	151
UAB	8	72	66	10	148
Tulane	8	48	77	14	140
East Carolina	8	57	75	7	13
Marshall	8	73	55	11	139
UCF	8	49	49	5	103

3RD-DN CONVERSIONS	G	MADE	ATT	PCT.
Rice	8	63	112	56.2
Tulsa	8	57	103	55.3
Memphis	8	59	123	48.0
Houston	8	50	108	46.3
Southern Miss	8	61	132	46.2
Tulane	8	43	108	39.8
UAB	8	44	111	39.6
UTEP	8	41	106	38.7
East Carolina	8	46	121	38.0
Marshall	8	42	115	36.5
SMU	8	34	97	35.1
UCF	8	35	119	29.4

4TH-DN CONVERSIONS	G	MADE	ATT	PCT.
Southern Miss	8	12	14	85.7
East Carolina	8	7	9	77.8
Memphis	8	6	9	66.7
UCF	8	5	9	55.6
Houston	8	7	13	53.8
SMU	8	3	6	50.0
Marshall	8	7	14	50.0
Tulsa	8	6	12	50.0
Rice	8	2	4	50.0
UAB	8	2	5	40.0
Tulane	8	6	16	37.5
UTEP	8	4	11	36.4

PENALTIES	G	NO	YDS	AVG/G
Tulsa	8	40	314	39.2
Memphis	8	36	338	42.2
Rice	8	37	346	43.2
UCF	8	40	346	43.2
Tulane	8	45	409	51.1
Marshall	8	50	418	52.2
East Carolina	8	44	438	54.8
SMU	8	54	444	55.5
UTEP	8	49	492	61.5
Houston	8	52	510	63.8
UAB	8	55	529	66.1
Southern Miss	8	60	630	78.8



Toren Dixon - Rice



Trevor Vittatoo - UTEP



2008 SUPERLATIVE STATS - CONFERENCE USA GAMES

INDIVIDUAL GAME HIGHS



Cody Slate - Marshall

Points scored	30
Touchdowns scored	5
TD responsibility	7
Points scored kicking	18
Total offense yards	513
Total offense plays	71
Total offense yards/play	38.0
Rushing yards	323
Rushing attempts	34
Yards per rush	38.0
Rushing TDs	5
Longest rush	80
Passing yards	494
Passing attempts	61
Passing TDs	6
Longest pass	97
Passes completed	41
Had intercepted	5
Pass yards/attempt	20.1
Receiving yards	233
Receptions	12
Yards per catch	12
Receiving TDs	12
Longest reception	38.8
Field goal attempts	4
Field goals made	97
Longest field goal	97
Punts	5
Yards punted	5
Longest punt	5
Punting avg	64
Punt returns	9
Punt return yards	405
Longest punt return	73
Punt return TDs	59.5
Punt return avg	5
Kick returns	5
Kick return yards	211
Kick return avg	44.0
Longest kick return	94
Kick return TDs	1
Interceptions	3
Interception return yds.	95
Interception return avg.	38.5
Longest interception rtn.	72
Interception return TDs.	1
All-purpose yards	326
Tackles	19
Sacks	19
Tackles for loss	3
	3
	4.0

Austin Davis, Southern Miss vs. UAB (Nov. 1, 2008)
 Austin Davis, Southern Miss vs. UAB (Nov. 1, 2008)
 Case Keenum, Houston vs. Tulsa (Nov. 15, 2008) [1r,6p]
 Jose Martinez, UTEP vs. SMU (Nov. 15, 2008) [5fg,3pat]
 Case Keenum, Houston at Rice (Nov. 29, 2008) [19r,494p]
 Austin Davis, Southern Miss at Rice (Oct. 18, 2008) [10r,61p]
 Darius Passmore, Marshall at Southern Miss (Sept. 20, 2008) [2-76]
 Tarrion Adams, Tulsa vs. Tulane (Nov. 22, 2008)
 Damion Fletcher, Southern Miss vs. UTEP ()
 Darius Passmore, Marshall at Southern Miss (Sept. 20, 2008) [2-76]
 Austin Davis, Southern Miss vs. UAB (Nov. 01, 2008)
 Darius Passmore, Marshall at Southern Miss (Sept. 20, 2008)
 Case Keenum, Houston at Rice (Nov 29, 2008)
 Austin Davis, Southern Miss at Rice (Oct 18, 2008)
 Chase Clement, Rice vs. SMU (Aug. 29, 2008)
 Chase Clement, Rice vs. Southern Miss (Oct. 18, 2008)
 Case Keenum, Houston vs. Tulsa (Nov. 15, 2008)
 David Johnson, Tulsa vs. UTEP (Oct. 18, 2008)
 Austin Davis, Southern Miss vs. East Carolina (Nov. 15, 2008)
 Case Keenum, Houston vs. UTEP (Nov 22, 2008)
 David Johnson, Tulsa vs. East Carolina (Dec. 6, 2008)
 Austin Davis, Southern Miss vs. UAB (Nov. 1, 2008) [7-141]
 Brennan Marion, Tulsa vs. UTEP (Oct. 18, 2008)
 DeAndre Brown, Southern Miss at Rice (Oct. 18, 2008)
 James Casey, Rice at UTEP (Nov. 1, 2008)
 James Casey, Rice vs. Houston (Nov. 29, 2008)
 Brennan Marion, Tulsa vs. UTEP (Oct. 18, 2008) [6-233]
 DeAndre Brown, Southern Miss at Rice (Oct. 18, 2008)
 Brennan Marion, Tulsa vs. UTEP (Oct. 18, 2008)
 DeAndre Brown, Southern Miss vs. East Carolina (Nov 15, 2008)
 Ben Hartman, East Carolina vs. Marshall (Nov. 8, 2008)
 Jose Martinez, UTEP vs. SMU (Nov. 15, 2008)
 Swayze Waters, UAB at UCF (Nov. 29, 2008)
 Jose Martinez, UTEP vs. SMU (Nov. 15, 2008)
 Swayze Waters, UAB at UCF (Nov. 29, 2008)
 Jose Martinez, UTEP vs. UCF (Sept. 27, 2008)
 Blake Clingan, UCF at Tulsa (Oct. 26, 2008)
 Swayze Waters, UAB at Houston (Oct. 9, 2008)
 Matt Dodge, East Carolina at Tulsa (Dec. 6, 2008)
 Chase Turner, Houston at East Carolina (Sept. 27, 2008) [2-119]
 Andre Watson, Southern Miss at Rice (Oct. 18, 2008)
 D.A. Griffin, Memphis vs. UCF (Nov. 22, 2008)
 Joe Burnett, UCF vs. SMU (Oct. 4, 2008)
 Andre Watson, Southern Miss at Rice (Oct. 18, 2008)
 Slick Shelley, Tulsa vs. Rice (Oct. 4, 2008)
 Joe Burnett, UCF vs. SMU (Oct. 4, 2008)
 Damaris Johnson, Tulsa at Houston (Nov. 15, 2008)
 Damaris Johnson, Tulsa vs. UTEP (Oct. 18, 2008)
 Darius Marshall, Marshall at East Carolina (Nov. 8, 2008)
 Damaris Johnson, Tulsa vs. UTEP (Oct. 18, 2008)
 four tied with
 Loyce Means, Houston vs. Tulsa (Nov. 15, 2008)
 Loyce Means, Houston vs. Tulsa (Nov. 15, 2008)
 Sha'reff Rashad, UCF at Marshall (Nov. 15, 2008) [2-77]
 Travis Simmons, East Carolina at Tulsa (Dec. 06, 2008)
 11 tied with
 Tarrion Adams, Tulsa vs. Tulane (Nov. 22, 2008)
 Gerald McRath, Southern Miss at Rice (Oct. 18, 2008)
 Kenneth Fontenette, Houston at Marshall (Oct. 28, 2008)
 Phillip Hunt, Houston vs. UAB (Oct. 9, 2008)
 James Lockett, Tulsa vs. UCF (Oct. 26, 2008)
 three tied with



DeAndre Brown - Southern Miss



2008 SUPERLATIVE STATS - CONFERENCE USA GAMES



Joe Webb - UAB



Andre Anderson - Tulane

TEAM GAME HIGHS

Points	77	Tulsa vs. UTEP (Oct. 18, 2008)
Points scored kicking	18	UTEP vs. SMU (Nov. 15, 2008) [5fg,3pat]
Touchdowns	11	Tulsa vs. UTEP (Oct. 18, 2008)
Total offense yards	791	Tulsa vs. UTEP (Oct. 18, 2008) [321r,470p]
Total offense plays	97	Tulsa vs. East Carolina (Dec. 6, 2008) [55r,42p]
Total offense yards/play	9.5	Tulsa at UAB (Aug 30, 2008) [63-601]
Rushing yards	489	Tulsa vs. Tulane (Nov. 22, 2008)
Rushing attempts	66	Memphis vs. Tulane (Nov. 29, 2008)
Yards per rush	8.3	Tulsa vs. Tulane (Nov. 22, 2008) [59-489]
Rushing TDs	9	Southern Miss vs. UAB (Nov. 1, 2008)
Longest rush	80	Marshall at Southern Miss (Sept. 20, 2008)
Passing yards	494	Houston at Rice (Nov. 29, 2008)
Passing attempts	62	Southern Miss at Rice (Oct. 18, 2008)
Passing TDs	6	four tied with
Longest pass	97	Tulsa vs. UTEP (Oct.18, 2008)
Passes completed	41	Southern Miss vs. East Carolina (Nov. 15, 2008)
Had intercepted	5	Houston vs. UTEP (Nov. 22, 2008)
Pass completion pct.	87.5	Tulsa vs. East Carolina (Dec. 6, 2008)
Passing yards/attempt	18.4	Southern Miss vs. UAB (Nov. 1, 2008) [7-8]
Yards per catch	21.0	Southern Miss vs. UAB (Nov. 1, 2008) [8-147]
Field goal attempts	6	Southern Miss vs. UAB (Nov. 1, 2008) [7-147]
Longest field goal	64	Southern Miss vs. UTEP (Oct. 4, 2008)
2-point PAT attempts	3	UTEP vs. UCF (Sept. 27, 2008)
2-point PATs made	1	Houston at SMU (Oct. 18, 2008)
Punts	9	four tied with
Longest punt	73	three tied with
Yards punted	442	East Carolina at Tulsa (Dec. 6, 2008)
Punting avg.	59.5	UAB at Houston (Oct. 9, 2008) [9-442]
Punt returns	5	Houston at East Carolina (Sept. 27, 2008) [2-119]
Punt return yards	94	four tied with
Punt return avg.	23.5	UCF vs. SMU (Oct. 4, 2008)
Punt return TDs	1	UCF vs. SMU (Oct. 4, 2008)
Longest punt return	37	Tulsa vs. Rice (Oct. 4, 2008)
Kick returns	12	Southern Miss at Rice (Oct. 18, 2008)
Kick return yards	231	UTEP at Tulsa (Oct. 18, 2008)
Kick return avg.	378	UTEP at Tulsa (Oct. 18, 2008)
Longest kick return	94	East Carolina vs. UTEP (Nov. 28, 2008)
Kick return TDs	1	Tulsa vs. UTEP (Oct. 18, 2008)
Interceptions	5	four tied with
Interception return yds.	117	East Carolina at Tulsa (Dec. 6, 2008)
Interception return avg.	39.5	East Carolina at Tulsa (Dec. 6, 2008)
Longest interception rtn.	72	Rice at Memphis (Sept. 6, 2008) [2-79]
Interception return TDs.	1	East Carolina at Tulsa (Dec. 6, 2008)
Fumbles lost	4	six tied with
Fumbles recovered	4	UCF at UTEP (Sept. 27, 2008)
Sacked by opp.	9	UTEP vs. UCF (Sept. 27, 2008)
QB sacks	9	UCF at Tulsa (Oct. 26, 2008)
Turnovers committed	7	Tulsa vs. UCF (Oct. 26, 2008)
Turnovers caused	7	Tulsa vs. East Carolina (Dec. 6, 2008)
Kicks blocked	1	East Carolina at Tulsa (Dec. 6, 2008)
First downs	36	17 tied with
1st downs rushing	22	Tulsa vs. UTEP (Oct. 18, 2008)
1st downs passing	22	Memphis vs. Tulane (Nov 29, 2008)
1st downs by penalty	5	Southern Miss at Rice (Oct. 18, 2008)
	5	SMU vs. Houston (Oct. 18, 2008)
	5	UTEP vs. Rice (Nov. 1, 2008)
	5	Tulane at Houston (Nov. 8, 2008)
Penalties	12	East Carolina at Tulsa (Dec. 6, 2008)
Penalties yards	143	Houston vs. Tulane (Nov. 8, 2008)
		Houston vs. Tulane (Nov. 8, 2008)



2008 FINAL POLLS AND 2008-09 BOWL RESULTS

Associated Press (Final)

- 1 - Florida (48)
- 2 - Utah (16)
- 3 - USC (1)
- 4 - Texas
- 5 - Oklahoma
- 6 - Alabama
- 7 - TCU
- 8 - Penn State
- 9 - Ohio State
- 10 - Oregon
- 11 - Boise State
- 12 - Texas Tech
- 13 - Georgia
- 14 - Mississippi
- 15 - Virginia Tech
- 16 - Oklahoma State
- 17 - Cincinnati
- 18 - Oregon State
- 19 - Missouri
- 20 - Iowa
- 21 - Florida State
- 22 - Georgia Tech
- 23 - West Virginia
- 24 - Michigan State
- 25 - BYU

ARV:
30 - TULSA
35 - RICE

USA Today Coaches' (Final)

- 1 - Florida (6)
- 2 - USC
- 3 - Texas
- 4 - Utah (1)
- 5 - Oklahoma
- 6 - Alabama
- 7 - TCU
- 8 - Penn State
- 9 - Oregon
- 10 - Georgia
- 11 - Ohio State
- 12 - Texas Tech
- 13 - Boise State
- 14 - Virginia Tech
- 15 - Mississippi
- 16 - Missouri
- 17 - Cincinnati
- 18 - Oklahoma State
- 19 - Oregon State
- 20 - Iowa
- 21 - BYU
- 22 - Georgia Tech
- 23 - Florida State
- 24 - Michigan State
- 25 - California

ARV:
27 - TULSA
34 - RICE
40 - HOUSTON

2008-09 BOWL RESULTS

BOWL	DATE	LOCATION	SCORE
BCS NATIONAL CHAMPIONSHIP	Jan. 8	Miami, Fla.	Florida 24, Oklahoma 14
GMAC	Jan. 6	Mobile, Ala.	Tulsa 45, Ball State 13
TOSTITOS FIESTA	Jan. 5	Tempe, Ariz.	Texas 24, Ohio State 21
INTERNATIONAL	Jan. 2	Toronto, Ontario	Connecticut 38, Buffalo 20
ALLSTATE SUGAR	Jan. 2	New Orleans, La.	Utah 31, Alabama 17
AUTO ZONE LIBERTY	Jan. 2	Memphis, Tenn.	Kentucky 23, East Carolina 19
AT&T COTTON	Jan. 1	Dallas, Texas	Mississippi 47, Texas Tech 34
FED EX ORANGE	Jan. 1	Miami, Fla.	Virginia Tech 20, Cincinnati 7
ROSE	Jan. 1	Pasadena, Calif.	USC 38, Penn State 24
KONICA MINOLTA GATOR	Jan. 1	Jacksonville, Fla.	Nebraska 26, Clemson 21
CAPITAL ONE	Jan. 1	Orlando, Fla.	Georgia 24, Michigan State 12
OUTBACK	Jan. 1	Tampa, Fla.	Iowa 31, South Carolina 10
CHICK FIL-A PEACH	Dec. 31	Atlanta, Ga.	LSU 38, Georgia Tech 3
INSIGHT	Dec. 31	Phoenix, Ariz.	Kansas 42, Minnesota 21
GAYLORD HOTELS MUSIC CITY	Dec. 31	Nashville, Tenn.	Vanderbilt 16, Boston College 14
BRUT SUN	Dec. 31	El Paso, Texas	Oregon State 3, Pittsburgh 0
BELL HELICOPTER ARMED FORCES	Dec. 31	Fort Worth, Texas	Houston 34, Air Force 28
PACIFIC LIFE HOLIDAY	Dec. 30	San Diego, Calif.	Oregon 42, Oklahoma 31
TEXAS	Dec. 30	Houston, Texas	Rice 38, Western Michigan 14
ROADY'S HUMANITARIAN	Dec. 30	Boise, Idaho	Maryland 42, Nevada 35
VALERO ALAMO	Dec. 29	San Antonio, Texas	Missouri 30, Northwestern 23
PAPAJOHNS.COM	Dec. 29	Birmingham, Ala.	Rutgers 29, N.C. State 23
INDEPENDENCE	Dec. 28	Shreveport, La.	Louisiana Tech 17, Northern Illinois 10
EMERALD	Dec. 27	San Francisco, Calif.	California 24, Miami 17
CHAMPS SPORTS	Dec. 27	Orlando, Fla.	Florida State 42, Wisconsin 13
MEINEKE CAR CARE	Dec. 27	Charlotte, N.C.	West Virginia 31, North Carolina 30
MOTOR CITY	Dec. 26	Detroit, Mich.	Florida Atlantic 24, central Michigan 21
SHERATON HAWAII	Dec. 24	Honolulu, Hawaii	Notre Dame 49, Hawaii 21
SAN DIEGO CO. CREDIT UNION POINSETTIA	Dec. 23	San Diego, Calif.	TCU 17, Boise State 16
R+L CARRIERS NEW ORLEANS	Dec. 21	New Orleans, La.	Southern Miss 30, Troy 27 (OT)
PIONEER PUREVISION LAS VEGAS	Dec. 20	Las Vegas, Nev.	Arizona 31, BYU 21
MAGIC JACK ST. PETERSBURG	Dec. 20	St. Petersburg, Fla.	South Florida 41, Memphis 14
NEW MEXICO	Dec. 20	Albuquerque, N.M.	Wake Forest 29, Navy 19



2009 COMPOSITE SCHEDULE

FRIDAY, SEPTEMBER 4

Tulsa at Tulane

SATURDAY, SEPTEMBER 5

Appalachian State at East Carolina
Northwestern State at Houston
Southern Illinois at Marshall

Rice at UAB

Stephen F. Austin at SMU
Alcorn State at Southern Miss
Samford at UCF
Buffalo at UTEP

MONDAY, SEPTEMBER 6

Mississippi at Memphis

SATURDAY, SEPTEMBER 12

East Carolina at West Virginia
Houston at Oklahoma State
Marshall at Virginia Tech
Memphis at Middle Tennessee
Rice at Texas Tech

SMU at UAB

UCF at Southern Miss

BYU at Tulane
Tulsa at New Mexico
Kansas at UTEP

SATURDAY, SEPTEMBER 19

East Carolina at North Carolina
Bowling Green at Marshall
UT-Martin at Memphis
Rice at Oklahoma State
SMU at Washington State
Virginia at Southern Miss
Tulsa at Oklahoma
UAB at Troy
Buffalo at UCF
UTEP at New Mexico State

SATURDAY, SEPTEMBER 26

UCF at East Carolina

Texas Tech at Houston
Marshall at Memphis
Vanderbilt at Rice
Southern Miss at Kansas
McNeese State at Tulane
Sam Houston State at Tulsa
UAB at Texas A&M
UTEP at Texas

THURSDAY, OCTOBER 1

Southern Miss at UAB

SATURDAY, OCTOBER 3

East Carolina at Marshall
Houston at UTEP
Memphis at UCF
Tulsa at Rice
SMU at TCU
Tulane at Army

SATURDAY, OCTOBER 10

East Carolina at SMU
Houston at Mississippi State
Marshall at Tulane
UTEP at Memphis
Navy at Rice
Southern Miss at Louisville

WEDNESDAY, OCTOBER 14

Boise State at Tulsa

SATURDAY, OCTOBER 17

Rice at East Carolina
Houston at Tulane
Marshall at West Virginia
Memphis at Southern Miss
Navy at SMU
UAB at Mississippi
Miami (Fla.) at UCF

WEDNESDAY, OCTOBER 21

Tulsa at UTEP

SATURDAY, OCTOBER 24

SMU at Houston
UAB at Marshall
UCF at Rice
Tulane at Southern Miss

TUESDAY, OCTOBER 27

East Carolina at Memphis

SATURDAY, OCTOBER 31

Southern Miss at Houston
SMU at Tulsa
Tulane at LSU
UAB at UTEP

SUNDAY, NOVEMBER 1

Marshall at UCF

THURSDAY, NOVEMBER 5

Virginia Tech at East Carolina

SATURDAY, NOVEMBER 7

Houston at Tulsa
Memphis at Tennessee
Rice at SMU
UTEP at Tulane
Florida Atlantic at UAB
UCF at Texas

SATURDAY, NOVEMBER 14

Houston at UCF
Southern Miss at Marshall
UAB at Memphis
Tulane at Rice
UTEP at SMU

SUNDAY, NOVEMBER 15

East Carolina at Tulsa

SATURDAY, NOVEMBER 21

UAB at East Carolina
Memphis at Houston
SMU at Marshall
UTEP at Rice
Tulsa at Southern Miss
Tulane at UCF

FRIDAY, NOVEMBER 27

UCF at UAB

SATURDAY, NOVEMBER 28

Southern Miss at East Carolina
Rice at Houston
Marshall at UTEP
Memphis at Tulsa
Tulane at SMU

SATURDAY, DECEMBER 5

C-USA Championship Game

Conference games in bold.

All games and dates subject to change
Schedule as of April 7, 2009

