


# 2008 CONFERENCE USA FOOTBALL PREVIEW

# 2008 CUSA™



COMPETITION LIVES HERE



**CONFERENCE USA**

5201 N. O'Connor Blvd., Suite 300  
Irving, TX 75039  
214/774-1300  
Fax 214/496-0055  
www.conferenceusa.com

Commissioner: Britton Banowsky  
Associate Commissioner/Football Administrator: Alfred White  
Coordinator of Football Officials: Gerald Austin

**MEDIA RELATIONS STAFF**

**Assistant Commissioner for Football and Baseball Operations:**  
Russell Anderson\*  
(rdanderson@c-usa.org)  
**Assistant Commissioner for Public Affairs:**  
Courtney Morrison Archer  
(cmarcher@c-usa.org)  
**Associate Director of Media Relations:**  
Debbie Davis  
(ddavis@c-usa.org)  
**Assistant Director of Media Relations:**  
Tod Meisner  
(tmeisner@c-usa.org)  
**Creative Services Consultant:**  
Erika Amstadt Hirschfield  
(erikaah@sbcglobal.net)

\*Primary football contact

**CREDITS**

The 2008 Conference USA Football Preview is published by Conference USA. For additional information or copies, please contact the media relations department.

Editor: Russell Anderson  
Assistant Editor/Layout: Tod Meisner  
Contributing: Courtney Morrison Archer  
Erika Amstadt Hirschfield

The conference extends special thanks to the sports information departments at all member institutions for assistance in preparation of this publication.



UCF captured the 2007 Conference USA championship, its first league title in program history.

**INSIDE**

2-3	Conference USA
4-7	2008 Football Notebook
<b>8-55</b>	<b>TEAM INFORMATION</b>
8-11	East Carolina
12-15	Houston
16-19	Marshall
20-23	Memphis
24-27	Rice
28-31	SMU
32-35	Southern Miss
36-39	Tulane
40-43	Tulsa
44-47	UAB
48-51	UCF
52-55	UTEP
<b>56-70</b>	<b>2007 SEASON IN REVIEW</b>
56	Standings/Individual Awards
57	Postseason Awards
58	2007 NCAA Leaders
59	Individual Stats - All Games
60	Individual/Team Stats - All Games
61	Team Stats - All Games
62	Team Stats - All Games
63-64	Superlatives - All Games
65	Individual Stats - C-USA Games
66	Individual/Team Stats - C-USA Games
67	Team Stats - C-USA Games
68	Team Stats - C-USA Games
69-70	Superlatives - C-USA Games
71	2007 Final Polls and Bowl Results
72-73	Conference USA Bowl Partners
74	2008 Composite Schedule

**2008 MEDIA KICKOFF**

The 2008 Conference USA Football Media Kickoff is scheduled for Sunday, July 20 in Memphis, Tenn. A detailed schedule of events and hotel information will be distributed later in the spring.

**MEDIA SERVICES**

The conference office will produce a weekly football release on Mondays during the season. It will be distributed directly to members of the media upon request and be available on ConferenceUSA.com.

The conference will host a series of teleconferences featuring all 12 head football coaches during the season, beginning August 25. If you are interested in participating in the teleconferences, please call the media relations department for the times, dates and access number.

Conference USA will name Offensive, Defensive and Special Teams Players of the Week on Mondays, as chosen by a panel of select media.



### ConferenceUSA: Competition Lives Here

#### CONFERENCE USA

Abbreviated: C-USA

#### MEMBER INSTITUTIONS


East Carolina  
Houston  
Marshall  
Memphis  
Rice  
SMU  
Southern Miss  
Tulane  
Tulsa  
UAB  
UCF  
UTEP

Welcome to Conference USA, home to 12 nationally prominent, tradition-rich members in East Carolina, Houston, Marshall, Memphis, Rice, SMU, Southern Miss, Tulane, Tulsa, UAB, UCF and UTEP. This combination enhances men's and women's programs that are steeped in athletic success and academic prowess. Together, we are committed to excellence, integrity and leadership in athletics, academics and in our communities. Dedication to excellence is a common thread for C-USA and the guiding initiative for the league's promising future.

All C-USA institutions sponsor Division I-A football, along with several other men's and women's athletic programs, many of which compete regularly for NCAA Championships. C-USA sponsors competition in 19 sports - nine for men (baseball, basketball, cross country, football, golf, soccer, tennis and indoor and outdoor track and field) and 10 for women (basketball, cross country, golf, softball, soccer, swimming and diving, tennis, indoor and outdoor track and field and volleyball).


The league sponsors numerous academic awards, including the Commissioner's Honor Roll and the Commissioner's Academic Medal, indicative of outstanding achievement in the classroom. C-USA annually awards six postgraduate scholarships, along with the Sport Academic Award, Scholar Athletes of the Year and the Institutional Academic Excellence Award

#### SUCCESS ON THE PLAYING THE FIELD



#### FOOTBALL

- Rated among the top seven conferences in the nation
- 44 teams have earned bowl bids
- Member of the Bowl Championship Series
- Bowl tie-ins with the AutoZone Liberty Bowl, GMAC Bowl, Bell Helicopter Armed Forces Bowl, Papajohns.com Bowl, R+L Carriers New Orleans Bowl and Texas Bowl
- UCF won the 2007 C-USA Football Championship Game played at Bright House Networks Stadium



#### BASEBALL

- 94 NCAA appearances (55 since 1995)
- Ten College World Series appearances
- Five National Players of the Year since and Six National Freshman of the Year since 1995
- 100 All-Americans since 1995
- Has had a team ranked No. 1 in the country in each of the last four regular seasons



#### MEN'S BASKETBALL

- Consistently rated as one of the top basketball leagues in the country
- 75 postseason teams (42 NCAA and 33 NIT)
- One NCAA National Championship Game appearance
- Three Final Four teams
- Seven Elite Eight NCAA Tournament teams
- One NIT Champion and four NIT semifinalists
- Inaugural CBI Champion



#### WOMEN'S BASKETBALL

- Consistently rated among the nation's best conferences.
- 42 NCAA Tournament appearances including two teams in 2007-08
- 29 WNIT appearances
- One team in the NCAA Sweet 16.
- Two WNIT semifinalists
- Strong fan support, ranking among the nation's top 10 conferences in attendance
- Has set league attendance record for four straight seasons

In addition, 29 volleyball teams, 43 men's and women's soccer teams and 17 softball teams have earned NCAA Tournament bids. C-USA has sent three men's soccer teams to the NCAA College Cup, five softball teams to the Women's College World Series and three volleyball teams to the Sweet 16. The league has also had three national champions in NCAA track and field competition, one national champion in diving and numerous NCAA individual and team competitors in cross country, golf, swimming, tennis and track and field. Overall, Conference USA teams and individuals have made more than 500 NCAA appearances.



### SUCCESS OFF THE FIELD

C-USA institutions are among the nation's best in academic performance among student-athletes, bolstered by the fact that student-athletes at league schools have a higher graduation rate than the general student population. Among C-USA's 5,000 student-athletes, there are champions off the playing field as well. In 12 years, 105 student-athletes earned national ESPN The Magazine Academic All-America honors, while 338 were named All-District. In addition, more than 13,000 student-athletes have been named to the Commissioner's Honor Roll or received the Commissioner's Academic Medal, indicative of outstanding achievement in the classroom.

### C-USA ON TV

C-USA enjoys significant television exposure through its partnerships with ESPN Inc. CBS College Sports (formerly CSTV). The league entered into long-term agreements with both ESPN and CBSC, which, combined, provides C-USA with significant national and regional exposure for football, men's and women's basketball, and all other conference sports. Additionally, the CBSC agreement includes video-on-demand, Internet, broadband, national over-the-air and satellite radio, and wireless distribution as well as corporate marketing rights, and website production through CBSC Online, a subsidiary of CBSC. The agreement with ESPN extends the conference's current regular season football package to include the broadcast of the conference's Football Championship Game. It also encompasses distribution of men's basketball and women's basketball on ESPN/ESPN2 and both tournament championship games.

### C-USA IN THE COMMUNITY

The conference's footprint is concentrated with 12 members in nine states and a combined area population of nearly 17 million. More than 1.1 million living alumni represent C-USA schools across the nation. With a renewed commitment to community involvement, the conference has begun development of several initiatives to maintain strong ties in C-USA cities, as well as with fans and alumni across the country. C-USA schools also place a priority on giving back to their communities through volunteer service with local and national organizations.

### GOVERNANCE

Along with the ACC, Big East, Big Ten, Big 12, Pac-10 and SEC, Conference USA is one of the seven conferences having significant representation in the NCAA governance structure. The Presidents of the member institutions serve as the league's Board of Directors. R. Gerald Turner of SMU will serve as chair of the Board for 2007-08.

### A PROUD HISTORY; A PROMISING FUTURE

Conference USA was formed in 1995 and quickly emerged as one of the nation's top conferences. The conference unveiled its name, logo and commissioner on April 24, 1995 in Chicago. The league's charter members included Charlotte, Cincinnati, DePaul, Houston, Louisville, Marquette, Memphis, Saint Louis, Southern Miss, Tulane, UAB and USF. Eleven of the institutions began athletic participation in 1995, while Houston joined competition in the fall of 1996.

The league's headquarters were established in Chicago and after nine years, relocated to the current office in Irving, Texas. Britton Banowsky was named Commissioner in October 2002, succeeding Mike Slive, the league's first commissioner.

C-USA added East Carolina (September, 1996) and the United States Military Academy (March, 1997) as football members. ECU began league competition in 1997; Army in 1998 and UAB began football play in 1999. The league added TCU and ECU (1999) for all sports and they began competition in 2001. USF started C-USA football in 2003.

After celebrating its 10th Anniversary during the 2004-05 season, C-USA began a new chapter in 2005-06 when its current membership came together to form the new look of the league.

Since its formation, C-USA has established a strong foundation, an identity and a history that reflects the league's national presence. Twelve years of remarkable history has reinforced the league's position in collegiate athletics, setting the course for the next decade and beyond.

### Notebook

#### SUMLIN TABBED TO LEAD UH

University of Houston Director of Athletics Dave Maggard announced on Dec. 14 that **Kevin Sumlin** was hired as the Cougar football head coach. Sumlin becomes the 11th head coach in UH history, but more importantly, he becomes the first African-American to lead the prestigious Cougar program.

Sumlin is the first African-American to be hired to lead a Division I-Football Bowl Subdivision program in the state of Texas. Former North Texas head coach Matt Simon was first hired in 1993 when the UNT program was a Division I-Football Championship Subdivision (formerly Division I-AA) school, later moving up a division and coaching the North Texas program from 1994-97 as a member of the Division I-FBS.

The 43-year-old Sumlin arrives on Cullen Boulevard after spending the past five seasons at the University of Oklahoma, where he has served as both the co-offensive coordinator/wide receivers coach (2006-07) and special teams coordinator/tight end coach (2003-05).

#### JONES TO GUIDE MUSTANGS

Director of Athletics Steve Orsini announced **June Jones** as the head football coach at SMU on January 7. Jones arrives on the Hilltop after nine years at Hawai'i, where he resurrected a downtrodden Warrior football program to make it one of the most exciting and competitive squads in the country.

Jones led his Hawai'i teams to 76 wins -- the most by any Hawai'i coach -- two Western Athletic Conference Championships and six bowl-game appearances. He developed six All-Americans and produced 16 NFL draft picks, with a school-record five in 2007. In the five years before Jones' arrival, Hawai'i combined for 12 wins and not a single draft pick or bowl game berth. In 1998, Hawai'i suffered its first-ever winless season. The following year, the first under Jones, the Warriors went 9-4, marking the biggest turnaround in NCAA history.

Jones catapulted the Warrior program into the national rankings in his nine seasons, with Hawai'i ranking in the top 40 in seven of his nine years, including a top-10 ranking in 2007.

#### SOUTHERN MISS CALLS ON FEDORA

University of Southern Mississippi President Martha Saunders and Director of Athletics Richard Giannini announced the hiring of **Larry Fedora** as the 18th head football coach in the 91-year history of the program on Dec. 12.

Fedora, 45, comes to Southern Miss after spending the last three seasons as the offensive coordinator at Oklahoma State where the Cowboys have been in the top 10 in rushing yards per game and in the top 20 in total offense per game in each of the last two seasons. During Fedora's three-year tenure at OSU, the Cowboys have raised their rushing, passing and total offensive yards in each year that he has been there. In 2006, the Cowboys were one of just two teams - the other being Boise State - to average over 200 yards both rushing and passing.

The offense has averaged more than 30 points per contest over the last two seasons as well. The Cowboys made the biggest improvement in the country in scoring following his second season of running the offense, jumping from 96th nationally in 2005 to seventh in 2006.

#### TULSA TRIO

Tulsa WRs **Brennan Marion** (1,244 yards), **Trae Johnson** (1,088 yards) and **Charles Clay** (1,024 yards) all finished last season with over 1,000 yards receiving.

Tulsa became only the third team in NCAA history to have three receivers over 1,000 yards in a single season. Texas Tech did it 2003 and Hawai'i did it last season (Ryan Grice-Mullen, Davone Bess and Jason Rivers).

#### COUGAR HIGHLIGHTS


Houston's appearance in the Texas Bowl last December marked the third consecutive season that the Cougars competed in a bowl game. It was the first time that the Cougars competed in three straight bowl games since UH competed in four straight from 1978 to 1981. It was also the fourth time in the last five seasons that the Cougars played in a bowl game.

#### C-USA ON ESPN

Conference USA and ESPN Inc. are in a long-term agreement to televise Conference USA football. The agreement with ESPN includes a regular season football package and also includes the broadcast of the conference's Football Championship Game. The contract includes exclusive national cable television coverage on ESPN and ESPN 2 with 10 regular season games annually. Below is the list of confirmed games that will appear on ESPN or ESPN 2 this fall.

#### 2008 ESPN/ESPN 2 C-USA TV SCHEDULE

Fri., Aug. 29	SMU at Rice
Sat. Aug. 30	Virginia Tech vs. ECU
Sat., Sept. 6	West Virginia at ECU
Sat., Sept. 6	South Florida at UCF
Sat., Sept. 6	Texas at UTEP
Fri., Oct. 3	Cincinnati at Marshall
Fri., Oct. 10	Louisville at Memphis
Sun., Oct. 26	UCF at Tulsa
Tue., Oct. 28	Houston at Marshall
Sun., Nov. 2	East Carolina at UCF
Sat. Dec. 6	C-USA Championship



Tulsa WR **Brennan Marion** was named the C-USA Newcomer of the Year after racking up 1,244 receiving yards in 2007.

### Notebook

#### CHAMPIONSHIP GAME

C-USA will stage its fourth annual football championship game this season. The game pits the champions of the East and West Divisions against each other. This year's game is scheduled for Saturday, December 6 and will be televised by ESPN or ESPN2.

The game features the champion from the East and West Divisions of C-USA. The team with the highest Conference winning percentage will serve as the host site for the title game.

#### SCHEDULE BREAKDOWN

Conference USA teams never shy away from playing challenging non-conference competition and this season is no exception. Included are 23 non-conference games against teams that played in bowl games last season. Among the teams on C-USA's non-conference slate in 2008 are Alabama, Arkansas, Auburn, Boise State, Boston College, Louisville, LSU, Miami (Fla.), South Florida, Tennessee, Texas, Texas Tech, TCU, Virginia Tech and West Virginia.

Conference USA will face at least one opponent from all 10 of the other I-A conferences, with the exception of the Pac-10 Conference.

Here's a look at C-USA's non-league opponents by conference:

- ACC: Boston College, Miami (Fla.), N.C. State, Virginia, Virginia Tech
- Big East: Cincinnati, West Virginia(2), Louisville, USF
- Big Ten: Wisconsin
- Big 12: Oklahoma State, Texas (2), Texas Tech
- MAC: Buffalo
- Mtn. West: Air Force, Colorado State, New Mexico, TCU
- SEC: Alabama, Arkansas, LSU, Mississippi, South Carolina, Tennessee, Vanderbilt
- Sun Belt: Arkansas State (2), Florida Atlantic, Louisiana-Lafayette, Louisiana-Monroe, North Texas (2)
- WAC: Boise State, New Mexico State
- Indep. Army, Navy


#### TOP TURNAROUNDS

East Division champion UCF and Memphis were a part of two of the top turnarounds in the FBS last season. Here is a look at teams that have improved at least five games from 2006 to 2007:

Team	2007	2006	Improve
Illinois	9-4	2-10	+7
<b>UCF</b>	<b>10-4</b>	<b>4-8</b>	<b>+6</b>
Kansas	12-1	6-6	+6
<b>Memphis</b>	<b>7-6</b>	<b>2-10</b>	<b>+5</b>
UConn	9-4	4-8	+5
Air Force	9-4	4-8	+5

#### CALHOUN EXTENDS STREAK

Memphis sophomore WR **Duke Calhoun** caught a three-yard pass in the second quarter of the R+L Carriers New Orleans Bowl to extend his receiving streak to 24 games. He has caught a pass in each of his 24 career games. The 24-game streak ties for third all-time in the Memphis record book. The Memphis school record is 27 games by Russell Copeland (1989-92). Calhoun finished the season with 62 catches for 890 yards and five touchdowns.



Memphis WR **Duke Calhoun** extended his receiving streak to 24 games in the R+L Carriers New Orleans Bowl.

#### WINNING WAYS

In 2007, Southern Miss clinched its 14th-straight winning season. Only four programs have longer active winning season streaks in the FBS. Florida State has the longest with 31 straight, followed by Michigan (23), Florida (20) and Virginia Tech (15).

#### BOWL STREAK

After participating in the 2007 Papajohns.com Bowl, the Golden Eagles have now played in a bowl game for the sixth straight season and for the 10th time in 11 seasons.

#### DILLARD EIGHTH ALL-TIME

Rice WR **Jarett Dillard** became the eighth receiver in NCAA history to reach 40 career TD catches with his 25-yarder in the second quarter against Tulsa to end the 2007 regular season. Dillard enters the 2008 season as the active NCAA leader in catches, yardage and touchdowns. He has now scored a touchdown in 17 of his last 18 conference games and in 23 of his last 27 overall. Dillard is 10 TD catches away from tying the NCAA career mark.

Dillard extended his streak of catching at least two passes in a game to 36. With his 89 receiving yards, he reached the 1,000 yard receiving plateau for the second straight year. He finished the 2007 season with 1,056 receiving yards.

#### BIG PLAYS

C-USA had three of the top seven schools in the FBS in number of offensive scoring plays from scrimmage that went for 25 yards or longer in 2007. Here is a look at the leaders:

School	Plays
Oklahoma	25
Nevada	22
Arkansas	21
<b>Houston</b>	<b>20</b>
<b>Tulsa</b>	<b>19</b>
Oklahoma State	19
<b>East Carolina</b>	<b>18</b>



### Notebook

#### QUICK STRIKES

C-USA had three of the top six schools in the FBS last season in number of offensive scoring drives that took one minute or less off the clock. Here is a look at the leaders:

School	Drives (TDs)
East Carolina	23 (20)
Tulsa	16 (16)
Navy	13 (11)
Missouri	13 (9)
Texas Tech	13 (11)
Houston	12 (12)

#### QUICK STRIKES II

C-USA had three of the top ten schools in the FBS last season in number of offensive scoring drives that took 2:00 minute or less off the clock. Here is a look at the leaders:

School	Drives (TDs)
Tulsa	41 (38)
East Carolina	38 (33)
Texas Tech	37 (32)
Kansas	36 (34)
Central Michigan	34 (32)
Arkansas	32 (28)
Missouri	30 (21)
Cincinnati	29 (25)
Kentucky	28 (22)
Houston	25 (24)



Rice WR Jarrett Dillard became the eighth receiver in NCAA history to reach 40 career TD catches.

#### CAN'T CATCH FLETCH

Southern Miss junior RB **Damion Fletcher** carried 29 times for 155 yards in the Papajohns.com Bowl to finish the season with a single-season best 1,586 yards and 15 rushing scores. He has recorded a total of 16, 100-yard rushing games in his first two seasons at USM, along with seven multi-touchdown games on the ground and 26 career scores.

#### MARTINEZ NAMED LOU GROZA FINALIST

UTEP senior kicker **Jose Martinez** was named one of three finalists for the 16th Annual Lou Groza Collegiate Place-Kicker Award, presented by the FedEx Orange Bowl in 2007. He was the first finalist for the award in school history. Martinez finished 2007 with 95 points on 44 extra points and 17 field goals. His 57-yard field goal against Houston last season was the longest in league history and the third-longest in UTEP annals.

#### TWO C-USA PLAYERS NAMED TO LOMBARDI AWARD WATCH LIST

The preliminary watch list for the 2008 Rotary Lombardi Award was released in March, and two Conference USA players are among the 54 standouts named to the list. Southern Miss junior linebacker **Gerald McRath** and Houston senior defensive end **Phillip Hunt** represent Conference USA on the preseason list.

McRath, the reigning Conference USA Defensive Player of the Year, led the Golden Eagles with 139 tackles last season to go along with 12 tackles for loss, 4.5 sacks, three passes broken up and one forced fumble. For his career, he has tallied 249 career stops, including 23 TFLs and 6.5 sacks. Last season, he tallied seven games in which he recorded 10 or more tackles including a career-best 21 at home against UCF.

Hunt was a one-man wrecking crew on the Cougar defense, as his 10.5 sacks were tops in Conference USA and his 18 tackles for loss ranked second. Hunt was a first-team All-Conference selection and finished with 49 total tackles and a nation's best 10 pass breakups for a defensive lineman. He was named the C-USA Defensive Player of the Week for his effort against SMU on Nov. 4. Hunt helped the Cougars to their third straight bowl appearance last season.

#### RETURNING ALL-CONFERENCE SELECTIONS

Here's a look at the returning All-Conference performers this fall:

#### FIRST TEAM OFFENSE

OL - Pat Brown, Sr., UCF  
TE - Cody Slate, Jr., Marshall  
WR - Jeff Moturi, Jr., UTEP

#### DEFENSE

DL - Phillip Hunt, Sr., Houston  
LB - Gerald McRath, Jr., Southern Miss  
DB - Joe Burnett, Sr., UCF  
DB - Will Dunbar, Sr., UAB

#### SPECIAL TEAMS

PK - Swayze Waters, Sr., UAB  
P - Thomas Morstead, Jr., SMU  
PR - Joe Burnett, Sr., UCF

#### SECOND TEAM OFFENSE

QB - Chase Clement, Sr., Rice  
RB - Damion Fletcher, Jr., Southern Miss  
TE - Shawn Nelson, Sr., Southern Miss  
WR - Duke Calhoun, Jr., Memphis  
WR - Trae Johnson, So., Tulsa  
WR - Brennan Marion, Jr., Tulsa

#### DEFENSE

DL - Moton Hopkins, Sr., Tulsa  
DL - Bruce Miller, Jr., UCF  
DL - Zack Slate, Sr., East Carolina  
LB - Joe Henderson, Sr., UAB  
LB - Brian Raines, Sr., Rice  
DB - Kenneth Fontenette, Sr., Houston  
DB - Andrew Sendejo, Jr., Rice  
DB - C.J. Spillman, Sr., Marshall

#### SPECIAL TEAMS

PK - Jose Martinez, Sr., UTEP  
P - Britt Barefoot, Sr., Southern Miss  
LS - John Warren, Sr., Tulsa

#### DEFENSIVE PLAYER OF THE YEAR

LB - Gerald McRath, Jr., Southern Miss

#### NEWCOMER OF THE YEAR

WR - Brennan Marion, Jr., Tulsa

## Notebook

### 2007 RETURNING STATISTICAL LEADERS

The leader or runner-up in eight of the 13 major statistical categories listed below is set to return this fall. Here's a look at the top returnees:

#### RUSHING

4. Jr., RB, Damion Fletcher, USM  
2007: 295-for-1,586 yards; 5.4 avg; 15 TD; 122.0 ypg.

#### PASSING YARDAGE

3. Sr., QB, Chase Clement, Rice  
2007: 300-for-508; 3,377 yds.; 29 TD; 281.4 ypg.

#### PASSING EFFICIENCY

2. So., QB, Case Keenum, HOU  
2007: 147.6; 187-273-10; 68.5; 2,259 yards; 14 TD

#### RECEPTIONS

2. Sr., WR, Jarett Dillard, Rice  
2007: 79-for-1,057 yards; 13.4 apc.; 14 TD; 6.58 rpg.

#### RECEIVING YARDS

2. Sr., WR, Brennan Marion, TLS  
2007: 39-for-1,244 yards; 31.9 apc.; 88.9 ypg.; 11 TD

#### ALL-PURPOSE YARDS

6. Jr., RB, Damion Fletcher, USM  
2007: 1,860 total yards; 1,586 rushing; 227 receiving  
0 punt return yards; 47 kick return yards; 143.1 ypg

#### TOTAL OFFENSE

2. Sr., QB, Chase Clement, Rice  
2007: 3,912 total yards; 535 rushing; 3,912 passing  
(652 plays), 326.0 ypg

#### SCORING

7. Sr., PK, Jose Martinez, UTEP  
2007: 95 points; 0 TD; 44 XPT; 17 FG; 7.9 ppg.

#### FIELD GOALS

1. Sr., PK, Swayze Waters, UAB  
2007: 1.83 FG per game; 22-28 (78.6%)

#### PUNTING

1. Sr., P, Thomas Morstead, SMU  
2007: 57 for 2,545 yards; 72 long; 44.6 avg

#### TACKLES

3. Sr., DB, C.J. Spillman, Marshall  
2007: 131 (64 solo, 67 assist); 10.9 avg.

4. Jr., LB, Gerald McRath, Southern Miss  
2007: 139 (71 solo, 68 assist); 10.7 avg.

#### SACKS

1. Sr., DL, Phillip Hunt, HOU  
2007: 10.5 (8 solo, 5 assist)

#### INTERCEPTIONS

1. Sr., DB, Johnell Neal, UCF  
2007: 6

### RETURNING STARTERS

Here's a look at the returning starters on offense, defense and special teams (including punt and kick returners) for each Conference USA school:

School	Off.	Def.	ST
East Carolina	6	9	3
Houston	6	8	1
Marshall	8	8	3
Memphis	7	6	2
Rice	8	6	2
SMU	5	5	2
Southern Miss	6	4	3
Tulane	8	7	4
Tulsa	9	5	1
UAB	8	9	2
UCF	5	9	2
UTEP	5	8	2

### RETURNING LETTERWINNERS

Here's a look at the number of lettermen returning and lost for each C-USA school:

School	Ret.	Lost
East Carolina	50	19
Houston	56	19
Marshall	45	15
Memphis	52	18
Rice	53	18
SMU	39	10
Southern Miss	41	22
Tulane	49	15
Tulsa	40	13
UAB	47	20
UCF	37	23
UTEP	47	19

### TWO FOR 2,000

Conference USA became just the second conference ever to produce a pair of 2,000-yard rushers in the same season when UCF's **Kevin Smith** and Tulane's **Matt Forté** both accomplished the feat last season. Smith and Forté are just the 12th and 13th players in FBS history to reach the 2,000-yard mark and the duo joins Ricky Williams of Texas and Troy Davis of Iowa State in 1996 as the only conference rivals to run for 2,000 yards in the same season.

Both players final rushing totals rank among the top seven individual seasons in FBS history. Smith finished his career in second with 2,567 yards, while Forté sits in seventh with 2,127.

### FBS SINGLE-SEASON RUSHING YARDS

Player, Team, Year	G	Carries	Yds.
Barry Sanders, OSU, 1988	11	344	2,628
<b>Kevin Smith, UCF, 2007</b>	<b>14</b>	<b>450</b>	<b>2,567</b>
Marcus Allen, USC, 1981	11	403	2,342
Troy Davis, Iowa St., 1996	11	403	2,185
LaDarian Tomlinson, TCU, 2000	11	369	2,185
Mike Rozier, NEB, 1983	12	275	2,148
<b>Matt Forté, TLN, 2007</b>	<b>12</b>	<b>361</b>	<b>2,127</b>
Ricky Williams, TEX, 1996	11	361	2,124
Larry Johnson, PSU, 2002	13	271	2,087
Byron Hanspard, TT, 1996	11	339	2,084
Rashaan Salaam, COL, 1994	11	298	2,055
J.J. Arrington, CAL, 2004	12	289	2,018
Ray Rice, RUT, 2007	13	380	2,012
Troy Davis, Iowa St., 1996	11	345	2,010





## EAST CAROLINA PIRATES

Location:	Greenville, N.C.
Founded:	1907
Enrollment:	24,351
Nickname:	Pirates
Colors:	Purple and Gold
Stadium:	Dowdy-Ficklen Stadium (43,000)
Chancellor:	Dr. Steve Ballard
Faculty Athletics Representative:	Dr. David Dossier
Athletic Director:	Terry Holland
Senior Woman Administrator:	Rosie Thompson
Basic Offense:	Multiple
Basic Defense:	Multiple

### FOOTBALL STAFF

Head Coach: Skip Holtz  
Alma Mater: Notre Dame '86  
Record at East Carolina: 20-17 (.541) 3 Seasons  
Career Record: 54-40 (.574) 8 Seasons

Offensive Coordinator/Offensive Line  
Steve Shankweiler (Davidson '74)

Offensive Coordinator/Quarterbacks  
Todd Fitch (Ohio Wesleyan '86)

Defensive Coordinator/Linebackers  
Greg Hudson (Notre Dame '90)

Assistant Head Coach/Defensive Backs  
Rick Smith (Florida State '71)

Wide Receivers  
Donnie Kirkpatrick (Lenoir-Rhyne '82)

Tight Ends  
Phil Petty (South Carolina '01)

Running Backs  
Junior Smith (East Carolina '97)

Defensive Tackles  
Rock Roggeman (Notre Dame '85)

Defensive Ends/Special Teams  
Vernon Hargreaves (Connecticut '86))

Staff Assistant  
Dwayne Ledford (East Carolina '99)

Staff Assistant  
Tim Carter (Tulane '01)

Football Office Phone: 252/737-4570 Fax: 252/737-4646

### SPORTS INFORMATION

Media Relations Director:	Tom McClellan
Office Phone:	252/737-1274
Home Phone:	252/321-1454
Cell Phone:	252/414-0990
Fax:	252/737-4528
E-Mail:	mcclellant@ecu.edu
Website:	www.ECUPirates.com
Press Box Phone:	252/737-4697

### 2008 SCHEDULE

Aug. 30	vs. Va. Tech (Charlotte) (ESPN/ESPN 2)
Sept. 6	WEST VIRGINIA (ESPN 2)
<b>Sept. 13</b>	<b>at Tulane</b>
Sept. 20	at North Carolina State
<b>Sept. 27</b>	<b>HOUSTON (CBS College Sports)</b>
Oct. 11	at Virginia
<b>Oct. 18</b>	<b>MEMPHIS</b>
<b>Nov. 2 (Sun.)</b>	<b>at UCF (ESPN)</b>
<b>Nov. 8</b>	<b>MARSHALL (CBS College Sports)</b>
<b>Nov. 15</b>	<b>at Southern Miss</b>
<b>Nov. 22</b>	<b>at UAB</b>
<b>Nov. 28</b>	<b>UTEP (CBS College Sports)</b>

Conference games in **bold italics**.  
Home games in ALL CAPS

### 2007 RESULTS

S1	at (9) Virginia Tech	L	7-17	0-1
S8	NORTH CAROLINA	W	34-31	1-1
<b>S15</b>	<b>SOUTHERN MISS</b>	<b>L</b>	<b>21-28</b>	<b>1-2</b>
S22	at (5) West Virginia	L	7-48	1-3
<b>S29</b>	<b>at Houston</b>	<b>W</b>	<b>37-35</b>	<b>2-3</b>
<b>O6</b>	<b>UCF</b>	<b>W</b>	<b>52-38</b>	<b>3-3</b>
<b>O13</b>	<b>at UTEP</b>	<b>W</b>	<b>45-42 (OT)</b>	<b>4-3</b>
O20	NORTH CAROLINA STATE	L	20-34	4-4
<b>O27</b>	<b>UAB</b>	<b>W</b>	<b>41-6</b>	<b>5-4</b>
<b>N3</b>	<b>at Memphis</b>	<b>W</b>	<b>56-40</b>	<b>6-4</b>
<b>N10</b>	<b>at Marshall</b>	<b>L</b>	<b>7-26</b>	<b>6-5</b>
<b>N24</b>	<b>TULANE</b>	<b>W</b>	<b>35-12</b>	<b>7-5</b>
D23	(22) Boise State	W	41-38	8-5

(Sheraton Hawai'i Bowl)

### NOTING THE PIRATES

• The Pirates are coming off an 8-5 season in which they posted a school-best 6-2 record in C-USA play and capped the season with a thrilling 41-38 win over No. 22 Boise State in the Sheraton Hawai'i Bowl. ECU closed the year by scoring 30 or more points in six of its last seven C-USA games.

• East Carolina will once again face one of the most challenging schedules in the nation. The Pirates will "host" ACC Champion Virginia Tech in Charlotte to open the season and then welcome Big East Champion West Virginia to Greenville the following week. ECU will visit rival N.C. State on Sept. 20 and travel to Virginia, which is coming off a New Year's Day bowl appearance, on Oct. 11.

• East Carolina used two quarterbacks throughout the 2007 season. **Patrick Pinkney** played in all 13 games, making five starts. He completed 61 percent of his passes (121-of-200) for 1,358 yards and 11 touchdowns, while also rushing for 306 yards. **Rob Kass** made seven starts and played in 10 contests, passing for 1,164 yards and nine TDs.

• Strong safety **Van Eskridge** was a second team All-Conference USA selection after leading the team with 104 tackles (55 solo). He also had 6.5 tackles for loss, an interception and a fumble return for a touchdown.

• Defensive lineman **Zack Slate** had a team-high 11.5 tackles for loss last season, notching at least 1.5 TFL's in five games. He registered 49 total stops and forced two fumbles.

• Wide receiver **Jamar Bryant** led the team in receptions (48), receiving yards (708) and tied for the lead in TD receptions (6). His 48 catches ranked as the eighth-highest single season total in school history.



## EAST CAROLINA PIRATES

### 2008 PRESEASON DEPTH CHART

*Returning starters in bold*

#### Lettermen

Returning/Lost: 50/19

#### Starters

Offensive Returning/Lost: 6/5

Defensive Returning/Lost: 9/2

Special Teams Returning/Lost: 3/1

#### Offense

WR (X) **Jamar Bryant**, Darryl Freeneey  
WR (A) Reyb Willis, D.J. McFadden  
OT **Stanley Bryant**, Terence Campbell  
OG T.J. Harper, Andrew Farr  
C Sean Allen, **Stephen Heis**, Fred Hicks\*  
OG **Doug Palmer**, Cory Dowless, Doug Polochak\*  
OT D.J. Scott, Travis Melvin  
TE **Davon Drew**, J.R. Kraemer, Michael Byrd  
QB **Patrick Pinkney**, **Rob Kass**  
FB Kevin Gidrey, Jason Simmons  
RB Dominique Lindsay, Brandon Simmons, Norman Whitley\*  
WR (H) Dwayne Harris, Michael Bowman  
WR (Z) Alex Taylor, T.J. Terrell, T.J. Lee\*

#### Defense

DE **Zack Slate**, Scotty Robinson, Marcus Hands\*  
DT **Jay Ross**, Antonio Allison, Josh Smith  
DT Linval Joseph, **Khalif Mitchell**, Maurice Mercer  
DE **C.J. Wilson**, Willie Smith  
OLB **Quentin Cotton**, Cliff Perryman  
MLB Nick Johnson, Steve Spence, Jeremy Chambliss\*  
OLB Lorenzo Osborne, Melvin Patterson, **Pierre Bell**\*  
CB **Jerek Hewett**, Travis Simmons  
SS **Van Eskridge**, Dekota Marshall  
FS **J.J. Milbrook**, Chris Mattocks  
CB Leon Best, Emmanuel Davis

#### Specialists

PK **Ben Hartman**, Matt Dodge  
P **Matt Dodge**, Nathan Przestrzelski  
KR Jonathan Williams, Dwayne Harris  
PR **Dwayne Harris**, Jerek Hewett

\* projected starters or key reserves that missed spring drills because of off-season surgery and/or injury

#### Key Losses

OG Matt Butler  
OT Josh Coffman  
WR Phillip Henry  
RB/KR Chris Johnson  
DT Mark Robinson  
TE/FB Jay Sonnhalter  
CB Travis Williams  
LB Fred Wilson

### 2007 STATISTICAL LEADERS

Rushing	Att.	Yds.	Avg.	TD	Long	
Chris Johnson	236	1423	6.0	17	70	
Patrick Pinkney	79	306	3.9	1	45	
<b>TOTALS</b>	<b>484</b>	<b>2378</b>	<b>4.9</b>	<b>29</b>	<b>70</b>	
Passing	Att.	Comp	Pct.	INT	Yards	TD
Patrick Pinkney	200	121	.605	4	1358	11
Rob Kass	175	96	.549	4	1164	9
<b>TOTALS</b>	<b>395</b>	<b>224</b>	<b>.567</b>	<b>9</b>	<b>2633</b>	<b>21</b>
Receiving	Rec	Yds.	Avg.	TD	Long	
Jamar Bryant	48	704	14.7	6	80	
Chris Johnson	37	528	14.3	6	78	
Phillip Henry	27	279	10.3	0	20	
<b>TOTALS</b>	<b>224</b>	<b>2633</b>	<b>11.8</b>	<b>21</b>	<b>80</b>	
Field Goals	Made-Att.	Pct.	Long			
Ben Hartman	13-22	.591	52			
<b>TOTALS</b>	<b>13-22</b>	<b>.591</b>	<b>52</b>			
Punting	No.	Yards	Avg.	In 20	Long	
Matt Dodge	80	3307	41.3	24	67	
<b>TOTALS</b>	<b>82</b>	<b>3307</b>	<b>40.3</b>	<b>24</b>	<b>67</b>	
Tackles	Solos	Ast	Total			
Van Eskridge	55	49	104			
Pierre Bell	45	52	97			
Fred Wilson	26	55	81			
Travis Williams	53	24	77			
Quentin Cotton	35	31	66			
<b>TOTALS</b>	<b>542</b>	<b>562</b>	<b>1104</b>			
Interceptions	No.	Yds.	Avg.	TD		
J.J. Milbrook	3	37	12.3	0		
Leon Best	2	47	23.5	0		
<b>TOTALS</b>	<b>17</b>	<b>217</b>	<b>12.8</b>	<b>0</b>		

### 2007 TEAM STATISTICS

Category	East Carolina	Opponents
First Downs	403	395
Rushes-Yards	484-2378	472-1848
Rushing Yards/Game	182.9	142.2
Passes Att./Comp./Int.	395-224-9	520-334-17
Completion Pct.	.567	.642
Passing Yards	2633	3757
Passing Yards/Game	202.5	289.0
Total Off. Plays/Yds	879-5011	992-5605
Total Offense/Game	385.5	431.2
Punts-Average	82-40.3	61-37.0
Punt Returns-Avg.	34-7.6	29-13.8
Kickoff Returns-Avg.	62-24.3	63-25.0
Interceptions-Yards	17-12.8	9-9.4
Fumbles-Lost	15-5	28-14
Penalties-Yards	104-827	71-699
3rd Down Conversions	71-182	81-201
3rd Down Conversion Percentage	.391	.403
4th Down Conversions	4-12	11-19
4th Down Conversion Percentage	.333	.579
Sacks By-Yards	24-153	26-163
Avg. Time of Possession	28:56	31:04



### EAST CAROLINA PIRATES

#### SPRING ROSTER



NO.	NAME	POS.	HT.	WT.	YR.	EXP.	HOMETOWN/HS, JC or COLLEGE
54	Sean Allen	OL	6-3	307	Jr.	2L	Wilson, N.C./Hunt
99	Antonio Allison	DL	6-4	297	Fr.	RS	Statesville, N.C./West Iredell
56	Chris Atkins	DL	6-3	242	So.	SQ	Chattahoochee, Fla./West Gadsden
1	Darnell Ballard	RB	5-7	190	Jr.	SQ	Fayetteville, N.C./Cape Fear
34	Pierre Bell	LB	6-2	231	Sr.	3L	Vanceboro, N.C./West Craven
1	Leon Best	DB	6-0	205	Sr.	3L	Kinston, N.C./North Lenoir
26	Derek Blacknall	DB	5-11	187	Fr.	RS	Greensboro, N.C./Dudley
22	Michael Bowman	WR	5-9	165	Fr.	RS	Wadesboro, N.C./Anson County
33	Justin Brockmeyer	RB	5-10	201	Jr.	SQ	Pasadena, Md./McDaniel College
84	Javon Brumsey	WR	6-4	191	So.	SQ	Elizabeth City, N.C./Northeastern
10	Jamar Bryant	WR	6-2	208	Jr.	2L	Hamlet, N.C./Richmond County
78	Stanley Bryant	OL	6-5	282	Sr.	1L	Goldsboro, N.C./Elizabeth City State
24	Jeremy Bullock	DB	6-0	195	Jr.	SQ	Littleton, N.C./Northwest Halifax
86	Michael Byrd	TE	6-4	235	Fr.	RS	Thomasville, N.C./Thomasville
74	Terence Campbell	OL	6-5	320	Jr.	1L	Maxton, N.C./Purnell Swett
37	Julian Carter	DB	6-2	191	Fr.	RS	New Bern, N.C./New Bern
49	Jeremy Chambliss	LB	6-0	227	Jr.	2L	Tyrone, Ga./Douglass
50	Quentin Cotton	LB	6-2	224	Sr.	2L	High Point, N.C./Glenn
93	Kwaku Danso	DL	6-6	345	Jr.	SQ	Kumasi, Ghana/Opoku Ware
38	Emanuel Davis	DB	5-11	187	Fr.	RS	Manteo, N.C./Manteo
14	Matt Dodge	P/PK	6-2	220	Jr.	1L	Morehead City, N.C./Appalachian State
75	Cory Dowless	OL	6-5	287	So.	1L	Franklinville, N.C./Eastern Randolph
3	Davon Drew	TE	6-4	254	Sr.	2L	New Bern, N.C./New Bern
4	Van Eskridge	DB	6-0	200	Jr.	2L	Shelby, N.C./Shelby
60	Andrew Freer	OL	6-4	279	So.	SQ	Pell City, Ala./Hargrave Military
81	Darryl Freeney	WR	5-11	196	Fr.	RS	Suffolk, Va./Nansemond River
45	Kevin Gidrey	FB/TE	6-2	260	So.	1L	Virginia Beach, Va./Kempsville
--	Anthony Green	WR	6-2	192	So.	SQ	Concord, N.C./Central Cabarrus
27	Spencer Hampton	DB	5-10	202	So.	SQ	Greenville, N.C./D.H. Conley
92	Marcus Hands	DL	6-5	281	Sr.	3L	Wilmington, N.C./Laney
73	T.J. Harper	OL	6-2	317	Jr.	TR	Meridian, Miss./Pearl River CC
17	Dwayne Harris	WR	6-0	198	So.	1L	Stone Mountain, Ga./Tucker
30	Ben Hartman	PK	5-11	210	Jr.	2L	Winston-Salem, N.C./North Davidson
58	Austin Haynes	LB	6-2	212	Fr.	RS	Jacksonville, N.C./Southwest Onslow
72	Stephen Heis	OL	6-5	285	Jr.	2L	Cincinnati, Ohio/Anderson
39	Ben Herlocker	FB	6-0	219	Fr.	RS	Charlotte, N.C./Charlotte Catholic
35	Jerek Hewett	DB	5-11	195	Sr.	3L	Shalotte, N.C./West Brunswick
57	Fred Hicks	OL	6-0	304	Sr.	3L	Seffner, Fla./Armwood
46	A.J. Johnson	DL	6-2	256	So.	SQ	Atlanta, Ga./Southside
44	Nick Johnson	LB	6-1	215	Jr.	2L	Charlotte, N.C./East Mecklenburg
--	Derrick Jones	RB	6-1	235	Sr.	SQ	Elizabethtown, N.C./Louisburg
97	Linval Joseph	DL	6-6	358	So.	1L	Alachua, Fla./Santa Fe
14	Rob Kass	QB	6-4	255	Jr.	2L	Longwood, Fla./Lake Highland
87	J.R. Kraemer	TE	6-5	243	Sr.	1L	Wildwood, Mo./Illinois
7	T.J. Lee	WR	6-0	207	Sr.	1L	Raleigh, N.C./Bakersfield Junior College
24	Dominique Lindsay	RB	5-10	210	Sr.	3L	Charlotte, N.C./Independence
--	Dustin Lineback	LB	5-11	229	So.	SQ	Climax, N.C./Brevard
55	Dalvon Mack	LB	6-0	220	Sr.	1L	Fayetteville, N.C./Livingston College
23	Dekota Marshall	DB	6-1	195	So.	1L	Jacksonville, N.C./Southwest Onslow
19	Chris Mattocks	DB	6-0	210	Jr.	1L	New Bern, N.C./New Bern
4	Taylor Mazzone	QB	6-1	197	Jr.	SQ	Raleigh, N.C./Mississippi
12	D.J. McFadden	WR	6-2	217	Fr.	RS	Charlotte, N.C./Independence
64	Travis Melvin	OL	6-6	291	So.	SQ	Fayetteville, N.C./Cape Fear
93	Maurice Mercer	DL	6-5	259	Fr.	RS	Nashville, N.C./Nash Central
20	J.J. Milbrook	DB	5-9	191	Sr.	3L	Miami, Fla./Pace
98	Khalif Mitchell	DL	6-6	306	Sr.	1L	Virginia Beach, Va./North Carolina
--	Erik Nowell	WR	5-9	163	Jr.	SQ	Charlotte, N.C./West Mecklenburg
31	Lorenzo Osborne	LB	6-3	202	Jr.	2L	Atlanta, Ga./Mays
55	Murphy Paderick	PK	5-11	211	So.	SQ	Sanford, N.C./Lee County
70	Doug Palmer	OL	6-3	300	Jr.	2L	Fayetteville, N.C./Byrd
9	Melvin Patterson	LB	6-3	219	So.	1L	Alachua, Fla./Santa Fe
40	Cliff Perryman	LB	6-1	225	Fr.	RS	Richmond, Va./Hermitage



## EAST CAROLINA PIRATES

NO.	NAME	POS.	HT.	WT.	YR.	EXP.	HOMETOWN/HS, JC or COLLEGE
15	Patrick Pinkney	QB	6-0	198	Sr.	1L	Fayetteville, N.C./Pine Forest
26	Wes Pittman	WR	5-11	203	So.	SQ	Raleigh, N.C./Cary
63	Doug Poliochak	OL	6-4	284	So.	SQ	Ponte Vedra Beach, Fla./Nease
5	Nathan Przestrzelski	P	6-5	195	So.	SQ	Black Mountain, N.C./Charles D. Owen
59	Wilson Raynor	DS	6-2	235	Sr.	3L	Dunn, N.C./Hargrave Military
21	Darryl Reynolds	DB	6-1	189	So.	1L	New Bern, N.C./New Bern
53	Scotty Robinson	DL	6-4	246	Jr.	2L	Salisbury, N.C./Salisbury
6	J.R. Rogers	RB	5-11	197	Jr.	RS	Raleigh, N.C./Bakersfield Junior College
90	Jay Ross	DL	6-3	306	Jr.	2L	Wilmington, N.C./New Hanover
66	D.J. Scott	OL	6-6	324	So.	1L	Green Cove Springs, Fla./Clay
79	Brandon Setzer	DL	6-6	335	Sr.	2L	Thomasville, N.C./Hargrave Military
25	Brandon Simmons	RB	6-1	223	Sr.	2L	Newton Grove, N.C./Elizabeth City State
43	Jason Simmons	FB	6-0	237	Sr.	SQ	Newton Grove, N.C./Elizabeth City State
13	Travis Simmons	DB	5-10	179	So.	1L	Tallahassee, Fla./Florida A&M HS
41	Zack Slate	DL	6-5	221	Sr.	3L	Melbourne, Fla./Melbourne
13	Joe Sloan	H/QB	5-11	174	Jr.	1L	Chester, Va./Thomas Dale
--	Andrew Smith	OL	6-0	239	Fr.	RS	Huntersville, N.C./Hopewell
79	Josh Smith	DL	6-1	240	So.	TR	Raleigh, N.C./Western Carolina
94	Willie Smith	DL	6-6	276	So.	1L	Kenly, N.C./North Johnston
55	Steve Spence	LB	6-2	215	Fr.	RS	Norfolk, Va./Norfolk-Maury
85	Martin Tanski	TE	6-3	245	Jr.	SQ	Raleigh, N.C./Wakefield
80	Alex Taylor	WR	6-4	207	Jr.	1L	Greensboro, N.C./Southwest Guilford
82	T.J. Terrell	WR	5-10	173	So.	SQ	San Antonio, Texas/Nicholls State
28	Matt Thompson	LB	6-2	203	Fr.	RS	Mebane, N.C./Eastern Alamance
89	Will Towery	TE	6-5	282	Fr.	RS	Asheville, N.C./A.C. Reynolds
40	Kurtis von Bargaen	DB	5-10	195	Sr.	SQ	Midlothian, Va./Benedictine
27	Devon Wallace	DB	6-2	198	Fr.	RS	Burlington, N.C./Southern Alamance
--	David Ward	FB	5-11	242	Sr.	SQ	Raleigh, N.C./Elon
85	DeMorio Waymon	WR	6-3	185	Fr.	RS	Tallahassee, Fla./Rickards
33	Norman Whitley	RB	5-9	187	So.	SQ	Hamlet, N.C./Richmond County
	Jonathan Williams	RB	6-1	196	So.	1L	Greenville, N.C./J.H. Rose
8	Reyn Willis	WR	6-3	215	Jr.	TR	Lynchburg, Va./Alabama
95	C.J. Wilson	DL	6-4	271	Jr.	2L	Belhaven, N.C./Northside



### 2008 SPRING SIGNEES

NAME	POS.	HT.	WT.	YR.	HOMETOWN/HS, JC or COLLEGE
Dayon Arrington	WR	6-2	205	Fr.	Silver Spring, Md./Hargrave
C. J. Brown	OL	6-4	315	Fr.	Wilmington, N.C./New Hanover
Mike Brown	TE	6-4	230	Fr.	Reidsville, N.C./Reidsville
Josh Clark	OL	6-4	265	Fr.	Gastonia, N.C./North Gaston
Allen Crowder	DL	6-2	260	Fr.	Mebane, N.C./Eastern Alamance
Dalton Faulds	OL	6-3	285	Fr.	Ponte Vedra Beach, Fla./Nease
Anthony Garner	DL	6-1	290	Fr.	Siler City, N.C./Jordan-Matthews
Grant Harner	OL	6-6	300	Fr.	Jacksonville, Fla./Bartram Trail
*T.J. Harper	OL	6-2	315	Jr.	Meridian, Miss./Pearl River CC
Jacobi Jenkins	WR	6-0	175	Fr.	Rocky Mount, N.C./Rocky Mount
Adrian Jones	ATH	5-11	180	Fr.	Laurinburg, N.C./Scotland
Robert Jones	DL	6-3	260	Fr.	Tucker, Ga./Tucker
Josh Jordan	QB	6-4	210	Fr.	St. Amant, La./St. Amant
Max Joyner	LB	6-2	191	Fr.	Greenville, N.C./J.H. Rose
Logan Kudlinski	OL	6-5	265	Fr.	Orange Park, Fla./Orange Park
Rahkeem Morgan	DB	6-0	180	Fr.	Asheville, N.C./Asheville
Leonard Paulk	DB	5-11	180	Fr.	Columbia, S.C./Richland Northeast
Justin Venable	DB	6-1	185	Fr.	Climax, N.C./Southeast Guilford
Joe Womack	WR	6-1	195	Fr.	Jacksonville, N.C./Northside

\* denotes mid-year signees



## HOUSTON COUGARS

Location:	Houston, Texas
Founded:	1927
Enrollment:	35,400
Nickname:	Cougars
Colors:	Scarlet and White with Navy Trim
Stadium:	John O'Quinn Field at Robertson Stadium (32,000)
Chancellor/President:	Dr. Renu Khator
Faculty Athletics Representative:	Richard Scamell
Athletic Director:	Dave Maggard
Senior Woman Administrator:	DeJuena Crizer
Basic Offense:	Multiple
Basic Defense:	4-3

### 2008 SCHEDULE

Aug. 30	SOUTHERN
Sept. 6	at Oklahoma State
Sept. 13	AIR FORCE (CBS College Sports)
Sept. 20	at Colorado State
<b>Sept. 27</b>	<b>at East Carolina (CBS College Sports)</b>
<b>Oct. 9</b>	<b>UAB (CBS College Sports)</b>
<b>Oct. 18</b>	<b>at SMU</b>
<b>Oct. 28 (Tue.)</b>	<b>at Marshall (ESPN 2)</b>
<b>Nov. 8</b>	<b>TULANE</b>
<b>Nov. 15</b>	<b>TULSA</b>
<b>Nov. 22</b>	<b>UTEP</b>
<b>Nov. 29</b>	<b>at Rice</b>

Conference games in **bold italics**.  
Home games in ALL CAPS

### FOOTBALL STAFF

Head Coach: Kevin Sumlin  
Alma Mater: Purdue '86  
Record at Houston: 0-0 (.000) First Season  
Career Record: 0-0 (.000) First Season

#### Offensive Coordinator/Quarterbacks

Dana Holgorsen (Iowa Wesleyan '93)

#### Co-Offensive Coordinator/Wide Receivers/Recruiting Coordinator

Jason Phillips (Houston '01)

#### Defensive Coordinator/Safeties

John Skladany (Central Connecticut State '72)

#### Linebackers

Leon Burtnett (Southwestern College '65)

#### Offensive Line

Joe Gilbert (Hamilton College '87)

#### Defensive Line

Jim Jeffcoat (Arizona State '90)

#### Special Teams/Tight Ends

Tony Levine (Minnesota '96)

#### Running Backs

Clarence McKinney (University of Mary '94)

#### Cornerbacks

Zac Spavital (Murray State '04)

#### Director of Football Operations

Justin Moore (Texas A&M '04)

Football Office Phone: 713/743-9388 Fax: 713/743-9428

### SPORTS INFORMATION

Associate AD/Football SID:	Chris Burkhalter
Office Phone:	713/743-9404
Cell Phone:	713/775-1542
Fax:	713/743-9411
E-Mail:	cburkha@central.uh.edu
Website:	www.UHCougars.com
Press Box Phone:	713/743-0550

### 2007 RESULTS

S1	at Oregon	L	27-48	0-1
<b>S15</b>	<b>at Tulane</b>	<b>W</b>	<b>34-10</b>	<b>1-1</b>
S22	COLORADO STATE	W	38-27	2-1
<b>S29</b>	<b>EAST CAROLINA</b>	<b>L</b>	<b>35-37</b>	<b>2-2</b>
O6	at Alabama	L	20-34	2-3
<b>O13</b>	<b>RICE</b>	<b>W</b>	<b>56-48</b>	<b>3-3</b>
<b>O20</b>	<b>at UAB</b>	<b>W</b>	<b>49-10</b>	<b>4-3</b>
<b>O27</b>	<b>at UTEP</b>	<b>W</b>	<b>34-31</b>	<b>5-3</b>
<b>N4</b>	<b>SMU</b>	<b>W</b>	<b>38-28</b>	<b>6-3</b>
<b>N10</b>	<b>at Tulsa</b>	<b>L</b>	<b>7-56</b>	<b>6-4</b>
<b>N17</b>	<b>MARSHALL</b>	<b>W</b>	<b>35-28</b>	<b>7-4</b>
N24	TEXAS SOUTHERN	W	59-6	8-4
<b>D28</b>	<b>TCU</b>	<b>L</b>	<b>13-20</b>	<b>8-5</b>
	(Texas Bowl)			

### NOTING THE COUGARS

- New head coach **Kevin Sumlin** became the first African-American to lead a Division I-FBS program in the state of Texas when he was hired in December 2008. Former North Texas head coach Matt Simon was hired in 1993 when the UNT program was a Division I-FCS member.

- For the fourth time in the last five years, Houston played in a postseason bowl game. The Cougars squared off with former conference rival TCU in the second annual Texas Bowl at Reliant Stadium in Houston, falling to the Horned Frogs, 20-13. The Cougars' 8-5 record marked the first time since 1989-90 that UH has posted back-to-back winning seasons.

- Senior DE **Phillip Hunt** is a member of the Lombardi Award preseason watch list. Hunt was a one-man wrecking crew on the Cougar defense, as his 10.5 sacks were tops in Conference USA and his 18 tackles for loss ranked second. Hunt was a first-team All-Conference selection and finished with 49 total tackles and a nation's best 10 pass breakups for a defensive lineman.

- Quarterback **Case Keenum** was chosen as the league's Freshman of the Year by both the media and coaches. Despite splitting playing time with **Blake Joseph** for much of the season, Keenum completed 69 percent of his passes for 2,259 yards and 14 touchdowns. He threw for a career high 335 yards in the Texas Bowl.

- The Cougars return their entire secondary in 2008. Cornerbacks **Brandon Brinkley** and **Quinte Williams** join safeties **Kenneth Fontenette** and **Ernest Miller** should be among UH's leading defensive performers this season.



## HOUSTON COUGARS

### 2008 PRESEASON DEPTH CHART

*Returning starters in bold*

#### Lettermen

Returning/Lost: 56/19

#### Starters

Offensive Returning/Lost: 6/6

Defensive Returning/Lost: 8/3

Special Teams Returning/Lost: 1/1

#### Offense

WR-X L.J. Castille, Tim Moore, JoJo Florence  
 WR-H **Chris Gilbert**, Tyron Carrier, E.J. Smith  
 WR-Y **Mark Hafner**, Wesley Scourten, Demetrius Woods  
 WR-Z Chaz Rodriguez, Anthony Reasno, Patrick Edwards  
 LT Sirvincent Rogers, Josh Bell  
 LG Isaiah Agson, Chris Thompson, Jaryd Anderson  
 C **Carl Barnett**, Michael Sanchez, Chris Thompson  
 RG **Michael Bloesch**, Justin Freeman  
 RT Sebastian Vollmer, **Matt Hart**, Chad Mullen  
 QB **Case Keenum**, Blake Joseph, Tramaine Dorsey  
 RB Andre Kohn, Terrance Ganaway, Justin Johnson  
 HB Jordan Shoemaker

#### Defense

DE Billy Hartford, Michael Ray, Jasmine Martel  
 NT **Isaiah Thompson**, Raymond Alake, Demarcus Lattier, Cody Pree  
 DT Tate Stewart, **Eil Ash**, Jake Ebner  
 Rush **Phillip Hunt**, Mamood Barbandi  
 SLB Matt Nicholson, C.J. Cavness  
 MLB **Cody Lubojasky**, Shomari Williams  
 WLB Tyrell Graham, Britton Maxwell, Chris Mitchell  
 CB Quinte Williams, Carson Blackmon/Harry Simon  
 LCB Brandon Brinkley, Loyce Means, B.K. Johnson  
 RCB **Quinte Williams**, A.J. Edwards, Roisean Haynes  
 SS **Ernest Miller**, **Stephen James**, Carson Blackmon  
 FS **Kenneth Fontenette**, Ricardo Bates, Tim Mercer

#### Specialists

K Jonathan Gibson, Ben Bell  
 P **Chase Turner**, Tommy Skinner  
 KR Chris Gilbert, Chaz Rodriguez, Patrick Edwards  
 PR Patrick Edwards, Chaz Rodriguez, Chris Gilbert

#### Key Losses

OL Jeff Akeroyd  
 RB Anthony Alridge  
 WR Donnie Avery  
 OL Dustin Dickinson  
 WR Jeron Harvey  
 ILB Trent Allen  
 OLB Brendan Pahulu  
 FS Rocky Schwartz

### 2007 STATISTICAL LEADERS

Rushing	Att.	Yds.	Avg.	TD	Long
Anthony Alridge	259	1597	6.2	14	60
Terrance Ganaway	109	550	5.0	6	60
<b>TOTALS</b>	<b>599</b>	<b>2911</b>	<b>4.9</b>	<b>32</b>	<b>60</b>

Passing	Att.	Comp	Pct.	INT	Yards	TD
Case Keenum	273	187	.685	10	2259	14
Blake Joseph	155	100	.645	4	1324	9
<b>TOTALS</b>	<b>437</b>	<b>291</b>	<b>.666</b>	<b>15</b>	<b>3614</b>	<b>24</b>

Receiving	Rec	Yds.	Avg.	TD	Long
Donnie Avery	91	1456	16.0	7	77
Jeron Harvey	55	673	12.2	3	49
Anthony Alridge	42	428	10.2	5	86
<b>TOTALS</b>	<b>291</b>	<b>3614</b>	<b>12.4</b>	<b>24</b>	<b>86</b>

Field Goals	Made-Att.	Pct.	Long
T.J. Lawrence	13-22	.591	46
<b>TOTALS</b>	<b>13-22</b>	<b>.591</b>	

Punting	No.	Yards	Avg.	In 20	Long
Chase Turner	45	1921	42.7	6	65
<b>TOTALS</b>	<b>52</b>	<b>2096</b>	<b>40.3</b>	<b>7</b>	<b>65</b>

Tackles	Solos	Ast	Total
Rocky Schwartz	48	55	103
Kenneth Fontenette	30	39	69
Ernest Miller	27	36	63
Trent Allen	22	38	60
Cody Lubojasky	19	40	59
<b>TOTALS</b>	<b>429</b>	<b>554</b>	<b>983</b>

Interceptions	No.	Yds.	Avg.	TD
Kenneth Fontenette	4	21	5.2	0
Rocky Schwartz	2	55	27.5	0
<b>TOTALS</b>	<b>14</b>	<b>207</b>	<b>14.8</b>	<b>1</b>

### 2007 TEAM STATISTICS

Category	Houston	Opponents
First Downs	333	262
Rushes-Yards	599-2911	474-1818
Rushing Yards/Game	223.9	139.8
Passes Att./Comp./Int.	437-291-15	390-203-14
Completion Pct.	.615	.521
Passing Yards	3614	2935
Passing Yards/Game	278.0	225.8
Total Off. Plays/Yds	1036-6525	864-4753
Total Offense/Game	501.9	365.6
Punts-Average	52-40.3	78-41.8
Punt Returns-Avg.	28-8.8	27-14.6
Kickoff Returns-Avg.	57-20.9	59-19.8
Interceptions-Yards	14-207	15-104
Fumbles-Lost	33-15	16-9
Penalties-Yards	101-880	76-674
3rd Down Conversions	91-197	70-186
3rd Down Conversion Percentage	.462	.376
4th Down Conversions	13-25	7-14
4th Down Conversion Percentage	.520	.500
Sacks By-Yards	25-171	34-217
Avg. Time of Possession	32:00	28:00



## HOUSTON COUGARS

### SPRING ROSTER

NO.	NAME	POS.	HT.	WT.	YR.	EXP.	HOMETOWN/HS, JC or COLLEGE
76	Fred Agho	DL	6-2	240	Sr.	1L	Houston, Texas/Lamar
75	Isaiah Agson	OL	6-3	320	Sr.	2L	Houston, Texas/Westside
48	Raymond Alake	DT	6-4	265	So.	1L	Arlington, Texas/Timberview
60	Jaryd Anderson	OL	6-4	265	So.	1L	Anchorage, Alaska/South Anchorage
90	Ell Ash	DT	6-5	293	Sr.	2L	Willingboro, N.J./Willingboro/Tennessee
50	Chris Balias	LB	6-0	195	So.	1L	Sugar Land, Texas/Dulles
94	Mamood Barbandi	LB	6-2	245	Jr.	1L	Houston, Texas/Memorial
57	Carl Barnett	OL	6-3	285	Jr.	2L	Dickinson, Texas/Dickinson
29	Ricardo Bates	DB	5-11	170	Fr.	RS	Prattville, Ala./Prattville
15	Broderic Bean	SS	6-1	215	Jr.	1L	Kirbyville, Texas/Kirbyville
14	Ben Bell	K	6-0	175	Jr.	2L	Stephenville, Texas/Stephenville
71	Josh Bell	OL	6-6	300	Jr.	1L	Hitchcock, Texas/Hitchcock/Kansas
86	Michael Benson	WR					
23	Carson Blackmon	CB	5-11	180	Jr.	2L	Tatum, Texas/Tatum
64	Michael Bloesch	OL	6-2	295	Sr.	3L	Spring, Texas/Klein Collins
51	Billie Breakefield	LB					
21	Brandon Brinkley	S	6-0	175	Jr.	2L	Bay City, Texas/Bay City
72	Robert Buycys	OL	6-3	291	Jr.	RS	Long Beach, Calif./Poly Tech
35	Tyron Carrier	WR	5-9	170	Fr.	RS	Houston, Texas/Worthing
10	L.J. Castile	WR	6-3	205	So.	1L	LaMarque, Texas/LaMarque
40	C.J. Cavness	ILB	6-0	220	Jr.	1L	Santa Fe, Texas/Santa Fe
23	Jovan Davis	RB	6-2	210	Fr.	RS	Plano, Texas/Prestonwood Christian
5	Tramaine Dorsey	QB	6-3	200	Sr.	HS	Houston, Texas/Hastings/Compton CC
38	Jake Ebner	FB/TE	6-2	270	Sr.	3L	Friendswood, Texas/Friendswood
13	A.J. Edwards	DB	6-1	178	Fr.	RS	Brenham, Texas/Brenham
83	Patrick Edwards	WR	5-10	166	Fr.	RS	Hearne, Texas/Hearne
17	Austin Elrod	QB	6-1	185	Fr.	RS	Ovilla, Texas/Redoak
84	Joseph Florence	WR	6-4	200	Fr.	RS	LaMarque, Texas/LaMarque
28	Kenneth Fontenette	S	6-0	180	Sr.	3L	Pflugerville, Texas/Connally
95	Charles Foster	DL	6-0	298	Fr.	RS	Cameron, Texas/Yoe
65	Justin Freeman	OL	6-3	259	Fr.	RS	Cuero, Texas/Cuero
20	Terrance Ganaway	RB	6-0	199	So.	1L	DeKalb, Texas/DeKalb
83	Jonathan Gibson	K/P	5-9	172	Jr.	SQ	Allen, Texas/Allen
8	Chris Gilbert	WR	5-9	175	Jr.	2L	Dallas, Texas/Hillcrest
43	Tyrell Graham	ILB	6-3	225	Jr.	TR	Houston, Texas/Yates/Arkansas
87	Mark Hafner	TE	6-3	230	Sr.	3L	Waller, Texas/Waller
42	Jessie Harrison	RB	5-10	215	So.	1L	Omaha, Texas/Pewitt
79	Matt Hart	OL	6-6	305	Jr.	2L	Huffman, Texas/Hargrave
92	Billy Hartford	DT	6-2	260	Sr.	2L	Houston, Texas/Cypress Creek
39	Roisean Haynes	DB	5-11	170	Fr.	RS	Converse, Texas/Judson
12	Bryan Hill	QB	6-0	185	Fr.	RS	Smithson Valley, Texas/Smithson Valley
53	Phillip Hunt	DE	6-2	250	Sr.	3L	Fort Worth, Texas/Dunbar
16	Mighty Inyang	DB	5-10	175	Sr.	SQ	Round Rock, Texas/Pflugerville
37	Johan Izquierdo	DB	6-1	180	Fr.	RS	Houston, Texas/Klein Forest
27	Stephen James	OLB	5-10	205	Sr.	RS	Houston, Texas/North Shore/Oklahoma State
31	Ryan James	DB	5-11	180	Sr.	SQ	Hewitt, Texas/Midway
3	Justin Johnson	RB	6-1	208	Fr.	RS	Richardson, Texas/Berkner
38	B.K. Johnson	DB	6-0	170	Fr.	RS	Silsbee, Texas/Silsbee
85	Jamal Jones	WR					
15	Blake Joseph	QB	6-2	215	Jr.	2L	Bryan, Texas/Bryan
81	Norbie Juist	LS	6-4	240	Sr.	3L	Houston, Texas/Strake Jesuit Prep
7	Case Keenum	QB	6-1	205	So.	1L	Abilene, Texas/Wylie
6	Andre Kohn	RB	5-11	200	So.	1L	Jacksonville, Fla./Wolfson
72	Demarcus Lattier	DT	6-2	285	Fr.	RS	Garland, Texas/South
34	Cody Lubojasky	ILB	6-3	230	Sr.	3L	Sugar Land, Texas/Kempner
58	Jasmine Martel	DL	6-1	285	Jr.	1L	Lake Charles, La./LaGrange
45	Britton Maxwell	ILB	6-0	220	So.	1L	Brownwood, Texas/Brownwood
47	John McIntyre	LB	6-0	225	Fr.	RS	Bryan, Texas/Bryan
35	Loyce Means	DB	5-10	160	So.	1L	Houston, Texas/Madison
14	Tim Mercer	OLB	5-11	185	Jr.	1L	Spring, Texas/Spring
5	Ernest Miller	S	6-0	195	Sr.	3L	Taylor, Texas/Taylor
42	Chris Mitchell	ILB	6-0	215	Jr.	1L	Houston, Texas/Westfield
24	Tim Monroe	S	6-2	185	Jr.	2L	Mount Vernon, Texas/Mount Vernon
44	Bo Mosley	LB	6-2	220	Fr.	HS	Friendswood, Texas/Friendswood
76	Chad Mullen	OL	6-6	270	Fr.	RS	Scurry, Texas/Scurry-Rosser
30	Matt Nicholson	ILB	6-3	230	Jr.	2L	Plano, Texas/Plano
28	Zach Oliver	FB	6-0	235	So.	SQ	Winnie, Texas/East Chambers
21	Thomas Orr	WR	6-2	180	Sr.	SQ	Chicago, Ill./Thornwood
26	Todd Patton	DB	5-11	195	Fr.	RS	Baytown, Texas/Barbers Hill
34	Blake Patton	WR	6-0	190	Fr.	RS	Baytown, Texas/Barbers Hill
7	Chris Pilot	ILB	6-1	230	Sr.	3L	Lufkin, Texas/Lufkin



## HOUSTON COUGARS

NO.	NAME	POS.	HT.	WT.	YR.	EXP.	HOMETOWN/HS, JC or COLLEGE
56	Cody Pree	NT	6-3	290	Sr.	3L	Hooks, Texas/Hooks
99	Michael Ray	DL	6-2	236	Fr.	RS	LaMarque, Texas/LaMarque
19	Anthony Reasno	CB	5-11	193	So.	1L	Midland, Texas/Lee
36	Brandon Richard	FB	5-10	230	So.	1L	Houston, Texas/Bellaire
4	Rodney Rideau	ILB	6-1	230	Sr.	3L	Port Arthur, Texas/Memorial
32	Jamal Robinson	CB	5-10	185	So.	1L	Schertz, Texas/Clemens
82	Chaz Rodriguez	WR	6-2	184	So.	1L	San Antonio, Texas/Warren
74	SirVincent Rogers	OL	6-4	315	Sr.	3L	Jasper, Texas/Jasper
96	Anthony Roulette	DE	6-3	260	Jr.	SQ	Garland, Texas/Forest
36	J.T. Rudd	OLB	6-2	220	So.	1L	Cuero, Texas/Cuero
68	Michael Sanchez	OL	6-2	248	Fr.	RS	Sharyland, Texas/Sharyland
18	Wesley Scourten	TE	6-6	225	So.	1L	Richardson, Texas/Berkner
44	Jordan Shoemaker	FB	6-3	275	So.	1L	Midlothian, Texas/Midlothian
45	Tommy Skinner	P	6-4	215	So.	1L	Houston, Texas/Cypress Creek
43	Brian Smelek	TE	6-3	201	Jr.	SQ	Tomball, Texas/Rosehill Christian
88	E.J. Smith	WR	6-1	185	Fr.	RS	Camden, Miss./Velma Jackson
2	Andrew Stewart	QB					
91	Tate Stewart	NT	6-3	285	Sr.	3L	Katy, Texas/Katy
17	Ryan Tennison	DB	5-10	10	Fr.	RS	Dallas, Texas/Kimball
70	Chris Thompson	OL	6-3	270	Fr.	RS	Hitchcock, Texas/Hitchcock
97	Isaiah Thompson	NT	6-4	305	So.	1L	Tatum, Texas/Tatum
80	Chase Turner	P	6-4	245	Jr.	1L	Friendswood, Texas/Friendswood
59	Sebastian Vollmer	OL	6-8	290	Sr.	2L	Kaarst, Germany/Quirinus Gymnasium
61	Creighton Wells	OL					
93	Brian West	DE	6-4	265	Jr.	1L	Beaumont, Texas/Ozen/Auburn
8	Quinte Williams	CB	5-11	170	Sr.	3L	Houston, Texas/Yates
25	DeMario Williams	S	5-9	180	Jr.	1L	Dallas, Texas/Hillcrest
33	Shomari Williams	OLB	6-2	245	Jr.	2L	Brampton, Ontario/Champlain Regional Prep
89	Randall Williams	WR					
62	Doug Winfield	DL					
9	Demetrius Woods	WR	6-0	170	Fr.	HS	Houston, Texas/Lamar
49	Marc Woods	LB	5-10	192	Fr.	RS	Houston, Texas/Wheatley



### 2008 SPRING SIGNEES

NAME	POS.	HT.	WT.	YR.	HOMETOWN/HS, JC or COLLEGE
Jacolby Ashworth	OL	6-3	275	Fr.	Lufkin, Texas/Lufkin
Bryce Beall	RB	5-11	195	Fr.	Tatum, Texas/Tatum
Gino Collins	CB	5-11	185	Fr.	Houston, Texas/St. Pius X
Doran Guillory	DE	6-3	245	Fr.	Beaumont, Texas/Kelly
Jackie Hinton, Jr.	DB	5-11	187	Fr.	Channelview, Texas/Channelview
David Hunter	DL	6-2	270	Fr.	Waller, Texas/Waller
Kris Johnston	DB	6-0	190	Fr.	Texas City, Texas/Texas City
Anthony Lewis	LB	6-1	200	Fr.	Houston, Texas/Aldine
Jordan Mannisto	K/P	6-0	175	Fr.	Westlake Village, Calif./Westlake
Marcus McGraw	LB	5-10	210	Fr.	Arlington, Texas/Bowie
Nick Saenz	DB	5-11	185	Fr.	Pearland, Texas/Pearland
Blake Sargent	OL	6-3	275	Fr.	Friendswood, Texas/Friendswood
Jarvis Smith	LB	6-2	215	Fr.	Houston, Texas/Chavez
Isaiah Sweeney	WR	5-9	160	Fr.	Missouri City, Texas/Hightower
Ari Tatum	OT	6-5	240	Fr.	Dacula, Ga./Dacula
Mohammed Usman	DE	6-1	235	Fr.	Arlington, Texas/Bowie
Ken Van Heule	OL	6-4	265	Fr.	Hurst, Texas/L.D. Bell
Ronnie Williams	WR	5-11	180	Fr.	Houston, Texas/Sterling
Chris Wilson	RB	5-11	208	Fr.	Sugar Land, Texas/Austin



## MARSHALL THUNDERING HERD

Location:	Huntington, W.Va.
Founded:	1837
Enrollment:	13,814
Nickname:	Thundering Herd
Colors:	Green and White
Stadium:	Joan C. Edwards Stadium (38,019)
President:	Dr. Stephen J. Kopp
Faculty Athletics Representative:	Dr. Robert Bookwalter
Athletic Director:	Bob Marcum
Senior Woman Administrator:	Beatrice Crane Banford
Basic Offense:	Multiple
Basic Defense:	3-4

### FOOTBALL STAFF

Head Coach: Mark Snyder  
Alma Mater: Marshall '88  
Record at Marshall: 12-23 (.343) 3 Seasons  
Career Record: 12-23 (.343) 3 Seasons

#### Defensive Line

Jerry Azzinaro (American International '81)

#### Center and Guards/Recruiting

Mike Cummings (Buffalo '84)

#### Pass Game Coordinator/Receivers

Todd Goebbel (Northern Iowa '98)

#### Tight Ends/Tackles

Phil Ratliff (Marshall '94)

#### Defensive Coordinator

Rick Minter (Henderson State '77)

#### Safeties

Shannon Morrison (Marshall '95)

#### Cornerbacks

Paul Nichols (Davidson '03)

#### Offensive Coordinator

John Shannon (Eastern Illinois '76)

#### Running Backs/Special Units

Jared Smith (Kansas '96)

#### Assistant AD/Football Operations

Mark Gale (Oklahoma State '81)

Football Office Phone: 304/696-6464 Fax 304/696-6448

### SPORTS INFORMATION

Assistant A.D./Football Contact:	Randy Burnside
Office Phone:	304/696-4660
Cell Phone:	304/208-0498
Fax:	304/696-2325
E-Mail:	burnsid2@marshall.edu
Website:	www.HerdZone.com
Press Box Phone:	304/696-6666

### 2008 SCHEDULE

Aug. 30	ILLINOIS STATE
Sept. 6	at Wisconsin
<b>Sept. 13</b>	<b>MEMPHIS</b>
<b>Sept. 20</b>	<b>at Southern Miss</b>
Sept. 27	at West Virginia
Oct. 3 (Fri.)	CINCINNATI (ESPN)
<b>Oct. 18</b>	<b>at UAB</b>
<b>Oct. 28 (Tue.)</b>	<b>HOUSTON (ESPN 2)</b>
<b>Nov. 8</b>	<b>at East Carolina (CBS College Sports)</b>
<b>Nov. 15</b>	<b>UCF</b>
<b>Nov. 22</b>	<b>at Rice</b>
<b>Nov. 29</b>	<b>TULSA</b>

Conference games in **bold italics**.  
Home games in ALL CAPS

### 2007 RESULTS

S1	at Miami (Fla.)	L	3-31	0-1
S8	(3) WEST VIRGINIA	L	23-48	0-2
S15	NEW HAMPSHIRE	L	35-48	0-3
S22	at Cincinnati	L	14-40	0-4
<b>O2</b>	<b>at Memphis</b>	<b>L</b>	<b>21-24</b>	<b>0-5</b>
<b>O13</b>	<b>at Tulsa</b>	<b>L</b>	<b>31-38</b>	<b>0-6</b>
<b>O21</b>	<b>SOUTHERN MISS</b>	<b>L</b>	<b>24-33</b>	<b>0-7</b>
<b>O27</b>	<b>RICE</b>	<b>W</b>	<b>34-21</b>	<b>1-7</b>
<b>N3</b>	<b>at UCF</b>	<b>L</b>	<b>13-47</b>	<b>1-8</b>
<b>N10</b>	<b>EAST CAROLINA</b>	<b>W</b>	<b>26-7</b>	<b>2-8</b>
<b>N17</b>	<b>at Houston</b>	<b>L</b>	<b>28-35</b>	<b>2-9</b>
<b>N24</b>	<b>UAB</b>	<b>W</b>	<b>46-39</b>	<b>3-9</b>

### NOTING THE HERD

- The Herd returns several experienced receivers, led by seniors **Emmanuel Spann** and **Darius Passmore** who combined for 1,102 receiving yards and seven touchdowns last season.
- The tight end position has been a strong position for Marshall for the past two seasons and looks to be as potent as ever in 2008 with the return of the All-Conference USA and Mackey Award candidate **Cody Slate**. He led the Herd with 818 receiving yards and five touchdowns in 2007.
- Marshall returns a solid mix of veterans and young talent from a year ago, headlined by a standout pair of sophomores, left guard **Josh Evans** and left tackle **Brandon Campbell** who started for the Herd as a redshirt freshmen in 2007. Senior **Brian Leggett** has started every game in the past two seasons and will look to fill in at center for the departed Doug Legursky.
- Marshall returns its three primary producers at running back, including 2007 Conference USA All-Freshman team member **Darius Marshall**.
- Senior FS **C.J. Spillman** led the Herd for the second consecutive season in tackles with 131 and headlines a veteran corps of defensive backs that includes **John Saunders** and **Ashton Hall** who accounted for 68 and 66 tackles last season, respectively.
- The defensive line should get a huge boost with the return of 2006 C-USA Defensive Player of the Year **Albert McClellan** and DL **Montel Glasco** who were sidelined a year ago with injuries.



## MARSHALL THUNDERING HERD

### 2008 PRESEASON DEPTH CHART

*Returning starters in bold*

#### Lettermen

Returning/Lost: 45/15

#### Starters

Offensive Returning/Lost: 8/3

Defensive Returning/Lost: 8/3

Special Teams Returning/Lost: 3/1

#### Offense

WR (X) **Darius Passmore**, Tavaris Thompson, Chuck Roberts

LT Brandon Campbell, Branden Curry

LG **Josh Evans**, Ryan Tillman, Erik Vint, Chad Schofield

C **Brian Leggett**, Zane Bruhin, Micah Carter

RG **Matt Altobello**, Chad Schofield, Sergio Glenn

RT Daniel Baldrige, Jimmy Rogers, C.J. Wood

TE **Cody Slate**, Lee Smith, Maurice Graham

WR (A) **Emmanuel Spann**, Bryant Milligan

QB Brian Anderson/Wesley Beardian/Mark

Cann/Jonathan Garner/Chris Smith

RB Chubb Small/Kelvin Turner/**Darius Marshall**

WR (Z) E.J. Wynn, Courtney Edmonson, Seth Oskin

#### Defense

DE **Albert McClellan**, John Jacobs, DeMetrius Thompson

DT **Johnny Jones**, Joe Bragg, Joshua Wallace

DT Shane Moore, James Burkes, Montel Glasco

DE **Ian Hoskins**, Michael Janac, Brett Traylor

WLB Mario Harvey, Kellen Harris, B.J. Evans

MLB **Maurice Kitchens**, Antwan Booker, Andre Portis

SLB Corey Hart, Howard King, Scott Gray

LCB DeQuan Bembery/Zearrick Matthews, Josh Miller

SS Ashton Hall, John Saunders, Phillip Gamble

FS **C.J. Spillman**, Aaron Johnson, Kevin Perry

RCB **J.J. Johnson**, D.J. Wingate, T.J. Drakeford

#### Specialists

K Craig Ratanamorn, Elliot Boyd

P Cody Ochoa, Calvin Purchase

KR **Chubb Small**, Emanuel Spann

PR **Emmanuel Spann**, Phillip Gamble

#### Key Losses

QB Bernard Morris

C Doug Legursky

OG David Ziegler

LB Josh Johnson

K Anthony Binswanger

### 2007 STATISTICAL LEADERS

Rushing	Att.	Yds.	Avg.	TD	Long
Darius Marshall	123	631	5.1	3	34
Bernard Morris	130	488	3.8	4	75
TOTALS	408	1701	4.2	19	75

Passing	Att.	Comp	Pct.	INT	Yards	TD
Bernard Morris	398	253	.636	10	3149	17
TOTALS	432	266	.616	13	3253	17

Receiving	Rec	Yds.	Avg.	TD	Long
Cody Slate	66	818	12.4	5	80
Darius Passmore	45	660	14.7	5	47
E.J. Wynn	31	309	10.0	1	33
TOTALS	266	3253	12.2	17	80

Field Goals	Made-Att.	Pct.	Long
Anthony Binswanger	13-18	.722	42
TOTALS	13-18	.722	42

Punting	No.	Yards	Avg.	In 20	Long
Anthony Binswanger	44	1742	39.6	9	71
TOTALS	61	2363	38.7	16	71

Tackles	Solos	Ast	Total
C.J. Spillman	64	67	131
Maurice Kitchens	37	53	90
John Saunders	27	41	68
Ashton Hall	41	25	66
Byron Tinker	18	48	66
TOTALS	440	556	996

Interceptions	No.	Yds.	Avg.	TD
Ryland Wilson	2	0	0.0	0
Maurice Kitchens	1	19	19.0	0
TOTALS	4	31	7.8	0

### 2007 TEAM STATISTICS

Category	Marshall	Opponents
First Downs	298	411
Rushes-Yards	408-1701	475-2292
Rushing Yards/Game	141.8	191.0
Passes Att./Comp./Int.	432-266-13	396-253-4
Completion Pct.	.616	.639
Passing Yards	3253	3118
Passing Yards/Game	271.1	259.8
Total Off. Plays/Yds	840-4954	871-5410
Total Offense/Game	412.8	450.8
Punts-Average	61-38.7	53-37.8
Punt Returns-Avg.	12-9.2	20-9.9
Kickoff Returns-Avg.	69-21.6	51-22.3
Interceptions-Yards	4-31	13-174
Fumbles-Lost	16-4	16-3
Penalties-Yards	83-695	58-524
3rd Down Conversions	63-163	78-164
3rd Down Conversion Percentage	.386	.476
4th Down Conversions	5-12	3-15
4th Down Conversion Percentage	.417	.200
Sacks By-Yards	13-94	38-199
Avg. Time of Possession	31:18	28:42



**MARSHALL THUNDERING HERD**

**SPRING ROSTER**



NO.	NAME	POS.	HT.	WT.	YR.	EXP.	HOMETOWN/HS, JC or COLLEGE
62	Matt Altobello	OL	6-1	301	Sr.	2L	Keyser, W.Va./Keyser
12	Brian Anderson	QB	6-3	209	So.	1L	Louisville, Ky./Male
79	Daniel Baldrige	OL	6-9	307	Jr.	2L	Opelousas, La./Opelousas
52	Adam Bare	OL	6-2	305	Fr.	RS	Ironton, Ohio/Dawson Bryant
9	Wesley Beardain	QB	6-1	207	Jr.	SQ	Winona, Miss./Winona
17	DeQuan Bemby	DB	5-10	174	Fr.	RS	Hawkinsville, Ga./Hawkinsville
27	Antawn Booker	LB	6-1	255	Jr.	1L	Auburndale, Fla./Auburndale
82	Elliot Boyd	K	6-0	190	So.	SQ	Germantown, Ohio/Valley View
50	Joe Bragg	DL	6-4	284	Sr.	1L	Morgantown, W.Va./Morgantown
31	Omar Brown	DB	5-10	181	Fr.	HS	Moncks Corner, S.C./Berkeley
64	John Bruhin	OL	6-5	304	Fr.	RS	Powell, Tenn./Powell
58	James Burkes	DL	6-1	311	Jr.	1L	Charleston, W.Va./Capital
78	Brandon Campbell	OL	6-5	319	So.	1L	Fort Washington, Md./Friendly Senior
10	Mark Cann	QB	6-4	237	Fr.	RS	Landrum, S.C./Landrum
48	George Carpenter	RB	5-10	209	Fr.	HS	Lancaster, Ohio/Lancaster
68	Micah Carter	OL	6-4	312	Fr.	HS	Beckley, W.Va./Woodrow Wilson
49	Pete Culicerto	DB	6-1	197	So.	SQ	Charlotte, N.C./Butler
66	Branden Curry	OL	6-6	315	Fr.	RS	Hollywood, Fla./Boyd Anderson
13	T.J. Drakeford	DB	5-11	187	So.	SQ	Charlotte, N.C. (Independence)
80	Courtney Edmonson	WR	6-0	184	Jr.	2L	Titusville, Fla./Astronaut
2	Terrell Edwards	RB	6-2	211	Fr.	RS	Mobile, Ala./UMS Wright
51	B.J. Evans	LB	6-0	224	Fr.	RS	Dunlow, W.Va./Tolsia
61	Josh Evans	OL	6-4	324	So.	1L	Fayetteville, W.Va./Fayetteville
29	Phillip Gamble	DB	5-11	225	Sr.	3L	Bainbridge, Ga./Bainbridge
18	Jonathan Garner	QB	6-4	218	Jr.	SQ	Daytona Beach, Fla./Mainland (Georgia Tech)
95	Montel Glasco	DL	6-3	290	Sr.	SQ	Westfield, N.J./Lackawanna JC
70	Sergio Glenn	OL	6-6	330	Fr.	RS	Winston-Salem, N.C./North Forsyth
19	Maurice Graham	TE	6-5	300	Jr.	JC	Fresno, Calif./Washington Union/College of Sequoias
53	Scott Gray	LB	6-0	200	Fr.	RS	Union, Ky./Ryle
20	Ashton Hall	DB	5-10	197	Jr.	2L	Kingsland, Ga./Camden County
35	Kellen Harris	LB	6-3	224	Fr.	RS	Sharon, Pa./Sharon
44	Corey Hart	LB	6-2	223	So.	1L	Loachapoka, Ala./Loachapoka
30	Mario Harvey	LB	6-0	252	Jr.	1L	Forsyth, Ga./Hargrave Military
82	Robert Henry	FB	5-11	224	Fr.	RS	Bluefield, W.Va./Graham
21	Ian Hoskins	LB	6-2	256	Sr.	3L	Campbellsville, Ky./Campbellsville
46	John Jacobs	DE	6-3	253	Jr.	2L	Broadway, Va./Broadway
38	Jeremy James	LS/S	6-0	192	Fr.	RS	St. Albans, W.Va./St. Albans
90	Michael Janac	DE	6-4	271	So.	1L	Miami, Fla./Pearl Cohn (Nashville, Tenn.)
26	Aaron Johnson	DB	5-11	184	Sr.	1L	San Francisco, Calif./San Francisco City College
8	J.J. Johnson	DB	5-11	188	Sr.	3L	Springdale, Md./St. John's
91	Johnny Jones	DL	6-5	289	So.	1L	Clewiston, Fla./Clewiston
56	Howard King	LB	6-2	213	So.	SQ	Daytona Beach, Fla./Seabreeze
45	Maurice Kitchens	LB	6-3	247	Sr.	3L	Roanoke, Va./William Fleming
65	Brian Leggett	OL	6-1	287	Sr.	3L	Meridian, Miss./Meridian
42	Stuart Lips	DB	6-3	206	Fr.	RS	Herrons Creek, NSW Australia/Paintsville (Ky.)
42	Payden Ludwick	FB	5-11	215	Fr.	RS	Petersburg, W.Va./Petersburg
5	Darius Marshall	RB	5-10	193	So.	1L	Milledgeville, Ga./Baldwin
11	Zerrick Matthews	DB	5-9	186	Jr.	2L	Greenwood, S.C./Greenwood
96	Albert McClellan	DE	6-2	259	Jr.	2L	Lakeland, Fla./Kathleen
39	Sean McClellan	LS	5-11	237	Jr.	1L	Morristown, Tenn./Hamblin West
14	Josh Miller	DB	5-10	183	Jr.	JC	Fresno, Calif./College of the Sequoias
23	Bryant Milligan	WR	6-1	185	So.	1L	Cleveland, Ohio/Glenville
97	Shane Moore	DL	6-2	286	So.	1L	Whitsett, N.C./Northeast Guilford
51	Cody Ochoa	K	6-1	183	Fr.	RS	Bridgewater, Va./Turner Ashby (Fork Union)
38	Seth Oskin	WR	6-1	190	Fr.	RS	Myrtle Beach, SC/Socastee
83	Matt Parkhurst	TE	6-3	226	Sr.	3L	Philadelphia, Pa./St. Joseph's Prep
1	Darius Passmore	WR	6-3	186	Sr.	1L	Florida City, Fla./College of the Sequoias
22	Kevin Perry	DB	5-10	180	So.	1L	Madison, Ala./Bob Jones
33	Andre Portis	LB	6-3	240	Jr.	JC	Cleveland, Ohio/College of San Mateo (Calif.)
60	Calvin Purchase	K	6-2	179	Fr.	RS	Beaufort, SC/Beaufort
92	Craig Ratanamorn	K	6-3	184	Jr.	JC	Wichita, Kansas/Barton C.C.
37	Chuck Roberts	WR	5-11	169	Jr.	SQ	Guyton, Ga./Effingham County



## MARSHALL THUNDERING HERD

NO.	NAME	POS.	HT.	WT.	YR.	EXP.	HOMETOWN/HS, JC or COLLEGE
40	DeNathian Robinson	DB	5-10	168	So.	1L	Hampton, Va./Phoebus
76	Jimmy Rogers	OL	6-4	325	Jr.	JC	Cleveland, Miss./Mississippi Delta C.C.
19	John Saunders	DB	6-0	192	Jr.	2L	Huntington, W.Va./Cabell Midland
71	Chad Schofield	OL	6-4	320	So.	SQ	Strongsville, Ohio/Strongville
49	Tyler Shick	RB	5-8	185	So.	SQ	Youngstown, Ohio/Boardman
85	Cody Slate	TE	6-4	220	Jr.	2L	Chipley, Fla./Hargrave Military
28	Chubb Small	RB	5-9	193	Sr.	3L	Auburndale, Fla./Auburndale (Hargrave Military)
7	Chris Smith	QB	6-3	220	Fr.	RS	South Point, Ohio/South Point
16	Lee Smith	TE	6-6	245	So.	1L	Powell, Tenn./Powell (Tennessee)
24	Emmanuel Spann	WR	5-11	195	Sr.	3L	Atlanta, Ga./Westlake
4	C.J. Spillman	DB	6-0	193	Sr.	3L	Louisville, Ky./Central
77	DeMetrius Thompson	DE	6-2	225	Fr.	RS	Charleston, W.Va./Capital
87	Tavaris Thompson	WR	6-2	180	Jr.	SQ	Lauderdale Lakes, Fla./Boyd Anderson
73	Ryan Tillman	OL	6-5	280	Fr.	RS	Centreville, Va./Hargrave Military
43	Cody Tominack	FB	5-11	220	Sr.	2L	West Alexander, Pa./Wheeling Park
75	Brett Traylor	DL	6-3	280	So.	SQ	Wheeling, W.Va./Wheeling
34	Kelvin Turner	RB	5-10	200	Sr.	2L	Danville, Ky./Danville
67	Erik Vint	OL	6-4	285	So.	SQ	Ridgeway, Va./Magna Vista
74	Joshua Wallace	DE	6-2	260	So.	TR	Richmond, Va./Hugenot (Morehead St.)
15	D.J. Wingate	DB	6-2	185	So.	1L	Daytona Beach, Fla./Mainland
75	C.J. Wood	OL	6-5	300	Fr.	RS	Gainesville, Ga./Gainesville
3	E.J. Wynn	WR	5-11	165	Sr.	2L	Washington, D.C./St. John's

### 2008 SPRING SIGNEES

NAME	POS.	HT.	WT.	YR.	HOMETOWN/HS, JC or COLLEGE
Devin Arrington	LB	6-2	205	Fr.	Chesapeake, Va./Deep Creek
Brandon Burns	S	6-4	215	Jr.	Columbiana, Ala./Shelby County/Pearl River CC (Miss.)
Tyson Gale	LB	6-3	230	Fr.	Alva, Okla./Alva
*Maurice Graham	TE	6-5	270	Jr.	Fresno, Calif./Washington Union/College of the Sequoias
Jamie Hatten	TE	6-5	233	Fr.	Hendersonville, N.C./Hendersonville
Leshawn Henderson	CB	6-1	180	Fr.	Okeechobee, Fla./Okeechobee
Cory McCutchen	WR	6-4	178	Fr.	Stone Mountain, Ga./Stephenson
*Josh Miller	CB	5-9	185	Jr.	Fresno, Calif./College of the Sequoias
O.J. Mürdock	WR	6-0	185	Jr.	Tampa, Fla./Middleton/Pearl River CC
*Andre Portis	OLB	6-3	240	Jr.	Cleveland, Ohio/College of San Mateo (Calif.)
*Jimmy Rogers	OT	6-4	235	Jr.	Cleveland, Miss./Mississippi Delta CC
Ahmed Shakoor	CB	5-11	189	Fr.	Stone Mountain, Ga./Stephenson
Jordan Taylor	RB	6-1	205	Fr.	South Bend, Ind./St. Joseph's
Zach Tenuta	TE	6-3	230	Fr.	Marietta, Ga./Walton
Demetrius Thomas	RB	6-1	200	Fr.	Theodore, Ala./Theodore
Charles "Chuck" Walker	WR	5-10	185	Jr.	Hayward, Calif./Laney College
Martin Ward	RB	5-9	188	Fr.	Jonesboro, Ga./Mount Zion
Kase Whitehead	P	5-10	180	Fr.	Maryville, Tenn./William Blount
Jamal Wilson	WR	5-11	176	Fr.	Chesapeake, Va./Oscar Smith
John Youboty	DE	6-4	246	Fr.	Klein, Texas/Klein

\* denotes midyear signees



## MEMPHIS TIGERS

Location:	Memphis, Tenn.
Founded:	1912
Enrollment:	20,379
Nickname:	Tigers
Colors:	Blue and Gray
Stadium:	Liberty Bowl Memorial Stadium (62,380)
President:	Dr. Shirley Raines
Faculty Athletics Representative:	Dr. Philip Kolbe
Athletic Director:	R.C. Johnson
Senior Woman Administrative:	Lynn Parkes
Basic Offense:	No huddle, Spread
Basic Defense:	4-3

### FOOTBALL STAFF

Head Coach: Tommy West  
Alma Mater: Tennessee '76  
Record at Memphis: 41-44-0 (.482) 7 Seasons  
Career Record: 76-79-0 (.490) 13 Seasons

Assistant Head Coach/Offensive Coordinator/Quarterbacks  
Clay Helton (Houston '94)

Offensive Line  
Rick Mallory (Washington '83)

Wide Receivers  
Darin Hinshaw (UCF '93)

Running Backs  
James Joseph (Auburn '97)

Defensive Coordinator/ Safeties  
Tim Walton (Ohio State '94)

Linebackers  
Kenny Ingram (Arkansas State '99)

Defensive Line  
Brent Pry (Buffalo '93)

Cornerbacks  
Lytrel Pollard (Southern Miss '98)

Special Teams  
Garret Chachere (Tulane '91)

Director of Football Operations  
John Flowers (Southern Illinois '76)

Football Office Phone: 901/678-5119 Fax: 901/678-4123

### SPORTS INFORMATION

Director of Athletic Media Relations: Jennifer Rodrigues  
Office Phone: 901/678-2337  
Cell Phone: 901/734-9951  
Fax: 901/678-4134  
E-Mail: jmpowers@memphis.edu  
Website: www.GoTigersGo.com  
Press Box Phone: 901/272-0136

### 2008 SCHEDULE

Aug. 30	at Mississippi
<b>Sept. 6</b>	<b>RICE (CBS College Sports)</b>
<b>Sept. 13</b>	<b>at Marshall</b>
Sept. 20	NICHOLLS STATE
Sept. 27	ARKANSAS STATE
<b>Oct. 2 (Thu.)</b>	<b>at UAB (CBS College Sports)</b>
Oct. 10 (Fri.)	LOUISVILLE (ESPN)
<b>Oct. 18</b>	<b>at East Carolina</b>
<b>Oct. 25</b>	<b>SOUTHERN MISS (CBS College Sports)</b>
<b>Nov. 8</b>	<b>at SMU</b>
<b>Nov. 22</b>	<b>UCF</b>
<b>Nov. 29</b>	<b>TULANE</b>

Conference games in **bold italics**.  
Home games in ALL CAPS

### 2007 RESULTS

S1	MISSISSIPPI	L	21-23	0-1
S15	JACKSONVILLE STATE	W	35-14	1-1
<b>S22</b>	<b>at UCF</b>	<b>L</b>	<b>20-56</b>	<b>1-2</b>
S27	at Arkansas State	L	31-35	1-3
<b>O2</b>	<b>MARSHALL</b>	<b>W</b>	<b>24-21</b>	<b>2-3</b>
O13	MIDDLE TENNESSEE STATE	L	7-21	2-4
<b>O20</b>	<b>at Rice</b>	<b>W</b>	<b>38-35</b>	<b>3-4</b>
<b>O27</b>	<b>at Tulane</b>	<b>W</b>	<b>28-27</b>	<b>4-4</b>
<b>N3</b>	<b>EAST CAROLINA</b>	<b>L</b>	<b>40-56</b>	<b>4-5</b>
<b>N10</b>	<b>at Southern Miss</b>	<b>W</b>	<b>29-26</b>	<b>5-5</b>
<b>N17</b>	<b>UAB</b>	<b>W</b>	<b>25-9</b>	<b>6-5</b>
<b>N24</b>	<b>SMU</b>	<b>W</b>	<b>55-52 (3OT)</b>	<b>7-5</b>
D21	Florida Atlantic	L	27-44	7-6

(R+L Carriers New Orleans Bowl)

### NOTING THE TIGERS

- There will be some steady competition at quarterback this spring as sophomore **Matt Malouf**, junior transfer **Arkelon Hall**, redshirt freshman **Dallas Walker** and junior **Brett Toney** all work towards garnering the top spot vacated by Martin Hankins who led the Tigers offensively the last two seasons.

- Two Tigers return at tight end, led by senior **Brett Russell**, who has continued to improve throughout his career. He played all 13 games last season while totaling 22 receptions for 157 yards and two touchdowns. He has also been instrumental in the development of **Deven Onarheim** who played nine games as a redshirt freshman last year.

- The Tigers will again be very deep on defense. The D-line is led by honors candidate **Clinton McDonald** who was selected by his teammates as a captain last year. He is the only junior to ever be named s captain since **Tommy West** took over the program in 2001.

- WRs **Carlos Singleton** (6-8), **Steven Joachim** (6-4), **Duke Calhoun** (6-4), **Steven Black** (6-3), **Maurice Jones** (6-4) lead a tall group of targets at wideout for Memphis. Calhoun led the Tigers with 62 receptions and 890 yards last season.

- Duke Calhoun** also caught a pass in each of the 12 games he played in '07 and will enter 2008 on a 24-game receiving streak, which ranks third all-time at Memphis.

- Kicker **Matt Reagan** and punter **Brett Sutherland** both return for the U of M in 2008. Reagan, who was named a C-USA All-Freshman honoree in 2006, finished last year as the leading scorer for his team with 80 points. Sutherland averaged 40.7 yards on 52 total punts.



## MEMPHIS TIGERS

### 2008 PRESEASON DEPTH CHART

*Returning starters in bold*

#### Lettermen

Returning/Lost: 52/18

#### Starters

Offensive Returning/Lost: 7/4

Defensive Returning/Lost: 9/3

Special Teams Returning/Lost: 4/0

#### Offense

WR (X) **Duke Calhoun, Carlos Singleton**, Steven Joachim  
 WR (H) **Earnest Williams**, Carlton Robinzine, Henry Rodgers  
 WR (Y) Curtis Echols, Cam Baker, Brian Hall  
 WR (Z) **Steven Black**, Maurice Jones, Turner West  
 RT **Brandon Pearce**, Cody Stubblefield, John Clem  
 RG Malcolm Rawls, Michael Denning, Ken Anderson  
 C **Philip Beliles**, Michael Antonescu  
 LG Terrence Echols, **Dominik Riley**  
 LT Brent Todd, Ronald Leary, Paul Edwards  
 TE **Brett Russell**, Deven Onarheim, DajLeon Farr  
 QB Matt Malouf, Arkelon Hall, Dallas Walker  
 TB Curtis Steele, Mike Davis, Jeremy Longstreet  
 FB Stacy Jones, Jonathan Simpson

#### Defense

DE Corey Mills, Tommy Walker, William Johnson  
 NG **Freddie Barnett**, Brandon Douglas, Joel McCleod  
 DT **Clinton McDonald, Steven Turner**, Charlie Bryant  
 DE **Greg Terrell**, Jada Brown, Lester Lawson  
 OLB **Josh Weaver**, Jeremy Rockette, John Hill  
 ILB **Winston Bowens**, Tommy Phelps, Terrance Thomas  
 OLB Greg Jackson, Corderick Govan, Tyler Griffin  
 LCB **LeRico Mathis**, Darius Davis, Bryan Wright  
 RCB Deante Lamar, **Alton Starr**, Michael Grandberry  
 FS **Brandon Patterson**, Jermaine Richardson, John McArthur  
 SS Tony Bell, Malcolm Jones, Moncel Wooten

#### Specialists

K **Matt Reagan**  
 P **Brent Sutherland**  
 KR Michael Grandberry  
 PR TBA

#### Key Losses

QB Martin Hankins  
 RB Joseph Doss  
 OL Andy Smith  
 OL Abraham Holloway  
 DB Dontae Reed  
 DB LaKeitharun Ford  
 LB Jake Kasser

### 2007 STATISTICAL LEADERS

Rushing	Att.	Yds.	Avg.	TD	Long
Joseph Doss	174	806	4.6	5	31
T.J. Pitts	106	481	4.5	1	25
<b>TOTALS</b>	<b>466</b>	<b>1792</b>	<b>3.8</b>	<b>13</b>	<b>38</b>
Passing	Att.	Comp	Pct.	INT	Yards TD
Martin Hankins	428	261	.610	12	3220 25
Will Huddgens	104	52	.500	0	587 5
<b>TOTALS</b>	<b>551</b>	<b>323</b>	<b>.586</b>	<b>12</b>	<b>3975 33</b>
Receiving	Rec	Yds.	Avg.	TD	Long
Duke Calhoun	62	890	14.4	5	70
Carlos Singleton	51	767	15.0	11	52
Steven Black	42	477	11.4	1	80
<b>TOTALS</b>	<b>323</b>	<b>3975</b>	<b>12.3</b>	<b>33</b>	<b>80</b>
Field Goals	Made-Att.	Pct.	Long		
Matt Reagan	15-22	.682	38		
<b>TOTALS</b>	<b>17-25</b>	<b>.680</b>	<b>38</b>		
Punting	No.	Yards	Avg.	Long	
Brent Sutherland	52	2115	40.7	70	
<b>TOTALS</b>	<b>62</b>	<b>2332</b>	<b>37.6</b>	<b>70</b>	
Tackles	Solos	Ast	Total		
Jake Kasser	56	44	100		
Brandon Patterson	42	35	77		
Dontae Reed	40	27	67		
Alton Starr	34	24	58		
Clinton McDonald	27	28	55		
<b>TOTALS</b>	<b>580</b>	<b>378</b>	<b>958</b>		
Interceptions	No.	Yds.	Avg.	TD	
LeRico Mathis	3	38	12.7	0	
Brandon Patterson	3	33	11.0	0	
<b>TOTALS</b>	<b>13</b>	<b>89</b>	<b>6.8</b>	<b>0</b>	

### 2007 TEAM STATISTICS

Category	Memphis	Opponents
First Downs	380	419
Rushes-Yards	466-1792	517-2632
Rushing Yards/Game	137.8	202.5
Passes Att./Comp./Int.	551-323-12	415-262-13
Completion Pct.	.586	.631
Passing Yards	3975	3107
Passing Yards/Game	305.8	239.0
Total Off. Plays/Yds	1017-5767	932-5739
Total Offense/Game	443.6	441.5
Punts-Average	62-37.6	49-39.6
Punt Returns-Avg.	14-9.4	17-17.8
Kickoff Returns-Avg.	69-22.1	66-21.3
Interceptions-Yards	13-89	12-227
Fumbles-Lost	13-4	21-13
Penalties-Yards	86-713	76-660
3rd Down Conversions	94-216	88-174
3rd Down Conversion Percentage	.435	.506
4th Down Conversions	16-24	9-19
4th Down Conversion Percentage	.667	.474
Sacks By-Yards	15-76	14-76
Avg. Time of Possession	30:23	29:37



**MEMPHIS TIGERS**

**SPRING ROSTER**



NO.	NAME	POS.	HT.	WT.	YR.	EXP.	HOMETOWN/HS, JC or COLLEGE
74	Ken Anderson	OL	6-3	280	So.	RS	Memphis, Tenn./Craigmont
61	Michael Antonescu	OL	6-4	290	Fr.	RS	Ridgeland, Miss./Ridgeland
1	Cam Baker	WR	6-0	170	Fr.	RS	Osceola, Ark./Osceola
99	Freddie Barnett	DL	6-2	300	Sr.	1L	Texarkana, Ark./Arkansas/Trinity Valley CC
57	Philip Beliles	C	6-5	290	Sr.	3L	Memphis, Tenn./Christian Brothers
8	Tony Bell	DB	6-2	215	Sr.	1L	Alabaster, Ala./Thompson/Auburn
92	Nick Berra	K	6-3	205	So.	RS	Cordova, Tenn./Cordova
2	Steven Black	WR	6-3	213	Sr.	1L	Birmingham, Ala./Vestavia Hills/East Miss. CC
50	Winston Bowers	LB	6-0	250	So.	1L	College Park, Ga./North Clayton
52	Keenan Bratcher	DS	6-2	235	So.	1L	Milan, Tenn./Milan
96	Jada Brown	DL	6-2	265	Jr.	2L	College Park, Ga./Banneker
76	Charlie Bryant	DL	6-6	310	So.	1L	Collierville, Tenn./First Assembly Christian
22	Duke Calhoun	WR	6-4	195	Jr.	2L	Memphis, Tenn./Raleigh-Egypt
78	John Clem	OL	6-6	260	Fr.	RS	Memphis, Tenn./Bolton
88	Todd Cox	WR	6-2	210	So.	TR	Memphis, Tenn./Harding Academy/NW Mississippi CC
4	Darius Davis	DB	6-0	180	So.	1L	Memphis, Tenn./Whitehaven
20	Mike Davis	RB	5-11	230	Fr.	RS	Newnan, Ga./Northgate
70	Michael Denning	OL	6-5	305	Sr.	2L	Southaven, Miss./Southaven/NW Miss. CC
60	Brandon Douglas	DL	6-3	291	Sr.	3L	Brownsville, Tenn./Haywood County
84	Curtis Echols	WR	6-3	190	So.	1L	Memphis, Tenn./White Station
54	Terrence Echols	OL	6-3	307	Sr.	1L	Byhalia, Miss./Byhalia /Northwest Miss. CC
79	Paul Edwards	OL	6-6	275	Jr.	SQ	McKenzie, Tenn./McKenzie
56	Will Fruitt	LB	5-11	215	Fr.	HS	Memphis, Tenn./First Assembly Christian
23	Lucian Godwin	WR	6-0	185	Jr.	SQ	Cordova, Tenn./St. Benedict
48	Corderick Govan	LB	6-2	220	So.	1L	Cascilla, Miss./Charleston
27	Michael Grandberry	DB	5-10	171	Sr.	3L	Covington, Tenn./Covington
32	Tyler Griffin	LB	5-11	205	Sr.	3L	Nashville, Tenn./Brentwood Academy
8	Arkelon Hall	QB	6-3	220	Jr.	TR	Fresno, Calif./Edison/Coll. of the Sequoias
29	Brian Hall	WR	5-11	190	Jr.	1L	Collierville, Tenn./Collierville
68	Robbie Hardie	OL	6-4	290	Fr.	RS	Hampton, Ga./Luella
73	Lionel Henderson	DL	6-4	275	Fr.	RS	Mobile, Ala./W.P. Davidson
52	John Hill	LB	5-9	200	So.	RS	Olive Branch, Miss./DeSoto Central
7	Will Hudgens	QB	6-4	235	Sr.	3L	Memphis, Tenn./Ridgeway
59	Greg Jackson	LB	6-2	205	Jr.	2L	Marietta, Ga./Marietta
95	Colton Jenkins	DL	6-6	290	So.	TR	Winona, Miss./Winona Secondary/Holmes CC
86	Steven Joachim	WR	6-4	205	Jr.	TR	Miami, Fla./N. Miami Senior/Mendocino Coll.
91	William Johnson	DL	6-4	226	So.	TR	Moultrie, Ga./Colquitt County/S. Georgia Coll.
39	Malcolm Jones	DB	6-2	210	So.	1L	Gantt, Ala./Straughn
80	Maurice Jones	WR	6-4	225	Sr.	3L	Memphis, Tenn./White Station
35	Stacy Jones	FB	6-2	245	Jr.	1L	Columbus, Miss./Columbus
16	Deante' Lamar	DB	5-9	180	Jr.	2L	Atlanta, Ga./Lithonia
58	Lester Lawson	LB	6-2	244	Fr.	RS	Germantown, Tenn./Germantown
75	Ronald Leary	OL	6-4	345	Fr.	RS	Baton Rouge, La./Southern Lab
28	Jeremy Longstreet	RB	6-1	200	So.	1L	Olive Branch, Miss./Olive Branch
10	Matt Malouf	QB	6-3	212	So.	1L	Greenwood, Miss./Oxford
21	LeRico Mathis	DB	6-1	185	Sr.	1L	Biloxi, Miss./Biloxi/Miss. Gulf Coast CC
27	John McArthur	LB	5-11	180	So.	SQ	Memphis, Tenn./Christian Brothers
67	Joel McCleod	DL	6-3	310	Fr.	RS	Miramar, Fla./Everglades
9	Antonio McCoy	WR	6-0	185	Sr.	2L	Starkville, Miss./Starkville
53	Clinton McDonald	DL	6-3	265	Sr.	3L	Jacksonville, Ark./Jacksonville
41	Corey Mills	DL	6-4	260	Sr.	2L	Memphis, Tenn./Christian Brothers/Ole Miss
81	Deven Onarheim	TE	6-7	255	So.	1L	Maylene, Ala./Thompson
2	Brandon Patterson	DB	6-1	195	Sr.	3L	Germantown, Tenn./Germantown
71	Brandon Pearce	OL	6-6	300	Sr.	3L	Memphis, Tenn./Christian Brothers
45	Tommy Phelps	LB	6-3	245	Sr.	1L	Roeland Park, Kan./Bishop Miege/Butler CC
3	T.J. Pitts	RB	5-10	203	Jr.	2L	Gainesville, Ga./North Hill
77	Malcom Rawls	OL	6-5	315	Jr.	1L	Memphis, Tenn./East/Tennessee
43	Matt Reagan	K	6-1	210	Jr.	2L	Knoxville, Tenn./Bearden
9	Jermaine Richardson	DB	6-1	190	Fr.	RS	Columbus, Ga./Kendrick
64	Dominik Riley	OL	6-4	305	So.	1L	Montgomery, Ala./Carver Senior
87	Carlton Robinzine	WR	6-3	218	Sr.	3L	Memphis, Tenn./Bolton
25	Jeremy Rockette	LB	6-3	220	Jr.	2L	Water Valley, Miss./Olive Branch
82	Henry Rodgers	WR	6-2	188	Fr.	RS	Memphis, Tenn./White Station



## MEMPHIS TIGERS

NO.	NAME	POS.	HT.	WT.	YR.	EXP.	HOMETOWN/HS, JC or COLLEGE
85	Brett Russell	TE	6-3	245	Sr.	3L	Memphis, Tenn./ Christian Brothers
44	Jonathan Simpson	FB	6-3	210	Fr.	RS	Trenton, Tenn./Peabody
89	Carlos Singleton	WR	6-8	215	Jr.	2L	Brownsville, Tenn./Haywood
7	Alton Starr	DB	6-0	195	Jr.	2L	Decatur, Ga./McNair
26	Curtis Steele	RB	6-0	185	Jr.	JC	Franklin, Tenn./Centennial /NW Miss. CC
66	Cody Stubblefield	OL	6-4	305	Sr.	1L	New Albany, Miss./N. Pontotoc /Itawamba CC
49	Brent Sutherland	P	6-4	210	Sr.	1L	Brandon, Miss./NW Rankin/Hinds CC
94	Greg Terrell	DL	6-4	255	Jr.	2L	Birmingham, Ala./Wenonah
40	Roger Terry	LB	6-1	218	So.	TR	Memphis, Tenn./Bishop Byrne/Arkansas State
23	Terrence Thomas	LB	5-11	230	Fr.	RS	Eufala, Ala./Eufala
55	Brent Todd	OL	6-3	320	Sr.	1L	Pelham, Ala./Pelham /Hinds CC
15	Brett Toney	QB	6-1	190	Jr.	1L	Germantown, Tenn./Briarcrest Christian
97	Steven Turner	DL	6-3	270	Jr.	2L	Brownsville, Tenn./Haywood
18	Dallas Walker	QB	6-6	228	Fr.	RS	Ridgeland, Miss./Madison Academy
98	Tommy Walker	DL	6-3	270	So.	1L	Munford, Tenn./Munford
90	Josh Weaver	LB	6-3	210	Jr.	2L	Marietta, Ga./Marietta
17	Turner West	WR	6-3	185	So.	1L	Germantown, Tenn./Briarcrest Christian
14	Earnest Williams	WR	6-0	192	Sr.	3L	Bells, Tenn./Crockett County
31	Moncel Wooten	DB	6-3	195	So.	SQ	Memphis, Tenn./White Station
46	Bryan Wright	DB	6-1	180	So.	RS	Miami, Fla./Northwestern

### 2008 SPRING SIGNEES

NAME	POS.	HT.	WT.	YR.	HOMETOWN/HS, JC or COLLEGE
Demetrius Culpepper	DE	6-5	245	Jr.	Alexander City, Ala./Benjamin Russell/East Miss. CC
D.A. Griffin	DB	5-11	185	Jr.	Millbrook, Ala./Stanhope Elmore/Itawamba CC
*DajLeon Farr	TE	6-5	252	Sr.	Houston, Texas/North Shore/Univ. of Miami
*Arkelon Hall	QB	6-3	220	Jr.	Fresno, Calif./Edison/College of the Sequoias
Marcus Hightower	WR	6-2	180	Fr.	Memphis, Tenn./Whitehaven
Maurice Holloway	DL	6-7	300	Fr.	Orlando, Fla./Lake Highland Prep
Ricky Holloway	LB	6-2	225	Fr.	Somerville, Tenn./Fayette-Ware
Kindly Jacques	OL	6-7	325	Jr.	Ft. Lauderdale, Fla./Stranahan/College of the Sequoias
*Colton Jenkins	DL	6-6	290	So.	Winona, Miss./Winona Secondary/Holmes CC
*Steven Joachim	WR	6-4	205	Jr.	Miami, Fla./N. Miami Sr./Mendocino College
Curtis Johnson	WR	6-0	182	Fr.	Miami, Fla./Coral Gables
Larry Landry	OL	6-3	285	Jr.	New Orleans, La./John Ehret/College of the Sequoias
Donald Law	TE	6-5	260	Fr.	Memphis, Tenn./Hamilton
Clay Lee	DB	6-1	215	Fr.	Orlando, Fla./Dr. Phillips
*Derrick Odom	LB	6-2	202	Jr.	Jackson, Miss./Callaway/LSU
Dontari Poe	DT	6-3	315	Fr.	Memphis, Tenn./Wooddale
Greg Ray	RB	5-10	205	Jr.	Los Angeles, Calif./Westchester/El Camino CC
Brandon Ross	RB	6-0	205	Fr.	Auburn, Ala./Auburn
Marcus Rucker	WR	6-3	180	Fr.	Memphis, Tenn./Whitehaven
Mike Shepard	DB	6-2	205	Fr.	Citronelle, Ala./Citronelle
Frank Trotter	DT	6-2	260	Fr.	Mobile, Ala./John LeFlore

\* denotes midyear signees



## RICE OWLS

Location:	Houston, Texas
Founded:	1912
Enrollment:	5,087
Nickname:	Owls
Colors:	Blue and Gray
Stadium:	Rice Stadium (47,000)
President:	David W. Leebron
Faculty Athletics Representative:	Dr. James Castaneda
Athletic Director:	Chris Del Conte
Senior Woman Administrator:	Leslie Claybrook
Basic Offense:	Spread
Basic Defense:	4-2-5

### FOOTBALL STAFF

Head Coach: David Bailiff  
 Alma Mater: Texas State '84  
 Record at Rice: 3-9 (.250) 1 Season  
 Career Record: 24-24 (.500) 4 Seasons

Assistant Head Coach/Co-Defensive Coordinator/Linebackers  
 Chuck Driesbach (Villanova '75)

Offensive Coordinator/Quarterbacks  
 Tom Herman (Cal Lutheran '97)

Running Game Coordinator/Offensive Line  
 Blake Miller (LSU '93)

Co-Defensive Coordinator/Safeties  
 Craig Naivar (Hardin-Simmons '94)

Defensive Line/Recruiting Coordinator  
 Darin Eliot (Wyoming '99)

Wide Receivers  
 Dan Hammerschmidt (Colorado State '86)

Tight Ends/Special Teams  
 Rick LaFavers (TCU '97)

Running Backs  
 Darrell Patterson (TCU '84)

Cornerbacks  
 Jason Washington (Texas State '02)

Football Office Phone: 713/348-6900 Fax: 713/348-5298

### SPORTS INFORMATION

Assistant A.D./Sports Information: Chuck Pool  
 Office Phone: 713/348-5775  
 Cell Phone: 832/244-6476  
 Fax: 713/348-6019  
 E-Mail: cpool@rice.edu  
 Website: www.RiceOwls.com  
 Press Box Phone: 713/527-0250

### 2008 SCHEDULE

<b>Aug. 29 (Fri.)</b>	<b>SMU (ESPN)</b>
<b>Sept. 6</b>	<b>at Memphis (CBS College Sports)</b>
Sept. 13	at Vanderbilt
Sept. 20	at Texas
Sept. 27	NORTH TEXAS
<b>Oct. 4</b>	<b>at Tulsa (CBS College Sports)</b>
<b>Oct. 18</b>	<b>SOUTHERN MISS</b>
<b>Oct. 25</b>	<b>at Tulane</b>
<b>Nov. 1</b>	<b>at UTEP</b>
Nov. 8	ARMY
<b>Nov. 22</b>	<b>MARSHALL</b>
<b>Nov. 29</b>	<b>HOUSTON</b>

Conference games in **bold italics**.  
 Home games in ALL CAPS

### 2007 RESULTS

S1	NICHOLLS STATE	L	14-16	0-1
S8	at Baylor	L	17-42	0-2
S15	TEXAS TECH	L	24-59	0-3
S22	at (7) Texas	L	14-58	0-4
<b>O3</b>	<b>at Southern Miss</b>	<b>W</b>	<b>31-29</b>	<b>1-4</b>
<b>O13</b>	<b>at Houston</b>	<b>L</b>	<b>48-56</b>	<b>1-5</b>
<b>O20</b>	<b>MEMPHIS</b>	<b>L</b>	<b>25-38</b>	<b>1-6</b>
<b>O27</b>	<b>at Marshall</b>	<b>L</b>	<b>21-34</b>	<b>1-7</b>
<b>N3</b>	<b>UTEP</b>	<b>W</b>	<b>56-48</b>	<b>2-7</b>
<b>N10</b>	<b>at SMU</b>	<b>W</b>	<b>43-42</b>	<b>3-7</b>
<b>N17</b>	<b>TULANE</b>	<b>L</b>	<b>31-45</b>	<b>3-8</b>
<b>N24</b>	<b>TULSA</b>	<b>L</b>	<b>43-48</b>	<b>3-9</b>

### NOTING THE OWLS

- The 2007 Owls virtually re-wrote the school's offensive record book, breaking nearly 40 school records. As a team, the Owls smashed their season and single-game records for passing attempts, completions, passing yards, touchdown passes and first downs, as well as the season mark for total offense. Heading into 2008, Rice will return players who were responsible for 371 of their school-record 377 points scored last season. Departed senior WR **Joel Armstrong** is the only Owl to score in 2007 who is not returning for 2008.

- Senior QB **Chase Clement** broke a total of 18 school records last season. Clement finished the year with 3,377 yards passing and 6,741 career total offensive yards. He threw 29 touchdowns passes and ran for eight more scores. Clement became the first player in NCAA history to record consecutive games with over 300 yards passing and 100 yards rushing, accomplishing the feat against both UTEP and SMU.

- Senior WR **Jarett Dillard** topped 1,000 yards for the second straight season, finishing with 1,057 on 79 receptions. Dillard led the league in touchdown catches for the second straight season, grabbing 14. He now has 40 career TD catches, making him just the eighth player in NCAA history to reach that mark. He needs just 10 TDs in 2008 to tie the NCAA career mark. Dillard is also the active career leader in catches, yardage and TDs heading into 2008.

- Versatile **James Casey** earned second team Freshman All-American honors as a tight end for *The Sporting News*. Casey was second on the Owls this past season with 46 catches for 585 yards and four touchdowns. He tied for the team lead with three, 100-yard receiving games on the year, including back-to-back efforts to close out the season. Casey saw action at seven positions in a win at Southern Miss, rushing for 39 yards and a touchdown, catching two passes for 16 yards, throwing an interception on offense, and picking up a special teams tackle and two others for losses while at defensive end.



## RICE OWLS

### 2008 PRESEASON DEPTH CHART

*Returning starters in bold*

#### Lettermen

Returning/Lost: 53/18

#### Starters

Offensive Returning/Lost: 8/3

Defensive Returning/Lost: 6/4

Special Teams Returning/Lost: 2/2

#### Offense

WR-X **Jarett Dillard**, Patrick Randolph, Pierre Beasley  
 LT **Scott Mitchell**, Jake Hicks  
 LG Jimmy Miller, Charlie Wiebusch, Stefan Nazar  
 C **Austin Wilkinson**, Cameron Vester, Keshawn Carrington  
 RG **David Berken**, Travis Mason  
 RT Preston Thompson, Tyler Parish, Kody Emmert  
 TE James Casey, **Taylor Wardlow**  
 WR-F Tommy Henderson, Ahmad Sweeney  
 QB **Chase Clement**, John Thomas Shepherd  
 TB C.J. Ugokwe, **Justin Hill**, Taylor Dupree  
 FB Casey Marchbanks  
 WR-Z **Toren Dixon**, John Welch, Jaimin Shah

#### Defense

LDE **Scott Solomon**, Victor Brooks  
 DT Cameron Thompson, Todd Mohr  
 NG Chris Ptaszek, Davon Primus  
 DE **Cheta Ozougwu**, Aaron Williams  
 SLB **Brian Raines**, Brandon Tolbert  
 MLB Robert Calhoun/Vernon James, Tanner Shuck  
 SS Willie Garley, Chris Jones  
 FS **Andrew Sendejo**, Brent Hotard  
 KAT Bencil Smith, Randy Kitchens  
 FCB **Brandon King**, Christopher Douglass  
 BCB **Joseph Leary**, JaCorey Shepherd

#### Specialists

K **Clark Fangmeier**, Brandon Yelovich  
 P Mark Brundage  
 KR TBA  
 PR TBA

#### Key Losses

WR Joel Armstrong  
 LG Robby Heos  
 RT Lute Barber  
 NG George Chukwu  
 DB Justin Abt  
 DB Gary Anderson  
 P Luke Juist

### 2007 STATISTICAL LEADERS

Rushing	Att.	Yds.	Avg.	TD	Long
Chase Clement	144	535	3.7	8	59
Justin Hill	88	321	3.6	3	54
<b>TOTALS</b>	<b>383</b>	<b>1331</b>	<b>3.5</b>	<b>20</b>	<b>59</b>

Passing	Att.	Comp	Pct.	INT	Yards	TD
Chase Clement	508	300	.591	16	3377	29
<b>TOTALS</b>	<b>526</b>	<b>311</b>	<b>.591</b>	<b>17</b>	<b>3517</b>	<b>29</b>

Receiving	Rec	Yds.	Avg.	TD	Long
Jarett Dillard	79	1057	13.4	14	60
James Casey	46	585	12.7	4	61
Toren Dixon	46	448	9.7	5	26
<b>TOTALS</b>	<b>311</b>	<b>3517</b>	<b>11.3</b>	<b>29</b>	<b>61</b>

Field Goals	Made-Att.	Pct.	Long
Clark Fangmeier	7-12	.583	46
<b>TOTALS</b>	<b>7-12</b>	<b>.583</b>	<b>46</b>

Punting	No.	Yards	Avg.	Long
Luke Juist	67	2618	39.1	22
<b>TOTALS</b>	<b>69</b>	<b>2618</b>	<b>37.9</b>	<b>22</b>

Tackles	Solos	Ast	Total
Jamar Flournoy	40	33	73
Quentin Cotton	34	34	68
Pierre Bell	38	28	66
Fred Wilson	39	25	64
Van Eskridge	37	23	60
<b>TOTALS</b>	<b>534</b>	<b>340</b>	<b>874</b>

Interceptions	No.	Yds.	Avg.	TD
Andrew Sendejo	5	92	18.4	1
Brandon King	3	29	9.7	1
<b>TOTALS</b>	<b>12</b>	<b>233</b>	<b>19.4</b>	<b>2</b>

### 2007 Team Statistics

Category	Rice	Opponents
First Downs	279	289
Rushes-Yards	383-1331	501-2381
Rushing Yards/Game	110.9	198.4
Passes Att./Comp./Int.	526-311-17	438-254-12
Completion Pct.	.591	.472
Passing Yards	3517	3749
Passing Yards/Game	293.1	312.4
Total Off. Plays/Yds	909-4848	939-6130
Total Offense/Game	404.0	510.8
Punts-Average	69-37.9	48-40.2
Punt Returns-Avg.	23-5.4	26-11.1
Kickoff Returns-Avg.	67-18.3	52-20.8
Interceptions-Yards	12-233	17-165
Fumbles-Lost	19-11	21-14
Penalties-Yards	67-524	92-880
3rd Down Conversions	70-173	91-190
3rd Down Conversion Percentage	.405	.479
4th Down Conversions	8-18	14-21
4th Down Conversion Percentage	.444	.670
Sacks By-Yards	19-131	30-251
Avg. Time of Possession	28:54	31:06

## R RICE OWLS

### SPRING ROSTER

NO.	NAME	POS.	HT.	WT.	YR.	EXP.	HOMETOWN/HS, JC or COLLEGE
25	Joseph Agnew	DB	6-0	200	Jr.	1L	Southlake, Texas/Carroll
33	Max Anyiam	DB	6-2	210	So.	1L	Garland, Texas/North Garland
35	Jonathan Arceneaux	LB	6-0	220	So.	SQ	Tyler, Texas/John Tyler
11	Pierre Beasley	WR	6-3	217	So.	SQ	Houston, Texas/Spring Westfield
63	David Berken	OL	6-4	295	Sr.	3L	Lake Arthur, La./Crowley Notre Dame
40	Travis Bradshaw	DB	6-1	190	Fr.	SQ	Cypress, Texas/Cy Fair
90	Victor Brooks	DE	6-5	260	Jr.	2L	Portland, Texas/Gregory-Portland
96	Mark Brundage	K	5-10	170	Fr.	SQ	Centennial, Colo./Skyline
42	Robert Calhoun	LB	6-1	220	Jr.	2L	Duncanville, Texas/Duncanville
52	Keshawn Carrington	OL	6-3	245	Fr.	SQ	Missouri City, Texas/Marshall
12	James Casey	TE/QB	6-4	245	So.	1L	Azle, Texas/Azle
16	Chase Clement	QB	6-1	208	Sr.	3L	Alamo Heights, Texas/Alamo Heights
59	Ryan Craig	LB	5-10	210	Jr.	2L	Houston, Texas/Stratford
81	Jarett Dillard	WR	5-11	185	Sr.	3L	San Antonio, Texas/Sam Houston
3	Toren Dixon	WR	6-2	208	Jr.	2L	Baton Rouge, La./Redemptorist
24	Christopher Douglas	DB	5-9	175	Jr.	2L	Fort Worth, Texas/All Saints Episcopal
22	Taylor Dupree	RB	6-1	214	So.	1L	Mesquite, Texas/Poteet
65	Kody Emmert	OT	6-6	255	Fr.	SQ	Liberty Hills, Texas/Liberty Hills
46	Clark Fangmeier	PK	5-11	185	Jr.	2L	Houston, Texas/Northland Christian
83	Michael Fuda	WR	6-0	190	Fr.	SQ	Katy, Texas/Katy
32	Willie Garley	DB	5-11	190	So.	1L	Victoria, Texas/Memorial
34	Terrance Garmon	LB	6-2	220	Jr.	2L	Tyler, Texas/John Tyler
18	Jeremy Goodson	WR	5-9	180	Jr.	1L	Houston, Texas/Lamar Consolidated
7	Tommy Henderson	WR	5-9	183	Sr.	3L	Wichita Falls, Texas/Wichita Falls
66	Jake Hicks	OL	6-3	270	Fr.	SQ	Montgomery, Texas/Montgomery
5	Justin Hill	RB	5-11	205	So.	1L	Corinth, Texas/Lake Dallas
8	Brent Hotard	SAF	6-1	205	Fr.	SQ	Round Rock, Texas/Round Rock
36	Vernon James	LB	6-1	220	Sr.	3L	Spring, Texas/Westfield
44	Chris Jones	DB	6-3	175	So.	1L	Arlington, Texas/Bowie
15	Brandon King	DB	5-9	182	Sr.	3L	Moss Point, Miss./Moss Point
4	Randy Kitchens	SAF	6-3	195	So.	1L	Robinson, Texas/Robinson
27	Marcus Knox	RB	5-10	202	Jr.	2L	Houston, Texas/Bellaire Episcopal
2	Joseph Leary	DB	5-11	180	So.	1L	Copperas Cove, Texas/Copperas Cove
51	Brandon Long	DS	6-0	230	So.	1L	Deer Park, Texas/Deer Park
92	Kramer Lucio	DE	6-4	240	So.	SQ	Richardson, Texas/Berkner
49	Casey Marchbanks	RB	6-0	210	Jr.	1L	Austin, Texas/S.F. Austin
76	Travis Mason	OL	6-4	280	Jr.	2L	Oklahoma City, Okla./Casady
60	Jimmy Miller	OL	6-3	305	Sr.	3L	Richmond, Texas/Fort Bend Austin
56	Scott Mitchell	OL	6-0	278	So.	1L	Ottawa, Ontario, Canada/St. Mark's
91	Todd Mohr	DL	6-2	285	Sr.	2L	Houston, Texas/Cypress Creek
88	Will Moss	DL	6-4	265	Sr.	3L	Bonham, Texas/Bonham
72	Stefan Nazar	OL	6-5	290	Fr.	HS	Toronto, Ontario/Michael Power
54	Scott Nimmons	OL	6-2	260	Jr.	SQ	Houston, Texas/Clear Lake
50	Nordstrom, Matthew	LB	5-11	195	Fr.	SQ	Spring, Texas/Rochester, Michigan
85	Wil Norris	TE	6-1	225	So.	1L	Plano, Texas/Prestonwood Christian
55	Cheta Ozougwu	DE	6-2	240	So.	1L	Houston, Texas/Alief Taylor
64	Tyler Parish	OL	6-4	300	Fr.	SQ	Ardmore, Okla./Ardmore
71	Davon Primus	NG	6-2	325	Fr.	SQ	Humble, Texas/Humble
74	Chris Ptaszek	DL	6-5	302	Sr.	3L	Houston, Texas/Tomball
31	Brian Raines	LB	6-1	222	Sr.	3L	Missouri City, Texas/Fort Bend Willowridge
6	Patrick Randolph	DB	5-11	170	So.	1L	Tuscaloosa, Ala./Paul W. Bryant
30	Andrew Sendejo	DB	6-1	213	Jr.	2L	Canyon Lake, Texas/Smithson Valley
88	Jaimim Shah	WR	6-0	195	Fr.	SQ	Garden Ridge, Texas/Canyon
9	Ja'Corey Shepherd	DB	5-11	190	Sr.	3L	Lufkin, Texas/Lufkin
17	John Thomas Shepherd	QB	6-1	192	Jr.	1L	El Dorado, Ark./El Dorado
86	Will Shoppa	DL	6-3	230	So.	SQ	Fort Worth, Texas/All Saints Episcopal
45	Tanner Shuck	LB	5-11	215	Fr.	HS	Jenks, Okla./Jenks
80	Corbin Smiter	WR	6-2	210	So.	1L	Southlake, Texas/Carroll
20	Bencil Smith	DB	5-11	200	Jr.	2L	Houston, Texas/Lamar
37	Tyler Smith	RB	5-7	185	Fr.	HS	Cedar Park, Texas/Cedar Park
13	Scott Solomon	DE	6-3	250	Fr.	HS	San Antonio, Texas/Marshall
98	Brian Stacey	DL	6-1	270	Fr.	HS	Houston, Texas/Klein Forest

**R RICE OWLS**

NO.	NAME	POS.	HT.	WT.	YR.	EXP.	HOMETOWN/HS, JC or COLLEGE
19	Ahmad Sweeney	WR	5-10	180	So.	SQ	Missouri City, Texas/Fort Bend Hightower
89	Chance Talbert	DT	6-5	290	So.	1L	Hurst, Texas/Arlington Oakridge
29	Carl Taylor	DB	6-1	195	Sr.	2L	Dallas, Texas/Carter
97	Cameron Thompson	DL	6-0	285	So.	1L	Cedar Hill, Texas/Cedar Hill
67	Preston Thompson	OL	6-6	290	Jr.	1L	El Paso, Texas/Coronado
48	Brandon Tolbert	LB	5-11	195	So.	1L	Texarkana, Texas/Texas
28	C.J. Ugokwe	RB	5-11	213	Jr.	2L	Plano, Texas/Plano East
43	Martin Uwah	CB	5-8	155	Fr.	SQ	Mesquite, Texas/John Horn
75	Cameron Vester	OL	6-3	270	So.	SQ	Haslet, Texas/Fort Worth Northwest
84	Taylor Wardlow	TE	6-6	230	Jr.	2L	Grapevine, Texas/Grapevine
82	John Welch	WR	6-2	185	Jr.	2L	Gautier, Miss./Gautier
79	Charlie Wiebusch	OL	6-2	310	Jr.	1L	McAllen, Texas/Sharyland
73	Austin Wilkinson	OL	6-2	275	Sr.	3L	The Woodlands, Texas/The Woodlands
47	Aaron Williams	DE/LB	6-3	218	So.	1L	Mesquite, Texas/North
94	Brandon Yelovich	K	6-1	175	Fr.	SQ	Friendswood, Texas/Clear Brook

**2008 SPRING SIGNEES**

NAME	POS.	HT.	WT.	YR.	HOMETOWN/HS, JC or COLLEGE
Eric Ball	OL	6-3	270	Fr.	Katy, Texas/Katy
Jarrett Ben	DB	5-10	160	Fr.	Garland, Texas/Garland
Derek Clark	WR	6-2	170	Fr.	Arlington, Texas/Bowie
John Gioffre	DL	6-1	293	Fr.	Katy, Texas/Cinco Ranch
Clay Hebert	OL	6-3	290	Fr.	Spring, Texas/Klein
Chris Jammer	DB	6-1	175	Fr.	Sweeney, Texas/Sweeney
Ryan Lewis	QB	6-3	200	Fr.	Baton Rouge, La./Catholic
Ronnie Lillard	LB	6-3	215	Fr.	Ft. Myers, Fla./Air Force Academy Prep
Roddy Maginot	WR	5-10	170	Fr.	Arlington, Texas/Bowie
Kyle Martens	P/K	6-6	190	Fr.	Spearfish, S.D./Spearfish
Stefan Nazar	OL	6-5	290	Fr.	Toronto, Ontario/Michael Power
Michael Patterson	ATH	5-11	170	Fr.	Rockwall, Texas/Rockwall
Michael Smith	DL	6-1	270	Fr.	Bay City, Texas/Bay City
Shane Turner	RB	5-9	170	Fr.	Houston, Texas/Cy Falls
Denzel Wells	WR	5-11	180	Fr.	Houston, Texas/Cy Falls
Xavier Webb	DB	5-11	200	Fr.	Montgomery, Texas/Montgomery
Jared Williams	TE/DE	6-3	230	Fr.	Huntsville, Texas/Huntsville
Luke Willson	TE	6-5	240	Fr.	LaSalle, Ontario/St. Thomas of Villanova





## SMU MUSTANGS

Location:	Dallas, Texas
Founded:	1911
Enrollment:	10,981
Nickname:	Mustangs
Colors:	Red and Blue
Stadium:	Gerald J. Ford Stadium (32,000)
President:	Dr. R. Gerald Turner
Faculty Athletics Representative:	C. Paul Rogers III
Athletic Director:	Steve Orsini
Senior Woman Administrator:	Koni Daws
Basic Offense:	Run and Shoot
Basic Defense:	4-3

### FOOTBALL STAFF

Head Coach: June Jones  
Alma Mater: New York State Regents College  
Record at SMU: 0-0 (.000) First Season  
Career Record: 75-41 (.647) 8 Seasons

#### Special Teams Coach

Frank Gansz (Navy)

#### Assistant Head Coach/Defense

Tim Hundley (Western Oregon State)

#### Defensive Coordinator

Tom Mason (Eastern Washington)

#### Assistant Head Coach/Offense

Dan Morrison (UCLA)

#### Defensive Line Coach

Bert Hill (Auburn-Montgomery)

#### Offensive Line Coach

Dennis McKnight (Drake)

#### Secondary Coach

Derrick Odum (Utah)

#### Wide Receivers Coach

Jeff Reinebold (Maine)

#### Running Backs Coach

Wea Suan (Linfield)

#### Director of High School Relations

Tam Hollingsdead (SMU)

#### Director of Football Operations

Randy Ross (St. Bernard)

#### Director of On-Campus Recruiting

Steve Stigall (Texas)

Football Office Phone: 214/768-3677 Fax: 214/768-9467

### SPORTS INFORMATION

Assistant AD/Football SID:	Brad Sutton
Office Phone:	214/768-2883
Cell Phone:	214/914-8705
Fax:	214/768-2044
E-Mail:	bsutton@smu.edu
Website:	www.SMUMustangs.com
Press Box Phone:	214/768-7730

### 2008 SCHEDULE

<b>Aug. 29 (Fri.)</b>	<b>at Rice (ESPN)</b>
Sept. 6	TEXAS STATE
Sept. 13	at Texas Tech
Sept. 20	TCU (CBS College Sports)
<b>Sept. 25</b>	<b>at Tulane (CBS College Sports)</b>
<b>Oct. 4</b>	<b>at UCF (CBS College Sports)</b>
<b>Oct. 11</b>	<b>TULSA</b>
<b>Oct. 18</b>	<b>HOUSTON</b>
Oct. 25	at Navy (CBS College Sports)
<b>Nov. 8</b>	<b>MEMPHIS</b>
<b>Nov. 15</b>	<b>at UTEP</b>
<b>Nov. 29</b>	<b>SOUTHERN MISS</b>

Conference games in **bold italics**.  
Home gems in ALL CAPS

### 2007 RESULTS

S3	TEXAS TECH	L	9-49	0-1
S8	NORTH TEXAS	W	45-31	1-1
S15	at Arkansas State	L	28-45	1-2
S22	at TCU	L	7-21	1-3
<b>S29</b>	<b>UTEP</b>	L	<b>45-48 (OT)</b>	<b>1-4</b>
<b>O13</b>	<b>at Southern Miss</b>	L	<b>7-28</b>	<b>1-5</b>
<b>O20</b>	<b>TULANE</b>	L	<b>34-41 (OT)</b>	<b>1-6</b>
<b>O27</b>	<b>at Tulsa</b>	L	<b>23-29</b>	<b>1-7</b>
<b>N4</b>	<b>at Houston</b>	L	<b>28-38</b>	<b>1-8</b>
<b>N10</b>	<b>RICE</b>	L	<b>42-43</b>	<b>1-9</b>
<b>N17</b>	<b>UCF</b>	L	<b>20-49</b>	<b>1-10</b>
<b>N24</b>	<b>at Memphis</b>	L	<b>52-55 (3OT)</b>	<b>1-11</b>

### NOTING THE MUSTANGS

- Director of Athletics Steve Orsini announced **June Jones** as the head football coach at SMU on January 7. Jones arrives on the Hilltop after nine years at Hawai'i, where he resurrected the downtrodden Warrior football program to make it one of the most exciting and competitive squads in the country. Jones led his Hawai'i teams to 76 wins -- the most by any Hawai'i coach -- two Western Athletic Conference Championships and six bowl-game appearances. He developed six All-Americans. Jones catapulted the Warrior program into the national rankings in his nine seasons, with Hawai'i ranking in the top 40 in seven of his nine years, including a top-10 ranking and a Sugar Bowl appearance in 2007.

- With new head coach **June Jones** on staff, SMU is now one of only six schools nationwide to have former National Coaches of the Year at the helms of both its football and men's basketball programs (Matt Doherty).

- Taking over a team that went 1-11 last season, **June Jones** will attempt to turn around another program. In 1998, Hawai'i suffered its first-ever winless season. The following year, the first under Jones, the Warriors went 9-4, marking the biggest turnaround in NCAA history.

- With 18 career receiving TDs, junior wide receiver **Emmanuel Sanders** enters the season with a good shot at breaking SMU's all-time record of 25 (Emanuel Tolbert, 1976-79).

- Senior punter/kicker **Thomas Morstead** enters the season having hit 77 consecutive PATs and boasting an SMU-record 44.3-yard career punting average. Morstead led C-USA with a 44.6 yards per punt average and was named first team All-Conference USA at punter.



## SMU MUSTANGS

### 2008 PRESEASON DEPTH CHART

Returning starters in bold

#### Lettermen

Returning/Lost: 39/10

#### Starters

Offensive Returning/Lost: 5/2

Defensive Returning/Lost: 5/4

Special Teams Returning/Lost: 2/0

#### Offense

QB Logan Turner, Daniel Miller  
 RB **DeMyron Martin**, Chris Butler  
 LT Kelvin Beachum, Vincent Chase  
 LG **Sean Lobo**, Josh LeRibeus  
 C **Mitch Enright**, Andrew Robiskie  
 RG Bryce Tennison, Kelly Turner  
 RT Tommy Poynter, J.T. Brooks  
 H-WR **Emmanuel Sanders**, Simeon Thomas  
 X-WR Aldrick Robinson, Kyle Sullivan, Shaun Moore  
 Y-WR Josh Bryant, Bruce Greenberg  
 Z-WR **Zach Zimmerman**, Bradley Haynes, Jim Becker

#### Defense

LDE Anthony Sowe, Jordan Johnson  
 DT **Patrick Handy**, Chris Parham  
 NG **Serge Elizee**, Zac Thomas  
 RDE **Youri Yenga**, Adrian Dizer  
 SAM **Will Bonilla**, Jason Jackson  
 MIKE Justin Smart, Ryan Moczygomba  
 WILL Pete Fleps, Chase Kennemer  
 LCB Darius Bell, Calvin Crockett, Tim Crosby  
 FS Tyler Jones, KJ Ellis  
 SS Rock Dennis, De'Von Bailey  
 RCB **Bryan McCann**, Chris Castro

#### Specialists

K **Thomas Morstead**, Kellis Cunningham  
 P **Thomas Morstead**, Andrew Galloway  
 KR TBA  
 PR TBA

#### Key Losses

DE Cory Muse  
 WR Zack Sledge  
 DB Jonathan Lindley  
 OL Kenard Burley  
 OL Ben Poynter  
 OL Caleb Peveto  
 LB Wilton McCray  
 WR Columbus Givens

### 2007 STATISTICAL LEADERS

Rushing	Att.	Yds.	Avg.	TD	Long
Justin Willis	180	699	3.9	3	48
James Mapps	108	526	4.9	4	33
DeMyron Martin	106	458	4.3	4	61
<b>TOTALS</b>	<b>470</b>	<b>2042</b>	<b>4.3</b>	<b>15</b>	<b>61</b>
Passing	Att.	Comp	Pct.	INT	Yards TD
Justin Willis	414	242	.585	18	2944 25
<b>TOTALS</b>	<b>432</b>	<b>250</b>	<b>.579</b>	<b>19</b>	<b>3025 26</b>
Receiving	Rec	Yds.	Avg.	TD	Long
Emmanuel Sanders	74	889	12.0	9	54
Zack Sledge	49	729	14.9	10	51
Columbus Givens	42	386	9.2	4	26
<b>TOTALS</b>	<b>250</b>	<b>3025</b>	<b>12.1</b>	<b>26</b>	<b>55</b>
Field Goals	Made-Att.	Pct.	Long		
Thomas Morstead	13-20	.650	52		
<b>TOTALS</b>	<b>13-20</b>	<b>.650</b>	<b>52</b>		
Punting	No.	Yards	Avg.	In 20	Long
Thomas Morstead	57	2545	44.6	21	72
<b>TOTALS</b>	<b>58</b>	<b>2545</b>	<b>43.9</b>	<b>21</b>	<b>72</b>
Tackles	Solos	Ast	Total		
Will Bonilla	54	28	82		
Bryce Hudman	54	28	82		
Wilton McCray	47	25	72		
Bryan McCann	53	6	59		
David Haynes	36	17	53		
<b>TOTALS</b>	<b>599</b>	<b>302</b>	<b>901</b>		
Interceptions	No.	Yds.	Avg.	TD	
Bryan McCann	4	63	15.8	0	
Will Bonilla	2	42	21.0	0	
<b>TOTALS</b>	<b>12</b>	<b>202</b>	<b>16.8</b>	<b>2</b>	

### 2007 TEAM STATISTICS

Category	SMU	Opponents
First Downs	340	477
Rushes-Yards	470-2042	470-2367
Rushing Yards/Game	170.2	197.2
Passes Att./Comp./Int.	432-250-19	490-306-12
Completion Pct.	.579	.624
Passing Yards	3025	3617
Passing Yards/Game	252.1	301.4
Total Off. Plays/Yds	902-5067	960-5984
Total Offense/Game	422.2	498.7
Punts-Average	58-43.9	57-40.3
Punt Returns-Avg.	25-8.6	25-7.4
Kickoff Returns-Avg.	70-18.5	57-19.6
Interceptions-Yards	12-202	19-328
Fumbles-Lost	22-12	23-10
Penalties-Yards	92-833	96-832
3rd Down Conversions	77-181	96-178
3rd Down Conversion Percentage	.425	.539
4th Down Conversions	6-16	5-11
4th Down Conversion Percentage	.375	.455
Sacks By-Yards	20-159	30-210
Avg. Time of Possession	29:23	30:37



**SMU MUSTANGS**

**SPRING ROSTER**



NO.	NAME	POS.	HT.	WT.	YR.	EXP.	HOMETOWN/HS, JC or COLLEGE
58	Nick Antaki	DL	6-4	227	Fr.	RS	Dallas, Texas/Jesuit
2	De'Von Bailey	S	6-2	209	So.	1L	Lawton, Okla./Eisenhower
70	Kelvin Beachum	OL	6-3	283	Fr.	RS	Mexia, Texas/Mexia
30	Jim Beckner	WR	5-10	184	Jr.	0L	Nashville, Tenn./MBA
12	Derrius Bell	DB	5-10	167	So.	1L	Dallas, Texas/Hillcrest
59	Sam Bennett	DS	6-1	257	Jr.	2L	Dallas, Texas/Highland Park
54	Taylor Bon	LB	6-3	207	So.	1L	Kingwood, Texas/Kingwood
27	Will Bonilla	LB	5-11	225	Sr.	3L	Corpus Christi, Texas/Carroll
79	J.T. Brooks	OL	6-5	305	Fr.	RS	Arlington, Texas/Martin
32	Josh Bryant	WR	5-8	176	So.	0L	Bellville, Texas/Bellville
83	Phillip Burley	WR	6-3	225	So.	0L	Rosser, Texas/Scurry-Rosser
1	Chris Butler	RB	5-10	210	So.	1L	Brusly, La./Brusly
23	Chris Castro	DB	5-9	179	Fr.	RS	Allen, Texas/Allen
60	Vincent Chase	OL	6-5	252	Fr.	3L	Irving, Texas/Irving
22	Aaron Cheatham	WR	5-8	175	Fr.	RS	Phoenix, Ariz./Brophy
20	Chase Courtney	DB	5-10	184	So.	1L	Alexandria, La./Menard Central
83	Calvin Crockett	DL	6-2	248	So.	0L	Grand Prairie, Texas/South Grand Prairie
35	Tim Crosby	DB	5-11	175	So.	0L	Garland, Texas/Garland
4	Kellis Cunningham	P/K	5-11	186	Jr.	2L	Carrollton, Texas/Creekview
98	Szymon Czerniak	DL	6-5	255	Fr.	RS	Houston, Texas/Stratford
57	Kyle DeGroat	DL	6-0	265	So.	0L	Dallas, Texas/Carter
31	Travis DeJohn	RB	5-9	176	Fr.	RS	St. Louis, Mo./MICDS
10	Rock Dennis	DB	5-10	189	Jr.	0L	Leavenworth, Kansas/Garden City C.C.
30	Adrian Dizer	DE	6-6	240	Jr.	0L	Clarksville, Texas/Clarksville
95	Mickey Dollens	DL	6-3	260	So.	0L	Bartlesville, Okla./Bartlesville
99	Serge Elizee	DT	6-1	301	Sr.	1L	Miami, Fla./Minnesota/College of the Sequoias
32	KJ Ellis	DB	6-2	214	Jr.	1L	Arlington, Texas/Texas Tech
44	Andrew Ellison	LB	6-2	226	Fr.	HS	College Station, Texas/A&M Consolidated
51	Mitch Enright	OL	6-2	272	Jr.	2L	Southlake, Texas/Southlake
84	Patrick Fleming	DE	6-4	229	So.	1L	Houston, Texas/Cypress Creek
52	Pete Fleps	LB	6-2	226	So.	1L	Southlake, Texas/Carroll
53	Adam Furtwengler	LB	6-2	245	Sr.	0L	Corpus Christi, Texas/W.B. Ray
11	Andrew Galloway	P/H	6-4	233	Sr.	1L	Manhattan, Kan./Manhattan
96	Josh Geldert	DE	6-3	223	So.	0L	Dallas, Texas/Lake Highlands
33	Ben Goldthorpe	RB	6-2	236	Fr.	RS	Denton, Texas/Ryan
34	Bruce Greenberg	WR	5-7	170	So.	0L	Columbia, S.C./Hammond School\
94	Patrick Handy	DL	6-2	256	Sr.	3L	Spring, Texas/Westfield
7	David Haynes	DB	5-9	190	Sr.	3L	McGregor, Texas/McGregor
88	Bradley Haynes	WR	6-3	205	Fr.	RS	Mansfield, Texas/Summit
9	Jessie Henderson	WR	5-9	169	Sr.	3L	Paris, Texas/Paris
15	Ross Hill	QB	6-4	210	Fr.	RS	Los Alamitos, Calif./Los Alamitos
34	Jason Jackson	LB	6-0	219	So.	1L	Little Rock, Ark./Episcopal Collegiate
25	La'Cori Johnson	WR	5-9	167	Sr.	2L	Atlanta, Texas/Atlanta
49	Jordan Johnson	DE	6-3	255	So.	1L	Carrollton, Texas/Creekview
41	Tyler Jones	DB	6-1	203	So.	1L	Emory, Texas/Rains
29	Chase Kennemer	LB	6-0	215	Jr.	1L	Arlington, Texas/Texas A&M
77	Josh LeRibeus	OL	6-4	332	Fr.	RS	Richardson, Texas/Berkner
74	Sean Lobo	OL	6-3	300	Sr.	2L	Arlington, Texas/Sam Houston
8	DeMyron Martin	RB	6-2	234	Sr.	3L	Allen, Texas/Allen
6	Bryan McCann	DB	6-0	176	Jr.	2L	Oklahoma City, Oklahoma/Putnam City
45	Andrew McKinney	RB	6-4	264	Sr.	3L	Decatur, Texas/Decatur
26	A'Darius Medford	WR	5-10	168	So.	0L	Garland, Texas/North Garland
82	Austin Michelsen	OL	6-4	236	Jr.	0L	Arlington, Texas/Texas Tech
10	Daniel Miller	QB	6-0	186	Fr.	RS	Lake Highlands, Texas/Lake Highlands
39	Ryan Moczygemba	LB	6-1	222	So.	1L	Bulverde, Texas/Smithson Valley
29	Shaun Moore	WR	6-1	189	So.	1L	Lake Forest, Ill./Lake Forest
43	Michael Morse	LB	6-0	221	Fr.	RS	Richardson, Texas/Pearce
15	Thomas Morstead	P/K	6-5	233	Sr.	2L	Pearland, Texas/Pearland
72	Ross Nigh	OL	6-5	303	Jr.	0L	Cuero, Texas/Cuero
55	John Nwisienyi	LB	5-11	227	So.	0L	Dallas, Texas/Jesuit
93	Chris Parham	DT	6-3	286	Jr.	1L	Fort Worth, Texas/North Crowley
67	Tommy Poynter	OL	6-4	277	Sr.	2L	Irving, Texas/MacArthur



## SMU MUSTANGS

NO.	NAME	POS.	HT.	WT.	YR.	EXP.	HOMETOWN/HS, JC or COLLEGE
97	Robert Quick	DL	6-6	235	Fr.	HS	San Diego, Calif./Bishop School
12	Zach Rhodes	QB	6-2	204	So.	1L	New Braunfels, Texas/New Braunfels
24	Aldrick Robinson	WR	5-10	170	So.	1L	Waxahachie, Texas/Waxahachie
50	Andrew Robiskie	OL	6-1	284	Fr.	HS	Chagrin Falls, Ohio/Chagrin Falls
17	Emmanuel Sanders	WR	6-1	175	Jr.	2L	Bellville, Texas/Bellville
13	DeMikel Shankle	DB	6-0	202	Fr.	RS	Longview, Texas/Spring Hill
33	Seth Sloan	DB	6-0	179	Fr.	RS	Vian, Okla./Vian
40	Justin Smart	LB	6-2	240	So.	1L	Marshall, Texas/Marshall
64	Chase Smith	OL	6-4	300	Jr.	1L	Flower Mound, Texas/Flower Mound
42	Anthony Sowe	DE	6-2	240	So.	1L	Denton, Texas/Denton
85	Kyle Sullivan	WR	6-0	170	So.	0L	Mission Viejo, Calif./Mission Viejo
65	Jackson Taylor	DS	6-3	250	Sr.	3L	Houston, Texas/Houston Christian
68	Bryce Tennison	OL	6-3	292	Fr.	RS	Austin, Texas/McNeil
16	Simeon Thomas	WR	6-0	172	Fr.	RS	Ukiah, Calif./Ukiah
46	Zac Thomas	DE	6-4	250	So.	0L	Stephenville, Texas/Stephenville
11	Logan Turner	QB	6-0	179	Fr.	RS	Springtown, Texas/Springtown
71	Kelly Turner	OL	6-3	281	Fr.	RS	Dallas, Texas/Highland Park
81	Mario Walker	DE	6-2	225	Jr.	2L	Marshall, Texas/Marshall
18	Terrance Wilkerson	WR	5-11	170	Fr.	RS	DeSoto, Texas/DeSoto
48	Youri Yenga	DE	6-2	225	So.	1L	Euleless, Texas/Trinity
5	Zach Zimmerman	WR	6-1	166	Jr.	1L	Flower Mound, Texas/Flower Mound



### 2008 SPRING SIGNEES

NAME	POS.	HT.	WT.	YR.	HOMETOWN/HS, JC or COLLEGE
Chris Banjo	DB	5-10	191	Fr.	Sugar Land, Texas/Kempner
Cole Beasley	SLOT	5-9	171	Fr.	Little Elm, Texas/Little Elm
Zach Boyd	OL	6-4	251	Fr.	Dallas, Texas/Highland Park
Jimmy Chase	OL	6-2	244	Fr.	Garland, Texas/North Garland
E.J. Drewery	WR	6-6	199	Fr.	Chesapeake, Va./ASC
*Andrew Ellison	DL	6-2	232	Fr.	College Station, Texas/A&M
Josh Emshoff	OL	6-4	271	Fr.	Lufkin, Texas/Lufkin
Jordan Free	OL	6-2	292	Fr.	Baton Rouge, La./Parkview Baptist
Kevin Grenier	DE	6-4	243	Fr.	Tucson, Ariz./Salpointe
Evan Huahulu	DL	6-1	300	Fr.	Anaheim, Calif./Servite
Victor Jones	LB	6-0	213	Fr.	Richland, Texas/Richland
B.J. Lee	SLOT	5-5	160	Fr.	Ridgeland, Miss./Ridgeland
Zach Line	LB	6-1	208	Fr.	Oxford, Mich./Oxford
Cole Loftin	SLOT	6-0	174	Fr.	Aledo, Texas/Aledo
Bryce Lunday	SLOT	5-8	178	Fr.	Sheridan, Ark./Sheridan
Deyon McElroy	DB	6-0	182	Jr.	Rancho Cucamonga, Calif./Chaffey CC
Blake McJunkin	OL	6-2	256	Fr.	Plano, Texas/Plano
Bo Levi Mitchell	QB	6-1	199	Fr.	Katy, Texas/Katy
Sidney Nwangwu	OL	6-4	314	Fr.	Midland, Texas/Midland
Alex Odiari	LB	6-0	253	Jr.	Carrllton, Texas/Collin County CC
Robert Parker	DE	5-11	219	Fr.	Humble, Texas/Humble
Torlan Pittman	DL	6-0	275	Fr.	Bryan, Texas/Bryan
Keith Robinson	DB	5-8	164	Fr.	Atco, N.J./Winslow Township
*Andrew Robiskie	OL	6-1	285	Fr.	Chagrin Falls, Ohio/Chagrin Falls
Braden Smith	QB	6-0	191	Fr.	Rockwall, Texas/Rockwall
Ryan Smith	DB	5-11	171	Fr.	Houston, Texas/Lamar
Taylor Thompson	DE	6-6	237	Fr.	Prosper, Texas/Prosper
Quincey Whittington	SLOT	5-8	159	Fr.	Cuero, Texas/Cuero

\* denotes midyear signees



## SOUTHERN MISS GOLDEN EAGLES

Location:	Hattiesburg, Miss.
Founded:	1910
Enrollment:	15,000
Nickname:	Golden Eagles
Colors:	Black and Gold
Stadium:	Carlisle-Faulkner Field at Roberts Stadium (36,000)
President:	Dr. Martha D. Saunders
Faculty Athletics Representative:	Dr. Dennis Phillips
Athletic Director:	Richard Giannini
Senior Woman Administrator:	Sonya Varnell
Basic Offense:	Spread
Basic Defense:	4-3

### FOOTBALL STAFF

Head Coach: Larry Fedora  
Alma Mater: Austin College '85  
Record at Southern Miss: 0-0 (.000) First Season  
Career Record: 0-0 (.000) First Season

#### Associate Head Coach/Offensive Coordinator/Wide Receivers

Darrell Wyatt (Kansas State '80)

#### Defensive Coordinator/Defensive Backs

Todd Bradford (Southern Utah '86)

#### Quarterbacks

Blake Anderson (Sam Houston State '92)

#### Linebackers

David Duggan (New Hampshire '86)

#### Tight Ends

Barney Farrar (Delta State '83)

#### Defensive Backs

Tony Hughes (Southern Miss '80)

#### Offensive Line

Chris Kapilovic (Missouri State '92)

#### Defensive Line

Art Kaufman (Arkansas-Monticello '80)

#### Running Backs

Frank Wilson (Nicholls State '97)

Football Office Phone: 601/266-4567 Fax 601/266-4567

### SPORTS INFORMATION

Assistant A.D.:	Jack Duggan
Office Phone:	601/266-4503
Cell Phone:	985/414-1118
Fax:	601/266-4507
E-Mail:	jack.duggan@usm.edu
Website:	www.SouthernMiss.com
Press Box Phone:	601/266-5523

### 2008 SCHEDULE

Aug. 30	LOUISIANA-LAFAYETTE
Sept. 6	at Auburn
Sept. 13	at Arkansas State
<b>Sept. 20</b>	<b>MARSHALL</b>
<b>Oct. 4</b>	<b>UTEP</b>
Oct. 11	BOISE STATE (CBS College Sports)
<b>Oct. 18</b>	<b>at Rice</b>
<b>Oct. 25</b>	<b>at Memphis (CBS College Sports)</b>
<b>Nov. 1</b>	<b>UAB</b>
<b>Nov. 8</b>	<b>at UCF</b>
<b>Nov. 15</b>	<b>EAST CAROLINA</b>
<b>Nov. 29</b>	<b>at SMU</b>

Conference games in **bold italics**.  
Home game in ALL CAPS

### 2007 RESULTS

S1	TENNESSEE-MARTIN	W	35-13	1-0
S8	at (24) Tennessee	L	9-39	1-1
<b>S15</b>	<b>at East Carolina</b>	<b>W</b>	<b>28-21</b>	<b>2-1</b>
S27	at Boise State	L	16-38	2-2
<b>O3</b>	<b>RICE</b>	<b>L</b>	<b>29-31</b>	<b>2-3</b>
<b>O13</b>	<b>SMU</b>	<b>W</b>	<b>28-7</b>	<b>3-3</b>
<b>O21</b>	<b>at Marshall</b>	<b>W</b>	<b>33-24</b>	<b>4-3</b>
<b>O28</b>	<b>UCF</b>	<b>L</b>	<b>17-34</b>	<b>4-4</b>
<b>N3</b>	<b>at UAB</b>	<b>W</b>	<b>37-7</b>	<b>5-4</b>
<b>N10</b>	<b>MEMPHIS</b>	<b>L</b>	<b>26-29</b>	<b>5-5</b>
<b>N17</b>	<b>at UTEP</b>	<b>W</b>	<b>56-30</b>	<b>6-5</b>
N24	ARKANSAS STATE	W	16-10	7-5
D22	(20) Cincinnati	L	21-31	7-6

(Papajohns.com Bowl)

### NOTING THE GOLDEN EAGLES

- **Larry Fedora** became the 18th coach in the history of Southern Miss as the school plays its 92nd year of football in 2008. Fedora comes to Southern Miss after spending the last three seasons as the offensive coordinator at Oklahoma State. The Cowboys were in the top 10 in rushing yards per game and in the top 20 in total offense per game in each of the last two seasons. During Fedora's three-year tenure at OSU, the Cowboys raised their rushing, passing and total offensive yards each year that he was there. In 2006, the Cowboys were one of just two teams - the other being Boise State - to average more than 200 yards both rushing and passing.

- The Golden Eagles made their 18th appearance in a bowl game when they played in the Papajohns.com Bowl in Birmingham, Ala., last December. Southern Miss has appeared in a post-season bowl game for six consecutive seasons and 10 out of the last 11. The Golden Eagles finished 7-6 for the team's 14th straight winning season.

- Junior RB **Damion Fletcher** carried 29 times for 155 yards in the Papajohns.com Bowl to finish the season with a single-season best 1,586 yards and 15 rushing scores. He has recorded a total of 16, 100-yard rushing games in his first two seasons at USM, along with seven multi-touchdown games on the ground and 26 career scores. Fletcher already ranks fourth on the school's all-time rushing list with 2,974 yards and needs just 622 yards to become the leader.

- Junior linebacker **Gerald McRath** is a preseason candidate for the Lombardi Award. McRath, the reigning Conference USA Defensive Player of the Year, led the Golden Eagles with 139 tackles last season to go along with 12 tackles for loss, 4.5 sacks, three passes broken up and one forced fumble. For his career, he has tallied 249 career stops, including 23 TFLs and 6.5 sacks. Last season, he tallied seven games in which he recorded 10 or more tackles including a career-best 21 at home against UCF.



## SOUTHERN MISS GOLDEN EAGLES

### 2008 PRESEASON DEPTH CHART

*Returning starters in bold*

#### Lettermen

Returning/Lost: 41/22

#### Starters

Offensive Returning/Lost: 6/5

Defensive Returning/Lost: 4/7

Special Teams Returning/Lost: 3/0

#### Offense

LT Calvin Wilson, Jimmy Driskell  
LG **Wesley Housley**, R.J. Brown\*  
C Cameron Zipp, Alex Michael  
RG **Ryan Hebert**, James Brady  
RT **Ryan McKee**, Brennan Houston  
QB Austin Davis/Martevious Young  
TB **Damion Fletcher**, V.J. Ford  
FB **Josh Barton**, Josh Hurd  
TE **Shawn Nelson**, Jonathan Massey\*  
WR Torris Magee, Johdrick Morris  
WR **Freddie Parham\***, Willism Spight  
WR **Gerald Baptiste**, Ed Morgan

#### Defense

End Andrew Burns, Dedrick Jones  
Nose Anthony Gray, Logan Hickman  
Tackle **Eric Phillips**, Rolando Barragan\*  
Rock David Boyce, Cordarro Law  
Will **Tukumbo Abanikanda**, Blake Spiers  
Mike **Gerald McRath**, Jerome Lyons  
Sam Brandon Davis, Tim Green  
BC **Michael McGee**, Micah Pellerin  
BS Justin Wilson, Cameron O'Neal  
FS **Eddie Hicks**, Chico Hunter  
FC **C.J. Bailey**, Eddie Willingham

#### Specialists

K **Britt Barefoot**, Justin Estes  
P **Britt Barefoot**  
KR TBA  
PR TBA

\* - Junior college signee

#### Key Losses

QB Jeremy Young  
LG Chris Clark  
RG Nick Dean  
C Rick Thompson  
FB Marcus Raines  
DE Matthew Chatelain  
NT Sean Merrill  
DT Martavius Prince  
BAN Robert Henderson  
SLB James Denley  
ROV LeVance Richmond  
BC Brandon Sumrall

### 2007 STATISTICAL LEADERS

Rushing	Att.	Yds.	Avg.	TD	Long
Damion Fletcher	295	1586	5.4	15	40
Tory Harrison	95	393	4.1	5	51
<b>TOTALS</b>	<b>566</b>	<b>2621</b>	<b>4.6</b>	<b>30</b>	<b>51</b>
Passing	Att.	Comp	Pct.	INT	Yards TD
Jeremy Young	224	120	.536	8	1464 11
Stephen Reaves	151	95	.629	8	943 3
<b>TOTALS</b>	<b>380</b>	<b>217</b>	<b>.571</b>	<b>16</b>	<b>2445 14</b>
Receiving	Rec	Yds.	Avg.	TD	Long
Torris Magee	44	632	14.4	3	85
Chris Johnson	34	418	12.3	3	69
Shawn Nelson	33	451	13.7	5	40
<b>TOTALS</b>	<b>217</b>	<b>2445</b>	<b>11.3</b>	<b>14</b>	<b>85</b>
Field Goals	Made-Att.	Pct.	Long		
Justin Estes	15-22	.682	43		
<b>TOTALS</b>	<b>16-23</b>	<b>.696</b>	<b>51</b>		
Punting	No.	Yards	Avg.	Long	
Britt Barefoot	48	2039	42.5	56	
<b>TOTALS</b>	<b>49</b>	<b>2051</b>	<b>41.9</b>	<b>56</b>	
Tackles	Solos	Ast	Total		
Gerald McRath	72	67	139		
Brandon Sumrall	65	33	98		
Eddie Hicks	56	28	84		
LeVance Richmond	38	28	66		
Robert Henderson	41	23	64		
<b>TOTALS</b>	<b>537</b>	<b>376</b>	<b>913</b>		
Interceptions	No.	Yds.	Avg.	TD	
Brandon Sumrall	6	101	16.8	1	
LeVance Richmond	3	30	10.0	0	
<b>TOTALS</b>	<b>17</b>	<b>199</b>	<b>11.7</b>	<b>1</b>	

### 2007 TEAM STATISTICS

Category	Southern Miss	Opponents
First Downs	274	283
Rushes-Yards	566-2621	454-1746
Rushing Yards/Game	201.6	134.3
Passes Att./Comp./Int.	380-217-16	439-250-17
Completion Pct.	.571	.569
Passing Yards	2445	3017
Passing Yards/Game	188.1	232.1
Total Off. Plays/Yds	946-5066	893-4763
Total Offense/Game	389.7	366.4
Punts-Average	49-41.9	62-40.4
Punt Returns-Avg.	24-6.6	21-7.6
Kickoff Returns-Avg.	52-21.8	65-19.9
Interceptions-Yards	17-199	16-227
Fumbles-Lost	20-13	26-11
Penalties-Yards	71-700	90-709
3rd Down Conversions	89-198	79-187
3rd Down Conversion Percentage	.449	.422
4th Down Conversions	11-22	8-16
4th Down Conversion Percentage	.500	.500
Sacks By-Yards	28-212	22-143
Avg. Time of Possession	30:32	29:28





## SOUTHERN MISS GOLDEN EAGLES

NO.	NAME	POS.	HT.	WT.	YR.	EXP.	HOMETOWN/HS, JC or COLLEGE
97	Mam Nyang	DL	6-3	250	Sr.	SQ	Smyana, Ga./Wheeler
20	Carlus Page	DB	6-0	187	Jr.	TR	Jackson, Miss./Jackson State
6	Freddie Parham	WR	6-0	175	Jr.	JC	Margaret, Ala./East Central CC
2	Micah Pellerin	DB	6-1	182	Fr.	SQ	Madison, Miss./St. Joseph
92	Eric Phillips	DL	6-7	280	Sr.	3L	Birmingham, Ala./Wenonah
81	Chris Rhoden	WR	6-4	194	Sr.	2L	MacClenny, Fla./Baker County
35	Kameron Roan	RB	5-8	160	Jr.	SQ	Biloxi, Miss./McRamar
6	John Sablich	PK	5-11	180	Sr.	SQ	Ocean Springs, Miss./Mississippi Gulf Coast CC
16	Jerrold Sims	WR	5-9	170	Jr.	TR	Waynesboro, Miss./Jones County JC
56	Noah Slater	LB	6-3	218	Fr.	SQ	Metairie, La./Brother Martin
32	Martez Smith	LB	6-0	210	So.	1L	Camden, Miss./Velma Jackson
38	Jeremy Snowden	LB	6-3	195	Fr.	SQ	Liberty, Miss./Amite County
48	Blake Spiers	LB	6-2	225	Sr.	1L	Brandon, Miss./Copiah-Lincoln CC
27	William Spight	WR	5-10	160	Fr.	SQ	Montgomery, Ala./Jefferson Davis
60	Cody Tawater	LS	6-3	244	Jr.	1L	Philadelphia, Miss./Philadelphia
56	Ronnie Thornton	LB	6-3	225	Fr.	HS	Miami, Fla./Miami Killian
39	Daren Turner	RB	5-11	230	So.	SQ	Las Vegas, Nev./Canyon Springs
89	Justin Whiddon	WR	5-10	165	Sr.	SQ	Dothan, Ala./Ashford Academy
21	Tommy White	WR	6-2	210	So.	SQ	Bastrop, La./Bastrop
9	Claude Williams, Jr.	DB	5-8	210	Fr.	HS	Nesbit, Miss./Desoto Central
42	Korey Williams	LB	6-2	220	Fr.	SQ	New Orleans, La./Edna Karr
23	Eddie Willingham	DB	5-10	179	Sr.	3L	Daytona Beach, Fla./Seabreeze
72	Calvin Wilson	OL	6-6	352	Jr.	1L	Hattiesburg, Miss./Mississippi State
8	Justin Wilson	DB	5-11	185	So.	1L	Taylorsville, Miss./Taylorsville
9	Todd Wilson	QB/WR	6-3	209	Sr.	1L	Mobile, Ala./St. Paul's
32	Kane Wommack	TE	6-0	230	Jr.	SQ	Atlanta, Ga./Arkansas
14	Martevious Young	QB	6-1	185	So.	SQ	Alexander City, Ala./Ben Russell
59	Cameron Zipp	OL	6-1	289	So.	1L	Mandeville, La./Fontainebleau



### 2008 SPRING SIGNEES

NAME	POS.	HT.	WT.	YR.	HOMETOWN/HS, JC or COLLEGE
Leroy Banks	TE	6-3	230	Jr.	Memphis, Tenn./Whitehaven/Coahoma CC
Bud Barksdale	DB	6-0	190	Fr.	Batesville, Miss./South Panola
Rolando Barragan	DT	6-3	295	Jr.	Inglewood, Calif./Morningside/El Camino CC
Darius Barnes	DE	6-4	235	Fr.	Memphis, Tenn./Westwood
DeAndre Brown	WR	6-6	208	Fr.	Ocean Springs, Miss./Ocean Springs
R.J. Brown	OL	6-3	300	Jr.	McLain, Miss./Greene County/Jones County JC
Kyle Burkhardt	OL	6-4	280	Jr.	Kinsley, Kan./Kinsley/Dodge City (Kan.) CC
Nick Chartain	OL	6-5	325	Fr.	Baton Rouge, La./Desire Street Academy
Terrance Conner	DE	6-4	234	Jr.	Clarksdale, Miss./Coahoma County/Coahoma CC
Austin Davis	QB	6-2	205	Fr.	Meridian, Miss./West Lauderdale
Joe Duhon	OL	6-3	284	Fr.	Lake Charles, La./Washington-Marion Magnet
Jamison Hughes	DB	6-1	200	Fr.	Oxford, Miss./Oxford/Ole Miss (Has to sit out 2008)
Bret Jefcoat	QB	6-1	200	Fr.	Fulton, Miss./Itawamba AHS
Demsond Johnson	RB	5-11	190	Fr.	Yazoo City, Miss./Yazoo City
Jonathan Massey	TE	6-3	250	So.	Gautier, Miss./Gautier/Copiah-Lincoln CC
Jordan McNair	WR	6-2	170	Fr.	Port St. Joe, Fla./Port St. Joe
Willie Packer	DT	6-1	275	Fr.	Moss Point, Miss./Moss Point
Freddie Parham	WR	5-11	180	Jr.	Margaret, Ala./St. Clair County/East Central CC
Quentin Pierce	ATH	6-0	175	Fr.	Mobile, Ala./Davidson
Terrance Pope	DT	6-1	280	Fr.	Batesville, Miss./South Panola
Kendrick Presley	DB	6-1	195	Fr.	Kosciusko, Miss./Kosciusko
Austin Quattrochi	OL	6-3	265	Fr.	Marietta, Ga./George Walton
Marcal Robinson	DB	6-0	165	Fr.	Prichard, Ala./Vigor
Joel Ross	DT	6-1	300	Fr.	Houma, La./Vandebilt Catholic
Quin Sanford	OL	6-1	295	Fr.	Batesville, Miss./South Panola
Bo Tillman	DT	6-6	295	Fr.	Meadville, Miss./Franklin
Josh Tillman	DE	6-5	245	Fr.	McCall Creek, Miss./Franklin
Ronnie Thornton	LB	6-3	215	Fr.	Miami, Fla./Killian
Andre Watson	DB	5-10	180	Jr.	Ocean Springs, Miss./Ocean Springs/Miss. Gulf Coast CC
Bruce Wilbourn	WR	6-0	185	Fr.	Sardis, Miss./North Panola



## TULANE GREEN WAVE

Location:	New Orleans, La.
Founded:	1834
Enrollment:	10,606
Nickname:	Green Wave
Colors:	Olive Green and Sky Blue
Stadium:	Louisiana Superdome (69,703)
President:	Dr. Scott Cowen
Faculty Athletics Representative:	Michael Hogg
Athletic Director:	Rick Dickson
Senior Woman Administrator:	Maria Woods
Basic Offense:	Multiple
Basic Defense:	Multiple

### FOOTBALL STAFF

Head Coach: Bob Toledo  
Alma Mater: San Francisco State '68  
Record at Tulane: 4-8 (.333) 1 Season  
Career Record: 82-76 (.519) 14 Seasons

#### Offensive Coordinator/Quarterbacks

Dan Dodd (Drake '78)

#### Defensive Coordinator/Defensive Backs

O'Neill Gilbert (Regents '93)

#### Running Backs

Greg Davis Jr. (Nicholls State '94)

#### Offensive Line Coach

Mark Hutson (Oklahoma '89)

#### Defensive Line

Grant Higgison (Tulane '02)

#### Defensive Backs

Greg Jackson (Farleigh Dickinson '04)

#### Tight Ends

Doug Lichtenberger (Cal Poly '98)

#### Cornerbacks

Jason Rollins (McNeese State '96)

#### Wide Receivers

Thomas Woods (Tennessee '96)

#### Director of Football Operations

Tony Kinkela (Washington State '04)

Football Office Phone: 504/865-5355 Fax: 504/865-5379

### SPORTS INFORMATION

Assistant AD/Football SID:	Roger Dunaway
Office Phone:	504/862-8240
Cell Phone:	504/452-2906
Fax:	504/865-5379
E-Mail:	roger@tulane.edu
Website:	www.TulaneGreenWave.com
Press Box Phone:	504/587-3868

### 2008 SCHEDULE

Sept. 6	at Alabama
<b>Sept. 13</b>	<b>EAST CAROLINA</b>
Sept. 20	LOUISIANA-MONROE
<b>Sept. 25</b>	<b>SMU (CBS College Sports)</b>
Oct. 4	ARMY
<b>Oct. 11</b>	<b>at UTEP</b>
<b>Oct. 25</b>	<b>RICE</b>
Nov. 1	at LSU
<b>Nov. 8</b>	<b>at Houston</b>
<b>Nov. 15</b>	<b>UAB</b>
<b>Nov. 22</b>	<b>at Tulsa</b>
<b>Nov. 29</b>	<b>at Memphis</b>

Conference games in **bold italics**.  
Home games in ALL CAPS

### 2007 RESULTS

S8	MISSISSIPPI STATE	L	17-38	0-1
<b>S15</b>	<b>HOUSTON</b>	<b>L</b>	<b>10-34</b>	<b>0-2</b>
S22	SE LOUISIANA	W	35-27	1-2
S29	(2) LSU	L	9-34	1-3
O6	at Army	L	17-20 (OT)	1-4
<b>O13</b>	<b>at UAB</b>	<b>L</b>	<b>21-26</b>	<b>1-5</b>
<b>O20</b>	<b>at SMU</b>	<b>W</b>	<b>41-34 (OT)</b>	<b>2-5</b>
<b>O27</b>	<b>MEMPHIS</b>	<b>L</b>	<b>27-28</b>	<b>2-6</b>
<b>N3</b>	<b>TULSA</b>	<b>L</b>	<b>25-49</b>	<b>2-7</b>
<b>N10</b>	<b>UTEP</b>	<b>W</b>	<b>34-19</b>	<b>3-7</b>
<b>N17</b>	<b>at Rice</b>	<b>W</b>	<b>45-31</b>	<b>4-7</b>
<b>N24</b>	<b>at East Carolina</b>	<b>L</b>	<b>12-35</b>	<b>4-8</b>

### NOTING THE GREEN WAVE

- Junior WR **Jeremy Williams** returns in 2008 after playing in all 12 games for the Green Wave in 2007. He earned four starts. Williams led the team with 46 catches, 773 receiving yards and five TDs.
- Senior LG **Michael Parenton**, a three-year letterman, has started 34 of 35 games during his career. He was named to the Lombardi Trophy watch list as one of the nation's top interior linemen during his junior campaign. Parenton has started 18 straight games and missed the only start of his career due to food poisoning prior to the UTEP game in 2006.
- Senior DE **Reggie Scott** has played in 21 career games, including 12 starts in 2007. He received honorable mention All C-USA honors as a junior. Last season, he recorded 27 tackles (18 solo, 9 assists) along with four sacks, nine tackles for loss, two pass break-ups and three forced fumbles.
- Junior DE **Adam Kwentua** is a two-year letterman and returning starter who has played in 24 career games with 10 starts. He played in all 12 games in 2007 and started 10. Kwentua tied for second on the team with four sacks while posting 20 tackles (16 solo, four assists) and five tackles for loss.
- Junior QB **Anthony Scelfo** looks to return at the helm of the Green Wave. In 2007, Scelfo passed for 1,396 yards and six TDs.
- Senior S **David Skehan** also returns to the Green Wave in 2008 after finishing 2007 with 66 tackles (39 solo, 27 assists). He led the team with four interceptions and was second on the squad with 10 pass break-ups.



## TULANE GREEN WAVE

### 2008 PRESEASON DEPTH CHART

Returning starters in bold

(NOTE: A full depth chart was not available at press time.)

#### Lettermen

Returning/Lost: 49/15

#### Starters

Offensive Returning/Lost: 8/3

Defensive Returning/Lost: 7/4

Special Teams Returning/Lost: 4/0

#### Offense

WR **Jeremy Williams**  
WR **Brian King**  
LT **Troy Kropog**  
LG  
C **Michael Parenton**  
RG **Andrew Nierman**  
RT **Tyler Rice**  
TE  
QB **Anthony Scelfo**  
RB  
FB **Jeremy McKinney**

#### Defense

DE **Adam Kwentua**  
DT **Reggie Scott**  
DT  
DE  
MLB **Evan Lee**  
WLB **James Dillard**  
SLB **David Kirkey**  
CB **Josh Lumar**  
CB  
FS  
SS **David Skehan**

#### Specialists

K **Darren deRochemont**  
P **Ross Thevenot**  
KR TBA  
PR TBA

#### Key Losses

C Aryan Barto  
TB Matt Forte'  
S Joe Goosby  
DE Anghony Harris  
CB Carlis Jackson  
DT Frank Morton  
TE Gabe Ratcliff  
WR/KR Fred Smith  
WR Evan Smith  
RB Ade Tuyo

### 2007 STATISTICAL LEADERS

Rushing	Att.	Yds.	Avg.	TD	Long
Matt Forte'	361	2127	5.9	23	77
Anthony Scelfo	57	171	3.0	1	38
<b>TOTALS</b>	<b>489</b>	<b>2412</b>	<b>4.9</b>	<b>26</b>	<b>77</b>

Passing	Att.	Comp	Pct.	INT	Yards	TD
Anthony Scelfo	205	111	.541	7	1396	6
Scott Elliott	88	42	.477	5	507	2
<b>TOTALS</b>	<b>360</b>	<b>184</b>	<b>.511</b>	<b>12</b>	<b>2339</b>	<b>10</b>

Receiving	Rec	Yds.	Avg.	TD	Long
Jeremy Williams	46	773	16.8	5	67
Matt Forte'	32	282	8.8	0	28
Brian King	30	446	14.9	2	47
<b>TOTALS</b>	<b>184</b>	<b>2339</b>	<b>12.7</b>	<b>10</b>	<b>67</b>

Field Goals	Made-Att.	Pct.	Long
Ross Thevenot	13-18	.722	48
<b>TOTALS</b>	<b>13-18</b>	<b>.722</b>	<b>48</b>

Punting	No.	Yards	Avg.	Long
Ross Thevenot	44	1713	38.9	55
Darren deRochemont	30	1162	38.7	9
<b>TOTALS</b>	<b>75</b>	<b>2875</b>	<b>38.3</b>	<b>18</b>

Tackles	Solos	Ast	Total
Evan Lee	48	51	99
Joe Goosby	59	32	91
Josh Lumar	53	20	73
David Skehan	39	27	66
Chinonso Echebelem	38	23	61
<b>TOTALS</b>	<b>551</b>	<b>314</b>	<b>865</b>

Interceptions	No.	Yds.	Avg.	TD
David Skehan	4	9	2.2	0
Josh Lumar	2	6	3.0	0
<b>TOTALS</b>	<b>8</b>	<b>23</b>	<b>2.9</b>	<b>0</b>

### 2007 TEAM STATISTICS

Category	Tulane	Opponents
First Downs	293	375
Rushes-Yards	489-2412	409-1591
Rushing Yards/Game	201.0	132.6
Passes Att./Comp./Int.	360-184-12	431-280-8
Completion Pct.	.511	.649
Passing Yards	2339	3452
Passing Yards/Game	194.9	287.7
Total Off. Plays/Yds	849-4751	840-5043
Total Offense/Game	395.9	420.2
Punts-Average	75-38.3	57-40.4
Punt Returns-Avg.	18-4.4	35-8.2
Kickoff Returns-Avg.	62-17.8	49-22.5
Interceptions-Yards	8-23	12-157
Fumbles-Lost	20-10	24-11
Penalties-Yards	72-623	85-698
3rd Down Conversions	77-191	73-170
3rd Down Conversion Percentage	.403	.429
4th Down Conversions	9-14	9-16
4th Down Conversion Percentage	.643	.563
Sacks By-Yards	28-203	19-122
Avg. Time of Possession	30:05	29:55



## TULANE GREEN WAVE

### SPRING ROSTER

NO.	NAME	POS.	HT.	WT.	YR.	EXP.	HOMETOWN/HS, JC or COLLEGE
95	Justin Adams	DT	5-11	255	So.	1L	Missouri City, Texas/Marshall
5	Andre Agers	RB	5-9	180	Fr.	RS	Dallas, Texas/Ardmore (Okla.)
32	André Anderson	RB	6-0	207	Jr.	2L	Stone Mountain, Ga./Stephenson
57	Ian Assell	OL	6-1	290	Fr.	TR	New York, N.Y./GW Hewlett/Colorado
15	Michael Batiste	WR	6-3	190	Sr.	2L	Breaux Bridge, La./Breaux Bridge
36	Cody Blackwelder	FB	6-2	225	So.	1L	Ruston, La./Cedar Creek
96	Tony Bryant	DT	6-3	256	So.	1L	Atlanta, Ga./Grady
6	Travis Burks	LB	6-0	206	Jr.	2L	Ellenwood, Ga./Union Grove
30	Stephen Capone	FB	6-0	200	Fr.	HS	Indian Trail, N.C./Sun Valley
37	Logan CoBell	LB	5-10	220	Fr.	RS	Cheseapeake, Va./Great Bridge
91	Brooks Cunningham	DE	6-2	230	Fr.	RS	Norcross, Ga./Norcross
23	Dominique Dade	CB	5-9	190	Fr.	RS	Monroe, La./Neville
86	Chandler Davis	WR	6-2	172	Fr.	RS	Gulf Shores, Ala./Gulf Shores
13	Phillip Davis	CB	5-10	160	So.	1L	Suwanee, Ga./Peachtree Ridge
40	Darren deRochemont	K/P	5-8	185	So.	1L	Riverview, Fla./Armwood
10	James Dillard	LB	6-1	230	Sr.	3L	Pembroke Pines, Fla./Monsignor Pace
3	Chris Dunn	WR	6-2	213	Jr.	2L	Arlington, Texas/Sam Houston
89	Antoine Duplessis	TE	6-3	265	Fr.	1L	Violet, La./Holy Cross
24	Chinonso Echebelem	S	6-1	208	Jr.	2L	Duncanville, Texas/Duncanville
81	Taylor Echols	WR	6-2	175	Fr.	RS	League City, Texas/Clear Creek
4	Scott Elliott	QB	6-2	219	Sr.	3L	Bay City, Texas/Bay City
44	Jordan Ellis	LB	6-1	223	Sr.	3L	Pass Christian, Miss. St. Stanislaus
85	Charles Gaspard	WR	6-1	175	Fr.	RS	New Orleans, La./Westlake (Ga.)
69	Craig Gelhardt	DS	6-3	250	Sr.	3L	Tallahassee, Fla. Lincoln
1	Matt Harding	CB	5-10	180	Jr.	2L	South Garland, Texas/South Garland
21	Charles Harris	CB	6-2	175	Sr.	1L	Irving, Texas/MacArthur
88	Tyler Helm	TE	6-4	238	So.	1L	Covington, La./St. Paul's School
58	Pete Hendrickson	T	6-7	285	So.	1L	Tampa, Fla./Jesuit
64	Andrew Higgins	T	6-3	285	Fr.	RS	Duluth, Ga./Duluth
31	Devin Holland	S	6-0	196	So.	1L	Baton Rouge, La./Istrouma
93	Logan Kelley	DE	6-2	245	Jr.	2L	Houston, Texas/Cypress Creek
7	Joe Kemp	QB	6-4	220	Fr.	RS	North Richland Hills, Texas/Richland Hills
80	Justin Kessler	TE	6-4	260	Sr.	3L	Alvarado, Texas/Alvarado
83	Brian King	WR	6-1	185	Sr.	3L	Slidell, La./Slidell
55	David Kirksey	LB	6-1	225	Jr.	2L	Mobile, Ala./Davidson
73	Duke Krause	T	6-6	335	Fr.	RS	Harahan, La./Holy Cross
77	Troy Kropog	T	6-6	290	Sr.	3L	Metairie, La./Rummel
90	Adam Kwentua	DE	6-3	249	Jr.	2L	Baton Rouge, La./University
76	John Landa	G	6-3	325	Jr.	2L	Houston, Texas/Cypress Falls
78	Nick Landry	T	6-7	295	Jr.	2L	Beaumont, Texas/Westbrook
63	Kevin Leary	C	6-2	300	So.	SQ	West Chester, Pa./Valley Forge Mil. Prep
34	Evan Lee	LB	6-1	230	Sr.	3L	Miami, Fla./Palmetto
12	Josh Lumar	CB	5-10	176	Sr.	3L	Edgard, La./West St. John
22	J.T. McDonald	RB	5-9	222	Fr.	RS	Flower Mound, Texas/Flower Mound
49	Jeremy McKinney	FB	6-0	235	Jr.	2L	Houston, Texas/Clear Lake
53	James McMurchy	LB	6-1	226	Jr.	2L	Houston, Texas/Clear Lake
87	Alan Mitchell	WR	6-3	160	So.	SQ	Atlanta, Ga./Cedar Grove
2	Kevin Moore	QB	6-4	232	So.	1L	Highland Village, Texas/Flower Mound Marcus
68	Andrew Nierman	G	6-1	300	So.	1L	Harvey, La./John Curtis
70	Travis Olexa	T	6-4	286	Jr.	2L	Houston, Texas/St. Thomas
65	Michael Parenton	G	6-2	292	Sr.	3L	Thibodaux, La./E.D. White
46	Adam Podet	LB	5-10	212	Fr.	RS	Houston, Texas/Westside
62	Oscar Ponce de Leon	G	6-3	311	So.	1L	River Ridge, La./John Curtis Christian
66	Joey Ray	C	6-3	317	Fr.	RS	Spring, Texas/St. Thomas



**TULANE GREEN WAVE**

NO.	NAME	POS.	HT.	WT.	YR.	EXP.	HOMETOWN/HS, JC or COLLEGE
75	Tyler Rice	C	6-5	296	Jr.	1L	Bradenton, Fla./Lakewood Ranch
19	Casey Robottom	WR	5-11	183	So.	1L	LaPlace, La./St. Charles Catholic
9	Anthony Scelfo	QB	5-10	189	Jr.	2L	New Orleans, La./Jesuit
92	Reggie Scott	DE	6-3	255	Sr.	2L	Charlotte, N.C./Harding University
97	Julian Shives-Sams	DT	6-3	280	Sr.	2L	Slidell, La./Northshore
45	Lamont Simmons	LB	6-2	203	Fr	RS	New Orleans, La./O.P. Walker
33	David Skehan	LB	6-0	205	Sr.	3L	Bronx, N.Y./Fordham Prep
48	Josh Smith	DT	6-2	255	Fr.	RS	Thomaston, Ga./Upson-Lee
38	Cory Sonnier	S	5-10	195	Jr.	2L	Friendswood, Texas/Clear Brook
41	Cody Sparks	LB	6-4	235	Jr.	2L	Bridge City, Texas/Bridge City
35	Jordan Stephany	FB	6-0	240	So.	1L	Luling, La./Hahnville
47	Ross Thevenot	K/P	6-0	180	Jr.	2L	Lake Charles, La./Saint Louis Catholic
59	Dhamari Thomas	G	6-2	300	Fr.	RS	Houston, Texas/Galena Park
16	Drew Villar	P/K	6-0	180	Fr.	HS	Gonzales, La./East Ascension
8	Alex Wacha	S	6-0	183	So.	1L	Sugar Land, Texas/Clements
20	Jeremy Williams	WR	6-1	203	Jr.	2L	Baytown, Texas/Sterling
98	Cedric Wilson	DT	6-2	260	Fr.	RS	Sugar Land, Texas/Clements
52	Troy Wilson	DE	6-2	240	Jr.	2L	Gloucester, Va./Fork Union Mil. Acad.



**2008 SPRING SIGNEES**

NAME	POS.	HT.	WT.	YR.	HOMETOWN/HS, JC or COLLEGE
David Allen	LB	6-2	200	Fr.	South Pasadena, Calif./South Pasadena
Emmanuel Aluko	DL	6-3	280	Fr.	Houston, Texas/Alief Elsie
Chris Asumnu	DL	6-1	271	Fr.	Houston, Texas/Alief Elsie
Nathan Austin	RB	6-1	206	Fr.	Lake Charles, La./Barbe
Rich Bell	DL	6-1	270	Fr.	Menden, Mass./Salisbury School
Casey Blum	DL	6-3	245	Fr.	Moorpark, Calif./Moorpark
Darryl Farley	LB	5-11	228	Fr.	Atlanta, Ga./Grady
Ryan Griffin	QB	6-4	211	Fr.	Westlake Village, Calif./Chaminade College Prep
Ian Harson	DB	5-11	175	Fr.	Iowa, La./Iowa
Harris Howard	OL	6-4	288	Fr.	Alpharetta, Ga./Blessed Trinity Catholic
Eric Jones	OL	6-6	290	Fr.	Hoover, Ala./Spain Park
Alex Lauricella	DB	6-0	180	Fr.	River Ridge, La./John Curtis Christian
Sule Osagiede	LB	6-0	190	Fr.	Houston, Texas/Lamar Consolidated
D.J. Ponder	QB	6-2	185	Fr.	Baton Rouge, La./Catholic
Kristofar Rhymes	DB	6-0	200	Fr.	Houston, Texas/Thurgood Marshall
Kasey Stelly	FB	6-1	231	Fr.	Lafayette, La./St. Thomas More
Kadeem Taylor	DL	6-4	235	Fr.	Monroe, La./Carroll
Rafael Vazquez	OL	6-5	321	Fr.	Orlando, Fla./Edgewater
Troy Wainwright	TE	6-3	230	Fr.	Lake Charles, La./Barbe
Albert Williams	RB	5-11	190	Fr.	Beaumont, Texas/West Brook



## TULSA GOLDEN HURRICANE

Location:	Tulsa, Okla.
Founded:	1894
Enrollment:	4,100
Nickname:	Golden Hurricane
Colors:	Old Gold, Royal Blue, Crimson
Stadium:	H.A. Chapman Stadium (30,000)
President:	Dr. Steadman Upham
Faculty Athletics Representative:	Chris Anderson
Athletic Director:	Lawrence (Bubba) Cunningham
Senior Woman Administrator:	Crista Troester
Basic Offense:	Spread No-Huddle
Basic Defense:	3-4

### FOOTBALL STAFF

Head Coach: Todd Graham  
Alma Mater: East Central '88  
Record at Tulsa: 10-4 (.714) 1 Season  
Career Record: 17-10 (.630) 2 Seasons

Associate Head Coach/Defensive Coordinator/Defensive Line  
Paul Randolph (Tennessee-Martin '90)

Assistant Head Coach/Co-Offensive Coordinator/Quarterbacks  
Gus Malzahn (Henderson State '90)

Co-Offensive Coordinator/Offensive Line/Dir. of Recruiting  
Herb Hand (Hamilton '90)

Co-Defensive Coordinator/Secondary  
Keith Patterson (East Central '86)

Special Teams Coordinator  
Bill Blankenship (Northeastern State '79)

Running Backs  
Bo Graham (Tulsa '06)

Tight Ends  
Dean Jackson (Wichita State '81)

Outside Linebackers/Recruiting Coordinator  
Brent Graham (Tarleton State '01)

Linebackers  
Galen Scott (Illinois State '01)

Graduate Asst./Receivers  
Mike Norvell (Central Arkansas '05)

Director of Football Operations  
Joe Walker (Texas '02)

Football Office Phone: 918/631-2393 Fax: 918/631-2127

### SPORTS INFORMATION

Director/Football SID: Don Tomkalski  
Office Phone: 918/631-3200  
Cell Phone: 918/640-0683  
Fax: 918/631-3913  
E-Mail: donald-tomkalski@utulsa.edu  
Website: www.TulsaHurricane.com  
Press Box Phone: 918/631-2492

### 2008 SCHEDULE

<b>Aug. 30</b>	<b>at UAB</b>
Sept. 6	at North Texas
Sept. 20	NEW MEXICO
Sept. 27	CENTRAL ARKANSAS
<b>Oct. 4</b>	<b>RICE (CBS College Sports)</b>
<b>Oct. 11</b>	<b>at SMU</b>
<b>Oct. 18</b>	<b>UTEP (CBS College Sports)</b>
<b>Oct. 26 (Sun.)</b>	<b>UCF (ESPN)</b>
Nov. 1	at Arkansas
<b>Nov. 15</b>	<b>at Houston</b>
<b>Nov. 22</b>	<b>TULANE</b>
<b>Nov. 29</b>	<b>at Marshall</b>

Conference games in **bold italics**.  
Home Games in ALL CAPS

### 2007 RESULTS

A30	at Louisiana-Monroe	W	35-17	1-0
S15	BYU	W	55-47	2-0
S21	(4) OKLAHOMA	L	21-62	2-1
<b>S29</b>	<b>UAB</b>	<b>W</b>	<b>38-30</b>	<b>3-1</b>
<b>O6</b>	<b>at UTEP</b>	<b>L</b>	<b>47-48</b>	<b>3-2</b>
<b>O13</b>	<b>MARSHALL</b>	<b>W</b>	<b>38-31</b>	<b>4-2</b>
<b>O20</b>	<b>at UCF</b>	<b>L</b>	<b>23-44</b>	<b>4-3</b>
<b>O27</b>	<b>SMU</b>	<b>W</b>	<b>29-23</b>	<b>5-3</b>
<b>N3</b>	<b>at Tulane</b>	<b>W</b>	<b>49-25</b>	<b>6-3</b>
<b>N10</b>	<b>HOUSTON</b>	<b>W</b>	<b>56-7</b>	<b>7-3</b>
N17	at Army	W	49-39	8-3
<b>N24</b>	<b>at Rice</b>	<b>W</b>	<b>48-43</b>	<b>9-3</b>
<b>D1</b>	<b>at UCF</b>	<b>L</b>	<b>25-44</b>	<b>9-4</b>
	<b>(C-USA Championship)</b>			
J6	Bowling Green (GMAC Bowl)	W	63-7	10-4

### NOTING THE GOLDEN HURRICANE

- Tulsa returns nine offensive starters that led the nation in total offense with an average of 543.9 yards per game.
- Tulsa became the first school in NCAA history to have one 5,000-yard passer, three 1,000-yard receivers and one 1,000-yard rusher. All three receivers (**Trae Johnson**, **Brennan Marion**, **Charles Clay**) and the rusher (**Tarrion Adams**) return this season for Tulsa. The trio of receivers -- all returning for 2008 -- with 1,000+ yards marked only the third time in NCAA history that a team had three 1,000+ receivers in the same season.
- Sophomores **Trae Johnson** and **Charles Clay** became the first freshmen in school history to surpass 1,000 career receiving yards last season.
- Tulsa has made a bowl appearance in four of the last five years, and last year's appearance in the GMAC Bowl made it three consecutive bowl game appearances.
- **Courtney Tennial** received a sixth-year of eligibility after suffering a foot injury in the preseason. In 2006, he had 16 touchdowns (14 rushing, 2 receiving), which is the second-most touchdowns for a single-season in school history.
- Tulsa posted 10 wins last year for just the sixth time in school history.
- Tulsa returns WR **Brennan Marion**, the C-USA Newcomer of the Year, who broke a 30-year NCAA record for highest average gain per reception in 2007. He averaged 31.9 yards per catch last year.



## TULSA GOLDEN HURRICANE

### 2008 PRESEASON DEPTH CHART

*Returning starters in bold*

#### Lettermen

Returning/Lost: 40/13

#### Starters

Offensive Returning/Lost: 9/2

Defensive Returning/Lost: 5/6

Special Teams Returning/Lost: 1/3

#### Offense

WR	Trae Johnson, Jesse Meyer, Andrew Norman, Tyler Pistoia
LT	Tyler Holmes, Brandon Thomas, Wilson Holloway
LG	<b>Curt Puckett</b> , Aaron Ringle
C	<b>Jody Whaley</b> , Nick Gates
RG	<b>Justin Morsey</b> , Shawn Santos, Ronnie DeWitt
RT	<b>Rodrick Thomas</b> , Travis Wike
QB	David Johnson, Clark Harrell, Jacob Bower
RB	<b>Tarrion Adams</b> , <b>Jamad Williams</b> , Charles Opeseyitan, Aaron Johnson
FB	<b>Charles Clay</b> , Courtney Tennial, Jacob Frank, Victor Pongonis
WR	<b>Dion Toliver</b> , AJ Whitmore, Tyler Gleghorn
WR	<b>Brennan Marion</b> , Slick Shelley, Chris Ford, Corey Heinz, Jake Borgsmiller, Richard Young
TE	Jake Collums, Logan Cawyer, Mike Sullivan, Phillip Dokes

#### Defense

RE	Odrick Ray, Tyler Scarbrough, Popsie Floyd, Kyle Young, Cedric Godfrey
NG	Terrel Nemons, Wilson Garrison, Wayne Thompson, Ramarcus Dickerson, Skyler Taylor
LE	<b>Moton Hopkins</b> , Rasha Robinson, Jon Bell, Jeph McAlester, Eliot Allen
SLB	<b>George Clinkscale</b> , Kaipo Sarkissian
MLB	Mike Bryan, Kenny R. Sims, Michael Britton
WLB	Tanner Antle, Curnelius Arnick, Bo Abbott
BAN	<b>Roy Roberts</b> , Ty Page, Jonathan Penelton, Anthony Smith
SPUR	Ade' Manga, Donald Gobert, James Lockett
FS	<b>Charles Davis</b> , Genesis Cole, Josh Burriss
CB	Jon Destin, Nick Henderson
CB	<b>Kenny D. Sims</b> , Josh Walker, Drew Cuffee, Ried Singleton

#### Specialists

K	<b>Jarod Tracy</b> , Matt Hulse
P	Michael Such, Paul Jurado
KR	TBA
PR	TBA

#### Key Losses

QB	Paul Smith
OT	Walter Boyd
LB	Chris Chamberlain
LB	Nelson Coleman
LB	Alain Karatepeyan
DB	Steve Craver
DB	Anthony Germany
NG	Brandon Jones

### 2007 STATISTICAL LEADERS

Rushing	Att.	Yds.	Avg.	TD	Long
Tarrion Adams	219	1225	5.6	8	51
Jamad Williams	106	458	4.3	2	21
<b>TOTALS</b>	<b>562</b>	<b>2421</b>	<b>4.3</b>	<b>28</b>	<b>70</b>
Passing	Att.	Comp	Pct.	INT	Yards TD
Paul Smith	544	327	.601	19	5065 47
<b>TOTALS</b>	<b>564</b>	<b>336</b>	<b>.596</b>	<b>19</b>	<b>5194 49</b>
Receiving	Rec	Yds.	Avg.	TD	Long
Trae Johnson	70	1088	15.5	13	51
Charles Clay	69	1024	14.8	7	53
Brennan Marion	39	1244	31.9	11	75
Jesse Meyer	39	585	15.0	2	35
<b>TOTALS</b>	<b>336</b>	<b>5194</b>	<b>15.5</b>	<b>49</b>	<b>75</b>
Field Goals	Made-Att.	Pct.	Long		
Jarod Tracy	7-12		583	45	
<b>TOTALS</b>	<b>7-12</b>		<b>583</b>	<b>45</b>	
Punting	No.	Yards	Avg.	Long	
Michael Such	43	1675	39.0	8	50
Paul Smith	16	629	39.3	10	57
<b>TOTALS</b>	<b>61</b>	<b>2386</b>	<b>39.1</b>	<b>18</b>	<b>57</b>
Tackles	Solos	Ast	Total		
Chris Chamberlain	101	64	165		
Nelson Coleman	69	70	139		
Alain Karatepeyan	72	42	114		
Steve Craver	53	34	87		
Charles Davis	54	19	73		
<b>TOTALS</b>	<b>671</b>	<b>429</b>	<b>1100</b>		
Interceptions	No.	Yds.	Avg.	TD	
Chris Chamberlain	3	10	3.3	0	
Roy Roberts	3	69	23.0	1	
<b>TOTALS</b>	<b>11</b>	<b>106</b>	<b>9.6</b>	<b>1</b>	

### 2007 Team Statistics

Category	Tulsa	Opponents
First Downs	576	467
Rushes-Yards	562-2421	586-2593
Rushing Yards/Game	172.9	185.2
Passes Att./Comp./Int.	564-336-19	486-292-11
Completion Pct.	.596	.601
Passing Yards	5194	3733
Passing Yards/Game	371.0	266.6
Total Off. Plays/Yds	1126-7615	1072-6326
Total Offense/Game	543.9	451.9
Punts-Average	61-39.1	67-39.0
Punt Returns-Avg.	14-8.8	24-12.2
Kickoff Returns-Avg.	69-20.4	87-19.2
Interceptions-Yards	11-106	19-269
Fumbles-Lost	23-11	23-13
Penalties-Yards	86-787	94-862
3rd Down Conversions	99-205	82-211
3rd Down Conversion Percentage	.483	.389
4th Down Conversions	10-23	14-32
4th Down Conversion Percentage	.435	.438
Sacks By-Yards	30-186	31-220
Avg. Time of Possession	28:47	31:13



### TULSA GOLDEN HURRICANE

#### SPRING ROSTER

NO.	NAME	POS.	HT.	WT.	YR.	EXP.	HOMETOWN/HS, JC or COLLEGE
41	Bo Abbott	LB	5-10	196	Fr.	RS	Liberal, Kan./Liberal
25	Tarrison Adams	RB	6-1	200	Sr.	3L	Moore, Okla./Moore
92	Eliot Allen	DE	6-2	230	Jr.	RS	Allen, Texas/Trinity Valley CC
40	Tanner Antle	LB	6-4	211	So.	1L	Foyil, Okla./Foyil
34	Curnelius Arnick	LB	6-1	221	Fr.	RS	Dallas, Texas/Carter
97	Jon Bell	DE	6-2	274	So.	1L	Shreveport, La./Evangel Christian
87	Jake Borgsmiller	WR	6-3	202	So.	RS	Tulsa, Okla./Union/NEO A&M
12	Jacob Bower	QB	6-3	233	So.	JC	Meridian, Idaho/Bakersfield, CC
54	Michael Britton	LB	5-10	240	Fr.	RS	Bedford, Texas/Nolan Catholic
43	Mike Bryan	LB	6-3	216	Jr.	2L	Coweta, Okla./Coweta
19	Josh Burris	DB	5-10	190	Jr.	1L	Garland, Texas/South Garland
41	Logan Cawyer	TE	6-4	254	So.	1L	Commerce, Okla./Commerce
9	Charles Clay	FB	6-3	222	So.	1L	Little Rock, Ark./Central
8	George Clinkscale	DE	6-0	251	Jr.	2L	Cedar Hill, Texas/Cedar Hill
11	Genesis Cole	DB	6-1	184	Fr.	RS	Little Rock, Ark./Central
86	Jake Collums	TE	6-4	244	Jr.	2L	Enid, Okla./Enid
28	Drew Cuffee	DB	5-8	179	So.	SQ	Arlington, Texas/Arlington Martin
24	Charles Davis	DB	5-9	170	Jr.	2L	Fort Worth, Texas/North Crowley
18	John Destin	DB	6-0	187	Jr.	1L	Belle Glade, Fla./Rock Valley CC
68	Ronnie DeWitt	OG	6-6	277	So.	SQ	Lake Travis, Texas/Lake Austin
95	Ramarcus Dickerson	NG	6-2	278	Fr.	GS	Douglassville, Texas/Atlanta
85	Phillip Dokes	TE	6-6	220	Fr.	GS	Little Rock, Ark./North Little Rock
39	Popsie Floyd	DE	6-1	250	Jr.	SQ	Tulsa, Okla./East Central
89	Chris Ford	WR	6-2	190	Fr.	RS	Fort Worth, Texas/North Crowley
82	Jacob Frank	FB	6-2	234	Jr.	1L	Houston, Texas/Klein Collins
96	Wilson Garrison	NG	6-3	276	Jr.	1L	Hinton, Okla./Hinton/NEO A&M
60	Nick Gates	C	6-2	270	So.	SQ	Tulsa, Okla./Holland Hall
82	Taylor Gleghorn	WR	6-0	195	Fr.	RS	Rogers, Ark./Rogers
26	Donald Gobert	DB	6-3	192	So.	SQ	Crockett, Texas/Crockett
52	Cedric Godfrey	DE	6-2	261	Jr.	SQ	Cedar Hill, Texas/Cedar Hill
6	Clark Harrell	QB	6-4	197	So.	SQ	Ennis, Texas/Ennis
80	Corey Heinz	WR	5-11	164	Jr.	SQ	Lone Tree, Colo./Highlands Ranch
16	Nick Henderson	DB	6-0	179	Sr.	2L	Kansas City, Kan./Sumner Academy/Coffeyville JC
71	Wilson Holloway	OT	6-6	255	Fr.	RS	Edmond, Okla./Oklahoma Christian
78	Tyler Holmes	OT	6-4	305	Fr.	RS	Ottawa, Ontario, Canada/Merivale
93	Moton Hopkins	DE	6-3	270	Sr.	3L	Converse, Texas/Randolph
26	Matt Hulse	PK	5-11	192	Fr.	RS	Tulsa, Okla./Jenks
22	Aaron Johnson	RB	5-9	205	Sr.	SQ	Tulsa, Okla./Victory Christian
5	David Johnson	QB	6-3	217	Sr.	2L	Portland, Ore./Southridge
83	Trae Johnson	WR	5-11	170	So.	1L	Grand Prairie, Texas/South Grand Prairie
48	Paul Jurado	P	6-1	206	Sr.	2L	Chino, Calif./Citrus College
37	James Lockett	DB	5-11	200	Jr.	SQ	Arlington, Texas/Mansfield Summit
49	Jeph McAlester	DE	6-3	235	Sr.	SQ	Tulsa, Okla./BT Washington/NEO A&M
42	Ade' Manga	DB	6-2	210	Jr.	JC	Winfield, Kan./Coffeyville JC
4	Brennan Marion	WR	6-1	185	Sr.	1L	Greensburg, Pa./Greensburg-Salem/DeAnza JC
84	Jesse Meyer	WR	6-4	200	Jr.	2L	Jenks, Okla./Jenks
53	Justin Morsey	OG	6-2	296	Sr.	2L	Sapulpa, Okla./Sapulpa/NEO A&M
99	Terrel Nemons	NG	6-3	337	Sr.	3L	Cedar Hill, Texas/Cedar Hill
88	Andrew Norman	WR	6-1	195	So.	TR	Springdale, Ark./Springdale/U. of Arkansas
37	Charles Opeseyitan	RB	5-10	199	Fr.	RS	Allen, Texas/Allen
46	Ty Page	DB	6-2	226	Sr.	3L	Lufkin, Texas/Adamson
38	Jonathan Penelton	DB	6-1	205	Sr.	1L	Dallas, Texas/Skyline
39	Tyler Pistoia	WR	6-0	194	So.	SQ	Long Beach, Calif./Wilson Classical
43	Victor Pongonis	FB	5-8	199	So.	SQ	Springdale, Ark./Springdale/U. of Arkansas
76	Curt Puckett	OG	6-4	308	Jr.	1L	Coweta, Okla./Coweta
80	Odrick Ray	DE	6-3	241	So.	SQ	Athens, Texas/Athens
62	Aaron Ringle	OG	6-4	250	Fr.	RS	Sand Springs, Okla./Charles Page
10	Roy Roberts	DB	5-11	205	Sr.	3L	Ardmore, Okla./Ardmore
55	Rashad Robinson	DE	6-1	230	Fr.	RS	McKinney, Texas/North
74	Shawn Santos	OG	6-3	304	So.	RS	Fort Worth, Texas/Fossil Ridge/Trinity Valley CC
32	Kaipo Sarkissian	LB	6-1	230	Jr.	JC	Kamehameha, Hawaii/EI Camino JC
59	Tyler Scarbrough	DE	6-3	268	So.	1L	Stillwater, Okla./Stillwater



## TULSA GOLDEN HURRICANE

NO.	NAME	POS.	HT.	WT.	YR.	EXP.	HOMETOWN/HS, JC or COLLEGE
88	Slick Shelley	WR	6-4	195	Jr.	TR	Fort Smith, Ark./Southside/Tennessee
27	Kenny D. Sims	DB	5-11	201	Jr.	2L	St. Louis, Mo./Hazelwood Central
33	Kenny R. Sims	LB	6-0	220	So.	1L	Arlington, Texas/Seguin
5	Reid Singleton	DB	5-10	170	Fr.	RS	Fort Worth, Texas/North Crowley
25	Anthony Smith	DB	5-9	191	So.	SQ	Houston, Texas/ Clear Brook
35	Michael Such	P	6-2	205	So.	1L	Allen, Texas/Allen/Nebraska Univ.
46	Mike Sullivan	TE	6-3	237	Jr.	SQ	Highlands Ranch, Colo./Highlands Ranch
98	Skyler Taylor	NG	6-0	278	Jr.	SQ	Tulsa, Okla./Booker T. Washington
20	Courtney Tennial	RB	5-10	238	Sr.	1L	Glenpool, Okla./Glenpool
75	Brandon Thomas	OT	6-5	270	Fr.	RS	Macedonia, Ohio/Nordonia
70	Rodrick Thomas	OT	6-5	355	Sr.	2L	Oklahoma City, Okla./Northeast
94	Wayne Thompson	NG	6-0	297	Fr.	GS	Cedar Hill, Texas/Cedar Hill
15	Dion Toliver	WR	5-11	170	Sr.	1L	Riverside, Calif./Poly/Riverside JC
29	Jarod Tracy	PK	6-0	165	Sr.	3L	Aledo, Texas/Aledo
30	Josh Walker	DB	5-10	185	Jr.	TR	Spiro, Okla./Missouri Southern State
51	John Warren	DS	6-0	215	Sr.	2L	Phoenix, Ariz./North Canyon/Glendale JC
65	Jody Whaley	C	6-4	311	Jr.	2L	Comanche, Okla./Comanche
2	A.J. Whitmore	WR	5-9	174	So.	1L	Nashville, Ark./Nashville
61	Travis Wike	OG	6-4	305	Jr.	1L	Wichita, Kan./Collegiate
23	Jamad Williams	RB	5-9	198	So.	1L	Midwest City, Okla./Midwest City
97	Kyle Young	DE	6-6	233	Jr.	SQ	Turpin, Okla./Turpin
89	Richard Young	WR	5-11	166	So.	SQ	Springfield, Mo./Central



### 2008 SPRING SIGNEES

NAME	POS.	HT.	WT.	YR.	HOMETOWN/HS, JC or COLLEGE
Chris Adkins	RB	5-8	187	Fr.	Tulsa, Okla./Jenks
Clint Anderson	OL	6-2	253	Fr.	Allen, Texas/Allen
*Jacob Bower	QB	6-3	233	So.	Meridian, Idaho/Bakersfield CC
DeAndre Brown	DB	5-11	180	Fr.	Arlington, Texas/Seguin
Bryan Burnham	DB	6-2	185	Fr.	Moorestown, N.J./Moorestown
Willie Carter	RB	6-2	200	Fr.	Crockett, Texas/Crockett
Alan Dock	LB	5-10	210	Fr.	Giddings, Texas/Giddings
Cory Dorris	OL	6-4	241	Fr.	Jenks, Okla./Jenks
Kevin Fitzpatrick	PK	6-2	175	Fr.	Jensen Beach, Fla./Jensen Beach
John Flanders	CB	5-10	163	Fr.	Midwest City, Okla./Midwest City
Jared Grigg	OL	6-4	258	Fr.	Hindsville, Ark./Har-Ber
Tevita Halaholo	OL	6-3	330	Jr.	San Mateo, Calif./San Mateo CC
Derrick Jackson	DL	6-2	285	Fr.	Del City, Okla./Del City
Damaris Johnson	WR	5-8	170	Fr.	Norco, La./Destrehan
Cody Lambert	DB	6-0	168	Fr.	Warren, Ark./Warren
*Ade' Manga	DB	6-2	220	Jr.	Winfield, Kan./Coffeyville JC
Brian Moore	LB	6-0	184	Fr.	Spring, Texas/Klein
Gabe Moyer	OL	6-2	325	Fr.	Oklahoma City, Okla./Bishop McGuinness
Loren Powers	LB	6-3	211	Fr.	Ventura, Calif./St. Bonaventure
*Kaipo Sarkissian	LB	6-1	235	Jr.	Kamehameha, Hawaii/El Camino JC
Bobby Smith	CB	5-10	172	Fr.	Putnam City, Okla./Putnam City
Zach Wallace	LB	6-1	223	Fr.	Muskogee, Okla./Hilldale
Maurice White	DL	6-6	240	Fr.	Midwest City, Okla./Midwest City
Trent Wilkins	DB	5-11	191	Fr.	Duncan, Okla./Duncan
Dee Williams	WR	6-2	208	Jr.	Ashdown, Ark./Butler CC

\* denotes midyear signees

#### Accepted Offer Walk-on

Matt Best	OL	6-0	255	Fr.	Montgomery, Texas/Montgomery
-----------	----	-----	-----	-----	------------------------------



## UAB BLAZERS

Location:	Birmingham, Ala.
Founded:	1969
Enrollment:	16,697
Nickname:	Blazers
Colors:	Forest Green and Old Gold
Stadium:	Legion Field (72,000)
President:	Dr. Carol Z. Garrison
Faculty Athletics Representative:	Dr. Johnny Scott
Athletic Director:	Brian Mackin
Senior Woman Administrator:	Rosalind Ervin
Basic Offense:	Multiple
Basic Defense:	4-3

### FOOTBALL STAFF

Head Coach: Neil Callaway (Alabama '78)  
Alma Mater: Alabama '78  
Record at UAB: 2-10 (.200) 1 Season  
Career Record: 2-10 (.200) 1 Season

#### Offensive Coordinator/Tight Ends

Kim Helton (Florida '70)

#### Defensive Coordinator/Safeties

Eric Schumann (Alabama '77)

#### Cornerbacks

Corey Barlow (Auburn '92)

#### Wide Receivers

Tim Bowens (Alabama '99)

#### Defensive Line

Lorenzo Costantini (UTEP '90)

#### Running Backs

Steve Davenport (Georgia Tech '88)

#### Offensive Line

Will Friend (Alabama '98)

#### Quarterbacks/Recruiting Coordinator

Tyson Helton (Houston '99)

#### Linebackers

Tyson Summers (Presbyterian '02)

#### Director of Football Operations

Ervin Lewis (Auburn '97)

Football Office Phone: 205/934-7586 Fax: 205/975-9865

### SPORTS INFORMATION

Associate A.D./Football SID:	Norm Reilly
Office Phone:	205/934-0722
Cell Phone:	205/936-1793
Fax:	205/934-7505
E-Mail:	nreilly@uab.edu
Website:	www.UABsports.com
Press Box Phone:	205/326-3814

### 2008 SCHEDULE

<b>Aug. 30</b>	<b>TULSA</b>
Sept. 6	at Florida Atlantic
Sept. 13	at Tennessee
Sept. 20	ALABAMA STATE
Sept. 27	at South Carolina
<b>Oct. 2 (Thu.)</b>	<b>MEMPHIS (CBS College Sports)</b>
<b>Oct. 9</b>	<b>at Houston (CBS College Sports)</b>
<b>Oct. 18</b>	<b>MARSHALL</b>
<b>Nov. 1</b>	<b>at Southern Miss</b>
<b>Nov. 15</b>	<b>at Tulane</b>
<b>Nov. 22</b>	<b>EAST CAROLINA</b>
<b>Nov. 29</b>	<b>at UCF</b>

Conference games in **bold italics**.  
Home games in ALL CAPS

### 2007 RESULTS

S1	at Michigan State	L	18-55	0-1
S8	at Florida State	L	24-34	0-2
S15	ALCORN STATE	W	22-0	1-2
<b>S29</b>	<b>at Tulsa</b>	<b>L</b>	<b>30-38</b>	<b>1-3</b>
O6	at Mississippi State	L	13-30	1-4
<b>O13</b>	<b>TULANE</b>	<b>W</b>	<b>26-21</b>	<b>2-4</b>
<b>O20</b>	<b>HOUSTON</b>	<b>L</b>	<b>10-49</b>	<b>2-5</b>
<b>O27</b>	<b>at East Carolina</b>	<b>L</b>	<b>6-41</b>	<b>2-6</b>
<b>N3</b>	<b>SOUTHERN MISS</b>	<b>L</b>	<b>7-37</b>	<b>2-7</b>
<b>N10</b>	<b>UCF</b>	<b>L</b>	<b>31-45</b>	<b>2-8</b>
<b>N17</b>	<b>at Memphis</b>	<b>L</b>	<b>9-25</b>	<b>2-9</b>
<b>N24</b>	<b>at Marshall</b>	<b>L</b>	<b>39-46</b>	<b>2-10</b>

### NOTING THE BLAZERS

- Head coach **Neil Callaway** looked to rebuild UAB with a large number of new faces in his first season. The Blazers finished last season with 14 true freshmen that saw action, including 12 that were on the field beginning with the season opener.
- Senior S **Will Dunbar** was a first team All-Conference USA selection after leading the league in tackles per game (12.2), registering 122 stops, the third-highest total in school history.
- Senior PK **Swayze Waters** was a first team All-C-USA selection after finishing the season 22-of-28 on field goal attempts, setting a new UAB single-season record for field goals. Waters was a 2007 Lou Groza Award semifinalist. He also served as the Blazers punter, ranking fourth in C-USA with a 41.4 yards average of 69 kicks.
- Sophomore WR **Frantrell Forrest** finished the year with UAB two freshman records, catching 49 passes for 563 yards. His reception total represents the fifth-highest single-season number in UAB history.
- Senior **Joe Webb** saw action at quarterback and wide receiver throughout the 2007 season. He completed 56 percent of his passes for 679 yards and five touchdowns, while catching 30 passes for 459 yards and three TDs. UAB's young offensive line allowed just 16 sacks all season, the second-lowest total in the league.



## UAB BLAZERS

### 2008 PRESEASON DEPTH CHART

*Returning starters in bold*

#### Lettermen

Returning/Lost: 47/20

#### Starters

Offensive Returning/Lost: 8/5

Defensive Returning/Lost: 9/2

Special Teams Returning/Lost: 2/1

#### Offense

WR (Z) Mike Jones, Justin Johnson  
 LT **Matt McCants**, Daniel Seahorn  
 LG Joseph Waller, Greg Calhoun, \*Adam Hollifield  
 C **Jake Seitz**, Caleb Thomas  
 RG Logan Creel, Sean Dailey  
 RT **Terence Edge**, Willie Thompson  
 TE **Jeffrey Anderson**, Zach Lankford  
 QB **Joe Webb**, Anthony Speight  
 RB Dexter Barnett, Justin Brooks, Jae Fitzgerald  
 WR (X) **Mario Wright**, Sylvester Mencer  
 WR (H) **Frantrell Forrest**, **Rashaud Slaughter**

#### Defense

DE **Bryant Turner**, **Joe Happe**  
 DT **D.J. Reese**, Jerrickus Speights  
 NOSE **Tim Davis**, Adam Arth  
 DE Richard Carter, Kelvin Quarles  
 SLB **Joe Henderson**, Kyle Roget  
 MLB B.J. Steed, Terry Thomas  
 WLB **Mike Tashman**, Keon Harris  
 CB **Kevin Sanders**, Antoine Powers  
 SS **Matt Taylor**, Brock Ferguson  
 FS **Will Dunbar**, Justin Smart  
 CB Ugonna Amarikawa, Marquis Coleman, \*Brandon Carlisle

#### Specialists

PK Trey Ragland, \***Swayze Waters**  
 P Trey Ragland, \***Swayze Waters**  
 LS **Jeff Hamby**, Nick Haddad  
 PR **Rashad Slaughter**, **Kevin Sanders**  
 KR **Frantrell Forrest**, Reggie Jones

\* - Hollifield, Carlisle and Waters are all projected starters for the 2008 season; however, all three did not participate in spring practice due to rehab of injuries.

#### Key Losses

QB Sam Hunt  
 OL Adam Truitt  
 H-Back David Sigler

### 2007 STATISTICAL LEADERS

Rushing	Att.	Yds.	Avg.	TD	Long
Rashaud Slaughter	100	325	3.2	1	29
Joe Webb	67	288	4.3	1	23
Sam Hunt	68	287	4.2	2	57
<b>TOTALS</b>	<b>450</b>	<b>1502</b>	<b>3.3</b>	<b>16</b>	<b>43</b>

Passing	Att.	Comp	Pct.	INT	Yards	TD
Sam Hunt	331	155	468	14	1905	10
Joe Webb	117	65	556	1	679	5
<b>TOTALS</b>	<b>448</b>	<b>220</b>	<b>491</b>	<b>15</b>	<b>2584</b>	<b>15</b>

Receiving	Rec	Yds.	Avg.	TD	Long
Frantrell Forrest	49	563	11.5	5	68
Joe Webb	30	459	15.3	3	33
Mario Wright	27	272	10.1	4	28
<b>TOTALS</b>	<b>220</b>	<b>2584</b>	<b>11.7</b>	<b>15</b>	<b>68</b>

Field Goals	Made-Att.	Pct.	Long
Swayze Waters	22-28	.786	52
<b>TOTALS</b>	<b>22-28</b>	<b>.786</b>	<b>52</b>

Punting	No.	Yards	Avg.	In 20	Long
Swayze Waters	69	2859	41.4	22	61
<b>TOTALS</b>	<b>69</b>	<b>2859</b>	<b>41.4</b>	<b>22</b>	<b>61</b>

Tackles	Solos	Ast	Total
Will Dunbar	69	53	122
Joe Henderson	47	62	109
Matt Taylor	42	28	70
Mike Tashman	40	24	64
Zach Britten	39	18	57
<b>TOTALS</b>	<b>530</b>	<b>432</b>	<b>962</b>

Interceptions	No.	Yds.	Avg.	TD
Kevin Sanders	3	43	14.3	0
Joe Henderson	2	41	20.5	0
<b>TOTALS</b>	<b>10</b>	<b>147</b>	<b>14.7</b>	<b>1</b>

### 2007 TEAM STATISTICS

Category	UAB	Opponents
First Downs	235	421
Rushes-Yards	358-1323	540-3082
Rushing Yards/Game	110.2	256.8
Passes Att./Comp./Int.	448-220-15	360-211-10
Completion Pct.	.491	.586
Passing Yards	2584	2769
Passing Yards/Game	215.3	230.8
Total Off. Plays/Yds	806-3907	900-5851
Total Offense/Game	325.6	487.6
Punts-Average	69-41.4	48-39.2
Punt Returns-Avg.	21-11.5	22-11.8
Kickoff Returns-Avg.	74-20.5	35-25.9
Interceptions-Yards	10-147	15-211
Fumbles-Lost	16-5	13-5
Penalties-Yards	75-611	79-761
3rd Down Conversions	65-184	67-159
3rd Down Conversion Percentage	.353	.421
4th Down Conversions	8-15	6-15
4th Down Conversion Percentage	.533	.400
Sacks By-Yards	17-100	16-135
Avg. Time of Possession	27:50	32:10



**UAB BLAZERS**

**SPRING ROSTER**



NO.	NAME	POS.	HT.	WT.	YR.	EXP.	HOMETOWN/HS, JC or COLLEGE
37	Emmanuel Allen	RB	5-9	195	So.	TR	Muscle Shoals, Ala./Univ. of Tennessee
19	Ugonna Amarikawa	DB	6-0	180	Fr.	RS	Houston, Texas/Hightower
86	Jeffrey Anderson	TE	6-3	220	So.	1L	Selma, Ala./Southside
98	Adam Arthur	DL	6-2	260	Fr.	RS	San Antonio, Texas/Reagan
38	Dexter Barnett	RB	5-10	175	So.	1L	Atlanta, Ga./Grady
14	Rodney Bivens, Jr.	QB	6-0	195	Sr.	2L	Tuscaloosa, Ala./Univ. of North Alabama
20	Jimmie Blair	DB	6-0	180	Fr.	RS	Camp LeJeune, N.C./Camp LeJeune
49	Dukes Bradley	LB	6-0	218	So.	SQ	Fort Payne, Ala./Fort Payne
26	Justin Brooks	RB	5-10	190	So.	TR	Dothan, Ala./Troy University
47	Justin Brown	WR	5-8	160	Fr.	HS	Marietta, Ga./McEachern
64	Greg Calhoun	OL	6-5	300	Fr.	RS	Alexander City, Ala./Benjamin Russell
4	Brandon Carlisle	CB	5-10	180	Jr.	2L	Auburn, Ala./Auburn
95	Richard Carter	DE	6-6	240	Sr.	2L	Lovejoy, Ga./Lovejoy
36	Jeremy Clever	DB	5-10	180	Fr.	RS	Marietta, Ga./Lovejoy
8	Marquis Coleman	DB	6-1	185	Fr.	RS	Chester, S.C./Chester
12	Cameron Cowart	QB	6-3	205	Sr.	SQ	Weston, Fla./West Virginia Wesleyan
72	Logan Creel	OL	6-5	285	So.	1L	Loganville, Ga./Grayson
59	Sean Dailey	OL	6-3	265	Fr.	RS	Trussville, Ala./Hewitt-Trussville
91	Tim Davis	DL	6-0	265	So.	1L	Apopka, Fla./Apopka
44	Caleb Dyck	RB	5-10	205	So.	SQ	Dothan, Ala./Dothan
18	Will Dunbar	SAF	6-1	195	Sr.	3L	Atlanta, Ga./Lakeside
55	Terence Edge	OL	6-3	265	So.	1L	Atlanta, Ga./Tri-Cities
10	Bryan Ellis	QB	6-2	200	Fr.	RS	Byron, Ga./Peach County
25	Brock Ferguson	DB	6-2	200	So.	1L	Montgomery, Ala./Sidney Lanier
2	Jae Fitzgerald	RB	5-11	195	Fr.	RS	Crestwood, S.C./Crestwood
7	Frantrell Forrest	WR	6-2	195	So.	1L	Mobile, Ala./Shaw
60	Nick Haddad	SN	5-10	205	Sr.	SQ	Atlanta, Ga./St. Pius X
62	Jeff Hamby	SN	6-1	205	Sr.	3L	Vestavia Hills, Ala./Vestavia Hills
90	Joe Happe	DL	6-4	250	Jr.	2L	Canton, Ga./Cherokee
89	Darryl Harris	WR	5-10	170	Jr.	1L	Bessemer, Ala./Jess Lanier
13	Keon Harris	LB	5-11	200	So.	1L	LaGrange, Ga./LaGrange
83	Brandon Heath	WR	6-2	195	Sr.	SQ	Atlanta, Ga./Maryville College
51	Joe Henderson	LB	6-2	220	Sr.	3L	Birmingham, Ala./John Carroll
68	Adam Hollifield	OL	6-3	300	Jr.	1L	Hoover, Ala./Hoover
76	Todd Howanitz	DL	6-7	265	Jr.	SQ	Hanover Township, Pa./Hanover Area
82	Justin Johnson	WR	6-3	200	So.	1L	Dothan, Ala./Northview
22	Mike Jones	WR	6-1	180	So.	1L	Nashville, Tenn./Hunters Lane
41	Reggie Jones	RB	5-9	185	Jr.	1L	Bessemer, Ala./The Citadel
84	Zach Lankford	TE	6-4	250	Jr.	2L	Dacula, Ga./Dacula
71	Matt McCants	OL	6-7	295	So.	1L	Mobile, Ala./Williamson
27	Michael McRae	DB	5-11	175	So.	1L	Sarasota, Fla./Booker
15	Sylvester Mencer	WR	5-11	185	Sr.	3L	Midfield, Ala./Midfield
40	Jim Mitchell	RB	5-10	185	Jr.	1L	Lawrenceville, Ga./Presbyterian College
23	Antoine Powers	WR	5-5	165	Sr.	1L	Hazel Green, Ala./Hazel Green
81	Cory Powers	TE	6-5	245	Fr.	RS	Auburndale, Fla./Auburndale
48	Willie Prince	FB	6-1	230	Fr.	SQ	Alabaster, Ala./Thompson
52	Kelvin Quarles	DL	6-2	230	Jr.	1L	Tucker, Ga./UConn
24	Trey Ragland	PK	5-11	175	Fr.	RS	Trussville, Ala./Hewitt-Trussville
97	D.J. Reese	DL	6-4	280	So.	1L	Daphne, Ala./Daphne
44	Kyle Roget	LB	6-1	235	Jr.	JC	Arlington, Texas/Tyler JC
56	Ryan Roget	OL	6-3	285	Jr.	JC	Arlington, Texas/Tyler JC
21	Kevin Sanders	CB	5-11	185	Sr.	3L	Pell City, Ala./Pell City
36	Paul Schoolar	WR	6-2	200	Jr.	SQ	Jemison, Ala./Jemison
75	Daniel Seahorn	OL	6-2	300	Jr.	TR	Houston, Texas/Tyler JC
53	Jake Seitz	OL	6-2	300	Jr.	2L	Vestavia Hills, Ala./Vestavia Hills
1	Rashaud Slaughter	WR	5-9	185	So.	1L	Adamsville, Ala./Minor
26	Justin Smart	DB	5-11	175	So.	SQ	Atlanta, Ga./Shiloh
88	Julian Smith	TE	6-2	240	Jr.	1L	Birmingham, Ala./Erwin



## UAB BLAZERS

NO.	NAME	POS.	HT.	WT.	YR.	EXP.	HOMETOWN/HS, JC or COLLEGE
96	Xavier Smith	DL	6-0	270	Sr.	1L	Mobile, Ala./Murphy
9	Anthony Speight	QB	6-3	205	So.	1L	Bessemer, Ala./Jess Lanier
99	Jerrickus Speights	DT	6-5	255	Sr.	3L	Gardendale, Ala./Gardendale
42	Ferson Stafford	DB	5-9	170	Fr.	SQ	Phenix City, Ala./Central
45	B.J. Steed	LB	6-1	230	Jr.	2L	Sioux City, Iowa/West
33	Mike Tashman	LB	6-0	210	So.	1L	Hoover, Ala./U.S. Military Academy Prep
43	Matt Taylor	SAF	5-11	185	Sr.	3L	Birmingham, Ala./Oak Mountain
30	Aaron Thomas	DB	5-10	185	Fr.	HS	Stone Mountain, Ga./Stephenson
73	Caleb Thomas	OL	6-3	280	Fr.	RS	Decatur, Ala./Decatur
46	Terry Thomas	LB	6-1	230	Sr.	1L	Bessemer, Ala./Lawson State
24	Cameron Thompson	WR	6-6	185	So.	SQ	Little Rock, Ark./J.A. Fair
63	Willie Thompson	OL	6-6	285	Jr.	2L	Louisville, Ga./Jefferson County
87	Bryant Turner	DL	6-2	245	So.	1L	Daphne, Ala./Daphne
47	Rowdy Wade	LB	6-2	215	Jr.	SQ	Parrish, Ala./Parrish
67	Joseph Waller	OL	6-4	290	So.	SQ	Huntsville, Ala./Huntsville
94	Swayze Waters	PK/P	6-0	170	Sr.	3L	Jackson, Miss./Jackson Prep
5	Joe Webb	QB	6-4	220	Jr.	2L	Wenonah, Ala./Wenonah
17	Jeff Witt	DB	5-11	170	So.	1L	Hartselle, Ala./Hartselle
11	Mario Wright	WR	6-5	205	So.	1L	Birmingham, Ala./Minor

### 2008 SPRING SIGNEES

NAME	POS.	HT.	WT.	YR.	HOMETOWN/HS, JC or COLLEGE
Chris Assily	S	6-2	215	Jr.	Honolulu, Hawaii/Orange Coast, Calif. CC
Anthony Barnes	DE	6-3	255	Jr.	Hazlehurst, Miss./Copiah-Lincoln CC
Josh Brinson	WR	6-1	165	Fr.	Homestead, Fla./South Dade Senior
Rodell Carter	WR	6-4	220	So.	Mount Pleasant, S.C./Georgia Military College
Chase Daniel	S	6-2	200	Fr.	Birmingham, Ala./Hoover
Nick Davidson	DT	6-0	275	Fr.	Calhoun, Ga./Calhoun
David Decordova	DT	6-2	280	Jr.	Manhattan Beach, Calif./El Camino College
Mark Ferrell	WR	6-2	220	Jr.	South Boston, Va./Mississippi Delta JC
Tyler Fowler	OL	6-6	290	Fr.	Carnesville, Ga./Franklin County
Elliott Henigan	DL	6-4	240	Fr.	Atlanta, Ga./The Lovett School
Andre Hicks	DB	5-9	165	Fr.	Atlanta, Ga./The Lovett School
David Isabelle	QB	6-3	185	Fr.	Huntsville, Ala./Johnson
Aaron Johns	RB	5-10	190	Sr.	Thomasville, Ala./Copiah-Lincoln CC
Jared Koechner	OL	6-5	285	Jr.	Louisburg, Kan./Fort Scott JC
Drew Luker	LB	6-3	180	Fr.	Sweet Water, Ala./Sweet Water
Patrick Reynolds	DB	5-9	175	Fr.	Dothan, Ala./Northview
Kyle Roget	LB	6-1	235	Jr.	Arlington, Texas/Tyler JC
Ryan Roget	OL	6-3	285	Jr.	Arlington, Texas/Tyler JC
Dominique Roulach	LB	6-1	240	So.	Alexandria, Va./Coffeyville, Kan. CC
Daniel Seahorn	OL	6-2	300	Jr.	Houston, Texas/Tyler JC
Terrell Springs	DB	5-9	175	Fr.	Chester, S.C./Chester
Lamanski Ware	LB	6-2	205	Fr.	Lanett, Ala./Lanett
Jarrell Watters	LB	6-0	225	Fr.	Thomasville, Ala./Thomasville
Kattrell Watters	LB	6-0	235	Fr.	Thomasville, Ala./Thomasville
Daniel White	LB	6-2	220	Fr.	Apopka, Fla./Apopka



## UCF KNIGHTS

Location:	Orlando, Fla.
Founded:	1963
Enrollment:	48,897
Nickname:	Knights
Colors:	Black and Gold
Stadium:	Bright House Networks Stadium (45,323)
President:	Dr. John C. Hitt
Faculty Athletics Representative:	Dr. Cynthia Young
Athletic Director:	Keith Tribble
Senior Woman Administrator:	Jessica Reo
Basic Offense:	Multiple
Basic Defense:	Multiple

### FOOTBALL STAFF

Head Coach: George O'Leary  
Alma Mater: New Hampshire '69  
Record at UCF: 22-28 (.440) 4 Seasons  
Career Record: 74-61 (.548) 11 Seasons

#### Offensive Coordinator/Running Backs

Tim Salem (Arizona State '85)

#### Defensive Coordinator

Dave Huxtable (Eastern Illinois '79)

#### Defensive Backs

Gary Blackney (Connecticut '67)

#### Quarterbacks

George Godsey (Georgia Tech '83)

#### Offensive Line

Tom Freeman (San Diego State '69)

#### Tight Ends/Special Teams Coordinator

Brent Key (Georgia Tech '01)

#### Wide Receivers

David Kelly (Furman '79)

#### Defensive Line

Jim Panagos (Maryland '96)

#### Linebackers/Recruiting Coordinator

Geoff Collins (Western Carolina '93)

Football Office Phone: 407/823-0961 Fax: 407/823-5397

### SPORTS INFORMATION

Associate SID/Football contact:	Ryan Powell
Office Phone:	407/823-0994
Cell Phone:	407/405-5822
Fax:	407/823-5266
E-Mail:	rpowell@athletics.ucf.edu
Website:	www.UCFathletics.com
Press Box Phone:	407/245-0342

### 2008 SCHEDULE

Aug. 30	SOUTH CAROLINA STATE
Sept. 6	SOUTH FLORIDA (ESPN 2)
Sept. 20	at Boston College
<b>Sept. 27</b>	<b>at UTEP (CBS College Sports)</b>
<b>Oct. 4</b>	<b>SMU (CBS College Sports)</b>
Oct. 11	at Miami (Fla.)
<b>Oct. 26 (Sun.)</b>	<b>at Tulsa (ESPN)</b>
<b>Nov. 2 (Sun.)</b>	<b>EAST CAROLINA (ESPN)</b>
<b>Nov. 8</b>	<b>SOUTHERN MISS</b>
<b>Nov. 15</b>	<b>at Marshall</b>
<b>Nov. 22</b>	<b>at Memphis</b>
<b>Nov. 29</b>	<b>UAB</b>

Conference games in **bold italics**.  
Home games in ALL CAPS

### 2007 RESULTS

S1	at North Carolina State	W	25-23	1-0
S15	(6) TEXAS	L	32-35	1-1
<b>S22</b>	<b>MEMPHIS</b>	<b>W</b>	<b>56-20</b>	<b>2-1</b>
S29	LOUISIANA-LAFAYETTE	W	37-19	3-1
<b>O6</b>	<b>at East Carolina</b>	<b>L</b>	<b>38-52</b>	<b>3-2</b>
O13	at (5) USF	L	12-64	3-3
<b>O20</b>	<b>TULSA</b>	<b>W</b>	<b>44-23</b>	<b>4-3</b>
<b>O28</b>	<b>at Southern Miss</b>	<b>W</b>	<b>34-17</b>	<b>5-3</b>
<b>N3</b>	<b>MARSHALL</b>	<b>W</b>	<b>47-13</b>	<b>6-3</b>
<b>N10</b>	<b>at UAB</b>	<b>W</b>	<b>45-31</b>	<b>7-3</b>
<b>N17</b>	<b>at SMU</b>	<b>W</b>	<b>49-20</b>	<b>8-3</b>
<b>N24</b>	<b>UTEP</b>	<b>W</b>	<b>36-20</b>	<b>9-3</b>
<b>D1</b>	<b>TULSA</b>	<b>W</b>	<b>44-25</b>	<b>10-3</b>
	<b>(C-USA Championship)</b>			
D29	Mississippi State	L	3-10	10-4
	(AutoZone Liberty Bowl)			

### NOTING THE KNIGHTS

- It is likely that only the first name of the Knights' starting running back will change in 2008 as **Phillip Smith** looks to take over the reigns as the team's top rushing threat. As a reserve in 2007, Smith, the only Texan on the squad, averaged 4.7 ypc and scored four TDs.
- Senior **Pat Brown** is the key cog on the offensive line as he enters his fourth year as a starter along the front line. Brown has more starts at left tackle than any player at his position in the country. The Illinois native has started 38 consecutive games protecting his quarterback's blind side.
- **Rocky Ross** is the only other returning senior starter on offense after leading the Knights in receptions (50) and receiving yards (658) as a junior. Ross went over the 100-catch plateau for his career in 2007 and has been a steady contributor for all three of his seasons at UCF.
- Nine starters return to a defensive unit that picked off a school-record 24 passes in 2007. Seniors-to-be **Joe Burnett** and **Johnell Neal** were the first teammates in school history to pick off at least six passes in the same season. Burnett ranks second on the UCF career charts with 12 picks, which is tied for second among active returning players in the NCAA FBS.
- Sophomore **Bruce Miller**, a 2007 All-Freshman performer, returns in 2008 after ranking fourth in C-USA with seven sacks. In all, 12 players return on defense for the Knights that registered at least one sack as those dozen players combined for 25.5 of the team's sacks in 2007.



## UCF KNIGHTS

### 2008 PRESEASON DEPTH CHART

*Returning starters in bold*

#### Lettermen

Returning/Lost: 37/23

#### Starters

Offensive Returning/Lost: 5/6

Defensive Returning/Lost: 9/2

Special Teams Returning/Lost: 3/1

#### Offense

WR **Rocky Ross**, Sidney Haynes  
LT **Patrick Brown**, Mike Buxton  
LG **Jeremy DeVane**, Nick Pieschel  
C Mike Lavoie, Ian Bustillo  
RG Cody Minnich, Wes Tunuufi Sauvao  
RT Jah Reid, Billy Offutt  
TE Corey Rabazinski, Adam Nissley  
WR **Kamar Aiken**, A.J. Guyton, Khymest Williams  
QB Michael Greco, Joe Weatherford, Nate Tice  
TB Phillip Smith, Ronnie Weaver  
FB **Ricky Kay**

#### Defense

LE Antonio Wallace, Darius Nall  
LT Travis Timmons, Wes Tunuufi Suavao  
RT **Torrell Troup**, T.J. Harnden  
RE **Bruce Miller**, Jarvis Geathers  
OLB **Derrick Hallman**, Jordan Richards  
MLB **Chance Henderson**, Alex Thompson  
OLB **Cory Hogue**, Lawrence Young  
FS **Jason Venson**, Breon Rogers  
SS **Sha'reff Rashad**, Justin Boddie  
LC **Johnell Neal**, Emery Allen  
RC **Joe Burnett**, Darin Baldwin

#### Specialists

K Jordan Dodds, Kyle Iketani  
P **Blake Clingan**, Parker Langley  
KR **Khymest Williams**, Darin Baldwin  
PR **Joe Burnett**, Jason Venson

#### Key Losses

RB Kevin Smith  
C Kyle Smith  
OT Josh Sitton  
QB Kyle Israel  
TE Mike Merritt  
DE Leger Douzable  
DE Bruce Miller  
DT Keith Shologan  
K Michael Torres

### 2007 STATISTICAL LEADERS

Rushing	Att.	Yds.	Avg.	TD	Long
Kevin Smith	450	2567	5.7	29	87
Phillip Smith	52	246	4.7	4	17
<b>TOTALS</b>	<b>670</b>	<b>3287</b>	<b>4.9</b>	<b>41</b>	<b>87</b>
Passing	Att.	Comp	Pct.	INT	YardsTD
Kyle Israel	298	174	.584	11	2173 15
<b>TOTALS</b>	<b>346</b>	<b>198</b>	<b>.572</b>	<b>12</b>	<b>2476 15</b>
Receiving	Rec	Yds.	Avg.	TD	Long
Rocky Ross	50	658	13.2	2	53
Kamar Aiken	33	584	17.7	5	72
Kevin Smith	24	242	10.1	1	42
<b>TOTALS</b>	<b>198</b>	<b>2476</b>	<b>12.5</b>	<b>15</b>	<b>72</b>
Field Goals	Made-Att.	Pct.	Long		
Michael Torres	20-24	.833	48		
<b>TOTALS</b>	<b>22-26</b>	<b>.846</b>	<b>48</b>		
Punting	No.	Yards	Avg.	In 20	Long
Blake Clingan	59	2404	40.7	14	55
<b>TOTALS</b>	<b>63</b>	<b>2557</b>	<b>40.6</b>	<b>15</b>	<b>5557</b>
Tackles	Solos	Ast	Total		
Sha'Reff Rashad	84	19	103		
Jason Venson	69	23	92		
Chance Henderson	49	25	74		
Cory Hogue	55	17	72		
Joe Burnett	55	9	64		
<b>TOTALS</b>	<b>692</b>	<b>246</b>	<b>938</b>		
Interceptions	No.	Yds.	Avg.	TD	
Joe Burnett	6	40	6.7	0	
Johnell Neal	6	159	26.5	1	
<b>TOTALS</b>	<b>24</b>	<b>392</b>	<b>16.3</b>	<b>2</b>	

### 2007 TEAM STATISTICS

Category	UCF	Opponents
First Downs	293	272
Rushes-Yards	670-3287	436-1864
Rushing Yards/Game	234.8	133.1
Passes Att./Comp./Int.	346-198-12	528-290-24
Completion Pct.	.572	.549
Passing Yards	2476	3266
Passing Yards/Game	176.9	233.3
Total Off. Plays/Yds	1016-5763	1025-5130
Total Offense/Game	411.6	366.4
Punts-Average	63-40.6	75-36.7
Punt Returns-Avg.	33-11.8	22-9.4
Kickoff Returns-Avg.	63-23.5	89-20.6
Interceptions-Yards	24-392	12-300
Fumbles-Lost	29-15	17-4
Penalties-Yards	74-665	84-749
3rd Down Conversions	77-199	88-230
3rd Down Conversion Percentage	.387	.383
4th Down Conversions	11-18	10-25
4th Down Conversion Percentage	.611	.400
Sacks By-Yards	39-269	20-154
Avg. Time of Possession	30:58	29:02



## UCF KNIGHTS

### SPRING ROSTER

NO.	NAME	POS.	HT.	WT.	YR.	EXP.	HOMETOWN/HS, JC or COLLEGE
81	Kamar Aiken	WR	6-2	205	So.	1L	Miami, Fla./Chaminade-Madonna
15	Chad Alexander	WR	6-2	208	Fr.	RS	Lake Wales, Fla./Lake Wales
22	Emery Allen	DB	5-9	176	Jr.	2L	Milton, Fla./Milton
20	Darin Baldwin	DB	5-11	190	So.	1L	Homestead, Fla./South Dade
26	Jordan Becker	DB	6-4	206	Fr.	RS	Clearwater, Fla./Central Catholic
23	Justin Boddie	DB	6-2	190	So.	1L	Atlanta, Ga./North Atlanta
78	Patrick Brown	OT	6-5	292	Sr.	3L	St. Charles, Ill./St. Charles North
19	Joe Burnett	DB	5-11	185	Sr.	3L	Eustis, Fla./Eustis
73	Ian Bustillo	C	6-2	312	Jr.	1L	Miami, Fla./Killian
75	Mike Buxton	OT	6-8	314	So.	SQ	Bonita Springs, Fla./Estero
52	Jack Carter	DE	6-2	219	Fr.	RS	Miami, Fla./Coral Reef
41	Blake Clingan	P	6-3	221	So.	1L	Coral Springs, Fla./Coral Springs
20	Anthony Davis	WR	5-9	155	Sr.	SQ	Boynton Beach, Fla./Boynton Beach Community
66	Jeremy DeVane	OG	6-3	300	Jr.	2L	Ormond Beach, Fla./Seabreeze
43	Salvatore Dimauro	PK	6-3	200	Fr.	RS	Boca Raton, Fla./Boca Raton Community
33	Jordan Dodds	PK	5-11	210	So.	TR	Orlando, Fla./Edgewater/South Carolina
32	Fendson Dorvilus	DB	5-10	200	Sr.	1L	Lake Worth, Fla./Lake Worth/Palm Beach CC
64	David Faile	OG	6-2	302	Fr.	SQ	Leesburg, Fla./Leesburg
40	Willie Gaetjens	TE	6-5	225	Fr.	RS	Titusville, Fla./Titusville
99	Jarvis Geathers	DE	6-2	215	Jr.	TR	Andrews, S.C./Andrews/Feather River CC
50	James Getsee	SN	6-2	200	Fr.	RS	Miami, Fla./Hialeah-Miami Lakes
67	Jake Goray	OG	6-5	260	Fr.	RS	Fort Walton Beach, Fla. / Choctawhatchee
2	Michael Greco	QB	6-3	211	Jr.	1L	Ft. Lauderdale, Fla./Cardinal Gibbons/Pearl River CC
97	Jeremy Green	DT	6-5	263	Jr.	TR	Archer, Fla./Newberry/Sante Fe CC
3	A.J. Guyton	WR	5-11	188	So.	1L	Homestead, Fla./Homestead
38	Derrick Hallman	LB	6-0	205	So.	1L	Port St. Lucie, Fla./ Fort Pierce Central
47	T.J. Harnden	LB	6-3	242	Jr.	SQ	Tallahassee, Fla./Lincoln
35	Omar Hansborough	DB	6-2	186	Fr.	RS	Homestead, Fla./Homestead
46	Rashidi Haughton	DT	6-3	255	So.	SQ	Miami, Fla./Hialeah
80	Sidney Haynes	WR	6-4	214	So.	1L	Suwanee, Ga./ Peachtree Ridge
54	Chance Henderson	LB	6-1	241	Jr.	2L	Conyers, Ga./Heritage
59	Cory Hogue	LB	6-1	228	Sr.	3L	Naples, Fla./Naples
31	Austin Hudson	WR	6-1	195	So.	TR	Gainesville, Fla./Bucholz/Air Force
44	Kyle Iketani	PK	5-7	158	So.	SQ	Ocala, Fla./Bellevue
27	James Jamison	TB	5-11	215	So.	SQ	Starke, Fla./Bradford
96	Marquis Johnson	DE	6-5	249	Jr.	SQ	Orlando, Fla./Edgewater/Flagler
46	Ricky Kay	RB	6-3	245	So.	1L	Deltona, Fla./DeLand
33	Chad Keys	DB	6-0	177	Fr.	HS	Covington, La./St. Paul's
60	Ryan Khawly	SN	6-0	218	So.	SQ	Homestead, Fla./South Dade
16	Parker Langley	P	5-11	176	So.	1L	Fort Myers, Fla./Bishop Verot
62	Mike Lavoie	C	6-5	292	Sr.	3L	Sanford, Fla./Seminole
58	Tom Lewis	LB	6-2	205	Fr.	RS	Seminole, Fla./Osceola
50	Josh Linam	LB	6-3	224	Fr.	HS	Tavares, Fla./Tavares
83	John Lubischer	TE	6-4	252	So.	TR	Boca Raton, Fla./Boca Raton Community/Duke
38	J.T. McArthur	WR	5-10	184	Fr.	RS	Laurens, S.C./Laurens
51	Jay McCahill	LB	6-1	211	So.	TR	Kinnelon, N.J./Don Bosco Prep/Western Michigan
49	Bruce Miller	DE	6-2	249	So.	1L	Canton, Ga./Woodstock
68	Cody Minnich	OG	6-3	296	Sr.	SQ	Leesport, Pa./Schuylkill Valley
53	Darius Nall	DE	6-3	230	So.	1L	Douglasville, Ga./Chapel Hill
31	Johnell Neal	DB	5-10	176	Sr.	3L	Baton Rouge, La./Redemptionist
9	Jamar Newsome	WR	6-2	195	So.	SQ	St. Petersburg, Fla./Boca Ciega
88	Adam Nissley	TE	6-6	260	Fr.	RS	Cumming, Ga./South Forsyth
72	Billy Offutt	OT	6-6	305	Fr.	RS	Winter Park, Fla./Lake Howell
77	Nick Pieschel	OG	6-7	298	Fr.	RS	Fort Lauderdale, Fla./ St. Thomas Aquinas
84	Corey Rabazinski	TE	6-3	238	Jr.	2L	Winter Park, Fla./Winter Park
29	Sha'reff Rashad	DB	6-0	198	Sr.	3L	Jacksonville, Fla./Episcopal
13	Je Vaughn Reams	WR	6-2	187	So.	SQ	Oakland, Calif./Homestead (Fla.)
76	Jah Reid	OT	6-7	320	So.	1L	Haines City, Fla./Haines City
56	Jordan Richards	LB	6-2	226	Jr.	2L	Cary, N.C./Cary/Hargrave Military Academy
37	Breon Rogers	DB	6-3	207	Sr.	3L	Stone Mountain, Ga./Stephenson
5	Rocky Ross	WR	6-2	196	Sr.	3L	Jacksonville, Fla./Bolles School



## UCF KNIGHTS

NO.	NAME	POS.	HT.	WT.	YR.	EXP.	HOMETOWN/HS, JC or COLLEGE
11	Andy Slowik	QB	6-0	186	Fr.	SQ	Bradenton, Fla./Lakewood Ranch
30	Phillip Smith	TB	6-1	194	Jr.	2L	Mansfield, Texas/Summit
55	Alex Thompson	LB	6-2	231	Jr.	1L	Gainesville, Fla./Buchholz
16	Nate Tice	QB	6-4	203	Fr.	RS	Edina, Minn./ Edina
93	Brian Timm	DE	6-3	230	Jr.	SQ	Sarasota, Fla./Sarasota
95	Travis Timmons	DT	6-4	285	Jr.	2L	Gainesville, Fla./Buchholz
98	Torrell Troup	DT	6-3	320	Jr.	2L	Conyers, Ga./Salem
94	Wes Tunuffi Sauvao	DT	6-3	300	So.	SQ	Leesville, La./Leesville
45	Jason Venson	FS	5-10	211	Sr.	3L	Marietta, Ga./Marietta
44	Antonio Wallace	LB	6-2	251	Sr.	3L	Vero Beach, Fla./Vero Beach
6	Brian Watters	WR	6-2	180	So.	1L	Rome, Ga./Rome
40	Reggie Weams	DB	6-0	187	So.	1L	Baton Rouge, La./Redemptorist
17	Joe Weatherford	QB	6-4	198	Fr.	RS	Land O' Lakes, Fla./Land O' Lakes
35	Ronnie Weaver	RB	6-0	202	Fr.	RS	Sebastian, Fla./Vero Beach
71	Dean Wegerif	OT	6-5	248	Fr.	RS	Merritt Island, Fla./Merritt Island
48	David Williams	DE	6-2	234	So.	1L	Lexington, S.C./White Knoll
25	Jayson Williams	RB	6-0	206	Sr.	2L	Conyers, Ga./Salem
82	Khymest Williams	WR	5-10	171	So.	1L	Lutcher, La./Lutcher
86	Ricky Yates	TE	6-5	238	So.	SQ	Tallahassee, Fla./North Florida Christian
57	Lawrence Young	LB	6-0	212	So.	1L	Pensacola, Fla./Woodham



### 2008 SPRING SIGNEES

NAME	POS.	HT.	WT.	YR.	HOMETOWN/HS, JC or COLLEGE
Rob Calabrese	QB	6-2	215	Fr.	Islip Terrace, N.Y./East Islip
Brandon Davis	RB	5-9	190	Fr.	Suwanee, Ga./Peachtree Ridge
*Jarvis Geathers	DE	6-2	225	Jr.	Andrews, S.C./Andrews/Feather River CC
Thao Goins	DT	6-4	285	Fr.	Fort Bend, Texas/Hightower
Brynn Harvey	RB	5-11	215	Fr.	Largo, Fla./Largo
Chad Hounshell	OL	6-4	300	Fr.	Mentor, Ohio/Lake Catholic
Brendan Kelly	TE/HB	6-3	235	Fr.	Shoreham, N.Y./Shoreham-Wading River
*Chad Keys	DB	6-0	185	Jr.	Covington, La./St. Paul's
Vance King	RB	6-0	195	Fr.	Stockbridge, Ga./Stockbridge
*Josh Linam	LB	6-2	230	Jr.	Tavares, Fla./Tavares
Kyle Madden	TE	6-3	250	Fr.	Kennesaw, Ga./Harrison
Chris Martin	DT	6-5	290	Fr.	Fort Walton Beach, Fla./Choctawhatchee
Jarien Moreland	OL	6-4	330	Fr.	Belle Glade, Fla./Glades Central
Latavius Murray	RB	6-3	215	Fr.	Nedrow, N.Y./Onandaga Central
John Oliver	OL	6-6	270	Fr.	LaGrange, Ga./Troup County
Robert Pritchard	DE	6-4	225	Fr.	Suwanee, Ga./North Gwinnett
Loren Robinson	LB	6-3	195	Fr.	Longwood, Fla./Lyman
Steven Robinson	OL	6-3	305	Fr.	Tallahassee, Fla./Lincoln
David Williams	LB	6-1	205	Fr.	Ft. Lauderdale, Fla./Cardinal Gibbons
Marquee Williams	ATH	6-0	195	Fr.	Ocala, Fla./Vanguard

\* denotes midyear signees



## UTEP MINERS

Location:	El Paso, Texas
Founded:	1914
Enrollment:	20,000
Nickname:	Miners
Colors:	Dark Blue, Orange, Silver Accent
Stadium:	Sun Bowl (51,500)
President:	Dr. Diana Natalicio
Faculty Athletics Representative:	Dr. Darla Smith
Athletic Director:	Bob Stull
Senior Woman Administrator:	Lisa Campos
Basic Offense:	1-Back
Basic Defense:	3-3-5

### FOOTBALL STAFF

Head Coach: Mike Price  
Alma Mater: Puget Sound '69  
Record at UTEP: 25-23 (.521) 4 Seasons  
Career Record: 154-145 (.515) 26 Seasons

Associate HC/Co-Off. Coordinator/Offense Line  
Bob Connelly (Texas A&M-Commerce '94)

Defense Coordinator/Linebackers  
Osia Lewis (Oregon State '86)

Co-Offensive Coordinator/Quarterbacks and Kickers  
Aaron Price (Washington State '94)

Assistant Head Coach/Tight Ends Coach  
Jeff Woodruff (Kent State '79)

Running Backs and Punters/Special Teams and Recruiting Coordinator  
Jeff Banks (Washington State '98)

Defensive Line  
DeChon Burns (USC '93)

Safeties  
Jim Clark (Washington State '00)

Wide receivers  
Guy Holliday (Cheyney '87)

Cornerbacks  
Allen Johnson (Texas A&M-Commerce '99)

Assistant AD for Football Operations  
Nate Poss (Rice '78)

Strength and Conditioning  
Kirk Davis (Akron '98)

Football Office Phone: 915/747-5224 Fax: 915/747-5027

### SPORTS INFORMATION

SID:	Jeff Darby
Office Phone:	915/747-6652
Cell Phone:	915/204-0642
Fax:	915/747-5444
E-Mail:	jdarby@utep.edu
Website:	www.UTEPAthletics.com
Press Box Phone:	915/747-5154

### 2008 SCHEDULE

Aug. 28 (Thu.)	at Buffalo
Sept. 6	TEXAS (ESPN 2)
Sept. 20	NEW MEXICO STATE
<b>Sept. 27</b>	<b>UCF (CBS College Sports)</b>
<b>Oct. 4</b>	<b>at Southern Miss</b>
<b>Oct. 11</b>	<b>TULANE</b>
<b>Oct. 18</b>	<b>at Tulsa (CBS College Sports)</b>
<b>Nov. 1</b>	<b>RICE</b>
Nov. 8	at Louisiana-Lafayette
<b>Nov. 15</b>	<b>SMU</b>
<b>Nov. 22</b>	<b>at Houston</b>
<b>Nov. 28</b>	<b>at East Carolina (CBS College Sports)</b>

Conference games in **bold italics**.  
Home games in ALL CAPS

### 2007 RESULTS

S1	NEW MEXICO	W	10-6	1-0
S8	at Texas Tech	L	31-45	1-1
S15	at New Mexico State	L	24-29	1-2
S22	TEXAS SOUTHERN	W	52-12	2-2
<b>S29</b>	<b>at SMU</b>	<b>W</b>	<b>48-45 (OT)</b>	<b>3-2</b>
<b>O6</b>	<b>TULSA</b>	<b>W</b>	<b>48-47</b>	<b>4-2</b>
<b>O13</b>	<b>EAST CAROLINA</b>	<b>L</b>	<b>42-45 (OT)</b>	<b>4-3</b>
<b>O27</b>	<b>HOUSTON</b>	<b>L</b>	<b>31-34</b>	<b>4-4</b>
<b>N3</b>	<b>at Rice</b>	<b>L</b>	<b>48-56</b>	<b>4-5</b>
<b>N10</b>	<b>at Tulane</b>	<b>L</b>	<b>19-34</b>	<b>4-6</b>
<b>N17</b>	<b>SOUTHERN MISS</b>	<b>L</b>	<b>30-56</b>	<b>4-7</b>
<b>N24</b>	<b>at UCF</b>	<b>L</b>	<b>20-36</b>	<b>4-8</b>

### NOTING THE MINERS

- UTEP ranked in the Top 40 nationally in eight categories last season including turnovers gained (tied for 12th/29), interceptions (tied for 13th/18), punt returns (15th/13.6 avg.), turnover margin (tied for 17th/0.75), passing (25th/275.2 ypg) scoring offense (28th/33.6 ppg), passing efficiency (35th/134.95) and total offense (37th/422.8 ypg). The Miners set a school record with 5,074 yards of total offense and tied the school standard for 40-point games with five.

- After operating with a 4-3 defensive alignment for the last four seasons, UTEP will have a 3-3-5 scheme for the 2008 campaign, similar to that utilized by New Mexico. New Mexico defensive coordinator **Osia Lewis** served in the same capacity for the Lobos over the previous five seasons. Defensive improvement will be paramount for the Miners this seasons after they ranked 117th nationally in total defense a year ago.

- The Miners have five new assistant coaches, including three on defense. Other additions to the Miner staff besides **Osia Lewis** include associate head coach/co-offense coordinator/offensive line coach **Bob Connelly**, defensive line coach **DeChon Burns**, wide receivers coach **Guy Holliday**, and cornerbacks coach **Allen Johnson**.

- Senior K **Jose Martinez** was one-of-three finalists for the Lou Groza Award, given to the nation's top place kicker.

- Junior WR **Jeff Moturi** was 47th in the FBS in receiving yards per game in 2007 (74.3) and tied the school record by making a touchdown reception in 10 consecutive games.

- Sophomore QB **Trevor Vittatoe** had the second-most passing yards among NCAA FBS freshmen trailing only Oklahoma's Sam Bradford (3,121). Vittatoe was 32nd in passing efficiency (135.87) and 43rd in total offense (247.4).



## UTEP MINERS

### 2008 PRESEASON DEPTH CHART

Returning starters in bold

#### Lettermen

Returning/Lost: 47/19

#### Starters

Offensive Returning/Lost: 5/6

Defensive Returning/Lost: 8/3

Special Teams Returning/Lost: 2/2

#### Offense

WR Pierce Hunter, Tufick Shadrawy, Donavon Kemp  
 LT **Mike Aguayo**, Will Osolinsky  
 LG **Cameron Raschke**, Anthony McNac  
 C **Robby Felix**, Tanner Cullumber, Nathan McCage  
 RG Rod Huntley, Tanner Cullumber  
 RT Colby Meek, Alex Solot  
 TE Jamar Hunt, Jonny Moore, Elijah Goldtrap  
 QB **Trevor Vittatoe**, Kyle Wright  
 TB Terrell Jackson, Jason Williams, Donald Buckram  
 WR **Jeff Moturi**, Chris Day, Jack Freeman  
 WR Kris Adams, Evan Davis, Russell Carr

#### Defense

LE **James Olalekan**, Chris Moore, Brandis Dew  
 NT Ja-Boy Leomiti, **Steve Riddick**, Craig Wood  
 RE **Robert Soleyjacks**, Dane O'Neill, Landon Goodwell  
 LSLB Nuuese Punimata, Greg Holleman, Eric Reynolds, Elijah Davis  
 MLB **Adam Vincent**, Brian Wilkins, Julian Davila  
 RSLB Isaiah Carter, Greg Watkins, Royzell Smith  
 Miner **Braxton Amy**, Jo Jo Ortiz, Jamie Jordan  
 LS **Da'Mon Cromartie Smith**, Matt McShane, George Kelly  
 RS **Roddray Walker**, AnthonyMorrow, Austin Contreras  
 LCB **Josh Ferguson**, Martel Strange, Chancey Dariso  
 RCB Melvin Stephenson II, **Cornelius Brown**, Josh McKinney

#### Specialists

K **Jose Martinez**  
 P Greg Hiett, Kyle Petersen  
 KR Jason Williams, Josh Ferguson, Donald Buckram  
 PR **Jeff Moturi**, Josh Ferguson

#### Key Losses

WR Joe West  
 RG James Riley  
 RT Oniel Cousins  
 TE Jake Sears  
 TB Marcus Thomas  
 WR Lorne Sam  
 LB Jeremy Jones  
 FS Quintin Demps

### 2007 STATISTICAL LEADERS

Rushing	Att.	Yds.	Avg.	TD	Long
Marcus Thomas	227	1166	5.1	16	59
Lorne Sam	60	339	5.7	3	31
<b>TOTALS</b>	<b>416</b>	<b>1772</b>	<b>4.3</b>	<b>20</b>	<b>59</b>

Passing	Att.	Comp	Pct.	INT	Yards	TD
Trevor Vittatoe	407	224	.550	7	3101	25
<b>TOTALS</b>	<b>440</b>	<b>242</b>	<b>.550</b>	<b>9</b>	<b>3302</b>	<b>28</b>

Receiving	Rec	Yds.	Avg.	TD	Long
Jeff Moturi	65	891	13.7	13	78
Lorne Sam	42	589	14.0	1	42
Joe West	41	734	17.9	6	77
Fred Rouse	25	379	15.2	2	76
<b>TOTALS</b>	<b>242</b>	<b>3302</b>	<b>13.6</b>	<b>28</b>	<b>78</b>

Field Goals	Made-Att.	Pct.	Long
Jose Martinez	17-20	.850	57
<b>TOTALS</b>	<b>17-20</b>	<b>.850</b>	<b>57</b>

Punting	No.	Yards	Avg.	Long
Kyle Petersen	51	2075	40.7	59
<b>TOTALS</b>	<b>58</b>	<b>2358</b>	<b>40.7</b>	<b>59</b>

Tackles	Solos	Ast	Total
Braxton Amy	82	30	112
D. Cromartie-Smith	62	28	93
Jeremy Jones	55	37	92
Adam Vincent	46	29	75
Quintin Demps	53	17	70
<b>TOTALS</b>	<b>621</b>	<b>260</b>	<b>881</b>

Interceptions	No.	Yds.	Avg.	TD
Quintin Demps	5	200	44.4	2
Cornelius Brown	4	102	25.5	0
<b>TOTALS</b>	<b>18</b>	<b>422</b>	<b>23.4</b>	<b>2</b>

### 2007 TEAM STATISTICS

Category	UTEP	Opponents
First Downs	256	309
Rushes-Yards	416-1772	503-2435
Rushing Yards/Game	147.7	202.9
Passes Att./Comp./Int.	440-242-9	470-291-18
Completion Pct.	.550	.619
Passing Yards	3302	3622
Passing Yards/Game	275.2	301.8
Total Off. Plays/Yds	856-5074	973-6057
Total Offense/Game	422.8	504.8
Punts-Average	58-40.7	43-42.5
Punt Returns-Avg.	22-13.6	26-7.9
Kickoff Returns-Avg.	65-20.4	49-21.9
Interceptions-Yards	18-422	7-124
Fumbles-Lost	20-11	21-11
Penalties-Yards	86-797	78-770
3rd Down Conversions	70-174	91-186
3rd Down Conversion Percentage	.402	.489
4th Down Conversions	8-22	14-23
4th Down Conversion Percentage	.364	.609
Sacks By-Yards	16-119	24-238
Avg. Time of Possession	28:57	31:02



Competition Lives Here

# 2008 Football Prospectus

East Carolina - Houston - Marshall - Memphis - Rice - SMU  
Southern Miss - Tulane - Tulsa - UAB - UCF - UTEP



## UTEP MINERS

### SPRING ROSTER



NO.	NAME	POS.	HT.	WT.	YR.	EXP.	HOMETOWN/HS, JC or COLLEGE
25	Saul Adame	DB	5-10	185	So.	SQ	El Paso, Texas/Clint
2	Kris Adams	WR	6-3	190	So.	1L	Fort Worth, Texas/Everman
71	Mike Aguayo	OL	6-4	290	Jr.	2L	Lakewood, Calif./Los Alamitos
89	Geoff Amato	TE	6-3	250	Fr.	RS	El Paso, Texas/Americas
14	Braxton Amy	DB	6-0	210	Jr.	2L	Richmond, Texas/Foster
14	Derek Brooks	WR	6-2	195	Fr.	HS	El Paso, Texas/Burges
47	Cornelius Brown	DB	5-11	200	Jr.	2L	Houston, Texas/Forest Brook
75	L.J. Brown	DL	6-4	285	Jr.	TR	Fort Lauderdale, Fla./Stranahary/Southwestern College
13	Donald Buckram	RB	5-10	190	So.	1L	Copperas Cove, Texas/Copperas Cove
57	Matt Camilli	DL	6-4	220	Fr.	RS	Las Cruces, N.M./Mayfield
17	Russell Carr	WR	6-3	200	Fr.	RS	Chino Hills, Calif./Don Antonio Lugo
38	Isaiah Carter	LB	6-2	210	So.	1L	Converse, Texas/Judson
6	Sean Clark	RB	5-6	180	So.	SQ	Austin, Texas/McNeil
31	Austin Contreras	DB	5-10	190	Fr.	RS	El Paso, Texas/Americas
23	Da'Mon Cromartie-Smith	DB	6-2	205	Jr.	2L	Riverside, Calif./Rancho Verde
79	Tanner Cullumber	OL	6-4	285	So.	SQ	Chandler, Ariz./Hamilton
3	Chancey Dariso	DB	5-10	180	So.	SQ	Oceanside, Calif./Oceanside
40	Julian Davila	LB	5-10	240	Fr.	RS	El Paso, Texas/(Coronado
41	Elijah Davis	LB	6-1	230	Jr.	SQ	Seattle, Wash./Renton
19	Evan Davis	WR	6-1	190	So.	1L	Los Angeles, Calif./Oceanside
12	Chris Day	WR	5-9	180	Sr.	3L	El Paso, Texas/Chapin
90	Brandis Dew	DL	6-5	290	Jr.	1L	Hemet, Calif./Hemet
8	Michael Farrar	RB	5-7	195	Fr.	HS	El Paso, Texas/Andress
62	Robby Felix	OL	6-3	295	Sr.	3L	Corona, Calif./Centennial
2	Josh Ferguson	DB	5-9	185	Sr.	2L	Hayward, Calif./Chabot College
20	Vernon Frazier	RB	5-7	160	Fr.	RS	Duncanville, Texas/Duncanville
83	Jack Freeman	WR	5-8	155	Fr.	RS	Houston, Texas/Cypress Falls
72	Daniel Garcia	OL	6-3	315	Jr.	SQ	El Paso, Texas/Franklin
85	Elijah Goldtrap	TE	6-5	255	So.	1L	Los Angeles, Calif./Serrano
82	Manny Gomez	OL	6-2	250	Fr.	RS	El Paso, Texas/Montwood
32	Landon Goodwell	DL	6-2	260	Jr.	2L	West Covina, Calif./Rio Hondo Prep
33	Giovanni Guerra	LB	6-0	215	So.	SQ	West Covina, Calif./College of the Desert
80	Michael Harre	TE	6-3	255	Fr.	RS	El Paso, Texas/Faith Christian
69	Troy Henckel	OL	6-4	295	So.	SQ	El Paso, Texas/Franklin
98	Greg Hiett	P	6-5	210	Jr.	1L	San Antonio, Texas/William Howard Taft
42	Greg Holleman	LB	6-1	205	Fr.	RS	Lubbock, Texas/Monterrey
87	Jamar Hunt	TE	6-7	260	Sr.	3L	Mesa, Ariz./Mountain View
7	Pierce Hunter	WR	6-5	220	So.	1L	National City, Calif./Bonita Vista
74	Rod Huntley	OL	6-3	310	So.	1L	Arlington, Texas/Sam Houston
21	Terrell Jackson	RB	5-9	195	Sr.	1L	Moreno Valley, Calif./Centennial/Oregon
96	James Johnson	DL	6-0	230	Fr.	RS	Wichita Falls, Texas/Wichita Falls
68	Marcus Jones	OL	6-2	325	Jr.	SQ	Miramar, Fla./Miramar
30	Jamie Jordan	DB	6-1	200	Jr.	TR	El Paso, Texas/Riverside/Pierce College
29	George Kelly	DB	5-10	185	Sr.	TR	Anchorage, Alaska/Robert Service/Pima CC
84	Donavon Kemp	WR	6-1	175	Fr.	RS	DeSoto, Texas/DeSoto
56	Ja-Boy Leomiti	DL	6-3	275	Sr.	1L	Long Beach, Calif./Fullerton College
10	Jose Martinez	K	5-10	200	Sr.	1L	San Jose, Calif./South/Bakersfield College
60	Nathan McCage	OL	6-4	260	Fr.	RS	Spring, Texas/Klein Collins
9	Josh McKinney	DB	5-8	170	So.	SQ	El Paso, Texas/Parkland
77	Bradley McMillan	OL	6-4	335	Fr.	HS	Houston, Texas/Waltrip
65	Anthony McNac	OL	6-4	345	So.	1L	Lancaster, Texas/Lancaster
30	Matt McShane	DB	5-10	180	So.	1L	Portland, Ore./Franklin [Texas]
64	Colby Meek	OL	6-4	305	Jr.	2L	Keller, Texas/Keller
99	Chris Moore	DL	6-2	285	Jr.	2L	Houston, Texas/Jersey Village
86	Jonny Moore	TE	6-5	235	So.	1L	San Antonio, Texas/John Marshall
11	Anthony Morrow	DB	6-0	205	So.	1L	Fallbrook, Calif./Union
18	Jeff Moturi	WR	6-0	180	Jr.	2L	Irving, Texas/MacArthur
76	Charles Ofili	OL	6-3	300	Jr.	TR	Houston, Texas/Eisenhower/N.M. Military Institute
91	James Olalekan	DL	6-2	270	Sr.	3L	Texas City, Texas/Texas City
92	Dane O'Neill	DL	6-4	235	Jr.	2L	Chino Hills, Calif./Chino Hills
16	Jo Jo Ortiz	DB	6-1	190	So.	SQ	El Paso, Texas/Eastwood
54	Will Osolinsky	OL	6-7	265	So.	1L	Phoenix, Ariz./North Canyon
24	Daniel Palmer	RB	5-10	205	Fr.	HS	College Station, Texas/A&M Consolidated



## UTEP MINERS

NO.	NAME	POS.	HT.	WT.	YR.	EXP.	HOMETOWN/HS, JC or COLLEGE
15	Kyle Petersen	P	6-4	230	So.	1L	Alta Loma, Calif./South Hills
7	Nuuese Punimata	LB	6-1	225	Sr.	1L	Pago Pago, American Samoa/Samoana/Mt. SAC
50	George Randle	DL	6-6	270	So.	SQ	Sugarland, Texas/Kempner
78	Cameron Raschke	OL	6-4	315	Jr.	2L	Kerrville, Texas/Tivy
27	Eric Reynolds	LB	5-11	225	So.	1L	Port Arthur, Texas/Memorial
95	Steve Riddick	DL	5-11	275	Jr.	2L	El Paso, Texas/Chapin
67	Paul Santillan	OL	6-4	280	Fr.	HS	Crosby, Texas/Crosby
39	Mike Scott	K	6-1	145	Fr.	RS	El Paso, Texas/Franklin
88	Tufick Shadrawy	WR	6-2	190	Jr.	2L	Arlington, Texas/Sam Houston
52	Royzell Smith	LB	6-1	210	Fr.	RS	Missouri City, Texas/Thurgood Marshall
13	Robert Soleyjacks	DL	6-2	250	So.	1L	Amarillo, Texas/Highland Park
70	Alex Solot	OL	6-8	315	So.	SQ	Tucson, Ariz./Rincon
11	Jeremy Springer	QB	6-2	215	Fr.	RS	Los Fresnos, Texas/Los Fresnos
4	Melvin Stephenson II	DB	5-10	180	Jr.	2L	Grand Prairie, Texas/South
66	Ty Stout	OL	6-5	280	Jr.	SQ	Amarillo, Texas/Highland Park
34	Martel Strange	DB	5-11	185	So.	SQ	Palm Springs, Calif./Cathedral City [Texas]
5	James Thomas II	QB	5-11	185	So.	1L	Palestine, Texas/Thurgood Marshall
81	Chris Vassell	WR	5-10	180	So.	SQ	Sacramento, Calif./Christian Brothers
5	Adam Vincent	LB	6-3	240	Sr.	1L	Chandler, Ariz./Hamilton/Arizona State
10	Trevor Vittatoe	QB	6-2	215	So.	1L	Bedford, Texas/Trinity
26	Roddray Walker	DB	6-1	210	Sr.	1L	Schertz, Texas/Samuel Clemens/N.M. Military Institute
44	Greg Watkins	LB	6-5	210	Fr.	HS	Katy, Texas/Cypress Springs
17	Brian Wilkins	LB	6-2	235	Jr.	2L	Tustin, Calif./Tustin
34	Jason Williams	RB	5-11	200	Jr.	2L	Tyler, Texas (Robert E. Lee
94	Craig Wood	DL	6-4	295	So.	1L	Copperas Cove, Texas/Copperas Cove
15	Kyle Wright	QB	6-1	195	Jr.	1L	Santa Rosa, Calif./Cardinal Newman



### 2008 SPRING SIGNEES

NAME	POS.	HT.	WT.	YR.	HOMETOWN/HS, JC or COLLEGE
Eloy Atkinson	OL	6-4	275	Fr.	Los Fresnos, Texas/Los Fresnos
Darius Austin	WR	5-9	180	Fr.	Houston, Texas/Booker T. Washington
Logan Barrett	K	6-1	170	Fr.	Kennedale, Texas/Kennedale
Deryck Beveridge	OL	6-8	330	Fr.	Lakeside, Calif./El Capitan
Antwon Blake	DB	5-10	170	Fr.	Jacksonville, Fla./Thurgood Marshall
Tim Curry	QB	6-4	205	Fr.	Elysian Fields, Texas/Elysian Fields
DeShawn Grayson	DB	6-0	190	Fr.	Riverside, Calif./Rancho Verde
Ramonte Harris	DB	5-11	170	Fr.	Arlington, Texas/Mansfield Summit
Jamie Irving	LB	6-1	215	Fr.	Perris, Calif./Citrus Hill
Korey Jarka	LB	6-1	205	Fr.	Sugar Land, Texas/Stephen F. Austin
Wiston Jeune	DB	6-4	205	Jr.	Malden, Mass./Malden/Moorpark JC
Aaron King	DL	6-4	245	Jr.	Houston, Texas/Elsik/Bakersfield College
Josh LaBum	TE	6-3	245	Fr.	Houston, Texas/Booker T. Washington
Negale Miller	DB	5-11	170	Fr.	Athens, Texas/Athens
Vince Misa-Amituana	TE	6-5	245	Fr.	Oceanside, Calif./Mission Hills
Darrin Moore	WR	6-4	195	Fr.	Indianapolis, Ind./Irving MacArthur
Bernard Obi	DE/OLB	6-3	220	Fr.	Pearland, Texas/Pearland
Tory Robinson	DL	6-4	275	Jr.	San Diego, Calif./St. Miguel/Southwestern College
Nick Sampson	DB	6-0	185	Fr.	Houston, Texas/Westfield
Max Savedra	TE	6-5	255	Fr.	San Diego, Calif./Del Valle
Josh Scott	DE/OLB	6-4	210	Fr.	Highland, Calif./Redlands East Valley
Austin Shaffer	DL	6-4	250	Fr.	Odessa, Texas/Permian
Corey Trisby	ATH	6-2	190	Fr.	San Diego, Calif./Herbert Hoover
Clarence Ward	DB	6-1	185	Jr.	La Marque, Texas/La Marque/Santa Rosa JC
Corey Wright	DL	6-4	260	Fr.	New Orleans, La./Saint Augustine
John Wright	DE/OLB	6-3	210	Fr.	Riverside, Calif./John W. North

## 2007 STANDINGS

### EAST DIVISION

#### C-USA

#### ALL GAMES

	W-L	Pct.	H	A	Div.	Pts	Opp	W-L	Pct.	H	A	Pts	Opp
x UCF	7-1	.875	4-0	3-1	4-1	349	196	10-4	.714	6-1	4-3	502	372
EAST CAROLINA	6-2	.750	3-1	3-1	3-2	294	227	8-5	.615	4-2	4-3	403	395
MEMPHIS	6-2	.750	3-1	3-1	3-2	259	282	7-6	.538	4-3	3-3	380	419
SOUTHERN MISS	5-3	.625	1-3	4-0	3-2	254	183	7-6	.538	3-3	4-3	361	314
MARSHALL	3-5	.375	3-1	0-4	2-3	223	244	3-9	.250	3-3	0-6	298	411
UAB	1-7	.125	1-3	0-4	0-5	158	302	2-10	.167	2-3	0-7	235	421

### WEST DIVISION

#### C-USA

#### ALL GAMES

	W-L	Pct.	H	A	Div.	Pts	Opp	W-L	Pct.	H	A	Pts	Opp
TULSA	6-2	.750	4-0	2-2	4-1	328	251	10-4	.714	5-1	5-3	576	467
HOUSTON	6-2	.750	3-1	3-1	4-1	288	248	8-5	.615	5-1	3-4	449	379
TULANE	3-5	.375	1-3	2-2	3-2	215	256	4-8	.333	2-5	2-3	293	375
RICE	3-5	.375	1-3	2-2	2-3	308	340	3-9	.250	1-5	2-4	377	515
UTEP	2-6	.250	1-3	1-3	2-3	286	353	4-8	.333	3-3	1-5	403	445
SMU	0-8	.000	0-4	0-4	0-5	251	331	1-11	.083	1-5	0-6	340	477

x- Clinched Conference USA Championship

### C-USA Championship

**Saturday, December 1**  
**BRIGHT HOUSE NETWORKS**  
**C-USA CHAMPIONSHIP GAME**  
UCF 44, Tulsa 25



### Bowl Results

**FRIDAY, DECEMBER 21**  
**R+L CARRIERS NEW ORLEANS BOWL**  
Florida Atlantic 44, Memphis 27

**SATURDAY, DECEMBER 22**  
**PAPAJOHNS.COM BOWL**  
(20) Cincinnati 31, Southern Miss 21

**SUNDAY, DECEMBER 23**  
**SHERATON HAWAII BOWL**  
East Carolina 41, (22) Boise State 38

**FRIDAY, DECEMBER 28**  
**TEXAS BOWL**  
TCU 20, Houston 13

**SATURDAY, DECEMBER 29**  
**AUTOZONE LIBERTY BOWL**  
Mississippi State 10, UCF 3

**SUNDAY, JANUARY 6**  
**GMAC BOWL**  
Tulsa 63, Bowling Green 7

### Coaches Awards

**COACH OF THE YEAR**  
George O'Leary - UCF

**OFFENSE PLAYER OF THE YEAR**  
Paul Smith, QB, Tulsa

**DEFENSIVE PLAYER OF THE YEAR**  
Gerald McRath, LB, Southern Miss

**SPECIAL TEAMS PLAYER OF THE YEAR**  
Chris Johnson, KR, East Carolina

**NEWCOMER OF THE YEAR**  
Brennan Marion, WR, Tulsa

**FRESHMAN OF THE YEAR**  
Case Keenun, QB, Houston

### Media Awards

**COACH OF THE YEAR**  
George O'Leary - UCF

**CO-OFFENSE PLAYERS OF THE YEAR**  
Kevin Smith, RB, UCF  
Paul Smith, QB, Tulsa

**DEFENSIVE PLAYER OF THE YEAR**  
Gerald McRath, LB, Southern Miss

**SPECIAL TEAMS PLAYER OF THE YEAR**  
Chris Johnson, KR, East Carolina

**NEWCOMER OF THE YEAR**  
Brennan Marion, WR, Tulsa

**FRESHMAN OF THE YEAR**  
Case Keenun, QB, Houston

**2006 Award Winners**

**All-Conference USA**

**FIRST TEAM**

**OFFENSE**

QB - Paul Smith, Sr., Tulsa  
RB - Matt Forte', Sr., Tulane  
RB - Kevin Smith, Jr., UCF  
OL - Jeff Akeroyd, Sr., Houston  
OL - Chris Clark, Sr., Southern Miss  
OL - Oniel Cousins, Sr., UTEP  
OL - Doug Legursky, Sr., Marshall  
OL - Andy Smith, Sr., Memphis  
TE - Shawn Nelson, Jr., Southern Miss  
WR - Donnie Avery, Sr., Houston  
WR - Jarett Dillard, Jr., Rice  
WR - Jeff Moturi, So., UTEP

**DEFENSE**

DL - Matthew Chatelain, Sr., Southern Miss  
DL - Leger Douzable, Sr., UCF  
DL - Phillip Hunt, Jr., Houston  
DL - Martavius Prince., Sr., Southern Miss  
LB - Chris Chamberlain, Sr., Tulsa  
LB - Nelson Coleman, Sr., Tulsa  
LB - Gerald McRath, So., Southern Miss  
DB - Joe Burnett, Jr., UCF  
DB - Quintin Demps, Sr., UTEP  
DB - Will Dunbar, Sr., UAB  
DB - Brandon Sumrall, Sr., Southern Miss

**SPECIAL TEAMS**

PK - Jose Martinez, Jr., UTEP  
P - Thomas Morstead, Jr., SMU  
KR - Chris Johnson, Sr., East Carolina  
PR - Joe Burnett, Jr., UCF  
LS - Michael Buscemi, Sr., UCF

**SECOND TEAM**

**OFFENSE**

QB - Chase Clement, Jr., Rice  
RB - Chris Johnson, Sr., East Carolina  
RB - Anthony Alridge, Sr., Houston  
RB - Damion Fletcher, So., Southern Miss  
OL - Josh Coffman, Sr., East Carolina  
OL - Nick Dean, Sr., Southern Miss  
OL - Robby Heos, Sr., Rice  
OL - Ryan McKee, Jr., Southern Miss  
OL - Josh Sitton, Sr., UCF  
OL - Kyle Smith, Sr., UCF  
TE - Cody Slate, So., Marshall  
WR - Duke Calhoun, So., Memphis  
WR - Trae Johnson, Fr., Tulsa  
WR - Brennan Marion, Jr., Tulsa

**DEFENSE**

DL - Moton Hopkins, Jr., Tulsa  
DL - Keith Shologan, Sr., UCF  
DL - Zack Slate, Jr., East Carolina  
DL - C.J. Wilson, So., East Carolina  
LB - Jeremy Jones, Sr., UTEP  
LB - Jake Kasser, Sr., Memphis  
LB - Brian Raines, Jr., Rice  
DB - Kenneth Fontenette, Jr., Houston  
DB - Sha'Reff Rashad, Sr., UCF  
DB - Van Eskridge, So., East Carolina  
DB - C.J. Spillman, Jr., Marshall

**SPECIAL TEAMS**

PK - Swayze Waters, Jr., UAB  
P - Britt Barefoot, So., Southern Miss  
KR - Donnie Avery, Sr., Houston  
PR - Quintin Demps, Sr., UTEP

**C-USA All-Americans**

**WALTER CAMP**

First Team  
RB - Kevin Smith, UCF

**ASSOCIATED PRESS**

First Team  
RB - Kevin Smith, UCF  
Third Team  
RB - Matt Forté, Tulane

**FWAA**

First Team  
RB - Kevin Smith, UCF

**SPORTING NEWS**

First Team  
RB - Kevin Smith, UCF

**SI.COM**

First Team  
RB - Kevin Smith, UCF  
Second Team  
RB - Matt Forté, Tulane  
Honorable Mention  
QB - Paul Smith, Tulsa  
WR - Donnie Avery, Houston  
WR - Jarett Dillard, Rice  
TE - Cody Slate, Marshall  
DB - Quintin Demps, UTEP

**CBSSPORTS.COM**

First Team  
RB - Kevin Smith, UCF

**RIVALS.COM**

Second Team  
RB - Kevin Smith, UCF

**COLLEGE FOOTBALLNEWS.COM**

First Team  
RB - Kevin Smith, UCF  
Second Team  
RB - Matt Forté, Tulane  
Honorable Mention  
QB - Paul Smith, Tulsa  
QB - Chase Clement, Rice  
RB - Anthony Alridge, Houston  
RB - Chris Johnson, East Carolina  
WR - Donnie Avery, Houston  
TE - Cody Slate, Marshall

**PHIL STEELE PUBLICATIONS**

First Team  
RB - Kevin Smith, UCF  
Second Team  
WR - Donnie Avery, Houston  
Third Team  
RB - Matt Forté, Tulane  
Fourth Team  
RB - Anthony Alridge, Houston  
WR - Jarett Dillard, Rice

**Freshman All-Americans**

**COLLEGE FOOTBALLNEWS.COM**

Second Team  
WR - Trae Johnson, Tulsa  
TE - James Casey, Rice  
Third Team  
DE - Scott Solomon, Rice  
Honorable Mention  
QB - Case Keenum, Houston  
QB - Trevor Vittatoe, UTEP  
RB - Charles Clay, Tulsa  
DL - Bruce Muller, UCF  
DB - C.J. Bailey, Southern Miss

**SPORTING NEWS**

Second Team  
TE - James Casey, Rice  
Honorable Mention  
QB - Case Keenum, Houston  
WR - Trae Johnson, Tulsa  
OL - Andrew Nierman, Tulane  
OL - Dominik Riley, Memphis  
DL - Chetu Ozougwu, Rice  
DL - Bruce Miller, UCF  
P - Justin Estes, Southern Miss  
P - Blake Clingan, UCF  
P - Kyle Petersen, UTEP

**RIVALS.COM**


Second Team  
TE - James Casey, Rice

**FWAA**

Offense  
TE - James Casey, Rice

**COLLEGE SPORTS REPORT**

Offense  
WR - Trae Johnson, Tulsa



Versatile **James Casey** of Rice earned second team Freshman All-American honors as a tight end for The Sporting News. Casey was second on the Owls this past season with 46 catches for 585 yards and four touchdowns.



### 2007 NCAA Stats

#### SCORING OFFENSE

1.	Kevin Smith, UCF	12.86 ppg.
2.	Matt Forté, TLN	11.67 ppg.
4.	Chris Johnson, ECU	11.08 ppg.
9.	Marcus Thomas, UTEP	9.82 ppg.
18.	Anthony Alridge, HOU	8.77 ppg.
26.	Michael Torres, UCF	8.92 ppg.
6.	TULSA	41.14 ppg.
17.	UCF	35.86 ppg.
23.	HOUSTON	34.54 ppg.
26.	UTEP	33.58 ppg.
40.	RICE	31.42 ppg.

#### POINTS RESPONSIBLE FOR

1.	Paul Smith, TLS	26.14 ppg.
7.	Chase Clement, Rice	18.83 ppg.
18.	Martin Hankins, MEM	15.09 ppg.
27.	Justin Willis, SMU	14.00 ppg.
36.	Kevin Smith, UCF	12.86 ppg.
41.	Trevor Vittatoe, UTEP	12.50 ppg.

#### RUSHING/RUSHING OFFENSE

1.	Kevin Smith, UCF	183.4 ypg.
2.	Matt Forté, TLN	177.3 ypg.
12.	Anthony Alridge, HOU	122.9 ypg.
13.	Damion Fletcher, USM	122.0 ypg.
24.	Chris Johnson, ECU	109.5 ypg.
26.	Marcus Thomas, UTEP	106.0 ypg.
9.	UCF	234.79 ypg.
10.	HOUSTON	223.92 ypg.
19.	SOUTHERN MISS	201.62 ypg.
20.	TULANE	201.00 ypg.
34.	EAST CAROLINA	184.92 ypg.
42.	SMU	170.17 ypg.

#### INDIVIDUAL PASSING

14.	Chase Clement, Rice	25.00 cpg.
17.	Martin Hankins, MEM	23.73 cpg.
18.	Paul Smith, TLS	23.36 cpg.
35.	Bernard Morris, MAR	21.08 cpg.
40.	Justin Willis, SMU	20.17 cpg.

#### PASSING EFFICIENCY

4.	Paul Smith, TLS	159.8
16.	Case Keenum, HOU	147.6
26.	Bernard Morris, MAR	139.1
29.	Martin Hankins, MEM	137.8
32.	Trevor Vittatoe, UTEP	135.9
4.	TULSA	158.9
10.	HOUSTON	147.3
31.	UTEP	134.9
34.	MEMPHIS	134.6
43.	MARSHALL	131.8

#### PASSING OFFENSE

3.	Paul Smith, TLS	361.8 ypg.
13.	Martin Hankins, MEM	292.7 ypg.
17.	Chase Clement, Rice	281.4 ypg.
21.	Bernard Morris, MAR	262.5 ypg.
25.	Trevor Vittatoe, UTEP	258.4 ypg.
36.	Justin Willis, SMU	245.3 ypg.
3.	TULSA	371.0 ypg.
13.	MEMPHIS	305.8 ypg.
15.	RICE	293.1 ypg.
25.	HOUSTON	278.0 ypg.
26.	UTEP	275.2 ypg.
29.	MARSHALL	271.1 ypg.

#### TOTAL OFFENSE

2.	Paul Smith, TLS	370.3 ypg.
6.	Chase Clement, Rice	326.0 ypg.
13.	Justin Willis, SMU	303.6 ypg.
14.	Bernard Morris, MAR	303.1 ypg.
21.	Martin Hankins, MEM	292.6 ypg.
1.	TULSA	543.9 ypg.
4.	HOUSTON	501.9 ypg.
23.	MEMPHIS	443.6 ypg.
36.	UTEP	422.8 ypg.
37.	SMU	422.3 ypg.
45.	UCF	411.6 ypg.

#### ALL-PURPOSE RUNNERS

1.	Chris Johnson, ECU	222.69 ypg.
4.	Matt Forté, TLN	201.67 ypg.
5.	Kevin Smith, UCF	200.64 ypg.
14.	Anthony Alridge, HOU	173.69 ypg.
33.	Donnie Avery, HOU	144.62 ypg.

#### RECEPTIONS PER GAME

15.	Donnie Avery, HOU	7.00 rpg
22.	Jarett Dillard, Rice	6.58 rpg
29.	Emmanuel Sanders, SMU	6.17 rpg

#### RECEIVING YARDS PER GAME

4.	Donnie Avery, HOU	112.00 ypg.
20.	Brennan Marion, TLS	88.86 ypg.
21.	Jarett Dillard, Rice	88.08 ypg.
40.	Trae Johnson, TLS	77.71 ypg.

#### TOTAL RECEIVING YARDS

3.	Donnie Avery, HOU	1,456 yds.
10.	Brennan Marion, TLS	1,244 yds.
24.	Trae Johnson, TLS	1,088 yds.
27.	Jarett Dillard, Rice	1,057 yds.
33.	Charles Clay, TLS	1,024 yds.

#### TOTAL DEFENSE

46.	HOUSTON	365.6 ypg.
48.	SOUTHERN MISS	366.3 ypg.
49.	UCF	366.4 ypg.

#### SCORING DEFENSE

41.	SOUTHERN MISS	24.2 ppg.
-----	---------------	-----------

#### RUSHING DEFENSE

37.	TULANE	132.6 ypg.
39.	UCF	133.1 ypg.
43.	SOUTHERN MISS	134.3 ypg.
48.	HOUSTON	139.8 ypg.
50.	EAST CAROLINA	142.2 ypg.

#### PASS DEFENSE

55.	HOUSTON	225.8 ypg.
-----	---------	------------

#### PASS EFFICIENCY DEFENSE

27.	UCF	114.02
-----	-----	--------

#### INTERCEPTIONS

t18.	Brandon Sumrall, USM	(6) .46 ipg
t25.	Joe Burnett, UCF	(6) .43 ipg
t25.	Johneil Neal, UCF	(6) .43 ipg
t28.	Andrew Sendejo, Rice	(5) .42 ipg
t28.	Quintin Demps, UTEP	(5) .42 ipg

#### PUNTING AVERAGE

8.	Thomas Morstead, SMU	44.65 ypg.
44.	Swayze Waters, UAB	41.43 ypg.

#### NET PUNTING

4.	SMU	39.33
28.	SOUTHERN MISS	37.14

#### PUNT RETURNS

5.	Quintin Demps, UTEP	13.33 ypr.
28.	Joe Burnett, UCF	10.68 ypr.
29.	Kevin Sanders, UAB	10.60 ypr.
15.	UTEP	13.59 ypr.
27.	UCF	11.76 ypr.
30.	UAB	11.52 ypr.

#### KICKOFF RETURNS

8.	Darius Marshall, MAR	29.26 ypr.
9.	Curtis Francis, UCF	29.23 ypr.
18.	Chris Johnson, ECU	28.03 ypr.
13.	EAST CAROLINA	24.29 ypr.
21.	UCF	23.48 ypr.
47.	MEMPHIS	22.10 ypr.

#### FIELD GOALS PER GAME

t7.	Swayze Waters, UAB (22)	1.83 fgpg.
t19.	Michael Torres, UCF (20)	1.54 fgpg.
t31.	Jose Martinez, UTEP (17)	1.42 fgpg.

#### TURNOVER MARGIN

t4.	EAST CAROLINA	+ 1.31
t15.	MEMPHIS	+0.77
17.	UTEP	+0.75

#### FUMBLES RECOVERED

t17.	EAST CAROLINA	14
t17.	RICE	14
t28.	MEMPHIS	13
t28.	TULSA	13
t48.	SOUTHERN MISS	11

#### TURNOVERS GAINED

t13.	EAST CAROLINA	31
t20.	UTEP	29
t24.	UCF	28
t39.	MEMPHIS	26
t39.	RICE	26

#### TACKLES PER GAME

4.	Will Dunbar, UAB	(122) 12.2 tpg.
5.	Chris Chamberlain, TLS(165)	11.8 tpg.
t12.	C.J. Spillman, MAR (131)	10.9 tpg.
15.	Gerald McRath, USM(139)	10.7 tpg.
19.	Nelson Coleman, TLS(139)	9.9 tpg.

#### SOLO TACKLES

3.	Chris Chamberlain, TLS(104)	7.43 tpg.
7.	Will Dunbar, UAB	(69) 6.90 tpg.
t10.	Braxton Amy, UTEP (80)	6.67 tpg.
t16.	Andrew Sendejo, Rice(73)	6.08 tpg.
t19.	Sha'reff Rashad, UCF(84)	6.00 tpg.
t38.	Gerald McRath, USM (71)	5.46 tpg.

#### SACKS

t18.	Phillip Hunt, HOU	(10.5) 8.1 spg.
24.	UCF	(39.0) 2.79 spg.
38.	TULANE	(28.0) 2.33 spg.

#### TACKLES FOR LOSS

11.	Alain Karatepeyan, TLS(22)	1.57 tpg.
t19.	Phillip Hunt, HOU	(18) 1.38 tpg.
15.	EAST CAROLINA	(383) 7.54 tpg.
22.	UCF	(457) 7.21 tpg.
t31.	TULANE	(334) 7.00 tpg.

#### PASSES DEFENDED

t6.	Brandon King, Rice	(19) 1.58
t17.	Gary Anderson, Rice	(16) 1.33
22.	Joe Burnett, UCF	(18) 1.29
t23.	Josh Lumar, TLN	(15) 1.25
t29.	David Skehan, TLN	(14) 1.17
t29.	Quintin Demps, UTEP	(14) 1.17
t34.	Roy Roberts, TLS	(15) 1.15
t38.	Johneil Neal, UCF	(16) 1.14

#### FORCED FUMBLES

t23.	Brian Raines, Rice	(3) 0.27
t28.	Chinonso Echebelem, TLN	(3) 0.25
t28.	Reggie Scott, TLN	(3) 0.25
t28.	Rocky Schwartz, HOU	(3) 0.25
t28.	C.J. Spillman, MAR	(3) 0.25
t28.	Andrew Sendejo, Rice	(3) 0.25
t28.	Jeremy Jones, UTEP	(3) 0.25

#### FEWEST PENALTIES PER GAME

t18.	UCF	(74) 5.29 ppg.
t22.	SOUTHERN MISS	(71) 5.46 ppg.
t26.	RICE	(67) 5.58 ppg.
t40.	TULANE	(72) 6.00 ppg.

#### THIRD-DOWN EFFICIENCY

6.	TULSA	(99-of-205) 48.3
16.	HOUSTON	(91-of-197) 46.2
22.	SOUTHERN MISS	(89-of-198) 45.0
29.	MEMPHIS	(94-of-216) 43.5
37.	SMU	(77-of-181) 42.5

#### FOURTH-DOWN EFFICIENCY

11.	MEMPHIS	(16-of-24) 66.7
14.	TULANE	(9-of-14) 64.3
t24.	UCF	(11-of-18) 61.1
t57.	SOUTHERN MISS	(11-of-22) 50.0

## 2007 Stats - All Games

### INDIVIDUAL STATS

RUSHING						
G	ATT	YDS	AVG	TD	YDS/G	
SMITH, Kevin, UCF	14	450	2567	5.7	29	183.4
FORTE, Matt, TLN	12	361	2127	5.9	23	177.2
ALRIDGE, A., HOU	13	259	1597	6.2	14	122.8
FLETCHER, D., USM	13	295	1586	5.4	15	122.0
JOHNSON, Chris, ECU	13	236	1423	6.0	17	109.5
THOMAS, M., UTEP	11	227	1166	5.1	16	106.0
ADAMS, Tarrion, TLS	14	219	1225	5.6	8	87.5
DOSS, Joseph, MEM	12	174	806	4.6	5	67.2
WILLIS, Justin, SMU	12	179	713	4.0	3	59.4
MARSHALL, D., MAR	12	123	631	5.1	3	52.6

PASS EFFICIENCY								
G	ATT	CMP	INT	PCT	YDS	TD	EFF	
SMITH, Paul, TLS	14	544	327	19	60.1	5065	47	159.8
KEENUM, Case, HOU	13	273	187	10	68.5	2259	14	147.6
MORRIS, Bernard, MAR	12	398	253	10	63.6	3149	17	139.1
HANKINS, Martin, MEM	11	428	261	12	61.0	3220	25	137.8
VITTATOE, T., UTEP	12	407	224	7	55.0	3101	25	135.9
PINKNEY, Pat, ECU	13	200	121	4	60.5	1358	11	131.7
WILLIS, Justin, SMU	12	414	242	18	58.5	2944	25	129.4
ISRAEL, Kyle, UCF	14	298	174	11	58.4	2173	15	128.9
CLEMENT, C., RICE	12	508	300	16	59.1	3377	29	127.4
KASS, Rob, ECU	11	175	96	4	54.9	1164	9	123.1

TOTAL OFFENSE						
G	RUSH	PASS	PLAYS	TOTAL	YDS/G	
SMITH, Paul, TLS	14	119	5065	649	5184	370.3
CLEMENT, C., RICE	12	535	3377	652	3912	326.0
WILLIS, Justin, SMU	12	713	2944	593	3657	304.8
MORRIS, Bernard, MAR	12	488	3149	528	3637	303.1
HANKINS, Martin, MEM	11	-1	3220	463	3219	292.6
VITTATOE, T., UTEP	12	-132	3101	449	2969	247.4
KEENUM, Case, HOU	13	412	2259	376	2671	205.5
SMITH, Kevin, UCF	14	2567	0	450	2567	183.4
HUNT, S., UAB	12	287	1905	399	2192	182.7
YOUNG, Jeremy, USM	10	349	1464	305	1813	181.3

RECEPTIONS/GAME						
G	REC	YDS	TD	AVG/C	YDS/G	
VERY, Donnie, HOU	13	91	1456	7	16.0	7.00
DILLARD, Jarett, RICE	12	79	1057	14	13.4	6.58
SANDERS, E., SMU	12	74	889	9	12.0	6.17
SLATE, Cody, MAR	12	66	818	5	12.4	5.50
MOTURI, Jeff, UTEP	12	65	891	13	13.7	5.42
CALHOUN, Duke, MEM	12	62	890	5	14.4	5.17
JOHNSON, Trae, TLS	14	70	1088	13	15.5	5.00
CLAY, Charles, TLS	14	69	1024	7	14.8	4.93
HARVEY, Jeron, HOU	13	55	673	3	12.2	4.23
SAM, Lorne, UTEP	10	42	589	1	14.0	4.20

REC. YDS/GAME						
G	REC	YDS	TD	AVG/C	YDS/G	
VERY, Donnie, HOU	13	91	1456	7	16.0	112.0
MARION, Brennan, TLS	14	39	1244	11	31.9	88.9
DILLARD, Jarett, RICE	12	79	1057	14	13.4	88.1
JOHNSON, Trae, TLS	14	70	1088	13	15.5	77.7
MOTURI, Jeff, UTEP	12	65	891	13	13.7	74.2
CALHOUN, Duke, MEM	12	62	890	5	14.4	74.2
SANDERS, E., SMU	12	74	889	9	12.0	74.1
CLAY, Charles, TLS	14	69	1024	7	14.8	73.1
SLATE, Cody, MAR	12	66	818	5	12.4	68.2
WILLIAMS, J., TLN	12	46	773	5	16.8	64.4

ALL-PURPOSE							
G	Rush	Rcv	PR	KR	Yds	AVG/G	
JOHNSON, Chris, ECU	13	1423	528	0	1009	2960	227.7
FORTE, Matt, TLN	12	2127	282	0	11	2420	201.7
SMITH, Kevin, UCF	14	2567	242	0	0	2809	200.6
ALRIDGE, A., HOU	13	1597	428	0	233	2258	173.7
VERY, Donnie, HOU	13	0	1456	0	424	1880	144.6
FLETCHER, D., USM	13	1586	227	0	47	1860	143.1
THOMAS, M., UTEP	11	1166	268	0	23	1457	132.5
ADAMS, Tarrion, TLS	14	1225	301	0	36	1562	111.6
MARSHALL, D., MAR	12	631	119	0	556	1306	108.8
JOHNSON, Trae, TLS	14	0	1088	109	254	1451	103.6

INTERCEPTIONS					
G	INT	YDS	TD	INT/G	
NEAL, Johnell, UCF	13	6	159	1	0.46
SUMRALL, B., USM	13	6	101	1	0.46
BURNETT, Joe, UCF	14	6	40	0	0.43
DEMPS, Quintin, UTEP	12	5	220	2	0.42
SENDEJO, A., RICE	12	5	92	1	0.42
BROWN, C., UTEP	12	4	102	0	0.33
MCCANN, Bryan, SMU	12	4	63	0	0.33
SKEHAN, David, TLN	12	4	9	0	0.33
FONTENETTE, K., HOU	13	4	21	0	0.31
RASHAD, S., UCF	14	4	16	0	0.29

PUNT RETURNS					
G	RET	YDS	TD	AVG	
DEMPS, Quintin, UTEP	12	15	200	0	13.3
BURNETT, Joe, UCF	14	31	331	1	10.7
SANDERS, K., UAB	12	15	159	1	10.6
SANDERS, E., SMU	12	20	183	0	9.1
WILLIAMS, Teric, HOU	11	19	157	0	8.3
HARRIS, Dwayne, ECU	13	31	250	0	8.1
SHEPHERD, J., RICE	12	23	120	0	5.2

KICKOFF RETURNS					
G	RET	YDS	TD	AVG	
MARSHALL, D., MAR	12	19	556	1	29.3
FRANCIS, Curtis, UCF	14	22	643	1	29.2
JOHNSON, Chris, ECU	13	36	1009	1	28.0
ROBERTS, Roy, TLS	13	21	507	1	24.1
TUYO, Ade, TLN	12	30	697	0	23.2
HARRISON, Tory, USM	13	38	870	0	22.9
DEMPS, Quintin, UTEP	12	22	492	0	22.4
WILLIAMS, John, ECU	10	14	312	0	22.3
FORREST, F., UAB	12	26	573	1	22.0
ROUSE, Fred, UTEP	10	23	502	0	21.8

PUNTING				
G	PUNT	YDS	AVG	
MORSTEAD, T., SMU	12	57	2545	44.6
TURNER, Chase, HOU	13	45	1921	42.7
BAREFOOT, Britt, USM	13	48	2039	42.5
WATERS, S., UAB	12	69	2859	41.4
DODGE, Matt, ECU	13	80	3307	41.3
CLINGAN, Blake, UCF	13	59	2404	40.7
PETERSEN, K., UTEP	12	51	2075	40.7
SUTHERLAND, B., MEM	13	52	2115	40.7
BINSWANGER, A., MAR	12	44	1742	39.6
JUIST, Luke, RICE	12	67	2618	39.1

FIELD GOALS					
G	FG	FGA	PCT	FG/G	
WATERS, S., UAB	12	22	28	78.6	1.83
TORRES, Michael, UCF	13	20	24	83.3	1.54
MARTINEZ, J., UTEP	12	17	20	85.0	1.42
REAGAN, Matt, MEM	13	15	22	68.2	1.15
ESTES, Justin, USM	13	15	22	68.2	1.15
BINSWANGER, A., MAR	12	13	18	72.2	1.08
THEVENOT, Ross, TLN	12	13	18	72.2	1.08
MORSTEAD, T., SMU	12	13	20	65.0	1.08
LAWRENCE, T.J., HOU	13	13	22	59.1	1.00
HARTMAN, Ben, ECU	13	13	22	59.1	1.00



## 2007 Stats - All Games



SCORING	G	TD	XPT	FG	PTS	PTS/G
SMITH, Kevin, UCF	14	30	0	0	180	12.9
FORTE, Matt, TLN	12	23	0	0	140	11.7
JOHNSON, Chris, ECU	13	24	0	0	144	11.1
THOMAS, M., UTEP	11	18	0	0	108	9.8
ALRIDGE, A., HOU	13	19	0	0	114	8.8
TORRES, Michael UCF	13	0	50	20	110	8.5
MARTINEZ, J., UTEP	12	0	44	17	95	7.9
WATERS, S., UAB	12	0	21	22	87	7.2
LAWRENCE, T.J., HOU	13	0	54	13	93	7.2
FLETCHER, D., USM	13	15	0	0	92	7.1

TACKLES	G	UA	A	TOTAL	TPG
DUNBAR, W., UAB	10	69	53	122	12.2
CHAMBERLAIN, C., TLS	14	104	61	165	11.8
SPILLMAN, C.J., MAR	12	64	67	131	10.9
McRATH, Gerald, USM	13	71	68	139	10.7
COLEMAN, Nelson, TLS	14	71	68	139	9.9
AMY, Braxton, UTEP	12	82	30	112	9.3
HENDERSON, J., UAB	12	47	62	109	9.1
SENDEJO, A., RICE	12	73	34	107	8.9
LEE, Evan, TLN	12	49	50	99	8.2
HUDMAN, Bryce, SMU	10	54	28	82	8.2
KARATEPEYAN, A. TLS	14	76	38	114	8.1
ESKRIDGE, Van, ECU	13	55	49	104	8.0
SCHWARTZ, R., HOU	13	40	63	103	7.9
CROMARTIE-SMITH, UTEP	12	65	28	93	7.8
KASSER, Jake, MEM	13	56	44	100	7.7
JONES, Jeremy, UTEP	12	55	37	92	7.7
GOOSBY, Joe, TLN	12	61	30	91	7.6
SUMRALL, B., USM	13	64	34	98	7.5
KITCHENS, M., MAR	12	37	53	90	7.5
BELL, Pierre, ECU	13	45	52	97	7.5
RAINES, Brian, RICE	11	46	35	81	7.4
RASHAD, S., UCF	14	84	19	103	7.4
BONILLA, Will, SMU	12	54	28	82	6.8
VENSON, Jason, UCF	14	69	23	92	6.6
HICKS, Eddie, USM	13	55	29	84	6.5

SACKS	G	UA	A	TOTAL
HUNT, Phillip, HOU	13	8	5	10.5
KARATEPEYAN, A. TLS	14	8	2	9.0
CHATELAIN, M., USM	13	7	1	7.5
DOUZABLE, L., UCF	14	7	1	7.5
MILLER, Bruce, UCF	14	7	0	7.0
WILSON, C.J., ECU	13	6	2	7.0
PRINCE, M., USM	13	6	1	6.5
PAHULU, Brendan, HOU	12	5	3	6.5
HARRIS, Antonio, TLN	12	6	0	6.0
SOLOMON, Scott, RICE	11	4	1	4.5

TACKLES FOR LOSS	G	TOTAL	Avg.
KARATEPEYAN, A., TLS	14	22.0	1.57
HUNT, Phillip, HOU	13	18.0	1.38
CHATELAIN, M., USM	13	16.0	1.23
GERMANY, A., TLS	14	14.5	1.04
DOUZABLE, Leger, UCF	14	14.0	1.00
CHAMBERLAIN, C., TLS	14	12.5	0.89
McRATH, Gerald, USM	13	11.5	0.88
SLATE, Zack, ECU	13	11.5	0.88
SOLOMON, Scott, RICE	11	11.0	1.00
COTTON, Quentin, ECU	12	11.0	0.92

FUMBLES FORCED	G	TOTAL
RAINES, Brian, RICE	11	3
ECHEBELEM, C., TLN	12	3
SPILLMAN, C.J., MAR	12	3
JONES, Jeremy, UTEP	12	3
SCOTT, Reggie, TLN	12	3
SENDEJO, Andrew, RICE	12	3
SCHWARTZ, Rocky, HOU	13	3
SUMRALL, B., USM	13	3
CHAMBERLAIN, Chris, TLS	14	3
HURST, Damon, SMU	10	2

PASS BREAKUPS	G	TOTAL
KING, Brandon, RICE	12	19
BURNETT, Joe, UCF	14	18
ANDERSON, Gary, RICE	12	16
NEAL, Johnell, UCF	13	16
LUMAR, Josh, TLN	12	15
ROBERTS, Roy, TLS	13	15
SKEHAN, David, TLN	12	14
DEMPS, Quintin, UTEP	12	14
SUMRALL, B., USM	13	14
BROWN, Cornelius, UTEP	12	13

TEAM STATS	G	ATT	YDS	AVG	TD	YDS/G
<b>RUSHING OFFENSE</b>						
UCF	14	670	3287	4.9	41	234.8
Houston	13	599	2911	4.9	32	223.9
Southern Miss	13	566	2621	4.6	30	201.6
Tulane	12	489	2412	4.9	26	201.0
East Carolina	13	484	2378	4.9	29	182.9
Tulsa	14	562	2421	4.3	28	172.9
SMU	12	469	2056	4.4	15	171.3
UTEP	12	416	1772	4.3	20	147.7
Marshall	12	408	1701	4.2	19	141.8
Memphis	13	466	1792	3.8	13	137.8
Rice	12	383	1331	3.5	20	110.9
UAB	12	358	1323	3.7	6	110.2

PASS OFFENSE	G	ATT	CMP	INT	PCT	YDS	AVG	TD	YDS/G
Tulsa	14	564	336	19	59.6	5194	9.2	49	371.0
Memphis	13	551	323	12	58.6	3975	7.2	33	305.8
Rice	12	526	311	17	59.1	3517	6.7	29	293.1
Houston	13	437	291	15	66.6	3614	8.3	24	278.0
UTEP	12	440	242	9	55.0	3302	7.5	28	275.2
Marshall	12	432	266	13	61.6	3253	7.5	17	271.1
SMU	12	432	250	19	57.9	3025	7.0	26	252.1
UAB	12	448	220	15	49.1	2584	5.8	15	215.3
East Carolina	13	395	224	9	56.7	2633	6.7	21	202.5
Tulane	12	360	184	12	51.1	2339	6.5	10	194.9
Southern Miss	13	380	217	16	57.1	2445	6.4	14	188.1
UCF	14	346	198	12	57.2	2476	7.2	15	176.9

### 2007 Stats - All Games

TOTAL OFFENSE	G	RSH	PS	PLYS	YDS	AVG/P	TD	YDS/G
Tulsa	14	2421	5194	1126	7615	6.8	77	543.9
Houston	13	2911	3614	1036	6525	6.3	56	501.9
Memphis	13	1792	3975	1017	5767	5.7	46	443.6
SMU	12	2056	3025	901	5081	5.6	41	423.4
UTEP	12	1772	3302	856	5074	5.9	48	422.8
Marshall	12	1701	3253	840	4954	5.9	36	412.8
UCF	14	3287	2476	1016	5763	5.7	56	411.6
Rice	12	1331	3517	909	4848	5.3	49	404.0
Tulane	12	2412	2339	849	4751	5.6	36	395.9
Southern Miss	13	2621	2445	946	5066	5.4	44	389.7
East Carolina	13	2378	2633	879	5011	5.7	50	385.5
UAB	12	1323	2584	806	3907	4.8	21	325.6

SCORING OFFENSE	TD	XP	2XP	DXP	FG	SAF	PTS	AVG
Tulsa	79	73	2	1	7	1	576	41.1
UCF	62	58	1	0	22	2	502	35.9
Houston	59	54	1	0	13	0	449	34.5
UTEP	51	44	1	0	17	0	403	33.6
Rice	51	46	1	1	7	0	377	31.4
East Carolina	52	50	0	1	13	0	403	31.0
Memphis	47	37	5	0	17	0	380	29.2
SMU	43	43	0	0	13	0	340	28.3
Southern Miss	45	39	2	0	16	0	361	27.8
Marshall	37	33	1	0	13	1	298	24.8
Tulane	36	34	1	0	13	1	293	24.4
UAB	24	21	1	0	22	1	235	19.6

PUNT RETURNS	G	RET	YDS	TD	AVG
UTEP	12	22	299	0	13.6
UCF	14	33	388	2	11.8
UAB	12	21	242	1	11.5
Memphis	13	14	131	0	9.4
Marshall	12	12	110	0	9.2
Tulsa	14	14	123	0	8.8
Houston	13	28	246	0	8.8
SMU	12	25	216	0	8.6
East Carolina	13	34	258	0	7.6
Southern Miss	13	24	159	0	6.6
Rice	12	24	125	0	5.2
Tulane	12	18	79	0	4.4

KICKOFF RETURNS	G	RET	YDS	TD	AVG
East Carolina	13	62	1506	1	24.3
UCF	14	63	1479	2	23.5
Memphis	13	69	1525	0	22.1
Southern Miss	13	52	1136	0	21.8
Marshall	12	69	1492	1	21.6
Houston	13	57	1192	1	20.9
UAB	12	74	1514	1	20.5
Tulsa	14	69	1409	1	20.4
UTEP	12	65	1327	0	20.4
Tulane	12	62	1147	0	18.5
SMU	12	70	1292	0	18.5
Rice	12	67	1223	0	18.3

RUSHING DEFENSE	G	RUSH	YDS	AVG	TD	YDS/G
Tulane	12	409	1591	3.9	17	132.6
UCF	14	497	1864	3.8	15	133.1
Southern Miss	13	454	1746	3.8	15	134.3
Houston	13	474	1818	3.8	21	139.8
East Carolina	13	472	1848	3.9	15	142.2
Tulsa	14	586	2593	4.4	28	185.2
Marshall	12	476	2292	4.8	27	191.0
SMU	12	470	2367	5.0	31	197.2
Rice	12	501	2381	4.8	30	198.4
Memphis	13	517	2632	5.1	27	202.5
UTEP	12	503	2435	4.8	26	202.9
UAB	12	540	3082	5.7	33	256.8

PASS EFF. DEF.	ATT	CMP	INT	PCT	YDS	TD	EFF
UCF	528	290	24	54.9	3266	26	114.0
Southern Miss	439	250	17	56.9	3017	24	125.0
Houston	390	203	14	52.1	2935	28	131.8
UAB	360	211	10	58.6	2769	18	134.2
East Carolina	520	334	17	64.2	3757	26	134.9
SMU	490	306	12	62.4	3617	28	138.4
Tulsa	486	292	11	60.1	3733	28	139.1
UTEP	470	291	18	61.9	3622	29	139.4
Memphis	415	262	13	63.1	3107	25	139.6
Marshall	396	253	4	63.9	3118	23	147.2
Tulane	431	280	8	65.0	3452	26	148.4
Rice	438	254	12	58.0	3749	37	152.3

TOTAL DEFENSE	RSH	PS	PLYS	YDS	AVG/P	TD	YDS/G
Houston	1818	2935	864	4753	5.5	49	365.6
Southern Miss	1746	3017	893	4763	5.3	39	366.4
UCF	1864	3266	1025	5130	5.0	41	366.4
Tulane	1591	3452	840	5043	6.0	43	420.2
East Carolina	1848	3757	992	5605	5.7	41	431.2
Memphis	2632	3107	932	5739	6.2	52	441.5
Marshall	2292	3118	872	5410	6.2	50	450.8
Tulsa	2593	3733	1072	6326	5.9	56	451.9
UAB	3082	2769	900	5851	6.5	51	487.6
SMU	2367	3617	960	5984	6.2	59	498.7
UTEP	2435	3622	973	6057	6.2	55	504.8
Rice	2381	3749	939	6130	6.5	67	510.8

SCORING DEFENSE	TD	XP	2XP	DXP	FG	Saf	Pts	Avg/G
Southern Miss	39	37	1	0	13	1	314	24.2
UCF	44	38	0	0	22	2	372	26.6
Houston	49	45	1	0	12	1	379	29.2
East Carolina	48	40	2	0	21	0	395	30.4
Tulane	47	45	0	0	16	0	375	31.2
Memphis	56	51	1	0	10	0	419	32.2
Tulsa	60	53	2	1	16	0	467	33.4
Marshall	52	46	3	0	15	1	411	34.2
UAB	53	50	1	0	17	0	421	35.1
UTEP	57	49	1	2	16	0	445	37.1
SMU	65	61	1	0	8	0	477	39.8
Rice	68	61	4	0	12	1	515	42.9

TURNOVER MARGIN	(Gained)			(Lost)			TOT	MAR
	FUM	INT	TOT	FUM	INT	TOT		
East Carolina	14	17	31	5	9	14		+17
Memphis	13	13	26	4	12	16		+10
UTEP	11	18	29	11	9	20		+9
UCF	4	24	28	15	12	27		+1
Southern Miss	11	17	28	13	16	29		-1
Rice	14	12	26	11	17	28		-2
Tulane	11	8	19	10	12	22		-3
UAB	5	10	15	5	15	20		-5
Tulsa	13	11	24	11	19	30		-6
Houston	9	14	23	15	15	30		-7
SMU	10	12	22	12	19	31		-9
Marshall	3	4	7	4	13	17		-10

PUNTING	PUNTS	AVG	PR	AVG	YDS/P
SMU	58	43.9	184	3.2	39.3
Southern Miss	49	41.9	159	3.2	37.0
UCF	63	40.6	207	3.3	36.3
UAB	69	41.4	260	3.8	35.6
UTEP	58	40.7	205	3.5	35.4
Marshall	61	38.7	199	3.3	33.8
Tulsa	61	39.1	292	4.8	33.3
Tulane	75	38.3	287	3.8	33.2
East Carolina	82	40.3	400	4.9	32.8
Rice	69	37.9	288	4.2	31.7
Houston	52	40.3	394	7.6	31.2
Memphis	62	37.6	302	4.9	31.1



### 2007 Stats - All Games

FIELD GOALS	G	MADE	ATT	PCT.
UTEP	12	17	20	.850
UCF	14	22	26	.846
UAB	12	22	28	.786
Marshall	12	13	18	.722
Tulane	12	13	18	.722
Southern Miss	13	16	23	.696
Memphis	13	17	25	.680
SMU	12	13	20	.650
Houston	13	13	22	.591
East Carolina	13	13	22	.591
Tulsa	14	7	12	.583
Rice	12	7	12	.583

PAT KICKING	G	MADE	ATT	PCT.
East Carolina	13	50	50	1.000
SMU	12	43	43	1.000
Tulane	12	34	34	1.000
Rice	12	46	47	.979
UCF	14	58	60	.967
Tulsa	14	73	76	.961
UTEP	12	44	46	.957
Southern Miss	13	39	41	.951
Houston	13	54	57	.947
Marshall	12	33	35	.943
Memphis	13	37	40	.925
UAB	12	21	23	.913

FIRST DOWNS	G	RUSH	PASS	PEN	TOTAL
Tulsa	14	136	220	21	377
Houston	13	168	144	21	333
Memphis	13	115	165	29	309
UCF	14	151	118	24	293
SMU	12	113	137	31	281
Rice	12	87	163	29	279
Southern Miss	13	152	100	21	274
UTEP	12	93	144	19	256
Marshall	12	92	150	14	256
East Carolina	13	117	108	21	246
Tulane	12	120	89	12	221
UAB	12	63	118	30	211

3RD-DN CONVERSIONS	G	MADE	ATT	PCT.
Tulsa	14	99	205	48.3
Houston	13	91	197	46.2
Southern Miss	13	89	198	44.9
Memphis	13	94	216	43.5
SMU	12	77	181	42.5
Rice	12	70	173	40.5
Tulane	12	77	191	40.3
UTEP	12	70	174	40.2
East Carolina	13	71	182	39.0
UCF	14	77	199	38.7
Marshall	12	63	163	38.7
UAB	12	65	184	35.3


4TH-DN CONVERSIONS	G	MADE	ATT	PCT.
Memphis	13	16	24	66.7
Tulane	12	9	14	64.3
UCF	14	11	18	61.1
UAB	12	8	15	53.3
Houston	13	13	25	52.0
Southern Miss	13	11	22	50.0
Rice	12	8	18	44.4
Tulsa	14	10	23	43.5
Marshall	12	5	12	41.7
SMU	12	6	16	37.5
UTEP	12	8	22	36.4
East Carolina	13	4	12	33.3

PENALTIES	G	NO	YDS	AVG/G
Rice	12	67	524	43.7
UCF	14	74	665	47.5
UAB	12	75	611	50.9
Southern Miss	13	71	700	53.8
Tulane	12	72	654	54.5
Memphis	13	86	713	54.8
Tulsa	14	86	787	56.2
Marshall	12	83	695	57.9
East Carolina	13	104	827	63.6
UTEP	12	86	797	66.4
Houston	13	101	880	67.7
SMU	12	92	847	70.6




With 18 career receiving TDs, junior wide receiver **Emmanuel Sanders** enters the season with a good shot at breaking SMU's all-time record of 25 (Emanuel Tolbert, 1976-79).

### 2007 Superlative Stats - All Games



East Carolina strong safety **Van Eskridge** was a second team All-Conference USA selection after leading the team with 104 tackles (55 solo). He also had 6.5 tackles for loss, an interception and a fumble return for a touchdown.



Senior DE **Phillip Hunt** is a member of the Lombardi Award preseason watch list. Hunt was a one-man wrecking crew on the Cougar defense, as his 10.5 sacks were tops in Conference USA and his 18 tackles for loss ranked second. Hunt was a first-team All-Conference selection and finished with 49 total tackles and a nation's best 10 pass breakups for a defensive lineman.

#### INDIVIDUAL GAME HIGHS

Points scored	30	Matt Forte', Tulane vs. Southeastern La., Sept 22, 2007
	30	Matt Forte', Tulane at Rice (Nov 17, 2007)
Touchdowns scored	5	Matt Forte', Tulane vs. Southeastern La., Sept 22, 2007
	5	Matt Forte', Tulane at Rice (Nov 17, 2007)
TD responsibility	8	Chase Clement, Rice vs. UTEP, Nov 3, 2007 [2r, 6p]
Points scored kicking	18	Jose Martinez, UTEP vs. East Carolina, Oct. 13, 2007 [5fg, 3pat]
Total offense yards	601	Chase Clement, Rice vs. Tulsa, Nov 24, 2007 [60r, 541p]
Total offense plays	83	Chase Clement, Rice vs. Tulsa, Nov 24, 2007 [17r, 66p]
Total offense yards/play	48.7	Dwayne Harris, East Carolina at UTEP, Oct 13, 2007 [3-146]
Rushing yards	342	Matt Forte', Tulane at SMU, Oct 20, 2007
Rushing attempts	46	Kevin Smith, UCF vs. UTEP, Nov 24, 2007
Yards per rush	33.0	Dwayne Harris, East Carolina at UTEP, Oct 13, 2007 [2-66]
Rushing TDs	5	Matt Forte', Tulane vs. Southeastern La., Sept 22, 2007
	5	Matt Forte', Tulane at Rice, Nov 17, 2007
Longest rush	87	Kevin Smith, UCF vs. Marshall, Nov. 3, 2007
Passing yards	541	Chase Clement, Rice vs. Tulsa, Nov 24, 2007
Passing attempts	66	Chase Clement, Rice vs. Tulsa, Nov 24, 2007
Passing TDs	6	Chase Clement, Rice vs. UTEP, Nov 3, 2007
Longest pass	86	Case Keenum, Houston at Oregon, Sept. 1, 2007
Passes completed	41	Martin Hankins, Memphis vs. Ole Miss, Sept. 1, 2007
Had intercepted	4	Martin Hankins, Memphis vs. Ole Miss, Sept. 1, 2007
Receiving yards	346	Donnie Avery, Houston vs. Rice, Oct 13, 2007
Receptions	13	Donnie Avery, Houston vs. Rice, Oct 13, 2007
	13	Jarett Dillard, Rice at SMU, Nov 10, 2007
	13	Emmanuel Sanders, SMU at Memphis, Nov 24, 2007
Yards per catch	57.0	Brennan Marion, Tulsa vs. BYU, Sept. 15, 2007 [3-171]
	57.0	Brennan Marion, Tulsa vs. Marshall, Oct 13, 2007 [2-114]
Receiving TDs	3	5 tied with
Longest reception	86	Anthony Alridge, Houston at Oregon, Sept. 1, 2007
Field goal attempts	5	4 tied with
Field goals made	5	Swayze Waters, UAB vs. Alcorn State, Sept. 15, 2007
	5	Jose Martinez, UTEP vs. East Carolina, Oct 13, 2007
	5	Jose Martinez, UTEP vs. Houston, Oct 27, 2007
Longest field goal	57	Blake Clingan, UCF at USF, Oct. 13, 2007
Punts	11	Blake Clingan, UCF at USF, Oct. 13, 2007
Yards punted	463	Blake Clingan, UCF at USF, Oct. 13, 2007 [11-463]
Longest punt	74	Luke Juist, Rice at Houston, Oct 13, 2007
Punting avg	55.6	Thomas Morstead, SMU vs. North Texas, Sept. 8, 2007 [5-278]
Punt returns	7	Brandon Sumrall, Southern Miss at UAB, Nov. 3, 2007
Punt return yards	96	Dwayne Harris, East Carolina vs. UAB, Oct. 27, 2007
Longest punt return	83	Joe Burnett, UCF vs. Tulsa, Dec. 1, 2007
Punt return TDs	1	3 tied with
Punt return avg	39.5	Kevin Sanders, UAB at Marshall, Nov. 24, 2007, [2-79]
Kick returns	8	Michael Grandberry, Memphis at UCF, Sept. 22, 2007
Kick return yards	203	Curtis Francis, UCF at East Carolina, Oct. 6, 2007
Kick return avg	57.0	Roy Roberts, Tulsa at Tulane, Nov. 3, 2007, [2-114]
Longest kick return	100	Donnie Avery, Houston vs. East Carolina, Sept. 29, 2007
Kick return TDs	1	seven tied with
Interceptions	2	seven tied with
Interception return yds.	100	Quintin Demps, UTEP at New Mexico State, Sept. 15, 2007
	100	Quintin Demps, UTEP at UCF, Nov. 24, 2007
Interception return avg.	41.0	Brandon Sumrall, Southern Miss vs. Memphis, Nov 10, 2007 [2-82]
Longest interception rtn.	100	Quintin Demps, UTEP at New Mexico State, Sept. 15, 2007
	100	Quintin Demps, UTEP at UCF, Nov. 24, 2007
Interception return TDs.	1	12 tied with
All-purpose yards	427	Donnie Avery, Houston vs. Rice, Oct. 13, 2007
Tackles	26	Bryce Hudman, SMU at Arkansas State, Sept. 15, 2007 [14-12]
Sacks	3	Antonio Harris, Tulane vs. Southeastern La., Sept. 22, 2007 [3-0]
Tackles for loss	5.5	Chris Chamberlain, Tulsa vs. Bowling Green, Jan. 6, 2008 [5-1]




### 2007 Superlative Stats - All Games

#### TEAM GAME HIGHS

Points	63	Tulsa vs. Bowling Green, Jan. 6, 2008
Points scored kicking	18	UTEP vs. East Carolina, Oct. 13, 2007 [5fg,3pat]
Touchdowns	9	Houston vs. Texas Southern, Nov. 24, 2007
	9	Tulsa vs. Bowling Green, Jan. 6, 2008
Total offense yards	748	Houston vs. Rice, Oct. 13, 2007, [274r,474p]
Total offense plays	108	Memphis vs. SMU, Nov. 24, 2007, [47r,61p]
Total offense yards/play	9.2	Houston vs. Rice, Oct 13, 2007 [81-748]
Rushing yards	491	East Carolina at Memphis, Nov. 3, 2007
Rushing attempts	62	Southern Miss at UTEP, Nov. 17, 2007
Yards per rush	11.2	East Carolina at Memphis, Nov. 3, 2007, [44-491]
Rushing TDs	7	UCF vs. Memphis, Sept. 22, 2007
	7	Houston vs. Texas Southern, Nov 24, 2007
Longest rush	87	UCF vs. Marshall, Nov. 3, 2007
Passing yards	541	Rice vs. Tulsa, Nov. 24, 2007
Passing attempts	67	Rice vs. Tulsa, Nov. 24, 2007
Passing TDs	6	Rice vs. UTEP, Nov. 3, 2007
	6	Tulsa vs. Bowling Green, Jan. 6, 2008
Longest pass	86	Houston at Oregon, Sept. 1, 2007
Passes completed	41	Memphis vs. Ole Miss, Sept. 1, 2007
Had intercepted	4	six tied with
Pass completion pct.	83.3	Houston vs. Texas Southern, Nov. 24, 2007 [20-24]
Yards per catch	22.3	Tulsa vs. BYU, Sept. 15, 2007 [22-490]
Field goal attempts	5	five tied with
Field goals made	5	UAB vs. Alcorn State, Sept. 15, 2007
	5	UTEP vs. East Carolina, Oct. 13, 2007
Longest field goal	57	UTEP vs. Houston, Oct. 27, 2007
PAT kicks attempted	9	Tulsa vs. Bowling Green, Jan. 6, 2008
PAT kicks made	9	Tulsa vs. Bowling Green, Jan. 6, 2008
2-point PAT attempts	3	Southern Miss vs. Rice, Oct. 3, 2007
2-point PATs made	2	Southern Miss vs. Rice, Oct. 3, 2007
Punts	11	UCF at USF, Oct. 13, 2007
Longest punt	74	Rice at Houston, Oct. 13, 2007
Yards punted	463	UCF at USF, Oct. 13, 2007 [11-463]
Punting avg.	55.6	SMU vs. North Texas, Sept. 8, 2007 [5-278]
Punt returns	7	Southern Miss at UAB, Nov. 3, 2007
Punt return yards	117	UTEP vs. Texas Southern, Sept. 22, 2007
Punt return avg.	39.5	UAB at Marshall, Nov. 24, 2007 [2-79]
Punt return TDs	1	three tied with
Longest punt return	83	UCF vs. Tulsa, Dec. 1, 2007
Kick returns	10	UAB at Michigan State, Sept. 1, 2007
	10	UCF at USF, Oct. 13, 2007
Kick return yards	240	UCF at East Carolina, Oct. 6, 2007
Kick return avg.	57.0	Tulsa at Tulane, Nov. 3, 2007 [2-114]
Longest kick return	100	Houston vs. East Carolina, Sept. 29, 2007
Kick return TDs	1	seven tied with
Interceptions	4	UTEP vs. Texas Southern, Sept. 22, 2007
Interception return yds.	125	Rice at Southern Miss, Oct. 3, 2007
Interception return avg.	41.0	Southern Miss vs. Memphis, Nov. 10, 2007 [2-82]
Longest interception rtn.	100	UTEP at New Mexico State, Sept. 15, 2007
	100	UTEP at UCF, Nov. 24, 2007
Interception return TDs.	2	Rice at SMU, Nov. 10, 2007
Fumbles lost	4	Rice vs. UTEP, Nov. 3, 2007
Fumbles recovered	4	UTEP at Rice, Nov. 3, 2007
	4	Tulsa vs. Bowling Green, Jan. 6, 2008
Sacked by opp.	7	Marshall at UCF, Nov. 3, 2007
QB sacks	7	UCF vs. Marshall, Nov. 3, 2007
Turnovers committed	7	Southern Miss vs. Rice, Oct. 3, 2007
	7	Rice vs. UTEP, Nov. 3, 2007
Turnovers caused	7	Rice at Southern Miss, Oct. 3, 2007
	7	UTEP at Rice, Nov. 3, 2007
Kicks blocked	2	Marshall vs. Southern Miss, Oct. 21, 2007
First downs	38	Rice vs. Tulsa, Nov. 24, 2007
1st downs rushing	21	Houston at UAB, Oct. 20, 2007
1st downs passing	27	Rice vs. Tulsa, Nov. 24, 2007
1st downs by penalty	7	Rice vs. Texas Tech, Sept. 15, 2007
Penalties	13	Marshall at Cincinnati, Sept. 22, 2007
	13	SMU vs. Rice, Nov. 10, 2007
Penalties yards	129	SMU vs. RICE, Nov. 10, 2007



UCF DB **Joe Burnett** ranks second on the UCF career charts with 12 picks, which is tied for second among active returning players in the NCAA FBS. Burnett had six picks in 2007.



Tulsa receivers **Trae Johnson** (above) and **Charles Clay** became the first freshmen in school history to surpass 1,000 career receiving yards.

### 2007 Stats - Conference USA Games

#### INDIVIDUAL STATS

RUSHING						
G	ATT	YDS	AVG	TD	YDS/G	
SMITH, Kevin, UCF	8	263	1520	5.8	18	190.0
FORTE, Matt, TLN	8	259	1502	5.8	15	187.8
ALRIDGE, A., HOU	8	179	1044	5.8	11	130.5
FLETCHER, D., USM	8	188	1022	5.4	12	127.8
JOHNSON, Chris, ECU	8	157	1014	6.5	12	126.8
THOMAS, M., UTEP	8	173	902	5.2	11	112.8
ADAMS, Tarrion, TLS	8	112	703	6.3	3	87.9
DOSS, Joseph, MEM	8	118	591	5.0	3	73.9
CLEMENT, C., RICE	8	90	481	5.3	6	60.1
WILLIS, Justin, SMU	8	120	461	3.8	3	57.6

PASS EFFICIENCY							
G	ATT	CMP	INT	PCT	YDS	TD	EFF
ISRAEL, Kyle, UCF	8	180	121	6	67.2	1564	13 157.4
SMITH, Paul, TLS	8	314	185	12	58.9	2826	27 155.2
KEENUM, Case, HOU	8	160	113	7	70.6	1295	8 146.4
HANKINS, Martin, MEM	7	286	169	7	59.1	2188	18 139.2
WILLIS, Justin, SMU	8	265	157	12	59.2	1999	19 137.2
VITTATOE, T., UTEP	8	317	181	6	57.1	2380	20 137.2
CLEMENT, C., RICE	8	386	231	9	59.8	2637	26 134.8
MORRIS, B., MAR	8	271	167	6	61.6	2062	10 133.3
KASS, Rob, ECU	7	119	65	3	54.6	863	8 132.7
SCELFO, Anthony, TLN	8	147	80	5	54.4	1096	6 123.7

TOTAL OFFENSE						
G	RUSH	PASS	PLAYS	TOTAL	YDS/G	
CLEMENT, C., RICE	8	481	2637	476	3118	389.8
SMITH, Paul, TLS	8	143	2826	371	2969	371.1
HANKINS, Martin, MEM	7	-19	2188	314	2169	309.9
MORRIS, Bernard, MAR	8	414	2062	357	2476	309.5
WILLIS, Justin, SMU	8	461	1999	385	2460	307.5
VITTATOE, T., UTEP	8	-146	2380	346	2234	279.2
ISRAEL, Kyle, UCF	8	134	1564	227	1698	212.2
KEENUM, Case, HOU	8	265	1295	217	1560	195.0
SMITH, Kevin, UCF	8	1520	0	263	1520	190.0
FORTE, Matt, TLN	8	1502	4	266	1506	188.2

RECEPTIONS/GAME						
G	REC	YDS	TD	AVG/C	YDS/G	
DILLARD, J., RICE	8	60	803	13	13.4	7.50
AVERY, Donnie, HOU	8	58	947	5	16.3	7.25
MOTURI, Jeff, UTEP	8	52	678	9	13.0	6.50
CALHOUN, Duke, MEM	7	41	687	3	16.8	5.86
SANDERS, E., SMU	8	46	591	7	12.8	5.75
SAM, Lorne, UTEP	6	34	451	1	13.3	5.67
CASEY, James, RICE	8	45	569	4	12.6	5.62
JOHNSON, Trae, TLS	8	43	605	7	14.1	5.38
SLATE, Cody, MAR	8	41	497	3	12.1	5.12
WILLIAMS, J., TLN	8	38	636	5	16.7	4.75

REC. YDS/GAME						
G	REC	YDS	TD	AVG/C	YDS/G	
AVERY, Donnie, HOU	8	58	947	5	16.3	118.4
MARION, Brennan, TLS	8	26	819	8	31.5	102.4
DILLARD, Jarett, RICE	8	60	803	13	13.4	100.4
CALHOUN, Duke, MEM	7	41	687	3	16.8	98.1
MOTURI, Jeff, UTEP	8	52	678	9	13.0	84.8
WILLIAMS, J., TLN	8	38	636	5	16.7	79.5
JOHNSON, Trae, TLS	8	43	605	7	14.1	75.6
SAM, Lorne, UTEP	6	34	451	1	13.3	75.2
SANDERS, E., SMU	8	46	591	7	12.8	73.9
CASEY, James, RICE	8	45	569	4	12.6	71.1

ALL-PURPOSE						
G	Rush	Rcv	PR	KR	Yds	Avg/G
JOHNSON, Chris, ECU	8	1014	325	0	565	1904 238.0
FORTE, Matt, TLN	8	1502	158	0	0	1660 207.5
SMITH, Kevin, UCF	8	1520	128	0	0	1648 206.0
ALRIDGE, A., HOU	8	1044	230	0	63	1337 167.1
AVERY, Donnie, HOU	8	0	947	0	307	1254 156.8
FLETCHER, D., USM	8	1022	143	0	47	1212 151.5
THOMAS, M., UTEP	8	902	250	0	23	1175 146.9
SAM, Lorne, UTEP	6	287	451	0	0	738 123.0
JOHNSON, Trae, TLS	8	0	605	90	254	949 118.6
ADAMS, Tarrion, TLS	8	703	130	0	36	869 108.6

INTERCEPTIONS					
G	INT	YDS	TD	INT/G	
SUMRALL, B., USM	8	4	101	1	0.50
SENDEJO, A., RICE	8	4	65	1	0.50
BURNETT, Joe, UCF	8	4	35	0	0.50
RASHAD, S., UCF	8	4	16	0	0.50
NEAL, Johnell, UCF	8	3	136	1	0.38
DEMPS, Q., UTEP	8	3	103	1	0.38
BROWN, C., UTEP	8	3	59	0	0.38
AMY, Braxton, UTEP	8	3	42	0	0.38
KING, Brandon, RICE	8	3	29	1	0.38
FONTENETTE, HOU	8	3	19	0	0.38

PUNT RETURNS					
G	RET	YDS	TD	AVG	
DEMPS, Quintin, UTEP	8	11	153	0	13.9
BURNETT, Joe, UCF	8	15	161	0	10.7
SANDERS, E., SMU	8	12	126	0	10.5
HARRIS, Dwayne, ECU	8	23	215	0	9.3
WILLIAMS, T., HOU	7	9	82	0	9.1
SHEPHERD, J., RICE	8	18	91	0	5.1
SUMRALL, B., USM	8	12	54	0	4.5

KICKOFF RETURNS					
G	RET	YDS	TD	AVG	
FRANCIS, C., UCF	8	12	390	1	32.5
AVERY, Donnie, HOU	8	10	307	1	30.7
JOHNSON, Chris, ECU	8	19	565	1	29.7
MARSHALL, D., MAR	8	11	315	1	28.6
GRANDBERRY, MEM	8	36	844	0	23.4
JOHNSON, Trae, TLS	8	11	254	0	23.1
TUYO, Ade, TLN	8	27	606	0	22.4
DEMPS, Quintin, UTEP	8	18	397	0	22.1
EDMONSON, C., MAR	7	11	235	0	21.4
HARRISON, Tory, USM	8	20	426	0	21.3

PUNTING			
G	PUNT	YDS	AVG
MORSTEAD, T., SMU	8	34	1500 44.1
TURNER, Chase, HOU	8	27	1145 42.4
BAREFOOT, Britt, USM	8	28	1171 41.8
WATERS, S., UAB	8	45	1873 41.6
SUTHERLAND, MEM	8	29	1162 40.1
DODGE, Matt, ECU	8	44	1741 39.6
SUCH, Michael, TLS	8	24	948 39.5
JUIST, Luke, RICE	8	43	1671 38.9
deROCHEMONT, TLN	7	30	1162 38.7
BINSWANGER, MAR	8	19	735 38.7

FIELD GOALS				
G	FG	FGA	PCT	FG/G
REAGAN, Matt, MEM	8	14	18	77.8 1.75
MARTINEZ, J., UTEP	8	13	15	86.7 1.62
TORRES, Michael, UCF	7	11	12	91.7 1.57
THEVENOT, Ross, TLN	8	11	14	78.6 1.38
WATERS, S., UAB	8	11	15	73.3 1.38
BINSWANGER, MAR	8	9	12	75.0 1.12
MORSTEAD, T., SMU	8	9	16	56.2 1.12
ESTES, Justin, USM	8	8	12	66.7 1.00
HARTMAN, Ben, ECU	8	7	13	53.8 0.88
LAWRENCE, T.J., HOU	8	7	14	50.0 0.88

SCORING					
G	TD	XPT	FG	PTS	PTS/G
SMITH, Kevin, UCF	8	19	0	0	114 14.2
JOHNSON, Chris, ECU	8	16	0	0	96 12.0
FORTE, Matt, TLN	8	15	1	0	92 11.5
ALRIDGE, A., HOU	8	14	0	0	84 10.5
DILLARD, Jarett, RICE	8	13	0	0	78 9.8
THOMAS, M., UTEP	8	13	0	0	78 9.8
FLETCHER, D., USM	8	12	1	0	74 9.2
SINGLETON, C., MEM	8	10	3	0	66 8.2
SMITH, Paul, TLS	8	10	1	0	62 7.8
MOTURI, Jeff, UTEP	8	9	0	0	54 6.8



### 2007 Stats - Conference USA Games



TACKLES	G	UA	A	TOTAL	TPG
CHAMBERLAIN, C., TLS	8	63	42	105	13.1
DUNBAR, W., UAB	8	56	38	94	11.8
COLEMAN, Nelson, TLS	8	46	47	93	11.6
SPILLMAN, C.J., MAR	8	41	43	84	10.5
SENDEJO, A., RICE	8	53	28	81	10.1
HENDERSON, J., UAB	8	34	47	81	10.1
McRATH, Gerald, USM	8	39	36	75	9.4
AMY, Braxton, UTEP	8	55	15	70	8.8
KASSER, Jake, MEM	8	42	27	69	8.6
JAMES, Vernon, RICE	8	41	24	65	8.1
JONES, Jeremy, UTEP	8	44	19	63	7.9
CROMARTIE-SMITH, UTEP	8	48	15	63	7.9
LEE, Evan, TLN	8	36	26	62	7.8
ESKRIDGE, Van, ECU	8	28	34	62	7.8
SUMRALL, B., USM	8	37	24	61	7.6
KARATEPEYAN, A., TLS	8	41	17	58	7.2
SCHWARTZ, R., HOU	8	23	35	58	7.2
MCCRAY, Wilton, SMU	8	41	16	57	7.1
RASHAD, S., UCF	8	47	9	56	7.0
LOWERY, Devin, SMU	6	34	8	42	7.0
KITCHENS, M., MAR	8	31	24	55	6.9
CRAVER, Steve, TLS	8	36	19	55	6.9
BELL, Pierre, ECU	8	26	29	55	6.9
GOOSBY, Joe, TLN	8	42	13	55	6.9
HARVEY, Mario, MAR	7	27	21	48	6.9

SACKS	G	UA	A	TOTAL
HUNT, Phillip, HOU	8	5	3	6.5
CHATELAIN, M., USM	8	5	1	5.5
PRINCE, M., USM	8	5	1	5.5
DOUZABLE, Leger, UCF	8	5	1	5.5
MILLER, Bruce, UCF	8	5	0	5.0
KARATEPEYAN, TLS	8	5	0	5.0
WILSON, C.J., ECU	8	4	1	4.5
PAHULU, Brendan, HOU	7	3	2	4.0
OKAMMOR, E., UCF	8	3	1	3.5
KITCHENS, M., MAR	8	3	1	3.5

TACKLES FOR LOSS	G	TOTAL	Avg.
GERMANY, A., TLS	8	13.0	1.62
HUNT, Phillip, HOU	8	12.5	1.56
CHATELAIN, M., USM	8	12.0	1.50
DOUZABLE, Leger, UCF	8	11.0	1.38
KARATEPEYAN, A., TLS	8	10.5	1.31
PRINCE, M., USM	8	9.5	1.19
JONES, Jeremy, UTEP	8	9.0	1.12
WILLIAMS, Avery, TLN	8	8.0	1.00
GOOSBY, Joe, TLN	8	8.0	1.00
JACOBS, John, MAR	7	8.0	1.14

FUMBLES FORCED	G	TOTAL
JONES, Jeremy, UTEP	8	3
LOWERY, Devin, SMU	6	2
HURST, Damon, SMU	7	2
RAINES, Brian, RICE	7	2
SUMRALL, B., USM	8	2
SPILLMAN, C.J., MAR	8	2
ECHEBELEM, C., TLN	8	2
HUNT, Phillip, HOU	8	2
MILBROOK, J.J., ECU	8	2
SCHWARTZ, Rocky, HOU	8	2

PASS BREAKUPS	G	TOTAL
KING, Brandon, RICE	8	17
ANDERSON, Gary, RICE	8	14
SKEHAN, David, TLN	8	13
BURNETT, Joe, UCF	8	12
LUMAR, Josh, TLN	8	12
HUNT, Phillip, HOU	8	10
MILLER, Ernest, HOU	8	10
BAILEY, C.J., USM	8	10
ROBERTS, Roy, TLS	7	8
LINDLEY, J., SMU	7	8

TEAM STATS	G	ATT	YDS	AVG	TD	YDS/G
<b>RUSHING OFFENSE</b>						
UCF	8	400	2089	5.2	28	261.1
Houston	8	390	1891	4.8	20	236.4
Tulane	8	351	1733	4.9	17	216.6
Southern Miss	8	348	1711	4.9	23	213.9
East Carolina	8	299	1672	5.6	21	209.0
Tulsa	8	324	1589	4.9	17	198.6
SMU	8	336	1515	4.5	11	189.4
Marshall	8	286	1362	4.8	17	170.2
UTEP	8	280	1158	4.1	13	144.8
Memphis	8	291	1099	3.8	7	137.4
Rice	8	234	1016	4.3	14	127.0
UAB	8	230	910	4.0	5	113.8

PASS OFFENSE	G	ATT	CMP	INT	PCT	YDS	AVG	TD	YDS/G
Tulsa	8	321	187	12	58.3	2856	8.9	27	357.0
Rice	8	392	234	10	59.7	2686	6.9	26	335.8
Memphis	8	356	213	7	59.8	2675	7.5	24	334.4
UTEP	8	329	189	7	57.4	2496	7.6	22	312.0
Houston	8	267	183	10	68.5	2254	8.4	17	281.8
Marshall	8	275	168	7	61.1	2072	7.5	10	259.0
SMU	8	282	164	13	58.2	2063	7.3	20	257.9
UAB	8	316	157	12	49.7	1806	5.7	11	225.8
UCF	8	208	137	7	65.9	1783	8.6	13	222.9
Tulane	8	244	128	8	52.5	1737	7.1	9	217.1
East Carolina	8	229	127	6	55.5	1646	7.2	16	205.8
Southern Miss	8	223	137	11	61.4	1612	7.2	9	201.5

TOTAL OFFENSE	G	RUSH	PASS	PLAYS	YDS	AVG/P	TD	YDS/G
Tulsa	8	1589	2856	645	44456.9	44	555.6	
Houston	8	1891	2254	657	41456.3	37	518.1	
UCF	8	2089	1783	608	38726.4	41	484.0	
Memphis	8	1099	2675	647	37745.8	31	471.8	
Rice	8	1016	2686	626	37025.9	40	462.8	
UTEP	8	1158	2496	609	36546.0	35	456.8	
SMU	8	1515	2063	618	35785.8	31	447.2	
Tulane	8	1733	1737	595	34705.8	26	433.8	
Marshall	8	1362	2072	561	34346.1	27	429.2	
Southern Miss	8	1711	1612	571	33235.8	32	415.4	
East Carolina	8	1672	1646	528	33186.3	37	414.8	
UAB	8	910	1806	546	27165.0	16	339.5	

SCORING OFFENSE	TD	XP	2XP	DXP	FG	SAF	PTS	AVG
UCF	45	43	0	0	12	0	349	43.6
Tulsa	45	40	2	1	4	0	328	41.0
Rice	42	37	1	1	5	0	308	38.5
East Carolina	39	37	0	1	7	0	294	36.8
Houston	38	37	1	0	7	0	288	36.0
UTEP	36	29	1	0	13	0	286	35.8
Memphis	31	23	4	0	14	0	259	32.4
Southern Miss	33	28	2	0	8	0	254	31.8
SMU	32	32	0	0	9	0	251	31.4
Marshall	28	26	1	0	9	0	223	27.9
Tulane	26	24	1	0	11	0	215	26.9
UAB	18	15	1	0	11	0	158	19.8

### 2007 Stats - Conference USA Games

PUNT RETURNS	G	RET	YDS	TD	AVG
UAB	8	12	190	1	15.8
UTEP	8	12	170	0	14.2
UCF	8	16	181	0	11.3
SMU	8	14	148	0	10.6
Houston	8	17	171	0	10.1
Tulsa	8	9	90	0	10.0
East Carolina	8	23	215	0	9.3
Marshall	8	6	52	0	8.7
Southern Miss	8	20	123	0	6.2
Rice	8	19	96	0	5.1
Memphis	8	7	29	0	4.1
Tulane	8	8	33	0	4.1

KICKOFF RETURNS	G	RET	YDS	TD	AVG
UCF	8	28	735	2	26.2
Memphis	8	44	1034	0	23.5
East Carolina	8	36	840	1	23.3
Tulsa	8	34	778	1	22.9
Houston	8	32	684	1	21.4
Marshall	8	43	918	1	21.3
Southern Miss	8	31	660	0	21.3
UTEP	8	49	949	0	19.4
UAB	8	52	1006	1	19.3
Tulane	8	41	748	0	18.2
Rice	8	44	782	0	17.8
SMU	8	45	789	0	17.5

RUSHING DEFENSE	G	RUSH	YDS	AVG	TD	YDS/G
Southern Miss	8	282	969	3.4	8	121.1
Houston	8	269	1010	3.8	13	126.2
UCF	8	263	1020	3.9	8	127.5
Tulane	8	251	1081	4.3	10	135.1
East Carolina	8	305	1192	3.9	10	149.0
Marshall	8	296	1240	4.2	14	155.0
Tulsa	8	335	1422	4.2	14	177.8
Rice	8	353	1751	5.0	24	218.9
SMU	8	347	1883	5.4	23	235.4
Memphis	8	324	1885	5.8	22	235.6
UTEP	8	372	1957	5.3	23	244.6
UAB	8	372	2335	6.3	24	291.9

PASS EFF. DEF.	ATT	CMP	INT	PCT	YDS	TD	EFF
UCF	301	163	17	54.2	1739	14	106.7
Southern Miss	269	151	11	56.1	1797	16	123.7
East Carolina	342	211	12	61.7	2361	15	127.1
Houston	266	130	9	48.9	2037	20	131.2
UAB	249	142	5	57.0	1886	13	133.9
SMU	300	177	8	59.0	2169	18	134.2
Tulsa	306	182	7	59.5	2223	17	134.3
Rice	301	167	11	55.5	2425	21	138.9
Memphis	245	161	9	65.7	1843	15	141.8
Marshall	297	188	3	63.3	2380	14	144.1
UTEP	275	161	12	58.5	2325	20	144.8
Tulane	291	191	6	65.6	2501	21	157.5

TOTAL DEFENSE	RUSH	PASS	PLYS	YDS	AVG/P	TD	YDS/G
UCF	1020	1739	564	2759	4.9	22	344.9
Southern Miss	969	1797	551	2766	5.0	24	345.8
Houston	1010	2037	535	3047	5.7	33	380.9
East Carolina	1192	2361	647	3553	5.5	25	444.1
Tulane	1081	2501	542	3582	6.6	31	447.8
Marshall	1240	2380	593	3620	6.1	28	452.5
Tulsa	1422	2223	641	3645	5.7	31	455.6
Memphis	1885	1843	569	3728	6.6	37	466.0
SMU	1883	2169	647	4052	6.3	41	506.5
Rice	1751	2425	654	4176	6.4	45	522.0
UAB	2335	1886	621	4221	6.8	37	527.6
UTEP	1957	2325	647	4282	6.6	43	535.2

SCORING DEFENSE	TD	XP	2XP	DXP	FG	Saf	Pts	Avg/G
Southern Miss	24	22	1	0	5	0	183	22.9
UCF	24	22	0	0	10	0	196	24.5
East Carolina	27	21	1	0	14	0	227	28.4
Marshall	30	25	3	0	11	0	244	30.5
Houston	33	30	1	0	6	0	248	31.0
Tulsa	31	28	1	1	11	0	251	31.4
Tulane	33	31	0	0	9	0	256	32.0
Memphis	38	36	0	0	6	0	282	35.2
UAB	38	36	1	0	12	0	302	37.8
SMU	45	41	1	0	6	0	331	41.4
Rice	45	38	4	0	8	0	340	42.5
UTEP	45	41	1	2	12	0	353	44.1

TURNOVER MARGIN	(Gained)			(Lost)			TOT	MAR
	FUM	INT	INT	FUM	INT	INT		
East Carolina	8	12	20	3	6	9	+11	
Memphis	5	9	14	1	7	8	+6	
UCF	2	17	19	7	7	14	+5	
UTEP	7	12	19	8	7	15	+4	
Rice	9	11	20	7	10	17	+3	
Tulane	8	6	14	3	8	11	+3	
Southern Miss	6	11	17	8	11	19	-2	
Houston	7	9	16	10	10	20	-4	
Marshall	2	3	5	2	7	9	-4	
SMU	7	8	15	8	13	21	-6	
UAB	3	5	8	3	12	15	-7	
Tulsa	5	7	12	9	12	21	-9	

PUNTING	PUNTS	YDS	PR	AVG	YDS/P
SMU	34	44.1	47	1.4	41.6
Southern Miss	29	40.8	54	1.9	38.2
UCF	25	37.1	15	0.6	36.5
UAB	45	41.6	186	4.1	36.2
Tulsa	32	39.0	94	2.9	34.8
Tulane	45	38.7	165	3.7	34.2
East Carolina	45	38.7	138	3.1	33.4
Marshall	36	37.7	136	3.8	33.3
Houston	33	40.0	225	6.8	33.2
Memphis	34	38.0	127	3.7	33.1
UTEP	35	39.5	146	4.2	33.0
Rice	44	38.0	165	3.8	32.4

FIELD GOALS	G	MADE	ATT	PCT.
UCF	8	12	13	.923
UTEP	8	13	15	.867
Tulane	8	11	14	.786
Marshall	8	9	12	.750
Memphis	8	14	19	.737
UAB	8	11	15	.733
Southern Miss	8	8	12	.667
Tulsa	8	4	6	.667
Rice	8	5	8	.625
SMU	8	9	16	.562
East Carolina	8	7	13	.538
Houston	8	7	14	.500

PAT KICKING	G	MADE	ATT	PCT.
Houston	8	37	37	1.000
East Carolina	8	37	37	1.000
SMU	8	32	32	1.000
Tulane	8	24	24	1.000
UCF	8	43	44	.977
Rice	8	37	38	.974
Southern Miss	8	28	29	.966
Marshall	8	26	27	.963
Tulsa	8	40	42	.952
UTEP	8	29	31	.935
Memphis	8	23	26	.885
UAB	8	15	17	.882



### 2007 Stats - Conference USA Games

FIRST DOWNS	G	RUSH	PASS	PEN	TOTAL
Tulsa	8	83	126	15	224
Houston	8	109	90	10	209
Memphis	8	73	109	19	201
UCF	8	96	86	15	197
SMU	8	83	96	17	196
Rice	8	57	124	15	196
UTEP	8	61	114	14	189
Southern Miss	8	100	64	14	179
Marshall	8	70	98	10	178
Tulane	8	89	65	8	162
East Carolina	8	78	67	12	157
UAB	8	46	82	20	148


3RD-DN CONVERSIONS	G	MADE	ATT	PCT.
Tulsa	8	61	115	53.0
Houston	8	66	127	52.0
UCF	8	59	114	51.8
Southern Miss	8	54	112	48.2
SMU	8	60	126	47.6
Memphis	8	64	138	46.4
Tulane	8	58	135	43.0
Rice	8	49	116	42.2
East Carolina	8	43	105	41.0
Marshall	8	42	104	40.4
UTEP	8	46	118	39.0
UAB	8	41	118	34.7

4TH-DN CONVERSIONS	G	MADE	ATT	PCT.
Memphis	8	11	15	73.3
Tulane	8	9	13	69.2
UCF	8	6	9	66.7
Southern Miss	8	7	11	63.6
Houston	8	7	11	63.6
Rice	8	7	12	58.3
UAB	8	7	13	53.8
UTEP	8	7	18	38.9
Marshall	8	3	8	37.5
Tulsa	8	4	12	33.3
SMU	8	2	8	25.0
East Carolina	8	1	5	20.0

PENALTIES	G	NO	YDS	AVG./G
Rice	8	42	335	41.9
UAB	8	41	346	43.2
Tulane	8	46	387	48.4
UCF	8	45	405	50.6
Tulsa	8	45	410	51.2
Memphis	8	48	428	53.5
Southern Miss	8	45	457	57.1
Marshall	8	49	459	57.4
UTEP	8	54	505	63.1
Houston	8	56	511	63.9
East Carolina	8	65	554	69.2
SMU	8	62	607	75.9



Senior QB **Chase Clement** broke a total of 18 school records last season. Clement finished the year with 3,377 yards passing and 6,741 career total offensive yards. He threw 29 touchdowns passes and ran for eight more scores. Clement became the first player in NCAA history to record consecutive games with over 300 yards passing and 100 yards rushing.



Sophomore QB **Trevor Vittatoe** had the second-most passing yards among NCAA FBS freshmen trailing only Oklahoma's Sam Bradford (3,121). Vittatoe was 32nd in passing efficiency (135.87) and 43rd in total offense (247.4).

### 2007 Superlative Stats - Conference USA Games



Marshall's defensive line should get a huge boost with the return of 2006 C-USA Defensive Player of the Year **Albert McClellan** who was sidelined a year ago with an injury.



Junior RB **Damion Fletcher** carried 29 times for 155 yards in the Papajohns.com Bowl to finish the season with a single-season best 1,586 yards and 15 rushing scores. He has recorded a total of 16, 100-yard rushing games in his first two seasons at USM, along with seven multi-touchdown games on the ground and 26 career scores.

#### INDIVIDUAL GAME HIGHS


Points scored	30	Matt Forte', Tulane at Rice (Nov 17, 2007)
Touchdowns scored	5	Matt Forte', Tulane at Rice (Nov 17, 2007)
TD responsibility	8	Chase Clement, Rice vs. UTEP, Nov 3, 2007 [2r, 6p]
Points scored kicking	18	Jose Martinez, UTEP vs. East Carolina, Oct. 13, 2007 [5fg, 3pat]
Total offense yards	601	Chase Clement, Rice vs. Tulsa, Nov 24, 2007 [60r, 541p]
Total offense plays	83	Chase Clement, Rice vs. Tulsa, Nov 24, 2007 [17r, 66p]
Total offense yards/play	48.7	Dwayne Harris, East Carolina at UTEP, Oct 13, 2007 [3-146]
Rushing yards	342	Matt Forte', Tulane at SMU, Oct 20, 2007
Rushing attempts	46	Kevin Smith, UCF vs. UTEP, Nov 24, 2007
Yards per rush	33.0	Dwayne Harris, East Carolina at UTEP, Oct 13, 2007 [2-66]
Rushing TDs	5	Matt Forte', Tulane at Rice, Nov 17, 2007
Longest rush	87	Kevin Smith, UCF vs. Marshall, Nov. 3, 2007
Passing yards	541	Chase Clement, Rice vs. Tulsa, Nov 24, 2007
Passing attempts	66	Chase Clement, Rice vs. Tulsa, Nov 24, 2007
Passing TDs	6	Chase Clement, Rice vs. UTEP, Nov 3, 2007
Longest pass	85	Stephen Reaves, Southern Miss at Marshall, Oct. 21, 2007
Passes completed	40	Chase Clement, Rice vs. Tulsa, Nov. 24, 2007
Had intercepted	4	4 tied with
Receiving yards	346	Donnie Avery, Houston vs. Rice, Oct 13, 2007
Receptions	13	Donnie Avery, Houston vs. Rice, Oct 13, 2007
	13	Jarett Dillard, Rice at SMU, Nov 10, 2007
	13	Emmanuel Sanders, SMU at Memphis, Nov 24, 2007
Yards per catch	57.0	Brennan Marion, Tulsa vs. Marshall, Oct 13, 2007 [2-114]
Receiving TDs	3	4 tied with
Longest reception	85	Torris Magee, Southern Miss at Marshall, Oct. 21, 2007
Field goal attempts	5	Jose Martinez, UTEP vs. East Carolina, Oct 13, 2007
Field goals made	5	Jose Martinez, UTEP vs. East Carolina, Oct 13, 2007
Longest field goal	57	Jose Martinez, UTEP vs. Houston, Oct 27, 2007
Punts	9	Matt Dodge, East Carolina at Houston, Sept. 29, 2007
	9	Darren deRochemont, Tulane vs. Tulsa, Nov. 3, 2007
	9	Matt Dodge, East Carolina at Houston, Sept. 29, 2007
Yards punted	360	Luke Juist, Rice at Houston, Oct 13, 2007
Longest punt	74	Brent Sutherland, Memphis at Rice, Oct. 20, 2007
Punting avg	53.0	Brent Sutherland, Memphis at Rice, Oct. 20, 2007
Punt returns	7	Brandon Sumrall, Southern Miss at UAB, Nov. 3, 2007
Punt return yards	96	Dwayne Harris, East Carolina vs. UAB, Oct. 27, 2007
Longest punt return	83	Joe Burnett, UCF vs. Tulsa, Dec. 1, 2007
Punt return TDs	1	Kevin Sanders, UAB at Marshall, Nov. 24, 2007
Punt return avg	39.5	Kevin Sanders, UAB at Marshall, Nov. 24, 2007, [2-79]
Kick returns	8	Michael Grandberry, Memphis at UCF, Sept. 22, 2007
Kick return yards	203	Curtis Francis, UCF at East Carolina, Oct. 6, 2007
Kick return avg	57.0	Roy Roberts, Tulsa at Tulane, Nov. 3, 2007, [2-114]
Longest kick return	100	Donnie Avery, Houston vs. East Carolina, Sept. 29, 2007
Kick return TDs	1	seven tied with
Interceptions	2	six tied with
Interception return yds.	100	Quintin Demps, UTEP at UCF, Nov. 24, 2007
Interception return avg.	41.0	Brandon Sumrall, Southern Miss vs. Memphis, Nov 10, 2007 [2-82]
Longest INT return	100	Quintin Demps, UTEP at UCF, Nov. 24, 2007
Interception return TDs.	1	seven tied with
All-purpose yards	427	Donnie Avery, Houston vs. Rice, Oct. 13, 2007
Tackles	21	Gerald McRath, Southern Miss vs. UCF, Oct. 28, 2007
Sacks	2.5	C.J. Wilson, East Carolina at Houston, Sept. 29, 2007 [2-1]
	2.5	Phillip Hunt, Houston vs. SMU, Nov. 4, 2007 [2-1]
Tackles for loss	4.0	Chris Chamberlain, Tulsa at UTEP, Oct. 6, 2007 [4-0]



### 2007 Superlative Stats - Conference USA Games

#### TEAM GAME HIGHS

Points	56	six tied with
Points scored kicking	18	UTEP vs. East Carolina, Oct. 13, 2007 [5fg,3pat]
Touchdowns	8	six tied with
Total offense yards	748	Houston vs. Rice, Oct. 13, 2007, [274r,474p]
Total offense plays	108	Memphis vs. SMU, Nov. 24, 2007, [47r,61p]
Total offense yards/play	9.2	Houston vs. Rice, Oct 13, 2007 [81-748]
Rushing yards	491	East Carolina at Memphis, Nov. 3, 2007
Rushing attempts	62	Southern Miss at UTEP, Nov. 17, 2007
Yards per rush	11.2	East Carolina at Memphis, Nov. 3, 2007, [44-491]
Rushing TDs	7	UCF vs. Memphis, Sept. 22, 2007
Longest rush	87	UCF vs. Marshall, Nov. 3, 2007
Passing yards	541	Rice vs. Tulsa, Nov. 24, 2007
Passing attempts	67	Rice vs. Tulsa, Nov. 24, 2007
Passing TDs	6	Rice vs. UTEP, Nov. 3, 2007
Longest pass	85	Southern Miss at Marshall, Oct. 21, 2007
Passes completed	40	UTEP vs. East Carolina, Oct. 13, 2007
	40	Rice vs. Tulsa, Nov. 24, 2007
Had intercepted	4	four tied with
Pass completion pct.	81.0	UCF vs. Memphis, Sept. 22, 2007 [17-21]
Yards per catch	21.3	Memphis vs. UAB, Nov. 17, 2007 [14-298]
Field goal attempts	5	UTEP vs. East Carolina, Oct. 13, 2007
Field goals made	5	UTEP vs. East Carolina, Oct. 13, 2007
Longest field goal	57	UTEP vs. Houston, Oct. 27, 2007
PAT kicks attempted	8	six tied with
PAT kicks made	8	six tied with
2-point PAT attempts	3	Southern Miss vs. Rice, Oct. 3, 2007
2-point PATs made	2	Southern Miss vs. Rice, Oct. 3, 2007
Punts	11	UCF at USF, Oct. 13, 2007
Longest punt	74	Rice at Houston, Oct. 13, 2007
Yards punted	463	UCF at USF, Oct. 13, 2007 [11-463]
Punting avg.	53.0	Memphis at Rice, Oct. 20, 2007 [2-106]
Punt returns	7	Southern Miss at UAB, Nov. 3, 2007
Punt return yards	96	East Carolina vs. UAB, Nov. 24, 2007
Punt return avg.	39.5	UAB at Marshall, Nov. 24, 2007 [2-79]
Punt return TDs	1	three tied with
Longest punt return	83	UCF vs. Tulsa, Dec. 1, 2007
Kick returns	9	Memphis at UCF, Sept. 22, 2007
	9	Tulsa at UCF, Oct. 20, 2007
Kick return yards	240	UCF at East Carolina, Oct. 6, 2007
Kick return avg.	57.0	Tulsa at Tulane, Nov. 3, 2007 [2-114]
Longest kick return	100	Houston vs. East Carolina, Sept. 29, 2007
Kick return TDs	1	seven tied with
Interceptions	4	four tied with
Interception return yds.	125	Rice at Southern Miss, Oct. 3, 2007
Interception return avg.	41.0	Southern Miss vs. Memphis, Nov. 10, 2007 [2-82]
Longest interception rtn.	100	UTEP at UCF, Nov. 24, 2007
Interception return TDs.	2	Rice at SMU, Nov. 10, 2007
Fumbles lost	4	Rice vs. UTEP, Nov. 3, 2007
Fumbles recovered	4	UTEP at Rice, Nov. 3, 2007
Sacked by opp.	7	Marshall at UCF, Nov. 3, 2007
QB sacks	7	UCF vs. Marshall, Nov. 3, 2007
Turnovers committed	7	Southern Miss vs. Rice, Oct. 3, 2007
	7	Rice vs. UTEP, Nov. 3, 2007
Turnovers caused	7	Rice at Southern Miss, Oct. 3, 2007
	7	UTEP at Rice, Nov. 3, 2007
Kicks blocked	2	Marshall vs. Southern Miss, Oct. 21, 2007
First downs	38	Rice vs. Tulsa, Nov. 24, 2007
1st downs rushing	21	Houston at UAB, Oct. 20, 2007
1st downs passing	27	Rice vs. Tulsa, Nov. 24, 2007
1st downs by penalty	5	three tied with
Penalties	13	SMU vs. Rice, Nov. 10, 2007
Penalties yards	129	SMU vs. Rice, Nov. 10, 2007



Senior PK **Swayze Waters** was a first team All-C-USA selection after finishing the season 22-of-28 on field goal attempts, setting a new UAB single-season record for field goals. He also served as the Blazers punter, ranking fourth in C-USA with a 41.4 yards average of 69 kicks.



Tulane Senior S **David Skehan** also returns to the Green Wave in 2008 after finishing 2007 with 66 tackles (39 solo, 27 assist). He led the team with four interceptions and was second on the squad with 10 pass break-ups.

## 2007 Final Polls and 2007-08 Bowl Results

### Associated Press (Final)

- 1 - LSU (60)
- 2 - Georgia (3)
- 3 - USC (1)
- 4 - Missouri
- 5 - Ohio State
- 6 - West Virginia
- 7 - Kansas
- 8 - Oklahoma
- 9 - Virginia Tech
- 10 - Texas
- 11 - Boston College
- 12 - Tennessee
- 13 - Florida
- 14 - BYU
- 15 - Auburn
- 16 - Arizona State
- 17 - Cincinnati
- 18 - Michigan
- 19 - Hawai'i
- 20 - Illinois
- 21 - Clemson
- 22 - Texas Tech
- 23 - Oregon
- 24 - Wisconsin
- 25 - Oregon State

**ARV:**

**36 - Tulsa**

### USA Today Coaches' (Final)

- 1 - LSU (60)
- 2 - USC
- 3 - Georgia
- 4 - Ohio State
- 5 - Missouri
- 6 - West Virginia
- 7 - Kansas
- 8 - Oklahoma
- 9 - Virginia Tech
- 10 - Texas
- 11 - Boston College
- 12 - Tennessee
- 13 - Arizona State
- 14 - Auburn
- 15 - BYU
- 16 - Florida
- 17 - Hawai'i
- 18 - Illinois
- 19 - Michigan
- 20 - Cincinnati
- 21 - Wisconsin
- 22 - Clemson
- 23 - Texas Tech
- 24 - Oregon
- 25 - Penn State

**ARV:**

**35 - Tulsa**  
**36 - UCF**



### 2007-08 Bowl Results

BOWL	Date	Location	Score
BCS NATIONAL CHAMPIONSHIP	Jan. 7	New Orleans, La.	LSU 38, Ohio State 24
<b>GMAC</b>	<b>Jan. 6</b>	<b>Mobile, Ala.</b>	<b>Tulsa 63, Bowling Green 7</b>
INTERNATIONAL	Jan. 5	Toronto, Ontario	Rutgers 52, Ball State 30
FED EX ORANGE	Jan. 3	Miami, Fla.	Kansas 24, Virginia Tech 21
TOSTITOS FIESTA	Jan. 2	Tempe, Ariz.	West Virginia 48, Oklahoma 28
ALLSTATE SUGAR	Jan. 1	New Orleans, La.	Georgia 41, Hawai'i 10
ROSE	Jan. 1	Pasadena, Calif.	USC 49, Illinois 17
CAPITAL ONE	Jan. 1	Orlando, Fla.	Michigan 41, Florida 35
TOYOTA GATOR	Jan. 1	Jacksonville, Fla.	Texas Tech 31, Virginia 28
AT&T COTTON	Jan. 1	Dallas, Texas	Missouri 38, Arkansas 7
OUTBACK	Jan. 1	Tampa, Fla.	Tennessee 21, Wisconsin 17
CHICK FIL-A	Dec. 31	Atlanta, Ga.	Auburn 23, Clemson 20 (OT)
INSIGHT	Dec. 31	Phoenix, Ariz.	Oklahoma State 49, Indiana 23
GAYLORD HOTELS MUSIC CITY	Dec. 31	Nashville, Tenn.	Kentucky 35, Florida State 28
BRUT SUN	Dec. 31	El Paso, Texas	Oregon 56, South Florida 21
ROADY'S HUMANITARIAN	Dec. 31	Boise, Idaho	Fresno State 40, Georgia Tech 28
BELL HELICOPTER ARMED FORCES	Dec. 31	Fort Worth, Texas	California 42, Air Force 36
PETRO SUN INDEPENDENCE	Dec. 30	Shreveport, La.	Alabama 30, Colorado 24
ALAMO	Dec. 29	San Antonio, Texas	Penn State 24, Texas A&M 17
<b>AUTO ZONE LIBERTY</b>	<b>Dec. 29</b>	<b>Memphis, Tenn.</b>	<b>Mississippi State 10, UCF 3</b>
MEINEKE CAR CARE	Dec. 29	Charlotte, N.C.	Wake Forest 24, Connecticut 10
<b>TEXAS</b>	<b>Dec. 28</b>	<b>Houston, Texas</b>	<b>TCU 20, Houston 13</b>
CHAMPS SPORTS	Dec. 28	Orlando, Fla.	Boston College 24, Michigan State 21
EMERALD	Dec. 28	San Francisco, Calif.	Oregon State 21, Maryland 14
PACIFIC LIFE HOLIDAY	Dec. 27	San Diego, Calif.	Texas 52, Arizona State 34
MOTOR CITY	Dec. 26	Detroit, Mich.	Purdue 51, Central Michigan 48
<b>SHERATON HAWAII</b>	<b>Dec. 23</b>	<b>Honolulu, Hawaii</b>	<b>East Carolina 41, Boise State 38</b>
PIONEER LAS VEGAS	Dec. 22	Las Vegas, Nev.	BYU 17, UCLA 16
NEW MEXICO	Dec. 22	Albuquerque, N.M.	New Mexico 23, Nevada 0
<b>PAPAJOHNS.COM</b>	<b>Dec. 22</b>	<b>Birmingham, Ala.</b>	<b>Cincinnati 31, Southern Miss 21</b>
<b>R+L CARRIERS NEW ORLEANS</b>	<b>Dec. 21</b>	<b>New Orleans, La.</b>	<b>Florida Atlantic 44, Memphis 27</b>
POINSETTIA	Dec. 20	San Diego, Calif.	Utah 35, Navy 32

## Bowl Partners

### 2008 C-USA BOWL SYNOPSIS

Conference USA has five guaranteed bowl selections for the 2008 season.

The AutoZone Liberty Bowl in Memphis has the first selection, the GMAC Bowl in Mobile, Ala. has the second selection and the league will also send teams to the Bell Helicopter Armed Forces Bowl in Fort Worth, Texas, the Papajohns.com Bowl in Birmingham, Ala. and the R+L Carriers New Orleans Bowl. C-USA could also earn additional berths in either the Sheraton Hawaii Bowl or the Texas Bowl in Houston, should conferences contracted for those bowls be unable to fill their slot. Dates and times for all bowl games will be determined in the spring.

### AUTO ZONE LIBERTY BOWL

The AutoZone Liberty Bowl will be celebrating its 50th Anniversary in 2008...It is the nation's seventh-oldest bowl...Conference USA's representative has won seven of the last 11 Liberty Bowl games...C-USA teams have an all-time record of 10-7 in the game....The game has drawn a crowd of more than 50,000 in each of the last 10 years...In 2008, C-USA will face a team from the SEC in the game for the third-straight year...Over the years the Liberty Bowl has seen legendary coaches such as Paul "Bear" Bryant, Lou Holtz, Johnny Majors and Joe Paterno coach in the game, while outstanding players such as Ernie Davis, Doug Flutie, Bo Jackson, Archie Manning and Randy White have participated in the bowl.

### AUTO ZONE LIBERTY BOWL FACTS

Website: www.libertybowl.org  
Location: Memphis, Tennessee  
Date: January 2, 2009 (tentative)  
Time: 4:00 p.m. CT (tentative)  
Stadium: Liberty Bowl Memorial (62,380)  
Network: ESPN  
Match-Up: SEC Selection  
Executive Mike Longo  
Associate Executive Director: Harold Graeter  
Chief Financial Officer: Perry Winstead  
Phone: 901/795-7700  
FAX: 901/795-7826  
Mailing Address: 3767 New Getwell Road  
Memphis, TN 38118

### C-USA IN THE AUTO ZONE LIBERTY BOWL

2007 Mississippi State 10, UCF 3  
2006 South Carolina 44, Houston 36  
2005 Tulsa 31, Fresno State 24  
2004 (7) Louisville 44, Boise State 40  
2003 (25) Utah 17, Southern Miss 0  
2002 TCU 17, (21) Colorado State 3  
2001 (22) Louisville 28, (17) BYU 10  
2000 (23) Colorado State 22, (22) Louisville 17  
1999 Southern Miss 23, Colorado State 17  
1998 Tulane 41 Brigham Young 27  
1997 Southern Miss 41, Pittsburgh 7  
1996 Syracuse 30, Houston 17  
1995 East Carolina 19, Stanford 13  
1994 Illinois 30, East Carolina 0  
1993 Louisville 18, Michigan State 7  
1979 Penn State 9, Tulane 6  
1970 Tulane 17, Colorado 3

### GMAC BOWL

Some of the brightest offensive stars have displayed their talents in the first nine years of the GMAC Bowl. Incredibly productive quarterbacks like Paul Smith (Tulsa), Jordan Palmer (UTEP), Dave Ragone (Louisville), Stefan LeFors (Louisville) and David Garrard (East Carolina) have squared off against the likes of Bruce Gradkowski (Toledo), Ben Roethlisberger (Miami-Ohio) and Byron Leftwich (Marshall) in the game. Running backs like TCU's LaDainian Tomlinson and DeAngelo Williams of Memphis have raced down the field at Ladd-Peebles Stadium...East Carolina and Marshall battled in the highest-scoring bowl game in NCAA history in the third annual GMAC Bowl in 2001. No. 25 Marshall rallied from a 38-8 halftime deficit to post a 64-61 win in double-overtime. The teams combined for 1,141 total yards. Last year, Tulsa set an NCAA record for largest winning margin in a bowl game with its 63-7 victory over Bowling Green.

### GMAC BOWL FACTS

Website: www.gmacbowl.com  
Location: Mobile, Alabama  
Stadium: Ladd-Peebles Stadium (42,000)  
Date: January 6, 2009  
Time: 7:00 p.m. CST  
Network: ESPN  
Match-Up: MAC Selection  
CEO: Mike Gottfried  
President: Jerry Silverstein  
Executive Director: Frank Modarelli  
Media Relations Director: Kelley Wright  
Phone: 251/635-0011  
FAX: 251/635-0014  
Mailing Address: 1100 Hillcrest Road, Suite 115  
Mobile, AL 36695

### C-USA IN THE GMAC BOWL

2007 Tulsa 63, Bowling Green 7  
2006 Southern Miss 28, Ohio 7  
2005 Toledo 45, UTEP 13  
2004 Bowling Green 52, Memphis 35  
2003 Miami (Ohio) 49, Louisville 28  
2002 Marshall 38, Louisville 15  
2001 Marshall 64, East Carolina 61 (2ot)  
2000 Southern Miss 28, (13) TCU 21  
1999 TCU 28, East Carolina 14

### R+L CARRIERS NEW ORLEANS BOWL

Conference USA will be a part of the R+L Carriers New Orleans Bowl for the seventh-consecutive season, facing the champion of the Sun Belt Conference...Last season, Memphis made its fourth bowl appearance in five years when it fell to Florida Atlantic... Rice represented C-USA in the 2006 game, ending a 45-year bowl drought, losing to Troy...Southern Miss captured back-to-back games in 2005 and 2004, defeating Sun Belt Conference Champions Arkansas State and North Texas, respectively....In 2003, Memphis, armed with over 10,000 of its fans, made its first bowl appearance since 1971....The Tigers defeated North Texas, 27-17, to cap off their first nine-win season since 1963....In 2002, C-USA co-champion Cincinnati battled North Texas, dropping a 24-19 decision to the Mean Green....The New Orleans Bowl is played at the Louisiana Superdome, home of Tulane University and site of six Super Bowl games.

## Bowl Partners

### R+L CARRIERS NEW ORLEANS BOWL FACTS

Website: [www.neworleansbowl.org](http://www.neworleansbowl.org)  
Location: New Orleans, La.  
Date: TBA  
Time: TBA  
Stadium: Louisiana Superdome (69,767)  
Network: ESPN or ESPN2  
Match-Up: Sun Belt Selection  
President/CEO: Jay Cicero  
Executive Director: Billy Ferrante  
Media Relations Director: Sam Joffray  
Operations Director: Alison Comeaux  
Phone: 504/525-5678  
FAX: 504/529-1622  
Mailing Address: 2020 St. Charles Avenue  
4th Floor  
New Orleans, LA 70130

### C-USA IN THE R+L CARRIERS NEW ORLEANS BOWL

2007 Florida Atlantic 44, Memphis 27  
2006 Troy 41, Rice 17  
2005 Southern Miss 31, Arkansas State 19  
2004 Southern Miss 31, North Texas 10  
2003 Memphis 27, North Texas 17  
2002 North Texas 24, Cincinnati 19

### PAPAJOHNS.COM BOWL

Conference USA is in an agreement with the Papajohns.com Bowl to provide a team for its annual game through the 2009 contest. The C-USA representative will play an opponent from the Big East Conference at historic Legion Field, the home of UAB football. The inaugural Papajohns.com Bowl was played in 2006 as former C-USA member USF defeated East Carolina, 24-7. Last year, Cincinnati downed Southern Miss, 31-21.

ESPN Regional Television (ERT), a subsidiary of ESPN, Inc., owns and operates the Papajohns.com Bowl and will be responsible for the bowl's organization, operation, sponsorship, marketing efforts and more. UAB will provide marketing, management and game day operations support for the Papajohns.com Bowl.

### PAPAJOHNS.COM BOWL FACTS

[www.PapajohnsBowl.com](http://www.PapajohnsBowl.com)  
Birmingham, Ala.  
Date: TBA  
Time: TBA  
Stadium: Legion Field (73,000)  
Network: ESPN or ESPN2  
Opponent: Big East Selection  
Executive Director: Mark Meadows  
Manager, Sales & Marketing: Bo Kerr  
Manager, Special Events: Missy Betres  
Media Relations Director: Norm Reilly

### C-USA IN THE PAPAJOHNS.COM BOWL

2007 Cincinnati 31, Southern Miss 21  
2006 USF 24, East Carolina 7

### BELL HELICOPTER ARMED FORCES BOWL

Following a one-year absence, Conference USA will return to the Bell Helicopter Armed Forces Bowl...The C-USA representative will face an opponent from the Mountain West Conference in this year's game...Conference USA was a part of the first four Armed Forces Bowls (known as the Fort Worth Bowl during its first three years)...Tulsa appeared in the game two years ago, losing to Utah...Houston represented C-USA in the 2005 game, falling to Big 12 foe Kansas...The 2004 game featured a matchup of current and future C-USA members as Cincinnati posted a 32-14 win over Marshall in what proved to be the final game for Thundering Herd head coach Bob Pruett, who retired several weeks after the game...The inaugural game in 2003 featured a battle of Top 20 Teams when No. 19 TCU battled No. 16 Boise State. The Broncos won the game, 34-31, in one of the highest scoring games of the 2003-2004 bowl season.

### BELL HELICOPTER ARMED FORCES BOWL FACTS

Website: [www.armedforcesbowl.com](http://www.armedforcesbowl.com)  
Location: Fort Worth, Texas  
Date: TBA  
Time: TBA  
Stadium: Amon G. Carter Stadium (44,008)  
Network: ESPN  
Match-Up: Mountain West Conference Selection  
Executive Director: Tom Starr  
Sales and Marketing: Brant Ringle  
Operations: TBA  
Ticket Operations: Trisha Branch  
Phone: 817/810-0012  
FAX: 817/810-0252  
Mailing Address: 505 Main Street, Suite 270  
Fort Worth, TX 76102  
Media Relations Director: Tim Simmons  
Phone: 303/678-8484

### PAST BELL HELICOPTER ARMED FORCES BOWL RESULTS

2007 California 42, Air Force 36  
2006 Utah 25, Tulsa 13  
2005 Kansas 42, Houston 13  
2004 Cincinnati 32, Marshall 14  
2003 Boise State 34, TCU 31



## 2008 Composite Schedule



### THURSDAY, AUGUST 28

UTEP at Buffalo



### FRIDAY, AUGUST 29

SMU at Rice (ESPN)



### SATURDAY, AUGUST 30

Virginia Tech vs. East Carolina  
(Charlotte, ESPN/ESPN2)

Southern at Houston

Illinois State at Marshall

Memphis at Mississippi

Louisiana-Lafayette at Southern Miss

**Tulsa at UAB**

South Carolina State at UCF



### SATURDAY, SEPTEMBER 6

West Virginia at East Carolina (ESPN2)

Houston at Oklahoma State

Marshall at Wisconsin

**Rice at Memphis (CBS C)**

Texas State at SMU

Southern Miss at Auburn

Tulane at Alabama

Tulsa at North Texas

UAB at Florida Atlantic

South Florida at UCF (ESPN 2)

Texas at UTEP (ESPN 2)



### SATURDAY, SEPTEMBER 13

**East Carolina at Tulane**

Air Force at Houston (CBS C)

**Memphis at Marshall**

Rice at Vanderbilt

SMU at Texas Tech

Southern Miss at Arkansas State

UAB at Tennessee



### SATURDAY, SEPTEMBER 20

East Carolina at N.C. State

Houston at Colorado State

**Marshall at Southern Miss**

Nicholls State at Memphis

Rice at Texas

TCU at SMU (CBS C)

Louisiana-Monroe at Tulane

New Mexico at Tulsa

Alabama State at UAB

UCF at Boston College

New Mexico State at UTEP



### THURSDAY, SEPTEMBER 25

SMU at Tulane (CBS C)



### SATURDAY, SEPTEMBER 27

Houston at East Carolina (CBS C)

Marshall at West Virginia

Arkansas State at Memphis

North Texas at Rice

Central Arkansas at Tulsa

UAB at South Carolina

**UCF at UTEP (CBS C)**

### THURSDAY, OCTOBER 2

Memphis at UAB (CBS C)

### FRIDAY, OCTOBER 3

Cincinnati at Marshall (ESPN)

### SATURDAY, OCTOBER 4

Rice at Tulsa (CBS C)

SMU at UCF (CBS C)

UTEP at Southern Miss

Army at Tulane

### THURSDAY, OCTOBER 9

UAB at Houston (CBS C)

### FRIDAY, OCTOBER 10

Louisville at Memphis (ESPN)

### SATURDAY, OCTOBER 11

East Carolina at Virginia

**Tulsa at SMU**

Boise State at Southern Miss (CBS C)

**Tulane at UTEP**

UCF at Miami (Fla.)

### SATURDAY, OCTOBER 18

Memphis at East Carolina

Houston at SMU

Marshall at UAB

Southern Miss at Rice

UTEP at Tulsa (CBS C)

### SATURDAY, OCTOBER 25

Southern Miss at Memphis (CBS C)

SMU at Navy (CBS C)

Rice at Tulane

### SUNDAY, OCTOBER 26

UCF at Tulsa (ESPN)

### TUESDAY, OCTOBER 28

Houston at Marshall (ESPN 2)

### SATURDAY, NOVEMBER 1

Rice at UTEP

**UAB at Southern Miss**

Tulane at LSU

Tulsa at Arkansas

### SUNDAY, NOVEMBER 2

East Carolina at UCF (ESPN)

### SATURDAY, NOVEMBER 8

Marshall at East Carolina (CBS C)

Tulane at Houston

**Memphis at SMU**

Army at Rice

**Southern Miss at UCF**

UTEP at Louisiana-Lafayette

### SATURDAY, NOVEMBER 15

East Carolina at Southern Miss

Tulsa at Houston

UCF at Marshall

SMU at UTEP

UAB at Tulane

### SATURDAY, NOVEMBER 22

East Carolina at UAB

UTEP at Houston

Marshall at Rice

UCF at Memphis

Tulane at Tulsa

### FRIDAY, NOVEMBER 28

UTEP at East Carolina (CBS C)

### SATURDAY, NOVEMBER 29

Houston at Rice

Tulsa at Marshall

Tulane at Memphis

Southern Miss at SMU

UAB at UCF

### SATURDAY, DECEMBER 6

*C-USA Championship Game*

Conference games in bold.

All games and dates subject to change

Schedule as of April 22, 2008

CBS C - CBS College Sports