


# FOOTBALL 2000



ARMY

CINCINNATI

EAST CAROLINA

HOUSTON

LOUISVILLE

MEMPHIS

SOUTHERN MISS

TULANE

UAB



# 1999 Accomplishments

After not having defeated a nationally-ranked opponent since November, 1996, Conference USA defeated two teams ranked in the Top 10 during September. Cincinnati knocked off No. 8 Wisconsin on September 18, while East Carolina beat No. 9 Miami on September 25.

Conference USA posted at least one victory against eight of the nine conferences it faced last season. C-USA defeated the ACC, Big East, Big Ten, Big West, Mid-American, Mountain West, SEC and the WAC. Conference USA did not face the Pac-10 Conference in 1999. The only league that Conference USA faced and did not defeat was the Big 12.

Conference USA's two non-conference wins against the Top 25 are as many regular season non-conference wins vs. the Top 25 as the SEC (0-1), Pac-10 (0-4), Big 12 (0-2) and Big East (2-5) had combined.

For the third consecutive season, Conference USA had a team ranked in the Top 20 of the final polls. Southern Miss finished 13th in the final USA Today/ESPN Coaches Poll and 14th in the final Associated Press poll. After being ranked for most of the regular season, East Carolina finished just outside the top 25 in both final polls.


For the first time in its brief four-year history, Conference USA had four teams (East Carolina, Houston, Louisville and Southern Miss) post at least seven regular season victories. Only the Big Ten, Big 12 and SEC had more than four teams that won at least seven games.

C-USA was the only Division I-A conference in which every team averaged at least 20 points per game.

Louisville quarterback **CHRIS REDMAN** was named the 1999 Johnny Unitas Golden Arm Award winner, presented annually to the nation's top senior quarterback. Redman finished the season completing 317 of 489 passes for 3,647 yards and a school-record 29 touchdowns. He finished his collegiate career as the NCAA Division I-A all-time leader in passes attempted (1,679) and completed (1,031) while standing No. 2 in all-time yardage (12,541).



Cincinnati celebrates a victory over then-No. 8 Wisconsin.



Keith Stokes reels in the game-winning touchdown in ECU's 27-23 win over then-No. 9 Miami.

Six C-USA players were chosen as first, second or third team All-Americans by various organizations, including The American Football Coaches Association, Associated Press, The Football News, The Sporting News and the Walter Camp Foundation, among others. UAB's **RODREGIS BROOKS**, Louisville's **IBN GREEN**, East Carolina's **ANDREW BAYES**, **JEFF KERR** and **PERNELL GRIFFIN**, along with **ADALIUS THOMAS** of Southern Miss were each honored by at least one organization. Six additional players received Honorable Mention status by at least one organization, with another being selected as a Freshman All-American.

Houston posted the third-most improved record in the nation last season, marking the fourth straight season that C-USA has produced one of the nation's three most improved teams. The Cougars improved their win total by four games in 1999, trailing only Hawaii (+8) and Stanford (+5) among the nation's most improved teams. East Carolina and Memphis tied for the fifth-best improvement by winning three more games last season than the season before.

Conference USA had a record 22 players participate in five different postseason all-star games.

For the second straight season, Conference USA had at least one individual and one team statistical champion, with two individuals and one team leading the nation in 1999. UAB's **RODREGIS BROOKS** was the nation's leading interceptor (tied) with nine INTs in 11 games, an average of 0.82 per game. East Carolina's **ANDREW BAYES** paced the nation in punting almost all season, finishing the year with a nation-best average of 48.1 yards per punt. A total of 14 individuals and six teams finished ranked in the top five of the various statistical categories.



# Inside

2	SID Directory	27-34	Cincinnati	<b>HISTORY/RECORDS</b>	
3	Media Services	35-42	East Carolina	104-116	C-USA Records
4	Preseason Awards	43-50	Houston	117-118	Career Records
5	2000 Schedule	51-58	Louisville	119	Miscellaneous Records
6-7	C-USA Notebook	59-66	Memphis	120	Annual Standings
8-11	Conference USA	67-74	Southern Miss	121	Bowl Results
12	Commissioner Mike Slive	75-82	Tulane	122-123	Year-by-Year Leaders
13-14	Conference USA Staff	83-90	UAB	124-127	All-Time Honors
15	Football Officials/Rules Changes	<b>1999 IN REVIEW</b>		128-130	All-Time Team vs. Team
16-17	Television/Radio	92	Standings/Results/Awards	131	All-Time Television Appearances
18	The Future of C-USA	93	Honor Roll	132-133	Players in the Pros
<b>THE TEAMS</b>		94-97	Statistics - All Games	134	Postseason History
19-26	Army	98-101	Statistics - C-USA Games	135	Bowl Directory
		102	Notebook	136	Bowl Information



Southern Miss edged Louisville 30-27 on November 20, 1999, to earn its third C-USA title.



35 E. Wacker Drive Suite 650  
 Chicago, IL 60601  
 Phone 312-553-0483  
 Fax 312-553-0495/0496  
 www.c-usasports.com

## STAFF

<b>Commissioner</b>	Mike Slive (mlslive@c-usa.org)
<b>Associate Commissioner</b>	Brenda Weare (brweare@c-usa.org)
<b>Associate Commissioner</b>	Nick Floyd (rnffloyd@c-usa.org)
<b>Associate Commissioner</b>	John McNamara (jpmcnamara@c-usa.org)
<b>Assistant Commissioner</b>	Brian Teter (bjteter@c-usa.org)
<b>Assistant Commissioner</b>	Sandra Biller (slbiller@c-usa.org)
<b>Assistant Commissioner</b>	Noreen Morris (npmorris@c-usa.org)
<b>Director of Creative Services</b>	Erika Amstadt Hirschfield (erikaah@c-usa.org)
<b>Director of Information Services</b>	Russell Anderson (rdanderson@c-usa.org)
<b>Director of Sports Services</b>	Linda Jepsen (ldjepsen@c-usa.org)
<b>Business Manager</b>	Brad Stricklin (bastricklin@c-usa.org)
<b>Assistant Director of Championships</b>	Keanah Smith (kasmith@c-usa.org)
<b>Assistant Director of Information Services</b>	Pete Rhoda (pjrhoda@c-usa.org)
<b>Administrative Assistant</b>	Marilyn Thivel (mthivel@c-usa.org)
<b>Administrative Assistant</b>	Audrey Gardner (aegardner@c-usa.org)
<b>Administrative Assistant</b>	Barbara Brown (bjbrown@c-usa.org)
<b>Receptionist</b>	Pat Jendrus (pajendrus@c-usa.org)
<b>Information Services Asst.</b>	Roscelle Bullock (rmbullock@c-usa.org)
<b>Compliance/Championship Asst.</b>	Anthony Moses (ajmoses@c-usa.org)

## CREDITS

2000 Conference USA Football is a publication of Conference USA; Mike Slive, Commissioner. For additional information and copies, please contact the C-USA Media Relations Department.

Managing Editor: Erika Amstadt Hirschfield  
 Co-Editor: Russell Anderson  
 Editorial Assistance: Brian Teter, Pete Rhoda, Wendy Thomas  
 Cover Design and Production: Steve Klink  
 Photography: Mark Lynch, Jerry Ward, Alan Monther, UIC Photographic Services and courtesy of C-USA Sports Information departments and NFL teams' Public Relations departments  
 Printing/Typesetting: Alpha Beta Press, Tinley Park, Illinois (Steve Smits & Joyce Schuster)

Conference USA extends special thanks to the sports information staffs for their assistance in preparation of this publication.

<b>Coordinators of Officials</b>	
<b>Baseball</b>	Richard Fetchiet
<b>Men's Basketball</b>	Dale Kelley
<b>Women's Basketball</b>	Bill Stokes
<b>Football</b>	Jim Campbell
<b>Soccer</b>	David Harris
<b>Softball</b>	Joe Thompson
<b>Volleyball</b>	Marcia Alterman

# SFD Directory



**CONFERENCE USA**

35 E. Wacker Drive Suite 650  
Chicago, IL 60601  
312/553-0483  
FAX 312/553-0495/0496  
bjteter@c-usa.org  
erikaah@c-usa.org  
rdanderson@c-usa.org  
pjrhoda@c-usa.org  
rmbullock@c-usa.org

Brian Teter, Assistant Commissioner  
Erika Amstadt Hirschfield, Director of Creative Services  
Russell Anderson, Director of Information Services  
Pete Rhoda, Assistant Director of Information Services  
Roscelle Bullock, Information Services Assistant



**ARMY**



Building 639, Howard Road  
West Point, NY 10996  
845/938-3512 Fax 845/446-2556  
yr7587@usma.army.mil

**\*Bob Beretta, Assistant Athletic Director**  
Mike Albright, Associate  
Mady Salvani, Assistant  
Jon Terry, Assistant

**CINCINNATI**



309 Laurence Hall  
Cincinnati, OH 45221-0021  
513/556-5191 Fax 513/556-0619  
brian.mccann@uc.edu

Tom Hathaway, Assistant Athletic Director  
**\*Brian McCann, Associate**  
Jeremy Hartigan, Assistant  
Jill Warren, Assistant

**EAST CAROLINA**



Ward Sports Medicine Building  
Greenville, NC 27858  
252/328-4522 Fax 252/328-4528  
reillyn@mail.ecu.edu

**\*Norm Reilly, Assistant Athletic Director**  
Mendy Nestor, Assistant  
Jerry Trickie, Assistant

**HOUSTON**



3100 Cullen Boulevard  
Houston, TX 77004  
713/743-9404 Fax 713/743-9411  
cburkha@bayou.uh.edu

**\*Chris Burkhalter, Associate Athletic Director**  
Rick Poulter, Assistant  
John Sullivan, Assistant

**LOUISVILLE**



Student Activities Center  
Floyd and Brandeis Streets  
Louisville, KY 40292  
502/852-6581 Fax 502/852-7401  
ken.horn@louisville.edu

Kenny Klein, Assistant Athletic Director  
Nancy Smith, Associate  
**\*Ken Horn, Assistant**  
Kim Pemberton, Assistant  
Lori Korte, Assistant  
Sean Moth, Assistant

**MEMPHIS**



205 Athletic Office Building  
570 Normal  
Memphis, TN 38152  
901/678-2337 Fax 901/678-4134  
bwinn@cc.memphis.edu

**\*Bob Winn, Assistant Athletic Director**  
Jennifer Rodrigues, Associate  
Ron Mears, Assistant

**SOUTHERN MISS**



Southern Station, Box 5161  
Hattiesburg, MS 39406-5161  
601/266-4503 Fax 601/266-4507  
regiel.napier@usm.edu

**\*Regiel Napier, Director**  
Shirley Hill, Associate  
Mike Williams, Assistant

**TULANE**



Wilson Center  
Ben Weiner Drive  
New Orleans, LA 70118-5681  
504/865-5506 Fax 504/865-5512  
dturner@mailhost.tcs.tulane.edu

**\*Donna Turner, Assistant Athletic Director**  
Richard Paige, Associate  
Philip Allison, Assistant  
Krisden Wunsch, Assistant

**UAB**



115 Bartow Arena  
617 13th Street South  
Birmingham, AL 35294-1160  
205/934-7586 Fax 205/975-9865  
wileyg@uab.edu

**\*Grant Shingleton, Director**  
TBA, Associate  
Mark Crawford, Assistant

**\*Football Contact**



# Media Services

## FAX ON DEMAND

Conference USA and its member institutions will offer media information via e-mail or fax through Pivotal Communications. An information directory will be enclosed with the media guide or it can be accessed through the system for your reference. The fax on demand system is intended for media use only. Therefore, please contact the media relations department to obtain the access phone number.

If you have any additional questions regarding the conference's fax on demand system or require any additional assistance to access information about football and any other conference sport, please contact the media relations department.

## FAX ON DEMAND MENU

Conference USA Directory	1100
C-USA Football Release	1130
C-USA Football Statistics	1131
C-USA Football Notes	1132
C-USA Football Special Release	1135

## TELECONFERENCE

Conference USA coaches will be featured on a teleconference from 1-2:30 p.m. Central during the 2000 season. The call will be held each Monday, with the first call scheduled for August 28. Media representatives wishing to participate on the teleconference should contact the conference office to obtain the access phone number. A tentative schedule is listed below, all times Central.

Players of the Week/Notes	1:00p
Rick Minter, Cincinnati	1:05p
Steve Logan, East Carolina	1:13p
John L. Smith, Louisville	1:21p
Watson Brown, UAB	1:29p
Dana Dimel, Houston	1:37p
Rip Scherer, Memphis	1:45p
Jeff Bower, Southern Miss	1:53p
Chris Scelfo, Tulane	2:01p
Todd Berry, Army	2:09p
Media Notes	2:17p

## PRESS RELEASES

Conference USA football weekly press releases contain statistical information, updates, as well as notes, standings, schedules and results. The entire release will be available to the media prior to the Monday teleconference.

## PLAYERS OF THE WEEK

Conference USA will name Offensive, Defensive and Special Teams Players of the Week each Monday during the regular season on the media teleconference. The Players of the Week are selected by a media panel with one media representative in each of the member institution's cities.

## POSTSEASON AWARDS

Conference USA names first and second All-Conference teams, an All-Freshman Team, Offensive, Defensive and Special Teams Players of the Year, Freshman of the Year and Coach of the Year at the conclusion of the regular season. The award winners are selected from a poll of media representatives and head coaches.

## SATELLITE FEED

Highlight clips from C-USA football teams will be available via satellite each week. Contact the media relations department for details.

## E-MAIL/WEBSITE

All of the information provided by the media relations department is available on the official conference website - [www.c-usasports.com](http://www.c-usasports.com).

For direct e-mail distribution, please contact the media relations department.

## C-USA MEDIA RELATIONS

**Brian Teter**  
Assistant Commissioner  
Home: 630/960-2406

**Russell Anderson**  
Director of Information Services  
Home: 630/969-4722

**Pete Rhoda**  
Asst. Director of Information Services  
Home: 630/455-5928

**Roscelle Bullock**  
Information Services Assistant

## What's in a Name?

Several Conference USA institutions are often misrepresented when it comes to the correct spelling and abbreviation of their names. The following is a list of names which seem to cause the most confusion. Please be sure to use the correct names when referring to Conference USA and its schools.

### Correct Usage

Conference USA  
C-USA

Charlotte

DePaul  
DE PAUL

Saint Louis

Southern Miss

TCU

UAB

### NEVER USE!!

Conf. USA  
CUSA

UNC-Charlotte  
North Carolina-Charlotte  
NC-Charlotte  
N.C.-Charlotte

Depaul  
DEPAUL

St. Louis

So. Miss.  
So. Mississippi

Texas Christian

Alabama-Birmingham  
Ala.-Birmingham  
Ala./Birmingham

# Preseason Awards



Cedric Scott, Southern Miss



David Garrard, East Carolina



Defending league champion Southern Miss has been chosen to repeat as the 2000 Conference USA football champion, according to the league's head coaches. The Golden Eagles edged East Carolina for the top spot, garnering five first-place votes and 76 total points to ECU's four first-place votes and 75 total points.

USM senior defensive end Cedric Scott, a first team All-Conference USA selection last season, was chosen the preseason Defensive Player of the Year. Last season, Scott recorded 49 tackles, including 14 tackles for loss and four sacks. Golden Eagle teammates Derrick Nix (RB) and Leo Barnes (DB) were also named to the league's preseason all-conference team.

East Carolina is led by preseason Offensive Player of the Year, junior QB David Garrard. Garrard averaged 259 yards of offense per game last season, throwing for a total of 2,359 yards and rushing for 493 yards, the most by a Pirate QB in more than 30 years. Garrard is joined by five Pirate teammates on the all-league list, giving ECU a league-high six selections. Also represented are RD Jamie Wilson, OL Sherwin Lacewell, DL Mbayo Ahmadu, LB Pernel Griffin and return specialist Keith Stokes.

Louisville edged out Memphis for third place in the preseason poll. The Cardinals, aiming for their third consecutive bowl berth, will look to three preseason all-league selections (WR Arnold Jackson, OL Jason Padget and DB Antonio Roundtree). The Tigers feature kicker Ryan White, the preseason Special Teams Player of the Year and LB Kamal Shakir, as they look to improve on last season's 5-6 record and second place finish in C-USA.

UAB was picked to finish fifth, just ahead of Cincinnati and Houston. The Blazers, who also tied for second in 1999, feature DB Adrian Singleton, while the Bearcats and Cougars each placed three players on the all-league squad (OL Doug Rosfeld, DL Mario Monds and punter Adam Wulfeck for Cincinnati and OL Josh Lovelady, WR Orlando Iglesias and DL Nikia Adderson for Houston).

Rounding out the preseason poll are Tulane and Army. The Green Wave are represented on the preseason All-Conference team by OL Bernard Robertson and WR Adrian Burnette, while Army LB Lyle Weaver earned a spot on the preseason team.

## Preseason Poll

(As selected by the league's head coaches)

- 1. Southern Miss (5) 76
- 2. East Carolina (4) 75
- 3. Louisville 53
- 4. Memphis 50
- 5. UAB 44
- 6. Cincinnati 41
- 7. Houston 40
- 8. Tulane 22
- 9. Army 10

### First Team Offense

- QB David Garrard, East Carolina
- RB Derrick Nix, Southern Miss
- RB Jamie Wilson, East Carolina
- OL Sherwin Lacewell, East Carolina
- OL Josh Lovelady, Houston
- OL Jason Padget, Louisville
- OL Bernard Robertson, Tulane
- OL Doug Rosfeld, Cincinnati
- WR Adrian Burnette, Tulane
- WR Orlando Iglesias, Houston
- WR Arnold Jackson, Louisville

### First Team Special Teams

- RS Keith Stokes, East Carolina
- PK Ryan White, Memphis
- P Adam Wulfeck, Cincinnati

### First Team Defense

- DL Mbayo Ahmadu, East Carolina
- DL Nikia Adderson, Houston
- DL Mario Monds, Cincinnati
- DL Cedric Scott, Southern Miss
- LB Pernel Griffin, East Carolina
- LB Kamal Shakir, Memphis
- LB Lyle Weaver, Army
- DB Leo Barnes, Southern Miss
- DB DeJuan Gossett, Cincinnati
- DB Antonio Roundtree, Louisville
- DB Adrian Singleton, UAB

### Offensive Player of the Year

David Garrard, QB, East Carolina

### Defensive Player of the Year

Cedric Scott, DE, Southern Miss

### Special Teams Player of the Year

Ryan White, K, Memphis



# 2000 Schedule

## SATURDAY, SEPTEMBER 2

East Carolina at Duke	6:00p
Houston at Rice	8:00p
Kentucky at Louisville	7:00p
Mississippi State at Memphis	3:30p
Southern Miss at Tennessee	7:30p
Tulane at Mississippi	12:30p

## MONDAY, SEPTEMBER 4

<b>Army at Cincinnati</b>	<b>4:30p</b>
---------------------------	--------------

## THURSDAY, SEPTEMBER 7

Virginia Tech at East Carolina	8:00p
Chattanooga at UAB	8:00p

## SATURDAY, SEPTEMBER 9

Syracuse at Cincinnati	3:30p
Houston at Louisiana State	8:00p
Grambling at Louisville	7:00p
Louisiana-Monroe at Memphis	8:00p
Boston College at Army	Noon

## SATURDAY, SEPTEMBER 16

Cincinnati at Wisconsin	2:00p
<b>Tulane at East Carolina</b>	<b>3:30p</b>
<b>Army at Houston</b>	<b>8:00p</b>
Memphis at Arkansas State	7:00p
Southern Miss at Alabama	9:00p
*UAB at Kansas	7:00p

## SATURDAY, SEPTEMBER 23

Cincinnati at Indiana	2:00p
Syracuse at East Carolina	Noon
Houston at Texas	TBA
Louisville at Florida State	6:00p
<b>Memphis at Army</b>	<b>1:00p</b>
Southern Miss at Oklahoma State	7:00p
Tulane at SMU	7:00p
UAB at Louisiana State	8:00p

## SATURDAY, SEPTEMBER 30

<b>Cincinnati at Tulane</b>	<b>6:00p</b>
SMU at Houston	8:00p
Connecticut at Louisville	2:00p
<b>Memphis at Southern Miss</b>	<b>7:00p</b>
Louisiana at UAB	3:30p

## SATURDAY, OCTOBER 7

Army at New Mexico State	8:00p
<b>Louisville at UAB</b>	<b>3:30p</b>
<b>Houston at Cincinnati</b>	<b>1:00p</b>
<b>East Carolina at Memphis</b>	<b>8:00p</b>
South Florida at Southern Miss	7:00p
Tulane at Louisiana	5:00p

## SATURDAY, OCTOBER 14

<b>Army at East Carolina</b>	<b>3:30p</b>
<b>Cincinnati at Louisville</b>	<b>2:00p</b>
<b>Memphis at UAB</b>	<b>3:30p</b>
<b>Southern Miss at Tulane</b>	<b>3:30p</b>

## THURSDAY, OCTOBER 19

<b>East Carolina at Louisville</b>	<b>7:00p</b>
------------------------------------	--------------

## SATURDAY, OCTOBER 21

Middle Tennessee State at UAB	4:00p
<b>Houston at Memphis</b>	<b>8:00p</b>
<b>Tulane at Army</b>	<b>Noon</b>

## SATURDAY, OCTOBER 28

<b>UAB at East Carolina</b>	<b>3:30p</b>
Miami (Ohio) at Cincinnati	2:00p
<b>Southern Miss at Houston</b>	<b>3:30p</b>
<b>Tulane at Louisville</b>	<b>2:00p</b>

## SATURDAY, NOVEMBER 4

Air Force at Army	1:00p
<b>UAB at Cincinnati</b>	<b>1:00p</b>
<b>Houston at Tulane</b>	<b>6:00p</b>
<b>Louisville at Southern Miss</b>	<b>3:00p</b>
Tennessee at Memphis	2:00p

## SATURDAY, NOVEMBER 11

<b>Army at Louisville</b>	<b>2:00p</b>
<b>Cincinnati at Memphis</b>	<b>2:00p</b>
<b>Houston at East Carolina</b>	<b>TBA</b>
Navy at Tulane	6:00p
<b>Southern Miss at UAB</b>	<b>3:30p</b>

## SATURDAY, NOVEMBER 18

<b>UAB at Army</b>	<b>1:00p</b>
<b>Southern Miss at Cincinnati</b>	<b>1:00p</b>
East Carolina at West Virginia	Noon
<b>Louisville at Houston</b>	<b>3:30p</b>
<b>Memphis at Tulane</b>	<b>6:00p</b>

## FRIDAY, NOVEMBER 24

<b>East Carolina at Southern Miss</b>	<b>1:30p</b>
---------------------------------------	--------------

## SATURDAY, DECEMBER 2

Army vs. Navy (Baltimore, Md.)	Noon
--------------------------------	------

**Conference games in bold italics**  
\*designated conference game

All times are Eastern  
All dates and times subject to change



# C-USA Notebook

## SEVEN-GAME WINNERS

For the first time in its brief four-year history, Conference USA had four teams (East Carolina, Houston, Louisville and Southern Miss) post at least seven regular season victories. Only the Big Ten, Big 12 and SEC had more than four teams that won at least seven games.

## TOUGH DEFENSE

East Carolina was one of three Division I-A teams (Kansas State and Marshall) that held five opponents under 10 points in a game last season. The Pirates held Duke (9), South Carolina (3), Tulane (7), Houston (3) and North Carolina State (6) to single-digit scoring.

## BLANKED

Southern Miss was one of six teams in Division I-A that have recorded multiple shutouts last season. The Golden Eagles blanked Army and Louisiana-Lafayette. USM was joined by Kansas State, Maryland, Nebraska, Oklahoma and Virginia Tech in accomplishing this feat. The Golden Eagles led C-USA in scoring defense, allowing just 15.6 points per game.

## HOUSTON THIRD-MOST IMPROVED

Houston posted the third-largest improvement in Division I-A in 1999. That marks the fourth straight season that C-USA has produced one of the nation's three most improved teams. Here's a look at the most improved Division I-A programs last season:

School	1999	1998	Imp.
Hawaii	8-4	0-12	+8
Stanford	8-3	3-8	+5
<b>HOUSTON</b>	7-4	3-8	+4
Boston College	8-3	4-7	+4

NOTE: East Carolina and Memphis tied for the fifth-largest improvement at three games.

## SCORING NOTES

Conference USA was the only Division I-A league that had all of its teams average at least 20 points per game. Below is each C-USA team's points per game average from the 1999 season:

Louisville	37.5
East Carolina	29.0
Southern Miss	28.2
Tulane	25.4
Cincinnati	25.0
Houston	23.1
UAB	22.5
Memphis	21.1
Army	20.5

## 1999 CONFERENCE USA SCHEDULING NOTE

Conference USA schools played 17 of its 45 regular season non-conference games (38 percent) against schools that were nationally-ranked during the 1999 season. League members played 20 non-league games (45 percent) against teams that were bowl-eligible.

## CONFERENCE CALL

Over the last three seasons (1997-1999), Southern Miss has posted a 17-1 mark in conference play, the second-best league record in Division I-A. Here's a look at the top conference marks over that period.

1.	Florida State	23-1 (.958)
2.	<b>SOUTHERN MISS</b>	17-1 (.941)
3.	Tennessee	21-2 (.913)
4.	Kansas State	20-2 (.909)
5.	Marshall	19-2 (.905)
6.	Michigan	20-3 (.869)
	Nebraska	20-3 (.869)
8.	Florida	19-3 (.864)

## CATCHING ON

Louisville's ARNOLD JACKSON is tied with the Toledo's Mel Long for the most consecutive games with at least one catch entering the 2000 season. Here's a look at the leaders:

1.	<b>Arnold Jackson, Louisville</b>	35
	Mel Long, Toledo	35
3.	Jermale Kelly, South Carolina	33
4.	<b>Orlando Iglesias, Houston</b>	31
5.	Khori Ivy, West Virginia	28

## BLOCK PARTY

Conference USA had three of the five most proficient schools when it came to blocking kicks last season. Here's a look at the top five:

1.	Nebraska	10
2.	<b>Memphis</b>	9
	<b>Southern Miss</b>	9
4.	<b>East Carolina</b>	7
	Central Florida	7

## REGULARS

Houston's JASON MCKINLEY is tied with Arizona State's Ryan Kealey for the most regular season starts (30) of any senior quarterback in Division I-A.

## RETURNING STARTERS

Here's a look at the returning starters on offense, defense and special teams for each Conference USA school:

School	Off.	Def.	ST
Army	3	7	0
Cincinnati	10	8	2
East Carolina	9	6	1
Houston	6	4	2
Louisville	5	7	1
Memphis	5	9	1
Southern Miss	8	7	1
Tulane	8	9	2
UAB	8	8	0



# C-USA Notebook

## 2000 Returning Statistical Leaders

### Rushing

RB Derrick Nix, Southern Miss  
1999: 255 for 1,054 yards; 4.1 avg;  
8 TD; 4th - C-USA

### Passing Yardage

QB Patrick Ramsey, Tulane  
1999: 513-310-24; 3,349 yards;  
25 TD; 2nd- C-USA

### Passing Efficiency

QB Jeff Kelly, Southern Miss  
1999: 143.7; 260-153-11;  
2,062 yards; 21 TD; 1st- C-USA

### Receptions

WR Arnold Jackson, Louisville  
1999: 101 for 1,209 yards; 12.0  
avg.; 9 TD; 1st- C-USA

### Receiving Yards

WR Arnold Jackson, Louisville  
1999: 101-1,209 yards; 12.0 avg.;  
9 TD; 1st- C-USA

### All-Purpose Yards

WR Arnold Jackson, Louisville  
1999: 1,507 total yards; 27 rushing,  
1,209 receiving, 261 punt return  
yards, 10 kick return yards; 4th- C-USA

### Total Offense

QB Patrick Ramsey, Tulane  
1999: 3,349 total yards; -61 rushing,  
3,410 passing (577 plays) 2nd- C-USA

### Scoring

K Seth Marler, Tulane  
1999: 75 points; 0 TD; 30XP; 15  
FG; 3rd- C-USA

### Field Goals

K Seth Marler, Tulane  
1999: 1.36 FG per game; 15-21  
(71.4 %); 1st- C-USA

### Punting

P Casey Roussel, Tulane  
1999: 55 for 2,429 yards; 44.2  
avg.; 2nd- C-USA

### Tackles

LB Kamal Shakir, Memphis  
1999: 143 (87-56); 12 TFL; 6  
sacks; 1 PBU; 1st- C-USA

### Interceptions

CB Rashad Holman, Louisville  
1999: 5; 0.45 IPG; 0 TD;  
3rd- C-USA

### LETTERWINNERS

Here's a look at the number of lettermen returning and lost for each C-USA school:

School	Ret.	Lost
Army	32	34
Cincinnati	54	10
East Carolina	48	19
Houston	51	19
Louisville	39	19
Memphis	52	16
Southern Miss	50	18
Tulane	46	10
UAB	60	13

### ROAD WARRIORS

Five Division I-A teams will open the 2000 season with three consecutive road games, including two C-USA schools. Southern Miss and Tulane join Brigham Young, Miami (Ohio) and Mississippi State in playing three on the road to start the year. Southern Miss is the only one of the five that opens with three straight non-conference games.

### CONSISTENT WINNERS

There are 16 Division I head coaches that enter the 2000 season with three consecutive seasons with at least seven wins, including two in Conference USA. Southern Miss head coach JEFF BOWER has posted seasons with nine, seven and nine wins, while first-year Houston head coach DANA DIMEL arrives from Wyoming after winning eight, eight and seven games over that span.

### CATCHING ON

Conference USA has two of the most productive receivers in college football returning this fall. Here's a look at where Louisville's ARNOLD JACKSON and Houston's ORLANDO IGLESIAS rank on the active career reception and yard charts:

### Active Career Reception Leaders

- 236 - Arnold Jackson (Louisville)
- 168 - Steve Neal (Western Michigan)
- 155 - Orlando Iglesias (Houston)
- 145 - DeRonnie Pitts (Stanford)
- 142 - Nate Poole (Marshall)

### Active Career Reception Yards

- 3,061 - Arnold Jackson (Louisville)
- 2,751 - Steve Neal (Western Michigan)
- 2,123 - Morgan Hooks (Brigham Young)
- 2,060 - DeRonnie Pitts (Stanford)
- 2,051 - Orlando Iglesias (Houston)

### RUSHING UP THE CHARTS

Southern Miss junior running back DERRICK NIX has been one of the nation's most productive rushers in his first two collegiate seasons. Here's a look at where he ranks among the active Division I-A rushing leaders:

### NCAA DIVISION I-A ACTIVE CAREER RUSHING LEADERS

Player, School	Yards	Att.	Avg.
LaMont Jordan, Maryland (Sr., RB)	3,227	594	5.4
LaDainian Tomlinson, TCU (Sr., RB)	3,105	538	5.8
Anthony Thomas, Michigan (Sr., RB)	2,737	605	4.5
Robert Sanford, W. Michigan (Sr., RB)	2,648	545	4.9
Ken Simonton, Oregon State (Jr., RB)	2,514	518	5.2
Ricky Williams, Texas Tech (Sr., RB)	2,489	507	4.9
Travis Minor, Florida State (Sr., RB)	2,295	483	4.8
Deuce McAllister, Ole Miss (Sr., RB)	2,293	457	5.0
DERRICK NIX, SOUTHERN MISS (Jr., RB)	2,234	481	4.6

### ALL-PURPOSE LEADERS

Conference USA has two of the 10 most productive players in terms of all-purpose yardage in Division I-A in Louisville senior wide receiver ARNOLD JACKSON and Southern Miss junior running back DERRICK NIX. Here's a look at where each ranks among the active Division I-A all-purpose leaders:

### NCAA DIVISION I-A ACTIVE CAREER ALL-PURPOSE YARD LEADERS

Player, School	Rush	Rec.	KOR	PR	Yards
LaDainian Tomlinson, TCU (Sr., RB)	3,105	196	838	0	4,139
Arnold Jackson, Louisville (Sr., WR)	54	3,061	692	222	4,029
Anthony Thomas, Michigan (Sr., RB)	2,737	539	720	0	3,996
LaMont Jordan, Maryland (Sr., RB)	3,227	450	76	0	3,753
Deuce McAllister, Ole Miss (Sr., RB)	2,293	426	652	30	3,401
Deonce Whitaker, San Jose State (Sr., RB)	1,488	175	1,610	19	3,292
Hodges Mitchell, Texas (Sr., RB)	1,546	357	811	300	3,014
Ken Simonton, Oregon State (Jr., RB)	2,514	308	0	65	2,877
Robert Sanford, W. Michigan (Sr., RB)	2,648	338	0	0	2,986
Derrick Nix, Southern Miss (Jr., RB)	2,225	210	0	0	2,435



# Conference USA



In the world of inter-collegiate sports, many considered the formation of Conference USA a bold move. Its formation occurred during a significant period of major conference realignment and restructuring of the NCAA. C-USA established a strong foundation while quickly earning a reputation of successfully competing at the highest levels of intercollegiate athletics. Capitalizing on the strengths of its 15 distinguished and diverse universities, Conference USA has quickly emerged as one of the nation's top conferences.

The millennium brings a new look to the league with membership expansion and the introduction of a brand identity program, featuring a family of new marks. East Carolina and TCU will join the league in all sports beginning in 2001-02 and South Florida will become a football member in 2003. The new marks reflect the urban, progressive and bold nature of the C-USA brand and are part of a comprehensive marketing and promotional program designed to reinforce the conference's athletic and national emergence.

C-USA member institutions span 13 states, more than any other Division I-A conference and are located in 13 major television markets. Along with the ACC, Big East, Big Ten, Big 12, Pac-10 and SEC, Conference USA is one of the seven conferences that has significant representation in the NCAA governance structure. The conference enjoys prominent national television exposure, NCAA automatic qualifications and major bowl tie-ins.

### Success On and Off the Playing Field

Conference USA performers have achieved success in competition, placing the league among the top conferences in the nation. The league has consistently rated as one of the top basketball leagues in the country, producing 33 postseason teams (19 NCAA and 14 NIT). The conference also enjoys strong fan support, drawing more than 1.5 million fans each year and placing the league among the nation's best in home attendance.

C-USA football, which began competition in 1996, has rated among the top seven conferences in the nation. Nine football teams have earned bowl bids in the last four years, including Southern Miss which finished last season nationally ranked for the second time in three years. C-USA is a member of the Bowl

Championship Series, and sends its regular season champion to the AXA Liberty Bowl in Memphis, Tenn., and teams to the GMAC Mobile Alabama Bowl, the new galleryfurniture.com Bowl in Houston and the Motor City Bowl in Pontiac, Mich.

Conference USA women's sports have also enjoyed success. In women's basketball, the league has produced 20 NCAA teams in its first five campaigns, including one team in the Sweet 16, along with five WNIT appearances. In volleyball, the league has earned 13 NCAA bids, with Louisville reaching the Sweet 16 in 1996 and 1998.

## Member Institutions

- ARMY
- CHARLOTTE
- CINCINNATI
- DE PAUL
- EAST CAROLINA
- HOUSTON
- LOUISVILLE
- MARQUETTE
- MEMPHIS
- SAINT LOUIS
- SOUTH FLORIDA
- SOUTHERN MISS
- TCU
- TULANE
- UAB

In addition, 12 soccer teams, 11 baseball teams and two softball teams have earned NCAA Tournament bids. C-USA has also sent two men's soccer teams to the Final Four and two teams to the Women's College World Series. The league has also had numerous NCAA individual and team competitors in golf, tennis and track and field. Overall, Conference USA teams and individuals have made 158 NCAA appearances.

Among C-USA's 5,000 student-athletes, there are champions off the playing field as well. In four years, 40 student-athletes earned national GTE Academic All-America honors, while 83 were named All-District. In addition, more than 4,000 student-athletes have been named to the Commissioner's Honor Roll or received the Commissioner's Academic Medal, indicative of outstanding achievement in the classroom. The conference annually awards six postgraduate

scholarships, along with the Sport Academic Award, Scholar Athletes of the Year and the Institutional Academic Excellence Award.

Conference USA's television partners for men's basketball are ESPN Regional Television (formerly Creative Sports) and ESPN Inc., while teams can also be seen on CBS and ABC. The league's football television partner, Fox Sports Net, features a conference game of the week and C-USA teams also make appearances on ESPN, ESPN2, ABC and CBS. Women's basketball, along with volleyball, soccer, baseball and softball enjoy television exposure on Fox Sports Net, ESPN and ESPN2.

### A Proud History

The conference unveiled its name, logo and commissioner on April 24, 1995 in Chicago. Mike Slive was named the first commissioner of Conference USA. Eleven of the institutions began athletic participation in 1995, while Houston joined competition in the fall of 1996. Conference USA added East Carolina (September, 1996) and the United States Military Academy (March, 1997) as football members. ECU began league competition in 1997; Army in 1998 and UAB in 1999. TCU will begin league play in 2001 and USF in 2003.

Conference USA sponsors 18 sports - baseball, basketball, cross country, football, golf, soccer, tennis, and track and field (indoor and outdoor) for men and basketball, cross country, golf, soccer, softball, tennis, track and field (indoor and outdoor), and volleyball for women. The league's championship competition is enhanced by NCAA automatic bids in volleyball, men's and women's basketball, men's and women's soccer, men's and women's tennis and baseball.

Men's and women's basketball and volleyball compete in two divisions. Charlotte, Cincinnati, DePaul, Louisville, Marquette, and Saint Louis comprise the American Division, while Houston, Memphis, South Florida, Southern Miss, Tulane and UAB make up the National Division. All other sports compete in a single division.

The Presidents of the member institutions serve as Conference USA's Board of Directors. Dr. Joseph Steger of Cincinnati has served as the chair for the past four years and will be succeeded by Dr. J.H. Woodward of Charlotte. In addition to Drs. Steger and Woodward, Rev. Lawrence Biondi of Saint Louis, Dr. Horace Fleming of Southern Miss and Dr. Richard Eakin of East Carolina serve on the Board's Executive Committee. Commissioner Slive serves on the NCAA Management Council.





# Conference USA

## 2000-2001 CHAMPIONSHIPS/TOURNAMENTS

Sport	Date	Site	Host
Cross Country	October 28	St. Louis, Mo.	Saint Louis
Women's Soccer	November 1-4	St. Louis, Mo.	Saint Louis
Men's Soccer	November 9-12	Highest Seed	
Volleyball	November 16-19	Charlotte, N.C.	Charlotte
Indoor Track & Field	February 23-24	Houston, Texas	Houston
Women's Basketball	March 2-5	Milwaukee, Wis.	Marquette
Men's Basketball	March 7-10	Louisville, Ky.	Louisville
Men's Tennis	April 19-22	New Orleans, La.	Tulane
Women's Tennis	April 19-22	Hattiesburg, Miss.	Southern Miss
Women's Golf	April 20-22	Birmingham, Ala.	UAB
Men's Golf	April 23-25	Navarre, FL	C-USA
Outdoor Track & Field	May 10-12	Tampa, Fla.	South Florida
Softball	May 10-12	Louisville, Ky.	Louisville
Baseball	May 16-20	New Orleans, La.	Tulane

## 1999-00 CHAMPIONS

Sport	Tournament Champion	Sport	Regular Season Champion
Men's Cross Country	Title Vacated	Men's Soccer	UAB, Saint Louis
Women's Cross Country	South Florida	Women's Soccer	Saint Louis
Men's Soccer	UAB	Volleyball	Cincinnati, Houston, Louisville
Women's Soccer	Marquette	Football	Southern Miss
Volleyball	Cincinnati	Women's Basketball	Tulane
Men's Indoor Track and Field	Houston	Men's Basketball	Cincinnati
Women's Indoor Track and Field	South Florida	Baseball	Houston
Women's Basketball	Tulane	Softball	Southern Miss
Men's Basketball	Saint Louis		
Women's Tennis	South Florida		
Men's Tennis	Louisville		
Women's Golf	South Florida		
Men's Golf	Houston		
Baseball	Houston		
Softball	Southern Miss		
Women's Outdoor Track and Field	Houston		
Men's Outdoor Track and Field	Houston		

### Regular Season Championships

Cincinnati	9
South Florida	7
Marquette	7
Louisville	6
Tulane	5
Houston	4
Memphis	4
Southern Miss	2
Charlotte	2
Saint Louis	2
UAB	2
DePaul	1

### Tournament Championships

Houston	19
South Florida	17
Marquette	12
Tulane	9
Cincinnati	8
Memphis	4
Charlotte	4
Louisville	3
Saint Louis	3
UAB	2
Southern Miss	1
DePaul	0

### NCAA Appearances

Houston	27
South Florida	25
Tulane	22
Louisville	17
Marquette	12
Cincinnati	10
UAB	10
Charlotte	8
Southern Miss	8
Memphis	7
Saint Louis	6
DePaul	5
East Carolina	1



# Conference USA

## Baseball

- All-Conference
- First Team
- Second Team
- Freshman of the Year
- All-Freshman Team
- Player of the Year
- Pitcher of the Year
- Coach of the Year
- Hitter of the Week
- Pitcher of the Week
- All-Tournament Team
- Tournament MVP

## Men's and Women's Basketball

- All-Conference
- First Team
- Second Team
- Third Team
- Freshman of the Year
- All-Freshman Team
- Player of the Year
- Sixth Player of the Year
- Defensive Player of the Year
- Coach of the Year
- Player of the Week
- All-Tournament Team
- Tournament MVP

## Men's and Women's Cross Country

- All-Conference
- First Team
- Second Team
- Third Team
- Freshman of the Year
- Athlete of the Year
- Coach of the Year
- Athlete of the Week

## Football

- All-Conference
- First Team
- Second Team
- All-Freshman Team
- Freshman of the Year
- Offensive Player of the Year
- Defensive Player of the Year
- Special Teams Player of the Year
- Coach of the Year
- Offensive Player of the Week
- Defensive Player of the Week
- Special Teams Player of the Week

## Men's and Women's Golf

- All-Conference Team
- Freshman of the Year
- Player of the Year
- Coach of the Year
- Athlete of the Week

## Men's and Women's Soccer

- All-Conference
- First Team
- Second Team
- Third Team
- Freshman of the Year
- All-Freshman Team
- Player of the Year
- Defensive Player of the Year
- Coach of the Year
- Offensive Player of the Week
- Defensive Player of the Week
- Tournament Most Valuable Midfielder
- Tournament Most Valuable Goalkeeper
- Tournament Most Valuable Defender
- Tournament Most Valuable Forward

## Softball

- All-Conference
- First Team
- Second Team
- Freshman of the Year
- All-Freshman Team
- Player of the Year
- Pitcher of the Year
- Coach of the Year
- Hitter of the Week
- Pitcher of the Week
- All-Tournament Team
- Tournament MVP

## Men's and Women's Tennis

- All-Conference
- First Team
- Second Team
- Third Team
- Freshman of the Year
- Player of the Year
- Coach of the Year
- Athlete of the Week

## Men's and Women's Indoor and Outdoor Track and Field

- All-Conference
- First Team
- Second Team
- Third Team
- Freshman of the Year
- Athlete of the Year
- Coach of the Year
- Athlete of the Week

## Volleyball

- All-Conference
- First Team
- Second Team
- Third Team
- Freshman of the Year
- All-Freshman Team
- Player of the Year
- Setter of the Year
- Coach of the Year
- Player of the Week
- All-Tournament Team
- Tournament MVP

## Academic Awards

### Institutional Academic Excellence Award

Awarded to the institution with the highest overall student-athlete GPA in conference-sponsored sports.

### Sport Academic Award

Awarded to the team in each conference-sponsored sport with the highest GPA for the current academic year.

### Commissioner's Honor Roll

Awarded to student-athletes in conference-sponsored sports that have achieved a 3.0 cumulative GPA or above.

### Commissioner's Academic Medal

Awarded to student-athletes in conference-sponsored sports that have achieved a 3.75 cumulative GPA or above.

### Scholar Athlete of the Year Award

Awarded to the top student-athlete in each conference-sponsored sport. The award is based on academic achievement (GPA minimum of 3.0), athletic achievement and service.

### Postgraduate Scholarships

Six awards of \$4,000 each for current academic year graduates. The Faculty Athletic Representatives will determine the winners at the conference's spring meetings. At least two awards must go to women and two to men.



# Conference USA



onference USA recently developed a Brand Identity Program, featuring a family of new marks, as part of a comprehensive marketing and promotional plan.

The branding system was developed in cooperation with SME Power Branding of New York, a premier sports-oriented brand marketing company. The league's interest in enhancing its brand nationally was coupled with its development and growth on and off the playing field.

The evolution of the league's brand identity was designed to reinforce the conference's athletic and national emergence. The urban, progressive, and bold nature of the brand is reflected in the new marks.

The marks are designated as the **Corporate Mark**, the **Branding Mark** and the **Cross Branding Mark**.

**The Corporate Mark**, the cornerstone of the brand, represents the continuous forward movement and energy of the league. The 12 stars of the original mark have evolved into one star, symbolizing the unity of its members.

**The Branding Mark**, derived from the Corporate Mark, represents the acronym of the conference's name, C-USA.

**The Cross Branding Mark**, the first of its kind for a major collegiate athletic conference, provides C-USA the opportunity to develop cross-marketing, cross-licensing and cross-merchandising programs with its member institutions and corporate partners. It will also provide a foundation for creating sport-specific and championship marks.

As part of the Brand Identity Program, Conference USA has developed several collateral pieces to promote the new marks, including logo slicks, a CD-ROM and Usage Brochure. The marks are also available to download from the league's website at [c-usasports.com](http://c-usasports.com).

For more information regarding the Brand Identity Program, please contact Erika Amstadt Hirschfield at the conference office.

## Corporate Partnership Program



Conference USA has expanded its Corporate Partnership Program and is aggressively working with ESPN Regional to recruit new members to join Ohio Casualty Group (OCG) and Phillips 66 on our Corporate Partner Team.

C-USA offers its partners a wide array of marketing, promotional, licensing, merchandising, and advertising benefits, as well as category exclusivity, title sponsorships, internet exposure, hospitality, on-campus recognition, etc.

In addition to providing marketing and promotional support, Corporate Partners work with the conference to enhance C-USA championships and increase support for our men's and women's student-athletes.

### For More Information About The Program Contact:

John McNamara  
Associate Commissioner  
312-553-0483 (office)  
312-553-0495 (fax)  
[jpmcnamara@c-usa.org](mailto:jpmcnamara@c-usa.org)



**CORPORATE**



**BRANDING**



**CROSS  
BRANDING**



# Commissioner Mike Slive



## The Slive File

### Personal

Full Name: Michael Lawrence Slive  
 Born: July 26, 1940  
 Hometown: Utica, New York  
 Family: Wife: Elizabeth, Daughter: Anna  
 Residence: Chicago, Illinois

### Education

Undergraduate: Dartmouth College - BA, 1962  
 Graduate: University of Virginia - JD, 1965  
 Georgetown University - LLM, 1966  
 E. Barrett Prettyman Fellowship in Trial Advocacy

### Athletic Administration Experience

1968-69 Assistant Director of Athletics  
 Dartmouth College  
 1979-81 Assistant Executive Director  
 Pacific-10 Conference  
 1981-83 Director of Athletics  
 Cornell University  
 1991-1995 Commissioner  
 Great Midwest Conference  
 1995- Commissioner  
 Conference USA

### Legal Experience

1969-1977 Partner  
 Stebbins & Bradley, Hanover, N.H.  
 1972-77 Judge of Hanover (N.H.) District Court  
 1977-79 Judicial Master and Clerk of Grafton  
 County (N.H.) Superior Court  
 1983-86 Founder  
 Law offices of Michael L. Slive,  
 Hanover, (N.H.)  
 1986-91 Partner  
 Coffield Ungaretti & Harris  
 Chicago, Ill.  
 1990-91 Senior Partner and Founder  
 Slive-Glazier Sports Group  
 Chicago, Ill. and Kansas City, Mo.

### Membership on Boards and Committees

NCAA Management Council  
 NCAA Management Council Membership Subcommittee  
 NCAA Management Council Subcommittee to Review  
 Automatic Qualification  
 NCAA Infractions Appeals Committee (Chair)  
 NCAA Football USA (Chair, Board of Directors)  
 NCAA Division I Working Group to Study Basketball  
 Issues  
 National Letter of Intent Appeals Committee (Chair)  
 Collegiate Commissioners Association  
 (Executive Vice President/Div. IA VP)  
 Sports Lawyers Association (Board of Directors)



From his early days as an athletic administrator to his current post as commissioner, Mike Slive has maintained an integral role in the ever-changing world of intercollegiate athletics. He was named the first commissioner of Conference USA on April 24, 1995. Under his direction, Conference USA has quickly emerged as one of the nation's top conferences. In addition to achieving success on and off the playing field, Conference USA has enjoyed prominent national television exposure, NCAA automatic qualifications and bowl tie-ins, including becoming a member of the Bowl Championship Series.

Slive's leadership has translated into valuable national television exposure for Conference USA with television partners Fox Sports Net (football, women's basketball, volleyball, soccer, softball and baseball) and ESPN Inc. and ESPN Regional (men's basketball), as well as appearances on ABC and CBS.

The league's championship competition is enhanced by NCAA automatic bids in volleyball, men's and women's soccer, baseball, men's and women's tennis and men's and women's basketball. In football, along with being a member of the BCS, C-USA sends its regular season champion to the AXA Liberty Bowl in Memphis, Tenn., and teams to the GMAC Mobile Alabama Bowl, the new galleryfurniture.com Bowl in Houston and the Motor City Bowl in Pontiac, Mich.

Slive's efforts have been instrumental in expanding the league's membership. East Carolina joined football competition in 1997, Army in 1998 and UAB in 1999, while South Florida will compete in football in 2003. ECU and TCU were recently added as members for all sports beginning in 2001-02.

Slive's guidance has also been beneficial for the league on a national level as one of three C-USA representatives on the NCAA Management Council.

Slive has an extensive administrative and legal background in intercollegiate athletics. He served as commissioner of the Great Midwest Conference since its formation in 1991, and played a pivotal role in the Great Midwest becoming one of the most successful and exciting conferences in the nation in the early 1990's.

His previous athletic administrative experiences include: assistant director of athletics at Dartmouth College (1968-69), assistant Executive Director of the Pacific-10 Conference (1979-81), and Director of Athletics at Cornell University (1981-83), prior to developing his sports practice specializing in representing colleges and universities in athletic-related matters.

Slive is the chair of the first NCAA Infractions Appeals Committee. He is also chair of the National Letter of Intent Appeals Committee and the NCAA Football USA Board of Directors. Slive also serves on the NCAA Management Council Membership Subcommittee and the Subcommittee to Review Automatic Qualification. The 60-year old Slive serves on the Board of Directors of the Sports Lawyers Association and is the Executive Vice President and Division IA Vice President of the Collegiate Commissioners Association (CCA).

A native of Utica, N.Y., Slive was senior partner and founder of the Mike Slive-Mike Glazier Sports Group. Prior to the formation of the Slive-Glazier Sports Group in 1990, Slive was a partner in the Chicago law firm of Coffield Ungaretti Harris & Slavin. He operated his own practice in Hanover, N.H., and served as judge of the Hanover District Court from 1972-77.

Slive graduated from Dartmouth College with a Bachelor of Arts degree in 1962. He earned a Juris Doctor from the University of Virginia Law School in 1965 and an LLM from the Georgetown University Law Center in 1966.

Slive and his wife, Elizabeth, are the parents of a daughter, Anna. The Slive family resides in Chicago.



# Conference USA Staff



**BRENDA WEARE**  
*Associate Commissioner*  
**Responsibilities:** Championships Administration, Compliance, Sport Committees, Senior Woman Administrator Liaison  
**Education:** Wisconsin, 1980, B.A., Communication; Iowa, 1984, M.A., Athletic Administration



**NICK FLOYD**  
*Associate Commissioner*  
**Responsibilities:** Operations, Finance, Men's Basketball Tournament, Football Television, Bowl Liaison  
**Education:** Clemson, 1982, B.S., Administrative Management; Mississippi, 1985, M.B.A., Management



**JOHN McNAMARA**  
*Associate Commissioner*  
**Responsibilities:** Marketing and Corporate Development  
**Education:** Toledo, 1985, B.A., Communications



**BRIAN TETER**  
*Assistant Commissioner*  
**Responsibilities:** Media Relations, Basketball Television, Men's Basketball, Football, Bowl Relations, Women's Basketball, SID Liaison  
**Education:** Illinois State, 1985, B.S., Mass Communication; 1987, M.S., Athletic Administration



**SANDRA BILLER**  
*Assistant Commissioner*  
**Responsibilities:** Executive Assistant to the Commissioner, Media Events, Meeting Planning and Administration, Internal Operations



**NOREEN MORRIS**  
*Assistant Commissioner*  
**Responsibilities:** Legislative and Compliance Services, NLI, Special Assistance Fund, FAR and Academic Liaison  
**Education:** Cornell, 1987, B.S., Business & Economics; Massachusetts, 1991, M.S., Sports Management



**ERIKA AMSTADT HIRSCHFIELD**  
*Director of Creative Services*  
**Responsibilities:** Brand Identity Program, Media Events, Website, Publications, Championship Media Operations  
**Education:** Illinois, 1990, B.S., Journalism, 1992; M.S., Athletic Administration



**RUSSELL ANDERSON**  
*Director of Information Services*  
**Responsibilities:** Media Relations; Website, Information Services including Baseball, Football and Men's Soccer  
**Education:** North Central, 1993, B.S., Organizational Communication



# Conference USA Staff



**LINDA JEPSEN**  
*Director of Sports Services*  
**Responsibilities:** Men's Basketball and Football Scheduling, Officiating Programs, Recording Secretary for AD's Committee



**BRAD STRICKLIN**  
*Business Manager*  
**Responsibilities:** Business Operations  
**Education:** Southern Miss, 1991, B.S.B.A., Accounting; Georgia Southern, 1994, M.S., Sport Management



**KEANAH SMITH**  
*Assistant Director of Championships*  
**Responsibilities:** Championships, Championships Promotions, Liaison to Student Athlete Advisory Committee  
**Education:** Miami (Ohio), 1994, B.S., Sports Organization; M.S., Sports Organization



**PETE RHODA**  
*Assistant Director of Information Services*  
**Responsibilities:** Media Relations; Information Services including Men's Basketball, Volleyball and Softball  
**Education:** Miami (Ohio), 1994, B.A., English and Journalism



**MARILYN THIVEL**  
*Administrative Assistant*



**AUDREY GARDNER**  
*Administrative Assistant*

**BARBARA BROWN**  
*Administrative Assistant*

**ROSELLE BULLOCK**  
*Information Services Assistant*

**PAT JENDRUS**  
*Receptionist*

**ANTHONY MOSES**  
*Compliance/Championships Assistant*

# Football Officials/Rules Changes

Kenneth Antee, Jr.	Shreveport, LA	Edward Kierce	Wilton, CT
Edward Ardito	Branford, CT	Jim Klingensmith	Pittsburgh, PA
Bill Baumeister	Winter Springs, FL	Frank Kosman	Philadelphia, PA
Jerry Bergman	Pittsburgh, PA	Rimas Kozica	LaGrange Park, IL
Dan Blum	Lafayette, LA	Verbra Lee	Ft. Worth, TX
David Boston	Memphis, TN	Tony Lombardo	Lake Zurich, IL
Gerry Bram	Southampton, PA	Joe Machol	Seabrook, TX
Glen Branch, Jr.	Friendswood, TX	Rich McMahan	Charlotte, NC
Trip Campbell	Bartlett, TN	Andy Panucci	Louisville, KY
Britt Choate	Bossier City, LA	Pat Ratesic	N. Huntingdon, PA
Al Delvento	Island Heights, NJ	Alberto Riveron	Miami, FL
Chick DeSensi	Louisville, KY	Ted Ruta	Titusville, FL
Rg Detillier	LaPlace, LA	Lea Rutter	Thibodaux, LA
David Epperley	Pembroke, VA	Mike Safrit	Wilmington, NC
Johnny Ferrell	Fort Worth, TX	Morrie Scherrens	Fairfax, VA
Keith Frazier	Springfield, MO	Rodney Shows	Hattiesburg, MS
DuWayne Gandy	Hurst, TX	Randy Simms	Petal, MS
Greg Gautreaux	Lafayette, LA	Rob Skelton	Lincoln, AL
Gil Gelbke	Ft. Thomas, KY	Brad Smith	Germantown, TN
Rom Gilbert	Keystone Heights, FL	Randy Smith	Chagrin Falls, OH
Fritz Graas	Anchorage, KY	Rusty Spindel	Kenner, LA
Michael Hagan	Louisville, KY	Nels Strickland	Tuscaloosa, AL
Kyle Hunter	White Hall, AR	L.J. Stromeyer	Metairie, LA
Willard Hunter	Huntington, WV	Dick Taylor	Hattiesburg, MS
Thomas Hutson	Wilmington, NC	Jim Twitty	Bronx, NY
Jim Ina	St. Petersburg, FL	Terry Williams	Lexington, KY
Bob Jamison	Memphis, TN	Wayne Winkler	Metairie, LA
Paul Jones	Indianapolis, IN	Dick Wittenberg	Memphis, TN
Jay Jumper	Chattanooga, TN	Ben Young	Cordova, TN
Wayne Keirns	Batavia, OH		



**JIM CAMPBELL**  
Coordinator of  
Football Officials

## 2000 Rules Changes

- ✗ Officiating crews will be assigned from the same organization (1-1-4-b)
- ✗ If worn, gloves or hand pads must be gray in color (1-4-3-d)
- ✗ Add a maximum 4-inch strip along the side seam as a permissible use of color on a white jersey (1-4-3-b)
- ✗ If a colored jersey contains white, it may appear only as a number, border of a number, stripes on the sleeve, maximum 1 inch border around the collar and/or cuffs, maximum 4 inch stripe along the side seam, player's name, institution's name, or as part of a legal insignia (1-4-3-c)
- ✗ Jerseys, undershirts and the exterior of arm pads must be made of unaltered cloth or an elastic fabric with nothing added to enhance contact with a football (1-4-5-l)
- ✗ Exception 1: Allow any two defensive players to wear one 4-inch by 12-inch white towel without markings attached to the front belt (1-4-5-p)
- ✗ Make illegal any high-low or low-high combination block by any two offensive players with or without a delay between contacts when the initial contact clearly occurs beyond the neutral zone (2-3-3-c)
- ✗ While in the process of substitution or simulated substitution, Team A is prohibited from rushing quickly to the line of scrimmage and snapping the ball with the obvious attempt to create a defensive disadvantage. (3-5-2-f) The following procedure will be applied. Penalty: Dead ball foul. An official will sound his whistle immediately Five yards from the succeeding spot. The referee will then notify the head coach that any further use of this tactic will result in an unsportsmanlike penalty. Penalty: Dead ball foul. An official will sound his whistle immediately. 15 yards from the succeeding spot.
- ✗ Eliminate the penalty for an illegal fair catch signal, the ball becomes dead on possession (6-5-3)
- ✗ Defensive player(s) aligned in a stationary position within one yard of the line of scrimmage cannot make quick and abrupt actions that are not part of normal defensive player movement in an obvious attempt to cause an offensive player(s) to foul (false start) (7-1-4-a-4) Penalty: Dead ball foul. An official shall sound his whistle immediately. Five yards from the succeeding spot.
- ✗ Allow a passer who is five or more yards toward the sideline from the original position of the ball at the snap to throw the ball so that it lands beyond the neutral zone to avoid loss of yardage without penalty (7-3-2-d)
- ✗ Specify that no originally ineligible player while inbounds shall intentionally touch a legal forward pass until it has touched an opponent (7-3-11)
- ✗ Offensive players positioned more than seven yards in any direction from the middle lineman of the offensive formation or in motion at the snap are prohibited from blocking below the waist toward the original position of the ball in and behind the neutral zone and within 10 yards beyond the neutral zone (9-1-2-e-1) Penalty: Live ball foul. 15 yards from the basic spot.



# Television/Radio



## FOX SPORTS NET

1440 South Sepulveda Blvd. • Los Angeles, CA 90025  
Phone: 310/444-8123

Executive VP Programming and Production . . . . . Arthur Smith  
Vice-President, Senior VP, Rights and Acquisitions. . . Dave Almstead  
Vice President, Production. . . . . Bill Borson  
Vice-President, Scheduling and Program Operations . . Shelly Harper  
Vice-President, Programming. . . . . Frank Sinton

Manager, Media Relations . . . . . Dennis Johnson

### C-USA Game of the Week Production

Coordinating Producer . . . . . Roy Hamilton  
Producer . . . . . Tom Huet  
Director . . . . . Ned Tate  
Assistant Director . . . . . Gary Nicholas  
Play-by-Play . . . . . Joel Meyers  
Analyst . . . . . Trevor Matich  
Sideline Reporter . . . . . Lewis Johnson



### JOEL MEYERS

Joel Meyers begins his first season as the play-by-play announcer for Conference USA football on Fox Sports Net. A veteran of television and radio, Meyers has covered college football and basketball, as well as major league baseball, pro football, pro basketball, golf and tennis for NBC, ESPN and the Westwood One Radio Network. In the early 1980's, Meyers was Sports Director at KSFO-AM in San Francisco and later served as an anchor at KMPC-AM in Los Angeles. A native of St. Louis, Meyers attended the University of Missouri.



### TREVOR MATICH

Matich is in his second full season as an analyst for C-USA football. A 12-year veteran of the NFL, Matich began his broadcasting career on WMAL Radio in Washington D.C., providing commentary for the Redskins Report. He later served as studio host of Inside the Redskins. Since 1995 he has been a game analyst for the NFL, NFL Europe and college football on Fox Sports. Matich, an All-WAC performer, was a member of Brigham Young's 1984 national championship team.

### LEWIS JOHNSON

Johnson begins his third season as the sideline reporter for Conference USA's Game of the Week on Fox Sports Net. A 1992 graduate of Cincinnati, Johnson was an All-Conference performer in track at UC and was inducted into the school's Athletic Hall of Fame in October, 1999.





# Television/Radio



Conference USA begins the fifth year of its television package with Fox Sports Net this fall. The C-USA football telecast package will appear on Fox Sports Net's 21 affiliates across the nation, reaching over 70 million homes. Each school will appear on the package at least once and no fewer than nine conference games will be featured this season. The package begins on Saturday, September 2 and continues through Friday, November 24. Games beginning September 30 will be announced 12 days prior to the scheduled telecast.

## FOX SPORTS NET SCHEDULE

September 2	Mississippi State at Memphis	3:30 p.m. EDT/2:30 p.m. CDT
September 4 (Mon.)	Army at Cincinnati	4:30 p.m. EDT/3:30 p.m. CDT
September 9	Boston College at Army	Noon EDT/11:00 a.m. CDT
September 9	Syracuse at Cincinnati	3:30 p.m. EDT/2:30 p.m. CDT
September 30*	TBA	3:30 p.m. EDT/2:30 p.m. CDT
October 7*	TBA	3:00 p.m. EDT/2:00 p.m. CDT
October 14*	TBA	Noon EDT/11:00 a.m. CDT
October 14*	TBA	3:30 p.m. EDT/2:30 p.m. CDT
October 19 (Thu.)	East Carolina at Louisville	7:00 p.m. EDT/6:00 p.m. CDT
October 21	Tulane at Army	Noon EDT/11:00 a.m. CDT
November 4*	TBA	Noon EST/11:00 a.m. CST
November 4*	TBA	3:30 p.m. EST/2:30 p.m. CST
November 11*	TBA	Noon EST/11:00 a.m. CST
November 24 (Fri.)	East Carolina at Southern Miss	1:30 p.m. EST/12:30 p.m. CST

\*Denotes game will be selected a minimum of 12 days prior to the scheduled telecast.

## ESPN SCHEDULE

September 2	Southern Miss at Tennessee	7:30 p.m. EST/6:30 p.m. CST
September 7 (Thu.)	Virginia Tech at East Carolina	8:00 p.m. EST/7:00 p.m. CST
November 18	East Carolina at West Virginia	Noon EST/11:00 a.m. CST
December 27 (Wed.)	Motor City Bowl	4:00 p.m. EST/3:00 p.m. CST
December 29 (Fri.)	AXA Liberty Bowl	1:30 p.m. EST/12:30 p.m. CST

## ESPN 2 SCHEDULE

September 16	Southern Miss at Alabama	9:00 p.m. EDT/8:00 p.m. CDT
September 23	Syracuse at East Carolina	Noon EDT/11:00 a.m. CDT
September 23	Louisville at Florida State	6:00 p.m. EDT/5:00 p.m. CDT
December 20 (Wed.)	GMAC Mobile Alabama Bowl	8:00 p.m. EST/7:00 p.m. CST
December 27 (Wed.)	galleryfurniture.com Bowl	8:00 p.m. EST/7:00 p.m. CST

## CBS SCHEDULE

December 2	Army vs. Navy (in Baltimore)	Noon EDT/11:00 a.m. CDT
------------	------------------------------	-------------------------

## Affiliates

### RADIO

School	Flagship	Dial
<b>Army</b> Play-by-Play: Analyst:	<b>WABC-AM</b> John Minko Dean Darling	<b>770</b>
<b>Cincinnati</b> Play-by-Play: Analyst:	<b>WLW-AM</b> Dan Hoard Jim Kelly	<b>700</b>
<b>East Carolina</b> Play-by-Play: Analyst:	<b>WCZI-FM</b> Jeff Charles Carlester Crumpler	<b>98.3</b>
<b>Houston</b> Play-by-Play: Analyst:	<b>KTRH-AM</b> Russ Small Andre Ware	<b>740</b>
<b>Louisville</b> Play-by-Play: Analyst:	<b>WHAS-AM</b> Paul Rogers Doug James	<b>840</b>
<b>Memphis</b> Play-by-Play: Analyst:	<b>WMC-AM</b> Dave Woloshin Bob Rush	<b>790</b>
<b>Southern Miss</b> Play-by-Play: Analyst:	<b>Mississippi Radio Network</b> John Cox Vic Purvis	
<b>Tulane</b> Play-by-Play: Analyst:	<b>WWL-AM</b> Ken Berthelot Steve Barrios	<b>870</b>
<b>UAB</b> Play-by-Play: Analyst:	<b>TBA</b> Gary Sanders Matt Coulter	

### TELEVISION

<b>Cincinnati</b> Play-by-Play: Analyst:	<b>WXIX</b> TBA John Arena	<b>19</b>
<b>East Carolina</b> Play-by-Play: Analyst:	<b>WITN</b> Jeff Charles Cliff Stoudt	<b>7</b>
<b>Houston</b> Play-by-Play: Analyst:	<b>KTBU</b> Bill Doleman David Klingler	<b>55</b>
<b>Louisville</b> Play-by-Play: Analyst:	<b>WDRB</b> Don Russell Craig Swabek	<b>41</b>
<b>Memphis</b> Play-by-Play: Analyst:	<b>WLMT</b> Greg Gaston TBA	<b>30</b>
<b>UAB</b> Play-by-Play: Analyst:	<b>TBA</b> TBA TBAI	




# The Future of C-USA



Last October Conference USA announced that it will expand to 11 teams in football by the 2003 season. Texas Christian University, currently a member of the Western Athletic Conference, will become a member of C-USA in 2001 and will give the conference 10 football members. TCU has won two straight bowl games, capturing last season's Mobile Alabama Bowl and the 1998 Sun Bowl. In 2003, South Florida, a member of Conference USA in all other sports, will become a football-playing member. USF will move to Division I in 2001, playing two seasons as an Independent.

## TCU QUICK FACTS

Location: Fort Worth, Texas  
Nickname: Horned Frogs  
Colors: Purple and White  
Stadium: Amon G. Carter Stadium  
(48,000)  
Chancellor: Michael Ferrari  
Athletic Director: Eric Hyman  
Head Coach: Dennis Franchione



## TCU 2000 SCHEDULE

(8-4, 5-2 WAC in 1999)

Sept. 9	at Nevada	3:00p
Sept. 16	NORTHWESTERN	6:05p
Sept. 23	ARKANSAS STATE	6:05p
Sept. 30	at Navy	11:00a
Oct. 7	HAWAII	6:05p
Oct. 21	at Tulsa	7:00p
Oct. 28	RICE	2:05p
Nov. 4	at San Jose State	2:30p
Nov. 11	FRESNO STATE	2:05p
Nov. 18	UTEP	2:05p
Nov. 25	at SMU	6:00p

\*all times Central



Dennis Franchione

## DENNIS FRANCHIONE

(Pittsburg State '73)

Record at TCU: 15-9 (2 seasons)

Career Record: 128-64-2  
(17 seasons)

## FOOTBALL FACTS

Basic Offense: Multiple  
Basic Defense: 4-2-5  
Lettermen  
Returning/Lost: 41/12  
Starters  
Returning/Lost: 18/4  
1999 Record: 8-4  
Postseason: Mobile Alabama Bowl  
All-Time Record: 475-482-57  
(.497)  
Bowl Appearances: 17  
Bowl Record: 6-10-1  
Last Appearance: 1999, Mobile Alabama Bowl

## SPORTS INFORMATION

Assistant Director/Football SID: Trey Carmichael  
Office Phone: 817/257-7969  
Home Phone: 817/921-4838  
Fax: 817/257-7964  
E-Mail: t.carmichael@tcu.edu  
Website: www.gofrogs.com

## USF QUICK FACTS

Location: Tampa, Florida  
Nickname: Bulls  
Colors: Green and Gold  
Stadium: Raymond James Stadium  
(41,441)  
President: Dr. Judith Genshaft  
Athletic Director: Paul Griffin  
Head Coach: Jim Leavitt



JIM LEAVITT

## USF 2000 SCHEDULE

(7-4 in 1999)

Sept. 2	JACKSONVILLE STATE	7:00p
Sept. 9	at Kentucky	1:30p
Sept. 16	JAMES MADISON	7:00p
Sept. 23	at Baylor	7:00p
Sept. 30	TROY STATE	7:00p
Oct. 7	at Southern Miss	7:00p
Oct. 21	LIBERTY	7:00p
Oct. 28	at Connecticut	1:30p
Nov. 4	WESTERN KENTUCKY	7:00p
Nov. 11	at Middle Tennessee State	3:00p
Nov. 18	AUSTIN PEAY	3:30p

\*all times Eastern



La Dainian Tomlinson

# ARMY



**Lt. Gen. Daniel Christman**  
Superintendent



**Rick Greenspan**  
Athletic Director



**Todd Berry**  
Head Coach



**Capt. Kim Kawamoto**  
SWA



**Bob Beretta**  
Football SID



*Michie Stadium (39,929)*

## QUICK FACTS

Location: West Point, N.Y.

Founded: 1802

Enrollment: 4,000

Nicknames: Black Knights/Cadets

Colors: Black, Gold and Gray

Stadium: Michie Stadium (39,929)

Superintendent: Lt. Gen. Daniel W. Christman

Commandant of Cadets: Brig. Gen. John P. Abizaid

Dean of the Academic Board.: Brig. Gen. Daniel Kaufman

Athletic Director: Rick Greenspan

SWA: Capt. Kim Kawamoto

Head Coach: Todd Berry

## FOOTBALL FACTS

Basic Offense	Multiple One Back
Basic Defense	4-4
Lettermen Returning/Lost	32/34
Starters Returning	
Offense	3
Defense	7
Specialists	0
1999 Record:	3-8
Postseason:	None
All-Time Record:	617-363-51 (.623)
Bowl Appearances:	4
Bowl Record:	2-2
Last Appearance:	1996, Independence

## SPORTS INFORMATION

Assistant A.D./Football SID: Bob Beretta

Office Phone: 845/938-3303

Home Phone: 845/783-6685

Fax: 845/446-2556

E-Mail: yr7587@usma.edu

Website: www.usma.edu/athletics

Press Box Phones: 845/938-3377/4514

# Black Knights



## 2000 SCHEDULE

<b>Sept. 4 (Mon)</b>	<b>at Cincinnati</b>	<b>4:30p</b>
Sept. 9	BOSTON COLLEGE	Noon
<b>Sept. 16</b>	<b>at Houston</b>	<b>8:00p</b>
<b>Sept. 23</b>	<b>MEMPHIS</b>	<b>1:00p</b>
Oct. 7	at New Mexico State	8:00p
<b>Oct. 14</b>	<b>at East Carolina</b>	<b>3:30p</b>
<b>Oct. 21</b>	<b>TULANE</b>	<b>Noon</b>
Nov. 4	AIR FORCE	1:00p
<b>Nov. 11</b>	<b>at Louisville</b>	<b>2:00p</b>
<b>Nov. 18</b>	<b>UAB</b>	<b>1:00p</b>
Dec. 2	vs. Navy (in Baltimore)	Noon

All times are Eastern and subject to change  
*Conference games in bold italics.*



**TODD BERRY**

Hometown: Miami, Okla.  
 Alma Mater: Tulsa '83  
 Birthdate: November 12, 1960

## Key Dates

**Veterans Report:** August 14  
**Freshmen Report:** August 10  
**Media Day:** August 13  
**Fall Classes Begin:** August 21

## 1999 RESULTS

S11	WAKE FOREST	L	15-34	0-1
<b>S18</b>	<b>at Tulane</b>	<b>L</b>	<b>28-48</b>	<b>0-2</b>
S25	BALL STATE	W	41-21	1-2
<b>02</b>	<b>(19) EAST CAROLINA</b>	<b>L</b>	<b>14-33</b>	<b>1-3</b>
<b>07</b>	<b>LOUISVILLE</b>	<b>W</b>	<b>59-52 (2ot)</b>	<b>2-3</b>
<b>016</b>	<b>at (25) Southern Miss</b>	<b>L</b>	<b>0-24</b>	<b>2-4</b>
O23	NEW MEXICO STATE	W	35-18	3-4
N6	at Air Force	L	0-28	3-5
<b>N13</b>	<b>at Memphis</b>	<b>L</b>	<b>10-14</b>	<b>3-6</b>
<b>N20</b>	<b>HOUSTON</b>	<b>L</b>	<b>14-26</b>	<b>3-7</b>
D4	vs. Navy (in Philadelphia)	L	9-19	3-8

### COACHING EXPERIENCE

2000-	Army	Head Coach - First Season
1996-99	Illinois State	Head Coach - 24-24-0 (.500) 4 seasons
1992-95	East Carolina	Offensive Coordinator/Running Backs
1991	Southeast Mo. State	Offensive Coordinator/Quarterbacks
1989-90	Mississippi State	Wide Receivers
1986-88	Tennessee-Martin	Offensive Coordinator/Quarterbacks/ Wide Receivers
1985	Oklahoma State	Running Backs
1984	Saskatchewan Rough Riders (CFL)	Assistant Coach
	Tulsa	Wide Receivers
1983	Tennessee	Graduate Assistant

**CAREER RECORD:** 24-24-0 (.500) 4 seasons

### COACHING STAFF

Offensive Coordinator/Quarterbacks	John Bond (Arkansas '85)
Offensive Line	Harold Etheridge (Western New Mexico '81)
Assistant Head Coach Inside/Linebackers	Chip Garber (Maryland '78)
Director of Football Operations	Jimmy Gonzales (Texas Lutheran '81)
Tight Ends	Travis Niekamp (Illinois State '97)
Recruiting Coordinator/Special Teams	Kent Riddle (Oregon State '92)
Defense	Jody Sears (Washington State '91)
Running Backs	Junior Smith (East Carolina '97)
Outside Linebackers	Mike Sullivan (Army '89)
Defensive Coordinator/Secondary	Dennis Therrell (Tennessee Tech '78)
Wide Receivers	Tucker Waugh (DePauw '93)
Defensive Line	John Mumford (Pittsburgh State '79)

### FOOTBALL OFFICE

Phone: 845/938-2323 Fax: 845/446-5462



## 1999 INDIVIDUAL LEADERS

Rushing	Att.	Yds.	Avg.	TD	Long
Michael Wallace	163	894	5.5	10	78t
Brandon Rooney	83	472	5.7	1	38
Joe Gerena	149	427	2.9	7	32
Omari Thompson	37	295	8.0	1	72t
Alton McCallum	48	258	5.4	2	34
TOTALS	636	2915	4.6	24	78t

Passing	Att.	Comp	Pct.	INT	Yards	TD
Joe Gerena	105	42	40.0	4	561	3
Chad Jenkins	23	10	43.5	3	145	0
TOTALS	128	52	40.6	7	806	3

Receiving	Rec	Yds.	Avg.	TD	Long
Grady Jett	21	357	17.0	1	36
Omari Thompson	8	140	17.5	0	42
Brandon Rooney	6	101	16.8	1	37
TOTALS	52	806	15.5	3	49

Field Goals	Made-Att.	Pct.	Long
Matt Parker	8-14	.571	48
TOTALS	8-14	.571	48

Punting	No.	Yards	Avg.	In 20	Long
Graham White	62	2711	43.7	6	72
TOTALS	62	2711	43.7	6	72

Kickoff Returns	No.	Yards	Avg.	TDs	Long
Omari Thompson	18	372	20.7	0	45
Brandon Rooney	12	280	23.3	0	44
TOTALS	40	819	20.5	0	45

Punt Returns	No.	Yards	Avg.	TD	Long
Omari Thompson	9	82	9.1	0	15
Imani Dupree	5	41	8.2	0	14
TOTALS	16	124	7.8	1	19

Tackles	Solos	Ast	Total
Nate Hunterton	81	35	116
Lyle Weaver	79	33	112
Derrick Goodwin	69	34	103
Brian Zickefoose	55	27	82
Derick McNally	46	30	76
TOTALS	629	317	946

Interceptions	No.	Yds.	Avg.	TD
Derick McNally	3	0	0.0	0
Lyle Weaver	2	46	23.0	1
TOTALS	9	67	7.4	1

## 1999 TEAM STATISTICS

Category	Army	Opponents
First Downs	199	225
Rushes-Yards	636-2915	486-1891
Rushing Yards/Game	265.0	171.9
Passes Att./Comp./Int.	128-52-7	298-190-9
Completion Pct.	.406	.637
Passing Yards	806	2256
Passing Yards/Game	73.3	205.1
Total Off. Plays/Yds	764-3721	784-4147
Total Offense/Game	338.3	377.0
Punts-Average	62-43.7	50-43.4
Punt Returns-Avg.	16-7.8	39-11.8
Kickoff Returns-Avg.	40-20.5	36-21.5
Interceptions-Yards	9-67	7-153
Fumbles-Lost	30-17	22-11
Penalties-Yards	43-389	70-607
3rd Down Conversions	61-166	56-158
3rd Down Conversion Percentage	.367	.354
4th Down Conversions	13-20	10-16
4th Down Conversion Percentage	.650	.625
Avg. Time of Possession	30:24	29:36

### Noting the Black Knights

- X** TODD BERRY will begin his first season as head coach of the Black Knights this fall. The 32nd head coach in West Point's storied history, Berry comes to Army after four seasons as head coach of Illinois State, where he took a team from 3-8 in 1996 to its first conference championship in 49 years and a trip to the I-AA semifinals in 1999.
- X** Army finished last season ranked fifth in Division IA in rushing with an average of 265.0 yards rushing per game.
- X** The Black Knights return three starters on the offensive line, including second team all-league selection DUSTIN PLUMADORE at right guard.
- X** Despite playing in just 10 games, senior linebacker LYLE WEAVER, a second team All-C-USA selection, became the first Black Knights since 1992 to record back-to-back 100 tackle seasons. Weaver registered 112 stops in 1999, after making 118 tackles in 1998.
- X** Senior defensive end ZAC HURST recorded a team-high seven sacks last season, the highest total by an Army player since 1993.
- X** Three of four starters in the defensive secondary return, including LB DERRICK GOODWIN, who recorded 107 tackles, and OLB BRIAN ZICKEFOOSE, who finished with 91. CB DERICK MCNALLY also returns after registering 78 tackles and a league-leading 10 pass breakups.
- X** This year's Army-Navy game will be played on December 2 at PSInet Stadium in Baltimore, marking the first time the game has been played in Baltimore since 1944. Army leads the all-time series 48-45-7.



# 2000 DEPTH CHART

# 2000 ROSTER

(Returning starters in bold)

### LETTERMEN

Returning/Lost: 32/34

### STARTERS

Offensive Returning/Lost: 6/5

Defensive Returning/Lost: 6/5

Special Teams Returning/Lost: 0/2

### OFFENSE

TE Clint Dodson, Tyler Sheble, Mike Schwartz

LT **Mike Larkin**, Jared Churchill, Mark Riegel

LG **Josh Gonzalez**, Aaron Burger, Steve Schmidt

C **Brandon Calhoun**, Nolan Gordon, Michael Hastings

RG **Dustin Plumadore**, Craig Cunningham, Alex Moore

RT Jon Karpuk, Paul Henderson, Jon Green

QB **Joe Gerena**, Chad Jenkins, Curtis Zervic

RB **Alton McCallum**, Josh Holden, Brian Todd

WR Brian Bruenton, Ted Ruzicka, Andrew Potocki

WR Bryan Bowdish, Calvin Smith, Aris Comeaux

WR **Omari Thompson**, Chris Pestel, Bo Cliff

### DEFENSE

DE **Zac Hurst**, Clarence Holmes, Doug Larsen

DT Randy Mitchell, Graham Anderson, Travis Ault

DT Melvin Crittle, Paddy Heiliger, Adam Hess

DE Matt Cole, Brandon Perdue, Chris Talley

OLB **Derrick Goodwin**, Warren Stewart, Jason Milton

ILB B.J. Wiley, Mike Lennox, Jason Van Camp

ILB Jesse Waters, David McCracken, Jason Frazier

OLB **Brian Zickefoose**, Shane Radtke, Vince Collette

CB **Brent Dial**, Mike Sehzie, Maurio Smith

FS **Derick McNally**, Martin Pierce, Ben Woodruff

CB Andrew Burke, Emiko Terry, Brandon Dickens

### SPECIAL TEAMS

K Brendan Mullen, James Maloney, Dan McElroy

P Dan McElroy, Chris Castelli

NO.	NAME	POS.	HT.	WT.	YR.	HOMETOWN/HS, JC or COLLEGE
77	Graham Anderson	DT	6-1	248	Jr.	Tampa, Fla./H.B. Plant (USMAPS)
94	Travis Ault	DT	6-2	256	Jr.	Fountain Valley, Calif./Fountain Valley (USMAPS)
39	Demetrius Ball	RB	5-10	203	Jr.	Findlay, Ohio/Findlay
87	Bryan Bowdish	WR	5-10	180	Sr.	Lancaster, Ohio/Lancaster
82	Brian Bruenton	WR	6-2	200	Jr.	Detroit, Mich./University Liggett
70	Aaron Burger	OG	6-3	273	So.	Dublin, Ohio/Dublin Coffman
22	Andrew Burke	DB	5-6	162	Sr.	Plantation, Fla./Plantation
54	Brandon Calhoun	C-LS	6-1	264	Sr.	Yorktown, Va./Tabb
91	Charles Cannon	WR	6-4	212	Sr.	Moultrie, Ga./Colquitt County
8	Chris Castelli	K	5-11	205	So.	Carmel, N.Y./Carmel
74	Jared Churchill	OT	6-1	272	Jr.	Richmond, Va./Mills E. Godwin (USMAPS)
98	Bo Cliff	WR	5-9	193	Sr.	Brentwood, Tenn./Brentwood Academy
97	Matt Cole	DE	6-1	234	Sr.	N. Smyrna Bch. Fla./N. Smyrna Bch. (USMAPS)
47	Vince Collette	OLB	6-0	193	Jr.	Walkersville, Md./Walkersville (USMAPS)
92	Aris Comeaux	WR	5-10	177	So.	Tulsa, Okla./Tulsa Union
91	Melvin Crittle	DT	5-10	264	Sr.	Ellenwood, Ga./Henderson (USMAPS)
65	Craig Cunningham	OG	6-4	296	So.	Detroit, Mich./Cass Technical (USMAPS)
21	Brent Dial	DB	6-0	180	Jr.	Bowie, Md./Eleanor Roosevelt
31	Brandon Dickens	RB	5-5	163	Jr.	Waldorf, Md./Westlake (USMAPS)
89	Clint Dodson	TE	6-3	236	Jr.	Fogelsville, Pa./Parkland (USMAPS)
86	Adolph DuBose	TE	6-3	195	So.	Minter, Ala./Giessen Amer. (Germany) (USMAPS)
9	Imani Dupree	DB	6-0	174	Sr.	Seattle, Wash./Kentridge
19	Ben Edgar	OLB	6-0	189	Jr.	Chattanooga, Tenn./East Ridge
83	Reid Finn	LS	6-1	226	Jr.	Baton Rouge, La./Catholic
52	Jason Frazier	ILB	6-0	226	So.	Clarkston, Ga./Columbia (USMAPS)
7	Joe Gerena	QB	6-0	208	Sr.	Valrico, Fla./Armwood
76	Josh Gonzalez	OG	6-1	297	Sr.	Corpus Christi, Texas/Moody (USMAPS)
37	Derrick Goodwin	OLB	5-11	201	Sr.	San Diego, Calif./Lincoln Prep
56	Nolan Gordon	C-LS	6-2	278	Jr.	Mobile, Ala./Ums Wright Prep (USMAPS)
64	Jon Green	OT	6-5	296	So.	Dallas, Texas/Richardson (USMAPS)
50	Mike Hastings	OL	6-2	270	So.	Orland Hills, Ill./Victor J. Andrew (USMAPS)
98	Paddy Heiliger	DT	6-4	262	So.	San Diego, Calif./University (USMAPS)
72	Paul Henderson	OT	6-3	285	Jr.	Mobile, Ala./John LeFlore (USMAPS)
75	Adam Hess	DT	6-1	251	Jr.	Dale, Ind./Tecumseh
28	Josh Holden	RB	5-11	214	So.	Hudson, Ohio/Hudson
95	Clarence Holmes	DE	6-2	254	Fr.	Decatur, Ga./Columbia (USMAPS)
40	Robert Horton	ILB	6-2	208	So.	New Brunswick, N.J./New Brunswick (USMAPS)
74	Brian Horvath	DT	6-3	243	So.	Summit Hill, Pa./Marian Catholic
18	James Howell	DB	5-11	184	Jr.	Port Neches, Texas/ Monsignor Kelly
86	Zac Hurst	DE	6-3	246	Sr.	Atlanta, Ga./Marist
92	Dan Jeffers	DT	6-1	278	So.	Redlands, Calif./Arrowhead Christian (USMAPS)
10	Chad Jenkins	QB	5-11	179	Jr.	Dublin, Ohio/Dublin Coffman (USMAPS)
81	Tom Karpuk	TE	6-4	210	So.	Sioux City, Iowa/Heelan
60	Jon Karpuk	OT	6-4	272	Sr.	Sioux City, Iowa/Bishop Heelan
80	Harry Kirias	TE	6-2	233	Sr.	Dunmore, Pa./Dunmore (USMAPS)
84	Seth Langston	DT	6-4	260	So.	Bakersfield, Calif./South Bakersfield
73	Joe Lanzi	C	6-0	276	Jr.	Elkton, Md./Elkton
71	Mike Larkin	OT	6-4	266	Sr.	Red Bank, N.J./Monsignor Donovan
67	Doug Larsen	DE	6-1	252	So.	Valley Stream, N.Y./Chaminade
62	Mike Lennox	ILB	6-3	222	So.	Fort Worth, Texas/W.E. Boswell (USMAPS)



# 2000 ROSTER



NO.	NAME	POS.	HT.	WT.	YR.	HOMETOWN/HS, JC or COLLEGE
42	Lawrence Lewis	RB	5-10	204	Jr.	Macon, Ga./Macon
53	Grant MacDonald	ILB	6-2	225	So.	Memphis, Tenn./White Station
14	Dan MacElroy	P	5-11	191	Jr.	Bear, Del./Caravel Academy
11	James Maloney	K	6-0	200	So.	Boise, Idaho/Bishop Kelly
81	Ray Maszarose	DE	6-2	226	So.	Finksburg, Md./Calvert Hall
33	Alton McCallum	RB	6-0	258	Jr.	Frederick, Md./Frederick (USMAPS)
45	David McCracken	ILB	6-2	236	Sr.	North Brunswick, N.J./North Brunswick Tsp.
4	Derick McNally	DB	6-2	192	Sr.	Los Angeles, Calif./Beverly Hills (USMAPS)
45	Jason Milton	RB	5-9	185	So.	Hilliard, Fla./Charlton County (USMAPS)
69	Randy Mitchell	DT	5-9	233	Sr.	Macon, Ga./Stratford Academy (USMAPS)
62	Alex Moore	OL	6-2	270	So.	Bellevue, Wash./Newport (USMAPS)
1	Brendan Mullen	K	5-9	180	Sr.	South Bend, Ind./John Adams (USMAPS)
78	Gene Palka	NG	5-10	268	Jr.	Ft. Knox, Ky./Ft. Knox
51	Brandon Perdue	DE	6-2	223	Jr.	Marietta, Ga./Lassiter
95	Chris Pestel	WR	5-11	177	So.	Lombard, Ill./Montini Catholic
13	Martin Pierce	DB	6-1	175	So.	Mobile, Ala./JMS-Wright
68	Dustin Plumadore	OG	6-1	295	Jr.	Saranac Lake, N.Y./Saranac Lake
97	Andrew Potocki	WR	6-3	185	Jr.	Dyer, Ind./Mount Carmel
16	Shane Radtke	OLB	6-1	188	So.	Griffith, Ind./Griffith (USMAPS)
79	Mark Riegel	OT	6-2	261	Jr.	Crete, Ill./Crete-Monee (USMAPS)
34	Andy Riise	RB	6-1	229	Sr.	Oakdale, Calif./Oakdale (USMAPS)
93	James Russo	TE	6-1	237	Jr.	Macedonia, Ohio/Nordonia
4	Ted Ruzicka	WR	5-11	169	Sr.	Idaho Falls, Idaho/Skyline
69	Steve Schmidt	OT	6-2	262	So.	Brookshire, Texas/Bellville (USMAPS)
84	Mike Schwartz	TE	6-4	267	So.	Killeen, Texas/Killeen
16	Mark Sehzie	DB	5-10	176	So.	Akron, Ohio/North (USMAPS)
85	Tyler Sheble	TE	6-3	215	Jr.	College Station, Texas/A&M Consolidated
29	Lomar Smith	RB	5-11	187	So.	Bronx, N.Y./Brooklyn Tech (USMAPS)
48	John Smith	WR	5-10	161	Jr.	Dallas, Texas/First Baptist Academy
2	Maurio Smith	DB	5-8	173	So.	Brookhaven, Miss./Brookhaven
90	Ron Sporer	DE	6-1	242	Sr.	Honesdale, Pa./Honesdale (USMAPS)
46	Warren Stewart	ILB	6-3	219	So.	Tacoma, Wash./Spanaway Lake
96	Chris Talley	DE	6-1	239	Jr.	Silver Spring, Md./Sherwood (USMAPS)
3	Emiko Terry	DB	5-10	164	So.	Woodland, Ga./Central (USMAPS)
38	Kevin Thomas	RB	5-8	167	So.	East Point, Ga./Marietta
99	Nathan Thompson	DB	5-8	165	Jr.	Phoenix, Ariz./Brophy College Prep
3	Omari Thompson	WR	5-7	162	Jr.	Miami, Fla./Miami Killian (USMAPS)
32	Brian Todd	RB	6-0	187	So.	Lake Oswego, Ore./Lakeridge (USMAPS)
40	Jason Van Camp	ILB	6-0	217	Sr.	Springfield, Va./West Springfield
25	Michael Wallace	RB	5-11	230	Sr.	San Antonio, Texas/Robert E. Lee
66	Jesse Waters	ILB	6-0	225	Sr.	Goldsmith, Texas/Odessa
75	Keith Watrob	OG	6-2	299	Sr.	Strongsville, Ohio/Strongsville
6	Lyle Weaver	ILB	5-11	240	Sr.	Decatur, Ga./Columbia (USMAPS)
50	B.J. Wiley	ILB	5-11	221	Jr.	Highland, Calif./Redlands (USMAPS)
23	Wesley Willard	RB	5-8	176	So.	Los Angeles, Calif./Loyola (USMAPS)
5	Ben Woodruff	DB	6-2	199	Jr.	St. Peter's, Mo./Francis Howell North
67	Nick Wybaczynsky	OT	6-5	260	Jr.	La Habra, Calif./Sonora
14	Curtis Zervic	QB	6-4	200	Jr.	Buffalo Grove, Ill./Stevenson
36	Brian Zickefoose	OLB	5-10	208	Jr.	Bridgeport, W.Va./Bridgeport (USMAPS)



Lyle Weaver



Zac Hurst



Derrick Goodwin



# Army

Year	Coach	Overall	C-USA	Bowl
1999	Bob Sutton	3-8-0	1-5	
1998	Bob Sutton	3-8-0	2-4	
1997	Bob Sutton	4-7-0		
1996	Bob Sutton	10-2-0		Independence
1995	Bob Sutton	5-5-1		
1994	Bob Sutton	4-7-0		
1993	Bob Sutton	6-5-0		
1992	Bob Sutton	5-6-0		
1991	Bob Sutton	4-7-0		
1990	Jim Young	6-5-0		
1989	Jim Young	6-5-0		
1988	Jim Young	9-3-0		Sun
1987	Jim Young	5-6-0		
1986	Jim Young	6-5-0		
1985	Jim Young	9-3-1		Peach
1984	Jim Young	8-3-1		Cherry
1983	Jim Young	2-9-0		
1982	Ed Cavanaugh	4-7-0		
1981	Ed Cavanaugh	3-7-1		
1980	Ed Cavanaugh	3-7-1		
1979	Lou Saban	2-8-1		
1978	Homer Smith	4-6-1		
1977	Homer Smith	7-4-0		
1976	Homer Smith	5-6-0		
1975	Homer Smith	2-9-0		
1974	Homer Smith	3-8-0		
1973	Tom Cahill	0-10-0		
1972	Tom Cahill	6-4-0		
1971	Tom Cahill	6-4-0		
1970	Tom Cahill	1-9-1		
1969	Tom Cahill	4-5-1		
1968	Tom Cahill	7-3-0		
1967	Tom Cahill	8-2-0		
1966	Tom Cahill	8-2-0		
1965	Paul Dietzel	4-5-1		
1964	Paul Dietzel	4-6-0		
1963	Paul Dietzel	7-3-0		
1962	Paul Dietzel	6-4-0		
1961	Dale Hall	6-4-0		
1960	Dale Hall	6-3-1		
1959	Dale Hall	4-4-1		
1958	Earl Blaik	8-0-1		
1957	Earl Blaik	7-2-0		
1956	Earl Blaik	5-3-1		
1955	Earl Blaik	6-3-0		
1954	Earl Blaik	7-2-0		
1953	Earl Blaik	7-1-1		
1952	Earl Blaik	4-4-1		
1951	Earl Blaik	2-7-0		
1950	Earl Blaik	8-1-0		
1949	Earl Blaik	9-0-0		
1948	Earl Blaik	8-0-1		
1947	Earl Blaik	5-2-2		
1946	Earl Blaik	9-0-1		
1945	Earl Blaik	9-0-0		
1944	Earl Blaik	9-0-0		
1943	Earl Blaik	7-2-1		
1942	Earl Blaik	6-3-0		
1941	Earl Blaik	5-3-1		
1940	William Wood	1-7-1		
1939	William Wood	3-4-2		
1938	William Wood	8-2-0		
1937	Gar Davidson	7-2-0		

Year	Coach	Overall	C-USA	Bowl
1936	Gar Davidson	6-3-0		
1935	Gar Davidson	6-2-1		
1934	Gar Davidson	7-3-0		
1933	Gar Davidson	9-1-0		
1932	Ralph Sasse	8-2-0		
1931	Ralph Sasse	6-2-1		
1930	Ralph Sasse	9-1-1		
1929	Biff Jones	6-4-1		
1928	Biff Jones	8-2-0		
1927	Biff Jones	9-1-0		
1926	Biff Jones	7-1-1		
1925	John McEwan	7-2-0		
1924	John McEwan	5-1-2		
1923	John McEwan	6-2-1		
1922	Charles Daly	8-0-2		
1921	Charles Daly	6-4-0		
1920	Charles Daly	7-2-0		
1919	Charles Daly	6-3-0		
1918	Hugh Mitchell	1-0-0		
1917	Geofrey Keyes	7-1-0		
1916	Charles Daly	9-0-0		
1915	Charles Daly	5-3-1		
1914	Charles Daly	9-0-0		
1913	Charles Daly	8-1-0		
1912	Ernest Graves	5-3-0		
1911	Joseph Beacham	6-1-1		
1910	Harry Nelly	6-2-0		
1909	Harry Nelly	3-2-0		
1908	Harry Nelly	6-1-2		
1907	Henry Smither	6-2-1		
1906	Henry Smither	3-5-1		
1905	Robert Boyers	4-4-1		
1904	Robert Boyers	7-2-0		
1903	Edward King	6-2-1		
1902	Dennis Nolan	6-1-1		
1901	Leon Kromer	5-1-2		
1900	Herman Koehler	7-3-1		
1899	Herman Koehler	4-5-0		
1898	Herman Koehler	3-2-1		
1896	Herman Koehler	3-2-1		
1895	George Dyer	5-2-0		
1894	Harmon Graves	3-2-0		
1893	Harmon Graves	4-5-0		
1892	Dennis Michie	3-1-1		
1891	Dr. Harry Williams	4-1-1		
1890	Dennis Michie	0-1-0		

## Bowl Results (2-2)

Bowl	Opponent	Result	Year
Independence	Auburn	L 29-32	1996
Sun	Alabama	L 28-29	1988
Peach	Illinois	W 31-29	1985
Cherry	Michigan State	W 10-6	1984



# Army School Records

## INDIVIDUAL

### GAME

Total Offense	378	Leamon Hall vs. North Carolina . . . . .	Sept. 25, 1976
Yards Rushing	269	Michael Wallace vs. Louisville . . . . .	Oct. 7, 1999
Rushing Attempts	40	Lynn Moore vs. Navy . . . . .	Nov. 29, 1969
	40	Gerald Walker vs. Harvard . . . . .	Oct. 3, 1981
Yards Passing	385	Leamon Hall vs. North Carolina . . . . .	Sept. 25, 1976
Pass Attempts	55	Leamon Hall vs. North Carolina . . . . .	Sept. 25, 1976
Pass Completions	28	Leamon Hall vs. North Carolina . . . . .	Sept. 25, 1976
Yards Receiving	186	Mike Fahnestock vs. Lehigh . . . . .	Oct. 11, 1980
Receptions	13	Joe Albano vs. Syracuse . . . . .	Nov. 7, 1970

### SEASON

Total Offense	2,121	Leamon Hall . . . . .	1976
Yards Rushing	1,338	Mike Mayweather . . . . .	1990
Rushing Attempts	274	Mike Mayweather . . . . .	1990
Yards Passing	2,174	Leamon Hall . . . . .	1976
Pass Attempts	344	Leamon Hall . . . . .	1976
Pass Completions	162	Leamon Hall . . . . .	1976
Yards Receiving	937	Mike Fahnestock . . . . .	1980
Receptions	54	Joe Albano . . . . .	1970
Touchdown Catches	7	Mike Fahnestock . . . . .	1980
Interceptions	8	Arnold Tucker, 1946, Jim Bevans, 1967, Jim McCall, 1968	
Points	125	Elmer Oliphant . . . . .	1917

### CAREER

Total Offense	5,524	Leamon Hall . . . . .	1974-77
Yards Rushing	2,313	Tory Crawford . . . . .	1984-87
Rushing Attempts	853	Mike Mayweather . . . . .	1987-90
Yards Passing	5,502	Leamon Hall . . . . .	1974-77
Pass Attempts	878	Leamon Hall . . . . .	1974-77
Pass Completions	426	Leamon Hall . . . . .	1974-77
Yards Receiving	2,279	Clennie Brundidge . . . . .	1975-78
Receptions	147	Clennie Brundidge . . . . .	1975-78
Touchdown Catches	14	Glenn Davis . . . . .	1943-46
	14	Clennie Brundidge . . . . .	1975-78
Interceptions	14	Glenn Davis . . . . .	1943-46
Points	354	Glenn Davis . . . . .	1943-46

## TEAM

### GAME

Points	90	vs. Bowdoin . . . . .	Nov. 13, 1920
Total Offense	679	vs. Montana . . . . .	Nov. 16, 1984
Yards Rushing	631	vs. Colgate . . . . .	Nov. 18, 1989
Yards Passing	385	vs. North Carolina . . . . .	Sept. 25, 1976
First Downs	36	vs. Montana . . . . .	Nov. 16, 1984
Total Defense	12	vs. Villanova . . . . .	Nov. 3, 1945
Rushing Defense	-38	vs. Villanova . . . . .	Nov. 4, 1944
Passing Defense	-9	vs. Duke . . . . .	Oct. 16, 1954

### SEASON

Points	504	1944
Total Offense	4,954	1996
Yards Rushing	3,815	1988
Yards Passing	2,206	1976
First Downs	252	1996
Total Defense	857	1934
Rushing Defense	518	1944
Passing Defense	327	1934



Dustin Plumadore



Joe Gerena



# Army Primary Media

## NEWSPAPERS

**TIMES HERALD-RECORD**  
 40 Mulberry St.  
 Middletown, NY 10940  
 Phone: (845) 343-2181  
 FAX: (845) 342-6024  
 Sports Editor: Bill Burr  
 Beat Writer: Justin Rodriguez  
 Columnist: Kevin Gleason

**GANNETT SUBURBAN NEWSPAPERS**  
 1 Gannett Dr.  
 White Plains, NY 10604  
 Phone: (914) 696-8888  
 FAX: (914) 696-8118  
 Sports Editor: Mark Leary

**POUGHKEEPSIE JOURNAL**  
 85 Civic Center Plaza  
 Poughkeepsie, NY 12602  
 Phone: (845) 437-4851  
 FAX: (845) 437-4879  
 Sports Editor: Mark Bickel  
 Columnist: Ken McMillan  
 E-mail: kenpoj@hotmial.com

**THE RECORD**  
 150 River St.  
 Hackensack, NJ 07601  
 Phone: (201) 646-4430  
 FAX: (201) 646-4428  
 Sports Editor: Gabe Buonauro  
 Beat Writer: Kevin Czerwinski  
 E-mail: Kczerwinski@Bergen.com  
 Beat Writer: John Rowe

**DAILY FREEMAN**  
 79 Hurley Ave.  
 Kingston, NY 12401  
 Phone: (845) 331-5000  
 FAX: (845) 331-3557  
 Sports Editor: Brian Hollander  
 E-mail: bhollander@freemanonline.com

**JERSEY JOURNAL**  
 30 Journal Square  
 Jersey City, NJ 07306  
 Phone: (201) 653-1000  
 FAX: (201) 653-1414  
 Sports Editor: Ron Zeitlinger

**NEW YORK DAILY NEWS**  
 450 West 33rd St.  
 New York, NY 10001  
 Phone: (212) 210-1670  
 FAX: (212) 643-7845  
 Sports Editor: Leon Carter

**NEW YORK POST**  
 1211 6th Ave.  
 New York, NY 10036  
 Phone: (212) 930-8700  
 FAX: (212) 930-8727  
 E-mail: sports@nypost.com  
 Sports Editor: Greg Gallo  
 Beat Writer: Lenn Robbins

**NEW YORK TIMES**  
 229 West 43rd St.  
 New York, NY 10036  
 Phone: (212) 556-7371  
 FAX: (212) 556-5848  
 Sports Editor: Neil Amdur  
 Beat Writer: Jack Cavanaugh

**NEWS OF THE HIGHLANDS**  
 Main St.  
 Highland Falls, NY 10928  
 Phone: (845) 446-4519  
 FAX: (845) 446-0532  
 Sports Editor: Fred Brennan

**PEEKSKILL HERALD**  
 P.O. Box 2250, Peekskill, NY 10566  
 Phone: (845) 737-7747  
 FAX: (845) 737-4690  
 E-mail: gdasport@aol.com  
 Sports Editor: Rob Caluori  
 Beat Writer: George D'Alessandro

**PUTNAM COUNTY COURIER**  
 P.O. Box 220  
 Carmel, NY 10512  
 Phone: (845) 226-1145  
 FAX: (845) 225-1914  
 Sports Editor: Skip Pearlman

## TELEVISION

**MADISON SQUARE GARDEN NETWORK**  
 4 Penn Plaza  
 New York, NY 10001  
 Phone: (212) 465-5955  
 Fax: (212) 465-5944  
 Studio Host: Bill Daughtry  
 Studio Host: Marv Albert  
 Studio Host: Deb Kaufmann

**NEWSCENTER 6**  
 P.O. Box 889  
 Wappingers Falls, NY 12590  
 Phone: (845) 297-4211  
 FAX: (845) 297-3262  
 Sports Director: Kyle Doty

**TIME WARNER/CABLE 6**  
 P.O. Box 887, Middletown, NY 10940  
 Phone: (845) 692-6781  
 FAX: (845) 692-0778  
 E-mail: cable6tv@warwick.net  
 Sports Director: Tony Marino

**WABC-TV**  
 7 Lincoln Square  
 New York, NY 10023  
 Phone: (212) 456-7777  
 FAX: (212) 456-2795  
 Sports Director: Scott Clark

**WCBS-TV**  
 524 West 57th St.  
 New York, NY 10018  
 Phone: (212) 975-1741  
 FAX: (212) 975-6329  
 Sports Director: Warner Wolf

**WNBC-TV**  
 30 Rockefeller Plaza  
 New York, NY 10020  
 Phone: (212) 664-5313  
 FAX: (212) 459-1312  
 Sports Director: Len Berman  
 E-mail: lenberman@wnbc.com

**WNYW-TV**  
 205 East 67th St.  
 New York, NY 10021  
 Phone: (212) 452-5555  
 FAX: (212) 249-1182  
 Sports Director: Curt Menefee

**WPIX-TV**  
 220 East 42nd St.  
 New York, NY 10017  
 Phone: (212) 210-2421  
 FAX: (212) 210-2591  
 Sports Director: Sal Marchiano

**WRNN-TV**  
 P.O. Box 1609  
 Kingston, NY 12401  
 Phone: (845) 339-6397  
 FAX: (845) 339-6210  
 Sports Director: Kevin Connors  
 E-mail: kconnors@rntv.com

## RADIO

**WABC**  
 2 Penn Plaza  
 New York, NY 10121  
 Phone: 212-613-3800  
 Play-by-Play: John Minko  
 Analyst: Dean Darling  
 E-Mail: dmdarling@mediaone.net  
 Sideline: Mike Waddell

**WBNR**  
 475 South Ave.  
 Beacon, NY 12508  
 Phone: (845) 831-8000  
 FAX: (845) 838-2329  
 Sports Director: Bob Outer  
 E-mail: bouter@hvradionet.com  
 Tailgate Host: Joe Daily

**WALL**  
 One Broadcast Plaza  
 Middletown, NY 10940  
 Phone: (845) 343-7400  
 FAX: (845) 343-1201  
 Sports Director: Jack George  
 E-mail: newstalk13@wrv.com

**WCBS**  
 51 West 52nd St.  
 New York, NY 10019  
 Phone: (212) 975-2127  
 FAX: (212) 397-7811  
 Sports Director: Ed Ingles

**WFAN**  
 34-12 36th St.  
 Astoria, NY 11106  
 Phone: (718) 706-7650  
 FAX: (718) 706-6481  
 Talent: Chris Carlin, Ed Coleman  
 Mike Francesca, John Minko,  
 Chris Russo

**WGNV**  
 P.O. Box 2307  
 Newburgh, NY 12550  
 Phone: (914) 561-2131  
 FAX: (914) 561-2138  
 E-mail: news@wgnvfm.com  
 Sports Director: Steve Elliott

**WHUD/WLNA**  
 P.O. Box 188  
 Peekskill, NY 10566  
 Phone: (845) 737-1124

**WKIP**  
 12 Tucker Drive  
 Poughkeepsie, NY 12603  
 Phone: (845) 471-2300  
 FAX: (845) 471-2683  
 Rich Flaherty  
 Ed Weir

**WWSO**  
 P.O. Box 150  
 Liberty, NY 12754  
 Phone: (914) 292-5533  
 FAX: (914) 292-5534  
 Sports Director: Chuck Martin

## WIRE SERVICES

**THE ASSOCIATED PRESS**  
 645 Albany Shaker Rd.  
 Albany, NY 12211  
 Phone: (518) 458-7821  
 FAX: (518) 438-2079  
 Mike Gormley  
 E-mail: mgormley@ap.org  
 Jay Lindsay

**THE ASSOCIATED PRESS**  
 50 Rockefeller Plaza  
 New York, NY 10020  
 Phone: (800)622-1630  
 FAX: (212) 621-1639  
 CF Editor: Richard Rosenblatt  
 E-mail: rrosenblatt@ap.org

## CAMPUS OUTLETS

**POINTER VIEW**  
 U.S. Military Academy  
 Bldg. 600  
 West Point, NY 10996  
 Phone: (845) 938-2015  
 FAX: (845) 938-6035  
 Sports Editor: Jim Fox  
 E-mail: yj0310@exmail.usma.edu

**WKDT-Radio**  
 U.S. Military Academy  
 Bldg. 600  
 West Point, NY 10996  
 Phone: (845) 938-4567  
 FAX: (845) 446-5754  
 E-mail: yj7750@exmail.usma.edu  
 Sports Director: Joe Cyr



# CINCINNATI



**Dr. Joseph Steger**  
President



**Bob Goin**  
Athletic Director



**Rick Minter**  
Head Coach



**Stephanie Rousseau**  
SWA/Sr. Academic Advisor



**Brian McCann**  
Football SID



**Nippert Stadium (35,000)**

## QUICK FACTS

Location: Cincinnati, Ohio  
 Founded: 1819  
 Enrollment: 35,000  
 Nickname: Bearcats  
 Colors: Red and Black  
 Stadium: Nippert Stadium (35,000)  
 President: Dr. Joseph A. Steger  
 Faculty Athletics Rep.: Dr. Nancy Hamant  
 Athletic Director: Bob Goin  
 Senior Woman Adm.: Stephanie Rousseau  
 Head Coach: Rick Minter

## FOOTBALL FACTS

Basic Offense	Pro Set
Basic Defense	4-3
Lettermen Returning/Lost	52/12
Starters Returning	
Offense	10
Defense	8
Specialists	2
1999 Record	3-8
Postseason:	None
All-Time Record:	469-494-51 (.488)
Bowl Appearances:	4
Bowl Record:	3-1-0
Last Appearance:	1997, Humanitarian

## SPORTS INFORMATION

Associate SID/Football Contact: Brian McCann  
 Office Phone: 513/556-5191  
 Home Phone: 513/481-5002  
 Fax: 513/556-0619  
 E-Mail: [brian.mccann@uc.edu](mailto:brian.mccann@uc.edu)  
 Website: [www.ucbearcats.com](http://www.ucbearcats.com)  
 Press Box Phone: 513/556-1010

# Bearcats



# Cincinnati

## 2000 SCHEDULE

<b>Sept. 4</b>	<b>ARMY</b>	<b>4:30p</b>
Sept. 9	SYRACUSE	3:30p
Sept. 16	at Wisconsin	2:00p
Sept. 23	at Indiana	2:00p
<b>Sept. 30</b>	<b>at Tulane</b>	<b>6:00p</b>
<b>Oct. 7</b>	<b>HOUSTON</b>	<b>1:00p</b>
<b>Oct. 14</b>	<b>at Louisville</b>	<b>2:00p</b>
Oct. 28	MIAMI (OHIO)	2:00p
<b>Nov. 4</b>	<b>UAB</b>	<b>1:00p</b>
<b>Nov. 11</b>	<b>at Memphis</b>	<b>2:00p</b>
<b>Nov. 18</b>	<b>SOUTHERN MISS</b>	<b>1:00p</b>

All times are Eastern and subject to change  
Conference games in bold italics.



## RICK MINTER

Hometown:	Texarkana, Texas
Alma Mater:	Henderson State '78
Birthdate:	October 4, 1954

### COACHING EXPERIENCE

1994-	Cincinnati	Head Coach - 27-39-1 (.410) 6 seasons
1992-93	Notre Dame	Def. Coordinator/Inside Linebackers
1985-91	Ball State	Asst. Head Coach/Def. Coordinator/Linebackers
1984	New Mexico St.	Linebackers
1980-82	North Carolina St.	Defensive Ends/Academic Coordinator
1979	Louisiana Tech	Defensive Ends/Recruiting Coordinator
1978	Arkansas	Assistant Linebackers Coach
1977	Henderson St.	Graduate Assistant

**Career Record:** 27-39-1 (.410) 6 seasons

### COACHING STAFF

Offensive Coordinator	Joe Daniels (Slippery Rock '64)
Defensive Coordinator	Rick Smith (Florida State '71)
Assistant Head Coach/Wide Receivers	Tyrone Dixon (Indiana, Pa. '86)
Defensive Line	Keith Willis (Northeastern '81)
Defensive Backs	Mike Tomlin (William & Mary '95)
Assistant Head Coach/Linebackers	Greg Hudson (Notre Dame '90)
Tight Ends	Jeff Filkovski (Allegheny '91)
Running Backs/Special Teams	Amos Jones (Alabama '80)
Offensive Line	Larry Zierlein (Fort Hays State '71)

### FOOTBALL OFFICE

Phone: 513/556-5986 Fax: 513/556-9009

## Key Dates

**Veterans Report:** August 10  
**Freshmen Report:** August 7  
**Media Day:** August 11  
**Fall Classes Begin:** September 20

## 1999 RESULTS

S4	KENT	W	41-3	1-0
S11	TROY STATE	L	24-31	1-1
S18	(8) WISCONSIN	W	17-12	2-1
S25	at Ohio State	L	20-34	2-2
<b>09</b>	<b>at Houston</b>	<b>L</b>	<b>20-23</b>	<b>2-3</b>
<b>016</b>	<b>UAB</b>	<b>L</b>	<b>21-24 (ot)</b>	<b>2-4</b>
<b>023</b>	<b>at (21) Southern Miss</b>	<b>L</b>	<b>20-28</b>	<b>2-5</b>
O30	at Miami (Ohio)	W	52-42	3-5
<b>N6</b>	<b>LOUISVILLE</b>	<b>L</b>	<b>13-23</b>	<b>3-6</b>
<b>N13</b>	<b>at (24) East Carolina</b>	<b>L</b>	<b>34-48</b>	<b>3-7</b>
<b>N20</b>	<b>MEMPHIS</b>	<b>L</b>	<b>13-21</b>	<b>3-8</b>





## 1999 INDIVIDUAL LEADERS

Rushing	Att.	Yds.	Avg.	TD	Long
Robert Cooper	228	1245	5.0	7	51t
P.J. Mays	67	293	4.4	2	27
Deontey Kenner	54	212	3.9	6	35t
Nathan Wize	17	97	5.7	0	18
<b>TOTALS</b>	<b>425</b>	<b>1894</b>	<b>4.5</b>	<b>20</b>	<b>51t</b>

Passing	Att.	Comp	Pct.	INT	Yards	TD
Deontey Kenner	379	208	54.9	15	2430	14
David Bertucci	64	28	43.8	3	344	2
<b>TOTALS</b>	<b>445</b>	<b>236</b>	<b>53.0</b>	<b>18</b>	<b>2774</b>	<b>16</b>

Receiving	Rec	Yds.	Avg.	TD	Long
Tony Smikle	45	429	9.5	3	27
Jason Collins-Baker	43	431	10.0	1	55t
LaDaris Vann	37	547	14.8	4	75t
<b>TOTALS</b>	<b>236</b>	<b>2774</b>	<b>11.8</b>	<b>16</b>	<b>75t</b>

Field Goals	Made-Att.	Pct.	Long
Jonathan Ruffin	5-12	.360	46
<b>TOTALS</b>	<b>7-20</b>	<b>.350</b>	<b>46</b>

Punting	No.	Yards	Avg.	In 20	Long
Adam Wulfeck	54	2279	42.2	18	64
<b>TOTALS</b>	<b>55</b>	<b>2320</b>	<b>42.2</b>	<b>18</b>	<b>64</b>

Kickoff Returns	No.	Yards	Avg.	TDs	Long
Antonio Chatman	9	251	27.9	0	59
LaDaris Vann	17	320	18.8	0	32
<b>TOTALS</b>	<b>31</b>	<b>201</b>	<b>6.5</b>	<b>0</b>	<b>49</b>

Punt Returns	No.	Yards	Avg.	TD	Long
Tinker Keck	28	191	6.8	0	49
LaDaris Vann	1	4	4.0	0	4
<b>TOTALS</b>	<b>44</b>	<b>867</b>	<b>19.7</b>	<b>0</b>	<b>59</b>

Tackles	Solos	Ast	Total
Eddie Johnson	52	59	111
DeJuan Gossett	82	25	107
Troy Evans	37	61	98
Ivan Fields	42	20	62
Tinker Keck	48	9	57
<b>TOTALS</b>	<b>547</b>	<b>444</b>	<b>991</b>

Interceptions	No.	Yds.	Avg.	TD
Gerry Ruff	3	33	11.0	0
Jeff Burrow	2	27	13.5	1
Tinker Keck	2	25	12.5	0
Bobby Fuller	2	20	10.0	0
<b>TOTALS</b>	<b>15</b>	<b>133</b>	<b>8.9</b>	<b>1</b>

## 1999 TEAM STATISTICS

Category	UC	Opponents
First Downs	249	216
Rushes-Yards	425-1894	440-1952
Rushing Yards/Game	172.2	177.5
Passes Att./Comp./Int.	445-236-18	311-166-15
Completion Pct.	.530	.534
Passing Yards	2774	2277
Passing Yards/Game	252.2	207.0
Total Off. Plays/Yds	870-4668	751-4229
Total Offense/Game	424.4	384.5
Punts-Average	55-42.2	53-41.0
Punt Returns-Avg.	31-6.5	14-11.0
Kickoff Returns-Avg.	44-17.6	40-20.0
Interceptions-Yards	15-133	18-260
Fumbles-Lost	12-6	23-11
Penalties-Yards	65-605	76-635
3rd Down Conversions	78-187	60-146
3rd Down Conversion Percentage	.417	.411
4th Down Conversions	16-24	4-12
4th Down Conversion Percentage	.667	.333
Avg. Time of Possession	31:49	28:11

## Noting the Bearcats

- X** Cincinnati set a school record for total offense for the second straight season last year, rolling up 4,668 yards of offense, while scoring 36 touchdowns, the second-highest total in C-USA.
- X** Quarterback DEONTEY KENNER enters his senior season ranked third on UC's all-time completion chart with 361 and fourth in attempts (657), completion percentage (.549) and passing yards (4,561). Last season he passed for 2,430 yards (the third-highest single season yardage total in school history), while throwing 14 touchdowns and rushing for six more.
- X** Wide receiver LaDARIS VANN was named Conference USA co-Freshman of the Year after setting new school freshman marks for receptions (37) and yards (547).
- X** Cincinnati's offensive line surrendered just eight sacks all of last season, the lowest total in Conference USA by seven sacks.
- X** Senior linebacker EDDIE JOHNSON led the Bearcats in tackles last season with 111. He had seven tackles for loss, including two quarterback sacks.
- X** Junior punter ADAM WULFECK earned second team All-Conference USA honors in 1999 after averaging 42.2 yards per kick. UC ranked 13th nationally in net punting with a 39.4 average.



# Cincinnati

## 2000 DEPTH CHART

(Returning starters in bold)

### LETTERMEN

Returning/Lost: 52/12

Starters

Offensive Returning/Lost: 10/1

Defensive Returning/Lost: 8/3

Special Teams Returning/Lost: 2/0

### OFFENSE

- WR **Antonio Chatman**, Tony Smikle
- LT Shawn Murphy, Chris Reh fuss
- LG **Andy Weinheimer**, Ted Forrest
- C **Doug Rosfeld**, Josh Shneyderov
- RG **Kirt Doolin**, DeWayne Johnston
- RT **Josh Gardner**, Mike Love
- TE **Ashley Hunt**, Nate Hice
- WR **Jason Collins-Baker**, Tye Keith
- QB **Deontey Kenner**, Adam Hoover
- FB **Lloyd Garden**, Ray Jackson
- TB Nathan Wize, Charles Spencer

### DEFENSE

- DE Greg Lee, Kirk Gibbs
- DT **Mario Monds**, Dan Wortman
- DT Kirk Thompson, DeMarcus Billings
- DE **Derrick Adams**, Joe Hamilton
- OLB **Troy Evans**, Lewis Carter
- MLB **Eddie Johnson**, Willis Edwards
- OLB **Isaac Thomas**, Antonio Davis
- CB LaVar Glover, Blue Adams
- CB Ivan Fields, Anthony Thomas
- SS Freddy Smith, Genny Ruff
- FS **DeJuan Gossett**, Frank Lang

### SPECIALISTS

- K **Jonathan Ruffin**, Jason Mammarelli
- P **Adam Wulfeck**

### KEY LOSSES

- RB Robert Cooper
- CB Bobby Fuller
- CB Jeff Burrow
- SS Tinker Keck



Deontey Kenner


## 2000 SPRING SIGNEES

NO.	NAME	POS.	HT.	WT.	YR.	HOMETOWN/HS, JC or COLLEGE
28	Marvin Allen	DB	5-11	180	Fr.	Detroit, Mich./Mumford
8	Robert Drewery	WR	6-2	190	Jr.	Los Angeles, Calif./El Camino JC
63	Mario Hill	DL	6-3	225	Fr.	Tallahassee, Fla./Godby
27	Thomas Hill	DB	6-0	180	Fr.	Akron, Ohio/Buchtel
19	Daven Holly	WR	5-10	175	Fr.	Clairton, Pa./Clairton
10	Adam Hoover	QB	6-1	192	Jr.	Corona, Calif./Saddleback JC
35	Rodney Johnson	RB	5-9	190	Fr.	Lake City, Fla./Columbia
65	Matt Mercer	OL	6-3	280	Fr.	Villa Hills, Ky./Beechwood
55	Jamey Murphy	LB	6-2	200	Fr.	Tallahassee, Fla./Rickards
29	Zach Norton	DB	5-11	170	Fr.	Tallahassee, Fla./Jefferson County
79	Adam Shorter	OL	6-4	280	Fr.	Indianapolis, Ind./North Central
12	Chris Siegle	QB	6-2	195	Fr.	Pittsburgh, Pa./Milford Academy
88	Clint Stickdorn	TE	6-8	270	Fr.	Baltimore, Ohio/Liberty Union
75	Kyle Takavitz	OL	6-4	270	Fr.	Columbus, Ohio/Olentangy
45	Akanni Turner	DE	6-2	210	Fr.	Los Angeles, Calif./Dorsey
59	Jermaine Wilson	LB	6-2	190	Fr.	Tallahassee, Fla./Florida High
83	J.R. Deatherage	TE	6-4	240	Jr.	Novato, Calif./Mendocino JC
13	Victor DiMauro	K	5-11	200	Jr.	Clovers, Calif./Fresno CC
62	Jamar Enzor	LB	6-2	215	Fr.	Havana, Fla./Havana


# 2000 ROSTER



NO.	NAME	POS.	HT.	WT.	YR.	EXP.	HOMETOWN/HS, JC or COLLEGE
24	Blue Adams	CB	5-10	182	So.	1L	Miami, Fla./Miami Senior
93	Derrick Adams	DE	6-0	236	So.	1L	Solon, Ohio/Solon
74	Basel Al-Nammari	DT	6-3	286	Jr.	1sq	Hamilton, Ohio/Lakota East
76	Nick Arszman	OG	6-2	260	So.	2sq	Cincinnati, Ohio/LaSalle
95	DeMarcus Billings	DT	6-0	262	So.	1L	Atlanta, Ga./Douglass
20	Aaron Butler	FS	6-1	187	Sr.	1sq	Houma, La./CC of San Francisco
39	Lewis Carter	LB	6-2	218	Jr.	2L	Columbus, Ohio/Mifflin
64	Dave Catanzaro	C	6-1	286	Jr.	3sq	Cincinnati, Ohio/Elder
1	Antonio Chatman	WR	5-8	181	Sr.	1L	Los Angeles, Calif./El Camino College
2	Jason Collins-Baker	WR	5-11	191	Sr.	3L	Detroit, Mich./Cass Tech
23	Bob Coppola	WR	5-11	213	Sr.	1L	Lowellville, Ohio/Lowellville
42	Antonio Davis	LB	6-1	205	Sr.	1L	Miami, Fla./West Hills CC
68	Joe Dixon	OG	6-3	343	Jr.	2L	Columbus, Ohio/Brookhaven
72	Kirt Doolin	OG	6-5	308	So.	1L	Covington, Ky./Covington Catholic
80	Reuben Dunbar	WR	5-9	189	So.	2sq	Huber Heights, Ohio/Wayne
51	Willis Edwards	LB	5-11	226	So.	1L	Cincinnati, Ohio/Moeller
85	Dante Elliott	DT	6-3	274	Jr.	2L	Cincinnati, Ohio/Walnut Hills
48	Troy Evans	LB	6-1	240	Sr.	2L	Cincinnati, Ohio/Lakota
26	Ivan Fields	CB	5-11	181	So.	1L	Hanceville, Ala./Hanceville
73	Ted Forrest	OG	6-3	315	Jr.	2L	Houston, Texas/Robert E. Lee
37	Lloyd Garden	FB	5-11	233	Jr.	2L	Akron, Ohio/Copley
67	Josh Gardner	OT	6-4	276	So.	1L	Mason, Ohio/Moeller
96	Kirk Gibbs	DE	6-1	266	Sr.	1L	Cleveland, Ohio/Vermilion (MN) CC
4	LaVar Glover	CB	5-10	174	Jr.	2L	Dayton, Ohio/Jefferson
18	Luis Gonzalez	QB	6-2	198	Fr.	1sq	Miami, Fla./Coral Park
22	DeJuan Gossett	FS	5-11	198	Sr.	3L	Cincinnati, Ohio/Wyoming
46	Chas Hall	LB	6-1	219	Fr.	1sq	Cincinnati, Ohio/Glen Este
58	Joe Hamilton	DE	6-2	239	Jr.	2L	Columbus, Ohio/Briggs
43	David Harris	RB	6-0	198	Fr.	HS	Brunswick, Ohio/Brunswick
38	Joe Harrison	FB	5-11	245	So.	1L	Cincinnati, Ohio/Sycamore
82	Nate Hice	TE	6-0	245	Sr.	1L	Cincinnati, Ohio/Elder
10	Adam Hoover	QB	6-1	193	Jr.	JC	Corona, Calif./Saddleback JC
87	Ashley Hunt	TE	6-5	248	Sr.	3L	Fruitland Park, Fla./Leesburg
33	Ray Jackson	FB	6-2	221	Jr.	1sq	Indianapolis, Ind./Lawrence Central
52	Eddie Johnson	LB	5-11	234	Sr.	3L	Kirkland, Wash./Juanita
60	DeWayne Johnston	OG	6-1	280	Jr.	1L	Columbus, Ohio/Brookhaven
3	Tye Keith	WR	5-8	182	So.	1L	College Park, Ga./North Clayton
7	Deontey Kenner	QB	6-2	204	Sr.	3L	Hopkinsville, Ky./Hopkinsville
21	Frank Lang	FS	5-9	187	So.	1L	Clearwater, Fla./Dunedin
98	Greg Lee	DE	6-4	249	Sr.	1L	Riverside, Calif./Riverside
31	DeMarco McCleskey	RB	5-11	214	So.	1L	Claremore, Okla./Claremore
43	Melvin Lewis	CB	5-11	175	Jr.	2sq	Cleveland, Ohio/Benedictine
70	Jason Lisek	OG	6-4	294	Sr.	4sq	Mishawaka, Ind./Mishawaka
59	Eric Louallen	C	6-2	292	So.	1sq	Cincinnati, Ohio/Kings
77	Mike Love	OT	6-4	315	Sr.	1L	Lafayette, Ind./Garden City CC
89	A.J. Lucius	TE	6-2	253	Fr.	HS	Cincinnati, Ohio/Loveland
15	Jason Mammarella	K	6-1	222	Jr.	3L	Hollywood, Fla./South Broward
53	Mark Masterson	LB	5-11	230	So.	1sq	Westlake, Ohio/t. Ignatius
92	Montrell Mitchell	DE	6-4	245	Sr.	1L	Panama City, Fla./CC of San Francisco
78	Shawn Murphy	OT	6-4	289	So.	1sq	Cincinnati, Ohio/Oak Hills
90	Mario Monds	DT	6-4	335	Sr.	1L	Fort Pierce, Fla./Hutchinson CC
84	Jon Olinger	WR	6-3	196	So.	1L	Hazard, Ky./Hazard
83	Antwan Peek	DE	6-2	229	So.	1L	Cincinnati, Ohio/Woodward
97	Ben Piening	DE	6-5	251	Jr.	2L	Cincinnati, Ohio/Moeller
99	Darryl Ransom	DE	6-1	255	So.	1L	Indianapolis, Ind./Lawrence Central
61	Chris Reh fuss	OT	6-3	278	Fr.	2sq	Union, Ky./Holmes
49	William Roberts	DB	5-6	148	Fr.	1sq	St. Paris, Ohio/Graham
50	Doug Rosfeld	C	6-4	279	Sr.	3L	Cincinnati, Ohio/Moeller
40	Gerry Ruff	SS	5-11	189	Sr.	1L	Los Angeles, Calif./East Los Angeles CC
36	Freddy Smith	SS	6-0	195	Sr.	3L	Cincinnati, Ohio/Princeton
16	Jonathon Ruffin	K	5-10	184	So.	1L	Metairie, La./Ridgewood Prep
66	Josh Shneyderov	OL	6-2	276	Fr.	1sq	Indianapolis, Ind./North Central
5	Tony Smikle	WR	6-2	222	Sr.	3L	Farmingdale, N.Y./Farmingdale
9	Charles Spencer	RB	5-10	205	Jr.	1sq	Bradenton, Fla./Southeast
91	Paul Stephens	DE	6-6	230	Jr.	2L	Warren, Ohio/Harding
34	Tajuan Stoker	RB	5-7	190	Jr.	3sq	Longview, Texas/Longview
31	Anthony Thomas	DB	6-1	176	Jr.	1L	Culver City, Calif./West Los Angeles JC
25	Isaac Thomas	LB	5-11	219	Sr.	1L	Baker, Fla./Baker
94	Kirk Thompson	DT	6-1	261	Jr.	1L	Portsmouth, Ohio/Portsmouth
6	LaDaris Vann	WR	5-9	195	So.	1L	Ft. Pierce, Fla./Spanish River
53	Chad Vordem Esche	LS	5-11	211	Sr.	2L	Cincinnati, Ohio/Norwood
81	Tim Walker	WR	5-11	194	Jr.	1L	Lexington, Ky./Lafayette
71	Andy Weinheimer	OG	6-6	318	Jr.	2L	Cincinnati, Ohio/Loveland
32	Nathan Wize	RB	5-6	204	Jr.	2L	Tucson, Ariz./Sabino
54	Dan Wortman	DT	6-2	274	Jr.	1L	Mason, Ohio/Mason
14	Adam Wulfeck	P	6-0	235	Jr.	2L	Ft. Mitchell, Ky./Beechwood
44	Ken Wynne	LB	6-3	215	Jr.	1L	Louisville, Ky./Ballard



Doug Rosfeld



Jason Collins-Baker



Mario Monds



# Cincinnati

Year	Coach	Overall	C-USA	Bowl
1999	Rick Minter	3-8-0	0-6	
1998	Rick Minter	2-9-0	1-5	
1997	Rick Minter	8-4-0	2-4	Humanitarian
1996	Rick Minter	6-5-0	2-3	
1995	Rick Minter	6-5-0		
1994	Rick Minter	2-8-1		
1993	Tim Murphy	8-3-0		
1992	Tim Murphy	3-8-0		
1991	Tim Murphy	4-7-0		
1990	Tim Murphy	1-10-0		
1989	Tim Murphy	1-9-1		
1988	Dave Currey	3-8-0		
1987	Dave Currey	4-7-0		
1986	Dave Currey	5-6-0		
1985	Dave Currey	5-6-0		
1984	Dave Currey	2-9-0		
1983	Watson Brown	4-6-1		
1982	Mike Gottfried	6-5-0		
1981	Mike Gottfried	6-5-0		
1980	Ralph Staub	2-9-0		
1979	Ralph Staub	2-9-0		
1978	Ralph Staub	5-6-0		
1977	Ralph Staub	5-4-2		
1976	Tony Mason	9-2-0		
1975	Tony Mason	6-5-0		
1974	Tony Mason	7-4-0		
1973	Tony Mason	4-7-0		
1972	Ray Callahan	2-9-0		
1971	Ray Callahan	7-4-0		
1970	Ray Callahan	7-4-0		
1969	Ray Callahan	4-6-0		
1968	Homer Rice	5-4-1		
1967	Homer Rice	3-6-0		
1966	Chuck Studley	3-7-0		
1965	Chuck Studley	5-5-0		
1964	Chuck Studley	8-2-0		
1963	Chuck Studley	6-4-0		
1962	Chuck Studley	2-8-0		
1961	Chuck Studley	3-7-0		
1960	George Blackburn	4-6-0		
1959	George Blackburn	5-4-1		
1958	George Blackburn	6-2-2		
1957	George Blackburn	5-4-1		
1956	George Blackburn	4-5-0		
1955	George Blackburn	1-6-2		
1954	Sid Gillman	8-2-0		
1953	Sid Gillman	9-1-0		
1952	Sid Gillman	8-1-1		
1951	Sid Gillman	10-1-0		
1950	Sid Gillman	8-4-0		Sun
1949	Sid Gillman	7-4-0		Glass
1948	Ray Nolting	3-6-1		
1947	Ray Nolting	7-3-0		
1946	Ray Nolting	9-2-0		Sun
1945	Ray Nolting	4-4-0		
1942	Joe Meyer	8-2-0		
1941	Joe Meyer	6-3-0		
1940	Joe Meyer	5-3-1		
1939	Joe Meyer	4-3-2		
1938	Joe Meyer	4-5-0		
1937	Russ Cohen	0-10-0		
1936	Russ Cohen	1-5-3		
1935	Russ Cohen	7-2-0		
1934	Dana King	6-2-1		

Year	Coach	Overall	C-USA	Bowl
1933	Dana King	7-2-0		
1932	Dana King	7-2-0		
1931	Dana King	5-4-0		
1930	George Babcock	5-4-0		
1929	George Babcock	4-4-1		
1928	George Babcock	1-8-0		
1927	George Babcock	2-5-2		
1926	George McLaren	3-5-1		
1925	George McLaren	4-5-0		
1924	George McLaren	2-6-1		
1923	George McLaren	6-3-0		
1922	George McLaren	1-7-1		
1921	Boyd Chambers	2-6-0		
1920	Boyd Chambers	4-5-0		
1919	Boyd Chambers	3-4-1		
1918	Boyd Chambers	3-0-2		
1917	Frank Marty	0-6-0		
1916	Ion Cortwright	0-8-1		
1915	George Little	4-5-0		
1914	George Little	6-3-0		
1913	Lowell Dana	5-3-1		
1912	Lowell Dana	3-4-1		
1911	Robert Burch	6-2-1		
1910	Robert Burch	6-3-0		
1909	Robert Burch	4-3-1		
1908	Ralph Onott	1-4-1		
1906	William Foley	0-7-2		
1905	Amos Foster	4-3-0		
1904	Amos Foster	7-1-0		
1903	Anthony Chez	1-8-0		
1902	Anthony Chez	4-2-2		
1901	Henry Pratt	1-3-1		
1900	Dan Reed	3-4-1		
1899	Dan Reed	5-2-0		
1898	Frank Cavanaugh	5-1-3		
1897	Tom Fennel	9-1-1		
1896	Williams Reynolds	4-3-1		
1895	W. Durant Berry	3-3-0		
1894	W. Durant Berry	3-3-0		
1893	No Coach	0-6-0		
1892	No Coach	1-2-0		
1891	No Coach	4-2-1		
1890	No Coach	2-1-1		
1889	No Coach	1-1-0		
1888	No Coach	1-0-1		
1887	No Coach	1-0-0		
1886	No Coach	2-0-0		
1885	No Coach	1-0-1		

## Bowl Results (3-1)

Bowl	Opponent	Result	Year
Humanitarian	Utah State	W 35-19	1997
Sun	West Texas State	L 13-14	1950
Glass	Toledo	W 33-13	1949
Sun	Virginia Tech	W 18-6	1946



# Cincinnati School Records

## INDIVIDUAL GAME

Total Offense	525
Yards Rushing	306
Rushing Attempts	45
Yards Passing	554
Pass Attempts	56
Pass Completions	35
Yards Receiving	254
Receptions	13

## SEASON

Total Offense	3,210
Yards Rushing	1,325
Rushing Attempts	264
Yards Passing	3,272
Pass Attempts	411
Pass Completions	237
Yards Receiving	1,107
Receptions	80
Touchdown Catches	12
Interceptions	6
Points	142

## CAREER

Total Offense	6,210
Yards Rushing	4,242
Rushing Attempts	876
Yards Passing	6,801
Pass Attempts	899
Pass Completions	544
Yards Receiving	2,285
Receptions	125
Touchdown Catches	21
Interceptions	12
Points	247

## TEAM GAME

Points	124
Total Offense	684
Yards Rushing	464
Yards Passing	584
First Downs	36
Total Defense	18
Rushing Defense	-37
Passing Defense	-1

## SEASON

Points	354
Total Offense	4,491
Yards Rushing	3,011
Yards Passing	3,358
First Downs	252
Fewest Points Allowed	4
Total Defense	1,843
Rushing Defense	841
Passing Defense	417

Greg Cook vs. Ohio	Nov. 16, 1968
Bob Hynes vs. Case	Nov, 1923
Steve Cowan vs. Ohio	Oct. 17, 1970
Greg Cook vs. Ohio	Nov. 16, 1968
Greg Cook vs. Ohio	Nov. 16, 1968
Greg Cook vs. Ohio	Nov. 16, 1968
Tom Rossley vs. Louisville	Nov. 9, 1968
Tom Rossley vs. Wichita State	Oct. 19, 1968

Greg Cook	1968
Reggie Taylor	1986
Reggie Taylor	1985
Greg Cook	1968
Greg Cook	1968
Danny McCoin	1986
Jim O'Brien	1968
Tom Rossley	1968
Jim O'Brien	1968
four players tied . most recently: Sam Garnes,	1996
Jim O'Brien	1968

Danny McCoin	1984-87
Reggie Taylor	1983-86
Reggie Taylor	1983-86
Danny McCoin	1984-87
Danny McCoin	1984-87
Danny McCoin	1984-87
Jim O'Brien	1967-69
Marlon Pearce	1990-92
Jim O'Brien	1967-69
Jocelyn Borgella	1990-93
Jim O'Brien	1967-69

vs. Transylvania	Sept., 1912
vs. Ohio	Nov. 16, 1968
vs. Case	Oct. 24, 1953
vs. Ohio	Nov. 16, 1968
vs. Ohio	Nov. 16, 1968
vs. Southwestern Louisiana	Oct. 13, 1973
vs. Wichita State	Oct. 19, 1974
vs. Xavier	Oct. 9, 1971



DeJuan Gossett



LaDaris Vann



# Cincinnati Primary Media

## PRINT MEDIA

**CINCINNATI ENQUIRER** (AM Daily, Sunday)  
 www.enquirer.com  
 312 Elm Street  
 Cincinnati, OH 45202  
 Phone (main): 513-768-8438  
 Fax: 513-768-8550  
 Sports Editor: Julie Engebrecht  
 Deputy Sports Editor: Ken Sain  
 Basketball Beat Writer: Mike DeCourcy  
 Football Beat Writer: TBA  
 Columnists: Paul Daugherty/Tim Sullivan

**CINCINNATI POST**  
 (P.M. Daily, except Sunday)  
 www.cincypost.com  
 125 East Court Street  
 Cincinnati, OH 45202  
 Phone (main): 513-352-2767  
 Fax: 513-621-3962  
 E-mail: mbass@cincypost.com  
 Sports Editor: Mike Bass  
 Phone: 513-352-2705  
 Columnist: Bill Koch  
 Beat Writer: Rodney McKissic  
 E-Mail: rodneyjmckissic@aol.com

**UC NEWS RECORD** (Mon, Wed., Thu.)  
 P.O. Box 210136  
 Cincinnati, OH 45221  
 Phone (main): 513-556-5900  
 Fax: 513-556-5922  
 Sports Editor: TBA  
 Phone: 513-556-5907

**BEARCAT SPORTS DIGEST** (Bi-Monthly)  
 400 Oak Street, Suite D  
 Cincinnati, OH 45219  
 Phone: 513-281-7200  
 Fax: 513-281-1770  
 Managing Editor: John Mason  
 Editor: Dave Malaska

**DAYTON DAILY NEWS** (AM Daily, Sunday)  
 45 S. Ludlow St.  
 Dayton, OH 45449  
 Phone: 513-225-2250  
 Fax: 513-225-7352  
 Sports Editor: Kevin Riley

**CINCINNATI HERALD**  
 354 Hearne Avenue  
 Cincinnati, OH 45229-2818  
 Phone: (513) 961-3331  
 FAX: (513) 961-0304  
 E-mail: sesch@fuse.net  
 Sports Editor: Mark Brown  
 Reporter: Conrad Clowers

## WIRE SERVICES

**ASSOCIATED PRESS**  
 312 Elm Street  
 Cincinnati, OH 45202  
 Phone (main): 513-241-2386  
 Fax: 513-241-2665  
 Bureau Chief: John Nolan  
 Reporter: Joe Kay  
 E-Mail: jkay@ap.org  
 Reporter: Terry Kinney  
 E-Mail: tkinney@ap.org

## TELEVISION MEDIA

**WLWT** (NBC)  
 1700 Young Street  
 Cincinnati, OH 46210  
 Phone: 513-412-5088  
 Fax: 513-412-6121  
 Sports Director: George Vogel  
 Reporter/Anchor: Ken Broo  
 Weekend Anchor: Kim Lewis

**WCPO-TV** (ABC)  
 500 Central Avenue  
 Cincinnati, OH 45202  
 Phone (main): 513-852-4077  
 Fax: 513-721-6032  
 Sports Director: John Popovich  
 E-mail: jpopovich@cincinow.net  
 Sports Producer: Amy Rourke  
 Sports Producer: Shawn Dunster  
 Anchor: Denny Janson  
 Weekend Reporter: Kathrine Nero

**WKRC-TV** (CBS)  
 1906 Highland Avenue  
 Cincinnati, OH 45219  
 Phone (main): 513-763-5452  
 Fax: 513-421-3820  
 Sports Director/Anchor: Brad Johansen  
 Phone: 513-763-5584  
 Anchors/Reporters: Kevin Barnett/  
 Tim Bray  
 Phone: 513-763-5454  
 Weekend Anchor: Harvey Smilovitz

**WXIX-TV** (FOX)  
 635 West Seventh Street  
 Cincinnati, OH 45203  
 Phone (main): 513-421-1919  
 Fax: 513-421-3022  
 Sports Director: Greg Hoard  
 Producer/Reporter: Chris Ralston  
 Andy Treinen  
 Anchor/Reporter: Dan Hoard

## RADIO MEDIA

**WEBN**  
 1111 St. Gregory  
 Cincinnati, OH 45202  
 Phone (main): 513-621-9326  
 Fax: 513-749-3299  
 Sports Director: Wild Man Walker  
 Home Phone: 513-852-1091  
 Home Fax: 513-251-1657

**WLW-AM**  
 1111 St. Gregory  
 Cincinnati, OH 45202  
 Phone: 513-241-1168  
 Fax: 513-241-4240  
 Reporter: Bill Dennison  
 Reporter: Scott Springer  
 Reporter: Eric Page

**WCKY-AM**  
 1111 St. Gregory  
 Cincinnati, OH 45202  
 Phone: 513-241-1168  
 Fax: 513-665-9700  
 Reporter: Marc Amazon  
 Reporter: Dennis Walker

**WOBO**  
 P.O. Box 338  
 Owensville, OH 45160  
 Phone (main): 513-732-3232  
 Sports Director: John Perin

**WCIN**  
 3540 Reading Road  
 Cincinnati, OH 45229  
 Phone (main): 513-281-7180  
 Fax: 513-281-6125  
 Sports Director: Bill Meredith  
 Home: 513-662-8462

**WMOH**  
 2081 Fairgrove Ave.  
 Hamilton, OH 45011  
 Phone: 513-737-6397  
 Fax: 513-863-6856  
 Sports Director, Kert Radel  
 Reporter: Steve Vaughn  
 E-mail: svaughn@fuse.net

**WAVE**  
 250 West Court  
 Cincinnati, OH 45202  
 Phone (main): 5130-241-9500  
 Fax: 513-241-8896

**WIZF**  
 7030 Reading Road, Suite 316  
 Cincinnati, OH 45237  
 Phone (main): 513-351-5900  
 Fax: 513-351-0020  
 News Director: Edna Howell  
 Home: 606-261-4443

**WBOB-AM**  
 625 Eden Park Drive  
 Cincinnati, OH 45202  
 Phone: 513-562-4049  
 FAX: 513-562-3060  
 Reporter: Tim Lewis  
 E-mail: Tlewis425@aol.com  
 Phone: 513-721-1050 ext. 310

**WGRR-AM**  
 1211 West Sharon Rd.  
 Cincinnati, OH 45249  
 Phone: 513-321-8900  
 Fax: 513-321-2716  
 Sports Director: Tony Michaels

**WXU**  
 Xavier University  
 Cincinnati, OH 45207  
 Phone (main): 513-745-3738  
 Fax: 513-745-3483  
 Jimi Kirby



# EAST CAROLINA



**Dr. Richard Eakin**  
Chancellor



**Mike Hamrick**  
Athletic Director



**Steve Logan**  
Head Coach



**Rosie Thompson**  
SWA



**Norm Reilly**  
Football SID



**Dowdy-Ficklen Stadium (43,000)**

## QUICK FACTS

Location: Greenville, N.C.  
 Founded: 1907  
 Enrollment: 18,223  
 Nickname: Pirates  
 Colors: Purple and Gold  
 Stadium: Dowdy-Ficklen Stadium (43,000)  
 Chancellor: Dr. Richard R. Eakin  
 Faculty Athletics Rep.: Dr. Trenton Davis  
 Athletic Director: Mike Hamrick  
 Senior Woman Adm.: Rosie Thompson  
 Head Coach: Steve Logan

## FOOTBALL FACTS

Basic Offense	Pro Set
Basic Defense	3-4
Lettermen Returning/Lost	48/19
Starters Returning	
Offense	9
Defense	6
Specialists	1
1999 Record	9-3
Postseason:	Mobile Alabama Bowl
All-Time Record:	322-290-11 (.526)
Bowl Appearances:	10
Bowl Record:	6-4-0
Last Appearance:	1999, Mobile Alabama

## SPORTS INFORMATION

Assistant A.D./Football SID: Norm Reilly  
 Office Phone: 252/328-4522 <sup>TM</sup>  
 Home Phone: 252/321-9229  
 Fax: 252/328-4528  
 E-Mail: reillyn@mail.ecu.edu  
 Website: www.ecupirates.com  
 Press Box Phone: 252/328-4697

# Pirates



# East Carolina

## 2000 SCHEDULE

Sept. 2	at Duke	6:00p
Sept. 7 (Thu.)	VIRGINIA TECH	8:00p
<b>Sept. 16</b>	<b>TULANE</b>	<b>3:30p</b>
Sept. 23	SYRACUSE	Noon
<b>Oct. 7</b>	<b>at Memphis</b>	<b>8:00p</b>
<b>Oct. 14</b>	<b>ARMY</b>	<b>3:30p</b>
<b>Oct. 19 (Thu.)</b>	<b>at Louisville</b>	<b>7:00p</b>
<b>Oct. 28</b>	<b>UAB</b>	<b>3:30p</b>
<b>Nov. 11</b>	<b>HOUSTON</b>	<b>TBA</b>
Nov. 18	at West Virginia	Noon
<b>Nov. 24 (Fri.)</b>	<b>at Southern Miss</b>	<b>1:30p</b>

All times are Eastern and subject to change  
*Conference games in bold italics.*



## STEVE LOGAN

Hometown: Lawton, Okla.  
 Alma Mater: Tulsa '75  
 Birthdate: February 3, 1953

## Key Dates

**Veterans Report:** August 6  
**Freshmen Report:** August 2  
**Media Day:** August 7  
**Fall Classes Begin:** August 16

### COACHING EXPERIENCE

1992-	East Carolina	Head Coach - 51-40-0 (.560) 8 seasons
1990-91	East Carolina	Offensive Coordinator
1989	East Carolina	Running Backs
1987-88	Mississippi State	Quarterbacks
1985-86	Colorado	Running Backs
1983-84	Tulsa	Offensive Coordinator
1981-82	Hutchinson JC	Head Coach
1980	Oklahoma State	Tight Ends
1975-79	Union High School	

**CAREER RECORD:** 51-40-0 (.560) 8 seasons

### COACHING STAFF

Assistant Head Coach/Defensive Line	James Webster (North Carolina '72)
Defensive Coordinator/Inside Linebackers	Tim Rose (Xavier '63)
Offensive Coordinator/Quarterbacks	Doug Martin (Kentucky '86)
Running Backs	Jerry McManus (Wake Forest '76)
Tight Ends	Terry Tilghman (East Carolina '95)
Offensive Line	Steve Shankweiler (Davidson '74)
Outside Linebackers	Tony Oden (Baldwin-Wallace '95)
Defensive Backs	Paul Jette (Texas '77)
Wide Receivers	Bob Leahy (Emporia State, Kan. '69)

### FOOTBALL OFFICE

Phone: 252/328-4568 Fax: 252/328-4646

## 1999 RESULTS

S4	vs. West Virginia	W	30-23	1-0
S11	DUKE	W	27-9	2-0
S18	at South Carolina	W	21-3	3-0
S25	(9) MIAMI (FLA.)	W	27-23	4-0
<b>02</b>	<b>at Army</b>	<b>W</b>	<b>33-14</b>	<b>5-0</b>
<b>09</b>	<b>SOUTHERN MISS</b>	<b>L</b>	<b>22-39</b>	<b>5-1</b>
<b>023</b>	<b>TULANE</b>	<b>W</b>	<b>52-7</b>	<b>6-1</b>
<b>030</b>	<b>at Houston</b>	<b>W</b>	<b>19-3</b>	<b>7-1</b>
<b>N6</b>	<b>at UAB</b>	<b>L</b>	<b>17-36</b>	<b>7-2</b>
<b>N13</b>	<b>CINCINNATI</b>	<b>W</b>	<b>48-34</b>	<b>8-2</b>
N20	NORTH CAROLINA STATE	W	23-6	9-2
D22	vs. TCU	L	14-28	9-3

(Mobile Alabama Bowl)





## 1999 INDIVIDUAL LEADERS

Rushing	Att.	Yds.	Avg.	TD	Long
Jamie Wilson	156	865	5.5	7	68
David Garrard	138	493	3.6	8	46
TOTALS	435	1874	4.3	17	68

Passing	Att.	Comp	Pct.	INT	Yards	TD
David Garrard	312	181	58.0	12	2359	14
TOTALS	341	197	57.8	12	2595	15

Receiving	Rec	Yds.	Avg.	TD	Long
LaMont Chappell	36	558	15.5	3	62
Jamie Wilson	28	266	9.5	1	29
Rashon Burns	25	236	9.4	2	36
TOTALS	197	2595	13.2	15	62

Field Goals	Made-Att.	Pct.	Long
Kevin Miller	11-15	73.3	52

Punting	No.	Yards	Avg.	In 20	Long
Andrew Bayes	47	2259	48.1	9	78
TOTALS	51	2283	44.8	9	78

Kickoff Returns	No.	Yards	Avg.	TDs	Long
Keith Stokes	27	584	21.6	0	42
LaMont Chappell	4	90	22.5	0	41
TOTALS	34	728	21.4	1	46

Punt Returns	No.	Yards	Avg.	TD	Long
Keith Stokes	26	404	15.5	1	94
Marcellus Harris	4	20	5.0	0	10
TOTALS	30	424	14.1	1	94

Tackles	Solos	Ast	Total
Pernell Griffin	58	63	121
Jeff Kerr	58	32	90
Chris Satterfield	32	35	67
Bernard Williams	35	23	58
Anthony Adams	36	20	56
TOTALS	584	420	1004

Interceptions	No.	Yds.	Avg.	TD
Anthony Adams	3	55	18.3	1
Kevin Monroe	3	11	3.7	0
Pernell Griffin	2	1	0.5	0

## 1999 TEAM STATISTICS

Category	ECU	Opponents
First Downs	232	212
Rushes-Yards	435-1874	445-1433
Rushing Yards/Game	170.4	130.3
Passes Att./Comp./Int.	341-197-12	389-200-17
Completion Pct.	.578	.514
Passing Yards	2595	2593
Passing Yards/Game	235.9	209.5
Total Off. Plays/Yds	776-4469	834-3738
Total Offense/Game	406.3	339.8
Punts-Average	51-44.8	66-41.3
Punt Returns-Avg.	26-13.5	31-9.7
Kickoff Returns-Avg.	34-21.4	47-20.3
Interceptions-Yards	17-123	12-200
Fumbles-Lost	32-15	21-12
Penalties-Yards	67-597	82-741
3rd Down Conversions	56-152	68-186
3rd Down Conversion Percentage	.370	.370
4th Down Conversions	4-14	7-18
4th Down Conversion Percentage	.290	.390
Avg. Time of Possession	27:46	32:14

## Noting the Pirates

- X** East Carolina's trip to the inaugural Mobile Alabama Bowl last season was the program's fourth bowl trip in eight years. The Pirates posted nine regular season wins for just the 10th time in school history.
- X** Under first-year defensive coordinator Tim Rose, the Pirate defense improved in virtually every NCAA statistical category last season, including scoring defense (61st to 13th), rushing defense (95th to 41st), pass efficiency defense (67th to 10th) and total defense (65th to 38th).
- X** Junior linebacker PERNELL GRIFFIN has recorded well over 200 tackles during his first two seasons at ECU. Last season, he led the team with 121 stops, including four sacks and six tackles for loss. Griffin also had a pair of interceptions and two fumble recoveries.
- X** Junior quarterback DAVID GARRARD passed for 2,359 yards last season to move into third place on the school's all-time passing list with 4,450 yards in just two seasons. He also rushed for 493 yards last season, the most by a Pirate quarterback in 30 years.
- X** Senior running back JAMIE WILSON needs just 174 rushing yards for 2,000 in his career. He rushed for 865 yards last year, averaging 5.5 yards per carry. Wilson also had 28 receptions last season, giving him 80 in his three years at ECU.
- X** Despite missing four games with a quad muscle injury, kicker KEVIN MILLER earned a place on C-USA's All-Freshman team after hitting 11-of-15 field goal attempts. One of 20 semifinalists for the Lou Groza Award last year, Miller is expected to take over ECU's punting duties this season in addition to his placekicking duties.



# East Carolina

## 2000 DEPTH CHART

(Returning starters in bold)

### LETTERMEN

Returning/Lost: 48/19

### STARTERS

Offensive Returning/Lost: 9/2

Defensive Returning/Lost: 6/5

Special Teams Returning/Lost: 1/1

### OFFENSE

SE	<b>Marcellus Harris</b> , Arnie Powell, Bryan Moss
LT	Shaun Rose, Brandon Pope
LG	<b>Aaron Walker</b> , Phoenix Evans
C	<b>Sherwin Lacewell</b> , James Bell
RG	<b>Chris Nelson</b> , Robert Parker
RT	<b>Samien Jones</b> , Brian Rimpf
TE	<b>Rashon Burns</b> , Corey Floyd Seth Yates
QB	<b>David Garrard</b> , Richard Alston
FB	<b>Jamie Wilson</b> , Leonard Henry, Christshawn Gilliam
H-Back	<b>Keith Stokes</b> , Marcus White
FL	Delayo Dodd, Torey Morris

### DEFENSE

C-END	<b>John Williamson</b> , Kent Nealy
DT	<b>Devone Claybrooks</b> , Marc Yellock
NG	<b>Mbayo Ahmadu</b> , Chris Howell
DT	Ty Hunt, <b>Bernard Williams</b>
B-END	Antwane Yelverton, Kevin Ward
LB	Greg LeFever, Carlos Ochoa
LB	<b>Pernell Griffin</b> , Reggie Hamphill
CB	Kelly Hardy, Dale Simmons
SS	<b>Anthony Adams</b> , Dominique Hatcher
FS	Antwan Adams, Kevin Jackson
CB	Jerome Steward, Charlie Robinson

### SPECIALISTS

PK	<b>Kevin Miller</b> , Bryce Barbree-Harrington
P	Kevin Miller

### KEY LOSSES

FL	LaMont Chappell
DT	Norris McCleary
LB	Jeff Kerr
CB	Forrest Foster
CB	Kevin Monroe
SS	Chris Satterfield
P	Andrew Bayes



David Garrard

## 2000 SPRING SIGNEES

NAME	POS.	HT.	WT.	YR.	HOMETOWN/HS, JC or COLLEGE
Grover Benton	DB	5-10	180	Fr.	Babson Park, Fla./Frostproof
Art Brown	RB	5-10	205	Fr.	Winston-Salem, N.C./Fork Union Academy
Derrick Collier	WR	6-1	190	Jr.	Albany, Ga./Georgia Military College
Terrance Copper	WR	6-1	192	Fr.	Washington, N.C./Washington
Charlie Dempsey	L	6-4	275	Fr.	Jacksonville, N.C./Southwest Onslow
Wes Herlocker	WR/P	6-3	190	Fr.	New London, N.C./North Stanly
Vonta Leach	LB	6-2	225	Fr.	Rowland, N.C./South Robeson
Greg LeFever	LB	6-1	245	Jr.	Ocean City, N.J./Garden City JC
Hagen Mason	L	6-2	300	Fr.	Tallahassee, Fla./Lincoln
Brandon Rainer	DB	6-1	175	Fr.	Laurinburg, N.C./Scotland
Desmond Robinson	QB	5-11	180	Fr.	Rock Hill, S.C./Rock Hill
Dan Sievers	TE	6-4	230	Fr.	Charlotte, N.C./Vance
Clifford Timpson	DB	5-10	175	Fr.	Durham, N.C./Southern Durham
Marvin Townes	RB	6-0	180	Fr.	Warrenton, N.C./Warren County
Donald Whitehead	QB/DB	5-10	175	Fr.	Leggett, N.C./North Edgecombe

# 2000 ROSTER



NO.	NAME	POS.	HT.	WT.	YR.	EXP.	HOMETOWN/HS, JC or COLLEGE
12	Anthony Adams	SAF	5-11	180	So.	1L	Greenville, N.C./J.H. Rose
13	Antwan Adams	SAF	5-11	180	So.	1L	Greenville, N.C./J.H. Rose
52	Mbayo Ahmadu	NG	6-1	270	Sr.	3L	Washington, D.C./Woodrow Wilson
1	Richard Alston	QB	6-2	215	So.	1L	Warrenton, N.C./Warren County
15	Bryce Barbree-Harrington	K	5-8	160	Fr.	RS	Merritt Island, Fla./Merritt Island
67	James Bell	OT	6-5	310	Sr.	2L	Lewiston, N.C./Bertie
54	Zack Bishop	OL	6-3	250	So.	1L	Raleigh, N.C./Wake Forest-Rolesville
44	Ja'Waren Blair	DT	6-4	250	So.	1L	Winston-Salem, N.C./R.J. Reynolds
49	Josh Bledsoe	LB	6-1	230	Fr.	RS	New London, N.C./North Stanly
89	Rashon Burns	TE	6-4	245	Sr.	3L	Toms River, N.J./Toms River East
91	Devone Claybrooks	DT	6-3	275	Sr.	3L	Bassett, Va./Bassett
84	Derrick Collier	WR	6-1	190	Jr.	JC	Albany, Ga./Georgia Military College
39	Antwaun Cook	DB	5-11	180	Sr.	2L	Wilmington, N.C./New Hanover
78	Senter Currin	OL	6-4	285	So.	1L	Angier, N.C./Harnett Central
82	Delayo Dodd	WR	6-3	225	Jr.	1L	Winston-Salem, N.C./Carver
98	Maurice Donley	DT	6-3	255	Jr.	2L	Interlachen, Fla./Interlachen
99	Damane Duckert	DL	6-5	265	So.	1L	Clemmons, N.C./North Davidson
88	Rod Emery	TE	6-1	260	Sr.	3L	Greenville, N.C./J.H. Rose
73	Phoenix Evans	OL	6-4	295	So.	1L	Kinston, N.C./Kinston, N.C.
85	Corey Floyd	TE	6-2	245	Jr.	2L	Trenton, N.J./Lawrenceville
9	David Garrard	QB	6-3	235	Jr.	2L	Durham, N.C./Southern Durham
26	Christshawn Gilliam	RB	6-0	210	So.	1L	Lewiston, N.C./Bertie
65	Scott Godwin	OL	6-4	255	Jr.	1L	Raleigh, N.C./Wake Christian Academy
47	Pernell Griffin	LB	6-3	240	Jr.	2L	Williamston, N.C./Williamston
56	Reggie Hamphill	LB	6-2	225	So.	1L	Jamestown, N.C./Hargrave Military Academy
28	Kelly Hardy	DB	5-11	185	So.	1L	Kinston, N.C./Kinston
80	Aaron Harris	WR	6-2	180	Jr.	1L	Washington, D.C./Archbishop Carroll
4	Marcellus Harris	WR	5-10	180	Sr.	3L	Newport News, Va./Ferguson
19	Dominique Hatcher	SAF	6-1	195	So.	1L	Greensboro, N.C./Page
45	Travis Heath	S	6-2	190	So.	1L	Tarboro, N.C./Tarboro
97	Derek Helms	DL	6-3	250	Fr.	RS	Monroe, N.C./Forest Hills
22	Leonard Henry	RB	6-1	200	Jr.	2L	Clinton, N.C./Clinton
90	Chris Howell	DL	6-3	280	Sr.	2L	Greenville, N.C./J.H. Rose
53	Ty Hunt	DL	6-4	265	Sr.	2L	Hickory, N.C./Hickory
27	Kevin Jackson	DB	6-1	185	Fr.	RS	Mebane, N.C./East Alamance
93	Hosea James	DL	6-3	230	So.	RS	Jacksonville, N.C./Hargrave Military Academy
75	Samien Jones	OL	6-3	290	Sr.	2L	Cove City, N.C./West Craven/N.C. State
38	Darren Kerr	DB	6-1	190	Jr.	SQ	Arlington, Va./Issaquah
74	Sherwin Lacewell	OL	6-2	290	Sr.	3L	Durham, N.C./Southern Durham
40	Greg LeFever	LB	6-1	245	Jr.	JC	Ocean City, N.J./Garden City, Kan. CC
46	Ryan Luckadoo	SN	6-2	205	Jr.	2L	Anderson, S.C./Westside
6	Travis Mazyck	SAF	6-2	185	Jr.	2L	Virginia Beach, Va./Tallwood
10	Kevin Miller	P/PK	6-1	200	So.	1L	Virginia Beach, Va./Salem
86	Torey Morris	WR	6-1	180	So.	1L	Toms River, N.J./Toms River South
81	Bryan Moss	WR	6-2	185	Fr.	RS	Sherrills Ford, N.C./Bandys
41	Kent Nealy	DB	5-11	210	Fr.	RS	Clarendon, N.C./South Columbus
64	Chris Nelson	OL	6-4	295	Jr.	2L	Hickory, N.C./Hickory
51	Carlos Ochoa	LB	6-0	240	Sr.	3L	Chihuahaw, Mexico/J.H. Rose
62	Robert Parker	OT	6-5	290	Sr.	3L	Hyattsville, Md./Dematha Catholic
43	Calvin Phillips	LB	6-2	215	Fr.	RS	Rocky Mount, N.C./North Edgecombe
61	Brandon Pope	OL	6-3	245	Fr.	RS	Chesapeake, Va./Indian River
	Arnie Powell	SE	6-4	215	Jr.	2L	Deep Creek, Va./Deep Creek
69	Brian Rimpf	OL	6-3	275	Fr.	RS	Raleigh, N.C./Leesville Road
2	Charlie Robinson	CB	6-0	180	Jr.	2L	Voorhees, N.J./Eastern
71	Shaun Rose	OL	6-6	305	Jr.	1L	Wilson, N.C./Hunt
66	Corey Schmidt	OL	6-3	280	Fr.	RS	Cary, N.C./Cary
35	Dale Simmons	DB	6-0	195	Fr.	RS	Vanceboro, N.C./West Craven/
60	Buddy Smith	OL	6-4	280	Fr.	RS	Louisburg, N.C./Bunn
20	Jerome Steward	DB	5-10	170	So.	1L	Jacksonville, Fla./Andrew Jackson
14	Keith Stokes	H-B/KR	5-8	180	Sr.	1L	Dothan, Ala./Georgia Military Academy
42	Ben Thomas	TE	6-2	230	So.	1L	Reston, Va./Dematha Catholic
77	Aaron Walker	OL	6-3	285	Jr.	2L	Columbia, S.C./Irmo
8	Kevin Ward	DE	6-2	220	Jr.	1L	Kinston, N.C./Fork Union Military Academy
68	Doug White	OL	6-2	290	Fr.	RS	Norristown, Pa./Norristown
32	Marcus White	WR	6-0	180	Fr.	RS	Richmond, Va./J.R. Tucker
34	Bernard Williams	DT	6-4	235	Jr.	2L	Winston-Salem, N.C./North Forsyth
30	John Williamson	DE	6-2	215	So.	1L	Cerro Gordo, N.C./Fork Union Military Academy
23	Jamie Wilson	RB	6-1	205	Sr.	3L	Greenville, N.C./D.H. Conley
92	Seth Yates	TE	6-4	235	Fr.	RS	Martinez, Ga./Evans
96	Marc Yellock	DT	6-4	235	Sr.	3L	Roxboro, N.C./Person County
3	Antwane Yelverton	DE	6-0	210	So.	1L	Snow Hill, N.C./Greene Central



Keith Stokes



Anthony Adams



Mbayo Ahmadu



# East Carolina

Year	Coach	Overall	C-USA	Bowl
1999	Steve Logan	9-3-0	4-2	Mobile Alabama
1998	Steve Logan	6-5-0	3-3	
1997	Steve Logan	5-6-0	4-2	
1996	Steve Logan	8-3-0		
1995	Steve Logan	9-3-0		Liberty
1994	Steve Logan	7-5-0		Liberty
1993	Steve Logan	2-9-0		
1992	Steve Logan	5-6-0		
1991	Bill Lewis	11-1-0		Peach
1990	Bill Lewis	5-6-		
1989	Bill Lewis	6-5-0		
1988	Art Baker	3-8-0		
1987	Art Baker	5-6-0		
1986	Art Baker	3-8-0		
1985	Art Baker	2-9-0		
1984	Ed Emory	2-9-0		
1983	Ed Emory	8-3-0		
1982	Ed Emory	7-4-0		
1981	Ed Emory	5-6-0		
1980	Ed Emory	4-7-0		
1979	Pat Dye	7-3-11		Independence
1978	Pat Dye	9-3-0		
1977	Pat Dye	8-3-0		
1976	Pat Dye	9-2-0		
1975	Pat Dye	8-3-0		
1974	Pat Dye	7-4-0		
1973	Sonny Randle	9-2-0		
1972	Sonny Randle	9-2-0		
1971	Sonny Randle	4-6-0		
1970	Mike McGee	3-8-0		
1969	Clarence Stasavich	2-7-0		
1968	Clarence Stasavich	4-6-0		
1967	Clarence Stasavich	8-2-0		
1966	Clarence Stasavich	4-5-1		
1965	Clarence Stasavich	9-1-0		Tangerine
1964	Clarence Stasavich	9-1-0		Tangerine
1963	Clarence Stasavich	9-1-0		Eastern
1962	Clarence Stasavich	5-4-0		
1961	Jack Boone	5-4-1		
1960	Jack Boone	7-3-0		
1959	Jack Boone	5-6-0		

Year	Coach	Overall	C-USA	Bowl
1958	Jack Boone	6-4-0		
1957	Jack Boone	1-8-0		
1956	Jack Boone	2-6-1		
1955	Jack Boone	4-5-0		
1954	Jack Boone	5-4-1		Elks
1953	Jack Boone	8-2-0		
1952	Jack Boone	6-3-2		Lions
1951	Bill Dole	4-6-0		
1950	Bill Dole	7-3-0		
1949	Bill Dole	4-5-1		
1948	Jim Johnson	0-9-0		
1947	Jim Johnson	3-6-0		
1946	Jim Johnson	5-3-1		
1941	John Christenberry	7-0-0		
1940	John Christenberry	5-3-0		
1939	O.A. Hankner	0-8-0		
1938	J.D. Alexander	1-6-1		
1937	J.D. Alexander	2-5-0		
1936	Bo Farley	2-2-0		
1935	G.L. Mathis	3-3-0		
1934	G.L. Mathis	1-4-1		
1933	Kenneth Beatty	1-5-0		
1932	Kenneth Beatty	0-5-0		

## Bowl Results (6-4)

Bowl	Opponent	Result	Year
Mobile Alabama	TCU	L 14-28	1999
Liberty	Stanford	W 19-13	1995
Liberty	Illinois	L 0-30	1994
Peach	North Carolina St.	W 37-34	1992
Independence	Louisiana Tech	W 35-13	1978
Tangerine	Maine	W 31-0	1965
Tangerine	Massachusetts	W 14-13	1964
Eastern	Northeastern	W 27-6	1963
Elks	Morris-Harvey	L 0-12	1954
Lions	Clarion College	L 6-13	1952



# East Carolina School Records

## INDIVIDUAL

<b>GAME</b>		
Total Offense	453	Marcus Crandell vs. Syracuse . . . . . Sept. 9, 1995
Yards Rushing	351	Scott Harley vs. North Carolina State Nov. 30, 1996
Rushing Attempts	42	Scott Harley vs. North Carolina State Nov. 30, 1996
Yards Passing	392	Marcus Crandell vs. Syracuse . . . . . Sept. 9, 1995
Pass Attempts	59	Marcus Crandell vs. Syracuse . . . . . Sept. 9, 1995
Pass Completions	35	Marcus Crandell vs. Memphis . . . . . Nov. 19, 1994
Yards Receiving	218	Terry Gallagher vs. Appalachian St. . Sept. 13, 1975
Receptions	14	Dick Corrada vs. Southern Illinois . . . Oct. 17, 1970

<b>SEASON</b>		
Total Offense	3,182	Jeff Blake . . . . . 1991
Yards Rushing	1,745	Scott Harley . . . . . 1996
Rushing Attempts	340	Carlester Crumpler . . . . . 1972
Yards Passing	3,073	Jeff Blake . . . . . 1991
Pass Attempts	447	Marcus Crandell . . . . . 1995
Pass Completions	235	Marcus Crandell . . . . . 1995
Yards Receiving	881	Hunter Gallimore . . . . . 1991
Receptions	49	Hunter Gallimore . . . . . 1991
Touchdown Catches	10	Bobby Hodges, 1953 and Clayton Driver . . . 1991
Interceptions	10	Jim Bolding . . . . . 1975
Points	102	Carlester Crumpler . . . . . 1972

<b>CAREER</b>		
Total Offense	7,641	Marcus Crandell . . . . . 1993-96
Yards Rushing	3,745	Junior Smith . . . . . 1991-94
Rushing Attempts	732	Junior Smith . . . . . 1991-94
Yards Passing	7,198	Marcus Crandell . . . . . 1993-96
Pass Attempts	1,113	Marcus Crandell . . . . . 1993-96
Pass Completions	620	Marcus Crandell . . . . . 1993-96
Yards Receiving	1,982	Troy Smith . . . . . 1995-98
Receptions	131	Mitchell Galloway . . . . . 1993-96
Touchdown Catches	21	Larry Shannon . . . . . 1994-97
Interceptions	22	Jim Bolding . . . . . 1973-76
Points	251	Jeff Heath . . . . . 1982-85

<b>TEAM</b>		
<b>GAME</b>		
Points	74	vs. Newport News Apprentice . . . . . Nov. 14, 1959
Total Offense	699	vs. Virginia . . . . . Nov. 8, 1975
Yards Rushing	642	vs. Virginia . . . . . Nov. 8, 1975
Yards Passing	521	vs. Syracuse . . . . . Sept. 5, 1992
First Downs	36	vs. Virginia . . . . . Nov. 8, 1975
Total Defense	78	vs. Virginia Military Academy . . . . . Oct. 7, 1978
Rushing Defense	-12	vs. Davidson . . . . . Oct. 6, 1973
Passing Defense	11	vs. William & Mary . . . . . Nov. 11, 1978

<b>SEASON</b>		
Points	380	1979
Total Offense	5,228	1979
Yards Rushing	4,053	1979
Yards Passing	3,379	1991
First Downs	263	1979
Fewest Points Allowed	54	1963
Total Defense	1,957	1965
Rushing Defense	881	1965
Passing Defense	837	1978



Pernel Griffin



Jamie Wilson





# East Carolina Primary Media

## NEWSPAPERS

**DAILY REFLECTOR**  
 www.reflector.com  
 1150 Saugg Parkway  
 Greenville, NC 27834  
 Phone: (252) 329-9593  
 1-800-849-6166  
 FAX: (252) 754-8140  
 Beat Writer: Alan Wooten

**EAST CAROLINIAN**  
 Publications Center  
 East Carolina University  
 Greenville, NC 27858  
 Phone: (252) 328-6366  
 FAX: (252) 328-6558  
 Sports Editor: Steve Schramm  
 E-mail: tec@www.studentmedia.ecu.edu

**RALEIGH NEWS & OBSERVER**  
 www.news-observer.com  
 702 East H Street  
 Erwin, NC 28339  
 Phone: (910) 897-8023  
 FAX: (910) 897-2468  
 Beat Writer: Al Myatt

**SUN-JOURNAL**  
 226 Pollack Street  
 New Bern, NC 28560-1149  
 Phone: (252) 638-8101  
 FAX: (252) 638-4664  
 Sports Editor: Ken Buday

**WILMINGTON STAR-NEWS**  
 P.O. Box 840  
 Wilmington, NC 28401  
 Phone: (910) 343-2263  
 FAX: (910) 343-2227  
 Beat Writer: Brian Hendrickson

**DAILY NEWS**  
 217 Market Street  
 Washington, NC 27889  
 Phone: (252) 946-2144  
 FAX: (252) 946-9797  
 Editor: Jim Gentry

**FAYETTEVILLE OBSERVER**  
 P.O. Box 849  
 Fayetteville, NC 28306  
 Phone: (910) 486-3523  
 FAX: (910) 486-3545  
 Beat Writer: Doug Mead

**CHARLOTTE OBSERVER**  
 www.charlotte.com  
 P.O. Box 32188  
 Charlotte, NC 28232  
 Phone: (704) 358-5125  
 FAX: (704) 358-5110  
 Beat Writer: Stan Olson

**DAILY NEWS**  
 P.O. Box 0196  
 Jacksonville, NC 28541-0196  
 Phone: (910) 353-1171  
 FAX: (910) 353-7316  
 Sports Editor: Paul Thompson

**FREE PRESS**  
 2103 North Queen Street  
 Kinston, NC 28501  
 Phone: (252) 527-3191  
 FAX: (252) 527-8838  
 Managing Editor: Michael Wanbaugh

**NEWS-ARGUS**  
 P.O. Box 10629  
 Goldsboro, NC 27532  
 Phone: (919) 778-2211  
 FAX: (919) 778-9891

**ROCKY MOUNT EVENING-TELEGRAM**  
 P.O. Drawer 1080  
 Rocky Mount, NC 27801  
 Phone: (252) 446-5161  
 Patrick Brannan  
 Direct: (252) 407-9959  
 FAX: (252) 446-4057

**DAILY NEWS**  
 P.O. Box 2447  
 Wilson, NC 27894-2447  
 Phone: (252) 243-5151  
 FAX: (252) 243-7501  
 Tom Ham

**VIRGINIAN-PILOT**  
 www.virginian-pilot.com  
 150 West Brambleton Ave.  
 Norfolk, VA 23510  
 Phone: (757) 446-2366  
 FAX: (757) 453-9004  
 Sports Editor: Ed Miller  
 E-mail: sports@pilotonline.com

**PIRATES' CHEST**  
 Johnny Moore  
 Moore Productions, Inc.  
 P.O. Box 2982  
 Durham, NC 27715-2982  
 Phone: (919) 286-1498  
 FAX: (919) 477-6368

## WIRE SERVICES

**ASSOCIATED PRESS**  
 4020 West Chase Blvd., Suite 300  
 Raleigh, NC 27607  
 Phone: (919) 833-8687  
 FAX: (919) 834-1078  
 Bureau Chief: Dave Droschak  
 E-mail: ddroschak@ap.org

## RADIO

**WCZI-FM/WGPM-FM**  
 P.O. Box 1874  
 Greenville, NC 27835  
 Phone: (252) 830-6678  
 FAX: (252) 830-0047  
 Henry Hinton

**WGPM-FM**  
 1502 Blacksmith Lane  
 Greenville, NC 27834  
 Phone: (252) 830-0944  
 FAX: (252) 830-0047  
 Shirley Rhodes  
 E-mail: bulldogs97@hotmail.com

**WZMB-FM**  
 Mendenhall Student Center  
 East Carolina University  
 Greenville, NC 27858  
 Phone: (252) 328-6656  
 FAX: (252) 328-4773

Jeff Charles (Play-by-Play)  
 Director of Electronic Media  
 East Carolina University  
 Ward Sports Medicine Building  
 Greenville, NC 27858  
 Phone: (252) 328-4535  
 FAX: (252) 328-4528  
 E-mail: purteej@mail.ecu.edu

**WNCT-AM**  
 P.O. Box 7167  
 Greenville, NC 27834  
 Phone: (252) 757-0011  
 FAX: (252) 757-0286  
 Sports Director: Jeff Diamond  
 E-mail: jeffdiamond1079@hotmail.com

## TELEVISION

**WNCT-TV**  
 P.O. Box 898  
 Greenville, NC 27835-0898  
 Phone: (252) 355-8555  
 FAX: (252) 355-8548  
 Sports Director: Brian Bailey

**WLFL-TV**  
 3012 Highwoods Blvd.  
 Raleigh, NC 27604  
 Phone: (919) 872-9535  
 FAX: (919) 878-3877  
 Sports Director: Rick Sullivan  
 E-mail: rsulli@wlfl.sbgnet.com

**WRAL-TV**  
 P.O. Box 12000  
 Raleigh, NC 27605  
 Phone: (919) 821-8555  
 FAX: (919) 821-8541  
 Sports Director: Bob Holliday

**WNCN-TV**  
 1205 Front Street  
 Raleigh, NC 27609  
 Phone: (919) 836-1717  
 FAX: (919) 836-1687  
 Sports Director: Bobby Estill

**WCTI-TV**  
 P.O. Box 2325  
 New Bern, NC 28560  
 Phone: (252) 636-6842  
 FAX: (252) 636-6855  
 Sports Director: Brian North

**WITN-TV**  
 P.O. Box 468  
 Washington, NC 27889  
 Phone: (252) 946-3135  
 FAX: (252) 946-0558  
 Sports Director: Billy Weaver

**WDLX-FM**  
 P.O. Box 1707  
 Washington, NC 27889  
 Phone: (252) 946-2162  
 FAX: (252) 946-0330  
 Sports Director: Frank Gurner

**WTVB-TV**  
 P.O. Box 2009  
 Durham, NC 27702  
 Phone: (919) 683-1111  
 FAX: (919) 687-4373  
 Sports Director: Tony Debo



# HOUSTON



**Dr. Arthur K. Smith**  
President



**Chet Gladchuk**  
Athletic Director



**Dana Dimel**  
Head Coach



**Diane Howell**  
SWA



**Chris Burkhalter**  
Football SID



Robertson Stadium (32,000)

## FOOTBALL FACTS

Basic Offense	One Back
Basic Defense	Multiple, Four Man Front
Lettermen Returning/Lost	51/19
Starters Returning	
Offense	6
Defense	4
Specialists	2
1999 Record	7-4
Postseason:	None
All-Time Record:	305-262-15 (.537)
Bowl Appearances:	14
Bowl Record:	7-6-1
Last Appearance:	1996, Liberty

## QUICK FACTS

Location: Houston, Texas  
 Founded: 1927  
 Enrollment: 30,757  
 Nickname: Cougars  
 Colors: Scarlet and White  
 Stadium: O'Quinn Field at Robertson Stadium (32,000)  
 President: Dr. Arthur K. Smith  
 Faculty Athletics Rep.: Richard Scamell  
 Athletic Director: Chet Gladchuk  
 Senior Woman Adm.: Diane Howell  
 Head Coach: Dana Dimel

## SPORTS INFORMATION

Associate AD/Football SID: Chris Burkhalter  
 Office Phone: 713/743-9404  
 Home Phone: 713/532-5981  
 Fax: 713/743-9411  
 E-Mail: cburkha@bayou.uh.edu  
 Website: www.UHcougars.com  
 Press Box Phone: 713/743-0550

# Cougars



# Houston

## 2000 SCHEDULE

Sept. 2	at Rice	7:00p
Sept. 9	at Louisiana State	7:00p
<b>Sept. 16</b>	<b>ARMY</b>	<b>7:00p</b>
Sept. 23	at Texas	TBA
Sept. 30	SMU	7:00p
<b>Oct. 7</b>	<b>at Cincinnati</b>	<b>Noon</b>
<b>Oct. 21</b>	<b>at Memphis</b>	<b>7:00p</b>
<b>Oct. 28</b>	<b>SOUTHERN MISS</b>	<b>2:30p</b>
<b>Nov. 4</b>	<b>at Tulane</b>	<b>5:00p</b>
<b>Nov. 11</b>	<b>at East Carolina</b>	<b>TBA</b>
<b>Nov. 18</b>	<b>LOUISVILLE</b>	<b>2:30p</b>

All times are Central and subject to change  
Conference games in bold italics.



## Key Dates

**Veterans Report:** August 8  
**Freshmen Report:** August 4  
**Media Day:** August 9  
**Fall Classes Begin:** August 21

## DANA DIMEL

Hometown: Columbus, Ohio  
 Alma Mater: Kansas State '86  
 Birthdate: October 9, 1963

### COACHING EXPERIENCE

2000-	Houston	Head Coach - First Season
1997-99	Wyoming	Head Coach - 23-12-0 (.657) 3 seasons
1987-96	Kansas State	Assistant Coach/Offensive Line

**CAREER RECORD:** 23-12-0 (.657) 3 seasons

### COACHING STAFF

Offensive Coordinator/Quarterbacks	Phil Davis (Wyoming '81)
Co-Defensive Coordinator/ Defensive Line	Dick Bumpas (Arkansas '71)
Co-Defensive Coordinator/ Defensive Line	Mark Stoops (Iowa '89)
Assistant Head Coach/Cornerbacks	Bradley Dale Peveto (SMU '87)
Offensive Line	Clancy Barone (Cal State Sacramento '86)
Wide Receivers	Ted Gilmore (Wyoming '91)
Linebackers	Cornell Jackson (Sterling College '86)
Running Backs	Travis Pride (Mesa State '92)
Tackles/Tight Ends	Eric Wolford (Kansas State '94)
Director of Football Operations	George Matsakis (Kansas State '91)

### FOOTBALL OFFICE

Phone: 713/743-9388 Fax: 713/743-9428

## 1999 RESULTS

S4	RICE	W	28-3	1-0
S11	at (22) Alabama	L	10-37	1-1
S18	LOUISIANA-LAFAYETTE	W	45-0	2-1
<b>S25</b>	<b>at UAB</b>	<b>L</b>	<b>10-29</b>	<b>2-2</b>
<b>O9</b>	<b>CINCINNATI</b>	<b>W</b>	<b>23-20</b>	<b>3-2</b>
O16	at North Carolina	W	20-12	4-2
<b>O23</b>	<b>at Louisville</b>	<b>L</b>	<b>33-39</b>	<b>4-3</b>
<b>O30</b>	<b>(17) EAST CAROLINA</b>	<b>L</b>	<b>3-19</b>	<b>4-4</b>
<b>N6</b>	<b>TULANE</b>	<b>W</b>	<b>36-31</b>	<b>5-4</b>
N13	at Louisiana State	W	20-7	6-4
<b>N20</b>	<b>at Army</b>	<b>W</b>	<b>26-14</b>	<b>7-4</b>



## 1999 INDIVIDUAL LEADERS

Rushing	Att.	Yds.	Avg.	TD	Long
Ketric Sanford	224	1199	5.4	12	72
Mike Green	142	838	5.9	8	46
Leif Penn	38	236	6.2	2	26
TOTALS	465	2306	5.0	22	72

Passing	Att.	Comp	Pct.	INT	Yards	TD
Jason McKinley	257	148	57.6	10	1651	5
Tyson Helton	25	9	36.0	2	62	0
TOTALS	286	158	55.2	12	1758	5

Receiving	Rec	Yds.	Avg.	TD	Long
Orlando Iglesias	59	750	12.7	2	39
Scott Regimbald	19	250	13.2	1	26
Brandon Middleton	18	222	12.3	1	45
Ketric Sanford	16	113	7.1	0	26
Jeremy McCardell	10	121	12.1	0	26
TOTALS	158	1758	11.1	5	45

Field Goals	Made-Att.	Pct.	Long
Mike Clark	14-21	66.7	48

Punting	No.	Yards	Avg.	In 20	Long
Mike Clark	32	1373	42.9	10	59
Jeff Patterson	35	1276	36.5	10	47
TOTALS	68	2649	39.0	20	59

Kickoff Returns	No.	Yards	Avg.	TDs	Long
Ketric Sanford	9	277	30.8	0	64
Kendall Williams	6	107	17.8	0	26
TOTALS	26	543	20.9	0	64

Punt Returns	No.	Yards	Avg.	TD	Long
Kenny Hill	29	277	9.6	0	19
Batchie McGruder	29	130	4.5	0	10
TOTALS	33	291	8.8	0	19

Tackles	Solos	Ast	Total
Kenny Hill	93	47	140
Wayne Rogers	57	57	114
Mike James	59	54	113
Micah Malone	47	43	90
Jeremy Maxon	44	37	81
William Pettis	39	6	45
TOTALS	572	388	960

Interceptions	No.	Yds.	Avg.	TD
Mike James	7	69	9.9	1
Kenny Hill	3	75	25.0	1
William Pettis	3	45	15.0	0
TOTALS	16	206	12.9	2

## 1999 TEAM STATISTICS

Category	UH	Opponents
First Downs	254	209
Rushes-Yards	465-2306	418-1200
Rushing Yards/Game	209.6	109.1
Passes Att./Comp./Int.	286-158-12	329-154-16
Completion Pct.	.552	.468
Passing Yards	1758	2310
Passing Yards/Game	159.8	210.0
Total Off. Plays/Yds	751-4064	747-3510
Total Offense/Game	369.5	319.1
Punts-Average	68-35.1	63-35.7
Punt Returns-Avg.	33-8.8	23-11.3
Kickoff Returns-Avg.	26-20.9	35-21.7
Interceptions-Yards	16-12.9	12-14.6
Fumbles-Lost	13-7	20-12
Penalties-Yards	100-939	87-789
3rd Down Conversions	50-158	43-153
3rd Down Conversion Percentage	.320	.280
4th Down Conversions	3-12	7-17
4th Down Conversion Percentage	.250	.410
Avg. Time of Possession	31:45	28:15

## Noting the Cougars

- X** DANA DIMEL takes over as head coach at Houston after compiling a 23-12 record in three seasons as head coach of Wyoming. He is one of 10 active head coaches with at least seven wins per season over the last three seasons, as well as one of only 16 active head coaches without a losing season over the past three years.
- X** Senior wide receiver ORLANDO IGLESIAS has at least one catch in each of his last 31 games (the fourth-longest streak in Division I-A). After leading the Cougars in receptions last season with 59 for 750 yards, Iglesias has 155 career catches for 2,051 yards and 12 TD's. He ranks fourth on UH's career reception chart and fifth in receiving yards.
- X** Senior JASON MCKINLEY is vying to become the first four-year starting quarterback in school history. He currently ranks fourth on the school's all-time completions (532), attempts (957) and yardage (5,998) charts, while placing seventh in TD passes (32). McKinley is one of two Division I quarterbacks (Arizona State's Ryan Kealy is the other) to enter the 2000 season with at least 30 career starts.
- X** The Houston passing game will receive a boost with the return of wide receiver JERRIAN JAMES. A second team All-C-USA selection in 1998 when he caught 80 passes for 1,054 yards and five TD's, James missed all of last season after suffering a broken leg in preseason practice.
- X** Senior linebacker WAYNE ROGERS is the Cougars top returnee on defense. Last season, he posted a team-high 19 tackles for loss and 114 total tackles. Rogers had six games with at least 10 tackles and was second on the team in sacks (6) and QB pressures (13).
- X** Houston's defense placed 11th in the nation in turnover margin last season at 0.82 after forcing 12 fumbles and picking off 16 passes.



# Houston

football 2000

## 2000 DEPTH CHART

(Returning starters in bold)

### LETTERMEN

Returning/Lost: 51/19

### STARTERS

Offensive Returning/Lost: 6/5

Defensive Returning/Lost: 4/7

Special Teams Returning/Lost: 2/0

### OFFENSE

WR	<b>Brandon Middleton</b> , Kendall Williams
WR	* <b>Jerrian James</b> , Jeremy McCardell
WT	Drew Lowery, Josh Demarr
WG	<b>Josh Lovelady</b> , Tyrone Green
C	Al James, Patrick Boatner
SG	Rex Hadnot, Darnerius Watson
ST	<b>Jabari Beauford</b> , Grover Thompson
TE	Jonathan Pritchett, Stephen Cucci
WR	<b>Orlando Iglesias</b> , Brian Robinson
QB	<b>Jason McKinley</b> , Brian Thiebaud/ Bubba Teague
RB	Joffrey Reynolds, Leif Penn

### DEFENSE

DT	<b>Nikia Adderson</b> , Robin Tremblay
DT	Josh Tubbs, Rufus Williams
LE	Ryan Alvey, Lee Ingersoll
RE	Sam Hairston, Bryan Hill
WLB	Waymond Ervin/Arthur Gissendanner, Ronnie Braxton
MLB	<b>Wayne Rogers</b> , Percy Forman
CB	<b>Jason Parker</b> , Bachie McGruder
CB	<b>Will Pettis</b> , Reggie Medlock
StudSaf	Heard Robinson, Antoine Johnson
SS	Emile White, Fred Conley
FS	David Williams, Clint deGroot

### SPECIALISTS

K **Mike Clark**, Joey Saavedra

P **Mike Clark**, Jeff Patterson

\*1998 starter; missed 1999 due to injury.

### KEY LOSSES

OL	Greg Brown
OL	Jeff Medford
OL	Justin Steele
TE	Scott Regimbald
RB	Ketric Sanford
RB	Mike Green
DL	Adriano Belli
DL	Ahmad Charles
LB	Jeremy Maxon
DB	Kenny Hill
DB	Micah Malone



Orlando Iglesias

## 2000 SPRING SIGNEES

NAME	POS.	HT.	WT.	YR.	HOMETOWN/HS, JC or COLLEGE
Ryan Alvey	DL	6-4	245	Fr.	The Woodlands, Texas/The Woodlands
Ronnie Braxton	OLB	6-3	200	Jr.	Fort Scott CC
Shawn Broadus	WR	6-0	170	Jr.	Miami, Fla./Hialeah Lakes/Mesa CC
Chad Davis	RB	5-11	188	Fr.	Lake Jackson, Texas/Brazoswood
Justin Davis	OLB	6-3	212	Fr.	Houston, Texas/Northshore
Josh Demarr	OL	6-6	300	Jr.	Palestine, Texas/Westwood/Cisco JC
Choni Francis	WR	5-9	170	Fr.	Houston, Texas/Westbury
Carlos Gamble	ILB	6-1	220	Jr.	Leland, Miss./Mississippi Delta CC
Kendrick Goss	DL	6-3	225	Fr.	Crosby, Texas/Crosby
Tyrone Green	OL	6-2	315	Jr.	Verona, Miss./Shannon/Itawamba CC
Travis Griffith	TE	6-5	220	Fr.	Huffman, Texas/Hargrave
Jesse Grove	DB	6-0	190	Jr.	Dodge City, Kan./Dodge City
Adrian Guerra	DL	6-0	250	Fr.	Katy, Texas/Katy
Bryan Hill	DL	6-1	270	Jr.	Winter Haven, Fla./Winter Haven/Dodge City CC
Mark Hopkins	WR	6-5	190	Fr.	Houston, Texas/Northshore
Mike Jackson	DL	6-1	255	Jr.	Olathe, Kan./Olathe North/Fort Scott CC
Adrian Lee	DL	6-3	225	Fr.	Longview, Texas/Longview/Kilgore JC
Donald Mayo	OL	6-1	316	Fr.	Houston, Texas/Aldine Eisenhower
David Midyett	DL	6-2	230	Fr.	Corpus Christi, Texas/Carroll
Hanik Milligan	DB	6-3	195	Jr.	N. Fort Lauderdale, Fla./Coconut Creek/ Iowa Central CC
Dy'Lan Moore	DL	6-0	280	Jr.	Ruskin, Texas/Ruskin/Highland (Kan.) CC
Chris Robertson	RB	6-1	210	Jr.-Tr.	Denison, Texas/Denison/Texas
Ethan Ross	WR	5-10	165	Jr.	Provo, Utah/Dixie JC
Nick Stavinoha	ILB	6-2	230	Fr.	Houston, Texas/Jersey Village
Anthony Teal	OLB	6-2	215	Jr.	Riveria Beach, Fla. (Jupiter HS)/Garden City CC
Bobby Tillman	RB	5-10	183	Fr.	Houston, Texas/Memorial
Darnerius Watson	OL	6-2	300	Jr.	Longview, Texas/Longview/Kilgore JC
Jermain Woodard	RB	6-0	190	Fr.	Houston, Texas/Dobie



# 2000 ROSTER



NO.	NAME	POS.	HT.	WT.	YR.	HOMETOWN/HS, JC or COLLEGE
91	Nikia Adderson	DL	5-10	285	Sr.*	Barnwell, S.C./Barnwell HS/Middle Georgia JC
97	Ryan Alvey	DL	6-3	240	Sr.-R	The Woodlands, Texas/The Woodlands
29	Tommie Baldwin	RB	5-10	225	Jr.-R**	Houston, Texas/Aldine MacArthur
58	Josh Ballard	OL	6-2	270	Fr.-R	Corsicana, Texas/Corsicana
79	Jabari Beauford	OL	6-4	300	Jr.-R**	Houston, Texas/Strake Jesuit
83	KeyKowa Bell	WR	5-10	185	Jr.**	Dallas, Texas/Kimball
77	Patrick Boatner	OL	6-1	297	Jr.-R*	Shalimar, Fla./Choctawhatchee
33	Ronnie Braxton	LB	6-0	200	Jr.-JC	Fort Scott CC
89	Shawn Broadus	WR	6-0	170	Jr.-JC	Miami, Fla./Hialeah Lakes/Mesa CC
50	Kyle Brown	LB	6-4	225	Fr.-R	Brampton, Ontario/Bramalea
47	Mike Clark	K/P	6-2	200	Sr.*	Centerville, Utah/Viewmont/Ricks JC
27	Frederick Conley	DB	5-9	200	Sr.-R**	Houston, Texas/Mount Carmel
85	Stephen Cucci	TE	6-4	216	So.*	Bradenton, Fla./Southeast
35	Chad Davis	RB	5-11	188	Fr.-HS	Lake Jackson, Texas/Brazoswood
43	Justin Davis	LB	6-3	212	Fr.-HS	Houston, Texas/Northshore
30	Clint deGroot	DB	5-10	188	Jr.**	Santa Fe, Texas/Santa Fe
64	Josh Demarr	OL	6-6	300	Jr.-JC	Palestine, Texas (Palestine/Cisco JC
59	Waymond Ervin	LB	5-11	214	Jr.-R**	Dallas, Texas/Bishop Dunne/Air Force Prep
51	Percy Forman	LB	5-11	220	Jr.**	Garland, Texas/Lakeview
13	Choni Francis	WR	5-9	170	Fr.-HS	Houston, Texas/Westbury
41	Arthur Gissendanner	LB	6-1	212	Jr.**	Bradenton, Fla./Southeast
25	Jesse Grove	DB	6-0	190	Fr.-HS	Dodge City, Kan./Dodge City
17	Greg Holte	DB	5-10	185	So.-R*	Bradenton, Fla./Southeast
55	Carlos Gamble	LB	6-1	220	Jr.-JC	Leland, Miss./Mississippi Delta JC
90	Kendrick Goss	DL	6-3	225	Fr.-HS	Crosby, Texas/Crosby
68	Tyrone Green	OL	6-2	315	Jr.-JC	Verona, Miss./Shannon/Iawamba CC
81	Travis Griffith	TE	6-5	220	Fr.-HS	Huffman, Texas/Hargrave
93	Adrian Guerra	DL	6-0	250	Fr.-HS	Katy, Texas/Katy
76	Rex Hadnot	OL	6-1	322	Fr.-R	Lufkin, Texas/Lufkin
34	Sam Hairston	DL	6-1	240	Sr.**	Shalimar, Fla./Choctawhatchee
95	Bryan Hill	DL	6-1	270	Jr.-JC	Winter Haven, Fla./Winter Haven/Dodge City CC
40	Kairon Hill	RB	5-9	228	Jr.**	Deland, Fla./Pierson Taylor
52	Jason Hoelscher	LB	6-1	224	Sr.-R*	El Campo, Texas/El Campo/Sam Houston
86	Mark Hopkins	WR	6-5	190	Fr.-HS	Houston, Texas/Northshore
60	Greg Houlton	OL	6-5	320	So.-R	Cincinnati, Ohio/Sycamore
18	Orlando Iglesias	WR	6-2	212	Sr.**	Miami, Fla./Coral Park/
75	Lee Ingersoll	DL	6-3	255	Jr.-R	Arvada, Colo./Dodge City JC
88	Mike Jackson	DL	6-1	255	Jr.-JC	Olathe, Kan./Olathe North/Fort Scott CC
56	Al James	OL	6-0	273	Fr.-R	Tallahassee, Fla./Lincoln
12	Jerrian James	WR	6-0	180	Sr.-R*	Galveston, Texas/Ball/Navarro JC
4	Antoine Johnson	DB	6-1	186	So.*	Houston, Texas/Elsik
92	Adrian Lee	DL	6-3	225	Jr.-JC	Longview, Texas/Longview/Kilgore JC
20	Alvin Lee	WR	5-10	170	Jr.-R	Hammond, La./Southwest Mississippi JC
71	Josh Lovelady	OL	6-3	320	Sr.-R**	Midfield, Texas/Tidehaven
70	Drew Lowery	OL	6-5	273	Jr.-R**	Tyler, Texas/Lee
62	Donald Mayo	OL	6-1	316	Fr.-HS	Houston, Texas/Aldine Eisenhower
19	Jeremy McCardell	WR	6-0	215	So.-R*	New Caney, Texas/New Caney
6	Bachie McGruder	DB	5-10	170	Jr.-R**	Waxahachie, Texas/Waxahachie
16	Jason McKinley	QB	6-3	210	Sr.-R**	Austin, Texas/Westwood
26	Reggie Medlock	DB	5-10	183	So.-R	Irving, Texas/Irving
8	Brandon Middleton	WR	5-11	178	So.*	Houston, Texas/Elsik
66	David Midyett	DL	6-2	230	Fr.-HS	Corpus Christi, Texas/Carroll
2	Harin Milligan	DB	6-2	181	Jr.-R	N. Ft. Lauderdale, Fla./Coconut Creek HS/Garden City CC
44	Hanik Milligan	DB	6-3	195	Jr.-JC	N. Fort Lauderdale, Fla./Coconut Creek/Iowa Central CC
14	Damien Montgomery	WR	5-9	167	Sr.**	Houston, Texas/Yates
99	Dy'Lan Moore	DL	6-0	280	Jr.-JC	Kansas City, Mo./Ruskin/Highland CC
94	Kevin Payne	DL	6-4	295	Jr.**	Orlando, Fla./Evans
24	Jason Parker	DB	5-9	180	Jr.**	Chesapeake, Va./West Branch/Fork Union
48	Jeff Patterson	P	6-1	191	Sr.**	Pflugerville, Texas/Pflugerville/Blinn JC
21	Leif Penn	RB	5-9	198	Jr.**	N. Miami Beach, Fla./Edison
5	William Pettis	DB	6-1	181	Sr.*	Hinesville, Ga./Middle Georgia JC
87	Jonathan Pritchett	TE	6-3	232	Jr.**	Friendswood, Texas/Clear Brook
1	Joffrey Reynolds	RB	5-10	210	So.-R*	Tyler, Texas/Lee
37	Chris Robertson	RB	6-1	210	Jr.-TR	Denison, Texas/Denison/Texas
82	Brian Robinson	WR	6-3	193	So.-R*	Daytona Beach, Fla./Mainland
7	Heard Robinson	DB	6-1	195	So.*	Houston, Texas/Aldine Nimitz
39	Jonathan Robinson	DB	5-11	182	Sr.-R**	Houston, Texas/Lamar
10	Wayne Rogers	LB	6-1	233	Sr.**	Waco, Texas/Waco University
80	Ethan Ross	WR	5-10	165	Jr.-JC	Provo, Utah/Dixie JC
49	Joey Saavedra	K/P	5-8	177	Jr.-R*	Friendswood, Texas/Clear Brook
28	Marcy Smith	DB	5-9	178	Sr.-R*	Dallas, Texas/Carter
54	Nick Stavinoha	LB	6-2	230	Fr.-HS	Houston, Texas/Jersey Village
15	Bubba Teague	QB	6-2	167	Fr.-R	Houston, Texas/Cy-Fair
23	Anthony Teal	LB	6-2	215	Jr.-JC	Riveria Beach, Fla./Jupiter/Garden City CC
31	Damon Terrell	RB	5-9	210	So.-R	Gadsden, Ala./Sansom
13	Brian Thiebaud	QB	6-2	209	Sr.-R*	Corsicana, Texas/Corsicana
72	Grover Thompson	OL	6-4	288	Jr.-R	Milwaukee, Wis./Mil. Tech/North Dakota St.
38	Bobby Tillman	RB	5-10	183	Fr.-HS	Houston, Texas/Memorial
96	Robin Tremblay	DL	6-2	266	Jr.-R*	Ancienne-Lorette, Quebec/Champlain
69	Josh Tubbs	DL	6-1	283	Fr.-R	Belton, Texas/Belton
67	Darnerius Watson	OL	6-2	300	Jr.-JC	Longview, Texas/Longview/Kilgore JC
74	Chris Wheeler	OL	6-1	303	So.-R	Houston, Texas/Madison
22	Emile White	DB	6-0	217	Sr.**	Houston, Texas/Wheatley
46	David Williams	DB	5-9	169	Sr.-R**	Sweeney, Texas/Sweeney
3	Kendall Williams	WR	5-8	181	Sr.**	Dallas, Texas/Roosevelt
84	Nate Williams	TE	6-5	251	Sr.*	Hattiesburg, Miss./Hattiesburg/Pearl River JC
98	Rufus Williams	DL	6-4	290	Jr.-R*	Daytona Beach, Fla./Mainland
57	Raul Williamson	LB	5-9	181	Sr.-R**	San Antonio, Texas/East Central
42	Jerrman Woodard	RB	6-0	190	Fr.-HS	Houston, Texas/Dobie
9	Ray Woods, Jr.	DB	6-1	186	So.-R	Woodbridge, Va./Hylton/Fork Union
65	Nathan Woody	OL	6-3	278	Sr.-R**	Waco, Texas/Midway
32	Mike Zajac	DB/LS	6-0	205	Jr.-R**	Dallas, Texas/Bishop Lynch



Jason McKinley



Wayne Rogers



Nikia Adderson



# Houston

Year	Coach	Overall	C-USA	Bowl
1999	Kim Helton	7-4-0	3-3	
1998	Kim Helton	3-8-0	2-4	
1997	Kim Helton	3-8-0	2-4	
1996	Kim Helton	7-5-0	4-1	Liberty
1995	Kim Helton	2-9-0		
1994	Kim Helton	1-10-0		
1993	Kim Helton	1-9-1		
1992	John Jenkins	4-7-0		
1991	John Jenkins	4-7-0		
1990	John Jenkins	10-1-0		
1989	Jack Pardee	9-2-0		
1988	Jack Pardee	9-3-0		Aloha
1987	Jack Pardee	4-6-1		
1986	Bill Yeoman	1-10-0		
1985	Bill Yeoman	4-7-0		
1984	Bill Yeoman	7-5-0		Cotton
1983	Bill Yeoman	4-7-0		
1982	Bill Yeoman	5-5-1		
1981	Bill Yeoman	7-4-1		Sun
1980	Bill Yeoman	7-5-0		Garden St.
1979	Bill Yeoman	11-1-0		Cotton
1978	Bill Yeoman	9-3-0		Cotton
1977	Bill Yeoman	6-5-0		
1976	Bill Yeoman	10-2-0		Cotton
1975	Bill Yeoman	2-8-0		
1974	Bill Yeoman	8-3-1		Bluebonnet
1973	Bill Yeoman	11-1-0		Bluebonnet
1972	Bill Yeoman	6-4-1		
1971	Bill Yeoman	9-3-0		Bluebonnet
1970	Bill Yeoman	8-3-0		
1969	Bill Yeoman	9-2-0		Bluebonnet
1968	Bill Yeoman	6-2-2		
1967	Bill Yeoman	7-3-0		
1966	Bill Yeoman	8-2-0		
1965	Bill Yeoman	4-5-1		
1964	Bill Yeoman	2-6-1		
1963	Bill Yeoman	2-8-0		

Year	Coach	Overall	C-USA	Bowl
1962	Bill Yeoman	7-4-0		Tangerine
1961	Hal Lahar	5-4-1		
1960	Hal Lahar	6-4-0		
1959	Hal Lahar	3-7-0		
1958	Hal Lahar	5-4-0		
1957	Hal Lahar	5-4-1		
1956	Bill Meek	7-2-1		
1955	Bill Meek	6-4-0		
1954	Clyde Lee	5-5-0		
1953	Clyde Lee	4-4-1		
1952	Clyde Lee	8-2-0		Salad
1951	Clyde Lee	6-5-0		
1950	Clyde Lee	4-6-0		
1949	Clyde Lee	5-4-1		
1948	Clyde Lee	5-6-0		
1947	Jewell Wallace	3-8-0		
1946	Jewell Wallace	4-6-0		

## Bowl Results (7-6-1)

BOWL	Opponent	Result	Year
Liberty	Syracuse	L 17-30	1996
Aloha	Washington State	L 22-24	1988
Cotton	Boston College	L 28-45	1985
Sun	Oklahoma	L 14-30	1981
Garden State	Navy	W 35-0	1980
Cotton	Nebraska	W 17-14	1980
Cotton	Notre Dame	L 34-35	1979
Cotton	Maryland	W 30-21	1977
Bluebonnet	North Carolina St.	T 31-31	1974
Bluebonnet	Tulane	W 47-7	1973
Bluebonnet	Colorado	L 17-29	1971
Bluebonnet	Auburn	W 36-7	1969
Tangerine	Miami (Ohio)	W 49-21	1962
Salad	Dayton	W 26-21	1952



# Houston School Records

## INDIVIDUAL GAME

Total Offense	732
Yards Rushing	282
Rushing Attempts	37
Yards Passing	716
Pass Attempts	76
Pass Completions	48
Yards Receiving	262
Receptions	19

## SEASON

Total Offense	5,221
Yards Rushing	1,757
Rushing Attempts	277
Yards Passing	5,140
Pass Attempts	643
Pass Completions	374
Yards Receiving	1,689
Receptions	142
Touchdown Catches	22
Interceptions	12
Points	131

## CAREER

Total Offense	9,327
Yards Rushing	3,636
Rushing Attempts	743
Yards Passing	9,430
Pass Attempts	1,262
Pass Completions	726
Yards Receiving	3,347
Receptions	220
Touchdown Catches	34
Interceptions	16
Points	423

## TEAM GAME

Points	100
Total Offense	1,021
Yards Rushing	555
Yards Passing	771
First Downs	37
Total Defense	74
Rushing Defense	-20
Passing Defense	0

## SEASON

Points	589
Total Offense	6,874
Yards Rushing	3,798
Yards Passing	5,624
First Downs	311
Fewest Points Allowed	80
Total Defense	2,076
Rushing Defense	943
Passing Defense	574

David Klingler vs. Arizona State	Dec. 1, 1990
Paul Gipson vs. Tulsa	Nov. 23, 1968
Paul Gipson vs. Georgia	Nov. 2, 1968
David Klingler vs. Southern Methodist	Oct. 21, 1989
David Klingler vs. Southern Methodist	Oct. 20, 1990
David Klingler vs. Southern Methodist	Oct. 20, 1990
Elmo Wright vs. Wyoming	Nov. 22, 1969
Manny Hazard vs. TCU	Nov. 4, 1989

David Klingler	1990
Robert Newhouse	1971
Robert Newhouse	1971
David Klingler	1990
David Klingler	1990
David Klingler	1990
Manny Hazard	1989
Manny Hazard	1989
Manny Hazard	1989
Cornelius Price	1989
Roman Anderson	1989

David Klingler	1988-91
Ketric Sanford	1996-99
Ketric Sanford	1996-99
David Klingler	1988-91
David Klingler	1988-91
David Klingler	1988-91
Elmo Wright	1968-70
Manny Hazard	1989-90
Elmo Wright	1968-70
Cornelius Price	1988-89
Roman Anderson	1988-91

vs. Tulsa	Nov. 23, 1968
vs. Southern Methodist	Oct. 21, 1989
vs. Tulsa	Nov. 23, 1968
vs. Southern Methodist	Oct. 21, 1989
vs. Tulsa	Nov. 23, 1968
vs. Mississippi State	Oct. 4, 1969
vs. Mississippi State	Oct. 4, 1969
Twice; last: vs. Tennessee	Dec. 5, 1953



Jason Parker



Josh Lovelady



# Houston Primary Media

## PRINT MEDIA

HOUSTON CHRONICLE (Daily)  
www.chron.com  
Box 4260  
Houston, TX 77210-4260  
Phone (main): 713-298-5674  
Phone (Sports): 713-220-7891  
Fax: 713-220-7866  
Sports Editor: Dan Cunningham  
Beat Writer: Jerry Wizig  
Home Phone: 409-938-4855  
E-mail: jerrywizig@aol.com

Columnist: Fran Blinebury  
2027 Stetson Place Court  
Richmond, TX 77469  
Phone: 713-220-7891  
FAX: 713-220-7866  
E-mail: Francis.Blinebury@chron.com

Columnist: Dale Robertson

Home Phone: 713-443-6733  
20718 Trellis Lane  
Houston, TX 77073  
Phone: 713-443-6733  
E-mail: drobertson@chron.com

Columnist: David Barron  
DAILY COUGAR  
(Mon-Fri)  
University of Houston  
Houston, TX 77264-4071  
Phone (main): 713-743-5303  
Fax: 713-743-5384  
E-mail: coogsports@hotmail.com  
Sports Editor: Adam Burns

HOUSTON INFORMER  
P. O. Box 3086  
Houston, TX 77253-3086  
Phone (main): 713-527-8261

DALLAS MORNING NEWS (Daily)  
Al Carter  
11531 Sagewillow  
Houston, TX 77089  
Phone (main): 713-484-3098  
Fax: 713-743-1515

## WIRE SERVICES

Associated Press  
16945 Northchase Dr., Ste. 2110  
Houston, TX 77060  
Phone: 281-872-8900  
FAX: 281-872-9988  
E-mail: mlutz@ap.org  
Bureau Chief: Mike Lutz

## TELEVISION MEDIA

KTRK (ABC)  
Box 13  
Houston, TX 77001  
Phone (main): 713-663-4539  
Fax: 713-663-4591  
Sports Director: Bob Allen  
Sports Producer: Robert Leake  
E-mail: robert.m.leake@abc.com  
Talent: Tim Melton, Bob Slovak

KHOU (CBS)  
Box 11  
Houston, TX 77001  
Phone (sports): 713-521-4375  
Fax: 713-420-7763  
Sports Director: Gifford Nielsen  
Sports Producer: Carleton Cole  
E-mail: cole@news.khou.com  
Talent: Matt Musil, Butch Alsandor

KPRC (NBC)  
Box 2222  
Houston, TX 77001  
Phone (sports): 713-778-4986  
Fax: 713-771-4930  
Sports Director: Craig Roberts  
Sports Producer: Lisa Burke  
Talent: Steve Mark  
E-mail: smark@kprc.com

KRIV (FOX)  
421 SW Freeway  
Houston, TX 77027  
Phone (sports): 713-625-1905  
Fax: 713-626-9872  
Sports Director: Mark Berman  
Talent: Keith Caulkins, Michelle Bonner

KNWS (IND.)  
8440 Westpark  
Houston, TX 77063  
Phone (main): 713-974-5151  
Fax: 713-975-6397  
Sports Director: John Granato  
Sports Producer: Alan Litvak  
Talent: Todd Freed, Jeff Power

## RADIO MEDIA

KNUZ  
4701 Caroline  
Houston, TX 77001  
Phone (main): 713-523-2581  
Fax: 713-529-9117  
Sports Director: Jason Jobes

KILT  
24 Greenway Plaza #1900  
Houston, TX 77046  
Phone (sports): 713-881-5100  
Fax: 713-881-5199  
Reporter: Tony Ortiz  
E-Mail: tonyortiz@aol.com  
Reporter: Rich Lord  
Reporter: Kenny Hand  
Reporter: Lance Zeirlen

KSEV/KPRC  
11767 Katy Freeway, Suite 1170  
Houston, TX 77079  
Phone (main): 281-588-4800  
Fax: 281-588-4820  
Sports Director: Daron Jones  
Reporters: Dan Patrick, Matt Thomas

KTRH  
Box 1520  
Houston, TX 77001  
Phone (main): 713-630-3628  
Fax: (713) 630-3666  
Sports Director: Russ Small  
E-mail: rsmalltalk@aol.com  
Talent: Charlie Palillo, David Dalati  
Carl Dukes, Andre Smith, Tom Franklin

KMJQ  
24 Greenway Plaza, #1508  
Houston, TX 77046-2402  
Phone: 713-623-2108  
Fax: 713-622-7768  
Sports Director: Kim Davis  
Producer: Renee Parker

KCOH  
5011 Almeda  
Houston, TX 77004-5966  
Phone: 713-521-0769  
Fax: 713-521-0769 c/o Ralph Cooper  
Reporter: Ralph Cooper

THE TICKET  
5307 E. Mockingbird Lane, Ste. 500  
Dallas, TX 75206  
Phone: 214-828-6070  
Fax: 214-828-6060  
Chuck Cooperstein

# LOUISVILLE



**Dr. John Shumaker**  
President



**Tom Jurich**  
Athletic Director



**John L. Smith**  
Head Coach



**Julie Hermann**  
SWA



**Ken Horn**  
Football SID



**Papa John's Cardinal Stadium (42,000)**

## QUICK FACTS

Location: Louisville, Ky.  
Founded: 1798  
Enrollment: 22,000  
Nickname: Cardinals  
Colors: Red and Black  
Stadium: Papa John's Cardinal Stadium (42,000)  
President: Dr. John Shumaker  
Faculty Athletics Rep.: Elaine Orr Wise  
Athletic Director: Tom Jurich  
Senior Woman Adm.: Julie Hermann  
Head Coach: John L. Smith

## FOOTBALL FACTS

Basic Offense	One Back
Basic Defense	4-3 Flex
Letterman Returning/Lost	39/19
Starters Returning	
Offense	5
Defense	7
Specialists	1
1999 Record	7-5
Postseason:	Humanitarian Bowl
All-Time Record:	358-385-17 (.482)
Bowl Appearances:	7
Bowl Record:	3-3-1
Last Appearance:	1999, Humanitarian

## SPORTS INFORMATION

Assistant SID/Football Contact: Ken Horn  
Office Phone: 502/852-6581  
Home Phone: 502/327-8108  
Fax: 502/852-7401  
E-Mail: ken.horn@louisville.edu  
Website: www.uoflsports.com  
Press Box Phone: 502/852-6793


# Cardinals

# Louisville

## 2000 SCHEDULE

Sept. 2	KENTUCKY	7:00p
Sept. 9	GRAMBLING	7:00p
Sept. 23	at Florida State	6:00p
Sept. 30	CONNECTICUT	2:00p
<b>Oct. 7</b>	<b>at UAB</b>	<b>3:30p</b>
<b>Oct. 14</b>	<b>CINCINNATI</b>	<b>2:00p</b>
<b>Oct. 19 (Thu.)</b>	<b>EAST CAROLINA</b>	<b>7:00p</b>
<b>Oct. 28</b>	<b>TULANE</b>	<b>2:00p</b>
<b>Nov. 4</b>	<b>at Southern Miss</b>	<b>7:00p</b>
<b>Nov. 11</b>	<b>ARMY</b>	<b>2:00p</b>
<b>Nov. 18</b>	<b>at Houston</b>	<b>3:30p</b>

All times are Eastern and subject to change  
 Conference games in bold italics.



## JOHN L. SMITH

Hometown: Idaho Falls, Idaho  
 Alma Mater: Weber State '71  
 Birthdate: November 15, 1948

### COACHING EXPERIENCE

1998-	Louisville	Head Coach - 14-10-0 (.583) 2 seasons
1994-97	Utah State	Head Coach - 16-18-0 (.471) 3 seasons
1989-94	Idaho	Head Coach - 53-21-0 (.716) 6 seasons
1987-88	Washington State	Asst. Head Coach/Defensive Coordinator
1986	Wyoming	Asst. Head Coach/Defensive Coordinator
1982-85	Idaho	Asst. Head Coach/Defensive Coordinator
1977-81	Nevada	Defensive Coordinator
1972-76	Montana	Assistant Coach
1971	Weber State	Graduate Assistant

**CAREER RECORD:** 83-49-0 (.629) 11 seasons

### COACHING STAFF

Assistant Head Coach/Offensive Line	Art Valero (Boise State '80)
Offensive Coordinator/Quarterbacks	Scott Linehan (Idaho '86)
Defensive Coordinator/Safeties	Chris Smeland (Cal Poly SLO '74)
Linebackers	Mike Cox (Idaho '89)
Cornerbacks	Greg Burns (Washington State '95)
Defensive Line	Nick Holt (Pacific '85)
Running Backs	Charles Chandler (Central Washington '88)
Wide Receivers	Jim McElwain (Eastern Washington '83)
Tight Ends	Greg Nord (Kentucky '78)
Strength and Conditioning	Mike Kent (Fairmont State, W. Va. '82)

### FOOTBALL OFFICE

Phone: 502/852-6325 Fax 502/852-8767

## Key Dates

**Veterans Report:** August 8  
**Freshmen Report:** August 4  
**Media Day:** August 9  
**Fall Classes Begin:** August 21

## 2000 RESULTS

S4	at Kentucky	W	56-28	1-0
S11	CHATTANOOGA	W	58-30	2-0
S18	ILLINOIS	L	36-41	2-1
S25	OKLAHOMA	L	21-42	2-2
O2	EASTERN MICHIGAN	W	45-10	3-2
<b>07</b>	<b>at Army</b>	<b>L</b>	<b>52-59 (2ot)</b>	<b>3-3</b>
<b>016</b>	<b>at Memphis</b>	<b>W</b>	<b>32-31</b>	<b>4-3</b>
<b>023</b>	<b>HOUSTON</b>	<b>W</b>	<b>39-33</b>	<b>5-3</b>
<b>030</b>	<b>UAB</b>	<b>W</b>	<b>23-14</b>	<b>6-3</b>
<b>N6</b>	<b>at Cincinnati</b>	<b>W</b>	<b>23-13</b>	<b>7-3</b>
<b>N20 (17)</b>	<b>SOUTHERN MISS</b>	<b>L</b>	<b>27-30</b>	<b>7-4</b>
D30	vs. Boise State (Humanitarian Bowl)	L	31-34	7-5



## 1999 INDIVIDUAL LEADERS

Rushing	Att.	Yds.	Avg.	TD	Long
Frank Moreau	233	1289	5.5	17	50
Eric Lockhart	51	191	3.7	1	16
Henry Miller	11	75	6.8	0	35
<b>TOTALS</b>	<b>350</b>	<b>1449</b>	<b>4.1</b>	<b>19</b>	<b>50</b>

Passing	Att.	Comp	Pct.	INT	Yards	TD
Chris Redman	489	317	64.8	13	3647	29
Mike Watkins	9	4	44.4	0	33	0
<b>TOTALS</b>	<b>501</b>	<b>322</b>	<b>64.3</b>	<b>13</b>	<b>3687</b>	<b>29</b>

Receiving	Rec	Yds.	Avg.	TD	Long
Arnold Jackson	101	1209	12.0	9	70
Lavell Boyd	60	836	13.9	9	75
Ibn Green	60	680	11.3	8	27
Frank Moreau	38	285	7.5	0	19
<b>TOTALS</b>	<b>322</b>	<b>3687</b>	<b>11.5</b>	<b>29</b>	<b>75</b>

Field Goals	Made-Att.	Pct.	Long
Jon Hilbert	11-18	.611	51

Punting	No.	Yards	Avg.	In 20	Long
Chris Sivori	34	1315	38.7	8	51
<b>TOTALS</b>	<b>34</b>	<b>1315</b>	<b>38.7</b>	<b>8</b>	<b>51</b>

Kickoff Returns	No.	Yards	Avg.	TDs	Long
Zek Parker	35	860	24.6	2	97
Tony Stallings	1	27	27.0	0	27
<b>TOTALS</b>	<b>39</b>	<b>910</b>	<b>23.3</b>	<b>2</b>	<b>97</b>

Punt Returns	No.	Yards	Avg.	TD	Long
Arnold Jackson	23	261	11.3	0	60
Donovan ARP	1	12	12.0	0	12
<b>TOTALS</b>	<b>24</b>	<b>277</b>	<b>11.5</b>	<b>0</b>	<b>60</b>

Tackles	Solos	Ast	Total
Bud Herring	65	43	108
Michael Brown	64	40	104
Rashad Harris	47	49	96
Courtney Dinkins	30	47	77
Corey Wallace	33	36	69
<b>TOTALS</b>	<b>543</b>	<b>376</b>	<b>919</b>

Interceptions	No.	Yds.	Avg.	TD
Rashad Holman	5	57	11.4	0
Anthony Floyd	3	3	1.0	0
Bud Herring	2	129	64.5	1
<b>TOTALS</b>	<b>13</b>	<b>329</b>	<b>25.3</b>	<b>3</b>

## 1999 TEAM STATISTICS

Category	U of L	Opponents
First Downs	290	229
Rushes-Yards	350-1449	438-1832
Rushing Yards/Game	131.7	166.5
Passes Att./Comp./Int.	501-322-13	359-201-13
Completion Pct.	.642	.559
Passing Yards	3687	2481
Passing Yards/Game	335.2	225.5
Total Off. Plays/Yds	851-1536	797-4313
Total Offense/Game	466.9	392.1
Punts-Average	34-38.7	51-38.8
Punt Returns-Avg.	24-11.5	20-7.5
Kickoff Returns-Avg.	39-23.3	42-19.7
Interceptions-Yards	13-25.3	13-16.1
Fumbles-Lost	18-11	18-7
Penalties-Yards	115-1024	82-698
3rd Down Conversions	71-161	54-157
Conversion Percentage	.441	.344
4th Down Conversions	11-22	16-24
Conversion Percentage	.500	.667
Avg. Time of Possession	28:55	31:05

## Noting the Cardinals

- X** Louisville is coming off of back-to-back bowl appearances for the first time in school history, and the Cardinals have registered back-to-back seven-win campaigns for the first time ever.
- X** Senior wide receiver **ARNOLD JACKSON** is the nation's leading returning pass catcher for the second straight season. He caught 101 passes last season for a Louisville record 236 in his career. Jackson needs just 66 more receptions to become the NCAA Division I-A all-time leader. Future NFL Hall of Famer Jerry Rice holds the all-division NCAA mark with 301 catches while at Mississippi Valley State.
- X** Senior **ZEK PARKER** started 10 games at wide receiver last season, but caught just 20 passes. With graduation losses of Lavell Boyd and Charles Sheffield, expect the U of L track star to take on an increased role this fall.
- X** Senior defensive tackle **DONOVAN ARP** led the club with 16 tackles for loss last season. He had 45 total stops and added two pass breakups.
- X** Senior **RASHAD HARRIS** has started all three seasons at U of L, recording 241 tackles, including 21 for loss. He registered 96 stops last season, including a career-best nine for loss.
- X** For the second straight season, the Cardinals will play seven home games. The road games will be difficult though, as the four teams U of L will visit (Florida State, UAB, Southern Miss and Houston) combined to go 36-13 last season.



# Louisville

## 2000 DEPTH CHART

(Returning starters in bold)

### LETTERMEN

Returning/Lost: 39/19

### STARTERS

Offensive Returning/Lost: 5/6

Defensive Returning/Lost: 7/4

Special Teams Returning/Lost: 1/1

### OFFENSE

- WR **Arnold Jackson**, Damien Dorsey
- WT Rob Eble, Michael Bowers
- WG **Aaron Dardzinski**, Antoine Sims
- C **Jason Padget**, Ariel Rodriguez
- SG **Joe O'Shaughnessy**, Jason Hilliard
- ST Scott Graham, Michael Bowers
- TE Richard Owens, Erin Smith/Chip Mattingly
- WR Allen Carroll, Victor Glenn
- WR **Zek Parker**, Deion Brunch
- QB Mike Watkins/Dave Ragone, Gerry Ahrens
- RB Tony Stallings, T.J. Patterson, Chris Lester

### DEFENSE

- LDE **Matt Sexton**, Devon Thomas
- LDT **Donovan Arp**, Dewayne White
- RDT Derrick Kennedy, Scott Lopez
- RDE Michael Josiah, Toby Dawson
- LB **Rashad Harris**, B.J. Steele
- LB Jeremy Collins, Rod Day
- BAN **Michael Brown**, Michael Everett
- CB **Antonio Roundtree**, Josh Minkins
- CB **Rashad Holman**, Josh Minkins
- SS Curry Burns, **Justin Thomas**
- FS Anthony Floyd, Brian Gaines

### SPECIALISTS

- K Wade Tylacka, Brad Shushman
- P **Chris Sivori**, Wade Tylacka

### KEY LOSSES

- QB Chris Redman
- TE Ibn Green
- WR Lavell Boyd
- RB Frank Moreau
- OT Anthony Byrd
- OT Mark Grivna
- LB Bud Herring
- DT Mike Gantous
- K Jon Hilbert



Arnold Jackson

## 2000 SPRING SIGNEES

NO.	NAME	POS.	HT.	WT.	YR.	HOMETOWN/HS, JC or COLLEGE
71	Buster Ashley	OL/DL	6-4	280	Fr.	Owensboro, Ky./Owensboro
67	Michael Bowers	OL	6-4	295	Jr.	Kansas City, Mo./Butler (Kan.) JC
34	Ray Childs	RB/DB	6-0	185	Fr.	Bloomfield, Ky./Nelson County
50	Koby Clark	DL	6-5	260	Jr.	Miami, Fla./West Hills (Calif.) College
22	Jeremy Freitag	LB	6-1	225	Jr.	Sacramento, Calif./Sacramento City College
42	Laroni Gallishaw	RB/DB	6-0	190	Fr.	Lakeland, Fla./Lakeland
25	Antoine Harris	WR	5-10	165	Fr.	Columbus, Ohio/Bishop Ready
31	J.T. Haskins	WR/DB	5-10	160	Fr.	Lexington, Ky./Bryan Station
14	Jonathon Jackerson	WR/DB	6-2	200	Fr.	Fairfield, Ala./Fairfield
94	Johnny Jackson	DE	6-5	230	Fr.	Aliceville, Ala./Aliceville
20	Tiger Jones	WR/DB	5-11	170	Fr.	Mobile, Ala./St. Paul's
29	Marcus Jones	DE	6-2	215	Fr.	Alachua, Fla./Santa Fe
17	Stefan Lefors	QB	6-2	185	Fr.	Baton Rouge, La./Christian Life Academy
	Bobby Leffew	LB/TE	6-4	215	Fr.	Danville, Ky./Boyle County
32	Chris Lester	RB	6-2	220	Jr.	Miami, Fla./Hancock (Calif.) College
81	Willie Northern	WR	6-1	185	Jr.	Quincy, Fla./San Francisco City College
5	Robert Redd	WR	5-10	195	Jr.-Tr.	Dayton, Ohio/Bowling Green State Univ.
19	Kerry Rhodes	QB	6-4	180	Fr.	Bessemer, Ala./Lanier
93	Tyrone Saterfield	OL/DL	6-2	305	Fr.	Milton, Fla./Milton
21	Brad Shushman	QB/ATH	6-0	175	Fr.	St. Joseph, Mich./St. Joe
65	Pat Woodall	OL	6-4	290	Fr.	Leeds, Ala./Leeds
63	Jonta' Woodard	OL	6-5	320	Jr.	Stockton, Calif./San Joaquin (Calif.) Delta College



# 1999 ROSTER



NO.	NAME	POS.	HT.	WT.	YR.	HOMETOWN/HS, JC or COLLEGE
14	Gerry Ahrens	QB	6-1	180	r-Fr.	Louisville, Ky./Male
54	Tracy Anderson	DL	6-1	215	r-Fr.	Louisville, Ky./Fern Creek
22	Donte Andrews	DB	5-10	150	r-Fr.	Prattville, Ala./Autauga Academy
74	Tharon Arias	OL	6-2	255	So.	Daytona Beach, Fla./Mainland
79	Donovan Arp	DT	6-3	250	Sr.	Salt Lake City, Utah/Murray /Snow College
1	Buster Ashley	LB	6-4	280	Fr.	Owensboro, Ky./Owensboro
67	Michael Bowers	OL	6-4	295	Jr.	Kansas City, Kan./Butler (Kan.) CC
9	Deion Branch	WR	5-10	185	Jr.	Albany, Ga./Monroe/Jones County College
35	Michael Brown	LB	5-11	200	So.	Louisville, Ky./Butler
18	Jeff Brunelli	DB	6-2	195	Sr.	Louisville, Ky./St. Xavier/USAFA
12	Curry Burns	S	6-0	185	So.	Miami, Fla./Jackson
84	Allen Carroll	WR	5-10	165	Sr.	Tulsa, Okla./Central/NE Oklahoma A&M
50	Koby Clark	DT	6-5	260	Jr.	Miami, Fla./West Hills (Calif.) College
53	Jeremy Collins	LB	6-1	230	So.	Huntsville, Ala./J.O. Johnson
61	Aaron Dardzinski	OG	6-0	260	Jr.	Garfield Heights, Ohio/Garfield Heights
97	Toby Dawson	DE	6-2	250	Sr.	Springfield, Ky./Washington County
40	Rod Day	LB	6-0	185	r-Fr.	Bessemer, Ala./McAdory
78	Brian Devine	OL	6-4	275	r-Fr.	Sunrise, Fla./Piper
85	Damien Dorsey	WR	5-7	165	So.	Anniston, Ala./Anniston
76	Rob Eble	OT	6-6	290	Jr.	Marietta, Ga./Walton
37	Michael Everett	DB	5-11	185	r-Fr.	Harana, Fla./Shanks
24	Anthony Floyd	DB	5-1	200	So.	Youngstown, Ohio/Chaney
4	Brian Gaines	DB	5-7	180	Jr.	Daytona Beach, Fla./Mainsland
88	Victor Glenn	WR	6-0	165	r-Fr.	Ormond Beach, Fla./Seabreeze
67	Scott Graham	OG	6-2	280	Sr.	Bakersfield, Calif./Bakersfield College
56	James Greene	LB	6-2	195	r-Fr.	Miami, Fla./Jackson
52	Rashad Harris	LB	6-2	230	Sr.	Huntsville, Ala./Athens
69	Jason Hilliard	OL	6-5	335	r-Fr.	Louisville, Ky./Jeffersonville (Ind.)
2	Rashad Holman	CB	5-11	190	Sr.	Louisville, Ky./Male
10	Arnold Jackson	WR	5-8	160	Sr.	Jacksonville, Fla./Andrew Jackson
92	Michael Josiah	DE	6-3	240	So.	Wilsonville, Ala./Hoover
	D.J. Kamer	RB	5-10	215	r-Fr.	Louisville, Ky./Waggener
96	Derrick Kennedy	DT	6-3	270	Sr.	Bowling Green, Ky./Bowling Green
68	Dan Koons	OL	6-3	260	r-Fr.	Bexley, Ohio/St. Francis DeSales
70	Scott Lopez	DL	6-3	260	r-Fr.	Gainesville, Fla./Buchholz
98	Chad Lee	DE	6-1	230	So.	Bradenton, Fla./Southeast
91	Jason McCune	DL	6-4	220	r-Fr.	Louisville, Ky./Trinity
45	Chip Mattingly	LB	6-2	220	Jr.	Louisville, Ky./St. Xavier
44	Henry Miller	RB	5-11	210	So.	Garfield Heights, Ohio/Garfield Heights
5	Josh Minkins	DB	5-10	170	r-Fr.	Willingboro, N.J./Willingboro
77	Joe O'Shaughnessy	OG	6-1	285	Sr.	Columbus, Ohio/Bishop Watterson
89	Richard Owens	TE	6-4	240	r-Fr.	Middleburg, Fla./Middleburg
73	Jason Padget	OC	6-4	295	Sr.	Phoenix, Ariz./Westview/Phoenix College
49	Issac Parker	DL	6-0	250	r-Fr.	Jeffersonville, Ind./Jeffersonville
80	Zek Parker	WR	5-10	180	Sr.	Athens, Ala./Athens
30	T.J. Patterson	DB	6-0	185	r-Fr.	Florence, Ala./Coffee
15	Dave Ragone	QB	6-4	220	So.	Middleburg Heights, Ohio/St. Ignatius
25	Levi Ray	DB	5-7	165	r-Fr.	Chicago, Ill./St. Patrick's
	Robert Redd	WR	5-10	195	Jr.	Dayton, Ohio/Wayne/Bowling Green
72	Ariel Rodriguez	OT	6-5	320	So.	Tampa, Fla./Jesuit
3	Antonio Roundtree	CB	5-7	185	Sr.	Jacksonville, Fla./Bolles
49	Kyle Samons	RB	5-11	190	r-Fr.	Georgetown, Ind./Floyd Central
25	Jaguar Sanders	WR	5-8	165	Jr.	Louisville, Ky./Doss
59	Matt Sexton	DE	6-2	250	Sr.	Ferguson, Ky./Southwestern
64	Antoine Sims	OL	6-3	270	So.	Lexington, Ky./Tates Creek
43	Chris Sivori	P	6-0	215	So.	Louisville, Ky./St. Xavier
87	Erin Smith	TE	6-4	220	So.	Huntsville, Ala./J.O. Johnson
38	Nathan Smith	PK	5-8	166	r-Fr.	Louisville, Ky./Pleasure Ridge Park
83	Stuart Spalding	TE	6-2	230	r-Fr.	Louisville, Ky./St. Xavier
27	Tony Stallings	RB	5-11	205	Jr.	Bedford, Ohio/Bedford
23	B.J. Steele	LB	6-0	205	So.	Charlestown, Ind./Charlestown
28	Dewayne Taylor	DB	5-11	200	Sr.	Mobile, Ala./Baldwin County
95	Devon Thomas	DE	6-2	230	So.	Jacksonville, Fla./Edward White
47	Justin Thomas	DB	6-0	190	Jr.	Sunrise, Fla./Piper
34	Derek Tronzo	WR	6-0	160	Jr.	Louisville, Ky./Trinity
36	Wade Tydlacka	P/PK	5-11	190	r-Fr.	Louisville, Ky./Trinity
38	Steve Veenerman	K	5-11	180	Jr.	Fort Wright, Ky./Scott
39	Adriel Walker	DB	5-10	200	Jr.	Madison, Ala./Bob Jones
66	Eric Wampler	OL	6-4	235	r-Fr.	Newburg, Ind./Castle
11	Mike Watkins	QB	6-4	210	Sr.	Ft. Pierce, Fla./John Carroll
62	Jason Weathers	OL	6-6	315	r-Fr.	Lexington, Ky./Lexington Catholic
58	Dewayne White	DE	6-2	250	r-Fr.	Marbury, Ala./Marbury
31	H.T. Williams	WR	5-9	160	r-Fr.	Syracuse, N.Y./Christian Brothers Academy
51	Ryan Woods	LB	6-0	200	So.	Birmingham, Ala./Ensley
13	Frank Zebich	PK	5-10	165	Sr.	Louisville, Ky./Eastern



**Zek Parker**



**Jason Padget**



**Michael Brown**



# Louisville

Year	Coach	Overall	C-USA	Bowl
1999	John L. Smith	7-5-0	4-2	Humanitarian
1998	John L. Smith	7-5-0	4-2	Motor City
1997	Ron Cooper	1-10-0	0-6	
1996	Ron Cooper	5-6-0	2-3	
1995	Ron Cooper	7-4-0		
1994	H. Schnellenberger	6-5-0		
1993	H. Schnellenberger	9-3-0		Liberty
1992	H. Schnellenberger	5-6-0		
1991	H. Schnellenberger	2-9-0		
1990	H. Schnellenberger	10-1-1		Fiesta
1989	H. Schnellenberger	6-5-0		
1988	H. Schnellenberger	8-3-0		
1987	H. Schnellenberger	3-7-1		
1986	H. Schnellenberger	3-8-0		
1985	H. Schnellenberger	2-9-0		
1984	Bob Weber	2-9-0		
1983	Bob Weber	3-8-0		
1982	Bob Weber	5-6-0		
1981	Bob Weber	5-6-0		
1980	Bob Weber	5-6-0		
1979	Vince Gibson	4-6-1		
1978	Vince Gibson	7-4-0		
1977	Vince Gibson	7-4-1	Independence	
1976	Vince Gibson	5-6-0		
1975	Vince Gibson	2-9-0		
1974	T.W. Alley	4-7-0		
1973	T.W. Alley	5-6-0		
1972	Lee Corso	9-1-0		
1971	Lee Corso	6-3-1		
1970	Lee Corso	8-3-1		Pasadena
1969	Lee Corso	5-4-1		
1968	Frank Camp	5-5-0		
1967	Frank Camp	5-5-0		
1966	Frank Camp	6-4-0		
1965	Frank Camp	6-4-0		
1964	Frank Camp	1-9-0		
1963	Frank Camp	3-7-0		
1962	Frank Camp	6-4-0		
1961	Frank Camp	6-3-0		
1960	Frank Camp	7-2-0		
1959	Frank Camp	6-4-0		
1958	Frank Camp	4-4-0		
1957	Frank Camp	9-1-0		Sun
1956	Frank Camp	6-3-0		
1955	Frank Camp	7-2-0		
1954	Frank Camp	3-6-0		
1953	Frank Camp	1-7-0		
1952	Frank Camp	3-5-0		

Year	Coach	Overall	C-USA	Bowl
1951	Frank Camp	5-4-0		
1950	Frank Camp	3-6-1		
1949	Frank Camp	8-3-0		
1948	Frank Camp	5-5-0		
1947	Frank Camp	7-0-1		
1946	Frank Camp	6-2-0		
1942	Laurie Aplitz	2-3-0		
1941	Laurie Aplitz	4-4-0		
1940	Laurie Aplitz	3-5-1		
1939	Laurie Aplitz	5-2-1		
1938	Laurie Aplitz	2-6-0		
1937	Laurie Aplitz	2-5-1		
1936	Laurie Aplitz	4-4-0		
1935	Ben Cregor	1-6-1		
1934	Ben Cregor	2-5-0		
1933	Ben Cregor	1-7-0		
1932	C.V. Money	0-9-0		
1931	Jack McGrath	0-8-0		
1930	Tom King	5-3-0		
1929	Tom King	3-5-0		
1928	Tom King	1-7-0		
1927	Tom King	4-4-0		
1926	Tom King	6-2-0		
1925	Tom King	8-0-0		
1924	Fred Enke	3-5-1		
1923	Fred Enke	5-3-0		
1922	Bill Duncan	2-7-0		
1921	Bill Duncan	2-2-1		
1916	Will Duffy	2-3-1		
1915	Will Duffy	1-5-1		
1914	Dr. Bruce Baker	1-4-0		
1913	Lester Larson	5-1-0		
1912	Lester Larson	3-1-0		

## Bowl Results (3-3-1)

Bowl	Opponent	Result	Year
Humanitarian	Boise State	L 31-34	1999
Motor City	Marshall	L 29-48	1998
Liberty	Michigan State	W 18-7	1993
Fiesta	Alabama	W 34-7	1991
Independence	Louisiana Tech	L 14-24	1977
Pasadena	Long Beach St.	T 24-24	1970
Sun	Drake	W 34-20	1958



# Louisville School Records

## INDIVIDUAL GAME

Total Offense	578	Chris Redman at East Carolina . . . . . Nov. 14, 1998
Yards Rushing	269	Nathan Poole vs. Wichita State . . . . . Nov. 4, 1978
Rushing Attempts	40	Nathan Poole vs. Wichita State . . . . . Nov. 4, 1978
Yards Passing	592	Chris Redman vs. East Carolina . . . . . Nov. 14, 1998
Pass Attempts	63	Chris Redman vs. Southern Miss . . . . . Sept. 28, 1996
Pass Completions	44	Chris Redman at East Carolina . . . . . Nov. 14, 1998
Yards Receiving	214	Ibn Green at East Carolina . . . . . Nov. 14, 1998
Receptions	15	Ibn Green at East Carolina . . . . . Nov. 14, 1998
	15	Arnold Jackson vs. Cincinnati . . . . . Nov. 6, 1999

## SEASON

Total Offense	4,009	Chris Redman . . . . . 1998
Yards Rushing	1,429	Howard Stevens . . . . . 1971
Rushing Attempts	290	Walter Peacock . . . . . 1973
Yards Passing	4,042	Chris Redman . . . . . 1998
Pass Attempts	489	Chris Redman . . . . . 1999
Pass Completions	317	Chris Redman . . . . . 1999
Yards Receiving	1,209	Arnold Jackson . . . . . 1999
Receptions	101	Arnold Jackson . . . . . 1999
Touchdown Catches	12	Ibn Green . . . . . 1998
Interceptions	8	Ray Buchanan . . . . . 1991
Points	132	Lenny Lyles . . . . . 1952

## CAREER

Total Offense	12,129	Chris Redman . . . . . 1996-99
Yards Rushing	3,204	Walter Peacock . . . . . 1972-75
Rushing Attempts	811	Walter Peacock . . . . . 1972-75
Yards Passing	12,541	Chris Redman . . . . . 1996-99
Pass Attempts	1,679	Chris Redman . . . . . 1996-99
Pass Completions	1,031	Chris Redman . . . . . 1996-99
Yards Receiving	3,061	Arnold Jackson . . . . . 1997-
Receptions	236	Arnold Jackson . . . . . 1997-
Touchdown Catches	33	Ibn Green . . . . . 1996-99
Interceptions	16	Sam Madison . . . . . 1993-96
Points	258	Lenny Lyles . . . . . 1954-57

## TEAM GAME

Points	100	vs. Washington (Tenn.) . . . . . Oct. 18, 1913
Total Offense	769	vs. East Carolina . . . . . Nov. 14, 1998
Yards Rushing	475	vs. Morehead State . . . . . Nov. 22, 1957
Yards Passing	615	vs. East Carolina . . . . . Nov. 14, 1998
First Downs	39	vs. East Carolina . . . . . Nov. 14, 1998
Total Defense	16	vs. Rio Grande . . . . . Sept. 17, 1942
Rushing Defense	-78	vs. Wichita State . . . . . Oct. 21, 1972
Passing Defense	0	Twice, most recently vs. Eastern Kentucky Sept. 27, 1958

## SEASON

Points	444	1998
Total Offense	6,156	1998
Yards Rushing	2,937	1957
Yards Passing	4,498	1998
First Downs	311	1998
Fewest Points Allowed	2	1925
Total Defense	1,001	1947
Rushing Defense	604	1947
Passing Defense	397	1947



Rashad Harris



Donovan Arp



# Louisville Primary Media

## PRINT MEDIA

**LOUISVILLE COURIER-JOURNAL** (Daily)  
 www.courier-journal.com  
 525 W. Broadway  
 Louisville, KY 40202  
 Phone (main): 502-582-4361  
 Fax: 502-582-7186  
 Sports Editor: Harry Bryan  
 Phone: 502-582-4060  
 Assistant Editor: Gary Schultz  
 Phone: 502-582-4043  
 Beat Writer: Eric Crawford  
 Phone: 502-582-4372  
 Columnist: Rick Bozich  
 E-mail: bozichra@aol.com  
 Phone: 502-852-4373  
 Columnist: Pat Forde  
 Home: 502-852-4650

**LEXINGTON HERALD-LEADER** (Daily)  
 www.kentuckyconnect.com  
 Main and Midland  
 Lexington, KY 40507  
 Phone (main): 606-233-3226  
 Fax: 606-254-9738  
 Beat Writer: Jerry Tipton  
 Sports Editor: Gene Abell  
 College Notebook: John Clay  
 E-mail: johnclay@lex.infi.net  
 Columnist: Billy Reed  
 Lexington Herald-Leader  
 905 Old Hobbs Place  
 Louisville, KY 40223  
 Phone: 502-244-3315  
 FAX: 502-244-1913  
 E-mail: breedll@aol.com

**MESSENGER-INQUIRER** (Daily/AM)  
 P.O. Box 318  
 Owensboro, KY 42301  
 Phone (main): 502-926-0123  
 Fax: 502-685-3446 or 7868  
 Sports Editor: Rich Suwanski  
 Beat Writer: Mark Mathis

**NEWS-ENTERPRISE** (Daily/AM)  
 www.newsenterpriseonline.com  
 P. O. Box 430  
 Elizabethtown, KY 42701  
 Phone (main): 270-769-2312  
 Fax: 270-765-7318  
 Sports Editor: Jeff D'Alessio  
 Beat Writer: Marty Hepner  
 1-800-653-6344 (x291)  
 E-mail: hepner@ekx.infi.net

**VOICE-TRIBUNE**  
 3818 Shelbyville Road  
 Louisville, KY 40222  
 Phone (main): 502-897-8900  
 Fax: 502-897-8915  
 Sports Editor: Earl Cox  
 E-mail: voicetrib@npr.net  
 Home: 502-425-5220

**LOUISVILLE DEFENDER**  
 1720 Dixie Highway  
 Louisville, KY 40210  
 Phone (main): 502-772-2591  
 Fax: 502-775-8655  
 Editor: Yvonne Coleman-Bach

**THE CARDINAL**  
 Student Union Building  
 University of Louisville  
 Louisville, KY 40292  
 Phone (main): 502-852-6727  
 Fax: 502-852-0700  
 Sports Editor: Steve Bittenbender

**LOUISVILLE SPORTS REPORT**  
 P. O. Box 17520  
 Louisville, KY 40217  
 Phone (main): 502-636-4330  
 Fax: 502-636-9957  
 E-mail: lsr2@bellsouth.net  
 Editor and Publisher: Ron Steiner  
 Senior Writer: Russ Brown  
 E-Mail: rbrown5874@aol.com

## WIRE SERVICES

**ASSOCIATED PRESS**  
 Courier-Journal Building  
 525 W. Broadway  
 Louisville, KY 40202  
 Phone (main): 502-583-7718  
 Fax: 502-589-4831/606-255-1137  
 Editor: Ann Gibson  
 E-Mail: twatson@ap.org  
 Reporter: Tom Watson  
 E-mail: agibson@ap.org

## TELEVISION MEDIA

**WHAS (ABC)**  
 520 W. Chestnut St.  
 Louisville, KY 40202  
 Phone (main): 502-582-7255  
 Fax: 502-585-5992  
 Sports Director: Garry Gupton  
 E-mail: gupperontv@aol.com  
 Asst. Sports Director: Kerry Kinsey  
 Asst. Sports Director: Brad Knoop

**WLKY (CBS)**  
 1918 Mellwood Ave.  
 Louisville, KY 40206  
 Phone (main): 502-893-7300  
 Fax: 502-896-0725  
 Sports Director: Fred Cowgill  
 E-mail: fcowgill@hearst.com  
 Phone: 502-891-4920  
 Asst. Sports Director: Dave Reynolds

**WAVE (NBC)**  
 P. O. Box 32970  
 Louisville, KY 40203  
 Phone (main): 502-561-4150  
 Fax: 502-561-4105  
 Sports Director: Gary Fogle  
 Phone: 502-561-4144  
 Sports Anchor: Bob Domine  
 Phone: 502-561-4145

**WDRB (FOX)**  
 Independence Square  
 Louisville, KY 40203  
 Phone (main): 502-584-6441  
 Fax: (502) 568-6751  
 Producer/Manager: Ron Mack  
 Sports Director: Gary Montgomery  
 E-mail: garymontgomery@fox41.com

## RADIO MEDIA

**WHAS**  
 520 W. Chestnut St.  
 Louisville, KY 40202  
 Phone (main): 502-582-7255  
 Fax: 502-582-7208  
 Sports Director: Van Vance  
 Sports Talk Host: Tony Cruise  
 E-mail: tonyc@whas.com  
 Morning Sports/Play by Play: Paul Rogers  
 E-Mail: paulr@whas.com

**KENTUCKY NEWS NETWORK**  
 P. O. Box 1084  
 Louisville, KY 40201  
 Phone: 502-582-3924  
 Fax: 502-582-7393  
 Sports Director: Doug Ormay

**WRKA RADIO**  
 10001 Linn Station Rd.  
 Louisville, KY 40223  
 Phone: 502-423-9752  
 FAX: 502-423-0231  
 Sports Director: Theresa Hall  
 E-mail: theresa.hall@cox.com  
 Reporter: Ann Boswell

**WQMF**  
 4010 DuPont Circle  
 Louisville, KY 40207  
 Phone (main): 502-896-4400  
 Fax: 502-896-1496

**WLOU**  
 2549 South Third St.  
 Louisville, KY 40208  
 Phone (main): 502-778-3535  
 Fax: 502-778-7394

**WLCV**  
 University of Louisville  
 Student Union Building  
 Louisville, KY 40292  
 Phone: 502-852-6966

## PLAY BY PLAY

Don Russell (TV Play-By-Play)  
 307 Willow Stone Way  
 Louisville, KY 40223  
 Phone: 502-584-6441  
 Fax: 502-589-5559

Craig Swabek (TV Analyst)  
 E-Mail: craigs23@aol.com

Doug James (Radio Analyst)  
 4421 Bishop Lane  
 Louisville, KY 40218

# MEMPHIS



**R.C. Johnson**  
Athletic Director



**Rip Scherer**  
Head Coach



**Lynn Parkes**  
SWA



**Bob Winn**  
Football SID



**Liberty Bowl Memorial Stadium (62,380)**

## QUICK FACTS

Location: Memphis, Tenn.

Founded: 1912

Enrollment: 20,052

Nickname: Tigers

Colors: Blue and Gray

Stadium: Liberty Bowl Memorial Stadium (62,380)

Interim President: Dr. Ralph Faudree

Faculty Athletics Rep.: Dr. Nate Essex

Athletic Director: R.C. Johnson

Senior Woman Adm.: Lynn Parkes

Head Coach: Rip Scherer

## FOOTBALL FACTS

Basic Offense	Multiple Option
Basic Defense	4-3
Lettermen Returning/Lost	52/16
Starters Returning	
Offense	5
Defense	9
Specialists	1
1999 Record	5-6
Postseason:	None
All-Time Record:	378-391-32 (.489)
Bowl Appearances:	2
Bowl Record:	2-0-0
Last Appearance:	1971, Pasadena

## SPORTS INFORMATION

Assistant AD/Football SID: Bob Winn

Office Phone: 901/678-2337

Home Phone: 901/753-6441

Fax: 901/678-4134

E-Mail: [bwinn@cc.memphis.edu](mailto:bwinn@cc.memphis.edu)

Website: [www.gotigersgo.com](http://www.gotigersgo.com)

Press Box Phone: 901/272-0136

**Tigers**



## 2000 SCHEDULE

Sept. 2	MISSISSIPPI STATE	2:30p
Sept. 9	LOUISIANA-MONROE	7:00p
Sept. 16	at Arkansas State	6:00p
<b>Sept. 23</b>	<b>at Army</b>	<b>Noon</b>
<b>Sept. 30</b>	<b>at Southern Miss</b>	<b>6:00p</b>
<b>Oct. 7</b>	<b>EAST CAROLINA</b>	<b>7:00p</b>
<b>Oct. 14</b>	<b>at UAB</b>	<b>2:30p</b>
<b>Oct. 21</b>	<b>HOUSTON</b>	<b>7:00p</b>
Nov. 4	TENNESSEE	1:00p
<b>Nov. 11</b>	<b>CINCINNATI</b>	<b>1:00p</b>
<b>Nov. 18</b>	<b>at Tulane</b>	<b>5:00p</b>

All times are Central and subject to change  
*Conference games in bold italics.*



### RIP SCHERER

Hometown: Pittsburgh, Pa.  
 Alma Mater: William & Mary '74  
 Birthdate: August 3, 1952

## Key Dates

**Veterans Report:** August 10  
**Freshmen Report:** August 7  
**Media Day:** August 11  
**Fall Classes Begin:** August 30

## 1999 RESULTS

S4	MISSISSIPPI	L	0-3	0-1
S11	at Mississippi State	L	10-13	0-2
S18	ARKANSAS STATE	W	31-26	1-2
S25	at (7) Tennessee	L	16-17	1-3
O2	MISSOURI	L	17-27	1-4
<b>O9</b>	<b>at UAB</b>	<b>W</b>	<b>38-14</b>	<b>2-4</b>
<b>O16</b>	<b>LOUISVILLE</b>	<b>L</b>	<b>31-32</b>	<b>2-5</b>
<b>O30</b>	<b>at Tulane</b>	<b>W</b>	<b>49-7</b>	<b>3-5</b>
<b>N6</b>	<b>(25) SOUTHERN MISS</b>	<b>L</b>	<b>5-20</b>	<b>3-6</b>
<b>N13</b>	<b>ARMY</b>	<b>W</b>	<b>14-10</b>	<b>4-6</b>
<b>N20</b>	<b>at Cincinnati</b>	<b>W</b>	<b>21-13</b>	<b>5-6</b>

### COACHING EXPERIENCE

1995-	Memphis	Head Coach - 18-37-0 (.290) 5 seasons
1991-94	James Madison	Head Coach - 29-19-0 (.604) 4 seasons
1989-90	Arizona	Offensive Coordinator
1988	Arizona	Coordinator of Football Operations
1987	Alabama	Offensive Coordinator
1985	Georgia Tech	Assistant Head Coach
1980-84	Georgia Tech	Offensive Coordinator
1980	Louisiana State	Quarterbacks
1979	Virginia	Quarterbacks
1977-78	Hawai'i	Running Backs
1976	North Carolina St.	Quarterbacks
1974-75	Penn State	Graduate Assistant

**CAREER RECORD:** 47-56-0 (.456) 9 seasons

### COACHING STAFF

Assistant Head Coach/Wide Receivers	Charlie Coe (Kansas State '71)
Associate Head Coach/Def. Coordinator/ Linebackers	Tommy West (Tennessee '77)
Quarterbacks	Jimmy Kiser (Furman '79)
Offensive Line	Rick Mallory (Washington '86)
Tight Ends	Russ Huesman (Chattanooga '82)
Running Backs	Clay Helton (Houston '94)
Defensive Backs	Tim Walton (Ohio State '94)
Defensive Line	Hank Hughes (Springfield '79)
Outside Linebackers	Rick Whitt (Catawba College)

### FOOTBALL OFFICE

Phone: 901/678-2341 Fax: 901/678-4123





## 1999 INDIVIDUAL LEADERS

Rushing	Att.	Yds.	Avg.	TD	Long
Gerard Arnold	146	706	4.8	7	51
Teofilo Riley	94	352	4.2	3	24
Jeff Sanders	59	254	4.3	2	28
<b>TOTALS</b>	<b>422</b>	<b>1478</b>	<b>3.5</b>	<b>17</b>	<b>51</b>

Passing	Att.	Comp	Pct.	INT	Yards	TD
Neil Suber	164	78	47.6	5	852	4
Travis Anglin	125	68	54.4	10	856	5
<b>TOTALS</b>	<b>292</b>	<b>148</b>	<b>50.7</b>	<b>15</b>	<b>1743</b>	<b>9</b>

Receiving	Rec	Yds.	Avg.	TD	Long
Damien Dodson	39	507	13.0	4	43
Billy Kendall	28	302	10.8	2	49
Ken Coutain	23	341	14.8	2	82t
Al Sermon	16	208	13.0	1	49
<b>TOTALS</b>	<b>148</b>	<b>1743</b>	<b>11.8</b>	<b>90</b>	<b>82t</b>

Field Goals	Made-Att.	Pct.	Long
Ryan White	13-19	.684	47
<b>TOTALS</b>	<b>13-19</b>	<b>.684</b>	<b>47</b>

Punting	No.	Yards	Avg.	Long
Jim Cande	67	2808	41.9	58
<b>TOTALS</b>	<b>68</b>	<b>2808</b>	<b>41.3</b>	<b>58</b>

Kickoff Returns	No.	Yards	Avg.	TDs	Long
Ken Coutain	11	184	16.7	0	26
Ryan Johnson	9	179	19.9	0	40
<b>TOTALS</b>	<b>33</b>	<b>564</b>	<b>17.1</b>	<b>0</b>	<b>40</b>

Punt Returns	No.	Yards	Avg.	TD	Long
Tripp Higgins	25	141	5.6	0	26
Damien Dodson	5	21	4.2	0	3
<b>TOTALS</b>	<b>38</b>	<b>175</b>	<b>4.6</b>	<b>0</b>	<b>26</b>

Tackles	Solos	Ast	Total
Kamal Shakir	87	56	143
Marcus Bell	55	30	85
Idrees Bashir	35	36	71
Fred Powell	30	40	70
DeMorrio Shank	31	34	65
<b>TOTALS</b>	<b>545</b>	<b>436</b>	<b>981</b>

Interceptions	No.	Yds.	Avg.	TD
Fred Powell	3	54	18.0	0
Idrees Bashir	1	17	17.0	0
Marcus Bell	1	2	2.0	0
<b>TOTALS</b>	<b>9</b>	<b>78</b>	<b>8.7</b>	<b>0</b>

## 1999 TEAM STATISTICS

Category	MEM	Opponents
First Downs	232	182
Rushes-Yards	422-1478	482-1584
Rushing Yards/Game	134.4	144.0
Passes Att./Comp./Int.	292-148-15	304-158-9
Completion Pct.	.507	.520
Passing Yards	1743	1871
Passing Yards/Game	158.5	170.1
Total Off. Plays/Yds	714-3221	786-3455
Total Offense/Game	292.8	314.1
Punts-Average	68-41.3	69-41.3
Punt Returns-Avg.	38-4.6	37-9.4
Kickoff Returns-Avg.	33-17.1	35-19.1
Interceptions-Yards	9-78	15-32
Fumbles-Lost	23-9	26-13
Penalties-Yards	76-608	95-840
3rd Down Conversions	50-160	55-178
3rd Down Conversion Percentage	.310	.312
4th Down Conversions	11-15	13-20
4th Down Conversion Percentage	.733	.650
Avg. Time of Possession	28:55	31:05

## Noting the Tigers

- X** After allowing 455 yards of offense and 30.9 points per game in 1998, Memphis allowed just 313 yards and 16.3 points per outing last season. The Tigers had the top-ranked passing defense in C-USA, allowing just 170 yards per game through the air. All four secondary starters return in 2000, along with five other defensive starters.
- X** Junior linebacker KAMAL SHAKIR ended last season with a team-high 143 tackles (87 solo) and four sacks. He needs just three more stops for 300 in his career.
- X** Junior kicker RYAN WHITE, a 2000 *Playboy* first team Preseason All-American, has connected on 29 field goals in his first two seasons at Memphis. He is a perfect 41-for-41 on extra point attempts in his first two years. The two-time first team All-C-USA kicker has been named the conference's Special Teams Player of the Week four times in his career.
- X** The Tigers had two starting quarterbacks dueling it out in spring drills. NEIL SUBER started the first six games last season, passing for 852 yards, which moved him into 11th place on the school's career passing list with 1,782 yards. TRAVIS ANGLIN started the final five games of the season and was named C-USA Co-Freshman of the Year after completing 54 percent of his passes for 856 yards and five TDs.
- X** The Tigers six losses last season came by a total of 33 points, including four by three points or less to teams that played in bowl games (Ole Miss, Mississippi State, Tennessee and Louisville).

# Memphis

## 2000 DEPTH CHART

(Returning starters in bold)

### LETTERMEN

Returning/Lost: 52/16

### STARTERS

Offensive Returning/Lost: 5/6

Defensive Returning/Lost: 9/2

Special Teams Returning/Lost: 1/1

### OFFENSE

FL	Reginald Perkins, Casey Rooney, Tripp Higgins
QT	<b>Artis Hicks</b> , Austin O'Dell
QG	Josh Eargle, Joe Gerda, Trey Eyre
C	Jimond Pugh, Jason Austin, Chris Moore
SG	<b>Lou Esposito</b> , Matt Gehrke, Jon Crews
ST	<b>DeCorye Hampton</b> , Bashkim Celaj
TE	<b>Billy Kendall</b> , Wade Smith, Jeff Cameron
SE	Ryan Johnson, Al Sermon, Reginald Perkins
QB	<b>Travis Anglin</b> , Neil Suber, Scott Scherer
FB	Darche Epting, Nick Tsatsaronis, Tim Boam
TB	Jeff Sanders, Dernice Wherry, Aaron Meadows

### DEFENSE

LDE	<b>Andre Arnold</b> , Patrick Willis, Cornell Bazile
LDT	<b>Calvin Lewis</b> , Jarvis Slaton, Garfield Garth
RDT	<b>Marcus Bell</b> , Gerald Massey
RDE	Tony Brown, Patrick Willis, Traveco Lucas
SLB	<b>DeMorrio Shank</b> , Oreg Harper, Rodney Lanctot
MLB	<b>Kamal Shakir</b> , Will Hyden, Vincent Brown
WLB	DeMarquis Terry, Ian Williams, Mowbray Rowand
BC	<b>Marcus Smith</b> , Kosha Irby, Henry Washington
FC	<b>Michael Stone</b> , Quincy Stephenson, Jason Brown
R	Glenn Sumter, Keydrin Ward
FS	Idrees Bashir, <b>Fred Powell</b> , Brad Britt

### SPECIALISTS

P	Ben Graves
K	Ryan White, Matt Quick

### KEY LOSSES

C	Tim Seymour
OG	David Sherrord
FL	Damien Dodson
RB	Gerard Arnold
FB	Rashad Bailey
DE	Tramont Lawless
LB	Caspor Stiles
P	Jim Cande



Ryan White

## 2000 SPRING SIGNEES

NAME	POS.	HT.	WT.	YR.	HOMETOWN/HS, JC or COLLEGE
Matt Adams	QB	6-1	195	Fr.	Pensacola, Fla./Pensacola Catholic
Derrick Ballard	LB	6-2	200	Fr.	Madison, GA/Morgan County
Jeremiah Bonds	RB	5-9	175	Fr.	Huntsville, Ala./J.O. Johnson
Jason Broussard	OL	6-6	285	Fr.	Elmott, Texas/Connally
Jerry Brown	OL	6-7	320	Fr.	Nashville, Tenn./Brentwood Academy
Vincent Brown	LB	6-1	230	Fr.	Lynchburg, Va./Fork Union
Robert Douglass	FB/LB	6-3	190	Fr.	St. Louis, Mo./Lutheran North
Sean Garris	DB	5-11	180	Fr.	Tamarac, Fla./Taravell
Kenyun Glover	DE	6-3	250	Fr.	Memphis, Tenn./Overton
Jamie Green	LB	6-4	200	Fr.	Texarkana, Texas/Liberty Eylau
Drew Harmon	OL	6-4	245	Fr.	Sharpsburg, Ga./East Coweta
Shaka Hill	FB/LB	6-3	244	Fr.	Madison, Tenn./Goodpasture
Jason Johnson	TE/P	6-3	235	Fr.	St. Louis, Mo./Pattonville
David McNair	DE	6-3	230	Fr.	Dunn, N.C./Hargrave Military
Lloyd Patterson	ATH	5-10	165	Fr.	Memphis, Tenn./Whitehaven
Reginald Perkins	WR	5-9	165	Jr.	Vicksburg, Miss./Hinds JC
Eric Peterson	TE	6-5	235	Fr.	Germantown, Tenn./Houston
Jimond Pugh	OL	6-3	285	r-So.	Pensacola, Fla./Florida A&M
Jeremy Rone	DE	6-3	220	Fr.	Texarkana, Texas/Liberty Eylau
Eric Taylor	DE	6-3	250	Fr.	Winchester, Tenn./Franklin County
Travis Triplett	OL	6-5	285	Fr.	St. Louis, Mo./Parkway South
Henry Washington	DB	5-9	165	Fr.	Dallas, Texas/Kimball
Von Webb	WR	6-0	180	Fr.	Athens, Ala./Athens
Danny Wimprine	QB	6-1	201	Fr.	River Ridge, La./J.P. Curtis
Devin Yarbrough	WR	5-10	165	Fr.	Memphis, Tenn./Whitehaven

# 2000 ROSTER



NO.	NAME	POS.	HT.	WT.	YR.	HOMETOWN/HS, JC or COLLEGE
15	Travis Anglin	QB	6-4	201	r-So.	Columbus, Ga./Shaw
94	Andre Arnold	DE	6-4	234	r-Jr.	Columbus, Ga./Shaw
51	Jason Austin	C	6-3	300	r-Jr.	Winder, Ga./Winder-Barrow
5	Idrees Bashir	DB	6-3	202	r-Jr.	Decatur, Ga./Dunwoody
95	Cornell Bazile	DE	6-0	187	So.	LaPlace, La./J.T. Curtis
43	Emery Bell	DB	5-6	163	So.	Atlanta, Ga./Tri-Cities
54	Marcus Bell	NT	6-2	305	Sr.	Memphis, Tenn./Kingsbury
22	Tim Boam	QB	6-0	222	So.	Memphis, Tenn./Overton
66	Kevin Bohannon	DS/OG	6-1	234	r-So.	Memphis, Tenn./MUS
32	Brad Britt	DB	5-11	199	r-Sr.	Bartlett, Tenn./Bolton
41	Jason Brown	DB	5-9	169	So.	Baton Rouge, La./Catholic
97	Tony Brown	DE	6-2	258	Jr.	Chattanooga, Tenn./City
86	Jeff Cameron	TE	6-4	236	r-So.	Marietta, Ga./Lassiter
78	Bashkim Celaj	OT	6-4	296	r-So.	Armonk, N.Y./Byram Hills
35	William Clark	WR	5-10	185	r-Jr.	Memphis, Tenn./Bellhaven College
28	Quinton Cole	RB	6-0	200	Jr.	Dunwoody, Ga./Dunwoody
61	Jon Crews	OL	6-3	281	So.	Snellville, Ga./Brookwood
63	Josh Eargle	C	6-2	270	r-Jr.	Sulphur Springs, Texas/Sulphur Springs
6	Darce Epting	FB	6-0	232	r-So.	Dallas, Texas/Bishop Lynch
76	Lou Esposito	OT	6-5	312	Sr.	Manapalan, N.J./Manapalan
59	Ross Estes	ILB	6-2	237	r-So.	Cincinnati, Ohio/Hargrave Military
74	Trey Eyre	OG	6-2	283	r-So.	Baton Rouge, La./Catholic
96	Avery Fleming	DT	5-10	269	So.	Franklin, Tenn./Battle Ground Academy
41	Josh Frederickson	WR	5-10	176	So.	Collierville, Tenn./Collierville
36	Brandon Freeman	RB	5-9	156	So.	Memphis, Tenn./Oakhaven
98	Garfield Garth	DE	6-0	239	So.	Amory, Miss./Amory
85	Ben Graves	P	6-2	227	Sr.	Waynesboro, MS/Jones County JC
67	Matt Gehrke	C	6-2	280	r-So.	Dallas, Texas/North Mesquite
68	Joe Gerda	DT	6-5	270	r-So.	Kennesaw, Ga./Harrison
92	Draper Hall	OLB	5-10	218	r-Jr.	Little Rock, Ark./J.A. Fair
75	DeCorye Hampton	OG	6-8	333	Sr.	Memphis, Tenn./Westwood
11	Andrew Harden	WR	5-9	178	r-So.	Dallas, Texas/Lake Highlands
38	Anthony Harden	DB	5-10	164	Jr.	Dallas, Texas/Lake Highlands
17	Derrick Harmon	DB	6-0	197	r-So.	Memphis, Tenn./East
40	George Harper	OLB	6-1	223	r-Jr.	Norcross, Ga./Norcross
42	Greg Harper	OLB	5-11	196	So.	Memphis, Tenn./Wooddale
27	Michael Harris	QB/H	5-9	189	r-Sr.	Hendersonville, Tenn./Beech
65	Artis Hicks	OT	6-4	295	r-Jr.	Jackson, Tenn./Central Merry
29	Kevin Higdon	DB	6-0	183	So.	Memphis, Tenn./Harding Academy
81	Tripp Higgins	WR	6-3	193	So.	Marietta, Ga./Pope
77	Will Hyden	OLB	6-0	217	So.	Franklin, Tenn./Franklin
18	Kosha Irby	DB	6-0	196	r-Sr.	Nashville, Tenn./McGovock
88	Billy Kendall	TE	6-5	235	r-Sr.	Bowie, Md./DeMatha
90	Trevecio Lucas	ILB	6-0	212	So.	Memphis, Tenn./Westside
9	Ryan Johnson	WR	5-11	169	So.	St. Louis, Mo./CBCHS
57	Rodney Lanctot	DE	6-2	225	r-Sr.	Crescent City, Fla./Crescent City
49	E.J. LeFlore	WR	6-0	181	So.	Brighton, Tenn./Brighton
70	Calvin Lewis	DT	6-4	282	r-Sr.	Riverdale, Ga./Banneker
69	Gerald Massey	DT	6-4	280	r-Jr.	Southfield, Mich./Southfield-Lathrup
99	Marcus McKinney	ILB	6-0	230	r-Jr.	Memphis, Tenn./
47	Aaron Meadows	RB	5-11	200	r-Jr.	Somerville, Tenn./Millsaps College
77	Chris Moore	OL	6-0	272	So.	Memphis, Tenn./Kirby
96	Joey Moore	TE	6-3	220	So.	Germantown, Tenn./Germantown
25	Chance Nesbitt	WR	6-2	195	r-Jr.	Columbia, S.C./Columbia
60	Austin O'Dell	OT	6-4	294	r-Sr.	Memphis, Tenn./Westwood
84	Boris Penchion	DE	6-3	240	r-So.	Muscle Shoals, Ala./Colbert Cty
1	Reginald Perkins	WR	5-9	165	Sr.	Vicksburg, MS/Hinds JC
23	Fred Powell	DB	5-10	198	Sr.	Kingsport, Tenn./Dobyns-Bennett
64	Jimond Pugh	OG	6-2	298	r-Jr.	Pensacola, Fla./Florida A&M
92	Matthew Quick	K	5-8	178	Jr.	Cordova, Tenn./Germantown
10	Casey Rooney	WR	6-0	192	So.	Sioux City, Iowa/West High
80	Mowbray Rowand	TE	6-3	235	r-So.	Memphis, Tenn./Kirby
12	Scott Scherer	QB	5-10	181	r-So.	Collierville, Tenn./Collierville
13	Al Sermon	WR	6-4	179	r-Sr.	Daytona Beach, FL/Mainland
14	Neil Suber	QB	6-3	236	r-Jr.	Woodstock, Ga./Etowah
20	Jeff 'Sugar' Sanders	RB	5-10	206	r-So.	Coral Springs, Fla./Coral Springs
45	DeMorrio Shank	OLB	5-10	225	Sr.	LaGrange, Ga./LaGrange
24	Glenn Sumter	DB	6-0	196	Jr.	Detroit, Mich./Cody
48	Kamal Shakir	ILB	6-1	238	r-Sr.	Norcross, Ga./Meadow Creek
21	Marcus Smith	DB	5-10	178	Jr.	Memphis, Tenn./Hamilton
90	Wade Smith	TE	6-4	256	So.	Dallas, Texas/Lake Highlands
29	Quincy Stevenson	FL	5-5	169	r-So.	Memphis, Tenn./East
44	Michael Stone	DB	6-0	185	r-Sr.	Southfield, Mich./Central State Univ.
37	DeMarquis Terry	RB	5-10	196	So.	Manchester, Ga./Manchester
26	Lee Triplett	DB	5-8	188	So.	Jackson, Tenn./Central Merry
93	Nick Tsatsaronis	DE	6-2	252	r-Jr.	Montreal, Quebec/Vanier
16	Keydrin Ward	DB	5-11	181	Jr.	Memphis, Tenn./Melrose
19	Bran Webb	QB	5-10	175	So.	Gilmer, Texas/Gilmer
3	Dernice Wherry	OLB/RB	6-0	199	Jr.	Munford, Tenn./Munford
82	Ryan White	K	5-9	193	r-Jr.	Liburn, Ga./Shiloh
2	Ian Williams	OLB	6-4	232	r-Sr.	Brampton, Ontario/Centennial
87	Patrick Willis	NT	6-2	253	Sr.	Memphis, Tenn./Kingsbury
56	Roberto Young	DE	6-1	229	r-So.	St. Louis, Mo./Summer



Travis Anglin



Billy Kendall



Marcus Bell



# Memphis

Year	Coach	Overall	C-USA	Bowl
1999	Rip Scherer	5-6-0	4-2	
1998	Rip Scherer	2-9-0	1-5	
1997	Rip Scherer	4-7-0	2-3	
1996	Rip Scherer	4-7-0	2-4	
1995	Rip Scherer	3-8-0		
1994	Chuck Stobart	6-5-0		
1993	Chuck Stobart	6-5-0		
1992	Chuck Stobart	6-5-0		
1991	Chuck Stobart	5-6-0		
1990	Chuck Stobart	4-6-1		
1989	Chuck Stobart	2-9-0		
1988	Charlie Bailey	6-5-0		
1987	Charlie Bailey	5-5-1		
1986	Charlie Bailey	1-10-0		
1985	Rey Dempsey	2-7-2		
1984	Rey Dempsey	5-5-1		
1983	Rex Dockery	6-4-1		
1982	Rex Dockery	1-10-0		
1981	Rex Dockery	1-10-0		
1980	R. Williamson	2-9-0		
1979	R. Williamson	5-6-0		
1978	R. Williamson	4-7-0		
1977	R. Williamson	6-5-0		
1976	R. Williamson	7-4-0		
1975	R. Williamson	7-4-0		
1974	Fred Pancoast	7-4-0		
1973	Fred Pancoast	8-3-0		
1972	Fred Pancoast	5-5-1		
1971	Billy J. Murphy	5-6-0		
1970	Billy J. Murphy	6-4-0		Pasadena
1969	Billy J. Murphy	8-2-0		
1968	Billy J. Murphy	6-4-0		
1967	Billy J. Murphy	6-3-0		
1966	Billy J. Murphy	7-2-0		
1965	Billy J. Murphy	5-5-0		
1964	Billy J. Murphy	5-4-0		
1963	Billy J. Murphy	9-0-1		
1962	Billy J. Murphy	8-1-0		
1961	Billy J. Murphy	8-2-0		
1960	Billy J. Murphy	8-2-0		
1959	Billy J. Murphy	6-4-0		
1958	Billy J. Murphy	4-5-0		
1957	Ralph Hatley	6-4-0		
1956	Ralph Hatley	5-4-1		Burley
1955	Ralph Hatley	2-7-0		
1954	Ralph Hatley	3-4-3		
1953	Ralph Hatley	6-4-0		
1952	Ralph Hatley	2-7-0		

Year	Coach	Overall	C-USA	Bowl
1951	Ralph Hatley	5-3-0		
1950	Ralph Hatley	9-2-0		
1949	Ralph Hatley	9-1-0		
1948	Ralph Hatley	6-5-0		
1947	Ralph Hatley	6-2-1		
1942	Charlie Jamerson	2-7-0		
1941	C.C. Humphreys	6-3-0		
1940	C.C. Humphreys	5-5-0		
1939	C.C. Humphreys	3-7-0		
1938	Allyn McKeen	10-0-0		
1937	Allyn McKeen	3-6-0		
1936	Zach Curlin	0-9-0		
1935	Zach Curlin	1-6-1		
1934	Zach Curlin	3-3-2		
1933	Zach Curlin	7-1-1		
1932	Zach Curlin	4-5-0		
1931	Zach Curlin	2-5-2		
1930	Zach Curlin	6-3-1		
1929	Zach Curlin	8-0-2		
1928	Zach Curlin	5-3-2		
1927	Zach Curlin	5-3-1		
1926	Zach Curlin	1-8-0		
1925	Zach Curlin	0-7-1		
1924	Zach Curlin	1-7-1		
1923	Lester Barnard	6-3-0		
1922	Lester Barnard	5-2-2		
1921	Rollin Wilson	4-5-1		
1920	Elmore George	0-5-0		
1919	V.M. Campbell	3-4-0		
1918	John Childerson	1-4-0		
1917	V.M. Campbell	3-2-0		
1916	Tom Shea	2-3-1		
1915	Clyde Wilson	4-3-1		
1914	Clyde Wilson	3-5-0		
1913	Clyde Wilson	1-2-0		
1912	Clyde Wilson	1-2-1		

## Bowl Results (2-0)

Bowl	Opponent	Result	Year
Pasadena	San Jose State	W 28-9	1971
Burley	East Tennessee St.	W 32-12	1956



# Memphis School Records

## INDIVIDUAL GAME

Total Offense	375
Yards Rushing	260
Rushing Attempts	42
Yards Passing	355
Pass Attempts	45
Pass Completions	29
Yards Receiving	186
Receptions	10

## SEASON

Total Offense	1,877
Yards Rushing	1,059
Rushing Attempts	219
Yards Passing	2,249
Pass Attempts	316
Pass Completions	175
Yards Receiving	1,054
Receptions	74
Touchdown Catches	12
Interceptions	11
Points	101

## CAREER

Total Offense	4,565
Yards Rushing	2,636
Rushing Attempts	549
Yards Passing	4,311
Pass Attempts	662
Pass Completions	341
Yards Receiving	2,126
Receptions	147
Touchdown Catches	17
Interceptions	17
Points	263

## TEAM GAME

Points	70
Total Offense	659
Yards Rushing	507
Yards Passing	379
First Downs	37
Total Defense	87
Rushing Defense	-4
Passing Defense	5

## SEASON

Points	385
Total Offense	4,124
Yards Rushing	2,752
Yards Passing	2,249
First Downs	217
Fewest Points Allowed	26
Total Defense	1,324
Rushing Defense	758
Passing Defense	566


Rusty Trail vs. Southern Miss	Oct. 29, 1988
Paul Gowen vs. Tulsa	Nov. 1, 1969
Marcus Holliday vs. Tulane	Oct. 8, 1994
Rusty Trail vs. Southern Miss	Oct. 29, 1988
Steve Matthews vs. Mississippi State	Sept. 4, 1993
Steve Matthews vs. Mississippi State	Sept. 4, 1993
Bob Sherlag vs. Mississippi State	Oct. 16, 1965
four players; most recent:	
Isaac Bruce vs. USL	Sept. 18, 1993

Keith Benton	1990
Gerard Arnold	1998
Dave Casinelli	1963
Bernard Oden	1997
Bernard Oden	1997
Qadry Anderson	1996
Isaac Bruce	1993
Isaac Bruce	1993
Bill Robertson	1950
Jerry Todd	1968
Joe Allison	1992

Lloyd Patterson	1975-78
Dave Casinelli	1960-63
Dave Casinelli	1960-63
Danny Sparkman	1983-85
Danny Sparkman	1983-85
Steve Matthews	1992-93
Earnest Gray	1975-78
Damien Dodson	1996-99
Earnest Gray	1975-78
David Berrong	1967-69
Joe Allison	1989-92

vs. Tampa	Sept. 23, 1949
vs. Louisville	Nov. 22, 1969
vs. Tulsa	Nov. 1, 1969
vs. Mississippi State	Sept. 4, 1993
vs. Louisville	Nov. 22, 1969
vs. Texas-Arlington & vs. Tennessee Tech.	1962
vs. Mississippi	Nov. 6, 1993
vs. Southern Miss	Nov. 20, 1976

1949
1969
1960
1997
1972
1922
1962
1962
1962



Kamal Shakir



Fred Powell



# Memphis Primary Media

## PRINT MEDIA

**THE COMMERCIAL APPEAL (Daily)**  
495 Union Avenue  
Memphis, TN 38101  
Phone (main): 901-529-2360  
Fax: 901-529-2362  
Executive Sports Editor:  
John Stamm  
Phone: 901-529-2541  
Home: 901-794-7608  
E-Mail: stamm@gomemphis.com  
Asst. Editor: Gary Robinson  
Phone: 901-529-2543  
Beat Writer : Phil Stukenborg  
Phone: 901-529-2343  
E-Mail:  
stukenborg@gomemphis.com  
Basketball Beat Writer :  
Zack McMillin  
E-Mail: mcmillin@gomemphis.com  
Columnist: Geoff Calkins

**THE DAILY HELMSMAN**  
Meeman Journalism Bldg.  
University of Memphis  
Memphis, TN 38152  
Phone (main): 901-678-2192  
Fax: 901-678-4792  
E-mail: helmsmanlib@memphis.edu  
Sports Editor: LaKesha Whitaker

**TRI-STATE DEFENDER (Weekly)**  
124 East Calhoun Ave.  
Memphis, TN 38101  
Phone (main): 901-523-1818  
Fax: 901-523-1820  
Sports Editor: Bill Little

**WEST MEMPHIS EVENING TIMES (PM)**  
111 E. Bond  
West Memphis, AR 72301  
Phone (main): 501-735-1010  
Sports Editor: Billy Woods

**MEMPHIS FLYER (Weekly)**  
P.O. Box 687  
Memphis, TN 38101  
Phone (main): 901-521-9000  
Fax: 901-521-0129  
Managing Editor: Dennis Freeland (x450)  
Home: 901-324-1480

**JACKSON SUN (Daily, AM)**  
245 W. Lafayette  
Jackson, TN 38301  
Phone (main): 901-427-3333  
Fax: 901-425-9604  
E-mail: sun@aeneas.net  
Sports Editor: Dan Morris

**DE SOTO COUNTY TRIBUNE (Weekly)**  
P.O. Box 486  
Olive Branch, MS 38654  
Phone: 601-895-6220  
Fax: 601-895-4377  
Sports Editor: Tyler Chow

**GERMANTOWN NEWS (Weekly)**  
7545 North Street  
Germantown, TN 38138  
Phone (main): 901-754-0337  
Fax: 901-754-2961  
E-mail:  
Gtsports@midsouth.rr.com  
Sports Editor: Don Moore

**COVINGTON LEADER (Weekly)**  
P.O. Box 529  
Covington, TN 38019  
Phone: 901-476-7116  
Fax: 901-476-0373  
E-mail: rvandergrift@covingtonleader.com  
Sports Editor: Richard Vandergrift

**SHELBY SUN TIMES**  
7508 Capital  
Germantown, TN 38138  
Phone: 901-755-7386  
FAX: 901-755-0827  
E-mail: suntimes@bellsouth.net  
Editor: Wally Wellman

**NASHVILLE BANNER/THE TENNESSEAN**  
1100 Broadway  
Nashville, TN 37202  
Phone: 615-259-8255 or 8005  
FAX: 615-259-8260 or 8826  
Editors: Joe Biddle and David Climer

## WIRE SERVICES

**ASSOCIATED PRESS**  
495 Union Avenue  
Memphis, TN 38103  
Phone (main): 901-525-1972  
Fax: 901-529-2362  
Woody Baird  
E-mail: wbaird@ap.org

## TELEVISION MEDIA

**WMC-TV (NBC)**  
1960 Union Ave.  
Memphis, TN 38104  
Phone (main): 901-726-0410  
Fax: 901-278-7633  
Sports Director: Jarvis Greer  
Phone: 901-726-0568  
E-Mail: jgreer@wmcstations.com  
Producer: Marty Halpern  
Talent: Dave Cera 726-0410  
Carrie Anderson 726-0578  
Rob Taylor 726-0416

**WREG-TV (CBS)**  
P.O. Box 242205  
Memphis, TN 38103  
Phone (main): 901-543-2117  
Fax: 901-543-2167  
Glenn Carver, George Lapides,  
John Curry, Tim Journegan

**WPTY-TV (ABC)**  
2701 Union Ave.  
Memphis, TN 38104  
Phone : 901-323-2430  
FAX: 901-452-1820  
Sports Producer: Jamie Griffin  
Anchor: Greg Gaston  
E-mail: ggaston@abc24.com  
Talent: Brett Bullers  
Talent: Michael Eaves

**WHBQ-TV (FOX)**  
485 S. Highland  
Memphis, TN 38111  
Phone (main): 901-320-1345  
Fax: 901-320-1366  
Sports Director: Mike Ferreri  
E-Mail: news@fox13whbq.com  
Assistant Director: Dina Falco

**WKNO (IND.)**  
900 Getwell Road  
Memphis, TN 38152  
Phone (main): 901-458-2521  
Fax: 901-325-6506  
Prod. Mgr.: Joe Dixon

**WBBJ-TV (ABC/FOX)**  
346 Muse Street  
Jackson, TN 38305  
Phone (main): 901-424-4515  
Fax: 901-424-9299  
Sports Director: Eric Waddell

**WTVF-TV**  
474 James Robertson Parkway  
Nashville, TN 37219  
Phone: 615-248-5250  
FAX: 615-244-9883  
Director: Hope Hines

**WKRN-TV**  
441 Murfreesboro Road  
Nashville, TN 37210  
Phone: 615-248-7200  
FAX: 615-248-7329

**WSMV-TV**  
5700 Knob Road  
Nashville, TN 37209  
Phone: 615-353-2231  
FAX: 615-353-2343  
Rudy Kalvis

## RADIO MEDIA

**WMC**  
1960 Union Avenue  
Memphis, TN 38101  
Phone (main): 901-726-0555  
Fax: 901-272-9186  
Talent: Dave Woloshin  
E-Mail: wolo53@aol.com

**WGKX (FM), WHBX (AM)**  
965 Ridgeway Blvd., #102  
Memphis, TN 38120  
Phone (main): 901-682-1106  
Fax: 901-767-9531  
E-mail: rhettwalker@yahoo.com  
Director of News/Public Affairs-  
Rhett Walker  
Phone: 901-537-9136

**WREC**  
2032 Beale Street  
Memphis, TN 38103  
Phone (main): 901-578-1103  
(studio): 901-578-1144  
Fax: 901-525-8054  
Sports Director: Matt Dillon

**WLOK**  
363 South Second St.  
Memphis, TN 38103  
Phone (main): 901-527-9565  
Fax: 901-525-4322

**WUMR**  
University of Memphis  
Theatre and Communications  
Arts  
Memphis, TN 38152  
Phone (main): 901-678-3176  
Fax: 901-678-4331

**WDIA/WHRK**  
112 Union Avenue  
Memphis, TN 38103  
Phone (main): 901-529-4300  
Fax: 901-529-9557

**WRVR**  
News Director  
5904 Ridgeway Center Parkway  
Memphis, TN 38120  
Phone (main): 901-767-0104  
Fax: 901-767-0582  
Sports Director: David Wick  
Phone: 901-307-8144  
E-mail:  
tigerlinedave99@yahoo.com

# SOUTHERN MISS



**Dr. Horace Fleming Jr.**  
President



**Richard Giannini**  
Athletic Director



**Jeff Bower**  
Head Coach



**Sonya Varnell**  
SWA



**Regiel Napier**  
Football SID



**M.M. Roberts Stadium (33,000)**

## QUICK FACTS

Location: Hattiesburg, Miss.  
 Founded: 1910  
 Enrollment: 14,000  
 Nickname: Golden Eagles  
 Colors: Black and Gold  
 Stadium: M.M. Roberts Stadium (33,000)  
 President: Dr. Horace Fleming, Jr.  
 Faculty Athletics Rep.: Dr. Robert S. Boothe  
 Athletic Director: Richard Giannini  
 Senior Woman Adm.: Sonya Varnell  
 Head Coach: Jeff Bower

## FOOTBALL FACTS

Basic Offense	Multiple/One Back
Basic Defense	4-3
Lettermen Returning/Lost	50/18
Starters Returning	
Offense	8
Defense	7
Specialists	1
1999 Record	9-3
Postseason:	AXA Liberty Bowl
All-Time Record:	465-311-27 (.596)
Bowl Appearances:	11
Bowl Record:	4-7
Last Appearance:	1999, Liberty

## SPORTS INFORMATION

SID: Regiel Napier  
 Office Phone: 601/266-4503  
 Home Phone: 601/268-7777  
 Fax: 601/266-4507  
 E-Mail: regiel.napier@usm.edu  
 Website: www.athletics.usm.edu  
 Press Box Phone: 601/266-5523

# Golden Eagles



## 2000 SCHEDULE

Sept. 2	at Tennessee	6:30p
Sept. 16	at Alabama	8:00p
Sept. 23	at Oklahoma State	6:00p
<b>Sept. 30</b>	<b>MEMPHIS</b>	<b>6:00p</b>
Oct. 7	SOUTH FLORIDA	6:00p
<b>Oct. 14</b>	<b>at Tulane</b>	<b>2:30p</b>
<b>Oct. 28</b>	<b>at Houston</b>	<b>2:30p</b>
<b>Nov. 4</b>	<b>LOUISVILLE</b>	<b>2:00p</b>
<b>Nov. 11</b>	<b>at UAB</b>	<b>2:30p</b>
<b>Nov. 18</b>	<b>at Cincinnati</b>	<b>Noon</b>
<b>Nov. 24</b>	<b>EAST CAROLINA</b>	<b>12:30p</b>

All times are Central and subject to change  
*Conference games in bold italics.*



### JEFF BOWER

Hometown:  
 Alma Mater:  
 Birthdate:

Roswell, Ga.  
 Southern Miss '75  
 May 20, 1953

## Key Dates

**Veterans Report:** August 8  
**Freshmen Report:** August 4  
**Media Day:** August 13  
**Fall Classes Begin:** August 21

## 1999 RESULTS

<b>S6</b>	<b>TULANE</b>	<b>W</b>	<b>48-14</b>	<b>1-0</b>
S11	NORTHWESTERN (LA.) STATE	W	40-6	2-0
S18	at (4) Nebraska	L	13-20	2-1
S25	at (5) Texas A&M (ABC)	L	6-23	2-2
<b>09</b>	<b>at (16) East Carolina</b>	<b>W</b>	<b>39-22</b>	<b>3-2</b>
<b>016</b>	<b>ARMY</b>	<b>W</b>	<b>24-0</b>	<b>4-2</b>
<b>023</b>	<b>CINCINNATI</b>	<b>W</b>	<b>28-20</b>	<b>5-2</b>
O30	at (14) Alabama	L	14-35	5-3
<b>N6</b>	<b>at Memphis</b>	<b>W</b>	<b>20-5</b>	<b>6-3</b>
N13	LOUISIANA-LAFAYETTE	W	48-0	7-3
<b>N20</b>	<b>at Louisville</b>	<b>W</b>	<b>30-27</b>	<b>8-3</b>
D31	vs. Colorado State	W	23-17	9-3

(AXA Liberty Bowl)

### COACHING EXPERIENCE

1990-	Southern Miss	Head Coach - 59-43-1 (.578) 9 seasons
1990	Oklahoma State	Asst. Head Coach/Offensive Coord./Quarterbacks
1988-89	Southern Miss	Asst. Head Coach/Offensive Coord./Quarterbacks
1987	Wake Forest	Quarterbacks
1982-86	SMU	Quarterbacks
1978-81	Southern Miss	Quarterbacks/Wide Receivers
1976-77	Southern Miss	Graduate Assistant

**CAREER RECORD:** 59-43-1 (.578) 9 seasons

### COACHING STAFF

Offensive Coordinator/Offensive Line	Chris Klenakis (Carroll College '86)
Quarterbacks	Paul Petrino (Carroll College '90)
Running Backs	Shelton Gandy (Southern Miss '88)
Tight Ends	Mitch Rodrigue (Nicholls State '88)
Asst. Head Coach/Defensive Coord./	
Inside Linebackers	Dave Wommack (Missouri Southern '78)
Defensive Line	Randy Butler (Southern Miss '79)
Defensive Backs	Tyrone Nix (Southern Miss '95)
Outside Linebackers	Lytrell Pollard (Southern Miss '97)
Special Teams/Recruiting Coordinator	Chad O'Shea (Houston '95)

### FOOTBALL OFFICE

Phone: 601/266-4567 Fax 601/266-6597





## 1999 INDIVIDUAL LEADERS

Rushing	Att.	Yds.	Avg.	TD	Long
Derrick Nix	255	1054	4.1	8	70
DeWayne Woods	53	277	5.2	2	43
Brandon Francis	15	71	4.7	0	10
<b>TOTALS</b>	<b>422</b>	<b>1345</b>	<b>3.2</b>	<b>12</b>	<b>70</b>

Passing	Att.	Comp	Pct.	INT	Yards	TD
Jeff Kelly	260	153	58.8	11	2062	21
Cable Davis	37	13	35.1	3	213	2
<b>TOTALS</b>	<b>303</b>	<b>168</b>	<b>55.4</b>	<b>14</b>	<b>2319</b>	<b>23</b>

Receiving	Rec	Yds.	Avg.	TD	Long
Todd Pinkston	48	977	20.4	11	57
Sherrod Gideon	40	520	13.0	7	49
Shawn Mills	23	249	10.8	0	40
Dannye Fowler	20	221	11.1	2	28
<b>TOTALS</b>	<b>168</b>	<b>2319</b>	<b>13.8</b>	<b>23</b>	<b>57</b>

Field Goals	Made-Att.	Pct.	Long
Brent Hanna	11-18	.611	48

Punting	No.	Yards	Avg.	Long
Jamie Purser	54	2274	42.1	64
<b>TOTALS</b>	<b>58</b>	<b>2369</b>	<b>40.8</b>	<b>64</b>

Kickoff Returns	No.	Yards	Avg.	TDs	Long
Shawn Mills	14	277	19.8	0	33
Brandon Francis	7	132	18.9	0	27
<b>TOTALS</b>	<b>26</b>	<b>467</b>	<b>18.0</b>	<b>0</b>	<b>33</b>

Punt Returns	No.	Yards	Avg.	TD	Long
Shawn Mills	21	304	14.5	0	78
Sherrod Gideon	6	41	6.8	0	10
<b>TOTALS</b>	<b>30</b>	<b>288</b>	<b>9.6</b>	<b>1</b>	<b>65</b>

Tackles	Solos	Ast	Total
T.J. Slaughter	86	52	138
Chad Williams	52	56	108
Leo Barnes	48	56	104
Adalius Thomas	47	20	67
Ty Trahan	34	26	60
<b>TOTALS</b>	<b>741</b>	<b>457</b>	<b>1192</b>

Interceptions	No.	Yds.	Avg.	TD
Leo Barnes	3	100	33.3	1
Terrence Parrish	3	6	2.0	1
Ty Trahan	2	53	26.5	0
<b>TOTALS</b>	<b>15</b>	<b>185</b>	<b>12.3</b>	<b>3</b>

## 1999 TEAM STATISTICS

Category	USM	Opponents
First Downs	185	179
Rushes-Yards	422-1345	403-1006
Rushing Yards/Game	122.3	91.5
Passes Att./Comp./Int.	303-168-14	351-186-15
Completion Pct.	.554	.530
Passing Yards	2319	2229
Passing Yards/Game	210.8	202.6
Total Off. Plays/Yds	725-3664	754-3235
Total Offense/Game	333.1	294.1
Punts-Average	58-40.8	60-44.1
Punt Returns-Avg.	27-12.8	30-9.6
Kickoff Returns-Avg.	26-18.0	39-20.5
Interceptions-Yards	15-185	14-214
Fumbles-Lost	14-6	25-15
Penalties-Yards	81-612	73-629
3rd Down Conversions	64-159	51-168
3rd Down Conversion Percentage	.403	.304
4th Down Conversions	3-13	17-30
4th Down Conversion Percentage	.231	.560
Avg. Time of Possession	30:35	29:25

## Noting the Golden Eagles

- X** Southern Miss has lost just one Conference USA game over the past three seasons, posting a 17-1 record in league play over that time. In four years of C-USA action, the Golden Eagles have yet to lose a conference game at home, going 12-0.
- X** The opportunistic Southern Miss defense forced 30 turnovers last season, an improvement of 12 from the previous season. The defense forced opponents into 15 fumbles and picked off 15 passes.
- X** Junior running back DERRICK NIX is the first USM rusher to post back-to-back 1,000-yard seasons since Ben Garry in 1976 and 1977 and is the first in school history to do it in his freshman and sophomore years. Last season, he gained 1,054 yards on 295 carries, scoring eight TD's.
- X** In his first season as the starting quarterback, junior JEFF KELLY finished ninth in the nation in passing efficiency at 143.6. He threw for 21 touchdowns last season, which was the second-best single-season performance in Southern Miss history behind Lee Roberts and ahead of Brett Favre.
- X** Senior defensive back LEO BARNES is the second-leading returning tackler on the Golden Eagle defense after racking up 104 stops last season. He also had three interceptions for 100 yards and a fumble recovery.
- X** Senior defensive lineman CEDRIC SCOTT registered 52 tackles last season, including 12 tackles for losses of 54 yards. He trailed only All-American Adalius Thomas for the club lead in sacks with four.



# Southern Miss

## 2000 DEPTH CHART

(Returning starters in bold)

### LETTERMEN

Returning/Lost: 50/18

### STARTERS

Offensive Returning/Lost: 8/3

Defensive Returning/Lost: 7/4

Special Teams Returning/Lost: 1/1

### OFFENSE

WR Leroy Handy, Corey Hosey  
 QT **Jeremy Bridges**, Jason Jiminez  
 QG **Billy Clay**, Paul Ulrich  
 C **Zeb Landers**, Dennis Evans  
 SG Dennis Evans, Dan Reber  
 ST **Torrin Tucker**, Adam Gardner  
 TE **Buck Miciotto**, Orlando Dantzler  
 QB **Jeff Kelly**, Bobby Garner  
 RB **Derrick Nix**, Dawayne Woods  
 WR Shawn Mills, Ali Alherimi  
 FL **Dannye Fowler**, Antonio Gray

### DEFENSE

DE **Cedric Scott**, Marchene Hatchett  
 NT **DeQuincy Scott**, Gerald Mumford  
 DT **Daleroy Stewart**, John Nix, Travis Dorsey  
 DE Deric Scott, Brian Evans, Terrell Paul  
 OLB Roy Magee, Zaid Houston, Joe Henley  
 MLB Darris McKenzie, Rod Davis  
 OLB Chris Langston, Anthony Chapman  
 CB Keon Moore, Corey Yates  
 R **Leo Barnes**, Byron Gill  
 S **Chad Williams**, Joey Pinkston  
 CB **Raymond Walls**, Daryon Brutley

### SPECIALISTS

K **Brant Hanna**, Don Urquhart  
 P Mark Haulman, Jeff Klibert

### KEY LOSSES

WR Todd Pinkston  
 WR Sherrod Gideon  
 OL Shederick Blackmon  
 DE Adalius Thomas  
 LB T.J. Slaughter  
 LB Ty Trahan  
 DB Terrance Parrish  
 P Jamie Purser



Cedric Scott

## 2000 SPRING SIGNEES

NAME	POS	HT.	WT.	YR.	HOMETOWN/HS, JC or COLLEGE
Terry Anderson	LB	6-2	205	Fr.	New Orleans, La./McDonough 35
Travis Barber	OL	6-4	300	Fr.	Gurley, Ala./Madison County
Tim Blackwell	RB	5-10	185	Fr.	Mt. Olive, Miss./Mize
Michael Boley	LB	6-2	200	Fr.	Athens, Ala./Elkmont
Terrell Browden	TE	6-4	265	Fr.	Baton Rouge, La./Christian Life
Antoine Cash	DB	6-1	190	Fr.	Anguilla, Miss./South Delta
Dillon Cleckler	LB	6-1	220	Fr.	Pensacola, Fla./Pine Forest
Patrick Corbett	TE	6-5	225	Fr.	Kosciusko, Miss./Kosciusko
Seth Cumbie	DB	5-11	180	Fr.	Pace, Fla./Pace
Micky D'Angelo	QB	6-3	225	Fr.	Gulfport, Miss./Long Beach
Addaryl Edwards	OL	6-3	290	Fr.	Amite, La./Amite
Carmus Haynes	DB	5-10	170	Jr.	McComb, Miss./Southwest Mississippi CC
Pierre Hutchins	DB	5-10	175	Fr.	Tuscaloosa, Ala./Central
Kenneth Johnson	WR	5-10	170	Fr.	Gramercy, La./Lutcher
Anthony Jones	DL	6-6	230	Fr.	Greenville, Miss./Greenville
Rashun Jones	DL	6-4	275	Jr.	Tuscaloosa, Ala./East Mississippi CC
Seneca Jones	TE	6-5	240	Fr.	Birmingham, Ala./Ensley
Skylor Magee	LB	6-2	240	Fr.	Poplarville, Miss./Poplarville
Beau Maggio	LB	6-3	210	Fr.	DeRidder, La./East Beauregard
Jeremy Parquet	OL	6-6	315	Fr.	Norco, La./Destrehan
Myron Powe	OL	6-5	315	Fr.	Camden, Ala./Wilcox Central
Joseph Scott	LB	6-3	235	Fr.	Hattiesburg, Miss./Hattiesburg
Marcus Shannon	RB	6-2	185	Fr.	Wesson, Miss./Loyd Star
Jon Simmons	TE	6-5	235	Fr.	Jasper, Ala./Curry
Carsha Stromas	LB	6-1	200	Fr.	Cantonment, Fla./Tate
Zac White	QB	6-5	215	Fr.	Gardendale, Ala./Gardendale
Mike Williams	DL	6-4	250	Fr.	Tuscaloosa, Ala./Central
Bradley Worthington	OL	6-5	280	Fr.	Highland Home, Ala./Highland Home
Javar Young	OL	6-4	255	Fr.	Olive Branch, Miss./Olive Branch

# 2000 ROSTER



NO.	NAME	POS.	HT.	WT.	YR.	EXP.	HOMETOWN/HS, JC or COLLEGE
5	Ali Alherimi	WR	6-0	199	rJr.	1L	Navarre, Fla./Gulf Breeze/North Alabama
57	Trevor Baker	DS	6-4	240	Jr.	JC	/Itawamba CC
20	Leo Barnes	DB	6-1	202	Sr.	3L	Hattiesburg, Miss./Hattiesburg
7	Aaron Blanchard	WR	6-1	183	rFr.	SQ	Slidell, La./Slidell
45	Mark Bonis	LB	5-11	225	rSo.	1L	Slidell, La./Jesuit
13	Steve Bourquard	WR	5-8	179	rSo.	1L	New Orleans, La./Salmen
59	George Brice	DL	6-4	242	rFr.	SQ	Natchez, Miss./Natchez
73	Jeremy Bridges	OL	6-5	305	rSo.	1L	McComb, Miss./South Pike
5	Greg Brooks	DB	5-11	166	Fr.	HS	New Orleans, La./Shaw
12	Daryon Brutley	DB	6-0	185	rJr.	2L	Eufaula, Ala./Eufaula
58	Aaron Buckner	LB	6-1	231	rFr.	SQ	Terry, Miss./Terry
61	Karone Champagne	DB	5-10	186	rFr.	SQ	Hahnville, La./Hahnville
39	Anthony Chapman	LB	5-11	225	rSr.	2L	Gulfport, Miss./Gulfport
55	Billy Clay	OL	6-4	290	Sr.	1L	Longview, Texas/Pine Tree/Tyler JC
31	Otto Crawford	DB	5-9	200	rJr.	JC	Moss Point, Miss./Gulf Coast CC
23	Larry Crayton	DB	6-0	195	rFr.	SQ	Tampa, Fla./Tampa Catholic
58	Scott Croley	DS	6-0	230	rSo.	1L	Citronelle, Ala./Citronelle
84	Orlando Dantzler	TE	6-3	265	rJr.	2L	Purvis, Miss./Purvis
24	Clifton Davidson	K	5-7	153	rFr.	SQ	Starkville, Miss./Starkville
53	Rod Davis	LB	6-2	231	rFr.	SQ	Gulfport, Miss./Gulfport
42	Derek Delmarter	LB	6-2	230	rSo.	1L	Millry, Ala./Millry
92	Travis Dorsey	DL	6-3	264	rSo.	1L	New Orleans, La./Karr
56	Brian Evans	LB	6-4	232	rFr.	SQ	Mobile, Ala./Murphy
63	Dennis Evans	OL	6-2	275	rJr.	JC	Bartlett, Tenn./S.B.E.C./Northwest Miss. CC
81	Dannye Fowler	WR	5-10	175	rJr.	2L	Hueytown, Ala./Shades Valley
68	Adam Gardner	OL	6-3	292	rFr.	SQ	New Orleans, La./De LaSalle
10	Bobby Garner	QB	6-2	198	So.	1L	Gulfport, Miss./Gulfport
18	Bryan Garrison	DB	5-7	171	rFr.	SQ	Jackson, Miss./Clinton
27	Byron Gill	DB	5-10	189	rSr.	2L	Baton Rouge, La./Woodlawn
74	Nathan Grace	OL	6-6	344	rJr.	JC	Ocean Springs, Miss./St. Martin/Miss. Gulf Coast CC
85	Antonio Gray	WR	5-11	185	rJr.	1L	Trinity, Ala./West Morgan
29	James Green	TE	6-1	245	So.	SQ	Natchez, Miss./Natchez
9	Kwantrell Green	WR	5-8	182	rSo.	SQ	New Orleans, La./Riverdale
31	Steven Griffin	RB	5-9	185	rFr.	SQ	Okolona, Miss./Amory
82	LeRoy Handy	WR	6-1	195	rSo.	1L	Beaumont, Miss./Perry Central
37	Brant Hanna	K	6-2	205	rJr.	2L	Natalbany, La./Hammond
95	Marchene Hatchett	DL	6-2	241	rJr.	SQ	West Point, Miss./West Point/East Miss. CC
23	Mark Haulman	K	6-0	175	rSo.	1L	Vicksburg, Miss./Warren Central
2	Joe Henley	LB	6-0	220	So.	1L	Gainesville, Fla./Gainesville
71	Jim Hicks	OL	6-4	269	rFr.	SQ	Philadelphia, Miss./Philadelphia
6	Corey Hosey	WR	6-0	184	So.	SQ	Bay Springs, Miss./Bay Springs
30	Marchello Hoskins	DB	5-10	170	rFr.	FR	Philadelphia, Miss./Neshoba Central
38	Zaid Houston	LB	6-2	230	rSr.	3L	Bogalusa, La./Bogalusa
65	Rashaad Jackson	OL	6-2	358	rFr.	SQ	New Orleans, La./Eleanor McMain
25	Greg James	WR	5-10	158	rSo.	SQ	Vicksburg, Miss./Vicksburg
75	Jason Jimenez	OL	6-7	292	rSo.	SQ	Orlando, Fla./Cypress Creek
36	Curtis Jones	K	5-8	164	Jr.	JC	Greenwood, Miss./Carroll Academy/Holmes CC
27	Dominic Kael	RB	5-7	180	rFr.	SQ	Hammond, La./Hammond
17	Jeff Kelly	QB	6-2	199	rJr.	2L	Deerpark, Ala./Citronelle
89	Kendrick Key	TE	6-4	266	rJr.	JC	Batesville, Miss./South Panola/Northwest Miss. CC
20	Jeff Klibert	K	6-0	219	rSo.	SQ	New Orleans, La./Jesuit
67	Zeb Landers	OL	6-3	286	rSo.	1L	Northport, Ala./Tuscaloosa County
48	Chris Langston	LB	6-2	218	rSo.	1L	Magee, Miss./Magee
21	Rocky Lewis	P/K	6-1	175	rFr.	SQ	Mobile, Ala./Satsuma
33	Patrick McCrory	DS	6-0	160	rSr.	2L	Petal, Miss./Petal/Memphis
50	Darris McKenzie	LB	6-2	236	rFr.	SQ	Dothan, Ala./Dothan
25	Roy Magee	LB	6-2	220	rJr.	2L	Mandeville, La./Mandeville
69	Brandon Marks	OL	6-6	325	rFr.	SQ	New Orleans, La./De LaSalle
88	Buck Miciotto	TE	6-3	265	rSo.	1L	Lafayette, La./St. Thomas More
83	Shawn Mills	WR	6-1	179	rSr.	1L	Enid, Okla./Enid/Northeast Oklahoma A&M
77	Ernie Moore	OL	6-6	245	rJr.	1L	Slidell, La./Salmen
21	Keon Moore	DB	6-0	195	rSr.	2L	Wiggins, Miss./Stone
28	Joseph Mukes	RB	6-0	219	rJr.	SQ	Jackson, Miss./Jim Hill
93	Gerald Mumford	DL	6-3	255	rSr.	3L	Jackson, Miss./Callaway
32	Kelby Nance	RB	6-0	234	rSr.	3L	Hattiesburg, Miss./Hattiesburg
43	Derrick Nix	RB	6-2	226	Jr.	2L	Attalla, Ala./Etowah
98	John Nix	DL	6-3	290	rSr.	3L	Lucedale, Miss./George County
52	Terrell Paul	LB	6-3	222	rFr.	SQ	Troy, Ala./Charles Henderson
3	Joey Pinkston	DB	6-0	185	rSr.	1L	Forest, Miss./Forest/East Central CC
28	Eric Pruitt	DB	6-0	185	rFr.	SQ	Theodore, Ala./Theodore
14	Alex Ray	DB	5-10	197	rFr.	SQ	Vicksburg, Miss./Warren Central
72	Dan Reber	OL	6-5	270	rSo.	SQ	Marietta, Ga./Sprayberry
96	Cedric Scott	DL	6-5	278	rSr.	3L	Gulfport, Miss./Gulfport
41	Deric Scott	DL	6-2	262	rSr.	3L	Monroeville, Ala./Monroe Co.
78	DeQuincy Scott	DL	6-1	265	rSr.	3L	Laplace, La./East St. John
19	Drew Siders	K	5-9	176	rFr.	SQ	Hattiesburg, Miss./Oak Grove
90	Daleroy Stewart	DL	6-4	305	Sr.	3L	Vero Beach, Fla./Vero Beach Senior
57	Bon Suarez	LB	5-11	225	rSo.	SQ	Hammond, La./St. Thomas Aquinas
16	Louis Thomas	DB	5-8	170	rFr.	SQ	Natchez, Miss./Natchez
76	Torrin Tucker	OL	6-6	315	rSo.	1L	Meridian, Miss./SE Lauderdale
79	Paul Ulrich	OL	6-3	270	rJr.	1L	Pearl, Miss./Pearl
30	Don Urquhart	K	5-10	192	rSo.	1L	Mobile, Ala./UMS Wright
18	Kyle Vanderford	K	5-9	169	rSo.	SQ	Northport, Ala./Tuscaloosa Co.
51	Chris Vaughn	LB	6-0	210	rSo.	1L	Marraro, La./Shaw
86	Douglas Waller	DL	6-4	296	rFr.	SQ	Defuniak Springs, Fla./Walton
19	Raymond Walls	DB	5-11	175	Sr.	3L	Kentwood, La./Kentwood
11	John Whitehead	WR	5-10	177	rFr.	SQ	Jackson, Miss./Hillcrest Christian
9	Chad Williams	DB	5-10	200	Jr.	2L	Birmingham, Ala./Wenonah
46	Nelson Wilson	LB	5-11	260	rFr.	SQ	Jackson, Miss./Murrrah
99	Isah Winborne	DL	6-0	304	rFr.	SQ	Hattiesburg, Miss./Hattiesburg
22	Dawayne Woods	RB	5-7	194	rJr.	2L	Slidell, La./Salmen
29	Corey Yates	DB	5-10	172	rSo.	1L	Holly Springs, Miss./Holly Springs



Derrick Nix



Leo Barnes



Dannye Fowler



# Southern Miss

Year	Coach	Overall	C-USA	Bowl
1999	Jeff Bower	9-3-0	6-0	Liberty
1998	Jeff Bower	7-5-0	5-1	Humanitarian
1997	Jeff Bower	9-3-0	6-0	Liberty
1996	Jeff Bower	8-3-0	4-1	
1995	Jeff Bower	6-5-0		
1994	Jeff Bower	6-5-0		
1993	Jeff Bower	3-7-1		
1992	Jeff Bower	7-4-0		
1991	Jeff Bower	4-7-0		
1990	C. Hallman/J. Bower	8-4-0		All-American
1989	Curley Hallman	5-6-0		
1988	Curley Hallman	10-2-0		Independence
1987	Jim Carmody	6-5-0		
1986	Jim Carmody	6-5-0		
1985	Jim Carmody	7-4-0		
1984	Jim Carmody	4-7-0		
1983	Jim Carmody	7-4-0		
1982	Jim Carmody	7-4-0		
1981	Bobby Collins	9-2-1		Tangerine
1980	Bobby Collins	9-3-0		Independence
1979	Bobby Collins	6-4-1		
1978	Bobby Collins	7-4-0		
1977	Bobby Collins	6-6-0		
1976	Bobby Collins	3-8-0		
1975	Bobby Collins	8-3-0		
1974	P.W. Underwood	6-5-0		
1973	P.W. Underwood	6-4-1		
1972	P.W. Underwood	3-7-1		
1971	P.W. Underwood	6-5-0		
1970	P.W. Underwood	5-6-0		
1969	P.W. Underwood	5-5-0		
1968	P.W. Underwood	4-6-0		
1967	Thad (Pie) Vann	6-3-0		
1966	Thad (Pie) Vann	6-4-0		
1965	Thad (Pie) Vann	7-2-0		
1964	Thad (Pie) Vann	6-3-0		
1963	Thad (Pie) Vann	5-3-1		
1962	Thad (Pie) Vann	9-1-0		
1961	Thad (Pie) Vann	8-2-0		
1960	Thad (Pie) Vann	6-4-0		
1959	Thad (Pie) Vann	6-4-0		
1958	Thad (Pie) Vann	9-0-0		Tangerine
1957	Thad (Pie) Vann	8-3-0		Tangerine
1956	Thad (Pie) Vann	7-2-1		
1955	Thad (Pie) Vann	9-1-0		
1954	Thad (Pie) Vann	6-4-0		
1953	Thad (Pie) Vann	9-2-0		Sun
1952	Thad (Pie) Vann	10-2-0		Sun
1951	Thad (Pie) Vann	6-5-0		
1950	Thad (Pie) Vann	5-5-0		

Year	Coach	Overall	C-USA	Bowl
1949	Thad (Pie) Vann	7-3-0		
1948	Reed Green	7-3-0		
1947	Reed Green	7-3-0		
1946	Reed Green	7-3-0		
1942	Reed Green	4-0-0		
1941	Reed Green	9-0-1		
1940	Reed Green	7-4-0		
1939	Reed Green	4-2-3		
1938	Reed Green	7-2-0		
1937	Reed Green	7-3-0		
1936	Pooley Hubert	7-2-1		
1935	Pooley Hubert	6-4-0		
1934	Pooley Hubert	3-4-2		
1933	Pooley Hubert	3-5-2		
1932	Pooley Hubert	5-4-0		
1931	Pooley Hubert	3-5-1		
1930	John Lumpkin	3-5-1		
1929	W.B. Saunders	2-6-1		
1928	W.B. Saunders	4-5-0		
1927	Herschel Bobo	3-4-1		
1926	Herschel Bobo	3-4-1		
1925	Herschel Bobo	0-6-0		
1924	Herschel Bobo	3-3-2		
1923	O.V. Austin	3-3-0		
1922	O.V. Austin	2-6-0		
1921	O.V. Austin	3-4-0		
1920	B.B. O'Mara	5-2-1		
1919	Cephus Anderson	4-1-2		
1916	A.B. Dillie	0-2-0		
1915	A.B. Dillie	4-4-0		
1914	A.B. Dillie	1-2-1		
1913	M.J. Williams	1-5-1		
1912	R.G. Slay	2-1-0		

## Bowl Results (4-7)

Bowl	Opponent	Result	Year
Liberty	Colorado St.	W 23-17	1999
Humanitarian	Idaho	L 35-42	1998
Liberty	Pittsburgh	W 41-7	1997
All-American	North Carolina St.	L 27-31	1990
Independence	Texas-El Paso	W 38-18	1988
Tangerine	Missouri	L 17-19	1981
Independence	McNeese St.	W 16-14	1980
Tangerine	East Texas St.	L 9-10	1958
Tangerine	West Texas St.	L 13-20	1957
Sun	Pacific	L 7-26	1954
Sun	Texas-El Paso	L 14-37	1953



# Southern Miss School Records

## INDIVIDUAL GAME

Total Offense	376	Jeff Bower vs. Texas-Arlington . . . . . Oct. 20, 1973
Yards Rushing	304	Sam Dejarnette vs. Florida State . . . Sept. 25, 1982
Rushing Attempts	43	Sam Dejarnette vs. Florida State . . . Sept. 25, 1982
Yards Passing	398	Lee Roberts vs. Houston . . . . . Nov. 9, 1995
Pass Attempts	49	Tommy Boutwell vs. San Diego State & vs. Richmond . . . . . 1968
Pass Completions	26	Brett Favre vs. East Carolina . . . . . Nov. 25, 1989
Yards Receiving	260	Kendrick Lee vs. Houston . . . . . Nov. 9, 1995
Receptions	10	Kendrick Lee vs. Houston . . . . . Nov. 9, 1995

## SEASON

Total Offense	2,563	Brett Favre . . . . . 1989
Yards Rushing	1,545	Sam Dejarnette . . . . . 1982
Rushing Attempts	311	Sam Dejarnette . . . . . 1982
Yards Passing	2,588	Brett Favre . . . . . 1989
Pass Attempts	381	Brett Favre . . . . . 1989
Pass Completions	206	Brett Favre . . . . . 1989
Yards Receiving	1,186	Sherrod Gideon . . . . . 1998
Receptions	66	Sherrod Gideon . . . . . 1998
Touchdown Catches	13	Sherrod Gideon . . . . . 1998
Interceptions	8	Ray Guy, 1972, Billy Devrow, 1965 and Bubba Phillips . . . . . 1949
Points	120	Sammy Winder . . . . . 1980

## CAREER

Total Offense	7,606	Brett Favre . . . . . 1987-90
Yards Rushing	3,595	Ben Garry . . . . . 1974-77
Rushing Attempts	723	Ben Garry . . . . . 1974-77
Yards Passing	7,695	Brett Favre . . . . . 1987-90
Pass Attempts	1,169	Brett Favre . . . . . 1987-90
Pass Completions	613	Brett Favre . . . . . 1987-90
Yards Receiving	3,214	Sherrod Gideon . . . . . 1996-99
Receptions	193	Sherrod Gideon . . . . . 1996-99
Touchdown Catches	30	Sherrod Gideon . . . . . 1996-99
Interceptions	25	Bubba Phillips . . . . . 1947-50
Points	234	Sammy Winder . . . . . 1978-81

## TEAM GAME

Points	76	vs. Northwestern Louisiana . . . . . Oct. 13, 1951
Total Offense	630	vs. Texas-Arlington . . . . . Oct. 3, 1981
Yards Rushing	502	vs. Virginia Tech . . . . . Nov. 15, 1958
Yards Passing	345	vs. Memphis . . . . . Oct. 28, 1989
First Downs	35	vs. East Carolina . . . . . Oct. 5, 1968
Total Defense	5	vs. Elon . . . . . Sept. 17, 1955
Rushing Defense	-57	vs. Lamar . . . . . Nov. 1, 1975
Passing Defense	-4	vs. Parris College . . . . . Sept. 26, 1953

## SEASON

Points	402	1952
Total Offense	4,575	1952
Yards Rushing	3,651	1952
Yards Passing	2,762	1998
First Downs	240	1952
Fewest Points Allowed	62	1967
Total Defense	1,181	1963
Rushing Defense	541	1967
Passing Defense	439	1955



Jeff Kelly



DeQuincy Scott



# Southern Miss Primary Media

football 2000

## PRINT MEDIA

**HATTIESBURG AMERICAN (Daily/pm)**  
P. O. Box 1111  
Hattiesburg, MS 39401  
Phone (main): 601-584-3110  
Fax: 601-583-8244  
Sports Editor: Chuck Abadie  
Asst. Sports Editor: Alan Hinton  
Beat Writer: Tim Doherty  
Home 601-545-1602

**JACKSON CLARION LEDGER (Daily/AM)**  
P. O. Box 40  
Jackson, MS 39205  
Phone (main): 601-961-7000  
Fax: 601-961-7224  
Sports Editor: Donald Dodd  
Beat Writer: Todd Kelly  
E-Mail: tkelly@jackson.gannett.com  
Columnist: Rick Cleveland

**BILOXI SUN HERALD (Daily)**  
www.sunherald.com  
P. O. Box 4567  
Gulfport, MS 39535  
Phone (main): 601-896-2100  
Fax: (601) 896-2104  
E-mail: biloxisports@sunherald.com  
Sports Editor: Kate Magandy  
Beat Writer: Jim Mashek  
Beat Writer: Al Jones

**MISSISSIPPI PRESS (Daily/AM)**  
P. O. Box 849  
Pascagoula, MS 39568-0849  
Phone (main): 1-800-655-6597  
(228) 762-1111  
Fax: 601-934-1474  
Sports Editor: Curtis Rockwell  
Beat Writer: Arthur Jaramillo  
E-mail: mpress@datasync.com

**MOBILE PRESS-REGISTER (Daily)**  
P. O. Box 2488  
Mobile, AL 36630  
Phone (main): 334-433-3467  
Fax: 334-434-8662  
Sports Editor: John Cameron  
Beat Writer: Kim Shugart  
E-mail: kshugart@mobileregister.com

**THE DAILY LEADER (Mon-Fri, Sun/PM)**  
P. O. Box 551  
Brookhaven, MS 39601  
Phone (main): 601-833-6961  
Fax: 601-833-6714  
E-mail: news@dailyleader.com  
Sports Editor: Tom Goetz

**LAUREL LEADER-CALL (Daily/PM)**  
P. O. Box 728  
Laurel, MS 39440  
Phone (main): 601-428-0551  
Fax: 601-426-3550  
E-Mail: llc@c-gate.net  
Sports Editor: Richard Strength  
(x30)  
Reporter: Scott Weems  
Photo Editor: Don Hill

**PICAYUNE ITEM**  
P. O. Box 580  
Picayune, MS 39466  
Phone (main): 601-798-4766  
Fax: 601-798-8602  
Sports Editor: Rob Sigler

**NE MISS. DAILY JOURNAL**  
P. O. Box 909  
Tupelo, MS 38802  
Phone (main): 601-842-2611  
Fax: 601-842-2233  
Sports Editor: Gene Phelps

**MERIDIAN STAR**  
P. O. Box 1591  
Meridian, MS 93302  
Phone (main): 601-693-1551  
Fax: 601-485-1275  
E-mail: sports@meridianstar.com  
Sports Editor: Jeff Christian  
Reporter: Richard B. Dark

**COLUMBIAN-PROGRESS**  
P. O. Box 1171  
Columbus, MS 39429  
Phone (main): 601-736-2611  
Fax: 601-736-4507  
E-mail: cp@pearlriver.net  
Sports Editor: Ben Rushing

**MAGEE COURIER**  
P. O. Box 338  
Magee, MS 39111  
Phone (main): 601-849-3434  
Fax: 601-849-6828  
E-mail: courier@meta3.net  
Sports Editor: Forrest Hailey

**STUDENT PRINT**  
USM SS#5088  
Hattiesburg, MS 39406-5088  
Phone (main): 601-266-4266  
Fax: 601-266-4263  
E-mail: printz@usm.edu  
Sports Editor: Paris Moulden

**ENTERPRISE JOURNAL**  
P.O. Box 910  
McComb, MS 39648  
Phone: (601) 684-2421  
FAX: (601) 684-0836  
E-mail: sports@enterprise-journal.com  
Sports Editor: Randy Hammonds

**VICKSBURG EVENING POST**  
P.O. Box 821668  
Vicksburg, MS 39182  
Phone: (601) 636-4545  
FAX: (601) 634-0897  
Sports Editor: Mark Thornton  
E-mail: mthornton@vicksburg.com

**NATCHEZ DEMOCRAT**  
P.O. Box 1447  
Natchez, MS 39120  
Phone: (601) 442-9101  
FAX: (601) 442-7315  
Joey Martin

**NEWS COMMERCIAL**  
P.O. Drawer 1299  
Collins, MS 39428  
Phone: (601) 765-8275  
FAX: (601) 765-6952  
E-mail: newscomm@megagate.com  
Jamie Arrington

**WAYNE COUNTY NEWS**  
P.O. Box 509  
Waynesboro, MS 39367  
Phone: (601) 735-4341  
FAX: (601) 956-5228

## WIRE SERVICES

**ASSOCIATED PRESS**  
Capital Towers  
125 South Congress  
Suite L-170  
Jackson, MS 39201  
Phone (main): 601-948-5897  
Fax: 601-948-7975  
Ralph Russo  
E-mail: rrusso@ap.org

**MISSISSIPPI NETWORK**  
6310 I-55 North  
Jackson, MS 39211  
Phone: (601) 957-1700  
FAX: (601) 956-5228  
Dixon Williams

## TELEVISION MEDIA

**WDAM (NBC)**  
P. O. Box 16269  
Hattiesburg, MS 39404  
Phone (main): 601-544-4730  
Fax: 601-584-9302  
Sports Director: Mitch Williams  
Home: 601-264-4956  
E-Mail: mwilliams@raycommmedia.com  
Talent: Steve Nissim

**WHLT (CBS)**  
5912 U.S. Hwy 49  
Cloverleaf Mall Suite A  
Hattiesburg, MS 39401  
Phone (main): 601-545-4475  
Fax: 601-544-9099  
Sports Director: Tom Coltz

**WLOX (ABC)**  
P. O. Box 4596  
Biloxi, MS 39535  
Phone (main): 228-896-1313  
Fax: 601-385-1303  
Sports Director: A. J. Giardina  
Phone: (228) 896-2587  
E-mail: agiardina@wlox.com

**WXXV (FOX)**  
P. O. Box 2500  
Gulfport, MS 39505  
Phone (main): 601-832-2525  
Fax: 601-385-1303  
Sports: Scott Walker

**WAPT (ABC)**  
P. O. Box 10297  
Jackson, MS 39209  
Phone (main): 601-922-1652  
Fax: 601-922-1663  
Sports Director: Rick Whitlow  
Talent: Tony Bahou  
E-mail: abahou@hotmail.com  
Talent: Derek Guin

**WJTV (CBS)**  
P. O. Box 8887  
Jackson, MS 39204  
Phone (main): 601-372-6311  
Fax: 601-373-8401  
Sports Director: Lee Owens  
Phone: (601) 346-1028  
E-mail: lowen24562@aol.com  
Fax: 601-956-5228  
Weekends: Greg Flynn

**WLBT (NBC)**  
P. O. Box 1712  
Jackson, MS 39215  
Phone (main): 601-948-3333  
Fax: 601-355-7830  
Sports Director: Rob Jay

**WTOK (ABC)**  
P.O. Box 2988  
Meridian, MS 39305  
Phone (main): 601-693-1441  
Fax: 601-483-3266  
Sports Director: Lindsey Hall  
Asst. Director: Gary Harris

## RADIO MEDIA

**WFFF**  
P. O. Box 550  
Phone (main): 601-736-1360  
Fax: 601-736-1361  
News Director: Ronnie Geiger

**WBBN**  
P. O. Box 6408  
Laurel, MS 39441  
Phone (main): 601-649-0095  
Fax: 601-649-8911  
Sports Director: Rob Lehman  
E-mail: roblehman@rock104.com

**WNLS**  
Rt. 2, Box 151  
Laurel, MS 93440  
Phone (main): 601-425-1491  
Fax: 601-426-8255  
General Manager: Kay Hilton

**WMFM**  
P. O. Box 16928  
Hattiesburg, MS 39404-6298  
Phone: 601-545-1063  
Fax: 601-583-8817  
General Manager: Bill Hickman

**WORW-AM / WMJG-FM**  
1204 Graveline  
Hattiesburg, MS 39401  
Phone: (601) 544-1941  
FAX: (601) 544-1947  
Sports Director: Bernon Floyd

**WBKH-AM**  
P.O. Box 15216  
Hattiesburg, MS 39404  
Phone: (601) 582-9595  
FAX: (601) 544-1947  
E-mail: wbkh@juno.com

**WJSM - FM**  
Box 10045  
Hattiesburg, MS 39406  
Phone: (601) 266-4287  
FAX: (601) 266-4288  
E-mail: wusm@usm.edu

**USM RADIO NETWORK**  
USM Athletic Department  
Hattiesburg, MS 39406-5161  
Phone: (601)-266-5017  
Fax: 601-266-4507  
Play-by-Play: John Cox  
Analyst: Vic Pervis  
Home: 606-384-4187  
10221 Ash Creek Dr.  
Union, KY 41091-9054



# TULANE



**Dr. Scott Cowen**  
President



**Rick Dickson**  
Athletic Director




**Chris Scelfo**  
Head Coach



**Megan Drucker**  
SWA



**Donna Turner**  
Football SID



*Louisiana Superdome (69,767)*

## QUICK FACTS

Location: New Orleans, La.  
 Founded: 1834  
 Enrollment: 11,300  
 Nickname: Green Wave  
 Colors: Olive Green and Sky Blue  
 Stadium: Louisiana Superdome (69,767)  
 President: Dr. Scott Cowen  
 Faculty Athletics Rep.: Gary Roberts  
 Athletic Director: Rick Dickson  
 Senior Woman Adm.: Megan Drucker  
 Head Coach: Chris Scelfo

## FOOTBALL FACTS

Basic Offense	Multiple
Basic Defense	Multiple 4-3
Lettermen Returning/Lost	46/10
Starters Returning	
Offense	8
Defense	9
Specialists	2
1999 Record	3-8
Postseason:	None
All-Time Record:	446-497-36 (.474)
Bowl Appearances:	9
Bowl Record:	3-6-0
Last Appearance:	1998, Liberty

## SPORTS INFORMATION

Assistant AD/Football SID: Donna Turner  
 Office Phone: 504/865-5506  
 Home Phone: TBA  
 Fax: 504/865-5512  
 E-Mail: [dturner@mailhost.tcs.tulane.edu](mailto:dturner@mailhost.tcs.tulane.edu)  
 Website: [www.TulaneGreenWave.com](http://www.TulaneGreenWave.com)  
 Press Box Phone: 504/587-3868

# Green Wave



# Tulane

## 2000 SCHEDULE

Sept. 2	at Mississippi	6:00p
<b>Sept. 16</b>	<b>at East Carolina</b>	<b>2:30p</b>
Sept. 23	at SMU	6:00p
<b>Sept. 30</b>	<b>CINCINNATI</b>	<b>5:00p</b>
Oct. 7	at Louisiana	1:00p
<b>Oct. 14</b>	<b>SOUTHERN MISS</b>	<b>2:30p</b>
<b>Oct. 21</b>	<b>at Army</b>	<b>11:00a</b>
<b>Oct. 28</b>	<b>at Louisville</b>	<b>1:00p</b>
<b>Nov. 4</b>	<b>HOUSTON</b>	<b>5:00p</b>
Nov. 11	NAVY	5:00p
<b>Nov. 18</b>	<b>MEMPHIS</b>	<b>5:00p</b>

All times are Central and subject to change  
Conference games in bold italics.



**CHRIS SCELFO**

## Key Dates

**Veterans Report:** August 11  
**Freshmen Report:** August 8  
**Media Day:** TBA  
**Fall Classes Begin:** August 30

Hometown: New Iberia, La.  
 Alma Mater: Northeast Louisiana '85  
 Birthdate: September 30, 1963

### COACHING EXPERIENCE

1998-	Tulane	Head Coach - 4-8-0 (.333) 1 season
1996-98	Georgia	Assistant Head Coach/Offensive Line
1990-95	Marshall	Offensive Coordinator/Offensive Line
1988-89	Oklahoma	Graduate Assistant
1986-87	Northeast Louisiana	Assistant Offensive Line/Tight Ends
1986	River Oaks (La.) HS	Assistant Coach

**CAREER RECORD:** 4-8-0 (.333) 1 season

### COACHING STAFF

Assistant Head Coach/Quarterbacks	Frank Scelfo (Northeast Louisiana '81)
Defensive Coordinator/Inside Linebackers	Pete McGinnis (Jacksonville State '77)
Wide Receivers	Trooper Taylor (Baylor '92)
Running Backs/Recruiting Coordinator	TBA
Offensive Line	Don Mahoney (Marshall '92)
Tight Ends	David Oliver (Northern Colorado '94)
Outside Linebackers	Garret Chachere (Tulane '92)
Defensive Line	Giff Smith (Georgia Southern '91)
Secondary	Joey Houston (Gardner-Webb '95)

### FOOTBALL OFFICE PHONE:

504/865-5355 Fax: 504/865-5379

## 1999 RESULTS

<b>S6</b>	<b>at Southern Miss</b>	<b>L</b>	<b>14-48</b>	<b>0-1</b>
S11	SMU	W	53-19	1-1
<b>S18</b>	<b>ARMY</b>	<b>W</b>	<b>48-28</b>	<b>2-1</b>
O2	at (22) Syracuse	L	17-47	2-2
O9	at (25) Mississippi	L	13-20	2-3
O16	LOUISIANA-LAFAYETTE	W	48-32	3-3
<b>O23</b>	<b>at (20) East Carolina</b>	<b>L</b>	<b>7-52</b>	<b>3-4</b>
<b>O30</b>	<b>MEMPHIS</b>	<b>L</b>	<b>7-49</b>	<b>3-5</b>
<b>N6</b>	<b>at Houston</b>	<b>L</b>	<b>31-36</b>	<b>3-6</b>
N13	at Navy	L	21-45	3-7
<b>N20</b>	<b>UAB</b>	<b>L</b>	<b>20-23 (ot)</b>	<b>3-8</b>





1999 INDIVIDUAL LEADERS

Table with 6 columns: Rushing, Att., Yds., Avg., TD, Long. Rows include Toney Converse, Derrick Joseph, John Wilson, and TOTALS.

Table with 7 columns: Passing, Att., Comp, Pct., INT, Yards, TD. Rows include Patrick Ramsey, Derrick Joseph, and TOTALS.

Table with 6 columns: Receiving, Rec, Yds., Avg., TD, Long. Rows include JaJuan Dawson, Adrian Burnette, Terrell Harris, John Wilson, and TOTALS.

Table with 4 columns: Field Goals, Made-Att., Pct., Long. Row includes Seth Marler.

Table with 5 columns: Punting, No., Yards, Avg., Long. Rows include Casey Roussel and TOTALS.

Table with 6 columns: Kickoff Returns, No., Yards, Avg., TDs, Long. Rows include Toney Converse, JaJuan Dawson, and TOTALS.

Table with 6 columns: Punt Returns, No., Yards, Avg., TD, Long. Rows include John Wilson, Jeff Sanchez, and TOTALS.

Table with 4 columns: Tackles, Solos, Ast, Total. Rows include Noel Ellis, Jerry Phillips, Delondo Davis, Sam Knight, Jamal Jones, and TOTALS.


Table with 5 columns: Interceptions, No., Yds., Avg., TD. Rows include Sam Knight, Ky Joseph, Jeff Sanchez, and TOTALS.

1999 TEAM STATISTICS

Table with 3 columns: Category, TU, Opponents. Rows include First Downs, Rushes-Yards, Rushing Yards/Game, Passes Att./Comp./Int., Completion Pct., Passing Yards, Passing Yards/Game, Total Off. Plays/Yds, Total Offense/Game, Punts-Average, Punt Returns-Avg., Kickoff Returns-Avg., Interceptions-Yards, Fumbles-Lost, Penalties-Yards, 3rd Down Conversions, 3rd Down Conversion Percentage, 4th Down Conversions, 4th Down Conversion Percentage, and Avg. Time of Possession.

Noting the Green Wave

- X Senior wide receiver ADRIAN BURNETTE enjoyed a breakout season in 1999, catching 79 passes for 1,095 yards and seven TDs. He and graduated senior JaJuan Dawson were the only teammates in Division I-A that each recorded more than 1,000 receiving yards.
X Junior PATRICK RAMSEY set the Tulane single-season record for pass attempts last season with 513 and his 25 TD passes were the most by a sophomore in school history. He was the first Green Wave quarterback to throw for 400 yards in a game and also was the first to pass for more than 300 yards in five straight games.
X Senior linebacker JERRY PHILLIPS recorded six double-figure tackle games last season, finishing with a team-high 97 total stops.
X SETH MARLER was named to the C-USA All-Freshman team as well as to the All-Conference second team last season. He led the league in field goals with 15 and is the conference's leading returning scorer after putting 75 points on the board in 1999.
X In his first season as the starting punter, junior CASEY ROUSSEL had a solid campaign for the Green Wave in 1999, averaging 44.2 yards per kick (second in C-USA).
X Tulane's Louisiana Superdome debut on September 30 against Cincinnati is shared with Mississippi State for the latest home opener in Division I-A this season.



## 2000 DEPTH CHART

(Returning starters in bold)

### LETTERMEN

Returning/Lost: 46/10

### STARTERS

Offensive Returning/Lost: 8/3

Defensive Returning/Lost: 9/2

Special Teams Returning/Lost: 2/0

### STARTERS

WR	Zander Robinson, Nick Narcisse
LT	<b>Bernard Robertson</b> , Seth Zaunbrecher
LG	Chrys Bullock, Mark Tyler
C	<b>Torie Tauli</b> , Brendon Drysdale
RG	<b>Charles Caldwell</b> , Bryson Westbrook
RT	<b>Corey Sewell</b> , Derick Bugg
TE	Mike Truax, Tim Pinter
WR	<b>Adrian Burnette</b> , James Dunn
WR	<b>Terrell Harris</b> , John Wilson
QB	<b>Patrick Ramsey</b> , Chris Peterson
RB	Jeff Sanchez, Genario Reshard

### DEFENSE

LDE	Ryan Brewer, <b>Floyd Dorsey</b>
LDT	<b>Mitch Mouton</b> , Marlon Tickle
RDT	<b>Matthew Glapion</b> , Domanick Crockett
RDE	Glenn Lemoine, Derrick Elzy
SLB	David Dorsey, David Dunlap
MLB	<b>Jerry Phillips</b> , J.R. Mouton
WLB	<b>Delondo Davis</b> , Corey Jones
LCB	<b>Tim Carter</b> , Jamal Jones
RCB	<b>Ky Joseph</b> , Allen Phillips
SS	<b>Sam Knight</b> , Terry Fontenot
FS	Quentin Brown, <b>Meldon Barnes</b>

### SPECIALISTS

K	<b>Seth Marler</b> , John Imundo
P	<b>Casey Roussel</b> , Seth Marler

### KEY LOSSES

WR	JaJuan Dawson
OG	Jerry Godfrey
TE	Mike Turner
LB	Noel Ellis
RB	Toney Converse



Adrian Burnette

## 2000 SPRING SIGNEES

NAME	POS.	HT.	WT.	YR.	HOMETOWN/HS, JC or COLLEGE
Edgar Algere	LB	5-11	225	Fr.	New Orleans, La./St. Augustine
Kris Coleman	RB	6-0	225	Fr.	Marrero, La./Shaw
Lonnie Crayton	DT	6-3	270	Fr.	Springfield, Fla./Rutherford
Lynaris Elpheage	WR	5-9	168	Fr.	New Orleans, La./Carver
Wesley Heath	S	6-0	195	Fr.	Marietta, Ga./Wheeler
Jimmy Kosienski	TE	6-7	260	Fr.	Baton Rouge, La./Redemptorist
Ronald McClendon	RB	5-8	180	Fr.	Ponchatoula, La./Ponchatoula
Joseph Mitchell	OL	6-3	300	Fr.	New Iberia, La./Catholic
Mewelde Moore	TB	6-1	195	Fr.	Baton Rouge, La./Belaire
Eddie Robinson	TE	6-3	235	Fr.	Venice, Calif./Venice
Kory Thigpen	TE	6-4	235	Fr.	Taylorville, Miss./Taylorville
Roydell Williams	WR	6-2	175	Fr.	Reserve, La./East St. John's


# 2000 ROSTER



NO.	NAME	POS.	HT.	WT.	YR.	EXP.	HOMETOWN/HS, JC or COLLEGE
82	Adetunji Afonja	WR	5-9	163	Jr.	SQ	Ibadan, Nigeria
33	Meldon Barnes	DB	5-11	190	Jr.	2L	St. James, La./St. James
90	Alex Battard	DL	6-2	224	So.	SQ	River Ridge, La./John Curtis
91	Kenan Blackmon	DE	6-5	238	So.	1L	Tallahassee, Fla./Godby
46	Ian Blaker	RB	5-9	228	So.	SQ	Syosset, N.Y.
78	Darryl Blappert	DL	6-5	235	So.	SQ	Slidell, La./Salmen
50	Percy Branon	DL	6-1	260	So.	1L	New Orleans, La./Landry
6	Darvon Bracy	RB	5-10	185	So.	SQ	Jacksonville, Fla./Trinity Christian
59	Ryan Brewer	DE	6-4	260	Jr.	2L	Lexington, Ky./Henry Clay
10	Brent Brothers	QB	6-2	211	So.	SQ	Angleton, Texas/Angleton
4	Quentin Brown	DB	5-9	160	So.	1L	Ennis, Texas/Ennis
61	Derrick Bugg	OL	6-3	284	So.	1L	Beaumont, Texas/West Brook
75	Chrys Bullock	OL	6-3	311	Jr.	2L	Destrehan, La.
41	Michael Burks	RB	5-11	205	So.	SQ	Pensacola, Fla.
83	Adrian Burnette	WR	5-10	186	Sr.	3L	Bastrop, La./Bastrop
71	Charles Caldwell	OL	6-3	284	Jr.	2L	Lantana, Fla./Santaluces
15	Tim Carter	DB	6-1	184	Sr.	2L	Tallahassee, Fla./Rickards
84	Kerwin Cook	WR	6-1	200	Sr.	3L	Ferriday, La./Ferriday
26	Josh Crile	DB	5-10	182	So.	SQ	Canton, Ohio
98	Domonick Crockett	DL	6-3	270	Sr.	3L	Baton Rouge, La./Istrouma
32	Preston Curtis	LB	5-11	216	So.	SQ	River Ridge, La./John Curtis
39	Delando Davis	DB	6-2	192	Jr.	2L	New Orleans, La./Karr
34	David Dorsey	LB	6-1	217	Jr.	2L	Metairie, La./Riverdale
85	Floyd Dorsey	DE	6-0	236	So.	1L	Tyler, Texas/John Tyler
62	Brendon Drysdale	OL	6-1	287	So.	SQ	Middleton, Mass.
35	David Dunlap	LB	6-3	208	So.	SQ	Bossier City, La./Airline
25	James Dunn	WR	5-8	158	So.	SQ	Santa Monica, Calif./St. Monica Catholic
99	Derrick Elzy	DE	6-4	223	Jr.	1L	St. James, La./St. James
16	Chino Fontenette	WR	5-10	186	So.	SQ	Houston, Texas/North Shore
18	Terry Fontenot	DB	5-11	187	So.	1L	Lake Charles, La./LaGrange
79	Joseph Fouche	OL	6-0	271	So.	SQ	Jackson, Miss.
88	Matthew Glapion	DL	6-5	261	Sr.	2L	New Orleans, La./St. Augustine
19	Trey Godfrey	WR	5-9	166	So.	SQ	Baton Rouge, La.
22	Terrell Harris	WR	5-10	187	Jr.	2L	Marrero, La./Archbishop Shaw
48	Stephen Hedemann	TE	6-3	216	So.	SQ	Albuquerque, N.M.
49	Grant Higgison	TE	6-1	211	So.	SQ	Bethesda, Md.
27	Brant Hocke	RB	5-8	187	Jr.	SQ	New Orleans, La./Jesusuit
13	John Imundo	P/K	5-11	170	So.	SQ	New York, N.Y.
42	Corey Jones	DB	5-11	203	Sr.	3L	Newellton, La./Newellton
2	Jamal Jones	DB	5-11	175	Jr.	2L	New Iberia, La./Catholic
11	Derrick Joseph	WR	5-11	183	So.	1L	Harvey, La./Archbishop Shaw
31	Ky Joseph	DB	5-10	169	Sr.	3L	LaPlace, La./East St. John
24	Sam Knight	DB	5-11	190	Sr.	3L	Fort Pierce, Fla./Central
80	Kayne Lagraize	TE	6-3	230	So.	TR	New Orleans, La.
44	Glenn Lemoine	DE	6-3	250	Jr.	2L	Chalmette, La./Hannan
17	J.P. Losman	QB	6-3	200	Fr.	TR	Venice, Calif./Venice
47	Seth Marler	K/P	6-0	178	So.	1L	Lilburn, Ga./Parkview
51	Brad McFarland	OL	6-5	270	Sr.	SQ	Klein, Texas/Klein
14	Adrian Mitchell	DB	5-10	180	So.	1L	Alexandria, La./Bolton
52	Jon-Robert Mouton	LB	6-0	236	Jr.	SQ	Kaplan, La./Kaplan
97	Mitch Mouton	DL	6-5	274	Sr.	3L	Kaplan, La./Kaplan
8	Nick Narcisse	WR	6-0	174	So.	SQ	Slidell, La./Salmen
40	Daniel Nevil	LB	6-1	205	So.	SQ	New Orleans, La./Shaw
9	Chuck Ochello	WR	5-11	170	So.	SQ	Lafayette, La.
12	Chris Peterson	QB	5-11	194	So.	SQ	Pasadena, Calif./Loyola
29	Allen Phillips	DB	6-0	185	Sr.	3L	Miami, Fla./Coral Park
30	Jerry Phillips	LB	6-0	232	Sr.	3L	New Orleans, La./Karr
87	Tim Pinter	TE	6-5	236	RFr.	RS	River Ridge, La./Country Day
7	Patrick Ramsey	QB	6-3	228	Jr.	2L	Ruston, La./Ruston
21	Gee Reshard	RB	5-6	186	Jr.	SQ	Gainesville, Fla./Eastside
74	Bernard Robertson	OL	6-4	286	Sr.	3L	New Orleans, La./Karr
36	Casey Roussel	P/K	6-1	223	Jr.	1L	Paulina, La./St. Charles
86	Zander Robinson	WR	5-9	175	Jr.	2L	Marrero, La./John Ehret
3	Jeff Sanchez	RB	5-10	166	So.	1L	Mereaux, La./Hannan
63	Renzi Sandras	OL	6-2	258	So.	SQ	Cutoff, La./South LaFourche
73	Stephen Segari	DE	6-0	190	So.	SQ	Metairie, La./
56	Corey Sewell	OL	6-2	257	Jr.	2L	LaPlace, La./East St. John
45	Emmanuel Sewell	LB	6-1	225	RFr.	SQ	Houston, Texas/North Shore
89	Roxie Shelvin	DL	6-2	255	So.	1L	Franklin, La./Franklin
66	Torie Taulli	OL	6-0	259	Jr.	2L	Harvey, La./Archbishop Shaw
54	Marlon Tuckles	DL	6-1	273	So.	1L	Austell, Ga./Pebblebrook
43	Mike Truax	RB	6-1	237	Sr.	2L	Metairie, La./St. Martin's
67	Mark Tyler	DL	6-0	284	Jr.	SQ	Bossier City, La./Airline
94	Chris Washington	LB	6-2	220	So.	SQ	Newellton, La./Newellton
53	Bryson Westbrook	OL	6-3	263	Sr.	2L	Cumming, Ga./Forsyth
41	Marcus Williams	RB	5-10	220	So.	SQ	Fort Worth, Texas/
1	John Wilson	RB	5-5	166	Sr.	3L	Americus, Ga./Americus
60	Seth Zaunbrecher	OL	6-4	275	So.	SQ	Crowley, La./Notre Dame



Seth Marler



Jerry Phillips



Charles Caldwell



# Tulane

Year	Coach	Overall	C-USA	Bowl
1999	Chris Scelfo	3-8-0	1-5	
1998	Chris Scelfo	1-0-0		Liberty
1998	Tommy Bowden	11-0-0	6-0	
1997	Tommy Bowden	7-4-0	5-1	
1996	Buddy Teevens	2-9-0	1-4	
1995	Buddy Teevens	2-9-0		
1994	Buddy Teevens	1-10-0		
1993	Buddy Teevens	4-8-0		
1992	Buddy Teevens	2-9-0		
1991	Greg Davis	1-10-0		
1990	Greg Davis	4-7-0		
1989	Greg Davis	4-8-0		
1988	Greg Davis	5-6-0		
1987	Mack Brown	6-6-0	Independence	
1986	Mack Brown	4-7-0		
1985	Mack Brown	1-10-0		
1984	Wally English	3-8-0		
1983	Wally English	2-9-0		
1982	Vince Gibson	4-7-0		
1981	Vince Gibson	6-5-0		
1980	Vince Gibson	7-5-0	Hall of Fame	
1979	Larry Smith	9-3-0	Liberty	
1978	Larry Smith	4-7-0		
1977	Larry Smith	3-8-0		
1976	Larry Smith	2-9-0		
1975	Bennie Ellender	4-7-0		
1974	Bennie Ellender	5-6-0		
1973	Bennie Ellender	9-3-0	Bluebonnet	
1972	Bennie Ellender	6-5-0		
1971	Bennie Ellender	3-8-0		
1970	Jim Pittman	8-4-0	Liberty	
1969	Jim Pittman	3-7-0		
1968	Jim Pittman	2-8-0		
1967	Jim Pittman	3-7-0		
1966	Jim Pittman	5-4-1		
1965	Tommy O'Boyle	2-8-0		
1964	Tommy O'Boyle	3-7-0		
1963	Tommy O'Boyle	1-8-1		
1962	Tommy O'Boyle	0-10-0		
1961	Andy Pilney	2-8-0		
1960	Andy Pilney	3-6-1		
1959	Andy Pilney	3-6-1		
1958	Andy Pilney	3-7-0		
1957	Andy Pilney	2-8-0		
1956	Andy Pilney	6-4-0		
1955	Andy Pilney	5-4-1		
1954	Andy Pilney	1-6-3		
1953	Raymond Wolf	1-8-1		
1952	Raymond Wolf	5-5-0		
1951	Henry E. Frnka	4-6-0		
1950	Henry E. Frnka	6-2-1		
1949	Henry E. Frnka	7-2-1		
1948	Henry E. Frnka	9-1-0		
1947	Henry E. Frnka	2-5-2		
1946	Henry E. Frnka	3-7-0		
1945	Claude Simons, Jr.	2-6-1		
1944	Claude Simons, Jr.	4-3-0		
1943	Claude Simons, Jr.	3-3-0		
1942	Claude Simons, Jr.	4-5-0		
1941	Lowell Dawson	5-4-0		
1940	Lowell Dawson	5-5-0		
1939	Lowell Dawson	8-1-1		Sugar
1938	Lowell Dawson	7-2-1		
1937	Lowell Dawson	5-4-1		

Year	Coach	Overall	C-USA	Bowl
1936	Lowell Dawson	6-3-1		
1935	Ted Cox	6-4-0		
1934	Ted Cox	10-1-0		Sugar
1933	Ted Cox	6-3-1		
1932	Ted Cox	6-2-1		
1931	Bernie Bierman	11-1-0		Rose
1930	Bernie Bierman	8-1-0		
1929	Bernie Bierman	9-0-0		
1928	Bernie Bierman	6-3-1		
1927	Bernie Bierman	2-5-1		
1926	Clark Shaughnessy	3-5-1		
1925	Clark Shaughnessy	9-0-1		
1924	Clark Shaughnessy	8-1-0		
1923	Clark Shaughnessy	6-3-1		
1922	Clark Shaughnessy	4-4-0		
1921	Myron Fuller	4-6-0		
1920	Clark Shaughnessy	6-2-1		
1919	Clark Shaughnessy	6-2-1		
1918	Clark Shaughnessy	4-1-1		
1917	Clark Shaughnessy	5-3-0		
1916	Clark Shaughnessy	4-3-1		
1915	Clark Shaughnessy	4-4-0		
1914	E.R. Sweetland	3-3-1		
1913	A.C. Hoffman	3-5-0		
1912	A.A. Mason	5-3-0		
1911	A.A. Mason	5-3-1		
1910	A.A. Mason	0-7-0		
1909	Buster Brown	4-3-2		
1908	Joe Curtis	7-1-0		
1907	Joe Curtis	3-2-0		
1906	John Russ	0-4-1		
1905	J. Tobin/H. Ludlow	0-1-0		
1904	T. Berry/J. Janvier	5-2-0		
1903	Charles Eshleman	2-2-1		
1902	Virginius Dabney	1-4-2		
1901	H.T. Summersgill	5-1-0		
1900	H.T. Summersgill	5-0-0		
1899	H.H. Collier	0-6-1		
1898	John Lombard	1-1-0		
1896	Harry Baum	3-2-0		
1895	T.L. Bayne	3-2-0		
1894	Fred Sweet	0-4-0		
1893	T.L. Bayne	1-2-0		

## Bowl Results (3-6)

Bowl	Opponent	Result	Year
Liberty	Brigham Young	W 41-27	1998
Independence	Washington	L 12-24	1987
Hall of Fame	Arkansas	L 15-34	1980
Liberty	Penn State	L 6-9	1979
Bluebonnet	Houston	L 7-47	1973
Liberty	Colorado	W 17-3	1970
Sugar	Texas A&M	L 13-14	1940
Sugar	Temple	W 20-14	1935
Rose	Southern Calif.	L 12-21	1932



# Tulane School Records

## INDIVIDUAL GAME

Total Offense	484
Yards Rushing	246
Rushing Attempts	43
Yards Passing	447
Pass Attempts	59
Pass Completions	37
Yards Receiving	271
Receptions	15

## SEASON

Total Offense	3,764
Yards Rushing	1,178
Rushing Attempts	219
Yards Passing	3,410
Pass Attempts	513
Pass Completions	310
Yards Receiving	1,206
Receptions	94
Touchdown Catches	13
Interceptions	9
Points	128

## CAREER

Total Offense	9,445
Yards Rushing	3,095
Rushing Attempts	515
Yards Passing	8,419
Pass Attempts	1,163
Pass Completions	646
Yards Receiving	3,725
Receptions	236
Touchdown Catches	31
Interceptions	18
Points	290

## TEAM GAME

Points	95
Total Offense	722
Yards Rushing	638
Yards Passing	460
First Downs	35
Total Defense	7
Rushing Defense	-54
Passing Defense	-2

## SEASON

Points	499
Total Offense	5,578
Yards Rushing	2,999
Yards Passing	3,600
First Downs	294
Fewest Points Allowed	19
Total Defense	1,026
Rushing Defense	423
Passing Defense	413

Terrence Jones vs. TCU	Sept. 13, 1986
David Abercrombie vs. North Carolina State	Nov. 21, 1970
Bill Banker vs. Mississippi	Oct. 1, 1927
Patrick Ramsey vs. Army	Sept. 18, 1999
Patrick Ramsey vs. Mississippi	Oct. 9, 1999
Patrick Ramsey vs. Louisiana-Lafayette	Oct. 16, 1999
Jerome McIntosh vs. Vanderbilt	Nov. 28, 1989
Wil Ursin vs. East Carolina	Nov. 2, 1991

Shaun King	1998
Eddie Price	1948
David Abercrombie	1970
Patrick Ramsey	1999
Patrick Ramsey	1999
Patrick Ramsey	1999
Marc Zeno	1987
JaJuan Dawson	1999
Marc Zeno	1987
Jimmy Glisson, 1949 and Paul Ellis	1970
Charles Flournoy	1925

Terrence Jones	1985-88
Eddie Price	1946-49
Bill Banker	1927-29
Shaun King	1995-98
Shaun King	1995-98
Shaun King	1995-98
Marc Zeno	1984-87
Marc Zeno	1984-87
JaJuan Dawson	1996-99
Paul Ellis	1969-71
Brad Palazzo	1995-98

vs. Southwestern Louisiana	Oct. 12, 1912
vs. Mississippi College	Oct. 9, 1937
vs. Mississippi College	Oct. 9, 1937
vs. Southwestern Louisiana	Oct. 31, 1998
vs. Northwestern State	Sept. 29, 1928
vs. Mississippi College	Oct. 9, 1937
vs. North Carolina	Oct. 18, 1941
vs. Auburn	Oct. 25, 1947

1998
1998
1931
1999
1998
1901
1931
1931
1957



Tim Carter



Patrick Ramsey



# Tulane Primary Media

## PRINT MEDIA

**TIMES-PICAYUNE (Daily)**  
 www.neworleans.net/  
 3800 Howard Ave.  
 New Orleans, LA 70140  
 Phone (main): 504-826-3405  
 Fax: 504-826-3401  
 Managing Editor: Tim Ellerbee  
 Beat Writer: Mike Strom  
 E-Mail: to-mike@mailcity.com  
 Beat Writer: Fred Robinson  
 Sports Editor: Steve Rocca

**THE ADVOCATE (Daily)**  
 P. O. Box 588  
 Baton Rouge, LA 70821  
 Phone (main): 504-383-1111  
 Fax: 504-388-0318  
 Sports Editor: Butch Muir  
 Beat Writer: Les East

**ALEXANDRIA DAILY TOWN TALK**  
 P. O. Box 7558  
 Alexandria, LA 71306  
 Phone (main): 318-487-6351  
 FAX: 318-487-6488  
 E-mail: jmarcasse@dtowntalk.com  
 Sports Editor: John Marcasse

**SUN/DAILY HERALD (Daily)**  
 P. O. Box 4567  
 Biloxi, MS 39531  
 Phone (main): 601-896-2352  
 E-mail: biloxisports@sunherald.com  
 Sports Editor: Kate Magandy

**HOUMA DAILY COURIER (P.M.)**  
 3030 Barrow St.  
 Houma, LA 70360  
 Phone (main): 504-857-2210  
 Fax: 504-857-2244  
 Sports Editor: John Price  
 E-mail: john.price@houmatoday.com

**LAFAYETTE DAILY ADVERTISER**  
 221 Jefferson St.  
 Lafayette, LA 70502  
 Phone (main): 318-289-6303  
 Fax: 318-289-6443  
 E-mail: sports@dadvertiser.com  
 Sports Editor: Bruce Brown

**LAKE CHARLES AMERICAN-PRESS**  
 P. O. Box 2893  
 Lake Charles, LA 70602  
 Phone (main): 318-494-4069  
 Fax: 318-494-4008  
 Sports Editor: Scooter Hobbs

**MONROE NEW STAR**  
 P.O. Box 1502  
 Monroe, LA 71201  
 Phone (main): 318-362-0267  
 Fax: 318-362-0271  
 Sports Editor: Jeff Duncan

**OPELOUSAS DAILY WORLD**  
 P.O. Box 1179  
 Opelousas, LA 71201  
 Phone: (318) 942-4971  
 FAX: (318) 948-6572

**RUSTON DAILY LEADER (P. M.)**  
 P. O. Box 520  
 Ruston, LA 71270  
 Phone (main): 318-255-4353  
 Fax: 318-255-4006  
 Sports Editor: O.K. Davis

**SHREVEPORT TIMES**  
 P. O. Box 30222  
 Shreveport, LA 71130-0222  
 Phone (main): 800-551-8892  
 Fax: 318-0459-3301  
 E-mail: sports@shreveporttimes.com  
 Asst. Sports Editor: John McCloskey

**SLIDELL TIMES**  
 P.O. Box 910  
 Slidell, LA 70459  
 Phone: 504-643-4918  
 FAX: 504-643-4966  
 E-mail: sentry@neosoft.com  
 Sports Director: Chris Raykiewicz

**THIBODAUX DAILY COMET (P.M.)**  
 P. O. Box 5238  
 Thibodaux, LA 70301  
 Phone (main): 504-448-7616  
 Fax: 504-448-7606

**TULANE HULLABALOO**  
 Tulane University  
 Wilson Center  
 New Orleans, LA 70118  
 Phone (main): 504-865-5657

**THE JAMBALAYA**  
 Tulane University  
 University Center  
 New Orleans, LA 70118  
 Phone (main): 504-865-5639

## WIRE SERVICES

**ASSOCIATED PRESS**  
 1515 Poydras St. Suite 2500  
 New Orleans, LA 70112  
 Phone (main): 504-523-3931  
 Fax: 504-586-0531  
 Sports Editor: Mary Foster  
 E-mail: mfoster@ap.org

**LOUISIANA NETWORK**  
 263 Riverside Mall, 5th Floor  
 Baton Rouge, LA 70801  
 Phone (main): 504-383-8695  
 Fax: 504-342-9950

## TELEVISION MEDIA

**WDSU (NBC)**  
 846 Howard Ave.  
 New Orleans, LA 70113  
 Phone (main): 504-679-0657  
 FAX: 504-679-0733  
 Anchor: Bob Alvarez  
 Anchor: Ro Brown  
 Anchor: Stan Verette

**WGNO (ABC)**  
 ITM Building  
 New Orleans, LA 70112  
 Phone (main): 504-619-6328  
 Fax: 504-619-6332  
 Sports Director: Ed Daniels  
 E-Mail: edaniels@tribune.com  
 Anchor: Jeff Peterson  
 Anchor: Harry McCulla

**WVUE (FOX)**  
 1025 S. Jeff Davis Parkway  
 New Orleans, LA 70125  
 Phone: 504-483-1542  
 Fax: 504-483-1543  
 Sports Director: Joe Trahan  
 Phone: 504-483-1527  
 E-mail: jtrahan@wvue.emmis.com  
 Anchor: Darrell Greene  
 Phone: 504-483-1528

**WWL (CBS)**  
 1024 North Rampart St.  
 New Orleans, LA 70116-2487  
 Phone (main): 504-529-6291  
 Fax: 504-592-1944  
 Sports Director: Jim Henderson  
 E-mail: jhenderson@wwltv.com  
 Anchor: Jim Basquil  
 Anchor: Mike Hoss  
 Producer: Tom Planchet  
 Producer: Brent Ledet

**TSTV**  
 Tulane University  
 University Center  
 New Orleans, LA 70118  
 Phone (main): 504-865-5145

**COX CABLE**  
 336 Edwards Ave.  
 New Orleans, LA 70123  
 Phone (main): 504-734-7345  
 Fax: 504-733-7910  
 Alexander Laurent

## RADIO MEDIA

**WWL**  
 1450 Poydras St., Suite 440  
 New Orleans, LA 70112  
 Phone (main): 504-593-2137  
 Fax: 504-593-2135  
 Sports Director: Buddy Diliberto  
 College Reporter: Ken Trahan  
 Asst. Director: Bruce Miller

**WGSO**  
 111 Veterans Blvd.  
 Metairie, LA 70005  
 Phone: 504-834-9292  
 Fax: 504-838-7700  
 Sports Director: Todd Graffagnini

**WTUL**  
 Tulane University  
 University Center  
 New Orleans, LA 70118  
 Phone (main): 504-865-5887

**LOUISIANA SPORTS NETWORK**  
 263 Third Street  
 5th Floor  
 Baton Rouge, LA 70801  
 Phone: (225) 383-8788  
 Fax: 225-383-5020  
 David Salvato  
 E-mail: david@la-net.net

**WTKL RADIO**  
 3525 North Causeway Blvd.  
 Suite 1053  
 Metairie, LA 70002  
 Phone: (504) 593-6376  
 FAX: (504) 833-8560  
 Sports Director: Vince Marinello

**WNOE RADIO**  
 929 Howard Avenue  
 New Orleans, LA 70113  
 Phone: 504-679-7300  
 FAX: 504-679-7345  
 News Director: Ray Romero  
 E-mail: rromero@wnoe.com

## PLAY BY PLAY

Ken Berthelot (Radio Play-by-Play)  
 Tulane University  
 Wilson Center  
 New Orleans, LA 70118  
 Phone: 504-865-5506  
 Fax: 504-865-5512  
 E-Mail:  
 ksbert@mailhost.tcs.tulane.edu

Steve Barrios (Radio Analyst)  
 131 Terry Parkway  
 Terrytown, LA 70056  
 Phone: 504-362-3538

# UAB



**Dr. W. Ann Reynolds**  
President



**Gene Bartow**  
Athletic Director



**Watson Brown**  
Head Coach



**Rosalind Ervin**  
SWA



**Grant Shingleton**  
Football SID



*Legion Field (80,391)*

## QUICK FACTS

Location: Birmingham, Ala.

Founded: 1969

Enrollment: 15,850

Nickname: Blazers

Colors: Forest Green and Old Gold

Stadium: Legion Field (80,391)

President: Dr. W. Ann Reynolds

Athletic Director: Gene Bartow (until Aug. 31)

SWA: Rosalind Ervin

Head Coach: Watson Brown

## FOOTBALL FACTS

Basic Offense	Multiple
Basic Defense	Multiple
Letterman Returning/Lost	60/13
Starters Returning	
Offense	8
Defense	8
Specialists	0
1999 Record	5-6
Postseason:	None
All-Time Record:	40-37-0 (.519)
Bowl Appearances:	None
Bowl Record:	0-0
Last Appearance:	None

## SPORTS INFORMATION

SID/Football Contact: Grant Shingleton

Office Phone: 205/934-0722

Home Phone: 205/823-2857

Fax: 205/975-7505

E-Mail: [wileyg@uab.edu](mailto:wileyg@uab.edu)

Website: [www.blazers.uab.edu](http://www.blazers.uab.edu)

Press Box Phone: 205/324-1446

# Blazers



UAB

### 2000 SCHEDULE

Sept. 7 (Thu.)	CHATTANOOGA	7:00p
<b>Sept. 16</b>	<b>* at Kansas</b>	<b>6:00p</b>
Sept. 23	at Louisiana State	7:00p
Sept. 30	LOUISIANA	2:30p
<b>Oct. 7</b>	<b>LOUISVILLE</b>	<b>2:30p</b>
<b>Oct. 14</b>	<b>MEMPHIS</b>	<b>2:30p</b>
Oct. 21	MIDDLE TENN. ST.	4:00p
<b>Oct. 28</b>	<b>at East Carolina</b>	<b>2:30p</b>
<b>Nov. 4</b>	<b>at Cincinnati</b>	<b>1:00p</b>
<b>Nov. 11</b>	<b>SOUTHERN MISS</b>	<b>2:30p</b>
<b>Nov. 18</b>	<b>at Army</b>	<b>Noon</b>

All times are Central and subject to change  
Conference games in bold italics.  
\*designated C-USA game



### WATSON BROWN

Hometown:	Cookeville, Tenn.
Alma Mater:	Vanderbilt '73
Birthdate:	April 19, 1950

### Key Dates

**Veterans Report:** August 15  
**Freshmen Report:** August 13  
**Media Day:** August 16  
**Fall Classes Begin:** September 11

### 1999 RESULTS

S4	at Missouri	L	28-31	0-1
S11	at (11) Virginia Tech	L	10-31	0-2
<b>S25</b>	<b>HOUSTON</b>	<b>W</b>	<b>29-10</b>	<b>1-2</b>
O2	LOUISIANA-MONROE	W	47-0	2-2
<b>O9</b>	<b>MEMPHIS</b>	<b>L</b>	<b>14-38</b>	<b>2-3</b>
<b>O16</b>	<b>at Cincinnati</b>	<b>W</b>	<b>24-21 (ot)</b>	<b>3-3</b>
O23	at Wake Forest	L	3-47	3-4
<b>O30</b>	<b>at Louisville</b>	<b>L</b>	<b>14-23</b>	<b>3-5</b>
<b>N6</b>	<b>(17) EAST CAROLINA</b>	<b>W</b>	<b>36-17</b>	<b>4-5</b>
N13	LOUISIANA TECH	L	20-41	4-6
<b>N20</b>	<b>at Tulane</b>	<b>W</b>	<b>23-20 (ot)</b>	<b>5-6</b>

#### COACHING EXPERIENCE

1995-	UAB	Head Coach - 24-31-0 (.436) 5 seasons
1993-94	Oklahoma	Offensive Coordinator
1991-92	Mississippi State	Offensive Coordinator
1986-90	Vanderbilt	Head Coach - 10-45-0 (.182) 5 seasons
1984-85	Rice	Head Coach - 4-18-0 (.182) 2 seasons
1983	Cincinnati	Head Coach - 4-6-1 (.364) One season
1981-82	Vanderbilt	Offensive Coordinator
1979-80	Austin Peay State	Head Coach - 14-8-0 (.636) 2 seasons
1978	Texas Tech	Quarterbacks
1976-77	Jacksonville State	Offensive Coordinator
1974-75	East Carolina	Quarterbacks
1973	Vanderbilt	Graduate Assistant

**CAREER RECORD:** 61-108-1 (.362) 15 Seasons

#### COACHING STAFF

Associate Head Coach/Receivers	Rick Christophel (Austin Peay State '75)
Defensive Coordinator/Linebackers	Bill Clay (Arkansas '63)
Offensive Coordinator/Quarterbacks & Receivers	Pat Sullivan (Auburn '72)
Special Teams	Larry Crowe (UAB '94)
Defensive Line	Pat Donohue (Wayne State '76)
Defensive Secondary/Recruiting Coord.	John Neal (Brigham Young '80)
Safeties	Toby Neinas (Missouri '94)
Assistant Head Coach/Running Backs	George Pugh (Alabama '76)
Offensive Line	Larry Vanderheyden (Iowa State '62)

#### FOOTBALL OFFICE

Phone: 205/934-7586 Fax: 205/975-9865





**UAB**

## 1999 INDIVIDUAL LEADERS

Rushing	Att.	Yds.	Avg.	TD	Long
Percy Coleman	122	689	5.6	3	72
Carl Fair	75	405	5.4	3	36
Jegil Dugger	44	226	5.1	1	15
<b>TOTALS</b>	<b>454</b>	<b>1545</b>	<b>3.4</b>	<b>18</b>	<b>72</b>

Passing	Att.	Comp	Pct.	INT	Yards	TD
Daniel Dixon	245	127	51.8	10	1347	7
Thomas Cox	37	15	40.5	1	176	1
<b>TOTALS</b>	<b>283</b>	<b>142</b>	<b>50.2</b>	<b>11</b>	<b>1523</b>	<b>8</b>

Receiving	Rec	Yds.	Avg.	TD	Long
Darius Malone	33	551	16.7	2	79
Percy Coleman	22	124	5.6	1	29
Cedric Thatch	19	178	9.4	1	55
<b>TOTALS</b>	<b>142</b>	<b>1523</b>	<b>10.7</b>	<b>8</b>	<b>79</b>

Field Goals	Made-Att.	Pct.	Long
Jake Arians	12-15	.800	47
<b>TOTALS</b>	<b>12-16</b>	<b>.750</b>	<b>47</b>

Punting	No.	Yards	Avg.	In 20	Long
Lee Carter	67	2709	40.4	18	75
<b>TOTALS</b>	<b>69</b>	<b>2716</b>	<b>39.4</b>	<b>18</b>	<b>75</b>

Kickoff Returns	No.	Yards	Avg.	TDs	Long
Cedric Thatch	18	424	23.6	0	85
Maurice Gallery	14	285	20.4	0	39
<b>TOTALS</b>	<b>37</b>	<b>815</b>	<b>22.0</b>	<b>0</b>	<b>85</b>

Punt Returns	No.	Yards	Avg.	TD	Long
Rodregis Brooks	20	350	17.5	0	59
Al Hurst	1	15	15.0	0	0
<b>TOTALS</b>	<b>23</b>	<b>440</b>	<b>19.1</b>	<b>2</b>	<b>59</b>

Tackles	Solos	Ast	Total
Kris Neal	51	34	85
Adrian Singleton	50	23	73
Scott King	28	28	56
Chris Brown	42	13	55
Yudonni Biassou	35	13	48
<b>TOTALS</b>	<b>552</b>	<b>304</b>	<b>856</b>

Interceptions	No.	Yds.	Avg.	TD
Rodregis Brooks	9	152	16.9	1
Kris Neal	3	1	0.3	0
Adrian Singleton	2	96	48.0	1
<b>TOTALS</b>	<b>19</b>	<b>315</b>	<b>16.6</b>	<b>2</b>

## 1999 TEAM STATISTICS

Category	UAB	Opponents
First Downs	172	231
Rushes-Yards	454-1545	425-1559
Rushing Yards/Game	140.5	141.7
Passes Att./Comp./Int.	283-142-11	374-198-19
Completion Pct.	.500	.529
Passing Yards	1523	2487
Passing Yards/Game	138.5	226.1
Total Off. Plays/Yds	737-3068	799-4046
Total Offense/Game	278.9	367.8
Punts-Average	69-39.4	55-38.9
Punt Returns-Avg.	23-19.1	36-9.4
Kickoff Returns-Avg.	37-22.0	23-19.8
Interceptions-Yards	19-16.6	11-9.9
Fumbles-Lost	32-11	15-6
Penalties-Yards	88-724	72-639
3rd Down Conversions	50-161	56-166
3rd Down Conversion Percentage	.311	.337
4th Down Conversions	5-12	8-16
4th Down Conversion Percentage	.417	.500
Avg. Time of Possession	29:51	30:09

### Noting the Blazers

- X** UAB finished in a tie for second place in Conference USA last season, its first as a football member of the league. Highlighting the Blazers season was a win over then-No. 17 East Carolina, the program's first-ever win over a ranked opponent.
- X** The Blazers intercepted at least one pass in all but two games last season. The only games in which they did not record a pick were vs. Louisville (Chris Redman) and Louisiana Tech (Tim Rattay).
- X** UAB recorded 10 touchdowns last season on drives of two plays or less, including six one-play drives.
- X** According to the Sagarin Ratings, the Blazers 1999 schedule strength was ranked 26th in Division IA, the highest ranking of any Conference USA team.
- X** The Blazers return their top three rushers from last season: PERCY COLEMAN (689 yards on 122 carries, 3 TDs), part-time starter CARL FAIR (405 yards on 75 carries, 3 TDs; and reserve JEGIL DUGGER (226 yards on 44 carries, 1 TD).
- X** Safety ADRIAN SINGLETON is the team's leading returning tackler (second on the squad with 77 last year) and also had two interceptions, one which he returned 96 yards for a TD at Cincinnati.

## 2000 DEPTH CHART

(Returning starters in bold)

### LETTERMEN

Returning/Lost: 60/13

### STARTERS

Offensive Returning/Lost: 8/3

Defensive Returning/Lost: 8/3

Special Teams Returning/Lost: 0/2

### OFFENSE

SE	Leron Little, Jeron Johnson
LT	<b>Tony Dollison</b> , Philip Gambrell
LG	<b>Preston Fray</b> , Kirk Tuck
C	<b>Brett Richards</b> , Ryan Estes, Eddie LaFavour
RG	<b>Tim Medders</b> , Kevin Ford
RT	<b>Kevin Grace</b> , Artavious Williams
TE	Undrae Crosby, Johnni Arrington
FL	Kenny Borders, Royd Williams
QB	<b>Daniel Dixon</b> , Thomas Cox, Jeff Aaron
FB	<b>Carl Fair</b> , Cory Conley, Dedrick Hardrick
RB	<b>Percy Coleman</b> , Cedric Thatch

### DEFENSE

DE	<b>Bryan Thomas</b> , Hassan McKeithan
DT	<b>Marlon Bush</b> , James Malone
NG	<b>Eddie Freeman</b> , Rodney Jones
DE	<b>Otis Leverette</b> , Rajohn Myles
MLB	<b>Adrian Abrams</b> , Jeremy Carter
WLB	<b>Nick Stewart</b> , Starlin Ridley
CB	Maurice Gallery, Patrick Burchfield
FS	<b>Adrian Singleton</b> , T.J. Simmons
SS	Avery Warner, Leroy Harris
WS	Sentell Winston, Andrew Kopecky
CB	<b>Chris Brown</b> , Dwight Platt

### SPECIALISTS

K	Rhett Gallego
P	Ross Stewart

### KEY LOSSES

SE	Darrius Malone
CB	Dwight Platt
CB	Rodregis Brooks
SS	Kris Neal
K	Jake Ariens
P	Lee Carter



Carl Fair

## 2000 SPRING SIGNEES

NAME	POS.	HT.	WT.	YR.	HOMETOWN/HS, JC or COLLEGE
Shamar Abrams	DL	6-2	305	Fr.	Vincent, Ala./Vincent
Gaylon Black	LB	6-1	205	Fr.	Childersburg, Ala./Childersburg
Adrian Brown	RB	6-0	175	Fr.	Montevallo, Ala./Montevallo
Patrick Burchfield	DB	5-11	175	Jr.	Maben, Miss./East Mississippi CC
Derrick Bush	DB	6-4	205	Jr.	Indianola, Miss./Mississippi Delta CC
Nigel Eldridge	LB	6-2	217	Fr.	Montgomery, Ala./Sidney Lanier
Andy Galloway	OL	6-4	280	Fr.	Dothan, Ala./Dothan
Robert Gant	RB	6-0	193	Fr.	Birmingham, Ala./Briarwood Christian
Anthony Garrett	WR/DB	6-3	220	Fr.	Cottonwood, Ala./Cottonwood
Lynorse Garrett	WR/TE	6-5	215	Fr.	Cottonwood, Ala./Cottonwood
Charles Griffin	WR	6-2	170	Fr.	Montgomery, Ala./Carver
Torrey Hale	DB	5-9	180	Jr.	Attalla, Ala./Etowah/East Mississippi CC
Lamar Hamilton	DT	6-4	270	Fr.	Montgomery, Ala./Sidney Lanier
Deijon Hart	DB	6-2	205	Jr.	LaGrange, Ga./Georgia Military College
Nick Hayes	PK	6-1	180	Fr.	Birmingham, Ala./Shades Valley
Jeremiah Hendrix	DL	6-5	305	Fr.	Piedmont, Ala./Piedmont
John Humphries	LB	6-2	247	Jr.	Montgomery, Ala./St. Jude/East Miss. CC
Thurman Pearson	WR	6-1	185	Fr.	Silas, Ala./Southern Choctaw
DeMarcus Rodgers	LB	6-2	220	Fr.	Silas, Ala./Southern Choctaw
Erwin Snell	DL	6-4	275	Fr.	Dothan, Ala./Northview
Jason Southall	DB	5-11	170	Fr.	Birmingham, Ala./Midfield
Brad Spencer	OL	6-4	280	Jr.	Birmingham, Ala./Hoover/Hinds CC
Troy Stackhouse	RB	5-11	195	Fr.	Marrero, La./L.W. Higgins
Mario Stanley	RB	5-9	175	Fr.	Athens, Ala./Athens
Rod Taylor	LB	6-2	245	Jr.	Montgomery, Ala./Carver/East Miss. CC
Cory Whisenant	RB	6-2	185	Fr.	Springville, Ala./Springville
Barker White	OL	6-4	270	Fr.	Pensacola, Fla./Catholic

# 2000 ROSTER



NO.	NAME	POS.	HT.	WT.	YR.	EXP.	HOMETOWN/HS, JC or COLLEGE
2	Jeff Aaron	QB	6-3	195	Jr.	JC	Montgomery, Ala./Tawamba (Miss.) CC
42	Adrian Abrams	LB	6-1	235	Jr.	2VL	Theodore, Ala./Theodore
73	Tanner Allen	DT	6-5	240	So.	1VL	New Albany, Miss./Daniel
32	Bernard Anderson	FB	6-1	210	Jr.	1VL	Tallahassee, Fla./Godby
84	Johnni Arrington	TE	6-5	257	Sr.	2VL	Birmingham, Ala./Midfield
12	Tommy Babakitis	QB	6-0	195	So.	SQ	Birmingham, Ala./John Carroll
48	Avery Autman	CB	5-10	180	So.	1VL	Jacksonville, Ala./Jacksonville
80	Kenny Borders	FL	6-3	185	So.	1VL	Tallahassee, Fla./Florida A&M
31	Chris Brown	CB	6-2	185	So.	1VL	Atlanta, Ga./Avondale
30	Patrick Burchfield	DB	5-11	175	Jr.	JC	Maben, Miss./East Mississippi CC
91	Marlon Bush	NG	6-3	250	Jr.	2VL	Athens, Ala./East Limestone
53	Jeremy Carter	LB	6-2	215	Jr.	1VL	Billingsley, Ala./Billingsley
76	Josh Case	NG	6-6	295	Jr.	2VL	Pell City, Ala./Pell City
25	Percy Coleman	RB	5-10	185	Sr.	3VL	Birmingham, Ala./Vestavia
3	Cory Conley	FB	6-1	205	Sr.	2VL	Smyrna, Ga./Campbell
57	Caron Cox	LB	6-3	230	So.	HS	Villa Rica, Ga./Villa Rica
14	Thomas Cox	QB	6-2	180	So.	1VL	Birmingham, Ala./Jess Lanier
42	David Crawford	FL	6-3	195	So.	HS	Birmingham, Ala./Homewood
30	Jon Criswell	RB	5-7	185	Jr.	SQ	Snead, Ala./Susan Moore
4	Cordell Davis	RB	5-7	180	Fr.	RS	Hillsboro, Ala./East Lawrence
87	Undrae Crosby	TE	6-5	262	Sr.	3VL	Millbrook, Ala./Stanhope Elmore
16	Daniel Dixon	QB	6-3	195	Sr.	3VL	Cleveland, Ala./Cleveland
70	Tony Dollison	OG	6-2	285	Sr.	1VL	Starkville, Miss./Starkville
63	Aron Dickerson	OG	6-3	300	Jr.	SQ	Killen, Ala./Brooks
24	Jegil Dugger	RB	5-11	205	Jr.	2VL	Birmingham, Ala./Midfield
4	Tyson Eason	LB	6-0	195	Sr.	3VL	Huntsville, Ala./J.O. Johnson
74	Ryan Estes	C	6-3	285	Sr.	1VL	Chino, Calif./Mt. San Antonio College
22	Carl Fair	RB	6-2	215	Sr.	1VL	Starkville, Miss./East Mississippi CC
50	Chad Ferraez	SN	6-0	230	Sr.	1VL	Columbus, Miss./East Mississippi CC
6	Cody Flournoy	DB	5-10	180	So.	SQ	Smiths, Ala./Smiths Station
13	Jay Fitzgerald	PK	5-8	185	So.	SQ	Gulfport, Miss./St. John
64	Kevin Ford	OG	6-1	285	Sr.	1VL	Vicksburg, Miss./Hinds
65	Preston Fray	OG	6-5	295	Jr.	3VL	Lithonia, Ga./Shiloh
89	Eddie Freeman	DT	6-6	285	Jr.	2VL	Mobile, Ala./B.C. Rain
95	Rhett Gallego	PK	6-0	185	Jr.	2VL	Hueytown, Ala./Hueytown
20	Maurice Gallery	CB	5-11	180	Jr.	2VL	Mobile, Ala./Vigor
78	Philip Gambrell	OT	6-7	280	So.	1VL	Florence, Ala./Coffee
75	Kevin Grace	OT	6-4	285	Sr.	1VL	Meridian, Miss./East Mississippi CC
41	Tyrone Griffin	DE	6-1	225	Jr.	2VL	Rome, Ga./Rome
34	Dedric Hardrick	FB	6-1	230	So.	SQ	Stevenson, Ala./North Jackson
97	Kenneth Harris	DE	6-3	210	Fr.	RS	Atlanta, Ga./Stephenson
28	Leroy Harris	CB	6-2	192	Fr.	RS	Demopolis, Ala./Demopolis
88	Josh Holden	TE	6-0	225	Sr.	1VL	Florence, Ala./Coffee
7	Al Hurst	FS	5-11	185	Sr.	3VL	Bessemer, Ala./Jess Lanier
13	Matt Johnson	QB	6-8	205	Fr.	RS	Selma, Ala./Meadowview Christian)
19	Travis Johnson	SE	6-3	195	Sr.	2VL	Jacksonville, Ala./Jacksonville
43	Derrick Knight	RB	5-11	205	So.	SQ	Dothan, Ala./Northview
34	Rodney Jones	NG	6-2	285	Sr.	2VL	Birmingham, Ala./Vestavia Hills
15	Andrew Kopecky	CB	5-11	180	Jr.	2VL	Vestavia Hills, Ala./Vestavia Hills
69	Eddie LaFavour	OL	6-5	250	Fr.	RS	Glencoe, Ala./Glencoe
49	Eric Lampley	DE	6-3	215	Sr.	3VL	Douglasville, Ga./Alexander
9	Otis Leverette	DE	6-7	275	Sr.	1VL	Americus, Ga./Middle Georgia College
83	Leron Little	SE	6-6	220	Jr.	1VL	Aliceville, Ala./Aliceville
88	James Malone	NG	6-3	265	So.	HS	Cedartown, Ga./Cedartown
96	Hassan McKeithan	NG	6-2	235	Jr.	2VL	Marietta, Ga./Wheeler
71	Tim Medders	OG	6-3	290	Sr.	3VL	Alabaster, Ala./Thompson
18	Tommy Minshew	RB	5-10	177	So.	TR	Pelham, Ala./Pelham
59	Ryan Meeks	LB	6-3	220	Jr.	1VL	Evergreen, Ala./Hinds CC
6	Will Morthland	PK	5-8	156	So.	SQ	Selma, Ala./Morgan Academy
81	Patrick Murreh	FL	5-10	170	Sr.	1VL	Birmingham, Ala./Shelby County
47	Rajohn Myles	DE	6-1	260	Sr.	1VL	Ashland, Ala./East Mississippi CC
29	Andre Ollie	RB	5-11	195	So.	1VL	Birmingham, Ala./Minor
86	Cory Nix	TE	6-4	255	Fr.	RS	Woodstock, Ga./Sequoyah
79	James Orrick	OT	6-5	275	Sr.	1VL	Phil Campbell, Ala./N.W. Shoals CC
85	Shane Pearson	TE	6-7	250	Fr.	RS	Athens, Ga./Jackson Co.
10	Dwight Platt	DB	5-11	185	So.	1VL	Atlanta, Ga./Douglass
67	Mark Pettus	SN	6-2	225	Fr.	RS	Lineville, Ala./Clay County
66	Brett Richards	OT	6-4	265	Jr.	2VL	Buford, Ga./Buford
7	Drew Roberts	WR	6-0	190	So.	SQ	Fort Walton Beach, Fla.
	Alfred Rodgers	RB	5-8	175	So.	SQ	Birmingham, Ala./John Carroll
51	Starlin Ridley	LB	6-0	225	So.	1VL	Atlanta, Ga./Lakeside
11	T.J. Simmons	DB	6-3	205	Jr.	1VL	Chipley, Fla./Chipley
35	Adrian Singleton	FS	6-2	200	Jr.	2VL	Mobile, Ala./Vigor
36	Nick Stewart	LB	5-11	210	Jr.	2VL	Montgomery, Ala./Jeff Davis
92	Ross Stewart	P	6-0	180	So.	1VL	Blountsville, Ala./Susan Moore
1	Cedric Thatch	RB	5-11	185	Sr.	3VL	Tanner, Ala./Tanner
17	Jeff Tippetts	QB	6-3	195	Fr.	RS	Jacksonville, Ala./Jacksonville
46	Bryan Thomas	DE	6-4	220	Sr.	2VL	Birmingham, Ala./Minor
68	Kirk Tuck	OG	6-1	260	Jr.	1VL	Pelham, Ala./Pelham
37	Avery Warner	SS	6-2	200	Jr.	2VL	Montgomery, Ala./Towers
77	Artavious Williams	OT	6-5	340	Fr.	RS	Montgomery, Ala./Sidney Lanier
82	Royd Williams	SE	6-2	205	Jr.	SQ	Birmingham, Ala.
39	Sentell Winston	LB	6-2	192	So.	1VL	Demopolis, Ala./Demopolis
93	Jason York	NG	5-11	220	So.	SQ	Bessemer, Ala./Bessemer Academy



Daniel Dixon




Adrian Singleton



WAR

Year	Coach	Overall	C-USA	Bowl
1999	Watson Brown	5-6-0	4-2	
1998	Watson Brown	4-7-0		
1997	Watson Brown	5-6-0		
1996	Watson Brown	5-6-0		
** 1995	Watson Brown	5-6-0		
** 1994	Jim Hilyer	7-4-0		
** 1993	Jim Hilyer	9-2-0		
* 1992	Jim Hilyer	7-3-0		
* 1991	Jim Hilyer	4-3-2		

\* DIVISION III  
 \*\* DIVISION I-AA



Undrae Crosby



Rajohn Myles



Percy Coleman



# UAB School Records

## INDIVIDUAL GAME

Total Offense	533	John Whitcomb at Prairie View A&M . Nov. 19, 1994
Yards Rushing	240	Carl Sanders vs. Charleston Southern Nov. 21, 1996
Rushing Attempts	31	Lucious Foster vs. Jacksonville State Sept. 20, 1997
	31	Pat Green at Mississippi Valley State . Oct. 16, 1993
Yards Passing	539	John Whitcomb at Prairie View A&M . Nov. 19, 1994
Pass Attempts	46	John Whitcomb vs. Troy State . . . . . Sept. 6, 1993
Pass Completions	33	John Whitcomb at Prairie View A&M . Nov. 19, 1994
Yards Receiving	289	Derrick Ingram at Prairie View A&M . Nov. 19, 1994
Receptions	12	Derrick Ingram at Prairie View A&M . Nov. 19, 1994
	12	Derrick Ingram vs. Prairie View A&M . Nov. 20, 1993

## SEASON

Total Offense	2,846	John Whitcomb . . . . . 1993
Yards Rushing	1,154	Carl Sanders . . . . . 1996
Rushing Attempts	198	Pat Green . . . . . 1993
Yards Passing	3,031	John Whitcomb . . . . . 1994
Pass Attempts	389	John Whitcomb . . . . . 1993
Pass Completions	238	John Whitcomb . . . . . 1993
Yards Receiving	1,457	Derrick Ingram . . . . . 1994
Receptions	83	Derrick Ingram . . . . . 1994
Touchdown Catches	13	Derrick Ingram . . . . . 1994
Interceptions	9	Rodregis Brooks . . . . . 1999
Points	86	Kevin Thomason . . . . . 1993

## CAREER

Total Offense	5,683	John Whitcomb . . . . . 1993-94**
Yards Rushing	1,463	Lucious Foster . . . . . 1996-
Rushing Attempts	299	Pat Green . . . . . 1993-94*
Yards Passing	6,043	John Whitcomb . . . . . 1993-94**
Pass Attempts	738	John Whitcomb . . . . . 1993-94**
Pass Completions	448	John Whitcomb . . . . . 1993-94**
Yards Receiving	2,572	Derrick Ingram . . . . . 1993-94**
Receptions	159	Derrick Ingram . . . . . 1993-94**
Touchdown Catches	21	Derrick Ingram . . . . . 1993-94**
Interceptions	14	Rodregis Brooks . . . . . 1997-99
Points	192	Kevin Thomason . . . . . 1993-95**

\* does not include 1991 and 1992 seasons in Division III competition

\* does not include 1992 season in Division III competition

## TEAM

<b>GAME</b>		
Points	61	vs. Knoxville College . . . . . Nov. 11, 1995
Total Offense	695	at Prairie View A&M . . . . . Nov. 19, 1994
Yards Rushing	504	vs. Charleston Southern . . . . . Nov. 21, 1996
Yards Passing	611	at Prairie View A&M . . . . . Nov. 19, 1994
First Downs	33	at Prairie View A&M . . . . . Nov. 19, 1994
Total Defense	72	vs. Charleston Southern . . . . . Nov. 4, 1995
Rushing Defense	-22	vs. Charleston Southern . . . . . Nov. 21, 1996
Passing Defense	10	vs. Western Kentucky . . . . . Oct. 5, 1996

## SEASON

Points	356	1993
Total Offense	4,233	1993
Yards Rushing	2,512	1996
Yards Passing	3,332	1994
First Downs	218	1993
Total Defense	3,276	1995
Rushing Defense	1,437	1998
Passing Defense	1,498	1995



Bryan Thomas



Tim Medders



# UAB Primary Media

## PRINT MEDIA

**BIRMINGHAM NEWS (AM, Sunday)**  
P.O. Box 2553  
Birmingham, AL 35202  
Phone (main): 205-325-2431  
Fax: 205-325-2425

E-mail: sports@bhamnews.com  
Sports Editor: Tom Arenberg  
Beat Writer: Doug Segrest  
E-Mail: dbsegrest1@aol.com  
Columnist: Kevin Scarbinsky  
230 Woodmere Creek Lane  
Birmingham, AL 35226  
Home: 205-823-1785

**BIRMINGHAM POST-HERALD (PM/Sunday)**

www.postherald.com  
2200 4th Ave. N.  
Birmingham, AL 35202  
Phone (main): 205-325-3146  
Fax: 205-325-3356  
Sports Editor: Don Kausler, Jr.  
Phone: 205-325-2127  
Asst. Editor: Susan Robinson  
Phone: 205-325-2201  
Beat Writer: Cary Estes  
Phone: 205-325-3146  
Home: 205-933-7161  
E-Mail: cestes@postherald.com  
Columnist: Paul Finebaum

**BIRMINGHAM TIMES (Weekly)**

115 3rd Ave. West  
Birmingham, AL 35204  
Phone (main): 205-251-5158  
Fax: 205-323-2294

**BIRMINGHAM WORLD (Weekly)**

P.O. Box 2285  
Birmingham, AL 36201  
Phone (main): 205-326-6060  
Fax: 205-326-6742

**UAB REPORTER (Campus, Weekly)**

720 20th St. South  
Birmingham, AL 35294-0113  
Phone (main): 205-934-2040  
Fax: 205-934-7911  
E-mail: reporter@uab.edu  
Asst. Editor: Roger Shuler/Linda Gunter  
Phone: (205) 934-2041

**UAB KALEIDOSCOPE (Student, Weekly)**

HUC 135  
Birmingham, AL 35294-1150  
Phone (main): 205-934-3354  
Fax: 205-934-8050

## WIRE SERVICES

**ASSOCIATED PRESS**  
200 Washington Avenue  
Montgomery, AL 36101  
Phone (main): 800-821-3737  
334-262-5947  
Fax: 334-265-7177/262-5947  
E-mail: jzenor@ap.org  
Reporter: John Zenor

**ASSOCIATED PRESS**  
P.O. Box 2553  
Birmingham, AL 35202  
Phone (main): 205-251-4221  
Fax: 205-325-2410  
Bureau Chief: Jay Reeves

## TELEVISION MEDIA

**WVTM (NBC)**  
P.O. Box 10502  
Birmingham, AL 35202  
Phone (main): 205-558-7345  
Phone (direct): 205-558-7300  
Fax: 205-323-3314  
Sports Director: Ken Lauss  
Home: 205-655-7051  
Asst. Director: Jim Dunaway  
Phone: 205-558-7348

**WBRC (FOX)**  
P.O. Box 6  
Birmingham, AL 36201  
Phone (main): 205-583-4341  
Fax: 205-583-4356  
Sports Director: Rick Karle  
Phone: 205-583-4345  
Producer: Jason Allread  
Phone: 205-583-4340  
Talent: Mike Dubberly  
Phone: 205-583-4341  
Talent: Sheldon Haygood  
Phone: 205-583-4353

**WIAT (CBS)**  
2075 Golden Crest Dr.  
Birmingham, AL 35209  
Phone (main): 205-326-3915  
Fax: 205-320-2722  
Talent: Paul Finebaum  
Talent: Beth Adebato

**ABC 33/40 (ABC)**  
P.O. Box 360039  
Birmingham, AL 35202  
Phone: 205-982-3988  
Fax: 205-982-3982  
E-mail: miker@abc3340.com  
Sports Director: Mike Raita  
Kelly Hunter  
Talent: Jeff Speegle

## RADIO MEDIA

Alabama radio network  
244 Goodwin Crest Dr., Suite 216  
Birmingham, AL 35209  
Phone (main): 205-945-6781  
Phone (direct): 205-222-2976  
Fax: 205-945-6748  
E-mail: cmsmedia@mindspring.com  
Sports Director: Chris Stewart

**WJOX (All Sports)**  
244 Goodwin Crest Dr.  
Birmingham, AL 35209  
Phone: 205-945-4646  
Fax: 205-942-3999, 8959  
Producer: Lee Davis  
Home: 205-979-1333  
Talent: Herb Winches, Ben Cook, Scott Griffin, Matt Coulter, Lee Davis, Randy Armistead

**WERC**  
530 Beacon Parkway West, Suite 600  
Birmingham, AL 35209  
Phone (main): 205-942-9600  
Fax: 205-942-2536  
E-mail: patsmith@mindspring.com  
Producer: Pat Smith  
Talent: Paul Finebaum

**WAPI**  
244 Goodwin Crest Dr.  
Birmingham, AL 35209  
Phone (main): 205-945-4646  
Fax: 205-942-8959

**WZZK**  
530 Beacon Parkway W.  
Birmingham, AL 35209  
Phone (main): 205-942-7800  
Fax: 205-942-2105  
News Directors: Don Dailey, Charlotte Canady

**WBHM**  
1927 7th Ave. South  
Birmingham, AL 35294-4530  
Phone (main): 205-934-2606  
Fax: 205-934-5075

**WENN**  
P. O. Box 697  
Birmingham, AL 35201  
Phone: 205-324-3356  
Fax: 205-254-1833

**WATV**  
P.O. Box 39054  
Birmingham, AL 35208-2716  
Phone: 205-780-2014

## PLAY BY PLAY

**UAB DIRECTOR OF BROADCASTING**  
Gary Sanders  
453 Shenandoah Drive  
Birmingham, AL 35226  
Phone (main): 205-823-0122  
Fax: 205-934-7505  
E-Mail: garysandinham@aol.com

# 1999 in Review





# Standings/Results/Awards

## 1999 STANDINGS

	C-USA						All Games					
	W-L	Pct.	H	A	Pts	Opp	W-L	Pct.	H	A	Pts	Opp
%SOUTHERN MISS	6-0	1.000	3-0	3-0	189	88	9-3	.750	5-0	4-3	333	189
EAST CAROLINA	4-2	.667	2-1	2-1	191	133	9-3	.750	*6-1	3-2	333	225
LOUISVILLE	4-2	.667	2-1	2-1	196	180	7-5	.583	4-3	3-2	446	362
MEMPHIS	4-2	.667	1-2	3-0	158	96	5-6	.455	2-4	3-2	232	182
UAB	4-2	.667	2-1	2-1	140	129	5-6	.455	3-2	2-4	248	279
HOUSTON	3-3	.500	2-1	1-2	131	152	7-4	.636	4-1	3-3	254	211
TULANE	1-5	.167	1-2	0-3	127	236	3-8	.273	3-2	0-6	279	399
ARMY	1-5	.167	1-2	0-3	125	197	3-8	.273	3-3	0-5	225	317
CINCINNATI	0-6	.000	0-3	0-3	121	167	3-8	.273	2-4	1-4	275	289

%regular season champion

\* includes wins in Charlotte and Raleigh

## BOWL GAMES

### AXA LIBERTY BOWL

(Memphis, Tennessee)

**Friday, December 31**

(14) Southern Miss 23, Colorado State 17

### CRUCIAL.COM HUMANITARIAN BOWL

(Boise, Idaho)

**Thursday, December 30**

Boise State 34, Louisville 31

### MOBILE ALABAMA BOWL

(Mobile, Alabama)

**Wednesday, December 22**

TCU 28, (19) East Carolina 14

## INDIVIDUAL AWARDS

### OFFENSIVE PLAYER OF THE YEAR

Chris Redman, QB, Louisville

### DEFENSIVE PLAYER OF THE YEAR

Adalius Thomas, DE, Southern Miss

### SPECIAL TEAMS PLAYER OF THE YEAR

Rodregis Brooks, PR, UAB

### FRESHMEN OF THE YEAR

LaDaris Vann, WR, Cincinnati

Travis Anglin, QB, Memphis

### COACH OF THE YEAR

Jeff Bower, Southern Miss

## Players of the Week

### Offense

S7	Chris Redman	QB	Louisville
S13	Patrick Ramsey	QB	Tulane
S20	Patrick Ramsey	QB	Tulane
S27	David Garrard	QB	East Carolina
O4	David Garrard	QB	East Carolina
O11	Michael Wallace	FB	Army
O18	Ketric Sanford	RB	Houston
O25	Lavell Boyd	WR	Louisville
N1	Robert Cooper	RB	Cincinnati
N8	Ketric Sanford	RB	Houston
N15	Jason McKinley	QB	Houston
N22	David Garrard	QB	East Carolina

### Defense

S7	Mike James	S	Houston
S13	Forrest Foster	CB	East Carolina
S20	Eddie Johnson	LB	Cincinnati
S27	T.J. Slaughter	LB	Southern Miss
O4	Pernell Griffin	LB	East Carolina
O11	Leo Barnes	DB	Southern Miss
O18	Leo Barnes	DB	Southern Miss
	Wayne Rogers	LB	Houston
O25	Adalius Thomas	DE	Southern Miss
N1	Anthony Adams	DB	East Carolina
N8	Rodregis Brooks	DB	UAB
N15	Marcus Bell	DT	Memphis
N22	Ty Trahan	LB	Southern Miss

### Special Teams

S7	Kevin Miller	K	East Carolina
S13	Roy Magee	LB	Southern Miss
S20	Andrew Bayes	P	East Carolina
S27	Ryan White	K	Memphis
O4	Kevin Miller	K	East Carolina
O11	Ryan White	K	Memphis
O18	Seth Marler	K	Tulane
O25	Andrew Bayes	P	East Carolina
N1	Ryan White	K	Memphis
N8	Jake Arians	K	UAB
N15	Keith Stokes	KR	East Carolina
N22	Brent Hanna	K	Southern Miss



# Honor Roll

## ALL-CONFERENCE FIRST TEAM

### OFFENSE

- QB Chris Redman, Sr., Louisville
- RB Frank Moreau, Sr., Louisville
- RB Ketric Sanford, Sr., Houston
- OL Shedrick Blackmon, Sr., USM
- OL Greg Brown, Sr., Houston
- OL Anthony Byrd, Sr., Louisville
- OL Sherwin Lacewell, Jr., ECU
- OL Doug Rosfeld, Jr., Cincinnati
- TE Ibn Green, Sr., Louisville
- WR JaJuan Dawson, Sr., Tulane
- WR Arnold Jackson, Jr., Louisville

### DEFENSE

- DL Mike Gantous, Sr., Louisville
- DL Tramont Lawless, Sr., Memphis
- DL Cedric Scott, Jr., Southern Miss
- DL Adalius Thomas, Sr., Southern Miss
- LB Pernell Griffin, So., East Carolina
- LB Jeff Kerr, Sr., East Carolina
- LB T.J. Slaughter, Sr., Southern Miss
- DB Leo Barnes, So., Southern Miss
- DB Rodregis Brooks, Jr., UAB
- DB Kenny Hill, Sr., Houston
- DB Mike James, Sr., Houston

### SPECIAL TEAMS

- PK Ryan White, So., Memphis
- P Andrew Bayes, Sr., East Carolina
- RS Rodregis Brooks, Jr., UAB

## ALL-CONFERENCE SECOND TEAM

### OFFENSE

- QB David Garrard, So., East Carolina
- RB Robert Cooper, Sr., Cincinnati
- RB Derrick Nix, So., Southern Miss
- OL Jerry Godfrey, Sr., Tulane
- OL Mark Grivna, Sr., Louisville
- OL Josh Lovelady, Jr., Houston
- OL Dustin Plumadore, So., Army
- OL Tim Seymour, Sr., Memphis
- TE Shaun Castillo, Sr., Army
- WR Sherrod Gideon, Sr., Southern Miss
- WR Todd Pinkston, Sr., Southern Miss

## DEFENSE

- DL Nikia Adderson, Jr., Houston
- DL Mbayo Ahmadu, Jr., East Carolina
- DL Marcus Bell, Jr., Memphis
- DL DeQuincy Scott, Jr., Southern Miss
- LB Wayne Rogers, Jr., Houston
- LB Kamal Shakir, Jr., Memphis
- LB Ty Trahan, Sr., Southern Miss
- LB Lyle Weaver, Jr., Army
- DB Forrest Foster, Sr., East Carolina
- DB DeJuan Gossett, Jr., Cincinnati
- DB Kevin Monroe, Sr., East Carolina
- DB Terrance Parrish, Sr., Southern Miss

## SPECIAL TEAMS

- K Seth Marler, Fr., Tulane
- P Adam Wulfbeck, So., Cincinnati
- RS Keith Stokes, Jr., East Carolina

## ALL-FRESHMAN TEAM

### OFFENSE

- QB Travis Anglin, Memphis
- RB P.J. Mays, Cincinnati
- RB Jeff "Sugar" Sanders, Memphis
- OL Jeremy Bridges, Southern Miss
- OL Trey Eyre, Memphis
- OL Josh Gardner, Cincinnati
- OL Zeb Landers, Southern Miss
- OL Torrin Tucker, Southern Miss
- TE Buck Miciotto, Southern Miss
- WR LaDaris Vann, Cincinnati
- WR Brandon Middleton, Houston

### DEFENSE

- DL Derrick Adams, Cincinnati
- DL Floyd Dorsey, Tulane
- DL Michael Josiah, Louisville
- DL Chad Lee, Louisville
- LB Michael Brown, Louisville
- LB Jason Frazier, Army
- LB Joe Henley, Southern Miss
- DB Anthony Adams, East Carolina
- DB Quentin Brown, Tulane
- DB Ivan Fields, Cincinnati
- DB Anthony Floyd, Louisville

### SPECIAL TEAMS

- K Seth Marler, Tulane
- K Kevin Miller, East Carolina
- P Chris Sivori, Louisville

## FRESHMAN ALL-AMERICANS

### SPORTING NEWS

- Second Team
- DT Michael Josiah, Louisville

## ALL-AMERICANS

### CONSENSUS

- P Andrew Bayes, East Carolina

### AFCA

#### First Team

- TE Ibn Green, Louisville
- P Andrew Bayes, East Carolina

#### AP

#### Second Team

- DE Adalius Thomas, Southern Miss
- DB Rodregis Brooks, UAB
- P Andrew Bayes, East Carolina

### BCS ONLINE

#### Second Team

- DE Adalius Thomas, Southern Miss
- DB Rodregis Brooks, UAB
- P Andrew Bayes, East Carolina

### CBS SPORTSLINE

#### Second Team

- DE Adalius Thomas, Southern Miss
- DB Rodregis Brooks, UAB

### FOOTBALL NEWS

#### Third Team

- TE Ibn Green, Louisville
- DE Adalius Thomas, Southern Miss
- DB Rodregis Brooks, UAB

### HONORABLE MENTION

- QB Chris Redman, Louisville
- RB Frank Moreau, Louisville
- RB Ketric Sanford, Houston
- WR Arnold Jackson, Louisville
- WR Todd Pinkston, Southern Miss
- OL Greg Brown, Houston
- LB Jeff Kerr, East Carolina
- LB T.J. Slaughter, Southern Miss
- P Andrew Bayes, East Carolina

### FWAA

#### First Team

- P Andrew Bayes, East Carolina

### SPORTS RAMPAGE.COM

#### First Team

- DE Adalius Thomas, Southern Miss
- DB Rodregis Brooks, UAB
- P Andrew Bayes, East Carolina

#### Second Team

- LB T.J. Slaughter, Southern Miss
- LB Pernell Griffin, East Carolina

### SPORTING NEWS

#### Second Team

- TE Ibn Green, Louisville
- DE Adalius Thomas, Southern Miss
- P Andrew Bayes, East Carolina

#### Third Team

- LB Jeff Kerr, East Carolina

### SPORTS RAMPAGE.COM NATIONAL DEFENSIVE PLAYER OF THE YEAR

- DE Adalius Thomas, Southern Miss

### WALTER CAMP

#### First Team

- P Andrew Bayes, East Carolina





# Individual Stats - All Games

football 2000

RUSHING	G	ATT	YDS	AVG	TD	YDS/G
MOREAU, F., LOU	10	233	1289	5.5	17	128.9
COOPER, R., CIN	10	248	1245	5.0	7	124.5
SANFORD, K., HOU	11	224	1199	5.4	12	109.0
NIX, D., USM	11	255	1054	4.1	8	95.8
GREEN, M., HOU	10	142	838	5.9	8	83.8
WALLACE, M., ARMY	11	163	894	5.5	10	81.3
WILSON, J., ECU	11	156	865	5.5	7	78.6
ARNOLD, G., MEM	10	146	706	4.8	7	70.6
COLEMAN, P., UAB	11	122	689	5.6	3	62.6
GERENA, J., ARMY	9	149	427	2.9	7	47.4

PASS EFFICIENCY	G	ATT	CMP	INT	PCT	YDS	TD	EFF
KELLY, J., USM	11	260	153	11	58.8	2062	21	143.7
REDMAN, C., LOU	11	489	317	13	64.8	3647	29	141.7
GARRARD, D., ECU	11	312	181	12	58.0	2359	14	128.6
RAMSEY, P., TUL	11	513	310	24	60.4	3410	25	123.0
KENNER, D., CIN	10	379	208	15	54.9	2430	14	113.0
McKINLEY, J., HOU	11	257	148	10	57.6	1651	5	110.2
ANGLIN, T., MEM	10	125	68	10	54.4	856	5	109.1
DIXON, D., UAB	10	245	127	10	51.8	1347	7	99.3
GERENA, J., ARMY	9	105	42	4	40.0	661	3	94.7
SUBER, N., MEM	10	163	78	5	47.9	852	4	93.7

TOTAL OFFENSE	G	RUSH	PASS	PLAYS	TOTAL	YDS/G
REDMAN, C., LOU	11	-124	3647	533	3523	320.3
RAMSEY, P., TUL	11	-61	3410	577	3349	304.5
KENNER, D., CIN	10	208	2430	435	2638	263.8
GARRARD, D., ECU	11	493	2359	450	2852	259.3
KELLY, J., USM	11	-58	2062	310	2004	182.2
McKINLEY, J., HOU	11	-60	1651	277	1591	144.6
DIXON, D., UAB	10	44	1347	361	1391	139.1
MOREAU, F., LOU	10	1289	0	233	1289	128.9
COOPER, R., CIN	10	1245	0	248	1245	124.5
GERENA, J., ARMY	9	427	661	254	1088	120.9

RECEPTIONS/GAME	G	REC	YDS	TD	AVG/C	YDS/G
DAWSON, J., TUL	10	94	1036	8	11.0	9.40
JACKSON, A., LOU	11	101	1209	9	12.0	9.18
BURNETTE, A., TUL	11	79	1095	7	13.9	7.18
BOYD, L., LOU	11	60	836	9	13.9	5.45
GREEN, I., LOU	11	60	680	8	11.3	5.45
IGLESIAS, O., HOU	11	59	750	2	12.7	5.36
PINKSTON, T., USM	11	48	977	11	20.4	4.36
COLLINS-BAKER, CIN	10	43	431	1	10.0	4.30
SMIKLE, T., CIN	11	45	429	3	9.5	4.09
DODSON, D., MEM	10	39	507	4	13.0	3.90

REC. YDS/GAME	G	REC	YDS	TD	AVG/C	YDS/G
JACKSON, A., LOU	11	101	1209	9	12.0	109.9
DAWSON, J., TUL	10	94	1036	8	11.0	103.6
BURNETTE, A., TUL	11	79	1095	7	13.9	99.5
PINKSTON, T., USM	11	48	977	11	20.4	88.8
BOYD, L., LOU	11	60	836	9	13.9	76.0
IGLESIAS, O., HOU	11	59	750	2	12.7	68.2
GREEN, I., LOU	11	60	680	8	11.3	61.8
CHAPPELL, L., ECU	11	36	558	3	15.5	50.7
DODSON, D., MEM	10	39	507	4	13.0	50.7
MALONE, D., UAB	11	33	551	2	16.7	50.1

ALL-PURPOSE	G	Rush	Rcv	PR	KR	Yds	Avg/G
MOREAU, F., LOU	10	1289	285	0	0	1574	157.4
SANFORD, K., HOU	11	1199	113	0	277	1589	144.5
COOPER, R., CIN	10	1245	180	0	0	1425	142.5
JACKSON, A., LOU	11	27	1209	261	10	1507	137.0
DAWSON, J., TUL	10	3	1036	0	328	1367	136.7
STOKES, K., ECU	11	37	364	404	584	1389	126.3
BURNETTE, A., TUL	11	0	1095	10	62	1167	106.1
NIX, D., USM	11	1054	98	0	0	1152	104.7
WILSON, J., ECU	11	865	266	0	8	1139	103.5
PARKER, Z., LOU	11	0	193	0	860	1053	95.7

INTERCEPTIONS	G	INT	YDS	TD	INT/G
BROOKS, R., UAB	11	9	152	1	0.82
JAMES, M., HOU	11	7	69	1	0.64
HOLMAN, R., LOU	11	5	57	0	0.45
BARNES, L., USM	10	3	100	1	0.30
PETTIS, W., HOU	10	3	45	0	0.30
ADAMS, An., ECU	11	3	55	1	0.27
NEAL, K., UAB	11	3	1	0	0.27
POWELL, F., MEM	11	3	54	0	0.27
HILL, K., HOU	11	3	75	1	0.27
McNALLY, D., ARMY	11	3	0	0	0.27

PUNT RETURNS	G	RET	YDS	TD	AVG
BROOKS, R., UAB	11	20	350	0	17.5
STOKES, K., ECU	11	26	404	1	15.5
MILLS, S., USM	11	21	304	0	14.5
JACKSON, A., LOU	11	23	261	0	11.3
HILL, K., HOU	11	29	277	0	9.6
WILSON, J., TUL	11	29	244	0	8.4
KECK, T., CIN	11	28	191	0	6.8

KICKOFF RETURNS	G	RET	YDS	TD	AVG
PARKER, Z., LOU	11	35	860	2	24.6
THATCH, C., UAB	10	18	424	0	23.6
DAWSON, J., TUL	10	14	328	0	23.4
ROONEY, B., ARMY	11	12	280	0	23.3
STOKES, K., ECU	11	27	584	0	21.6
THOMPSON, O., ARMY	11	18	372	0	20.7
GALLERY, M., UAB	10	14	285	0	20.4
MILLS, S., USM	11	14	277	0	19.8
VANN, L., CIN	10	17	320	0	18.8
COLLINS-BAKER, J., CIN	10	12	221	0	18.4

PUNTING	G	PUNT	YDS	AVG
BAYES, A., ECU	11	47	2259	48.1
WHITE, G., ARMY	11	47	2101	44.7
ROUSSEL, C., TUL	11	5	429	44.2
CLARK, M., HOU	11	32	2373	42.9
WULFECK, A., CIN	11	1	4279	42.2
PURSER, J., USM	11	54	2274	42.1
CANDE, J., MEM	11	67	2808	41.9
CARTER, L., UAB	11	67	2709	40.4
SIVORI, C., LOU	10	34	1315	38.7

FIELD GOALS	G	FG	FGA	PCT	FG/G
MARLER, S., TUL	11	15	21	71.4	1.36
CLARK, M., HOU	11	14	20	70.0	1.27
WHITE, R., MEM	11	13	19	68.4	1.18
HANNA, B., USM	10	11	18	61.1	1.10
HILBERT, J., LOU	10	11	18	61.1	1.10
ARIANS, J., UAB	11	12	15	80.0	1.09
PARKER, M., ARMY	11	8	14	57.1	0.73
RUFFIN, J., CIN	11	5	12	41.7	0.45
BAYES, A., ECU	11	4	7	57.1	0.36

SCORING	G	TD	XPT	FG	PTS	PTS/G
MOREAU, F., LOU	10	17	0	0	102	10.2
HILBERT, J., LOU	10	0	40	11	73	7.3
MARLER, S., TUL	11	0	30	15	75	6.8
SANFORD, K., HOU	11	12	0	0	72	6.5
HANNA, B., USM	10	0	29	11	62	6.2
CLARK, M., HOU	11	0	26	14	68	6.2
PINKSTON, T., USM	11	11	0	0	66	6.0
WHITE, R., MEM	11	0	25	13	64	5.8
WALLACE, M., ARMY	11	10	0	0	60	5.5
COOPER, R., CIN	10	9	0	0	54	5.4

(2000 returnees listed in italics)





# Ind./Team Stats - All Games

TACKLES	G	UA	A	TOTAL
SHAKIR, K., MEM	11	87	56	143
HILL, K., HOU	11	93	47	140
SLAUGHTER, USM	11	86	52	138
HUNTERTON, ARMY	11	88	35	123
GRIFFIN, P., ECU	11	58	63	121
ROGERS, W., HOU	11	57	57	114
JAMES, M., HOU	11	59	54	113
WEAVER, L., ARMY	10	79	33	112
JOHNSON, E., CIN	10	52	59	111
HERRING, B., LOU	11	65	43	108
WILLIAMS, C., USM	11	52	56	108
GOODWIN, D., ARMY	11	77	30	107
GOSSETT, D. CIN	10	82	25	107
ELLIS, N., TUL	11	65	41	106
BARNES, L., USM	10	48	56	104
BROWN, M., LOU	11	64	40	104
EVANS, T., CIN	11	37	61	98
PHILLIPS, J., TUL	10	53	44	97
HARRIS, R., LOU	11	47	49	96
KERR, J., ECU	11	58	32	90

SACKS	G	UA	A	TOTAL
LAWLESS, T., MEM	11	9	0	9
THOMAS, A., USM	11	9	0	9
KERR, J., ECU	11	7	1	7.5
HURST, Z., ARMY	11	7	0	7
JOSIAH, M., LOU	10	6	1	7
ARP, D., LOU	11	7	0	7
HUNTERTON, ARMY	11	4	2	6
ROGERS, W., HOU	11	6	0	6
THOMAS, B., UAB	10	6	0	6
STILES, C., MEM	11	6	0	6
ADDERSON, HOU	10	8	0	8
MONDS, M., CIN	10	3	2	5
BIASSOU, Y., UAB	11	5	0	5
HARRIS, R., LOU	11	4	1	5
SEXTON, M., LOU	9	5	0	5
LIGHT, T.J., HOU	11	4	1	4

TACKLES FOR LOSS	G	TOTAL
SLAUGHTER, T.J., USM	11	22
ROGERS, W., HOU	11	19
THOMAS, A., USM	11	16
ARP, D., LOU	11	16
HUNTERTON, N., ARMY	11	15
BELL, M., MEM	11	14
MAXON, J., HOU	11	14
SCOTT, C., USM	11	14
BROWN, M., LOU	11	13
KNIGHT, S. TUL	11	12
ELLIS, N., TUL	11	11

FUMBLES FORCED	G	TOTAL
WEAVER, L., ARMY	10	5
DAVIS, D., TUL	11	4
JAMES, M., HOU	11	4
GOSSETT, D. CIN	11	3
LIGHT, T.J., HOU	11	3
SHAKIR, K., MEM	11	3
JOHNSON, E., CIN	11	2

PASS BREAKUPS	G	TOTAL
PETTIS, W., HOU	11	20
FOSTER, F., ECU	11	16
HILL, K., HOU	11	15
MONROE, K., ECU	11	14
JAMES, M., HOU	11	12
BURROW, J., CIN	11	11
HOLMAN, R., LOU	11	11
PARKER, J., HOU	11	11
McNALLY, D., ARMY	11	10
ADAMS, An., ECU	11	9

RUSHING OFFENSE	G	ATT	YDS	AVG	TD	YDS/G
Army	11	636	2915	4.6	24	265.0
Houston	11	468	2296	4.9	22	208.7
Cincinnati	11	425	1894	4.5	20	172.2
East Carolina	11	435	1874	4.3	17	170.4
UAB	11	454	1545	3.4	18	140.5
Memphis	11	422	1478	3.5	17	134.4
Louisville	11	350	1437	4.1	19	130.6
Southern Miss	11	422	1345	3.2	12	122.3
Tulane	11	356	1026	2.9	6	93.3

PASS OFFENSE	G	ATT	CMP	INT	PCT	YDS	AVG	TD	YDS/G
Louisville	11	501	322	13	64.3	3687	7.4	29	335.2
Tulane	11	556	326	25	58.6	3600	6.5	25	327.3
Cincinnati	11	445	236	18	53.0	2774	6.2	16	252.2
East Carolina	11	341	197	12	57.8	2595	7.6	15	235.9
Southern Miss	11	303	168	14	55.4	2319	7.7	23	210.8
Houston	11	286	158	12	55.2	1758	6.1	5	159.8
Memphis	11	292	148	15	50.7	1743	6.0	9	158.5
UAB	11	283	142	11	50.2	1523	5.4	8	138.5
Army	11	128	52	7	40.6	806	6.3	3	73.3

TOTAL OFFENSE	G	RUSH	PASS	PLAYS	YDS	AVG/P	TD	YDS/G
Louisville	11	1437	3687	851	5124	6.0	48	465.8
Cincinnati	11	1894	2774	870	4668	5.4	36	424.4
Tulane	11	1026	3600	912	4626	5.1	31	420.5
East Carolina	11	1874	2595	776	4469	5.8	32	406.3
Houston	11	2296	1758	754	4054	5.4	27	368.5
Army	11	2915	806	764	3721	4.9	27	338.3
Southern Miss	11	1345	2319	725	3664	5.1	35	333.1
Memphis	11	1478	1743	714	3221	4.5	26	292.8
UAB	11	1545	1523	737	3068	4.2	26	278.9

SCORING OFFENSE	TD	XP	2XP	DXP	FG	SAF	PTS	AVG
Louisville	54	45	1	0	13	1	412	37.5
East Carolina	39	31	2	0	16	1	319	29.0
Southern Miss	40	35	0	1	11	0	310	28.2
Tulane	33	30	2	0	15	1	279	25.4
Cincinnati	37	30	1	0	7	0	275	25.0
Houston	31	26	0	0	14	0	254	23.1
UAB	30	24	2	0	12	2	248	22.5
Memphis	27	25	1	0	13	2	232	21.1
Army	29	27	0	0	8	0	225	20.5

PUNT RETURNS	G	RET	YDS	TD	AVG
UAB	11	23	440	2	19.1
East Carolina	11	30	424	1	14.1
Southern Miss	11	27	345	0	12.8
Louisville	11	24	277	0	11.5
Tulane	11	34	333	1	9.8
Houston	11	33	291	0	8.8
Army	11	16	124	1	7.8
Cincinnati	11	31	201	0	6.5
Memphis	11	38	175	0	4.6

KICKOFF RETURNS	G	RET	YDS	TD	AVG
Louisville	11	39	910	2	23.3
UAB	11	37	815	0	22.0
East Carolina	11	34	728	1	21.4
Houston	11	26	543	0	20.9
Army	11	40	819	0	20.5
Cincinnati	11	44	852	0	19.4
Tulane	11	55	1045	0	19.0
Southern Miss	11	26	467	0	18.0
Memphis	11	33	564	0	17.1



# Team Stats - All Games

RUSHING DEFENSE						
G	Rushes	Yards	Avg	TD	Yds/G	
Southern Miss	11	403	1006	2.5	6	91.5
Houston	11	418	1202	2.9	8	109.3
East Carolina	11	447	1447	3.2	10	131.5
UAB	11	425	1559	3.7	14	141.7
Memphis	11	482	1578	3.3	8	143.5
Louisville	11	438	1832	4.2	21	166.5
Army	11	486	1891	3.9	20	171.9
Cincinnati	11	440	1962	4.5	16	178.4
Tulane	11	526	2684	5.1	32	244.0

PASS EFF. DEF. Att							
	Cmp	Int	Pct	Yds	TD	Eff	
East Carolina	389	200	17	51.4	2294	10	100.7
Southern Miss	351	186	15	53.0	2229	8	105.3
Memphis	304	158	9	52.0	1871	13	111.9
UAB	374	198	19	52.9	2487	17	113.6
Houston	329	154	16	46.8	2310	18	114.1
Cincinnati	311	166	15	53.4	2277	16	122.2
Louisville	359	201	13	56.0	2481	17	122.4
Army	298	190	9	63.8	2256	10	132.4
Tulane	259	145	15	56.0	2267	14	135.8

TOTAL DEFENSE							
	Rush	Pass	Plays	Yards	Avg/P	TD	Yds/G
Southern Miss	1006	2229	754	3235	4.3	14	294.1
Memphis	1578	1871	786	3449	4.4	21	313.5
Houston	1202	2310	747	3512	4.7	26	319.3
East Carolina	1447	2294	836	3741	4.5	20	340.1
UAB	1559	2487	799	4046	5.1	31	367.8
Army	1891	2256	784	4147	5.3	30	377.0
Cincinnati	1962	2277	751	4239	5.6	32	385.4
Louisville	1832	2481	797	4313	5.4	38	392.1
Tulane	2684	2267	785	4951	6.3	46	450.1

SCORING DEFENSE								
	TD	XP	2XP	DXP	FG	Saf	Pts	Avg/G
Southern Miss	21	14	2	0	8	2	172	15.6
Memphis	22	17	0	0	11	0	182	16.5
East Carolina	22	15	1	0	16	0	197	17.9
Houston	28	21	0	0	6	2	211	19.2
UAB	33	29	1	0	16	1	279	25.4
Cincinnati	36	31	0	0	14	0	289	26.3
Army	35	31	1	0	24	1	317	28.8
Louisville	42	34	3	0	13	0	331	30.1
Tulane	51	45	2	0	14	1	399	36.3

TURNOVER MARGIN							
	(Gained)			(Lost)			Mar
	Fum	Int	Tot	Fum	Int	Tot	
Tulane	12	14	26	5	6	11	+15
Southern Miss	15	15	30	6	14	20	+10
Houston	12	16	28	7	12	19	+9
UAB	6	19	25	11	11	22	+3
East Carolina	12	17	29	15	12	27	+2
Cincinnati	11	15	26	6	18	24	+2
Memphis	13	9	22	9	15	24	-2
Louisville	7	13	20	11	13	24	-4
Army	11	9	20	17	7	24	-4
Tulane	10	15	25	10	25	35	-10

PUNTING					
	Punts	Avg	Ret	Yds	Yds/P
Cincinnati	55	42.2	14	154	39.4
Tulane	58	42.1	35	289	37.2
East Carolina	51	44.8	27	401	36.9
Army	62	43.7	39	459	36.3
Memphis	68	41.3	37	346	36.2
Southern Miss	58	40.8	30	288	35.9
Houston	68	39.0	23	261	35.1
UAB	69	39.4	36	340	34.4
Louisville	34	38.7	20	150	34.3

FIELD GOALS				
G	Made	Att	Pct.	
Memphis	11	16	16	1.000
UAB	11	12	16	.750
Tulane	11	15	21	.714
East Carolina	11	16	23	.696
Memphis	11	13	19	.684
Houston	11	14	21	.667
Louisville	11	13	20	.650
Southern Miss	11	11	18	.611
Army	11	8	14	.571
Cincinnati	11	7	20	.350

PAT KICKING				
G	Made	Att	Pct.	
Memphis	11	25	25	1.000
Army	11	27	27	1.000
Tulane	11	30	31	.968
UAB	11	24	25	.960
Louisville	11	45	48	.938
Houston	11	26	28	.929
Southern Miss	11	35	38	.921
East Carolina	11	31	35	.886
Cincinnati	11	30	36	.833

FIRST DOWNS					
G	Rush	Pass	Pen	Total	
Louisville	11	79	184	26	290
Tulane	11	68	161	20	249
Cincinnati	11	110	123	16	249
East Carolina	11	107	109	16	232
Houston	11	110	78	16	204
Army	11	147	37	15	199
Southern Miss	11	76	95	14	185
Memphis	11	84	77	20	181
UAB	11	97	57	18	172

3RD-DN CONVERSIONS				
G	Made	Att	Pct.	
Louisville	11	71	161	44.1
Cincinnati	11	78	186	41.9
Southern Miss	11	64	158	40.5
Tulane	11	69	185	37.3
East Carolina	11	56	152	36.8
Army	11	61	166	36.7
Houston	11	50	158	31.6
Memphis	11	50	160	31.3
UAB	11	50	161	31.1

4TH-DN CONVERSIONS				
G	Made	Att	Pct.	
Memphis	11	11	15	73.3
Cincinnati	11	16	24	66.7
Army	11	13	20	65.0
Tulane	11	15	28	53.6
Louisville	11	11	22	50.0
UAB	11	5	12	41.7
East Carolina	11	4	14	28.6
Southern Miss	11	3	12	25.0
Houston	11	3	12	25.0

PENALTIES			
G	No	Yds	
Army	11	43	389
East Carolina	11	67	597
Cincinnati	11	65	605
Memphis	11	76	608
Southern Miss	11	81	612
Tulane	11	76	707
UAB	11	88	724
Houston	11	100	939
Louisville	11	115	1010



# Superlatives - All Games

## INDIVIDUAL GAME HIGHS

Total Offense . . . . .	461	RAMSEY, Patrick (TULANE) vs. Army (Sep 18, 1999)
Rushing yards . . . . .	269	WALLACE, Michael (ARMY) vs. Louisville (Oct 7, 1999)
Rushing attempts . . . . .	42	NIX, Derrick (SOUTHERN MISS) at East Carolina (Oct 9, 1999)
Rushing TDs . . . . .	4	MOREAU, Frank (LOUISVILLE) vs. Chattanooga (Sep 11, 1999)
	4	MOREAU, Frank (LOUISVILLE) at Army (Oct 7, 1999)
	4	WALLACE, Michael (ARMY) vs. Louisville (Oct 7, 1999)
Longest rush . . . . .	78	WALLACE, Michael (ARMY) vs. Louisville (Oct 7, 1999)
Passing yards . . . . .	450	REDMAN, Chris (LOUISVILLE) vs. Illinois (Sep 18, 1999)
Passing Attempts . . . . .	60	REDMAN, Chris (LOUISVILLE) vs. Illinois (Sep 18, 1999)
Passing TDs . . . . .	5	REDMAN, Chris (LOUISVILLE) at Kentucky (Sep 4, 1999)
	5	REDMAN, Chris (LOUISVILLE) vs. Houston (Oct 23, 1999)
	5	RAMSEY, Patrick (TULANE) vs. UL-Lafayette (Oct 16, 1999)
Longest pass . . . . .	82	SUBER, Neil (MEMPHIS) at Tennessee (Sep 25, 1999)
Passes completed . . . . .	39	REDMAN, Chris (LOUISVILLE) vs. Illinois (Sep 18, 1999)
Had intercepted . . . . .	5	RAMSEY, Patrick (TULANE) at Navy (Nov 13, 1999)
Receiving yards . . . . .	218	DAWSON, JaJuan (TULANE) vs. SMU (Sep 11, 1999)
Receptions . . . . .	16	DAWSON, JaJuan (TULANE) vs. SMU (Sep 11, 1999)
Receiving TDs . . . . .	4	BOYD, Lavell (LOUISVILLE) vs. Houston (Oct 23, 1999)
Longest reception . . . . .	82	COUTAIN, Ken (MEMPHIS) at Tennessee (Sep 25, 1999)
Field goal attempts . . . . .	6	WHITE, Ryan (MEMPHIS) at UAB (Oct 9, 1999)
Field goals made . . . . .	5	WHITE, Ryan (MEMPHIS) at UAB (Oct 9, 1999)
Longest field goal . . . . .	52	MILLER, K. (EAST CAROLINA) at Army (Oct 2, 1999)
Punts . . . . .	11	CANDE, Jim (MEMPHIS) vs. Mississippi (Sep 4, 1999)
	11	ROUSSEL, Casey (TULANE) at East Carolina (Oct 23, 1999)
Longest punt . . . . .	83	ROUSSEL, Casey (TULANE) at East Carolina (Oct 23, 1999)
Punt returns . . . . .	8	HIGGINS, Tripp (MEMPHIS) at UAB (Oct 9, 1999)
Punt return yards . . . . .	133	STOKES, Keith (EAST CAROLINA) vs. CINCINNATI (Nov 13, 1999)
Longest punt return . . . . .	94	STOKES, Keith (EAST CAROLINA) vs. CINCINNATI (Nov 13, 1999)
Kick returns . . . . .	8	VANN, LaDaris (CINCINNATI) at East Carolina (Nov 13, 1999)
Kick return yards . . . . .	176	VANN, LaDaris (CINCINNATI) at East Carolina (Nov 13, 1999)
Longest kick return . . . . .	97	PARKER, Zek (Louisville) vs. Chattanooga (Sep 11, 1999)
Interceptions . . . . .	2	six tied with
Interception return yards . . . . .	96	SINGLETON, Adrian (UAB) at Cincinnati (Oct 16, 1999)
Longest interception return . . . . .	96	SINGLETON, Adrian (UAB) at Cincinnati (Oct 16, 1999)
Tackles . . . . .	21	BARNES, Leo (SOUTHERN MISS) at Texas A&M (Sep 25, 1999)

## TEAM GAME HIGHS

Points . . . . .	59	ARMY vs. Louisville (Oct 7, 1999)
Total offense . . . . .	649	EAST CAROLINA vs. Tulane (Oct 23, 1999)
Rushing yards . . . . .	480	ARMY vs. Louisville (Oct 7, 1999)
Rushing attempts . . . . .	68	Army vs. Louisville (Oct 7, 1999)
Rushing TDs . . . . .	7	ARMY vs. Louisville (Oct 7, 1999)
Passing yards . . . . .	450	LOUISVILLE vs. Illinois (Sep 18, 1999)
Passing attempts . . . . .	66	TULANE at Houston (Nov 6, 1999)
Passing TDs . . . . .	5	LOUISVILLE at Kentucky (Sep 4, 1999)
	5	LOUISVILLE vs. Houston (Oct 23, 1999)
	5	TULANE vs. UL-Lafayette (Oct 16, 1999)
Passes completed . . . . .	39	LOUISVILLE vs. Illinois (Sep 18, 1999)
Receiving yards . . . . .	450	LOUISVILLE vs. Illinois (Sep 18, 1999)
Receptions . . . . .	39	LOUISVILLE vs. Illinois (Sep 18, 1999)
Receiving TDs . . . . .	5	three tied with
Longest reception . . . . .	82	MEMPHIS at Tennessee (Sep 25, 1999)
Field goal attempts . . . . .	6	MEMPHIS at UAB (Oct 9, 1999)
Field goals made . . . . .	5	MEMPHIS at UAB (Oct 9, 1999)
Longest field goal . . . . .	52	EAST CAROLINA at Army (Oct 2, 1999)
Punts . . . . .	11	MEMPHIS vs. Mississippi (Sep 4, 1999)
	11	TULANE at East Carolina (Oct 23, 1999)
Longest punt . . . . .	83	TULANE at East Carolina (Oct 23, 1999)
Punt returns . . . . .	8	MEMPHIS at UAB (Oct 9, 1999)
Punt return yards . . . . .	133	EAST CAROLINA vs. Cincinnati (Nov 13, 1999)
Longest punt return . . . . .	94	EAST CAROLINA vs. Cincinnati (Nov 13, 1999)
Punt return TDs . . . . .	2	UAB at Missouri (Sep 4, 1999)
Kick returns . . . . .	9	CINCINNATI at Miami of Ohio (Oct 30, 1999)
Kick return yards . . . . .	176	CINCINNATI at Miami of Ohio (Oct 30, 1999)
	176	CINCINNATI at East Carolina (Nov 13, 1999)
Longest kick return . . . . .	97	LOUISVILLE vs. Chattanooga (Sep 11, 1999)
Kick return TDs . . . . .	1	three tied with
Interceptions . . . . .	4	three tied with
Interception return yds . . . . .	119	LOUISVILLE at Kentucky (Sep 4, 1999)
Fumbles lost . . . . .	3	four tied with
Fumbles recovered . . . . .	5	HOUSTON vs. Rice (Sep 4, 1999)
Sacked by opp . . . . .	8	SOUTHERN MISS at Alabama (Oct. 30, 1999)
QB sacks . . . . .	8	LOUISVILLE at Kentucky (Sep 4, 1999)
Turnovers committed . . . . .	6	SOUTHERN MISS at Nebraska (Sep 18, 1999)
Turnovers caused . . . . .	6	HOUSTON vs. Rice (Sep 4, 1999)
First downs . . . . .	33	three tied with
Penalties . . . . .	17	LOUISVILLE at Memphis (Oct 16, 1999)
Penalties yards . . . . .	142	LOUISVILLE at Memphis (Oct 16, 1999)





# Individual Stats - C-USA Games

RUSHING						
G	ATT	YDS	AVG	TD	YDS/G	
NIX, D., USM	6	165	734	4.4	6	122.3
SANFORD, K., HOU	6	137	732	5.3	7	122.0
COOPER, R., CIN	6	154	717	4.7	4	119.5
MOREAU, F., LOU	5	126	558	4.4	7	111.6
WALLACE, M., ARMY	6	89	585	6.6	8	97.5
GREEN, M., HOU	5	73	452	6.2	5	90.4
ARNOLD, G., MEM	6	87	537	6.2	7	89.5
COLEMAN, P., UAB	6	81	396	4.9	1	66.0
WILSON, J., ECU	6	75	313	4.2	3	52.2
ROONEY, B., ARMY	6	55	261	4.7	0	43.5

PASS EFFICIENCY								
G	ATT	CMP	INT	PCT	YDS	TD	EFF	
KELLY, J., USM	6	134	81	3	60.4	1216	13	164.2
REDMAN, C., LOU	6	275	175	6	63.6	2084	15	140.9
GARRARD, D., ECU	6	184	101	9	54.9	1420	10	127.9
RAMSEY, P., TUL	6	248	144	11	58.1	1638	13	122.0
ANGLIN, T., MEM	5	106	60	6	56.6	705	3	110.5
DIXON, D., UAB	5	125	66	7	52.8	839	4	108.5
KENNER, D., CIN	5	197	100	9	50.8	1262	5	103.8
GERENA, J., ARMY	6	68	27	1	39.7	498	1	103.1
McKINLEY, J., HOU	6	158	87	9	55.1	944	1	95.9
SUBER, N., MEM	5	54	26	3	48.1	256	2	89.1

TOTAL OFFENSE						
G	RUSH	PASS	PLAYS	TOTAL	YDS/G	
REDMAN, C., LOU	6	-69	2084	304	2015	335.8
GARRARD, D., ECU	6	202	1420	254	1622	270.3
KENNER, D., CIN	5	81	1262	218	1343	268.6
RAMSEY, P., TUL	6	-80	1638	285	1558	259.7
KELLY, J., USM	6	42	1216	164	1258	209.7
DIXON, D., UAB	5	5	839	201	844	168.8
McKINLEY, J., HOU	6	-15	944	171	929	154.8
ANGLIN, T., MEM	5	54	705	141	759	151.8
SANFORD, K., HOU	6	732	45	138	777	129.5
GERENA, J., ARMY	6	238	498	173	736	122.7

RECEPTIONS/GAME						
G	REC	YDS	TD	AVG/C	YDS/G	
JACKSON, A., LOU	6	62	739	5	11.9	10.33
DAWSON, J., TUL	5	36	377	5	10.5	7.20
BURNETTE, A., TUL	6	39	607	2	15.6	6.50
GREEN, I., LOU	6	39	484	4	12.4	6.50
IGLESIAS, O., HOU	6	34	403	0	11.9	5.67
BOYD, L., LOU	6	29	415	6	14.3	4.83
SMIKLE, T., CIN	6	29	264	0	9.1	4.83
DODSON, D., MEM	6	28	334	3	11.9	4.67
GIDEON, S., USM	5	23	369	5	16.0	4.60
VANN, L., CIN	6	23	384	3	16.7	3.83

REC. YDS/GAME						
G	REC	YDS	TD	AVG/C	YDS/G	
JACKSON, A., LOU	6	62	739	5	11.9	123.2
BURNETTE, A., TUL	6	39	607	2	15.6	101.2
GREEN, I., LOU	6	39	484	4	12.4	80.7
DAWSON, J., TUL	5	36	377	5	10.5	75.4
GIDEON, S., USM	5	23	369	5	16.0	73.8
BOYD, L., LOU	6	29	415	6	14.3	69.2
IGLESIAS, O., HOU	6	34	403	0	11.9	67.2
PINKSTON, T., USM	6	19	402	5	21.2	67.0
VANN, L., CIN	6	23	384	3	16.7	64.0
MALONE, D., UAB	6	19	372	1	19.6	62.0

All-Purpose							
G	Rush	Rcv	PR	KR	Yds	Avg/G	
SANFORD, K., HOU	6	732	61	0	165	958	159.7
STOKES, K., ECU	6	19	200	306	398	923	153.8
COOPER, R., CIN	6	717	109	0	0	826	137.7
JACKSON, A., LOU	6	13	739	69	0	821	136.8
NIX, D., USM	6	734	75	0	0	809	134.8
MOREAU, F., LOU	5	558	87	0	0	645	129.0
BURNETTE, A., TUL	6	0	607	10	62	679	113.2
VANN, L., CIN	6	0	384	0	263	647	107.8
DAWSON, J., TUL	5	0	377	0	139	516	103.2
GREEN, M., HOU	5	452	22	0	19	493	98.6

INTERCEPTIONS					
G	INT	YDS	TD	INT/G	
JAMES, M., HOU	6	5	68	1	0.83
BROOKS, R., UAB	6	4	103	1	0.67
NEAL, K., UAB	6	3	1	0	0.50
HOLMAN, R., LOU	6	3	15	0	0.50
BARNES, L., USM	6	3	100	1	0.50
McNALLY, D., ARMY	6	2	0	0	0.33
PETTIS, W., HOU	6	2	8	0	0.33
MONROE, K., ECU	6	2	17	0	0.33
ADAMS, An., ECU	6	2	55	1	0.33
SINGLETON, A., UAB	6	2	96	1	0.33

PUNT RETURNS					
G	RET	YDS	TD	AVG	
BROOKS, R., UAB	6	12	245	0	20.4
STOKES, K., ECU	6	17	306	1	18.0
MILLS, S., USM	6	12	150	0	12.5
WILSON, J., TUL	6	13	122	0	9.4
HILL, K., HOU	6	14	119	0	8.5
THOMPSON, O., ARMY	6	7	58	0	8.3
KECK, T., CIN	6	17	135	0	7.9
JACKSON, A., LOU	6	9	69	0	7.7
HIGGINS, T., MEM	6	22	119	0	5.4

KICKOFF RETURNS					
G	RET	YDS	TD	AVG	
SANFORD, K., HOU	6	6	165	0	27.5
PARKER, Z., LOU	6	20	484	1	24.2
MILLS, S., USM	6	8	178	0	22.3
THATCH, C., UAB	5	6	127	0	21.2
THOMPSON, O., ARMY	6	13	274	0	21.1
STOKES, K., ECU	6	19	398	0	20.9
GALLERY, M., UAB	5	11	219	0	19.9
JOHNSON, R., MEM	5	9	179	0	19.9
DAWSON, J., TUL	5	7	139	0	19.9
ROONEY, B., ARMY	6	7	138	0	19.7

PUNTING				
G	PUNT	YDS	AVG	
BAYES, A., ECU	6	23	1129	49.1
ROUSSEL, C., TUL	6	36	1628	45.2
CANDE, J., MEM	6	35	1517	43.3
WHITE, G., ARMY	6	38	1616	42.5
CLARK, M., HOU	6	23	954	41.5
CARTER, L., UAB	6	43	1739	40.4
PURSER, J., USM	6	24	967	40.3
WULFECK, A., CIN	6	33	1315	39.8
SIWORI, C., LOU	6	23	899	39.1

FIELD GOALS					
G	FG	FGA	PCT	FG/G	
HANNA, B., USM	6	10	14	71.4	1.67
CLARK, M., HOU	6	8	12	66.7	1.33
MARLER, S., TUL	6	7	11	63.6	1.17
WHITE, R., MEM	6	7	11	63.6	1.17
ARIANS, J., UAB	6	6	8	75.0	1.00
HILBERT, J., LOU	5	5	9	55.6	1.00
BAYES, A., ECU	6	3	6	50.0	0.50
PARKER, M., ARMY	6	2	6	33.3	0.33

SCORING						
G	TD	XPT	FG	PTS	PTS/G	
HANNA, B., USM	6	0	21	10	51	8.5
MOREAU, F., LOU	5	7	0	0	42	8.4
WALLACE, M., ARMY	6	8	0	0	48	8.0
NIX, D., USM	6	7	0	0	42	7.0
ARNOLD, G., MEM	6	7	0	0	42	7.0
SANFORD, K., HOU	6	7	0	0	42	7.0
DAWSON, J., TUL	5	5	2	0	32	6.4
WHITE, R., MEM	6	0	17	7	38	6.3
GREEN, M., HOU	5	5	0	0	30	6.0
BOYD, L., LOU	6	6	0	0	36	6.0

(2000 returnees listed in italics)



# Ind./Team Stats - C-USA Games

TACKLES	G	UA	A	TOTAL
SHAKIR, K., MEM	6	52	27	79
BROWN, M., LOU	6	46	25	71
GRIFFIN, P., ECU	6	33	37	70
HUNTERTON, ARMY	6	51	18	69
HERRING, B., LOU	6	41	25	66
EVANS, T., CIN	6	25	38	63
HILL, K., HOU	6	41	20	61
WEAVER, L., ARMY	6	45	16	61
GOSSETT, D., CIN	5	42	17	59
WILLIAMS, C., USM	6	32	25	57
SLAUGHTER, USM	6	37	20	57
GOODWIN, D., ARMY	6	41	16	57
HARRIS, R., LOU	6	24	31	55
ROGERS, W., HOU	6	20	34	54
ZICKEFOOSE, ARMY	6	40	13	53
JOHNSON, E., CIN	5	24	28	52
ELLIS, N., TUL	6	29	21	50
JAMES, M., HOU	6	25	25	50
MAXON, J., HOU	6	23	25	48
BELL, M., MEM	6	33	14	47

SACKS	G	UA	A	TOTAL
THOMAS, A., USM	6	5	0	5
LAWLESS, T., MEM	6	5	0	5
MONDS, M., CIN	6	3	1	4
STILES, C., MEM	6	4	0	4
HURST, Z., ARMY	6	4	0	4
GRIFFIN, P., ECU	6	2	1	3
SHAKIR, K., MEM	6	2	1	3
ARP, D., LOU	6	3	0	3
BELL, M., MEM	6	2	1	3
KNEPPER, M., HOU	6	2	1	3
BIASSOU, Y., UAB	6	3	0	3
SMART, J., ECU	6	3	0	3
CHARLES, A., ECU	6	2	1	3
THOMAS, B., UAB	6	3	0	3

TACKLES FOR LOSS	TOTAL
BELL, M., MEM	13
LAWLESS, T., MEM	11
ARP, D., LOU	9
HUNTERTON, N., ARMY	9
STILES, C., MEM	8
MONDS, M., CIN	8
SHAKIR, K., MEM	8
THOMAS, A., USM	8
NEAL, K., UAB	8
FLOYD, O., LOU	8

FUMBLES FORCED	TOTAL
DAVIS, D., TUL	3
PETTIS, W., HOU	2
SPORER, R., ARMY	2
EVANS, T., CIN	2
STILES, C., MEM	2
MONDS, M., CIN	2
WEAVER, L., ARMY	2

PASS BREAKUPS	TOTAL
PETTIS, W., HOU	9
ADAMS, An., ECU	8
McNALLY, D., ARMY	8
HILL, K., HOU	7
MONROE, K., ECU	7
HOLMAN, R., LOU	6
FIELDS, I., CIN	6
BURROW, J., CIN	5
BROWN, C., UAB	5
ROUNDTREE, A., LOU	5

RUSHING OFFENSE	G	ATT	YDS	AVG	TD	YDS/G
Army	6	363	1593	4.4	15	265.5
Houston	6	262	1318	5.0	13	219.7
Southern Miss	6	264	1037	3.9	7	172.8
Memphis	6	234	1019	4.4	13	169.8
Cincinnati	6	210	903	4.3	9	150.5
East Carolina	6	224	796	3.6	7	132.7
UAB	6	274	745	2.7	10	124.2
Louisville	6	195	580	3.0	8	96.7
Tulane	6	193	460	2.4	1	76.7

PASS OFFENSE	G	ATT	CMP	INT	PCT	YDS	AVG	TD	YDS/G
Louisville	6	276	175	6	63.4	2084	7.6	15	347.3
Tulane	6	281	158	11	56.2	1807	6.4	13	301.2
East Carolina	6	200	112	9	56.0	1592	8.0	11	265.3
Cincinnati	6	260	127	12	48.8	1590	6.1	7	265.0
Southern Miss	6	143	84	3	58.7	1256	8.8	13	209.3
Houston	6	177	94	11	53.1	1043	5.9	1	173.8
Memphis	6	163	88	9	54.0	996	6.1	5	166.0
UAB	6	145	76	7	52.4	961	6.6	5	160.2
Army	6	76	30	2	39.5	570	7.5	1	95.0

TOTAL OFFENSE	G	RUSH	PASS	PLAYS	YDS	AVG/P	TD	YDS/G
Louisville	6	580	2084	471	2664	5.7	23	444.0
Cincinnati	6	903	1590	470	2493	5.3	16	415.5
East Carolina	6	796	1592	424	2388	5.6	18	398.0
Houston	6	1318	1043	439	2361	5.4	14	393.5
Southern Miss	6	1037	1256	407	2293	5.6	20	382.1
Tulane	6	460	1807	474	2267	4.8	14	377.8
Army	6	1593	570	439	2163	4.9	16	360.5
Memphis	6	1019	996	397	2015	5.1	18	335.8
UAB	6	745	961	419	1706	4.1	15	284.3

SCORING OFFENSE	TD	XP	2XP	DXP	FG	SAF	PTS	AVG
Louisville	26	19	0	0	7	0	196	32.7
East Carolina	24	19	1	0	8	1	191	31.8
Southern Miss	23	21	0	0	10	0	189	31.5
Memphis	19	17	1	0	7	2	158	26.3
UAB	17	14	1	0	6	2	140	23.3
Houston	16	11	0	0	8	0	131	21.8
Tulane	15	14	1	0	7	0	127	21.2
Army	17	17	0	0	2	0	125	20.8
Cincinnati	17	11	1	0	2	0	121	20.2

PUNT RETURNS	G	RET	YDS	TD	AVG
UAB	6	13	252	0	19.4
East Carolina	6	19	318	1	16.7
Southern Miss	6	15	170	0	11.3
Tulane	6	17	175	0	10.3
Louisville	6	10	85	0	8.5
Cincinnati	6	17	135	0	7.9
Houston	6	16	124	0	7.8
Army	6	10	69	1	6.9
Memphis	6	26	139	0	5.3

KICKOFF RETURNS	G	RET	YDS	TD	AVG
Louisville	6	22	511	1	23.2
East Carolina	6	22	470	1	21.4
UAB	6	21	440	0	21.0
Army	6	23	466	0	20.3
Cincinnati	6	22	434	0	19.7
Tulane	6	26	505	0	19.4
Houston	6	17	318	0	18.7
Southern Miss	6	17	305	0	17.9
Memphis	6	17	305	0	17.9





# Team Stats - C-USA Games

RUSHING DEFENSE	G	Rushes	Yards	Avg	TD	Yds/G
Southern Miss	6	200	572	2.9	2	95.3
Houston	6	219	653	3.0	5	108.8
UAB	6	206	767	3.7	6	127.8
Memphis	6	275	834	3.0	5	139.0
East Carolina	6	268	862	3.2	7	143.7
Army	6	232	863	3.7	12	143.8
Cincinnati	6	249	998	4.0	10	166.3
Louisville	6	282	1440	5.1	18	240.0
Tulane	6	288	1462	5.1	18	243.7

PASS EFF. DEF.	Att	Cmp	Int	Pct	Yds	TD	Eff
Louisville	151	74	7	49.0	912	2	94
UAB	238	116	10	48.7	1424	7	100
East Carolina	191	106	7	55.5	1159	7	111
Memphis	181	93	5	51.4	1135	8	113
Southern Miss	219	119	8	54.3	1448	8	114
Houston	209	100	10	47.8	1563	14	123
Cincinnati	183	110	9	60.1	1344	9	128
Army	211	139	6	65.9	1596	7	134
Tulane	138	87	8	63.0	1318	9	153

TOTAL DEFENSE	Rush	Pass	Plays	Yards	Avg/P	TD	Yds/G
Memphis	834	1135	456	1969	4.3	13	32
Southern Miss	572	1448	419	2020	4.8	10	33
East Carolina	862	1159	459	2021	4.4	14	33
UAB	767	1424	444	2191	4.9	13	36
Houston	653	1563	428	2216	5.2	19	36
Cincinnati	998	1344	432	2342	5.4	19	39
Louisville	1440	912	433	2352	5.4	20	39
Army	863	1596	443	2459	5.6	19	40
Tulane	1462	1318	426	2780	6.5	27	46

SCORING DEFENSE	TD	XP	2XP	DXP	FG	Saf	Pts	Avg/G
Southern Miss	11	9	0	0	3	2	88	14.7
Memphis	13	9	0	0	3	0	96	16.0
UAB	14	11	1	0	10	1	129	21.5
East Carolina	16	11	1	0	8	0	133	22.2
Houston	21	15	0	0	3	1	152	25.3
Cincinnati	22	20	0	0	5	0	167	27.8
Louisville	23	19	1	0	7	0	180	30.0
Army	23	21	1	0	12	0	197	32.8
Tulane	31	28	1	0	6	1	236	39.3

TURNOVER MARGIN	(Gained)			(Lost)			
	Fum	Int	Tot	Fum	Int	Tot	Mar
Southern Miss	8	8	16	2	3	5	+11
UAB	3	10	13	4	7	11	+2
Army	6	6	12	9	2	11	+1
Cincinnati	5	9	14	2	12	14	+0
Houston	5	10	15	5	11	16	-1
Memphis	5	5	10	3	9	12	-2
Louisville	2	7	9	5	6	11	-2
East Carolina	7	7	14	8	9	17	-3
Tulane	3	8	11	6	11	17	-6

PUNTING	Punts	Avg	Ret	Yds	Yds/P
East Carolina	23	49.1	12	188	40.9
Memphis	35	43.3	19	160	38.8
Tulane	38	43.2	23	191	38.2
UAB	43	40.4	23	166	36.6
Southern Miss	26	38.6	11	70	35.9
Army	38	42.5	23	265	35.6
Louisville	23	39.1	12	87	35.3
Cincinnati	33	39.8	8	150	35.3
Houston	36	39.3	12	190	34.0

FIELD GOALS	G	Made	Att	Pct.
UAB	6	6	8	.750
Southern Miss	6	10	14	.714
East Carolina	6	8	12	.667
Louisville	6	7	11	.636
Tulane	6	7	11	.636
Memphis	6	7	11	.636
Houston	6	8	13	.615
Army	6	2	6	.333
Cincinnati	6	2	12	.167

PAT KICKING	G	Made	Att	Pct.
Memphis	6	17	17	1.000
UAB	6	14	14	1.000
Tulane	6	14	14	1.000
Army	6	17	17	1.000
Southern Miss	6	21	23	.913
Louisville	6	19	22	.864
East Carolina	6	19	22	.864
Houston	6	11	13	.846
Cincinnati	6	11	16	.688

FIRST DOWNS	G	Rush	Pass	Pen	Total
Louisville	6	39	101	16	157
East Carolina	6	51	67	13	131
Cincinnati	6	51	70	8	129
Tulane	6	36	75	15	126
Houston	6	58	49	12	119
Army	6	78	25	10	113
Southern Miss	6	54	49	8	111
Memphis	6	53	45	11	109
UAB	6	53	34	11	98

3RD-DN CONVERSIONS	G	Made	Att	Pct.
Southern Miss	6	41	91	45.1
Louisville	6	38	92	41.3
Army	6	36	97	37.1
East Carolina	6	29	79	36.7
Memphis	6	31	85	36.5
Cincinnati	6	36	102	35.3
Houston	6	27	89	30.3
Tulane	6	29	98	29.6
UAB	6	25	89	28.1

4TH-DN CONVERSIONS	G	Made	Att	Pct.
Memphis	6	5	6	83.3
Cincinnati	6	12	16	75.0
Tulane	6	8	13	61.5
Army	6	8	14	57.1
UAB	6	4	8	50.0
Louisville	6	5	12	41.7
Southern Miss	6	2	6	33.3
Houston	6	2	7	28.6
East Carolina	6	2	10	20.0

PENALTIES	G	No	Yds
Army	6	21	179
Memphis	6	36	290
East Carolina	6	41	341
Cincinnati	6	39	386
Tulane	6	45	424
Southern Miss	6	53	435
UAB	6	53	442
Houston	6	56	581
Louisville	6	68	629



# Superlatives - C-USA Games

## INDIVIDUAL GAME HIGHS

Total offense	461	RAMSEY, Patrick (TULANE) vs. Army (Sep 18, 1999)
Rushing yards	269	WALLACE, Michael (ARMY) vs. Louisville (Oct 7, 1999)
Rushing attempts	42	NIX, Derrick (SOUTHERN MISS) at East Carolina (Oct 9, 1999)
Rushing TDs	4	MOREAU, Frank (LOUISVILLE) at Army (Oct 7, 1999)
	4	WALLACE, Michael (ARMY) vs. Louisville (Oct 7, 1999)
Longest rush	78	WALLACE, Michael (ARMY) vs. Louisville (Oct 7, 1999)
Passing yards	447	RAMSEY, Patrick (TULANE) vs. Army (Sep 18, 1999)
Passing Attempts	59	KENNER, Deontey (CINCINNATI) vs. Southern Miss (Oct. 23, 1999)
Passing TDs	5	REDMAN, Chris (LOUISVILLE) vs. Houston (Oct 23, 1999)
Longest pass	79	DIXON, Daniel (UAB) vs. Houston (Sept. 25, 1999)
Passes completed	36	REDMAN, Chris (LOUISVILLE) at Army (Oct. 7, 1999)
Had intercepted	4	KENNER, Deontey (CINCINNATI) vs. UAB (Oct. 16, 1999)
	4	RAMSEY, Patrick (TULANE) at Houston (Nov. 6, 1999)
Receiving yards	174	JACKSON, Arnold (LOUISVILLE) at Cincinnati (Nov. 6, 1999)
Receptions	15	JACKSON, Arnold (LOUISVILLE) at Cincinnati (Nov. 6, 1999)
Receiving TDs	4	BOYD, Lavell (LOUISVILLE) vs. Houston (Oct 23, 1999)
Longest reception	79	MALONE, Darrius (UAB) vs. Houston (Sept. 25, 1999)
Field goal attempts	6	WHITE, Ryan (MEMPHIS) at UAB (Oct 9, 1999)
Field goals made	5	WHITE, Ryan (MEMPHIS) at UAB (Oct 9, 1999)
Longest field goal	52	MILLER, K. (EAST CAROLINA) at Army (Oct 2, 1999)
Punts	11	ROUSSEL, Casey (TULANE) at East Carolina (Oct 23, 1999)
Longest punt	83	ROUSSEL, Casey (TULANE) at East Carolina (Oct 23, 1999)
Punt returns	8	HIGGINS, Tripp (MEMPHIS) at UAB (Oct 9, 1999)
Punt return yards	133	STOKES, K. (EAST CAROLINA) vs. Cincinnati (Nov 13, 1999)
Longest punt return	94	STOKES, K. (EAST CAROLINA) vs. Cincinnati (Nov 13, 1999)
Kick returns	8	VANN, LaDaris (CINCINNATI) at East Carolina (Nov 13, 1999)
Kick return yards	176	VANN, LaDaris (CINCINNATI) at East Carolina (Nov 13, 1999)
Longest kick return	94	PARKER, Zek (LOUISVILLE) vs. Southern Miss (Nov. 20, 1999)
Interceptions	2	six tied with
Interception return yards	96	SINGLETON, A. (UAB) at Cincinnati (Oct 16, 1999)
Longest interception return	96	SINGLETON, A. (UAB) at Cincinnati (Oct 16, 1999)
Tackles	20	WILLIAMS, Chad (SOUTHERN MISS) vs. Cincinnati (Oct. 23, 1999)
	20	SHAKIR, Kamal (MEMPHIS) vs. Army (Nov. 13, 1999)

## TEAM GAME HIGHS

Points	59	ARMY vs. Louisville (Oct 7, 1999)
Total offense	649	EAST CAROLINA vs. Tulane (Oct 23, 1999)
Rushing yards	480	ARMY vs. Louisville (Oct 7, 1999)
Rushing attempts	68	Army vs. Louisville (Oct 7, 1999)
Rushing TDs	7	ARMY vs. Louisville (Oct 7, 1999)
Passing yards	450	LOUISVILLE vs. Illinois (Sep 18, 1999)
Passing attempts	66	TULANE at Houston (Nov 6, 1999)
Passing TDs	5	LOUISVILLE vs. Houston (Oct 23, 1999)
Passes completed	36	LOUISVILLE at Army (Oct. 7, 1999)
Receiving yards	447	TULANE vs. Army (Sept. 18, 1999)
Receptions	36	LOUISVILLE at Army (Oct. 7, 1999)
Receiving TDs	5	three tied with
Longest reception	79	UAB vs. Houston (Sept. 25, 1999)
Field goal attempts	6	MEMPHIS at UAB (Oct 9, 1999)
Field goals made	5	MEMPHIS at UAB (Oct 9, 1999)
Longest field goal	52	EAST CAROLINA at Army (Oct 2, 1999)
Punts	11	TULANE at East Carolina (Oct 23, 1999)
Longest punt	83	TULANE at East Carolina (Oct 23, 1999)
Punt returns	8	MEMPHIS at UAB (Oct 9, 1999)
Punt return yards	133	EAST CAROLINA vs. Cincinnati (Nov 13, 1999)
Longest punt return	94	EAST CAROLINA vs. Cincinnati (Nov 13, 1999)
Punt return TDs	1	ARMY vs. Tulane (Sept. 18, 1999)
Kick returns	8	TULANE vs. East Carolina (Oct. 23, 1999)
Kick return yards	176	CINCINNATI at East Carolina (Nov 13, 1999)
Longest kick return	94	LOUISVILLE vs. Southern Miss (Nov. 20, 1999)
Kick return TDs	1	three tied with
Interceptions	4	three tied with
Fumbles lost	3	four tied with
Fumbles recovered	3	SOUTHERN MISS at East Carolina (Oct. 9, 1999)
Sacked by opp.	7	TULANE at East Carolina (Oct 23, 1999)
QB sacks	7	EAST CAROLINA vs. Tulane (Oct 23, 1999)
Turnovers committed	5	HOUSTON vs. East Carolina (Oct. 30, 1999)
Turnovers caused	5	EAST CAROLINA vs. Houston (Oct. 30, 1999)
	5	TULANE vs. UAB (Nov. 20, 1999)
First downs	33	EAST CAROLINA vs. Tulane (Oct 23, 1999)
Penalties	17	LOUISVILLE at Memphis (Oct 16, 1999)
Penalties yards	142	LOUISVILLE at Memphis (Oct 16, 1999)



# Notebook

## 1999-00 Bowl Results

Bowl	Date	Location	Teams/Score
EA Sports Las Vegas	Dec. 18	Las Vegas, Nev.	Utah 17, Fresno State 16
Mobile Alabama	Dec. 22	Mobile, Ala	TCU 28, EAST CAROLINA 14
Jeep Eagle Aloha	Dec. 25	Honolulu, Hawaii	Wake Forest 23, Arizona State 3
Jeep Eagle Oahu	Dec. 25	Honolulu, Hawaii	Hawaii 23, Oregon State 17
Motor City	Dec. 27	Pontiac, Mich.	Marshall 21, BYU 3
Sylvania Alamo	Dec. 28	San Antonio, Tex.	Penn State 24, Texas A&M 0
HomePoint.Com Music City	Dec. 29	Nashville, Tenn.	Syracuse 20, Kentucky 13
Culligan Holiday	Dec. 29	San Diego, Calif.	Kansas State 24, Washington 20
Micron PC	Dec. 30	Miami, Fla.	Illinois 63, Virginia 21
crucial.com Humanitarian	Dec. 30	Boise, Idaho	Boise State 34, LOUISVILLE 31
Chick-fil-A Peach	Dec. 30	Atlanta, Ga.	Mississippi State 17, Clemson 7
Insight.com	Dec. 31	Tucson, Ariz.	Colorado 62, Arizona 28
AXA Liberty	Dec. 31	Memphis, Tenn.	SOUTHERN MISS 23, Colorado State 17
Wells Fargo Sun	Dec. 31	El Paso, Texas	Oregon 24, Minnesota 20
Sanford Independence	Dec. 31	Shreveport, La.	Mississippi 27, Oklahoma 25
Outback	Jan. 1	Tampa, Fla.	Georgia 28, Purdue 25
OurHouse.Com Florida Citrus	Jan. 1	Orlando, Fla.	Michigan St.37, Florida 34
Toyota Gator	Jan. 1	Jacksonville, Fla.	Miami, (Fla.) 28, Georgia Tech 13
Southwestern Bell Cotton	Jan. 1	Dallas, Texas	Arkansas 27, Texas 6
Rose by AT&T	Jan. 1	Pasadena, Calif.	Wisconsin 17, Stanford 9
Federal Express Orange	Jan. 1	Miami, Fla.	Michigan 35, Alabama 34 (ot)
Tostitos Fiesta	Jan. 2	Tempe, Ariz.	Nebraska 31, Tennessee 21
Nokia Sugar	Jan. 4	New Orleans, La.	Florida State 46, Virginia Tech 29

## 1999 NCAA LEADERS

### SCORING OFFENSE

5- Frank Moreau, LOU	10.2 ppg
43- Jon Hilbert, LOU	7.3 ppg
4t- LOUISVILLE	37.5 ppg
35t- EAST CAROLINA	29.0 ppg
47t- SOUTHERN MISS	28.2 ppg

### RUSHING OFFENSE

8- Frank Moreau, LOU	128.9 ypg
11- Robert Cooper, CIN	124.5 ypg
18- Ketric Sanford, HOU	109.0 ypg
30- Derrick Nix, USM	95.8 ypg
38- Mike Green, HOU	83.8 ypg
44- Michael Wallace, Army	81.8 ypg
50- Jamie Wilson, ECU	78.6 ypg
5- ARMY	265.0 ypg
16- HOUSTON	209.6 ypg
35- CINCINNATI	172.2 ypg
37- EAST CAROLINA	170.4 ypg

### PASSING EFFICIENCY/OFFENSE

9- Jeff Kelly, USM	143.7
12- Chris Redman, LOU	141.7
40- David Garrard, ECU	128.6
2- LOUISVILLE	335.2 ypg
5- TULANE	327.3 ypg
28- CINCINNATI	258.5 ypg
35- EAST CAROLINA	243.9 ypg

### TOTAL OFFENSE

6- Chris Redman, LOU	321.6 ypg
10- Patrick Ramsey, TUL	304.5 ypg
20- Deontey Kenner, CIN	264.2 ypg
21- David Garrard, ECU	259.3 ypg
6- LOUISVILLE	466.9 ypg
16- CINCINNATI	424.4 ypg
18- TULANE	420.6 ypg
32- EAST CAROLINA	406.3 ypg

### ALL-PURPOSE RUNNERS

12- Frank Moreau, LOU	157.4 ypg
19- Ketric Sanford, HOU	144.5 ypg
20- Robert Cooper, CIN	142.5 ypg
27- JaJuan Dawson, TUL	138.2 ypg
29- Arnold Jackson, LOU	137.0 ypg
36- Keith Stokes, ECU	126.3 ypg

### RECEPTIONS PER GAME

3- JaJuan Dawson, TUL	9.6
4- Arnold Jackson, LOU	9.2
12t- Adrian Burnette, TUL	7.2
34t- Lavell Boyd, LOU	5.5
34t- Ibn Green, LOU	5.5
39t- Orlando Iglesias, HOU	5.4

### RECEIVING YARDS PER GAME

4- Arnold Jackson, LOU	109.9
6- JaJuan Dawson, TUL	105.1
13- Adrian Burnette, TUL	99.6
26- Todd Pinkston, USM	88.8
43- Lavell Boyd, LOU	76.0

### TOTAL DEFENSE

8- SOUTHERN MISS	294.1 ypg
23- MEMPHIS	313.5 ypg
25- HOUSTON	316.2 ypg
38- EAST CAROLINA	340.1 ypg

### SCORING DEFENSE

8- SOUTHERN MISS	15.6 ppg
11- MEMPHIS	16.5 ppg
14- EAST CAROLINA	17.9 ppg
22- HOUSTON	19.2 ppg

### RUSHING DEFENSE

8- SOUTHERN MISS	91.5 ypg
20- HOUSTON	108.4 ypg
41- EAST CAROLINA	130.5 ypg
49- UAB	141.7 ypg

### PASS EFFICIENCY DEFENSE

10- EAST CAROLINA	100.9
16- SOUTHERN MISS	101.6
30- MEMPHIS	111.9
40- UAB	113.6
43- HOUSTON	114.1

### INTERCEPTIONS

1t- Rodregis Brooks, UAB	(9) 0.82 ipg
5t- Mike James, HOU	(7) 0.64 ipg
20t- Rashad Holman, LOU	(5) 0.45 ipg

### TURNOVER MARGIN

6t- SOUTHERN MISS	+0.91
11t- HOUSTON	+0.82
38t- UAB	+0.27
42t- CINCINNATI	+0.18
42t- EAST CAROLINA	+0.18

### NET PUNTING

1- Andrew Bayes, ECU	48.1 ypg
9- Casey Roussel, TUL	44.2 ypg
11- Graham White, ARMY	43.7 ypg
32- Adam Wulfeck, CIN	42.2 ypg
33- Jamie Purser, USM	42.1 ypg
37- Jim Cande, MEM	41.9 ypg
13- CINCINNATI	39.4 ypg
31- TULANE	37.2 ypg
33- EAST CAROLINA	36.9 ypg
43- ARMY	36.3 ypg
44- MEMPHIS	36.2 ypg

### PUNT RETURNS

4- Rodregis Brooks, UAB	17.1
8- Keith Stokes, ECU	15.5
11- Shawn Mills, USM	14.5
26- Arnold Jackson, LOU	11.4
48- Kenny Hill, HOU	9.5
1- UAB	19.1
8- EAST CAROLINA	14.1
12- SOUTHERN MISS	12.8
24- LOUISVILLE	11.5

### KICKOFF RETURNS

24- Zek Parker, LOU	24.6
32- Cedric Thatch, UAB	23.6
35- JaJuan Dawson, TUL	23.4
17- LOUISVILLE	23.3
29- UAB	22.0
38- EAST CAROLINA	21.4

### FIELD GOALS

24t- Seth Marler, TUL	1.36 pg
28t- Mike Clark, HOU	1.27 pg
33t- Ryan White, MEM	1.18 pg
43- Jon Hilbert, LOU	1.10 pg
44t- Jake Arians, UAB	1.09 pg



# History/Records





# Individual Records

## TOTAL OFFENSE

### PLAYS GAME

71	Chris Redman, Louisville vs. Southern Miss, 9-28-96 (63 pass, 8 rush)
68	Dan Gonzalez, East Carolina vs. Cincinnati, 11-13-97 (62 pass, 6 rush)
58	Dan Gonzalez, East Carolina vs. N.C. State, 11-22-97 (51 pass, 7 rush)
67	Shaun King, Tulane vs. Southern Miss, 10-25-97 (54 pass, 13 rush)
66	Patrick Ramsey, Tulane vs. Mississippi, 10-9-99 (59 pass, 7 rush)

### SEASON

577	Patrick Ramsey, TUL, 1999 (513 pass, 64 rush)
533	Chris Redman, LOU, 1999 (489 pass, 44 rush)
513	Chris Redman, LOU, 1998 (473 pass, 40 rush)
506	Dan Gonzalez, ECU, 1997 (431 pass, 75 rush)
492	Chris Redman, LOU, 1997 (445 pass, 47 rush)

### YARDS GAINED GAME

578	Chris Redman, Louisville at East Carolina, 11-14-98 (592 pass, -14 rush)
491	Chris Redman, Louisville vs. Memphis, 10-24-98 (506 pass, -15 rush)
471	Chris Redman, Louisville vs. Cincinnati, 10-3-98 (431 pass, 40 rush)
468	Chris Redman, Louisville vs. Western Kentucky, 10-31-98 (474 pass, -6 rush)
465	Shaun King, Tulane at Army, 11-14-98 (332 pass, 133 rush)

### SEASON

4,009	Chris Redman, Louisville, 1998 (4,042 pass, -33 rush)
3,781	Shaun King, Tulane, 1998 (3,232 pass, 549 rush)
3,523	Chris Redman, Louisville, 1999 (3,647 pass, -124 rush)
3,349	Patrick Ramsey, Tulane, 1999 (3,410 pass, -61 rush)
3,078	Shaun King, Tulane, 1997 (2,567 pass, 511 rush)

### YARDS PER GAME

#### SEASON

40.9	Chris Redman, Louisville, 1998 (4,042 pass, -33 rush, 10 games)
343.7	Shaun King, Tulane, 1998 (3,232 pass, 549 rush, 11 games)
320.3	Chris Redman, Louisville, 1999 (3,647 pass, -124 rush, 11 games)
304.5	Patrick Ramsey, Tulane, 1999 (3,410 pass, -61 rush, 11 games)
279.8	Shaun King, Tulane, 1997 (2,567 pass, 511 rush, 11 games)

### YARDS PER PLAY

#### GAME (min. 15 plays)

14.50	Chuck Clements, Houston vs. Memphis, 10-12-96 (319 on 22)
13.87	Jeff Kelly, Southern Miss vs. Louisiana-Lafayette, 11-13-99 (208 on 15)
13.55	Chuck Clements, Houston vs. Southern Miss, 11-9-96 (298 on 22)
12.46	Chuck Clements, Houston vs. Sam Houston St., 8-31-96 (314 on 28)
12.39	Chris Redman, Louisville vs. Cincinnati, 10-3-98 (471 on 38)
12.39	Chuck Clements, Houston vs. Southwestern La., 10-5-96 (285 on 23)

#### SEASON (min. 165 plays)

8.08	Shaun King, Tulane, 1998 (469 for 3,789)
7.81	Chris Redman, Louisville, 1998 (513 for 4,009)
7.01	Deontey Kenner, Cincinnati, 1998 (295 for 2,067)
6.61	Chris Redman, Louisville, 1999 (533 for 3,523)
6.46	Jeff Kelly, Southern Miss, 1999 (310 for 2,004)

### TOUCHDOWN RESPONSIBILITY

#### GAME

6	Chris Redman, Louisville at East Carolina, 11-14-98 (6 pass)
6	Antowain Smith, Houston vs. Southern Miss, 11-9-96 (5 rush, 1 rec.)
5	Chris Redman, Louisville at Kentucky, 9-4-99 (5 pass)
5	Chris Redman, Louisville vs. Houston, 10-23-99 (5 pass)
5	Patrick Ramsey, Tulane vs. Louisiana-Lafayette, 10-23-99 (5 pass)
5	Leroy Collins, Louisville vs. Western Kentucky, 10-3-98 (5 rush)

#### SEASON

46	Shaun King, Tulane, 1998 (36 pass, 10 rush)
31	Chris Redman, Louisville, 1998 (29 pass, 2 rush)
30	Chris Redman, Louisville, 1999 (29 pass, 1 rush)
29	Shaun King, Tulane, 1997 (24 pass, 5 rush)
26	Patrick Ramsey, Tulane, 1999 (25 pass, 1 rush)

## RUSHING

### MOST ATTEMPTS GAME

42	Derrick Nix, Southern Miss at East Carolina, 10-9-99 (xx yards)
41	DeMarco McCleskey, Cincinnati vs. East Carolina, 11-5-98 (234 yards)
37	Robert Cooper, Cincinnati at Miami of Ohio, 10-30-99 (209 yards)
37	Derrick Nix, Southern Miss at Nevada, 11-21-98 (219 yards)
36	Robert Cooper, Cincinnati vs. Memphis, 11-20-99 (204 yards)
36	Daryl Royal, Cincinnati vs. Miami (Ohio), 9-28-96 (282 yards)

### SEASON

255	Derrick Nix, Southern Miss, 1999 (1,054 yards)
248	Robert Cooper, Cincinnati, 1999 (1,245 yards)
245	Harold Shaw, Southern Miss, 1997 (1,045 yards)
233	Frank Moreau, Louisville, 1999 (1,289 yards)
226	Derrick Nix, Southern Miss, 1998 (1,180 yards)

### RUSHES PER GAME

#### SEASON

24.8	Robert Cooper, Cincinnati, 1999 (248 in 10 games)
23.3	Frank Moreau, Louisville, 1999 (233 in 10 games)
23.2	Derrick Nix, Southern Miss, 1999 (255 in 11 games)
22.3	Harold Shaw, Southern Miss, 1997 (245 in 11 games)
20.5	Derrick Nix, Southern Miss, 1998 (226 in 11 games)

### YARDS GAINED

#### GAME

282	Daryl Royal, Cincinnati vs. Miami (Ohio), 9-28-96 (36 attempts)
269	Michael Wallace, Army vs. Louisville, 10-7-99 (xx attempts)
234	DeMarco McCleskey, Cincinnati vs. East Carolina, 11-5-98 (41 attempts)
231	Antowain Smith, Houston vs. Southern Miss, 11-9-96 (31 attempts)
219	Derrick Nix, Southern Miss at Nevada, 11-21-98 (37 attempts)

### SEASON

1,289	Frank Moreau, Louisville, 1999 (233 carries)
1,245	Robert Cooper, Cincinnati, 1999 (248 carries)
1,239	Antowain Smith, Houston, 1996 (202 carries)
1,199	Ketric Sanford, Houston, 1999 (224 carries)
1,180	Derrick Nix, Southern Miss, 1998 (226 carries)

### YARDS PER GAME

#### SEASON

128.9	Frank Moreau, Louisville, 1999 (1,289 yards in 10 games)
124.5	Robert Cooper, Cincinnati, 1999 (1,245 yards in 10 games)
112.6	Antowain Smith, Houston, 1996 (1,239 yards in 11 games)
109.0	Ketric Sanford, Houston, 1999 (1,199 yards in 11 games)
107.3	Derrick Nix, Southern Miss, 1998 (1,180 yards in 11 games)

### YARDS PER RUSH

#### GAME (min. 10 attempts)

14.16	Michael Wallace, Army vs. Louisville, 10-7-99 (269 on 19)
11.50	Robert Cooper, Cincinnati vs. Indiana, 9-26-98 (161 on 14)
11.25	Frank Moreau, Louisville vs. Cincinnati, 10-3-98 (135 on 12)
11.24	Robert Cooper, Cincinnati at UAB, 11-16-96 (191 on 17)
10.92	Gerard Arnold, Memphis at Tulane, 10-30-99 (142 on 13)

#### SEASON (min. 100 rushes)

6.20	Bobby Williams, Army, 1998 (783 on 127)
6.13	Antowain Smith, Houston, 1996 (1,239 on 202)
5.90	Mike Green, Houston, 1999 (838 on 142)
5.67	Toney Converse, Tulane, 1997 (777 on 137)
5.65	Percy Coleman, UAB, 1999 (689 on 122)

### RUSHING TOUCHDOWNS

#### GAME

5	Leroy Collins, Louisville vs. Western Kentucky (10-31-98)
5	Antowain Smith, Houston vs. Southern Miss (11-9-96)
4	Frank Moreau, Louisville vs. Chattanooga (9-11-99)
4	Frank Moreau, Louisville at Army (10-7-99)
4	Michael Wallace, Army vs. Louisville (10-7-99)
4	DeMarco McCleskey, Cincinnati vs. Houston (11-14-98)
4	DeMarco McCleskey, Cincinnati at Arkansas State (11-21-98)
4	Toney Converse, Tulane vs. Louisiana Tech (11-26-98)



# Individual Records

- 4 Chris Windsor, Southern Miss vs. Southwestern La. (9-21-96)
- 4 Frank Moreau, Louisville vs. East Carolina (11-1-97)

## SEASON

- 19 Leroy Collins, Louisville, 1998
- 17 Frank Moreau, Louisville, 1999
- 16 Harold Shaw, Southern Miss, 1997
- 14 Antowain Smith, Houston, 1996
- 12 Ketric Sanford, Houston, 1999

## LONGEST RUSHING PLAYS

- 96t Antowain Smith, Houston at Pittsburgh (9-14-96)
- 75 Ketric Sanford, Houston at Cincinnati (11-14-98)
- 74 Robert Cooper, Cincinnati at Indiana (9-26-98)
- 73t Shaun King, Tulane at Louisville (10-11-97)
- 71 Craig Stucker, Army vs. Navy (12-5-98)
- 70 Ty Amey, Army vs. Navy (12-5-98)

## ALL-PURPOSE YARDS GAME

- 283 LaDaris Vann, Cincinnati at East Carolina, 11-13-99 (107 rec., 176 KR)
- 282 Daryl Royal, Cincinnati vs. Miami (Ohio), 9-28-96 (282 rush)
- 272 Antowain Smith, Houston vs. Southern Miss, 11-9-96 (231 rush, 26 rec., 15 KR)
- 269 Michael Wallace, Army vs. Louisville, 10-7-99 (269 rush)
- 267 Kendrick Lee, Southern Miss vs. Houston, 11-9-96 (260 rec., 7 PR)

## SEASON

- 1,574 Frank Moreau, Louisville, 1999 (1,289 rush, 285 rec., 0 PR, 0 KR)
- 1,555 Arnold Jackson, Louisville, 1998 (33 rush, 1,175 rec., 216 PR, 131 KR)
- 1,530 Ketric Sanford, Houston, 1999 (1,199 rush, 113 rec., 0 PR, 277 KR)
- 1,530 Ketric Sanford, Houston, 1998 (1,054 rush, 171 rec., 305 KR)
- 1,507 Arnold Jackson, Louisville, 1999 (27 rush, 1,209 rec., 261 PR, 10 KR)

## PASSING

### ATTEMPTS GAME

- 63 Chris Redman, Louisville vs. Southern Miss, 9-28-96 (35 comp., 400 yards)
- 62 Chris Redman, Louisville at Cincinnati, 11-8-97 (32 comp., 337 yards)
- 62 Dan Gonzalez, East Carolina vs. Cincinnati, 11-13-97 (37 comp., 338 yards)
- 60 Chris Redman, Louisville vs. Illinois, 9-18-99 (39 comp., 450 yards)
- 59 Patrick Ramsey, Tulane at Mississippi, 10-9-99 (35 comp., 385 yards)
- 59 Deontey Kenner, Cincinnati at Southern Miss, 10-23-99 (35 comp., 407 yards)

### SEASON

- 513 Patrick Ramsey, Tulane, 1999 (310 comp., 3,410 yards)
- 489 Chris Redman, Louisville, 1999 (317 comp., 3,647 yards)
- 473 Chris Redman, Louisville, 1998 (309 comp., 4,042 yards)
- 445 Chris Redman, Louisville, 1997 (261 comp., 3,079 yards)
- 431 Dan Gonzalez, East Carolina, 1997 (253 comp., 2,510 yards)

### COMPLETIONS GAME

- 44 Chris Redman, Louisville at East Carolina, 11-14-98 (56 att., 592 yds.)
- 41 Chris Redman, Louisville at Tulane, 10-17-98 (56 att., 477 yards)
- 39 Chris Redman, Louisville vs. Illinois, 9-18-99 (60 att., 450 yards)
- 37 Patrick Ramsey, Tulane vs. Louisiana-Lafayette, 10-16-99 (52 att., 396 yards)
- 37 Dan Gonzalez, East Carolina vs. Cincinnati, 11-13-97 (62 att., 338 yds)

### SEASON

- 317 Chris Redman, Louisville, 1999 (489 att., 3,647 yards)
- 310 Patrick Ramsey, Tulane, 1999 (513 att., 3,410 yards)
- 309 Chris Redman, Louisville, 1998 (473 att., 4,042 yards)
- 261 Chris Redman, Louisville, 1997 (445 att., 3,079 yards)
- 253 Dan Gonzalez, East Carolina, 1997 (431 att., 2,510 yards)

## COMPLETION PERCENTAGE GAME (min. 10 comp.)

- 87.5 Lee Roberts, Southern Miss at East Carolina, 10-10-96 (14-of-16, 229 yards)
- 85.7 Jeff Kelly, Southern Miss vs. Louisiana-Lafayette, 11-13-99 (12-of-14, 207 yards)
- 85.2 Shaun King, Tulane at Rutgers, 10-24-98 (23-of-27, 320 yards)
- 78.8 Dan Gonzalez, East Carolina at Houston, 11-9-97 (26-of-33, 337 yards)
- 78.6 Chris Redman, Louisville at East Carolina, 11-14-98 (44-of-56, 592 yards)
- 78.3 Chris Redman, Louisville vs. Western Kentucky, 10-31-98 (36-of-46, 474 yards)

## SEASON (min. 80 comp.)

- 68.0 Shaun King, Tulane, 1998 (223 of 328)
- 65.3 Chris Redman, Louisville, 1998 (309 of 473)
- 64.8 Chris Redman, Louisville, 1999 (317 of 489)
- 63.0 Chuck Clements, Houston, 1996 (223 of 354)
- 61.6 David Garrard, East Carolina, 1998 (157 of 255)

## PASSING YARDS GAME

- 592 Chris Redman, Louisville at East Carolina, 11-14-98 (44 of 56)
- 506 Chris Redman, Louisville vs. Memphis, 10-24-98 (32 of 49)
- 477 Chris Redman, Louisville at Tulane, 10-17-98 (41 of 56)
- 450 Chris Redman, Louisville vs. Illinois, 9-18-99 (39 of 60)
- 447 Patrick Ramsey, Tulane vs. Army, 9-18-99 (34 of 49)

## SEASON

- 4,042 Chris Redman, Louisville, 1998 (309 of 473)
- 3,647 Chris Redman, Louisville, 1999 (317 of 489)
- 3,410 Patrick Ramsey, Tulane, 1999 (310 of 513)
- 3,238 Shaun King, Tulane, 1997 (223 of 328)
- 3,079 Chris Redman, Louisville, 1997 (261 of 445)

## TOUCHDOWN PASSES GAME

- 6 Chris Redman, Louisville at East Carolina (11-14-98)
- 5 Chris Redman, Louisville at Kentucky (9-4-99)
- 5 Chris Redman, Louisville vs. Houston (10-23-99)
- 5 Patrick Ramsey, Tulane vs. Louisiana-Lafayette (10-16-99)
- 4 nine tied with

## SEASON

- 36 Shaun King, Tulane, 1998
- 29 Chris Redman, Louisville, 1999
- 29 Chris Redman, Louisville, 1998
- 25 Patrick Ramsey, Tulane, 1999
- 24 Shaun King, Tulane, 1997

## LONGEST PASSING PLAYS GAME

- 94t Shaun King to JaJuan Dawson, Tulane at SMU (9-5-98)
- 92t Scott Galbraith to Damien Dodson, Memphis at Houston (10-3-98)
- 86t Chris Redman to Arnold Jackson, Louisville vs. Utah (9-6-97)
- 82t Neil Suber to Ken Coutain, Memphis at Tennessee (9-25-99)
- 82 Neil Suber to Damien Dodson, Memphis vs. East Carolina (11-21-98)
- 82t Qadry Anderson to Teofilo Riley, Memphis at Houston (10-12-96)

## INTERCEPTIONS THROWN GAME

- 5 Patrick Ramsey, Tulane at Navy (11-13-99)
- 4 Jeff Kelly, Southern Miss at Nebraska (9-18-99)
- 4 Patrick Ramsey, Tulane at Syracuse (10-2-99)
- 4 Deontey Kenner, Cincinnati vs. UAB (10-16-99)
- 4 Patrick Ramsey, Tulane at Houston (11-6-99)
- 4 Chris Redman, Louisville at Utah (9-12-98)
- 4 Lee Roberts, Southern Miss at Tulane (10-3-98)
- 4 Chris Redman, Louisville at Southern Miss (10-10-98)

## SEASON

- 24 Patrick Ramsey, Tulane, 1999
- 15 Deontey Kenner, Cincinnati, 1999
- 14 Shaun King, Tulane, 1997





# Individual Records

football 2000

- 14 Chris Redman, Louisville, 1997
- 13 Chris Redman, Louisville, 1999
- 13 Chuck Clements, Houston, 1996

## LOWEST PERCENTAGE OF INTERCEPTIONS SEASON (min. 100 att.)

- 1.83 Shaun King, Tulane, 1998 (6 on 328)
- 2.32 Dan Gonzalez, East Carolina, 1997 (10 on 431)
- 2.56 Shaun King, Tulane, 1996 (7 on 273)
- 2.57 Lee Roberts, Southern Miss, 1997 (9 on 350)
- 2.66 Chris Redman, Louisville, 1999 (13 on 489)

## RECEIVING

### RECEPTIONS GAME

- 16 JaJuan Dawson, Tulane vs. SMU, 9-11-99 (218 yards)
- 15 Arnold Jackson, Louisville at Cincinnati, 11-6-99 (174 yards)
- 15 Ibn Green, Louisville at East Carolina, 11-14-98 (214 yards)
- 14 JaJuan Dawson, Tulane at Mississippi, 10-9-99 (136 yards)
- 14 Miguel Montano, Louisville at Cincinnati, 11-8-97 (148 yards)
- 14 Miguel Montano, Louisville vs. Southern Miss, 9-28-96

### SEASON

- 101 Arnold Jackson, Louisville, 1999 (1,209 yards)
- 94 JaJuan Dawson, Tulane, 1999 (1,036 yards)
- 91 Arnold Jackson, Louisville, 1998 (1,175 yards)
- 80 Jerrian James, Houston, 1998 (931 yards)
- 79 Adrian Burnette, Tulane, 1999 (1,095 yards)

### RECEPTIONS PER GAME SEASON

- 9.40 JaJuan Dawson, Tulane, 1999 (94 in 10 games)
- 9.18 Arnold Jackson, Louisville, 1999 (101 in 11 games)
- 8.27 Arnold Jackson, Louisville, 1998 (91 in 11 games)
- 7.27 Jerrian James, Houston, 1998 (80 in 11 games)
- 7.18 Adrian Burnette, Tulane, 1999 (79 in 11 games)

### YARDS GAINED GAME

- 260 Kendrick Lee, Southern Miss vs. Houston, 11-9-96 (10 catches)
- 218 JaJuan Dawson, Tulane vs. SMU, 9-11-99 (16 catches)
- 214 Ibn Green, Louisville at East Carolina, 11-14-98 (15 catches)
- 204 JaJuan Dawson, Tulane at Syracuse, 9-20-97 (7 catches)
- 194 Arnold Jackson, Louisville vs. Illinois, 9-18-99 (10 catches)

### SEASON

- 1,209 Arnold Jackson, Louisville, 1999 (101 catches)
- 1,186 Sherrod Gideon, Southern Miss, 1998 (66 catches)
- 1,175 Arnold Jackson, Louisville, 1998 (91 catches)
- 1,174 P.J. Franklin, Tulane, 1998 (74 catches)
- 1,095 Adrian Burnette, Tulane, 1999 (79 catches)

### YARDS PER GAME SEASON

- 109.9 Arnold Jackson, Louisville, 1999 (1,209 in 11 games)
- 107.8 Sherrod Gideon, Southern Miss, 1998 (1,186 in 11 games)
- 106.8 Arnold Jackson, Louisville, 1998 (1,175 in 11 games)
- 106.7 P.J. Franklin, Tulane, 1998 (1,174 in 11 games)
- 103.6 JaJuan Dawson, Tulane, 1999 (1,036 in 10 games)

### YARDS PER CATCH GAME (min. 5 catches)

- 32.0 Cornelius Bonner, Cincinnati at Louisville, 10-3-98 (5 for 160)
- 29.1 JaJuan Dawson, Tulane vs. Syracuse, 9-20-97 (7 for 204)
- 28.2 Sherrod Gideon, Southern Miss vs. Tulane, 10-25-97 (5 for 141)
- 27.4 Sherrod Gideon, Southern Miss at Alabama, 10-31-98 (7 for 192)
- 26.8 Todd Pinkston, Southern Miss vs. Louisiana-Lafayette, 11-13-99 (5 for 134)

### SEASON (min. 20 catches)

- 20.4 Todd Pinkston, Southern Miss, 1999 (48 for 977)
- 20.3 Kendrick Lee, Southern Miss, 1996 (33 for 669)
- 19.5 Anthony Ladd, Cincinnati, 1996 (21 for 409)
- 18.7 Sherrod Gideon, Southern Miss, 1997 (54 for 1,008)
- 18.0 Sherrod Gideon, Southern Miss, 1998 (66 for 1,186)

## TOUCHDOWN RECEPTIONS GAME

- 4 Lavell Boyd, Louisville vs. Houston (10-23-99)
- 3 Ibn Green, Louisville at Kentucky (9-4-99)
- 3 Adrian Burnette, Tulane vs. SMU (9-11-99)
- 3 Todd Pinkston, Southern Miss vs. Louisiana-Lafayette (11-13-99)
- 3 Ibn Green, Louisville at East Carolina (11-14-98)
- 3 Arnold Jackson, Louisville vs. Army (11-21-98)
- 3 Sherrod Gideon, Southern Miss vs. Memphis (11-22-97)
- 3 JaJuan Dawson, Tulane vs. Army (10-4-97)
- 3 Ibn Green, Louisville vs. Illinois (9-13-97)
- 3 JaJuan Dawson, Tulane vs. Cincinnati (9-6-97)
- 3 Kendrick Lee, Southern Miss at Houston (11-9-96)

## SEASON

- 13 Sherrod Gideon, Southern Miss, 1998
- 12 JaJuan Dawson, Tulane, 1998
- 12 Ibn Green, Louisville, 1998
- 11 Todd Pinkston, Southern Miss, 1999
- 11 P.J. Franklin, Tulane, 1998

## SCORING

### MOST POINTS GAME

- 36 Antowain Smith, Houston vs. Southern Miss (11-9-96)
- 30 Leroy Collins, Louisville vs. Western Kentucky (10-31-98)
- 24 Lavell Boyd, Louisville vs. Houston (10-23-99)
- 24 Frank Moreau, Louisville vs. Chattanooga (9-11-99)
- 24 Frank Moreau, Louisville at Army (10-7-99)
- 24 Michael Wallace, Army vs. Louisville (10-7-99)
- 24 DeMarco McCleskey, Cincinnati vs. Houston (11-14-98)
- 24 DeMarco McCleskey, Cincinnati at Arkansas State (11-21-98)
- 24 Chris Windsor, Southern Miss vs. Southwestern La. (9-21-96)
- 24 Frank Moreau, Louisville vs. East Carolina (11-1-97)

### SEASON

- 116 Leroy Collins, Louisville, 1998 (19 TD, 1 2PT)
- 109 Brad Palazzo, Tulane, 1997 (40 XPT, 23 FG)
- 102 Frank Moreau, Louisville, 1999 (17 TD)
- 96 Harold Shaw, Southern Miss, 1997 (16 TD)
- 92 Antowain Smith, Houston, 1996 (15 TD, 2-2PT)

### MOST TOUCHDOWNS GAME

- 6 Antowain Smith, Houston vs. Southern Miss (11-9-96)
- 5 Leroy Collins, Louisville vs. Western Kentucky (10-31-98)
- 4 Lavell Boyd, Louisville vs. Houston (10-23-99)
- 4 Frank Moreau, Louisville vs. Chattanooga (9-11-99)
- 4 Frank Moreau, Louisville at Army (10-7-99)
- 4 Michael Wallace, Army vs. Louisville (10-7-99)
- 4 DeMarco McCleskey, Cincinnati vs. Houston (11-14-98)
- 4 DeMarco McCleskey, Cincinnati at Arkansas State (11-21-98)
- 4 Chris Windsor, Southern Miss vs. Southwestern La. (9-21-96)
- 4 Frank Moreau, Louisville vs. East Carolina (11-1-97)

### SEASON

- 19 Leroy Collins, Louisville, 1998 (19 rush)
- 17 Frank Moreau, Louisville, 1999 (17 rush)
- 16 Harold Shaw, Southern Miss, 1997 (16 rush)
- 15 Antowain Smith, Houston, 1996 (14 rush, 1 rec.)
- 13 Sherrod Gideon, Southern Miss, 1998 (13 rec.)

## KICKING

### FIELD GOAL ATTEMPTS GAME

- 6 Ryan White, Memphis at UAB, 10-9-99 (5 made)
- 6 Brad Palazzo, Tulane at Louisville, 10-11-97 (5 made)
- 5 Seth Marler, Tulane vs. Army, 9-18-99 (4 made)
- 5 Brad Palazzo, Tulane at Southwestern La., 11-1-97 (4 made)
- 5 Eric Richards, Cincinnati vs. Miami (Ohio), 9-28-96 (3 made)
- 5 Johnny Lomoro, Southern Miss at Georgia, 8-31-96 (3 made)



# Individual Records

## SEASON

28	Brad Palazzo, Tulane, 1997 (23 made)
21	Seth Marler, Tulane, 1999 (15 made)
21	Sebastian Villarreal, Houston, 1997 (16 made)
21	Eric Richards, Cincinnati, 1996 (13 made)
20	Mike Clark, Houston, 1999 (14 made)

## FIELD GOALS MADE GAME

5	Ryan White, Memphis at UAB, 10-9-99 (6 att.)
5	Brad Palazzo, Tulane at Louisville, 10-11-97 (6 att.)
4	Seth Marler, Tulane vs. Army, 9-18-99 (5 att.)
4	Kevin Miller, East Carolina at Army, 10-2-99 (4 att.)
4	Seth Marler, Tulane vs. Louisiana-Lafayette, 10-16-99 (4 att.)
4	Ryan White, Memphis vs. Cincinnati, 10-17-98 (4 att.)
4	Brad Palazzo, Tulane at Southwestern La., 11-1-97 (5 att.)

## SEASON

23	Brad Palazzo, Tulane, 1997 (28 att.)
16	Ryan White, Memphis, 1998 (16 att.)
16	Sebastian Villarreal, Houston, 1997 (21 att.)
15	Seth Marler, Tulane, 1999 (21 att.)
14	Mike Clark, Houston, 1999 (20 att.)

## LONGEST FIELD GOALS

52	Kevin Miller, East Carolina at Army (10-2-99)
52	Mike Waddell, Houston at California (9-5-98)
52	Ryan White, Memphis vs. Cincinnati (10-17-98)
52	Brad Palazzo, Tulane vs. East Carolina (10-18-97)
51	Jon Hilbert, Louisville vs. UAB (10-30-99)
51	Seth Marler, Tulane vs. UAB (11-20-99)

## FIELD GOAL PERCENTAGE

### SEASON

100.0	Ryan White, Memphis, 1998 (16 of 16)
82.1	Brad Palazzo, Tulane, 1997 (23 of 28)
81.3	Tim Hardaway, Southern Miss, 1997 (13 of 16)
80.0	Jake Arians, UAB, 1999 (12 of 15)
80.0	Brad Palazzo, Tulane, 1996 (12 of 15)
76.5	Eric Olsen, Army, 1998 (13 of 17)

## PAT KICKS ATTEMPTED

### GAME

10	Brad Palazzo, Tulane vs. Southwestern Louisiana, 10-31-98 (10 made)
9	Jon Hilbert, Louisville vs. Western Kentucky, 10-31-98 (9 made)
9	Jon Hilbert, Louisville at East Carolina, 11-14-98 (9 made)
9	Brad Palazzo, Tulane vs. Louisiana Tech, 11-26-98 (9 made)
8	Matt Parker, Army vs. Louisville, 10-7-99 (8 made)
8	Sebastian Villarreal, Houston vs. Southern Miss, 11-9-96 (8 made)

## SEASON

68	Brad Palazzo, Tulane, 1998 (68 made)
53	Jon Hilbert, Louisville, 1998 (50 made)
43	Jon Hilbert, Louisville, 1999 (40 made)
41	Brad Palazzo, Tulane, 1997 (40 made)
39	Sebastian Villarreal, Houston, 1996 (37 made)

## PAT KICKS MADE

### GAME

10	Brad Palazzo, Tulane vs. Southwestern Louisiana, 10-31-98 (10 att.)
9	Jon Hilbert, Louisville vs. Western Kentucky, 10-31-98 (9 att.)
9	Jon Hilbert, Louisville at East Carolina, 11-14-98 (9 att.)
9	Brad Palazzo, Tulane vs. Louisiana Tech, 11-26-98 (9 att.)
8	Matt Parker, Army vs. Louisville, 10-7-99 (8 att.)
8	Sebastian Villarreal, Houston vs. Southern Miss, 11-9-96 (8 att.)

## SEASON

68	Brad Palazzo, Tulane, 1998 (68 att.)
50	Jon Hilbert, Louisville, 1998 (53 att.)
40	Jon Hilbert, Louisville, 1999 (43 att.)
40	Brad Palazzo, Tulane, 1997 (41 att.)
37	Sebastian Villarreal, Houston, 1996 (39 att.)

## PAT PERCENTAGE

### GAME (min. 7 attempts)

100.0	Brad Palazzo, Tulane vs. Southwestern Louisiana, 10-31-98 (10 of 10)
100.0	Jon Hilbert, Louisville vs. Western Kentucky, 10-31-98 (9 of 9)
100.0	Jon Hilbert, Louisville at East Carolina, 11-14-98 (9 of 9)
100.0	Brad Palazzo, Tulane vs. Louisiana Tech, 11-26-98 (9 of 9)
100.0	Matt Parker, Army vs. Louisville, 10-7-99 (8 of 8)
100.0	Sebastian Villarreal, Houston vs. Southern Miss, 11-9-96 (8 of 8)
100.0	Jon Hilbert, Louisville at Army, 10-7-99 (7 of 7)
100.0	Johnny Lomoro, Southern Miss vs. Houston, 11-9-96 (7 of 7)
100.0	Brad Palazzo, Tulane at Louisville, 10-11-97 (7 of 7)

## SEASON (min. 20 made)

100.0	Matt Parker, Army, 1999 (27 of 27)
100.0	Ryan White, Memphis, 1999 (25 of 25)
100.0	Brad Palazzo, Tulane, 1998 (68 of 68)
100.0	Ryan White, Memphis, 1998 (22 of 22)
100.0	Sebastian Villarreal, Houston, 1997 (20 of 20)
100.0	Eric Richards, Cincinnati, 1996 (26 of 26)
100.0	Brad Palazzo, Tulane, 1996 (21 of 21)

## TOTAL POINTS SCORED BY KICKING

### GAME

22	Brad Palazzo, Tulane at Louisville, 10-11-97 (5 FG, 7 XPT)
18	Brad Palazzo, Tulane at Southwestern La., 11-1-97 (4 FG, 6 XPT)
17	Ryan White, Memphis at UAB, 10-9-99 (5 FG, 2 XPT)
16	Seth Marler, Tulane vs. Army, 9-18-99 (4 FG, 4 XPT)
16	Seth Marler, Tulane vs. Louisiana-Lafayette, 10-16-99 (4 FG, 4 XPT)

## SEASON

109	Brad Palazzo, Tulane, 1997 (40 PAT, 23 FG)
89	Brad Palazzo, Tulane, 1998 (68 PAT, 7 FG)
75	Seth Marler, Tulane, 1999 (30 PAT, 15 FG)
73	Jon Hilbert, Louisville, 1999 (40 PAT, 11 FG)
72	Tim Hardaway, Southern Miss, 1997 (33 PAT, 13 FG)

## PUNTING

## MOST PUNTS

### GAME

12	Steve Smith, Cincinnati at Louisville (10-26-96)
11	Jim Cande, Memphis vs. Mississippi (9-4-99)
11	Casey Roussel, Tulane at East Carolina (10-23-99)
11	Doug Johnson, Cincinnati at Boston College (9-27-97)
10	nine tied with

## SEASON

73	Drew Pairamore, Memphis, 1996 (2,817 yards for 38.6 avg.)
69	Jeremy Borseth, Louisville, 1996 (2,800 yards for 40.6 avg.)
68	Jeremy Borseth, Louisville, 1997 (2,746 yards for 40.4 avg.)
68	Ignacio Saucedo, Houston, 1997 (2,794 yards for 41.1 avg.)
68	Steve Smith, Cincinnati, 1996 (2,795 yards for 41.1 avg.)

## YARDS PUNTED

### GAME

537	Casey Roussel, Tulane at East Carolina, 10-23-99 (11 punts)
510	Steve Smith, Cincinnati at Louisville, 10-26-96 (12 punts)
478	Jim Cande, Memphis vs. Mississippi, 9-4-99 (11 punts)
456	Doug Johnson, Cincinnati at Boston College, 9-27-97 (11 punts)
442	Graham White, Army at Memphis, 11-13-99 (10 punts)

## SEASON

2,818	Andrew Bayes, East Carolina, 1997 (65 for 43.4 avg.)
2,817	Drew Pairamore, Memphis, 1996 (73 for 38.6 avg.)
2,808	Jim Cande, Memphis, 1999 (67 for 41.9 avg.)
2,800	Jeremy Borseth, Louisville, 1996 (69 for 40.6 avg.)
2,795	Steve Smith, Cincinnati, 1996 (68 for 41.1 avg.)



# Individual Records

## PUNTING AVERAGE GAME (min. 3 punts)

54.7	Andrew Bayes, East Carolina at Southern Miss, 10-9-99 (3 for 164)
53.8	Andrew Bayes, East Carolina at Army, 10-2-99 (4 for 215)
53.8	Brad Hill, Tulane vs. Mississippi, 11-15-97 (4 for 215)
52.7	Jeremy Borseth, Louisville vs. Southern Miss, 9-28-96 (3 for 158)
51.4	Andrew Bayes, East Carolina vs. Tulane, 10-23-99 (3 for 157)

## SEASON

48.1	Andrew Bayes, East Carolina, 1999 (47 for 2,259)
46.2	Brad Hill, Tulane, 1997 (42 for 1,940)
44.7	Graham White, Army, 1998 (47 for 2,101)
44.2	Casey Roussel, Tulane, 1999 (55 for 2,429)
43.4	Andrew Bayes, East Carolina, 1997 (65 for 2,818)

## LONGEST PUNTS

83	Casey Roussel, Tulane at East Carolina (10-23-99)
78	Andrew Bayes, East Carolina at Houston (10-30-99)
78	Jamie Purser, Southern Miss at Nevada (11-20-98)
76	Jeremy Borseth, Louisville vs. Southern Miss (9-28-96)
75	Lee Carter, UAB at Virginia Tech (9-11-99)

## PUNT RETURNS

### MOST RETURNS GAME

8	Tripp Higgins, Memphis at UAB, 10-9-99 (46 yards)
7	Tripp Higgins, Memphis at Tulane, 10-30-99 (46 yards)
7	Troy Smith, East Carolina vs. Army, 10-3-98 (64 yards)
7	Arnold Jackson, Louisville at Illinois, 9-19-98 (17 yards)
7	Tinker Keck, Cincinnati vs. Kansas, 9-20-97 (49 yards)
7	Rico Clark, Louisville vs. Cincinnati, 10-26-96 (49 yards)
7	Rico Clark, Louisville at North Carolina, 11-9-96 (37 yards)

### SEASON

38	Tinker Keck, Cincinnati, 1997 (577 yards)
33	Sherrod Gideon, Southern Miss, 1997 (347 yards)
32	Rico Clark, Louisville, 1996 (238 yards)
31	Arnold Jackson, Louisville, 1998 (216 yards)
30	Harold Shaw, Southern Miss, 1998 (293 yards)

### YARDS RETURNED GAME

133	Keith Stokes, East Carolina vs. Cincinnati, 11-13-99 (4 returns)
124	Arnold Jackson, Louisville vs. Eastern Michigan, 10-2-99 (5 returns)
122	Tinker Keck, Cincinnati vs. Louisville, 11-8-97 (2 returns)
99	Rodregis Brooks, UAB vs. Louisiana-Monroe, 10-2-99 (4 returns)
97	Eddie Shaw, Southern Miss vs. East Carolina, 10-24-98 (5 returns)
97	Tinker Keck, Cincinnati at Miami (Ohio), 10-25-97 (5 returns)

### SEASON

577	Tinker Keck, Cincinnati, 1997 (38 returns)
404	Keith Stokes, East Carolina, 1999 (26 returns)
350	Rodregis Brooks, UAB, 1999 (20 returns)
347	Sherrod Gideon, Southern Miss, 1997 (33 returns)
304	Shawn Mills, Southern Miss, 1999 (26 returns)

### YARDS PER PUNT RETURN AVERAGE GAME (min. 2 returns)

61.0	Tinker Keck, Cincinnati vs. Louisville, 11-8-97 (2 for 122)
46.0	Charles West, Houston vs. Southern Miss, 11-9-96 (2 for 92)
33.3	Keith Stokes, East Carolina vs. Cincinnati, 11-13-99 (4 for 133)
25.5	Rodregis Brooks, UAB vs. Houston, 9-25-99 (2 for 51)
24.8	Arnold Jackson, Louisville vs. Eastern Michigan, 10-2-99 (5 for 124)
24.8	Rodregis Brooks, UAB vs. Louisiana-Monroe, 10-2-99 (4 for 99)

## SEASON (min. 15 returns)

17.5	Rodregis Brooks, UAB, 1999 (20 for 350)
15.5	Keith Stokes, East Carolina, 1999 (26 for 404)
15.1	Tinker Keck, Cincinnati, 1997 (38 for 577)
14.5	Shawn Mills, Southern Miss, 1999 (21 for 304)
14.3	Arnold Jackson, Louisville, 1997 (15 for 215)

## PUNT RETURN TOUCHDOWNS GAME

2	Tinker Keck, Cincinnati vs. Louisville, 11-8-97
1	Keith Stokes, East Carolina vs. Cincinnati, 11-13-99
1*	Gerard Brayboy, Cincinnati vs. Tulane, 9-5-98
1*	Delondo Davis, Tulane at SMU, 9-12-98
1*	Carlos Ochoa, East Carolina vs. Louisville, 11-14-98
1	Eddie Shaw, Southern Miss vs. East Carolina, 10-24-98
1	Arnold Jackson, Louisville vs. Illinois, 9-13-97
1	Tinker Keck, Cincinnati vs. Memphis, 10-4-97
1	Tinker Keck, Cincinnati at Miami (Ohio), 10-25-97
1*	Anthony Ladd, Cincinnati vs. Kentucky, 9-7-96
1	Charles West, Houston vs. Southern Miss, 11-9-96

\*punt was blocked

## SEASON

4	Tinker Keck, Cincinnati, 1997
1	Keith Stokes, East Carolina, 1999
1*	Gerard Brayboy, Cincinnati, 1998
1*	Delondo Davis, Tulane, 1998
1*	Carlos Ochoa, East Carolina, 1998
1	Eddie Shaw, Southern Miss, 1998
1	Arnold Jackson, Louisville, 1997
1	Anthony Ladd, Cincinnati, 1996
1	Charles West, Houston, 1996

## LONGEST PUNT RETURNS

94t	Keith Stokes, East Carolina vs. Cincinnati, 11-13-99
87t	Charles West, Houston vs. Southern Miss, 11-9-96
85t	Arnold Jackson, Louisville vs. Illinois, 9-13-97
78t	Shawn Mills, Southern Miss vs. Louisiana-Lafayette, 11-13-99
78t	Tinker Keck, Cincinnati vs. Louisville, 11-8-97

## KICKOFF RETURNS

### MOST RETURNS GAME

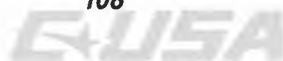
9	Rolando North, East Carolina at Syracuse, 10-4-97 (160 yards)
8	LaDaris Vann, Cincinnati at East Carolina, 11-13-99 (176 yards)
7	Zek Parker, Louisville at Army, 10-7-99 (148 yards)
7	Keith Cobb, Memphis vs. Tulane, 11-7-98 (130 yards)
7	Don McKnight, Cincinnati at Syracuse, 10-10-98 (133 yards)
7	Antonio Roundtree, Louisville vs. Tulane, 10-11-97 (178 yards)

### SEASON

35	Zek Parker, Louisville, 1999 (860 yards)
33	Don McKnight, Cincinnati, 1998 (647 yards)
32	Antonio Roundtree, Louisville, 1997 (693 yards)
27	Keith Stokes, East Carolina, 1999 (584 yards)
27	Jeff Liggion, Tulane, 1996 (707 yards)

### YARDS RETURNED GAME

200	Eric Booth, Southern Miss at Tennessee, 11-8-97 (6 returns)
178	Antonio Roundtree, Louisville vs. Tulane, 10-11-97 (7 returns)
176	LaDaris Vann, Cincinnati at East Carolina, 11-13-99 (8 returns)
171	Jeff Liggion, Tulane vs. Southern Miss vs. Tulane, 10-26-96 (3 returns)
160	Rolando North, East Carolina at Syracuse, 10-4-97 (9 returns)





# Individual Records

## SEASON

860	Zek Parker, Louisville, 1999 (35 returns)
766	Eric Booth, Southern Miss, 1997 (27 returns)
707	Jeff Liggon, Tulane, 1996 (27 returns)
693	Antonio Roundtree, Louisville, 1997 (32 returns)
593	Ketric Sanford, Houston, 1996 (25 returns)

## YARDS PER KICKOFF RETURN AVERAGE GAME (min. 2 returns)

57.0	Jeff Liggon, Tulane vs. Southern Miss vs. Tulane, 10-26-96 (3 for 171)
46.5	Zek Parker, Louisville vs. Boston College, 9-26-98 (2 for 93)
45.0	Brandon Francis, Southern Miss vs. Louisville, 10-10-98 (2 for 90)
44.5	Eric Booth, Southern Miss vs. Southwestern La., 9-21-96 (2 for 89)
44.0	Eric Booth, Southern Miss vs. Nevada, 9-20-97 (2 for 88)

## SEASON (min. 11 returns)

34.8	Eric Booth, Southern Miss, 1997 (22 for 766)
29.3	Eric Booth, Southern Miss, 1996 (12 for 352)
29.1	Marcus Smith, Houston, 1998 (12 for 349)
27.9	Ketric Sanford, Houston, 1997 (19 for 530)
26.2	Jeff Liggon, Tulane, 1996 (27 for 707)

## KICKOFF RETURN TOUCHDOWNS GAME

1	Zek Parker, Louisville vs. Chattanooga (9-11-99)
1	Zek Parker, Louisville vs. Southern Miss (11-20-99)
1	Marcellus Harris, East Carolina at Army (10-2-99)
1	Marcus Smith, Houston at North Texas (10-24-98)
1	Eric Booth, Southern Miss at Tennessee (11-8-97)
1	Eric Booth, Southern Miss vs. Houston (11-15-97)
1	Cory Geason, Tulane at Cincinnati (8-30-96)
1	Jeff Liggon, Tulane vs. Southern Miss (10-26-96)
1	Kevin Cobb, Memphis vs. Tennessee (11-9-96)

## SEASON

2	Zek Parker, Louisville, 1999
2	Eric Booth, Southern Miss, 1997
1	Marcus Smith, Houston, 1998
1	Cory Geason, Tulane, 1996
1	Jeff Liggon, Tulane, 1996
1	Kevin Cobb, Memphis, 1996

## LONGEST KICKOFF RETURNS

98t	Jeff Liggon, Tulane vs. Southern Miss (10-26-96)
97t	Zek Parker, Louisville vs. Chattanooga (9-11-99)
96t	Eric Booth, Southern Miss at Tennessee (11-18-97)
95t	Kevin Cobb, Memphis vs. Tennessee (11-9-96)
94t	Zek Parker, Louisville vs. Southern Miss (11-20-99)

## DEFENSIVE RECORDS

### INTERCEPTIONS GAME

2	7 times in 1999 most recent: Ty Trahan, Southern Miss at Louisville, 11-20-99 (53 yards)
2	4 times in 1998 most recent: Kevin Monroe, East Carolina vs. Houston, (3 yards)
2	6 times in 1997 most recent: Michael Jordan, Tulane at Houston, 11-22-97 (33 yards)
2	5 times in 1996

### SEASON

9	Rodregis Brooks, UAB, 1999 (152 yards)
7	Mike James, Houston, 1999 (69 yards)
6	Patrick Surtain, Southern Miss, 1997 (127 yards)
6	Delmonico Montgomery, Houston, 1996 (87 yards)
6	Sam Madison, Louisville, 1996 (50 yards)
6	Patrick Surtain, Southern Miss, 1996 (77 yards)

### INT RETURN YARDS GAME

123	Shawn Ferguson, Cincinnati at Memphis, 10-17-98 (2 returns)
-----	---

100	Kevin Monroe, East Carolina vs. Louisville, 11-14-98 (1 return)
98t	Dwight Henry, East Carolina at Louisville, 11-1-97 (1 return)
96t	A. Singleton, UAB at Cincinnati, 10-16-99 (1 return)
91t	Rodregis Brooks, UAB vs. East Carolina, 11-6-99 (1 return)

### SEASON (min. 2)

152	Rodregis Brooks, UAB, 1999 (9 int.)
127	Patrick Surtain, Southern Miss, 1997 (6 int.)
123	Shawn Ferguson, Cincinnati, 1998 (3 int.)
123	Dwight Henry, East Carolina, 1997 (2 int.)
117	Jamal Alexander, Southern Miss, 1996 (4 int.)

### YARDS PER INTERCEPTION RETURN GAME (min. 2)

61.5	Shawn Ferguson, Cincinnati at Memphis, 10-17-98 (2 for 123)
39.5	Kenny Dale Rowland, Army vs. Cincinnati, 9-19-98 (2 for 79)
32.0	Patrick Surtain, Southern Miss at Florida, 8-30-97 (2 for 64)
29.5	Patrick Surtain, Southern Miss at East Carolina, 10-10-96 (2 for 59)
26.5	Ty Trahan, Southern Miss at Louisville, 11-20-99 (2 for 53)

### SEASON (min. 3)

41.0	Shawn Ferguson, Cincinnati, 1998 (3 for 123)
33.3	Lou Barnes, Southern Miss, 1999 (3 for 100)
29.3	Jamal Alexander, Southern Miss, 1996 (4 for 117)
25.8	Kevin Monroe, East Carolina, 1998 (4 for 103)
25.0	Kenny Hill, Houston, 1999 (3 for 75)

### INTERCEPTIONS FOR TOUCHDOWNS GAME

2	Shawn Ferguson, Cincinnati at Memphis (10-17-98)
1	11 tied with

### SEASON

2	Shawn Ferguson, Cincinnati, 1998
1	17 tied with

### LONGEST INTERCEPTION RETURNS GAME

100	Kevin Monroe, East Carolina vs. Louisville (11-14-98)
98t	Dwight Henry, East Carolina at Louisville (11-1-97)
96t	A. Singleton, UAB at Cincinnati (10-16-99)
91t	Rodregis Brooks, UAB vs. East Carolina (11-6-99)
83	Shawn Ferguson, Cincinnati at Memphis (10-17-98)

### TACKLES GAME

23	Brad Jackson, Cincinnati vs. Louisville (11-8-97)
23	Jeff Kerr, East Carolina vs. Cincinnati (11-13-97)
22	Jerry Phillips, Tulane vs. Army (11-14-98)
22	Brad Jackson, Cincinnati at Boston College (9-27-97)
22	Phillip Curry, Cincinnati at Miami (Ohio) (10-25-97)

### SEASON

168	Brad Jackson, Cincinnati, 1997 (93 solo, 75 ast.)
167	Jeff Kerr, East Carolina, 1997 (78 solo, 89 ast.)
155	Terry Rice-Lockett, Louisville, 1997 (110 solo, 45 ast.)
147	T.J. Slaughter, Southern Miss, 1998 (96 solo, 51 ast.)
144	Tyrus McCloud, Louisville, 1996 (93 solo, 51 ast.)

### SACKS GAME

6	Keaton Cromartie, Tulane vs. Memphis (11-8-97)
4	Roderick Coleman, East Carolina vs. Wake Forest (9-13-97)
4	Carl Powell, Louisville at Memphis (11-2-96)
3.5	Roderick Coleman, East Carolina at Cincinnati (11-5-98)
3	nine tied with

### SEASON

15	Roderick Coleman, East Carolina, 1997
13	Roderick Coleman, East Carolina, 1998
12.5	Adalius Thomas, Southern Miss, 1998
11	Kendrick Gholston, Louisville, 1997
11	Marquis Bowling, Memphis, 1997
11	Carl Powell, Louisville, 1996



# Team Records

## TOTAL OFFENSE

### PLAYS GAME

99	Cincinnati vs. Miami (Ohio) (9-28-96)
98	Louisville at Cincinnati (11-8-97)
97	Tulane at Houston (11-6-99)
96	Cincinnati at Southern Miss (10-23-99)
94	Tulane vs. SMU (9-11-99)
94	Houston vs. Pittsburgh (9-13-97)

### SEASON

912	Tulane, 1999 (4,626 yards)
883	Louisville, 1998 (6,156 yards)
870	Cincinnati, 1999 (4,668 yards)
851	Louisville, 1999 (5,124 yards)
828	Cincinnati, 1998 (4,599 yards)

### YARDS GAINED GAME

769	Louisville at East Carolina, 11-14-98 (615 pass, 154 rush)
742	Louisville vs. Cincinnati, 10-3-98 (460 pass, 282 rush)
706	Tulane vs. Southwestern Louisiana, 10-31-98 (460 pass, 246 rush)
687	Louisville vs. Western Kentucky, 10-31-98 (489 pass, 198 rush)
649	East Carolina vs. Tulane, 10-23-99 (336 pass, 313 rush)

### SEASON

6,156	Louisville, 1998 (4,498 pass, 1,658 rush)
5,595	Tulane, 1998 (3,352 pass, 2,243 rush)
5,124	Louisville, 1999 (3,687 pass, 1,437 rush)
4,668	Cincinnati, 1999 (2,774 pass, 1,894 rush)
4,626	Tulane, 1998 (3,600 pass, 1,026 rush)

### YARDS PER GAME

#### SEASON

559.6	Louisville, 1998 (6,156 yards in 11 games)
508.6	Tulane, 1998 (5,595 yards in 11 games)
465.8	Louisville, 1999 (5,124 yards in 11 games)
424.4	Cincinnati, 1999 (4,668 yards in 11 games)
420.5	Tulane, 1999 (4,626 yards in 11 games)

## YARDS PER PLAY GAME

10.02	Louisville vs. Cincinnati, 10-3-98 (74 for 742)
9.04	Tulane vs. Louisiana Tech, 11-26-98 (70 for 633)
8.70	Louisville vs. Western Kentucky, 10-31-98 (79 for 687)
8.44	Houston vs. Memphis, 10-12-96 (63 for 532)
8.40	Tulane vs. Southwestern Louisiana, 10-31-98 (84 for 706)

### SEASON

7.00	Louisville, 1998 (6,156 on 883)
6.90	Tulane, 1998 (5,595 on 816)
6.00	Louisville, 1999 (5,124 on 851)
5.92	Houston, 1996 (4,457 on 753)
5.86	Southern Miss, 1998 (4,377 on 747)

## FIRST DOWNS

### MOST RUSHING

#### GAME

22	Army vs. Louisville (10-7-99)
22	Cincinnati vs. Tulsa (8-28-97)
22	Cincinnati vs. Miami-Ohio (9-28-96)
21	Army vs. Ball State (9-25-99)
20	Army vs. Tulane (11-14-98)
20	Louisville vs. Northern Illinois (10-19-96)
19	three tied with

### SEASON

161	Army, 1998
147	Army, 1999
139	Tulane, 1998
126	Cincinnati, 1997
110	Cincinnati, 1999
110	Houston, 1999

### MOST PASSING

#### GAME

29	Louisville at East Carolina (11-14-98)
24	Louisville vs. Illinois (9-18-99)
24	Louisville vs. Western Kentucky (10-31-98)
23	Louisville at Tulane (10-17-98)
22	Louisville vs. Memphis (10-24-98)
22	Louisville vs. Southern Miss (9-28-96)

### SEASON

199	Louisville, 1998
184	Louisville, 1999
161	Tulane, 1999

138	Tulane, 1998
137	Louisville, 1997

### TOTAL GAME

39	Louisville at East Carolina, 11-14-98 (29 pass, 9 rush, 1 pen.)
34	Louisville vs. Western Kentucky, 10-31-98 (24 pass, 10 rush, 0 pen.)
34	Tulane vs. Southwestern Louisiana, 10-31-98 (21 pass, 13 rush, 0 pen.)
33	Louisville vs. Illinois, 9-18-99 (24 pass, 8 rush, 1 pen.)
33	Louisville at Tulane, 10-17-98 (23 pass, 8 rush, 2 pen.)

### SEASON

311	Louisville, 1998 (199 pass, 91 rush, 21 penalty)
294	Tulane, 1998 (138 pass, 139 rush, 17 penalty)
290	Louisville, 1999 (184 pass, 79 rush, 26 penalty)
249	Cincinnati, 1999 (123 pass, 110 rush, 16 penalty)
249	Tulane, 1999 (161 pass, 68 rush, 20 penalty)

## RUSHING

### MOST ATTEMPTS GAME

82	Cincinnati vs. Miami (Ohio), 9-28-96 (405 yards)
68	Army vs. Louisville, 10-7-99 (480 yards)
68	Cincinnati vs. UAB, 10-11-97 (246 yards)
66	Army vs. New Mexico State, 10-23-99 (388 yards)
66	Cincinnati vs. East Carolina, 11-5-98 (326 yards)
66	Cincinnati vs. Tulsa, 8-28-97 (362 yards)
66	Louisville vs. Northern Illinois, 10-19-96 (344 yards)

### SEASON

636	Army, 1999 (2,915 yards in 11 games)
610	Army, 1998 (2,232 yards in 11 games)
593	Cincinnati, 1997 (2,371 yards in 11 games)
521	Cincinnati, 1996 (1,995 yards in 11 games)
477	Tulane, 1998 (2,243 yards in 11 games)



# Team Records

## YARDS GAINED

GAME	
480	Army vs. Louisville, 10-7-99 (68 rushes)
447	Army vs. Ball State, 9-25-99 (63 rushes)
405	Cincinnati vs. Miami (Ohio), 9-28-96 (82 rushes)
401	Army vs. Navy, 12-5-98 (56 rushes)
388	Army vs. New Mexico State, 10-23-99 (66 rushes)

## SEASON

2,915	Army, 1999 (636 rushes in 11 games)
2,371	Cincinnati, 1997 (593 rushes in 11 games)
2,296	Houston, 1999 (468 rushes in 11 games)
2,243	Tulane, 1998 (477 rushes in 11 games)
2,232	Army, 1998 (610 rushes in 11 games)

## YARDS PER GAME

### SEASON

265.0	Army, 1999 (2,915 yards in 11 games)
215.5	Cincinnati, 1997 (2,371 yards in 11 games)
208.7	Houston, 1999 (2,296 yards in 11 games)
182.9	Tulane, 1997 (2,012 yards in 11 games)
181.4	Cincinnati, 1996 (1,995 yards in 11 games)

## YARDS PER RUSH

### GAME

8.54	Houston vs. Louisiana-Lafayette, 9-18-99 (41 for 350)
8.33	Louisville vs. Chattanooga, 9-11-99 (33 for 275)
7.37	UAB vs. Louisiana-Monroe, 10-2-99 (43 for 317)
7.34	Houston at Pittsburgh, 9-14-96 (38 for 279)
7.16	Army vs. Navy, 12-5-98 (56 for 401)

## SEASON

5.02	Houston, 1996 (397 for 1,993 yards)
4.91	Houston, 1999 (468 for 2,296 yards)
4.73	Tulane, 1997 (425 for 2,012 yards)
4.70	Tulane, 1998 (477 for 2,243 yards)
4.60	Army, 1999 (636 for 2,915 yards)

## RUSHING TOUCHDOWNS

### GAME

7	Army vs. Louisville, 10-7-99
7	Southern Miss vs. Southwestern La., 9-21-96
6	Louisville vs. Western Kentucky, 10-31-98
6	Cincinnati at Arkansas State, 11-21-98
6	Tulane vs. Louisiana Tech, 11-26-98

## SEASON

29	Louisville, 1998
26	Tulane, 1998
25	Army, 1998
24	Army, 1999
22	Houston, 1999
22	Cincinnati, 1997

## ALL-PURPOSE YARDS

### GAME

911	Louisville vs. East Carolina, 11-14-98 (615 pass, 154 rush, 118 KR, 10 PR)
902	Tulane vs. Southwestern Louisiana, 10-31-98 (460 pass, 246 rush, 71 KR, 91 PR)
880	Louisville vs. Cincinnati, 10-3-98 (460 pass, 282 rush, 22 KR, 44 PR)
820	Louisville vs. Western Kentucky, 10-31-98 (489 pass, 198 rush, 105 KR, 28 PR)
797	Houston vs. Southern Miss, 11-9-96 (297 pass, 280 rush, 121 KR, 97 PR)

## SEASON

7,371	Louisville, 1998 (4,498 pass, 1,658 rush, 959 KR, 256 PR)
6,552	Tulane, 1998 (5,595 pass, 2,243 rush, 726 KR, 231 PR)
6,311	Louisville, 1999 (3,687 pass, 1,437 rush, 910 KR, 277 PR)
6,059	Houston, 1996 (2,464 pass, 1,993 rush, 1,094 KR, 263 PR)
6,004	Tulane, 1999 (3,600 pass, 1,026 rush, 1,045 KR, 333 PR)

## PASSING

## ATTEMPTS

### GAME

67	Louisville at Cincinnati, 11-8-97 (33 comp.)
66	Tulane vs. Houston, 11-6-99 (32 comp.)

63	Louisville vs. Southern Miss, 9-28-96 (35 comp.)
62	Louisville vs. Tulane, 10-11-97 (35 comp.)
62	East Carolina vs. Cincinnati, 11-13-97 (37 comp.)

## SEASON

556	Tulane, 1999 (326 comp.)
515	Louisville, 1998 (338 comp.)
501	Louisville, 1999 (322 comp.)
473	Louisville, 1997 (276 comp.)
444	East Carolina, 1997 (261 comp.)

## COMPLETIONS

### GAME

46	Louisville at East Carolina, 11-14-98 (58 att.)
41	Louisville at Tulane, 10-17-98 (57 att.)
39	Louisville vs. Illinois, 9-18-99 (60 att.)
38	Tulane at Navy, 11-13-99 (56 att.)
37	Louisville vs. Western Kentucky, 10-31-98 (47 att.)
37	East Carolina vs. Cincinnati, 11-13-97 (62 att.)

## SEASON

338	Louisville, 1998 (515 att.)
326	Tulane, 1999 (556 att.)
322	Louisville, 1999 (501 att.)
276	Louisville, 1997 (473 att.)
261	East Carolina, 1997 (444 att.)

## COMPLETION PERCENTAGE

### GAME (min. 20 att.)

87.5	Southern Miss at East Carolina, 10-10-96 (14 of 16)
85.2	Tulane at Rutgers, 10-24-98 (23-of-27)
79.3	Louisville at East Carolina, 11-14-98 (46-of-58)
78.8	East Carolina at Houston, 11-8-97 (26 of 33)
78.7	Louisville vs. Western Kentucky, 10-31-98 (37-of-47)

## SEASON

67.8	Tulane, 1998 (230 of 339)
65.6	Louisville, 1998 (338 of 515)
64.3	Louisville, 1999 (322 of 501)
62.9	Houston, 1996 (224 of 356)
62.4	East Carolina, 1998 (199 of 319)



# Team Records

## PASSING YARDS

GAME	
615	Louisville at East Carolina, 11-14-98 (46 of 58)
506	Louisville vs. Memphis, 10-24-98 (32 of 49)
489	Louisville vs. Western Kentucky, 10-31-98 (37 of 47)
477	Louisville at Tulane, 10-17-98 (41 of 57)
460	Tulane vs. Southwestern Louisiana, 10-31-98 (26 of 45)

## SEASON

4,498	Louisville, 1998 (338 of 515)
3,687	Louisville, 1999 (322 of 501)
3,600	Tulane, 1999 (326 of 556)
3,352	Tulane, 1998 (230 of 339)
3,282	Louisville, 1997 (276 of 473)

## YARDS PER ATTEMPT

SEASON	
9.88	Tulane, 1998 (3,352 on 339 att.)
8.73	Louisville, 1998 (4,498 on 515 att.)
8.14	Southern Miss, 1998 (2,762 on 339 att.)
8.13	East Carolina, 1998 (2,593 on 319 att.)
7.65	Southern Miss, 1999 (2,319 on 303 att.)

## YARDS PER COMPLETION

SEASON	
15.50	Army, 1999 (806 on 52)
14.57	Tulane, 1998 (3,352 on 230)
14.31	Southern Miss, 1998 (2,762 on 193)
14.28	Southern Miss, 1996 (2,057 on 144)
13.97	Memphis, 1998 (2,055 on 147)

## TOUCHDOWN PASSES

GAME	
6	Louisville at East Carolina, 11-14-98
5	Louisville at Kentucky, 9-4-99
5	Louisville vs. Houston, 10-23-99
5	Tulane vs. La.-Lafayette, 10-16-99
5	Houston at Cincinnati, 11-14-98
5	Louisville vs. Boston College, 9-26-98
5	Louisville vs. Cincinnati, 10-3-98
5	Southern Miss vs. Southwestern Louisiana, 9-26-98
5	Tulane vs. Southwestern Louisiana, 10-31-98
5	Tulane vs. Louisiana Tech, 11-26-98

## SEASON

38	Tulane, 1998 (11 games)
33	Louisville, 1998 (11 games)
29	Louisville, 1999 (11 games)
25	Tulane, 1999 (11 games)
25	Tulane, 1997 (11 games)

## INTERCEPTIONS THROWN

GAME	
5	Tulane at Syracuse, 10-2-99
5	Tulane at Navy, 11-13-99
4	nine tied with

## SEASON

25	Tulane, 1999 (326 of 556)
21	Cincinnati, 1998 (198 of 367)
18	Cincinnati, 1999 (236 of 445)
17	Louisville, 1996 (207 of 388)
15	five tied with

## FEWEST INTERCEPTIONS

SEASON	
6	Tulane, 1998 (230 of 339)
7	Army, 1999 (52 of 128)
8	Army, 1998 (61 of 133)
8	Cincinnati, 1996 (112 of 224)
8	Tulane, 1996 (150 of 308)

## SCORING

### MOST POINTS

GAME	
72	Tulane vs. Southwestern Louisiana (20), 10-31-98
64	Tulane at Louisville (33), 10-11-97
63	Louisville vs. Western Kentucky (34), 10-31-98
63	Louisville at East Carolina (45), 11-14-98
63	Tulane vs. Louisiana Tech (30), 11-26-98

### SEASON

499	Tulane, 1998
444	Louisville, 1998
412	Louisville, 1999
375	Tulane, 1997
349	Southern Miss, 1998

### MOST POINTS (two teams)

111	Army (59) vs. Louisville (52), 2 ot, 10-7-99
108	Louisville (63) at East Carolina (45), 11-14-98

105	Houston (56) vs. Southern Miss (49) OT, 11-9-96
97	Louisville (63) Western Kentucky (34), 10-31-98
97	Tulane (64) at Louisville (33), 10-11-97

### FEWEST POINTS SCORED (one team)

0	Memphis (0) vs. Mississippi (3), 9-4-99
0	Army (0) vs. Southern Miss (24), 10-16-99
0	Cincinnati (0) vs. Miami (Ohio) (41), 10-24-98
0	East Carolina (0) vs. South Carolina (20), 9-20-97
0	East Carolina (0) at Syracuse (56), 10-4-97
0	Houston (0) at Southern Miss (33), 11-15-97
0	Memphis (0) at Southern Miss (16), 10-19-96
0	Kansas State (35) vs. Cincinnati (0), 9-14-96
3	four tied with

### FEWEST POINTS SCORED (two teams)

3	Memphis (0) vs. Mississippi (3), 9-4-99
16	Southern Miss (16) vs. Memphis (0), 10-19-96
17	Cincinnati (10) vs. Louisville (7), 10-26-96
18	Southern Miss (11) vs. Georgia (7), 8-31-96
20	Memphis (6) vs. Mississippi State (14), 9-12-98
20	East Carolina (0) vs. South Carolina (20), 9-20-97

### MOST TOUCHDOWNS

GAME	
9	Louisville vs. Cincinnati, 10-3-98 (5 pass, 4 rush)
9	Louisville vs. Western Kentucky, 10-31-98 (3 pass, 6 rush)
9	Louisville at East Carolina, 11-14-98 (6 pass, 3 rush)
9	Tulane vs. Southwestern Louisiana, 10-31-98 (5 pass, 4 rush)
9	Tulane vs. Louisiana Tech, 11-26-98 (3 pass, 6 rush)



# Team Records

## SEASON

68	Tulane, 1998 (11 games)
62	Louisville, 1998 (11 games)
54	Louisville, 1999 ( 11 games)
46	Southern Miss, 1998 (11 games)
45	Houston, 1996 (11 games)

## KICKING

### FIELD GOAL ATTEMPTS

#### GAME

6	Memphis at UAB, 10-9-99 (5 made)
6	Tulane at Louisville, 10-11-97 (5 made)
5	Tulane vs. Army, 9-18-99 (4 made)
5	Tulane at Southwestern La, 11-1-97 (4 made)
5	Cincinnati vs. Miami (Ohio), 9-28-96 (3 made)
5	Southern Miss at Georgia, 8-31-96 (3 made)

#### SEASON

28	Tulane, 1997 (23 made)
21	Tulane, 1999 (15 made)
21	Houston, 1999 (14 made)
21	Houston, 1997 ) (16 made)
21	Cincinnati, 1996 (13 made)

### FIELD GOALS MADE

#### GAME

5	Memphis at UAB, 10-9-99 ( 6 att.)
5	Tulane at Louisville, 10-11-97 (6 att.)
4	Tulane vs. Army, 9-18-99 (5 att.)
4	East Carolina at Army, 10-2-99 (4 att.)
4	Tulane vs. La.-Lafayette, 10-16-99 (4 att.)
4	Memphis vs. Cincinnati, 10-17-98 (4 att.)
4	Tulane at Southwestern La., 11-1-97 (5 att.)

#### SEASON

23	Tulane, 1997 (11 games)
16	Memphis, 1998 (11 games)
16	Houston, 1997 (11 games)
15	Tulane, 1999 (11 games)
14	Houston, 1999 (11 games)

### FIELD GOAL PERCENTAGE

#### SEASON

100.0	Memphis, 1998 (16 of 16)
82.1	Tulane, 1997 (23 of 28)
81.3	Southern Miss, 1997 (13 of 16)
80.0	Tulane, 1996 (12 of 15)
76.5	Army, 1998 (13 of 17)

### PAT KICKS ATTEMPTED

#### GAME

10	Tulane vs. Southwestern Louisiana, 10-31-98 (10 made)
9	Louisville vs. Western Kentucky, 10-31-98 (9 made)
9	Louisville at East Carolina, 11-14-98 (9 made)
9	Tulane vs. Louisiana Tech, 11-26-89 (9 made)
9	Louisville vs. Cincinnati, 10-3-98 (8 made)

#### SEASON

68	Tulane, 1998
54	Louisville, 1998
48	Louisville, 1999
43	Southern Miss, 1998
41	Tulane, 1997

### PAT KICKS MADE

#### GAME

10	Tulane vs. Southwestern Louisiana, 10-31-98 (10 att.)
9	Louisville vs. Western Kentucky, 10-31-98 (9 att.)
9	Louisville at East Carolina, 11-14-98 (9 att.)
9	Tulane vs. Louisiana Tech, 11-26-89 (9 att.)
8	Army vs. Louisville, 10-7-99 (8 att.)
8	Louisville vs. Cincinnati, 10-3-98 (9 att.)
8	Houston vs. Southern Miss, 11-9-96 (8 att.)

#### SEASON

68	Tulane, 1998
51	Louisville, 1998
45	Louisville, 1999
40	Tulane, 1997
39	Southern Miss, 1998

### PAT KICKS PERCENTAGE

#### SEASON (min. 22 made)

100.0	Army, 1999 (27 of 27)
100.0	Memphis, 1999 (25 of 25)
100.0	Tulane, 1998 (68 of 68)
100.0	Memphis, 1998 (22 of 22)
100.0	Houston, 1997 (20 of 20)
100.0	Cincinnati, 1996 (27 of 27)
100.0	Tulane, 1996 (21 of 21)

### TOTAL POINTS BY KICKING

#### SEASON

109	Tulane, 1997 (40 XP, 23 FG)
89	Tulane, 1998 (68 XP, 7 FG)

84	Louisville, 1999 (13 FG, 45 XP)
79	East Carolina, 1999 (16 FG, 31 XP)
75	Tulane, 1999 (15 FG, 30 XP)

## PUNTING

### MOST PUNTS

#### GAME

12	Cincinnati vs. Louisville (10-26-96)
11	Memphis vs. Mississippi (9-4-99)
11	Tulane at East Carolina (10-23-99)
11	Cincinnati at Boston College (9-27-97)
10	nine tied with

#### SEASON

74	Memphis, 1996
73	Southern Miss, 1996
71	Houston, 1998
71	Memphis, 1998
71	Cincinnati, 1996
71	Louisville, 1996
71	Tulane, 1996

### YARDS PUNTED

#### GAME

510	Cincinnati at Louisville, 10-26-96 (12 punts)
456	Cincinnati at Boston College, 9-27-97 (11 punts)
408	Houston at Southern Miss, 11-15-97 (10 punts)
402	Cincinnati at Miami (Ohio), 10-25-97 (10 punts)
400	Louisville at Michigan State, 9-21-96 (10 punts)

#### SEASON

2,900	Cincinnati, 1996 (71 punts)
2,897	Southern Miss, 1996 (73 punts)
2,842	East Carolina, 1997 (66 punts)
2,817	Memphis, 1996 (74 punts)
2,800	Memphis, 1998 (71 punts)
2,800	Louisville, 1996 (71 punts)

### PUNTING AVERAGE

#### SEASON

44.5	Army, 1998 (48 for 2,137)
41.6	East Carolina, 1998 (66 for 2,745)
40.9	Southern Miss, 1998 (55 for 2,250)
40.8	Cincinnati, 1996 (71 for 2,900)
40.5	Houston, 1996 (54 for 2,188)

## PUNT RETURNS

### MOST RETURNS

#### GAME

9	Louisville at Illinois, 9-19-98 (39 yards)
---	--



# Team Records

8	Memphis at UAB, 10-9-99 (68 yards)
8	Southern Mess vs. Southwestern Louisiana, 9-26-98 (137 yards)
8	Cincinnati vs. Kentucky, 9-7-96 (68 yards)
7	eight tied with

SEASON	
46	Louisville, 1996 (363 yards)
44	Southern Miss, 1998 (431 yards)
40	Cincinnati, 1997 (582 yards)
38	Memphis, 1999 (175 yards)
35	Houston, 1998 (234 yards)
35	Southern Miss, 1997 (360 yards)

YARDS RETURNED	
GAME	
137	Southern Miss vs. Southwestern Louisiana, 9-26-98 (8 returns)
133	East Carolina vs. Cincinnati, 11-13-99 (4 returns)
124	Louisville vs. Eastern Michigan, 10-2-99 (4 returns)
122	Cincinnati vs. Louisville, 11-8-97 (2 returns)
99	UAB vs. Louisiana-Monroe, 10-2-99 (5 returns)

SEASON	
582	Cincinnati, 1997 (40 returns)
440	UAB, 1999 (23 returns)
431	Southern Miss, 1998 (44 returns)
424	East Carolina, 1999 (30 returns)
363	Louisville, 1996 (46 returns)

YARDS PER PUNT RETURN	
GAME (min. 3 returns)	
33.3	East Carolina vs. Cincinnati, 11-13-99 (4 for 133)
32.3	Cincinnati at Miami (Ohio), 10-25-97 (3 for 97)
32.3	Houston vs. Southern Miss, 11-9-96 (3 for 97)
29.3	Louisville vs. Illinois, 9-13-97 (3 for 88)
24.7	UAB vs. Louisiana-Monroe, 10-2-99 (4 for 99)

SEASON	
19.1	UAB, 1999 (23 for 440)
15.5	Cincinnati, 1998 (15 for 233)
14.6	Cincinnati, 1997 (40 for 582)
14.1	East Carolina, 1999 (30 for 424)
14.0	Southern Miss, 1996 (23 for 322)

PUNT RETURN TOUCHDOWNS	
GAME	
2	UAB at Missouri, 9-4-99
2	Cincinnati vs. Louisville, 11-8-97
1	16 tied with

SEASON	
4	Cincinnati, 1997
2	UAB, 1999
2	Southern Miss, 1998
1	nine tied with

## KICKOFF RETURNS

MOST RETURNS	
GAME	
10	Louisville vs. Kentucky, 9-5-98 (112 yards)
9	Cincinnati at Miami (Ohio), 10-30-99 (176 yards)
9	East Carolina at Syracuse, 10-4-97 (160 yards)
8	Tulane at East Carolina, 10-23-99 (141 yards)
8	Cincinnati at East Carolina, 11-13-99 (176 yards)
8	Cincinnati at Syracuse, 10-10-98 (133 yards)
8	Houston at Tulane, 11-21-98 (155 yards)

SEASON	
56	Cincinnati, 1998 (1,091 yards)
55	Tulane, 1999 (1,045 yards)
53	East Carolina, 1997 (886 yards)
51	Louisville, 1998 (959 yards)
50	Memphis, 1998 (1,025 yards)
50	Houston, 1996 (1,094 yards)

YARDS RETURNED	
GAME	
211	Houston at Alabama, 8-30-97 (7 returns)
207	Southern Miss at Tennessee, 11-8-97 (7 returns)
200	Tulane vs. Southern Miss, 10-26-96 (5 returns)
189	Cincinnati vs. Boston College, 10-12-96 (6 returns)
181	Cincinnati at Louisville, 10-3-98 (7 returns)

SEASON	
1,094	Houston, 1996 (50 returns)
1,091	Cincinnati, 1998 (56 returns)
1,078	Army, 1998 (45 returns)
1,045	Tulane, 1999 (55 returns)
1,025	Memphis, 1998 (50 returns)

YARDS PER KICKOFF RETURN	
GAME (min. 3 per game)	
43.7	Memphis vs. Tennessee, 11-9-96 (3 for 131)
40.0	Tulane vs. Southern Miss, 10-26-96 (5 for 200)
39.5	Houston vs. East Carolina, 11-8-97 (4 for 158)
36.8	Louisville vs. Boston College, 9-26-98 (4 for 147)
35.3	UAB vs. Wake Forest, 10-23-99 (4 for 141)

SEASON	
28.2	Southern Miss, 1997 (31 for 873)
25.3	Southern Miss, 1996 (30 for 759)
24.0	Army, 1998 (45 for 1,078)
23.8	Tulane, 1996 (38 for 905)
23.3	Louisville, 1999 (39 for 910)

INTERCEPTIONS	
GAME	
5	Memphis at Mississippi State, 8-30-97 (24 yards)
5	Tulane at Southwestern La., 11-1-97 (42 yards)
4	UAB at Cincinnati, 10-16-99 (97 yards)
4	Houston vs. Tulane, 11-6-99 (116 yards)
4	Houston at LSU, 11-13-99 (xx yards)
4	East Carolina vs. Chattanooga, 9-21-98 (8 yards)
4	Southern Miss vs. Louisville, 10-10-98 (23 yards)
4	Tulane vs. Southern Miss, 10-3-98 (70 yards)
4	Tulane at Syracuse, 9-20-97 (110 yards)
4	Cincinnati at Louisville, 10/26/96 (82 yards)

SEASON	
26	Tulane, 1997 (362 yards)
19	UAB, 1999 (315 yards)
18	Southern Miss, 1996 (282 yards)
17	East Carolina, 1999 (123 yards)
17	Southern Miss, 1997 (170 yards)

INT YARDS RETURNED	
GAME (min. 2 returns)	
123	Cincinnati at Memphis, 10-17-98 (2 returns)
119	Louisville at Kentucky, 9-4-99 (2 returns)
116	Houston vs. Tulane, 11-6-99 (4 returns)





# Team Records

111	East Carolina at Louisville, 11-1-97 (2 returns)
110	Tulane at Syracuse, 10-4-97 (4 returns)

### SEASON

362	Tulane, 1997 (26 returns)
329	Louisville, 1999 (13 returns)
315	UAB, 1999 (19 returns)
282	Southern Miss, 1996 (18 returns)
206	Houston, 1999 (16 returns)

### YARDS PER RETURN

#### GAME (min. 3 returns)

39.7	Louisville at Kentucky, 9-4-99 (3 for 119)
34.7	Cincinnati at Boston College, 9-27-97 (3 for 104)
29.0	Houston vs. Tulane, 11-6-99 (4 for 116)
27.5	Tulane at Syracuse, 10-4-97 (4 for 110)
24.7	Southern Miss at East Carolina, 10-10-96 (3 for 74)

### SEASON

25.3	Louisville, 1999 (13 for 329)
20.3	East Carolina, 1997 (10 for 203)
20.2	Cincinnati, 1998 (9 for 182)
16.6	UAB, 1999 (19 for 315)
15.7	Southern Miss, 1996 (18 for 282)

### INTERCEPTIONS FOR TOUCHDOWNS

#### GAME

2	Cincinnati at Memphis (10-17-98)
2	Cincinnati at Boston College (9-27-97)
2	East Carolina at Louisville (11-1-97)
1	35 tied with

### SEASON

3	Louisville, 1999
3	Southern Miss, 1999
3	East Carolina, 1997
2	UAB, 1999
2	Houston, 1999
2	Cincinnati, 1998
2	East Carolina, 1998
2	Cincinnati, 1997
2	Tulane, 1997

### FUMBLES RECOVERED

#### GAME

5	Houston vs. Rice (9-4-99)
5	Memphis vs. Cincinnati (10-17-98)
5	Louisville vs. Baylor (9-14-96)
4	Memphis vs. Mississippi (9-4-99)
4	Houston vs. Tulane (11-22-97)

4	Southern Miss at Louisville (9-28-96)
4	Southern Miss vs. Cincinnati (11-2-96)
4	Cincinnati at UAB (11-16-96)

### SEASON

18	Southern Miss, 1997
17	Houston, 1997
16	Southern Miss, 1996
15	Southern Miss, 1999
14	Southern Miss, 1997
14	Memphis, 1996

### TACKLES FOR LOSS

#### SEASON

145	Louisville, 1996 (742 yards)
118	Southern Miss, 1999 (431 yards)
114	Southern Miss, 1998 (453 yards)
111	Houston, 1999 (435 yards)
111	Memphis, 1996 (463 yards)

### SACKS

#### GAME

11	Southern Miss at Tulane, 10-3-98
11	Louisville vs. Memphis, 11-2-96
9	Southern Miss vs. Texas A&M, 9-19-98
8	nine tied with

### SEASON

52	Southern Miss, 1998 (258 yards)
46	Louisville, 1996 (325 yards)
43	Houston, 1999 (247 yards)
41	Cincinnati, 1996 (291 yards)
40	East Carolina, 1997 (239 yards)

### SAFETIES

#### GAME

2	Memphis at Missouri (9-14-96)
1	Army at East Carolina (10-3-98)
1	Tulane vs. Southwestern Louisiana (10-31-98)
1	Cincinnati vs. Louisville (11-8-97)
1	Tulane at Southwestern La. (11-1-97)
1	Southern Miss at Georgia (8-31-96)
1	Southern Miss vs. Southwestern La. (9-21-96)

### SEASON

2	UAB, 1999
2	Memphis, 1999
2	Memphis, 1996
2	Southern Miss, 1996
1	six tied with

## TOTAL DEFENSE

### FEWEST PLAYS ALLOWED GAME

41	Cincinnati vs. Kent (9-4-99)
46	Cincinnati vs. Kansas (9-20-97)
47	Houston at North Carolina (10-16-99)
49	Houston at UAB (9-25-99)
50	Cincinnati at Southern Miss (10-23-99)

### SEASON

738	Houston, 1998
747	Houston, 1999
747	Memphis, 1997
748	Cincinnati, 1998
751	Cincinnati, 1999

### FEWEST YARDS ALLOWED GAME

53	Cincinnati vs. Kansas (9-20-97)
109	Houston vs. La.-Lafayette (9-18-99)
122	Southern Miss at Tulane (10-26-96)
124	Cincinnati vs. Kent (9-4-99)
126	Houston at North Carolina (10-16-99)
126	Tulane at Southwestern La. (11-1-97)

### SEASON

2,594	Louisville, 1996
3,061	Cincinnati, 1996
3,235	Southern Miss, 1999
3,449	Memphis, 1999
3,462	Southern Miss, 1997


## FIRST DOWNS

### FEWEST RUSHING ALLOWED GAME

1	Southern Miss vs. Tulane (9-6-99)
1	Cincinnati vs. Kansas (9-20-97)
1	Tulane at Louisville (10-11-97)
1	Southern Miss vs. Houston (11-15-97)
2	Houston at UAB (9-25-99)
2	Louisville vs. Houston (10-25-97)
2	Cincinnati vs. UAB (10-11-97)
2	Louisville vs. Southern Miss (9-28-96)
2	Louisville at North Carolina (11-9-96)
2	Southern Miss at Louisville (9-28-96)

### SEASON

53	Cincinnati, 1997
59	Louisville, 1996
65	Southern Miss, 1999
73	Houston, 1999
73	Southern Miss, 1997





# Team Records

## FEWEST PASSING ALLOWED GAME

0	Houston vs. Army (10-3-98)
0	Tulane vs. Rice (9-13-97)
0	Tulane vs. Army (10-4-97)
1	Army vs. Navy (12-4-99)
1	East Carolina vs. Ohio (9-19-98)
1	Louisville vs. Cincinnati (10-26-96)

## SEASON

76	Memphis, 1999
80	Memphis, 1997
82	Cincinnati, 1996
84	Louisville, 1996
89	Tulane, 1999

## FEWEST TOTAL ALLOWED GAME

4	Cincinnati vs. Kansas (9-20-97)
6	Cincinnati vs. Kent (9-4-99)
7	Louisville vs. Cincinnati (10-26-96)
8	Houston at North Carolina (10-16-99)
8	Houston at UAB (9-25-99)
8	Southern Miss vs. Houston (11-15-97)
8	Houston vs. Louisville (11-16-96)

## SEASON

167	Louisville, 1996
180	Southern Miss, 1999
181	Cincinnati, 1996
189	Memphis, 1999
192	Southern Miss, 1998

## FEWEST RUSHES ALLOWED GAME

17	Houston at LSU, 11-3-99 (31 yards)
17	Southern Miss vs. Houston, 11-15-97 (5 yards)
17	Houston at Louisville, 10-25-97 (64 yards)
18	Tulane at Louisville, 10-11-97 (-23 yards)
20	UAB vs. Louisiana Tech, 11-13-99 (17 yards)

## SEASON

337	Cincinnati, 1997 (921 yards)
367	Southern Miss, 1997 (1,184 yards)
384	Southern Miss, 1996 (1,104 yards)
403	Southern Miss, 1999 (1,006 yards)
418	Houston, 1999 (1,202 yards)

## FEWEST YARDS PER RUSH GAME

-2.00	Cincinnati vs. Kansas, 9-20-97 (23 for -46)
-------	---

-1.27	Tulane at Louisville, 10-11-97 (18 for -23)
-0.65	Cincinnati vs. Northeast Louisiana, 11-23-96 (29 for -19)
-0.50	Houston vs. Memphis, 10-3-98 (28 for -14)
-0.22	Southern Miss at Louisville, 9-28-96 (23 for -5)

## SEASON

2.04	Louisville, 1996 (437 for 892)
2.49	Southern Miss, 1999 (403 for 1,006)
2.73	Cincinnati, 1997 (337 for 921)
2.88	Houston, 1999 (418 for 1,202)
2.88	Southern Miss, 1996 (384 for 1,104)

## FEWEST PASSES ALLOWED GAME

3	Tulane vs. Navy, 11-13-99 (2 completions)
3	Houston vs. Army, 10-10-98 (1 completion)
3	East Carolina at Ohio, 9-19-98 (1 completion)
3	Tulane vs. Rice, 9-13-97 (2 completions)
5	Army vs. Navy, 12-4-99 (3 completions)

## SEASON

259	Tulane, 1999 (145 completions)
262	Tulane, 1996 (158 completions)
279	East Carolina, 1997 (158 completions)
284	Cincinnati, 1998 (165 completions)
286	East Carolina, 1998 (158 completions)

## FEWEST COMPLETIONS GAME

1	Houston vs. Army, 10-10-98 (3 attempts)
1	East Carolina at Ohio, 9-19-98 (3 attempts)
2	Tulane vs. Navy, 11-13-99 (3 attempts)
2	Tulane vs. Rice, 9-13-97 (3 attempts)
3	Army vs. Navy, 12-4-99 (5 attempts)

## SEASON

131	Cincinnati, 1996 (311 attempts)
145	Tulane, 1999 (259 attempts)
154	Houston, 1999 (329 attempts)
158	five tied with

## LOWEST COMPLETION PERCENTAGE GAME (min. 10 att.)

20.0	Houston vs. Rice, 9-4-99 (3 for 15)
25.0	Cincinnati vs. Kent, 9-4-99 (4 for 16)
25.8	Southern Miss vs. Cincinnati, 11-1-97 (8 for 31)
26.1	Cincinnati vs. Kansas, 8-28-97 (6 of 23)
26.7	Tulane vs. Army, 10-4-97 (4 of 15)

## SEASON

42.1	Cincinnati, 1996 (131 of 311)
46.8	Houston, 1999 (154 of 329)
48.2	Louisville, 1996 (158 of 328)
51.4	East Carolina, 1999 (200 of 389)
51.4	Cincinnati, 1997 (222 of 432)

## SCORING DEFENSE

### FEWEST TOUCHDOWNS SEASON

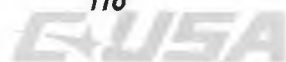
20	Louisville, 1996
21	Southern Miss, 1999
21	Southern Miss, 1997
22	East Carolina, 1999
22	Memphis, 1999
22	Southern Miss, 1998

### FEWEST POINTS GAME

0	UAB (47) vs. Louisiana-Monroe (0), 10-2-99
0	Houston (45) vs. Louisiana-Lafayette (0), 9-18-99
0	Southern Miss (24) vs. Army (0), 10-16-99
0	Southern Miss (48) vs. Louisiana-Lafayette (0), 11-13-99
0	Tulane (41) vs. Army (0), 10-4-97
0	Tulane (56) vs. Southwestern La. (0), 11-1-97
0	Southern Miss (33) vs. Houston (0), 11-15-97
0	Southern Miss (16) vs. Memphis (0), 10-19-96
3	Southern Miss (45) vs. Memphis (3), 11-14-98
3	Memphis (24) vs. Houston (3), 11-1-97

### SEASON

172	Southern Miss, 1999
182	Memphis, 1999
196	Southern Miss, 1998
197	East Carolina, 1999
203	Southern Miss, 1997





# Career Records

## TOTAL OFFENSE

### PLAYS

1,836	Chris Redman, Louisville, 1996-99 (12,129 yards)
1,029	Jason McKinley, Houston, 1997-99 (5,712 yards)
928	Lee Roberts, Southern Miss, 1996-98 (5,728 yards)
832	David Garrard, East Carolina, 1998-99 (5,117 yards)
743	Deontey Kenner, Cincinnati, 1997-99 (4,808 yards)

### YARDS GAINED

12,129	Chris Redman, Louisville, 1996-99 (12,541 pass, - 412 rush)
8,432	Shaun King, Tulane, 1996-98 (1,059 rush, 7,373 pass)
5,728	Lee Roberts, Southern Miss, 1996-98 (6,224 pass, -496 rush)
5,712	Jason McKinley, Houston, 1997-99 (5,998 pass, -286 rush)
5,117	David Garrard, East Carolina, 1998-99 (4,450 pass, 667 rush)
4,808	Deontey Kenner, Cincinnati, 1997-99 (4,561 pass, 247 rush)

### TD RESPONSIBILITY

87	Chris Redman, Louisville, 1996-99 (84 pass, 3 rush)
84	Shaun King, Tulane, 1996-98 (68 pass, 16 rush)
52	Lee Roberts, Southern Miss, 1996-98 (52 pass)
38	David Garrard, East Carolina, 1998-99 (28 pass, 10 rush)
36	Deontey Kenner, Cincinnati, 1997-99 (21 pass, 9 rush)
32	Jason McKinley, Houston, 1997-99 (32 pass)

## RUSHING

### ATTEMPTS

743	Ketric Sanford, Houston, 1996-99 (3,636 yards)
561	Robert Cooper, Cincinnati, 1996-99 (2,786 yards)
499	Gerard Arnold, Memphis, 1997-99 (2,378 yards)
481	Derrick Nix, Southern Miss, 1996-98 (2,234 yards)
423	Harold Shaw, Southern Miss, 1996-97 (1,531 yards)
403	Frank Moreau, Louisville, 1996-99 (2,183 yards)
382	Toney Converse, Tulane, 1997-99 (2,014 yards)
381	Jamie Wilson, East Carolina, 1997-99 (1,826 yards)

### YARDS GAINED

3,636	Ketric Sanford, Houston, 1996-99 (743 attempts)
2,786	Robert Cooper, Cincinnati, 1996-99 (561 attempts)
2,378	Gerard Arnold, Memphis, 1997-99 (499 attempts)
2,234	Derrick Nix, Southern Miss, 1998-99 (481 attempts)
2,183	Frank Moreau, Louisville, 1996-99 (403 attempts)
2,014	Toney Converse, Tulane, 1997-99 (382 attempts)
1,826	Jamie Wilson, East Carolina, 1997-99 (381 attempts)

### RUSHING TOUCHDOWNS

28	Ketric Sanford, Houston, 1996-99
25	Frank Moreau, Louisville, 1996-99
24	Harold Shaw, Southern Miss, 1996-97
17	Gerard Arnold, Memphis, 1997-99
16	Robert Cooper, Cincinnati, 1996-99
16	Shaun King, Tulane, 1996-98
15	Jamaican Dartz, Tulane, 1996-98

## PASSING

### ATTEMPTS

1,679	Chris Redman, Louisville, 1996-99 (1,031 comp., 12,541 yards)
964	Shaun King, Tulane, 1996-98 (554 comp., 7,373 yards)
957	Jason McKinley, Houston, 1997-99 (532 comp., 5,998 yards)
817	Lee Roberts, Southern Miss, 1996-98 (465 comp., 6,224 yards)
657	Deontey Kenner, Cincinnati, 1997-99 (361 comp., 4,561 yards)
567	David Garrard, East Carolina, 1998-99 (338 comp., 4,450 yards)

### COMPLETIONS

1,031	Chris Redman, Louisville, 1996-99 (1,679 comp., 12,541 yards)
554	Shaun King, Tulane, 1996-98 (964 att., 7,373 yards)
532	Jason McKinley, Houston, 1997-99 (957 att., 5,998 yards)
465	Lee Roberts, Southern Miss, 1996-98 (817 comp., 6,224 yards)
361	Deontey Kenner, Cincinnati, 1997-99 (657 att., 4,561 yards)
338	David Garrard, East Carolina, 1998-99 (567 att., 4,450 yards)

### COMPLETION PERCENTAGE

63.0	Chuck Clements, Houston, 1996 (223 of 354)
61.4	Chris Redman, Louisville, 1996-99 (1,031 of 1,679)
59.6	David Garrard, East Carolina, 1998-99 (338 of 567)
58.2	Jeff Kelly, Southern Miss, 1998-99 (159 of 272)
57.5	Shaun King, Tulane, 1996-98 (554 of 964)
55.6	Jason McKinley, Houston, 1997-99 (532 of 957)
54.9	Deontey Kenner, Cincinnati, 1997-99 (361 of 657)

### PASSING YARDS

12,541	Chris Redman, Louisville, 1996-99 (1,031 of 1,679)
7,373	Shaun King, Tulane, 1996-98 (554 of 964)
6,224	Lee Roberts, Southern Miss, 1996-98 (465 of 817)
5,998	Jason McKinley, Houston, 1997-99 (532 of 957)
4,561	Deontey Kenner, Cincinnati, 1997-99 (361 of 657)
4,450	David Garrard, East Carolina, 1998-99 (338 of 567)

### TOUCHDOWN PASSES

84	Chris Redman, Louisville, 1996-99
68	Shaun King, Tulane, 1996-98
52	Lee Roberts, Southern Miss, 1996-98
32	Jason McKinley, Houston, 1997-99
28	David Garrard, East Carolina, 1998-99
21	Deontey Kenner, Cincinnati, 1997-99

### INTERCEPTIONS THROWN

51	Chris Redman, Louisville, 1996-99
34	Jason McKinley, Houston, 1997-99
30	Deontey Kenner, Cincinnati, 1997-99
27	Shaun King, Tulane, 1996-98
27	Lee Roberts, Southern Miss, 1996-98
19	David Garrard, East Carolina, 1998-99

## LOWEST PERCENTAGE OF INTERCEPTIONS

2.80	Shaun King, Tulane, 1996-98 (27 on 964)
3.04	Chris Redman, Louisville, 1996-99 (51 on 1,679)
3.30	Lee Roberts, Southern Miss, 1996-98 (27 on 817)
3.35	David Garrard, East Carolina, 1998-99 (19 on 567)
3.55	Jason McKinley, Houston, 1997-99 (34 on 957)
4.57	Deontey Kenner, Cincinnati, 1997-99 (30 on 657)

## RECEIVING

### CATCHES

236	JaJuan Dawson, Tulane, 1996-98 (3,048 yards)
236	Arnold Jackson, Louisville, 1997-99 (3,061 yards)
217	Ibn Green, Louisville, 1996-99 (2,830 yards)
193	Sherrod Gideon, Southern Miss, 1996-99 (3,115 yards)
155	Orlando Iglesias, Houston, 1997-99 (2,051 yards)
149	Todd Pinkston, Southern Miss, 1996-99 (2,366 yards)
135	Lavell Boyd, Louisville, 1996-99 (1,775 yards)
147	Damien Dodson, Memphis, 1996-99 (2,096 yards)
115	Miguel Montano, Louisville, 1996-97 (1,477 yards)
110	Richie Floyd, Memphis, 1996-98 (1,654 yards)
98	Troy Smith, East Carolina, 1997-98 (1,514 yards)
95	LaMont Chappell, East Carolina, 1997-99 (1,306 yards)

### YARDS GAINED

3,115	Sherrod Gideon, Southern Miss, 1996-99 (193 catches)
3,061	Arnold Jackson, Louisville, 1997-99 (236 catches)
3,048	JaJuan Dawson, Tulane, 1996-98 (236 catches)
2,830	Ibn Green, Louisville, 1996-99 (217 catches)
2,366	Todd Pinkston, Southern Miss, 1996-99 (149 catches)
2,051	Orlando Iglesias, Houston, 1997-99 (155 catches)
2,096	Damien Dodson, Memphis, 1996-99 (147 catches)
1,775	Lavell Boyd, Louisville, 1997-99 (135 catches)
1,654	Richie Floyd, Memphis, 1996-98 (110 catches)
1,514	Troy Smith, East Carolina, 1997-98 (98 catches)
1,477	Miguel Montano, Louisville, 1996-97 (115 catches)

### TOUCHDOWN CATCHES

33	Ibn Green, Louisville, 1996-99
31	JaJuan Dawson, Tulane, 1996-98
30	Sherrod Gideon, Southern Miss, 1996-99
26	Arnold Jackson, Louisville, 1997-99
22	Todd Pinkston, Southern Miss, 1996-99

## SCORING

### MOST POINTS

255	Brad Palazzo, Tulane, 1996-98 (48 FG, 128 PAT)
198	Ibn Green, Louisville, 1996-99 (33 TD)
190	JaJuan Dawson, Tulane, 1996-99 (31 TDs, 2 PPT)
184	Sherrod Gideon, Southern Miss, 1996-99 (30 TD, 2 PPT)
180	Jon Hilbert, Louisville, 1996-99 (22 FG, 114 PAT)
178	Ketric Sanford, Houston, 1996-99 (29 TD, 2 PPT)
164	Arnold Jackson, Louisville, 1997-99 (27 TD, 1 PPT)
150	Harold Shaw, Southern Miss, 1996-97 (25 TD)
134	Ryan White, Memphis, 1998-99 (29 FG, 47 PAT)
127	Eric Richards, Cincinnati, 1996-97 (25 FG, 52 PAT)





# Career Records

## MOST TOUCHDOWNS

33	Ibn Green, Louisville, 1996-99
31	JaJuan Dawson, Tulane, 1996-99
30	Sherrrod Gideon, Southern Miss, 1996-99
29	Ketric Sanford, Houston, 1996-99
27	Arnold Jackson, Louisville, 1997-99
25	Frank Moreau, Louisville, 1996-99
25	Harold Shaw, Southern Miss, 1996-97
22	P.J., Franklin, Tulane, 1996-98
19	Leroy Collins, Louisville, 1998

## KICKING

### FIELD GOAL ATTEMPTS

66	Brad Palazzo, Tulane, 1996-98 (48 made)
37	Eric Richards, Cincinnati, 1996-97 (25 made)
36	Sebastian Villareal, Houston, 1996-97 (27 made)
35	Ryan White, Memphis, 1998-99 (29 made)
33	Jon Hilbert, Louisville, 1996-99 (22 made)
32	Tim Hardaway, Southern Miss, 1997-98 (23 made)

### FIELD GOALS MADE

48	Brad Palazzo, Tulane, 1996-98 (66 att.)
29	Ryan White, Memphis, 1998-99 (35 att.)
27	Sebastian Villareal, Houston, 1996-97 (36 att.)
25	Eric Richards, Cincinnati, 1996-97 (37 att.)
23	Tim Hardaway, Southern Miss, 1997-98 (32 att.)
22	Jon Hilbert, Louisville, 1996-99 (33 att.)

### FIELD GOAL PERCENTAGE

82.9	Ryan White, Memphis, 1998-99 (29 of 35)
76.5	Brad Palazzo, Tulane, 1996-98 (48 of 66)
75.0	Sebastian Villareal, Houston, 1996-97 (27 of 36)
71.9	Tim Hardaway, Southern Miss, 1997-98 (23 of 32)
67.5	Eric Richards, Cincinnati, 1996-97 (25 of 37)
66.7	Jon Hilbert, Louisville, 1996-99 (22 of 33)

### PAT KICKS ATTEMPTED

129	Brad Palazzo, Tulane, 1996-98 (128 made)
121	Jon Hilbert, Louisville, 1996-99 (114 made)
70	Tim Hardaway, Southern Miss, 1997-98 (67 made)
59	Sebastian Villareal, Houston, 1996-97 (57 made)
53	Eric Richards, Cincinnati, 1996-97 (52 made)

### PAT KICKS MADE

128	Brad Palazzo, Tulane, 1996-98 (129 att.)
114	Jon Hilbert, Louisville, 1996-99 (121 att.)
67	Tim Hardaway, Southern Miss, 1997-98 (70 att.)
57	Sebastian Villareal, Houston, 1996-97 (59 att.)
52	Eric Richards, Cincinnati, 1996-97 (53 att.)

### PAT KICKS PERCENTAGE

99.2	Brad Palazzo, Tulane, 1996-98 (128 of 129)
98.1	Eric Richards, Cincinnati, 1996-97 (52 of 53)
96.8	Seth Marler, Tulane, 1999 (30 of 31)
96.6	Sebastian Villareal, Houston, 1996-97 (57 of 59)
96.6	Mike Waddell, Houston, 1998 (28 of 29)
95.7	Tim Hardaway, Southern Miss, 1997-98 (67 of 70)

### POINTS SCORED BY KICKING

255	Brad Palazzo, Tulane, 1996-98 (48 FG, 128 PAT)
180	Jon Hilbert, Louisville, 1996-99 (22 FG, 114 PAT)
138	Sebastian Villareal, Houston, 1996-97 (27 FG, 57 PAT)
136	Tim Hardaway, Southern Miss, 1997-98 (23 FG, 67 PAT)
134	Ryan White, Memphis, 1998-99 (29 FG, 47 PAT)
127	Eric Richards, Cincinnati, 1996-97 (25 FG, 52 PAT)

## PUNTING

### MOST PUNTS

186	Jeremy Borseth, Louisville, 1996-98 (7,454 yards for 40.1 avg.)
176	Andrew Bayes, East Carolina, 1997-99 (7,822 yards for 44.4 avg.)
165	Jamie Purser, Southern Miss, 1996-99 (6,812 yards for 41.3 avg.)
143	Brad Hill, Tulane, 1996-98 (6,006 yards for 42.0 avg.)
122	Ignacio Saucedo, Houston, 1996-97 (4,982 for 40.8 avg.)
109	Graham White, Army, 1998-99 (4,812 for 44.1 avg.)
97	Jim Cande, Memphis, 1998-99 (4,057 for 41.8 avg.)
94	Adam Wulfeck, Cincinnati, 1998-99 (3,865 yards for 41.1 avg.)

### YARDS PUNTED

7,822	Andrew Bayes, East Carolina, 1997-99 (176 for 44.4 avg.)
7,454	Jeremy Borseth, Louisville, 1996-98 (186 for 40.1 avg.)
6,812	Jamie Purser, Southern Miss, 1996-99 (165 for 41.3 avg.)
6,006	Brad Hill, Tulane, 1996-98 (143 for 42.0 avg.)
4,982	Ignacio Saucedo, Houston, 1996-97 (122 for 40.8 avg.)
4,812	Graham White, Army, 1998-99 (109 for 44.1 avg.)
4,057	Jim Cande, Memphis, 1998-99 (97 for 41.8 avg.)
3,865	Adam Wulfeck, Cincinnati, 1998-99 (94 for 41.1 avg.)

### PUNTING AVERAGE

44.4	Andrew Bayes, East Carolina, 1997-99 (176 for 7,822)
44.1	Graham White, Army, 1998-99 (109 for 4,812)
42.0	Brad Hill, Tulane, 1996-98 (143 for 6,006)
41.8	Jim Cande, Memphis, 1998-99 (97 for 4,057)
41.3	Jamie Purser, Southern Miss, 1996-99 (165 for 6,812)
41.1	Adam Wulfeck, Cincinnati, 1998-99 (94 for 3,865)
40.8	Ignacio Saucedo, Houston, 1996-97 (122 for 4,982)
40.1	Jeremy Borseth, Louisville, 1996-98 (186 for 7,454)

## PUNT RETURNS

### MOST RETURNS

69	Arnold Jackson, Louisville, 1997-99 (692 yards)
68	Tinker Keck, Cincinnati, 1997-99 (804 yards)

### YARDS RETURNED

804	Tinker Keck, Cincinnati, 1997-99 (68 attempts)
692	Arnold Jackson, Louisville, 1997-99 (69 attempts)
404	Keith Stokes, East Carolina, 1999 (26 attempts)
404	Marcellus Harris, East Carolina, 1997-99 (38 returns)
375	Rodregis Brooks, UAB, 1999 (20 returns)

### YARDS PER RETURN

11.8	Tinker Keck, Cincinnati, 1997-99 (68 for 804)
10.6	Marcellus Harris, East Carolina, 1997-99 (38 for 404)
10.0	Arnold Jackson, Louisville, 1999 (69 for 692)

## PUNT RETURN TDS

4	Tinker Keck, Cincinnati, 1997-99
1	Arnold Jackson, Louisville, 1997-99
1	Keith Stokes, East Carolina, 1999
1	Eddie Shaw, Southern Miss, 1996-98
1	Derrick Goodwin, Army, 1998-99

## KICKOFF RETURNS

### MOST RETURNS

68	Ketric Sanford, Houston, 1996-99 (1,705 yards)
56	Zek Parker, Louisville, 1998-99 (1,323 yards)
39	Don McKnight, Cincinnati, 1997-99 (772 yards)
28	Kevin Cobb, Memphis, 1996-97 (615 yards)

### YARDS RETURNED

1,705	Ketric Sanford, Houston, 1996-99 (68 returns)
1,323	Zek Parker, Louisville, 1998-99 (56 returns)
772	Don McKnight, Cincinnati, 1996-98 (39 returns)
615	Kevin Cobb, Memphis, 1996-97 (28 returns)

### YARDS PER RETURN

25.1	Ketric Sanford, Houston, 1996-99 (68 for 1,705)
------	---

## KICKOFF RETURN TDS

2	Zek Parker, Louisville, 1998-99
1	Adam Moorhead, Tulane, 1996-97
1	Marcellus Harris, East Carolina, 1997-99
1	Mike Smith, Houston, 1998
1	Eric Booth, Southern Miss, 1996-97

## DEFENSE

### INTERCEPTIONS

9	Rodregis Brooks, UAB, 1999 (152 yards)
9	Mike James, Houston, 1998-99 (124 yards)
8	Rashad Holman, Louisville, 1997-99 (67 yards)
6	Derrick Goodwin, Army, 1998-99 (11 yards)
6	Tinker Keck, Cincinnati, 1997-99 (67 yards)

### INT YARDS RETURNED

191	Bud Herring, Louisville, 1997-99 (6 int.)
171	Shawn Ferguson, Cincinnati, 1996-98 (4 int.)
164	Alphonso Roundtree, Tulane, 1996-98 (6 int.)
152	Rodregis Brooks, UAB, 1999 (9 int.)
124	Mike James, Houston, 1998-99 (9 int.)

### INTERCEPTIONS RETURNED FOR TDS

3	Shawn Ferguson, Cincinnati, 1997-99
2	Alphonso Roundtree, Tulane, 1996-98

## TACKLES

383	T.J. Slaughter, Southern Miss, 1996-99
372	Jeff Kerr, East Carolina, 1997-99
347	Hassan Champion, Cincinnati, 1996-98
297	Kamal Shakir, Memphis, 1997-99
278	Brad Jackson, Cincinnati, 1996-98

## SACKS

34.5	Adalius Thomas, Southern Miss, 1996-99
28	Roderick Coleman, East Carolina, 1997-98
21	Tramont Lawless, Memphis, 1997-99
20	Marquis Bowling, Memphis, 1996-98



# Miscellaneous Records

### MOST WINS IN A SEASON

12 Tulane, 1998

### MOST LOSSES IN A SEASON

10 Louisville, 1997

### LONGEST OVERALL WINNING STREAK

13 Tulane (Nov. 22, 1997-Sep. 6, 1999)  
7 Southern Miss (Sep. 14, 1996-Nov. 9, 1996)

### LONGEST OVERALL LOSING STREAK

10 Louisville (Sep. 20, 1997-Sep. 19, 1998)  
9 Cincinnati (Sep. 5, 1998-Nov. 21, 1998)

### LONGEST C-USA GAMES WINNING STREAK

11 Southern Miss (Oct. 10, 1998-current)  
8 Tulane (Nov. 8, 1997-Sep. 6, 1999)

### LONGEST C-USA GAMES LOSING STREAK

7 Louisville (Nov. 16, 1996-Oct. 3, 1998)  
6 Cincinnati (Oct. 9, 1999-current)  
6 Cincinnati (Nov. 13, 1997-Nov. 14, 1998)

### MOST IMPROVED WON-LOST RECORD

6 Louisville (1-10 in 1997; 7-5 in 1998)  
5 Tulane (2-9 in 1996; 7-4 in 1997)

### MOST PLAYED SERIES

50 USM-MEM (Southern Miss 33, Memphis 16, 1 tie)  
39 CIN-LOU (Cincinnati 25, Louisville 12, 1 tie)  
36 LOU-MEM (Louisville 20, Memphis 16)  
25 MEM-CIN (Memphis 17, Cincinnati 8)  
25 USM-ECU (Southern Miss 19, East Carolina 6)

### LONGEST CURRENT SERIES WIN STREAK

6 Southern Miss over Memphis (dating to 1993)  
5 Southern Miss over Louisville (dating to 1993)  
4 Tulane over Cincinnati (dating to 1990)  
4 Southern Miss over East Carolina (dating to 1995)  
3 several tied

### 300- YARD PASSING GAMES SEASON

8 Chris Redman, Louisville 1998  
7 Chris Redman, Louisville 1999  
7 Patrick Ramsey, Tulane 1999  
6 Shaun King, Tulane 1998  
6 Chris Redman, Louisville 1997  
2 several tied with

### CAREER

23 Chris Redman, Louisville 1996-99  
8 Shaun King, Tulane 1996-98  
4 David Garrard, East Carolina 1998-99  
4 Jason McKinley, Houston 1997-99  
4 Lee Roberts, Southern Miss 1996-99

### 100-YARD RUSHING GAMES SEASON

7 Antowain Smith, Houston 1996  
6 Robert Cooper, Cincinnati 1999  
6 Ketric Sanford, Houston 1999  
6 Derrick Nix, Southern Miss 1998  
5 Leroy Collins, Louisville 1998  
5 Frank Moreau, Louisville 1999  
5 Harold Shaw, Southern Miss 1997  
4 Derrick Nix, Southern Miss 1999  
4 Toney Converse, Tulane 1998  
4 DeMarco McCleskey, Cincinnati 1998  
4 Ketric Sanford, Houston 1998  
3 Gerard Arnold, Memphis 1999  
3 Jamaican Darte, Tulane 1998  
3 Eric Booth, Southern Miss 1996

### CAREER

14 Ketric Sanford, Houston 1996-99  
11 Gerard Arnold, Memphis 1996-99  
10 Derrick Nix, Southern Miss 1998-99  
9 Frank Moreau, Louisville 1995-99  
8 Robert Cooper, Cincinnati 1996-99  
7 Jamaican Darte, Tulane 1996-98  
7 Antowain Smith, Houston 1996  
6 Toney Converse, Tulane 1997-99  
5 Leroy Collins, Louisville 1998  
5 Harold Shaw, Southern Miss 1996-97  
4 DeMarco McCleskey, Cincinnati 1998  
4 Teofilo Riley, Memphis 1996-99  
4 Eric Booth, Southern Miss 1996-97

### 100-YARD RECEIVING GAMES SEASON

7 Arnold Jackson, Louisville 1998  
6 JaJuan Dawson, Tulane 1999  
6 P.J. Franklin, Tulane 1998  
5 Arnold Jackson, Louisville 1999  
5 Sherrod Gideon, Southern Miss 1998  
5 JaJuan Dawson, Tulane 1998  
5 Sherrod Gideon, Southern Miss 1997  
4 Jerrian James, Houston 1998  
4 Ibn Green, Louisville 1998  
4 JaJuan Dawson, Tulane 1997  
4 Miguel Montano, Louisville 1997  
3 several tied with

### CAREER

15 Arnold Jackson, Louisville 1997-99  
15 JaJuan Dawson, Tulane 1996-99  
12 Sherrod Gideon, Southern Miss 1996-99  
9 Ibn Green, Louisville 1996-99  
8 P.J. Franklin, Tulane 1996-98  
6 Adrian Burnette, Tulane 1997-99  
6 Orlando Iglesias, Houston 1997-99  
6 Troy Smith, East Carolina 1997-98  
6 Miguel Montano, Louisville 1996-97  
5 Todd Pinkston, Southern Miss 1996-99  
5 Damien Dodson, Memphis 1996-99  
4 Jerrian James, Houston 1998-99  
4 Lavell Boyd, Louisville 1996-99  
4 Cornelius Bonner, Cincinnati 1997-98

### 3,000-YARD PASSERS

4,042 Chris Redman, Louisville 1998  
3,647 Chris Redman, Louisville 1999  
3,410 Patrick Ramsey, Tulane 1999  
3,079 Chris Redman, Louisville 1997

### 1,000-YARD RUSHERS

1,289 Frank Moreau, Louisville 1999  
1,245 Robert Cooper, Cincinnati 1999  
1,239 Antowain Smith, Houston 1996  
1,199 Ketric Sanford, Houston 1999  
1,180 Derrick Nix, Southern Miss 1998  
1,134 Leroy Collins, Louisville 1998  
1,059 Gerard Arnold, Memphis 1998  
1,054 Derrick Nix, Southern Miss 1999  
1,054 Ketric Sanford, Houston 1998  
1,045 Harold Shaw, Southern Miss 1997

### 1,000-YARD RECEIVERS

1,209 Arnold Jackson, Louisville 1999  
1,186 Sherrod Gideon, Southern Miss 1998  
1,175 Arnold Jackson, Louisville 1998  
1,174 P.J. Franklin, Tulane 1998  
1,095 Adrian Burnette, Tulane 1999  
1,036 JaJuan Dawson, Tulane 1999  
1,008 Sherrod Gideon, Southern Miss 1997





# Annual Standings

## 1999

	C-USA				All Games			
	W-L	Pct.	H	A	W-L	Pct.	H	A
%SOUTHERN MISS	6-0	1.000	3-0	3-0	9-3	.750	5-0	4-3
EAST CAROLINA	4-2	.667	2-1	2-1	9-3	.750	*6-1	3-2
LOUISVILLE	4-2	.667	2-1	2-1	7-5	.583	4-3	3-2
MEMPHIS	4-2	.667	1-2	3-0	5-6	.455	2-4	3-2
UAB	4-2	.667	2-1	2-1	5-6	.455	3-2	2-4
HOUSTON	3-3	.500	2-1	1-2	7-4	.636	4-1	3-3
TULANE	1-5	.167	1-2	0-3	3-8	.273	3-2	0-6
ARMY	1-5	.167	1-2	0-3	3-8	.273	3-3	0-5
CINCINNATI	0-6	.000	0-3	0-3	3-8	.273	2-4	1-4

% regular season champion

\* includes wins in Charlotte and Raleigh



Derrick Nix, USM

## 1998

	C-USA				All Games			
	W-L	Pct.	H	A	W-L	Pct.	H	A
%TULANE	6-0	1.000	3-0	3-0	12-0	1.000	6-0	6-0*
SOUTHERN MISS	5-1	.833	3-0	2-1	7-5	.583	4-1	3-4*
LOUISVILLE	4-2	.600	3-0	1-2	7-5	.583	5-1	2-4*
EAST CAROLINA	3-3	.500	1-2	2-1	6-5	.545	3-2	3-3
ARMY	2-4	.333	1-2	1-2	3-8	.272	1-4	2-4
HOUSTON	2-4	.333	1-2	1-2	3-8	.272	1-4	3-3
MEMPHIS	1-5	.167	1-2	0-3	2-9	.182	2-4	0-5
CINCINNATI	1-5	.167	1-2	0-3	2-9	.182	1-5	1-4

% regular season champion

\* includes bowl game at neutral field



Shaun King, TUL

## 1997

	C-USA				All Games			
	W-L	Pct.	H	A	W-L	Pct.	H	A
%SOUTHERN MISS	6-0	1.000	3-0	3-0	9-3	.750	4-0	*5-3
TULANE	5-1	.833	3-0	2-1	7-4	.636	4-2	3-2
EAST CAROLINA	4-2	.667	2-1	2-1	5-6	.455	3-2	2-4
CINCINNATI	2-4	.333	2-1	0-3	8-4	.667	5-1	**3-3
MEMPHIS	2-4	.333	2-1	0-3	4-7	.364	4-2	0-5
HOUSTON	2-4	.333	1-2	1-2	3-8	.273	1-4	2-4
LOUISVILLE	0-6	.000	0-3	0-3	1-10	.091	1-5	0-5

% won regular season championship and earned bid to the AXA/Equitable Liberty Bowl

\* includes neutral field win at AXA/Equitable Liberty Bowl.

\*\* includes neutral field win at Humanitarian Bowl



Sherrod Gideon, USM

## 1996

	C-USA				All Games			
	W-L	Pct.	H	A	W-L	Pct.	H	A
%HOUSTON	4-1	.800	3-0	1-1	7-5	.583	4-2	3-3*
%SOUTHERN MISS	4-1	.800	2-0	2-1	8-3	.727	4-0	4-3
CINCINNATI	2-3	.400	1-1	1-2	6-5	.545	4-2	2-3
LOUISVILLE	2-3	.400	1-2	1-1	5-6	.455	2-3	3-3
MEMPHIS	2-3	.400	2-0	0-3	4-7	.364	3-3	1-4
TULANE	1-4	.200	0-3	1-1	2-9	.182	1-5	1-4

% Co-regular season champions

\* includes neutral loss at St. Jude Liberty Bowl (Memphis, Tenn.)



Antowain Smith, HOU

# Bowl Results

## 1999

### Friday, December 31

AXA Liberty Bowl (Memphis, Tennessee)  
 (14) Southern Miss 23, Colorado State 17

### Thursday, December 30

Crucial.Com Humanitarian Bowl (Boise, Idaho)  
 Boise State 34, Louisville 31

### Wednesday, December 22

Mobile Alabama Bowl (Mobile, Alabama)  
 TCU 28, (19) East Carolina 14

## 1998

### December 31, 1998

AXA/Equitable Liberty Bowl (Memphis, Tenn.)  
 (10) Tulane 41, Brigham Young 27

### December 30, 1998

Humanitarian Bowl (Boise, Idaho)  
 Idaho 42, Southern Miss 35

### December 23, 1998

Motor City Bowl (Pontiac, Mich.)  
 Marshall 48, Louisville 29

## 1997

### December 31, 1997

AXA/Equitable Liberty Bowl (Memphis, Tenn.)  
 (22) Southern Miss 41, Pittsburgh 7

### December 29, 1997

Humanitarian Bowl (Boise, Idaho)  
 Cincinnati 35, Utah State 19

## 1996

### December 31, 1996

St. Jude Liberty Bowl (Memphis, Tenn.)  
 (22) Syracuse 30, Houston 17



Adalius Thomas of Southern Miss was named Most Valuable Player of the 1999 AXA Liberty Bowl.



Tulane capped off a 12-0 season with a 41-27 win over BYU in the 1998 AXA/Equitable Liberty Bowl.



Chad Plummer led Cincinnati to victory in the 1997 Humanitarian Bowl.



# Year-by-Year Leaders

## INDIVIDUAL

### RUSHING

Year	Player, School	G	Att.	Yards	TD	YPG
1999	Frank Moreau, LOU	10	233	1,289	17	128.9
1998	Derrick Nix, USM	11	226	1,180	9	107.3
1997	Harold Shaw, USM	11	245	1,045	16	95.0
1996	Antowain Smith, HOU	11	202	1,239	14	112.6

### PASSING EFFICIENCY

Year	Player, School	G	Att.	Cmp.	Pct.	INT	Yards	TD	Rating
1999	Jeff Kelly, USM	11	260	153	58.8	11	2,062	21	143.7
1998	Shaun King, TUL	11	328	223	68.0	6	2,232	36	183.3
1997	Shaun King, TUL	11	363	199	54.8	14	2,567	24	128.3
1996	Lee Roberts, USM	10	142	86	60.6	7	1,296	12	155.3

### TOTAL OFFENSE

Year	Player, School	G	Rush	Pass	Plays	Tot.	YPG
1999	Chris Redman, LOU	11	-124	3,647	533	3,523	320.3
1998	Chris Redman, LOU	10	33	4,042	513	4,009	400.9
1997	Shaun King, TUL	11	511	2,567	487	3,078	279.8
1996	Chuck Clements, HOU	11	-83	2,417	380	2,334	212.2

### RECEPTIONS PER GAME

Year	Player, School	G	Rec.	Yards	TD	RPG
1999	JaJuan Dawson, TUL	10	94	1,036	8	9.40
1998	Arnold Jackson, LOU	11	91	1,175	10	8.27
1997	Miguel Montano, LOU	11	67	875	1	6.09
1996	Damion Johnson, HOU	11	52	708	5	4.73

### RECEIVING YARDS PER GAME

Year	Player, School	G	Rec.	Yards	TD	YPG
1999	Arnold Jackson, LOU	11	101	1,209	9	109.9
1998	Sherrod Gideon, USM	11	66	1,186	13	107.8
1997	Sherrod Gideon, USM	11	54	1,008	9	91.6
1996	Damion Johnson, HOU	11	52	708	5	64.4

### ALL-PURPOSE YARDS

Year	Player, School	G	Rush	Rec.	PR	KOR	Yards	YPG
1999	Frank Moreau, LOU	10	1,289	285	0	0	1,574	157.4
1998	Arnold Jackson, LOU	11	33	1,175	216	131	1,555	141.4
1997	Ketric Sanford, HOU	9	636	101	0	530	1,267	140.8
1996	Antowain Smith, HOU	11	1,239	201	0	15	1,455	132.3

### SCORING

Year	Player, School	G	TD	XPT	FG	Pts.	PPG
1999	Frank Moreau, LOU	10	17	0	0	102	10.2
1998	Leroy Collins, LOU	11	19	2	0	116	10.5
1997	Brad Palazzo, TUL	11	0	40	23	109	9.9
1996	Antowain Smith, HOU	11	15	2	0	92	8.4

### PUNTING

Year	Player, School	G	Att.	Yards	Avg.
1999	Andrew Bayes, ECU	11	47	2,259	48.1
1998	Graham White, ARMY	11	47	2,101	44.7
1997	Brad Hill, TUL	11	42	1,940	46.2
1996	Steve Smith, CIN	11	68	2,795	41.1

### PUNT RETURNS

Year	Player, School	G	No.	Yards	TD	Avg.
1999	Rodregis Brooks, UAB	11	20	350	0	17.5
1998	Cornelius Bonner, CIN	9	9	122	0	13.6
1997	Tinker Keck, CIN	11	39	575	4	14.7
1996	Charles West, HOU	11	18	236	1	13.1

### KICKOFF RETURNS

Year	Player, School	G	No.	Yards	TD	Avg.
1999	Zek Parker, LOU	11	35	860	2	24.6
1998	Mike Smith, HOU	9	12	349	1	29.1
1997	Eric Booth, USM	11	22	766	2	34.8
1996	Eric Booth, USM	11	12	352	0	29.3

### FIELD GOALS

Year	Player, School	G	FG	FGA	Pct.	FG/G
1999	Seth Marler, LOU	11	15	21	71.4	1.36
1998	Ryan White, MEM	11	16	16	100.0	1.45
1997	Brad Palazzo, TUL	11	23	28	82.1	2.09
1996	Ted Lane, MEM	10	12	18	66.7	1.20

### INTERCEPTIONS

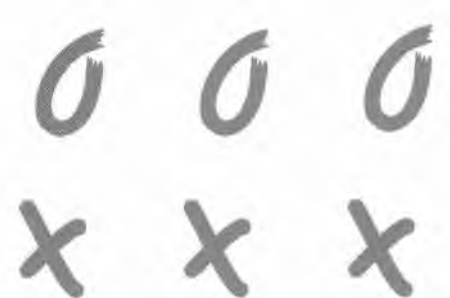
Year	Player, School	G	Int.	Yards	TD	IPG
1999	Rodregis Brooks, UAB	11	9	152	1	0.82
1998	K. Dale Rowland, ARMY	11	5	79	1	0.45
1997	Patrick Surtain, USM	11	6	127	0	0.55
1996	Monty Montgomery, HOU	11	6	87	0	0.60

### TACKLES

Year	Player, School	G	Solo	Ast.	Total
1999	Kamal Shakir, MEM	11	87	56	143
1998	T.J. Slaughter, USM	11	96	51	147
1997	Brad Jackson, CIN	11	93	75	168
1996	Tyrus McCloud, LOU	11	93	51	144

### QUARTERBACK SACKS

Year	Player, School	G	UA	Ast.	Total
1999	Tramont Lawless, MEM	11	9	0	9
	Adalius Thomas, USM	11	9	0	9
1998	Roderick Coleman, ECU	11	12	2	14
1997	Roderick Coleman, ECU	11	14	1	15
1996	Carl Powell, LOU	10	1	11	13





# Year-by-Year Leaders

## TEAM

### SCORING OFFENSE

Year	School	G	Pts.	Avg.
1999	Louisville	11	412	37.5
1998	Tulane	11	499	45.4
1997	Tulane	11	375	34.1
1996	Houston	11	344	31.3

### RUSHING OFFENSE

Year	School	G	Att.	Yards	Avg.	TD	YPG
1999	Army	11	636	2,915	4.6	24	265.0
1998	Army	11	610	3,510	5.3	25	293.8
1997	Cincinnati	11	593	2,371	4.0	22	215.5
1996	Cincinnati	11	521	1,995	3.8	16	181.4

### PASSING OFFENSE

Year	School	G	Att.	Cmp.	Pct.	Int.	Yards	TD	YPG
1999	Louisville	11	501	322	64.3	13	3,687	29	335.2
1998	Louisville	11	515	338	65.6	15	4,498	33	408.9
1997	Louisville	11	473	276	58.4	14	3,282	19	298.4
1996	Houston	11	356	224	62.9	13	2,464	22	224.0

### TOTAL OFFENSE

Year	School	G	Rush	Pass	Plays	Yards	TD	YPG
1999	Louisville	11	1,437	3,687	851	5,124	48	465.8
1998	Louisville	11	1,658	4,498	883	6,156	62	559.6
1997	Tulane	11	2,012	2,598	791	4,610	41	419.1
1996	Houston	11	1,993	2,464	753	4,457	43	405.2

### RUSHING DEFENSE

Year	School	G	Att.	Yards	Avg.	TD	YPG
1999	Southern Miss	11	403	1,006	2.5	6	91.5
1998	Houston	11	436	1,564	3.6	19	142.2
1997	Cincinnati	11	337	921	2.7	10	83.7
1996	Louisville	11	437	892	2.0	9	81.1

### PASS EFFICIENCY DEFENSE

Year	School	G	Att.	Cmp.	Pct.	Int.	Yards	TD	Eff.
1999	East Carolina	11	389	200	51.4	17	2,294	10	100.7
1998	Southern Miss	11	299	165	55.2	10	55.2	1,903	110.8
1997	Southern Miss	11	429	225	52.4	17	2,278	13	99.1
1996	Louisville	11	328	158	48.2	10	1,702	11	96.7

### TOTAL DEFENSE

Year	School	G	Rush	Pass	Plays	Yards	TD	YPG
1999	Southern Miss	11	1,006	2,229	754	3,235	14	294.1
1998	Southern Miss	11	1,787	1,903	766	3,690	21	335.5
1997	Southern Miss	11	1,184	2,278	796	3,462	21	314.7
1996	Louisville	11	892	1,702	765	2,594	20	235.8

### PUNTING

Year	School	G	Att.	Yards	Avg.
1999	Cincinnati	11	55	2,320	39.4
1998	Southern Miss	11	55	2,145	39.0
1997	Tulane	11	42	1,940	46.2
1996	Southern Miss	11	73	2,897	39.7

### PUNT RETURNS

Year	School	G	No.	Yards	TD	Avg.
1999	UAB	11	23	440	2	19.1
1998	Cincinnati	11	15	233	1	15.5
1997	Cincinnati	11	40	582	4	14.6
1996	Southern Miss	11	23	322	1	14.0

### KICKOFF RETURNS

Year	School	G	No.	Yards	TD	Avg.
1999	Louisville	11	39	910	2	23.3
1998	Army	11	45	1,078	0	24.0
1997	Southern Miss	11	31	873	2	28.2
1996	Southern Miss	11	30	759	0	25.3

### FIELD GOALS

Year	School	G	FG	FGA	Pct.	FG/G
1999	UAB	11	12	16	.750	1.09
1998	Memphis	11	16	16	100.0	1.45
1997	Tulane	11	23	28	82.1	2.09
1996	Cincinnati	11	13	21	61.9	1.18

### INTERCEPTIONS

Year	School	G	Int.	Yards	TD	IPG
1999	UAB	11	19	315	2	1.73
1998	East Carolina	11	15	204	2	1.36
1997	Tulane	11	26	362	2	2.36
1996	Southern Miss	11	18	282	1	1.64

### TURNOVER MARGIN

Year	School	G	Gained	Lost	Margin
1999	Southern Miss	11	30	20	+10
1998	Tulane	11	26	11	+15
1997	Tulane	11	34	20	+14
1996	Southern Miss	11	34	20	+14

### TACKLES

Year	School	G	Solo	Ast.	Total
1999	Southern Miss	11	603	442	1,045
1998	Southern Miss	11	762	461	1,223
1997	Southern Miss	11	686	461	1,147
1996	Southern Miss	11	704	471	1,175

### TACKLES FOR LOSS

Year	School	G	Total	Yards
1999	Southern Miss	11	118	434
1998	Southern Miss	11	114	453
1997	Tulane	11	91	363
1996	Louisville	11	145	742

### QUARTERBACK SACKS

Year	School	G	Total
1999	Houston	11	43
1998	Southern Miss	11	52
1997	East Carolina	11	41
1996	Louisville	11	46



# All-Time Honors

## ALL CONFERENCE

### 1999

#### FIRST TEAM OFFENSE

- QB - Chris Redman, Louisville
- RB- Frank Moreau, Louisville
- RB- Ketric Sanford, Houston
- OL- Shedrick Blackmon, Southern Miss
- OL- Greg Brown, Houston
- OL- Anthony Byrd, Louisville
- OL- Sherwin Lacewell, East Carolina
- OL- Doug Rosfeld, Cincinnati
- TE- Ibn Green, Louisville
- WR- JaJuan Dawson, Tulane
- WR- Arnold Jackson, Louisville

#### DEFENSE

- DL Mike Gantous, Louisville
- DL Tramount Lawless, Memphis
- DL Cedric Scott, Southern Miss
- DL Adalius Thomas, Southern Miss
- LB Pernell Griffin, East Carolina
- LB Jeff Kerr, East Carolina
- LB T.J. Slaughter, Southern Miss
- DB Ibn Barnes, Southern Miss
- DB Rodregis Brooks, UAB
- DB Kenny Hill, Houston
- DB Mike James, Houston

#### SPECIAL TEAMS

- PK- Ryan White, Memphis
- P- Andrew Bayes, East Carolina
- RS- Rodregis Brooks, UAB

#### ALL-CONFERENCE SECOND TEAM OFFENSE

- QB David Garrard, East Carolina
- RB Robert Cooper, Cincinnati
- RB Derrick Nix, Southern Miss
- OL Jerry Godfrey, Tulane
- OL Mark Grivna, Louisville
- OL Josh Lovelady, Houston
- OL Dustin Plumadore, Army
- OL Tim Seymour, Memphis
- TE Shaun Castillo, Army
- WR Sherrad Gideon, Southern Miss
- WR Todd Pinkston, Southern Miss

#### DEFENSE

- DL Nikia Adderson, Houston
- DL Mbayo Ahmadu, East Carolina
- DL Marcus Bell, Memphis
- DL DeQuincy Scott, Southern Miss
- DL Wayne Rogers, Houston
- LB Kamal Shakir, Memphis
- LB Ty Trahan, Southern Miss
- LB Lyle Weaver, Army
- DB Forrest Foster, East Carolina
- DB DeJuan Gossett, Cincinnati
- DB Kevin Monroe, East Carolina
- DB Terrance Parrish, Southern Miss

#### SPECIAL TEAMS

- P- Seth Marler, Tulane
- P- Adam Wulfeck, Cincinnati
- RS- Keith Stokes, East Carolina

### 1998

#### ALL-CONFERENCE FIRST TEAM OFFENSE

- QB Shaun King, Tulane
- RB Leroy Collins, Louisville
- RB Derrick Nix, Southern Miss
- OL Danny Moore, East Carolina
- OL Henry McClendon, Southern Miss
- OL Rick Nord, Louisville
- OL Bernard Robertson, Tulane
- OL Brian Uhl, Cincinnati
- TE Ibn Green, Louisville
- WR Arnold Jackson, Louisville
- WR Sherrad Gideon, Southern Miss

#### DEFENSE

- DL Marquis Bowling, Memphis
- DL Roderick Coleman, East Carolina
- DL Travis Darden, East Carolina
- DL Adalius Thomas, Southern Miss
- LB Jeff Kerr, East Carolina
- LB T.J. Slaughter, Southern Miss
- LB Ty Trahan, Southern Miss
- DB Michael Jordan, Tulane
- DB Mike McKenzie, Memphis
- DB Kenny Dale Rowland, Army
- DB Antonio Roundtree, Louisville

#### SPECIAL TEAMS

- PK Ryan White, Memphis
- P Graham White, Army
- RS Rod Richardson, Army

## ALL-CONFERENCE SECOND TEAM OFFENSE

- QB Chris Redman, Louisville
- RB Gerard Arnold, Memphis
- RB Ketric Sanford, Houston
- OL Wilbert Brown, Houston
- OL Jerry Godfrey, Tulane
- OL O'Lester Pope, Southern Miss
- OL Neil Ravitz, Army
- OL Ron Sells, Memphis
- TE Buck Collins, East Carolina
- WR JaJuan Dawson, Tulane
- WR P.J. Franklin, Tulane

#### DEFENSE

- DL Mike Gantous, Louisville
- DL Louis Hampton, Houston
- DL Dennis O'Sullivan, Tulane
- DL Cedric Scott, Southern Miss
- LB Hassan Champion, Cincinnati
- LB Bud Herring, Louisville
- LB Brett Timmons, Tulane
- DB Jose Gonzalez, Southern Miss
- DB Mike James, Houston
- DB DaShone Mallard, Southern Miss
- DB Kelvin Suggs, East Carolina

#### SPECIAL TEAMS

- PK Eric Olsen, Army
- P Andrew Bayes, East Carolina
- RS Ketric Sanford, Houston

### 1997

#### ALL-CONFERENCE FIRST TEAM OFFENSE

- QB Shaun King, Tulane
- RB Toney Converse, Tulane
- RB Harold Shaw, Southern Miss
- OL Jason Fabini, Cincinnati
- OL Ben Fricke, Houston
- OL Cory Geason, Tulane
- OL Kasey Keith, Southern Miss
- OL Danny Moore, East Carolina
- OL Ibn Green, Louisville
- WR JaJuan Dawson, Tulane
- WR Sherrad Gideon, Southern Miss

#### DEFENSE

- DL Robert Brown, Southern Miss
- DL Marquis Bowling, Memphis
- DL Kendrick Gholston, Louisville
- DL Adalius Thomas, Southern Miss
- LB Phillip Curry, Cincinnati
- LB Brad Jackson, Cincinnati
- LB Marchant Kenney, Southern Miss
- DB Tinker Keck, Cincinnati
- DB Mike McKenzie, Memphis
- DB Perry Phenix, Southern Miss
- DB Patrick Surtain, Southern Miss

#### SPECIAL TEAMS

- PK Brad Palazzo, Tulane
- P Brad Hill, Tulane
- RS Tinker Keck, Cincinnati

#### ALL-CONFERENCE SECOND TEAM OFFENSE

- QB Lee Roberts, Southern Miss
- RB Gerard Arnold, Memphis
- RB Ketric Sanford, Houston
- OL Pierre Brilliant, Cincinnati
- OL Daniel Gomez, Memphis
- OL Rick Nord, Louisville
- OL Henry McClendon, Southern Miss
- OL Brian Uhl, Cincinnati
- TE Terry Hardy, Southern Miss
- WR P.J. Franklin, Tulane
- WR Miguel Montano, Louisville

#### DEFENSE

- DL Terence Cook, Tulane
- DL Keaton Cromartie, Tulane
- DL Derrick Ransom, Cincinnati
- DL Leonta Rheams, Houston
- LB Roderick Coleman, East Carolina
- LB Jeff Kerr, East Carolina
- LB Terry Rice-Lockett, Louisville
- DB Jamaal Alexander, Southern Miss
- DB Courtney Dinkins, Louisville
- DB Dwight Henry, East Carolina
- DB Michael Jordan, Tulane

#### SPECIAL TEAMS

- PK Sebastian Villarreal, Houston
- P Andrew Bayes, East Carolina
- RS Eric Booth, Southern Miss

### 1996

#### ALL-CONFERENCE FIRST TEAM OFFENSE

- QB Chuck Clements, Houston
- RB Eric Booth, Southern Miss
- RB Antowain Smith, Houston
- OL Cyril Brockmeier, Tulane
- OL Leroy DeWitt, Southern Miss
- OL Jason Fabini, Cincinnati
- OL Ben Fricke, Houston
- OL Marcus Spriggs, Houston
- TE Cory Geason, Tulane
- WR Damien Johnson, Houston
- WR Kendrick Lee, Southern Miss

#### DEFENSE

- DL Darrius Felder, Cincinnati
- DL Jeff Posey, Southern Miss
- DL Carl Powell, Louisville
- DL Cedric Walthaw, Southern Miss
- LB Richard Hogans, Memphis
- LB Marchant Kenney, Southern Miss
- LB Tyrus McLouisville, Louisville
- DB Sam Barnes, Cincinnati
- DB Sam Madison, Louisville
- DB D. Montgomery, Houston
- DB Patrick Surtain, Southern Miss

#### SPECIAL TEAMS

- PK Eric Richards, Cincinnati
- P Steve Smith, Cincinnati
- RS Eric Booth, Southern Miss

#### ALL-CONFERENCE SECOND TEAM OFFENSE

- QB Lee Roberts, Southern Miss
- RB Daryl Royal, Cincinnati
- RB Ketric Sanford, Houston
- OL Will Carlisle, Tulane
- OL Joel Dolinski, Cincinnati
- OL Steve Missetic, Louisville
- OL Daryl Terrell, Southern Miss
- OL Brian Uhl, Cincinnati
- TE Terry Hardy, Southern Miss
- WR Miguel Montano, Louisville
- WR Charles West, Houston

#### DEFENSE

- DL Kendrick Gholston, Louisville
- DL Joel Locker, Tulane
- DL Leland Taylor, Louisville
- DL Tony Williams, Memphis
- LB Phillip Curry, Cincinnati
- LB Brad Jackson, Cincinnati
- LB Derrick Singleton, Tulane
- DB Rico Clark, Louisville
- DB Chris Hewitt, Cincinnati
- DB Perry Phenix, Southern Miss
- DB Keith Spann, Memphis

#### SPECIAL TEAMS

- PK Ted Lane, Memphis
- P Jeremy Borseth, Louisville
- RS Jeff Ligon, Tulane

## ALL-FRESHMAN

#### 1999 OFFENSE

- QB- Travis Anglin, Memphis
- RB P.J. Mays, Cincinnati
- RB Jeff "Sugar" Sanders, Memphis
- OL Jeremy Bridges, Southern Miss
- OL Trey Eyre, Memphis
- OL Josh Gardner, Cincinnati
- OL Zeb Landers, Southern Miss
- OL Torrin Tucker, Southern Miss
- TE Buck Micciotto, Southern Miss
- WR LaDaris Vann, Cincinnati
- WR Brandon Middleton, Houston

#### DEFENSE

- DL Derrick Adams, Cincinnati
- DL Floyd Dorsey, Tulane
- DL Michael Josiah, Louisville
- DL Chad Lee, Louisville
- LB Michael Brown, Louisville
- LB Jason Frazier, Army
- LB Joe Henley, Southern Miss
- DB Anthony Adams, East Carolina
- DB Quentin Brown, Tulane
- DB Ivan Fields, Houston
- DB Anthony Floyd, Louisville

## SPECIAL TEAMS

- K Seth Marler, Tulane
- K Kevin Miller, East Carolina
- P Chris Sivori, Louisville

### 1998

#### OFFENSE

- QB David Garrard, East Carolina
- RB DeMarco McCleskey, Cincinnati
- RB Derrick Nix, Southern Miss
- OL Kirt Doolin, Cincinnati
- OL Artis Hicks, Memphis
- OL Corey Sewell, Tulane
- OL David Sherrad, Memphis
- OL Torie Taull, Tulane
- TE Jonathan Pritchett, Houston
- WR Terrell Harris, Tulane
- WR Zander Robinson, Tulane

#### DEFENSE

- DL Andre Arnold, Memphis
- DL Ryan Brewer, Tulane
- DL Jeremy Griffith, Houston
- DL Ben Peining, Cincinnati
- LB Pernell Griffin, East Carolina
- LB Arthur Gissendanner, Houston
- LB Tony Stallings, Louisville
- DB Danny Adams, Cincinnati
- DB Idrees Bashir, Memphis
- DB Meldon Barnes, Tulane
- DB Jason Parker, Houston

#### SPECIAL TEAMS

- PK Ryan White, Memphis
- P Adam Wulfeck, Cincinnati
- RS Leif Penn, Houston

### 1997

#### OFFENSE

- QB Jason McKinley, Houston
- RB Toney Converse, Tulane
- RB Jamie Wilson, East Carolina
- OL James Bell, East Carolina
- OL Josh Lovelady, Houston
- OL Joe O'Shaughnessy, Louisville
- OL Bernard Robertson, Tulane
- OL Charles Caidwell, Tulane
- TE Reid Hedgepeth, Memphis
- WR Marcellus Harris, East Carolina
- WR Orlando Iglesias, Houston

#### DEFENSE

- DL Braxton Anderson, Louisville
- DL Marcus Bell, Memphis
- DL DeQuincy Scott, Southern Miss
- DL John Nix, Southern Miss
- LB Rashad Harris, Louisville
- LB Bud Herring, Louisville
- LB Kamal Shakir, Memphis
- DB DeJuan Gossett, Cincinnati
- DB Corey Jones, Tulane
- DB Warren St. Junious, Tulane
- DB Kendall Williams, Houston

#### SPECIAL TEAMS

- PK Jason Mammarelli, Cincinnati
- RS Marcellus Harris, East Carolina

### 1996

#### OFFENSE

- QB Chris Redman, Louisville
- RB Robert Cooper, Cincinnati
- RB Ketric Sanford, Houston
- OL Ken Biggs, Cincinnati
- OL Shedrick Blackmon, Southern Miss
- OL Anthony Byrd, Louisville
- OL Tavares Middlebrooks, Memphis
- OL Truett Novosad, Houston
- TE Scott Regimbald, Houston
- WR Damien Dodson, Memphis
- WR Sherrad Gideon, Southern Miss

#### DEFENSE

- DL Mike Gantous, Louisville
- DL Derrick Kennedy, Louisville
- DL Mike Knepper, Houston
- DL Adalius Thomas, Southern Miss
- LB Micah Malone, Houston
- LB Caspor Stiles, Memphis
- LB Derrick Perry, Tulane
- DB Courtney Dinkins, Louisville
- DB Kevin Dukes, Tulane
- DB William Fields, Houston
- DB Mike McKenzie, Memphis

#### SPECIAL TEAMS

- P Jamie Purser, Southern Miss
- RS Ketric Sanford, Houston
- WR JaJuan Dawson, Tulane
- WR Sherrad Gideon, Southern Miss





# All-Time Honors

## OFFENSIVE PLAYER OF THE YEAR

- 1999 Chris Redman, QB, Louisville
- 1998 Shaun King, QB, Tulane
- 1997 Shaun King, QB, Tulane
- 1996 Antowain Smith, RB, Houston

## DEFENSIVE PLAYER OF THE YEAR

- 1999 Adalius Thomas, DE, Southern Miss
- 1998 Adalius Thomas, DE, Southern Miss
- 1997 Patrick Surtain, CB, Southern Miss
- 1996 Tyrus McCloud, LB, Louisville

## SPECIAL TEAMS PLAYER OF THE YEAR

- 1999 Rodregis Brooks, PR, UAB
- 1998 Ryan White, K, Memphis
- 1997 Tinker Keck, PR, Cincinnati
- 1996 Jeff Liggon, KR, Tulane

## COACH OF THE YEAR

- 1999 Jeff Bower, Southern Miss
- 1998 Tommy Bowden, Tulane
- 1997 Jeff Bower, Southern Miss
- 1996 Kim Helton, Houston

## FRESHMAN OF THE YEAR

- 1999 LaDaris Vann, WR, Cincinnati
- Travis Anglin, QB, Memphis
- 1998 Derrick Nix, RB, Southern Miss
- 1997 Jason McKinley, QB, Houston
- 1996 Ketric Sanford, RB/KR, Houston

## PLAYERS OF THE WEEK

### 1999

#### OFFENSE

- S7 Chris Redman, Louisville
- S13 Patrick Ramsey, Tulane
- S20 Patrick Ramsey, Tulane
- S27 David Garrard, East Carolina
- O4 David Garrard, East Carolina
- O11 Michael Wallace, Army
- O18 Ketric Sanford, Houston
- O25 Lavell Boyd, Louisville
- N1 Robert Cooper, Cincinnati
- N8 Ketric Sanford, Houston
- N15 Jason McKinley, Houston
- N22 David Garrard, East Carolina

#### DEFENSE

- S7 Mike James, Houston
- S13 Forrest Foster, East Carolina
- S20 Eddie Johnson, Cincinnati
- S27 T.J. Slaughter, Southern Miss
- O4 Pernel Griffin, East Carolina
- O11 Leo Barnes, Southern Miss
- O18 Leo Barnes, Southern Miss
- Wayne Rogers, Houston
- O25 Adalius Thomas, Southern Miss
- N1 Anthony Adams, East Carolina
- N8 Rodregis Brooks, UAB
- N15 Marcus Bell, Memphis
- N22 Ty Trahan, Southern Miss

#### SPECIAL TEAMS

- S7 Kevin Miller, East Carolina
- S13 Roy Magee, Southern Miss
- S20 Andrew Bayes, East Carolina
- S27 Ryan White, Memphis
- O4 Kevin Miller, East Carolina
- O11 Ryan White, Memphis
- O18 Seth Marler, Tulane
- O25 Andrew Bayes, East Carolina
- N1 Ryan White, Memphis
- N8 Jake Arians, UAB
- N15 Keith Stokes, East Carolina
- N22 Brent Hanna, Southern Miss

### 1998

#### OFFENSE

- S7 P.J. Franklin, Tulane
- S14 Shaun King, Tulane
- S21 Leroy Collins, Louisville
- S28 Chris Redman, Louisville
- O5 Chris Redman, Louisville
- O12 Derrick Nix, Southern Miss
- O19 Chris Redman, Louisville
- O26 Shaun King, Tulane
- N2 Leroy Collins, Louisville
- N9 Shaun King, Tulane
- N16 Chris Redman, Louisville
- N23 David Garrard, East Carolina

#### DEFENSE

- S7 Brett Timmons, Tulane
- S14 Nate Hunterton, Army
- S21 Kenny Dale Rowland, Army
- S28 Ty Trahan, Southern Miss
- O5 Alphonso Roundtree, Tulane
- O12 Lyle Weaver, Army
- O19 Shawn Ferguson, Cincinnati
- O26 Ty Trahan, Southern Miss
- N2 David Williams, Houston
- N9 Jeff Kerr, East Carolina
- N16 T.J. Slaughter, Southern Miss
- N23 Meldon Barnes, Tulane

#### SPECIAL TEAMS

- S7 Arthur Gissendanner, Houston
- S14 Graham White, Army
- S21 Eric Olsen, Army
- S28 Zek Parker, Louisville
- O5 Graham White, Army
- O12 Brandon Francis, Southern Miss
- O19 Ryan White, Memphis
- O26 Mike Smith, Houston
- N2 Louis Hampton, Houston
- N9 Brad Palazzo, Tulane
- N16 John Wilson, Tulane
- N23 Jamie Purser, Southern Miss

### 1997

#### OFFENSE

- S1 Chad Plummer, Cincinnati
- S8 Shaun King, Tulane
- S15 Ibn Green, Louisville
- S22 Lee Roberts, Southern Miss
- S29 Orlando Iglesias, Houston
- O6 JaJuan Dawson, Tulane
- O13 Shaun King, Tulane
- O20 Shaun King, Tulane
- O27 Jason McKinley, Houston
- N3 Frank Moreau, Louisville
- Harold Shaw, Southern Miss
- N10 Dan Gonzalez, East Carolina
- N17 Dan Gonzalez, East Carolina
- N24 Harold Shaw, Southern Miss

#### DEFENSE

- S1 Patrick Surtain, Southern Miss
- S8 Jamaal Alexander, Southern Miss
- S15 Roderick Coleman, East Carolina
- S22 Cincinnati Team
- S29 Artrell Hawkins, Cincinnati
- O6 Tinker Keck Cincinnati
- Adalius Thomas, Southern Miss
- Marchant Kenney, Southern Miss
- O13 Vaughn Washington, Houston
- O20 Phillip Curry, Cincinnati
- O27 Dwight Henry, East Carolina
- N10 Keaton Cromartie, Tulane
- N17 Jeff Kerr, East Carolina
- N24 Michael Jordan, Tulane

## SPECIAL TEAMS

- S1 Drew Pairamore, Memphis
- S8 Andrew Bayes, East Carolina
- S15 Arnold Jackson, Louisville
- S22 Brad Hill, Tulane
- S29 Doug Johnson, Cincinnati
- O6 Tinker Keck, Cincinnati
- O13 Brad Palazzo, Tulane
- O20 Sebastian Villarreal, Houston
- O27 Tinker Keck, Cincinnati
- N3 Brad Palazzo, Tulane
- N10 Tinker Keck, Cincinnati
- N17 Don Haselwood, Memphis
- N24 P.J. Franklin, Tulane

### 1996

#### OFFENSE

- S2 Jerald Sowell, Tulane
- S9 Chad Plummer, Cincinnati
- S16 Antowain Smith, Houston
- S23 Chris Redman, Louisville
- S30 Daryl Royal, Cincinnati
- O7 Antowain Smith, Houston
- O14 Lee Roberts, Southern Miss
- O21 Chad Plummer, Cincinnati
- O28 Robert Cooper, Cincinnati
- N4 Sherrod Gideon, Southern Miss
- N11 Antowain Smith, Houston
- N18 Chuck Clements, Houston
- N25 Jerald Sowell, Tulane

#### DEFENSE

- S2 Cedric Walthaw, Southern Miss
- S9 Phillip Curry, Cincinnati
- S16 Richard Hogans, Memphis
- S23 Tony Williams, Memphis
- S30 Jeff Posey, Southern Miss
- O7 Louis Hampton, Houston
- Keith Spann, Memphis
- O14 Patrick Surtain, Southern Miss
- O21 Richard Hogans, Memphis
- Marchant Kenney, Southern Miss
- O28 Derrick Singleton, Tulane
- N4 Leland Taylor, Louisville
- N11 Tony Williams, Memphis
- N18 Houston Defense
- N25 Chris Hewitt, Cincinnati

#### SPECIAL TEAMS

- S2 Tony Esters, Louisville
- S9 Jeremy Borseth, Louisville
- S16 Kendrick Lee, Southern Miss
- S23 Drew Pairamore, Memphis
- S30 Eric Richards, Cincinnati
- O7 Ted Lane, Memphis
- O14 David Akers, Louisville
- O21 Steve Smith, Cincinnati
- O28 Jeff Liggon, Tulane
- N4 Sebastian Villarreal, Houston
- N11 Kevin Cobb, Memphis
- N18 Eric Richards, Cincinnati
- N25 Robert Tate, Cincinnati

## NATIONAL AWARDS

### HEISMAN TROPHY

- 1989 Andre Ware, Houston
- 1958 Pete Dawkins, Army
- 1946 Glenn Davis, Army
- 1945 Felix Blanchard, Army

### LOMBARDI AWARD

- 1976 Wilson Whitley, DT, Houston

### LOU GROZA AWARD

- 1992 Joe Allison, K, Memphis

### NATIONAL COACH OF THE YEAR

- 1996 Bob Sutton, Army
- 1991 Bill Lewis, East Carolina
- 1964 Clarence Stasavich, East Carolina





# All-Time Honors

## CONSENSUS ALL-AMERICA

- Army**  
1990 Mike Mayweather, HB  
1985 Don Smith, OG  
1968 Ken Johnson, LB  
1966 Townsend Clarke, LB  
1959 Bill Carpenter, DE  
1958 Bob Anderson, HB  
Pete Dawkins, HB  
Bob Novogratz, G  
1957 Bob Anderson, HB  
1954 Don Holleder, DE  
Tommy Bell, HB  
Ralph Chesnauskas  
1950 Dan Foldberg, DE  
Elmer Stout, LB  
Charles Shira, DT  
J.D. Kimmel, DT  
1949 Arnold Galiffa, QB  
1948 Joe Henry, OG  
1947 Joe Steffy, OG  
1946 Felix "Doc" Blanchard, FB  
Glenn Davis, HB  
Hank Foldberg, DE  
Arnold Tucker, QB  
1945 Glenn Davis, HB  
Dewitt Coulter, T  
Hank Foldberg, DE  
Felix "Doc" Blanchard, FB  
John Green, OG  
Albert Nemetz, OT  
1944 Felix "Doc" Blanchard, FB  
Glenn Davis, HB  
Joe Stanowicz, OG  
John Green, OG  
Doug Kenna, QB  
Barney Poole, DE  
1943 Casimir Myslinski, C  
Frank Merritt, OT  
1942 Robin Olds, OT  
Frank Merritt, OT  
Harry Stella, OT  
1939 Bill Shuler, DE  
1935 Jack Buckler, B  
1933 Milt Summerfelt, OG  
1931 Jack Price, OT  
1930 Jack Price, OT  
1929 Chris Cagle, HB  
1928 Chris Cagle, HB  
1927 Bud Sprague, OT  
Chris Cagle, HB  
1926 Bud Sprague, OT  
Harry Wilson, HB  
Charles Born, DE  
1924 Edgar Garbisch, C  
Gus Farwick, G  
1922 Edgar Garbisch, C  
1917 Elmer Oliphant, HB  
1916 Elmer Oliphant, HB  
1914 John McEwan, C  
1913 Louis Merillat, DE  
1911 Leland Devore, OT  
1907 William Erwin, OG  
1905 Henry Torney, B  
1904 Arthur Tipton, C  
1902 Paul Bunker, HB  
Robert Boyers, C  
1901 Paul Bunker, HB  
Charles Daly, QB  
Walter Smith, DE  
1898 Charles Romeyn, B

- East Carolina**  
1991 Robert Jones, LB  
1999 Andrew Bayes, P

- Houston**  
1989 Andre Ware, QB  
1988 Jason Phillips, WR

- 1980 Leonard Mitchell, DT  
1976 Wilson Whitley, DT  
1970 Elmo Wright, WR  
1969 Bill Bridges, OG  
1967 Rich Stotter, OG

- Memphis**  
1976 Eric Harris, DB

- Tulane**  
1941 Ernie Blandin, T  
1939 Harley McCollum, T  
1932 Don Zimmerman, RB  
1931 Jerry Dalrymple, DE

## ALL-AMERICANS

- 1999 AFCA First Team**  
Ibn Green, Louisville  
Andrew Bayes, East Carolina

- ASSOCIATED PRESS Second Team**  
Adalius Thomas, Southern Miss  
Rodregis Brooks, UAB  
Andrew Bayes, East Carolina

- BCS ONLINE Second Team**  
Adalius Thomas, Southern Miss  
Rodregis Brooks, UAB  
Andrew Bayes, East Carolina

- CBS SPORTSLINE Second Team**  
Adalius Thomas, Southern Miss  
Rodregis Brooks, UAB

- FOOTBALL NEWS Third Team**  
Ibn Green, Louisville  
Adalius Thomas, Southern Miss  
Rodregis Brooks, UAB  
Honorable Mention  
Chris Redman, Louisville  
Frank Moreau, Louisville  
Ketric Sanford, Houston  
Arnold Jackson, Louisville  
Todd Pinkston, Southern Miss  
Greg Brown, Houston  
Jeff Kerr, East Carolina  
T.J. Slaughter, Southern Miss  
Andrew Bayes, East Carolina

- FCAA First Team**  
Andrew Bayes, East Carolina

- SPORTS RAMPAGE.COM First Team**  
Adalius Thomas, Southern Miss  
Rodregis Brooks, UAB  
Andrew Bayes, East Carolina

- First Team**  
T.J. Slaughter, Southern Miss  
Pernell Griffin, East Carolina

- SPORTING NEWS Second Team**  
Ibn Green, Louisville  
Adalius Thomas, Southern Miss  
Andrew Bayes, East Carolina  
**Third Team**  
Jeff Kerr, East Carolina

- SPORTS RAMPAGE.COM National Defensive Player of the Year**  
Adalius Thomas, Southern Miss

- WALTER CAMP First Team**  
Andrew Bayes, East Carolina

- 1998 ASSOCIATED PRESS Third Team**  
Ibn Green, Louisville  
Adalius Thomas, Southern Miss

- FOOTBALL NEWS Second Team**  
Ibn Green, Louisville  
**Third Team**  
Shaun King, Tulane  
Adalius Thomas, Southern Miss  
**Honorable Mention**  
Chris Redman, Louisville  
Leroy Collins, Louisville  
Derrick Nix, Southern Miss  
Sherrad Gideon, Southern Miss  
P.J. Franklin, Tulane  
Ryan White, Memphis  
Louis Hampton, Houston  
Mike McKenzie, Memphis  
Kenny Dale Rowland, Army  
Andrew Bayes, East Carolina  
Graham White, Army

- SPORTING NEWS Second Team**  
Ibn Green, Louisville

- COLLEGE SPORTS NEWS First Team**  
Ibn Green, Louisville  
**Second Team**  
Shaun King, Tulane  
**Third Team**  
Adalius Thomas, Southern Miss  
**Honorable Mention**  
Chris Redman, Louisville  
Leroy Collins, Louisville  
Derrick Nix, Southern Miss  
Ketric Sanford, Houston  
P.J. Franklin, Tulane  
Sherrad Gideon, Southern Miss  
Arnold Jackson, Louisville  
Jerrian James, Houston  
Buck Collins, East Carolina  
Henry McClendon, Southern Miss  
Danny Moore, East Carolina  
Rick Nord, Louisville  
Brian Uhl, Cincinnati  
Ryan White, Memphis  
Roderick Coleman, East Carolina  
Ty Trahan, Southern Miss  
Michael Jordan, Tulane  
Mike McKenzie, Memphis  
Antonio Roundtree, Louisville  
Kenny Dale Rowland, Army  
Graham White, Army

- SPORTING NEWS FRESHMAN ALL-AMERICAN First Team**  
Derrick Nix, Southern Miss  
Ryan White, Memphis  
**Second Team**  
Pernell Griffin, East Carolina  
**Third Team**  
Artis Hicks, Memphis  
Corey Sewell, Tulane  
Danny Adams, Cincinnati



# All-Time Honors

## FOOTBALL NEWS FRESHMAN

### ALL-AMERICAN

#### First Team

Ryan White, Memphis  
Corey Sewell, Tulane  
Pernell Griffin, East Carolina

## 1997

### ASSOCIATED PRESS

#### Second Team

Ben Fricke, Houston

#### Third Team

Brad Palazzo, Tulane  
Patrick Surtain, Southern Miss

## FOOTBALL WRITERS ASSOC. OF AMERICA

### First Team

Ben Fricke, Houston

## SPORTING NEWS

### Second Team

Ben Fricke, Houston  
Patrick Surtain, Southern Miss

### Third Team

Brad Jackson, Cincinnati  
Brad Palazzo, Tulane

## FOOTBALL NEWS

### Second Team

Patrick Surtain, Southern Miss

### Third Team

Jason Fabini, Cincinnati  
Brad Jackson, Cincinnati  
Brad Palazzo, Tulane

### Honorable Mention

Marquis Bowling, Memphis  
JaJuan Dawson, Tulane  
Ben Fricke, Houston  
Kendrick Gholston, Louisville  
Ibn Green, Louisville  
Dwight Henry, East Carolina  
Brad Hill, Tulane  
Tinker Keck, Cincinnati  
Danny Moore, East Carolina  
Sebastian Villarreal, Houston

## SPORTING NEWS FRESHMAN

### ALL-AMERICAN

#### First Team

John Nix, Southern Miss  
Kamal Shakir, Memphis

#### Second Team

Orlando Iglesias, Houston

## GTE/CoSIDA ACADEMIC ALL-AMERICAN

### First Team

Jeremy Lindley, Southern Miss  
John Kobalka, Cincinnati

## NACDA SCHOLAR-ATHLETE

Jeremy Lindley, Southern Miss

## 1996

### ASSOCIATED PRESS

#### Third Team

Sam Madison, Louisville  
Tyrus McCloud, Louisville

## FOOTBALL NEWS

### First Team

Sam Madison, Louisville

### Second Team

Tyrus McCloud, Louisville

### Third Team

Marchant Kenney, Southern Miss

### Honorable Mention

Antowain Smith, Houston

## SPORTING NEWS

### Second Team

Tyrus McCloud, Louisville

## SPORTING NEWS FRESHMAN

### ALL-AMERICA TEAM

Adalius Thomas, Southern Miss

## COLLEGE FOOTBALL CHRONICLE

### UNSUNG HERO ALL-AMERICA TEAM

Karr Shannon, Southern Miss

## POSTSEASON ALL-STARS

## 1999

### BLUE-GRAY

Jake Arians, UAB  
JaJuan Dawson, Tulane  
Damien Dodson, Memphis  
Mike Green, Houston  
Tinker Keck, Cincinnati  
Adisa King, Army  
Kris Neal, UAB  
Tim Seymour, Memphis  
Graham White, Army

### SENIOR BOWL

Andrew Bayes, East Carolina  
Anthony Byrd, Louisville  
Sherrrod Gideon, Southern Miss  
Ibn Green, Louisville  
Terrance Parrish, Southern Miss  
Todd Pinkston, Southern Miss  
Chris Redman, Louisville  
T.J. Slaughter, Southern Miss  
Adalius Thomas, Southern Miss

### EAST-WEST SHRINE GAME

Greg Brown, Houston  
Sherrrod Gideon, Southern Miss  
Ibn Green, Louisville  
Jeff Kerr, East Carolina  
Adalius Thomas, Southern Miss

### HULA BOWL

Adriano Belli, Houston  
Scott Kozak, Army

## 1998

### BLUE-GRAY

Wilbert Brown, Houston  
Buck Collins, East Carolina  
Troy Smith, East Carolina

### SENIOR BOWL

Shaun King, Tulane  
Brad Palazzo, Tulane  
Roderick Coleman, East Carolina

### HULA BOWL

Brian Connelly, Army  
Troy Smith, East Carolina

### EAST-WEST SHRINE BOWL

Roderick Coleman, East Carolina  
DeShone Mallard, Southern Miss  
Rick Nord, Louisville

### ALL-STAR GRIDIRON CLASSIC

Kenny Dale Rowland, Army

## 1997

### BLUE-GRAY

Dan Gonzalez, East Carolina  
Terry Rice-Locket, Louisville  
Leonta Rheams, Houston  
Derrick Singleton, Tulane

### SENIOR BOWL

Artrell Hawkins, Cincinnati  
Derrick Ransom, Cincinnati  
Larry Shannon, East Carolina  
Patrick Surtain, Southern Miss

### HULA BOWL

Mike Parker, Houston

### EAST-WEST SHRINE BOWL

Jason Fabini, Cincinnati

## 1996

### BLUE-GRAY GAME

Chris Hewitt, Cincinnati  
Marvin Thomas, Memphis  
Ken Newton, Memphis  
Daryl Terrell, Southern Miss  
Jerald Sowell, Tulane

### SENIOR BOWL

Robert Tate, Cincinnati  
Antowain Smith, Houston  
Marcus Spriggs, Houston  
Tyrus McCloud, Louisville  
Marvin Thomas, Memphis  
Johnny Lomoro, Southern Miss  
Jerald Sowell, Tulane

### EAST-WEST SHRINE GAME

Daryl Terrell, Southern Miss  
Sam Madison, Louisville  
Tyrus McCloud, Louisville

## ACADEMIC ALL-AMERICA

1997	Jeremy Lindley, Southern Miss
	John Kobalka, Cincinnati
1996	Joseph Parker, Army
	Scott Eichelberger, Army
	Jeremy Chapman, Army
	Dave Beard, Army
1995	Joseph Parker, Army
1994	Brandon Brookfield, LOU
	Eric Oliver, Army
1993	John Lane, Army
1992	Gary Bouldin, Memphis
	Pat Jansen, Memphis
	Mike McElrath, Army
	James Singleton, USM
1991	Kris Bjorson, Cincinnati
	James Singleton, USM
	Erik Watts, Louisville
1990	Kyle Stroh, Cincinnati
1989	Jeff Jones Cincinnati
	Mike Thorson, Army
1988	Keith Jenkins, Houston
1983	Jason Stargel, Cincinnati
1981	Kari Yii-Renko, Cincinnati
1978	Gerry Sheridan, Tulane
1977	Kevin Rollwage, Houston
1976	Mark Mohr, Houston
	Kevin Rollwage, Houston
	David Hebert, Tulane
1971	Ed Kioboves, Cincinnati
1969	Jim O'Brien, Cincinnati
	Elmo Wright, Houston
1968	Chuck Odum, Houston
1967	Rich Stotter, Houston
1964	Horst Paul, Houston
1963	Dave Casinelli, Memphis
1961	Joe LeSage, Tulane
1959	Dave Canary, Cincinnati





# All-Time Team vs. Team

## ARMY vs. CINCINNATI

(Army leads 2-0-0)

- 1998 at Army 37 Cincinnati 20
- 1963 at Army 22 Cincinnati 0

## ARMY vs. EAST CAROLINA

(East Carolina leads 3-0-0)

- 1999 East Carolina 33 at Army 14
- 1998 at East Carolina 30 Army 25
- 1995 at East Carolina 31 Army 25

## ARMY vs. HOUSTON

(Tied 1-1-0)

- 1999 Houston 26 at Army 14
- 1998 Army 38 at Houston 28

## ARMY vs. LOUISVILLE

(Army leads 3-2-0)

- 1999 at Army 59 Louisville 52 (2 ot)
- 1998 at Louisville 35 Army 23
- 1994 Army 30 at Louisville 29
- 1991 Army 37 at Louisville 12
- 1983 at Louisville 31 Army 7

## ARMY vs. MEMPHIS

(Tied 1-1-0)

- 1999 at Memphis 14 Army 10
- 1985 at Army 49 Memphis 7

## ARMY vs. SOUTHERN MISS

(Southern Miss leads 2-0-0)

- 1999 at Southern Miss 24 Army 0
- 1998 at Southern Miss 37 Army 13

## ARMY vs. TULANE

(Tulane leads 5-2-1)

- 1999 at Tulane 48 at Army 28
- 1998 Tulane 49 at Army 35
- 1997 at Tulane 41 Army 0
- 1996 Army 34 Tulane 10
- 1976 Tulane 23 Army 10
- 1974 Tulane 31 at Army 14
- 1957 at Army 20 Tulane 14
- 1953 at Tulane 0 Army 0

## CINCINNATI vs. EAST CAROLINA

(East Carolina leads 11-2-0)

- 1999 at East Carolina 48 Cincinnati 34
- 1998 East Carolina 24 at Cincinnati 21
- 1997 at East Carolina 14 Cincinnati 7
- 1995 at Cincinnati 13 East Carolina 10
- 1994 at East Carolina 35 Cincinnati 21
- 1993 at Cincinnati 34 East Carolina 14
- 1992 at East Carolina 42 Cincinnati 21
- 1991 East Carolina 30 at Cincinnati 19
- 1990 at East Carolina 56 Cincinnati 32

- 1989 East Carolina 21 at Cincinnati 14
- 1988 East Carolina 49 at Cincinnati 14
- 1987 at East Carolina 56 Cincinnati 28
- 1986 at East Carolina 32 Cincinnati 19

## CINCINNATI vs. HOUSTON

(Houston leads 13-5-0)

- 1999 at Houston 23 Cincinnati 20
- 1998 at Cincinnati 44 Houston 43
- 1997 at Houston 41 Cincinnati 38 (ot)
- 1996 at Cincinnati 31 Houston 20
- 1993 Cincinnati 41 at Houston 17
- 1975 at Cincinnati 28 Houston 23
- 1974 at Houston 27 Cincinnati 6
- 1972 at Houston 49 Cincinnati 0
- 1971 Houston 12 at Cincinnati 3
- 1968 at Houston 71 Cincinnati 33
- 1965 at Houston 21 Cincinnati 6
- 1964 Cincinnati 20 at Houston 6
- 1962 at Houston 42 Cincinnati 14
- 1961 Houston 13 at Cincinnati 7
- 1960 at Houston 14 Cincinnati 0
- 1959 at Houston 13 Cincinnati 12
- 1958 Houston 34 at Cincinnati 13
- 1957 Houston 7 at Cincinnati 0

## CINCINNATI vs. LOUISVILLE

(Cincinnati leads 25-13-1)

- 1999 Louisville 23 at Cincinnati 13
- 1998 at Louisville 62 Cincinnati 19
- 1997 at Cincinnati 28 Louisville 9
- 1996 Cincinnati 10 at Louisville 7
- 1992 Louisville 27 at Cincinnati 17
- 1991 Cincinnati 30 at Louisville 7
- 1990 Louisville 41 at Cincinnati 16
- 1989 at Louisville 37 Cincinnati 17
- 1988 Louisville 21 at Cincinnati 6
- 1987 Cincinnati 25 at Louisville 0
- 1986 at Cincinnati 24 Louisville 17
- 1985 Cincinnati 31 at Louisville 9
- 1984 at Cincinnati 40 Louisville 21
- 1983 at Louisville 31 Cincinnati 23
- 1982 at Cincinnati 38 Louisville 16
- 1981 at Cincinnati 24 Louisville 0
- 1980 at Louisville 20 Cincinnati 0
- 1979 at Louisville 22 Cincinnati 19
- 1978 Louisville 28 at Cincinnati 14
- 1977 Cincinnati 17 at Louisville 17
- 1976 at Cincinnati 20 Louisville 6
- 1975 Cincinnati 46 at Louisville 27
- 1974 at Cincinnati 7 Louisville 6
- 1973 at Louisville 10 Cincinnati 8
- 1972 Louisville 38 at Cincinnati 13
- 1971 Cincinnati 19 at Louisville 16
- 1970 Louisville 28 at Cincinnati 14
- 1969 Cincinnati 31 at Louisville 21
- 1968 at Cincinnati 37 Louisville 7

- 1967 Cincinnati 13 at Louisville 7
- 1966 at Cincinnati 17 Louisville 3
- 1953 Cincinnati 41 at Louisville 0
- 1951 at Cincinnati 38 Louisville 0
- 1950 at Cincinnati 28 Louisville 20
- 1942 at Cincinnati 51 Louisville 0
- 1941 at Cincinnati 28 Louisville 7
- 1940 at Cincinnati 7 Louisville 0
- 1938 at Cincinnati 19 Louisville 9
- 1929 Cincinnati 7 at Louisville 0

## CINCINNATI vs. MEMPHIS

(Memphis leads 17-8-0)

- 1999 Memphis 21 at Cincinnati 13
- 1998 at Memphis 41 Cincinnati 23
- 1997 at Cincinnati 20 Memphis 17
- 1996 at Memphis 18 Cincinnati 16
- 1995 at Cincinnati 28 Memphis 3
- 1994 at Memphis 26 Cincinnati 3
- 1993 at Cincinnati 23 Memphis 20
- 1992 at Memphis 34 Cincinnati 14
- 1989 Memphis 34 at Cincinnati 17
- 1984 at Memphis 47 Cincinnati 7
- 1983 Memphis 43 at Cincinnati 10
- 1982 Cincinnati 16 at Memphis 7
- 1981 at Cincinnati 38 Memphis 7
- 1980 at Cincinnati 14 Memphis 10
- 1979 at Memphis 23 Cincinnati 17
- 1978 Cincinnati 34 at Memphis 14
- 1975 at Cincinnati 13 Memphis 3
- 1974 at Memphis 13 Cincinnati 7
- 1973 Memphis 17 at Cincinnati 13
- 1972 at Memphis 29 Cincinnati 24
- 1971 Memphis 45 at Cincinnati 21
- 1970 at Memphis 14 Cincinnati 10
- 1969 Memphis 52 at Cincinnati 6
- 1967 at Memphis 17 Cincinnati 0
- 1966 at Memphis 26 Cincinnati 14

## CINCINNATI vs. SOUTHERN MISS


(Tied 5-5-0)

- 1999 at Southern Miss 28 Cincinnati 20
- 1997 Southern Miss 24 at Cincinnati 17
- 1996 at Southern Miss 21 Cincinnati 17
- 1995 at Cincinnati 16 Southern Miss 13
- 1992 at Southern Miss 31 Cincinnati 17
- 1991 at Cincinnati 17 Southern Miss 7
- 1979 at Southern Miss 24 Cincinnati 6
- 1978 at Cincinnati 26 Southern Miss 14
- 1977 at Cincinnati 17 Southern Miss 6
- 1976 Cincinnati 28 at Southern Miss 21

## CINCINNATI vs. TULANE

(Tulane leads 9-2-0)

- 1998 Tulane 52 at Cincinnati 34
- 1997 at Tulane 31 Cincinnati 17





# All-Time Team vs. Team

1996 Tulane 34 at Cincinnati 14  
 1990 at Tulane 49 Cincinnati 7  
 1981 at Cincinnati 17 Tulane 13  
 1977 at Tulane 16 Cincinnati 13  
 1976 Cincinnati 21 at Tulane 14  
 1970 Tulane 6 at Cincinnati 3  
 1966 at Tulane 28 Cincinnati 21  
 1948 Tulane 6 at Cincinnati 0  
 1909 at Tulane 6 Cincinnati 0

### CINCINNATI vs. UAB

*(Cincinnati leads 2-1-0)*

1999 UAB 24 at Cincinnati 21  
 1997 at Cincinnati 33 UAB 29  
 1996 Cincinnati 34 at UAB 14

### EAST CAROLINA vs. HOUSTON

*(East Carolina leads 2-1-0)*

1999 East Carolina 19 at Houston 3  
 1998 Houston 34 at East Carolina 31  
 1997 East Carolina 28 at Houston 27

### EAST CAROLINA vs. LOUISVILLE

*(East Carolina leads 3-2-0)*

1998 Louisville 63 at East Carolina 45  
 1997 East Carolina 45 at Louisville 31  
 1967 at East Carolina 18 Louisville 13  
 1966 at Louisville 21 East Carolina 7  
 1965 East Carolina 34 at Louisville 20

### EAST CAROLINA vs. MEMPHIS

*(East Carolina leads 7-2-0)*

1998 East Carolina 34 at Memphis 31  
 1997 at East Carolina 32 Memphis 10  
 1996 East Carolina 20 at Memphis 10  
 1995 at East Carolina 31 Memphis 17  
 1994 East Carolina 30 at Memphis 6  
 1993 Memphis 34 at East Carolina 7  
 1992 at Memphis 42 East Carolina 7  
 1991 at East Carolina 20 Memphis 13  
 1990 East Carolina 24 at Memphis 17

### EAST CAROLINA vs. SOUTHERN MISS

*(Southern Miss leads series 19-6-0)*

1999 Southern Miss 39 at ECU 22  
 1998 at Southern Miss 41 ECU 7  
 1997 Southern Miss 23 at ECU 13  
 1996 Southern Miss 28 at ECU 7  
 1995 ECU 36 at Southern Miss 34  
 1994 at ECU 31 Southern Miss 10  
 1993 at Southern Miss 24 ECU 16  
 1992 Southern Miss 38 at ECU 21  
 1991 ECU 48 at Southern Miss 20  
 1990 Southern Miss 16 at ECU 7  
 1989 at Southern Miss 41 ECU 27  
 1988 Southern Miss 45 at ECU 42

1987 at Southern Miss 38 ECU 34  
 1986 Southern Miss 23 at ECU 21  
 1985 at Southern Miss 27 ECU 0  
 1984 Southern Miss 31 at ECU 27  
 1983 ECU 10 at Southern Miss 6  
 1980 Southern Miss 35 at ECU 7  
 1978 at Southern Miss 17 ECU 16  
 1976 at ECU 48 Southern Miss 0  
 1973 ECU 13 at Southern Miss 0  
 1969 Southern Miss 14 at ECU 7  
 1968 at Southern Miss 65 ECU 0  
 1966 Southern Miss 35 at ECU 14  
 1951 at Southern Miss 40 ECU 0

### EAST CAROLINA vs. TULANE

*(East Carolina leads 2-1-0)*

1999 at East Carolina 52 Tulane 7  
 1997 at Tulane 33 East Carolina 16  
 1990 at East Carolina 38 Tulane 28

### EAST CAROLINA vs. UAB

*(Tied 1-1-0)*

1999 at UAB 36 East Carolina 17  
 1998 at East Carolina 26 UAB 7

### HOUSTON vs. LOUISVILLE

*(Houston leads 6-3-0)*

1999 at Louisville 39 Houston 33  
 1997 Houston 36 at Louisville 22  
 1996 at Houston 38 Louisville 7  
 1985 Houston 49 at Louisville 27  
 1984 Louisville 30 at Houston 28  
 1963 at Houston 21 Louisville 7  
 1962 Houston 27 at Louisville 25  
 1951 at Louisville 35 Houston 28  
 1950 at Houston 27 Louisville 7

### HOUSTON vs. MEMPHIS

*(Houston leads 7-5-0)*

1998 at Houston 35 Memphis 14  
 1997 at Memphis 24 Houston 3  
 1996 at Houston 37 Memphis 20  
 1978 at Memphis 17 Houston 3  
 1975 at Memphis 14 Houston 7  
 1974 at Houston 13 Memphis 10  
 1973 Houston 35 at Memphis 21  
 1971 Houston 35 at Memphis 7  
 1968 Houston 27 at Memphis 7  
 1967 at Houston 35 Memphis 18  
 1966 Memphis 14 at Houston 13  
 1963 at Memphis 29 Houston 6

### HOUSTON vs. SOUTHERN MISS

*(Southern Miss leads 3-1-0)*

1998 Southern Miss 21 at Houston 15

1997 at Southern Miss 33 Houston 0  
 1996 at Houston 56 USM 49 (ot)  
 1957 Southern Miss 27 Houston 12

### HOUSTON vs. TULANE

*(Houston leads 4-2)*

1999 at Houston 36 Tulane 31  
 1998 at Tulane 48 Houston 20  
 1997 Tulane 44 at Houston 10  
 1996 Houston 20 at Tulane 17  
 1973 Houston 47 Tulane 7 (Bluebonnet)  
 1968 at Houston 54 Tulane 7

### HOUSTON vs. UAB

*(UAB leads 1-0)*

1999 at UAB 29 Houston 10

### LOUISVILLE vs. MEMPHIS

*(Louisville leads 20-16-0)*

1999 Louisville 32 at Memphis 31  
 1998 at Louisville 35 Memphis 32  
 1997 at Memphis 21 Louisville 20  
 1996 at Louisville 13 Memphis 10  
 1995 Louisville 17 at Memphis 7  
 1994 at Louisville 10 Memphis 6  
 1993 Louisville 54 at Memphis 28  
 1992 at Louisville 16 Memphis 15  
 1991 at Memphis 35 Louisville 7  
 1990 at Louisville 19 Memphis 17  
 1989 Louisville 40 at Memphis 10  
 1988 at Louisville 29 Memphis 18  
 1987 at Memphis 43 Louisville 8  
 1986 at Louisville 34 Memphis 8  
 1983 Memphis at Louisville 7  
 1982 Louisville 39 at Memphis 19  
 1981 Louisville 14 at Memphis 7  
 1980 at Louisville 38 Memphis 14  
 1979 at Memphis 10 Louisville 6  
 1978 Memphis 29 at Louisville 22  
 1977 Louisville 14 at Memphis 13  
 1976 Memphis 26 at Louisville 14  
 1975 at Memphis 41 Louisville 7  
 1974 Memphis 16 at Louisville 10  
 1973 at Memphis 28 Louisville 21  
 1972 at Louisville 17 Memphis 0  
 1971 Louisville 26 at Memphis 20  
 1970 at Louisville 40 Memphis 27  
 1969 at Memphis 69 Louisville 19  
 1968 Memphis 44 at Louisville 14  
 1964 at Memphis 34 Louisville 0  
 1963 Memphis 25 at Louisville 0  
 1962 at Memphis 49 Louisville 0  
 1961 Memphis 28 at Louisville 13  
 1952 at Memphis 29 Louisville 25  
 1948 at Memphis 13 Louisville 7





# All-Time Team vs. Team

## LOUISVILLE vs. SOUTHERN MISS

*(Southern Miss leads 18-5-1)*

- 1999 Southern Miss 30 at Louisville 27
- 1998 at Southern Miss 56 Louisville 21
- 1997 at Southern Miss 42 Louisville 24
- 1996 Southern Miss 24 at Louisville 7
- 1995 at Southern Miss 25 Louisville 21
- 1993 at Louisville 35 Southern Miss 27
- 1991 at Louisville 28 Southern Miss 14
- 1990 at Southern Miss 25 Louisville 13
- 1989 Southern Miss 16 at Louisville 10
- 1988 at Southern Miss 30 Louisville 23
- 1987 Southern Miss 65 at Louisville 6
- 1986 at Southern Miss 31 Louisville 16
- 1985 Southern Miss 42 Louisville 12
- 1984 at Southern Miss 34 Louisville 25
- 1983 Southern Miss 27 Louisville 3
- 1982 at Southern Miss 48 Louisville 0
- 1981 at Louisville 13 Southern Miss 10
- 1980 Louisville 6 at Southern Miss 3
- 1979 at Louisville 10 Southern Miss 10
- 1978 at Southern Miss 37 Louisville 3
- 1952 at Southern Miss 55 Louisville 26
- 1951 at Louisville 14 Southern Miss 13
- 1950 at Southern Miss 34 Louisville 28
- 1949 at Southern Miss 26 Louisville 21

## LOUISVILLE vs. TULANE

*(Louisville leads 5-2-0)*

- 1998 at Tulane 28 Louisville 22
- 1997 Tulane 64 at Louisville 33
- 1996 Louisville 23 at Tulane 20
- 1995 at Louisville 34 Tulane 14
- 1988 Louisville 38 at Tulane 35
- 1987 at Louisville 42 Tulane 40
- 1986 Louisville 23 at Tulane 12

## LOUISVILLE vs. UAB

*(Louisville leads 1-0)*

- 1999 at Louisville 23 UAB 14

## MEMPHIS vs. SOUTHERN MISS

*(Southern Miss leads 33-16-1)*

- 1999 Southern Miss 20 at Memphis 5
- 1998 at Southern Miss 45 Memphis 3
- 1997 Southern Miss 42 at Memphis 18
- 1996 at Southern Miss 16 Memphis 0
- 1995 Southern Miss 17 at Memphis 9
- 1994 at Southern Miss 20 Memphis 3
- 1993 at Memphis 20 Southern Miss 9
- 1992 at Southern Miss 23 Memphis 21
- 1991 at Memphis 17 Southern Miss 12

- 1990 at Southern Miss 23 Memphis 7
- 1989 Southern Miss 31 at Memphis 7
- 1988 at Southern Miss 34 Memphis 27
- 1987 Southern Miss 17 at Memphis 14
- 1986 at Southern Miss 14 Memphis 9
- 1985 Southern Miss 14 at Memphis 7
- 1984 Memphis 23 at Southern Miss 13
- 1983 Southern Miss 27 at Memphis 20
- 1982 at Southern Miss 34 Memphis 13
- 1981 Southern Miss 10 at Memphis 0
- 1979 at Southern Miss 22 Memphis 0
- 1978 Southern Miss 13 at Memphis 10
- 1977 at Memphis 42 Southern Miss 14
- 1976 at Southern Miss 14 Memphis 12
- 1975 Southern Miss 21 at Memphis 7
- 1974 Southern Miss 6 at Memphis 0
- 1973 Southern Miss 13 at Memphis 10
- 1972 Southern Miss 14 Memphis 14  
(Jackson, Miss.)
- 1971 at Memphis 27 Southern Miss 12
- 1970 at Memphis 33 Southern Miss 0
- 1969 at Memphis 37 Southern Miss 7
- 1968 at Memphis 29 Southern Miss 7
- 1967 Memphis 24 Southern Miss 8  
(Jackson, Miss.)
- 1966 at Memphis 6 Southern Miss 0
- 1965 Southern Miss 21 Memphis 16  
(Jackson, Miss.)
- 1964 Southern Miss 20 Memphis 18  
(Jackson, Miss.)
- 1964 Southern Miss 20 Memphis 14
- 1963 Memphis 28 Southern Miss 7  
(Jackson, Miss.)
- 1962 at Memphis 8 Southern Miss 6
- 1961 at Memphis 21 Southern Miss 7
- 1960 Memphis 7 at Southern Miss 6
- 1959 at Memphis 21 Southern Miss 6
- 1958 at Southern Miss 24 Memphis 22
- 1957 Southern Miss 14 at Memphis 6
- 1956 at Southern Miss 27 Memphis 0
- 1955 Southern Miss 34 at Memphis 14
- 1954 at Southern Miss 34 Memphis 21
- 1953 at Memphis 27 Southern Miss 13
- 1952 at Southern Miss 27 Memphis 20
- 1936 at Southern Miss 25 Memphis 0
- 1935 Southern Miss 12 at Memphis 0

## MEMPHIS vs. TULANE

*(Memphis leads 11-10-1)*

- 1999 Memphis 49 at Tulane 7
- 1998 Tulane 41 at Memphis 31
- 1997 at Tulane 26 Memphis 14

- 1996 at Memphis 17 Tulane 10
- 1995 Memphis 23 at Tulane 8
- 1994 at Memphis 13 Tulane 0
- 1992 Memphis 62 at Tulane 20
- 1990 at Memphis 21 Tulane 14
- 1989 at Tulane 38 Memphis 34
- 1988 at Tulane 20 Memphis 19
- 1987 at Memphis 45 Tulane 36
- 1986 at Tulane 15 Memphis 6
- 1985 at Memphis 38 Tulane 21
- 1984 at Tulane 14 Memphis 9
- 1983 at Memphis 28 Tulane 25
- 1982 at Tulane 17 Memphis 10
- 1981 Tulane 24 at Memphis 7
- 1980 at Tulane 21 Memphis 16
- 1978 at Tulane 41 Memphis 24
- 1977 at Memphis 27 Tulane 9
- 1976 Memphis 14 at Tulane 7
- 1954 at Tulane 13 Memphis 13

## MEMPHIS vs. UAB

*(Memphis leads 2-0-0)*

- 1999 Memphis 38 at UAB 14
- 1997 at Memphis 28 UAB 7

## SOUTHERN MISS vs. TULANE

*(Southern Miss leads 15-6-0)*

- 1999 at Southern Miss 48 Tulane 14
- 1998 at Tulane 21 Southern Miss 7
- 1997 at Southern Miss 34 Tulane 13
- 1996 Southern Miss 31 at Tulane 28
- 1995 at Southern Miss 45 Tulane 0
- 1994 Southern Miss 25 at Tulane 10
- 1993 Tulane 17 at Southern Miss 15
- 1992 Southern Miss 17 at Tulane 7
- 1991 at Southern Miss 47 Tulane 14
- 1990 Southern Miss 26 at Tulane 14
- 1989 at Southern Miss 30 Tulane 21
- 1988 Southern Miss 38 at Tulane 13
- 1987 at Southern Miss 31 Tulane 24
- 1986 at Tulane 35 Southern Miss 20
- 1985 at Southern Miss 24 Tulane 6
- 1984 at Tulane 35 Southern Miss 7
- 1983 Tulane 14 at Southern Miss 7
- 1982 Southern Miss 22 at Tulane 10
- 1981 at Southern Miss 21 Tulane 3
- 1980 Southern Miss 17 at Tulane 14
- 1979 Tulane 20 at Southern Miss 19

## TULANE vs. UAB

*(UAB leads 1-0)*

- 1999 UAB 23 at Tulane 20 (ot)





# All-Time Television Appearances

## 1999

### ABC

September 25 Texas A&M 23, Southern Miss 6

### CBS

December 4 Navy 19, Army 9

### ESPN

December 31 Southern Miss 23, Colorado St. 17

### ESPN 2

September 4 East Carolina 30, West Va. 23  
September 25 East Carolina 27, Miami (Fla.) 23  
December 22 TCU 28, East Carolina 14  
December 30 Boise State 34, Louisville 31

### ESPN REGIONAL

September 25 Ohio State 34, Cincinnati 20

### FOX SPORTS NET

September 6 Southern Miss 48, Tulane 14  
September 11 Wake Forest 34, Army 15  
September 11 East Carolina 27, Duke 9  
September 18 Cincinnati 17, Wisconsin 12  
September 25 Oklahoma 42, Louisville 21  
October 2 Missouri 27, Memphis 17  
October 7 Army 59, Louisville 52 (2 ot)  
October 9 Southern Miss 39, ECU 22  
October 16 UAB 24, Cincinnati 21 (ot)  
October 30 East Carolina 19, Houston 3  
November 6 Southern Miss 20, Memphis 5  
November 13 East Carolina 48, Cincinnati 34  
November 20 Southern Miss 30, Louisville 27

### FOX SPORTS NET SYNDICATED

September 4 Missouri 31, UAB 28

### FOX SPORTS NET SOUTH

September 4 Louisville 56, Kentucky 28  
September 11 Mississippi St. 13, Memphis 10  
October 2 East Carolina 33, Army 14  
October 23 East Carolina 52, Tulane 7

### JEFFERSON PILOT

September 11 Alabama 37, Houston 10

## 1998

### ABC

September 5 Penn State 34, Southern Miss 6

### CBS

December 5 Army 34, Navy 30

### ESPN

December 31 Tulane 41, Brigham Young 27

### ESPN 2

September 19 Louisville 35, Illinois 9  
October 10 Syracuse 63, Cincinnati 21  
December 23 Marshall 48, Louisville 29  
December 30 Idaho 42, Southern Miss 35

### FOX SPORTS NET

September 5 Kentucky 68, Louisville 34  
September 12 Mississippi State 14, Memphis 6  
September 19 Army 37, Cincinnati 20  
September 19 Texas A&M 24, Southern Miss 6  
September 26 Tulane 42, Navy 24  
October 3 Tulane 21, Southern Miss 7  
October 17 Tulane 28, Louisville 22  
October 24 Southern Miss 41, ECU 7  
November 7 Air Force 35, Army 7  
November 14 Tulane 49, Army 35  
November 21 Tulane 48, Houston 20

### FOX SPORTS NET SOUTH

October 3 East Carolina 30, Army 25  
October 31 Houston 34, East Carolina 31

### FX

September 19 UCLA 42, Houston 24  
October 10 Arkansas 23, Memphis 9

### NBC

October 24 Notre Dame 20, Army 17

## 1997

### CBS

September 13 Louisville 26, Illinois 14  
September 20 Penn State 57, Louisville 21

### ESPN

September 6 West Va. 24, East Carolina 17  
November 13 East Carolina 14, Cincinnati 7  
December 31 Southern Miss 41, Pittsburgh 7

### ESPN 2

August 30 Florida 21, Southern Miss 6  
September 6 Southern Miss 24, Illinois 7  
September 20 Syracuse 30, Tulane 19  
September 27 Cincinnati 24, Boston College 6  
December 29 Cincinnati 34, Utah State 19

### FOX SPORTS NET

September 6 California 38, Houston 3  
September 13 Pittsburgh 35, Houston 24  
September 20 South Carolina 26, ECU 0  
September 27 Oklahoma 35, Louisville 14  
October 4 Tulane 41, Army 0  
October 11 Southern Miss 23, ECU 13  
October 18 Houston 41, Cincinnati 38 (2ot)  
October 25 Southern Miss 34, Tulane 13

November 1 Southern Miss 24, Cincinnati 17  
November 8 Cincinnati 28, Louisville 9  
November 15 Southern Miss 33, Houston 0  
November 22 Southern Miss 42, Memphis 18

### FOX SPORTS SOUTH

August 30 Mississippi St. 13, Memphis 10  
September 13 East Carolina 25, Wake Forest 24  
October 25 East Carolina 32, Memphis 10

### JEFFERSON PILOT

August 30 Alabama 42, Houston 17

## 1996

### ABC

September 7 Penn State 24, Louisville 7

### ESPN

October 10 Southern Miss 28, ECU 7  
December 27 Syracuse 30, Houston 17

### ESPN 2

August 31 Louisville 38, Kentucky 14  
November 16 Florida St. 54, Southern Miss 14

### FX

October 5 Tulane 35, TCU 7  
October 26 North Carolina 42, Houston 14

### PRIME SPORTS/FOX SPORTS

August 30 Tulane 34, Cincinnati 14  
August 31 Miami (Fla.) 30, Memphis 7  
September 7 Cincinnati 24, Kentucky 3  
September 14 Kansas State 35, Cincinnati 0  
September 14 Baylor 14, Louisville 13  
September 21 Southern Ca. 26, Houston 9  
September 28 Southern Miss 24, Louisville 7  
October 12 Boston College 24, Cincinnati 17  
October 19 Southern Miss 16, Memphis 0  
November 2 Southern Miss 21, Cincinnati 17  
November 9 Syracuse 31, Tulane 7  
November 16 Houston 38, Louisville 7

### JEFFERSON PILOT

September 7 Alabama 20, Southern Miss 10

### SPORT SOUTH

August 31 Southern Miss 11, Georgia 7

# Players in the Pros

## NFL Veterans

(As of press date)

### UAB

Pernell Davis	DT	Philadelphia Eagles
Josh Evans	DT	Tennessee Titans
Izell Reese	DB	Dallas Cowboys
Dainon Sidney	DB	Tennessee Titans

### ARMY

Joel Davis	G	Indianapolis Colts
------------	---	--------------------

### CINCINNATI

Jason Fabini	OT	New York Jets
Sam Garnes	DB	New York Giants
Artrell Hawkins	DB	Cincinnati Bengals
Chris Hewitt	DB	New Orleans Saints
Brad Jackson	LB	Baltimore Ravens
Rodrick Monroe	TE	Atlanta Falcons
Chad Plummer	WR	Indianapolis Colts
Derrick Ransom	DT	Kansas City Chiefs
Robert Tate	WR	Minnesota Vikings

### EAST CAROLINA

Jeff Blake	QB	New Orleans Saints
Roderick Coleman	DT	Oakland Raiders
Mondell Corbett	G	Seattle Seahawks
Carlester Crumpler	TE	Minnesota Vikings
John Jett	P	Detroit Lions
Robert Jones	LB	Miami Dolphins
George Koonce	LB	Free Agent
Dwayne Ledford	OT	San Francisco 49ers
Ernie Logan	DE	New York Jets
Emmanuel McDaniel	DB	New York Giants
Jerris McPhail	RB	Cleveland Browns
Larry Shannon	WR	Oakland Raiders
Troy Smith	WR	Philadelphia Eagles
Vinson Smith	LB	New Orleans Saints

### HOUSTON

Allen Aldridge	LB	Detroit Lions
Kimble Anders	FB	Kansas City Chiefs
Wilbert Brown	G	San Diego Chargers
Glenn Cadrez	LB	Denver Broncos
Ben Fricke	C	Dallas Cowboys
Jimmy Herndon	OT	Chicago Bears
Mike Gisler	G	New York Jets
Monty Montgomery	DB	San Francisco 49ers
Mike Parker	LB	Minnesota Vikings
Antoine Simpson	DT	Miami Dolphins
Antowain Smith	RB	Buffalo Bills
Lamar Smith	RB	Miami Dolphins

Marcus Spriggs	OT	Buffalo Bills
Jermaine Williams	RB	Oakland Raiders

### LOUISVILLE

David Akers	K	Philadelphia Eagles
Jamie Asher	TE	Philadelphia Eagles
Bruce Armstrong	OL	Free Agent
Aaron Bailey	WR	New England Patriots
Ray Buchanan	S	Atlanta Falcons
Rico Clark	DB	New England Patriots
Leroy Collins	RB	Jacksonville Jaguars
Joe Johnson	DE	New Orleans Saints
Sam Madison	DB	Miami Dolphins
Tyrus McCloud	LB	Washington Redskins
Roman Oben	OT	New York Giants
Ted Washington	DT	Buffalo Bills

### MEMPHIS

Isaac Bruce	WR	St. Louis Rams
Mac Cody	WR	Arizona Cardinals
Richard Hogans	LB	San Diego Chargers
Ken Irvin	CB	Buffalo Bills
James Logan	LB	Seattle Seahawks
Mike McKenzie	DB	Green Bay Packers
Tony Semple	G	Detroit Lions
Tony Williams	DT	Minnesota Vikings
Jerome Woods	DB	Kansas City Chiefs

### SOUTHERN MISS

Brett Favre	QB	Green Bay Packers
Bobby Hamilton	DE	New York Jets
Terry Hardy	TE	Arizona Cardinals
Perry Phenix	DB	Tennessee Titans
O'Lester Pope	G	Miami Dolphins
Jeff Posey	DE	San Francisco 49ers
Harold Shaw	RB	New England Patriots
Patrick Surtain	DB	Miami Dolphins
Daryl Terrell	OT	New Orleans Saints

### TULANE

P.J. Franklin	WR	New Orleans Saints
Ruffin Hamilton	LB	Atlanta Falcons
Shaun King	QB	Tampa Bay Buccaneers
Lonnie Marts	LB	Jacksonville Jaguars
Eddie Murray	K	Dallas Cowboys
Dennis O'Sullivan	C	New York Jets
Jerald Sowell	FB	New York Jets

## 2000 DRAFTEES

### Second Round

Todd Pinkston, WR, Southern Miss, Philadelphia

### Third Round

Chris Redman, QB, Louisville, Baltimore

JaJuan Dawson, WR, Tulane, Cleveland

T.J. Slaughter, LB, Southern Miss, Jacksonville

### Fourth Round

Frank Moreau, RB, Louisville, Kansas City

### Sixth Round

Adalius Thomas, DL, Southern Miss, Baltimore

Sherrod Gideon, WR, Southern Miss, New Orleans

### Seventh Round

Mike Green, RB, Houston, Tennessee

Rodregis Brooks, DB, UAB, Indianapolis



Louisville's Chris Redman and Adalius Thomas of Southern Miss will now be teammates for the Baltimore Ravens.

## 2000 FREE AGENT SIGNEES

Jake Ariens, K, UAB, Atlanta

Andrew Bayes, P, East Carolina, Detroit

Darrius Blevins, WR, Memphis, St. Louis

Lavell Boyd, WR, Louisville, Cincinnati

Anthony Byrd, OT, Louisville, New York

Ken Coutain, WR, Memphis, Green Bay

T.J. Frier, DT, Memphis, Seattle

Mike Gantous, DE, Louisville, Cleveland

Kendrick Gholston, DE, Louisville, Dallas

Ibn Green, TE, Louisville, Indianapolis

Dwight Henry, DB, East Carolina, San Diego

John Hilbert, K, Louisville, Dallas

Reggie Howard, DB, Memphis, Carolina

Tinker Keck, DB, Cincinnati, New York

Jeff Kerr, LB, East Carolina, Cleveland

Tramont Lawless, LB, Memphis, Cleveland

Deshonne Mallard, DB, Southern Miss, Tampa Bay

Kevin Monroe, DB, East Carolina, Carolina

Terrance Parrish, DB, Southern Miss, Tampa Bay

Ketric Sanford, RB, Houston, Tampa Bay

Brian Smith, LB, UAB, Atlanta



Isaac Bruce reeled in the game-winning touchdown in Super Bowl XXXIV.

# Players in the Pros

## 1999 DRAFTEES

### Second Round

Shaun King, QB, Tulane

### Third Round

Mike McKenzie, DB, Memphis

### Fifth Round

Roderick Coleman, DL, East Carolina

### Sixth Round

Troy Smith, WR, East Carolina

Chad Plummer, WR, Cincinnati

### Seventh Round

Pernell Davis, DL, UAB

Tampa Bay

Green Bay

Oakland

Philadelphia

Denver

Philadelphia

## 1998 DRAFTEES

### Second Round

Artrell Hawkins, DB, Cincinnati

Patrick Surtain, DB, Southern Miss

### Third Round

Brad Jackson, LB, Cincinnati

Larry Shannon, WR, East Carolina

### Fourth Round

Jason Fabini, OL, Cincinnati

Leonta Rheams, DL, Houston

### Fifth Round

Terry Hardy, TE, Southern Miss

### Sixth Round

Harold Shaw, RB, New England

Derrick Random, DL, Cincinnati

Jamaal Alexander, DB, Southern Miss

### Seventh Round

Ben Fricke, C, Houston

Rodrick Monroe, TE, Cincinnati

Cincinnati

Miami

Miami

Miami

New York Jets

New England

Arizona

Southern Miss

Kansas City

Detroit

New York Giants

Dallas

Buffalo

Miami

Indianapolis

Baltimore

New York Jets

New York Giants

Minnesota

Indianapolis

Minnesota

Buffalo

New York Jets

Chicago

Green Bay

Chicago

## 1996 DRAFTEES

### First Round

Jerome Woods, S, Memphis

### Second Round

Dedric Mathis, CB, Houston

### Third Round

Roman Oben, OL, Louisville

### Fifth Round

Alan Campos, LB, Louisville

Jimmy Herndon, OL, Houston

Kansas City

Indianapolis

New York Giants

Dallas

Jacksonville

## C-USA PLAYERS IN NFL EUROPE IN 2000

Jim Cantelupe, S, Army

Marcus Crandell, QB, East Carolina

Pernell Davis, DT, UAB

Ralph Dawkins, RB, Louisville

Kevin Drake, WR, UAB

T.J. Frier, DT, Memphis

Richard Hogans, LB, Memphis

Anthony Ladd, WR, Cincinnati

Deshone Mallard, CB, Southern Miss

O'Lester Pope, OT, Southern Miss

Carl Powell, DE, Louisville

Brian Smith, LB, UAB

Frankfort Galaxy

Scottish Claymores

Frankfort Galaxy

Amsterdam Admirals

Rhein Fire

Berlin Thunder

Berlin Thunder

Berlin Thunder

Rhein Fire

Barcelona Dragons

Rhein Fire

Scottish Claymores

## C-USA PLAYERS IN CANADIAN FOOTBALL IN 2000

Adriano Belli, DE, Houston

Paul Blackwood, RB, Cincinnati

Jeff Burrow, CB, Cincinnati

Marcus Crandell, QB, East Carolina

Jamie Crysedale, C, Cincinnati

Phil Curry, LB, Cincinnati

Brandon Hamilton, CB, Tulane

Michael Jordan, CB, Tulane

Scott Regimbald, TE, Houston

Robert Robinson, DL, Cincinnati

Glenn Rogers, Jr., DB, Memphis

Marvin Thomas, DE, Memphis

British Columbia Lions

Winnipeg Blue Bombers

Winnipeg Blue Bombers

Edmonton Eskimos

Calgary Stampeders

Winnipeg Blue Bombers

Winnipeg Blue Bombers

Montreal Alouettes

Calgary Stampeders

Winnipeg Blue Bombers

Montreal Alouettes

British Columbia Lions

## C-USA PLAYERS IN ARENA FOOTBALL IN 2000

Maurice Bryant, WR, Houston

Toney Catchings, OL/DL, Cincinnati

Corey Dowden, DS, Tulane

Kevin Gaines, DS, Louisville

Andre Goines, DS, Tulane

Terry Grooms, OL/DL, Cincinnati

Chad Lindsey, WR/DB, Cincinnati

Browning Nagle, QB, Louisville

Kelly Sims, WR/DB, Cincinnati

Charles Wilson, OS, Memphis

Arizona Rattlers

Iowa Barnstormers

Tampa Bay Storm

Orlando Predators

Arizona Rattlers

Milwaukee Mustangs

New Jersey Red Dogs

Orlando Predators

Buffalo Destroyers

Tampa Bay Storm



Three-time NFL MVP Brett Favre.



Jeff Blake will lead the Saints revamped offense this fall.



Shaun King quarterbacked the Buccaneers to the NFC title game in his rookie season.



Sam Madison was the first Dolphin CB to ever make the Pro Bowl.



# Postseason History

## ARMY (2-2-0)

- 1996 INDEPENDENCE BOWL (Shreveport, La.)  
Auburn 32, Army 29
- 1988 SUN BOWL (El Paso, Texas)  
Alabama 29, Army 28
- 1985 PEACH BOWL (Atlanta, Ga.)  
Army 31, Illinois 29
- 1984 CHERRY BOWL (Pontiac, Mich.)  
Army 10, Michigan State 6

## CINCINNATI (3-1-0)

- 1997 HUMANITARIAN BOWL (Boise, Idaho)  
Cincinnati 35, Utah State 19
- 1950 SUN BOWL (El Paso, Texas)  
West Texas State 14, Cincinnati 13
- 1949 GLASS BOWL (Toledo, Ohio)  
Cincinnati 33, Toledo 13
- 1946 SUN BOWL (El Paso, Texas)  
Cincinnati 18, Virginia Tech 6

## EAST CAROLINA (6-4-0)

- 1999 MOBILE ALABAMA BOWL (Mobile, Ala.)  
TCU 28, East Carolina 14
- 1995 LIBERTY BOWL (Memphis, Tenn.)  
East Carolina 19, Stanford 13
- 1994 LIBERTY BOWL (Memphis, Tenn.)  
Illinois 30, East Carolina 0
- 1992 PEACH BOWL (Atlanta, Ga.)  
East Carolina 37, North Carolina State 34
- 1978 INDEPENDENCE BOWL (Shreveport, La.)  
East Carolina 35, Louisiana Tech 13
- 1965 TANGERINE BOWL (Orlando, Fla.)  
East Carolina 31, Maine 0
- 1964 TANGERINE BOWL (Orlando, Fla.)  
East Carolina 14, Massachusetts 13
- 1963 EASTERN BOWL (Allentown, Pa.)  
East Carolina 27, Northeastern 6
- 1954 ELKS BOWL (Greenville, N.C.)  
Morris-Harvey 12, East Carolina 0
- 1952 LIONS BOWL (Salisbury, N.C.)  
Clarion College 13, East Carolina 6

## HOUSTON (7-6-1)

- 1996 LIBERTY BOWL (Memphis, Tenn.)  
Syracuse 30, Houston 17
- 1988 ALOHA BOWL (Honolulu, Hawaii)  
Washington State 24, Houston 22
- 1985 COTTON BOWL (Dallas, Texas)  
Boston College 45, Houston 28
- 1981 SUN BOWL (El Paso, Texas)  
Oklahoma 40, Houston 14
- 1980 GARDEN STATE BOWL  
(East Rutherford, N.J.)  
Houston 35, Navy 0
- 1980 COTTON BOWL (Dallas, Texas)  
Houston 17, Nebraska 14
- 1979 COTTON BOWL (Dallas, Texas)  
Notre Dame 35, Houston 34
- 1977 COTTON BOWL (Dallas, Texas)  
Houston 30, Maryland 21
- 1974 BLUEBONNET BOWL (Houston, Texas)  
Houston 31, North Carolina State 31
- 1973 BLUEBONNET BOWL (Houston, Texas)  
Houston 47, Tulane 7
- 1971 BLUEBONNET BOWL (Houston, Texas)  
Colorado 29, Houston 17
- 1969 BLUEBONNET BOWL (Houston, Texas)  
Houston 36, Auburn 7
- 1962 TANGERINE BOWL (Orlando, Fla.)  
Houston 49, Miami (Ohio) 21
- 1952 SALAD BOWL (Phoenix, Ariz.)  
Houston 26, Dayton 21

## LOUISVILLE (3-3-1)

- 1999 HUMANITARIAN BOWL (Boise, Ida.)  
Boise State 34, Louisville 31
- 1998 MOTOR CITY BOWL (Pontiac, Mich.)  
Marshall 48, Louisville 29
- 1993 LIBERTY BOWL (Memphis, Tenn.)  
Louisville 18, Michigan State 7
- 1991 FIESTA BOWL (Tempe, Ariz.)  
Louisville 34, Alabama 7
- 1977 INDEPENDENCE BOWL (Shreveport, La.)  
Louisiana Tech 24, Louisville 14
- 1970 PASADENA BOWL (Pasadena, Calif.)  
Louisville 24, Long Beach State 24
- 1958 SUN BOWL (El Paso, Texas)  
Louisville 34, Drake 20

## MEMPHIS (2-0-0)

- 1971 PASADENA BOWL (Pasadena, Calif.)  
Memphis 28, San Jose State 9
- 1956 BURLEY BOWL (Johnson City, Tenn.)  
Memphis 32, East Tennessee State 12

## SOUTHERN MISS (4-7-0)

- 1999 LIBERTY BOWL (Memphis, Tenn.)  
Southern Miss 23, Colorado State 17
- 1998 HUMANITARIAN BOWL (Boise, Idaho)  
Idaho 42, Southern Miss 35
- 1997 LIBERTY BOWL (Memphis, Tenn.)  
Southern Miss 41, Pittsburgh 7
- 1990 ALL-AMERICAN BOWL (Birmingham, Ala.)  
North Carolina State 31, Southern Miss 27
- 1988 INDEPENDENCE BOWL (Shreveport, La.)  
Southern Miss 38, Texas-El Paso 18
- 1981 TANGERINE BOWL (Orlando, Fla.)  
Missouri 19, Southern Miss 17
- 1980 INDEPENDENCE BOWL (Shreveport, La.)  
Southern Miss 16, McNeese State 14
- 1958 TANGERINE BOWL (Orlando, Fla.)  
East Texas State 10, Southern Miss 9
- 1957 TANGERINE BOWL (Orlando, Fla.)  
West Texas State 20, Southern Miss 13
- 1954 SUN BOWL (El Paso, Texas)  
Pacific 26, Southern Miss 7
- 1953 SUN BOWL (El Paso, Texas)  
Texas-El Paso 37, Southern Miss 14

## TULANE (3-6-0)

- 1998 LIBERTY BOWL (Memphis, Tenn.)  
Tulane 41, Brigham Young 27
- 1987 INDEPENDENCE BOWL (Shreveport, La.)  
Washington 24, Tulane 12
- 1980 HALL OF FAME BOWL (Birmingham, Ala.)  
Arkansas 34, Tulane 15
- 1979 LIBERTY BOWL (Memphis, Tenn.)  
Penn State 9, Tulane 6
- 1973 BLUEBONNET BOWL (Houston, Texas)  
Houston 47, Tulane 7
- 1970 LIBERTY BOWL (Memphis, Tenn.)  
Tulane 17, Colorado 3
- 1940 SUGAR BOWL (New Orleans, La.)  
Texas A&M 14, Tulane 13
- 1935 SUGAR BOWL (New Orleans, La.)  
Tulane 20, Temple 14
- 1932 ROSE BOWL (Pasadena, Calif.)  
Southern California 21, Tulane 12

## UAB

No postseason appearances.





# Bowl Directory

## THE BOWL CHAMPIONSHIP SERIES



Starting in 1998, the Bowl Championship Series (BCS) determined the Division I-A National Champion in football. In the BCS's first season, Tennessee defeated Florida State, 23-16, in the Fiesta Bowl to claim the national title. Last year, it was Florida State's turn as the Seminoles topped Virginia Tech 46-29 in the Sugar Bowl for their



second national title in seven years.

The BCS Series consists of the Rose Bowl, Sugar Bowl, Orange Bowl and the Fiesta Bowl. Conferences with automatic berths include the Atlantic Coast, Big East, Big Ten, Big 12, Pac-10 and the Southeastern Conferences.

This past January, BCS members voted to extend the BCS agreement with ABC through the 2005 regular season and 2006 bowl season allowing each of the four bowls to host two national championship games.

The BCS also notes the importance of regional consideration regarding team selection. Specifically, as a member of the BCS, the Rose Bowl will host the Big Ten and Pac-10 champions in those years in which either the Rose Bowl does not have the national championship game or the Big Ten and Pac-10 champion is not ranked No. 1 or No. 2. Other "regional consideration" tie-ins include the SEC champion in the Sugar Bowl, the ACC or Big East champion in the Orange Bowl and the Big 12 champion in the Fiesta Bowl.

The champion of Conference USA, along with the champion of any other Division I-A conference which is ranked sixth or higher and any Division I-A independent team which is ranked sixth or higher in the BCS standings, will also be eligible for the Bowl Championship Series.

A year ago, over 1.2 million fans attended college football's 23 bowl games. This season, there will be 25 post-season bowl games, from the 87th Annual Rose Bowl, to the first-year galleryfurniture.com Bowl in Houston, Texas and the inaugural Silicon Valley Bowl in San Jose, Calif.

### BCS FUTURE SCHEDULE

(All Times Eastern)

#### 2000 Season

- January 1, 2001 (5 p.m.) . . . . . Rose Bowl
- January 1, 2001 (8:30 p.m.) . . . . . Fiesta Bowl
- January 2, 2001 (8 p.m.) . . . . . Sugar Bowl
- January 3, 2001 (8 p.m.) . . . . . Orange Bowl

#### National Championship

#### 2001 Season


- January 1, 2002 (5 p.m.) . . . . . Fiesta Bowl
- January 1, 2002 (8:30 p.m.) . . . . . Sugar Bowl
- January 2, 2002 (8 p.m.) . . . . . Orange Bowl
- January 3, 2002 (8 p.m.) . . . . . Rose Bowl

#### National Championship

## 2006 Football Bowl Lineup

(All Times Eastern)

Bowl	Date	TV	Time	Participants
GMAC Mobile Alabama Bowl	Dec. 20	ESPN2	8:00 p.m.	Conference USA #2 vs. Western Athletic #1 or #2
Las Vegas Bowl	Dec. 21	ESPN2	8:00 p.m.	Mountain West #2 vs. At Large
Jeep Oahu Bowl	Dec. 24	ESPN	8:30 p.m.	Pac-10 #4 or #5 vs. ACC selection or Big East #4 or #5
Jeep Aloha Bowl	Dec. 25	ABC	3:30 p.m.	Pac-10 #4 or #5 vs. ACC selection or Big East #4 or #5
Motor City Bowl	Dec. 27	ESPN	4:00 p.m.	Mid-American Champion vs. Conference USA #4
galleryfurniture.com Bowl	Dec. 27	ESPN2	8:00 p.m.	Conference USA #3 vs. Big 12 #7
crucial.com Humanitarian Bowl	Dec. 28	ESPN2	1:30 p.m.	Big West Champion vs. Western Athletic #3
HomePoint.com Music City Bowl	Dec. 28	ESPN	4:00 p.m.	Big East #4 vs. SEC selection
Micron PC Bowl	Dec. 28	TBS	7:00 p.m.	ACC selection vs. Big Ten #6
Insight.com Bowl	Dec. 28	ESPN	7:30 p.m.	Big 12 #5 vs. Big East #3 or Notre Dame
Wells Fargo Sun Bowl	Dec. 29	CBS	2:15 p.m.	Pac-10 #3 vs. Big Ten #5
AXA Liberty	Dec. 29	ESPN	1:30 p.m.	Conference USA Champion vs. Mountain West Champion
Chick-Fil-A Peach Bowl	Dec. 29	ESPN	5:00 p.m.	ACC selection vs. SEC selection
Culligan Holiday Bowl	Dec. 29	ESPN	8:30 p.m.	Pac-10 #2 vs. Big 12 #3
Sylvania Alamo Bowl	Dec. 30	ESPN	8:00 p.m.	Big 12 #4 vs. Big Ten #3
Silicon Valley Classic	Dec. 31	FSN	6:30 p.m.	Western Athletic #1 or 2 vs. At Large
Sanford Independence Bowl	Dec. 31	ESPN	8:00 p.m.	SEC selection vs. Big 12 #6
SBC Cotton Bowl	Jan. 1	FSN	11:00 a.m.	SEC selection vs. Big 12 #2
Outback Bowl	Jan. 1	ESPN	11:00 a.m.	SEC selection vs. Big Ten #4
Toyota Gator Bowl	Jan. 1	NBC	12:30 p.m.	ACC selection vs. Big East #2 or Notre Dame
ourhouse.com Florida Citrus Bowl	Jan. 1	ABC	1:00 p.m.	SEC #2 vs. Big Ten #2
Rose Bowl	Jan. 1	ABC	5:00 p.m.	Big Ten #1 vs. Pac-10 #1, Bowl Championship Series
Tostitos Fiesta Bowl	Jan. 1	ABC	8:00 p.m.	Bowl Championship Series
Nokia Sugar	Jan. 2	ABC	8:00 p.m.	Bowl Championship Series
FedEx Orange Bowl	Jan. 3	ABC	8:00 p.m.	Bowl Championship Series



# 2000 COMPOSITE SCHEDULE

	ARMY	CINCINNATI	EAST CAROLINA	HOUSTON	LOUISVILLE	MEMPHIS	SOUTHERN MISS	TULANE	UAB
September 2			at Duke	at Rice	KENTUCKY	MISS. ST.	at Tennessee	at Mississippi	
September 4	at Cincinnati	ARMY							
September 7			VIRGINIA TECH						CHATTANOOGA
September 9	BOSTON COLLEGE	SYRACUSE		at LSU	GRAMBLING	UL-Monroe			
September 16	at Houston	at Wisconsin	TULANE	ARMY		at Arkansas St.	at Alabama	at East Carolina	at Kansas
September 23	MEMPHIS	at Indiana	SYRACUSE	at Texas	at Florida St.	at Army	at Oklahoma St.	at SMU	at LSU
September 30		at Tulane		SMU	CONNECTICUT	at Southern Miss	MEMPHIS	CINCINNATI	LOUISIANA
October 7	at New Mexico St.	HOUSTON	at Memphis	at Cincinnati	at UAB	EAST CAROLINA	SOUTH FLORIDA	at Louisiana	LOUISVILLE
October 14	at East Carolina	at Louisville	ARMY		CINCINNATI	at UAB	at Tulane	SOUTHERN MISS	MEMPHIS
October 19			at Louisville		EAST CAROLINA				
October 21	TULANE			at Memphis		HOUSTON		at Army	MID. TENN. ST.
October 28		MIAMI (OHIO)	UAB	SOUTHERN MISS	TULANE		at Houston	at Louisville	at East Carolina
November 4	AIR FORCE	UAB		at Tulane	at Southern Miss	TENNESSEE	LOUISVILLE	HOUSTON	at Cincinnati
November 11	at Louisville	at Memphis	HOUSTON	at East Carolina	ARMY	CINCINNATI	at UAB	NAVY	SOUTHERN MISS
November 18	UAB	SOUTHERN MISS	at West Virginia	LOUISVILLE	at Houston	at Tulane	at Cincinnati	MEMPHIS	at Army
November 24			at Southern Miss				EAST CAROLINA		
December 2	vs. Navy								

