



**HOUSTON**

**LOUISVILLE**

**EAST CAROLINA  
CINCINNATI  
ARMY**

**MEMPHIS  
SOUTHERN MISS  
TULANE**

**1998**

**FOOTBALL**

**98**

**98**

**98**

**HOUSTON  
98**

**98**

**98**

**98**

**SOUTHERN MISS  
98**

**98**

**98**

**HOUSTON  
98**

**EAST CAROLINA  
98**

**98**

**98**

**SOUTHERN MISS  
98**

**98**






## A Look Ahead...

### C-USA Welcomes Army in 1998

On March 10, 1997, the United States Military Academy announced its plans to join Conference USA as a football member, ending more than a century as a Division I Independent. Army begins competition as Conference USA embarks on its third season, bringing the total number of teams to eight. Army brings a storied history to a league that has rated among the top seven in the nation in each of its first two seasons. The strong tradition of football at West Point dates back to 1890. Over the past 108 seasons, Army has captured three national championships (1944, 1945, 1946), seven Lambert trophy titles, and boasted a trio of Heisman Trophy winners and numerous



All-Americans. Army also owns one of the nation's most treasured rivalries with Navy, a much anticipated meeting every season for the past 98 years. The Cadets will play their first-ever conference game on September 19, hosting Cincinnati at Michie Stadium. Army is led by head coach Bob Sutton, in his eighth season. Highlights of his tenure include earning the 1996 Bobby Dodd Coach of the Year Award after directing

*...playing in Conference USA is a perfect marriage of the Black Knights of the Hudson with a part of the country that embodies the fighting spirit of the best army in the world.*

*Lt. Gen. Daniel W. Christman  
USMA Superintendent*

Army to a 10-2 season, an appearance in the 1996 Independence Bowl and a spot in the 1996 final Top 25 polls. The Cadets have also appeared in three other postseason bowls (1984 - Cherry, 1985 - Peach, 1988 - Sun).



## A Look Back...

### C-USA Earns Two Victories in Bowls




**Southern Miss, Cincinnati Represent C-USA in Postseason Bowls**



Southern Miss, the 1997 Conference USA champion, and Cincinnati represented the league in postseason bowl competition last season. The Golden Eagles defeated Pittsburgh, 41-7, in the AXA/Equitable Liberty Bowl in Memphis. USM finished the season ranked No. 19, the highest season-ending ranking in school history. The Bearcats captured the inaugural Humanitarian Bowl with a 35-19 victory over Utah State in Boise, Idaho. With the two wins, C-USA was the the only league that was undefeated during the 1997-98 bowl season.

# Conference USA Football



Conference USA champion Southern Miss is honored at halftime of a Golden Eagle men's basketball contest. Patrick Surtain (left) and Marchant Kenney display the AXA/Equitable Liberty Bowl trophy.

## CONFERENCE USA

35 E. Wacker Drive Suite 650

Chicago, IL 60601

Phone 312-553-0483

Fax 312-553-0495/0496

[www.c-usa.org](http://www.c-usa.org)

**Commissioner:** Mike Slive

**Associate Commissioner:** Brenda Weare (brweare@c-usa.org)

**Associate Commissioner:** Nick Floyd (rnfloyd@c-usa.org)

**Assistant Commissioner:** Brian Teter (bjteter@c-usa.org)

**Assistant Commissioner:** Sandra Biller

**Director of Creative Services:**

Erika Amstadt Hirschfield (erikaah@c-usa.org)

**Director of Finance/Business Services:**

Trent Whitney (tlwhitney@c-usa.org)

**Director of Information Services:**

Russell Anderson (rdanderson@c-usa.org)

**Director of Legislative Services:**

Noreen Morris (npmorris@c-usa.org)

**Director of Marketing/Promotions:** Jason Horn (jbhorn@c-usa.org)

**Director of Sports Services:** Linda Jepsen (ldjepsen@c-usa.org)

**Assistant Director of Championships/Marketing:**

Kendyl Baugh (kcbaugh@c-usa.org)

**Assistant Director of Information Services:** Matt Lloyd

**Administrative Assistant:** Marilyn Thivel

**Administrative Assistant:** Audrey Gardner

**Receptionist:** TBA

**Intern:** TBA

**Coordinators of Officials**

Baseball: Dave Yeast

Men's Basketball: Dale Kelley

Women's Basketball: Bill Stokes

Football: Jim Campbell

Volleyball: Marcia Alterman

- 2 Media Services
- 3 Preseason Awards
- 4 1998 Composite Schedule
- 5-6 C-USA Notebook
- 7 The Future of Conference USA
- 8-10 Conference USA
- 11 Commissioner Mike Slive
- 12-13 Conference USA Staff
- 14 Football Officials
- 15 Television/Radio
- 16 Bowl Directory
- 17-24 Army Cadets
- 25-32 Cincinnati Bearcats
- 33-40 East Carolina Pirates
- 41-48 Houston Cougars
- 49-56 Louisville Cardinals
- 57-64 Memphis Tigers
- 65-72 Southern Miss Golden Eagles
- 73-80 Tulane Green Wave
- 1997 IN REVIEW**
- 82 Standings/Results/Awards
- 83 Honor Roll
- 84-87 Statistics - All Games
- 88-91 Statistics - C-USA Games
- 92 Notebook
- HISTORY/RECORDS**
- 93-106 C-USA Records
- 107 Year by Year Leaders
- 108 Postseason History
- 109-111 All-Time Honors
- 112-113 All-Time Team vs. Team Records
- 114-115 Players in the Pros
- 116 SID Directory
- IBC AXA/Equitable Liberty Bowl

## FAX ON DEMAND

Conference USA and its member institutions will offer media information via a fax on demand system through Sports Systems, Inc. An information directory will be enclosed with the media guide or it can be accessed through the system for your reference. The fax on demand system is intended for media use only. Therefore, please contact the media relations department to obtain the access phone number.

If you have any additional questions regarding the conference's fax on demand system or require any additional assistance to access information about football and any other conference sport, please contact the media relations department.

## PRESS RELEASES

Conference USA football weekly press releases contain statistical information updates, as well as notes, standings, schedules and results. The entire release will be available to the media prior to the Monday teleconference.

## FAX ON DEMAND MENU

Conference USA Directory	1100
C-USA Football Release	1130
C-USA Football Statistics	1131
C-USA Football Notes	1132
C-USA Football Special Release	1135

## CREDITS

1998 Conference USA Football is a publication of Conference USA; Michael L. Slive, Commissioner. For additional information and copies, please contact the C-USA Media Relations Department.

Managing Editor, Design and Production: Erika Amstadt Hirschfield  
 Co-Editor: Russell Anderson  
 Editorial Assistance: Brian Teter  
 Cover Photography: Great Shots, Chicago (Charlie Yapp)  
 Cover Design and Production: Steve Klink  
 Photography: Mark Lynch; UIC Photographic Services and courtesy of C-USA Sports Information departments and NFL teams' Public Relations departments  
 Printing: Alpha Beta Press, Orland Park, Ill. (Steve Smits)

Conference USA extends special thanks to the sports information staffs for their assistance in preparation of this publication.

© 1998 Conference USA

## TELECONFERENCE

Conference USA coaches will be featured on a teleconference at 1:00 p.m. Central during the 1998 season. The call will be held each Monday, with the first call scheduled August 31. Media representatives wishing to participate on the teleconference should contact the conference office to obtain the access phone number. A tentative schedule is listed below, all times Central.

Players of the Week/Notes	1:00p
Rick Minter, Cincinnati	1:05p
Steve Logan, East Carolina	1:13p
John L. Smith, Louisville	1:21p
Kim Helton, Houston	1:29p
Rip Scherer, Memphis	1:37p
Jeff Bower, Southern Miss	1:45p
Tommy Bowden, Tulane	1:53p
Bob Sutton, Army	2:01p
Media Notes	2:09p

## PLAYERS OF THE WEEK

Conference USA will name Offensive, Defensive and Special Teams Players of the Week each Monday during the regular season on the media teleconference. The Players of the Week are selected by a media panel with one media representative in each of the member institution's cities.

## POSTSEASON AWARDS

Conference USA names first and second All-Conference teams, an All-Freshman Team, Offensive, Defensive and Special Teams Players of the Year, Freshman of the Year and Coach of the Year at the conclusion of the regular season. The award winners are selected from a poll of media representatives and head coaches.

## SATELLITE FEEDS

Highlight clips from C-USA football teams will be available via satellite each week. Contact the media relations department for details.

## C-USA MEDIA RELATIONS

**Brian Teter**  
 Assistant Commissioner  
 Home: 630/960-2406

**Russell Anderson**  
 Director of Information Services  
 Home: 630/969-4722

## WHAT'S IN A NAME?

Several Conference USA institutions are often misrepresented when it comes to the correct spelling and abbreviation of their names. The following is a list of names which seem to cause the most confusion. Please be sure to use the correct names when referring to Conference USA and its schools.

### Correct Usage

Conference USA  
 C-USA

UAB

DePaul  
 DE PAUL

UNC Charlotte

Saint Louis

Southern Miss

### NEVER USE!!

Conf. USA  
 CUSA

Alabama-Birmingham  
 Ala.-Birmingham  
 Ala/Birmingham

Depaul  
 DEPAUL

UNC-Charlotte  
 North Carolina-Charlotte  
 NC-Charlotte  
 N.C.-Charlotte

St. Louis

So. Miss.  
 So. Mississippi

# 1998 Preseason Awards



Shaun King, Tulane



Adalius Thomas, Southern Miss

## PRESEASON POLL

(as selected by the league's head coaches)

1. Southern Miss
2. East Carolina  
Tulane
4. Cincinnati
5. Houston
6. Memphis
7. Louisville
8. Army

**S**outhern Miss has been chosen to repeat as Conference USA champion according to the league's head coaches. Junior defensive lineman Adalius Thomas, a first team All-Conference USA selection last season after recording 16 tackles for loss and nine sacks, was chosen as the league's preseason Defensive Player of the Year. Three Golden Eagle teammates join Thomas on the preseason All-Conference team: offensive lineman Henry McClendon, wide receiver Sherrod Gideon and defensive lineman John Nix.

Last season's Offensive Player of the Year Shaun King of Tulane was selected to earn that honor again as the Green Wave were picked to finish second along with East Carolina. Tulane placed a league-high eight players on the preseason All-Conference team, with three offensive, three defensive and two special teams players named to the squad. East Carolina produced a pair of linebackers (Roderick Coleman and Jeff Kerr) on the preseason team, along with offensive lineman Danny Moore.

Cincinnati's Tinker Keck was picked to repeat as Special Teams Player of the Year and was also named to the preseason All-Conference defense. Joining Keck on the all-league team is offensive lineman Brian Uhl, as the Bearcats were slated to finish fourth.

Houston was picked to finish fifth and Memphis sixth. The Cougars were represented on the preseason all-league team by running back Ketric Sanford, while the Tigers placed defensive lineman Marquis Bowling on the squad.

Rounding out the preseason poll are Louisville and Army. The Cardinals are represented on the preseason All-Conference team by three players, including Ibn Green who led all Division I-A tight ends in receptions last season, while Army begins its first season of competition in Conference USA led by all-league offensive lineman Neil Ravitz.

## PRESEASON ALL-CONFERENCE SELECTIONS

**Offensive Player of the Year:** Shaun King, QB, Tulane  
**Defensive Player of the Year:** Adalius Thomas, DL, USM  
**Special Teams Player of the Year:** Tinker Keck, PR, Cincinnati

### Offense

QB Shaun King, Tulane  
 RB Toney Converse, Tulane  
 RB Ketric Sanford, Houston  
 OL Henry McClendon, Southern Miss  
 OL Danny Moore, East Carolina  
 OL Rick Nord, Louisville  
 OL Neil Ravitz, Army  
 OL Brian Uhl, Cincinnati  
 TE Ibn Green, Louisville  
 WR JaJuan Dawson, Tulane  
 WR Sherrod Gideon, Southern Miss

### Defense

DL Marquis Bowling, Memphis  
 DL John Nix, Southern Miss  
 DL Dennis O'Sullivan, Tulane  
 DL Adalius Thomas, Southern Miss  
 LB Roderick Coleman, East Carolina  
 LB Jeff Kerr, East Carolina  
 LB Brett Timmons, Tulane  
 DB Courtney Dinkins, Louisville  
 DB Michael Jordan, Tulane  
 DB Tinker Keck, Cincinnati  
 DB Mike McKenzie, Memphis

### Special Teams

RS Tinker Keck, Cincinnati  
 PK Brad Palazzo, Tulane  
 P Brad Hill, Tulane



# 1998 Composite Schedule

## September 5

<i>Tulane at Cincinnati</i>	6:00p
East Carolina at Virginia Tech	3:00p
Houston at California	2:30p
Kentucky at Louisville	2:30p
Memphis at Mississippi	6:00p
Southern Miss at Penn State	Noon

## September 12

Miami (Ohio) at Army	Noon
Miami (Fla.) at Cincinnati	2:30p
UT-Chattanooga at East Carolina	3:00p
Minnesota at Houston	7:00p
Louisville at Utah	8:00p
Mississippi State at Memphis	11:00a
Tulane at Southern Methodist	7:00p

## September 19

<i>Cincinnati at Army</i>	Noon
East Carolina at Ohio	6:00p
UCLA at Houston	2:30p
Louisville at Illinois	11:30a
Memphis at Minnesota	3:00p
Texas A&M at Southern Miss	3:30p

## September 26

Army at Rutgers	5:00p
Indiana at Cincinnati	6:00p
Houston at Tennessee	6:00p
Boston College at Louisville	1:00p
Southwestern La. at Southern Miss	5:00p
Navy at Tulane	5:00p

## October 3

<i>Army at East Carolina</i>	1:00p
<i>Cincinnati at Louisville</i>	1:00p
<i>Memphis at Houston</i>	7:00p
<i>Southern Miss at Tulane</i>	5:00p

## October 10

<i>Army at Houston</i>	7:00p
Cincinnati at Syracuse	4:00p
UAB at East Carolina	3:00p
<i>Louisville at Southern Miss</i>	5:00p
Arkansas at Memphis	7:00p

## October 17

<i>Southern Miss at Army</i>	Noon
<i>Cincinnati at Memphis</i>	7:00p
East Carolina at Alabama	TBA
<i>Louisville at Tulane</i>	2:30p

## October 24

Army at Notre Dame	1:30p
Miami (Ohio) at Cincinnati	1:00p
<i>East Carolina at Southern Miss</i>	5:00p
Houston at North Texas	6:30p
<i>Memphis at Louisville</i>	1:00p
Tulane at Rutgers	11:00a

## October 31

<i>Houston at East Carolina</i>	1:00p
Western Kentucky at Louisville	1:00p
Arkansas State at Memphis	1:00p
Southern Miss at Alabama	TBA
Southwestern Louisiana at Tulane	5:00p

## November 7

Air Force at Army	Noon
<i>East Carolina at Cincinnati</i>	2:30p
<i>Southern Miss at Houston</i>	2:30p
<i>Tulane at Memphis</i>	1:00p

## November 14

<i>Tulane at Army</i>	Noon
<i>Houston at Cincinnati</i>	2:30p
<i>Louisville at East Carolina</i>	1:00p
<i>Memphis at Southern Miss</i>	5:00p

## November 21

<i>Army at Louisville</i>	1:00p
Cincinnati at Arkansas State	1:00p
<i>East Carolina at Memphis</i>	1:00p
<i>Houston at Tulane</i>	5:00p
Southern Miss at Nevada	2:05p

## November 26

Louisiana Tech at Tulane	5:00p
--------------------------	-------

## December 5

Army vs. Navy (in Philadelphia)	11:00a
---------------------------------	--------

Conference games in italics. All times Central and subject to change.

## 1997 SEASON ACCOMPLISHMENTS

- ★ Southern Miss finished ranked No. 19 in both major polls, the highest season-ending ranking in school history. Cincinnati received votes in the final Associated Press and ESPN/USA Today polls, while Tulane earned votes in the final ESPN/USA Today poll.
- ★ Southern Miss is one of 13 Division I-A programs that has won at least eight games in each of the past two seasons. The Golden Eagles join Florida State and Syracuse as the only programs that won at least a share of a conference championship in 1996 and 1997.
- ★ Tulane posted the second-largest turnaround in college football last year, going from 2-9 in 1996 to 7-4 in 1997. Only Western Michigan, which went from 2-9 to 8-3, showed a larger increase in wins last season.
- ★ Conference USA was the only conference that was undefeated during the 1997-98 bowl season. Regular season champion Southern Miss defeated Pittsburgh, 41-7, in the AXA/Equitable Liberty Bowl, while Cincinnati captured the inaugural Humanitarian Bowl with a 35-19 victory over Utah State.
- ★ East Carolina made its conference debut in 1997 and finished third. Army will join the league this season, with UAB coming aboard in 1999 to give C-USA nine teams.
- ★ Tulane was one of eight Division I-A teams that recorded two or more shutouts during the 1997 season. The Green Wave was joined by Air Force, Florida State, Idaho, Nebraska, Syracuse and Virginia Tech with a pair of blankings, while Iowa recorded three shutouts.
- ★ Four C-USA players were chosen as first, second or third team All-Americans in 1997 by various organizations, including Associated Press, *The Football News*, *The Sporting News* and the Football Writers Association of America. Cincinnati's Jason Fabini, Houston's Ben Fricke, Tulane's Brad Palazzo and Patrick Surtain of Southern Miss were each honored by at least one organization. Nine other players received honorable mention status, while three players were selected as Freshman All-Americans.
- ★ Ten Conference USA players participated in four different postseason all-star games.
- ★ Conference USA schools made 27 national television appearances during the 1997 season. Each of the seven schools that comprised C-USA in 1997 made at least two appearances. Conference USA football was televised by CBS, ESPN, ESPN2 and Fox Sports Net.
- ★ The final 1997 Sagarin football ratings placed Conference USA seventh (66.99) among Division I-A conferences, just behind the Western Athletic (67.18) and ahead of the Big East (64.89), Mid-American (63.74) and Big West (58.36).
- ★ Two Conference USA players were named to the GTE/CoSIDA Academic All-America First Team. Southern Miss offensive lineman Jeremy Lindley and Cincinnati defensive lineman John Kobalka were honored, as C-USA joined the ACC, Big 12 and SEC as the only Division I-A leagues to place two or more players on the 24-man squad.
- ★ Southern Miss led Division I-A in kickoff return average at 28.2, while Tulane's Brad Palazzo led the nation in field goals made (23) and in points scored by a kicker (109). Tulane finished fifth in the nation in turnover margin, while Cincinnati placed fifth in rushing defense and seventh in punt return average and Louisville ranked ninth in passing offense.
- ★ With a 7-4 record, Tulane head coach Tommy Bowden posted the third-best record of any first-year Division I-A coach in 1997. Joe Tiller of Purdue topped the list at 9-3, Gary Darnell of Western Michigan was second at 8-3, followed by Bowden.
- ★ Southern Miss kick returner Eric Booth received the AT&T Long Distance Award after leading the nation in kickoff return average at 34.8. Booth returned kickoffs for touchdowns in back-to-back weeks against Tennessee and Houston.
- ★ Cincinnati punt returner Tinker Keck tied an NCAA record in 1997 by returning four punts for touchdowns, including two against Louisville.



## RETURNING LETTERWINNERS/STARTERS

School	Lettermen	Off.	Def.	Sp. Teams
Army	49	5	4	2
Cincinnati	35	6	6	0
East Carolina	48	5	7	2
Houston	43	9	4	0
Louisville	39	8	5	2
Memphis	40	8	8	1
Southern Miss	40	8	5	2
Tulane	49	10	6	2

## 1998 SCHEDULING NOTES

- ★ Conference USA will play 40 non-conference games this fall against 34 different Division I-A opponents. The six teams that C-USA plays multiple times are Alabama, Arkansas State, Miami (Ohio), Minnesota, Navy and Rutgers.
- ★ C-USA will face every other Division I-A conference at least once, except the ACC, which it does not meet this season. The leagues it has the most games against are the SEC (7) and Big East (6). Conference USA will face six independent teams a total of seven times this fall.
- ★ Conference USA teams will play 10 games against 1997 bowl teams.
- ★ Twenty of C-USA's 40 non-conference games will be played at a league school, with one game (Army-Navy) to be played at a neutral site.

## 1997 RECORDS OF ALL 1998 OPPONENTS

Team	W-L-T	Pct.
Army	65-62	.512
Cincinnati	50-73	.407
East Carolina	60-64	.484
Houston	68-58	.540
Louisville	63-61	.508
Memphis	57-68	.456
Southern Miss	59-66	.472
Tulane	52-71	.423

## RETURNING STATISTICAL LEADERS

### Rushing

RB Ketric Sanford, Houston  
 1997: 151 for 636 yards; 4.2 avg.; 3 TD; 2nd - C-USA

### Passing Yardage

QB Chris Redman, Louisville  
 1997: 261-445-14; 3,079 yards; 18 TD; 1st- C-USA

### Passing Efficiency

QB Shaun King, Tulane  
 1997: 128.3; 363-199-14; 2,567 yards;  
 24 TD; 1st- C-USA

### Receptions

WR P.J. Franklin, Tulane  
 1997: 58 for 703 yards; 12.1 avg.; 8 TD; 1st- C-USA

### Receiving Yards

WR Sherrod Gideon, Southern Miss  
 1997: 54-1,008 yards; 18.7 avg.; 9TD; 1st- C-USA

### Total Offense

QB Shaun King, Tulane  
 1997: 3,078 total yards; 511 rushing, 2,567 passing (487 plays)  
 1st- C-USA

### Scoring

K Brad Palazzo, Tulane  
 1997: 109 points; 0 TD; 40 XP; 23 FG; 1st- C-USA

### Field Goals

K Brad Palazzo, Tulane  
 1997: 2.09 FG per game; 23-28 (82 %); 1st- C-USA

### Punting

P Brad Hill, Tulane  
 1997: 42 for 1,940 yards; 46.2 avg.; 1st- C-USA

### Tackles

LB Jeff Kerr, East Carolina  
 1997: 160 (74-86); 10 TFL; 4 sacks;  
 3 PBU; 2nd- C-USA

### Interceptions

CB Michael Jordan, Tulane  
 1997: 5; 0.45 IPG; 1 TD; 2nd- C-USA

## 1998 PRESEASON AWARDS

### ATHLON'S

First Team All-America  
 Tinker Keck, PR, Cincinnati  
Second Team All-America  
 Brad Palazzo, K, Tulane  
Third Team All-America  
 Ketric Sanford, RB, Houston

### COLLEGE SPORTS NEWS

Second Team All-America  
 Tinker Keck, KR, Cincinnati  
 Adalius Thomas, DL, Southern Miss  
Third Team All-America  
 Brad Palazzo, K, Tulane  
 Brad Hill, P, Tulane  
Honorable Mention All-America  
 Chris Redman, QB, Louisville  
 Ketric Sanford, RB, Houston  
 Toney Converse, RB, Tulane  
 Sherrod Gideon, WR, Southern Miss  
 JaJuan Dawson, WR, Tulane  
 Ibn Green, TE, Louisville  
 Danny Moore, OL, East Carolina  
 Shedrick Blackmon, OL, Southern Miss  
 Brian Uhl, OL, Cincinnati  
 Marquis Bowling, DL, Memphis  
 Jeff Kerr, LB, East Carolina  
 Brett Timmons, LB, Tulane  
 Mike McKenzie, DB, Memphis

### FOOTBALL ACTION

First Team All-America  
 Tinker Keck, PR, Cincinnati

### FOOTBALL NEWS

Second Team All-America  
 Danny Moore, OL, East Carolina  
 Marquis Bowling, DL, Memphis

### LINDY'S

National Position Rankings

QB	Chris Redman, LOU	10
RB	Ketric Sanford, HOU	23
WR	Arnold Jackson, LOU	15
TE	Ibn Green, LOU	7
OG	Rick Nord, LOU	15
C	Brian Uhl, CIN	11
DE	Adalius Thomas, USM	24
DT	Marquis Bowling, MEM	24
OLB	Hassan Champion, CIN	20
S	Tinker Keck, CIN	20
CB	Mike McKenzie, MEM	17

### SPORTING NEWS

National Position Rankings

QB	Shaun King, Tulane	6
QB	Chris Redman, Louisville	8
OG	Gregory Brown, Houston	10
C	Danny Moore, East Carolina	5
C	Brian Uhl, Cincinnati	8
RB	Ketric Sanford, Houston	20
WR	JaJuan Dawson, Tulane	15
TE	Ibn Green, Louisville	5
OLB	Roderick Coleman, ECU	5
CB	Mike McKenzie, Memphis	6
K	Brad Palazzo, Tulane	3
ILB	Jeff Kerr, East Carolina	14
RS	Tinker Keck, Cincinnati	6
S	Tinker Keck, Cincinnati	12
DE	Adalius Thomas, USM	3

### National Unit Rankings

WR	Tulane	9
DL	Southern Miss	8
LB	East Carolina	10

# The Future of Conference USA



## UAB

# Blazers

**O**n November 14, 1996, it was announced that UAB, a charter member of Conference USA, would join the league in football, beginning with the 1999 season. The Blazers completed their second season of Division I-A football last fall, compiling a 5-6 record while playing schools such as Kansas, Arizona and Virginia Tech, along with C-USA members Memphis and Cincinnati. UAB advanced from a club team to I-A status in just six years, playing two seasons at the Division III level and three years at I-AA. UAB will open its season at defending co-national champion Nebraska and also visit SEC champion Tennessee. The Blazers will host Kansas and Virginia Tech at Legion Field, while facing one Conference USA school, traveling to East Carolina on October 10.



**Watson Brown**  
Head Coach



### QUICK FACTS

Location: Birmingham, Alabama  
 Founded: 1969  
 Enrollment: 16,452  
 Nickname: Blazers  
 Colors: Forest Green and Old Gold  
 Stadium: Legion Field (83,091)  
 President: Dr. W. Ann Reynolds  
 Faculty Athletics Rep.: Dr. Rose Andrews-Scripa  
 Athletic Director: Gene Bartow  
 Senior Woman Adm.: Rosalind Ervin  
 Head Coach: Watson Brown (Vanderbilt '73)  
 Career Record: 42-89-1 (.322), 12 seasons  
 Record at UAB: 10-12 (.455), Two seasons  
 Associate SID/Football Contact: Reid Adair  
 Office Phone: 205/934-7586  
 Office Fax: 205/975-9865  
 E-mail: fbsid@uab.edu  
 Press Box Phone: 205/324-1446  
 Basic Offense: Multiple  
 Basic Defense: 3-4  
 1997 Record: 5-6  
 Postseason: None  
 All-Time Record: 10-12

### 1998 SCHEDULE

#### September

5	at Nebraska	12:30p
19	TENNESSEE TECH	6:00p
26	KANSAS	6:00p

#### October

3	SOUTHWESTERN LA.	6:00p
10	at East Carolina	3:00p
17	at Louisiana Tech	6:00p
24	VIRGINIA TECH	6:00p
31	at Northeast Louisiana	7:00p

#### November

7	at Tennessee	4:00p
14	MIDDLE TENN. ST.	1:00p
22	TENNESSEE-MARTIN	1:00p


All times Central and subject to change.

### 1997 RESULTS

A28	at Kansas	L	0-24	0-1
S6	at Memphis	L	7-24	0-2
S13	at Arizona	L	10-24	0-3
S20	JACKSONVILLE ST.	W	34-16	1-3
S27	at Southwestern La.	W	42-7	2-3
O4	WESTERN KY.	W	20-16	3-3
O11	at Cincinnati	L	29-33	3-4
N1	at Virginia Tech	L	0-37	3-5
N8	LOUISIANA TECH	L	29-32	3-6
N15	TENNESSEE TECH	W	38-14	4-6
N22	at Arkansas State	W	13-7	5-6



**Brian Smith**



**Lee Jolly**

# Conference USA

**C**omprised of 14 distinguished universities in 12 major television markets, the formation of Conference USA was considered by many a bold move. The union of 12 charter members was initially formed as a comprehensive Division I-A league and quickly capitalized on the strengths of its member institutions, building a strong foundation to make its mark on intercollegiate athletics heading into the 21st century.

Conference USA (C-USA) includes founding members UAB, Cincinnati, DePaul, Houston, Louisville, Marquette, Memphis, UNC Charlotte, Saint Louis, South Florida, Southern Mississippi and Tulane, and football members East Carolina and Army. C-USA member institutions span 13 states across the United States, more than any other Division I-A conference.

The conference officially unveiled its name, logo and commissioner on April 24, 1995 at Harry Caray's Restaurant in Chicago. Mike Slive was named the first commissioner of Conference USA by the presidents of the 12 institutions. Eleven of the institutions began athletic participation in 1995, while Houston joined competition in the fall of 1996. Conference USA added East Carolina (September, 1996) and the United States Military Academy (March, 1997) as football members. ECU began league competition in 1997, while Army begins play this fall.

Conference USA sponsors 18 sports, including Division I-A football, which concluded its first season in 1996. The league sponsors championship competition in the following men's sports: baseball, basketball, cross country, football, golf, soccer, tennis, and track and field (indoor and outdoor). C-USA also sponsors the following women's sports: basketball, cross country, golf, soccer, tennis, track and field (indoor and outdoor), and volleyball. Rifle is a combined sport. The league's championship competition is enhanced by NCAA automatic bids to the C-USA tournament champion in volleyball, men's and women's basketball, men's soccer and baseball.

Conference USA concluded its second football season in 1997 ranked seventh among Division I-A conferences. Southern Miss, co-champion in 1996, won the title outright in 1997 and defeated Pittsburgh in the AXA/Equitable Liberty Bowl to finish No. 19 in the nation. Cincinnati received an at-large bid to the Humanitarian Bowl in Boise, Idaho, where it defeated Big West champion Utah State. The league has a five-year football television contract with Fox Sports Net, which includes a conference game of the week, along with appearances on ESPN, ESPN2, ABC and CBS.

Conference USA will become a full participating member of the College Football Bowl Alliance beginning with the 1998 season. This includes guaranteed access for the C-USA champion if that team receives a consensus ranking of six or higher, subject to certain conditions. C-USA will also receive a stipend for participation if one of its teams is not selected to play in one of the Alliance bowls.

## CONFERENCE USA

### Member Institutions

University of Alabama at Birmingham  
 University of Cincinnati  
 DePaul University  
 University of Houston  
 University of Louisville  
 Marquette University  
 University of Memphis  
 University of North Carolina at Charlotte  
 Saint Louis University  
 University of South Florida  
 University of Southern Mississippi  
 Tulane University

### Football Members

East Carolina University  
 United States Military Academy

Additionally, UAB, a charter member of C-USA, will begin competition on the gridiron in 1999. C-USA schools will play six conference games through the 1999 season.

Conference USA is consistently rated as one of the top basketball leagues in the country. During the 1997-98 season, men's and women's basketball moved from three divisions to two. Cincinnati, DePaul, Louisville, Marquette, UNC Charlotte and Saint Louis comprise the American Division, while UAB, Houston, Memphis, South Florida, Southern Miss and Tulane make up the National Division.

In its first three seasons, C-USA men's basketball produced 20 postseason teams (11 NCAA and nine NIT), including two teams that reached the final eight of the NCAA

Tournament and one that advanced to the final four of the NIT. The conference just completed the third year of a six-year basketball television agreement with ESPN Regional Television (formerly Creative Sports) and ESPN Inc.

Women's basketball has also enjoyed success the past three seasons. Four C-USA schools received NCAA Tournament bids in 1998, giving the league 13 bids in its first three campaigns. For each of the past two seasons, Conference USA has produced five teams that have won more 20 or more games. Women's basketball, along with volleyball, soccer and baseball, enjoy television exposure on Fox Sports Net and ESPN.

Other C-USA accomplishments during the league's first three seasons include: seven NCAA volleyball appearances, with Louisville reaching the Sweet Sixteen in 1996; seven NCAA men's soccer appearances, with two teams reaching the NCAA Final Four - Saint Louis in 1997 and UNC Charlotte's 1996 team becoming the first C-USA school to reach an NCAA Final Four; one team in the NCAA women's soccer tournament, six teams in the NCAA Baseball Championship and several NCAA individual and team competitors in golf, tennis and track and field.

Conference USA student-athletes are champions on and off the playing fields. In 1997, 12 student-athletes earned national GTE Academic All-America Honors, while 24 were named All-District. Over the past two seasons, nearly 2,500 student-athletes have been named to the Commissioner's Honor Roll or received the Commissioner's Academic Medal, indicative of outstanding achievement in the classroom. The conference annually awards six postgraduate scholarships, along with the Sport Academic Award, Scholar Athletes of the Year and the Institutional Academic Excellence Award.

The Presidents of the 14 member institutions serve as Conference USA's Board of Directors, chaired by Dr. Joseph Steger of Cincinnati. C-USA has been designated as one of eight conferences that will have direct representation on the Division I Board of Directors in the new NCAA governance structure. Commissioner Slive serves on the NCAA Management Council.

# Conference USA



## 1998-99 CONFERENCE USA CHAMPIONSHIPS

Sport	Date	Site	Host
Cross Country	October 31	Memphis, Tenn.	Memphis
Women's Soccer	November 2-7/3-8	Dallas, Texas	C-USA
Men's Soccer	November 3-15	Site of highest remaining seed	
Volleyball	November 19-22	Cincinnati, Ohio	Cincinnati
Rifle	February 20	Birmingham, Ala.	UAB
Indoor Track and Field	February 19-20	Houston, Texas	Houston
Women's Basketball	February 26-March 1	New Orleans, La.	Tulane
Men's Basketball	March 3-6	Birmingham, Ala.	Alabama Sports Foundation/UAB
Men's Tennis	April 15-18	Tampa, Fla.	South Florida
Women's Tennis	April 15-18	St. Louis, Mo.	Saint Louis
Men's Golf	April 16-18	TBD	
Women's Golf	April 16-18	TBD	C-USA
Baseball	May 18-23	Millington, Tenn.	Memphis
Outdoor Track and Field	May 13-15	Milwaukee, Wis.	Marquette



*The Saint Louis men's soccer team won the 1997 C-USA championship and advanced to the NCAA Final Four, making the league's second Final Four appearance in two years.*



*The Houston women's tennis team earned the 1997-98 Conference USA crown, while also serving as host of the championship.*

## 1997-98 CHAMPIONS

Sport	Tournament Champion
Men's Cross Country	South Florida
Women's Cross Country	Marquette
Men's Soccer	Saint Louis
Women's Soccer	Cincinnati
Volleyball	Houston
Rifle	Memphis
Men's Indoor Track and Field	Houston
Women's Indoor Track and Field	Houston
Women's Basketball	Memphis
Men's Basketball	Cincinnati
Women's Tennis	Houston
Men's Tennis	South Florida
Women's Golf	South Florida
Men's Golf	Houston
Men's Outdoor Track and Field	Houston
Women's Outdoor Track and Field	South Florida
Baseball	Tulane

Sport	Regular Season Champion
Men's Soccer	South Florida, Marquette
Women's Soccer	Cincinnati, Marquette, UNC Charlotte
Volleyball	South Florida
Football	Southern Miss
Men's Basketball	Cincinnati
Women's Basketball	Memphis
Baseball	Tulane



# C-USA Awards Program

## Baseball

All-Conference  
First Team  
Second Team  
Freshman of the Year  
All-Freshman Team  
Player of the Year  
Pitcher of the Year  
Coach of the Year  
Hitter of the Week  
Pitcher of the Week  
All-Tournament Team  
Tournament MVP

## Men's and Women's Basketball

All-Conference  
First Team  
Second Team  
Third Team  
Freshman of the Year  
All-Freshman Team  
Player of the Year  
Sixth Player of the Year  
Defensive Player of the Year  
Coach of the Year  
Player of the Week  
All-Tournament Team  
Tournament MVP

## Men's and Women's Cross Country

All-Conference  
First Team  
Second Team  
Third Team  
Freshman of the Year  
Individual Champion  
Coach of the Year  
Athlete of the Week

## Football

All-Conference  
First Team  
Second Team  
Freshman of the Year  
All-Freshman Team  
Offensive Player of the Year  
Defensive Player of the Year  
Special Teams Player of the Year  
Coach of the Year  
Offensive Player of the Week  
Defensive Player of the Week  
Special Teams Player of the Week

## Men's and Women's Golf

All-Conference  
First Team  
Second Team  
Third Team (Men only)  
Freshman of the Year  
Individual Champion  
Coach of the Year  
Athlete of the Week

## Rifle

All-Conference  
First Team  
Second Team  
Freshman of the Year  
Shooter of the Year  
Coach of the Year  
Athlete of the Month  
Championship - Top 3 medalists

## Men's and Women's Soccer

All-Conference  
First Team  
Second Team  
Third Team  
Freshman of the Year  
All-Freshman Team  
Player of the Year  
Defensive Player of the Year  
Coach of the Year  
Player of the Week  
Tournament Most Valuable  
Midfielder  
Tournament Most Valuable  
Goalkeeper  
Tournament Most Valuable Defender  
Tournament Most Valuable Forward

## Men's and Women's Tennis

All-Conference  
First Team  
Second Team  
Third Team  
Freshman of the Year  
Player of the Year  
Coach of the Year  
Athlete of the Week

## Men's and Women's Indoor and Outdoor Track and Field

All-Conference  
First Team  
Second Team  
Third Team  
Freshman of the Year  
Athlete of the Year  
Coach of the Year  
Athlete of the Week

## Volleyball

All-Conference  
First Team  
Second Team  
Third Team  
Freshman of the Year  
All-Freshman Team  
Player of the Year  
Setter of the Year  
Coach of the Year  
Player of the Week  
All-Tournament Team  
Tournament MVP

## ACADEMIC AWARDS

### Commissioner's Honor Roll

Student-athletes with a 3.0 cumulative grade point average or above.

### Commissioner's Academic Medal

Student-athletes with a 3.75 cumulative GPA or above.

### Sport Academic Award

The team in each conference-sponsored sport with the highest GPA for the current academic year.

### Institutional Academic Excellence Award

The institution with the highest GPA during the current academic year for all student-athletes in conference-sponsored sports.

### Scholar Athlete of the Year Award

The top student-athletes in each conference-sponsored sport. The award is based on academic achievement (GPA), athletic achievement and service. The GPA must be a cumulative 3.0 or better and includes the first semester or the first two quarters of the current academic year. The award is intended primarily for upperclassmen.

### Postgraduate Scholarships

Six awards of \$2000 each for current academic year graduates. The determination of the winners is made by the faculty athletic representatives at the conference spring meetings. At least two awards must go to women and two to men.

# Commissioner Mike Slive



From his early days as an athletic administrator to his current post as commissioner, Michael L. Slive has maintained an integral role in the ever-changing world of intercollegiate athletics. He was named the first commissioner of Conference USA on April 24, 1995. Under his direction, Conference USA has enjoyed two outstanding seasons. In its infancy, the league secured lucrative television contracts, earned several NCAA automatic bids, established a bowl tie-in, expanded in football and became one of eight designated conferences to have a direct voice in the new NCAA governance structure.

In addition, Conference USA performers have enjoyed success in competition, placing the league among the top conferences in the nation. Over the past three seasons, the league has been rated among the top eight in men's basketball, with 20 teams participating in postseason play. Thirteen C-USA women's basketball teams, seven volleyball teams, six baseball teams and eight soccer teams have also earned NCAA Tournament bids. The league's first-ever Final Four appearance came in November, 1996 when UNC Charlotte advanced in men's soccer. In its first two seasons, C-USA football rated among the top seven in the nation.

Slive's leadership has translated into prominent national television exposure for Conference USA. In 1995, the league embarked on a five-year television contract with Fox Sports Net, which carries C-USA football. Conference USA has a six-year agreement with ESPN Regional Television to televise men's basketball. Fox Sports Net is also a television partner for C-USA women's basketball, volleyball, men's soccer and baseball.

The league's championship competition is enhanced by NCAA automatic bids in volleyball, men's soccer, baseball and men's and women's basketball. In football, C-USA sends its regular season champion to the St. Jude Liberty Bowl.

Slive's efforts were instrumental in expanding the league's football membership. East Carolina joined competition in 1997, Army begins in 1998 and UAB in 1999, bringing the total number to nine.

Slive's guidance has also been beneficial for the league on a national level. As the NCAA enters its restructuring phase, Conference USA has been designated one of eight conferences that will have direct representation on the Division I Board of Directors. Slive is one of two C-USA representatives on the NCAA Management Council.

Slive has an extensive administrative and legal background in intercollegiate athletics. He served as commissioner of the Great Midwest Conference since its formation in 1991, and played a pivotal role in the Great Midwest becoming one of the most successful and exciting conferences in the nation in the 1990's. The Great Midwest was ranked as high as fourth and no lower than eighth among the nation's conferences in men's basketball in its four seasons. The league also finished in the top three in national attendance for men's basketball in its final two seasons.

His previous athletic administrative experiences include: assistant director of athletics at Dartmouth College (1968-69), assistant Executive Director of the Pacific-10 Conference (1979-81), and Director of Athletics at Cornell University (1981-83), prior to developing his sports practice specializing in representing colleges and universities in athletic-related matters.

In May, 1993, Slive was appointed chair of the first NCAA Infractions Appeals Committee. He is also chair of the National Letter of Intent Special Appeals Committee and a member of the Special Events Committee. The 57-year old Slive is a member the National Association of Collegiate Directors of Athletics (NACDA), the Collegiate Commissioners Association (CCA) and serves on the Board of Directors of the Sports Lawyers Association.

A native of Utica, N.Y., Slive was senior partner and founder of the Mike Slive-Mike Glazier Sports Group. Prior to the formation of the Slive-Glazier Sports Group in 1990, Slive was a partner in the Chicago law firm of Coffield Ungaretti Harris & Slavin. He operated his own practice in Hanover, N.H., and served as judge of the Hanover District Court from 1972-77.

Slive graduated from Dartmouth College with a Bachelor of Arts degree in 1962. He earned a Juris Doctor from the University of Virginia Law School in 1965 and an LLM from the Georgetown University Law Center in 1966.

Slive and his wife, Elizabeth, are the parents of a daughter, Anna. The Slive family resides in Chicago.

## THE SLIVE FILE

### Personal:

Full Name: Michael Lawrence Slive  
Born: July 26, 1940  
Hometown: Utica, New York  
Family: Wife: Elizabeth  
Daughter: Anna  
Residence: Chicago, Illinois

### Education:

College: Dartmouth College - BA, 1962  
Graduate: University of Virginia - JD, 1965  
Georgetown University - LLM, 1966  
E. Barrett Prettyman Fellowship in Trial Advocacy

### Athletic Administration Experience:

1968-69 Assistant Director of Athletics  
Dartmouth College  
1979-81 Assistant Executive Director  
Pacific-10 Conference  
1981-83 Director of Athletics  
Cornell University  
1991-1995 Commissioner  
Great Midwest Conference  
1995- Commissioner  
Conference USA

### Legal Experience:

1969-1977 Partner  
Stebbins & Bradley, Hanover, N.H.  
1972-77 Judge of Hanover (N.H.) District Court  
1977-79 Judicial Master and Clerk of Grafton County (N.H.)  
Superior Court  
1979-86 Founder  
Law offices of Michael L. Slive, Hanover, (N.H.)  
1986-90 Partner  
Coffield Ungaretti & Harris  
Chicago, Ill.  
1990-91 Senior Partner and Founder  
Slive-Glazier Sports Group  
Chicago, Ill. and Kansas City, Mo.

### Membership on Boards and Committees:

Collegiate Commissioners Association (CCA)  
National Association of Collegiate Directors of Athletics (NACDA)  
NCAA Management Council  
Chair, NCAA Infractions Appeals Committee  
Chair, National Letter of Intent Special Appeals Committee  
Board of Directors, Sports Lawyers Association  
Special Events Committee

# C-USA Staff



**BRENDA WEARE**  
*Associate Commissioner*  
**Responsibilities:** Championships Administration, Compliance, Sport Committees, SWA, Academic Liaison  
**Education:** Wisconsin, 1980, B.A., Communication; Iowa, 1984, M.A. Athletic Administration



**NICK FLOYD**  
*Associate Commissioner*  
**Responsibilities:** Liberty Bowl, Television, Men's Basketball Championship  
**Education:** Clemson, 1982, B.S., Administrative Management; Mississippi, 1985, M.B.A. Management



**BRIAN TETER**  
*Assistant Commissioner*  
**Responsibilities:** Media Relations and Publicity, Championship Media Operations, Television, SID Liaison  
**Education:** Illinois State, 1985, B.S. Mass Communication; 1987, M.S. Athletic Administration



**SANDRA BILLER**  
*Assistant Commissioner*  
**Responsibilities:** Internal Operations, Meeting Planning and Administration, Executive Assistant



**ERIKA AMSTADT  
HIRSCHFIELD**  
*Director of Creative Services*  
**Responsibilities:** Media Relations, Publications, Championship Media Operations, Logo, Special Projects  
**Education:** Illinois, 1990, B.S., Journalism, 1992; M.S., Athletic Administration



**TRENT WHITNEY**  
*Director of Finance/  
Business Operations*  
**Responsibilities:** Financial and Investment Management  
**Education:** Northwestern, 1990, B.S. Journalism and Economics; Washington (St. Louis), 1992, M.B.A.



**RUSSELL ANDERSON**  
*Director of Information Services*  
**Responsibilities:** Media Relations; Baseball, Women's Basketball, Football, Rifle and Men's Soccer Information Services  
**Education:** North Central, 1993, B.S., Organizational Communication



**NOREEN MORRIS**  
*Director of Legislative Services*  
**Responsibilities:** Legislative and Compliance Services, NLI, Special Assistance Fund  
**Education:** Cornell, 1987, B.S., Business & Economics; Massachusetts, 1991, M.S., Sports Management

# C-USA Staff



**JASON HORN**  
*Director of Marketing/Promotions*  
**Responsibilities:** Marketing, Promotions  
**Education:** Michigan, 1991, B.A., Communications



**LINDA JEPSEN**  
*Director of Sports Services*  
**Responsibilities:** Officiating, Scheduling, Management of Office Systems, Special Projects



**KENDYL BAUGH**  
*Assistant Director of Championships/Marketing*  
**Responsibilities:** Championship Operations, Marketing Assistant, Liaison to Student Athlete Advisory Committee  
**Education:** Texas, 1994, B.S., Speech Communication



**AUDREY GARDNER**  
*Administrative Assistant*



**MARILYN THIVEL**  
*Administrative Assistant*



**DAVE YEAST**  
*Coordinator of Baseball Umpires*



**DALE KELLEY**  
*Coordinator of Men's Basketball Officials*



**BILL STOKES**  
*Coordinator of Women's Basketball Officials*



**MARCIA ALTERMAN**  
*Coordinator of Volleyball Officials*



## C-USA FOOTBALL OFFICIALS

Bill Baumeister	Palm Harbor, Fla.	Verbra Lee	Ft. Worth, Texas
Jerry Bergman	Allison Park, Pa.	Tony Lombardo	Lake Zurich, Ill.
Dan Blum	Lafayette, La.	J.C. Louderback	Arkansas City, Kan.
Bryan Borill	Crowley, La.	Jim Mahan	Cincinnati, Ohio
David Boston	Memphis, Tenn.	Art Massey	Sagamore Hills, Ohio
Gerry Bram	Southampton, Pa.	Ken McGarvey	Memphis, Tenn.
Trip Campbell	Bartlett, Tenn.	Richard McMahan	Charlotte, N.C.
Britt Choate	Shreveport, La.	Andrew Panucci	Louisville, Ky.
Chick DeSensi	Louisville, Ky.	Maxie Patterson	Spring, Texas
Rg Detillier	LaPlace, La.	Ray Piagentini	Chicago, Ill.
Ray Edwards	Bulverde, Texas	Gale Porter	Tampa, Fla.
David Epperley	Pembroke, Va.	Patrick Ratesic	N. Huntingdon, Pa.
Johnny Ferrell	Fort Worth, Texas	John Rodriguez	Metairie, La.
Keith Frazier	Branson, Mo.	Ted Ruta	Titusville, Fla.
Duwayne Gandy	Hurst, Texas	Lea Rutter	Thibodaux, La.
Greg Gautreaux	Lafayette, La.	Mike Safril	Wilmington, N.C.
Gil Gelbke	Ft. Thomas, Ky.	Maurice Scherrens	Burke, Va.
Angelo Giardina	Amite, La.	Rodney Shows	Hattiesburg, Miss.
Fritz Graas	Anchorage, Ky.	Randy Simms	Petal, Miss.
Jim Harvey	DeSoto, Texas	Brad Smith	Germantown, Tenn.
Kyle Hunter	Wynne, Ark.	Randy Smith	Seven Hills, Ohio
Willard Hunter	Huntington, W. Va.	Rusty Spindel	Kenner, La.
Thomas Hutson	Wilmington, N.C.	Gene Steratore	Uniontown, Pa.
Jim Ina	St. Petersburg, Fla.	Nels Strickland	Tuscaloosa, Ala.
Bob Jamison	Memphis, Tenn.	L.J. Stromeyer	Metairie, La.
Paul Jepsen	Western Springs, Ill.	Jim Twitty	Bronx, N.Y.
Larry Jones	Starkville, Miss.	Bob Welch	Cincinnati, Ohio
Paul D. Jones	Indianapolis, Ind.	Don Williams	Memphis, Tenn.
Jay Jumper	Chattanooga, Tenn.	Warren Wiltshire	Little Rock, Ark.
Wayne Keirns	Batavia, Ohio	Wayne Winkler	Metairie, La.
Jim Klingensmith	Pittsburgh, Pa.	Dick Wittenberg	Memphis, Tenn.
Frank Kosman	Philadelphia, Pa.	Ben Young	Cordova, Tenn.
Rimas Kozica	LaGrange Park, Ill.		



**JIM CAMPBELL**  
Coordinator of  
Football Officials

## 1998 RULES CHANGES

- Gloves or hand pads must be gray in color, effective August 1, 1999 (1-4-3-c)
- Jerseys must be full-length and tucked into pants, effective August 1, 1999 (1-4-4-e Note)
- Delete requirements on borders around numbers (1-4-4-f)
- Memorial recognition allowed on uniform or helmet (1-4-4-g)
- All squad members are required to wear socks that are identical in color, design and length (1-4-4-h)
- Eye shields, if worn, must be clear (transparent) and made from molded and rigid material (1-4-5-j)
- Delete "When in question, the ball is dead" (4-1-3-b)
- All passes thrown to conserve time will be penalized from the spot of the foul (7-2-1 Penalty)
- Ball remains live when backward pass is recovered by defense (7-2-2-d)
- A fumble out of bounds behind a goal line is a touchback or safety (7-2-4-b)
- All passes thrown to conserve time will be penalized from the spot of the foul (7-3-2 Penalty)
- Delete loss of down from illegal touching of a forward pass by the offense (7-3-11 Penalty)

# Television and Radio



Paul Kennedy



Brian Baldinger

Conference USA begins the third of a five-year television package with Fox Sports Net. Paul Kennedy (Play-by-play) and Brian Baldinger (Analyst) will call C-USA action for the second straight season.

## FOX SPORTS NET

Fox Sports Net has released a partial September schedule for C-USA, with the remainder of the package subject to release a minimum of 12 days prior to each scheduled telecast.

### September

5	Kentucky at Louisville	2:00p
12	Mississippi State at Memphis	11:30a
12	Miami (Fla.) at Cincinnati	2:30p
19	Cincinnati at Army	11:00a
19	Texas A&M at Southern Miss	2:30p
26	TBA	2:30p

### October

3, 17, 24	TBA	2:30p
-----------	-----	-------

### November

7	Air Force at Army	11:00a
14, 21	TBA	2:30p

## FX

### September

19	UCLA at Houston	2:30p
----	-----------------	-------

### October

10	Arkansas at Memphis	2:30p
----	---------------------	-------

## ESPN

Note: Game(s) to be determined

## ESPN2

September 19	Louisville at Illinois	11:30a
--------------	------------------------	--------

October 10	Cincinnati at Syracuse	5:00p
------------	------------------------	-------

## ABC

Note: Game(s) to be determined

## NBC

October 24	Army at Notre Dame	1:00p
------------	--------------------	-------

## CBS

December 5	Army vs. Navy	11:00a
------------	---------------	--------

All times listed are Central and subject to change.

## RADIO AFFILIATES

SCHOOL	FLAGSHIP	DIAL
<b>Army</b>	<b>WBNR-AM</b>	<b>1260</b>
Play-by-Play:	Bob Outer	
Analyst:	Dean Darling	
<b>Cincinnati</b>	<b>WLW-AM</b>	<b>700</b>
Play-by-Play:	Paul Keels	
Analyst:	Jim Kelly	
<b>East Carolina</b>	<b>WCZI-FM</b>	<b>98.3</b>
Play-by-Play:	Jeff Charles	
Analyst:	Carlester Crumpler	
<b>Houston</b>	<b>KTRH-AM</b>	<b>740</b>
Play-by-Play:	Russ Small	
Analyst:	Andre Ware	
<b>Louisville</b>	<b>WHAS-AM</b>	<b>840</b>
Play-by-Play:	Paul Rogers	
Analyst:	Doug James	
<b>Memphis</b>	<b>WGKX-FM</b>	<b>106</b>
Play-by-Play:	Dave Woloshin	
Analyst:	Bob Rush	
<b>Southern Miss</b>	<b>WHER-FM</b>	<b>103.7</b>
Play-by-Play:	John Cox	
Analyst:	Vic Purvis	
<b>Tulane</b>	<b>WWL-AM</b>	<b>870</b>
Play-by-Play:	Ken Berthelot	
Analyst:	Steve Barrios	

## TV AFFILIATES

<b>Cincinnati</b>	<b>WXIX</b>	<b>19</b>
Play-by-Play:	Dan Hoard	
Analyst:	TBA	
<b>East Carolina</b>	<b>WITN</b>	<b>7</b>
Play-by-Play:	Jeff Charles	
Analyst:	TBA	
<b>Louisville</b>	<b>WDRB</b>	<b>41</b>
Play-by-Play:	Don Russell	
Analyst:	Louis Breeden	





# Bowl Directory

<b>TOSTITOS FIESTA</b>	Tempe, Arizona	January 4	ABC
	*Bowl Championship Series (Selection # 1 v. Selection # 2) 7:00p		
<b>FEDERAL EXPRESS ORANGE</b>	Miami, Florida	January 2	CBS
	*Bowl Championship Series 7:00p		
<b>NOKIA SUGAR</b>	New Orleans, Louisiana	January 1	ABC
	*Bowl Championship Series 7:30p		
<b>ROSE</b>	Pasadena, California	January 1	ABC
	*Bowl Championship Series 4:00p		
<b>SOUTHWESTERN BELL COTTON</b>	Dallas, Texas	January 1	FOX
	Big 12 # 2 v. WAC # 1 or Pac-10 # 2 12:30p		
<b>CompUSA FLORIDA CITRUS</b>	Orlando, Florida	January 1	ABC
	Big Ten # 2 v. SEC # 2 Noon		
<b>TOYOTA GATOR</b>	Jacksonville, Florida	January 1	NBC
	ACC # 2 v. Big East # 2 11:30a		
<b>OUTBACK</b>	Tampa, Florida	January 1	ESPN
	SEC # 3 v. Big Ten # 3 10:00a		
<b>SANFORD INDEPENDENCE</b>	Shreveport, Louisiana	December 31	ESPN
	SEC v. At-Large 7:30p		
<b>CHICK-fil-A PEACH</b>	Atlanta, Georgia	December 31	ESPN
	ACC # 3 v. SEC # 4 4:00p		
<b>NORWEST BANK SUN</b>	El Paso, Texas	December 31	CBS
	Big Ten # 5 v. Pac-10 # 3 1:00p		
<b>AXA/EQUITABLE LIBERTY</b>	Memphis, Tennessee	December 31	ESPN
	Conference USA # 1 v. TBD 12:30p		
<b>HUMANITARIAN</b>	Boise, Idaho	December 30	ESPN2
	Big West # 1 v. At-Large 3:00p		
<b>CULLIGAN HOLIDAY</b>	San Diego, California	December 30	ESPN
	WAC # 1 or Pac-10 # 2 v. Big 12 # 3 7:00p		
<b>BUILDERS SQUARE ALAMO</b>	San Antonio, Texas	December 29	ESPN
	Big Ten # 4 v. Big 12 # 4 7:30p		
<b>MUSIC CITY</b>	Nashville, Tennessee	December 29	ESPN
	SEC vs. At-Large 4:00p		
<b>SUNSHINE CLASSIC</b>	Miami, Florida	December 29	TBS
	Big Ten # 6 v. ACC # 4 6:30p		
<b>INSIGHT.COM</b>	Tucson, Arizona	December 26	ESPN
	Big East # 3 v. Big 12 # 5 or # 6 6:00p		
<b>JEEP EAGLE ALOHA</b>	Honolulu, Hawaii	December 25	ABC
	Pac-10 # 4 vs. At-Large 2:30p		
<b>MELE KALIKAMAKA</b>	Honolulu, Hawaii	December 25	ABC
	WAC # 2 or # 3 v. Pac-10 # 5 7:30p		
<b>MOTOR CITY</b>	Pontiac, Michigan	December 23	ESPN
	MAC # 1 v. At-Large 7:00p		
<b>LAS VEGAS</b>	Las Vegas, Nevada	December 19	ESPN
	WAC # 2 or # 3 v. At-Large 5:00p		

\*Bowl Championship Series - when not hosting the national championship game or having a conference champion participating in the national championship game, the Bowl Championship Series will have the following conference champions serve as host teams: Rose Bowl - Big Ten and Pac-10; Nokia Sugar - SEC; FedEx Orange - ACC or Big East; Tostitos Fiesta - Big 12. All times are Central.

## BOWL CHAMPIONSHIP SERIES SCHEDULE

### YEAR 1 (1999)

Jan. 1 (4:00p) -- Rose Bowl  
 Jan. 1 (7:30p) -- Sugar Bowl  
 Jan. 2 (7:00p) -- Orange Bowl  
 Jan. 4 (7:00p) -- Fiesta Bowl (National Championship)

### YEAR 2 (2000)

Jan. 1 (4:00p) -- Rose Bowl  
 Jan. 1 (7:30p) -- Orange Bowl  
 Jan. 2 (7:00p) -- Fiesta Bowl  
 Jan. 3 (7:00p) -- Sugar Bowl (National Championship)




# Army



## QUICK FACTS

Location: West Point, N.Y.  
 Founded: 1802  
 Enrollment: 4,000  
 Nickname: Cadets/Black Knights  
 Colors: Black, Gold and Gray  
 Stadium: Michie Stadium (39,929)  
 Superintendent: Lt. Gen. Daniel W. Christman  
 Commandant of Cadets: Brig. Gen. John P. Abizaid  
 Dean of the Academic Board: Brig. Gen. Fletcher M. Lamkin Jr.  
 Athletic Director: Al Vanderbush  
 SWA: Maj. Kelly Fehrenbach  
 Head Coach: Bob Sutton



**Bob Sutton**  
 Head Coach

## SPORTS INFORMATION

Sports Information Director: Bob Beretta  
 Office Phone: 914/938-3303  
 Home Phone: 914/783-6685  
 Fax: 914/446-2556  
 E-mail: yr7587@exmail.usma.army.mil  
 Website: www.usma.edu/athletics/varsity\_sports/football  
 Press Box Phone: 914/938-3377



*Michie Stadium (39,929)*

## FOOTBALL FACTS

Basic Offense: . . . . . Pro Set  
 Basic Defense: . . . . . 4-3 Multiple  
 Lettermen Returning/Lost: . . . . . 49/27  
 Starters Returning: . . . . . 11  
 Offense . . . . . 5  
 Defense . . . . . 4  
 Specialists . . . . . 2  
 1997 Record: . . . . . 4-7  
 Postseason: . . . . . None  
 All-Time Record: . . . . . 611-348-51 (.630)  
 Bowl Appearances: . . . . . 4  
 Bowl Record: . . . . . 2-2  
 Last Appearance: . . . . . 1996, Independence

Cadets



**Lt. Gen. Daniel Christman**  
 Superintendent



**Al Vanderbush**  
 Athletic Director



**Maj. Kelly Fehrenbach**  
 SWA



**Bob Beretta**  
 Football SID



# Army

## 1998 SCHEDULE

### September

12	MIAMI (OHIO)	1:00p
19	<i>CINCINNATI</i>	Noon
26	at Rutgers	6:00p

### October

3	at East Carolina	2:00p
10	at Houston	3:30p
17	<i>SOUTHERN MISS</i>	1:00p
24	at Notre Dame	2:30p

### November

7	AIR FORCE	Noon
14	<i>TULANE</i>	1:00p
21	at Louisville	2:00p

### December

5	vs. Navy (in Philadelphia)	Noon
---	----------------------------	------

All times Eastern and subject to change. *Conference games in bold italics.*

## 1997 RESULTS

S6	MARSHALL	L	25-35	0-1
S13	LAFAYETTE	W	41-14	1-1
S20	at Duke	L	17-20	1-2
S27	MIAMI (OHIO)	L	14-38	1-3
O4	at Tulane	L	0-41	1-4
O18	RUTGERS	W	37-35	2-4
O25	COLGATE	W	35-27	3-4
N8	at Air Force	L	0-24	3-5
N15	NORTH TEXAS	W	25-14	4-5
N22	at Boston College	L	20-24	4-6
D6	vs. Navy	L	7-39	4-7




## KEY DATES

**Veterans Report:** August 13

**Freshman Report:** August 9

**Media Day:** August 27

**Fall Classes Begin:** August 17



## BOB SUTTON

Hometown: Ypsilanti, Mich.  
Alma Mater: Eastern Michigan '74  
Born: January 28, 1951

### Coaching Experience

1991-	Army	Head Coach - 38-39-1 (.494) 7 seasons
1983-90	Army	Defensive Coordinator
1982	North Carolina State	Running Backs
1980-81	Western Michigan	Offensive Coordinator
1977-79	Illinois	Defensive Coordinator and Linebackers
1975-76	Western Michigan	Defensive Coordinator and Linebackers
1974	Syracuse	Outside Linebackers
1972-73	Michigan	Undergraduate Assistant Defensive Coord. of Freshman Team

Career Head Coaching Record: 38-39-1 (.494) 7 seasons

### Coaching Staff

Offensive Coordinator	Ed Warinner (Mount Union '84)
Defensive Coordinator	Denny Doornbos (Western Michigan '78)
Defensive Line	Ted Daisher (Western Michigan '78)
Running Backs	Mike Dietzel (Otterbein '85)
Fullbacks	Kent Riddle (Oregon State '92)
Tight Ends/Split Ends	Darrell Hazell (Muskingum '86)
Inside Linebackers	John Loose (Ithaca '87)
Offensive Line	Bill Mottola (Springfield '89) John Reagan (Syracuse '93)
Defensive Backs	Bob Shoop (Yale '88) Tony Oden
Knights	John Milligan (Michigan '91)
Special Teams/Recruiting Coordinator	John Bonamego (Central Michigan '87)

Football Office Phone: 914/938-2323 Fax: 914/446-5462

## 1997 TEAM STATISTICS

Category	ARMY	Opponents
First Downs	196	213
Rushes-Yards	670-3498	433-1926
Rushing Yards/Game	295.2	175.1
Passes Att./Comp./Int.	92-28-6	273-158-9
Completion Pct.	.304	.579
Passing Yards	389	2323
Passing Yards/Game	35.4	211.2
Total Off. Plays/Yds	762-3636	705-4249
Total Offense/Game	330.5	386.3
Punts-Average	49-36.2	45-33.6
Punt Returns-Avg.	21-9.0	30-10.1
Kickoff Returns-Avg.	44-19.3	41-20.1
Interceptions-Yards	9-56	6-54
Fumbles-Lost	21-13	21-7
Penalties-Yards	36-278	46-359
3rd Down Conversions	63-163	69-147
3rd Down Conversion Pct.	.390	.470
4th Down Conversions	18-30	7-16
4th Down Conversion Pct.	.600	.440
Avg. Time of Possession	32:27	27:33

## NOTING THE CADETS

- ★ Army will be playing its first season as a member of Conference USA this fall. The Cadets will be playing their first-ever conference game in 109 years of football, when they host Cincinnati on Sept. 19.
- ★ Halfback Bobby Williams enters his senior season ranked in the top 30 of the school's all-time rushing list. He ranks 29th with 1,142 yards.
- ★ The Black Knights finished fifth in the nation in rushing last season with an average of 295.2 yards per game. Twice in the past five seasons (1996 and 1993) Army has led the nation in rushing.
- ★ The 99th annual Army-Navy game returns to Veterans Stadium in Philadelphia on December 5 after being played at Giants Stadium in East Rutherford, N.J. last season. The game has been played in Philadelphia for all but four years since 1945. Army leads the all-time series 47-44-7.

## 1997 INDIVIDUAL LEADERS

Rushing	Att.	Yds.	Avg.	TD	Long
Johnny Goff	173	698	4.0	4	41
Joe Hewitt	123	577	4.7	4	43
Ty Amey	111	534	4.8	6	18
Bobby Williams	85	475	5.6	2	37
Rob Lalumondier	72	379	5.3	4	36
TOTALS	670	3247	4.8	24	56

Passing	Att.	Comp	Pct.	INT	Yards	TD
Johnny Goff	86	27	31.4	5	384	1
Adam Thompson	5	1	20.0	1	5	0
TOTALS	92	28	30.4	6	389	1

Receiving	Rec	Yds.	Avg.	TD
Brad Miller	8	90	11.3	0
Rod Richardson	6	129	21.5	1
Grady Jett	6	47	7.8	0
TOTALS	28	389	13.9	1

Scoring	Made-Att.	Pct.	Long
Eric Olsen	12-15	.800	40

Punting	No.	Yards	Avg.	In 20	Long
Scot Lord	49	2075	42.3	12	62

Kickoff Returns	No.	Yards	Avg.	TDS	Long
Rod Richardson	22	554	25.2	0	64
Brendan Rooney	6	72	12.0	0	18
TOTALS	44	850	19.3	0	64

Punt Returns	No.	Yds.	Avg.	TDs	Long
Hunter Hill	12	67	5.6	0	14
Brad Miller	6	34	5.7	0	10
TOTALS	21	189	9.0	2	27

Tackles	Solos	Ast	Total
Scott Sprawls	64	41	105
Joe Sachitano	55	26	81
Robert Brown	37	25	62
K.D. Rowland	33	21	54
David Hageman	31	19	50
TOTALS	499	336	835

Interceptions	No.	Yds.	Avg.	TD
J.D. Rowland	2	34	17.0	0
Robert Brown	2	22	11.0	0
TOTALS	9	56	6.2	0



## 1998\* DEPTH CHART

## 1998 ROSTER

(Returning starters in bold)

### LETTERMEN

Returning/Lost: 49/27

### STARTERS

Offensive Returning/Lost: 5/6

Defensive Returning/Lost: 4/7

Special Teams Returning/Lost: 2/0

### OFFENSE

SE **Rod Richardson**, Grady Jett, Birian Jacobs

LT **Neil Ravitz**, Jonathan Karpuk,  
Randy Overstreet

LG Nate Allard, Rashidi Hodari,  
Brian Demcher

C Michael Guzman, Mark Prehar, Tony Caracio

RG George McIngvale, Josh Gonzalez, Eric Lundy

RT Brian Connolly, Jason Posey, Brian Brinson

TE Shaun Castillo, Joe Benson, Andy Knight

QB **Johnny Goff**, Joey Gerena, Joe Ceasar

HB Reno Ferri, **Rob Lalumondier**, Adam Spencer

HB **Bobby Williams**, Brandan Rooney,  
Chris Vegas

FB Ty Amey, Craig Stucker, Mike Wallace

### DEFENSE

DE **David Hageman**, Brian King, Zachary Hurst

DT Joe Stanyer, Brian Kavanagh, Mike Larkin

NG Scott Kozak, William Thiele, Jermaine Bullock

DE Ron Sporer, Clint Holmes, Jeff Bradley

KGT Chad Suitonu, Marcus Jackson, Tom Goettke

ILB Adisa King, Nate Hunterton, David McCracken

ILB Lyle Weaver, Will Henderson, Brandon Kelley

CB **Jamar Mullen**, Andrew Burke,  
Rob Newbauer

CB **Tony Coaxum**, Scott Williams, Imani Dupree

SS Derick McNally, Tim Gatlin, Jason Walker

FS **Kenny Dale Rowland**, Clay Daniels,  
Derrick Goodwin

### SPECIALISTS

K **Eric Olsen**, Matt Parker,  
Brendan Mullen

P **Graham White**, Jim Bean

### KEY LOSSES

C Jeff Enck

LG Jeremy Chapman


DE Nathan Smith

KGT Mike Coerper


ILB Joe Sachitano

NO.	NAME	POS.	HT.	WT.	YR.	HOMETOWN/HS, JC or COLLEGE
5	Travis Ahner	So.	DB	5-10	165	Helena, Mont./Capital
78	Nate Allard	Sr.	OG	6-3	288	Franklin, Mass./Franklin (USMAPS)
45	Ty Amey	Sr.	FB	5-11	218	Lynwood, Calif./Pius X (USMAPS)
86	Marc Angle	Sr.	SE	5-10	182	Youngstown, Ohio/Ursuline
93	James Bean	Jr.	P	6-2	215	Upland, Calif./Damien (USMAPS)
87	Trip Bellard	Sr.	SE	6-0	202	Bedford, Texas/Bell
83	Joe Benson	Sr.	TE	6-5	251	Evansville, Wis./Evansville
87	Dwayne Bernal	So.	NG	6-0	246	New Orleans, La./McDonogh
91	Morrison Borders	So.	SE	5-11	192	Ypsilanti, Mich./Huron (USMAPS)
13	Bryan Bowdish	So.	SE	5-11	187	Lancaster, Ohio/Lancaster
67	Jeff Bradley	Jr.	DE	6-2	223	Londonderry, N.H./Londonderry
61	Brian Brinson	Jr.	OT	6-4	245	Killeen, Texas/Ellison
47	Ryan Buckner	So.	FB	6-0	217	Leesville, La./Leesville
72	Jermaine Bullock	So.	NG	6-1	265	Portsmouth, Va./Norcom (USMAPS)
85	Josh Bundt	Jr.	DE	6-2	227	Glidden, Iowa/Glidden-Ralston
22	Andrew Burke	So.	DB	5-8	170	Plantation, Fla./Plantation
55	Brandon Calhoun	So.	LS-C	6-2	240	Yorktown, Va./Tabb
2	Adrian Cannady	So.	DB	5-10	182	Victoria, Texas/Victoria
29	Matt Capobianco	Jr.	HB	5-10	197	Allentown, Pa./Valley Forge Mil. Acad.
51	Tony Caracio	So.	C-LS	6-2	260	Allentown, Pa./Allentown Cen. Cath. (USMAPS)
20	Vaughn Carpenter	Jr.	HB	5-8	178	Killeen, Texas/Killeen
84	Shaun Castillo	Jr.	TE	6-3	230	Willis, Texas/Willis
22	Rob Cathey	So.	HB	6-1	187	Winston-Salem, N.C./Ledford (USMAPS)
5	Joe Ceasar	So.	QB	6-3	195	Houston, Texas/Eisenhower
68	Matt Childers	Jr.	C-LS	6-3	252	LaPorte, Texas/LaPorte
4	Bo Clift	So.	SE	6-0	188	Brentwood, Tenn./Brentwood Acad.
17	Tony Coaxum	Jr.	DB	5-10	190	North Charleston, S.C./Stall (USMAPS)
63	Matt Cole	So.	DE	6-2	233	N. Smyrna Bch. Fla./N. Smyrna Bch. (USMAPS)
75	Brian Connolly	Sr.	OT	6-5	280	Peabody, Mass./St. John's Prep (USMAPS)
91	Melvin Crittle	So.	KGT	6-0	237	Ellenwood, Ga./Henderson (USMAPS)
10	Colin Cunningham	Sr.	QB	6-1	186	Oakton, Va./Oakton (USMAPS)
23	Clay Daniels	Jr.	DB	5-10	195	Leawood, Kan./Blue Valley North
53	Brian Demcher	Jr.	OG	6-2	276	Minersville, Pa./Minersville
64	Tom Duggan	Jr.	ILB	6-0	213	Phoenix, Ariz./Shadow Mountain
33	Imani Dupree	So.	DB	5-11	174	Seattle, Wash./Kentridge
44	Reno Ferri	Jr.	HB	5-11	210	Youngstown, Ohio/Cardinal Mooney
62	Greg Gallup	So.	ILB	6-2	216	Agoura, Calif./Thousand Oaks (USMAPS)
34	Markus Garza	Jr.	HB	5-9	189	Orange, Calif./Orange
25	Tim Gatlin	Sr.	DB	5-11	190	Houston, Texas/St. Thomas
19	Joe Gerena	So.	QB	6-1	192	Valrico, Fla./Armwood
77	Alfred Giles	So.	DT	6-1	234	Fountain Valley, Calif./Fountain Valley
93	Tom Goettke	Jr.	KGT	6-0	223	Cincinnati, Ohio/Elder
9	Johnny Goff	Sr.	QB	6-2	192	Missouri City, Texas/Willowridge
76	Josh Gonzalez	So.	OG	6-2	276	Corpus Christi, Texas/Moody (USMAPS)
37	Derrick Goodwin	So.	DB	6-1	193	San Diego, Calif./Lincoln Prep
37	Tory Green	So.	FB	6-0	210	Wilmington, Del./Brandywine
52	Michael Guzman	Sr.	C	6-1	275	Houston, Texas/Eisenhower
81	David Hageman	Jr.	DE	6-2	248	Phoenix, Ariz./Brophy Jesuit Prep
46	Jason Hawsey	So.	ILB	6-0	220	Tampa, Fla./Armwood
43	Will Henderson	Jr.	ILB	6-2	211	Grand Rapids, Mich./Ottawa Hills
23	A.J. Hensel	So.	HB	6-0	180	Marion, Ohio/River Valley
7	Hunter Hill	Jr.	SE	5-8	175	Atlanta, Ga./Westminster Schools
74	Rashidi Hodari	Sr.	OG	6-3	270	Columbus, Ohio/Bishop Watterson
18	Brandon Holden	Jr.	DB	5-7	172	Baton Rouge, La./Catholic
79	Clint Holmes	Jr.	DE	6-3	235	Rosenberg, Texas/Ben Franklin (USMAPS)
42	Joel Hudley	So.	FB	6-1	223	West Point, N.Y./James I. O'Neill
55	Nate Hunterton	Jr.	ILB	6-0	216	Las Vegas, Nev./Bishop Gorman
86	Zachary Hurst	So.	DE	6-3	238	Atlanta, Ga./Marist School


95	Marcus Jackson	Jr.	KGT	6-1	235	Beaumont, Texas/West Brook
3	Birian Jacobs	Sr.	SE	5-8	173	Merritt Island, Fla./Merritt Island
96	Grady Jett	Jr.	SE	6-0	185	Deer Park, Texas/Deer Park
29	John Johnson	Jr.	HB	5-11	197	Wyoming, Ohio/Wyoming (USMAPS)
30	Perry Johnson	So.	DB	5-11	187	Sugarland, Texas/Elkins
60	Jon Karpuk	So.	OT	6-5	260	Sioux City, Iowa/Heelan
82	Mark Kashenbach	So.	TE	6-2	220	Dallas, Pa./Dallas
92	Brian Kavanagh	Jr.	DT	6-2	257	Simi Valley, Calif./Simi Valley (USMAPS)
56	Brandon Kelley	Jr.	ILB	6-1	213	Columbia, S.C./Richland Northeast
48	Adisa King	Jr.	ILB	6-3	225	Jackson, Miss./St. Andrew's Episcopal (USMAPS)
58	Brian King	Sr.	DE-DT	6-2	250	Petersburg, Va./Petersburg (USMAPS)
85	Harry Kirias	So.	TE	6-1	221	Dunmore, Pa./Dunmore (USMAPS)
94	Andy Knight	Sr.	TE	6-4	225	Ann Arbor, Mich./Huron
42	Kevin Koger	Jr.	DE	6-1	238	Franklin, N.J./Walkkill Valley
70	Scott Kozak	Jr.	NG	6-3	261	Orland Park, Ill./Carl Sandburg
40	Rob Lalumondier	Sr.	HB	6-0	200	Chillicothe, Ohio/Southeastern
90	Jacob Landes	So.	TE-LS	6-2	208	Rosenberg, Texas/Lamar Consolidated
82	Mike Larkin	So.	DT	6-4	242	Red Bank, N.J./Monsignor Donovan
97	Chris Luke	So.	SE	6-2	193	Coral Springs, Fla./St. Aquinas (USMAPS)
62	Eric Lundy	So.	OG	6-2	240	Binghamton, N.Y./Binghamton
59	David McCracken	So.	ILB	6-1	230	North Brunswick, N.J./North Brunswick
54	George McIngvale	Sr.	OG	6-2	280	Houston, Texas/Memorial (USMAPS)
4	Derick McNally	So.	DB	6-0	191	Los Angeles, Calif./Beverly Hills (USMAPS)
69	Randy Mitchell	So.	NG	5-9	218	Macon, Ga./Stratford Academy (USMAPS)
31	Todd Mitchell	Sr.	HB	6-1	191	New Braunfels, Texas/Canyon (USMAPS)
11	Brendan Mullen	So.	K	5-8	177	South Bend, Ind./John Adams (USMAPS)
28	Jamar Mullen	Sr.	DB	6-0	180	Shadyside, Md./Southern (USMAPS)
16	Rob Newbauer	Jr.	DB	5-11	180	Allegan, Mich./Allegan
30	Jimmy O'Boyle	Sr.	HB	5-10	175	Greenville, Ill./Greenville
14	Eric Olsen	Sr.	K	5-10	192	Ft. Lauderdale, Fla./Cardinal Gibbons
73	Randy Overstreet	Jr.	OG	6-3	280	Doylestown, Pa./Central Bucks West
8	Matt Parker	Jr.	K	6-2	173	Snyder, Texas/Snyder
72	Geoffrey Pickett	So.	OT	6-3	254	Arlington, Texas/Sam Houston (USMAPS)
63	Jason Posey	Sr.	OT	6-3	271	Franklinton, La./Franklinton (USMAPS)
65	Mark Prehar	Jr.	C	6-3	272	Killeen, Texas/Killeen
71	Neil Ravitz	Sr.	OT	6-3	270	Schuykill Haven, Pa./Blue Mountain
1	Rod Richardson	Sr.	SE	5-8	166	Portsmouth, Va./Norcom
88	Andy Riise	So.	KGT	6-2	220	Oakdale, Calif./Oakdale (USMAPS)
46	Walter Rittger	Jr.	FB	5-10	210	Glen Gardner, N.J./Voorhees
26	Brandan Rooney	Jr.	HB	5-9	189	Lake Havasu City, Ariz./Lake Havasu (USMAPS)
39	Kenny Dale Rowland	Sr.	DB	6-3	198	Poplar Bluff, Mo./Poplar Bluff (USMAPS)
11	Ryan Smith	Jr.	QB	6-4	200	Scottsdale, Ariz./Saguaro
21	Adam Spencer	So.	HB	5-10	191	Morristown, N.J./Morristown
33	Clay Spicer	So.	HB	5-10	180	Sachse, Texas/Garland (USMAPS)
90	Ron Sporer	So.	DE	6-1	236	Honesdale, Pa./Honesdale (USMAPS)
99	Joe Stanyer	Sr.	DT	6-3	263	Southlake, Texas/Southlake Carroll (USMAPS)
36	Craig Stucker	Sr.	FB	5-11	214	Lafayette, Ind./McCutcheon
89	Chad Suitonu	Sr.	KGT	6-1	238	Sand Diego, Calif./Crawford (USMAPS)
97	William Thiele	Sr.	NG	6-0	247	St. Francis, Wis./St. Francis
18	John Thurman	Jr.	QB	6-0	215	Midland, Texas/Robert E. Lee
80	Frank Toney	Sr.	SE	6-1	186	Fitchburg, Mass./St. Bernards
27	Chris Vegas	Jr.	HB	6-0	200	Douglasville, Ga./Douglas County
16	Nick Verska	So.	QB	5-9	173	Ann Arbor, Mich./Huron
38	Jason Walker	Sr.	DB	5-11	204	Powder Springs, Ga./McEachern (USMAPS)
32	Michael Wallace	So.	FB	6-1	218	San Antonio, Texas/Robert E. Lee
66	Jesse Waters	So.	ILB	6-1	218	Goldsmith, Texas/Odessa
64	Keith Watrob	So.	OG	6-3	280	Strongsville, Ohio/Strongsville
6	Lyle Weaver	So.	ILB	6-0	216	Decatur, Ga./Columbia (USMAPS)
13	Graham White	Jr.	P	5-10	186	Alpharetta, Ga./Chattahoochee
50	Rich Whittington	Sr.	LS	6-3	226	Pineville, La./Pineville
98	Chris Wilkinson	Sr.	SE	5-10	187	Arlington, Va./Bishop O'Connell
49	Bobby Williams	Sr.	HB	6-1	201	Kinston, N.C./Kinston (USMAPS)
88	Gary Williams	Jr.	SE	6-1	191	Paterson, N.J./Eastside
47	Scott Williams	Sr.	DB	5-10	166	Anaheim Hills, Calif./Diamond Bar
61	Marsay Winder	So.	ILB	6-1	200	Hampton, Va./Bethel
57	Matt Work	Jr.	ILB	5-10	237	Watsonville, Calif./Watsonville (USMAPS)



**Kenny Dale Rowland**



**Ty Amey**



**Bobby Williams**

# Army Year-by-Year

Year	Coach	Overall	C-USA	Bowl	Year	Coach	Overall	C-USA	Bowl
1997	Bob Sutton	4-7-0			1935	Gar Davidson	6-2-1		
1996	Bob Sutton	10-2-0		Independence	1934	Gar Davidson	7-3-0		
1995	Bob Sutton	5-5-1			1933	Gar Davidson	9-1-0		
1994	Bob Sutton	4-7-0			1932	Ralph Sasse	8-2-0		
1993	Bob Sutton	6-5-0			1931	Ralph Sasse	6-2-1		
1992	Bob Sutton	5-6-0			1930	Ralph Sasse	9-1-1		
1991	Bob Sutton	4-7-0			1929	Biff Jones	6-4-1		
1990	Jim Young	6-5-0			1928	Biff Jones	8-2-0		
1989	Jim Young	6-5-0			1927	Biff Jones	9-1-0		
1988	Jim Young	9-3-0		Sun	1926	Biff Jones	7-1-1		
1987	Jim Young	5-6-0			1925	John McEwan	7-2-0		
1986	Jim Young	6-5-0			1924	John McEwan	5-1-2		
1985	Jim Young	9-3-1		Peach	1923	John McEwan	6-2-1		
1984	Jim Young	8-3-1		Cherry	1922	Charles Daly	8-0-2		
1983	Jim Young	2-9-0			1921	Charles Daly	6-4-0		
1982	Ed Cavanaugh	4-7-0			1920	Charles Daly	7-2-0		
1981	Ed Cavanaugh	3-7-1			1919	Charles Daly	6-3-0		
1980	Ed Cavanaugh	3-7-1			1918	Hugh Mitchell	1-0-0		
1979	Lou Saban	2-8-1			1917	Geoffrey Keyes	7-1-0		
1978	Homer Smith	4-6-1			1916	Charles Daly	9-0-0		
1977	Homer Smith	7-4-0			1915	Charles Daly	5-3-1		
1976	Homer Smith	5-6-0			1914	Charles Daly	9-0-0		
1975	Homer Smith	2-9-0			1913	Charles Daly	8-1-0		
1974	Homer Smith	3-8-0			1912	Ernest Graves	5-3-0		
1973	Tom Cahill	0-10-0			1911	Joseph Beacham	6-1-1		
1972	Tom Cahill	6-4-0			1910	Harry Nelly	6-2-0		
1971	Tom Cahill	6-4-0			1909	Harry Nelly	3-2-0		
1970	Tom Cahill	1-9-1			1908	Harry Nelly	6-1-2		
1969	Tom Cahill	4-5-1			1907	Henry Smither	6-2-1		
1968	Tom Cahill	7-3-0			1906	Henry Smither	3-5-1		
1967	Tom Cahill	8-2-0			1905	Robert Boyers	4-4-1		
1966	Tom Cahill	8-2-0			1904	Robert Boyers	7-2-0		
1965	Paul Dietzel	4-5-1			1903	Edward King	6-2-1		
1964	Paul Dietzel	4-6-0			1902	Dennis Nolan	6-1-1		
1963	Paul Dietzel	7-3-0			1901	Leon Kromer	5-1-2		
1962	Paul Dietzel	6-4-0			1900	Herman Koehler	7-3-1		
1961	Dale Hall	6-4-0			1899	Herman Koehler	4-5-0		
1960	Dale Hall	6-3-1			1898	Herman Koehler	3-2-1		
1959	Dale Hall	4-4-1			1896	Herman Koehler	3-2-1		
1958	Earl Blaik	8-0-1			1895	George Dyer	5-2-0		
1957	Earl Blaik	7-2-0			1894	Harmon Graves	3-2-0		
1956	Earl Blaik	5-3-1			1893	Harmon Graves	4-5-0		
1955	Earl Blaik	6-3-0			1892	Dennis Michie	3-1-1		
1954	Earl Blaik	7-2-0			1891	Dr. Harry Williams	4-1-1		
1953	Earl Blaik	7-1-1			1890	Dennis Michie	0-1-0		
1952	Earl Blaik	4-4-1							
1951	Earl Blaik	2-7-0							
1950	Earl Blaik	8-1-0							
1949	Earl Blaik	9-0-0							
1948	Earl Blaik	8-0-1							
1947	Earl Blaik	5-2-2							
1946	Earl Blaik	9-0-1							
1945	Earl Blaik	9-0-0							
1944	Earl Blaik	9-0-0							
1943	Earl Blaik	7-2-1							
1942	Earl Blaik	6-3-0							
1941	Earl Blaik	5-3-1							
1940	William Wood	1-7-1							
1939	William Wood	3-4-2							
1938	William Wood	8-2-0							
1937	Gar Davidson	7-2-0							
1936	Gar Davidson	6-3-0							

## BOWL RESULTS (2-2)

Bowl	Opponent	Result	Year
Independence	Auburn	L 29-32	1996
Sun	Alabama	L 28-29	1988
Peach	Illinois	W 31-29	1985
Cherry	Michigan State	W 10-6	1984

# Army School Records



## INDIVIDUAL

### GAME

Total Offense	378	Leamon Hall vs. North Carolina .Sept. 25, 1976
Yards Rushing	253	Charlie Jarvis vs. Boston College .Nov. 9, 1968
Rushing Attempts	40	Lynn Moore vs. Navy . . . . .Nov. 29, 1969
	40	Gerald Walker vs. Harvard . . . . .Oct. 3, 1981
Yards Passing	385	Leamon Hall vs. North Carolina .Sept. 25, 1976
Pass Attempts	55	Leamon Hall vs. North Carolina .Sept. 25, 1976
Pass Completions	28	Leamon Hall vs. North Carolina .Sept. 25, 1976
Yards Receiving	186	Mike Fahnestock vs. Lehigh . . . . .Oct. 11, 1980
Receptions	13	Joe Albano vs. Syracuse . . . . .Nov. 7, 1970

### SEASON

Total Offense	2,121	Leamon Hall . . . . .1976
Yards Rushing	1,338	Mike Mayweather . . . . .1990
Rushing Attempts	274	Mike Mayweather . . . . .1990
Yards Passing	2,174	Leamon Hall . . . . .1976
Pass Attempts	344	Leamon Hall . . . . .1976
Pass Completions	162	Leamon Hall . . . . .1976
Yards Receiving	937	Mike Fahnestock . . . . .1980
Receptions	54	Joe Albano . . . . .1970
Touchdown Catches	7	Mike Fahnestock . . . . .1980
Interceptions	8	Arnold Tucker, 1946, Jim Bevans, 1967, Jim McCall, 1968
Points	125	Elmer Oliphant . . . . .1917

### CAREER

Total Offense	5,524	Leamon Hall . . . . .1974-77
Yards Rushing	2,313	Tory Crawford . . . . .1984-87
Rushing Attempts	853	Mike Mayweather . . . . .1987-90
Yards Passing	5,502	Leamon Hall . . . . .1974-77
Pass Attempts	878	Leamon Hall . . . . .1974-77
Pass Completions	426	Leamon Hall . . . . .1974-77
Yards Receiving	2,279	Clennie Brundidge . . . . .1975-78
Receptions	147	Clennie Brundidge . . . . .1975-78
Touchdown Catches	14	Glenn Davis . . . . .1943-46
	14	Clennie Brundidge . . . . .1975-78
Interceptions	14	Glenn Davis . . . . .1943-46
Points	354	Glenn Davis . . . . .1943-46

## TEAM

### GAME

Points	90	vs. Bowdoin . . . . .Nov. 13, 1920
Total Offense	679	vs. Montana . . . . .Nov. 16, 1984
Yards Rushing	631	vs. Colgate . . . . .Nov. 18, 1989
Yards Passing	385	vs. North Carolina . . . . .Sept. 25, 1976
First Downs	36	vs. Montana . . . . .Nov. 16, 1984
Total Defense	12	vs. Villanova . . . . .Nov. 3, 1945
Rushing Defense	-38	vs. Villanova . . . . .Nov. 4, 1944
Passing Defense	-9	vs. Duke . . . . .Oct. 16, 1954

### SEASON

Points	504	1944
Total Offense	4,954	1996
Yards Rushing	3,815	1988
Yards Passing	2,206	1976
First Downs	252	1996
Total Defense	857	1934
Rushing Defense	518	1944
Passing Defense	327	1934



Jamar Mullen



Johnny Goff



# Army Primary Media

## NEWSPAPERS

Richard Rosenblatt  
The Associated Press  
50 Rockefeller Plaza  
New York, NY 10020  
Phone: 800/622-1630  
FAX: 212/621-1639

Genaro Armas  
Associated Press  
645 Albany Shaker Road  
Ablany, NY 12211  
Phone: 518/458-782x  
FAX: 518/438-2xxx

Jack Cavanaugh, Bill  
Wallace  
The New York Times  
229 W. 43rd Street  
New York, NY 10036  
Phone:  
FAX:

Kevin Witt/Kevin Gleason  
Times Herald-Record  
40 Mulberry St.  
Middletown, NY 10940  
Phone: 914/343-2181  
FAX: 914/342-6024

Mark Leary  
Gannett Suburban  
Newspapers  
1 Gannett Dr.  
White Plains, NY 10604  
Phone: 914/696-8888  
FAX: 914/696-8118

Jon Ferro  
Poughkeepsie Journal  
85 Civic Center Plaza  
Poughkeepsie, NY 12602  
Phone: 914/437-4851  
FAX: 914/437-4879

Kevin Czerwinski  
The Record  
150 River St.  
Hackensack, NJ 07601  
Phone: 201/646-4430  
FAX: 201/646-4428

Paul Burton  
Daily Freeman  
79 Hurley Ave.  
Kingston, NY 12401  
Phone: 914/331-5000  
FAX: 914/331-3557

Harvey Zucker  
Jersey Journal  
30 Journal Square  
Jersey City, NJ 07306  
Phone: 201/653-1000  
FAX: 201/653-1414

Barry Werner  
New York Daily News  
450 West 33rd St.  
New York, NY 10001  
Phone: 212/210-1670  
FAX: 212/643-7845

Greg Gallo  
New York Post  
1211 6th Ave.  
New York, NY 10036  
Phone: 212/930-8700  
FAX: 212/930-8727

Jim Fox  
Pointer View  
U.S. Military Academy  
Bldg. 600  
West Point, NY 10996  
Phone: 914/938-2015  
FAX: 914/938-6035

News of the Highlands  
Main St.  
Highland Falls, NY 10928  
Phone: 914/446-4519  
FAX: 914/446-0532

Ken Kostik  
North County News  
1520 Front St.  
Yorktown, NY 10598  
Phone: 914/962-4748  
FAX: 914/962-6763

George D'Alessandro  
Peekskill Herald  
P.O. Box 2250  
Peekskill, NY 10566  
Phone: 914/737-7747  
FAX: 914/737-4690

Skip Pearlman  
Putnam County Courier  
P.O. Box 220  
Carmel, NY 10512  
Phone: 914/226-1145  
FAX: 914/225-1914

## RADIO PLAY BY PLAY

Bob Outer (play-by-play);  
Dean Darling (color  
analyst); Joe  
Daily (tailgate host)  
Army Radio Network  
TALK 1260 WBNR-Radio  
475 South Ave.  
Beacon, NY 12508  
Phone: 914/831-8000  
FAX: 914/838-2329

## RADIO

Jack George  
WALL-Radio  
One Broadcast Plaza  
Middletown, NY 10940  
Phone: 914/343-7400  
FAX: 914/343-1201

Ed Ingles  
WCBS-Radio  
51 West 52nd St.  
New York, NY 10019  
Phone: 212/975-2127  
FAX: 212/397-7811

WFAN-Radio  
34-12 36th St.  
Astoria, NY 11106  
Phone: 718/706-7650  
FAX: 718/706-6481

Matt Gribbin  
WGNV-Radio  
P.O. Box 2307  
Newburgh, NY 12550  
Phone: 914/561-2131  
FAX: 914/561-2138

Gerry Desmond  
WHUD/WLNA-Radio  
P.O. Box 188  
Peekskill, NY 10566  
Phone: 914/737-1124  
FAX: 914/737-0441

Rich Flaherty/Dan Gorham  
WKIP-Radio  
12 Tucker Drive  
Poughkeepsie, NY 12603  
Phone: 914/471-2300  
FAX: 914/471-2683

Chuck Martin  
WVOS-Radio  
P.O. Box 150  
Liberty, NY 12754  
Phone: 914/292-5533  
FAX: 914/292-5534

Joe Cyr  
WKDT-Radio  
U.S. Military Academy  
Bldg. 600  
West Point, NY 10996  
Phone: 914/938-4567  
FAX: 914/446-5754

## TELEVISION

Bill Daughtry  
Madison Square Garden  
Network  
4 Penn Plaza, New York,  
NY 10001  
Phone: 212/465-5955  
FAX: 212/465-5944

Greg Frith  
NewsCenter 6  
P.O. Box 889  
Wappingers Falls, NY  
12590  
Phone: 914/297-4211  
FAX: 914/297-3262

Time Warner/Cable 6  
P.O. Box 887  
Middletown, NY 10940  
Phone: 914/692-6781  
FAX: 914/692-0778

Scott Clark  
WABC-TV  
7 Lincoln Square  
New York, NY 10023  
Phone: 212/456-7777  
FAX: 212/456-2795

Warner Wolf  
WCBS-TV  
524 West 57th St.  
New York, NY 10018  
Phone: 212/975-1741  
FAX: 212/975-6329

Len Berman  
WNBC-TV  
30 Rockefeller Plaza  
New York, NY 10020  
Phone: 212/664-5313  
FAX: 212/459-1312

Curt Menefee  
WNYW-TV  
205 East 67th St.  
New York, NY 10021  
Phone: 212/452-5555  
FAX: 212/249-1182

Sal Marchiano  
WPIX-TV  
220 East 42nd St.  
New York, NY 10017  
Phone: 212/210-2421  
FAX: 212/210-2591

Kevin Connors  
WRNN-TV  
P.O. Box 1609  
Kingston, NY 12401  
Phone: 914/339-6397  
FAX: 914/339-6210



# Cincinnati



## QUICK FACTS

Location: Cincinnati, Ohio  
 Founded: 1819  
 Enrollment: 35,000  
 Nickname: Bearcats  
 Colors: Red and Black  
 Stadium: Nippert Stadium (35,000)  
 President: Dr. Joseph A. Steger  
 Faculty Athletics Rep.: Dr. Nancy Hamant  
 Athletic Director: Bob Goin  
 Senior Woman Adm.: TBA  
 Head Coach: Rick Minter



**Rick Minter**  
 Head Coach

## SPORTS INFORMATION

Associate SID/Football Contact: Brian McCann  
 Office Phone: 513/556-5191  
 Home Phone: 513/481-5002  
 Fax: 513/556-0619  
 E-mail: brian.mccann@uc.edu  
 Website: www.uc.edu/www/bearcats  
 Press Box Phone: 513/556-1010

## FOOTBALL FACTS

Basic Offense: ..... Pro Set  
 Basic Defense: ..... 4-3 Multiple  
 Lettermen Returning/Lost: ..... 35/18  
 Starters Returning: ..... 12  
 Offense ..... 6  
 Defense ..... 6  
 Specialists ..... 0  
 1997 Record: ..... 8-4  
 Postseason: ..... Humanitarian Bowl  
 All-Time Record: ..... 464-477-51 (.493)  
 Bowl Appearances: ..... 4  
 Bowl Record: ..... 3-1-0  
 Last Appearance: .1997, Humanitarian Bowl



*Nippert Stadium (35,000)*



**Dr. Joseph A. Steger**  
 President



**Bob Goin**  
 Athletic Director



**Brian McCann**  
 Football SID

*Bearcats*



# Cincinnati

## 1998 SCHEDULE

### September

5	<b>TULANE</b>	7:00p
12	MIAMI (FLA.)	3:30p
19	<b>at Army</b>	Noon
26	INDIANA	7:00p

### October

3	<b>at Louisville</b>	2:00p
10	at Syracuse	6:00p
17	<b>at Memphis</b>	8:00p
24	MIAMI (OHIO)	2:00p

### November

7	<b>EAST CAROLINA</b>	3:30p
14	<b>HOUSTON</b>	3:30p
21	at Arkansas State	2:00p

All times Eastern and subject to change.  
*Conference games in bold italics.*



## RICK MINTER

Hometown: Texarkana, Texas  
 Alma Mater: Henderson State '78  
 Born: October 4, 1954

### Coaching Experience

1994-	Cincinnati	Head Coach - 22-22-1 (.500) 4 seasons
1992-93	Notre Dame	Def. Coordinator/Inside Linebackers
1985-91	Ball State	Asst. Head Coach/Def. Coordinator/Linebackers
1984	New Mexico St.	Linebackers
1980-82	North Carolina St.	Defensive Ends/Academic Coordinator
1979	Louisiana Tech	Defensive Ends/Recruiting Coordinator
1978	Arkansas	Assistant Linebackers Coach
1977	Henderson St.	Graduate Assistant

Career Head Coaching Record: 22-22-1 (.500) - 4 seasons

### Coaching Staff

Assistant Head Coach/Wide Receivers	Joe Daniels (Slippery Rock '64)
Offensive Coordinator/Quarterbacks	Greg Seamon (Marian '77)
Defensive Coordinator	Kim Dameron (Arkansas '83)
Defensive Line	Greg Karpinsky (Akron '88)
Running Backs	Greg Hudson (Notre Dame '90)
Defensive Backs	Joker Phillips (Kentucky '86)
Tight Ends	Jeff Filkovski (Allegheny '91)
Linebackers/Special Teams	Don Martindale (Defiance '88)
Offensive Line	Larry Zierlein (Fort Hays State '71)

## 1997 RESULTS

A28	TULSA	W	34-24	1-0
S6	at Tulane	L	17-31	1-1
S20	KANSAS	W	34-7	2-1
S27	at Boston College	W	24-6	3-1
O4	MEMPHIS	W	20-17	4-1
O11	UAB	W	33-29	5-1
O18	at Houston	L	38-41 (2OT)5-2	
O25	at Miami (Ohio)	W	34-31 (OT) 6-2	
N1	(24) SOUTHERN MISS	L	17-24	6-3
N8	LOUISVILLE	W	28-9	7-3
N13	at East Carolina	L	7-14	7-4
D29	*vs. Utah State	W	35-19	8-4

\*at Humanitarian Bowl (Boise, Idaho)



## KEY DATES

**Veterans Report:** August 13

**Freshmen Report:** August 10

**Media Day:** August 13

**Fall Classes Begin:** September 23

Football Office Phone: 513/556-5986 Fax: 513/556-9009

## 1997 TEAM STATISTICS

Category	UC	Opponents
First Downs	189	198
Rushes-Yards	593-2371	337-1208
Rushing Yards/Game	215.5	83.7
Passes Att./Comp./Int.	201-92-13	432-222-12
Completion Pct.	.458	.514
Passing Yards	1262	2763
Passing Yards/Game	114.7	251.2
Total Off. Plays/Yds	794-3633	769-3684
Total Offense/Game	330.3	334.9
Punts-Average	67-40.5	67-41.2
Punt Returns-Avg.	40-14.6	29-10.2
Kickoff Returns-Avg.	41-21.4	35-18.3
Interceptions-Yards	12-141	13-110
Fumbles-Lost	25-13	27-18
Penalties-Yards	76-637	63-470
3rd Down Conversions	66-176	61-173
3rd Down Conversion Pct.	.375	.353
4th Down Conversions	9-18	6-16
4th Down Conversion Pct.	.500	.375
Avg. Time of Possession	32:54	27:06

## NOTING THE BEARCATS

- ★ Cincinnati will be seeking its fourth consecutive winning season in 1998. The last time the Bearcats posted four straight winning campaigns was 1954, when UC completed its sixth straight winning season.
- ★ Last season, the Bearcats made their first bowl appearance since 1950, posting a 35-19 win over Big West champion Utah State in the inaugural Humanitarian Bowl in Boise, Idaho.
- ★ Senior Tinker Keck was selected as Conference USA's Special Teams Player of the Year and was a first team All-C-USA selection as a defensive back and a punt returner. He tied NCAA records for punt return touchdowns in a game (2 vs. Louisville) and season (4), returning 38 punts for a 15.2 yard average. He led the squad with four interceptions and finished fourth in tackles with 73.
- ★ Senior LB Hassan Champion has recorded more than 100 tackles in each of the last two seasons, making 110 stops (50 solo) last year.

## 1997 INDIVIDUAL LEADERS

Rushing	Att.	Yds.	Avg.	TD	Long
Robert Cooper	137	611	4.5	4	47
Chad Plummer	149	606	4.1	7	61
Daryl Royal	148	503	3.4	3	20
Landon Smith	105	472	4.5	7	53
TOTALS	593	2371	4.0	22	61

Passing	Att.	Comp	Pct.	INT	Yards	TD
Chad Plummer	190	87	45.8	10	1178	6
Deontey Kenner	8	5	62.5	2	84	1
TOTALS	201	92	45.8	13	1262	7

Receiving	Rec	Yds.	Avg.	TD	Long
Cornelius Bonner	27	366	13.6	1	61t
Jason Collins-Baker	17	232	13.6	1	40
Brent Petrus	10	254	25.4	1	56
TOTALS	92	1262	13.7	7	61t

Field Goals	Made-Att.	Pct.	Long
Eric Richards	12-16	.750	50

Punting	No.	Yards	Avg.	In 20	Long
Doug Johnson	66	2700	40.9	18	72
TOTALS	67	2714	40.5	18	72

Kickoff Returns	No.	Yards	Avg.	TDS	Long
Artrell Hawkins	20	489	24.5	0	56
Robert Cooper	10	211	21.1	0	48
TOTALS	41	879	21.4	0	56

Punt Returns	No.	Yds.	Avg.	TDs	Long
Tinker Keck	38	577	15.2	4	78t
TOTALS	39	584	15.0	4	78t

Tackles	Solos	Ast	Total
Brad Jackson	93	75	168
Phillip Curry	83	55	138
Hassan Champion	50	60	110
Tinker Keck	52	21	73
DeJuan Gossett	32	25	57
TOTALS	640	359	999

Interceptions	No.	Yds.	Avg.	TD
Tinker Keck	4	42	10.5	0
Artrell Hawkins	2	38	19.0	1
Shawn Ferguson	2	48	24.0	1
TOTALS	12	141	11.8	2

## 1998 DEPTH CHART

(Returning starters in bold)

### Lettermen

Returning/Lost: 35/18

### Starters

Offensive Returning/Lost: 6/5

Defensive Returning/Lost: 6/5

Special Teams Returning/Lost: 0/2

### Offense

WR **Cornelius Bonner**, Tony Smikle  
 LT **Brian Uhl**, Ted Forrest  
 LG Vince Byrd, Joe Dixon  
 C Doug Rosfeld, Jason Lisek  
 RG **Ken Biggs**, DeWayne Johnston  
 RT Don Scheithe, Sedrick Edwards  
 TE **Josh Anderson**, Ashley Hunt  
 WR **Jason Collins-Baker**, Tim Walker  
 QB Deontey Kenner, **Chad Plummer**  
 FB Eric Beal, Lloyd Garden  
 TB Orlando Smith, Robert Cooper

### Defense

DE David Jackson, Paul Stephens  
 DT Percy Evans, Deron Savage  
 DT **Kevin Ward**, Kenny-Ray Augustus  
 DE Ted Grubb, David Vitovitz  
 OLB **Hassan Champion**, Eddie Johnson  
 MLB Rob Lucas, Kwesi Daniels  
 OLB **DeJuan Gossett**, Greg Hergott  
 CB **Shawn Ferguson**, Jeff Burrow  
 CB Don McKnight, Freddy Smith  
 SS **Eric Harper**, Carlton Sykes  
 FS **Tinker Keck**, Bobby Fuller

### Specialists

K Jason Mammarelli, Joe Judge  
 P Deontey Kenner, Jason Mammarelli

### Key Losses

LT Jason Fabini  
 LG Joel Dolinski  
 RT Pierre Brilliant  
 FB Landon Smith  
 TB Daryl Royal  
 DT John Kobalka  
 DE Derrick Ransom  
 LB Brad Jackson  
 LB Phillip Curry  
 CB Artrell Hawkins  
 K Eric Richards  
 P Doug Johnson



Tinker Keck

## 1998 SPRING SIGNEES

NO	NAME	POS.	HT.	WT.	YR.	HOMETOWN/HS, JC or COLLEGE
24	Danny Adams	DB	5-10	170	Fr.	Miami, Fla./Miami Senior
45	Derrick Adams	LB	6-2	220	Fr.	Solon, Ohio/Solon
14	David Bertucci	QB	6-3	210	Jr.	Modesto, Calif./Modesto JC
95	DeMarcus Billings	DE	6-4	235	Fr.	Atlanta, Ga./Douglass
89	Doug Brandt	TE	6-4	225	Fr.	Loveland, Ohio/Moeller
39	Lewis Carter	DB	6-3	190	Fr.	Columbus, Ohio/Mifflin
69	Cliff Dawson	OL	6-3	255	Fr.	Louisville, Ky./Trinity
72	Kirt Doolin	OL	6-5	290	Fr.	Covington, Ky./Covington Cath.
16	Reuben Dunbar	RB	5-11	175	Fr.	Huber Heights, Ohio/Wayne
43	Willis Edwards	LB	6-1	205	Fr.	Cincinnati, Ohio/Moeller
85	Dante Elliott	TE	6-3	225	Fr.	Cincinnati, Ohio/Walnut Hills
67	Josh Gardner	OL	6-5	225	Fr.	Cincinnati, Ohio/Moeller
38	Joe Harrison	RB	6-2	225	Fr.	Loveland, Ohio/Sycamore
76	Rod Joseph	OT	6-5	335	Jr.	Rock Hill, S.C./Ga. Military
1	Tyrone Keith	WR	5-9	170	Fr.	College Park, Ga./N. Clayton
21	Frank Lang	DB	5-10	180	Fr.	Clearwater, Fla./Dunedin
35	P.J. Mays	RB	5-11	205	Fr.	Youngstown, Ohio/East
31	DeMarco McCleskey	RB	6-1	200	Fr.	Claremore, Okla./Claremore
84	Jon Olinger	WR	6-5	195	Fr.	Hazard, Ky./Hazard
83	Antwan Peck	DB	6-3	210	Fr.	Cincinnati, Ohio/Woodward
96	Ben Peining	DL	6-5	245	Fr.	Cincinnati, Ohio/Moeller
99	Darryll Ransom	DE	6-3	230	Fr.	Indianapolis, Ind./Lawrence Central
61	Chris Rehfuss	OL	6-5	270	Fr.	Union, Ky./Holmes
71	Andy Weinheimer	OL	6-7	305	Fr.	Loveland, Ohio/Loveland
32	Nathan Wize	RB	5-7	190	Fr.	Tucson, Ariz./Sabino

# 1998 ROSTER



NO.	NAME	POS.	HT.	WT.	YR.	EXP.	HOMETOWN/HS, JC or COLLEGE
88	Josh Anderson	TE	6-3	259	Sr.	3L	Akron, Ohio/Archbishop Hoban
80	Chris Archie	WR	6-4	196	Fr.	1SQ	Detroit, Mich./Renaissance
98	Kenny-Ray Augustus	DL	6-3	275	Jr.	1SQ	Bolingbrook, Ill./Joliet JC
49	Eric Beal	FB	6-0	235	Jr.	2L	Lancaster, Texas/Lancaster
66	Ken Biggs	OG	6-5	290	Jr.	2L	Wallingford, Conn./Milford Academy
71	Jim Bokach	OT	6-8	280	Fr.	1SQ	Dublin, Ohio/Coffman
84	Cornelius Bonner	WR	6-0	185	Sr.	2L	Gaffney, S.C./Gaffney/Georgia Military
46	Gerard Brayboy	FS	5-10	185	Sr.	2L	Cocoa Beach, Fla./Cocoa
74	Scott Bryant	OL	6-3	290	Jr.	3SQ	Orlando, Fla./Oak Ridge
8	Jeff Burrow	WR	5-8	181	Jr.	2L	Sylvester, Ga./Worth County
63	Vincent Byrd	OL	6-2	296	Sr.	1L	Junction City, Kan./Coffeyville CC
13	Chris Calcagni	K	6-0	170	Fr.	1SQ	Canfield, Ohio/Austintown Fitch
64	Dave Cantanzaro	C	6-1	273	Fr.	1SQ	Cincinnati, Ohio/Elder
48	Hassan Champion	LB	6-1	228	Sr.	3L	Tallahassee, Fla./Godby
83	Jason Collins-Baker	WR	5-10	185	So.	1L	Detroit, Mich./Cass Tech
33	Robert Cooper	RB	5-11	206	Jr.	2L	Bainbridge, Ga./Bainbridge
23	Bob Coppola	WR	6-0	202	So.	2SQ	Lowellville, Ohio/Lowellville
44	Kwesi Daniels	LB	5-11	215	Jr.	1SQ	Brooklyn, N.Y./Independence
82	Bryan Davis	TE	6-4	240	Jr.	TR	Moore, Okla./Northeastern Oklahoma JC
68	Joe Dixon	OL	6-3	330	Fr.	1SQ	Columbus, Ohio/Brookhaven
18	Dushawn Dorsey	WR	6-2	170	Fr.	1SQ	Somerville, N.J./Somerville
53	Keith Dugan	LS	6-0	231	Fr.	1SQ	Glouster, Ohio/Trimble
91	Sedrick Edwards	DT	6-8	280	Jr.	SQ	Ft. Myers, Fla./Coffeyville CC/Estero
92	Percy Evans	DE	6-3	260	Sr.	3L	Boston, Mass./Cushing Academy
40	Shawn Ferguson	CB	5-7	180	Sr.	2L	Crema, Fla./Shanks
73	Ted Forrest	OL	6-5	310	Fr.	1SQ	Houston, Texas/Robert E. Lee
10	Bobby Fuller	CB	5-11	170	Jr.	1SQ	Lexington, N.C./Hutchinson CC
37	Lloyd Garden	RB	5-11	225	Fr.	1SQ	Akron, Ohio/Copley
26	LaVar Glover	WR	5-11	165	Fr.	1SQ	Dayton, Ohio/Jefferson
22	DeJuan Gossett	DB/LB	5-10	192	So.	1L	Cincinnati, Ohio/Wyoming
94	Ted Grubb	DE	6-3	245	Sr.	1L	Holyrod, Kan./Hutchinson CC
58	Joseph Hamilton	LB	6-4	215	Fr.	1SQ	Columbus, Ohio/Briggs
6	Eric Harper	SS	5-11	202	Sr.	1L	McKeesport, Pa./Hutchinson CC
11	Greg Hergott	QB	6-2	218	Jr.	1SQ	Fort Mitchell, Ky./Beechwood
82	Nate Hice	TE	6-3	248	So.	1SQ	Cincinnati, Ohio/Elder
87	Ashley Hunt	TE	6-5	245	So.	1L	Leesburgh, Fla./Leesburgh
47	Jason Isom	FB	6-0	225	Jr.	1L	Wheatley Heights, N.Y./Half Hollow Hills West
93	David Jackson	DE	6-2	235	Sr.	3L	Belle Glade, Fla./Glades Central
39	Eddie Johnson	LB	5-11	230	So.	1L	Kirkland, Wash./Juanita
85	DeWayne Johnston	TE	6-3	235	Fr.	1SQ	Columbus, Ohio/Brookhaven
7	Bemba Jones	DB	5-10	180	Fr.	1SQ	Oakwood Village, Ohio/Bedford
13	Joe Judge	K	5-11	180	Jr.	2SQ	Fairfield, Ohio/Badin
9	Tinker Keck	FS	6-1	203	Sr.	1L	Goodland, Kan./Hutchinson CC
7	Deontey Kenner	QB/P	6-2	180	So.	1L	Hopkinsville, Ky./Hopkinsville
70	Jason Lisek	OG	6-4	277	So.	2SQ	Mishawaka, Ind./Mishawaka
41	Rob Lucas	LB	6-0	240	Sr.	3L	Fort Wayne, Ind./Bishop Dwenger
15	Jason Mammarelli	K	6-1	190	So.	1L	Hollywood, Fla./South Broward
19	Don McKnight	CB	5-9	172	Sr.	3L	Miami, Fla./Southridge
4	Chad Plummer	QB	6-3	230	Sr.	3L	Tallahassee, Fla./Godby
59	Bryan Preston	OT	6-5	246	Jr.	1L	Springboro, Ohio/Springboro
12	T.J. Rodgers	DB	5-11	190	Fr.	2SQ	Youngstown, Ohio/East
50	Doug Rosfeld	OL	6-4	245	So.	1L	Cincinnati, Ohio/Moeller
90	Deron Savage	DT	6-2	310	Sr.	2L	Boynton Beach, Fla./San Lucius
79	Don Scheithe	OT	6-3	303	Jr.	2L	Beacon Falls, Conn./Milford Academy
32	Tony Smikle	TE	6-3	215	So.	1L	Farmingdale, N.Y./Farmingdale
51	Aaron Smith	LB	6-0	237	So.	1SQ	East Chicago, Ind./Central
35	Freddy Smith	FS	6-0	188	So.	1L	Cincinnati, Ohio/Princeton
20	Orlando Smith	FB	6-0	245	Sr.	2L	Elmira, N.Y./Elmira
56	Paul Stephens	DE	6-6	230	Fr.	1SQ	Warren, Ohio/Harding
17	TaJuan Stoker	RB	5-10	185	Fr.	1SQ	Longview, Texas/Longview
42	Carlton Sykes	DB	6-2	200	Jr.	1SQ	Detroit, Mich./Cass Tech
25	Isaac Thomas	LB	5-11	200	So.	2SQ	Baker, Fla./Baker
57	Kirk Thompson	LB	6-2	220	Fr.	1SQ	Portsmouth, Ohio/Portsmouth
75	Brian Uhl	C	6-5	295	Sr.	3L	Cincinnati, Ohio/CAPE
34	David Vitovitz	FB	6-1	235	Jr.	1L	Elyria, Ohio/Elyria Catholic
81	Tim Walker	WR	5-11	180	Fr.	1SQ	Lexington, Ky./Lafayette
77	Kevin Ward	DT	6-1	292	Sr.	3L	Chantilly, Va./Fork Union Mil. Acad.
65	Frank Wenz	C	6-4	286	Jr.	3SQ	Marcy, N.Y./Milford Academy
54	Dan Wortman	LB	6-2	225	Fr.	1SQ	Mason, Ohio/Mason



**Deontey Kenner**



**Robert Cooper**



**Chad Plummer**



# Cincinnati Year-by-Year

Year	Coach	Overall	C-USA	Bowl	Year	Coach	Overall	C-USA	Bowl
1997	Rick Minter	8-4-0	2-4	Humanitarian	1933	Dana King	7-2-0		
1996	Rick Minter	6-5-0	2-3		1932	Dana King	7-2-0		
1995	Rick Minter	6-5-0			1931	Dana King	5-4-0		
1994	Rick Minter	2-8-1			1930	George Babcock	5-4-0		
1993	Tim Murphy	8-3-0			1929	George Babcock	4-4-1		
1992	Tim Murphy	3-8-0			1928	George Babcock	1-8-0		
1991	Tim Murphy	4-7-0			1927	George Babcock	2-5-2		
1990	Tim Murphy	1-10-0			1926	George McLaren	3-5-1		
1989	Tim Murphy	1-9-1			1925	George McLaren	4-5-0		
1988	Dave Currey	3-8-0			1924	George McLaren	2-6-1		
1987	Dave Currey	4-7-0			1923	George McLaren	6-3-0		
1986	Dave Currey	5-6-0			1922	George McLaren	1-7-1		
1985	Dave Currey	5-6-0			1921	Boyd Chambers	2-6-0		
1984	Dave Currey	2-9-0			1920	Boyd Chambers	4-5-0		
1983	Watson Brown	4-6-1			1919	Boyd Chambers	3-4-1		
1982	Mike Gottfried	6-5-0			1918	Boyd Chambers	3-0-2		
1981	Mike Gottfried	6-5-0			1917	Frank Marty	0-6-0		
1980	Ralph Staub	2-9-0			1916	Ion Cortwright	0-8-1		
1979	Ralph Staub	2-9-0			1915	George Little	4-5-0		
1978	Ralph Staub	5-6-0			1914	George Little	6-3-0		
1977	Ralph Staub	5-4-2			1913	Lowell Dana	5-3-1		
1976	Tony Mason	9-2-0			1912	Lowell Dana	3-4-1		
1975	Tony Mason	6-5-0			1911	Robert Burch	6-2-1		
1974	Tony Mason	7-4-0			1910	Robert Burch	6-3-0		
1973	Tony Mason	4-7-0			1909	Robert Burch	4-3-1		
1972	Ray Callahan	2-9-0			1908	Ralph Onott	1-4-1		
1971	Ray Callahan	7-4-0			1906	William Foley	0-7-2		
1970	Ray Callahan	7-4-0			1905	Amos Foster	4-3-0		
1969	Ray Callahan	4-6-0			1904	Amos Foster	7-1-0		
1968	Homer Rice	5-4-1			1903	Anthony Chez	1-8-0		
1967	Homer Rice	3-6-0			1902	Anthony Chez	4-2-2		
1966	Chuck Studley	3-7-0			1901	Henry Pratt	1-3-1		
1965	Chuck Studley	5-5-0			1900	Dan Reed	3-4-1		
1964	Chuck Studley	8-2-0			1899	Dan Reed	5-2-0		
1963	Chuck Studley	6-4-0			1898	Frank Cavanaugh	5-1-3		
1962	Chuck Studley	2-8-0			1897	Tom Fennel	9-1-1		
1961	Chuck Studley	3-7-0			1896	Williams Reynolds	4-3-1		
1960	George Blackburn	4-6-0			1895	W. Durant Berry	3-3-0		
1959	George Blackburn	5-4-1			1894	W. Durant Berry	3-3-0		
1958	George Blackburn	6-2-2			1893	No Coach	0-6-0		
1957	George Blackburn	5-4-1			1892	No Coach	1-2-0		
1956	George Blackburn	4-5-0			1891	No Coach	4-2-1		
1955	George Blackburn	1-6-2			1890	No Coach	2-1-1		
1954	Sid Gillman	8-2-0			1889	No Coach	1-1-0		
1953	Sid Gillman	9-1-0			1888	No Coach	1-0-1		
1952	Sid Gillman	8-1-1			1887	No Coach	1-0-0		
1951	Sid Gillman	10-1-0			1886	No Coach	2-0-0		
1950	Sid Gillman	8-4-0		Sun	1885	No Coach	1-0-1		
1949	Sid Gillman	7-4-0		Glass					
1948	Ray Nolting	3-6-1							
1947	Ray Nolting	7-3-0							
1946	Ray Nolting	9-2-0		Sun					
1945	Ray Nolting	4-4-0							
1942	Joe Meyer	8-2-0							
1941	Joe Meyer	6-3-0							
1940	Joe Meyer	5-3-1							
1939	Joe Meyer	4-3-2							
1938	Joe Meyer	4-5-0							
1937	Russ Cohen	0-10-0							
1936	Russ Cohen	1-5-3							
1935	Russ Cohen	7-2-0							
1934	Dana King	6-2-1							

## BOWL RESULTS (2-2-0)

Bowl	Opponent	Result	Year
Humanitarian	Utah State	W 35-19	1997
Sun	West Texas State	L 13-14	1950
Glass	Toledo	W 33-13	1949
Sun	Virginia Tech	W 18-6	1946

# Cincinnati School Records



## INDIVIDUAL

### GAME

Total Offense	525	Greg Cook vs. Ohio . . . . .Nov. 16, 1968
Yards Rushing	306	Bob Hynes vs. Case . . . . .Nov, 1923
Rushing Attempts	45	Steve Cowan vs. Ohio . . . . .Oct. 17, 1970
Yards Passing	554	Greg Cook vs. Ohio . . . . .Nov. 16, 1968
Pass Attempts	56	Greg Cook vs. Ohio . . . . .Nov. 16, 1968
Pass Completions	35	Greg Cook vs. Ohio . . . . .Nov. 16, 1968
Yards Receiving	254	Tom Rossley vs. Louisville . . . . .Nov. 9, 1968
Receptions	13	Tom Rossley vs. Wichita State . . .Oct. 19, 1968

### SEASON

Total Offense	3,210	Greg Cook . . . . .1968
Yards Rushing	1325	Reggie Taylor . . . . .1986
Rushing Attempts	264	Reggie Taylor . . . . .1985
Yards Passing	3,272	Greg Cook . . . . .1968
Pass Attempts	411	Greg Cook . . . . .1968
Pass Completions	237	Danny McCoin . . . . .1986
Yards Receiving	1,107	Jim O'Brien . . . . .1968
Receptions	80	Tom Rossley . . . . .1968
Touchdown Catches	12	Jim O'Brien . . . . .1968
Interceptions	6	four players tied, most recently:
		Sam Garnes . . . . .1996
Points	142	Jim O'Brien . . . . .1968

### CAREER

Total Offense	6,210	Danny McCoin . . . . .1984-87
Yards Rushing	4,242	Reggie Taylor . . . . .1983-86
Rushing Attempts	876	Reggie Taylor . . . . .1983-86
Yards Passing	6,801	Danny McCoin . . . . .1984-87
Pass Attempts	899	Danny McCoin . . . . .1984-87
Pass Completions	544	Danny McCoin . . . . .1984-87
Yards Receiving	2,285	Jim O'Brien . . . . .1967-69
Receptions	125	Marlon Pearce . . . . .1990-92
Touchdown Catches	21	Jim O'Brien . . . . .1967-69
Interceptions	12	Jocelyn Borgella . . . . .1990-93
Points	247	Jim O'Brien . . . . .1967-69



Brian Uhl

## TEAM

### GAME

Points	124	vs. Transylvania . . . . .Sept., 1912
Total Offense	684	vs. Ohio . . . . .Nov. 16, 1968
Yards Rushing	464	vs. Case . . . . .Oct. 24, 1953
Yards Passing	584	vs. Ohio . . . . .Nov. 16, 1968
First Downs	36	vs. Ohio . . . . .Nov. 16, 1968
Total Defense	18	vs. Southwestern Louisiana . . . .Oct. 13, 1973
Rushing Defense	-37	vs. Wichita State . . . . .Oct. 19, 1974
Passing Defense	-1	vs. Xavier . . . . .Oct. 9, 1971

### SEASON

Points	354	1953
Total Offense	4,491	1951
Yards Rushing	3,011	1970
Yards Passing	3,358	1968
First Downs	252	1986
Fewest Points Allowed	4	1887
Total Defense	1,843	1953
Rushing Defense	841	1965
Passing Defense	417	1953



Orlando Smith



# Cincinnati Primary Media

## NEWSPAPERS

John Nolan  
Associated Press  
312 Elm St.  
Cincinnati, OH 45202  
Phone: 513/241-2386  
FAX: 513/241-2665

Tom Groeschel  
Cincinnati Enquirer  
312 Elm St.  
Cincinnati, OH 45202  
Phone: 513/768-8440  
FAX: 513/768-8550

Jeff Shelman  
Cincinnati Post  
125 East Court St.  
Cincinnati, OH 45202  
Phone: 513/352-2767  
FAX: 513/621-3962

Hamilton Journal  
Court St. and Journal Square  
Hamilton, OH 45012  
Phone: 513/863-8200  
FAX: 513/863-7988

Dayton Daily News  
Fourth and Ludlow Streets  
Dayton, OH 45401  
Phone: 513/225-2405  
FAX: 513/225-7352

Jason Geil  
The News Record  
University of Cincinnati  
Mail Location 15  
Cincinnati, OH 45221  
Phone: 513/556-5900  
FAX: 513/556-5922

Rob Klutts  
Bearcat Sports Digest  
P.O. Box 427  
West Chester, OH 45071-0427  
Phone: 513/459-9585  
FAX: 513/573-9805

Mark Brown  
Cincinnati Herald  
354 Hearne Avenue  
Cincinnati, OH 45229-2818  
Phone: 513/961-3331  
FAX: 513/961-0304

## RADIO PLAY BY PLAY

Paul Keels  
WLW-AM  
1111 St. Gregory  
Cincinnati, OH 45202  
Phone: 513/241-1168  
FAX: 513/333-4240

Jim Kelly  
UC Radio Analyst  
9555 Bluewing Terrace  
Cincinnati, OH 45241

Scott Springer  
WLW-AM  
1111 St. Gregory  
Cincinnati, OH 45202  
Phone: 513/241-1168  
FAX: 513/333-4240

## RADIO

WBOB-AM  
625 Eden Park Drive  
Cincinnati, OH 45202  
Phone: 513/562-4049  
FAX: 513/562-3060

Dennis Walker  
WEBN  
1111 St. Gregory  
Cincinnati, OH 45202  
Phone: 513/871-6397  
FAX: 513/749-3299

John Perin  
WOBO  
P.O. Box 338  
Owensville, OH 45160  
Phone: 513/732-3232

Sports Director  
WVXU  
Xavier University  
Cincinnati, OH 45207  
Phone: 513/745-3738  
FAX: 513/745-3483

Bill Meredith  
WCIN  
3520 Reading Road  
Cincinnati, OH 45229  
Phone: 513/281-7180  
FAX: 513/281-6125

WIZF  
7030 Reading Road  
Cincinnati, OH 45237  
Phone: 513/351-5900  
FAX: 513/351-0020

Kert Radel  
WMOH  
2081 Fairgrove Ave.  
Hamilton, OH 45011  
Phone: 513/863-1111  
FAX: 513/863-6856

Fred Slezak  
WINK-FM  
1906 Highland  
Cincinnati, OH 45204  
Phone: 513/763-5732  
FAX: 513/763-5752

## TELEVISION

George Vogel  
WLWT-TV  
140 West Ninth St.  
Cincinnati, OH 45202  
Phone: 513/352-5017  
FAX: 513/352-5073

John Popovich  
WCPO-TV  
500 Central Ave.  
Cincinnati, OH 45202  
Phone: 513/852-4077  
FAX: 513/721-6032

Brad Johansen  
WKRC-TV  
1906 Highland Ave.  
Cincinnati, OH 45219  
Phone: 513/763-5452  
FAX: 513/421-3820

Greg Hoard/Dan Hoard  
WXIX-TV  
19 Broadcast Plaza  
635 W. 7th St.  
Cincinnati, OH 45203  
Phone: 513/421-1919  
FAX: 513/421-3022



# East Carolina



## QUICK FACTS


Location: Greenville, N.C.  
 Founded: 1907  
 Enrollment: 17,479  
 Nickname: Pirates  
 Colors: Purple and Gold  
 Stadium: Dowdy-Ficklen Stadium (43,000)  
 Chancellor: Dr. Richard R. Eakin  
 Faculty Athletics Rep.: Dr. Ernest Schwarz  
 Athletic Director: Mike Hamrick  
 Senior Woman Adm.: Rosie Thompson  
 Head Coach: Steve Logan



**Steve Logan**  
*Head Coach*

## SPORTS INFORMATION

Assistant AD/SID: Norm Reilly  
 Office Phone: 252/328-4522  
 Home Phone: 252/321-9229  
 Fax: 252/328-4528  
 E-mail: reillyn@mail.ecu.edu  
 Website: www.ecupirates.com  
 Press Box Phone: 252/328-4697



*Dowdy-Ficklen (43,000)*

## FOOTBALL FACTS

Basic Offense: . . . . . Pro Set  
 Basic Defense: . . . . . Multiple 50  
 Lettermen Returning/Lost: . . . . . 48/18  
 Starters Returning: . . . . . 14  
 Offense . . . . . 5  
 Defense . . . . . 7  
 Specialists . . . . . 2  
 1997 Record: . . . . . 5-6-0  
 Postseason: . . . . . None  
 All-Time Record: . . . . . 307-282-11 (.522)  
 Bowl Appearances: . . . . . 9  
 Bowl Record: . . . . . 6-3-0  
 Last Appearance: . . . . . 1995, Liberty

**Pirates**



**Dr. Richard Eakin**  
*Chancellor*



**Mike Hamrick**  
*Athletic Director*



**Rosie Thompson**  
*SWA*



**Norm Reilly**  
*Football SID*



# East Carolina

## 1998 SCHEDULE

### September

5	at Virginia Tech	4:00p
12	CHATTANOOGA	4:00p
19	at Ohio	7:00p


### October

3	<b>ARMY</b>	<b>2:00p</b>
10	UAB	4:00p
17	at Alabama (in Birmingham)	TBA
24	<b>at Southern Miss</b>	<b>6:00p</b>
31	<b>HOUSTON</b>	<b>2:00p</b>

### November

7	<b>at Cincinnati</b>	<b>3:30p</b>
14	<b>LOUISVILLE</b>	<b>2:00p</b>
21	<b>at Memphis</b>	<b>2:00p</b>

All times Eastern and subject to change.  
*Conference games in bold italics.*



**STEVE LOGAN**

Hometown: Lawton, Okla.  
 Alma Mater: Tulsa '75  
 Born: February 3, 1953

#### Coaching Experience

1992-	East Carolina	Head Coach - 36-32-0 (.529) 6 seasons
1990-91	East Carolina	Offensive Coordinator
1989	East Carolina	Running Backs
1987-88	Mississippi State	Quarterbacks
1985-86	Colorado	Running Backs
1983-84	Tulsa	Offensive Coordinator
1981-82	Hutchinson JC	Head Coach
1980	Oklahoma State	Tight Ends
1975-79	Union High School	

Career Head Coaching Record: 36-32-0 (.529) 6 seasons

#### Coaching Staff

Defensive Coordinator/Defensive Backs	Paul Jette (Texas '77)
Offensive Coordinator/Wide Receivers	Doug Martin (Kentucky '86)
Inside Linebackers	Dave Huxtable (Eastern Illinois '79)
Running Backs	Jerry McManus (Wake Forest '76)
Tight Ends	Willie Scott (South Carolina '81)
Offensive Line	Steve Shankweiler (Davidson '74)
Outside Linebackers	James Webster (North Carolina '72)
Recruiting Coordinator	Terry Tilghman (East Carolina '95)
Defensive Line	Cliff Yoshida (Cal Poly Pomona '63)

Football Office Phone: 252/328-4568 Fax: 252/328-4646

## 1997 RESULTS

S6	at West Virginia	L	17-24	0-1
S13	WAKE FOREST	W	25-24	1-1
S20	SOUTH CAROLINA	L	0-26	1-2
O4	at Syracuse	L	0-56	1-3
O11	SOUTHERN MISS	L	13-23	1-4
O18	at Tulane	L	16-33	1-5
O25	MEMPHIS	W	32-10	2-5
N1	at Louisville	W	45-31	3-5
N8	at Houston	W	28-27	4-5
N13	CINCINNATI	W	14-7	5-5
N22	at No. Carolina St.	L	24-37	5-6



## KEY DATES

- Veterans Report:** August 9
- Freshmen Report:** August 5
- Media Day:** August 10
- Fall Classes Begin:** August 19

# East Carolina



## 1997 TEAM STATISTICS

Category	ECU	Opponents
First Downs	197	214
Rushes-Yards	297-742	510-1952
Rushing Yards/Game	67.5	177.5
Passes Att./Comp./Int.	444-261-11	279-158-10
Completion Pct.	.588	.566
Passing Yards	2635	2100
Passing Yards/Game	239.5	190.9
Total Off. Plays/Yds	741-3377	789-4052
Total Offense/Game	307.0	368.4
Punts-Average	66-43.1	53-38.0
Punt Returns-Avg.	22-10.0	23-13.0
Kickoff Returns-Avg.	53-16.7	35-26.7
Interceptions-Yards	10-203	11-214
Fumbles-Lost	16-10	18-9
Penalties-Yards	77-663	78-683
3rd Down Conversions	53-169	74-167
3rd Down Conversion Pct.	.319	.443
4th Down Conversions	9-19	6-12
4th Down Conversion Pct.	.474	.500
Avg. Time of Possession	27:06	32:54

## NOTING THE PIRATES

- ★ East Carolina set a school record for home attendance last season, drawing 164,375 people (32,875) to its five home games. Twice, the Pirates set single-game stadium records.
- ★ Senior split end Troy Smith established an East Carolina record for most receptions in a season in 1997. Smith caught 54 passes to break the old record of 49. Smith's receiving yardage total (795) was the third-highest total in Pirate history.
- ★ Senior OLB Roderick Coleman is the new East Carolina career leader in sacks with 26. He had 15 last season, the fourth-highest total in Division I-A.
- ★ Junior LB Jeff Kerr returned after missing the entire 1996 season with a knee injury to record a team-best 167 tackles, second-best in C-USA. He had seven tackles for loss (-22 yards) and four sacks (-20 yards).
- ★ Senior center Danny Moore was a first team All-Conference selection in 1997 and was the only non-senior chosen among the five offensive linemen.

## 1997 INDIVIDUAL LEADERS

Rushing	Att.	Yds.	Avg.	TD	Long
Scott Harley	119	457	3.8	0	31
Jamie Wilson	87	292	3.4	3	21
Marcellus Harris	5	37	7.4	1	27
TOTALS	297	742	2.5	6	31

Passing	Att.	Comp	Pct.	INT	Yards	TD
Dan Gonzalez	431	253	58.7	10	2510	16
Bobby Weaver	8	4	50.0	1	5	0
TOTALS	444	261	58.8	11	2635	18

Receiving	Rec	Yds.	Avg.	TD	Long
Troy Smith	54	795	14.7	4	50
Jason Nichols	44	346	7.9	3	26
Alphonso Collins	33	376	11.4	2	25
Marcellus Harris	27	250	9.3	4	40
TOTALS	261	2635	10.1	18	50

Field Goals	Made-Att.	Pct.	Long
Andrew Bayes	6-9	.667	47

Punting	No.	Yards	Avg.	In 20	Long
Andrew Bayes	65	2818	43.4	17	68
TOTALS	66	2842	43.1	17	68

Kickoff Returns	No.	Yards	Avg.	TDS	Long
Rolando North	23	416	18.1	0	46
Marcellus Harris	15	256	17.1	0	27
TOTALS	53	886	16.7	0	46

Punt Returns	No.	Yds.	Avg.	TDs	Long
Marcellus Harris	20	217	10.9	0	56
TOTALS	22	220	10.0	0	56

Tackles	Solos	Ast	Total
Jeff Kerr	78	89	167
Roderick Coleman	73	7	80
Raymond Massey	34	33	67
Kelvin Suggs	41	21	62
Dwight Henry	38	17	55
TOTALS	582	365	947

Interceptions	No.	Yds.	Avg.	TD
Kelvin Suggs	3	21	7.0	0
Dwight Henry	2	123	61.5	1
Tavares Taylor	2	-3	-1.5	0
TOTALS	10	203	20.3	3



# East Carolina

## 1998 DEPTH CHART

(Returning starters in bold)

### Lettermen

Returning/Lost: 48/18

### Starters

Offensive Returning/Lost: 5/6

Defensive Returning/Lost: 7/4

Special Teams Returning/Lost: 2/0

### Offense

- SE **Troy Smith**, Arnie Powell
- LT Dwayne Ledford, Corey Russell
- LG **Mondell Corbett**, Ryan Whaley
- C **Danny Moore**, Rod Emery
- RG Sherwin Lacewell, Chris Nelson
- RT Samien Jones, Derrick Gamble
- TE **Alphonso Collins**, Rashan Burns
- FL Lamont Chappell, Aaron Harris
- H-B Marcellus Harris, Travis Mazyck
- QB Ernest Tinnin, Bobby Weaver,  
David Garrard
- FB Jamie Wilson, Leonard Henry,  
Damon Davis



Roderick Coleman

### Defense

- DT **Norris McCleary**, Aaron Walker
- NG **Travis Darden**, Mbayo Ahmadu
- DT Brian Johnson, Devone Claybrooks
- OLB **Roderick Coleman**,  
Freddie Claybrooks
- WLB **Jeff Kerr**, Eric Reyes
- MLB Pernel Griffin, Kwabena Green
- OLB **Marc Yellock**, Brian Bentley
- CB Forrest Foster, Charlie Robinson
- CB Kevin Monroe, Chris Satterfield
- SS **Kendrick Phillips**, Deeone McKeithan
- FS **Kelvin Suggs**, Tavares Taylor

### Specialists

- K **Brantley Rivers**, Andrew Bayes
- P **Andrew Bayes**

### Key Losses

- QB Dan Gonzalez
- SE Larry Shannon
- FL Jason Nichols
- RB Scott Harley
- CB Tabari Wallace
- CB Dwight Henry

## 1998 SPRING SIGNEES

NO	NAME	POS.	HT.	WT.	YR.	HOMETOWN/HS, JC or COLLEGE
-	Richard Alston	QB	6-2	215	Fr.	Warrenton, N.C./Warren County
73	Zach Bishop	OL	6-3	240	Fr.	Raleigh, N.C./Wake Forest-Rolesville
49	Ivan Butler	LB	6-1	245	Fr.	Alexandria, Va./Fork Union Mil. Acad.
43	Bennie Cameron	DB	6-1	185	Fr.	Hillsborough, N.C./Orange
-	Kenyatta Campbell	WR	6-4	210	Fr.	Vanceboro, N.C./West Craven
44	Andre Cannon	LB	6-2	220	Fr.	Thomasville, N.C./Thomasville
-	Senter Currin	OL	6-5	285	Fr.	Angier, N.C./Harnett Central
99	Phoenix Evans	DT	6-5	295	Fr.	Kinston, N.C./Kinston
24	Christshawn Gilliam	RB	6-0	210	Fr.	Lewiston, N.C./Bertie
35	Reggie Hamphill	RB	6-2	220	Fr.	Jamestown, N.C./Hargrave Mil. Acad.
41	Erik Hines	RB/DB	5-11	178	Fr.	Norfolk, Va./Norview
45	Hosea James	DL	6-4	230	Fr.	Jacksonville, N.C./Hargrave Mil. Acad.
68	Adam Lambert	OT	6-5	270	Fr.	Greenville, N.C./D.H. Conley
94	Shaun Rose	DT	6-6	305	Fr.	Wilson, N.C./Hunt
97	Derrick Spencer	DL	6-3	250	Fr.	Clinton, N.C./Clinton
42	Ben Thomas	LB	6-2	230	Fr.	Reston, Va./Dematha Catholic
30	John Williamson	DB	6-3	210	Fr.	Cerro Gordo, N.C./Fork Union Mil. Acad.
-	Antwane Yelverton	RB/LB	6-0	195	Fr.	Snow Hill, N.C./Greene Central

# 1998 ROSTER



NO.	NAME	POS.	HT.	WT.	YR.	EXP.	HOMETOWN/HS, JC or COLLEGE
52	Mbayo Ahmadu	DL	6-1	260	So.	1L	Washington, D.C./Woodrow Wilson
17	Andrew Bayes	P	6-3	200	Jr.	2L	Hyattsville, Md./Dematha Catholic
14	Brian Bentley	LB	6-3	225	Sr.	3L	Huntington, N.Y./Huntington
32	Greg Briglio	FB	6-0	234	Sr.	1L	Easton, Pa./Lafayette College
88	Marcus Bryson	TE	6-4	240	Fr.	HS	Laurens, S.C./Laurens
27	David Burnell	PR	5-5	145	Jr.	1L	Fayetteville, N.C./Seventy-First
89	Rashan Burns	TE	6-5	245	So.	1L	Toms River, N.J./Toms River
87	LaMont Chappell	WR	6-1	180	Jr.	2L	Roxboro, N.C./Person County
91	Devone Claybrooks	DT	6-3	265	So.	1L	Bassett, Va./Bassett
58	Freddie Claybrooks	LB	6-5	235	Jr.	2L	Decatur, Ga./Decatur
33	Clenton Cochran	LB	6-2	235	So.	1L	Fayetteville, N.C./E.E. Smith
57	Roderick Coleman	OLB	6-3	255	Sr.	3L	Philadelphia, Pa./Simon Gratz
81	Buck Collins	TE	6-3	275	Sr.	3L	Thomson, Ga./Thomson
78	Mondell Corbett	OL	6-3	280	Sr.	3L	Burlington, N.C./Yancey Senior
95	Travis Darden	DT	6-3	280	Sr.	3L	Kelford, N.C./Bertie/Hargrave Mil. Acad.
10	Damon Davis	RB	5-8	175	Jr.	2L	Orangeburg, S.C./Orangeburg
98	Maurice Donley	LB	6-4	225	Fr.	RS	Interlachen, Fla./Interlachen
60	Rod Emery	C	6-1	270	So.	1L	Greenville, N.C./J.H. Rose
85	Corey Floyd	TE	6-3	250	Fr.	RS	Trenton, N.J./Lawrenceville
37	Forrest Foster	DB	5-10	170	Jr.	2L	Clemson, S.C./Daniel
59	Derrick Gamble	DL	6-5	260	Jr.	JC	Neptune, N.J./Valley Forge Mil. Acad.
9	David Garrard	QB	6-3	240	Fr.	RS	Durham, N.C./Southern Durham
50	Kwabena Green	LB	6-1	246	Jr.	1L	Supply, N.C./West Brunswick
47	Pernell Griffin	LB	6-3	230	Fr.	RS	Williamston, N.C./Williamston
80	Aaron Harris	WR	6-2	180	Fr.	RS	Washington, D.C./Archbishop Carroll
4	Marcellus Harris	WR	5-10	180	So.	1L	Newport News, Va./Ferguson
83	Elliotte Hartgrove	WR	6-4	220	Fr.	RS	Shelby, N.C./Crest
22	Leonard Henry	RB	6-1	195	Fr.	RS	Clinton, N.C./Clinton
6	Brian Johnson	DT	6-3	270	Sr.	3L	Washington, D.C./H.D. Woodson
75	Samein Jones	OT	6-3	270	So.	TR	Cove City, N.C./West Craven/N.C. State
84	Jeff Kerr	LB	6-4	235	Jr.	2L	Salisbury, N.C./South Rowan
74	Sherwin Lacewell	OL	6-4	290	So.	1L	Durham, N.C./Southern Durham
69	Dom Lausic	OL	6-4	290	So.	SQ	Brampton, Ontario, Canada/St. Michael's
66	Dwayne Ledford	OL	6-4	280	Sr.	3L	Marion, N.C./McDowell
46	Ryan Luckadoo	SN	6-3	195	Fr.	RS	Anderson, S.C./Westside
19	Raymond Mabry	RB	5-7	180	Sr.	3L	Grifton, N.C./West Craven
28	Travis Mazyck	WR	6-2	180	Fr.	RS	Virginia Beach, Va./Tallwood
79	Norris McCleary	NG	6-4	295	Sr.	2L	Bessemer City, N.C./Bessemer City
3	Deeone McKeithan	S	6-2	210	Jr.	2L	Perth Amboy, N.J./Perth Amboy
48	Tomha McMillan	LB	6-3	250	Jr.	2L	Clarkston, Ga./Cross Keys
86	J.J. McQueen	HB	6-5	225	Sr.	2L	High Point, N.C./Andrews
21	Kevin Monroe	CB	6-1	185	Jr.	2L	Greenville, N.C./J.H. Rose
54	Danny Moore	C	6-4	300	Sr.	2L	Grifton, N.C./Ayden-Grifton
64	Chris Nelson	OL	6-4	290	So.	1L	Hickory, N.C./Hickory
76	Anthony Nobles	OL	6-7	345	So.	1L	Randleman, N.C./Randleman
62	Robert Parker	OT	6-2	297	So.	1L	Hyattsville, Md./Dematha Catholic
5	Arnie Powell	WR	6-4	210	Fr.	RS	Deep Creek, Va./Deep Creek
40	Kendrick Phillips	S	6-3	215	Sr.	3L	Fayetteville, N.C./Westover
1	Brian Ray	LB	6-2	235	So.	1L	Raleigh, N.C./Millbrook
41	Eric Reyes	LB	6-2	225	So.	1L	Cheltenham, Md./Riverdale
25	Brantley Rivers	PK	6-0	185	Jr.	2L	Kingston, Tenn./Kingston
2	Charlie Robinson	DB	6-0	175	Fr.	RS	Vorhees, N.J./Eastern
70	Corey Russell	OG	6-3	290	Sr.	3L	Fairmont Heights, Md./Fairmont Heights
31	Chris Satterfield	CB	5-11	195	So.	1L	Raleigh, N.C./Broughton
71	Mike Sheehan	OG	6-4	300	Sr.	1L	Closter, N.Y./Northern Valley Regional
56	Jahi Smart	LB	6-0	225	Jr.	SQ	Kings Mountain, N.C./Kings Mountain
26	Troy Smith	SE	6-3	185	Sr.	3L	Greenville, N.C./J.H. Rose
67	Wesley Studivant	OL	6-4	296	Fr.	RS	Fayetteville, N.C./Seventy-First
8	Kelvin Suggs	S	6-2	200	Sr.	3L	Kinston, N.C./Kinston
11	Tavares Taylor	S	6-3	195	Sr.	3L	Fayetteville, N.C./Westover
15	Ernest Tinnin	QB	6-1	210	Sr.	3L	Burlington, N.C./Cummings
13	Kevin Ward	S	6-3	185	Fr.	RS	Kinston, N.C./Fork Union Military Acad.
7	Bobby Weaver	QB	6-0	190	So.	1L	Hyattsville, Md./Dematha Catholic
63	Ryan Whaley	OL	6-3	270	So.	1L	Kinston, N.C./South Lenoir
23	Jamie Wilson	RB	6-1	205	So.	1L	Greenville, N.C./D.H. Conley
96	Marc Yellock	LB	6-5	235	So.	1L	Roxboro, N.C./Person County



*Kelvin Suggs*



*Jamie Wilson*



*Travis Darden*



# East Carolina Year-by-Year

Year	Coach	Overall C-USA	Bowl	Year	Coach	Overall C-USA	Bowl
1997	Steve Logan	5-6-0	4-2	1958	Jack Boone	6-4-0	
1996	Steve Logan	8-3-0		1957	Jack Boone	1-8-0	
1995	Steve Logan	9-3-0	Liberty	1956	Jack Boone	2-6-1	
1994	Steve Logan	7-5-0	Liberty	1955	Jack Boone	4-5-0	
1993	Steve Logan	2-9-0		1954	Jack Boone	5-4-1	Elks
1992	Steve Logan	5-6-0	Peach	1953	Jack Boone	8-2-0	
1991	Bill Lewis	11-1-0		1952	Jack Boone	6-3-2	Lions
1990	Bill Lewis	5-6-0		1951	Bill Dole	4-6-0	
1989	Bill Lewis	6-5-0		1950	Bill Dole	7-3-0	
1988	Art Baker	3-8-0		1949	Bill Dole	4-5-1	
1987	Art Baker	5-6-0		1948	Jim Johnson	0-9-0	
1986	Art Baker	3-8-0		1947	Jim Johnson	3-6-0	
1985	Art Baker	2-9-0		1946	Jim Johnson	5-3-1	
1984	Ed Emory	2-9-0		1941	John Christenberry	7-0-0	
1983	Ed Emory	8-3-0		1940	John Christenberry	5-3-0	
1982	Ed Emory	7-4-0		1939	O.A. Hankner	0-8-0	
1981	Ed Emory	5-6-0		1938	J.D. Alexander	1-6-1	
1980	Ed Emory	4-7-0		1937	J.D. Alexander	2-5-0	
1979	Pat Dye	7-3-1	Independence	1936	Bo Farley	2-2-0	
1978	Pat Dye	9-3-0		1935	G.L. Mathis	3-3-0	
1977	Pat Dye	8-3-0		1934	G.L. Mathis	1-4-1	
1976	Pat Dye	9-2-0		1933	Kenneth Beatty	1-5-0	
1975	Pat Dye	8-3-0		1932	Kenneth Beatty	0-5-0	
1974	Pat Dye	7-4-0					
1973	Sonny Randle	9-2-0					
1972	Sonny Randle	9-2-0					
1971	Sonny Randle	4-6-0					
1970	Mike McGee	3-8-0					
1969	Clarence Stasavich	2-7-0					
1968	Clarence Stasavich	4-6-0					
1967	Clarence Stasavich	8-2-0					
1966	Clarence Stasavich	4-5-1					
1965	Clarence Stasavich	9-1-0	Tangerine				
1964	Clarence Stasavich	9-1-0	Tangerine				
1963	Clarence Stasavich	9-1-0	Eastern				
1962	Clarence Stasavich	5-4-0					
1961	Jack Boone	5-4-1					
1960	Jack Boone	7-3-0					
1959	Jack Boone	5-6-0					

## BOWL RESULTS (6-3-0)

Bowl	Opponent	Result	Year
Liberty	Stanford	W 19-13	1995
Liberty	Illinois	L 0-30	1994
Peach	North Carolina St.	W 37-34	1992
Independence	Louisiana Tech	W 35-13	1978
Tangerine	Maine	W 31-0	1965
Tangerine	Massachusetts	W 14-13	1964
Eastern	Northeastern	W 27-6	1963
Elks	Morris-Harvey	L 0-12	1954
Lions	Clarion College	L 6-13	1952

# East Carolina School Records



## INDIVIDUAL

### GAME

Total Offense	453	Marcus Crandell vs. Syracuse . . . .Sept. 9, 1995
Yards Rushing	351	Scott Harley vs. N. Carolina St. . .Nov. 30, 1996
Rushing Attempts	42	Scott Harley vs. N. Carolina St. . .Nov. 30, 1996
Yards Passing	392	Marcus Crandell vs. Syracuse . . . .Sept. 9, 1995
Pass Attempts	62	Dan Gonzalez vs. Cincinnati . . . .Nov. 13, 1997
Pass Completions	37	Dan Gonzalez vs. Cincinnati . . . .Nov. 13, 1997
Yards Receiving	218	Terry Gallagher vs. Appalachian St. . .Sept. 13, 1975
Receptions	14	Dick Corrada vs. So. Illinois . . . .Oct. 17, 1970

### SEASON

Total Offense	3,182	Jeff Blake . . . . .1991
Yards Rushing	1,745	Scott Harley . . . . .1996
Rushing Attempts	340	Carlester Crumpler . . . . .1972
Yards Passing	3,073	Jeff Blake . . . . .1991
Pass Attempts	447	Marcus Crandell . . . . .1995
Pass Completions	253	Dan Gonzalez . . . . .1997
Yards Receiving	881	Hunter Gallimore . . . . .1991
Receptions	54	Troy Smith . . . . .1997
Touchdown Catches	10	Bobby Hodges, 1953 . . . .Clayton Driver, 1991
Interceptions	10	Jim Bolding . . . . .1975
Points	102	Carlester Crumpler . . . . .1972

### CAREER

Total Offense	7,641	Marcus Crandell . . . . .1993-96
Yards Rushing	3,745	Junior Smith . . . . .1991-94
Rushing Attempts	732	Junior Smith . . . . .1991-94
Yards Passing	7,198	Marcus Crandell . . . . .1993-96
Pass Attempts	1,113	Marcus Crandell . . . . .1993-96
Pass Completions	620	Marcus Crandell . . . . .1993-96
Yards Receiving	1,754	Mitchell Galloway . . . . .1993-96
Receptions	152	Jason Nicholls . . . . .1994-97
Touchdown Catches	21	Larry Shannon . . . . .1994-97
Interceptions	22	Jim Bolding . . . . .1973-76
Points	251	Jeff Heath . . . . .1982-85

## TEAM

### GAME

Points	74	vs. Newport News Apprentice . . .Nov. 14, 1959
Total Offense	699	vs. Virginia . . . . .Nov. 8, 1975
Yards Rushing	642	vs. Virginia . . . . .Nov. 8, 1975
Yards Passing	521	vs. Syracuse . . . . .Sept. 5, 1992
First Downs	36	vs. Virginia . . . . .Nov. 8, 1975
Total Defense	78	vs. Virginia Military Academy . . .Oct. 7, 1978
Rushing Defense	-12	vs. Davidson . . . . .Oct. 6, 1973
Passing Defense	11	vs. William & Mary . . . . .Nov. 11, 1978

### SEASON

Points	380	1979
Total Offense	5,228	1979
Yards Rushing	4,053	1979
Yards Passing	3,379	1991
First Downs	263	1979
Fewest Points Allowed	54	1963
Total Defense	1,957	1965
Rushing Defense	881	1965
Passing Defense	837	1978



Troy Smith



Danny Moore



# East Carolina Primary Media

## NEWSPAPERS

Dave Droschak  
Associated Press  
4020 W. Chase Blvd., St. 300  
Raleigh, NC 27607  
919/833-8687

Mike Grizzard  
Daily Reflector  
209 Cotanche Street  
Greenville, NC 27835  
Phone: 252/931-4212  
FAX: 252/754-8140

Al Myatt  
News & Observer  
702 East H Street  
Erwin, NC 28339  
Phone: 910/897-8023  
FAX: 910/897-2468

Johnny Moore  
Pirates Chest  
P.O. Box 2982  
Durham, NC 27715-2982  
Phone: 919/477-4588  
FAX: 919/477-6368

Sports Editor  
East Carolinian  
Publications Center  
East Carolina University  
Greenville, NC 27858  
Phone: 252/328-6366  
FAX: 252/328-6558

Jimmy Dupree  
Sports Editor  
Herald-Sun  
P.O. Box 2092  
Durham, NC 27702  
Phone: 919/419-6607  
FAX: 919/419-6889

Stan Olson  
Charlotte Observer  
P.O. Box 32188  
Charlotte, NC 28232  
Phone: 704/379-6445  
FAX: 704/358-5110

Daily News  
P.O. Box 0196  
Jacksonville, NC 28541-0196  
Phone: 704/353-1171  
FAX: 704/353-7316

Terry Oberle  
Winston-Salem Journal  
416-20 North Marshall St.  
Winston-Salem, NC 27102  
Phone: 910/727-7211  
FAX: 910/727-7315

Allen Johnson  
Greensboro News & Record  
P.O. Box 20848  
Greensboro, NC 27410  
Phone: 910/373-7062  
FAX: 910/373-7067

Todd Murray  
Free Press  
2103 North Queen Street  
Kinston, NC 28501  
Phone: 919/527-3191  
FAX: 919/527-8838

Tom Ham  
Daily Times  
P.O. Box 2447  
Wilson, NC 27894-2447  
919/243-5151

Doug Mead  
Fayetteville Observer  
P.O. Box 849  
Fayetteville, NC 28306  
Phone: 919/486-3523  
FAX: 919/486-3545

Ken Buday  
Sun-Journal  
226 Pollack Street  
New Bern, NC 28560-1149  
Phone: 919/638-8101  
FAX: 919/638-4664

Chuck Carree  
Wilmington Star-News  
P.O. Box 840  
Wilmington, NC 28401  
Phone: 910/343-2263  
FAX: 910/343-2227

David Williams  
News-Argus  
P.O. Box 10629  
Goldsboro, NC 27532  
Phone: 919/778-2211  
FAX: 919/778-9891

Mark Aumann  
Rocky Mount Evening  
Telegram  
P.O. Drawer 1080  
Rocky Mount, NC 27801  
Phone: 919/446-5161  
FAX: 919/446-4057

Jason Jenkins  
Daily News  
217 Market Street  
Washington, NC 27889  
Phone: 919/946-2144  
FAX: 919/946-9797

Steve Carlson  
Virginian-Pilot  
150 West Brambleton Ave.  
Norfolk, VA 23510  
Phone: 804/446-2366  
FAX: 804/453-9004

## RADIO PLAY BY PLAY

Jeff Charles  
Director of Electronic Media  
East Carolina University  
Ward Sports Medicine  
Building  
Greenville, NC 27858  
Phone: 252/328-4535  
FAX: 252/328-4528

Carlester Crumpler, Sr.  
Student Development Office  
East Carolina University  
Ward Sports Medicine  
Building  
Greenville, NC 27858

## RADIO

Henry Hinton  
WCZI-FM/WKQT-FM  
PO Box 1874  
Greenville, NC 27835  
Phone: 252/830-6678  
FAX: 252/355-8922

WRQR-FM  
P.O. Box 1546  
Greenville, NC 27835  
Phone: 252/830-0944  
FAX: 252/830-0047

WZMB-FM  
Mendenhall Student Center  
East Carolina University  
Greenville, NC 27858  
Phone: 252/328-6656  
FAX: 252/328-4773

Frank Gurner  
WDLX-FM  
P.O. Box 1707  
Washington, NC 27889  
Phone: 252/946-2162  
FAX: 252/946-0330

## TELEVISION

Brian Bailey  
WNCT-TV  
P.O. Box 898  
Greenville, NC 27835-0898  
Phone: 252/355-8555  
FAX: 252/355-8553

Rick Sullivan  
WLFL-TV  
3012 Highwoods Blvd.  
Raleigh, NC 27604  
Phone: 919/872-9535  
FAX: 919/878-3877

Bob Holliday  
WRAL-TV  
P.O. Box 12000  
Raleigh, NC 27605  
Phone: 919/821-8555  
FAX: 919/821-8541

Jim McSorley  
WNCN-TV  
1205 Front Street  
Raleigh, NC 27609  
Phone: 919/836-1717  
FAX: 919/836-1687

Ray Crawford  
WCTI-TV  
P.O. Box 2325  
New Bern, NC 28560  
Phone: 919/636-6842  
FAX: 919/636-6855

Trey Jones  
WITN-TV  
P.O. Box 468  
Washington, NC 27889  
Phone: 919/946-3135  
FAX: 919/946-0558

Tony Debo  
Sports Director  
WTVD-TV  
P.O. Box 2009  
Durham, NC 27702  
Phone: 919/683-1111  
FAX: 919/687-4373



# Houston



## QUICK FACTS

Location: Houston, Texas  
 Founded: 1927  
 Enrollment: 30,757  
 Nickname: Cougars  
 Colors: Scarlet and White  
 Stadium: Robertson Stadium (20,500)  
 President: Dr. Arthur K. Smith  
 Faculty Athletics Rep.: Richard Scamell  
 Athletic Director: Chet Gladchuk  
 Senior Woman Adm.: Diane Howell  
 Head Coach: Kim Helton



**Kim Helton**  
 Head Coach

## SPORTS INFORMATION

Assistant AD/SID: Donna Turner  
 Office Phone: 713/743-9404  
 Home Phone: 281/980-8572  
 Fax: 713/743-9411  
 E-mail: dturner@uh.edu  
 Website: www.uh.edu/athletics  
 Press Box Phone: TBA

## FOOTBALL FACTS

Basic Offense: .....Multiple Pro  
 Basic Defense: .....3-4  
 Lettermen Returning/Lost: .....43/24  
 Starters Returning: .....13  
 Offense .....9  
 Defense .....4  
 Specialists .....0  
 1997 Record: .....3-8  
 Postseason: .....None  
 All-Time Record: .....295-250-15 (.540)  
 Bowl Appearances: .....14  
 Bowl Record: .....7-6-1  
 Last Appearance: .....1996, Liberty



*Robertson Stadium (20,500)*



**Dr. Arthur K. Smith**  
 President



**Chet Gladchuk**  
 Athletic Director



**Diane Howell**  
 SWA



**Donna Turner**  
 Football SID

**Cougars**



# Houston

## 1998 SCHEDULE

### September

5	at California	2:30p
12	MINNESOTA	7:00p
19	UCLA	2:30p
26	at Tennessee	6:00p

### October

3	<b>MEMPHIS</b>	<b>7:00p</b>
10	<b>ARMY</b>	<b>7:00p</b>
24	at North Texas	6:30p
31	<b>at East Carolina</b>	<b>4:00p</b>

### November

7	<b>SOUTHERN MISS</b>	<b>2:30p</b>
14	<b>at Cincinnati</b>	<b>2:30p</b>
21	<b>at Tulane</b>	<b>5:00p</b>

All times Central and subject to change. *Conference games in bold italics.*



## KIM HELTON

Hometown: Pensacola, Fla.  
Alma Mater: Florida '70  
Born: July 28, 1948

### Coaching Experience

1993-	Houston	Head Coach - 14-41-1 (.259) 5 seasons
1990-92	Los Angeles Raiders	Offensive Line Coach
1987-89	Houston Oilers	Offensive Line Coach
1983-86	Tampa Bay Buccaneers	Offensive Line Coach
1979-82	Miami (Fla.)	Offensive Coordinator
1973-78	Florida	Offensive Line Coach
1972	Florida	Graduate Assistant
1970-71	Eastside High School (Gainesville, Fla.)	

Career Head Coaching Record: 14-41-1 (.259) 5 seasons

### Coaching Staff

Offensive Coordinator/Quarterbacks	Dan Lounsbury (Arkansas '74)
Defensive Coordinator	Gary Bartel (Texas Tech '75)
Linebackers	Danny Palmer (Southern Miss '72)
Defensive Backs	Donnie Henderson (Utah State '80)
Defensive Line	Jim Washburn (Gardner-Webb '73)
Tight Ends	Tiandre Sanders (Houston '96)
Running Backs	Clay Helton (Houston '94)
Offensive Line	George Yarno (Washington State '79)
Wide Receivers	Tyrone Dixon (Indiana, Pa. '86)
Special Teams	Chad O'Shea (Houston '94)

Football Office Phone: 713/743-9388 Fax 713/743-9428

## 1997 RESULTS

A30	at (15) Alabama	L	17-42	0-1
S6	CALIFORNIA	L	3-35	0-2
S13	*PITTSBURGH	L	24-35	0-3
S27	at Minnesota	W	45-43	1-3
O4	at (22) UCLA	L	10-66	1-4
O18	*CINCINNATI	W	41-38 (2OT)	2-4
O25	at Louisville	W	36-22	3-4
N1	at Memphis	L	3-24	3-5
N8	*EAST CAROLINA	L	27-28	3-6
N15	at Southern Miss	L	0-33	3-7
N22	TULANE	L	10-44	3-8

\*Games played at Robertson Stadium. All other home games at Astrodome.



## KEY DATES

- Veterans Report:** August 7
- Freshmen Report:** August 4
- Media Day:** August 14
- Fall Classes Begin:** August 25

## 1997 TEAM STATISTICS

Category	UH	Opponents
First Downs	216	410
Rushes-Yards	404-1343	432-1686
Rushing Yards/Game	122.1	153.3
Passes Att./Comp./Int.	395-202-15	330-206-7
Completion Pct.	.511	.624
Passing Yards	2301	2858
Passing Yards/Game	209.2	259.8
Total Off. Plays/Yds	799-3644	762-4544
Total Offense/Game	331.3	413.1
Punts-Average	68-41.1	56-37.0
Punt Returns-Avg.	25-5.3	43-8.7
Kickoff Returns-Avg.	45-21.8	35-21.2
Interceptions-Yards	7-5.1	15-19.6
Fumbles-Lost	16-12	24-17
Penalties-Yards	84-739	89-711
3rd Down Conversions	62-179	63-161
3rd Down Conversion Pct.	.350	.390
4th Down Conversions	6-17	10-15
4th Down Conversion Pct.	.350	.670
Avg. Time of Possession	31:39	28:21

## NOTING THE COUGARS

- ★ For the first time since 1949, Houston will play all of its home games on campus at Robertson Stadium. The Cougars have played five games at Robertson over the last three seasons and are 18-16-1 all-time there.
- ★ Quarterback Jason McKinley became the second straight UH player to be named Conference USA Freshman of the Year last season. McKinley completed 166-of-314 passes for 1,910 yards and 9 TD's.
- ★ Despite missing nearly four full games following an emergency appendectomy, junior tailback Ketric Sanford still finished third in C-USA in rushing with 636 yards on 151 carries (4.2). He totaled 1,267 all-purpose yards.
- ★ Freshman wide receiver Orlando Iglesias was named to C-USA's All-Freshman Team as well as being named a second team Freshman All-America by the Sporting News last season. Iglesias caught 33 passes for 529 yards (16.0 ypc) with a pair of touchdowns.

## 1997 INDIVIDUAL LEADERS

Rushing	Att.	Yds.	Avg.	TD	Long
Ketric Sanford	150	636	4.2	3	25
Vaughn Inniss	143	570	4.0	1	42
Jay McGuire	56	203	3.6	9	27
TOTALS	404	1343	3.3	13	42

Passing	Att.	Comp	Pct.	INT	Yards	TD
Jason McKinley	314	166	52.9	11	1910	9
Tyson Helton	77	34	44.2	4	384	1
TOTALS	395	202	51.1	15	2301	10

Receiving	Rec	Yds.	Avg.	TD	Long
Robbie Wheeler	42	470	11.2	2	57
Maurice Bryant	39	483	12.4	1	38
Orlando Iglesias	33	529	16.0	2	39
Scott Regimbald	25	260	10.4	0	22
Ketric Sanford	14	101	7.2	0	20
TOTALS	202	2301	11.4	10	78

Field Goals	Made-Att.	Pct.	Long
Sebastian Villareal	16-21	.762	44

Punting	No.	Yards	Avg.	In 20	Long
Ignacio Saucedo	68	2794	41.1	19	63

Kickoff Returns	No.	Yards	Avg.	TDS	Long
Ketric Sanford	19	530	27.9	0	79
Kendall Williams	11	225	20.5	0	37
TOTALS	45	982	21.8	0	79

Punt Returns	No.	Yds.	Avg.	TDs	Long
Robbie Wheeler	13	76	5.8	0	51
Malik Ledbetter	12	56	4.7	0	9
TOTALS	25	132	5.3	0	51

Tackles	Solos	Ast	Total
Mike Parker	48	33	81
Malik Ledbetter	49	22	72
Micah Malone	47	23	70
Stedmon Forman	30	23	53
Vaughn Washington	21	22	43
TOTALS	486	302	788

Interceptions	No.	Yds.	Avg.	TD
Malik Ledbetter	2	31	15.5	0
Thomathan Good	2	0	0.0	0
TOTALS	7	36	5.1	0

## 1998 DEPTH CHART

(Returning starters in bold)

### Lettermen

Returning/Lost: 43/24

### Starters

Offensive Returning/Lost: 9/2

Defensive Returning/Lost: 4/7

Special Teams Returning/Lost: 0/2

### Offense

SE Halley Spencer, Richard Edwards,  
Ray Woods, Jr.  
LT **Josh Lovelady**, Jabari Beauford  
LG **Gregory Brown**, Ryan Hendrickson  
C Jeff Medford, Truett Novosad,  
Chris Gamble  
RG **Wilbert Brown**, Nathan Woody  
RT **Justin Stille**, **Charles Johnson**  
TE **Scott Regimbald**, Jonathan Dennis,  
Ed Kelley  
FL **Orlando Iglesias**, Jason deGroot,  
Daniel Belcha  
QB **Jason McKinley**, Tyson Helton,  
Brian Thiebaud  
H-B Damien Montgomery or Kendall Williams  
TB **Ketric Sanford**, Vaughn Inniss,  
Tommie Baldwin



*Ketric Sanford*

### Defense

LE Patterson Owens, Mike Knepper,  
Jeff Mathews  
NT Mike DeRouselle, Patrick James,  
Patrick Boatner  
RE Adriano Belli, Jeremy Griffith,  
Robin Tremblay  
OLB **Micah Malone**, Waymond Ervin  
WLB Wayne Rogers, Theoran Walker  
SLB Sam Hairston, Brant Stogner  
OLB **Louis Hampton** or Ahmad Charles  
LCB Derrick Boxill, Stephen Scott,  
Bachie McGruder  
RCB **William Fields**, Frederick Conley,  
Marcus Smith  
SS **Stedmon Forman**, Eric Wilson,  
Cedric Hardeman  
FS Emile White, David Williams,  
Glenn Odell

### Specialists

K Mike Waddell, Joey Saavedra  
P Ivan Luna

### Key Losses

C Ben Fricke  
SE Maurice Bryant  
H-B Robbie Wheeler  
LDE Leonta Rheams  
NT Antoine Simpson  
RDE Rusty Foster  
WLB Mike Parker  
SLB Vaughn Washington  
CB Thomathan Good  
FS Malik Ledbetter

## 1998 SPRING SIGNEES

NO	NAME	POS.	HT.	WT.	YR.	HOMETOWN/HS, JC or COLLEGE
58	Joshua Ballard	OL	6-4	285	Fr.	Corsicana, Texas/Corsicana
83	Sam Breeden, Jr.	WR	6-3	200	Fr.	Hamlet, N.C./Richmond County
30	Clint deGroot	DB	6-0	180	Fr.	Santa Fe, Texas/Santa Fe
51	Percy Fohman	LB	6-1	210	Fr.	Garland, Texas/Lakeview
57	Arthur Gissendanner	LB	6-3	200	Fr.	Bradenton, Fla./Southeast
23	Mike Green	RB	6-0	230	Jr.	Houston, Texas/Klein/Blinn CC
4	Kenny Hill	DB	5-9	190	Jr.	Galveston, Texas/Ball/Blinn CC
40	Kairon Hill	RB	6-1	205	Fr.	DeLand, Fla./Pierson Taylor
17	Greg Holte	DB	6-1	185	Fr.	Bradenton, Fla./Southeast
27	Jernian James	WR	6-1	185	Jr.	Galveston, Texas/Ball/Navarro JC
99	Patrick James	DL	6-3	270	Jr.	Harvey, La./Tyler JC
42	T.J. Light	DL	6-3	271	Jr.	Lumberton, Texas/Blinn JC
45	Jeremy Maxon	LB	6-2	220	Jr.	Shelby, Miss./Mississippi Delta CC
89	Jeremy McCardell	LB	6-1	210	Fr.	New Caney, Texas/New Caney
26	Reggie Medlock	DB	5-11	175	Fr.	Irving, Texas/Irving
49	Jason Parker	DB	5-9	180	Fr.	Chesapeake, Va./Fork Union
94	Kevin Payne	DL	6-5	280	Fr.	Orlando, Fla./Evans
41	Leif Penn	RB	5-10	190	Fr.	North Miami Beach, Fla./Edison
87	Jonathan Pritchett	TE	6-4	220	Fr.	Friendswood, Texas/Clear Brook
1	Joffrey Reynolds	RB	5-11	200	Fr.	Tyler, Texas/Lee
82	Brian Robinson	WR	6-4	175	Fr.	Daytona Beach, Fla./Mainland
60	Erick Terrel	OL	6-7	270	Fr.	Amarillo, Texas/River Road
31	Damon Terrell	RB	5-10	190	Fr.	Gadsden, Ala./Sansom
12	Pat Walker	QB	6-4	225	Fr.	Walker, La./Walker
66	Chris Wheeler	OL	6-3	285	Fr.	Houston, Texas/Madison
98	Rufus Williams	DL	6-6	250	Fr.	Daytona Beach, Fla./Mainland
37	Ray Woods, Jr.	DB	6-0	186	Fr.	Woodbridge, Va./Hylton/Fork Union

# 1998 ROSTER



NO.	NAME	POS.	HT.	WT.	YR.	EXP.	HOMETOWN/HS, JC or COLLEGE
29	Tommie Baldwin	RB	5-11	218	Fr.-R	RS	Houston, Texas/Aldine MacArthur
79	Jabari Beauford	OT	6-4	310	Fr.-R	RS	Houston, Texas/Strake Jesuit
81	Daniel Belcha	WR	6-4	192	So.	1L	Fort Worth, Texas/Wyatt
90	Adriano Belli	DE	6-6	256	Jr.	2L	Toronto, Ontario/Central Tech
77	Patrick Boatner	DL	6-2	290	Fr.-R	SQ	Shalimar, Fla./Choctawhatchee
3	Derrick Boxill	DB	5-10	172	Sr.-R	2L	Scarborough, Ontario/MacDonald
68	Gregory Brown	OG	6-1	295	Jr.-R	3L	Miami, Fla./Hialeah
74	Wilbert Brown	OG	6-2	305	Sr.	RS	Hooks, Texas/Hooks
55	Gabriel Castaneda	OL/DL	6-0	242	Fr.-R	2L	Pasadena, Texas/South Houston
50	Ahmad Charles	OLB	6-2	240	Jr.-R	SQ	Cleveland, Texas/Cleveland
27	Frederick Conley	WR	5-8	188	So.-R	RS	Mount Carmel, Texas/Mount Carmel
58	Zach Crew	LB	6-2	225	Fr.-R	SQ	Huffman, Texas/Hargrave
5	Jason deGroot	WR	5-10	182	Sr.-R	3L	Santa Fe, Texas/Santa Fe
4	Carl Delahoussaye	RB	5-8	183	So.	2L	Port Arthur, Texas/Lincoln
84	Jonathan Dennis	TE/FB	6-2	255	Sr.	3L	Pensacola, Fla./Pensacola
80	Mike DeRousselle	NT	6-2	295	Jr.-R	2L	Houston, Texas/Sharpstown
85	Richard Edwards	WR	5-10	190	Sr.-R	2L	Houston, Texas/Smiley
48	Ubong Epkin	LB	6-1	225	Jr.-R	SQ	Houston, Texas/Alief Hastings
43	Waymond Ervin	OLB	6-1	210	Fr.-R	RS	Dallas, Texas/Bishop Dunne
35	William Fields	CB	5-10	175	Jr.	2L	Copperas Cove, Texas/Copperas Cove
25	Freddie Fisher	ILB	6-1	230	Jr.-R	SQ	Cleveland, Texas/Cleveland
24	Stedmon Forman	SS	5-9	204	Sr.	3L	Garland, Texas/Garland
2	Brian Freeman	LB	5-11	222	So.-R	SQ	Buffalo, Texas/Corsicana/Navarro JC
53	George Gaines	LB	6-0	232	Jr.-R	SQ	Austin, Texas/Reagan
61	Chris Gamble	C	6-1	264	Sr.-R	SQ	Humble, Texas/Humble
72	Jeremy Griffith	DE	6-4	280	Fr.-R	RS	Ft. Walton Beach, Fla./Choctawhatchee
34	Sam Hairston	ILB	6-2	240	So.	1L	Shalimar, Fla./Choctawhatchee
47	Louis Hampton	OLB	6-2	240	Sr.-R	3L	Killeen, Texas/Killeen
38	Cedric Hardeman	S	5-10	200	Sr.	2L	Houston, Texas/Hastings
30	James Hathorn	P/K	5-11	173	Jr.-R	SQ	Lufkin, Texas/Lufkin
15	Tyson Helton	QB	6-2	192	Jr.-R	2L	Sugar Land, Texas/Clements
62	Ryan Hendrickson	OG	6-3	296	So.-R	1L	Arlington, Texas/Martin
34	Leon Hines	RB	5-7	221	So.-R	RS	Houston, Texas/South Houston
82	Jason Hoelscher	LB	6-1	215	So.-R	RS	Houston, Texas/ElCampo/Sam Houston
31	Chad Holeman	LB	5-11	217	So.-R	RS	Sugar Land, Texas/Clements
18	Orlando Iglesias	WR	6-3	215	So.	1L	Miami, Fla./Coral Park
6	Vaughn Inniss	RB	5-9	194	Sr.	1L	Baytown, Texas/Lee/Blinn JC
69	Charles Johnson	OT	6-3	315	Sr.-R	2L	Tuscaloosa, Ala./Central
59	Brian Jones	OLB	6-0	213	Fr.-R	RS	Inez, Texas/Victoria
91	Joe Jones	LB	5-9	251	Jr.-R	SQ	Cumberland Valley, Texas/Cumberland Valley
41	Sharif Abdul Kareem	LB	6-2	256	Sr.	RS	Houston, Texas/DuBois HS, Chicago, Ill.
88	Ed Kelley	TE	6-5	256	So.	1L	Houston, Texas/Aldine MacArthur
92	Mike Knepper	DE	6-2	283	Jr.	2L	Garland, Texas/Garland
61	Travis Lewis	OL	6-0	269	So.-R	RS	Texas City, Texas/Texas City
18	Dwon Lightfoot	CB	5-8	177	So.-R	RS	Houston, Texas/Sterling
71	Josh Lovelady	OT	6-3	320	So.-R	1L	Midfield, Texas/Tidehaven
70	Drew Lowery	OT	6-5	282	Fr.-R	RS	Tyler, Texas/Lee
86	Ivan Luna	P	5-8	223	So.-R	RS	Farmers Branch, Texas/Carrollton
60	Adeleye Lufadeju	LB	5-11	210	So.	RS	Houston, Texas/Mayde Creek
19	Micah Malone	OLB	6-2	208	Jr.	2L	Clute, Texas/Brazoswood
24	Rafe Mata	WR	5-11	192	Fr.-R	RS	Overton, Texas/Kilgore
2	Bachie McGruder	CB	5-11	165	So.	1L	Waxahachie, Texas/Waxahachie
16	Jason McKinley	QB	6-3	222	So.-R	1L	Austin, Texas/Westwood
64	Jeff Medford	C	6-4	284	Jr.-R	2L	Lufkin, Texas/Lufkin
14	Damien Montgomery	WR	5-10	160	So.	RS	Houston, Texas/Yates
54	Truett Novosad	OL	6-0	292	Jr.-R	2L	College Station, Texas/A&M Consolidated
8	Glenn Odell	FS	6-2	192	Jr.-R	1L	Stephenville, Texas/Stephenville
76	Patterson Owens	DE	6-6	282	Sr.-R	1L	Mobile, Ala./LeFlore/Hinds JC
20	Parris Patrick	RB	5-8	200	So.-R	SQ	Houston, Texas/Alief Hastings
20	Devon Pender	DB	6-0	192	Sr.-R	1L	Chapel Hill, Texas/Trinity Valley JC
46	Lance Phillips	LB	6-1	188	Fr.-R	RS	Friendswood, Texas/Friendswood
21	Scott Regimbald	TE	6-2	229	Jr.	2L	Montreal, Quebec/Champlain
51	Brent Richards	OL	6-4	292	Fr.-R	RS	Richmond, Texas/Richmond
59	James Robertson, Jr.	OL/DL	6-1	230	So.-R	SQ	Houston, Texas/Klein Forest
82	Jonathan Robinson	DB	6-0	220	So.-R	SQ	Houston, Texas/Lamar
10	Wayne Rogers	ILB	6-2	236	So.	1L	Waco, Texas/Waco University
41	Tyrek Russell	RB	5-9	199	Jr.-R	SQ	Houston, Texas/Hastings
91	Joey Saavedra	PK	5-7	176	Fr.-R	RS	Friendswood, Texas/Clear Brook
7	Ketric Sanford	RB	5-10	200	Jr.	2L	Corsicana, Texas/Corsicana
43	Stephen Scott	DB	5-2	181	So.-R	SQ	Houston, Texas/Booker T. Washington
23	Luke Shipley	DB	6-0	190	Fr.-R	RS	Conroe, Texas/Conroe
28	Marcus Smith	CB	5-10	172	So.-R	1L	Dallas, Texas/Carter
41	Mike Smith	WR	6-0	185	Sr.-R	SQ	DeLand, Fla./De Land
39	Halley Spencer	WR	5-9	182	Jr.-R	1L	Houston, Texas/Waltrip
89	Daamon Spivey	OL	6-4	270	So.-R	RS	Missouri City, Texas/Dulles
78	Justin Stille	OT	6-4	290	Jr.-R	2L	San Antonio, Texas/Southwest
52	Brant Stogner	LB	6-2	238	Fr.-R	RS	El Campo, Texas/El Campo
56	Kerry Strong	C	6-2	280	Fr.-R	RS	Bridge City, Texas/Bridge City
12	Marcus Sullivan	DB	5-8	152	So.-R	SQ	Memphis, Tenn./Central
28	Damien Terry	RB	5-9	184	Fr.-R	RS	Houston, Texas/Madison
13	Brian Thiebaud	QB	6-2	212	So.-R	1L	Corsicana, Texas/Corsicana
96	Robin Tremblay	DE	6-2	280	Fr.-R	RS	Anc-Lorette, Quebec/Champlain
93	Mike Waddell	K	6-0	195	Sr.-R	SQ	LaPorte, Texas/LaPorte
9	Theoran Walker	ILB	6-1	238	Sr.	1L	Houston, Texas/Worthing/Blinn JC
47	Caleb Walton	RB	6-2	238	So.-R	SQ	Houston, Texas/Eisenhower
22	Emile White	FS	6-0	210	So.	1L	Houston, Texas/Wheatley
48	David Williams	DB	5-9	172	So.-R	SQ	Sweeney, Texas/Sweeney
31	Elijah Williams	RB	5-7	219	Jr.	SQ	Houston, Texas/Lamar
3	Kendall Williams	WR	5-10	185	So.	1L	Dallas, Texas/Roosevelt
42	Raul Williamson	LB	5-8	182	So.-R	SQ	San Antonio, Texas/East Central
36	Eric Wilson	SS	5-10	193	So.-R	1L	Spring, Texas/Spring
65	Nathan Woody	OG	6-4	280	So.-R	SQ	Waco, Texas/Midway
32	Mike Zajac	SS	6-2	220	Fr.-R	RS	Dallas, Texas/Bishop Lynch



Patterson Owens



William Fields



Scott Regimbald



# Houston Year-by-Year

Year	Coach	Overall	C-USA	Bowl	Year	Coach	Overall	C-USA	Bowl
1997	Kim Helton	3-8-0	2-4		1962	Bill Yeoman	7-4-0		Tangerine
1996	Kim Helton	7-5-0	4-1	Liberty	1961	Hal Lahar	5-4-1		
1995	Kim Helton	2-9-0			1960	Hal Lahar	6-4-0		
1994	Kim Helton	1-10-0			1959	Hal Lahar	3-7-0		
1993	Kim Helton	1-9-1			1958	Hal Lahar	5-4-0		
1992	John Jenkins	4-7-0			1957	Hal Lahar	5-4-1		
1991	John Jenkins	4-7-0			1956	Bill Meek	7-2-1		
1990	John Jenkins	10-1-0			1955	Bill Meek	6-4-0		
1989	Jack Pardee	9-2-0			1954	Clyde Lee	5-5-0		
1988	Jack Pardee	9-3-0		Aloha	1953	Clyde Lee	4-4-1		
1987	Jack Pardee	4-6-1			1952	Clyde Lee	8-2-0		Salad
1986	Bill Yeoman	1-10-0			1951	Clyde Lee	6-5-0		
1985	Bill Yeoman	4-7-0			1950	Clyde Lee	4-6-0		
1984	Bill Yeoman	7-5-0		Cotton	1949	Clyde Lee	5-4-1		
1983	Bill Yeoman	4-7-0			1948	Clyde Lee	5-6-0		
1982	Bill Yeoman	5-5-1			1947	Jewell Wallace	3-8-0		
1981	Bill Yeoman	7-4-1		Sun	1946	Jewell Wallace	4-6-0		
1980	Bill Yeoman	7-5-0		Garden St.					
1979	Bill Yeoman	11-1-0		Cotton					
1978	Bill Yeoman	9-3-0		Cotton					
1977	Bill Yeoman	6-5-0							
1976	Bill Yeoman	10-2-0		Cotton					
1975	Bill Yeoman	2-8-0							
1974	Bill Yeoman	8-3-1		Bluebonnet					
1973	Bill Yeoman	11-1-0		Bluebonnet					
1972	Bill Yeoman	6-4-1							
1971	Bill Yeoman	9-3-0		Bluebonnet					
1970	Bill Yeoman	8-3-0							
1969	Bill Yeoman	9-2-0		Bluebonnet					
1968	Bill Yeoman	6-2-2							
1967	Bill Yeoman	7-3-0							
1966	Bill Yeoman	8-2-0							
1965	Bill Yeoman	4-5-1							
1964	Bill Yeoman	2-6-1							
1963	Bill Yeoman	2-8-0							

## BOWL RESULTS (7-6-1)

Bowl	Opponent	Result	Year
Liberty	Syracuse	L 17-30	1996
Aloha	Washington State	L 22-24	1988
Cotton	Boston College	L 28-45	1985
Sun	Oklahoma	L 14-30	1981
Garden State	Navy	W 35-0	1980
Cotton	Nebraska	W 17-14	1980
Cotton	Notre Dame	L 34-35	1979
Cotton	Maryland	W 30-21	1977
Bluebonnet	North Carolina St.	T 31-31	1974
Bluebonnet	Tulane	W 47-7	1973
Bluebonnet	Colorado	L 17-29	1971
Bluebonnet	Auburn	W 36-7	1969
Tangerine	Miami (Ohio)	W 49-21	1962
Salad	Dayton	W 26-21	1952

# Houston School Records



## INDIVIDUAL

### GAME

Total Offense	732	David Klingler vs. Arizona State . . .Dec. 1, 1990
Yards Rushing	282	Paul Gipson vs. Tulsa . . . . .Nov. 23, 1968
Rushing Attempts	37	Paul Gipson vs. Georgia . . . . .Nov. 2, 1968
Yards Passing	716	David Klingler vs. So. Methodist .Oct. 21, 1989
Pass Attempts	76	David Klingler vs. So. Methodist .Oct. 20, 1990
Pass Completions	48	David Klingler vs. So. Methodist .Oct. 20, 1990
Yards Receiving	262	Elmo Wright vs. Wyoming . . . . .Nov. 22, 1969
Receptions	19	Manny Hazard vs. Texas Christian . . .Nov. 4, 1989

### SEASON

Total Offense	5,221	David Klingler . . . . .1990
Yards Rushing	1,757	Robert Newhouse . . . . .1971
Rushing Attempts	277	Robert Newhouse . . . . .1971
Yards Passing	5,140	David Klingler . . . . .1990
Pass Attempts	643	David Klingler . . . . .1990
Pass Completions	374	David Klingler . . . . .1990
Yards Receiving	1,689	Manny Hazard . . . . .1989
Receptions	142	Manny Hazard . . . . .1989
Touchdown Catches	22	Manny Hazard . . . . .1989
Interceptions	12	Cornelius Price . . . . .1989
Points	131	Roman Anderson . . . . .1989

### CAREER

Total Offense	9,327	David Klingler . . . . .1988-91
Yards Rushing	3,247	Chuck Weatherspoon . . . . .1987-90
Rushing Attempts	461	Robert Newhouse . . . . .1969-71
Yards Passing	9,430	David Klingler . . . . .1988-91
Pass Attempts	1,262	David Klingler . . . . .1988-91
Pass Completions	726	David Klingler . . . . .1988-91
Yards Receiving	3,347	Elmo Wright . . . . .1968-70
Receptions	220	Manny Hazard . . . . .1989-90
Touchdown Catches	34	Elmo Wright . . . . .1968-70
Interceptions	16	Cornelius Price . . . . .1988-89
Points	423	Roman Anderson . . . . .1988-91

## TEAM

### GAME

Points	100	vs. Tulsa . . . . .Nov. 23, 1968
Total Offense	1,021	vs. Southern Methodist . . . . .Oct. 21, 1989
Yards Rushing	555	vs. Tulsa . . . . .Nov. 23, 1968
Yards Passing	771	vs. Southern Methodist . . . . .Oct. 21, 1989
First Downs	37	vs. Tulsa . . . . .Nov. 23, 1968
Total Defense	74	vs. Mississippi State . . . . .Oct. 4, 1969
Rushing Defense	-20	vs. Mississippi State . . . . .Oct. 4, 1969
Passing Defense	0	Twice; last: vs. Tennessee . . . . .Dec. 5, 1953

### SEASON

Points	589	1989
Total Offense	6,874	1989
Yards Rushing	3,798	1973
Yards Passing	5,624	1989
First Downs	311	1990
Fewest Points Allowed	80	1952
Total Defense	2,076	1967
Rushing Defense	943	1946 and 1967
Passing Defense	574	1957



Jason McKinley



Micah Malone



# Houston Primary Media

## NEWSPAPERS

Mike Lutz  
Associated Press  
16945 Northchase Dr. St. 2110  
Houston, TX 77060  
Phone: 281/872-8900  
FAX: 281/872-9988

Jerry Wizig  
Houston Chronicle  
8001 Larkspur  
Texas City, TX 77591  
Phone: 409/938-4855  
FAX: 409/938-1818

Jonathan Feigen  
Houston Chronicle  
P.O. Box 4260  
Houston, TX 77210-4260  
Phone: 713/220-7891  
FAX: 713/220-7866

Dale Robertson  
Houston Chronicle  
20718 Trellis Lane  
Houston, TX 77073  
Phone: 713/443-6733

David Barron  
Houston Chronicle  
Box 4260  
Houston, TX 77210-4260  
Phone: 713/220-7891  
FAX: 713/220-7866

Fran Blinebury  
Houston Chronicle  
2027 Stetson Place Court  
Richmond, TX 77469  
Phone: 713/220-7891  
FAX: 713/220-7866

Daily Cougar  
University of Houston  
Houston, TX 77024-4071  
Phone: 713/743-5303  
FAX: 713/743-5384

Al Carter  
Dallas Morning News  
11531 Sagewillow  
Houston, TX 77089  
Phone: 713/484-3098  
FAX: 713/922-1515

Alan Owen  
Texas Sports Weekly  
16311 Cranwood Dr., Suite 200  
Klein, TX 77379-7621

## RADIO

Bill Yeoman  
Radio Analyst  
University of Houston  
Athletics Development, Suite  
2004  
Houston, TX 77204-6742  
Phone: 713/743-9450  
FAX: 713/743-9451

Ralph Cooper  
KCOH  
5011 Almeda  
Houston, TX 77004  
Phone: 713/523-2581  
FAX: 713/529-9117

Kenny Hand, Lance Zeirlen  
KILT  
24 Greenway Plaza, #1900  
Houston, TX 77046  
Phone: 713/881-5100  
FAX: 713/881-5199

Matt Thomas, Jim Kozimor  
KSEV/KPRC  
11767 Katy Fwy, Suite 1170  
Houston, TX 77079  
Phone: 713/588-4800  
FAX: 713/588-4820

Russ Small, David Dalati,  
Charlie Pallilo, Tony Ortiz,  
Andre Smith, Tom Franklin  
KTRH Sports  
Box 1520  
Houston, TX 77001  
Phone: 713/630-3628  
FAX: 713/630-3666

Sam Malone  
KRBE  
4701 Caroline  
Houston, TX 77004  
Phone: 713/523-2581  
FAX: 713/529-9117

## TELEVISION

Bob Allen  
KTRK TV  
Box 13  
Houston, TX 77001  
Phone: 713/663-4539  
FAX: 713/663-4591

Mark Berman  
KRIV TV  
421 SW Freeway  
Houston, TX 77027  
Phone: 713/625-1905  
FAX: 713/626-9872

Carleton Cole  
KHOU TV  
P.O. Box 11  
Houston, TX 77001  
Phone: 713/521-4375  
FAX: 713/420-7763

Gifford Nielsen  
KHOU-TV  
3665 Maranatha  
Sugar Land, TX 77479  
Phone: 713/284-8708

John Granato  
KNWS-TV  
8440 Westpark  
Houston, TX 77063  
Phone: 713/974-5151  
FAX: 713/975-6397

Craig Roberts  
KPRC-TV  
P.O. Box 2222  
Houston, TX 77001  
Phone: 713/778-4986  
FAX: 713/771-4930



# Louisville



## QUICK FACTS

Location: Louisville, Ky.  
 Founded: 1798  
 Enrollment: 42,000  
 Nickname: Cardinals  
 Colors: Red and Black  
 Stadium: Papa John's Cardinal Stadium (42,000)  
 President: Dr. John Shumaker  
 Faculty Athletics Rep.: Dr. Arthur Riehl  
 Athletic Director: Tom Jurich  
 Senior Woman Adm.: Julie Hermann  
 Head Coach: John L. Smith




**John L. Smith**  
 Head Coach

## SPORTS INFORMATION

Assistant SID/Football Contact: Ken Horn  
 Office Phone: 502/852-6581  
 Home Phone: 502/327-8108  
 Fax: 502/852-7401  
 E-Mail: kehorn01@homer.louisville.edu  
 Website: www.louisville.edu/athletics  
 Press Box Phone: TBA

## FOOTBALL FACTS

Basic Offense: . . . . . One-back  
 Basic Defense: . . . . . 4-3 Flex  
 Lettermen Returning/Lost: . . . . . 39/16  
 Starters Returning: . . . . . 15  
 Offense . . . . . 8  
 Defense . . . . . 5  
 Specialists . . . . . 2  
 1997 Record: . . . . . 1-10-0  
 Postseason: . . . . . None  
 All-Time Record: . . . . . 344-375-17 (.479)  
 Bowl Appearances: . . . . . 5  
 Bowl Record: . . . . . 3-1-1  
 Last Appearance: . . . . . 1993, Liberty



*Papa John's Cardinal Stadium (42,000)*

Cardinals



**Dr. John Shumaker**  
 President



**Tom Jurich**  
 Athletic Director



**Julie Hermann**  
 SWA



**Ken Horn**  
 Football SID



# Louisville

## 1998 SCHEDULE

### September

5	KENTUCKY	3:00p
12	at Utah	9:00p
19	at Illinois	12:30p
26	BOSTON COLLEGE	2:00p

### October

3	<i>CINCINNATI</i>	2:00p
10	at <i>Southern Miss</i>	6:00p
17	at <i>Tulane</i>	3:30p
24	<i>MEMPHIS</i>	2:00p
31	WESTERN KENTUCKY	2:00p

### November

14	at <i>East Carolina</i>	2:00p
21	<i>ARMY</i>	2:00p

All times Eastern and subject to change.  
Conference games in bold italics.

## 1997 RESULTS

A30	at Kentucky	L	24-38	0-1
S6	UTAH	L	21-27	0-2
S13	ILLINOIS	W	26-14	1-2
S20	(1) PENN STATE	L	21-57	1-3
S27	at Oklahoma	L	14-35	1-4
O4	at Southern Miss	L	24-42	1-5
O11	TULANE	L	33-64	1-6
O25	HOUSTON	L	22-36	1-7
N1	EAST CAROLINA	L	31-45	1-8
N8	at Cincinnati	L	9-28	1-9
N15	at Memphis	L	20-21	1-10



## KEY DATES

**Veterans Report:** August 11

**Freshmen Report:** August 7

**Media Day:** August 12

**Fall Classes Begin:** August 24



## JOHN L. SMITH

Hometown: Idaho Falls, Idaho  
Alma Mater: Weber State '71  
Born: November 15, 1948

### Coaching Experience

1998-	Louisville	Head Coach - First season
1994-97	Utah State	Head Coach - 16-18-0 (.471) 3 seasons
1989-94	Idaho	Head Coach - 53-21-0 (.716) 6 seasons
1987-88	Washington State	Asst. Head Coach/Defensive Coordinator
1986	Wyoming	Asst. Head Coach/Defensive Coordinator
1982-85	Idaho	Asst. Head Coach/Defensive Coordinator
1977-81	Nevada	Defensive Coordinator
1972-76	Montana	Assistant Coach
1971	Weber State	Graduate Assistant

Career Head Coaching Record: 69-39-0 (.638) 9 seasons

### Coaching Staff

Assistant Head Coach/Offensive Line	Art Valero (Boise State '80)
Offensive Coordinator/Quarterbacks	Bob Petrino (Carroll (Mont.) College '83)
Defensive Coordinator/Safeties	Chris Smeland (Cal Poly SLO '74)
Linebackers	Mike Cox (Idaho '89)
Cornerbacks	Greg Burns (Washington State '95)
Defensive Line	Nick Holt (Pacific '85)
Running Backs	Charles Chandler (Central Washington '88)
Wide Receivers	Paul Petrino (Carroll (Mont.) College '89)
Tight Ends	Greg Nord (Kentucky '78)

Football Office Phone: 502/852-6325 Fax 502/852-8767

## 1997 TEAM STATISTICS

Category	UL	Opponents
First Downs	209	224
Rushes-Yards	322-845	462-2060
Rushing Yards/Game	76.8	187.3
Passes Att./Comp./Int.	473-276-14	347-198-11
Completion Pct.	.584	.571
Passing Yards	3282	2590
Passing Yards/Game	298.4	235.5
Total Off. Plays/Yds	795-4127	809-4650
Total Offense/Game	375.2	422.7
Punts-Average	70-39.3	59-39.5
Punt Returns-Avg.	24-10.5	34-14.2
Kickoff Returns-Avg.	47-18.5	23-22.4
Interceptions-Yards	11-130	14-217
Fumbles-Lost	19-12	16-10
Penalties-Yards	77-609	80-677
3rd Down Conversions	57-172	69-164
Conversion Percentage	.333	.421
4th Down Conversions	7-24	6-13
Conversion Percentage	.292	.462
Avg. Time of Possession	29:38	30:22

## NOTING THE CARDINALS

- ★ John L. Smith begins his first season as head coach of the Cardinals after spending the last three seasons as the head coach of Utah State. After taking over an Aggie program that had posted just two winning seasons in the last two decades, he led USU to the Big West Championship and a berth in the inaugural Humanitarian Bowl in his third season.
- ★ Junior QB Chris Redman established new Louisville single season marks for attempts (445), completions (261) and passing yardage (3,079), while throwing 18 TD passes in 1997. The Cardinals finished the season as the nation's ninth-best passing team behind Redman's average of 268.9 yards per outing, including six 300+ yard passing games.
- ★ Junior Ibn Green (55 catches for 731 yards and eight TD's) topped all Division I-A tight ends in receptions, receiving yards and touchdowns a season ago on his way to earning first team All-C-USA honors.
- ★ Louisville will open Papa John's Cardinal Stadium on Sept. 5, when the Cards host archrival Kentucky. The state-of-the-art, open-air stadium will seat 42,000.

## 1997 INDIVIDUAL LEADERS

Rushing	Att.	Yds.	Avg.	TD	Long
Frank Moreau	120	573	4.8	5	46
Otis Floyd	51	171	3.4	2	16
Antonio Roundtree	64	161	2.5	2	14
TOTALS	322	845	2.6	11	52

Passing	Att.	Comp	Pct.	INT	Yards	TD
Chris Redman	445	261	58.7	14	3079	18
Mike Watkins	25	13	52.0	0	175	1
TOTALS	473	276	58.4	14	3282	19

Receiving	Rec	Yds.	Avg.	TD	Long
Miguel Montano	67	875	13.1	1	47
Ibn Green	55	731	13.3	8	63t
Arnold Jackson	46	687	14.9	7	86t
Donnell Gordon	24	151	6.3	1	20
TOTALS	276	3282	11.9	19	86

Field Goals	Made-Att.	Pct.	Long
Jon Hilbert	6-7	.857	38

Punting	No.	Yards	Avg.	In 20	Long
Jeremy Borseth	68	2746	40.4	14	59
TOTALS	70	2749	39.3	14	59

Kickoff Returns	No.	Yards	Avg.	TDS	Long
Antonio Roundtree	32	693	21.7	0	44
Arnold Jackson	7	81	11.6	0	24
TOTALS	47	870	18.5	0	44

Punt Returns	No.	Yds.	Avg.	TDS	Long
Arnold Jackson	15	215	14.3	1	85t
Miguel Montano	9	36	4.0	0	17
TOTALS	24	251	10.5	1	85

Tackles	Solos	Ast	Total
Terry Rice-Locket	110	45	155
John Fuqua	64	24	88
Courtney Dinkins	45	25	70
Kendrick Gholston	41	27	68
Mike Gantous	29	33	62
TOTALS	629	316	945

Interceptions	No.	Yds.	Avg.	TD
Don Bibb	3	59	19.7	0
Rashad Harris	2	0	0.0	0
Bud Herring	2	48	24.0	0
TOTALS	11	130	11.8	0



# Louisville

## 1998 DEPTH CHART

(Returning starters in bold)

### Lettermen

Returning/Lost: 39/16

### Starters


Offensive Returning/Lost: 8/3

Defensive Returning/Lost: 5/6

Special Teams Returning/Lost: 2/0

### Offense

- WR **Arnold Jackson**, Charles Sheffield,  
Zek Parker
- WT **Anthony Byrd**, Rob Eble
- WG **Jon Suski**, Dan Pardue
- C P.J. Zariczny, Aaron Dardzinski
- SG **Rick Nord**, Joe O'Schaugnessy
- ST **Mark Grivna**, Josh Richardson
- TE **Ibn Green**, Jeff Sholly, Jason Wyatt
- WR Lavell Boyd, Rico Williams,  
Allen Carroll
- WR Brian McDonald, Robert Garth
- QB **Chris Redman**, Mike Watkins,  
Gary Gumm
- RB **Frank Moreau**, LeRoy Collins,  
Tendai Charasika



Chris Redman

### Defense

- LDE Derrick Kennedy, Matt Sexton
- LDT Anthony Bonner, Grant Johnson
- RDT **Mike Gantous**, Grant Johnson
- RDE James Dennis, Ardante' Dawson  
Randy Zilko
- WLB **Rashad Harris**, Casswell Goodman
- MLB Bud Herring, Andre Collins,  
Brett Shively
- ROV **Otis Floyd**, Tony Stallings
- CB **Don Bibb**, Rashes Holman,  
Jason Boykin
- CB Antonio Roundtree, Brian Ganes,  
Karnell Matthews
- SS **Courtney Dinkins**, Adriel Walker
- FS Xavier Burrell, Dar-Shay Purry,  
Calvin Hamler

### Specialists

- K **Jon Hilbert**, Nate Bennett
- P **Jeremy Borseth**, Jon Hilbert

### Key Losses

- C Graig Hoffman
- WR Miguel Montano
- RB Donnell Gordon
- MLB Terry Rice-Locket
- DE Kendrick Gholston
- SS John Fuqua
- DE/LB Ramon Brayan


## 1998 SPRING SIGNEES

NO	NAME	POS.	HT.	WT.	YR.	HOMETOWN/HS, JC or COLLEGE
35	Michael Brown	RB	5-11	200	Fr.	Louisville, Ky./Butler
84	Allen Carroll	WR	5-10	165	Jr.	Tulsa, Okla./NE Oklahoma A&M
53	Jeremy Collins	LB	6-1	245	Fr.	Huntsville, Ala./J.O. Johnson
26	LeRoy Collins	RB/KR	6-0	190	Jr.	Hudson, N.Y./Alfred State (N.Y.) College
85	Damion Dorsey	WR	5-7	160	Fr.	Anniston, Ala./Anniston
83	Robert Garth	WR	6-3	220	Jr.	Flint, Mich./San Francisco CC
90	Reggie Hargrove	DE	6-3	270	Jr.	Durham, N.C./Georgia Military Coll.
81	Jason Jones	TE	6-3	255	Jr.	Mesa, Ariz./Scottsdale CC
92	Michael Josiah	DE	6-3	225	Fr.	Hoover, Ala./Hoover
56	Chip Mattingly	LB	6-2	225	Fr.	Louisville, Ky./St. Xavier
44	Henry Miller	RB	5-11	195	Fr.	Garfield Heights, Ohio/Garfield Hts.
15	Dave Ragone	QB	6-4	205	Fr.	Middleburg Heights, Ohio/St. Ignatius
72	Ariel Rodriguez	OL	6-5	315	Fr.	Tampa, Fla./Jesuit
64	Antoine Sims	OL	6-3	285	Fr.	Lexington, Ky./Tates Creek
57	Erin Smith	DE/LB	6-4	240	Fr.	Huntsville, Ala./J.O. Johnson
95	Devon Thomas	DE	6-2	235	Fr.	Jacksonville, Fla./Edward White
87	Justin Thomas	WR	6-0	175	Fr.	Sunrise, Fla./Piper

# 1998 ROSTER



NO.	NAME	POS.	HT.	WT.	YR.	EXP.	HOMETOWN/HS, JC or COLLEGE
33	Nate Bennett	PK	6-0	170	Jr.	JC	Irvine, Calif./Orange Coast J.C.
27	Don Bibb	DB	6-1	180	Jr.	2L	Louisville, Ky./Male
93	Anthony Bonner	DT	6-3	280	So.	HS	Louisville, Ky./Central
38	Jeremy Borseth	P	6-2	200	Sr.	3L	Green Bay, Wis./Pulaski
12	Lavell Boyd	WR	6-4	205	Jr.	1L	Louisville, Ky./Doss
21	Jason Boykin	DB	5-10	180	r-Fr.	RS	Kent, Ohio/Kent Roosevelt
22	Greg Brant	RB	5-10	190	r-Fr.	RS	Columbus, Ga./Shaw
41	Xavier Burrell	DB	6-2	200	So.	1L	Fort Polk, La./Leesville
46	Zach Butler	DB	5-9	170	Jr.	1L	Huntsville, Ala./Lee
65	Anthony Byrd	OL	6-5	285	Jr.	2L	Bedford Heights, Ohio/Bedford
31	Tendai Charasika	RB	5-7	190	So.	1L	Louisville, Ky./St. Xavier
55	Andre Collins	LB	6-0	225	Jr.	JC	Cincinnati, Ohio/Moeller
26	LeRoy Collins	RB	6-0	190	Jr.	JC	Hudson, N.Y./Hudson/Alfred State C.C
61	Aaron Dardzinski	OL	6-2	265	r-Fr.	RS	Garfield Heights, Ohio/Garfield Heights
97	Ardante' Dawson	DL	6-5	235	r-Fr.	RS	Miami, Fla./Killian
94	James Dennis	DE	6-3	233	Sr.	2L	Bedford, Ohio/Bedford
19	Courtney Dinkins	DB	6-1	190	Jr.	2L	Detroit, Mich./Chadsey
76	Rob Eble	OL	6-7	275	r-Fr.	RS	Marietta, Ga./Walton
17	Otis Floyd	LB	6-2	220	Sr.	2L	Southfield, Mich./Southfield
4	Brian Gaines	DB	5-10	185	r-Fr.	RS	Daytona Beach, Fla./Mainsland
74	Mike Gantous	DT	6-3	290	Jr.	2L	Shaker Heights, Ohio/Shaker Heights
9	Casswell Goodman	LB	6-3	220	Sr.	3L	Miami, Fla./Pace
6	Ibn Green	TE	6-2	225	Jr.	2L	Louisville, Ky./Male
71	Mark Grivna	OL	6-10	330	Jr.	1L	Brook Park, Ohio/Midpark
13	Gary Gumm	QB	6-4	210	r-Fr.	RS	Louisville, Ky./Doss
25	Calvin Hamler	DB	6-0	185	r-Fr.	RS	Waverly Hall, Ga./Harris County
52	Rashad Harris	LB	6-3	210	So.	1L	Huntsville, Ala./Athens
20	Bud Herring	LB	6-3	220	So.	1L	Miami, Fla./Miami Springs
23	Jon Hilbert	K	6-2	225	Sr.	1L	Boonville, Ind./Boonville
2	Rashad Holman	DB	5-10	175	So.	1L	Louisville, Ky./Male
87	Kevin Hooks	WR	5-10	144	Fr.	HS	Frankfort, Ky./Franklin County
10	Arnold Jackson	WR	5-9	165	Jr.	1L	Jacksonville, Fla./Andrew Jackson
99	Grant Johnson	DL	6-3	290	r-Fr.	RS	Marrero, La./Karr Magnet
96	Derrick Kennedy	DL	6-5	270	Jr.	2L	Bowling Green, Ky./Bowling Green
63	Chad Lennon	OL	6-5	265	r-Fr.	RS	Indian Rock Beach, Fla./Central Catholic
75	Geoff McBarnette	OL	6-4	280	Jr.	HS	Peachtree City, Ga./McIntosh
86	Brian McDonald	WR	5-9	170	So.	TR	Louisville, Ky./St. Xavier
43	Karnell Matthews	DB	5-11	180	Jr.	TR	St. Louis, Mo./Nebraska
32	Frank Moreau	RB	6-2	240	Jr.	2L	Elizabethtown, Ky./Central Hardin
88	Danny Mosby	WR	5-8	160	Jr.	1L	Louisville, Ky./Male
70	Rick Nord	OL	6-6	300	Sr.	3L	Louisville, Ky./St. Xavier
77	Joe O'Shaughnessy	OL	6-2	290	So.	1L	Columbus, Ohio/Bishop Watterson
54	Dan Pardue	OL	6-3	270	Sr.	RS	Scottsville, Ky./Scottsville
80	Zek Parker	WR	5-10	190	So.	2L	Athens, Ala./Athens
14	Dar-Shay Purry	DB	5-10	185	Sr.	TR	Detroit, Mich./Northern
7	Chris Redman	QB	6-3	205	Jr.	2L	Louisville, Ky./Male
62	Josh Richardson	OL	6-5	280	Jr.	2L	Fort Wayne, Ind./Northside
3	Antonio Roundtree	DB	5-9	175	So.	1L	Jacksonville, Fla./Bolles
59	Matt Sexton	DE	6-2	235	So.	1L	Ferguson, Ky./Southwestern
8	Charles Sheffield	WR	6-2	190	Jr.	2L	Covington, Ky./Union
45	Brett Shively	LB	6-1	205	Sr.	2L	Tallahassee, Fla./Leon
47	Jeff Sholly	TE	6-2	240	Sr.	2L	Henderson, Ky./Henderson
42	Tony Stallings	DB	6-0	185	r-Fr.	RS	Bedford, Ohio/Bedford
69	Jon Suski	OL	6-5	305	Jr.	2L	Detroit, Mich./Divine Child
28	Dewayne Taylor	RB	5-11	200	So.	1L	Mobile, Ala./Baldwin County
5	Steve Veeneman	PK	5-8	155	Fr.	HS	Fort Wright, Ky./Scott
39	Adriel Walker	DB	6-1	185	r-Fr.	RS	Madison, Ala./Bob Jones
40	David Washington	LB	6-3	220	Jr.	1L	Maitland, Fla./Edgewater
11	Mike Watkins	QB	6-4	200	So.	1L	Ft. Pierce, Fla./John Carroll
37	Rico Williams	WR	5-8	200	Sr.	2L	Georgetown, Ky./Kentucky State
29	Jason Wyatt	TE	6-2	235	Sr.	2L	Detroit, Mich./Benedictine
28	Herb Yarrowburgh	DB	6-1	194	Jr.	RS	Louisville, Ky./Ballard
51	P.J. Zariczny	OL	6-2	280	Sr.	1L	Bayonne, N.J./Bayonne/Merced J.C.
12	Frank Zebich	PK	5-9	160	Fr.	HS	Louisville, Ky./Eastern
98	Randy Zilko	DL	6-2	235	So.	1L	Pittsburgh, Pa./Woodland Hills



**Ibn Green**



**Frank Moreau**



**Arnold Jackson**



# Louisville Year-by-Year

Year	Coach	Overall	C-USA	Bowl	Year	Coach	Overall	C-USA	Bowl
1997	Ron Cooper	1-10-0	0-6		1949	Frank Camp	8-3-0		
1996	Ron Cooper	5-6-0	2-3		1948	Frank Camp	5-5-0		
1995	Ron Cooper	7-4-0			1947	Frank Camp	7-0-1		
1994	H. Schnellenberger	6-5-0			1946	Frank Camp	6-2-0		
1993	H. Schnellenberger	9-3-0		Liberty	1942	Laurie Apitz	2-3-0		
1992	H. Schnellenberger	5-6-0			1941	Laurie Apitz	4-4-0		
1991	H. Schnellenberger	2-9-0			1940	Laurie Apitz	3-5-1		
1990	H. Schnellenberger	10-1-1		Fiesta	1939	Laurie Apitz	5-2-1		
1989	H. Schnellenberger	6-5-0			1938	Laurie Apitz	2-6-0		
1988	H. Schnellenberger	8-3-0			1937	Laurie Apitz	2-5-1		
1987	H. Schnellenberger	3-7-1			1936	Laurie Apitz	4-4-0		
1986	H. Schnellenberger	3-8-0			1935	Ben Cregor	1-6-1		
1985	H. Schnellenberger	2-9-0			1934	Ben Cregor	2-5-0		
1984	Bob Weber	2-9-0			1933	Ben Cregor	1-7-0		
1983	Bob Weber	3-8-0			1932	C.V. Money	0-9-0		
1982	Bob Weber	5-6-0			1931	Jack McGrath	0-8-0		
1981	Bob Weber	5-6-0			1930	Tom King	5-3-0		
1980	Bob Weber	5-6-0			1929	Tom King	3-5-0		
1979	Vince Gibson	4-6-1			1928	Tom King	1-7-0		
1978	Vince Gibson	7-4-0			1927	Tom King	4-4-0		
1977	Vince Gibson	7-4-1		Independence	1926	Tom King	6-2-0		
1976	Vince Gibson	5-6-0			1925	Tom King	8-0-0		
1975	Vince Gibson	2-9-0			1924	Fred Enke	3-5-1		
1974	T.W. Alley	4-7-0			1923	Fred Enke	5-3-0		
1973	T.W. Alley	5-6-0			1922	Bill Duncan	2-7-0		
1972	Lee Corso	9-1-0			1921	Bill Duncan	2-2-1		
1971	Lee Corso	6-3-1			1916	Will Duffy	2-3-1		
1970	Lee Corso	8-3-1		Pasadena	1915	Will Duffy	1-5-1		
1969	Lee Corso	5-4-1			1914	Dr. Bruce Baker	1-4-0		
1968	Frank Camp	5-5-0			1913	Lester Larson	5-1-0		
1967	Frank Camp	5-5-0			1912	Lester Larson	3-1-0		
1966	Frank Camp	6-4-0							
1965	Frank Camp	6-4-0							
1964	Frank Camp	1-9-0							
1963	Frank Camp	3-7-0							
1962	Frank Camp	6-4-0							
1961	Frank Camp	6-3-0							
1960	Frank Camp	7-2-0							
1959	Frank Camp	6-4-0							
1958	Frank Camp	4-4-0							
1957	Frank Camp	9-1-0		Sun					
1956	Frank Camp	6-3-0							
1955	Frank Camp	7-2-0							
1954	Frank Camp	3-6-0							
1953	Frank Camp	1-7-0							
1952	Frank Camp	3-5-0							
1951	Frank Camp	5-4-0							
1950	Frank Camp	3-6-1							

## BOWL RESULTS (3-1-1)

Bowl	Opponent	Result	Year
Liberty	Michigan State	W 18-7	1993
Fiesta	Alabama	W 34-7	1991
Independence	Louisiana Tech	L 14-24	1977
Pasadena	Long Beach St.	T 24-24	1970
Sun	Drake	W 34-20	1958

# Louisville School Records



## INDIVIDUAL

### GAME

Total Offense	393	Chris Redman vs. Tulane . . . . .Oct. 11, 1997
Yards Rushing	269	Nathan Poole vs. Wichita State . . .Nov. 4, 1978
Rushing Attempts	40	Nathan Poole vs. Wichita State . . .Nov. 4, 1978
Yards Passing	428	Chris Redman vs. Tulane . . . . .Oct. 11, 1997
Pass Attempts	63	Chris Redman vs. USM . . . . .Sept. 28, 1996
Pass Completions	35	Chris Redman vs. USM . . . . .Sept. 28, 1996
Yards Receiving	197	Cookie Brinkman vs. Marshall . . .Oct. 17, 1970
Receptions	14	twice, most recent: Miguel Montano vs. Cincinnati . .Nov. 28, 1997

### SEASON

Total Offense	2,958	Chris Redman . . . . .1997
Yards Rushing	1,429	Howard Stevens . . . . .1971
Rushing Attempts	290	Walter Peacock . . . . .1973
Yards Passing	3,079	Chris Redman . . . . .1997
Pass Attempts	445	Chris Redman . . . . .1997
Pass Completions	261	Chris Redman . . . . .1997
Yards Receiving	1,112	Mark Clayton . . . . .1982
Receptions	70	Jamie Asher . . . . .1994
Touchdown Catches	10	Anthony Cummings . . . . .1990
Interceptions	8	Ray Buchanan . . . . .1991
Points	132	Lenny Lyles . . . . .1952

### CAREER

Total Offense	6,564	Jay Gruden . . . . .1985-88
Yards Rushing	3,204	Walter Peacock . . . . .1972-75
Rushing Attempts	811	Walter Peacock . . . . .1972-75
Yards Passing	7,024	Jay Gruden . . . . .1985-88
Pass Attempts	1,049	Jay Gruden . . . . .1985-88
Pass Completions	572	Jay Gruden . . . . .1985-88
Yards Receiving	2,305	Miguel Montano . . . . .1994-97
Receptions	175	Miguel Montano . . . . .1994-97
Touchdown Catches	25	Anthony Cummings . . . . .1987-90
Interceptions	16	Sam Madison . . . . .1993-96
Points	258	Lenny Lyles . . . . .1954-57

## TEAM

### GAME

Points	100	vs. Washington (Tenn.) . . . . .Oct. 18, 1913
Total Offense	730	vs. Drake . . . . .Oct. 15, 1966
Yards Rushing	475	vs. Morehead State . . . . .Nov. 22, 1957
Yards Passing	423	vs. Drake . . . . .Oct. 15, 1966
First Downs	37	vs. Western Kentucky . . . . .Nov. 4, 1989
Total Defense	16	vs. Rio Grande . . . . .1942
Rushing Defense	-78	vs. Wichita State . . . . .1972
Passing Defense	0	Twice, most recently vs. Eastern Ky. . . . .1958

### SEASON

Points	350	1957
Total Offense	4,429	1993
Yards Rushing	2,937	1957
Yards Passing	2,462	1993
First Downs	241	1988
Fewest Points Allowed	2	1925
Total Defense	1001	1947
Rushing Defense	604	1947
Passing Defense	397	1947



Courtney Dinkins



Rashad Harris



# Louisville Primary Media

## NEWSPAPERS

Mike Emery  
Associated Press  
Courier-Journal Building  
525 W. Broadway  
Louisville, KY 40202  
Phone: 502/583-7718  
FAX: 502/589-4831

Ashley McGeachy  
Louisville Courier-Journal  
525 W. Broadway  
Louisville, KY 40202  
Phone: 502/582-4361  
FAX: 502/582-7186

Rick Bozich  
Louisville Courier-Journal  
1128 Eastridge Drive  
New Albany, IN 47150  
Phone: 502/582-4361  
FAX: 502/582-7186

Pat Forde  
Louisville Courier-Journal  
525 W. Broadway  
Louisville, KY 40202  
Phone: 502/582-4361  
FAX: 502/582-7186

Jerry Tipton  
Lexington Herald-Leader  
Main and Midland  
Lexington, KY 40507  
Phone: 606/231-3225  
FAX: 255-7236

Billy Reed  
Lexington Herald-Leader  
938 Burning Springs Circle  
Louisville, KY 40223  
Phone: 502/244-1912  
FAX: 502/244-1913

Mark Mathis  
Messenger-Inquirer  
1401 Frederica  
Owensboro, KY 42301  
Phone: 502/926-0123  
FAX: 502/685-3446

Marty Hepner  
News-Enterprise  
P.O. Box 430  
Elizabethtown, KY 42701  
Phone: 502/769-2312  
FAX: 502/765-7318

Earl Cox  
The Voice-Tribune  
3818 Shelbyville Road  
Louisville, KY 40207  
Phone: 502/897-8910  
FAX: 502/897-8915

Russ Brown  
Louisville Sports Report  
P.O. Box 17520  
Louisville, KY 40217  
Phone: 502/636-4330  
FAX: 502/636-9265

Louisville Defender  
1720 Dixie Highway  
Louisville, KY 40210  
Phone: 502/772-2591  
FAX: 502/775-8655

The Cardinal  
Student Union Building  
University of Louisville  
Louisville, KY 40292  
Phone: 502/852-6727  
FAX: 502/852-0700

Chuck Kaplan  
Louisville Eccentric Observer  
2525 George Clark Place, #103  
Louisville, KY 40206  
Phone: 502/894-8293  
FAX: 502/896-0355

## RADIO PLAY BY PLAY

Paul Rogers  
WHAS Radio  
P.O. Box 1084  
Louisville, KY 40202  
Phone: 502/582-7577  
FAX: 502/582-7837

Doug James  
U of L Radio Color Analyst  
520 South 4th Ave.  
Louisville, KY 40201  
Phone: 502/560-1069  
FAX: 502/589-1722

## RADIO

Kentucky Network  
P.O. Box 1084  
Louisville, KY 40201  
Phone: 502/582-3924  
FAX: 502/582-3924

WLCV  
University of Louisville  
Louisville, KY 40292

Paul Willman  
WTMT Radio  
162 West Broadway  
Louisville, KY 40202  
Phone: 502/583-6200  
FAX: 502/589-2979

WLOU Radio  
2549 South Third St.  
Louisville, KY 40208  
Phone: 502/636-3535

## TELEVISION

Garry Gupton  
WHAS-TV  
P.O. Box 1084  
Louisville, KY 40202  
Phone: 502/582-7255  
FAX: 502/582-7279

Fred Cowgill  
WLKY-TV  
1918 Mellwood Ave.  
Louisville, KY 40206  
Phone: 502/893-7300  
FAX: 502/896-0725

Bob Domine  
Sports Department  
WAVE-TV  
P.O. Box 32970  
Louisville, KY 40232  
Phone: 502/561-4144  
FAX: 502/561-4115

Gary Montgomery  
WDRB-TV  
Independence Square  
Louisville, KY 40203  
Phone: 502/584-6441  
FAX: 502/589-5559

Louis Breedem  
Television Color Analyst  
200 Pike Street  
Covington, KY 41011  
Phone: 606/261-7529

Don Russell  
Television Play by Play  
307 Willowstone Way  
Louisville, KY 40223



# Memphis



## QUICK FACTS

Location: Memphis, Tenn.  
 Founded: 1912  
 Enrollment: 21,500  
 Nickname: Tigers  
 Colors: Blue and Gray  
 Stadium: Liberty Bowl Memorial Stadium (62,380)  
 President: Dr. V. Lane Rawlins  
 Faculty Athletics Rep.: Dr. Nate Essex  
 Athletic Director: R.C. Johnson  
 Senior Woman Adm.: Lynn Parkes  
 Head Coach: Rip Scherer



**Rip Scherer**  
 Head Coach

## SPORTS INFORMATION

Assistant AD/SID: Bob Winn  
 Office Phone: 901/678-2337  
 Home Phone: 901/753-6441  
 Fax: 901/678-4134  
 E-mail: bwinn@cc.memphis.edu  
 Website: www.memphis.edu  
 Press Box Phone: 901/272-0136

## FOOTBALL FACTS

Basic Offense: .....	Multiple
Basic Defense: .....	4-3
Lettermen Returning/Lost: .....	40/16
Starters Returning: .....	17
Offense .....	8
Defense .....	8
Specialists .....	1
1997 Record: .....	4-7-0
Postseason: .....	None
All-Time Record: .....	371-376-32 (.497)
Bowl Appearances: .....	2
Bowl Record: .....	2-0-0
Last Appearance: .....	1971, Pasadena



*Liberty Bowl Memorial Stadium (62,380)*



**Dr. V. Lane Rawlins**  
 President



**R. C. Johnson**  
 Athletic Director



**Lynn Parkes**  
 SWA



**Bob Winn**  
 Football SID

Tigers



# Memphis

## 1998 SCHEDULE

### September

5	at Mississippi	6:00p
12	MISSISSIPPI STATE	11:30a
19	at Minnesota	6:00p

### October

3	<i>at Houston</i>	<i>7:00p</i>
10	ARKANSAS	6:00p
17	<i>CINCINNATI</i>	<i>6:00p</i>
24	<i>at Louisville</i>	<i>1:00p</i>
31	ARKANSAS STATE	1:00p

### November

7	<i>TULANE</i>	<i>1:00p</i>
14	<i>at Southern Miss</i>	<i>5:00p</i>
21	<i>EAST CAROLINA</i>	<i>1:00p</i>

All times Central and subject to change.  
Conference games in bold italics.



## RIP SCHERER

Hometown: Pittsburgh, Pa.  
Alma Mater: William & Mary '74  
Born: August 3, 1952

### Coaching Experience

1995-	Memphis	Head Coach - 11-22-0 (.333) 3 seasons
1991-94	James Madison	Head Coach - 29-19-0 (.604) 4 seasons
1989-90	Arizona	Offensive Coordinator
1988	Arizona	Coordinator of Football Operations
1987	Alabama	Offensive Coordinator
1985	Georgia Tech	Assistant Head Coach
1980-84	Georgia Tech	Offensive Coordinator
1980	Louisiana State	Quarterbacks
1979	Virginia	Quarterbacks
1977-78	Hawai'i	Running Backs
1976	North Carolina St.	Quarterbacks
1974-75	Penn State	Graduate Assistant

Career Head Coaching Record: 40-41-0 (.494) 7 seasons

### Coaching Staff

Co-Offensive Coordinator/Quarterbacks	Rusty Burns (Springfield '78)
Co-Offensive Coordinator/Offensive Line	Dave Magazu (Springfield '80)
Tight Ends	Maurice Knight (Memphis State '73)
Wide Receivers	David Lockwood (West Virginia '88)
Running Backs	Charlie Coe (Kansas State '73)
Defensive Coordinator/Linebackers	Jim Pletcher (Delaware '73)
Defensive Ends	Russ Huesman (Tenn.-Chattanooga '82)
Defensive Line	Hank Hughes (Springfield '79)
Secondary	Tim Pendergast (Cortland State '80)

Football Office Phone: 901/678-2341 Fax: 901/678-4123

## 1997 RESULTS

A30	at Mississippi State	L	10-13	0-1
S6	UAB	W	28-7	1-1
S13	at (21) Michigan St.	L	21-51	1-2
S20	MINNESOTA	L	17-20	1-3
O4	at Cincinnati	L	17-20	1-4
O11	ARKANSAS STATE	W	38-9	2-4
O25	at East Carolina	L	10-32	2-5
N1	HOUSTON	W	24-3	3-5
N8	at Tulane	L	14-26	3-6
N15	LOUISVILLE	W	21-20	4-6
N22	SOUTHERN MISS	L	18-42	4-7



## KEY DATES

- Veterans Report:** August 13
- Freshmen Report:** August 10
- Media Day:** August 14
- Fall Classes Begin:** August 31

# Memphis



## 1997 TEAM STATISTICS

Category	UM	Opponents
First Downs	188	198
Rushes-Yards	432-1215	454-1803
Rushing Yards/Game	110.5	163.9
Passes Att./Comp./Int.	336-178-11	294-171-11
Completion Pct.	.529	.582
Passing Yards	2369	1778
Passing Yards/Game	215.4	161.7
Total Off. Plays/Yds	768-3584	748-3582
Total Offense/Game	325.8	325.6
Punts-Average	63-40.2	65-40.9
Punt Returns-Avg.	24-12.0	20-10.7
Kickoff Returns-Avg.	32-21.0	36-19.7
Interceptions-Yards	11-76	11-112
Fumbles-Lost	27-15	16-9
Penalties-Yards	76-675	84-692
3rd Down Conversions	62-177	56-161
3rd Down Conversion Pct.	.350	.348
4th Down Conversions	12-25	10-16
4th Down Conversion Pct.	.480	.625
Avg. Time of Possession	28:50	31:10

## NOTING THE TIGERS

- ★ Junior cornerback Mike McKenzie was a first team All-Conference USA selection last season after recording 72 tackles, along with two interceptions, five tackles for lost yardage and a team-leading 10 pass breakups.
- ★ Sophomore linebacker Kamal Shakir was honored by the Sporting News as a first team Freshman All-America last season. He ranked fourth on the Tigers in tackles with 67, while recording six tackles for loss and a pair of pass breakups.
- ★ Senior wide out Richie Floyd and junior flanker Damien Dodson both rank in the top 25 on Memphis' all-time receiving list. Last season, they each tallied more than 600 yards receiving, with Floyd gaining 617 on 38 catches and Dodson picking up 605 on 45 receptions.
- ★ After missing the season's first four games with an injury, junior tailback Gerard Arnold came back to post a team-leading 613 yards with four TD's. His 87.6 yards per game average would have ranked second in Conference USA had he played enough games. Still, he was named to the league's All-Conference second team.

## 1997 INDIVIDUAL LEADERS

Rushing	Att.	Yds.	Avg.	TD	Long
Gerard Arnold	145	613	4.2	4	52
Teofilo Riley	79	307	3.9	1	22
Bernard Oden	129	81	0.6	8	31
TOTALS	432	1215	2.8	13	52

Passing	Att.	Comp	Pct.	INT	Yards	TD
Bernard Oden	316	170	53.8	9	2249	12
Stephen Galbraith	13	4	30.8	1	52	0
TOTALS	336	178	53.0	11	2369	12

Receiving	Rec	Yds.	Avg.	TD	Long
Damien Dodson	45	605	13.4	5	70t
Richie Floyd	38	617	16.2	1	67
Chancy Carr	24	313	13.0	1	40
Chris Powers	19	201	10.6	0	36
TOTALS	178	2369	13.3	12	70t

Field Goals	Made-Att.	Pct.	Long
Jim Cande	6-9	.667	42
TOTALS	7-11	.500	42

Punting	No.	Yards	Avg.	In 20	Long
Drew Pairamore	63	2530	40.2	59	

Kickoff Returns	No.	Yards	Avg.	TDS	Long
Kevin Cobb	16	342	21.4	0	51
P.T. Jones	8	218	27.3	0	68
TOTALS	32	674	21.1	0	68

Punt Returns	No.	Yds.	Avg.	TDs	Long
Damien Dodson	18	218	12.1	0	32
Richie Floyd	3	30	10.0	0	18
TOTALS	24	288	12.0	1	32

Tackles	Solos	Ast	Total
Chris Reeves	58	34	92
Don Haselwood	40	39	79
Mike McKenzie	45	27	72
Kamal Shakir	35	32	67
Cedric Miller	42	24	66
TOTALS	562	354	916

Interceptions	No.	Yds.	Avg.	TD
Kevin Cobb	2	21	10.5	0
Mike McKenzie	2	10	5.0	0
Jeremy Stewart	2	7	3.5	0
TOTALS	11	76	6.9	0

## 1998 DEPTH CHART

(Returning starters in bold)

### Lettermen

Returning/Lost: 40/16

### Starters

Offensive Returning/Lost: 8/3

Defensive Returning/Lost: 8/3

Special Teams Returning/Lost: 1/1

### Offense

SE **Richie Floyd**, Darrius Blevins,  
Al Sermon  
QT **Ron Sells**, Tavares Middlebrooks  
QG **Tim Seymour**, Julian Gibson  
C **Chris Powers**, Jason Austin  
RG Artis Hicks, Josh Eargle  
RT **Lou Esposito**, David Sherrod,  
Austin O'Dell  
TE Billy Kendall, Reid Hedgepeth,  
Alanda Jones  
FL **Damien Dodson**, Ken Coutain,  
PT. Jones, Chance Nesbitt  
QB Kenton Evans, Stephen Galbraith,  
Neil Suber, Michael Harris  
FB **Brandon Tucker**, Rashad Bailey  
TB **Gerard Arnold**, Teofilo Riley,  
Jeff Sanders, Vernet Morency

### Defense


LDE **Manny Santibanez**, Jarvis Slaton,  
Brian Bailey  
LDT **Marquis Bowling**, Calvin Lewis,  
Tommy Vollmar  
RDT **T.J. Frier**, Marcus Bell  
RDE **Tramont Lawless**, Rodney Lanctot,  
Andre Arnold  
SLB **Kamahl Boatman**, Draper Hall  
MLB **Michael Shakir**, DeMarrio Shank,  
Corey Irby, Nick Tsatsaronis  
WLB Caspor Stiles, Ian Williams,  
George Harper  
CB **Mike McKenzie**, Fred Powell,  
Ivory Ervin, Larry Prentiss  
FC **Keith Cobb**, Reginald Howard  
CAT Larry Prentiss, Kosha Irby,  
Idrees Bashir, Jeff Bazemore  
FS **Jeremy Stewart**, Jason Harris,  
Brad Britt

### Specialists

K **Jim Cande**, Ryan White  
P Matt Adams, **Jim Cande**

### Key Losses

QB Bernard Oden  
LT Daniel Gomez  
LB Patrick Stiles  
LB Chris Reeves  
CB Kevin Cobb  
DB Don Haselwood  
P Drew Paimore



Mike McKenzie

## 1998 SPRING SIGNEES

NO	NAME	POS.	HT.	WT.	YR.	HOMETOWN/HS, JC or COLLEGE
15	Travis Anglin	QB	6-4	190	Fr.	Columbus, Ga./Shaw
49	Jeremy Baptist	DB	6-0	180	Fr.	Memphis, Tenn./Melrose
97	Tony Brown	LB/DE	6-3	225	Fr.	Chattanooga, Tenn./City
86	Jeff Cameron	TE	6-4	227	Fr.	Marietta, Ga./Lassiter
78	Bashkim Celaj	OL	6-5	280	Fr.	Armonk, N.Y./Byram Hills
11	Darche Epting	RB	6-1	245	Fr.	Dallas, Texas/Bishop Lynch
59	Ross Estes	LB	6-3	230	Fr.	Cincinnati, Ohio/Hargrave Military
74	Trey Eyre	OL	6-3	265	Fr.	Baton Rouge, La./Catholic
67	Matt Gehrke	OL	6-3	250	Fr.	Dallas, Texas/North Mesquite
68	Joe Gerda	DL	6-5	255	Fr.	Kennesaw, Ga./Harrison
37	Andrew Harden	RB	5-10	180	Fr.	Dallas, Texas/Lake Highlands
38	Anthony Harden	DB	5-10	170	Fr.	Dallas, Texas/Lake Highlands
17	Derrick Harmon	WR	6-1	180	Fr.	Memphis, Tenn./East
41	Dashaun Harris	RB	6-0	185	Fr.	Memphis, Tenn./Melrose
53	Corey Irby	LB	5-11	230	Jr.	Meridian, Miss./East Miss JC
84	Boris Penchion	TE	6-3	220	Fr.	Muscle Shoals, Ala./Colbert Cty
27	Larry Prentiss	DB	6-1	180	Jr.	Vicksburg, Miss./Hinds County CC
80	Mowbray Rowand	TE	6-2	214	Fr.	Memphis, Tenn./Kirby
43	Marcus Smith	DB	5-10	185	Fr.	Memphis, Tenn./Hamilton
73	Cortez Stokes	DL	6-5	270	Fr.	Chattanooga, Tenn./Tyner
42	Glenn Sumter	DB	6-1	185	Fr.	Detroit, Mich./Cody
58	Tommy Vollmar	DT	6-2	249	So.	Memphis, Tenn./Christian Bros.
47	Keydrin Ward	DB	6-0	180	Fr.	Memphis, Tenn./Melrose
3	Dernice Wherry	RB	6-0	195	Fr.	Munford, Tenn./Munford
56	Roberto Young	LB	6-1	205	Fr.	St. Louis, Mo./Sumner

# 1998 ROSTER



NO.	NAME	POS.	HT.	WT.	YR.	EXP.	HOMETOWN/HS, JC or COLLEGE
81	Matt Adams	P	6-1	205	Jr.	SQ	Collierville, Tenn./Collierville
94	Andre Arnold	DE	6-3	228	r-Fr.	RS	Columbus, Ga./John Shaw
31	Gerard Arnold	RB	5-8	191	r-Jr.	1L	Lexington, Tenn./Lexington
51	Jason Austin	C	6-4	295	r-Fr.	RS	Athens, Ga./Winder-Barrow
98	Brian Bailey	DE	6-3	239	r-Jr.	SQ	Memphis, Tenn./Houston
99	James Bailey	LB	5-9	225	r-So.	SQ	Somerville, Tenn./Fayette Ware
34	Rashad Bailey	FB	5-11	220	r-Jr.	2L	Newark, Del./Christiana
28	Idrees Bashir	DB	6-2	192	r-Fr.	RS	Decatur, Ga./Dunwoody
20	Jeff Bazemore	FL	5-10	190	Sr.	3L	Montgomery, Ala./Robert E. Lee
54	Marcus Bell	DT	6-2	295	So.	1L	Memphis, Tenn./Kingsbury
33	Darrius Blevins	WR	6-3	214	r-Sr.	2L	Morristown, Tenn./East
52	Michael Boatman	LB	6-1	224	r-Jr.	1L	Plantation, Fla./Douglas
91	Marquis Bowling	DT	6-2	250	r-Sr.	3L	Memphis, Tenn./East
32	Brad Britt	DB	5-11	194	r-So.	SQ	Bartlett, Tenn./Bolton
83	Jeran Burns	WR	5-11	176	r-Sr.	1L	Memphis, Tenn./South Side
89	Jim Cande	P/K	6-1	186	r-Jr.	1L	Germantown, Tenn./Germantown
6	Keith Cobb	DB	5-10	174	Sr.	3L	Cleveland, Tenn./Cleveland
1	Ken Coutain	WR	6-2	207	r-Jr.	RS/TR	Miami, Fla./Kemper Military Institute
9	Damien Dodson	FL	5-9	169	Jr.	2L	Memphis, Tenn./Westwood
63	Josh Eargle	OG	6-2	271	r-Fr.	RS	Sulphur Springs, Texas/Sulphur Springs
49	Ivory Ervin	DB	5-9	187	r-So.	SQ	Memphis, Tenn./Raleigh-Egypt
76	Lou Esposito	OT	6-5	317	Jr.	1L	Manapalan, N.J./Manalapan
10	Kenton Evans	QB	6-3	198	r-So.	1L	Memphis, Tenn./Westwood
5	Richie Floyd	WR	6-1	194	r-Sr.	2L	Mayfield, Ky./Graves County
96	T.J. Frier	DT	6-2	305	Sr.	3L	Newbern, Tenn./Dyer County
19	Stephen Galbraith	QB	6-0	193	So.	1L	Marietta, Ga./Lassiter
77	Julian Gibson	OG	6-2	290	r-Fr.	RS	Elizabeth N.J./Elizabeth
85	Ben Graves	P	6-3	190	Jr.	TR	Waynesboro, Miss./Jones County JC
92	Draper Hall	LB	5-11	220	r-Fr.	SQ	Little Rock, Ark./J.A. Fair
22	Tori Harmon	RB	5-7	184	r-Jr.	TR	Memphis, Tenn./NW Mississippi JC
40	George Harper	LB	6-0	227	r-Fr.	RS	Norcross, Ga./Norcross
16	Jason Harris	DB	6-2	192	r-Jr.	SQ	Memphis, Tenn./Whitehaven
16	Michael Harris	QB	5-9	186	r-So.	TR	Hendersonville, Tenn./Tennessee Tech
90	Reid Hedgepeth	TE	6-3	238	r-So.	1L	Memphis, Tenn./Christian Brothers
65	Artis Hicks	OG	6-4	288	r-Fr.	RS	Jackson, Tenn./Central Merry
41	Reginald Howard	DB	5-11	184	Jr.	TR	Memphis, Tenn./Kirby
26	Riccardo Hunter	DB	5-10	199	r-So.	TR	Memphis, Tenn./Bartlett
18	Kosha Irby	DB	6-0	184	r-So.	1L	Nashville, Tenn./McGovock
95	Alanda Jones	TE	6-0	220	r-So.	SQ	Malvern, Ark./
24	P.T. Jones	FL	6-1	191	Jr.	1L	Laurel, Miss./Jones County JC
88	Billy Kendall	TE	6-5	231	r-So.	1L	Bowie, Md./DeMatha
57	Rodney Lanctot	DE	6-2	226	r-So.	SQ	Crescent City, Fla./Crescent City
50	Tramont Lawless	DE	6-3	248	r-Jr.	2L	Nashville, Tenn./Pearl-Cohn
70	Calvin Lewis	DT	6-3	276	r-So.	1L	Riverdale, Ga./Banneker
66	Robert Marioni	DS	5-9	205	r-So.	SQ	Memphis, Tenn./Craigmont
4	Mike McKenzie	DB	6-1	190	r-Jr.	2L	Miami, Fla./Norland
79	Tavares Middlebrooks	OT	6-3	312	Sr.	2L	Manchester, Ga./Manchester
26	Vernet Morency	RB	5-10	188	r-Fr.	RS	Miami, Fla./NW Senior
80	Justin Morris	K	5-8	158	Fr.	SQ	Paris, Tenn./Henry County
92	Trey Munson	WR	6-3	184	So.	SQ	Rochester, Mich./Adams
25	Chance Nesbitt	FL	6-1	185	r-Fr.	RS	Columbia, S.C./Columbia
60	Austin O'Dell	OT	6-4	288	r-So.	SQ	Memphis, Tenn./Westwood
23	Fred Powell	DB	5-10	188	So.	1L	Kingsport, Tenn./Dobyns-Bennett
61	Chris Powers	C	6-4	260	r-Sr.	3L	Memphis, Tenn./Winter Park (Fla.)
35	Teofilo Riley	RB	6-0	216	Jr.	2L	Memphis, Tenn./Central
55	Joe Rocconi	LB/DS	6-0	226	r-Jr.	2L	Collierville, Tenn./Collierville
30	Jeff Sanders	RB	5-11	194	Fr.	RS	Coral Springs, Fla./Coral Springs
69	Manny Santibanez	DE	6-3	241	Sr.	3L	Miami, Fla./Columbus
64	Ron Sells	OT	6-5	290	r-Sr.	3L	Pikeville, Tenn./Bledsoe County
13	Al Sermon	WR	6-4	191	r-So.	1L	Daytona Beach, Fla./Mainland
62	Tim Seymour	OG	6-1	292	r-Jr.	2L	Brownsville, Tenn./Haywood County
48	Kamal Shakir	LB	6-0	231	r-So.	1L	Norcross, Ga./Meadow Creek
45	DeMorrio Shank	LB	5-11	230	So.	1L	LaGrange, Ga./LaGrange
71	David Sherrrod	OT	6-5	315	r-Fr.	RS	Atkins, Ark./Atkins
72	Jarvis Slaton	DE	6-3	267	r-So.	1L	Tucker, Ga./Tucker
2	Jeremy Stewart	DB	6-0	200	Sr.	3L	Memphis, Tenn./Oakhaven
7	Caspor Stiles	LB	6-0	222	Jr.	2L	Houston, Texas/Mayde Creek
14	Neil Suber	QB	6-1	232	r-Fr.	RS	Woodstock, Ga./Etowah
93	Nick Tsatsaronis	DE	6-2	221	r-Fr.	RS	Montreal, Quebec/Vanier
46	Brandon Tucker	FB	5-10	227	r-Jr.	1L	Millington, Tenn./Millington
82	Ryan White	K	5-10	187	r-Fr.	RS	Lilburn, Ga./Shiloh
12	Ian Williams	LB	6-4	234	r-So.	1L	Brampton, Ontario/Centennial



Jeremy Stewart



Ron Sells



Richie Floyd



# Memphis Year-by-Year

Year	Coach	Overall	C-USA	Bowl	Year	Coach	Overall	C-USA	Bowl
1997	Rip Scherer	4-7-0	2-3		1949	Ralph Hatley	9-1-0		
1996	Rip Scherer	4-7-0	2-4		1948	Ralph Hatley	6-5-0		
1995	Rip Scherer	3-8-0			1947	Ralph Hatley	6-2-1		
1994	Chuck Stobart	6-5-0			1942	Charlie Jamerson	2-7-0		
1993	Chuck Stobart	6-5-0			1941	C.C. Humphreys	6-3-0		
1992	Chuck Stobart	6-5-0			1940	C.C. Humphreys	5-5-0		
1991	Chuck Stobart	5-6-0			1939	C.C. Humphreys	3-7-0		
1990	Chuck Stobart	4-6-1			1938	Allyn McKeen	10-0-0		
1989	Chuck Stobart	2-9-0			1937	Allyn McKeen	3-6-0		
1988	Charlie Bailey	6-5-0			1936	Zach Curlin	0-9-0		
1987	Charlie Bailey	5-5-1			1935	Zach Curlin	1-6-1		
1986	Charlie Bailey	1-10-0			1934	Zach Curlin	3-3-2		
1985	Rey Dempsey	2-7-2			1933	Zach Curlin	7-1-1		
1984	Rey Dempsey	5-5-1			1932	Zach Curlin	4-5-0		
1983	Rex Dockery	6-4-1			1931	Zach Curlin	2-5-2		
1982	Rex Dockery	1-10-0			1930-	Zach Curlin	6-3-1		
1981	Rex Dockery	1-10-0			1929	Zach Curlin	8-0-2		
1980	R. Williamson	2-9-0			1928	Zach Curlin	5-3-2		
1979	R. Williamson	5-6-0			1927	Zach Curlin	5-3-1		
1978	R. Williamson	4-7-0			1926	Zach Curlin	1-8-0		
1977	R. Williamson	6-5-0			1925	Zach Curlin	0-7-1		
1976	R. Williamson	7-4-0			1924	Zach Curlin	1-7-1		
1975	R. Williamson	7-4-0			1923	Lester Barnard	6-3-0		
1974	Fred Pancoast	7-4-0			1922	Lester Barnard	5-2-2		
1973	Fred Pancoast	8-3-0			1921	Rollin Wilson	4-5-1		
1972	Fred Pancoast	5-5-1			1920	Elmore George	0-5-0		
1971	Billy J. Murphy	5-6-0			1919	V.M. Campbell	3-4-0		
1970	Billy J. Murphy	6-4-0		Pasadena	1918	John Childerson	1-4-0		
1969	Billy J. Murphy	8-2-0			1917	V.M. Campbell	3-2-0		
1968	Billy J. Murphy	6-4-0			1916	Tom Shea	2-3-1		
1967	Billy J. Murphy	6-3-0			1915	Clyde Wilson	4-3-1		
1966	Billy J. Murphy	7-2-0			1914	Clyde Wilson	3-5-0		
1965	Billy J. Murphy	5-5-0			1913	Clyde Wilson	1-2-0		
1964	Billy J. Murphy	5-4-0			1912	Clyde Wilson	1-2-1		
1963	Billy J. Murphy	9-0-1							
1962	Billy J. Murphy	8-1-0							
1961	Billy J. Murphy	8-2-0							
1960	Billy J. Murphy	8-2-0							
1959	Billy J. Murphy	6-4-0							
1958	Billy J. Murphy	4-5-0							
1957	Ralph Hatley	6-4-0							
1956	Ralph Hatley	5-4-1		Burley					
1955	Ralph Hatley	2-7-0							
1954	Ralph Hatley	3-4-3							
1953	Ralph Hatley	6-4-0							
1952	Ralph Hatley	2-7-0							
1951	Ralph Hatley	5-3-0							
1950	Ralph Hatley	9-2-0							

## BOWL RESULTS (2-0-0)

Bowl	Opponent	Result	Year
Pasadena	San Jose State	W 28-9	1971
Burley	East Tennessee St.	W 32-12	1956

# Memphis School Records



## INDIVIDUAL

### GAME

Total Offense	375	Rusty Trail vs. Southern Miss . . . . .Oct. 29, 1988
Yards Rushing	260	Paul Gowen vs. Tulsa . . . . .Nov. 1, 1969
Rushing Attempts	42	Marcus Holliday vs. Tulane . . . . .Oct. 8, 1994
Yards Passing	355	Rusty Trail vs. Southern Miss . . . . .Oct. 29, 1988
Pass Attempts	45	Steve Matthews vs. Miss. St. . . . .Sept. 4, 1993
Pass Completions	29	Steve Matthews vs. Miss. St. . . . .Sept. 4, 1993
Yards Receiving	186	Bob Sherlag vs. Mississippi St. . . . .Oct. 16, 1965
Receptions	10	four players; most recent: Isaac Bruce vs. USL . . . . .Sept. 18, 1993

### SEASON

Total Offense	1,877	Keith Benton . . . . .1990
Yards Rushing	1,016	Dave Casinelli . . . . .1962
Rushing Attempts	219	Dave Casinelli . . . . .1963
Yards Passing	2,249	Bernard Oden . . . . .1997
Pass Attempts	316	Bernard Oden . . . . .1997
Pass Completions	175	Qadry Anderson . . . . .1996
Yards Receiving	1,054	Isaac Bruce . . . . .1993
Receptions	74	Isaac Bruce . . . . .1993
Touchdown Catches	12	Bill Robertson . . . . .1950
Interceptions	11	Jerry Todd . . . . .1968
Points	101	Joe Allison . . . . .1992

### CAREER

Total Offense	4,565	Lloyd Patterson . . . . .1975-78
Yards Rushing	2,636	Dave Casinelli . . . . .1960-63
Rushing Attempts	549	Dave Casinelli . . . . .1960-63
Yards Passing	4,311	Danny Sparkman . . . . .1983-85
Pass Attempts	662	Danny Sparkman . . . . .1983-85
Pass Completions	341	Steve Matthews . . . . .1992-93
Yards Receiving	2,126	Earnest Gray . . . . .1975-78
Receptions	116	Russell Copeland . . . . .1989-92
Touchdown Catches	17	Earnest Gray . . . . .1975-78
Interceptions	17	David Berrong . . . . .1967-69
Points	263	Joe Allison . . . . .1989-92

## TEAM

### GAME

Points	70	vs. Tampa . . . . .Sept. 23, 1949
Total Offense	659	vs. Louisville . . . . .Nov. 22, 1969
Yards Rushing	507	vs. Tulsa . . . . .Nov. 1, 1969
Yards Passing	379	vs. Mississippi State . . . . .Sept. 4, 1993
First Downs	37	vs. Louisville . . . . .Nov. 22, 1969
Total Defense	87	vs. Texas-Arlington & vs. Tenn. Tech . . . . .1962
Rushing Defense	-4	vs. Mississippi . . . . .Nov. 6, 1993
Passing Defense	5	vs. Southern Miss . . . . .Nov. 20, 1976

### SEASON

Points	385	1949
Total Offense	4,124	1969
Yards Rushing	2,752	1960
Yards Passing	2,249	1997
First Downs	217	1972
Fewest Points Allowed	26	1922
Total Defense	1,324	1962
Rushing Defense	758	1962
Passing Defense	566	1962



Gerard Arnold



Marquis Bowling



# Memphis Primary Media

## NEWSPAPERS

Woody Baird  
Associated Press  
495 Union Avenue  
Memphis, TN 38103  
Phone: 901/525-1972  
FAX: 901/529-2362

Phil Stukenborg  
The Commercial Appeal  
495 Union Avenue  
Memphis, TN 38103  
Phone: 901/529-2343  
FAX: 901/529-2362

Geoff Calkins  
The Commercial Appeal  
495 Union Avenue  
Memphis, TN 38103  
Phone: 901/529-2343  
FAX: 901/529-2362

Gary Parrish  
The Daily Helmsman  
University of Memphis  
Memphis, TN 38152  
Phone: 901/678-2192  
FAX: 901/678-4792

Dennis Freeland  
Memphis Flyer  
460 Tennessee St.  
Memphis, TN 38101  
Phone: 901/521-9000  
FAX: 901/521-0129

Richard Vandergrift  
Covington Leader  
P.O. Box 529  
Covington, TN 38019  
Phone: 901/476-7116  
FAX: 901/476-0373

Don Moore  
Germantown News  
7545 North Street  
Germantown, TN 38138  
Phone: 901/754-0337  
FAX: 901/754-2961

Wally Wellman  
Shelby Sun Times  
7508 Capital  
Germantown, TN 38138  
Phone: 901/755-7386  
FAX: 901/755-0827

Bill Little  
Tri-State Defender  
124 Calhoun Ave. East  
Memphis, TN 38103  
Phone: 901/523-1818  
FAX: 901/523-1820

Dan Morris  
The Jackson Sun  
245 W. Lafayette  
Jackson, TN 38301  
Phone: 901/425-9636  
FAX: 901/423-0345

Billy Woods  
West Memphis Evening  
Times  
111 East Bond  
West Memphis, TN 38103  
Phone: 501/735-1010  
FAX: 501/735-1020

Joe Biddle  
Nashville Banner  
1100 Broadway  
Nashville, TN 37202  
Phone: 615/259-8255  
FAX: 615/259-8260

David Climer  
The Tennessean  
1100 Broadway  
Nashville, TN 37202  
Phone: 615/259-8005  
FAX: 615/259-8826

Chris Dortch  
Chattanooga Times  
170 East 10th Street  
Chattanooga, TN 37401  
Phone: 423/756-1234  
FAX: 423/752-3364

## RADIO PLAY BY PLAY

Dave Woloshin  
WREC-Radio  
203 Beale St.  
Memphis, TN 38103  
Phone: 901/578-1144  
FAX: 901/525-8054

Bob Rush  
Commentator  
8201 Scruggs  
Germantown, TN 38138

## RADIO

Matt Dillon  
WREC-Radio  
203 Beale St.  
Memphis, TN 38103  
Phone: 901/578-1144  
FAX: 901/525-8054

WUMR Radio  
University of Memphis  
Memphis, TN 38152  
Phone: 901/678-3176  
FAX: 901/678-4331

Chip Thomas  
WGKX FM  
965 Ridgeland Blvd.  
Memphis, TN 38120  
Phone: 901/682-1106  
FAX: 901/767-9531

Tommy Davis  
WHBQ AM  
6080 Mt. Moriah  
Memphis, TN 38115  
Phone: 901/375-9324  
FAX: 901/975-4454

Bob Brame  
WMC-AM  
1960 Union Ave.  
Memphis, TN 38104  
Phone: 901/726-0555  
FAX: 901/272-9186

Jim Allison  
WSFZ AM  
3801 Premier Ave.  
Memphis, TN 38181  
Phone: 901/367-0808  
FAX: 901/368-4033

David Wick  
WRVR FM  
5904 Ridgeway Center  
Memphis, TN 38120  
Phone: 901/767-0104  
FAX: 901/767-0582

WNSW FM  
101 N. Highland  
Jackson, TN 38301  
Phone: 901/423-8316  
FAX: 901/423-8304

WWTN  
1808 West End Bldg.,  
#1500  
Nashville, TN 37203  
Phone: 615/320-9986  
FAX: 615/329-3246

## TELEVISION

George Lapides  
WREG-TV  
803 Channel Three Drive  
Memphis, TN 38103  
Phone: 901/543-2117  
FAX: 901/543-2167

Harold Graeter  
WMC-TV  
1960 Union Ave.  
Memphis, TN 38104  
Phone: 901/726-0410  
FAX: 901/278-7633

Mike Ferrari  
WHBQ-TV  
485 S. Highland  
Memphis, TN 38111  
Phone: 901/320-1345  
FAX: 901/320-1366

Greg Gaston  
WPTY-TV  
2701 Union Avenue  
Memphis, TN 38104  
Phone: 901/323-2430  
FAX: 901/452-1820

Jim Holder  
WBBJ-TV  
346 Muse Street  
Jackson, TN 38305  
Phone: 901/424-4515  
FAX: 901/424-9299

WKNO-TV  
900 Getwell Road  
Memphis, TN 38152  
Phone: 901/458-2521  
FAX: 901/325-6506

WTVF-TV  
474 James Robertson  
Parkway  
Nashville, TN 37219  
Phone: 615/248-5250  
FAX: 615/244-9883

WKRN-TV  
441 Murfreesboro Road  
Nashville, TN 37210  
Phone: 615/248-7200  
FAX: 615/248-7329

WSMV-TV  
5700 Knob Road  
Nashville, TN 37209  
Phone: 615/353-2231  
FAX: 615/353-2343



# Southern Miss



## QUICK FACTS

Location: Hattiesburg, Miss.  
 Founded: 1910  
 Enrollment: 14,000  
 Nickname: Golden Eagles  
 Colors: Black and Gold  
 Stadium: M.M. Roberts Stadium (33,000)  
 President: Dr. Horace W. Fleming Jr.  
 Faculty Athletics Rep.: Dr. Robert Boothe  
 Athletic Director: H.C. "Bill" McLellan  
 Senior Woman Adm.: Helen Grant  
 Head Coach: Jeff Bower



**Jeff Bower**  
 Head Coach

## SPORTS INFORMATION

SID: Regiel Napier  
 Office Phone: 601/266-4503  
 Home Phone: 601/268-7777  
 Fax: 601/266-4507  
 E-mail: regiel.napier@usm.edu  
 Website: www.athletics.usm.edu  
 Press Box Phone: 601/266-5523

## FOOTBALL FACTS

Basic Offense: . . . . .	Multiple
Basic Defense: . . . . .	Multiple
Lettermen Returning/Lost: . . . . .	40/21
Starters Returning: . . . . .	15
Offense . . . . .	8
Defense . . . . .	5
Specialists . . . . .	2
1997 Record: . . . . .	9-3-0
Postseason: . . . . .	Liberty
All-Time Record: . . . . .	449-303-27 (.594)
Bowl Appearances: . . . . .	9
Bowl Record: . . . . .	3-6-0
Last Appearance: . . . . .	1997, Liberty



*M. M. Roberts Stadium (33,000)*



**Dr. Horace Fleming Jr.**  
 President



**H. C. "Bill" McLellan**  
 Athletic Director



**Helen Grant**  
 SWA



**Regiel Napier**  
 Football SID

Golden Eagles



# Southern Miss

## 1998 SCHEDULE

### September

5	at Penn State	Noon
19	TEXAS A&M	2:30p
26	SOUTHWESTERN LA.	5:00p

### October

3	at Tulane	5:00p
10	LOUISVILLE	5:00p
17	at Army	Noon
24	EAST CAROLINA	5:00p
31	at Alabama	TBA

### November

7	at Houston	2:30p
14	MEMPHIS	5:00p
21	at Nevada	2:05p

All times Central and subject to change. *Conference games in bold italics.*



## JEFF BOWER

Hometown: Roswell, Ga.  
Alma Mater: Southern Miss '75  
Born: May 20, 1953

### Coaching Experience

1990-	Southern Miss	Head Coach - 43-35-1 (.551) 8 seasons
1990	Oklahoma State	Asst. Head Coach/Offensive Coord./Quarterbacks
1988-89	Southern Miss	Asst. Head Coach/Offensive Coord./Quarterbacks
1987	Wake Forest	Quarterbacks
1982-86	SMU	Quarterbacks
1978-81	Southern Miss	Quarterbacks/Wide Receivers
1976-77	Southern Miss	Graduate Assistant

Career Head Coaching Record: 43-35-1 (.551) 8 seasons

### Coaching Staff

Assistant Head Coach/Def. Coordinator/Inside Linebackers	John Thompson (Central Arkansas '78)
Offensive Coordinator	Larry Kueck (Stephen F. Austin '77)
Tight Ends	Danny Baker (Texas-El Paso '94)
Offensive Line	Pete Perot (Northwestern (La.) State '79)
Running Backs	Steve Buckley (Southern Miss '85)
Defensive Line	Randy Butler (Southern Miss '79)
Outside Linebackers	Tyrone Nix (Southern Miss '95)
Defensive Backs	Dave Wommack (Missouri Southern '78)
Special Teams/Recruiting Coordinator	Joe Robinson (Louisiana State '85)

Football Office Phone: 601/266-4567 Fax: 601/266-4567

## 1997 RESULTS

A30	at (1) Florida	L	6-21	0-1
S6	at Illinois	W	24-7	1-1
S20	NEVADA	W	35-19	2-1
S27	at (19) Alabama	L	13-27	2-2
O4	LOUISVILLE	W	42-24	3-2
O11	at East Carolina	W	23-13	4-2
O25	TULANE	W	34-13	5-2
N1	at Cincinnati	W	24-17	6-2
N8	at (7) Tennessee	L	20-44	6-3
N15	HOUSTON	W	33-0	7-3
N22	at Memphis	W	42-18	8-3
D31	vs. Pittsburgh	W	41-7	9-3

at AXA/Equitable Liberty Bowl (Memphis, Tenn.)



## KEY DATES

**Veterans Report:** August 11

**Freshmen Report:** August 9

**Media Day:** August 16

**Fall Classes Begin:** August 24

# Southern Miss



## 1997 TEAM STATISTICS

Category	USM	Opponents
First Downs	296	203
Rushes-Yards	398-1428	367-1184
Rushing Yards/Game	129.8	107.6
Passes Att./Comp./Int.	352-195-9	429-225-17
Completion Pct.	.554	.524
Passing Yards	2254	2278
Passing Yards/Game	204.9	207.1
Total Off. Plays/Yds	750-3682	796-3462
Total Offense/Game	334.7	314.7
Punts-Average	68-36.3	69-36.6
Punt Returns-Avg.	35-10.3	29-7.8
Kickoff Returns-Avg.	31-28.2	41-17.6
Interceptions-Yards	17-170	9-114
Fumbles-Lost	23-16	22-14
Penalties-Yards	89-682	99-769
3rd Down Conversions	57-160	59-170
3rd Down Conversion Pct.	.356	.347
4th Down Conversions	8-10	7-19
4th Down Conversion Pct.	.800	.368
Avg. Time of Possession	30:33	29:27

## 1997 INDIVIDUAL LEADERS

Rushing	Att.	Yds.	Avg.	TD	Long
Harold Shaw	245	1045	4.3	16	51
Eric Booth	72	404	5.6	0	41
Kelby Nance	37	161	4.4	0	16
TOTALS	398	1428	3.6	17	51

Passing	Att.	Comp	Pct.	INT	Yards	TD
Lee Roberts	350	194	55.4	9	2248	16
Brian Balazik	2	1	50.0	0	6	0
TOTALS	352	195	55.4	9	2254	16

Receiving	Rec	Yds.	Avg.	TD	Long
Sherrod Gideon	54	1008	18.7	9	75t
Todd Pinkston	33	380	9.5	3	32
Eddie Shaw	34	302	8.9	0	39
Harold Shaw	26	147	5.7	0	24
TOTALS	195	3356	11.6	16	75t

Field Goals	Made-Att.	Pct.	Long
Tim Hardaway	13-16	.813	49

Punting	No.	Yards	Avg.	In 20	Long
Jack Gabriel	52	2021	38.9	16	54
TOTALS	68	2696	39.6	21	68

Kickoff Returns	No.	Yards	Avg.	TDS	Long
Eric Booth	22	766	34.8	2	96
Harold Shaw	4	51	12.8	0	17
TOTALS	31	873	28.2	2	96

Punt Returns	No.	Yds.	Avg.	TDS	Long
Sherrod Gideon	33	347	10.5	0	33
TOTALS	35	360	10.3	0	33

Tackles	Solos	Ast	Total
Perry Phenix	63	46	109
Lytrel Pollard	58	51	109
Marchant Kenney	67	37	104
Brian Bell	47	33	80
Jamaal Alexander	45	35	80
TOTALS	686	461	1475

Interceptions	No.	Yds.	Avg.	TD
Patrick Surtain	6	127	21.2	0
Jamal Alexander	2	21	10.5	1
Larry Watts	2	3	1.5	0
TOTALS	17	170	10.0	1

## NOTING THE GOLDEN EAGLES

- ★ Southern Miss finished last season ranked No. 19 in both major polls, the highest end of season ranking in school history.
- ★ Southern Miss is one of 13 Division I-A programs that has won at least eight games in each of the past two seasons. The Golden Eagles join Florida State and Syracuse as the only programs that won at least a share of a conference championship in 1996 and 1997.
- ★ Junior wide receiver Sherrod Gideon became just the second receiver in USM history to go over 1,000 yards receiving last season with a conference-leading 1,008. He also led C-USA in yards per catch (18.4), while catching nine TD passes, not including three in the Golden Eagles Liberty Bowl win to earn Offensive MVP honors.
- ★ Junior defensive tackle Adalius Thomas was a first team All-C-USA pick after recording 60 tackles (47 solo) with 16 tackles for loss (third in the conference). He had 36 tackles and seven sacks in USM's undefeated conference season.

## 1998 DEPTH CHART

(Returning starters in bold)

### Lettermen

Returning/Lost: 40/21

### Starters

Offensive Returning/Lost: 8/3

Defensive Returning/Lost: 5/6

Special Teams Returning/Lost: 2/0

### Offense

WR **Sherrod Gideon**, Raymond Walls,  
Ben McIlwain  
LT **Henry McClendon**,  
Antonio Franklin  
LG Richie Davidson, Tree Chambers  
C **Frank Firestone**, Jeff Hopgood  
RG **Shederick Blackmon**, Tre' Chambers,  
Ernie Moore  
RT **O'Lester Pope**, Brian F. Bell,  
Ernie Moore  
TE Timirra Nolan, Nathaniel Causey,  
Orlando Dantzler  
QB **Lee Roberts**, Brian Balazik,  
Jeff Kelly  
TB Kelby Nance, Brandon Francis,  
Dawayne Woods  
H-B **Todd Pinkston**, Danye Fowler,  
Antonio Gray  
FL Kevin Heard, **Eddie Shaw**,  
Ken Outlaw

### Defense

DE Cedric Scott, Deric Scott, Mark Word  
NT **DeQuincy Scott**, Gerald Mumford  
DT **John Nix**, Daleroy Stewart  
BAN **Adalius Thomas**, Marvin Brown,  
John Eskridge  
OLB Ty Trahan, Michael Villalonga  
MLB T.J. Slaughter, Royal Bell, Corey Sears  
OLB **Brian A. Bell**, David Verdell,  
Anthony Chapman  
CB **DeShone Mallard**, Keon Moore,  
Antwonnie McQuarters  
R Jose Gonzalez, Terrance Parrish,  
Keffera Stokes  
S Chandler Smith, Zaid Houston,  
Keffera Stokes  
CB Dyron Bratley, Phillip Belchar,  
Tommy Cribbs

### Specialists

K **Tim Hardaway**, Bryan Reeves  
P **Jamie Purser**, Jack Gabriel

### Key Losses

RG Kasey Keith  
RB Harold Shaw  
RB/KR Eric Booth  
TE Terry Hardy  
DE Robert Brown  
LB Marchant Kenney  
LB Lytrel Pollard  
CB Patrick Surtain  
R Jamaal Alexander  
S Perry Phenix



*Sherrod Gideon*

## 1998 SPRING SIGNEES

NO.	NAME	POS.	HT.	WT.	YR.	HOMETOWN/HS, JC or COLLEGE
73	Jeremy Bridges	OL	6-4	275	Fr.	McComb, Miss./South Pike
95	Roosevelt Brown	DE	6-3	275	Jr.	Pensacola, Fla./Hinds CC
14	Cable Davis	QB	6-4	215	Jr.	Oak Grove, Calif./Butte (Calif.) CC
42	Derek Delmarter	LB	6-2	215	Fr.	Millry, Ala./Millry
94	Julius Dix	TE/DE	6-5	230	Fr.	Lake Charles, La./Marion Magnet
92	Travis Dorsey	DE	6-3	245	Fr.	New Orleans, La./Karr
1	John Floyd	WR	6-2	180	Fr.	Monroe, La./Carroll
57	Jimmy Holloway	LB	6-2	225	Fr.	Eufaula, Ala./Eufaula
71	Jason Jimenez	OL	6-7	240	Fr.	Orlando, Fla./Cypress Creek
30	Chad Kelton	RB	6-0	190	Fr.	Birmingham, Ala./Wenonah
67	Zeb Landers	OL	6-7	240	Fr.	Northport, Ala./Tuscaloosa County
48	Chris Langston	LB	6-2	210	Fr.	Magee, Miss./Magee
37	Charles Lawson	DB	6-0	190	Fr.	Pascagoula, Miss./Pascagoula
75	Chris McGuirt	OL	6-4	280	Fr.	Picayune, Miss./Picayune
88	Buck Miciotto	TE	6-4	240	Fr.	Lafayette, La./St. Thomas More
43	Derrick Nix	RB	6-1	208	Fr.	Attalla, Ala./Etowah
23	Joey Pinkston	DB	6-1	180	Jr.	Forest, Miss./East Central CC
68	Dan Reber	OL	6-7	245	Fr.	Marietta, Ga./Sprayberry
56	Greg Reed	DE	6-4	230	Fr.	McIntosh, Ala./McIntosh
26	Eric Riggins	RB	5-11	190	Jr.	Brooksville, Fla./SW Mississippi CC
87	Anthony Rockette	TE	6-3	245	Jr.	Water Valley, Miss./NW Miss. CC
76	Torrin Tucker	OL/DE	6-6	230	Fr.	Meridian, Miss./SE Lauderdale
51	Chris Vaughn	LB	6-1	210	Fr.	Marrero, La./Shaw
33	Kerrie Washington	DB	6-1	185	Jr.	Commerce, Texas/Kilgore JC
41	Roamie Williams	DE	6-3	235	Fr.	New Orleans, La./King
99	Mark Word	DE	6-6	267	Jr.	Miami, Fla./Southridge/Hinds CC
28	Corey Yates	DB	5-10	175	Fr.	Holly Springs, Miss./Holly Springs

# 1998 ROSTER



NO.	NAME	POS.	HT.	WT.	YR.	EXP.	HOMETOWN/HS, JC or COLLEGE
8	Brian Balazik	QB	6-2	185	So.	SQ	Homewood, Ala./Homewood
20	Leo Barnes	DB	6-0	205	So.	1L	Hattiesburg, Miss./Hattiesburg
	Phillip Belchar	DB	6-2	225	Fr.	RS	Birmingham, Ala./John Carroll
45	Brian A. Bell	DB	6-0	206	Sr.	1L	Toomsba, Miss./East Mississippi CC
79	Brian F. Bell	OL	6-6	277	Jr.	SQ	Atmore, Ala./Escambia County
46	Royal Bell	ILB	6-0	228	Jr.	2L	Greenville, Miss./Greenville
70	Shederick Blackmon	OL	6-6	335	Jr.	2L	Pensacola, Fla./Escambia
	Kevin Blanks	TE	6-1	225	Jr.	SQ	Meridian, Miss./Meridian
	Mark Bonis	OLB	6-2	218	Fr.	RS	Slidell, La./Jesuit
	Steve Bourquard	WR	5-9	175	Fr.	RS	New Orleans, La./Salmen
47	Marvin Brown	OLB	6-1	218	Jr.	2L	Rolling Fork, Miss./Rolling Fork
12	Dayron Brutley	DB	5-11	180	Fr.	RS	Eufaula, Ala./Eufaula
62	Keith Caton	DS	6-1	219	Jr.	1L	Mobile, Ala./Mobile
86	Nathaniel Causey	TE	6-5	231	Sr.	SQ	Tupelo, Miss./Tupelo
66	Tre' Chambers	OL	6-4	270	Fr.	RS	Forrest, Miss./Forrest
50	Anthony Chapman	OLB	5-11	198	So.	SQ	Gulfport, Miss./Gulfport
	Claude Clayton	OLB	6-0	220	Sr.	SQ	Natchez, Miss./Cathedral
	Dwayne Crawford	WR	5-11	180	Fr.	SQ	LaCombe, La./Fontainbleau
12	Tommy Cribbs	DB	5-11	187	Sr.	SQ	Columbus, Miss./East Miss. CC
84	Orlando Dantzler	TE	6-4	262	Fr.	RS	Purvis, Miss./Purvis
74	Richie Davidson	OL	6-2	265	Sr.	1L	Warner-Robbins, Ga./Middle Ga. Coll.
6	John Eskridge	DL	6-4	220	Jr.	SQ	Riverview, Fla./Mississippi Delta CC
54	Frank Firestone	C	6-3	267	Sr.	1L	Brenham, Texas/Blinn JC
81	Dannye Fowler	WR	5-11	170	Fr.	RS	Hueytown, Ala./Shades Valley
35	Brandon Francis	WR	5-7	187	Jr.	2L	Lafayette, La./Acadiana
59	Antonio Franklin	OL	6-5	248	So.	SQ	Water Valley, Miss./Water Valley
7	Jack Gabriel	P	5-10	168	Sr.	2L	Ponchatoula, La./Ponchatoula
11	Sherrod Gideon	WR	6-0	174	Jr.	2L	Greenville, Miss./Greenville
	Byron Gill	DB	5-10	175	So.	SQ	Baton Rouge, La./Woodlawn
2	Jose Gonzalez	DB	5-9	183	Sr.	1L	Jacksonville, Fla./Gulf Coast CC
10	Maurice Gowdy	WR	5-9	175	Sr.	2L	Pascagoula, Miss./Pascagoula
83	Antonio Gray	WR	5-11	185	Fr.	RS	Trinity, Ala./West Morgan
15	Josh Gulley	QB	6-2	200	Jr.	TR	Grand Prairie, Texas/North Texas
	Brant Hannah	PK	6-2	200	Fr.	RS	Natalbany, La./Hammond
9	Tim Hardaway	PK	5-6	158	Sr.	1L	Stone Mountain, Ga./Ga. Military Acad.
89	Kevin Heard	WR	6-0	172	Sr.	1L	Eupora, Miss./Holmes CC
60	Jeff Hopgood	OL	6-4	276	Sr.	2L	Bay St. Louis, Miss./Bay St. Louis
38	Zaid Houston	OLB	6-2	216	So.	1L	Bogalusa, Ga./Bogalusa
	Will Johnson	DL	5-11	220	Fr.	RS	Pensacola, Fla./Gulf Breeze
33	Gifford Jones	RB	5-7	213	So.	SQ	Vicksburg, Miss./Vicksburg
17	Jeff Kelly	QB	6-2	203	Fr.	RS	Citronelle, Ala./Citronelle
52	Roy Magee	DB	6-2	195	Fr.	RS	Mandeville, La./Mandeville
3	DaShone Mallard	DB	5-10	184	Sr.	1L	Jackson, Miss./Hinds CC
6	Ben McIlwain	WR	5-11	151	Jr.	SQ	Richton, Miss./Richton
	Patrick McCrory	WR	6-0	165	Fr.	RS	Petal, Miss./Petal
72	Henry McClendon	OL	6-3	267	Sr.	1L	Kilteen, Texas/Trinity Valley CC
	Eric McMichael	DL	6-1	225	Jr.	SQ	Mobile, Ala./May Montgomery
	Antwonnie McQuarters	DB	5-9	170	Fr.	RS	Euleus, Texas/Grapevine
	Charles Montgomery	WR	5-11	175	Fr.	RS	Houston, Miss./Houston
77	Ernie Moore	OL	6-4	250	Fr.	RS	Slidell, La./Salmen
21	Keon Moore	DB	6-0	188	So.	SQ	Wiggins, Miss./Stone
	Joseph Mukes	RB	5-8	170	Fr.	RS	Jackson, Miss./Jim Hill
93	Gerald Mumford	LB	6-3	243	So.	1L	Jackson, Miss./Callaway
32	Kelby Nance	RB	6-0	215	So.	1L	Hattiesburg, Miss./Hattiesburg
	Paul Naya	DL	6-1	220	Jr.	SQ	Vicksburg, Miss./Warner Central
98	John Nix	DL	6-2	288	So.	1L	Luedale, Miss./George County
85	Timirra Nolan	TE	6-4	228	So.	1L	Brewton, Ala./W.S. Neal
36	Ken Outlaw	WR	5-11	172	Sr.	SQ	Atmore, Ala./Escambia County
24	Terrence Parrish	DB	5-11	186	Jr.	2L	Theodore, Ala./Theodore
	Donald Peltier	P	6-0	215	Fr.	RS	Folsom, La./St. Paul's
80	Todd Pinkston	WR	6-2	163	Jr.	2L	Forest, Miss./Forest
65	O'Lester Pope	OL	6-6	354	Sr.	3L	Utica, Miss./Utica
53	Reese Powell	MLB	6-2	235	Fr.	RS	Butler, Ala./Patrician Academy
18	Jamie Purser	K/P	6-0	190	Jr.	2L	Red Bay, Ala./Red Bay
27	Bryan Reeves	PK	6-0	155	So.	SQ	Moulton, Ala./Lawrence County
5	Lec Roberts	QB	6-1	196	Sr.	3L	Pace, Fla./Pace
39	Shannon Ruffin	TE	6-2	220	So.	SQ	Meridian, La./Meridian
	George Sanders	DB	6-1	181	Jr.	SQ	Seattle, Wash./Newport
96	Cedric Scott	DL	6-5	265	So.	1L	Gulfport, Miss./Gulfport
78	DeQuincy Scott	DL	6-2	275	So.	1L	LaPlace, La./East St. John
41	Deric Scott	DL	6-1	251	So.	1L	Monroeville, Ala./Monroe County
40	Eric Scott	ILB	6-0	230	So.	SQ	Monroeville, Ala./Monroe County
50	Corey Sears	MLB	6-2	215	Fr.	RS	Montgomery, Ala./Robert E. Lee
25	Eddie Shaw	WR	6-0	186	Sr.	3L	Magee, Miss./Magee
34	T.J. Slaughter	LB	6-2	217	Jr.	2L	Birmingham, Ala./John Carroll
29	Chandler Smith	DB	6-2	190	Sr.	2L	Vicksburg, Miss./St. Aloysius
	Percy Smith	RB	5-8	185	Jr.	SQ	Madison, Miss./Madison Central
90	Daleroy Stewart	DL	6-3	295	So.	1L	Vero Beach, Fla./Vero Beach Senior
39	Keffer Stokes	DB	5-10	185	So.	SQ	Hattiesburg, Miss./Hattiesburg
37	Larry Taylor	DB	5-11	177	Jr.	SQ	Garden City, Ga./R.W. Groves
97	Adalius Thomas	OLB	6-2	249	Jr.	2L	Equality, Ala./Central Coosa
	Kevin Thompson	WR	6-4	195	Fr.	RS	Dumas, Ark./Dumas
	Percy Townsend	DB	5-7	165	Fr.	RS	Newton, Miss./Newton
16	Ty Trahan	LB	6-1	220	Jr.	2L	Poplarville, Miss./Pearl River Central
31	David Verdell	OLB	6-3	196	So.	1L	Columbus, Miss./Columbus
64	Maxie Vige	OL	6-2	265	Sr.	SQ	Eunice, La./Eunice
49	Michael Villalonga	LB	6-1	225	Sr.	1L	Miami, Fla./American Senior
	Joshua Wallace	DB	5-10	180	Fr.	RS	Ocean Springs, Miss./Ocean Springs
19	Raymond Walls	WR	5-10	165	So.	1L	Kentwood, La./Kentwood
81	Julius Williams	DB	5-10	182	So.	SQ	Jackson, Miss./Hinds CC
22	Dawayne Woods	RB	5-9	185	Fr.	RS	Slidell, La./Salmen
	Keith Woolard	OLB	5-10	225	So.	SQ	Miami, Fla./Hines CC



Frank Firestone



Tim Hardaway



Marvin Brown



# Southern Miss Year-by-Year

Year	Coach	Overall	C-USA	Bowls	Year	Coach	Overall	C-USA	Bowls
1997	Jeff Bower	9-3-0	6-0	Liberty	1950	Thad (Pie) Vann	5-5-0		
1996	Jeff Bower	8-3-0	4-1		1949	Thad (Pie) Vann	7-3-0		
1995	Jeff Bower	6-5-0			1948	Reed Green	7-3-0		
1994	Jeff Bower	6-5-0			1947	Reed Green	7-3-0		
1993	Jeff Bower	3-7-1			1946	Reed Green	7-3-0		
1992	Jeff Bower	7-4-0			1942	Reed Green	4-0-0		
1991	Jeff Bower	4-7-0			1941	Reed Green	9-0-1		
1990	C. Hallman/J. Bower	8-4-0		All-American	1940	Reed Green	7-4-0		
1989	Curley Hallman	5-6-0			1939	Reed Green	4-2-3		
1988	Curley Hallman	10-2-0		Independence	1938	Reed Green	7-2-0		
1987	Jim Carmody	6-5-0			1937	Reed Green	7-3-0		
1986	Jim Carmody	6-5-0			1936	Pooley Hubert	7-2-1		
1985	Jim Carmody	7-4-0			1935	Pooley Hubert	6-4-0		
1984	Jim Carmody	4-7-0			1934	Pooley Hubert	3-4-2		
1983	Jim Carmody	7-4-0			1933	Pooley Hubert	3-5-2		
1982	Jim Carmody	7-4-0			1932	Pooley Hubert	5-4-0		
1981	Bobby Collins	9-2-1		Tangerine	1931	Pooley Hubert	3-5-1		
1980	Bobby Collins	9-3-0		Independence	1930	John Lumpkin	3-5-1		
1979	Bobby Collins	6-4-1			1929	W.B. Saunders	2-6-1		
1978	Bobby Collins	7-4-0			1928	W.B. Saunders	4-5-0		
1977	Bobby Collins	6-6-0			1927	Herschel Bobo	3-4-1		
1976	Bobby Collins	3-8-0			1926	Herschel Bobo	3-4-1		
1975	Bobby Collins	8-3-0			1925	Herschel Bobo	0-6-0		
1974	P.W. Underwood	6-5-0			1924	Herschel Bobo	3-3-2		
1973	P.W. Underwood	6-4-1			1923	O.V. Austin	3-3-0		
1972	P.W. Underwood	3-7-1			1922	O.V. Austin	2-6-0		
1971	P.W. Underwood	6-5-0			1921	O.V. Austin	3-4-0		
1970	P.W. Underwood	5-6-0			1920	B.B. O'Mara	5-2-1		
1969	P.W. Underwood	5-5-0			1919	Cephus Anderson	4-1-2		
1968	P.W. Underwood	4-6-0			1916	A.B. Dillie	0-2-0		
1967	Thad (Pie) Vann	6-3-0			1915	A.B. Dillie	4-4-0		
1966	Thad (Pie) Vann	6-4-0			1914	A.B. Dillie	1-2-1		
1965	Thad (Pie) Vann	7-2-0			1913	M.J. Williams	1-5-1		
1964	Thad (Pie) Vann	6-3-0			1912	R.G. Slay	2-1-0		
1963	Thad (Pie) Vann	5-3-1							
1962	Thad (Pie) Vann	9-1-0							
1961	Thad (Pie) Vann	8-2-0							
1960	Thad (Pie) Vann	6-4-0							
1959	Thad (Pie) Vann	6-4-0							
1958	Thad (Pie) Vann	9-0-0		Tangerine					
1957	Thad (Pie) Vann	8-3-0		Tangerine					
1956	Thad (Pie) Vann	7-2-1							
1955	Thad (Pie) Vann	9-1-0							
1954	Thad (Pie) Vann	6-4-0							
1953	Thad (Pie) Vann	9-2-0		Sun					
1952	Thad (Pie) Vann	10-2-0		Sun					
1951	Thad (Pie) Vann	6-5-0							

## BOWL RESULTS (3-6-0)

Bowl	Opponent	Result	Year
Liberty	Pittsburgh	W 41-7	1997
All-American	North Carolina St.	L 27-31	1990
Independence	Texas-El Paso	W 38-18	1988
Tangerine	Missouri	L 17-19	1981
Independence	McNeese St.	W 16-14	1980
Tangerine	East Texas St.	L 9-10	1958
Tangerine	West Texas St.	L 13-20	1957
Sun	Pacific	L 7-26	1954
Sun	Texas-El Paso	L 14-37	1953

# Southern Miss School Records



## INDIVIDUAL GAME

Total Offense	376	Jeff Bower vs. Texas-Arlington . . .Oct. 20, 1973
Yards Rushing	304	Sam Dejarnette vs. Florida State .Sept. 25, 1982
Rushing Attempts	43	Sam Dejarnette vs. Florida State .Sept. 25, 1982
Yards Passing	398	Lee Roberts vs. Houston . . . . .Nov. 9, 1995
Pass Attempts	49	Tommy Boutwell vs. San Diego St. Nov. 9, 1968
		vs. Richmond . . . . .Nov. 16, 1968
Pass Completions	26	Brett Favre vs. East Carolina . . .Nov. 25, 1989
Yards Receiving	260	Kendrick Lee vs. Houston . . . . .Nov. 9, 1995
Receptions	10	Kendrick Lee vs. Houston . . . . .Nov. 9, 1995

## SEASON

Total Offense	2,563	Brett Favre . . . . .1989
Yards Rushing	1,545	Sam Dejarnette . . . . .1982
Rushing Attempts	311	Sam Dejarnette . . . . .1982
Yards Passing	2,588	Brett Favre . . . . .1989
Pass Attempts	381	Brett Favre . . . . .1989
Pass Completions	206	Brett Favre . . . . .1989
Yards Receiving	1,087	Cliff Coggin . . . . .1949
Receptions	54	Sherrod Gideon . . . . .1997
Touchdown Catches	9	Bill Mikel, 1969 and Cliff Coggin . . . . .1949
Interceptions	8	Ray Guy, 1972, Billy Devrow, 1965
		and Bubba Phillips . . . . .1949
Points	120	Sammy Winder . . . . .1980

## CAREER

Total Offense	7,606	Brett Favre . . . . .1987-90
Yards Rushing	3,595	Ben Garry . . . . .1974-77
Rushing Attempts	723	Ben Garry . . . . .1974-77
Yards Passing	7,695	Brett Favre . . . . .1987-90
Pass Attempts	1,169	Brett Favre . . . . .1987-90
Pass Completions	613	Brett Favre . . . . .1987-90
Yards Receiving	1,542	Cliff Cogin . . . . .1948-49
Receptions	94	Billy Mikel . . . . .1968-70
Touchdown Catches	15	Cliff Cogin . . . . .1948-49
Interceptions	25	Bubba Phillips . . . . .1947-50
Points	234	Sammy Winder . . . . .1978-81

## TEAM

Points	76	vs. Northwestern Louisiana . . . . .Oct. 13, 1951
Total Offense	630	vs. Texas-Arlington . . . . .Oct. 3, 1981
Yards Rushing	502	vs. Virginia Tech . . . . .Nov. 15, 1958
Yards Passing	345	vs. Memphis . . . . .Oct. 28, 1989
First Downs	35	vs. East Carolina . . . . .Oct. 5, 1968
Total Defense	5	vs. Elon . . . . .Sept. 17, 1955
Rushing Defense	-57	vs. Lamar . . . . .Nov. 1, 1975
Passing Defense	-4	vs. Parris College . . . . .Sept. 26, 1953

## SEASON

Points	402	1952
Total Offense	4,575	1952
Yards Rushing	3,651	1952
Yards Passing	2,558	1989
First Downs	240	1952
Fewest Points Allowed	62	1967
Total Defense	1,181	1963
Rushing Defense	541	1967
Passing Defense	439	1955



Lee Roberts



Todd Pinkston



# Southern Miss Primary Media

## NEWSPAPERS

Stephen Hawkins  
Associated Press  
125 S. Congress, Ste. L170  
Jackson, MS 39201  
Phone: 601/948-5897  
FAX: 601/948-7975

Tim Doherty  
Hattiesburg American  
P.O. Box 1111  
Hattiesburg, MS 39403  
Phone: 601/582-4321  
FAX: 601/584-3130

Robert Wilson  
Clarion-Ledger  
P.O. Box 40  
Jackson, MS 39205  
Phone: 601/961-7000  
FAX: 601/961-7224

Jim Mashek  
Biloxi Sun Herald  
P.O. Box 4567  
Biloxi, MS 39535  
Phone: 601/896-2100  
FAX: 601/896-2104

Curtis Rockwell  
Mississippi Press  
P.O. Box 849  
Pascagoula, MS 39568  
Phone: 601/762-1111  
FAX: 601/934-1454

Tom Goetz  
Daily Leader  
P.O. Box 551  
Brookhaven, MS 39601  
Phone: 601/833-6961  
FAX: 601/833-6714

Rob Sigler  
Picayune Item  
P.O. Box 580  
Picayune, MS 39466  
Phone: 601/798-4766  
FAX: 601/798-8602

Calvin Stephens  
Vicksburg Evening Post  
P.O. Box 821668  
Vicksburg, MS 39182  
Phone: 601/636-4545  
FAX: 601/634-0897

Tim Ellerbee  
Times Picayune  
3800 Howard Ave.  
New Orleans, LA 70140  
Phone: 504/826-3279  
FAX: 504/826-3401

Shawn Wansley  
Laurel Leader Call  
P.O. Box 728  
Laurel, MS 39441  
Phone: 601/428-0551  
FAX: 601/426-3550

Kim Shugart  
Mobile Press Register  
P.O. Box 2488  
Mobile, AL 36630  
Phone: 601/433-1551  
FAX: 434-8662

Randy Hammonds  
Enterprise Journal  
P.O. Box 910  
McComb, MS 39648  
Phone: 601/684-2421  
FAX: 601/684-0836

Mike Grubb  
Meridian Star  
P.O. Box 1591  
Meridian, MS 39302  
Phone: 601/693-1551  
FAX: 601/485-1275

Joey Martin  
Natchez Democrat  
P.O. Box 1447  
Natchez, MS 39120  
Phone: 601/442-9101  
FAX: 601/442-7315

Thomas Baker  
Student Printz  
Box 5088  
Hattiesburg, MS 39406  
Phone: 601/266-4266  
FAX: 601/266-4263

## RADIO PLAY BY PLAY

John Cox  
Golden Eagle Radio  
Network  
P.O. Box 5161  
Hattiesburg, MS 39402  
Phone: 601/266-5017  
FAX: 601/266-4507

Vic Purvis  
USM Color Analyst  
10221 Ash Creek Drive  
Union, KY 41091-9054  
Phone: 606/384-4187

## RADIO

John Gatlin  
WFOR-AM/WHER-FM  
2414 West 7th Street  
Hattiesburg, MS 39401  
Phone: 601/544-3232  
FAX: 601/582-5481

Allyson Scott  
WBBN-FM  
P.O. Box 6408  
Laurel, MS 39440  
Phone: 601/649-0095  
FAX: 601/649-8199

Dixon Williams  
Mississippi Network  
6310 I-55 North  
Jackson, MS 39211  
Phone: 601/957-1700  
FAX: 601/956-5228

WORV-AM/WMJG-FM  
1204 Graveline  
Hattiesburg, MS 39401  
Phone: 601/544-1941  
FAX: 601/544-1947

WBHK-AM  
P.O. Box 15216  
Hattiesburg, MS 39404  
Phone: 601/582-9595  
FAX: 601/733-2787

Jackson Walker  
WNSL-FM  
1160 Victory Road  
Laurel, MS 39440  
Phone: 601/425-1491  
FAX: 601/544-6494

WUSM-FM  
Box 10045  
Hattiesburg, MS 39406  
Phone: 601/266-4287  
FAX: 601/266-4288

## TELEVISION

Mitch Williams  
WDAM-TV  
P.O. Box 16269  
Hattiesburg, MS 39404  
Phone: 601/544-4730  
FAX: 601/584-9302

Mike Rowe  
WAPT-TV  
P.O. Box 10297  
Jackson, MS 39209  
Phone: 601/922-1607  
FAX: 601/922-1663

Lee Owens  
WJTV-TV  
P.O. Box 8887  
Jackson, MS 39204  
Phone: 601/372-6311  
FAX: 601/372-6311

WLBT-TV  
P.O. Box 1712  
Jackson, MS 39215  
Phone: 601/948-3333  
FAX: 601/960-4435

A.J. Giardina  
WLOX-TV  
P.O. Box 4596  
Biloxi, MS 39535  
Phone: 601/896-1313  
FAX: 601/896-2596

Max Havard  
WXXV-TV  
P.O. Box 2500  
Gulfport, MS 39505  
Phone: 601/832-2525

Lindsey Hall  
WTOK-TV  
P.O. Box 2988  
Meridian, MS 39302  
Phone: 601/693-1441  
FAX: 601/483-3266



# Tulane



## QUICK FACTS

Location: New Orleans, La.  
 Founded: 1834  
 Enrollment: 11,300  
 Nickname: Green Wave  
 Colors: Olive Green and Sky Blue  
 Stadium: Louisiana Superdome (69,767)  
 President: Dr. Scott S. Cowen  
 Faculty Athletics Rep.: Gary Roberts  
 Athletic Director: Sandy Barbour  
 SWA: TBA  
 Head Coach: Tommy Bowden



**Tommy Bowden**  
 Head Coach

## SPORTS INFORMATION

Assistant AD/SID: Scott Stricklin  
 Office Phone: 504/865-5506  
 Home Phone: TBA  
 Fax: 504/865-5512  
 E-mail: TBA  
 Website: [www.tulane.edu/~athletic](http://www.tulane.edu/~athletic)  
 Press Box Phone: 504/587-3868

## FOOTBALL FACTS

Basic Offense: . . . . .	Multiple
Basic Defense: . . . . .	Multiple 4-3
Lettermen Returning/Lost: . . . . .	49/15
Starters Returning: . . . . .	18
Offense . . . . .	10
Defense . . . . .	6
Specialists . . . . .	2
1997 Record: . . . . .	7-4-0
Postseason: . . . . .	None
All-Time Record: . . . . .	431-489-36 (.470)
Bowl Appearances: . . . . .	8
Bowl Record: . . . . .	2-6-0
Last Appearance: . . . . .	1987, Independence



*Louisiana Superdome (69,767)*



**Dr. Scott S. Cowen**  
 President



**Sandy Barbour**  
 Athletic Director



**Scott Stricklin**  
 Football SID

*Green Wave*



# Tulane

## 1998 SCHEDULE

### September

5	at Cincinnati	6:00p
12	at Southern Methodist	7:00p
26	NAVY	5:00p

### October

3	<b>SOUTHERN MISS</b>	5:00p
17	<b>LOUISVILLE</b>	2:30p
24	at Rutgers	11:00a
31	SOUTHWESTERN LA.	5:00p

### November

7	at Memphis	1:00p
14	at Army	Noon
21	<b>HOUSTON</b>	5:00p
26	LOUISIANA TECH	5:00p

All times Central and subject to change.  
*Conference games in bold italics.*



## TOMMY BOWDEN

Hometown: Birmingham, Ala.  
 Alma Mater: West Virginia '77  
 Born: July 10, 1954

### Coaching Experience

1997-	Tulane	Head Coach - 7-4-0 (.636) 1 season
1991-96	Auburn	Offensive Coordinator/Wide Receivers
1990	Kentucky	Offensive Coordinator/Wide Receivers
1987-89	Alabama	Wide Receivers
1984-86	Duke	Offensive Coordinator
1981-83	Florida State	Tight Ends
1980	Auburn	Running Backs
1980	East Carolina	Defensive Backs
1978-79	Florida State	Defensive Backs
1977	West Virginia	Graduate Assistant

Career Head Coaching Record: 7-4-0 (.636) 1 season

### Coaching Staff

Offensive Coordinator/Quarterbacks	Rich Rodriguez (West Virginia '86)
Defensive Coordinator/Defensive Backs	Rick Smith (Florida State '70)
Wide Receivers/Special Teams	Steve Bird (Eastern Kentucky '83)
Running Backs	Burton Burns (Nebraska '76)
Linebackers	Steve Davis (Livingston '75)
Defensive Ends	Dick Hopkins (Florida State '74)
Tight Ends/Recruiting Coordinator	Frank Scelfo (Northeast Louisiana '81)
Defensive Line	Thielen Smith (LSU '77)
Offensive Line	Ron West (Clemson '79)

Football Office Phone: 504/865-5355 Fax: 504/865-5379

## 1997 RESULTS

S6	CINCINNATI	W	31-17	1-0
S13	RICE	L	24-30	1-1
S20	at Syracuse	L	19-30	1-2
O4	ARMY	W	41-0	2-2
O11	at Louisville	W	64-33	3-2
O18	EAST CAROLINA	W	33-16	4-2
O25	at Southern Miss	L	13-34	4-3
N1	at Southwestern La.	W	56-0	5-3
N8	MEMPHIS	W	26-14	6-3
N15	MISSISSIPPI	L	24-41	6-4
N22	at Houston	W	44-10	7-4



## KEY DATES

- Veterans Report:** August 13
- Freshmen Report:** August 10
- Media Day:** August 23
- Fall Classes Begin:** September 2

## 1997 TEAM STATISTICS

Category	TU	Opponents
First Downs	236	207
Rushes-Yards	425-2012	427-1630
Rushing Yards/Game	182.9	148.2
Passes Att./Comp./Int.	366-201-14	368-197-26
Completion Pct.	.549	.535
Passing Yards	2598	2288
Passing Yards/Game	236.2	208.0
Total Off. Plays/Yds	791-4610	795-3918
Total Offense/Game	419.1	356.2
Punts-Average	42-40.1	60-38.1
Punt Returns-Avg.	31-8.8	25-10.2
Kickoff Returns-Avg.	26-23.8	51-20.9
Interceptions-Yards	26-13.9	14-13.9
Fumbles-Lost	18-6	20-8
Penalties-Yards	85-695	83-682
3rd Down Conversions	69-160	54-172
3rd Down Conversion Pct.	.431	.314
4th Down Conversions	3-10	15-25
4th Down Conversion Pct.	.300	.600
Avg. Time of Possession	28:04	31:56

## 1997 INDIVIDUAL LEADERS

Rushing	Att.	Yds.	Avg.	TD	Long
Toney Converse	137	777	5.7	2	46
Shaun King	124	511	4.1	5	73
Jamaican Darteze	78	506	6.5	5	40
TOTALS	425	2012	4.7	16	73

Passing	Att.	Comp	Pct.	INT	Yards	TD
Shaun King	363	199	54.8	14	2567	24
Xavier Salazar	3	2	66.7	0	31	1
TOTALS	366	201	54.9	14	2598	25

Receiving	Rec	Yds.	Avg.	TD	Long
P.J. Franklin	58	703	12.1	8	46
JaJuan Dawson	52	839	16.1	10	79t
John Wilson	23	299	13.0	1	50
Kerwin Cook	20	301	15.1	2	44
TOTALS	201	2598	12.9	25	79t

Field Goals	Made-Att.	Pct.	Long
Brad Palazzo	23-28	.821	52

Punting	No.	Yards	Avg.	In 20	Long
Brad Hill	42	1940	46.2	62	

Kickoff Returns	No.	Yards	Avg.	TDS	Long
P.J. Franklin	19	443	23.3	0	61
John Wilson	3	33	11.0	0	14
TOTALS	26	619	23.8	1	67

Punt Returns	No.	Yds.	Avg.	TDs	Long
P.J. Franklin	29	260	9.0	0	23
TOTALS	31	274	8.8	0	23

Tackles	Solos	Ast	Total
Brian Williams	55	57	112
Derrick Singleton	40	48	88
Brett Timmons	40	44	84
Derrick Perry	36	27	63
A. Roundtree	43	18	61
TOTALS	628	420	1046

Interceptions	No.	Yds.	Avg.	TD
Michael Jordan	5	41	8.2	1
A. Roundtree	4	87	21.8	1
Kevin Dukes	3	72	24.0	0
TOTALS	26	362	13.9	2

## NOTING THE GREEN WAVE

- ★ Tulane's 1997 team posted its best regular season record since 1980, finishing 7-4. The Green Wave was the nation's second-most improved program last season, winning five more games than it did in 1996.
- ★ Senior QB Shaun King was named Conference USA Offensive Player of the Year after setting or tying seven Tulane single-season records, including total offense (3,078), TD passes (24), and yards passing per game (233.4). He completed 199 passes for 2,567 yards and also rushed 124 times for 511 yards and five touchdowns.
- ★ Senior kicker Brad Palazzo led the nation in field goals per game (2.09) and in points scored by a kicker (109).
- ★ Sophomore running back Toney Converse was the only freshman named to C-USA's All-Conference first team. He broke teammate Jamaican Darteze's two-year old record for rushing yards by a freshman, picking up 777 yards, 233 more than Darteze gained his rookie season.
- ★ Despite being available for only 29 quarters before breaking his ankle against Southwestern Louisiana, junior wide receiver JaJuan Dawson had 52 receptions for 839 yards and 10 TDs, second-most in TU annals.



# Tulane

## 1998 DEPTH CHART

(Returning starters in bold)

### Lettermen

Returning/Lost: 49/15

### Starters

Offensive Returning/Lost: 10/1

Defensive Returning/Lost: 6/5

Special Teams Returning/Lost: 2/0

### Offense

WR **JaJuan Dawson**, Kerwin Cook,  
Zander Robinson  
LT **Bernard Robertson**, Brad McFarland  
LG **Jerry Godfrey**, Bryson Westbrook,  
Nelson Stewart  
C **Kapua Conley**, Tony Cunningham  
RG **Mike Gumiela**, Kahari Wood,  
Stephen Parrish  
RT Charles Caldwell, Jim Ordeneaux  
TE **Mike Turner**, Mike Truax,  
Joseph Akin  
WR **P.J. Franklin**, **John Wilson**,  
Adrian Burnette  
QB **Shaun King**,  
Jeff Curtis or Patrick Ramsey  
FB O'Kie Woods, Barry Smith  
TB Jamaican Dartez, **Toney Converse**,  
Kendal Francis

### Defense

LDE Manny Cuellar, Brent Hamilton,  
Glenn Lemoine  
LDT Phil Henderson, Domonick Crockett,  
Matthew Glapion  
RDT **Dennis O'Sullivan**, Mitch Mouton,  
Mark Tyler  
RDE Kevin Reavis, Tom Latos,  
Ryan Brewer, Patrick Charles  
SLB Derrick Perry, Jon-Robert Mouton,  
David Dorsey  
MLB Wayne Blair, Cory Green, Noel Ellis  
WLB **Brett Timmons**, Jerry Phillips,  
Sedric Clemons, **Kevin Dukes**  
LCB **Michael Jordan**, Ky Joseph,  
Jamal Jones  
RCB Allen Phillips, Tim Carter,  
Matthew Kohnke  
SS **Tellius Carr**, Corey Jones,  
Meldon Barnes  
FS **Alphonso Roundtree**, Sam Knight,  
Warren St. Junious

### Specialists

K **Brad Palazzo**  
P **Brad Hill**, Casey Roussel

### Key Losses

OT Cory Geason  
DE Keaton Cromartie  
DT Terence Cook  
DE Shane Marshall  
LB Derrick Singleton  
LB Brian Williams



JaJuan Dawson

## 1998 SPRING SIGNEES

NO	NAME	POS.	HT.	WT.	YR.	HOMETOWN/HS, JC or COLLEGE
91	Kenan Blackmon	DT	6-5	230	Fr.	Tallahassee, Fla./Godby
92	Kern Blackmon	DE	6-4	220	Fr.	Tallahassee, Fla./Godby
50	Percy Branon	DL	6-2	260	Fr.	New Orleans, La./Landry
60	Derick Bugg	OL	6-4	280	Fr.	Beaumont, Texas/West Brook
75	Chrys Bullock	OL	6-4	270	Fr.	Destrehan, La./Destrehan
37	Allen Davis	DE	6-2	215	Fr.	Quincy, Fla./Shanks
39	Delando Davis	LB	6-3	195	Fr.	New Orleans, La./Karr
35	David Dunlap	DB	6-4	210	Fr.	Bossier City, La./Airline
12	Travis Garvin	WR	6-1	173	Fr.	Bradenton, Fla./Southeast
-	*Matt Groff	K/P	6-1	163	Jr.	N. Fort Myers, Fla./Kent State
22	Terrell Harris	WR	6-2	185	Fr.	Marrero, La./Archbishop Shaw
-	Derrick Joseph	QB	6-0	188	Fr.	Harvey, La./Archbishop Shaw
25	Genarrio Reshard	RB	5-8	180	Fr.	Gainesville, Fla./Eastside
56	Corey Sewell	OL	6-3	250	Fr.	LaPlace, La./East St. John
89	Roxie Shelvin	DE	6-3	215	Fr.	Franklin, La./Franklin
66	Torie Taulli	OL	6-2	250	Fr.	Harvey, La./Archbishop Shaw
94	Chris Washington	LB	6-3	200	Fr.	Newellton, La./Newellton
61	Seth Zaunbrecher	OL	6-5	250	Fr.	Crowley, La./Notre Dame

\*will be eligible in the 1999 season

# 1998 ROSTER



NO.	NAME	POS.	HT.	WT.	YR.	EXP.	HOMETOWN/HS, JC or COLLEGE
85	Joseph Akin	TE	6-2	219	Fr.	RS	Pensacola, Fla./Cushing Acad., Mass.
33	Meldon Barnes	S	5-10	176	Fr.	RS	St. James, La./St. James
45	Wayne Blair	LB	6-1	229	Sr.	3L	Ft. Lauderdale, Fla./St. Thomas Aquinas
59	Ryan Brewer	DE	6-4	235	Fr.	RS	Lexington, Ky./Henry Clay
83	Adrian Burnette	WR	5-10	183	So.	1L	Bastrop, La./Bastrop
71	Charles Caldwell	OT	6-3	294	So.	1L	Lantana, Fla./Santaluces
4	Tellius Carr	S	6-0	185	Sr.	3L	Baton Rouge, La./Glen Oaks
15	Tim Carter	CB	6-1	180	So.	1L	Tallahassee, Fla./Rickards
93	Patrick Charles	DE	6-0	218	Fr.	RS	New Orleans, La./McMain
38	Sedric Clemons	LB	5-11	215	Jr.	2L	Leesville, La./Leesville
55	Kapua Conley	C	6-1	277	Jr.	2L	Oviedo, Fla./Oviedo
23	Toney Converse	TB	5-8	163	So.	1L	Metairie, La./East Jefferson
84	Kerwin Cook	WR	6-0	166	So.	1L	Ferriday, La./Ferriday
66	Domonick Crockett	DT	6-3	272	So.	1L	Baton Rouge, La./Istrouma
54	Manny Cuellar	DE	6-3	251	Sr.	3L	Miami, Fla./Maine Central Institute
57	Tony Cunningham	C	6-0	278	So.	1L	River Ridge, La./John Curtis
14	Jeff Curtis	QB	5-11	183	Sr.	3L	River Ridge, La./John Curtis
19	Jamaican Dartez	TB	5-8	186	Sr.	3L	Cecilia, La./Cecilia
20	JaJuan Dawson	WR	6-1	195	Jr.	2L	Gibson, La./H.L. Bourgeois
34	David Dorsey	LB	6-1	200	Fr.	RS	Metairie, La./Riverdale
32	Kevin Dukes	LB	5-11	195	Jr.	2L	River Ridge, La./John Curtis
28	Noel Ellis	LB	6-2	220	So.	1L	New Orleans, La./Karr
94	Derrick Elzy	DE	6-4	223	Fr.	RS	St. James, La./St. James
26	Kendal Francis	TB	5-11	190	Jr.	1L	Jacksonville, Fla./Bolles
8	P.J. Franklin	WR	5-10	164	Sr.	3L	Amite, La./Amite
82	Brannon Galmon	WR	6-3	178	Fr.	RS	New Orleans, La./McMain
88	Matthew Glapion	DT	6-5	257	So.	1L	New Orleans, La./St. Augustine
77	Jerry Godfrey	G	6-3	283	Jr.	2L	River Ridge, La./John Curtis
58	Cory Green	LB	6-3	230	So.	1L	Cecilia, La./Cecilia
70	Mike Gumiel	G	6-4	275	Sr.	2L	Chicago, Ill./St. Patrick
96	Brent Hamilton	DE	6-5	203	So.	1L	Kinder, La./Kinder
87	Phil Henderson	DT	6-4	252	Sr.	3L	Riverdale, Ga./North Clayton
48	Brad Hill	P	6-2	197	Sr.	3L	Memphis, Tenn./Christian Brothers
42	Corey Jones	S	5-11	190	So.	1L	Newellton, La./Newellton
2	Jamal Jones	CB	5-10	167	Fr.	RS	New Iberia, La./Catholic
6	Michael Jordan	DB	5-10	177	Sr.	3L	Baton Rouge, La./Capitol
31	Ky Joseph	CB	5-10	174	So.	1L	LaPlace, La./East St. John
10	Shaun King	QB	6-0	201	Sr.	3L	St. Petersburg, Fla./Gibbs
24	Sam Knight	S	5-11	186	So.	1L	Fort Pierce, Fla./Central
43	Mathew Kohnke	S	5-10	184	Fr.	RS	New Orleans, La./De La Salle
49	Jason Lanier	LB	5-10	202	Fr.	RS	Weatherford, Texas/Weatherford
73	Tom Latos	DE	6-3	263	Sr.	2L	DeSoto, Texas/DeSoto
91	Glenn Lemoine	DE	6-2	230	Fr.	RS	Chalmette, La./Hannan
51	Brad McFarland	OT	6-5	260	So.	SQ	Klein, Texas/Klein
16	Robbie Merck	QB	6-1	207	So.	SQ	Greenville, S.C./Hargrave Military Acad.
52	Jon-Robert Mouton	LB	6-0	215	Fr.	RS	Kaplan, La./Kaplan
97	Mitch Mouton	DT	6-4	239	So.	1L	Kaplan, La./Kaplan
39	Mike O'Brien	P	5-11	188	So.	SQ	Harvey, La./John Curtis
65	Dennis O'Sullivan	DT	6-4	281	Sr.	3L	Stony Point, N.Y./North Rockland
68	Jim Ordeneaux	OT	6-6	290	Jr.	1L	Granel Point, La./St. Charles
3	Brad Palazzo	K	5-11	186	Sr.	3L	Gulfport, Miss./Gulfport
72	Stephen Parrish	OT	6-4	276	Fr.	RS	Destrehan, La./Jesuit
41	Derrick Perry	LB	6-0	223	Jr.	2L	Shreveport, La./Fair Park
29	Allen Phillips	DB	6-0	182	So.	1L	Miami, Fla./Coral Park
30	Jerry Phillips	S	6-0	199	So.	1L	New Orleans, La./Karr
7	Patrick Ramsey	QB	6-3	215	Fr.	RS	Ruston, La./Ruston
90	Kevin Reavis	DE	6-3	240	Sr.	3L	Bronx, N.Y./Lehman
74	Bernard Robertson	OT	6-4	269	So.	1L	New Orleans, La./Karr
86	Zander Robinson	WR	5-9	168	Fr.	RS	Marrero, La./John Ehret
5	Alphonso Roundtree	CB	5-10	184	Sr.	3L	Bradenton, Fla./Southeast
36	Casey Rousel	K/P	6-1	212	Fr.	RS	Paulina, La./St. Charles
47	Warren St. Junious	CB	6-0	182	So.	1L	Charenton, La./Franklin
21	Barry Smith	FB	5-10	204	Fr.	RS	Marrero, La./Shaw
64	Nelson Stewart	G	6-4	270	Jr.	SQ	New Orleans, La./Newman
9	Brett Timmons	LB	5-10	210	Sr.	3L	Bradenton, Fla./Southeast
80	Mike Truax	TE	6-1	240	So.	1L	Metairie, La./St. Martin's
46	Mike Turner	TE	6-3	248	Jr.	2L	Spring, Texas/Klein Oak
95	Mark Tyler	DT	6-1	308	Fr.	RS	Bossier City, La./Airline
1	John Wilson	WR	5-5	170	So.	1L	Americus, Ga./Americus
79	Kahari Wood	OT	6-3	300	Fr.	RS	Tallahassee, Fla./Rickards
41	O'Kie Woods	RB	5-11	220	Jr.	2L	Baton Rouge, La./University



Toney Converse



Michael Jordan



Tellius Carr



# Tulane Year-by-Year

Year	Coach	Overall	C-USA	Bowl	Year	Coach	Overall	C-USA	Bowl
1997	Tommy Bowden	7-4-0	5-1		1935	Ted Cox	6-4-0		
1996	Buddy Teevens	2-9-0	1-4		1934	Ted Cox	10-1-0		Sugar
1995	Buddy Teevens	2-9-0			1933	Ted Cox	6-3-1		
1994	Buddy Teevens	1-10-0			1932	Ted Cox	6-2-1		
1993	Buddy Teevens	4-8-0			1931	Bernie Bierman	11-1-0		Rose
1992	Buddy Teevens	2-9-0			1930	Bernie Bierman	8-1-0		
1991	Greg Davis	1-10-0			1929	Bernie Bierman	9-0-0		
1990	Greg Davis	4-7-0			1928	Bernie Bierman	6-3-1		
1989	Greg Davis	4-8-0			1927	Bernie Bierman	2-5-1		
1988	Greg Davis	5-6-0			1926	Clark Shaughnessy	3-5-1		
1987	Mack Brown	6-6-0		Independence	1925	Clark Shaughnessy	9-0-1		
1986	Mack Brown	4-7-0			1924	Clark Shaughnessy	8-1-0		
1985	Mack Brown	1-10-0			1923	Clark Shaughnessy	6-3-1		
1984	Wally English	3-8-0			1922	Clark Shaughnessy	4-4-0		
1983	Wally English	2-9-0			1921	Myron Fuller	4-6-0		
1982	Vince Gibson	4-7-0			1920	Clark Shaughnessy	6-2-1		
1981	Vince Gibson	6-5-0			1919	Clark Shaughnessy	6-2-1		
1980	Vince Gibson	7-5-0		Hall of Fame	1918	Clark Shaughnessy	4-1-1		
1979	Larry Smith	9-3-0		Liberty	1917	Clark Shaughnessy	5-3-0		
1978	Larry Smith	4-7-0			1916	Clark Shaughnessy	4-3-1		
1977	Larry Smith	3-8-0			1915	Clark Shaughnessy	4-4-0		
1976	Larry Smith	2-9-0			1914	E.R. Sweetland	3-3-1		
1975	Bennie Ellender	4-7-0			1913	A.C. Hoffman	3-5-0		
1974	Bennie Ellender	5-6-0			1912	A.A. Mason	5-3-0		
1973	Bennie Ellender	9-3-0		Bluebonnet	1911	A.A. Mason	5-3-1		
1972	Bennie Ellender	6-5-0			1910	A.A. Mason	0-7-0		
1971	Bennie Ellender	3-8-0			1909	Buster Brown	4-3-2		
1970	Jim Pittman	8-4-0		Liberty	1908	Joe Curtis	7-1-0		
1969	Jim Pittman	3-7-0			1907	Joe Curtis	3-2-0		
1968	Jim Pittman	2-8-0			1906	John Russ	0-4-1		
1967	Jim Pittman	3-7-0			1905	J. Tobin/H. Ludlow	0-1-0		
1966	Jim Pittman	5-4-1			1904	T. Berry/J. Janvier	5-2-0		
1965	Tommy O'Boyle	2-8-0			1903	Charles Eshleman	2-2-1		
1964	Tommy O'Boyle	3-7-0			1902	Virginus Dabney	1-4-2		
1963	Tommy O'Boyle	1-8-1			1901	H.T. Summersgill	5-1-0		
1962	Tommy O'Boyle	0-10-0			1900	H.T. Summersgill	5-0-0		
1961	Andy Pilney	2-8-0			1899	H.H. Collier	0-6-1		
1960	Andy Pilney	3-6-1			1898	John Lombard	1-1-0		
1959	Andy Pilney	3-6-1			1896	Harry Baum	3-2-0		
1958	Andy Pilney	3-7-0			1895	T.L. Bayne	3-2-0		
1957	Andy Pilney	2-8-0			1894	Fred Sweet	0-4-0		
1956	Andy Pilney	6-4-0			1893	T.L. Bayne	1-2-0		
1955	Andy Pilney	5-4-1							
1954	Andy Pilney	1-6-3							
1953	Raymond Wolf	1-8-1							
1952	Raymond Wolf	5-5-0							
1951	Henry E. Frnka	4-6-0							
1950	Henry E. Frnka	6-2-1							
1949	Henry E. Frnka	7-2-1							
1948	Henry E. Frnka	9-1-0							
1947	Henry E. Frnka	2-5-2							
1946	Henry E. Frnka	3-7-0							
1945	Claude Simons, Jr.	2-6-1							
1944	Claude Simons, Jr.	4-3-0							
1943	Claude Simons, Jr.	3-3-0							
1942	Claude Simons, Jr.	4-5-0							
1941	Lowell Dawson	5-4-0							
1940	Lowell Dawson	5-5-0							
1939	Lowell Dawson	8-1-1		Sugar					
1938	Lowell Dawson	7-2-1							
1937	Lowell Dawson	5-4-1							
1936	Lowell Dawson	6-3-1							

## BOWL RESULTS (2-6-0)

Bowl	Opponent	Result	Year
Independence	Washington	L 12-24	1987
Hall of Fame	Arkansas	L 15-34	1980
Liberty	Penn State	L 6-9	1979
Bluebonnet	Houston	L 7-47	1973
Liberty	Colorado	W 17-3	1970
Sugar	Texas A&M	L 13-14	1940
Sugar	Temple	W 20-14	1935
Rose	Southern Calif.	L 12-21	1932

# Tulane School Records



## INDIVIDUAL

### GAME

Total Offense	484	Terrence Jones vs. TCU . . . . .Sept. 13, 1986
Yards Rushing	246	David Abercrombie vs. N. C. St. .Nov. 21, 1970
Rushing Attempts	43	Bill Banker vs. Mississippi . . . . .Oct. 1, 1927
Yards Passing	388	Terrence Jones vs. TCU . . . . .Sept. 13, 1986
Pass Attempts	54	Shaun King vs. Southern Miss . .Oct. 25, 1997
Pass Completions	33	Roch Hontas vs. So. Methodist . .Oct. 24, 1977
Yards Receiving	271	Jerome McIntosh vs. Vanderbilt .Nov. 28, 1989
Receptions	15	Wil Ursin vs. East Carolina . . . . .Nov. 2, 1991

### SEASON

Total Offense	3,078	Shaun King . . . . .1997
Yards Rushing	1,178	Eddie Price . . . . .1948
Rushing Attempts	219	David Abercrombie . . . . .1970
Yards Passing	2,567	Shaun King . . . . .1997
Pass Attempts	423	Deron Smith . . . . .1989
Pass Completions	237	Deron Smith . . . . .1989
Yards Receiving	1,206	Marc Zeno . . . . .1987
Receptions	77	Marc Zeno . . . . .1987
Touchdown Catches	13	Marc Zeno . . . . .1987
Interceptions	9	Jimmy Glisson, 1949 and Paul Ellis . . . .1970
Points	128	Charles Flournoy . . . . .1925

### CAREER

Total Offense	1,620	Terrence Jones . . . . .1985-88
Yards Rushing	3,095	Eddie Price . . . . .1946-49
Rushing Attempts	515	Bill Banker . . . . .1927-29
Yards Passing	7,684	Terrence Jones . . . . .1985-88
Pass Attempts	1,042	Terrence Jones . . . . .1985-88
Pass Completions	570	Terrence Jones . . . . .1985-88
Yards Receiving	3,725	Marc Zeno . . . . .1984-87
Receptions	236	Marc Zeno . . . . .1984-87
Touchdown Catches	25	Marc Zeno . . . . .1984-87
Interceptions	18	Paul Ellis . . . . .1969-71
Points	263	Bill Banker . . . . .1927-29


## TEAM

### GAME

Points	95	vs. Southwestern Louisiana . . . .Oct. 12, 1912
Total Offense	722	vs. Mississippi College . . . . .Oct. 9, 1937
Yards Rushing	638	vs. Mississippi College . . . . .Oct. 9, 1937
Yards Passing	396	vs. Louisiana State . . . . .Nov. 30, 1985
First Downs	35	vs. Northwestern State . . . . .Sept. 29, 1928
Total Defense	7	vs. Mississippi College . . . . .Oct. 9, 1937
Rushing Defense	-54	vs. North Carolina . . . . .Oct. 18, 1941
Passing Defense	-2	vs. Auburn . . . . .Oct. 25, 1947

### SEASON

Points	358	1987
Total Offense	4,588	1987
Yards Rushing	2,999	1931
Yards Passing	2,800	1989
First Downs	266	1989
Fewest Points Allowed	19	1901
Total Defense	1,026	1931
Rushing Defense	423	1931
Passing Defense	413	1957



*Brad Palazzo*



*Brett Timmons*



# Tulane Primary Media

## NEWSPAPERS

Mary Foster  
Associated Press  
1001 Howard Ave.  
Suite 200A  
New Orleans, LA 70113  
Phone: 504/523-3931  
FAX: 504/586-0531

Trey Iles  
The Times-Picayune  
3800 Howard Ave.  
New Orleans, LA 70140  
Phone: 504/826-3405  
FAX: 504/826-3401

Peter Finney  
The Times-Picayune  
3800 Howard Ave.  
New Orleans, LA 70140  
Phone: 504/826-3405  
FAX: 504/826-3401

Les East  
The Advocate  
1507 Napoleon Ave., # 8  
New Orleans, LA 70115  
Phone: 504/891-7176  
FAX: 504/388-0318

Kate Magandy  
Biloxi Sun Herald  
P.O. Box 4567  
Biloxi, MS 39535  
Phone: 601/896-2100  
FAX: 601/896-2104

Bruce Brown  
Lafayette Daily Advertiser  
P.O. Box 3268  
Lafayette, LA 70502  
Phone: 318/289-6303  
FAX: 318/289-6443

Shreveport Times  
P.O. Box 30222  
Shreveport, LA 71130-0222  
Phone: 800/551-8892  
FAX: 318/459-3301

The Crest  
Tulane Athletics  
James W. Wilson Jr. Center  
New Orleans, LA 70118  
Phone: 504/862-8000 x1271  
FAX: 504/865-5287

Tulane Hullabaloo  
Tulane University  
University Center  
New Orleans, LA 70118  
Phone: 504/865-5657  
FAX: 504/865-5287

The Jambalaya  
Tulane University  
University Center  
New Orleans, LA 70118  
Phone: 504/865-5639  
FAX: 504/865-5287

Louisiana Network  
263 Riverside Mall, 5th Floor  
Baton Rouge, LA 70801  
Phone: 504/383-8788  
FAX: 504/342-9950

## RADIO PLAY BY PLAY

Ken Berthelot  
Tulane Radio Network  
James Wilson Center  
Ben Weiner Drive  
New Orleans, LA 70018-5681  
Phone: 504/865-5506  
FAX: 504/865-5512

Steve Barrios  
Tulane Radio Network  
131 Terry Parkway  
Terrytown, LA 70056  
Phone: 504/362-3538

## RADIO

Buddy Diliberto  
WWL Radio  
1450 Poydras St.  
Suite 440  
New Orleans, LA 70112  
Phone: 504/593-2137  
FAX: 504/593-1850

Gerald Duhon  
WQUE-AM  
2228 Gravier St.  
New Orleans, LA 70119  
Phone: 504/827-6000  
FAX: 504/827-6045

WODT  
2228 Gravier St.  
New Orleans, LA 70119  
Phone: 504/679-7300  
FAX: 504/679-7343

WTUL Radio  
Tulane University  
University Center  
New Orleans, LA 70118  
Phone: 504/865-5887

## TELEVISION


Ed Daniels  
WGNO-TV  
ITM Building  
New Orleans, LA 70112  
Phone: 504/581-2600  
FAX: 504/619-6332

Bob Alvarez  
WDSU-TV  
846 Howard Ave.  
New Orleans, LA 70113  
Phone: 504/679-0657  
FAX: 504/679-0733

Jim Gallagher  
WVUE-TV  
P.O. Box 13847  
New Orleans, LA 70185  
Phone: 504/483-1542  
FAX: 504/483-1543

Jim Henderson  
WWL-TV  
1024 N. Rampart St.  
New Orleans, LA 70116  
Phone: 504/529-6291  
FAX: 504/529-6472

TSTV  
Tulane University  
University Center  
New Orleans, LA 70118  
Phone: 504/865-5145  
FAX: 504/865-5287



# *1997 in Review*



# 1997 in Review

## 1997 STANDINGS

	C-USA						All Games					
	W-L	Pct.	H	A	Pts	Opp	W-L	Pct.	H	A	Pts	Opp
%Southern Miss	6-0	1.000	3-0	3-0	198	85	9-3	.750	4-0	*5-3	335	210
Tulane	5-1	.833	3-0	2-1	211	124	7-4	.636	4-2	3-2	375	225
East Carolina	4-2	.667	2-1	2-1	148	131	5-6	.455	3-2	2-4	214	298
Cincinnati	2-4	.333	2-1	0-3	127	136	8-4	.667	5-1	**3-3	321	252
Memphis	2-4	.333	2-1	0-3	104	143	4-7	.364	4-2	0-5	218	243
Houston	2-4	.333	1-2	1-2	118	188	3-8	.273	1-4	2-4	216	410
Louisville	0-6	.000	0-3	0-3	139	236	1-10	.091	1-5	0-5	245	407

%won regular season championship and earned bid to the AXA/Equitable Liberty Bowl

\*includes neutral field win at AXA/Equitable Liberty Bowl \*\*includes neutral field win at Humanitarian Bowl

## POSTSEASON RESULTS

### AXA/EQUITABLE LIBERTY BOWL

*Memphis, Tenn. (Liberty Bowl Memorial Stadium)*

**Wednesday, December 31**

(22) Southern Miss 41, Pittsburgh 7

#### Most Valuable Player

Sherrod Gideon, WR, Southern Miss

#### USM Offensive Player of the Game

Sherrod Gideon, WR

#### USM Defensive Player of the Game

Adalius Thomas, DE

### HUMANITARIAN BOWL

*Boise, Idaho (Bronco Stadium)*

**Monday, December 29**

Cincinnati 35, Utah State 19

#### Most Valuable Player

Chad Plummer, QB, Cincinnati

## C-USA AWARDS

### COACH OF THE YEAR

Jeff Bower, Southern Miss

### OFFENSIVE PLAYER OF THE YEAR

Shaun King, QB, Tulane

### DEFENSIVE PLAYER OF THE YEAR

Patrick Surtain, CB, Southern Miss

### SPECIAL TEAMS PLAYER OF THE YEAR

Tinker Keck, PR, Cincinnati

### FRESHMAN OF THE YEAR

Jason McKinley, QB, Houston

## PLAYERS OF THE WEEK

### OFFENSE

S1	Chad Plummer, QB, Cincinnati
S8	Shaun King, QB, Tulane
S15	Ibn Green, TE, Louisville
S22	Lee Roberts, QB, Southern Miss
S29	Orlando Iglesias, WR, Houston
O6	JaJuan Dawson, WR, Tulane
O13	Shaun King, QB, Tulane
O20	Shaun King, QB, Tulane
O27	Jason McKinley, QB, Houston
N3	Frank Moreau, RB, Louisville
	Harold Shaw, RB, Southern Miss
N10	Dan Gonzalez, QB, East Carolina
N17	Dan Gonzalez, QB, East Carolina
N24	Harold Shaw, RB, Southern Miss

### DEFENSE

S1	Patrick Surtain, DB, Southern Miss
S8	Jamaal Alexander, DB, Southern Miss
S15	Roderick Coleman, LB, East Carolina
S22	Cincinnati Team
S29	Artrell Hawkins, DB, Cincinnati
O6	Tinker Keck, DB, Cincinnati
	Adalius Thomas, DE, Southern Miss
O13	Marchant Kenney, LB, Southern Miss
O20	Vaughn Washington, LB, Houston
O27	Phillip Curry, LB, Cincinnati
N3	Dwight Henry, CB, East Carolina
N10	Keaton Cromartie, DE, Tulane
N17	Jeff Kerr, LB, East Carolina
N24	Michael Jordan, CB, Tulane

### SPECIAL TEAMS

S1	Drew Pairamore, P, Memphis
S8	Andrew Bayes, P/K, East Carolina
S15	Arnold Jackson, PR, Louisville
S22	Brad Hill, P, Tulane
S29	Doug Johnson, P, Cincinnati
O6	Tinker Keck, PR, Cincinnati
O13	Brad Palazzo, K, Tulane
O20	Sebastian Villarreal, K, Houston
O27	Tinker Keck, PR, Cincinnati
N3	Brad Palazzo, K, Tulane
N10	Tinker Keck, PR, Cincinnati
N17	Don Haselwood, S, Memphis
N24	P.J. Franklin, KR, Tulane

# Awards



## ALL-CONFERENCE FIRST TEAM

### OFFENSE

QB Shaun King, Tulane  
RB Toney Converse, Tulane  
RB Harold Shaw, Southern Miss  
OL Jason Fabini, Cincinnati  
OL Ben Fricke, Houston  
OL Cory Geason, Tulane  
OL Kasey Keith, Southern Miss  
OL Danny Moore, East Carolina  
TE Ibn Green, Louisville  
WR JaJuan Dawson, Tulane  
WR Sherrod Gideon, Southern Miss

### DEFENSE

DL Robert Brown, Southern Miss  
DL Marquis Bowling, Memphis  
DL Kendrick Gholston, Louisville  
DL Adalius Thomas, Southern Miss  
LB Phillip Curry, Cincinnati  
LB Brad Jackson, Cincinnati  
LB Marchant Kenney, Southern Miss  
DB Tinker Keck, Cincinnati  
DB Mike McKenzie, Memphis  
DB Perry Phenix, Southern Miss  
DB Patrick Surtain, Southern Miss

### SPECIAL TEAMS

PK Brad Palazzo, Tulane  
P Brad Hill, Tulane  
RS Tinker Keck, Cincinnati

## ALL-CONFERENCE SECOND TEAM

### OFFENSE

QB Lee Roberts, Southern Miss  
RB Gerard Arnold, Memphis  
RB Ketric Sanford, Houston  
OL Pierre Brilliant, Cincinnati  
OL Daniel Gomez, Memphis  
OL Rick Nord, Louisville  
OL Henry McClendon, Southern Miss  
OL Brian Uhl, Cincinnati  
TE Terry Hardy, Southern Miss  
WR P.J. Franklin, Tulane  
WR Miguel Montano, Louisville

### DEFENSE

DL Terence Cook, Tulane  
DL Keaton Cromartie, Tulane  
DL Derrick Ransom, Cincinnati  
DL Leonta Rheams, Houston  
LB Roderick Coleman, East Carolina  
LB Jeff Kerr, East Carolina  
LB Terry Rice-Lockett, Louisville  
DB Jamaal Alexander, Southern Miss  
DB Courtney Dinkins, Louisville  
DB Dwight Henry, East Carolina  
DB Michael Jordan, Tulane

## SPECIAL TEAMS

PK Sebastian Villarreal, Houston  
P Andrew Bayes, East Carolina  
RS Eric Booth, Southern Miss

## ALL-FRESHMAN TEAM

### OFFENSE

QB Jason McKinley, Houston  
RB Toney Converse, Tulane  
RB Jamie Wilson, East Carolina  
OL James Bell, East Carolina  
OL Josh Lovelady, Houston  
OL Joe O'Shaughnessy, Louisville  
OL Bernard Robertson, Tulane  
OL Charles Caldwell, Tulane  
TE Reid Hedgepeth, Memphis  
WR Marcellus Harris, East Carolina  
WR Orlando Iglesias, Houston

### DEFENSE

DL Braxton Anderson, Louisville  
DL Marcus Bell, Memphis  
DL DeQuincy Scott, Southern Miss  
DL John Nix, Southern Miss  
LB Rashad Harris, Louisville  
LB Bud Herring, Louisville  
LB Kamal Harris, Memphis  
DB DeJuan Gossett, Cincinnati  
DB Corey Jones, Tulane  
DB Warren St. Junious, Tulane  
DB Kendall Williams, Houston

## SPECIAL TEAMS

PK Jason Mammarelli, Cincinnati  
RS Marcellus Harris, East Carolina

## ALL-AMERICA

### Associated Press

*Second Team*  
C Ben Fricke, Houston  
*Third Team*  
PK Brad Palazzo, Tulane  
CB Patrick Surtain, Southern Miss

### Football Writers Assoc. of America

*First Team*  
C Ben Fricke, Houston

### Sporting News

*Second Team*  
C Ben Fricke, Houston  
CB Patrick Surtain, Southern Miss  
*Third Team*  
LB Brad Jackson, Cincinnati  
PK Brad Palazzo, Tulane

## Football News

*Second Team*  
CB Patrick Surtain, Southern Miss  
*Third Team*  
OL Jason Fabini, Cincinnati  
LB Brad Jackson, Cincinnati  
PK Brad Palazzo, Tulane  
*Honorable Mention*  
WR Marquis Bowling, Memphis  
WR JaJuan Dawson, Tulane  
C Ben Fricke, Houston  
DL Kendrick Gholston, Louisville  
TE Ibn Green, Louisville  
DB Dwight Henry, East Carolina  
P Brad Hill, Tulane  
DB Tinker Keck, Cincinnati  
OL Danny Moore, East Carolina  
K Sebastian Villarreal, Houston

## Sporting News Freshman

### All-America

*First Team*  
DT John Nix, Southern Miss  
LB Kamal Shakir, Memphis  
*Second Team*  
WR Orlando Iglesias, Houston

## POSTSEASON ALL-STARS

### Blue-Gray Game

QB Dan Gonzalez, East Carolina  
LB Terry Rice-Lockett, Louisville  
DT Leonta Rheams, Houston  
LB Derrick Singleton, Tulane

### Senior Bowl

DB Artrell Hawkins, Cincinnati  
DL Derrick Ransom, Cincinnati  
WR Larry Shannon, East Carolina  
DB Patrick Surtain, Southern Miss

### Hula Bowl

LB Mike Parker, Houston

### East-West Shrine Game

OL Jason Fabini, Cincinnati



Jeff Kerr, East Carolina



# Individual Stats - All Games

<b>Rushing</b>	G	Att	Yds	Avg	TD	Yds/G
Shaw, USM	11	245	1045	4.3	16	95.0
Sanford, HOU	9	151	636	4.2	3	70.7
Converse, TUL	11	137	777	5.7	2	70.6
Moreau, LOU	9	120	573	4.8	5	63.7
Royal, CIN	9	148	503	3.4	3	55.9
Cooper, CIN	11	137	611	4.5	4	55.5
Plummer, CIN	11	149	606	4.1	7	55.1
Inniss, HOU	11	143	570	4.0	1	51.8
King, TUL	11	124	511	4.1	5	46.5

<b>Pass Efficiency</b>	G	Att	Cmp	Int	Pct	Yds	TD	Eff
King, TUL	11	363	199	14	54.8	2567	24	128.3
Redman, LOU	11	445	261	14	58.7	3079	18	123.8
Oden, MEM	11	316	170	9	53.8	2249	12	120.4
Roberts, USM	11	350	194	9	55.4	2248	16	119.3
Gonzalez, ECU	11	431	253	10	58.7	2510	16	115.2
McKinley, HOU	11	314	166	11	52.9	1910	9	106.4
Plummer, CIN	11	190	87	10	45.8	1178	6	97.8

<b>Total Offense</b>	G	Rush	Pass	Plays	Total	Yds/G
King, TUL	11	511	2567	487	3078	279.8
Redman, LOU	11	-121	3079	492	2958	268.9
Gonzalez, ECU	11	-92	2510	506	2418	219.8
Oden, MEM	11	81	2249	445	2330	211.8
Roberts, USM	11	-192	2248	381	2056	186.9
McKinley, HOU	11	-105	1910	343	1805	164.1
Plummer, CIN	11	606	1178	339	1784	162.2
Shaw, USM	11	1045	0	245	1045	95.0
Sanford, HOU	9	636	0	151	636	70.7
Converse, TUL	11	777	0	137	777	70.6

<b>Receptions/Game</b>	G	Rec	Yds	TD	Avg/C	Yds/G
Montano, LOU	11	67	875	1	13.1	6.09
Franklin, TUL	11	58	703	8	12.1	5.27
Green, LOU	11	55	731	8	13.3	5.00
Gideon, USM	11	54	1008	9	18.7	4.91
Smith, ECU	11	54	795	4	14.7	4.91
Dodson, MEM	10	45	605	5	13.4	4.50
Wheeler, HOU	10	42	470	2	11.2	4.20
Jackson, LOU	11	46	687	7	14.9	4.18
Nichols, ECU	11	44	346	3	7.9	4.00
Floyd, MEM	10	38	617	1	16.2	3.80

<b>Rec. Yds/Game</b>	G	Rec	Yds	TD	Avg/C	Yds/G
Gideon, USM	11	54	1008	9	18.7	91.6
Montano, LOU	11	67	875	1	13.1	79.5
Smith, ECU	11	54	795	4	14.7	72.3
Green, LOU	11	55	731	8	13.3	66.5
Franklin, TUL	11	58	703	8	12.1	63.9
Jackson, LOU	11	46	687	7	14.9	62.5
Floyd, MEM	10	38	617	1	16.2	61.7
Dodson, MEM	10	45	605	5	13.4	60.5
Iglesias, HOU	11	33	529	2	16.0	48.1
Wheeler, HOU	10	42	470	2	11.2	47.0

<b>All-Purpose</b>	G	Rush	Rcv	PR	KR	Yds	Avg/G
Sanford, HOU	9	636	101	0	530	1267	140.8
Franklin, TUL	11	3	703	260	443	1409	128.1
Gideon, USM	11	0	1008	347	0	1355	123.2
Shaw, USM	11	1045	147	0	51	1243	113.0
Booth, USM	11	404	38	0	766	1208	109.8
Roundtree, TUL	11	161	125	0	693	979	89.0
Jackson, LOU	11	-6	687	215	81	977	88.8
Converse, TUL	11	777	132	0	56	965	87.7
Dodson, TUL	10	18	605	218	0	841	84.1
Montano, LOU	11	0	875	36	0	911	82.8

<b>Interceptions</b>	G	Int	Yds	TD	Int/G
Surtain, USM	11	6	127	0	0.55
Jordan, TUL	11	5	41	1	0.45
Keck, CIN	11	4	42	0	0.36
Roundtree, TUL	11	4	87	1	0.36
Dukes, TUL	9	3	72	0	0.33
Suggs, ECU	9	3	21	0	0.33
St. Junious, TUL	11	3	24	0	0.27
Bibb, LOU	11	3	59	0	0.27
Henry, LOU	10	2	123	1	0.20
Harris, LOU	10	2	0	0	0.20

<b>Punt Returns</b>	G	Ret	Yds	TD	Avg
Keck, CIN	11	39	575	4	14.7
Jackson, LOU	11	15	215	1	14.3
Dodson, MEM	10	18	218	0	12.1
Harris, ECU	10	20	217	0	10.9
Gideon, USM	11	33	347	0	10.5
Franklin, TUL	11	29	260	0	9.0
Wheeler, HOU	10	13	76	0	5.8
Ledbetter, HOU	11	12	56	0	4.7

<b>Kickoff Returns</b>	G	Ret	Yds	TD	Avg
Booth, USM	11	22	766	2	34.8
Sanford, HOU	9	19	530	0	27.9
Hawkins, CIN	11	20	489	0	24.5
Franklin, TUL	11	19	443	0	23.3
Roundtree, TUL	11	32	693	0	21.7
Williams, HOU	11	11	225	0	20.5
Harris, ECU	10	15	256	0	17.1

<b>Punting</b>	G	Punt	Yds	Avg
Hill, TUL	11	42	1940	46.2
Bayes, ECU	11	65	2818	43.4
Purser, USM	11	16	675	42.2
Sauceda, HOU	11	68	2794	41.1
Johnson, CIN	11	66	2700	40.9
Borseth, CIN	11	68	2746	40.4
Pairamore, MEM	11	63	2530	40.2
Gabriel, USM	10	52	2021	38.9

<b>Field Goals</b>	G	FG	FGA	Pct	FG/G
Palazzo, TUL	11	23	28	82.1	2.09
Villarreal, HOU	11	16	21	76.2	1.45
Richards, CIN	10	12	16	75.0	1.20
Hardaway, USM	11	13	16	81.3	1.18
Cande, MEM	9	6	9	66.7	0.67
Hilbert, LOU	11	6	7	85.7	0.55
Bayes, ECU	11	6	9	66.7	0.55

<b>Scoring</b>	G	TD	XPT	FG	Pts	Pts/G
Palazzo, TUL	11	0	40	23	109	9.9
Shaw, USM	11	16	0	0	96	8.7
Hardaway, USM	11	0	33	13	72	6.5
Richards, CIN	10	0	26	12	62	6.2
Villarreal, HOU	11	0	20	16	68	6.2
Gideon, USM	11	9	0	0	54	4.9
McGuire, HOU	11	9	0	0	54	4.9
Oden, MEM	11	8	2	0	50	4.5
Green, LOU	11	8	0	0	48	4.4
Jackson, LOU	11	8	0	0	48	4.4

# Individual/Team Stats - All Games



Tackles	G	UA	A	Total
Jackson, CIN	11	93	75	168
Kerr, ECU	11	78	89	167
Rice-Lockett, LOU	11	110	45	155
Curry, CIN	11	83	55	138
Williams, TUL	11	55	57	112
Champion, CIN	11	50	60	110
Pollard, USM	11	58	51	109
Phenix, USM	11	63	46	109
Kenney, USM	11	67	37	104
Reeves, USM	11	58	34	92
Fuqua, LOU	11	64	24	88
Singleton, TUL	11	40	48	88
Timmons, TUL	11	40	44	84
Alexander, USM	11	44	37	81
Parker, HOU	11	50	31	81

Sacks	G	UA	A	Total
Coleman, ECU	11	14	1	15
Gholston, LOU	11	9	2	11
Bowling, MEM	11	11	0	11
Thomas, USM	11	7	2	9
Cromartie, TUL	11	9	0	9
Lawless, MEM	11	8	1	9
Darden, ECU	10	8	0	8
Foster, HOU	10	5	1	6
Ransom, CIN	9	6	0	6
O'Sullivan, TUL	11	5	0	5

Tackles for Loss	G	Total
Bowling, MEM	11	16
Thomas, USM	11	16
Timmons, TUL	11	15
Foster, HOU	10	14
Jackson, CIN	11	13
Kenney, USM	10	13
Cromartie, TUL	11	12
Coleman, ECU	11	10
Ransom, CIN	9	10
Kerr, ECU	11	10
Rheams, HOU	11	10

Fumbles Forced	G	Total
Gossett, CIN	11	4
Champion, CIN	11	4
Keck, CIN	11	3
Stewart, MEM	11	3
Six tied with	11	2

Pass Breakups	G	Total
Surtain, USM	11	15
Hawkins, CIN	11	14
Bibb, LOU	11	13
Jordan, TUL	11	12
Jackson, CIN	11	11
Foster, ECU	11	10
McKenzie, MEM	11	10
Thomas, USM	11	10
Four tied with	11	9

Rushing Offense	G	Att	Yds	Avg	TD	Yds/G
Cincinnati	11	593	2371	4.0	22	215.5
Tulane	11	425	2012	4.7	16	182.9
Southern Miss	11	393	1430	3.6	17	130.0
Houston	11	404	1347	3.3	13	122.5
Memphis	11	431	1215	2.8	13	110.5
Louisville	11	322	845	2.6	11	76.8
East Carolina	11	297	741	2.5	6	67.4

Pass Offense	G	Att	Cmp	Int	Pct	Yds	Avg	TD	Yds/G
Louisville	11	473	276	14	58.4	3282	6.9	19	298.4
East Carolina	11	444	261	11	58.8	2635	5.9	18	239.5
Tulane	11	366	201	14	54.9	2598	7.1	25	236.2
Memphis	11	336	178	11	53.0	2369	7.1	12	215.4
Houston	11	395	202	15	51.1	2301	5.8	10	209.2
Southern Miss	11	352	195	9	55.4	2254	6.4	16	204.9
Cincinnati	11	201	92	13	45.8	1262	6.3	7	114.7

Total Offense	G	Rush	Pass	Plays	Yards	Avg/P	TD	Yds/G
Tulane	11	2012	2598	791	4610	5.8	41	419.1
Louisville	11	845	3282	795	4127	5.2	30	375.2
Southern Miss	11	1430	2254	745	3684	4.9	33	334.9
Houston	11	1347	2301	799	3648	4.6	23	331.6
Cincinnati	11	2371	1262	794	3633	4.6	29	330.3
Memphis	11	1215	2369	767	3584	4.7	25	325.8
East Carolina	11	741	2635	741	3376	4.6	24	306.9

Scoring Offense	TD	XP	2XP	DXP	FG	Saf	Pts	Avg
Tulane	44	40	0	0	23	1	375	34.1
Southern Miss	37	33	1	0	13	0	296	26.9
Cincinnati	36	30	1	0	12	1	286	26.0
Louisville	33	25	2	0	6	0	245	22.3
Memphis	28	23	3	0	7	0	218	19.8
Houston	24	20	2	0	16	0	216	19.6
East Carolina	28	18	2	0	8	0	214	19.5

Punt Returns	G	Ret	Yds	TD	Avg
Cincinnati	11	40	582	4	14.6
Memphis	11	24	288	1	12.0
Louisville	11	241	251	1	10.5
Southern Miss	11	35	360	0	10.3
East Carolina	11	22	220	0	10.0
Tulane	11	31	274	0	8.8
Houston	11	25	132	0	5.3

Kickoff Returns	G	Ret	Yds	TD	Avg
Southern Miss	11	31	873	2	28.2
Tulane	11	27	614	1	22.7
Houston	11	45	982	0	21.8
Cincinnati	11	41	879	0	21.4
Memphis	11	32	674	0	21.1
Louisville	11	47	870	0	18.5
East Carolina	11	53	886	0	16.7

Rushing Defense	G	Rushes	Yards	Avg	TD	Yds/G
Cincinnati	11	337	921	2.7	10	83.7
Southern Miss	11	367	1184	3.2	8	107.6
Tulane	11	427	1630	3.8	17	148.2
Houston	11	432	1686	3.9	23	153.3
Memphis	11	453	1827	4.0	15	166.1
East Carolina	11	510	1952	3.8	18	177.5
Louisville	11	462	2060	4.5	24	187.3

Pass Eff. Def.	Att	Cmp	Int	Pct	Yds	TD	Eff
Southern Miss	429	225	17	52.4	2278	13	99.1
Tulane	368	197	26	53.5	2288	11	101.5
Cincinnati	432	222	12	51.4	2763	17	112.5
Memphis	294	171	11	58.2	1779	11	113.9
East Carolina	279	158	10	56.6	2100	14	129.2
Louisville	347	198	11	57.1	2590	21	133.4
Houston	330	206	7	62.4	2858	26	156.9



# Team Stats - All Games

Total Defense	Rush	Pass	Plays	Yards	Avg/P	TD	Yds/G
Southern Miss	1184	2278	796	3462	4.3	21	314.7
Memphis	1827	1779	747	3606	4.8	26	327.8
Cincinnati	921	2763	769	3684	4.8	27	334.9
Tulane	1630	2288	795	3918	4.9	28	356.2
East Carolina	1952	2100	789	4052	5.1	32	368.4
Houston	1686	2858	762	4544	6.0	49	413.1
Louisville	2060	2590	809	4650	5.7	45	422.7

3rd-Dn Conversions	G	Made	Att	Pct.
Tulane	11	69	160	43.1
Cincinnati	11	66	176	37.5
Southern Miss	11	57	160	35.6
Memphis	11	62	177	35.0
Houston	11	62	179	34.6
Louisville	11	57	172	33.1
East Carolina	11	53	169	31.4

Scoring Defense	TD	XP	2XP	DXP	FG	Saf	Pts	Avg/G
Southern Miss	24	21	1	0	12	0	203	18.5
Tulane	29	22	1	0	9	0	225	20.5
Cincinnati	28	25	2	0	12	0	233	21.2
Memphis	30	24	0	0	13	0	243	22.1
East Carolina	36	34	0	0	16	0	298	27.1
Louisville	53	49	0	0	12	2	407	37.0
Houston	55	46	5	0	8	0	410	37.3

4th-Dn Conversions	G	Made	Att	Pct.
Southern Miss	11	8	10	80.0
Cincinnati	11	9	18	50.0
Memphis	11	12	25	48.0
East Carolina	11	9	19	47.4
Houston	11	6	17	35.3
Tulane	11	3	10	30.0
Louisville	11	7	24	29.2

Turnover Margin	(Gained)			(Lost)			Tot	Mar
	Fum	Int	Tot	Fum	Int	Tot		
Tulane	8	26	34	6	14	20	+14	
Southern Miss	14	17	31	16	9	25	+6	
Cincinnati	18	12	30	13	13	26	+4	
East Carolina	9	10	19	10	11	21	-2	
Houston	17	7	24	12	15	27	-3	
Louisville	10	11	21	12	14	26	-5	
Memphis	9	11	20	15	11	26	-6	

Penalties	G	No	Yds
Louisville	11	77	609
Cincinnati	11	76	637
East Carolina	11	77	663
Memphis	11	74	670
Tulane	11	85	695
Southern Miss	11	89	720
Houston	11	84	739

Punting	Punts	Avg	Ret	Yds	Yds/P
Tulane	42	46.2	25	256	40.1
East Carolina	66	43.1	23	300	38.5
Memphis	63	40.2	20	213	36.8
Southern Miss	68	39.6	29	225	36.3
Cincinnati	67	40.5	29	295	36.1
Houston	68	41.1	43	375	35.6
Louisville	70	39.3	34	484	32.4

Field Goals	G	Made	Att	Pct.
Tulane	11	23	28	.821
Southern Miss	11	13	16	.813
Houston	11	16	21	.762
Cincinnati	11	12	17	.706
Louisville	11	6	9	.667
Memphis	11	7	11	.636
East Carolina	11	8	13	.615

PAT Kicking	G	Made	Att	Pct.
Houston	11	20	20	1.000
Tulane	11	40	41	.976
Southern Miss	11	33	35	.943
Memphis	11	23	25	.920
Louisville	11	25	28	.893
Cincinnati	11	30	34	.882
East Carolina	11	18	22	.818

First Downs	G	Rush	Pass	Pen	Total
Tulane	11	111	107	17	235
Louisville	11	57	137	15	209
Southern Miss	11	86	95	21	203
Houston	11	66	112	19	197
East Carolina	11	54	121	22	197
Cincinnati	11	126	56	7	189
Memphis	11	79	92	17	188



Reno Ferri, Army



Stedmon Forman, Houston

# Superlatives - All Games



## INDIVIDUAL GAME HIGHS

Total Offense	393	REDMAN, Chris, LOUISVILLE vs. Tulane (Oct. 11, 1997)
Rushes	33	SANFORD, Ketric, HOUSTON vs. Pittsburgh (Sept. 13, 1997)
Yards Rushing	188	MOREAU, Frank, LOUISVILLE vs. East Carolina (Nov. 1, 1997)
TD Rushes	4	SHAW, Harold, SOUTHERN MISS at Memphis (Nov. 22, 1997)
Long Rush	73	MOREAU, Frank, LOUISVILLE vs. East Carolina (Nov. 1, 1997)
Pass attempts	62	KING, Shaun, TULANE at Louisville (Oct. 11, 1997)
Pass completions	37	REDMAN, Chris, LOUISVILLE at Cincinnati (Nov. 8, 1997)
Yards Passing	428	GONZALEZ, Dan, EAST CAROLINA vs. Cincinnati (Nov. 13, 1997)
TD Passes	4	GONZALEZ, Dan, EAST CAROLINA vs. Cincinnati (Nov. 13, 1997)
Passes Intercepted	3	REDMAN, Chris, LOUISVILLE vs. Tulane (Oct. 11, 1997)
Long Pass	86	KING, Shaun, TULANE vs. Cincinnati (Sept. 6, 1997)
Receptions	14	REDMAN, Chris, LOUISVILLE vs. Tulane (Oct. 11, 1997)
Yards Receiving	204	REDMAN, Chris, LOUISVILLE vs. Tulane (Oct. 11, 1997)
TD Receptions	3	KING, Shaun, TULANE vs. East Carolina (Oct. 18, 1997)
Long Reception	86	GONZALEZ, Dan, EAST CAROLINA at Houston (Nov. 8, 1997)
Field Goals	5	six tied
Field Goal Attempts	6	REDMAN, Chris, LOUISVILLE vs. Utah (Sept. 6, 1997)
Long Field Goal	52	MONTANO, Miguel, LOUISVILLE at Cincinnati (Nov. 8, 1997)
Punts	11	DAWSON, JaJuan, TULANE at Syracuse (Sept. 20, 1997)
Long Punt	72	four tied
Punt Return Yards	122	JACKSON, Arnold, LOUISVILLE vs. Utah (Sept. 6, 1997)
Long Punt Return	85	PALAZZO, Brad, TULANE at Louisville (Oct. 11, 1997)
Kickoff Return Yards	200	PALAZZO, Brad, TULANE at Louisville (Oct. 11, 1997)
Long Kickoff Return	96	PALAZZO, Brad, TULANE vs. East Carolina (Oct. 18, 1997)
Long Int. Return	98	JOHNSON, Doug, CINCINNATI at Boston College (Sept. 27, 1997)
Tackles	23	JOHNSON, Doug, CINCINNATI vs. Memphis (Oct. 4, 1997)
Sacks	6	KECK, Tinker, CINCINNATI vs. Louisville (Nov. 8, 1997)
Interceptions	2	JACKSON, Arnold, LOUISVILLE vs. Illinois (Sept. 13, 1997)
		BOOTH, Eric, SOUTHERN MISS at Tennessee (Nov. 8, 1997)
		BOOTH, Eric, SOUTHERN MISS at Tennessee (Nov. 8, 1997)
		HENRY, Dwight, EAST CAROLINA at Louisville (Nov. 1, 1997)
		JACKSON, Brad, CINCINNATI vs. Louisville (Nov. 8, 1997)
		KERR, Jeff, EAST CAROLINA vs. Cincinnati (Nov. 13, 1997)
		CROMARTIE, Keaton, TULANE vs. Memphis (Nov. 8, 1997)
		six tied

## TEAM GAME HIGHS

Points	64	TULANE at Louisville (Oct. 11, 1997)
Total Offense	569	TULANE at Louisville (Oct. 11, 1997)
Rushes	68	CINCINNATI vs. UAB (Oct. 11, 1997)
Yards Rushing	362	CINCINNATI vs. Tulsa (Aug. 28, 1997)
TD Rushes	4	four tied
Pass attempts	67	LOUISVILLE at Cincinnati (Nov. 8, 1997)
Pass completions	37	EAST CAROLINA vs. Cincinnati (Nov. 13, 1997)
Yards Passing	459	LOUISVILLE vs. Tulane (Oct. 11, 1997)
TD Passes	4	five tied with
Passes Intercepted	4	HOUSTON at UCLA (Oct. 4, 1997)
Receptions	37	EAST CAROLINA vs. Cincinnati (Nov. 13, 1997)
Yards Receiving	459	LOUISVILLE vs. Tulane (Oct. 11, 1997)
TD Receptions	4	five tied
Field Goals	5	TULANE at Louisville (Oct. 11, 1997)
Field Goal Attempts	6	TULANE at Louisville (Oct. 11, 1997)
Punt Return Yards	122	CINCINNATI vs. Louisville (Nov. 8, 1997)
Kickoff Return Yards	211	HOUSTON at Alabama (Aug. 30, 1997)
Sacks By	8	TULANE vs. Memphis (Nov. 8, 1997)
First Downs	30	HOUSTON vs. Pittsburgh (Sept. 13, 1997)
Penalties	13	TULANE at Southern Miss (Oct. 25, 1997)
Penalty Yards	126	LOUISVILLE at Memphis (Nov. 15, 1997)
Turnovers Committed	6	MEMPHIS vs. Houston (Nov. 1, 1997)
Turnovers Caused	7	HOUSTON at UCLA (Oct. 4, 1997)
Interceptions By	5	MEMPHIS at Mississippi State (Aug. 30, 1997)
Fumbles Lost	4	TULANE at Southwestern Louisiana (Nov. 1, 1997)
Fumbles Recovered	4	MEMPHIS at Mississippi State (Aug. 30, 1997)
		TULANE at Southwestern Louisiana (Nov. 1, 1997)
		TULANE at Houston (Nov. 22, 1997)
		CINCINNATI vs. Kansas (Sept. 20, 1997)
		HOUSTON vs. Tulane (Nov. 22, 1997)



# Individual Stats - C-USA Games

Rushing							Interceptions						
G	Att	Yds	Avg	TD	Yds/G		G	Int	Yds	TD	Int/G		
Shaw, USM	6	154	706	4.6	12	117.7	St. Junious, TUL	6	3	24	0	0.50	
Arnold, MEM	6	125	494	4.0	1	82.3	Surtain, USM	6	3	61	0	0.50	
Royal, CIN	5	93	333	3.6	1	66.6	Jordan, TUL	6	3	33	1	0.50	
Converse, TUL	6	71	390	5.5	0	65.0	Henry, ECU	5	2	123	1	0.40	
King, TUL	6	82	384	4.7	3	64.0	Roundtree, LOU	6	2	0	0	0.33	
Booth, USM	6	54	348	6.4	0	58.0	Phenix, USM	6	2	0	0	0.33	
Cooper, CIN	6	61	338	5.5	1	56.3	Herring, LOU	6	2	48	0	0.33	
Sanford, HOU	6	91	334	3.7	1	55.7	Suggs, ECU	6	2	21	0	0.33	
Harley, ECU	6	70	294	4.2	0	49.0	Harris, LOU	5	1	0	0	0.20	
Smith, CIN	6	49	259	5.3	5	43.2	Lewis, MEM	5	1	5	0	0.20	

Pass Efficiency								Punt Returns						
G	Att	Cmp	Int	Pct	Yds	TD	Eff	G	Ret	Yds	TD	Avg		
King, TUL	6	217	125	5	57.6	1359	16	129.9	Keck, CIN	6	18	319	3	17.7
Roberts, USM	6	166	91	2	54.8	1132	10	129.6	Harris, ECU	6	14	198	0	14.1
Gonzalez, ECU	6	248	151	5	60.9	1533	10	122.1	Gideon, USM	6	18	226	0	12.6
Oden, MEM	6	182	98	7	53.8	1201	6	112.5	Dodson, MEM	6	14	175	0	12.5
Redman, LOU	6	275	155	9	56.4	1669	7	109.2	Franklin, TUL	6	15	136	0	9.1
McKinley, HOU	6	215	117	6	54.4	1253	6	107.0	Wheeler, HOU	5	11	74	0	6.7
Plummer, CIN	6	107	47	6	43.9	653	2	90.1	Montano, LOU	6	9	36	0	4.0

Total Offense							Kickoff Returns					
G	Rush	Pass	Plays	Total	Yds/G		G	Ret	Yds	TD	Avg	
King, TUL	6	384	1359	299	1743	290.5	Booth, USM	6	7	281	1	40.1
Redman, LOU	6	-63	1669	298	1606	267.7	Hawkins, CIN	6	8	221	0	27.6
Gonzalez, ECU	6	-40	1533	294	1493	248.8	Sanford, HOU	6	11	300	0	27.3
Oden, MEM	6	53	1201	257	1254	209.0	Franklin, TUL	6	11	257	0	23.4
McKinley, HOU	6	-84	1253	234	1169	194.8	Roundtree, LOU	6	25	580	0	23.2
Roberts, USM	6	-94	1132	186	1038	173.0	Williams, HOU	6	8	142	0	17.8
Plummer, CIN	6	247	653	188	900	150.0	Cooper, CIN	6	6	106	0	17.7
Shaw, USM	6	706	0	154	706	117.7	Harris, ECU	6	15	256	0	17.1
Arnold, MEM	6	494	0	125	494	82.3						
Royal, CIN	5	333	0	93	333	66.7						

Receptions/Game							Punting				
G	Rec	Yds	TD	Avg/C	Yds/G		G	Punt	Yds	Avg	
Franklin, TUL	6	41	466	6	11.4	6.83	Hill, TUL	6	26	1134	43.6
Montano, LOU	6	38	439	0	11.6	6.33	Bayes, ECU	6	32	1356	42.4
Jackson, LOU	6	35	450	5	12.9	5.83	Sauceda, HOU	6	45	1890	42.0
Smith, ECU	6	33	426	1	12.9	5.50	Johnson, CIN	6	34	1404	41.3
Wheeler, HOU	5	26	240	1	9.2	5.20	Purser, USM	6	11	445	40.5
Green, LOU	6	30	368	1	12.3	5.00	Gabriel, USM	5	26	1032	39.7
Gideon, USM	6	27	550	7	20.4	4.50	Borseth, LOU	6	35	1292	36.9
Dodson, MEM	6	27	303	3	11.2	4.50	Pairamore, MEM	6	31	1129	36.4
Bryant, HOU	6	26	292	1	11.2	4.33					
Nichols, ECU	6	24	214	2	8.9	4.00					

Rec. Yds/Game							Field Goals					
G	Rec	Yds	TD	Avg/C	Yds/G		G	FG	FGA	Pct	FG/G	
Gideon, USM	6	27	550	7	20.4	91.7	Palazzo, TUL	6	13	17	76.5	2.17
Franklin, TUL	6	41	466	6	11.4	77.7	Hardaway, USM	6	8	8	100.0	1.33
Jackson, LOU	6	35	450	5	12.9	75.0	Villarreal, HOU	6	7	10	70.0	1.17
Montano, LOU	6	38	439	0	11.6	73.2	Hilbert, LOU	6	5	5	100.0	0.83
Smith, ECU	6	33	426	1	12.9	71.0	Richards, CIN	6	5	7	71.4	0.83
Green, LOU	6	30	368	1	12.3	61.3	Bayes, ECU	6	4	6	66.7	0.67
Floyd, MEM	6	18	335	0	18.6	55.8	Cande, MEM	5	3	5	60.0	0.60
Dodson, MEM	6	27	303	3	11.2	4.50	Rivers, ECU	5	2	4	50.0	0.40
Bryant, HOU	6	26	292	1	11.2	4.33	Keith, MEM	6	1	2	50.0	0.17
Nichols, ECU	6	24	214	2	8.9	4.00						

All-Purpose								Scoring						
G	Rush	Rcv	PR	KR	Yds	Avg/G		G	TD	XPT	FG	Pts	Pts/G	
Franklin, TUL	6	0	466	136	257	859	143.2	Shaw, USM	6	12	0	0	72	12.0
Roundtree, LOU	6	147	80	0	580	807	134.5	Palazzo, TUL	6	0	22	13	61	10.2
Shaw, USM	6	706	67	0	28	801	133.5	Hardaway, USM	6	0	22	8	46	7.7
Gideon, USM	6	0	550	226	0	776	129.3	Gideon, USM	6	7	0	0	42	7.0
Sanford, HOU	6	334	76	0	300	710	118.3	Franklin, TUL	6	6	0	0	36	6.0
Booth, USM	6	348	29	0	281	658	109.7	McGuire, HOU	6	6	0	0	36	6.0
Harris, ECU	6	37	156	198	256	647	107.8	Villarreal, HOU	6	0	12	7	33	5.5
Arnold, MEM	6	494	64	0	0	558	93.0	Smith, CIN	6	5	0	0	30	5.0
Royal, CIN	5	333	94	0	0	427	85.4	Jackson, LOU	6	5	0	0	30	5.0
Converse, TUL	6	390	53	0	56	499	83.2	Hilbert, LOU	6	0	14	5	29	4.8

# Individual/Team Stats - C-USA Games



Tackles	G	UA	A	Total
Kerr, ECU	6	48	58	106
Jackson, CIN	6	49	47	96
Curry, CIN	6	42	30	72
Rice-Locket, LOU	6	47	18	65
Champion, CIN	6	28	37	65
Pollard, USM	6	35	25	60
Williams, TUL	6	31	29	60
Reeves, USM	6	30	24	54
Bell, B.A., USM	6	32	21	53
Kenney, USM	6	34	18	52
Alexander, USM	6	31	20	51
Parker, HOU	6	29	21	50
Coleman, ECU	6	43	6	49
Gholston, LOU	6	31	18	49
Timmons, TUL	6	28	20	48

Sacks	G	UA	A	Total
Gholston, LOU	6	8	1	9
Thomas, USM	6	6	1	7
Cromartie, TUL	6	7	0	7
Coleman, ECU	6	5	0	5
Ransom, CIN	6	5	0	5
Darden, ECU	6	5	0	5
Seven tied with				3

Tackles for Loss	G	Total
Timmons, TUL	6	10
Thomas, USM	6	9
Gholston, LOU	6	9
Jackson, CIN	6	13
Ransom, CIN	6	6
Kenney, USM	5	9
Cromartie, TUL	6	8
Foster, HOU	6	8
Cook, TUL	6	7
Curry, CIN	6	7

Fumbles Forced	G	Total
Gossett, CIN	6	4
Stewart, MEM	6	2
Good, HOU	6	2
Keck, CIN	6	2
Champion, CIN	6	2
Marshall, TUL	6	2
Four tied with	6	1

Pass Breakups	G	Total
Surtain, USM	6	8
Foster, ECU	6	8
Bibb, LOU	6	8
Jackson, CIN	6	7
Suggs, ECU	6	7
Jordan, TUL	6	7
Dinkins, LOU	6	7
Kerr, ECU	6	6
Keck, CIN	6	6
Carr, TUL	6	5

Rushing Offense	G	Att	Yds	Avg	TD	Yds/G
Cincinnati	6	302	1227	4.1	9	204.5
Tulane	6	242	1167	4.8	7	194.5
Southern Miss	6	250	1016	4.1	13	169.3
Memphis	6	244	685	2.8	5	114.2
Louisville	6	183	529	2.9	8	88.2
Houston	6	202	527	2.6	8	87.8
East Carolina	6	159	444	2.8	4	74.0

Pass Offense	G	Att	Cmp	Int	Pct	Yds	Avg	TD	Yds/G
Louisville	6	300	168	9	56.0	1844	6.1	8	307.3
East Carolina	6	250	153	5	61.2	1582	6.3	11	263.7
Tulane	6	217	125	5	57.6	1359	6.3	16	226.5
Houston	6	232	125	7	53.9	1291	5.6	6	215.2
Memphis	6	192	102	8	53.1	1274	6.6	6	212.3
Southern Miss	6	168	92	2	54.8	1138	6.8	10	189.7
Cincinnati	6	118	52	9	44.1	737	6.2	3	122.8

Total Offense	G	Rush	Pass	Plays	Yards	Avg/P	TD	Yds/G
Tulane	6	1167	1359	459	2526	5.5	23	421.0
Louisville	6	529	1844	483	2373	4.9	16	395.5
Southern Miss	6	1016	1138	418	2154	5.2	23	359.0
East Carolina	6	444	1582	409	2026	5.0	15	337.7
Cincinnati	6	1227	737	420	1964	4.7	12	327.3
Memphis	6	685	1274	436	1959	4.5	11	326.5
Houston	6	527	1291	434	1818	4.2	14	303.0

Scoring Offense	TD	XP	2XP	DXP	FG	Saf	Pts	Avg
Tulane	25	22	0	0	13	0	211	35.2
Southern Miss	25	22	1	0	8	0	198	33.0
East Carolina	19	14	1	0	6	0	148	24.7
Louisville	18	14	1	0	5	0	139	23.2
Cincinnati	16	12	1	0	5	1	127	21.2
Houston	14	12	0	0	7	0	117	19.5
Memphis	13	10	2	0	4	0	104	17.3

Punt Returns	G	Ret	Yds	TD	Avg
Cincinnati	6	18	319	3	17.7
Memphis	6	15	215	1	14.3
East Carolina	6	14	198	0	14.1
Southern Miss	6	20	239	0	11.9
Tulane	6	15	136	0	9.1
Houston	6	16	96	0	6.0
Louisville	6	15	54	0	3.6

Kickoff Returns	G	Ret	Yds	TD	Avg
Southern Miss	6	12	359	1	29.9
Tulane	6	16	395	1	24.7
Memphis	6	20	430	0	21.5
Cincinnati	6	22	464	0	21.1
Louisville	6	31	647	0	20.9
Houston	6	23	477	0	20.7
East Carolina	6	25	362	0	14.5

Rushing Defense	G	Rushes	Yards	Avg	TD	Yds/G
Cincinnati	6	184	500	2.7	5	83.3
Southern Miss	6	199	635	3.2	3	105.8
Tulane	6	198	708	3.6	8	118.0
Louisville	6	245	895	3.7	10	149.2
Houston	6	244	901	3.7	11	150.2
East Carolina	6	274	910	3.3	8	151.7
Memphis	6	238	1046	4.4	9	174.3

Pass Eff. Def.	Att	Cmp	Int	Pct	Yds	TD	Eff
Southern Miss	243	125	9	51.4	1055	4	85.9
Tulane	258	136	14	52.7	1562	8	102.9
East Carolina	182	100	6	54.9	1183	7	115.6
Cincinnati	261	142	3	54.4	1689	11	120.4
Memphis	161	98	2	60.9	988	6	122.2
Houston	195	117	5	60.0	1416	11	134.5
Louisville	177	99	6	55.9	1332	13	136.6



# Team Stats - C-USA Games

Total Defense	Rush	Pass	Plays	Yards	Avg/P	TD	Yds/G	4th-Dn Conversions	G	Made	Att	Pct.
Southern Miss	635	1055	442	1690	3.8	7	281.7	Southern Miss	6	6	6	1.000
Memphis	1046	988	399	2034	5.1	15	339.0	Houston	6	6	10	60.0
East Carolina	910	1183	456	2093	4.6	15	348.8	Memphis	6	8	15	53.3
Cincinnati	500	1689	445	2189	4.9	16	364.8	East Carolina	6	4	8	50.0
Louisville	895	1332	422	2227	5.3	23	371.2	Cincinnati	6	4	11	36.4
Tulane	708	1562	456	2270	5.0	16	378.3	Louisville	6	4	16	25.0
Houston	901	1416	439	2317	5.3	22	386.2	Tulane	6	0	4	0.0

Scoring Defense	TD	XP	2XP	DXP	FG	Saf	Pts	Avg/G	Penalties	G	No	Yds
Southern Miss	10	8	1	0	5	0	85	14.2	Southern Miss	6	42	353
Tulane	16	11	1	0	5	0	124	20.7	Memphis	6	38	355
East Carolina	15	14	0	0	9	0	131	21.8	East Carolina	6	46	369
Cincinnati	16	14	1	0	8	0	136	22.7	Cincinnati	6	43	372
Memphis	19	14	0	0	5	0	143	23.8	Tulane	6	51	391
Houston	24	18	3	0	7	0	189	31.5	Louisville	6	47	398
Louisville	30	27	0	0	9	1	236	39.3	Houston	6	51	414

Turnover Margin	(Gained)			(Lost)			Mar
	Fum	Int	Tot	Fum	Int	Tot	
Tulane	5	14	19	5	5	10	+9
Southern Miss	9	9	18	8	2	10	+8
Houston	11	5	16	5	7	12	+4
East Carolina	7	6	13	7	5	12	+1
Cincinnati	8	3	11	8	9	17	-6
Memphis	6	2	8	8	8	16	-8
Louisville	5	6	11	10	9	19	-8

Punting	Punts	Avg	Ret	Yds	Yds/P
Tulane	26	43.6	12	119	39.0
East Carolina	32	42.4	15	176	36.9
Southern Miss	37	39.9	16	126	36.5
Cincinnati	35	40.5	15	155	36.1
Houston	45	42.0	32	305	35.2
Memphis	31	36.4	8	119	32.6
Louisville	37	35.0	15	257	28.1

Field Goals	G	Made	Att	Pct.
Southern Miss	6	8	8	1.000
Louisville	6	5	5	1.000
Tulane	6	13	17	.765
Cincinnati	6	5	7	.714
Houston	6	7	10	.700
East Carolina	6	6	10	.600
Memphis	6	4	7	.571

PAT Kicking	G	Made	Att	Pct.
Houston	6	12	12	1.000
Tulane	6	22	23	.957
Southern Miss	6	22	23	.957
Louisville	6	14	15	.933
Memphis	6	10	11	.909
East Carolina	6	14	16	.875
Cincinnati	6	12	15	.800

First Downs	G	Rush	Pass	Pen	Total
Tulane	6	63	62	11	136
Louisville	6	32	84	8	124
Southern Miss	6	58	46	13	117
East Carolina	6	30	74	11	115
Memphis	6	48	50	12	110
Houston	6	28	65	6	99
Cincinnati	6	61	33	5	99

3rd-Dn Conversions	G	Made	Att	Pct.
Tulane	6	42	94	44.7
Memphis	6	38	99	38.4
Cincinnati	6	36	94	38.3
Southern Miss	6	33	89	37.1
Louisville	6	39	107	36.4
East Carolina	6	26	86	30.2
Houston	6	29	98	29.6



# Superlatives - C-USA Games



## INDIVIDUAL GAME HIGHS

Total Offense	393	REDMAN, Chris, LOUISVILLE vs. Tulane (Oct. 11, 1997)
Rushes	33	MOREAU, Frank, LOUISVILLE vs. East Carolina (Nov. 1, 1997)
Yards Rushing	188	SHAW, Harold, SOUTHERN MISS at Memphis (Nov. 22, 1997)
TD Rushes.	4	MOREAU, Frank, LOUISVILLE vs. East Carolina (Nov. 1, 1997)
Long Rush	73	KING, Shaun, TULANE at Louisville (Oct. 11, 1997)
Pass attempts	62	REDMAN, Chris, LOUISVILLE at Cincinnati (Nov. 8, 1997)
		GONZALEZ, Dan, EAST CAROLINA vs. Cincinnati (Nov. 13, 1997)
Pass completions	37	GONZALEZ, Dan, EAST CAROLINA vs. Cincinnati (Nov. 13, 1997)
Yards Passing	428	REDMAN, Chris, LOUISVILLE vs. Tulane (Oct. 11, 1997)
TD Passes	4	four tied
Passes Intercepted	3	five tied
Long Pass	78	McKINLEY, Jason, HOUSTON vs. Cincinnati (Oct. 18, 1997)
Receptions	14	MONTANO, Miguel, LOUISVILLE at Cincinnati (Nov. 8, 1997)
Yards Receiving	158	SMITH, Troy, EAST CAROLINA at Houston (Nov. 8, 1997)
TD Receptions	3	DAWSON, JaJuan, TULANE vs. CINCINNATI (Sept. 6, 1997)
		GIDEON, Sherrod, SOUTHERN MISS at Memphis (Nov. 22, 1997)
Long Reception	78	SPENCER, Halley, HOUSTON vs. Cincinnati (Oct. 18, 1997)
Field Goals	5	PALAZZO, Brad, TULANE at Louisville (Oct. 11, 1997)
Field Goal Attempts	6	PALAZZO, Brad, TULANE at Louisville (Oct. 11, 1997)
Long Field Goal	52	PALAZZO, Brad, TULANE vs. East Carolina (Oct. 18, 1997)
Punts	10	SAUCEDA, Ignacio, HOUSTON at Southern Miss (Nov. 15, 1997)
Long Punt	72	JOHNSON, Doug, CINCINNATI vs. Memphis (Oct. 4, 1997)
Punt Return Yards	122	KECK, Tinker, CINCINNATI vs. Louisville (Nov. 8, 1997)
Long Punt Return	78	KECK, Tinker, CINCINNATI vs. Louisville (Nov. 8, 1997)
Kickoff Return Yards	178	ROUNDTREE, Antonio, LOUISVILLE vs. Tulane (Oct. 11, 1997)
Long Kickoff Return	88	BOOTH, Eric, SOUTHERN MISS vs. Houston (Nov. 15, 1997)
Long Int. Return	98	HENRY, Dwight, EAST CAROLINA at Louisville (Nov. 1, 1997)
Tackles	23	JACKSON, Brad, CINCINNATI vs. Louisville (Nov. 8, 1997)
		KERR, Jeff, EAST CAROLINA vs. Cincinnati (Nov. 13, 1997)
Sacks	6	CROMARTIE, Keaton, TULANE vs. Memphis (Nov. 8, 1997)
Interceptions	2	three tied

## TEAM GAME HIGHS

Points	64	TULANE at Louisville (Oct. 11, 1997)
Total Offense	569	TULANE at Louisville (Oct. 11, 1997)
Rushes	60	CINCINNATI at Houston (Oct. 18, 1997)
Yards Rushing	311	TULANE at Louisville (Oct. 11, 1997)
TD Rushes	4	CINCINNATI at Houston (Oct. 18, 1997)
		LOUISVILLE vs. East Carolina (Nov. 1, 1997)
Pass attempts	67	LOUISVILLE at Cincinnati (Nov. 8, 1997)
Pass completions	37	EAST CAROLINA vs. Cincinnati (Nov. 13, 1997)
Yards Passing	459	LOUISVILLE vs. Tulane (Oct. 11, 1997)
TD Passes	4	four tied
Passes Intercepted	3	five tied
Receptions	37	EAST CAROLINA vs. Cincinnati (Nov. 13, 1997)
Yards Receiving	459	LOUISVILLE vs. Tulane (Oct. 11, 1997)
TD Receptions	4	five tied
Field Goals	5	TULANE at Louisville (Oct. 11, 1997)
Field Goal Attempts	6	TULANE at Louisville (Oct. 11, 1997)
Punt Return Yards	122	CINCINNATI vs. Louisville (Nov. 8, 1997)
Kickoff Return Yards	178	LOUISVILLE vs. Tulane (Oct. 11, 1997)
Sacks By	8	TULANE vs. Memphis (Nov. 8, 1997)
First Downs	27	three tied
Penalties	13	TULANE at Southern Miss (Oct. 25, 1997)
		LOUISVILLE at Memphis (Nov. 15, 1997)
Penalty Yards	126	MEMPHIS vs. Houston (Nov. 1, 1997)
Turnovers Committed	5	two tied
Turnovers Caused	5	two tied
Interceptions By	3	five tied
Fumbles Lost	4	TULANE at Houston (Nov. 22, 1997)
Fumbles Recovered	4	HOUSTON vs. Tulane (Nov. 22, 1997)





# Notebook

## 1997-98 BOWL RESULTS

Bowl	Date	Location	Teams/Score
Las Vegas	Dec. 20	Las Vegas, Nev.	Oregon 41, Air Force 13
Jeep Eagle Aloha	Dec. 25	Honolulu, Hawaii	Washington 51, Michigan State 23
Ford Motor City	Dec. 26	Pontiac, Mich.	Mississippi 34, Marshall 31
Insight.com	Dec. 27	Tucson, Ariz.	Arizona 20, New Mexico 14
Poulan/Weed Eater Independence	Dec. 28	Shreveport, La.	Louisiana State 27, Notre Dame 9
Humanitarian	Dec. 29	Boise, Idaho	<b>CINCINNATI</b> 35, Utah State 19
Carquest	Dec. 29	Miami, Fla.	Georgia Tech 35, West Virginia 30
Plymouth Holiday	Dec. 29	San Diego, Calif.	Colorado State 35, Missouri 24
Builders Square Alamo	Dec. 30	San Antonio, Tex.	Purdue 33, Oklahoma State 20
Norwest Sun	Dec. 31	El Paso, Texas	Arizona State 17, Iowa 7
AXA/Equitable Liberty	Dec. 31	Memphis, Tenn.	<b>SOUTHERN MISS</b> 41, Pittsburgh 7
Tostitos Fiesta	Dec. 31	Tempe, Ariz.	Kansas State 35, Syracuse 18
Outback	Jan. 1	Tampa, Fla.	Georgia 33, Wisconsin 6
CompUSA Florida Citrus	Jan. 1	Orlando, Fla.	Florida 21, Penn State 6
Toyota Gator	Jan. 1	Jacksonville, Fla.	North Carolina 42, Virginia Tech 3
Southwest Bell Cotton	Jan. 1	Dallas, Texas	UCLA 29, Texas A&M 23
Rose	Jan. 1	Pasadena, Calif.	Michigan 21, Washington State 16
Nokia Sugar	Jan. 1	New Orleans, La.	Florida State 31, Ohio State 14
Chick-fil-A Peach	Jan. 2	Atlanta, Ga.	Auburn 21, Clemson 17
Federal Express Orange	Jan. 2	Miami, Fla.	Nebraska 42, Tennessee 17

## 1997 NCAA LEADERS

### SCORING

15- TULANE	34.1 ppg
49- SOUTHERN MISS	26.9 ppg
12- Brad Palazzo, TUL	9.9 ppg
20t- Harold Shaw, USM	8.7 ppg

### TOTAL OFFENSE

23- TULANE	419.1 ypg
13- Shaun King, TUL	279.8 ypg
15- Chris Redman, LOU	268.9 ypg
36- Dan Gonzalez, ECU	219.9 ypg
39- Bernard Oden, MEM	211.8 ypg

### PASSING EFFICIENCY

46- Shaun King, TUL	128.3
---------------------	-------

### PASSING OFFENSE

9- LOUISVILLE	298.4 ypg
32- EAST CAROLINA	239.5 ypg
33- TULANE	236.2 ypg
49- MEMPHIS	215.4 ypg

### ALL-PURPOSE RUNNERS

27- Ketric Sanford, HOU	140.8 ypg
39- P.J. Franklin, TUL	128.9 ypg
46- Sherrod Gideon, USM	123.1 ypg

### RUSHING

29- Harold Shaw, USM	95.0 ypg
----------------------	----------

### RUSHING OFFENSE

14- CINCINNATI	215.5 ypg
30- TULANE	182.9 ypg

### RECEPTIONS PER GAME

15- Miguel Montano, LOU	6.1
32t- P.J. Franklin, TUL	5.3
37t- Ibn Green, LOU	5.0
39t- Sherrod Gideon, USM	4.9
39t- Troy Smith, ECU	4.9

### RECEIVING YARDS PER GAME

18- Sherrod Gideon, USM	91.6 ypg
32- Miguel Montano, LOU	79.5 ypg

### TOTAL DEFENSE

18- SOUTHERN MISS	314.7 ypg
25- MEMPHIS	325.6 ypg
33- CINCINNATI	335.7 ypg

### SCORING DEFENSE

22t- SOUTHERN MISS	18.5 ppg
34- TULANE	20.5 ppg
37t- CINCINNATI	21.2 ppg
44- MEMPHIS	22.1 ppg

### RUSHING DEFENSE

5- CINCINNATI	84.5 ypg
14- SOUTHERN MISS	107.6 ypg

### PASS EFFICIENCY DEFENSE

11- SOUTHERN MISS	99.1
14- TULANE	101.5
31- CINCINNATI	112.5
34- MEMPHIS	113.9

### INTERCEPTIONS

10t- Patrick Surtain, USM	(6) 0.55 pg
22t- Michael Jordan, TUL	(5) 0.45 pg
43t- Alphonso Roundtree, TUL	(4) 0.36 pg

### TURNOVER MARGIN

5- TULANE	+1.27
28t- SOUTHERN MISS	+0.55
41t- CINCINNATI	+0.36

### NET PUNTING

11- TULANE	40.1
21- EAST CAROLINA	38.5
44- MEMPHIS	36.8
4- Brad Hill, TUL	46.2
23- Andrew Bayes, ECU	43.4

### PUNT RETURNS

7- CINCINNATI	14.6
17- MEMPHIS	12.0
34- LOUISVILLE	10.5
42t- EAST CAROLINA	10.0
42t- SOUTHERN MISS	10.0
8- Tinker Keck, CIN	14.8
11- Arnold Jackson, LOU	14.3
22- Damien Dodson, MEM	12.1
35- Marcellus Harris, ECU	10.9
42- Sherrod Gideon, USM	10.2

### KICKOFF RETURNS

1- SOUTHERN MISS	28.2
20- TULANE	22.7
28- HOUSTON	21.8
33- CINCINNATI	21.4
42- MEMPHIS	21.1
1- Eric Booth, USM	34.8
7- Ketric Sanford, HOU	27.9
25- Artrell Hawkins, CIN	24.5
44- P.J. Franklin, TUL	23.3

### FIELD GOALS

1- Brad Palazzo, TUL	(23) 2.09 pg
9t- Sebastian Villarreal, HOU	(16) 1.45 pg
26t- Eric Richards, CIN	(12) 1.20 pg
29t- Tim Hardaway, USM	(13) 1.18 pg



# *Records/History*



# Individual Records

## TOTAL OFFENSE

### PLAYS

#### GAME

71	Chris Redman, Louisville vs. Southern Miss, 9-28-96 (63 pass, 8 rush)
68	Dan Gonzalez, East Carolina vs. Cincinnati, 11-13-97 (62 pass, 6 rush)
58	Dan Gonzalez, East Carolina vs. N.C. State, 11-22-97 (51 pass, 7 rush)
67	Shaun King, Tulane vs. Southern Miss, 10-25-97 (54 pass, 13 rush)
65	Chris Redman, Louisville vs. Cincinnati, 11-8-97 (62 pass, 3 rush)

### SEASON

506	Dan Gonzalez, ECU, 1997 (431 pass, 75 rush)
492	Chris Redman, LOU, 1997 (445 pass, 47 rush)
487	Shaun King, TUL, 1997 (363 pass, 124 rush)
445	Bernard Oden, MEM, 1997 (316 pass, 129 rush)
416	Q. Anderson, MEM, 1996 (287 pass, 129 rush)

### YARDS GAINED

#### GAME

393	Chris Redman, Louisville vs. Tulane, 10-11-97 (428 pass, -35 rush)
387	Shaun King, Tulane vs. Louisville, 10-11-97 (258 pass, 129 rush)
358	Dan Gonzalez, East Carolina at Houston, 11-8-97 (337 pass, 21 rush)
352	Lee Roberts, Southern Miss at Houston, 11-9-96 (398 pass, -46 rush)
351	Qadry Anderson, Memphis vs. Tulane, 9-21-96 (291 pass, 60 rush)

### SEASON

3,078	Shaun King, Tulane, 1997 (2567 pass, 511 rush)
2,958	Chris Redman, Louisville, 1997 (3079 pass, -121 rush)
2,418	Dan Gonzalez, East Carolina, 1997 (2,510 pass, -92 rush)
2,334	Chuck Clements, Houston, 1996 (2,417 pass, -83 rush)
2,330	Bernard Oden, Memphis, 1997 (2,249 pass, 81 rush)

### YARDS PER GAME

#### SEASON

279.8	Shaun King, Tulane, 1997 (2,567 pass, 511 rush, 11 games)
268.9	Chris Redman, Louisville, 1997 (3,079 pass, -121 rush, 11 games)
219.8	Dan Gonzalez, East Carolina, 1997 (2,510 pass, -92 rush, 11 games)
212.2	Chuck Clements, Houston, 1996 (2,417 pass, -83 rush, 11 games)
211.8	Bernard Oden, Memphis, 1997 (2,249 pass, 81 rush)

### YARDS PER PLAY

#### GAME (min. 15 plays)

14.50	Chuck Clements, HOU vs. Memphis, 10-12-96 (319 on 22)
13.55	Chuck Clements, Houston vs. Southern Miss, 11-9-96 (298 on 22)
12.46	Chuck Clements, Houston vs. Sam Houston St., 8-31-96 (314 on 28)
12.39	Chuck Clements, Houston vs. Southwestern La., 10-5-96 (285 on 23)
11.61	Robert Cooper, Cincinnati vs. UAB, 11-16-96 (209 on 18)

### SEASON (min. 165 plays)

6.32	Shaun King, Tulane, 1997 (487 for 3,078)
6.26	Lee Roberts, Southern Miss, 1996 (182 for 1,140)
6.14	Chuck Clements, Houston, 1996 (380 for 2,334)
6.13	Antowain Smith, Houston, 1996 (202 for 1,239)
6.01	Chris Redman, Louisville, 1997 (492 for 2,958)

## TOUCHDOWN RESPONSIBILITY

### GAME

6	Antowain Smith, Houston vs. Southern Miss, 11-9-96 (5 rush, 1 rec.)
4	Chad Plummer, Cincinnati vs. Houston, 10-19-96 (2 pass, 2 rush)
4	Chuck Clements, Houston vs. Pittsburgh, 9-14-96 (4 pass)
4	Chuck Clements, Houston vs. Memphis, 10-12-96 (4 pass)
4	Chris Windsor, Southern Miss vs. Southwestern La., 9-21-96 (4 rush)

### SEASON

29	Shaun King, Tulane, 1997 (24 pass, 5 rush)
21	Chuck Clements, Houston, 1996 (21 pass, 0 rush)
18	Chris Redman, Louisville, 1997 (18 pass, 0 rush)
17	Dan Gonzalez, East Carolina, 1997 (16 pass, 1 rush)
16	Lee Roberts, Southern Miss, 1997 (16 pass, 0 rush)

## RUSHING

### MOST ATTEMPTS

#### GAME

36	Daryl Royal, CIN vs. Miami (Ohio), 9-28-96 (282 yds.)
33	Frank Moreau, LOU vs. East Carolina, 11-1-97 (139 yds.)
33	Ketric Sanford, HOU vs. Pittsburgh, 9-13-97 (165 yds.)
32	Harold Shaw, USM vs. Cincinnati, 11-2-96 (70 yards)
31	Antowain Smith, Houston vs. Southern Miss, 11-9-96 (231 yards)

### SEASON

245	Harold Shaw, Southern Miss, 1997 (1,045 yards)
202	Antowain Smith, Houston, 1996 (1,239 yards)
178	Harold Shaw, Southern Miss, 1996 (491 yards)
167	Daryl Royal, Cincinnati, 1996 (853 yards)
160	Eric Booth, Southern Miss, 1996 (699 yards)

### RUSHES PER GAME

#### SEASON

22.3	Harold Shaw, Southern Miss, 1997 (245 in 11 games)
18.4	Antowain Smith, Houston, 1996 (202 in 11 games)
16.8	Ketric Sanford, Houston, 1997 (151 in 9 games)
16.4	Daryl Royal, Cincinnati, 1997 (148 in 9 games)
16.2	Harold Shaw, Southern Miss, 1996 (178 in 11 games)

### YARDS GAINED

#### GAME

282	Daryl Royal, Cincinnati vs. Miami (Ohio), 9-28-96 (36 rushes)
231	Antowain Smith, Houston vs. Southern Miss, 11-9-96 (31 attempts)
194	Antowain Smith, Houston at Pittsburgh, 9-14-96 (21 rushes)
191	Robert Cooper, Cincinnati at UAB, 11-16-96 (17 carries)
188	Harold Shaw, Southern Miss at Memphis, 11-22-97 (29 carries)

### SEASON

1,239	Antowain Smith, Houston, 1996 (202 rushes)
1,045	Harold Shaw, Southern Miss, 1997 (245 carries)
853	Daryl Royal, Cincinnati, 1996 (167 rushes)
777	Toney Converse, Tulane, 1997 (137 carries)
747	Ketric Sanford, Houston, 1996 (146 rushes)

# Individual Records



## YARDS PER GAME

### SEASON

112.6	Antowain Smith, Houston, 1996 (1,239 yards in 11 games)
95.0	Harold Shaw, Southern Miss, 1997 (1,045 yards in 11 games)
77.5	Daryl Royal, Cincinnati, 1996 (853 yards in 11 games)
70.7	Ketric Sanford, Houston, 1997 (636 yards in 9 games)
70.6	Toney Converse, Tulane, 1997 (777 yards in 11 games)

## YARDS PER RUSH

### GAME (min. 10 attempts)

11.24	Robert Cooper, Cincinnati at UAB, 11-16-96 (191 on 17)
10.20	Chad Plummer, Cincinnati vs. Tulsa, 8-28-97 (153 on 15)
9.28	Jamaican Darte, Tulane vs. Southwestern La., 11-1-97 (167 on 18)
9.24	Antowain Smith, HOU at Pittsburgh, 9-14-96 (194 on 21)
9.21	Shaun King, Tulane at Louisville, 10-11-97 (129 on 14)

### SEASON (min. 100 rushes)

6.13	Antowain Smith, Houston, 1996 (1,239 on 202)
5.67	Toney Converse, Tulane, 1997 (777 on 137)
5.12	Ketric Sanford, Houston, 1996 (747 on 146)
5.11	Daryl Royal, Cincinnati, 1996 (853 on 167)
4.78	Frank Moreau, Louisville, 1997 (573 on 120)

## RUSHING TOUCHDOWNS

### GAME

5	Antowain Smith, Houston vs. Southern Miss (11-9-96)
4	Chris Windsor, USM vs. Southwestern La. (9-21-96)
4	Frank Moreau, Louisville vs. East Carolina (11-1-97)
3	seven tied with

### SEASON

16	Harold Shaw, Southern Miss, 1997
14	Antowain Smith, Houston, 1996
8	Harold Shaw, Southern Miss, 1996
7	Chad Plummer, Cincinnati, 1997
7	Eric Booth, Southern Miss, 1996
7	Ketric Sanford, Houston, 1996

## LONGEST RUSHING PLAYS

96t	Antowain Smith, Houston at Pittsburgh (9-14-96)
73t	Shaun King, Tulane at Louisville (10-11-97)
67t	Robert Cooper, Cincinnati at UAB (11-16-96)
64	Chad Plummer, Cincinnati vs. Miami (Ohio) (10-25-97)
59t	Eric Booth, Southern Miss at Louisville (9-28-96)

## ALL-PURPOSE YARDS

### GAME

282	Daryl Royal, CIN vs. Miami (Ohio), 9-28-96 (282 rush)
272	Antowain Smith, Houston vs. Southern Miss, 11-9-96 (231 rush, 26 rec., 15 KR)
267	Kendrick Lee, Southern Miss vs. Houston, 11-9-96 (260 rec., 7 PR)
242	Eric Booth, Southern Miss vs. Utah State, 9-14-96 (127 rush, 30 rec., 85 KR)
221	Antowain Smith, Houston at Southwestern La., 10-5-96 (162 rush, 59 rec.)

### SEASON

1,455	Antowain Smith, Houston, 1996 (1,239 rush, 201 rec., 15 KR)
1,431	Ketric Sanford, Houston, 1996 (747 rush, 91 rec., 593 KR)
1,409	P.J. Franklin, Tulane, 1997 (3 rush, 703 rec., 260 PR, 443 KR)
1,355	Sherrod Gideon, Southern Miss, 1997 (0 rush, 1,008 rec., 347 PR)
1,267	Ketric Sanford, HOU, 1997 (636 rush, 101 rec., 530 KR)

## PASSING

### ATTEMPTS

#### GAME

63	Chris Redman, Louisville vs. Southern Miss, 9-28-96 (35 comp., 400 yards)
62	Chris Redman, Louisville at Cincinnati, 11-8-97 (32 comp., 337 yards)
62	Dan Gonzalez, East Carolina vs. Cincinnati, 11-13-97 (37 comp., 338 yards)
57	Chris Redman, Louisville vs. Tulane, 10-11-97 (34 comp., 428 yards)
54	Shaun King, Tulane at Southern Miss, 10-25-97 (29 comp., 214 yards)

### SEASON

445	Chris Redman, Louisville, 1997 (261 comp., 3,079 yards)
431	Dan Gonzalez, East Carolina, 1997 (253 comp., 2,510 yards)
363	Shaun King, Tulane, 1997 (199 comp., 2,567 yards)
354	Chuck Clements, Houston, 1996 (223 comp., 2,417 yards)
350	Lee Roberts, Southern Miss, 1997 (194 comp., 2,248 yards)

## COMPLETIONS

### GAME

37	Dan Gonzalez, East Carolina vs. Cincinnati, 11-13-97 (62 att., 338 yards)
35	Chris Redman, Louisville vs. Southern Miss, 9-28-96 (60 att., 400 yards)
34	Chris Redman, Louisville vs. Tulane, 10-11-97 (54 att., 428 yards)
32	Chris Redman, Louisville at Cincinnati, 11-8-97 (62 att., 337 yards)
29	three tied with

### SEASON

261	Chris Redman, Louisville, 1997 (445 att., 3,079 yards)
253	Dan Gonzalez, ECU, 1997 (431 att., 2,510 yards)
223	Chuck Clements, Houston, 1996 (354 att., 2,417 yards)
199	Shaun King, Tulane, 1997 (363 att., 2,567 yards)
194	Lee Roberts, USM, 1997 (350 att., 2,248 yards)

## COMPLETION PERCENTAGE

### GAME (min. 10 comp.)

87.5	Lee Roberts, Southern Miss at East Carolina, 10-10-96 (14 of 16, 229 yards)
78.8	Dan Gonzalez, East Carolina at Houston, 11-9-97 (26- of-33, 337 yards)
75.0	Chuck Clements, Houston vs. Memphis, 10-12-96 (18 of 24, 328 yards)
73.9	Lee Roberts, Southern Miss vs. East Carolina, 10-11-97 (17-of-23, 187 yards)
73.1	Chuck Clements, Houston vs. Louisville, 11-16-96 (19 of 26, 173 yards)

### SEASON (min. 80 comp.)

63.0	Chuck Clements, Houston, 1996 (223 of 354)
60.6	Lee Roberts, Southern Miss, 1996 (86 of 142)
58.7	Chris Redman, Louisville, 1997 (261 of 445)
58.7	Dan Gonzalez, East Carolina, 1997 (253 of 431)
55.4	Lee Roberts, Southern Miss, 1997 (194 of 350)

## PASSING YARDS

### GAME

428	Chris Redman, LOU vs. Tulane, 10-11-97 (34 of 57)
400	Chris Redman, LOU vs. Southern Miss, 9-28-96 (35 of 63)
398	Lee Roberts, USM at Houston, 11-9-96 (22 of 36)
346	Lee Roberts, USM vs. Nevada, 9-20-97 (26 of 46)
342	Jason McKinley, HOU at Louisville, 10-25-97 (26 of 42)



# Individual Records

## SEASON

3,079	Chris Redman, Louisville, 1997 (261 of 445)
2,567	Shaun King, Tulane, 1997 (199 of 363)
2,510	Dan Gonzalez, East Carolina, 1997 (253 of 431)
2,417	Chuck Clements, Houston, 1996 (223 of 354)
2,249	Bernard Oden, Memphis, 1997 (170 of 316)

## TOUCHDOWN PASSES

### GAME

4	Shaun King, Tulane vs. Cincinnati (9-6-97)
4	Chris Redman, Louisville vs. Tulane (10-11-97)
4	Shaun King, Tulane vs. East Carolina (10-18-97)
4	Dan Gonzalez, East Carolina at Houston (11-8-97)
4	Chuck Clements, Houston at Pittsburgh (9-14-96)
4	Chuck Clements, Houston vs. Memphis (10-12-96)

### SEASON

24	Shaun King, Tulane, 1997
21	Chuck Clements, Houston, 1996
18	Chris Redman, Louisville, 1997
16	Dan Gonzalez, East Carolina, 1997
16	Lee Roberts, Southern Miss, 1997

## LONGEST PASSING PLAYS

### GAME

86t	Chris Redman to Arnold Jackson, Louisville vs. Utah (Sept. 6, 1997)
82t	Qadry Anderson to Teofilo Riley, Memphis at Houston (10-12-96)
79	Shaun King to JaJuan Dawson, Tulane at Syracuse (9-20-97)
78t	Shaun King to JaJuan Dawson, Tulane vs. Rice (9-13-97)
78t	Jason McKinley to Halley Spencer, Houston vs. Cincinnati (10-18-97)

## INTERCEPTIONS THROWN

### GAME

3	six players in 1997
3	five players in 1996

### SEASON

14	Shaun King, Tulane, 1997
14	Chris Redman, Louisville, 1997
13	Chuck Clements, Houston, 1996
11	Jason McKinley, Houston, 1997
11	Qadry Anderson, Memphis, 1996

## LOWEST PERCENTAGE OF INTERCEPTIONS

### SEASON (min. 100 att.)

2.32	Dan Gonzalez, East Carolina, 1997 (10 on 431)
2.56	Shaun King, Tulane, 1996 (7 on 273)
2.57	Lee Roberts, Southern Miss, 1997 (9 on 350)
2.84	Bernard Oden, Memphis, 1997 (9 on 316)
3.14	Chris Redman, Louisville, 1997 (14 on 445)

## RECEIVING

### RECEPTIONS

#### GAME

14	Miguel Montano, LOU at Cincinnati, 11-8-97 (148 yds)
14	Miguel Montano, Louisville vs. Southern Miss, 9-28-96 seven tied with
10	

#### SEASON

67	Miguel Montano, Louisville, 1997 (875 yards)
58	P.J. Franklin, Tulane, 1997 (703 yards)
55	Ibn Green, Louisville, 1997 (731 yards)
54	Sherrod Gideon, Southern Miss, 1997 (1,008 yards)
54	Troy Smith, East Carolina, 1997 (795 yards)

### RECEPTIONS PER GAME

#### SEASON

6.09	Miguel Montano, Louisville, 1997 (67 in 11 games)
5.27	P.J. Franklin, Tulane, 1997 (58 in 11 games)
5.00	Ibn Green, Louisville, 1997 (55 in 11 games)
4.91	Sherrod Gideon, Southern Miss, 1997 (54 in 11 games)
4.91	Troy Smith, East Carolina, 1997 (54 in 11 games)

### YARDS GAINED

#### GAME

260	Kendrick Lee, USM vs. Houston, 11-9-96 (10 catches)
204	JaJuan Dawson, Tulane at Syracuse, 9-20-97 (7 catches)
179	Sherrod Gideon, Southern Miss vs. Nevada, 9-20-97 (9 catches)
172	Richie Floyd, Memphis vs. Tulane, 9-21-96 (8 catches)
171	Orlando Iglesias, Houston at Minnesota, 9-27-97 (8 catches)

#### SEASON

1008	Sherrod Gideon, Southern Miss, 1997 (54 catches)
875	Miguel Montano, Louisville, 1997 (67 catches)
795	Troy Smith, East Carolina, 1997 (54 catches)
731	Ibn Green, Louisville, 1997 (55 catches)
708	Damien Johnson, Houston, 1996 (52 catches)

### YARDS PER GAME

#### SEASON

91.6	Sherrod Gideon, USM, 1997 (1,008 in 11 games)
79.5	Miguel Montano, Louisville, 1997 (875 in 11 games)
72.3	Troy Smith, East Carolina, 1997 (794 in 11 games)
66.5	Ibn Green, Louisville, 1997 (731 in 11 games)
64.4	Damien Johnson, Houston, 1996 (708 in 11 games)

### YARDS PER CATCH

#### GAME (min. 5 catches)

29.1	JaJuan Dawson, TUL vs. Syracuse, 9-20-97 (7 for 204)
28.2	Sherrod Gideon, USM vs. Tulane, 10-25-97 (5 for 141)
26.0	Kendrick Lee, USM vs. Houston, 11-9-96 (10 for 260)
25.2	Ibn Green, Louisville vs. Illinois, 9-13-97 (6 for 151)
24.4	Sherrod Gideon, USM vs. Louisville, 10-4-97 (5 for 122)

#### SEASON (min. 20 catches)

20.3	Kendrick Lee, Southern Miss, 1996 (33 for 669)
19.5	Anthony Ladd, Cincinnati, 1996 (21 for 409)
18.7	Sherrod Gideon, Southern Miss, 1997 (54 for 1,008)
15.2	Sherrod Gideon, Southern Miss, 1996 (33 for 500)
14.7	Troy Smith, East Carolina, 1997 (54 for 795)

### TOUCHDOWN RECEPTIONS

#### GAME

3	Sherrod Gideon, USM vs. Memphis (11-22-97)
3	JaJuan Dawson, Tulane vs. Army (10-4-97)
3	Ibn Green, Louisville vs. Illinois (9-13-97)
3	JaJuan Dawson, Tulane vs. Cincinnati (9-6-97)
3	Kendrick Lee, Southern Miss at Houston (11-9-96)

#### SEASON

10	Ja Jaun Dawson, Tulane, 1997
9	Sherrod Gideon, Southern Miss, 1997
8	P.J. Franklin, Tulane, 1997
8	Ibn Green, Louisville, 1997

## SCORING

### MOST POINTS

#### GAME

36	Antowain Smith, Houston vs. Southern Miss (11-9-96)
24	Chris Windsor, USM vs. Southwestern La. (9-21-96)
24	Frank Moreau, Louisville vs. East Carolina (11-1-97)
22	Brad Palazzo, Tulane at Louisville (10-11-97)
18	eight tied with

# Individual Records



## SEASON

109	Brad Palazzo, Tulane, 1997 (40 XPT, 23 FG)
96	Harold Shaw, Southern Miss, 1997 (16 TD)
92	Antowain Smith, Houston, 1996 (15 TD, 2-2PT)
72	Tim Hardaway, Southern Miss, 1997 (33 XPT, 13 FG)
70	Sebastian Villarreal, Houston, 1996 (37 XPT, 11 FG)

## MOST TOUCHDOWNS

### GAME

6	Antowain Smith, Houston vs. Southern Miss (11-9-96)
4	Chris Windsor, USM vs. Southwestern La. (9-21-96)
4	Frank Moreau, Louisville vs. East Carolina (11-1-97)
3	eight tied with

## SEASON

16	Harold Shaw, Southern Miss, 1997 (16 rush)
15	Antowain Smith, Houston, 1996 (14 rush, 1 rec.)
9	Sherrod Gideon, Southern Miss, 1997 (9 rec.)
9	Jay McGuire, Houston, 1997 (9 rush)
9	Harold Shaw, Southern Miss, 1996 (8 rush, 1 rec.)

## KICKING

### FIELD GOAL ATTEMPTS

#### GAME

6	Brad Palazzo, Tulane at Louisville, 10-11-97 (5 made)
5	Brad Palazzo, TUL at Southwestern La., 11-1-97 (4 made)
5	Eric Richards, CIN vs. Miami (Ohio), 9-28-96 (3 made)
5	Johnny Lomoro, USM at Georgia, 8-31-96 (3 made)
4	five tied with

## SEASON

28	Brad Palazzo, Tulane, 1997 (23 made)
21	Sebastian Villarreal, 1997 (16 made)
21	Eric Richards, Cincinnati, 1996 (13 made)
18	Ted Lane, Memphis, 1996 (12 made)
16	three tied with

### FIELD GOALS MADE

#### GAME

5	Brad Palazzo, Tulane at Louisville, 10-11-97 (6 att.)
4	Brad Palazzo, TUL at Southwestern La., 11-1-97 (5 att.)
3	10 tied with

## SEASON

23	Brad Palazzo, Tulane, 1997 (28 att.)
16	Sebastian Villarreal, 1997 (21 att.)
13	Tim Hardaway, Southern Miss, 1997 (16 att.)
13	Eric Richards, Cincinnati, 1996 (21 att.)
12	three tied with

### LONGEST FIELD GOALS

52	Brad Palazzo, Tulane vs. East Carolina (10-18-97)
50	Eric Richards, Cincinnati vs. Southern Miss (11-1-97)
50	Brad Palazzo, Tulane at Southwestern La. (11-1-97)
49	Tim Hardaway, USM at East Carolina (10-11-97)
49	David Akers, Louisville vs. Northern Illinois (10-19-96)

### FIELD GOAL PERCENTAGE

#### SEASON

82.1	Brad Palazzo, Tulane, 1997 (23 of 28)
81.3	Tim Hardaway, Southern Miss, 1997 (13 of 16)
80.0	Brad Palazzo, Tulane, 1996 (12 of 15)
76.2	Sebastian Villarreal, Houston, 1997 (16 of 21)
75.0	Eric Richards, Cincinnati, 1997 (12 of 16)

### PAT KICKS ATTEMPTED

#### GAME

8	Sebastian Villarreal, HOU vs. Southern Miss, 11-9-96 (8 made)
7	Brad Palazzo, Tulane at Louisville, 10-11-97 (7 made)
7	Johnny Lomoro, USM vs. Houston, 11-9-96 (7 made)
7	Johnny Lomoro, USM vs. Southwestern La. (5 made)
6	5 tied with

## SEASON

41	Brad Palazzo, Tulane, 1997 (40 made)
39	Sebastian Villarreal, Houston, 1996 (37 made)
36	Johnny Lomoro, Southern Miss, 1996 (32 made)
34	Tim Hardaway, Southern Miss, 1997 (33 made)
27	Eric Richards, Cincinnati, 1997 (26 made)

### PAT KICKS MADE

#### GAME

8	Sebastian Villarreal, HOU vs. Southern Miss, 11-9-96 (8 att.)
7	Brad Palazzo, Tulane at Louisville, 10-11-97 (7 att.)
7	Johnny Lomoro, USM vs. Houston, 11-9-96 (7 att.)
6	Brantley Rivers, ECU at Louisville, 11-1-97 (6 att.)
6	Tim Hardaway, USM at Memphis, 11-22-97 (6 att.)
6	Sebastian Villarreal, HOU at Pittsburgh, 9-14-96 (6 att.)

## SEASON

40	Brad Palazzo, Tulane, 1997 (41 att.)
37	Sebastian Villarreal, Houston, 1996 (39 att.)
33	Tim Hardaway, Southern Miss, 1997 (34 att.)
32	Johnny Lomoro, Southern Miss, 1996 (36 att.)
26	Eric Richards, Cincinnati, 1996 (26 att.)
26	Eric Richards, Cincinnati, 1997 (27 att.)

### PAT PERCENTAGE

#### GAME (min. 6 attempts)

100.0	Sebastian Villarreal, HOU vs. Southern Miss, 11-9-96 (8 of 8)
100.0	Johnny Lomoro, USM vs. Houston, 11-9-96 (7 of 7)
100.0	Brad Palazzo, Tulane at Louisville, 10-11-97 (7 of 7)
100.0	Brantley Rivers, ECU at Louisville, 11-1-97 (6 of 6)
100.0	Tim Hardaway, USM at Memphis, 11-22-97 (6 of 6)
100.0	Sebastian Villarreal, HOU at Pittsburgh, 9-14-96 (6 of 6)

#### SEASON (min. 18 made)

100	Sebastian Villarreal, Houston, 1997 (20 of 20)
100	Eric Richards, Cincinnati, 1996 (26 of 26)
100	Brad Palazzo, Tulane, 1996 (21 of 21)
97.6	Brad Palazzo, Tulane, 1997 (40 of 41)
97.1	Tim Hardaway, Southern Miss, 1997 (33 of 34)

### TOTAL POINTS SCORED BY KICKING

#### GAME

22	Brad Palazzo, TUL at Louisville, 10-11-97 (5 FG, 7 XPT)
18	Brad Palazzo, TUL at SW La., 11-1-97 (4 FG, 6 XPT)
14	Brad Palazzo, TUL at Houston, 11-22-97 (3 FG, 5 XPT)
13	Sebastian Villarreal, HOU at Minnesota, 9-27-97 (3 FG, 4 XPT)
11	six tied with

## SEASON

109	Brad Palazzo, Tulane, 1997 (40 XPT, 23 FG)
72	Tim Hardaway, Southern Miss, 1997 (33 XPT, 13 FG)
70	Sebastian Villarreal, Houston, 1996 (37 XPT, 11 FG)
68	Sebastian Villarreal, Houston, 1997 (20 XPT, 16 FG)
65	Eric Richards, Cincinnati, 1996 (26 XPT, 13 FG)

### PUNTING

### MOST PUNTS

#### GAME

12	Steve Smith, Cincinnati at Louisville (10-26-96)
11	Doug Johnson, Cincinnati at Boston College (9-27-97)
10	seven tied with

## SEASON

73	Drew Pairamore, MEM, 1996 (2,817 yds. for 38.6 avg.)
69	Jeremy Borseth, LOU, 1996 (2,800 yards for 40.6 avg.)
68	Jeremy Borseth, LOU, 1997 (2,746 yards for 40.4 avg.)
68	Ignacio Saucedo, HOU, 1997 (2,794 yds. for 41.1 avg.)
68	Steve Smith, CIN, 1996 (2,795 yards for 41.1 avg.)





# Individual Records

## YARDS PUNTED

### GAME

510	Steve Smith, CIN at Louisville, 10-26-96 (12 punts)
456	Doug Johnson, CIN at Boston College, 9-27-97 (11 punts)
408	Ignacio Saucedo, HOU at Southern Miss, 11-15-97 (10 punts)
400	Jeremy Borseth, LOU at Michigan St., 9-21-96 (10 punts)
396	Brad Hill, Tulane vs. Syracuse, 11-9-96 (9 punts)

### SEASON

2,818	Andrew Bayes, East Carolina, 1997 (65 for 43.4 avg.)
2,817	Drew Paimore, Memphis, 1996 (73 for 38.6 avg.)
2,800	Jeremy Borseth, Louisville, 1996 (69 for 40.6 avg.)
2,795	Steve Smith, Cincinnati, 1996 (68 for 41.1 avg.)
2,794	Ignacio Saucedo, Houston, 1997 (68 for 41.1 avg.)

## PUNTING AVERAGE

### GAME (min. 3 punts)

53.8	Brad Hill, Tulane vs. Mississippi, 11-15-97 (4 for 215)
52.7	Jeremy Borseth, LOU vs. Southern Miss, 9-28-96 (3 for 158)
49.7	Brad Hill, Tulane at Southern Miss, 10-25-97 (7 for 348)
49.4	Brad Hill, Tulane at Syracuse, 9-20-97 (5 for 247)
49.0	Steve Smith, CIN vs. Houston, 10-19-96 (5 for 245)

### SEASON

46.2	Brad Hill, Tulane, 1997 (42 for 1,940)
43.4	Andrew Bayes, East Carolina, 1997 (65 for 2,818)
41.1	Igacio Saucedo, Houston, 1997 (68 for 2,794)
41.1	Steve Smith, Cincinnati, 1996 (68 for 2,795)
40.9	Doug Johnson, Cincinnati, 1997 (66 for 2,700)

## LONGEST PUNTS

76	Jeremy Borseth, Louisville vs. Southern Miss (9-28-96)
72	Doug Johnson, Cincinnati vs. Memphis (10-4-97)
68	Andrew Bayes, East Carolina at Syracuse (10-4-97)
68	Jamie Purser, Southern Miss vs. Houston (11-15-97)
63	three tied with

## PUNT RETURNS

### MOST RETURNS

#### GAME

7	Tinker Keck, Cincinnati vs. Kansas, 9-20-97 (49 yards)
7	Rico Clark, LOU vs. Cincinnati, 10-26-96 (49 yards)
7	Rico Clark, LOU at North Carolina, 11-9-96 (37 yards)
6	four tied with

#### SEASON

39	Tinker Keck, Cincinnati, 1997 (575 yards)
33	Sherrod Gideon, Southern Miss, 1997 (347 yards)
32	Rico Clark, Louisville, 1996 (238 yards)
29	P.J. Franklin, Tulane, 1997 (260 yards)
26	Robert Tate, Cincinnati, 1996 (252 yards)

## YARDS RETURNED

#### GAME

122	Tinker Keck, CIN vs. Louisville, 11-8-97 (2 returns)
97	Tinker Keck, CIN at Miami (Ohio), 10-25-97 (5 returns)
94	Damien Dodson, MEM vs. Houston, 11-1-97 (6 returns)
92	Charles West, HOU vs. Southern Miss, 11-9-96 (2 returns)
88	Arnold Jackson, LOU vs. Illinois, 9-13-97 (3 returns)

#### SEASON

575	Tinker Keck, Cincinnati, 1997 (39 returns)
347	Sherrod Gideon, Southern Miss, 1997 (33 returns)
284	Kendrick Lee, Southern Miss, 1996 (22 returns)
260	P.J. Franklin, Tulane, 1997 (29 returns)
252	Robert Tate, Cincinnati, 1996 (26 returns)

## YARDS PER PUNT RETURN AVERAGE

### GAME (min. 2 returns)

61.0	Tinker Keck, CIN vs. Louisville, 11-8-97 (2 for 122)
46.0	Charles West, HOU vs. Southern Miss, 11-9-96 (2 for 92)
22.3	Tinker Keck, CIN vs. East Carolina, 11-13-97 (3 for 67)
20.7	Marcellus Harris, ECU at Louisville, 11-1-97 (3 for 62)
19.5	Damien Dodson, MEM at East Carolina, 10-25-97 (2 for 39)

### SEASON (min. 15 returns)

14.7	Tinker Keck, Cincinnati, 1997 (39 for 575)
14.3	Arnold Jackson, Louisville, 1997 (15 for 215)
13.1	Charles West, Houston, 1996 (18 for 236)
12.9	Kendrick Lee, Southern Miss, 1996 (22 for 284)
12.1	Damien Dodson, Memphis, 1997 (18 for 218)

## PUNT RETURN TOUCHDOWNS

### GAME

2	Tinker Keck, Cincinnati vs. Louisville, 11-8-97
1	Arnold Jackson, Louisville vs. Illinois, 9-13-97
1	Tinker Keck, Cincinnati vs. Memphis, 10-4-97
1	Tinker Keck, Cincinnati at Miami (Ohio), 10-25-97
1*	Anthony Ladd, Cincinnati vs. Kentucky, 9-7-96
1	Charles West, Houston vs. Southern Miss, 11-9-96

\*punt was blocked

### SEASON

4	Tinker Keck, Cincinnati, 1997
1	Arnold Jackson, Louisville, 1997
1	Anthony Ladd, Cincinnati, 1996
1	Charles West, Houston, 1996

## LONGEST PUNT RETURNS

87t	Charles West, Houston vs. Southern Miss, 11-9-96
85t	Arnold Jackson, Louisville vs. Illinois, 9-13-97
78t	Tinker Keck, Cincinnati vs. Louisville, 11-8-97
73t	Tinker Keck, Cincinnati at Miami (Ohio), 10-25-97
70	Arnold Jackson, Louisville at Kentucky, 8-30-97

## KICKOFF RETURNS

### MOST RETURNS

#### GAME

9	Rolando North, ECU at Syracuse, 10-4-97 (160 yards)
7	Antonio Roundtree, LOU vs. Tulane, 10-11-97 (178 yds)
6	Marcellus Harris, ECU at Tulane, 10-18-97 (97 yards)
6	Eric Booth, USM at Tennessee, 11-8-97 (200 yards)
6	Rico Clark, LOU vs. Houston, 11-16-96 (135 yards)

#### SEASON

32	Antonio Roundtree, Louisville, 1997 (693 yards)
27	Jeff Ligon, Tulane, 1996 (707 yards)
25	Ketric Sanford, Houston, 1996 (593 yards)
22	Eric Booth, Southern Miss, 1997 (766 yards)
20	Artrell Hawkins, Cincinnati, 1997 (489 yards)

## YARDS RETURNED

### GAME

200	Eric Booth, USM at Tennessee, 11-8-97 (6 returns)
178	Antonio Roundtree, LOU vs. Tulane, 10-11-97 ( 7 returns)
171	Jeff Ligon, Tulane vs. Southern Miss vs. Tulane, 10-26-96 (3 returns)
160	Rolando North, East Carolina at Syracuse, 10-4-97 (9 returns)
157	P.T. Jones, Memphis at Tulane, 11-8-97 (5 returns)

#### SEASON

766	Eric Booth, Southern Miss, 1997 (22 returns)
707	Jeff Ligon, Tulane, 1996 (27 returns)
693	Antonio Roundtree, Louisville, 1997 (32 returns)
593	Ketric Sanford, Houston, 1996 (25 returns)
530	Ketric Sanford, Houston, 1997 (19 returns)

# Individual Records



## YARDS PER KICKOFF RETURN AVERAGE

### GAME (min. 2 returns)

57.0	Jeff Liggon, Tulane vs. Southern Miss vs. Tulane, 10-26-96 (3 for 171)
44.5	Eric Booth, Southern Miss vs. Southwestern La., 9-21-96 (2 for 89)
44.0	Eric Booth, USM vs. Nevada, 9-20-97 ( 2 for 88)
43.7	Kevin Cobb, MEM vs. Tennessee, 11-9-96 (3 for 131)
43.5	P.J. Franklin, Tulane at Houston, 11-22-97 (2 for 87)

### SEASON (min. 11 returns)

34.8	Eric Booth, Southern Miss, 1997 (22 for 766)
29.3	Eric Booth, Southern Miss, 1996 (12 for 352)
27.9	Ketric Sanford, Houston, 1997 (19 for 530)
26.2	Jeff Liggon, Tulane, 1996 (27 for 707)
24.5	Artrell Hawkins, Cincinnati, 1997 (20 for 489)

## KICKOFF RETURN TOUCHDOWNS

### GAME

1	Eric Booth, Southern Miss at Tennessee (11-8-97)
1	Eric Booth, Southern Miss vs. Houston (11-15-97)
1	Cory Geason, Tulane at Cincinnati (8-30-96)
1	Jeff Liggon, Tulane vs. Southern Miss (10-26-96)
1	Kevin Cobb, Memphis vs. Tennessee (11-9-96)

### SEASON

2	Eric Booth, Southern Miss, 1997
1	Cory Geason, Tulane, 1996
1	Jeff Liggon, Tulane, 1996
1	Kevin Cobb, Memphis, 1996

## LONGEST KICKOFF RETURNS

98t	Jeff Liggon, Tulane vs. Southern Miss (10-26-96)
96t	Eric Booth, Southern Miss at Tennessee (11-18-97)
95t	Kevin Cobb, Memphis vs. Tennessee (11-9-96)
88t	Eric Booth, Southern Miss vs. Houston (11-15-97)
79	Ketric Sanford, Houston vs. East Carolina (11-8-97)

## INTERCEPTIONS

### GAME

2	6 times in 1997 most recent: Michael Jordan, Tulane at Houston, 11-22-97 (33 yards)
2	5 times in 1996

### SEASON

6	Patrick Surtain, Southern Miss, 1997 (127 yards)
6	Delmonico Montgomery, Houston, 1996 (87 yards)
6	Sam Madison, Louisville, 1996 (50 yards)
6	Patrick Surtain, Southern Miss, 1996 (77 yards)
5	Michael Jordan, Tulane, 1997 (41 yards)
5	Keith Spann, Memphis, 1996 (113 yards)

## INT RETURN YARDS

### GAME

98t	Dwight Henry, ECU at Louisville, 11-1-97 ( 1 return)
76	Keith Spann, MEM vs. Tennessee, 11-9-96 (1 return)
65	Brett Timmons, Tulane at Syracuse, 9-20-97 (1 return)
64	Patrick Surtain, USM at Florida, 8-30-97 (2 returns)
52	Jamal Alexander, USM at Florida St., 11-16-96 (1 return)
52	Chris Hewitt, CIN at Louisville, 10-26-96 (2 returns)

### SEASON (min. 2)

127	Patrick Surtain, Southern Miss, 1997 (6 int.)
123	Dwight Henry, East Carolina, 1997 (2 int.)
117	Jamal Alexander, Southern Miss, 1996 (4 int.)
113	Keith Spann, Memphis, 1996 (5 int.)
87	Alphonso Roundtree, Tulane, 1997 (4 int.)

## YARDS PER INTERCEPTION RETURN

### GAME (min. 2)

32.0	Patrick Surtain, USM at Florida, 8-30-97 (2 for 64)
29.5	Pat Surtain, USM at East Carolina, 10-10-96 (2 for 59)
26.0	Chris Hewitt, CIN at Louisville, 10-26-96 (2 for 52)
21.5	Derrick Singleton, Tulane vs. Southern Miss, 10-26-96 (2 for 43)
19.0	Kevin Dukes, Tulane vs. Cincinnati, 9-6-97 (2 for 38)

### SEASON (min. 3)

29.3	Jamal Alexander, Southern Miss, 1996 (4 for 117)
24.0	Kevin Dukes, Tulane, 1997 (3 for 72)
22.6	Keith Spann, Memphis, 1996 (5 for 113)
21.8	Alphonso Roundtree, Tulane, 1997 (4 for 87)
21.2	Patrick Surtain, Southern Miss, 1997 (6 for 127)

## INTERCEPTIONS FOR TOUCHDOWNS

### GAME

1	Dwight Henry, East Carolina at Louisville (11-1-97)
1	Alphonso Roundtree, Tulane vs. Mississippi (11-15-97)
1	Michael Jordan, Tulane at Houston (11-22-97)
1	Jamal Alexander, Southern Miss vs. Tulane (10-26-96)
1	Sam Madison, Louisville vs. Kentucky (8-31-96)
1	Derrick Singleton, Tulane vs. Southern Miss (10-26-96)

### SEASON

1	Dwight Henry, East Carolina, 1997
1	Alphonso Roundtree, Tulane, 1997
1	Michael Jordan, Tulane, 1997
1	Jamal Alexander, Southern Miss, 1996
1	Sam Madison, Louisville, 1996
1	Derrick Singleton, Tulane, 1996

## LONGEST INTERCEPTION RETURNS

### GAME

98t	Dwight Henry, East Carolina at Louisville (11-1-97)
76	Keith Spann, Memphis vs. Tennessee (11-9-96)
65	Brett Timmons, Tulane at Syracuse (9-20-97)
57	Patrick Surtain, Southern Miss at Florida (8-30-97)
52	Jamal Alexander, USM at Florida State (11-16-96)

## TACKLES

### GAME

23	Brad Jackson, Cincinnati vs. Louisville (11-8-97)
23	Jeff Kerr, East Carolina vs. Cincinnati (11-13-97)
22	Brad Jackson, Cincinnati at Boston College (9-27-97)
22	Phillip Curry, Cincinnati at Miami (Ohio) (10-25-97)
21	Tyrus McCloud, Louisville at Kentucky (8-31-96)

### SEASON

168	Brad Jackson, Cincinnati, 1997 (93 solo, 75 ast.)
167	Jeff Kerr, East Carolina, 1997 (78 solo, 89 ast.)
155	Terry Rice-Lockett, Louisville, 1997 (110 solo, 45 ast.)
144	Tyrus McCloud, Louisville, 1996 (93 solo, 51 ast.)
141	Marchant Kenney, USM, 1996 (106 solo, 35 ast.)

## SACKS

### GAME

6	Keaton Cromartie, Tulane vs. Memphis (11-8-97)
4	Roderick Coleman, ECU vs. Wake Forest (9-13-97)
4	Carl Powell, Louisville at Memphis (11-2-96)
3	Travis Darden, East Carolina vs. Wake Forest (9-13-97)
3	Roderick Coleman, ECU vs. N.C. State (11-22-97)
3	Chris Hewitt, CIN vs. Northeast Louisiana (11-23-96)

### SEASON

15	Roderick Coleman, East Carolina, 1997
11	Kendrick Gholston, Louisville, 1997
11	Marquis Bowling, Memphis, 1997
11	Carl Powell, Louisville, 1996
9	three tied with



# Team Records

## TOTAL OFFENSE

### PLAYS

#### GAME

99	Cincinnati vs. Miami (Ohio) (9-28-96)
98	Louisville at Cincinnati (11-8-97)
94	Houston vs. Pittsburgh (9-13-97)
93	Louisville vs. Northern Illinois (10-19-96)
93	Houston vs. Tulane (11-22-97)

#### SEASON

799	Houston, 1997 (3,648 yards)
795	Louisville, 1997 (4,127 yards)
794	Cincinnati, 1997 (3,633 yards)
791	Tulane, 1997 (4,610 yards)
785	Louisville, 1996 (3,468 yards)

### YARDS GAINED

#### GAME

577	Houston vs. USM, 11-9-96 (297 pass, 280 rush)
569	Tulane vs. Louisville, 10-11-97 (258 pass, 311 rush)
556	Tulane vs. Army, 10-4-97 (308 pass, 248 rush)
553	Houston vs. Sam Houston St., 8-31-96 (321 pass, 222 rush)
532	Houston vs. Memphis, 10-12-96 (328 pass, 204 rush)

#### SEASON

4,610	Tulane, 1997 (2,598 pass, 2,012 rush)
4,457	Houston, 1996 (2,464 pass, 1,993 rush)
4,127	Louisville, 1997 (3,282 pass, 845 rush)
3,684	Southern Miss, 1997 (2,254 pass, 1,430 rush)
3,559	Cincinnati, 1996 (1,564 pass, 1,995 rush)

### YARDS PER GAME

#### SEASON

419.2	Tulane, 1997 (4,610 yards in 11 games)
405.2	Houston, 1996 (4,457 yards in 11 games)
375.2	Louisville, 1997 (4,127 yards in 11 games)
334.9	Southern Miss, 1997 (3,684 yards in 11 games)
331.6	Houston, 1997 (3,648 yards in 11 games)

### YARDS PER PLAY

#### GAME

8.44	Houston vs. Memphis, 10-12-96 (63 for 532)
8.13	Houston vs. Southern Miss, 11-9-96 (71 for 577)
7.72	East Carolina at Houston, 11-8-97 (61 for 471)
7.51	Tulane vs. Army, 10-4-97 (74 for 556)
7.21	Cincinnati at UAB (61 for 440)

#### SEASON

5.92	Houston, 1996 (4,457 on 753)
4.78	Cincinnati, 1996 (3,559 on 745)
4.42	Louisville, 1996 (3,468 on 785)
4.40	Tulane, 1996 (3,184 on 717)
4.24	Southern Miss, 1996 (3,177 on 750)

### FIRST DOWNS

### MOST RUSHING

#### GAME

22	Cincinnati vs. Tulsa (8-28-97)
22	Cincinnati vs. Miami-Ohio (9-28-96)
20	Louisville vs. Northern Illinois (10-19-96)
18	Tulane vs. Army (10-4-97)
17	Houston vs. Pittsburgh (9-13-97)

### SEASON

126	Cincinnati, 1997
107	Tulane, 1997
103	Cincinnati, 1996
102	Houston, 1996
86	Southern Miss, 1997

### MOST PASSING

#### GAME

22	Louisville vs. Southern Miss (9-28-96)
19	Houston at Louisville (10-25-97)
19	Louisville at Cincinnati (11-8-97)
18	Louisville vs. Tulane (10-11-97)
16	four tied with

### SEASON

137	Louisville, 1997
121	East Carolina, 1997
118	Houston, 1996
112	Houston, 1997
109	Louisville, 1996

### TOTAL

#### GAME

30	HOU vs. Pittsburgh, 9-13-97 (12 pass, 17 rush, 1 pen.)
28	Cincinnati vs. Tulsa, 8-30-97 (6 pass, 22 rush, 0 pen.)
28	HOU vs. Sam Houston St., 8-31-96 (14 pass, 14 rush)
27	six tied with

### SEASON

238	Houston, 1996 (118 pass, 102 rush, 18 penalty)
236	Tulane, 1997 (108 pass, 107 rush, 21 penalty)
209	Louisville, 1997 (137 pass, 57 rush, 15 penalty)
202	Southern Miss, 1997 (95 pass, 86 rush, 21 penalty)
197	Houston, 1997 (112 pass, 66 rush, 19 penalty)
197	East Carolina, 1997 (121 pass, 54 rush, 22 penalty)

## RUSHING

### MOST ATTEMPTS

#### GAME

82	Cincinnati vs. Miami (Ohio), 9-28-96 (405 yards)
68	Cincinnati vs. UAB, 10-11-97 (246 yards)
66	Cincinnati vs. Tulsa, 8-28-97 (362 yards)
66	Louisville vs. Northern Illinois, 10-19-96 (344 yards)
64	Cincinnati vs. Kansas, 9-20-97 (271 yards)

### SEASON

593	Cincinnati, 1997 (2,371 yards in 11 games)
521	Cincinnati, 1996 (1,995 yards in 11 games)
470	Southern Miss, 1996 (1,120 yards in 11 games)
431	Memphis, 1997 (1,215 yards in 11 games)
409	Tulane, 1996 (1,3998 yards in 11 games)

### YARDS GAINED

#### GAME

405	Cincinnati vs. Miami (Ohio), 9-28-96 (82 rushes)
362	Cincinnati vs. Tulsa, 8-28-97 (66 rushes)
344	Louisville vs. Northern Illinois, 10-19-96 (66 rushes)
323	Tulane at Southwestern La, 11-1-97 (56 rushes)
311	Tulane at Louisville, 10-11-97 (50 rushes)

# Team Records



## SEASON

2,371	Cincinnati, 1997 (593 rushes in 11 games)
2,012	Tulane, 1997 (425 rushes in 11 games)
1,995	Cincinnati, 1996 (521 rushes in 11 games)
1,993	Houston, 1996 (397 rushes in 11 games)
1,430	Southern Miss, 1997 (393 rushes in 11 games)

## YARDS PER GAME

### SEASON

215.5	Cincinnati, 1997 (2,371 yards in 11 games)
182.9	Tulane, 1997 (2,012 yards in 11 games)
181.4	Cincinnati, 1996 (1,995 yards in 11 games)
181.2	Houston, 1996 (1,993 yards in 11 games)
130.0	Southern Miss, 1997 (1,430 yards in 11 games)

## YARDS PER RUSH

### GAME

7.34	Houston at Pittsburgh, 9-14-96 (38 for 279)
6.67	Houston vs. Southern Miss, 11-9-96 (42 for 280)
6.22	Tulane at Louisville, 10-11-97 (50 for 311)
6.00	Tulane vs. Memphis, 11-8-97 (42 for 252)
5.77	Tulane at Southwestern La., 11-1-97 (56 for 323)

### SEASON

5.02	Houston, 1996 (397 for 1,993 yards)
4.73	Tulane, 1997 (425 for 2,012 yards)
4.00	Cincinnati, 1997 (593 for 2,371 yards)
3.83	Cincinnati, 1996 (521 for 1,995 yards)
3.64	Southern Miss, 1997 (393 for 1,430 yards)

## RUSHING TOUCHDOWNS

### GAME

7	Southern Miss vs. Southwestern La., 9-21-96
5	Houston vs. Southern Miss, 11-9-96
5	Cincinnati vs. Northeast Louisiana, 11-23-96
4	six tied with

### SEASON

22	Cincinnati, 1997
21	Houston, 1996
21	Southern Miss, 1996
17	Southern Miss, 1997
16	Tulane, 1997
16	Cincinnati, 1996

## ALL-PURPOSE YARDS

### GAME

797	Houston vs. Southern Miss, 11-9-96 (297 pass, 280 rush, 121 KR, 97 PR)
698	Tulane at Louisville, 10-11-97 (258 pass, 311 rush, 82 KR, 13 PR)
654	Southern Miss vs. Southwestern La., 9-21-96 (207 pass, 256 rush, 155 KR, 36 PR)
646	Southern Miss at Houston, 11-9-96 (398 pass, 74 rush, 167 KR, 7 PR)
635	Houston vs. Sam Houston St., 8-31-96 (321 pass, 222 rush, 82 KR)

## SEASON

6,059	Houston, 1996 (2,464 pass, 1,993 rush, 1,094 KR, 263 PR)
5,860	Tulane, 1997 (2,598 pass, 2,012 rush, 614 KR, 274 PR)
5,478	Louisville, 1997 (3,282 pass, 845 rush, 870 KR, 251 PR)
5,259	Cincinnati, 1997 (1,262 pass, 2,371 rush, 879 KR, 582 PR)
5,093	Southern Miss, 1997 (2,254 pass, 1,430 rush, 873 KR, 360 PR)

## PASSING

### ATTEMPTS

#### GAME

67	Louisville at Cincinnati, 11-8-97 (33 comp.)
63	Louisville vs. Southern Miss, 9-28-96 (35 comp.)
62	Louisville vs. Tulane, 10-11-97 (35 comp.)
62	East Carolina vs. Cincinnati, 11-13-97 (37 comp.)
43	Louisville at North Carolina, 11-9-96 (21 comp.)

### SEASON

473	Louisville, 1997 (276 comp.)
444	East Carolina, 1997 (261 comp.)
395	Houston, 1997 (202 comp.)
388	Louisville, 1996 (207 comp.)
356	Houston, 1996 (224 comp.)

## COMPLETIONS

### GAME

37	East Carolina vs. Cincinnati, 11-13-97 (62 att.)
35	Louisville vs. Tulane, 10-11-97 (62 att.)
35	Louisville vs. Southern Miss, 9-28-96 (63 att.)
33	Louisville at Cincinnati, 11-8-97 (67 att.)
30	East Carolina at West Virginia, 9-6-97 (46 att.)
30	Louisville vs. Houston, 10-25-97 (47 att.)

### SEASON

276	Louisville, 1997 (473 att.)
261	East Carolina, 1997 (444 att.)
224	Houston, 1996 (356 att.)
207	Louisville, 1996 (388 att.)
202	Houston, 1997 (392 att.)

## COMPLETION PERCENTAGE

### GAME (min. 20 att.)

87.5	Southern Miss at East Carolina, 10-10-96 (14 of 16)
78.8	East Carolina at Houston, 11-8-97 (26 of 33)
75.0	Houston vs. Memphis, 10-12-96 (18 of 24)
74.1	Houston vs. Louisville, 11-16-96 (20 of 27)
74.1	Memphis vs. Arkansas State, 10-11-97 (20 of 27)

### SEASON

62.9	Houston, 1996 (224 of 356)
58.8	East Carolina, 1997 (261 of 444)
58.4	Louisville, 1997 (276 of 473)
54.9	Tulane, 1997 (201 of 366)
53.4	Louisville, 1996 (207 of 388)

## PASSING YARDS

### GAME

459	Louisville vs. Tulane, 10-11-97 (35 of 62)
400	Louisville vs. Southern Miss, 9-28-96 (35 of 63)
398	Southern Miss at Houston, 11-9-96 (22 of 36)
349	Louisville vs. Illinois, 9-13-97 (20 of 29)
349	Louisville vs. Houston, 10-25-97 (27 of 43)



# Team Records

## SEASON

3,282	Louisville, 1997 (276 of 473)
2,635	East Carolina, 1997 (261 of 444)
2,598	Tulane, 1997 (201 of 366)
2,464	Houston, 1996 (224 of 356)
2,428	Louisville, 1996 (207 of 388)

## YARDS PER ATTEMPT

### SEASON

7.35	Southern Miss, 1996 (2,057 on 280 att.)
7.10	Tulane, 1997 (2,598 on 366 att.)
7.05	Memphis, 1997 (2,369 on 336)
6.98	Cincinnati, 1996 (1,564 on 224 att.)
6.94	Louisville, 1997 (3,282 on 473)

## YARDS PER COMPLETION

### SEASON

14.28	Southern Miss, 1996 (2,057 on 144)
13.96	Cincinnati, 1996 (1,564 on 112)
13.31	Memphis, 1997 (2,369 on 178)
12.93	Tulane, 1997 (2,598 on 201)
11.91	Tulane, 1996 (1,786 on 150)

## TOUCHDOWN PASSES

### GAME

4	East Carolina at Houston, 11-8-97
4	Louisville vs. Tulane, 10-11-97
4	Houston at Pittsburgh, 9-14-96
4	Houston vs. Memphis, 10-12-96
4	Tulane vs. Cincinnati, 9-6-97
4	Tulane vs. Army, 10-4-97
4	Tulane vs. East Carolina, 10-18-97
3	14 tied with

### SEASON

25	Tulane, 1997 (11 games)
22	Houston, 1996 (11 games)
19	Louisville, 1997 (11 games)
18	East Carolina, 1997 (11 games)
16	Southern Miss, 1997 (11 games)

## INTERCEPTIONS THROWN

### GAME

4	Louisville vs. Cincinnati, 10-26-96
4	Houston at UCLA, 10-4-97
3	14 tied with

### SEASON

17	Louisville, 1996 (207 of 388)
15	Houston, 1997 (202 of 395)
15	Southern Miss, 1996 (207 of 388)
14	Louisville, 1997 (276 of 473)
14	Tulane, 1997 (201 of 366)

## FEWEST INTERCEPTIONS

### SEASON

8	Cincinnati, 1996 (112 of 224)
8	Tulane, 1996 (150 of 308)
9	Southern Miss, 1997 (195 of 352)
11	East Carolina, 1997 (261 of 444)
11	Memphis, 1997 (178 of 336)

## SCORING

### MOST POINTS

#### GAME

64	Tulane at Louisville (33), 10-11-97
56	Tulane at Southwestern La. (0), 11-1-97
56	Southern Miss at Houston (49) OT, 11-9-96
52	Southern Miss vs. Southwestern La. (27), 9-21-96
49	Houston at Southern Miss (56) OT, 11-9-96

#### SEASON

375	Tulane, 1997
344	Houston, 1996
296	Southern Miss, 1997
287	Southern Miss, 1996
286	Cincinnati, 1997

### MOST POINTS (two teams)

105	Houston (56) vs. Southern Miss (49) OT, 11-9-96
97	Tulane (64) at Louisville (33), 10-11-97
88	Houston (45) at Minnesota (43), 9-27-97
79	Houston (41) vs. Cincinnati (38) OT, 10-18-97
79	Southern Miss (52) vs. Southwestern La. (27), 9-21-96

### FEWEST POINTS SCORED (one team)

0	East Carolina (0) vs. South Carolina (20), 9-20-97
0	East Carolina (0) at Syracuse (56), 10-4-97
0	Houston (0) at Southern Miss (33), 11-15-97
0	Memphis (0) at Southern Miss (16), 10-19-96
0	Kansas State (35) vs. Cincinnati (0), 9-14-96
3	two tied with

### FEWEST POINTS SCORED (two teams)

16	Southern Miss (16) vs. Memphis (0), 10-19-96
17	Cincinnati (10) vs. Louisville (7), 10-26-96
18	Southern Miss (11) vs. Georgia (7), 8-31-96
20	East Carolina (0) vs. South Carolina (20), 9-20-97
21	East Carolina (14) vs. Cincinnati (7), 11-13-97

### MOST TOUCHDOWNS

#### GAME

8	Houston vs. Southern Miss, 11-9-96 (2 pass, 5 rush, 1PR)
7	Tulane at Louisville, 10-11-97 (3 pass, 3 rush, 1 KR)
7	Southern Miss vs. Southwestern La., 9-21-96 (0 pass, 7 rush)
7	Southern Miss at Houston, 11-9-96 (3 pass, 4 rush)
6	four tied with

#### SEASON

45	Houston, 1996 (11 games)
44	Tulane, 1997 (11 games)
37	Southern Miss, 1997 (11 games)
37	Southern Miss, 1996 (11 games)
36	Cincinnati, 1997 (11 games)

## KICKING

### FIELD GOAL ATTEMPTS

#### GAME

6	Tulane at Louisville, 10-11-97 (5 made)
5	Tulane at Southwestern La., 11-1-97 (4 made)
5	Cincinnati vs. Miami (Ohio), 9-28-96 (3 made)
5	Southern Miss at Georgia, 8-31-96 (3 made)
4	five tied with

# Team Records



## SEASON

28	Tulane, 1997 (23 made)
21	Houston, 1997 (16 made)
21	Cincinnati, 1996 (13 made)
19	Memphis, 1996 (12 made)
17	Cincinnati, 1997 (12 made)

## FIELD GOALS MADE

### GAME

5	Tulane at Louisville, 10-11-97 (6 att.)
4	Tulane at Southwestern La., 11-1-97 (5 att.)
3	10 tied with

## SEASON

23	Tulane, 1997 (11 games)
16	Houston, 1997 (11 games)
13	Southern Miss, 1997 (11 games)
13	Cincinnati, 1996 (11 games)
12	three tied with

## FIELD GOAL PERCENTAGE

### SEASON

82.1	Tulane, 1997 (23 of 28)
81.3	Southern Miss, 1997 (13 of 16)
80.0	Tulane, 1996 (12 of 15)
76.2	Houston, 1997 (16 of 21)
73.3	Houston, 1996 (11 of 15)

## PAT KICKS ATTEMPTED

### GAME

8	Houston vs. Southern Miss, 11-9-96 (8 made)
7	Tulane at Louisville, 10-11-97 (7 made)
7	Southern Miss at Houston, 11-9-96 (7 made)
7	Southern Miss vs. Southwestern La., 9-21-96 (5 made)
6	five tied with

## SEASON

41	Tulane, 1997
39	Houston, 1996
36	Southern Miss, 1996
35	Southern Miss, 1997
34	Cincinnati, 1997

## PAT KICKS MADE

### GAME

8	Houston vs. Southern Miss, 11-9-96 (8 att.)
7	Tulane at Louisville, 10-11-97 (7 att.)
7	Southern Miss at Houston, 11-9-96 (7 att.)
6	five tied with

## SEASON

40	Tulane, 1997
37	Houston, 1996
33	Southern Miss, 1997
32	Southern Miss, 1996
30	Cincinnati, 1997

## PAT KICKS PERCENTAGE

### SEASON (min. 20 made)

100.0	Houston, 1997 (20 of 20)
100.0	Cincinnati, 1996 (27 of 27)
100.0	Tulane, 1996 (21 of 21)
97.6	Tulane, 1997 (40 of 41)
94.9	Houston, 1996 (37 of 39)

## TOTAL POINTS BY KICKING

### SEASON

109	Tulane, 1997 (40 XP, 23 FG)
72	Southern Miss, 1997 (33 XP, 13 FG)
70	Houston, 1996 (37 XP, 11 FG)
68	Houston, 1997 (20 XP, 16 FG)
66	Cincinnati, 1997 (30 XP, 12 FG)
66	Cincinnati, 1996 (27 XP, 13 FG)

## PUNTING

### MOST PUNTS

#### GAME

12	Cincinnati vs. Louisville (10-26-96)
11	Cincinnati at Boston College (9-27-97)
10	six tied with

#### SEASON

74	Memphis, 1996
73	Southern Miss, 1996
71	Cincinnati, 1996
71	Louisville, 1996
71	Tulane, 1996

## YARDS PUNTED

#### GAME

510	Cincinnati at Louisville, 10-26-96 (12 punts)
456	Cincinnati at Boston College, 9-27-97 (11 punts)
408	Houston at Southern Miss, 11-15-97 (10 punts)
402	Cincinnati at Miami (Ohio), 10-25-97 (10 punts)
400	Louisville at Michigan State, 9-21-96 (10 punts)

#### SEASON

2,900	Cincinnati, 1996 (71 punts)
2,897	Southern Miss, 1996 (73 punts)
2,842	East Carolina, 1997 (66 punts)
2,817	Memphis, 1996 (74 punts)
2,800	Louisville, 1996 (71 punts)

## PUNTING AVERAGE

#### SEASON

40.8	Cincinnati, 1996 (71 for 2,900)
40.5	Houston, 1996 (54 for 2,188)
40.1	Tulane, 1997 (42 for 1,940)
39.8	Southern Miss, 1996 (73 for 2,897)
39.4	Louisville, 1996 (71 for 2,800)

## PUNT RETURNS

### MOST RETURNS

#### GAME

8	Cincinnati vs. Kentucky, 9-7-96 (68 yards)
7	Cincinnati vs. Kansas, 9-20-97 (49 yards)
7	Southern Miss vs. Houston, 11-15-97 (65 yards)
7	Louisville at Kentucky, 8-31-96 (54 yards)
7	Louisville vs. Cincinnati, 10-26-96 (49 yards)
7	Louisville at North Carolina, 11-9-96 (37 yards)

#### SEASON

46	Louisville, 1996 (363 yards)
40	Cincinnati, 1997 (582 yards)
35	Southern Miss, 1997 (360 yards)
32	Cincinnati, 1996 (316 yards)
25	Houston, 1997 (132 yards)
25	Memphis, 1996 (165 yards)



# Team Records

## YARDS RETURNED

### GAME

122	Cincinnati vs. Louisville, 11-8-97 (2 returns)
97	Cincinnati at Miami (Ohio), 10-25-97 (3 returns)
97	Houston vs. Southern Miss, 11-9-96 (3 returns)
94	Memphis vs. Houston, 11-1-97 (6 returns)
88	Louisville vs. Illinois, 9-13-97 (3 returns)

### SEASON

582	Cincinnati, 1997 (40 returns)
363	Louisville, 1996 (46 returns)
360	Southern Miss, 1997 (35 returns)
322	Southern Miss, 1996 (23 returns)
316	Cincinnati, 1996 (32 returns)

## YARDS PER PUNT RETURN

### GAME (min. 3 returns)

32.3	Cincinnati at Miami (Ohio), 10-25-97 (3 for 97)
32.3	Houston vs. Southern Miss, 11-9-96 (3 for 97)
29.3	Louisville vs. Illinois, 9-13-97 (3 for 88)
22.3	Cincinnati at East Carolina, 11-13-97 (3 for 67)
20.7	East Carolina at Louisville, 11-1-97 (3 for 62)

### SEASON

14.6	Cincinnati, 1997 (40 for 582)
14.0	Southern Miss, 1996 (23 for 322)
12.0	Memphis, 1997 (24 for 288)
11.4	Houston, 1996 (23 for 263)
10.5	Louisville, 1997 (24 for 251)

## PUNT RETURN TOUCHDOWNS

### GAME

2	Cincinnati vs. Louisville, 11-8-97
1	Louisville vs. Illinois, 9-13-97
1	Cincinnati vs. Memphis, 10-4-97
1	Cincinnati at Miami (Ohio), 10-25-97
1	Memphis vs. Louisville, 11-15-97
1	Cincinnati vs. Kentucky, 9-7-96
1	Houston vs. Southern Miss, 11-9-96
1	Louisville at Kentucky, 8-31-96
1	Southern Miss at Louisville, 9-28-96

### SEASON

4	Cincinnati, 1997
1	Louisville, 1997
1	Memphis, 1997
1	Cincinnati, 1996
1	Houston, 1996
1	Louisville, 1996
1	Southern Miss, 1996

## KICKOFF RETURNS

## MOST RETURNS

### GAME

9	East Carolina at Syracuse, 10-4-97 (160 yards)
7	seven tied with

### SEASON

53	East Carolina, 1997 (886 yards)
50	Houston, 1996 (1,094 yards)
47	Louisville, 1997 (870 yards)
45	Houston, 1997 (982 yards)
41	Cincinnati, 1997 (879 yards)

## YARDS RETURNED

### GAME

211	Houston at Alabama, 8-30-97 (7 returns)
207	Southern Miss at Tennessee, 11-8-97 (7 returns)
200	Tulane vs. Southern Miss, 10-26-96 (5 returns)
189	Cincinnati vs. Boston College, 10-12-96 (6 returns)
178	Louisville vs. Tulane, 10-11-97 (7 returns)

### SEASON

1,094	Houston, 1996 (50 returns)
982	Houston, 1997 (45 returns)
905	Tulane, 1996 (38 returns)
886	East Carolina, 1997 (53 returns)
879	Cincinnati, 1997 (41 returns)

## YARDS PER KICKOFF RETURN

### GAME (min. 3 per game)

43.7	Memphis vs. Tennessee, 11-9-96 (3 for 131)
40.0	Tulane vs. Southern Miss, 10-26-96 (5 for 200)
39.5	Houston vs. East Carolina, 11-8-97 (4 for 158)
33.7	Southern Miss at East Carolina, 10-11-97 (3 for 101)
31.5	Cincinnati vs. Boston College, 10-12-96 (6 for 189)

### SEASON

28.2	Southern Miss, 1997 (31 for 873)
25.3	Southern Miss, 1996 (30 for 759)
23.8	Tulane, 1996 (38 for 905)
22.7	Tulane, 1997 (27 for 614)
21.9	Houston, 1996 (50 for 1,094)

## INTERCEPTIONS

### GAME

5	Memphis at Mississippi State, 8-30-97 (24 yards)
5	Tulane at Southwestern La., 11-1-97 (42 yards)
4	Tulane at Syracuse, 9-20-97 (110 yards)
4	Cincinnati at Louisville, 10/26/96 (82 yards)
3	13 tied with

### SEASON

26	Tulane, 1997 (362 yards)
18	Southern Miss, 1996 (282 yards)
17	Southern Miss, 1997 (170 yards)
14	Memphis, 1996 (171 yards)
12	Cincinnati, 1997 (141 yards)

## INT YARDS RETURNED

### GAME

111	East Carolina at Louisville, 11-1-97 (2 returns)
110	Tulane at Syracuse, 10-4-97 (4 returns)
104	Cincinnati at Boston College, 9-27-97 (3 returns)
82	Cincinnati at Louisville, 10/26/96 (4 returns)
76	Memphis vs. Tennessee, 11-9-96 (2 returns)

### SEASON

362	Tulane, 1997 (26 returns)
282	Southern Miss, 1996 (18 returns)
203	East Carolina, 1997 (10 returns)
171	Memphis, 1996 (14 returns)
170	Southern Miss, 1997 (17 returns)

# Team Records



## YARDS PER RETURN

### GAME (min. 3 returns)

34.7	Cincinnati at Boston College, 9-27-97 (3 for 104)
27.5	Tulane at Syracuse, 10-4-97 (4 for 110)
20.5	Cincinnati at Louisville, 10/26/96 (4 for 82)
24.7	Southern Miss at East Carolina, 10-10-96 (3 for 74)
23.7	Southern Miss at Florida, 8-30-97 (3 for 71)

### SEASON

20.3	East Carolina, 1997 (10 for 203)
15.7	Southern Miss, 1996 (18 for 282)
13.9	Tulane, 1997 (26 for 362)
13.8	Houston, 1996 (11 for 152)
13.3	Louisville, 1996 (10 for 133)

## INTERCEPTIONS FOR TOUCHDOWNS

### GAME

2	Cincinnati at Boston College (9-27-97)
2	East Carolina at Louisville (11-1-97)
1	seven tied with

### SEASON

3	East Carolina, 1997
2	Cincinnati, 1997
2	Tulane, 1997
1	five tied with

## FUMBLES RECOVERED

### GAME

5	Louisville vs. Baylor (9-14-96)
4	Houston vs. Tulane (11-22-97)
4	Southern Miss at Louisville (9-28-96)
4	Southern Miss vs. Cincinnati (11-2-96)
4	Cincinnati at UAB (11-16-96)

### SEASON

18	Southern Miss, 1997
17	Houston, 1997
16	Southern Miss, 1996
14	Southern Miss, 1997
14	Memphis, 1996

## TACKLES FOR LOSS

### SEASON

145	Louisville, 1996 (742 yards)
111	Memphis, 1996 (463 yards)
101	Cincinnati, 1996 (547 yards)
101	Tulane, 1996 (352 yards)
95	Tulane, 1997 (370 yards)

## SACKS

### GAME

11	Louisville vs. Memphis, 11-2-96
8	East Carolina vs. Wake Forest, 9-13-97
8	Memphis vs. Arkansas State, 10-11-97
8	Southern Miss at Alabama, 9-7-96
8	Tulane vs. Memphis, 11-8-97

### SEASON

46	Louisville, 1996 (325 yards)
41	Cincinnati, 1996 (291 yards)
40	East Carolina, 1997 (239 yards)
34	Tulane, 1997 (229 yards)
33	Southern Miss, 1997 (195 yards)

## SAFETIES

### GAME

2	Memphis at Missouri (9-14-96)
1	Cincinnati vs. Louisville (11-8-97)
1	Tulane at Southwestern La. (11-1-97)
1	Southern Miss at Georgia (8-31-96)
1	Southern Miss vs. Southwestern La. (9-21-96)

### SEASON

2	Memphis, 1996
2	Southern Miss, 1996
1	Cincinnati, 1997
1	Tulane, 1997

## TOTAL DEFENSE

### FEWEST PLAYS ALLOWED

#### GAME

46	Cincinnati vs. Kansas (9-20-97)
52	Cincinnati vs. UAB (10-11-97)
53	Houston vs. Pittsburgh (9-13-97)
53	Houston vs. UCLA (10-4-97)
53	Southern Miss vs. Cincinnati (11-2-96)

#### SEASON

747	Memphis, 1997
759	Cincinnati, 1996
762	Houston, 1997
765	Louisville, 1996
769	Cincinnati, 1997

### FEWEST YARDS ALLOWED

#### GAME

53	Cincinnati vs. Kansas (9-20-97)
122	Southern Miss at Tulane (10-26-96)
126	Tulane at Southwestern La. (11-1-97)
136	Louisville vs. Northern Illinois (10-19-96)
147	Southern Miss vs. Houston (11-15-97)

#### SEASON

2,594	Louisville, 1996
3,061	Cincinnati, 1996
3,462	Southern Miss, 1997
3,606	Memphis, 1997
3,684	Cincinnati, 1997

## FIRST DOWNS

### FEWEST RUSHING ALLOWED

#### GAME

1	Cincinnati vs. Kansas (9-20-97)
1	Tulane at Louisville (10-11-97)
1	Southern Miss vs. Houston (11-15-97)
2	Louisville vs. Houston (10-25-97)
2	Cincinnati vs. UAB (10-11-97)
2	Louisville vs. Southern Miss (9-28-96)
2	Louisville at North Carolina (11-9-96)
2	Southern Miss at Louisville (9-28-96)

#### SEASON

53	Cincinnati, 1997
59	Louisville, 1996
73	Southern Miss, 1997
79	Southern Miss, 1996
80	Cincinnati, 1996



# Team Records

## FEWEST PASSING ALLOWED

<u>GAME</u>	
0	Tulane vs. Rice (9-13-97)
0	Tulane vs. Army (10-4-97)
1	Louisville vs. Cincinnati (10-26-96)
2	Tulane vs. Army (10-4-97)
2	Cincinnati vs. Memphis (10-4-97)
2	Memphis vs. Cincinnati (10-5-96)
2	Southern Miss vs. Cincinnati (11-2-96)

### SEASON

80	Memphis, 1997
82	Cincinnati, 1996
84	Louisville, 1996
89	Tulane, 1996
93	East Carolina, 1997

## FEWEST TOTAL ALLOWED

<u>GAME</u>	
4	Cincinnati vs. Kansas (9-20-97)
7	Louisville vs. Cincinnati (10-26-96)
8	Southern Miss vs. Houston (11-15-97)
8	Houston vs. Louisville (11-16-96)
9	Tulane vs. Southwestern La. (11-1-97)
9	Memphis vs. Houston (11-1-97)
9	Southern Miss vs. Cincinnati (11-2-96)

### SEASON

167	Louisville, 1996
181	Cincinnati, 1996
198	Cincinnati, 1997
198	Memphis, 1997
198	Southern Miss, 1997

## FEWEST RUSHES ALLOWED

<u>GAME</u>	
17	Southern Miss vs. Houston, 11-15-97 (5 yards)
17	Houston at Louisville, 10-25-97 (64 yards)
18	Tulane at Louisville, 10-11-97 (-23 yards)
21	Tulane vs. East Carolina, 10-11-97 (56 yards)
21	Cincinnati vs. UAB, 10-11-97 (69 yards)

### SEASON

337	Cincinnati, 1997 (921 yards)
367	Southern Miss, 1997 (1,184 yards)
384	Southern Miss, 1996 (1,104 yards)
427	Tulane, 1997 (1,630 yards)
432	Houston, 1997 (1,686 yards)

## FEWEST YARDS PER RUSH

<u>GAME</u>	
-2.00	Cincinnati vs. Kansas, 9-20-97 (23 for -46)
-1.27	Tulane at Louisville, 10-11-97 (18 for -23)
-0.65	Cincinnati vs. Northeast La., 11-23-96 (-19 on 29)
-0.22	Southern Miss at Louisville, 9-28-96 (23 for -5)
0.03	Tulane at Southwestern La., 11-1-97 (29 for 1)

### SEASON

2.04	Louisville, 1996 (437 for 892)
2.73	Cincinnati, 1997 (337 for 921)
2.88	Southern Miss, 1996 (384 for 1,104)
2.98	Cincinnati, 1996 (448 for 1,334)
3.23	Southern Miss, 1997 (367 for 1,184)

## FEWEST PASSES ALLOWED

<u>GAME</u>	
3	Tulane vs. Rice, 9-13-97 (2 completions)
8	Memphis at Cincinnati, 10-4-97 (5 completions)
11	Tulane vs. Rice, 9-14-96 (7 completions)
11	Tulane at Army, 10-19-96 (5 completions)
11	Tulane at Navy, 11-16-96 (5 completions)

### SEASON

262	Tulane, 1996 (158 completions)
279	East Carolina, 1997 (158 completions)
294	Memphis, 1997 (171 completions)
311	Cincinnati, 1996 (131 completions)
315	Memphis, 1996 (182 completions)

## FEWEST COMPLETIONS

<u>GAME</u>	
2	Tulane vs. Rice, 9-13-97 (3 attempts)
4	Tulane vs. Army, 10-4-97 (15 attempts)
5	Memphis at Cincinnati, 10-4-97 (8 attempts)
5	Tulane at Army, 10-19-96 (11 attempts)
5	Tulane at Navy, 11-16-96 (11 attempts)

### SEASON

158	East Carolina, 1997 (279 attempts)
158	Tulane, 1996 (262 attempts)
131	Cincinnati, 1996 (311 attempts)
158	Louisville, 1996 (328 attempts)
171	Memphis, 1997 (294 attempts)

## LOWEST COMPLETION PERCENTAGE

<u>GAME</u>	
25.8	Southern Miss vs. Cincinnati, 11-1-97 (8 for 31)
26.1	Cincinnati vs. Kansas, 8-28-97 (6 of 23)
26.7	Tulane vs. Army, 10-4-97 (4 of 15)
29.0	Cincinnati at Louisville, 10-26-96 (9 of 31)
31.0	Houston vs. Louisville, 11-16-96 (9 of 29)

### SEASON

42.1	Cincinnati, 1996 (131 of 311)
48.2	Louisville, 1996 (158 of 328)
51.4	Cincinnati, 1997 (222 of 432)
52.4	Southern Miss, 1997 (225 of 429)
53.3	Houston, 1996 (176 of 330)

## FEWEST TOUCHDOWNS

<u>SEASON</u>	
20	Louisville, 1996
21	Southern Miss, 1997
25	Cincinnati, 1996
25	Memphis, 1996
26	Memphis, 1997

## SCORING DEFENSE

### FEWEST POINTS

<u>GAME</u>	
0	Tulane (41) vs. Army (0), 10-4-97
0	Tulane (56) vs. Southwestern La. (0), 11-1-97
0	Southern Miss (33) vs. Houston (0), 11-15-97
0	Southern Miss (16) vs. Memphis (0), 10-19-96
3	Memphis (24) vs. Houston (3), 11-1-97
6	Cincinnati (24) at Boston College (6), 9-27-97



# Year by Year Leaders

## INDIVIDUAL

### Rushing

Year	Player, School	G	Att.	Yards	TD	YPG
1997	Harold Shaw, USM	11	245	1,045	16	95.0
1996	Antowain Smith, HOU	11	202	1,239	14	112.6

### Passing Efficiency

Year	Player, School	G	Att.-Cmp.	Pct.	INT	Yards	TD	Rating
1997	Shaun King, TUL	11	363-199	54.8	14	2,567	24	128.3
1996	Lee Roberts, USM	10	142-86	60.6	7	1,296	12	155.3

### Total Offense

Year	Player, School	G	Rush	Pass	Plays	Tot.	YPG
1997	Shaun King, TUL	11	511	2,567	487	3,078	279.8
1996	Chuck Clements, HOU	11	-83	2,417	380	2,334	212.2

### Receptions Per Game

Year	Player, School	G	Rec.	Yards	TD	RPG
1997	Miguel Montano, LOU	11	67	875	1	6.09
1996	Damion Johnson, HOU	11	52	708	5	4.73

### Receiving Yards Per Game

Year	Player, School	G	Rec.	Yards	TD	YPG
1997	Sherrod Gideon, USM	11	54	1,008	9	91.6
1996	Damion Johnson, HOU	11	52	708	5	64.4

### All-Purpose Yards

Year	Player, School	G	Rush	Rec.	PR	KOR	Yards	YPG
1997	Ketric Sanford, HOU	9	636	101	0	530	1,267	140.8
1996	Antowain Smith, HOU	11	1,239	201	0	15	1,455	132.3

### Scoring

Year	Player, School	G	TD	XPT	FG	Pts.	PPG
1997	Brad Palazzo, TUL	11	0	40	23	109	9.9
1996	Antowain Smoth, HOU	11	15	2	0	92	8.4

### Punting

Year	Player, School	G	Att.	Yards	Avg.
1997	Brad Hill, TUL	11	42	1,940	46.2
1996	Steve Smith, CIN	11	68	2,795	41.1

### Punt Returns

Year	Player, School	G	No.	Yards	TD	Avg.
1997	Tinker Keck, CIN	11	39	575	4	14.7
1996	Charles West, HOU	11	18	236	1	13.1

### Kickoff Returns

Year	Player, School	G	No.	Yards	TD	Avg.
1997	Eric Booth, USM	11	22	766	2	34.8
1996	Eric Booth, USM	11	12	352	0	29.3

### Field Goals

Year	Player, School	G	FG	FGA	Pct.	FG/G
1997	Brad Palazzo, TUL	11	23	28	82.1	2.09
1996	Ted Lane, MEM	10	12	18	66.7	1.20

### Interceptions

Year	Player, School	G	Int.	Yards	TD	IPG
1997	Patrick Surtain, USM	11	6	127	0	0.55
1996	Monty Montgomery, HOU	11	6	87	0	0.60

### Tackles

Year	Player, School	G	Solo	Asst.	Total
1997	Brad Jackson, CIN	11	93	75	168
1996	Tyrus McCloud, LOU	11	93	51	144

### Quarterback Sacks

Year	Player, School	G	UA	Asst.	Total
1997	Roderick Coleman, ECU	11	14	1	15
1996	Carl Powell, LOU	11	10	1	11

## TEAM

### Scoring Offense

Year	School	G	Pts.	Avg.
1997	Tulane	11	375	34.1
1996	Houston	11	344	31.3

### Rushing Offense

Year	School	G	Att.	Yards	Avg.	TD	YPG
1997	Cincinnati	11	593	2,371	4.0	22	215.5
1996	Cincinnati	11	521	1,995	3.8	16	181.4

### Passing Offense

Year	School	G	Att.	Cmp.	Pct.	Int.	Yards	TD	YPG
1997	Louisville	11	473	276	58.4	14	3,282	19	298.4
1996	Houston	11	356	224	62.9	13	2,464	22	224.0

### Total Offense

Year	School	G	Rush	Pass	Plays	Yards	TD	YPG
1997	Tulane	11	2,012	2,598	791	4,610	41	419.1
1996	Houston	11	1,993	2,464	753	4,457	43	405.2

### Rushing Defense

Year	School	G	Att.	Yards	Avg.	TD	YPG
1997	Cincinnati	11	337	921	2.7	10	83.7
1996	Louisville	11	437	892	2.0	9	81.1

### Pass Efficiency Defense

Year	School	G	Att.	Cmp.	Pct.	Int.	Yards	TD	Eff.
1997	Southern Miss	11	429	225	52.4	17	2,278	13	99.1
1996	Louisville	11	328	158	48.2	10	1,702	11	96.7

### Total Defense

Year	School	G	Rush	Pass	Plays	Yards	TD	YPG
1997	Southern Miss	11	1,184	2,278	796	3,462	21	314.7
1996	Louisville	11	892	1,702	765	2,594	20	235.8

### Punting

Year	School	G	Att.	Yards	Avg.
1997	Tulane	11	42	1,940	46.2
1996	Southern Miss	11	73	2,897	39.7

### Punt Returns

Year	School	G	No.	Yards	TD	Avg.
1997	Cincinnati	11	40	582	4	14.6
1996	Southern Miss	11	23	322	1	14.0

### Kickoff Returns

Year	School	G	No.	Yards	TD	Avg.
1997	Southern Miss	11	31	873	2	28.2
1996	Southern Miss	11	30	759	0	25.3

### Field Goals

Year	School	G	FG	FGA	Pct.	FG/G
1997	Tulane	11	23	28	82.1	2.09
1996	Cincinnati	11	13	21	61.9	1.18

### Interceptions

Year	School	G	Int.	Yards	TD	IPG
1997	Tulane	11	26	362	2	2.36
1996	Southern Miss	11	18	282	1	1.64

### Turnover Margin

Year	School	G	Gained	Lost	Margin
1997	Tulane	11	34	20	+14
1996	Southern Miss	11	34	20	+14

### Tackles

Year	School	G	Solo	Asst.	Total
1997	Southern Miss	11	686	461	1,147
1996	Southern Miss	11	704	471	1,175

### Tackles for Loss

Year	School	G	Total	Yards
1997	Tulane	11	91	363
1996	Louisville	11	145	742

### Quarterback Sacks

Year	School	G	Total
1997	East Carolina	11	41
1996	Louisville	11	46

## 1996 STANDINGS

	C-USA	All Games		
	W-L	Pct.	W-L	Pct.
%Houston	4-1	.800	7-5	.583
%Southern Miss	4-1	.800	8-3	.727
Cincinnati	2-3	.400	6-5	.545
Louisville	2-3	.400	5-6	.455
Memphis	2-3	.400	4-7	.364
Tulane	1-4	.200	2-9	.182

%co-regular season champions

## ARMY (2-2-0)

- 1996 INDEPENDENCE BOWL (Shreveport, La.)  
Auburn 32, Army 29  
1988 SUN BOWL (El Paso, Texas)  
Alabama 29, Army 28  
1985 PEACH BOWL (Atlanta, Ga.)  
Army 31, Illinois 29  
1984 CHERRY BOWL (Pontiac, Mich.)  
Army 10, Michigan State 6

## CINCINNATI (3-1-0)

- 1997 HUMANITARIAN BOWL (Boise, Idaho)  
Cincinnati 35, Utah State 19  
1950 SUN BOWL (El Paso, Texas)  
West Texas State 14, Cincinnati 13  
1949 GLASS BOWL (Toledo, Ohio)  
Cincinnati 33, Toledo 13  
1946 SUN BOWL (El Paso, Texas)  
Cincinnati 18, Virginia Tech 6

## EAST CAROLINA (6-3-0)

- 1995 LIBERTY BOWL (Memphis, Tenn.)  
East Carolina 19, Stanford 13  
1994 LIBERTY BOWL (Memphis, Tenn.)  
Illinois 30, East Carolina 0  
1992 PEACH BOWL (Atlanta, Ga.)  
East Carolina 37, North Carolina State 34  
1978 INDEPENDENCE BOWL (Shreveport, La.)  
East Carolina 35, Louisiana Tech 13  
1965 TANGERINE BOWL (Orlando, Fla.)  
East Carolina 31, Maine 0  
1964 TANGERINE BOWL (Orlando, Fla.)  
East Carolina 14, Massachusetts 13  
1963 EASTERN BOWL (Allentown, Pa.)  
East Carolina 27, Northeastern 6  
1954 ELKS BOWL (Greenville, N.C.)  
Morris-Harvey 12, East Carolina 0  
1952 LIONS BOWL (Salisbury, N.C.)  
Clarion College 13, East Carolina 6

## HOUSTON (7-6-1)

- 1996 LIBERTY BOWL (Memphis, Tenn.)  
Syracuse 30, Houston 17  
1988 ALOHA BOWL (Honolulu, Hawaii)  
Washington State 24, Houston 22  
1985 COTTON BOWL (Dallas, Texas)  
Boston College 45, Houston 28  
1981 SUN BOWL (El Paso, Texas)  
Oklahoma 40, Houston 14  
1980 GARDEN STATE BOWL  
(East Rutherford, N.J.)  
Houston 35, Navy 0  
1980 COTTON BOWL (Dallas, Texas)  
Houston 17, Nebraska 14  
1979 COTTON BOWL (Dallas, Texas)  
Notre Dame 35, Houston 34  
1977 COTTON BOWL (Dallas, Texas)  
Houston 30, Maryland 21  
1974 BLUEBONNET BOWL (Houston, Texas)  
Houston 31, North Carolina State 31  
1973 BLUEBONNET BOWL (Houston, Texas)  
Houston 47, Tulane 7  
1971 BLUEBONNET BOWL (Houston, Texas)  
Colorado 29, Houston 17  
1969 BLUEBONNET BOWL (Houston, Texas)  
Houston 36, Auburn 7  
1962 TANGERINE BOWL (Orlando, Fla.)  
Houston 49, Miami (Ohio) 21  
1952 SALAD BOWL (Phoenix, Ariz.)  
Houston 26, Dayton 21

## LOUISVILLE (3-1-1)

- 1993 LIBERTY BOWL (Memphis, Tenn.)  
Louisville 18, Michigan State 7  
1991 FIESTA BOWL (Tempe, Ariz.)  
Louisville 34, Alabama 7  
1977 INDEPENDENCE BOWL (Shreveport, La.)  
Louisiana Tech 24, Louisville 14  
1970 PASADENA BOWL (Pasadena, Calif.)  
Louisville 24, Long Beach State 24  
1958 SUN BOWL (El Paso, Texas)  
Louisville 34, Drake 20

## MEMPHIS (2-0-0)

- 1971 PASADENA BOWL (Pasadena, Calif.)  
Memphis 28, San Jose State 9  
1956 BURLEY BOWL (Johnson City, Tenn.)  
Memphis 32, East Tennessee State 12

## SOUTHERN MISS (3-6-0)

- 1997 LIBERTY BOWL (Memphis, Tenn.)  
Southern Miss 41, Pittsburgh 7  
1990 ALL-AMERICAN BOWL (Birmingham, Ala.)  
North Carolina State 31, Southern Miss 27  
1988 INDEPENDENCE BOWL (Shreveport, La.)  
Southern Miss 38, Texas-El Paso 18  
1981 TANGERINE BOWL (Orlando, Fla.)  
Missouri 19, Southern Miss 17  
1980 INDEPENDENCE BOWL (Shreveport, La.)  
Southern Miss 16, McNeese State 14  
1958 TANGERINE BOWL (Orlando, Fla.)  
East Texas State 10, Southern Miss 9  
1957 TANGERINE BOWL (Orlando, Fla.)  
West Texas State 20, Southern Miss 13  
1954 SUN BOWL (El Paso, Texas)  
Pacific 26, Southern Miss 7  
1953 SUN BOWL (El Paso, Texas)  
Texas-El Paso 37, Southern Miss 14

## TULANE (2-6-0)

- 1987 INDEPENDENCE BOWL (Shreveport, La.)  
Washington 24, Tulane 12  
1980 HALL OF FAME BOWL (Birmingham, Ala.)  
Arkansas 34, Tulane 15  
1979 LIBERTY BOWL (Memphis, Tenn.)  
Penn State 9, Tulane 6  
1973 BLUEBONNET BOWL (Houston, Texas)  
Houston 47, Tulane 7  
1970 LIBERTY BOWL (Memphis, Tenn.)  
Tulane 17, Colorado 3  
1940 SUGAR BOWL (New Orleans, La.)  
Texas A&M 14, Tulane 13  
1935 SUGAR BOWL (New Orleans, La.)  
Tulane 20, Temple 14  
1932 ROSE BOWL (Pasadena, Calif.)  
Southern California 21, Tulane 12

# All-Time Honors



## ALL-CONFERENCE

1996

### FIRST TEAM

#### OFFENSE

- QB Chuck Clements, Houston
- RB Eric Booth, Southern Miss
- RB Antowain Smith, Houston
- OL Cyril Brockmeier, Tulane
- OL Leroy DeWitt, Southern Miss
- OL Jason Fabini, Cincinnati
- OL Ben Fricke, Houston
- OL Marcus Spriggs, Houston
- TE Cory Geason, Tulane
- WR Damion Johnson, Houston
- WR Kendrick Lee, Southern Miss

#### DEFENSE

- DL Darrius Felder, Cincinnati
- DL Jeff Posey, Southern Miss
- DL Carl Powell, Louisville
- DL Cedric Walthaw, Southern Miss
- LB Richard Hogans, Memphis
- LB Marchant Kenney, Southern Miss
- LB Tyrus McCloud, Louisville
- DB Sam Garnes, Cincinnati
- DB Sam Madison, Louisville
- DB D. Montgomery, Houston
- DB Patrick Surtain, Southern Miss

### SPECIAL TEAMS

- PK Eric Richards, Cincinnati
- P Steve Smith, Cincinnati
- RS Eric Booth, Southern Miss

### SECOND TEAM

#### OFFENSE

- QB Lee Roberts, Southern Miss
- RB Daryl Royal, Cincinnati
- RB Ketric Sanford, Houston
- OL Will Carlisle, Tulane
- OL Joel Dolinski, Cincinnati
- OL Steve Misetic, Louisville
- OL Daryl Terrell, Southern Miss
- OL Brian Uhl, Cincinnati
- TE Terry Hardy, Southern Miss
- WR Miguel Montano, Louisville
- WR Charles West, Houston

#### DEFENSE

- DL Kendrick Gholston, Louisville
- DL Joel Locker, Tulane
- DL Leland Taylor, Louisville
- DL Tony Williams, Memphis
- LB Phillip Curry, Cincinnati
- LB Brad Jackson, Cincinnati
- LB Derrick Singleton, Tulane
- DB Rico Clark, Louisville
- DB Chris Hewitt, Cincinnati
- DB Perry Phenix, Southern Miss
- DB Keith Spann, Memphis

### SPECIAL TEAMS

- PK Ted Lane, Memphis
- P Jeremy Borseth, Louisville
- RS Jeff Liggon, Tulane

## ALL-FRESHMAN

1996

#### OFFENSE

- QB Chris Redman, Louisville
- RB Robert Cooper, Cincinnati
- RB Ketric Sanford, Houston
- OL Ken Biggs, Cincinnati
- OL Shederick Blackmon, USM
- OL Anthony Byrd, Louisville
- OL Tavares Middlebrooks, Memphis
- OL Truett Novosad, Houston
- TE Scott Regimbald, Houston
- WR Damien Dodson, Memphis
- WR Sherrod Gideon, Southern Miss

#### DEFENSE

- DL Mike Gantous, Louisville
- DL Derrick Kennedy, Louisville
- DL Mike Knepper, Houston
- DL Adalius Thomas, Southern Miss
- LB Micah Malone, Houston
- LB Caspor Stiles, Memphis
- LB Derrick Perry, Tulane
- DB Courtney Dinkins, Louisville
- DB Kevin Dukes, Tulane
- DB William Fields, Houston
- DB Mike McKenzie, Memphis

### SPECIAL TEAMS

- P Jamie Purser, Southern Miss
- RS Ketric Sanford, Houston

## OFFENSIVE

### PLAYER OF THE YEAR

- 1996 Antowain Smith, Houston

## DEFENSIVE

### PLAYER OF THE YEAR

- 1996 Tyrus McCloud, Louisville

## SPECIAL TEAMS

### PLAYER OF THE YEAR

- 1996 Jeff Liggon, Tulane

## FRESHMAN OF THE YEAR

- 1996 Ketric Sanford, Houston

## COACH OF THE YEAR

- 1996 Kim Helton, Houston

## PLAYERS OF THE WEEK

1996

### OFFENSE

- S2 Jerald Sowell, RB, Tulane
- S9 Chad Plummer, QB, CIN
- S16 Antowain Smith, RB, HOU
- S23 Chris Redman, QB, Louisville
- S30 Daryl Royal, FB, Cincinnati
- O7 Antowain Smith, RB, HOU
- O14 Lee Roberts, QB, USM
- O21 Chad Plummer, QB, CIN
- O28 Robert Cooper, RB, Cincinnati
- N4 Sherrod Gideon, WR, USM
- N11 Antowain Smith, RB, HOU
- N18 Chuck Clements, QB, HOU
- N25 Jerald Sowell, RB, Tulane

### DEFENSE

- S2 Cedric Walthaw, DE, USM
- S9 Phillip Curry, LB, Cincinnati
- S16 Richard Hogans, LB, MEM
- S23 Tony Williams, DT, Memphis
- S30 Jeff Posey, DE, Southern Miss
- O7 Louis Hampton, DE, Houston
- Keith Spann, DB, Memphis
- O14 Patrick Surtain, DB, USM
- O21 Richard Hogans, LB, MEM
- Marchant Kenney, LB, USM
- O28 Derrick Singleton, LB, Tulane
- N4 Leland Taylor, DT, Louisville
- N11 Tony Williams, DT, Memphis
- N18 Houston Defense
- N25 Chris Hewitt, S, Cincinnati

### SPECIAL TEAMS

- S2 Tony Esters, LB, Louisville
- S9 Jeremy Borseth, P, Louisville
- S16 Kendrick Lee, PR, USM
- S23 Drew Pairamore, P, Memphis
- S30 Eric Richards, K, Cincinnati
- O7 Ted Lane, K, Memphis
- O14 David Akers, K, Louisville
- O21 Steve Smith, P, Cincinnati
- O28 Jeff Liggon, KR, Tulane
- N4 Sebastian Villarreal, K, HOU
- N11 Kevin Cobb, KR, Memphis
- N18 Eric Richards, K, Cincinnati
- N25 Robert Tate, PR, CIN

## NATIONAL AWARDS

### HEISMAN TROPHY

- 1989 Andre Ware, QB, Houston
- 1958 Pete Dawkins, Army
- 1946 Glenn Davis, Army
- 1945 Felix Blanchard, Army

### LOMBARDI AWARD

- 1976 Wilson Whitley, DT, Houston



# All-Time Honors

## LOU GROZA AWARD

1992 Joe Allison, K, Memphis

## NATIONAL COACH OF THE YEAR

1996 Bob Sutton, Army  
1991 Bill Lewis, East Carolina  
1964 Clarence Stasavich, ECU

## CONSENSUS ALL-AMERICA

### Army

1990 Mike Mayweather, HB  
1985 Don Smith, OG  
1968 Ken Johnson, LB  
1966 Townsend Clarke, LB  
1959 Bill Carpenter, DE  
1958 Bob Anderson, HB  
Pete Dawkins, HB  
Bob Novogratz, G  
1957 Bob Anderson, HB  
1954 Don Holleder, DE  
Tommy Bell, HB  
Ralph Chesnauskas  
1950 Dan Foldberg, DE  
Elmer Stout, LB  
Charles Shira, DT  
J.D. Kimmel, DT  
1949 Arnold Galiffa, QB  
1948 Joe Henry, OG  
1947 Joe Steffy, OG  
1946 Felix "Doc" Blanchard, FB  
Glenn Davis, HB  
Hank Foldberg, DE  
Arnold Tucker, QB  
1945 Glenn Davis, HB  
Dewitt Coulter, T  
Hank Foldberg, DE  
Felix "Doc" Blanchard, FB  
John Green, OG  
Albert Nemetz, OT  
1944 Felix "Doc" Blanchard, FB  
Glenn Davis, HB  
Joe Stanowicz, OG  
John Green, OG  
Doug Kenna, QB  
Barney Poole, DE  
1943 Casimir Myslinski, C  
Frank Merritt, OT  
1942 Robin Olds, OT  
Frank Merritt, OT  
1939 Harry Stella, OT  
1935 Bill Shuler, DE  
1933 Jack Buckler, B  
1932 Milt Summerfelt, OG  
1931 Jack Price, OT  
1930 Jack Price, OT  
1929 Chris Cagle, HB  
1928 Chris Cagle, HB

1927 Bud Sprague, OT  
Chris Cagle, HB  
1926 Bud Sprague, OT  
Harry Wilson, HB  
1925 Charles Born, DE  
1924 Edgar Garbisch, C  
Gus Farwick, G  
1922 Edgar Garbisch, C  
1917 Elmer Oliphant, HB  
1916 Elmer Oliphant, HB  
1914 John McEwan, C  
1913 Louis Merillat, DE  
1911 Leland Devore, OT  
1907 William Erwin, OG  
1905 Henry Torney, B  
1904 Arthur Tipton, C  
1902 Paul Bunker, HB  
Robert Boyers, C  
1901 Paul Bunker, HB  
Charles Daly, QB  
1900 Walter Smith, DE  
1898 Charles Romeyn, B

### East Carolina

1991 Robert Jones, LB

### Houston

1989 Andre Ware, QB  
1988 Jason Phillips, WR  
1980 Leonard Mitchell, DT  
1976 Wilson Whitley, DT  
1970 Elmo Wright, WR  
1969 Bill Bridges, OG  
1967 Rich Stotter, OG

### Memphis

1976 Eric Harris, DB

### Tulane

1941 Ernie Blandin, T  
1939 Harley McCollum, T  
1932 Don Zimmerman, RB  
1931 Jerry Dalrymple, DE

## ASSOCIATED PRESS/UPI ALL-AMERICA

### FIRST TEAM

#### Cincinnati

1977 Mike Woods, LB  
1975 Tom Marvaso, DB  
1975 Clarence Sanders, LB

#### East Carolina

1991 Robert Jones, LB  
1983 Terry Long, OG  
1982 Jody Schulz, DE  
1981 Tootie Robbins, OT  
1979 Wayne Inman, OG  
1976 Cary Godette, DE  
1974 Danny Kepley, LB

#### Houston

1989 Andre Ware, QB  
1988 Jason Phillips, WR

1980 Leonard Mitchell, DT  
1976 Wilson Whitley, DT  
1970 Elmo Wright, WR  
1969 Bill Bridges, OG  
1967 Rich Stotter, OG

### Louisville

1994 Jamie Asher, TE

### Memphis

1992 Joe Allison, K

### Southern Miss

1972 Ray Guy, P  
1958 Hugh McInnis, DE  
1958 Dan Yenko, DE  
1954 Hamp Cook, G  
1951 Phil Musmeci, OT  
1951 Bucky McElroy, FB

### Tulane

1987 Marc Zeno, WR  
1941 Ernie Blandin, T  
1939 Harley McCollum, T  
1932 Don Zimmerman, RB  
1931 Jerry Dalrymple, DE

## SECOND TEAM

### Cincinnati

1970 Bob Bell, DT  
1968 Greg Cook, QB  
1961 Ken Byers, T

### East Carolina

1992 Tom Scott, OT  
1991 Dion Johnson, WR/RS  
1975 Jim Bolding, S

### Houston

1988 Johnny Jackson, DB  
1982 Maceo Fifer, OT  
1981 Maceo Fifer, OT  
1974 Mack Mitchell, DE  
1973 Deryl McGallion, LB  
1971 Robert Newhouse, RB

### Louisville

1993 Anthony Bridges, DB  
1972 Tom Jackson, LB  
1972 Howard Stevens, RB

### Memphis

1964 Harry Schuh, OT

### Southern Miss

1950 Bubba Phillips, HB  
1947 Jay Smith, DE

### Tulane

1967 Bobby Duhon, DB  
1943 Lester Gatewood, C

# All-Time Honors



## THIRD TEAM

### East Carolina

1990 Robert Jones, LB

### Houston

1993 Ryan McCoy, LB  
 1990 Manny Hazard, WR  
 1990 David Klingler, QB  
 1978 Chuck Brown, C  
 1970 Charlie Hall, LB  
 1969 Jim Strong, RB  
 1969 Elmo Wright, WR  
 1968 Johnny Peacock, DB

### Louisville

1996 Sam Madison, Louisville  
 Tyrus McCloud, Louisville  
 1995 Roman Oben, OL  
 1990 Mark Sander, LB

### Memphis

1995 Jerome Woods, DB  
 1969 David Berrong, DB

### Southern Miss

1990 Kerry Valrie, DB  
 1981 Reggie Collier, QB  
 1973 Fred Cook, DE

### Tulane

1974 Charles Hall, DT  
 1970 Rich Kingrea, LB

## ALL-AMERICA

### Football News

#### First Team

1996 Sam Madison, Louisville

#### Second Team

1996 Tyrus McCloud, Louisville

#### Third Team

1996 Marchant Kenney, Southern Miss

#### Honorable Mention

1996 Antowain Smith, Houston

### Sporting News

#### Second Team

1996 Tyrus McCloud, Louisville

#### Freshman All-America

1996 Adalius Thomas, Southern Miss

### College Football Chronicle

#### Unsung Hero All-America

1996 Karr Shannon, Southern Miss

## POSTSEASON ALL-STARS

### 1996

#### Blue-Gray Game

FS Chris Hewitt, Cincinnati  
 DT Marvin Thomas, Memphis  
 C Ken Newton, Memphis  
 OL Daryl Terrell, Southern Miss  
 FB Jerald Sowell, Tulane

#### Senior Bowl

WR/KR Robert Tate, Cincinnati  
 RB Antowain Smith, Houston  
 OT Marcus Spriggs, Houston  
 LB Tyrus McCloud, Louisville  
 DT Marvin Thomas, Memphis  
 K Johnny Lomoro, Southern Miss  
 FB Jerald Sowell, Tulane

#### East-West Shrine Game

OL Daryl Terrell, Southern Miss  
 CB Sam Madison, Louisville  
 LB Tyrus McCloud, Louisville

## ACADEMIC ALL-AMERICA


1996 Joseph Parker, Army  
 Scott Eichelberger, Army  
 Jeremy Chapman, Army  
 Dave Beard, Army  
 1995 Joseph Parker, Army  
 1994 Brandon Brookfield, P, LOU  
 Eric Oliver, Army  
 1993 John Lane, Army  
 1992 Gary Bouldin, TE, Memphis  
 Pat Jansen, DT, Memphis  
 Mike McElrath, Army  
 James Singleton, DE, USM  
 1991 Kris Bjorson, TE, Cincinnati  
 James Singleton, DE, USM  
 Erik Watts, QB, Louisville  
 1990 Kyle Stroh, DT, Cincinnati  
 1989 Jeff Jones, P, Cincinnati  
 Mike Thorson, Army  
 1988 Keith Jenkins, DE, Houston  
 1983 Jason Stargel, WR, Cincinnati  
 1981 Kari Yii-Renko, OT, Cincinnati  
 1978 Gerry Sheridan, OT, Tulane  
 1977 Kevin Rollwage, OT, Houston  
 1976 Mark Mohr, CB, Houston  
 Kevin Rollwage, OT, Houston  
 1971 David Hebert, DB, Tulane  
 1969 Ed Kioboves, OG, Cincinnati  
 Jim O'Brien, SE/K, Cincinnati  
 Elmo Wright, WR, Houston  
 1968 Chuck Odom, OT, Houston  
 1967 Rich Stotter, OG, Houston  
 1964 Horst Paul, DE, Houston  
 1963 Dave Casinelli, FB, Memphis  
 1961 Joe LeSage, OT, Tulane  
 1959 Dave Canary, DE, Cincinnati



Sam Madison



Jerome Woods



Sam Garnes



# All Time Team vs. Team

## ARMY vs. CINCINNATI

(Army leads 1-0-0)

1963 at Army 22 Cincinnati 0

## ARMY vs. EAST CAROLINA

(East Carolina leads 1-0-0)

1995 at East Carolina 31 Army 25

## ARMY vs. HOUSTON

(Have never met)

## ARMY vs. LOUISVILLE

(Army leads 2-1-0)

1994 Army 30 at Louisville 29

1991 Army 37 at Louisville 12

1983 at Louisville 31 Army 7

## ARMY vs. MEMPHIS

(Army leads 1-0-0)

1985 at Army 49 Memphis 7

## ARMY vs. SOUTHERN MISS

(Have never met)

## ARMY vs. TULANE

(Tulane leads 3-2-1)

1997 at Tulane 41 Army 0

1996 Army 34 Tulane 10

1976 Tulane 23 Army 10

1974 Tulane 31 at Army 14

1957 at Army 20 Tulane 14

1953 at Tulane 0 Army 0

## CINCINNATI vs. EAST CAROLINA

(East Carolina leads 9-2-0)

1997 at East Carolina 14 Cincinnati 7

1995 at Cincinnati 13 East Carolina 10

1994 at East Carolina 35 Cincinnati 21

1993 at Cincinnati 34 East Carolina 14

1992 at East Carolina 42 Cincinnati 21

1991 East Carolina 30 at Cincinnati 19

1990 at East Carolina 56 Cincinnati 32

1989 East Carolina 21 at Cincinnati 14

1988 East Carolina 49 at Cincinnati 14

1987 at East Carolina 56 Cincinnati 28

1986 at East Carolina 32 Cincinnati 19

## CINCINNATI vs. HOUSTON

(Houston leads 12-4-0)

1997 at Houston 41 Cincinnati 38 (ot)

1996 at Cincinnati 31 Houston 20

1993 Cincinnati 41 at Houston 17

1975 at Cincinnati 28 Houston 23

1974 at Houston 27 Cincinnati 6

1972 at Houston 49 Cincinnati 0

1971 Houston 12 at Cincinnati 3

1968 at Houston 71 Cincinnati 33

1965 at Houston 21 Cincinnati 6

1964 Cincinnati 20 at Houston 6

1962 at Houston 42 Cincinnati 14

1961 Houston 13 at Cincinnati 7

1960 at Houston 14 Cincinnati 0

1959 at Houston 13 Cincinnati 12

1958 Houston 34 at Cincinnati 13

1957 Houston 7 at Cincinnati 0

## CINCINNATI vs. LOUISVILLE

(Cincinnati leads 25-11-1)

1997 at Cincinnati 28 Louisville 9

1996 Cincinnati 10 at Louisville 7

1992 Louisville 27 at Cincinnati 17

1991 Cincinnati 30 at Louisville 7

1990 Louisville 41 at Cincinnati 16

1989 at Louisville 37 Cincinnati 17

1988 Louisville 21 at Cincinnati 6

1987 Cincinnati 25 at Louisville 0

1986 at Cincinnati 24 Louisville 17

1985 Cincinnati 31 at Louisville 9

1984 at Cincinnati 40 Louisville 21

1983 at Louisville 31 Cincinnati 23

1982 at Cincinnati 38 Louisville 16

1981 at Cincinnati 24 Louisville 0

1980 at Louisville 20 Cincinnati 0

1979 at Louisville 22 Cincinnati 19

1978 Louisville 28 at Cincinnati 14

1977 Cincinnati 17 at Louisville 17

1976 at Cincinnati 20 Louisville 6

1975 Cincinnati 46 at Louisville 27

1974 at Cincinnati 7 Louisville 6

1973 at Louisville 10 Cincinnati 8

1972 Louisville 38 at Cincinnati 13

1971 Cincinnati 19 at Louisville 16

1970 Louisville 28 at Cincinnati 14

1969 Cincinnati 31 at Louisville 21

1968 at Cincinnati 37 Louisville 7

1967 Cincinnati 13 at Louisville 7

1966 at Cincinnati 17 Louisville 3

1953 Cincinnati 41 at Louisville 0

1951 at Cincinnati 38 Louisville 0

1950 at Cincinnati 28 Louisville 20

1942 at Cincinnati 51 Louisville 0

1941 at Cincinnati 28 Louisville 7

1940 at Cincinnati 7 Louisville 0

1938 at Cincinnati 19 Louisville 9

1929 Cincinnati 7 at Louisville 0

## CINCINNATI vs. MEMPHIS

(Memphis leads 15-8-0)

1997 at Cincinnati 20 Memphis 17

1996 at Memphis 18 Cincinnati 16

1995 at Cincinnati 28 Memphis 3

1994 at Memphis 26 Cincinnati 3

1993 at Cincinnati 23 Memphis 20

1992 at Memphis 34 Cincinnati 14

1989 Memphis 34 at Cincinnati 17

1984 at Memphis 47 Cincinnati 7

1983 Memphis 43 at Cincinnati 10

1982 Cincinnati 16 at Memphis 7

1981 at Cincinnati 38 Memphis 7

1980 at Cincinnati 14 Memphis 10

1979 at Memphis 23 Cincinnati 17

1978 Cincinnati 34 at Memphis 14

1975 at Cincinnati 13 Memphis 3

1974 at Memphis 13 Cincinnati 7

1973 Memphis 17 at Cincinnati 13

1972 at Memphis 29 Cincinnati 24

1971 Memphis 45 at Cincinnati 21

1970 at Memphis 14 Cincinnati 10

1969 Memphis 52 at Cincinnati 6

1967 at Memphis 17 Cincinnati 0

1966 at Memphis 26 Cincinnati 14

## CINCINNATI vs. SOUTHERN MISS

(Cincinnati leads 5-4-0)

1997 Southern Miss 24 at Cincinnati 17

1996 at Southern Miss 21 Cincinnati 17

1995 at Cincinnati 16 Southern Miss 13

1992 at Southern Miss 31 Cincinnati 17

1991 at Cincinnati 17 Southern Miss 7

1979 at Southern Miss 24 Cincinnati 6

1978 at Cincinnati 26 Southern Miss 14

1977 at Cincinnati 17 Southern Miss 6

1976 Cincinnati 28 at Southern Miss 21

## CINCINNATI vs. TULANE

(Tulane leads 8-2-0)

1997 at Tulane 31 Cincinnati 17

1996 Tulane 34 at Cincinnati 14

1990 at Tulane 49 Cincinnati 7

1981 at Cincinnati 17 Tulane 13

1977 at Tulane 16 Cincinnati 13

1976 Cincinnati 21 at Tulane 14

1970 Tulane 6 at Cincinnati 3

1966 at Tulane 28 Cincinnati 21

1948 Tulane 6 at Cincinnati 0

1909 at Tulane 6 Cincinnati 0

## EAST CAROLINA vs. HOUSTON

(East Carolina leads 1-0-0)

1997 East Carolina 28 at Houston 27

## EAST CAROLINA vs. LOUISVILLE

(East Carolina leads 3-1-0)

1997 East Carolina 45 at Louisville 31

1967 at East Carolina 18 Louisville 13

1966 at Louisville 21 East Carolina 7

1965 East Carolina 34 at Louisville 20

## EAST CAROLINA vs. MEMPHIS

(East Carolina leads 6-2-0)

1997 at East Carolina 32 Memphis 10

1996 East Carolina 20 at Memphis 10

1995 at East Carolina 31 Memphis 17

1994 East Carolina 30 at Memphis 6

1993 Memphis 34 at East Carolina 7

1992 at Memphis 42 East Carolina 7

1991 at East Carolina 20 Memphis 13

1990 East Carolina 24 at Memphis 17

## EAST CAROLINA vs. SOUTHERN MISS

(Southern Miss leads series 17-6-0)

1997 Southern Miss 23 at ECU 13

1996 Southern Miss 28 at ECU 7

1995 ECU 36 at Southern Miss 34

1994 at ECU 31 Southern Miss 10

1993 at Southern Miss 24 ECU 16

1992 Southern Miss 38 at ECU 21

1991 ECU 48 at Southern Miss 20

1990 Southern Miss 16 at ECU 7

1989 at Southern Miss 41 ECU 27

1988 Southern Miss 45 at ECU 42

1987 at Southern Miss 38 ECU 34

1986 Southern Miss 23 at ECU 21

1985 at Southern Miss 27 ECU 0

1984 Southern Miss 31 at ECU 27

1983 ECU 10 at Southern Miss 6

1980 Southern Miss 35 at ECU 7

1978 at Southern Miss 17 ECU 16

1976 at ECU 48 Southern Miss 0

1973 ECU 13 at Southern Miss 0

1969 Southern Miss 14 at ECU 7

1968 at Southern Miss 65 ECU 0

1966 Southern Miss 35 at ECU 14

1951 at Southern Miss 40 ECU 0

## EAST CAROLINA vs. TULANE

(Series tied 1-1-0)

1997 at Tulane 33 East Carolina 16

1990 at East Carolina 38 Tulane 28

## HOUSTON vs. LOUISVILLE

(Houston leads 6-2-0)

1997 Houston 36 at Louisville 22

1996 at Houston 38 Louisville 7

1985 Houston 49 at Louisville 27

1984 Louisville 30 at Houston 28

1963 at Houston 21 Louisville 7

# All Time Team vs. Team



1962 Houston 27 at Louisville 25  
 1951 at Louisville 35 Houston 28  
 1950 at Houston 27 Louisville 7

## HOUSTON vs. MEMPHIS

*(Houston leads 6-5-0)*

1997 at Memphis 24 Houston 3  
 1996 at Houston 37 Memphis 20  
 1978 at Memphis 17 Houston 3  
 1975 at Memphis 14 Houston 7  
 1974 at Houston 13 Memphis 10  
 1973 Houston 35 at Memphis 21  
 1971 Houston 35 at Memphis 7  
 1968 Houston 27 at Memphis 7  
 1967 at Houston 35 Memphis 18  
 1966 Memphis 14 at Houston 13  
 1963 at Memphis 29 Houston 6

## HOUSTON vs. SOUTHERN MISS

*(Southern Miss leads 2-1-0)*

1997 at Southern Miss 33 Houston 0  
 1996 at Houston 56 USM 49 (ot)  
 1957 Southern Miss 27 Houston 12

## HOUSTON vs. TULANE

*(Houston leads 3-1)*

1997 Tulane 44 at Houston 10  
 1996 Houston 20 at Tulane 17  
 1973 Houston 47 Tulane 7 (Bluebonnet)  
 1968 at Houston 54 Tulane 7

## LOUISVILLE vs. MEMPHIS

*(Louisville leads 18-16-0)*

1997 at Memphis 21 Louisville 20  
 1996 at Louisville 13 Memphis 10  
 1995 Louisville 17 at Memphis 7  
 1994 at Louisville 10 Memphis 6  
 1993 Louisville 54 at Memphis 28  
 1992 at Louisville 16 Memphis 15  
 1991 at Memphis 35 Louisville 7  
 1990 at Louisville 19 Memphis 17  
 1989 Louisville 40 at Memphis 10  
 1988 at Louisville 29 Memphis 18  
 1987 at Memphis 43 Louisville 8  
 1986 at Louisville 34 Memphis 8  
 1983 Memphis at Louisville 7  
 1982 Louisville 39 at Memphis 19  
 1981 Louisville 14 at Memphis 7  
 1980 at Louisville 38 Memphis 14  
 1979 at Memphis 10 Louisville 6  
 1978 Memphis 29 at Louisville 22  
 1977 Louisville 14 at Memphis 13  
 1976 Memphis 26 at Louisville 14  
 1975 at Memphis 41 Louisville 7  
 1974 Memphis 16 at Louisville 10  
 1973 at Memphis 28 Louisville 21  
 1972 at Louisville 17 Memphis 0  
 1971 Louisville 26 at Memphis 20  
 1970 at Louisville 40 Memphis 27  
 1969 at Memphis 69 Louisville 19  
 1968 Memphis 44 at Louisville 14  
 1964 at Memphis 34 Louisville 0  
 1963 Memphis 25 at Louisville 0  
 1962 at Memphis 49 Louisville 0  
 1961 Memphis 28 at Louisville 13  
 1952 at Memphis 29 Louisville 25  
 1948 at Memphis 13 Louisville 7

## LOUISVILLE vs. SOUTHERN MISS

*(Southern Miss leads 16-5-1)*

1997 at Southern Miss 42 Louisville 24  
 1996 Southern Miss 24 at Louisville 7  
 1995 at Southern Miss 25 Louisville 21

1993 at Louisville 35 Southern Miss 27  
 1991 at Louisville 28 Southern Miss 14  
 1990 at Southern Miss 25 Louisville 13  
 1989 Southern Miss 16 at Louisville 10  
 1988 at Southern Miss 30 Louisville 23  
 1987 Southern Miss 65 at Louisville 6  
 1986 at Southern Miss 31 Louisville 16  
 1985 Southern Miss 42 Louisville 12  
 1984 at Southern Miss 34 Louisville 25  
 1983 Southern Miss 27 Louisville 3  
 1982 at Southern Miss 48 Louisville 0  
 1981 at Louisville 13 Southern Miss 10  
 1980 Louisville 6 at Southern Miss 3  
 1979 at Louisville 10 Southern Miss 10  
 1978 at Southern Miss 37 Louisville 3  
 1952 at Southern Miss 55 Louisville 26  
 1951 at Louisville 14 Southern Miss 13  
 1950 at Southern Miss 34 Louisville 28  
 1949 at Southern Miss 26 Louisville 21

## LOUISVILLE vs. TULANE

*(Louisville leads 5-1-0)*

1997 Tulane 64 at Louisville 33  
 1996 Louisville 23 at Tulane 20  
 1995 at Louisville 34 Tulane 14  
 1988 Louisville 38 at Tulane 35  
 1987 at Louisville 42 Tulane 40  
 1986 Louisville 23 at Tulane 12

## MEMPHIS vs. SOUTHERN MISS

*(Southern Miss leads 31-16-1)*

1997 Southern Miss 42 at Memphis 18  
 1996 at Southern Miss 16 Memphis 0  
 1995 Southern Miss 17 at Memphis 9  
 1994 at Southern Miss 20 Memphis 3  
 1993 at Memphis 20 Southern Miss 9  
 1992 at Southern Miss 23 Memphis 21  
 1991 at Memphis 17 Southern Miss 12  
 1990 at Southern Miss 23 Memphis 7  
 1989 Southern Miss 31 at Memphis 7  
 1988 at Southern Miss 34 Memphis 27  
 1987 Southern Miss 17 at Memphis 14  
 1986 at Southern Miss 14 Memphis 9  
 1985 Southern Miss 14 at Memphis 7  
 1984 Memphis 23 at Southern Miss 13  
 1983 Southern Miss 27 at Memphis 20  
 1982 at Southern Miss 34 Memphis 13  
 1981 Southern Miss 10 at Memphis 0  
 1979 at Southern Miss 22 Memphis 0  
 1978 Southern Miss 13 at Memphis 10  
 1977 at Memphis 42 Southern Miss 14  
 1976 at Southern Miss 14 Memphis 12  
 1975 Southern Miss 21 at Memphis 7  
 1974 Southern Miss 6 at Memphis 0  
 1973 Southern Miss 13 at Memphis 10  
 1972 Southern Miss 14 Memphis 14  
 (Jackson, Miss.)  
 1971 at Memphis 27 Southern Miss 12  
 1970 at Memphis 33 Southern Miss 0  
 1969 at Memphis 37 Southern Miss 7  
 1968 at Memphis 29 Southern Miss 7  
 1967 Memphis 24 Southern Miss 8  
 (Jackson, Miss.)  
 1966 at Memphis 6 Southern Miss 0  
 1965 Southern Miss 21 Memphis 16  
 (Jackson, Miss.)  
 1964 Southern Miss 20 Memphis 18  
 (Jackson, Miss.)  
 1964 Southern Miss 20 Memphis 14  
 1963 Memphis 28 Southern Miss 7  
 (Jackson, Miss.)  
 1962 at Memphis 8 Southern Miss 6  
 1961 at Memphis 21 Southern Miss 7

1960 Memphis 7 at Southern Miss 6  
 1959 at Memphis 21 Southern Miss 6  
 1958 at Southern Miss 24 Memphis 22  
 1957 Southern Miss 14 at Memphis 6  
 1956 at Southern Miss 27 Memphis 0  
 1955 Southern Miss 34 at Memphis 14  
 1954 at Southern Miss 34 Memphis 21  
 1953 at Memphis 27 Southern Miss 13  
 1952 at Southern Miss 27 Memphis 20  
 1936 at Southern Miss 25 Memphis 0  
 1935 Southern Miss 12 at Memphis 0

## MEMPHIS vs. TULANE

*(Memphis leads 10-9-1)*

1997 at Tulane 26 Memphis 14  
 1996 at Memphis 17 Tulane 10  
 1995 Memphis 23 at Tulane 8  
 1994 at Memphis 13 Tulane 0  
 1992 Memphis 62 at Tulane 20  
 1990 at Memphis 21 Tulane 14  
 1989 at Tulane 38 Memphis 34  
 1988 at Tulane 20 Memphis 19  
 1987 at Memphis 45 Tulane 36  
 1986 at Tulane 15 Memphis 6  
 1985 at Memphis 38 Tulane 21  
 1984 at Tulane 14 Memphis 9  
 1983 at Memphis 28 Tulane 25  
 1982 at Tulane 17 Memphis 10  
 1981 Tulane 24 at Memphis 7  
 1980 at Tulane 21 Memphis 16  
 1978 at Tulane 41 Memphis 24  
 1977 at Memphis 27 Tulane 9  
 1976 Memphis 14 at Tulane 7  
 1954 at Tulane 13 Memphis 13

## SOUTHERN MISS vs. TULANE

*(Southern Miss leads 14-5-0)*

1997 at Southern Miss 34 Tulane 13  
 1996 Southern Miss 31 at Tulane 28  
 1995 at Southern Miss 45 Tulane 0  
 1994 Southern Miss 25 at Tulane 10  
 1993 Tulane 17 at Southern Miss 15  
 1992 Southern Miss 17 at Tulane 7  
 1991 at Southern Miss 47 Tulane 14  
 1990 Southern Miss 26 at Tulane 14  
 1989 at Southern Miss 30 Tulane 21  
 1988 Southern Miss 38 at Tulane 13  
 1987 at Southern Miss 31 Tulane 24  
 1986 at Tulane 35 Southern Miss 20  
 1985 at Southern Miss 24 Tulane 6  
 1984 at Tulane 35 Southern Miss 7  
 1983 Tulane 14 at Southern Miss 7  
 1982 Southern Miss 22 at Tulane 10  
 1981 at Southern Miss 21 Tulane 3  
 1980 Southern Miss 17 at Tulane 14  
 1979 Tulane 20 at Southern Miss 19

## ALL-TIME RECORDS

<b>Army</b>	108 seasons	611-348-51 (.633)
<b>Cincinnati</b>	111 seasons	464-477-51 (.493)
<b>East Carolina</b>	62 seasons	307-282-11 (.521)
<b>Houston</b>	52 seasons	295-250-15 (.540)
<b>Louisville</b>	81 seasons	344-375-17 (.479)
<b>Memphis</b>	82 seasons	371-376-32 (.497)
<b>Southern Miss</b>	81 seasons	449-303-27 (.594)
<b>Tulane</b>	105 seasons	431-489-36 (.470)



**ARMY**

Joel Davis

G Cincinnati

**CINCINNATI**

Vaughn Booker DE  
 Ronnie Dixon DT  
 Sam Garnes DB  
 Chris Hewitt DB  
 George Jamison LB  
 Anthony Ladd WR  
 Robert Tate WR

Green Bay  
 New York Jets  
 New York Giants  
 New Orleans  
 Kansas City  
 New England  
 Minnesota

**EAST CAROLINA**

Jeff Blake QB  
 Carlester Crumpler TE  
 John Jett P  
 Robert Jones LB  
 George Koonce LB  
 Ernie Logan DE  
 Emmanuel McDaniel DB  
 Jerris McPhail RB  
 Scott Richards TE

Cincinnati  
 Seattle  
 Detroit  
 Miami  
 Green Bay  
 Carolina  
 Indianapolis  
 Miami  
 Baltimore

**HOUSTON**

Allen Aldridge LB  
 Kimble Anders FB  
 Glenn Cadrez LB  
 Chuck Clements QB  
 Jimmy Herndon OT  
 Mike Gisler G  
 Lamar Lathon LB  
 Dedric Mathis CB  
 Ryan McCoy LB  
 Billy Milner OT  
 Monty Montgomery DB  
 Antowain Smith RB  
 Lamar Smith RB  
 Marcus Spriggs OL  
 Jermaine Williams RB  
 Gerome Williams DB

Detroit  
 Kansas City  
 Denver  
 New York Jets  
 Chicago  
 New York Jets  
 Carolina  
 Chicago  
 Denver  
 St. Louis  
 Indianapolis  
 Buffalo  
 New Orleans  
 Buffalo  
 Oakland  
 San Diego

**LOUISVILLE**

David Akers K  
 Bruce Armstrong OT  
 Jamie Asher TE  
 Aaron Bailey WR  
 Jeff Brohm QB  
 Ray Buchanan S  
 Tom Cavallo LB  
 Rico Clark DB  
 Jerry Crafts OT  
 Joe Johnson DE  
 Sam Madison DB  
 Tyrus McCloud LB  
 Roman Oben OT  
 Carl Powell DE  
 Ted Washington DT  
 Klaus Wilmsmeyer P

Atlanta  
 New England  
 Washington  
 Indianapolis  
 Tampa Bay  
 Atlanta  
 Louisville  
 Indianapolis  
 Philadelphia  
 New Orleans  
 Miami  
 Baltimore  
 New York Giants  
 Indianapolis  
 Buffalo  
 Miami

**MEMPHIS**

David Brandon LB  
 Isaac Bruce WR  
 Russell Copeland WR  
 Scott Dill OT

Atlanta  
 St. Louis  
 Philadelphia  
 Minnesota

# Players in the Pros

Richard Hogans LB Chicago  
 Ken Irvin CB Buffalo  
 James Logan LB Seattle  
 Steve Matthews QB Jacksonville  
 Tony Semple G Detroit  
 Marvin Thomas DE Detroit  
 Tony Williams DT Minnesota  
 Jerome Woods DB Kansas City

**SOUTHERN MISS**

Fred Brock WR Arizona  
 Perry Carter CB Oakland  
 Brett Favre QB Green Bay  
 Bobby Hamilton DE New York Jets  
 Michael Jackson WR Baltimore  
 Jeff Posey DE San Francisco  
 Daryl Terrell OT New Orleans

**TULANE**

Corey Dowden CB Baltimore  
 Ruffin Hamilton LB Atlanta  
 Richard Harvey LB New Orleans  
 Lonnie Marts LB Tennessee  
 Jerald Sowell FB New York Jets



*Brett Favre, Green Bay*



*Monty Montgomery, Indianapolis*



*Jeff Blake, Cincinnati*

# Players in the Pros



## 1998 DRAFTEES

### Second Round

Artrell Hawkins, DB, Cincinnati  
Patrick Surtain, DB, Southern Miss

### Third Round

Brad Jackson, LB, Cincinnati  
Larry Shannon, WR, East Carolina

### Fourth Round

Jason Fabini, OL, Cincinnati  
Leonta Rheams, DL, Houston

### Fifth Round

Terry Hardy, TE, Southern Miss

### Sixth Round

Harold Shaw, RB, Southern Miss  
Derrick Random, DL, Cincinnati  
Jamaal Alexander, DB, Southern Miss

### Seventh Round

Ben Fricke, C, Houston  
Rodrick Monroe, TE, Cincinnati

Cincinnati  
Miami

Miami  
Miami

New York Jets  
New England

Arizona

New England  
Kansas City  
Detroit

New York Giants  
Dallas

## 1998 FREE AGENT SIGNEES

Pierre Brilliant, OL, Cincinnati  
Maurice Bryant, WR, Houston  
Cory Geason, TE, Tulane  
Dan Gonzalez, QB, East Carolina  
Dwight Henry, CB, East Carolina  
Marchant Kenney, LB, Southern Miss  
Mike Parker, LB, Houston  
Perry Phenix, DB, Southern Miss  
Terry Rice-Lockett, LB, Louisville  
Bobby Rodriguez, FB, Houston  
Antoine Simpson, DT, Houston  
Landon Smith, FB, Cincinnati

Jacksonville  
Tennessee  
Dallas  
Dallas  
San Francisco  
Arizona  
Tennessee  
Tennessee  
Kansas City  
Dallas  
Miami  
Miami

## 1997 DRAFTEES

### First Round

Antowain Smith, RB, Houston

### Second Round

Sam Madison, DB, Louisville

### Fourth Round

Delmonico Montgomery, DB, Houston  
Tyrus McCloud, LB, Louisville

### Fifth Round

Lamont Burns, OG, East Carolina  
Sam Garnes, S, Cincinnati  
Tony Williams, DT, Memphis  
Carl Powell, DE, Louisville

### Sixth Round

Robert Tate, WR, Cincinnati  
Marcus Spriggs, OT, Houston  
Chuck Clements, QB, Houston  
Richard Hogans, LB, Memphis

### Seventh Round

Jerald Sowell, FB, Tulane  
Marvin Thomas, DE, Memphis

Buffalo

Miami

Indianapolis  
Baltimore

New York Jets  
New York Giants  
Minnesota  
Indianapolis

Minnesota  
Buffalo  
New York Jets  
Chicago

Green Bay  
Chicago

## 1996 DRAFTEES

### First Round

Jerome Woods, S, Memphis

### Second Round

Dedric Mathis, CB, Houston

### Third Round

Roman Oben, OL, Louisville

### Fifth Round

Alan Campos, LB, Louisville  
Jimmy Herndon, OL, Houston

Kansas City

Indianapolis

New York Giants

Dallas  
Jacksonville



Antowain Smith, Buffalo



Michael Jackson, Baltimore



Isaac Bruce, St. Louis



CONFERENCE USA



# SID Directory

35 E. Wacker Drive Suite 650  
Chicago, IL 60601  
312/553-0483  
FAX 312/553-0495/0496  
bjteter@c-usa.org  
erikaah@c-usa.org  
rdanderson@c-usa.org

Brian Teter, Assistant Commissioner  
Erika Amstadt Hirschfield, Director of  
Creative Services  
Russell Anderson, Director of  
Information Services  
Matt Lloyd, Assistant Director of  
Information Services

ARMY



Building 639, Howard Road  
West Point, NY 10996  
914/938-3512 Fax 914/446-2556  
yr7587@exmail.usma.army.mil

*\*Bob Beretta, Director*  
Mike Albright, Assistant  
Mady Salvani, Assistant  
Jon Terry, Assistant

CINCINNATI



309 Laurence Hall  
Cincinnati, OH 45221-0021  
513/556-5191 Fax 513/556-0619  
brian.mccann@uc.edu

Tom Hathaway, Director  
*\*Brian McCann, Associate*  
Michele Dubert, Assistant

EAST CAROLINA



Ward Sports Medicine Building  
Greenville, NC 27858  
919/328-4522 Fax 919/328-4528  
reillyn@mail.ecu.edu

*\*Norm Reilly, Assistant Athletic Director*  
TBA, Assistant  
Jerry Trickie, Assistant

HOUSTON



3100 Cullen Boulevard  
Houston, TX 77004  
713/743-9404 Fax 713/743-9411  
dturner@uh.edu

*\*Donna Turner, Assistant Athletic Director*  
Rick Poulter, Assistant  
John Sullivan, Assistant

LOUISVILLE



Student Activities Center  
Floyd and Brandeis Streets  
Louisville, KY 40292  
502/852-6581 Fax 502/852-7401  
kehorn01@homer.louisville.edu

Kenny Klein, Assistant Athletic Director  
Nancy Smith, Associate  
*\*Ken Horn, Assistant*  
Brent Stastny, Assistant

MEMPHIS



205 Athletic Office Building  
570 Normal  
Memphis, TN 38152  
901/678-2337 Fax 901/678-4134  
bwinn@cc.memphis.edu

*\*Bob Winn, Assistant Athletic Director*  
Mark Owens, Associate  
Jennifer Rodriguez, Assistant

SOUTHERN MISS



Southern Station, Box 5161  
Hattiesburg, MS 39406-5161  
601/266-4503 Fax 601/266-4507  
regiel.napier@usm.edu

*\*Regiel Napier, Director*  
Shirley Hill, Associate  
Ricky Hazel, Assistant

TULANE



Wilson Center  
Ben Weiner Drive  
New Orleans, LA 70118-5681  
504/865-5506 Fax 504/865-5512

*\*Scott Stricklin, Assistant Athletic Director*  
Richard Paige, Assistant

*\*Football Contact*

# Liberty Bowl



**C**onference USA will be entering its third year of a multi-year agreement with the AXA/Equitable Liberty Bowl to send its regular season champion to the Memphis, Tenn.-based bowl. The C-USA champion will play an opponent to be selected by the AXA/Equitable Liberty Bowl.

As part of the AXA/Equitable Liberty Bowl Festival's week-long activities, a Basketball Challenge featuring the University of Memphis and a C-USA opponent has been incorporated. Last season, Memphis opened league play with a win over Tulane.

Throughout its 39-year history, the Liberty Bowl has seen legendary coaches and players take part in its games. Legendary mentors like Paul "Bear" Bryant, Tommy Prothro, Frank Broyles, Johnny Majors, Lou Holtz, Joe Paterno and Tom Osborne, have prowled the Liberty Bowl's sidelines. Former Heisman Trophy winners Bo Jackson, Doug Flutie and Ricky Bell headline the list of all-star players that have participated in the Memphis classic.

This year's game is scheduled for Thursday, December 31 and will be televised live by ESPN at 12:30 p.m. CST.

## C-USA SCHOOLS IN THE LIBERTY BOWL

### 1970 TULANE 17, Colorado 3

A two-touchdown underdog, Tulane celebrated its first bowl trip in 31 years by upsetting Colorado, 17-3. The Green Wave were able to secure victory by holding a Colorado offense that had averaged 422.9 yards and 30.6 points in the regular season to 175 yards and three points. David Abercrombie rushed for 128 yards and both of Tulane's touchdowns.

### 1979 Penn State 9, TULANE 6

In a game that was played in a driving rainstorm, Penn State's Herb Menhardt kicked a 20-yard field goal with 18 seconds remaining to give the Nittany Lions the victory. Former NFL kicker Eddie Murray booted two field goals for Tulane, which finished the season with a 9-3 record.

### 1993 LOUISVILLE 18, Michigan State 7

Louisville quarterback Jeff Brohm completed 19 passes in 29 attempts for 197 yards and a touchdown to earn MVP honors after leading the Cardinals to an 18-7 win over Michigan State. The win was U of L's first against a Big Ten team and allowed the Cards to finish with a 9-3 record.

### 1994 Illinois 30, EAST CAROLINA 0

The Pirates made their first-ever trip to the St. Jude Liberty Bowl and brought a boisterous contingent of 15,000 fans to Memphis. However, East Carolina ran into a strong Illinois defense and were unable to dent the scoreboard, dropping a 30-0 decision to the Illini.

### 1995 EAST CAROLINA 19, Stanford 13


East Carolina's Chad Holcomb kicked four field goals and Daren Hart returned an interception 39 yards for the Pirates only touchdown as ECU downed Stanford, 19-13. The win gave the Pirates, champions of the Liberty Bowl Alliance, a final record of 9-3.

### 1996 Syracuse 30, HOUSTON 17

Houston made its first bowl appearance in eight seasons, but found Syracuse's running game too much to handle, as the No. 22 Orangemen prevailed, 30-17. Running back Antowain Smith provided the Cougars offensive firepower, rushing for 123 yards and scoring both of UH's touchdowns.

### 1997 SOUTHERN MISS 41, Pittsburgh 7

Wide receiver Sherrod Gideon caught three touchdown passes from QB Lee Roberts and Southern Miss scored a Liberty Bowl-record three defensive touchdowns as the Golden Eagles posted their first bowl win in nine seasons. The 34-point victory was the largest margin in the 39-year history of the bowl.



## ALL-TIME RESULTS

### at Philadelphia

1959	Penn State 7, Alabama 0
1960	Penn State 41, Oregon 12
1961	Syracuse 15, Miami (Fla.) 14
1962	Oregon State 6, Villanova 0
1963	Mississippi St. 16, N.C. St. 12

### at Atlantic City

1964	Utah 32, West Virginia 6
------	--------------------------

### at Memphis

1965	Mississippi 13, Auburn 7
1966	Miami (Fla.) 14, Virginia Tech 7
1967	N.C. St. 14, Georgia 7
1968	Mississippi 34, Virginia Tech 17
1969	Colorado 47, Alabama 33
1970	Tulane 17, Colorado 3
1971	Tennessee 14, Arkansas 13
1972	Georgia Tech 31, Iowa State 30
1973	N.C. St. 31, Kansas 18
1974	Tennessee 7, Maryland 3
1975	Southern California 20, Texas A&M 0
1976	Alabama 36, UCLA 6
1977	Nebraska 21, North Carolina 17
1978	Missouri 20, Louisiana State 15
1979	Penn State 9, Tulane 6
1980	Purdue 28, Missouri 25
1981	Ohio State 31, Navy 28
1982	Alabama 21, Illinois 15
1983	Notre Dame 19, Boston College 18
1984	Auburn 21, Arkansas 15
1985	Baylor 21, Louisiana State 7
1986	Tennessee 21, Minnesota 14
1987	Georgia 20, Arkansas 17
1988	Indiana 34, South Carolina 10
1989	Mississippi 42, Air Force 29
1990	Air Force 23, Ohio State 11
1991	Air Force 38, Mississippi State 15
1992	Mississippi 13, Air Force 0
1993	Louisville 18, Michigan State 7
1994	Illinois 30, East Carolina 0
1995	East Carolina 19, Stanford 13
1996	Syracuse 30, Houston 17
1997	Southern Miss 41, Pittsburgh 7

# 1998 COMPOSITE SCHEDULE

	<b>ARMY</b>	<b>CINCINNATI</b>	<b>EAST CAROLINA</b>	<b>HOUSTON</b>	<b>LOUISVILLE</b>	<b>MEMPHIS</b>	<b>SOUTHERN MISS</b>	<b>TULANE</b>
September 5		<b>TULANE</b>	at Virginia Tech	at California	KENTUCKY	at Mississippi	at Penn St.	<i>at Cincinnati</i>
September 12	MIAMI (OHIO)	MIAMI (FLA.)	CHATTANOOGA	MINNESOTA	at Utah	MISSISSIPPI ST.		at SMU
September 19	<b>CINCINNATI</b>	<i>at Army</i>	at Ohio	UCLA	at Illinois	at Minnesota	TEXAS A&M	
September 26	at Rutgers	INDIANA		at Tennessee	BOSTON COLLEGE		SW LA.	NAVY
October 3	<i>at East Carolina</i>	<i>at Louisville</i>	<b>ARMY</b>	<b>MEMPHIS</b>	<b>CINCINNATI</b>	<i>at Houston</i>	<i>at Tulane</i>	<b>SOUTHERN MISS</b>
October 10	<i>at Houston</i>	at Syracuse	UAB	<b>ARMY</b>	<i>at Southern Miss</i>	ARKANSAS	<b>LOUISVILLE</b>	
October 17	<b>SOUTHERN MISS</b>	<i>at Memphis</i>	at Alabama		<i>at Tulane</i>	<b>CINCINNATI</b>	<i>at Army</i>	<b>LOUISVILLE</b>
October 24	at Notre Dame	MIAMI (OHIO)	<i>at Southern Miss</i>	at North Texas	<b>MEMPHIS</b>	<i>at Louisville</i>	<b>EAST CAROLINA</b>	at Rutgers
October 31			<b>HOUSTON</b>	<i>at East Carolina</i>	W. KENTUCKY	ARKANSAS ST.	at Alabama	SW LA.
November 7	AIR FORCE	<b>EAST CAROLINA</b>	<i>at Cincinnati</i>	<b>SOUTHERN MISS</b>		<b>TULANE</b>	<i>at Houston</i>	<i>at Memphis</i>
November 14	<b>TULANE</b>	<b>HOUSTON</b>	<b>LOUISVILLE</b>	<i>at Cincinnati</i>	<i>at East Carolina</i>	<i>at Southern Miss</i>	<b>MEMPHIS</b>	<i>at Army</i>
November 21	<i>at Louisville</i>	at Arkansas St.	<i>at Memphis</i>	<i>at Tulane</i>	<b>ARMY</b>	<b>EAST CAROLINA</b>	at Nevada	<b>HOUSTON</b>
November 26								LOUISIANA TECH
December 5	vs. Navy							