



CONFERENCE USA

5201 N. O'Connor Blvd., Suite 300 • Irving, TX 75039

ConferenceUSA.com

Main Number: (214) 774-1300 • Media Relations Fax: (214) 496-0055

Commissioner: Britton Banowsky

Executive Associate Commissioner: Judy MacLeod (jmacleod@c-usa.org)

Associate Commissioner: Alfred White (awhite@c-usa.org)

Associate Commissioner: Kelly Carney (kcarney@c-usa.org)

Assistant Commissioner for Football and Baseball Operations:

Russ Anderson (rdanderson@c-usa.org)

Assistant Commissioner for Sports Services: Chris Woolard (cwoolard@c-usa.org)

Assistant Commissioner for Business Affairs: Catrina Gibson (cgibson@c-usa.org)

Assistant Commissioner for Public Affairs:

Courtney Morrison-Archer (cmarcher@c-usa.org)

Assistant Commissioner for Compliance and Academics:

Robert Philippi (rphilippi@c-usa.org)

Director of Compliance: Charolette Hunt (clhunt@c-usa.org)

Director of Events: Monay Wallin (mwallin@c-usa.org)

Director of Sports Services: Keisha Dunlap (kdunlap@c-usa.org)

Director of Sports Services: Donyale Canada (dcanada@c-usa.org)

Associate Director of Media Relations: Debbie Davis (ddavis@c-usa.org)

Associate Director of Marketing/Events: Emily Agler (eagler@c-usa.org)

Assistant Director of Media Relations: Tod Meisner (tmeisner@c-usa.org)

Executive Assistant to the Commissioner: Mandy White (mwhite@c-usa.org)

Coordinator of Student Athlete Services: Callie Hubbell (chubbell@c-usa.org)

Administrative Assistant: Annette Trabanco (atrabanco@c-usa.org)

Coordinator of Men's Basketball Officials: Dale Kelley

Coordinator of Creative Services: Erika Amstadt Hirschfield

2	Preseason Awards
3-4	Notebook
5-6	Composite Schedule
7	Television and Radio
8-17	Conference USA
18	Officials/Rules Changes
	THE TEAMS
19-22	East Carolina
23-26	Houston
27-30	Marshall
31-34	Memphis
35-38	Rice
39-42	SMU
43-46	Southern Miss
47-50	Tulane
51-54	Tulsa
55-58	UAB
59-62	UCF
63-66	UTEP
67	Standings/Postseason Results
68	Honors/Awards
69	Statistics – Individual All Games
70	Statistics – Team All Games
71	Statistics – Individual C-USA Games
72	Statistics – Team C-USA Games
73	Individual/Team Superlatives
74	2005-06 Notebook
75-76	Individual Single Game Records
77-78	Team Single Game Records
79-80	Individual Single Season Records
81-82	Team Single Season Records
83-86	Championship Records
87-88	All-Time Championship Results
89	Class Records
90-91	Career Records
92	Coaches Year-by-Year Records
93	Coaches Postseason Records
94-95	Miscellaneous Team Records
96-97	C-USA vs. the Conferences
98	Misc. Team Records/Team vs. Team
99-100	Annual Standings
101-104	Annual Leaders
105-110	All-Time Awards
111	NCAA Postseason History
112	NIT Postseason History
113-115	All-Time Postseason Results
116	Players in the Pros
117	2007 NCAA Championship
118	Media Services
119	SID Directory

CREDITS

The 2006-07 Men's Basketball Media Guide is a publication of Conference USA. For additional information and copies, please contact the C-USA Media Relations Department.

Editor and Design: Erika Amstadt Hirschfield

Cover Design: Steve Klink

Research and Compilation: Courtney Morrison Archer

Contributing: Russell Anderson, Debbie Davis, Tod Meisner, Ryan Powell

Photography: Courtesy of Sports Information Departments and NBA

Typesetting: Alpha Beta Press, Tinley Park, Ill.

Printing: EBSCO Media, Birmingham, Ala.

The conference extends special thanks to the C-USA sports information staffs for their assistance in preparation of this publication.

© 2006 Conference USA

TEAM C-USA: DEDICATED TO EXCELLENCE

Conference USA tips off the 2006-07 season Friday, November 10. With a new season underway, Conference USA has renewed its commitment to excellence with the "Team C-USA: Dedicated to Excellence" campaign. The focus of this campaign is the league's dedication to excellence, integrity and leadership in athletics, academics and the community. The campaign also supports the league's strategic plan and core values.

The 2006-07 C-USA Men's Basketball guide has been produced to assist you in covering the league. Additional information is always available on the league's official website, ConferenceUSA.com. Should you have questions or need information, please contact the C-USA media and public relations staff at 214/774-1300. We are always happy to assist you!

MEMPHIS CHOSEN AS REPEAT PRESEASON CONFERENCE USA FAVORITE Rice's Morris Almond Named Preseason Player of the Year



Coming off a No. 1 seed in the 2006 NCAA Tournament, the Memphis Tigers repeat as the unanimous preseason favorite to win the 2006-07 C-USA regular-season crown, according to the league's coaches. Rice's Morris Almond, a preseason All-America candidate, was the unanimous selection by coaches as the Preseason Player of the Year.

Memphis is coming off its sixth straight postseason appearance in five years under head coach John Calipari, having advanced to the NCAA Elite Eight last spring and tallying a nation's best 33 wins (tying national champion Florida). The Tigers welcome back a pair of standout starters, who join Almond on the Preseason All-Conference Team. Sophomore Chris Douglas-Roberts is the Tigers' top returning scorer (8.3 ppg), placing fourth last season behind three players on current NBA rosters. Junior Joey Dorsey also earned a nod on the preseason team. Dorsey led the conference in blocks (1.78 bpg) and placed third in rebounding (7.5 rpg).

Houston also placed two players on the Preseason All-Conference Team as the Cougars were chosen second in the coaches' vote. Seniors Oliver Lafayette and Lanny Smith led UH to its second straight NIT appearance under head coach Tom Penders, posting a 21-10 record. Lafayette was the Cougars' top scorer in 2005-06, averaging 15.7 ppg, and set a Conference USA and school record for steals per game, ranking second nationally with 3.4 per game. Smith assisted on 162 baskets and ranked fourth in C-USA with 5.40 per game.

UAB, which has made three straight NCAA Tournament appearances, was selected to finish third under new head coach Mike Davis. Senior Wen Mukubu and junior Paul Delaney III are the Blazers' top returning scorers, despite making just 16 collective starts along with last season's talented corps of players.

Rice and UTEP were picked to finish in a tie for fourth place. The Owls and head coach Willis Wilson expect more offensive firepower this season from Almond, who led the league with 21.9 ppg, and set a C-USA scoring record by averaging 25.1 ppg in conference regular season games. UTEP is coming off its third 20-win season, posting a 21-10 mark in 2005-06 that included a NIT berth. This season, the Miners will be led by first-year coach Tony Barbee who knows the conference well as a former assistant at Memphis.

Memphis will serve as host city for the 2007 Conference USA Championship presented by Aeropostale, March 7-10 at the state-of-the-art FedExForum. The quarterfinal and semifinal games will be carried on CSTV. The championship game is slated for Saturday, March 10 at 11:35 a.m. EST/10:35 a.m. CST on CBS.

PRESEASON PLAYER OF THE YEAR

Morris Almond, Rice, G, 6-6, Sr., Powder Springs, Ga.

2006 PRESEASON ALL-CONFERENCE TEAM


Oliver Lafayette, Houston, G, 6-3, Sr., Baton Rouge, La.

Lanny Smith, Houston, G, 6-2, Sr., Missouri City, Texas

Chris Douglas-Roberts, Memphis, G, 6-5, So. Detroit, Mich.

Joey Dorsey, Memphis, F, 6-9, Jr., Baltimore, Md.

Morris Almond, Rice, G, 6-6, Sr., Powder Springs, Ga.



Morris Almond, Rice

MEMPHIS TIGERS EARN TOP SEED IN NCAA CHAMPIONSHIP

The 2005-06 Memphis men's basketball squad became the second team in the 11-year history of Conference USA to earn a No. 1 seed in the NCAA Championship. (Cincinnati was a top seed in 2002.) At one point during the season, the Tigers compiled a 15-game win streak to tie for the fourth-longest streak in C-USA history. They also became the first NCAA Division I team to post 30 wins, tying National Champion Florida, with the most wins during the 2005-06 season with a 33-4 final record.

The Tigers made their 19th NCAA appearance, third under head coach **JOHN CALIPARI**, after the program earned its first sweep of conference trophies since the 1984-85 squad took both Metro Conference crowns. The C-USA regular season title is the program's second in the last three years, as Memphis shared the 2003-04 regular season championship. The conference tournament title was Memphis' first since the Tigers won the 1987 Metro Conference Tournament championship.

UAB also earned a berth to the 2006 NCAA Championship. The No. 9 seeded Blazers were defeated by No. 8 Kentucky, 69-64, in a first-round contest played in Philadelphia. The game was a rematch from the 2004 NCAA Championship when UAB upset a then-No. 1 Kentucky team to advance to the Sweet Sixteen. Conference USA has produced 40 NCAA berths and 35 NIT bids since the 1995-96 inaugural season.

ALMOND JOY

Rice's **MORRIS ALMOND**, a 2006 All-Conference USA first team selection, declared for the NBA Draft in the Spring. However, he decided in June to return to school for his senior season. Almond averaged a league-best 21.9 ppg during his junior campaign. That was the second-best average in C-USA history - just behind Cincinnati's Steve Logan, who averaged 22.0 ppg in 2002, and better than reigning NBA Finals MVP Dwyane Wade (21.5 ppg in 2003).

The Powder Springs, Ga., native received All-America honors from CollegeInsider.com and All-District honors from the NABC and USBWA. In C-USA games, the forward averaged 25.1 ppg, which was nearly 40 percent of the Owls' scoring in league games and represented a new single-season record in C-USA league games. Almond reached the 30-point plateau in four consecutive games from Feb. 4-15 and scored a league-high 40 in the regular season finale vs. SMU.

THE FAB FOUR

Four C-USA teams - Memphis (33), UAB (24), UTEP (21) and Houston (21) - are coming off 20-plus-win seasons and postseason appearances. Those four teams were a combined 27-1 (.964) on their home floors during conference play, and 60-6 (.909) overall at home.

C-USA: CHAMPIONSHIP CENTRAL

For the next five years, a Conference USA institution will serve as host to the NCAA Men's Basketball Championship.

Tulane, in cooperation with the Greater New Orleans Sports Commission, will serve as the host for the 2007 NCAA Men's Championship First & Second Rounds. It will be the ninth time New Orleans will welcome participants in the NCAA event, including hosting the 1982, 1993 and 2003 NCAA Final Fours. In July, it was also announced Tulane would host the 2010 NCAA First & Second Rounds.

Houston has the next duty as host of the 2008 NCAA Regionals at Reliant Stadium, which will also be the site of the 2010 NCAA Regionals and 2011 Final Four.

FedExForum, home to the Memphis Tigers and the Conference USA Men's Basketball Championship, will welcome the 2009 NCAA South Regional participants.

DOUBLE DRAFT PICKS

The Memphis basketball program added another chapter to its storied season when **RODNEY CARNEY** and **SHAWNE WILLIAMS** were consecutive first-round selections in the 2006 NBA Draft held at Madison Square Garden. It marked the first time in Memphis hoops history that two Tigers went in the NBA Draft's opening round. Carney, an Indianapolis, Ind., native was selected No. 16 by the Chicago Bulls and then was traded to the Philadelphia 76ers. Williams, a Memphis, Tenn., native, was picked No. 17 by the Indiana Pacers. Carney and Williams are the ninth and 10th Tigers, respectively, to ever be drafted in the first round.

A consensus All-America second team pick, Carney was selected the Conference USA Player of the Year and was named to the C-USA All-Tournament and All-Conference USA first teams. The 6-foot-7 forward was a finalist for three national Player of the Year honors as he led the Tigers in scoring (17.2 ppg) and three-point field goal percentage (39.1) in 2005-06.

A consensus national Freshman All-America Team pick, Williams was named the C-USA Freshman of the Year and was an All-Conference USA third team selection. The 6-foot-9 forward earned the Conference USA Tournament MVP award.

ALL-STAR COACHES

Conference USA welcomes two new coaches to its ranks this season with the addition of **MATT DOHERTY** at SMU and **MIKE DAVIS** at UAB.

Doherty was named the 16th head men's basketball coach at SMU on Monday, April 24. He brings 16 years of coaching experience to the Hilltop, including eight NCAA Tournament berths, seven conference titles, a Final Four appearance and the 2001 Associated Press National Coach of the Year award. He has been a head coach at Notre Dame, his alma mater North Carolina and, most recently, Florida Atlantic.

Davis makes a return to his home state to take the reins of the UAB men's basketball team. He becomes the fourth head basketball coach in the program's 28-year history. Davis, who played at Alabama, was the head coach at Indiana University the past six years, compiling a 115-79 record. Additionally, his teams were 7-4 in the NCAA Tournament, including a run to the national championship game in 2002.

C-USA now boasts two AP Coach of the Year selections. Southern Miss head coach **LARRY EUSTACHY** won the award in 2000 and Doherty took the honor in 2001. Davis is the second C-USA coach to lead a team to the NCAA Final Four, a feat accomplished by Memphis head coach John Calipari (Massachusetts in 1996).

In addition, Houston head man Tom Penders has won 566 games during his career, which ranks eighth among the nation's NCAA Division I active coaches. Conference USA coaches have compiled 2,110 victories, for an impressive average of 175.8. A complete list of C-USA coaches' records follows:

COACH (SCHOOL)	SCHOOL	CAREER
Ricky Stokes (ECU)	8-20	54-89
Tom Penders (HOU)	40-24	566-385
Ron Jirsa (MAR)	30-55	65-85
John Calipari (MEM)	147-59	341-130
Willis Wilson (RICE)	200-203	200-203
Matt Doherty (SMU)	First Year	90-71
Larry Eustachy (USM)	22-37	281-183
Dave Dickerson (TLN)	12-17	12-17
Doug Wojcik (TLS)	11-17	11-17
Mike Davis (UAB)	First Year	115-79
Kirk Speraw (UCF)	208-179	291-199
Tony Barbee (UTEP)	First Year	First Year

CALL SECURITY

Three C-USA teams finished in the Top 10 nationally for steals, including Houston at the top with 12.4 steals per game. UAB, who had held that title the last three years, finished third in 2005-06 with 10.9 per game and Memphis ranked ninth with 9.8 spg. UH junior **OLIVER LAFAYETTE** broke the C-USA record with 3.38 steals per game to rank second in the NCAA.

BIG WINS

Conference USA teams posted six victories over Top 25 ranked opponents during the 2005-06 regular season, which surpassed the number of Top 25 wins by C-USA teams during the 2004-05 season. Below is the list of the Top 25 wins for Conference USA:

DATE	OPPONENT	SCORE
N17	Memphis at (14) Alabama	87-76
N23	Memphis vs. (16) UCLA	88-80
N29	Houston at (25) LSU	84-83
D3	Houston vs. (13) Arizona	69-65
D27	Memphis vs. (8) Gonzaga	83-72
J25	Marshall vs. (9) West Virginia	58-52

HAPPY ANNIVERSARY

Marshall University will be celebrating 100 years of basketball during the 2006-07 season. The Thundering Herd played its first game on December 14, 1906, against the Charleston Taw Club. MU, under head coach L.B. Crotty, lost that game, 13-6. Crotty went on to post a 5-0 record the next season.

OUTSIDE THE GREAT 48

Memphis and Marshall will be traveling outside of the continental U.S. this season to play in tournaments in Hawai'i and Alaska, respectively. The Tigers are set to play in the 2006 Maui Invitational Nov. 20-23. The Herd will face California in the first round of the Carrs/ Safeway Great Alaska Shootout from Anchorage, Alaska, Nov. 22-25.

Friday, November 10

Butler at Tulane
UAB at John Thompson Foundation Challenge, Milwaukee, Wis.
 UAB vs. Washington State
UTEP at BCA Invitational, Syracuse, N.Y.
 UTEP vs. Penn

Saturday, November 11

Morgan State at East Carolina
 UNC-Greensboro at Marshall
 Paul Quinn College at Rice
 Belhaven at Southern Miss
UAB at John Thompson Foundation Challenge, Milwaukee, Wis.
 UAB vs. Radford
UTEP at BCA Invitational, Syracuse, N.Y.
 UTEP vs. St. Francis (N.Y.)/Syracuse

Sunday, November 12

SMU at Florida State Tournament, Tallahassee, Fla.
 SMU vs. Illinois State
UAB at John Thompson Foundation Challenge, Milwaukee, Wis.
 UAB at UW-Milwaukee
UTEP at BCA Tournament, Syracuse, N.Y.
 UTEP vs. St. Francis (N.Y.)/Syracuse

Monday, November 13

Houston at Rhode Island
SMU at Florida State Tournament, Tallahassee, Fla.
 SMU vs. McNeese State

Tuesday, November 14

East Carolina at Richmond
Rice at NIT Season Tip-Off, Spokane, Wash.
 Rice at Gonzaga
SMU at Florida State Tournament, Tallahassee, Fla.
 SMU at Florida State
 New Orleans at Tulane

Wednesday, November 15

St. Gregory's at Tulsa
 Rollins at UCF

Thursday, November 16

Jackson State at Memphis
Rice at NIT Season Tip-Off, Spokane, Wash.
 Rice vs. Colorado State/Baylor
 Tennessee-Martin at Southern Miss
 UC Davis at UTEP

Friday, November 17

Robert Morris at Marshall

Saturday, November 18

East Carolina at UNC Greensboro
 Monmouth at Houston
 North Texas at Rice
 Dayton at SMU
 Alabama State at Southern Miss
 Charleston Southern at Tulane
 Arkansas-Little Rock at Tulsa
 UAB at Wyoming
 Stetson at UCF

Monday, November 20

Memphis at EA Sports Maui Invitational, Maui, Hawaii
 Memphis vs. Oklahoma
 Oregon at Rice

Tuesday, November 21

Limestone at East Carolina
Memphis at EA Sports Maui Invitational, Maui, Hawaii
 Memphis vs. TBA
 Loyola (N.O.) at Tulane
 Tulsa at North Texas
 Bethune-Cookman at UCF

Wednesday, November 22

Grambling at Houston
Memphis at EA Sports Maui Invitational, Maui, Hawaii
 Memphis vs. TBA
 Louisiana-Monroe at SMU
 Spring Hill at Southern Miss
 Wyoming at UAB

Thursday, November 23

Marshall at Carrs/Safeway Great Alaska Shootout, Anchorage, Alaska
 Marshall vs. California

Friday, November 24

Marshall Carrs/Safeway Great Alaska Shootout, Anchorage, Alaska
 Marshall vs. TBA
 Florida Tech at UCF

Saturday, November 25

North Carolina Central at East Carolina
 Houston at Saint Louis
Marshall at Carrs/Safeway Great Alaska Shootout, Anchorage, Alaska
 Marshall vs. TBA
 Rice at Utah
 Tulane at Indiana State
 Cal State Northridge at Tulsa
 Texas State at UTEP

Monday, November 27

Paul Quinn College at SMU
 Jacksonville at UCF

Tuesday, November 28

Huston Tillotson at Tulane
 Oral Roberts at Tulsa
 UAB at Western Kentucky

Wednesday, November 29

Prairie View A&M at Houston
 Marshall at Morehead State
 Arkansas State at Memphis
 Chicago State at UTEP

Thursday, November 30

Sam Houston State at Southern Miss

Friday, December 1

Lamar at Tulsa

Saturday, December 2

East Carolina at Liberty
 Houston at Virginia Commonwealth
 Marshall at Ohio
 Manhattan at Memphis
 UT-Permian Basin at Rice
 Savannah State at Southern Miss
 LSU at Tulane
 UAB at Cincinnati

Sunday, December 3

Texas College at SMU
 New Mexico at UTEP

Monday, December 4

Marshall at Memphis
 Jackson State at Tulsa

Tuesday, December 5

East Carolina at UNC Wilmington
 Minnesota at UAB

Wednesday, December 6

Memphis at Tennessee
 Lamar at Rice
 Southern-New Orleans at Southern Miss
 Buffalo at Tulane

Saturday, December 9

USF at East Carolina
 Mississippi at Memphis
 Tulane at TCU
 DePaul at UAB
 Florida Atlantic at UCF
 UTEP at New Mexico State

Sunday, December 10

Southern Arkansas at Tulsa

Tuesday, December 12

UCF at Minnesota

Wednesday, December 13

Wright State at Marshall
 Prairie View A&M at SMU
 Arkansas-Pine Bluff at UTEP

Thursday, December 14

Austin Peay at Memphis

Saturday, December 16

Marshall at Princeton
 SMU at Centenary
Southern Miss at Coors Classic, Mobile, Ala.
 Southern Miss vs. Alabama
 Prairie View A&M at Tulsa
 UAB at Virginia Commonwealth
 New Mexico State at UTEP

Sunday, December 17

Houston at Arizona

Monday, December 18

East Carolina at Morgan State
 UAB at Old Dominion

Tuesday, December 19

Reinhardt College at Southern Miss
UCF at San Juan Shootout, Guaynabo, P.R.
 UCF vs. Utah
 Texas State at UTEP

Wednesday, December 20

Memphis at Arizona
 Prairie View A&M at Rice
UCF at San Juan Shootout, Guaynabo, P.R.
 UCF vs. Appalachian State/Virginia

Thursday, December 21

Winthrop at East Carolina
Houston at Outrigger Rainbow Classic, Honolulu, Hawaii
 Houston vs. Charlotte
 SMU at TCU
Oklahoma City, Okla.
 Tulsa vs. Oklahoma
UCF at San Juan Shootout, Guaynabo, P.R.
 UCF vs. Utah

Friday, December 22

Houston at Outrigger Rainbow Classic, Honolulu, Hawaii
 Houston vs. Creighton/Valparaiso
 Bowling Green at Marshall
 Arkansas-Pine Bluff at Tulane
UTEP hosts State Farm Sun Bowl Classic
 Jackson State at UTEP

Saturday, December 23

Houston at Outrigger Rainbow
Classic, Honolulu, Hawaii
 Houston vs. TBD
 Middle Tennessee State at Memphis
 Southern Miss at Bradley
 Eastern Michigan at Tulsa
 Winston-Salem State at UAB
UTEP hosts State Farm Sun Bowl Classic
 Toledo/Drake at UTEP

Wednesday, December 27

USF at UAB

Thursday, December 28

East Carolina at North Carolina State
 Lamar at Memphis
Rice at Shamrock Office Solutions Classic, Moraga, Calif.
 Rice vs. Belmont
 SMU at Oklahoma
 McNeese State at Southern Miss
 Tulane at Richmond

Friday, December 29

Rice at Shamrock Office Solutions Classic, Moraga, Calif.
 Rice at St. Mary's/vs. Western Carolina
UCF hosts Holiday Classic
 New Jersey Tech at UCF

Saturday, December 30

UNLV at Houston
 Virginia Tech at Marshall
 North Carolina A&T at SMU
UAB at MetroPCS Orange Bowl Classic, Sunrise, Fla.
 UAB vs. Florida
UCF hosts Holiday Classic
 James Madison/UT-Pan American at UCF

Monday, January 1

Tulane at New Orleans

Tuesday, January 2

East Carolina at Wake Forest
 Vanderbilt at Rice
 Auburn at Southern Miss
 Tulsa at Arkansas
 UC Riverside at UTEP

Wednesday, January 3

Houston at Kentucky
 Ohio at Marshall
 UCF at Colorado

Thursday, January 4

Cincinnati at Memphis
 Texas-Pan American at SMU

Saturday, January 6

UAB at UTEP
 Chowan College at East Carolina
 Marshall at George Washington
 Rice at Princeton
 Brown at SMU
 Southern Miss at Savannah State
 Texas-Pan American at Tulsa
 UCF at South Dakota State

Wednesday, January 10

UCF at UAB
Southern Miss at SMU
East Carolina at Tulsa
Marshall at UTEP
Tulane at Rice

Thursday, January 11

Memphis at Houston

Saturday, January 13

Memphis at Southern Miss
SMU at Houston
UAB at Tulane
UTEP at Tulsa
Rice at East Carolina
UCF at Marshall

Tuesday, January 16

UAB at Memphis

Wednesday, January 17

Houston at Rice
Southern Miss at UTEP
Tulsa at Marshall
SMU at UCF
Tulane at East Carolina

Saturday, January 20

Memphis at East Carolina
Houston at Tulsa
Southern Miss at UAB
UTEP at SMU
Rice at UCF
Marshall at Tulane

Wednesday, January 24

Tulsa at Memphis
UTEP at Rice
UCF at Houston
East Carolina at Southern Miss
Tulane at SMU
West Virginia at Marshall

Saturday, January 27

Southern Miss at Memphis
Houston at Marshall
UAB at East Carolina
SMU at Tulsa
UCF at UTEP
Rice at Tulane

Monday, January 29

Saint Louis at Houston

Wednesday, January 31

Memphis at UCF
Rice at Houston
SMU at UAB
UTEP at Southern Miss
Tulsa at Tulane
East Carolina at Marshall

Saturday, February 3

SMU at Memphis
Houston at UTEP
UAB at Marshall
Tulane at Southern Miss
Tulsa at UCF
East Carolina at Rice

Wednesday, February 7

Houston at SMU
Southern Miss at Rice
Marshall at Tulsa
UTEP at Tulane
UCF at East Carolina

Thursday, February 8

Memphis at UAB

Saturday, February 10

Tulane at Memphis
East Carolina at Houston
UTEP at UAB
Tulsa at Southern Miss
Rice at SMU
Marshall at UCF

Wednesday, February 14

Memphis at Tulsa
Rice at UAB
Southern Miss at East Carolina
SMU at Marshall
UCF at Tulane
South Alabama at Houston

Saturday, February 17

UAB at Houston
Tulsa at UTEP
UCF at Rice
East Carolina at SMU
Tulane at Marshall
Memphis at Gonzaga

Monday, February 19

Houston at Southern Miss

Wednesday, February 21

Tulane at Houston
UAB at Tulsa
Southern Miss at UCF
SMU at UTEP
Marshall at East Carolina

Thursday, February 22

Rice at Memphis

Saturday, February 24

Marshall at UAB
Southern Miss at Tulane
UCF at Tulsa
UTEP at East Carolina
SMU at Rice

Sunday, February 25

Houston at Memphis

Wednesday, February 28

Houston at UCF
UAB at Southern Miss
Tulsa at SMU
Rice at Marshall
East Carolina at Tulane

Thursday, March 1

Memphis at UTEP

Saturday, March 3

Memphis at SMU
UTEP at Houston
Tulane at UAB
Marshall at Southern Miss
Tulsa at Rice
East Carolina at UCF

Wednesday-Saturday, March 7-10

2007 C-USA Men's Basketball Championship presented by Aéropostale (Memphis, Tenn.)

2006-07 CONFERENCE USA MEN'S BASKETBALL TELEVISION GAMES



More than 40 nationally-televised games are scheduled to feature Conference USA men's basketball teams during the 2006-07 season. Non-conference match-ups against teams from the Big East, Big 12, Pac-10, SEC and Mountain West combine with great conference duels featuring all 12 member institutions to highlight C-USA's national package on ESPN, ESPN2, CSTV and CBS.

ESPN and ESPN2 will combine to broadcast 14 men's basketball games, twice as many as 2005-06, beginning on Wednesday, Nov. 15, as Rice squares off with Gonzaga in the first round of the NIT Season Tip-Off.

CSTV will showcase 19 regular season games to a national audience. CSTV will also carry early rounds of the 2007 Conference USA Men's Basketball Championship presented by Aeropostale from the FedExForum in Memphis, showing all four quarterfinal games live on Thursday, March 8, and the semifinals on March 8. CBS will once again air the championship game on Saturday, March 10 at 11:35 a.m. EST, and will broadcast the February 25 Houston at Memphis regular season game.

ESPN



Thursday, January 11	Memphis at Houston	9:00 p.m.
Thursday, February 8	Memphis at UAB	9:00 p.m.
Saturday, February 17	Memphis at Gonzaga	6:00 p.m.
Thursday, February 22	Rice at Memphis	7:00 p.m.

ESPN2



Wednesday, November 15	Rice vs. Gonzaga (NIT Season Tip-Off)	12:00 a.m.
Monday, November 20	Memphis vs. Oklahoma	2:30 p.m.
Tuesday, November 21	Memphis vs. Purdue/Ga. Tech (Maui Invitational)	TBA
Wednesday, November 22	Marshall vs. California (Great Alaska Shootout)	12:00 a.m.
Wednesday, November 22	Memphis vs. TBD (Maui Invitational)	TBA
Wednesday, December 6	Memphis at Tennessee	9:00 p.m.
Thursday, December 21	Tulsa vs. Oklahoma	4:30 p.m.
Thursday, January 4	Cincinnati at Memphis	9:00 p.m.
Saturday, February 3	SMU at Memphis	12:00 p.m.
Thursday, March 1	Memphis at UTEP	9:00 p.m.

ESPNU

Thursday, December 28	East Carolina at North Carolina State	7:00 p.m.
-----------------------	--	-----------

FSN

Wednesday, December 20	Memphis at Arizona	8:30 p.m.
------------------------	--------------------	-----------

CSTV



Sunday, December 3	New Mexico at UTEP	3:00 p.m.
Thursday, December 21	SMU at TCU	8:00 p.m.
Saturday, December 30	UNLV at Houston	8:00 p.m.
Saturday, January 6	Marshall at George Washington	7:00 p.m.
Wednesday, January 10	East Carolina at Tulsa	8:00 p.m.
Saturday, January 13	SMU at Houston	6:00 p.m.
Tuesday, January 16	UAB at Memphis	9:00 p.m.
Wednesday, January 17	Houston at Rice	8:00 p.m.
Saturday, January 20	Memphis at East Carolina	6:00 p.m.
Saturday, January 27	UCF at UTEP	4:00 p.m.
Wednesday, January 31	Tulsa at Tulane	8:00 p.m.
Wednesday, January 7	Houston at SMU	8:00 p.m.
Saturday, February 10	UTEP at UAB	6:00 p.m.
Wednesday, February 14	Memphis at Tulsa	8:00 p.m.
Saturday, February 17	UAB at Houston	6:00 p.m.
Wednesday, February 21	Southern Miss at UCF	8:00 p.m.
Saturday, February 24	Southern Miss at Tulane	4:00 p.m.
Wednesday, February 28	Rice at Marshall	8:00 p.m.
Saturday, March 3	Memphis at SMU	9:30 p.m.
Thursday, March 8	C-USA Championship Quarterfinal	1:00 p.m.
Thursday, March 8	C-USA Championship Quarterfinal	3:30 p.m.
Thursday, March 8	C-USA Championship Quarterfinal	7:00 p.m.
Thursday, March 8	C-USA Championship Quarterfinal	9:30 p.m.
Friday, March 9	C-USA Championship Semifinals	TBD

CBS

Sunday, February 25	Houston at Memphis	2:00 p.m.
Saturday, March 10	C-USA Championship Final	11:35 a.m.



All Times Eastern.

RADIO AFFILIATES

School	Flagship	Dial	School	Flagship	Dial
East Carolina	WNCT-AM	1070	Tulane	WIST-AM	690
Houston	KBME-AM	790	Tulsa	KRMG-AM	740
Marshall	WDDG-FM	93.7	UAB	WYDE-FM	101.1
Memphis	WREC-AM	600	UCF	WQTM-AM	740
Rice	KSEV-AM	700	UTEP	KOFX-FM	92.3
SMU	KXEB-AM	910		ESPN Deportes	1150
Southern Miss	WXRR-FM	104.5			

Excellence in Leadership

C-USA has an outstanding reputation for excellence in competition, academics, NCAA compliance, sportsmanship, student-athlete welfare and overall sports services.



Excellence in a Commitment to the Student-Athlete

Less travel distance between schools means less missed class time for the student-athletes.

Student-athletes in C-USA schools have a higher graduation rate than the general student population.



Excellence in Competition

The C-USA football championship game made its debut in 2005, pitting the top teams from the East and West Divisions against one another for the C-USA crown.

Closer proximity allows more fans to travel to away contests.

Developing rivalries will be enriched through membership in the same conference and new rivalries will be established.



Excellence in Community Involvement

The conference's footprint is concentrated with 12 members in nine states. The 11 metropolitan areas have a combined population of nearly 17 million.

C-USA schools give back to their communities through volunteer service with local and national organizations.

More than 1.1 million living alumni represent C-USA schools across the nation.

TEAM C-USA: DEDICATED TO EXCELLENCE

Excellence every day. For Conference USA, dedication to excellence is a common thread in athletics, academics and in the community, and the guiding initiative for the league's promising future. Conference USA features 12 nationally prominent, tradition-rich members in East Carolina, Houston, Marshall, Memphis, Rice, SMU, Southern Miss, Tulane, Tulsa, UAB, UCF and UTEP. This combination enhances men's and women's programs that are steeped in athletic success and academic prowess. Together, we are dedicated to excellence, integrity and leadership in athletics, academics and in our communities.

All C-USA institutions sponsor Division I-A football, along with several other men's and women's athletic programs, many of which compete regularly for NCAA Championships. C-USA sponsors competition in 19 sports - nine for men (baseball, basketball, cross country, football, golf, soccer, tennis and indoor and outdoor track and field) and 10 for women (basketball, cross country, golf, softball, soccer, swimming and diving, tennis, indoor and outdoor track and field and volleyball).

The league sponsors numerous academic awards, including the Commissioner's Honor Roll and the Commissioner's Academic Medal, indicative of outstanding achievement in the classroom. C-USA annually awards six postgraduate scholarships, along with the Sport Academic Award, Scholar Athletes of the Year and the Institutional Academic Excellence Award.

SUCCESS ON THE PLAYING FIELD

Conference USA performers have achieved great success in competition, placing the league among the top conferences in the nation.

Football

- Rated among the top seven conferences in the nation
- 33 teams have earned bowl bids
- Member of the Bowl Championship Series
- Bowl ties-ins with the AutoZone Liberty Bowl (champion), GMAC Bowl, Sheraton Hawai'i Bowl, Fort Worth Bowl, New Orleans Bowl, the Houston Bowl and the Birmingham Bowl

Men's Basketball

- Consistently rated as one of the top basketball leagues in the country
- 72 postseason teams (40 NCAA and 32 NIT)
- Strong fan support, drawing more than one million fans each season
- Two Final Four teams
- Five Elite Eight NCAA Tournament teams
- One NIT Champion
- Four NIT semifinalists

Women's Basketball

- 39 NCAA Tournament appearances
- 25 WNIT appearances
- One team in the NCAA Sweet 16
- Two WNIT semifinalists

Baseball

- 35 NCAA appearances
- Three College World Series appearances in 2006, 2005 and 2001
- Seven Super Regional appearances
- Has produced at least four NCAA teams in each of the last five seasons

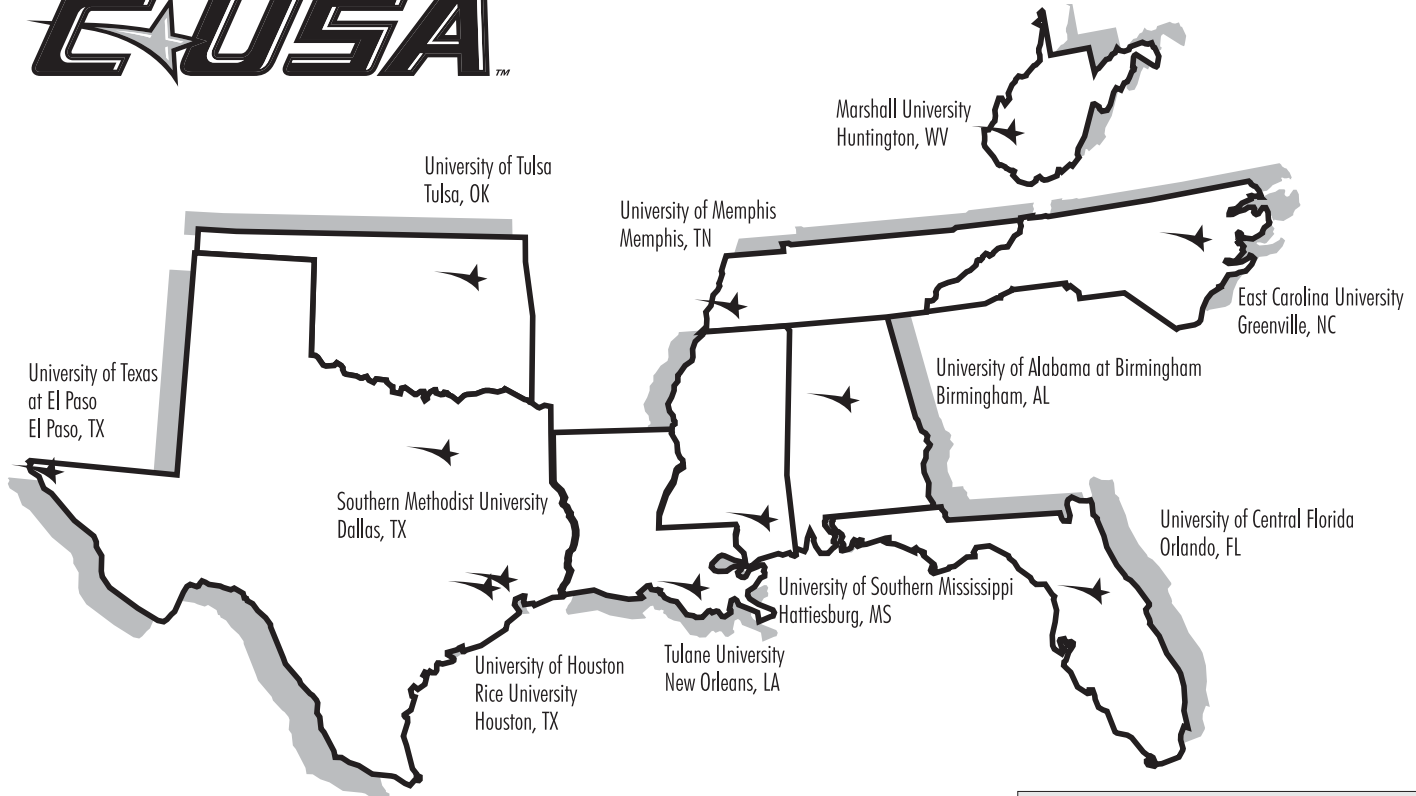
In addition, 27 volleyball teams, 34 men's and women's soccer teams and 17 softball teams have earned NCAA Tournament bids. C-USA has sent three men's soccer teams to the NCAA College Cup, five softball teams to the Women's College World Series and three volleyball teams to the Sweet 16. The league has also had three national champions in NCAA track and field competition, one national champion in diving and numerous NCAA individual and team competitors in cross country, golf, swimming, tennis and track and field. Overall, Conference USA teams and individuals have made more than 420 NCAA appearances.

SUCCESS OFF THE FIELD

C-USA institutions are among the nation's best in academic performance among student-athletes, bolstered by the fact that student-athletes at league schools have a higher graduation rate than the general student population. Among C-USA's 5,000 student-athletes, there are champions off the playing field as well. In 11 years, 92 student-athletes earned national ESPN The Magazine Academic All-America honors, while 282 were named All-District. In addition, more than 11,000 student-athletes have been named to the Commissioner's Honor Roll or received the Commissioner's Academic Medal, indicative of outstanding achievement in the classroom.

C-USA ON TV

C-USA enjoys significant television exposure through its partnerships with ESPN Inc. and College Sports Television Networks (CSTV). The league entered into long-term agreements with both ESPN and CSTV, which, combined, provides C-USA with significant national and regional exposure for football, men's and women's basketball, and all other conference sports. Additionally, the CSTV agreement includes video-on-demand, Internet, broadband, national over-the-air and satellite radio, and wireless distribution as well as corporate marketing rights, and website production through CSTV Online, a subsidiary of CSTV. The agreement with ESPN extends the conference's current regular season football package to include the broadcast of the conference's Football



Championship Game. It also encompasses distribution of men's basketball and women's basketball on ESPN/ESPN2 and both tournament championship games.

C-USA IN THE COMMUNITY

The conference's footprint is concentrated with 12 members in nine states and a combined area population of nearly 17 million. More than 1.1 million living alumni represent C-USA schools across the nation. With a renewed commitment to community involvement, the conference has begun development of several initiatives to maintain strong ties in C-USA cities, as well as with fans and alumni across the country. C-USA schools also place a priority on giving back to their communities through volunteer service with local and national organizations.

GOVERNANCE

Along with the ACC, Big East, Big Ten, Big 12, Pac-10 and SEC, Conference USA is one of the seven conferences having significant representation in the NCAA governance structure. The Presidents of the member institutions serve as the league's Board of Directors. Dr. Carol Garrison of UAB began her first year as chair of the Board of Directors in 2005-06 and will serve in that capacity again in 2006-07.

A PROUD HISTORY; A PROMISING FUTURE

Conference USA was formed in 1995 and quickly emerged as one of the nation's top conferences. The conference unveiled its name, logo and commission-

er on April 24, 1995 in Chicago. The league's charter members included Charlotte, Cincinnati, DePaul, Houston, Louisville, Marquette, Memphis, Saint Louis, Southern Miss, Tulane, UAB and USF. Eleven of the institutions began athletic participation in 1995, while Houston joined competition in the fall of 1996.

The league's headquarters were established in Chicago and after nine years, relocated to the current office in Irving, Texas. Britton Banowsky was named Commissioner in October 2002, succeeding Mike Slive, the league's first commissioner.

C-USA added East Carolina (September, 1996) and the United States Military Academy (March, 1997) as football members. ECU began league competition in 1997; Army in 1998 and UAB began football play in 1999. The league added TCU and ECU (1999) for all sports and they began competition in 2001. USF started C-USA football in 2003.

After celebrating its 10th Anniversary during the 2004-05 season, C-USA began a new chapter in 2005-06 when its current membership came together to form the new look of the league.

Since its formation, C-USA has established a strong foundation, an identity and a history that reflects the league's national presence. Eleven years of remarkable history has reinforced the league's position in collegiate athletics, setting the course for the next decade and beyond.

METRO AREA POPULATION

City	Rank	Population
Dallas	9	5,221,801
Houston	10	4,669,571
Orlando	28	1,644,561
New Orleans	35	1,337,726
Memphis	44	1,135,614
Birmingham	55	921,106
Tulsa	59	803,235
El Paso	64	679,622
Huntington	128	315,538
Greenville	222	133,798
Hattiesburg	250	111,674
TOTALS		16,974,246

Courtesy: U.S. Census Data 2000

TV DEMOGRAPHICS

Market	TV Hshlds
Dallas-Fort Worth	2,255,970
Houston	1,848,770
Orlando	1,263,900
Birmingham	697,570
New Orleans	665,190
Memphis	662,180
Tulsa	505,000
Huntington	495,190
El Paso	283,870
Greenville	270,560
Hattiesburg	242,390
TOTALS	9,187,700

Courtesy: onspout

COMPETITIVE HIGHLIGHTS

- 110 Bowl appearances (36 since 1994)
- 110 NCAA Appearances in Men's Basketball (25 since 1994)
- 8 Men's Basketball Final Four Appearances and One National Championship
- 2002 NIT Champions (Memphis) and 2001 NIT Champions (Tulsa)
- 43 NCAA appearances in Women's Basketball (31 since 1994)
- 90 NCAA Appearances in Baseball (51 since 1994)
- 9 College World Series Appearances (2003 National Champions - Rice)
- 17 NCAA appearances in Volleyball in the last 11 years
- 2 Softball College World Series Appearances
- 1 Men's Soccer College Cup Appearance
- 17 Men's Golf National Championships
- 2 Women's Golf National Championships
- 22 National Championships in Track and Field and Cross Country

MEN'S BASKETBALL HIGHLIGHTS

- Conference USA teams have earned a combined 178 postseason bids (104 NCAA Tournament berths and 74 invites to the NIT)
- Four C-USA teams are coming off 20-plus-win seasons and postseason appearances. Those four teams were a combined 27-1 (.964) on their home floors during conference play, and 60-6 (.909) overall at home.
- Memphis became the second No. 1 seed at the NCAA Tournament in the 11-year history of C-USA and tied national champion Florida as the most wins with 33 apiece during the 2005-06 season.
- Rice's Morris Almond averaged 21.9 ppg during the 2005-06 season for the second-best average in C-USA history and better than reigning NBA Finals MVP Dwyane Wade, who averaged 21.5 ppg in 2003.
- Three C-USA teams finished the 2005-06 season in the Top 10 nationally for steals, including Houston at the top with 12.4 steals per game. UAB, who had held that title the last three years, finished third in 2005-06 with 10.9 per game and Memphis ranked ninth with 9.8 spg.
- Conference USA was one of just seven NCAA Division I-A conferences, and 10 NCAA Division I conferences, to average more than one million fans this season.
- The 2006 Conference USA Men's Basketball Championship posted the seventh-best overall attendance among the 30 post-season conference tournaments.
- UTEP won the 1966 NCAA National Championship
- C-USA teams have won four NIT Championships: 2002 Memphis, 2001 Tulsa, 1987 Southern Miss and 1981 Tulsa
- Conference USA schools have produced 20 Consensus All-Americans (11 First Team and nine Second Team selections)
- C-USA boasts two AP Coach of the Year selections: Southern Miss head coach Larry Eustachy won the award in 2000 and SMU head coach Matt Doherty took the honor the following year in 2001
- Houston head coach Tom Penders has won more than 550 career games
- Memphis head coach John Calipari coached in the 1996 NCAA Final Four and has led the Tigers to the postseason the last five seasons
- Five Conference USA men's basketball teams were listed among the Top 100 in Street & Smith's Greatest College Basketball Programs of All Time: Houston (37), UTEP (49), Tulsa (59), Memphis (61) and SMU (71)
- A total of 13 C-USA alums are playing in the NBA and two are coaching, including Phoenix Suns' head coach Mike D'Antoni (Marshall, 1973)
- Memphis produced back-to-back first-round picks in the 2006 NBA Draft as C-USA Player of the Year Rodney Carney was selected 16th and teammate Shawne Williams was the 17th selection

NOTE: Data reflects current league membership.

MORE COMPETITIVE HIGHLIGHTS

Women's Basketball – C-USA women's basketball has made 43 NCAA appearances (31 since 1994) and 23 WNIT outings

Baseball – C-USA programs have made nine College World Series appearances (Rice was the 2003 National Champion)

Football – 110 (36 since 1994) all-time bowl appearances

Volleyball – C-USA schools have made 17 NCAA appearances in the last 11 years.

Men's Soccer – SMU reached the 2005 NCAA College Cup in its first season in Conference USA

Women's Soccer – Three C-USA teams qualified for the 2005 NCAA Tournament

Softball – C-USA has sent three teams to the Women's College World Series since sponsoring the sport in 2000

Women's Cross Country – Rice won the 2005 C-USA Cross Country Championship and finished among the Top 25 at the NCAA Championships.

Men's Cross Country – UTEP, ranked among the Top 10 nationally, earned the C-USA Championship and second place finish in the NCAA Mountain Regional. The Miners placed 14th at Nationals.

Men's Track & Field – UTEP has one of the most storied track programs in the NCAA, with seven NCAA Indoor Championships and six NCAA Outdoor Championships

Women's Track & Field – Olympic Gold Medalist Leroy Burrell, an 11-time C-USA Coach of the Year and one of the premier names in U.S.A. Track and Field, led Houston to C-USA indoor and outdoor titles in 2006

Men's Golf – Twelve NCAA individual medalists come from C-USA schools, with Houston winning eight, Tulane three and Memphis one

Women's Golf – Three C-USA women's golf programs were ranked in Golf World's Top 25 this spring

Men's Tennis – Five of the nine C-USA schools have advanced to the NCAA Championship, while those five combine for an impressive 39 appearances

Women's Tennis – C-USA women's tennis programs boast 21 All-Americans

Swimming & Diving – SMU finished seventh at the NCAA Championship in 2005 and 2006



Conference USA is dedicated to excellence in athletics, academics and community service. C-USA places an emphasis on academic achievement for its student-athletes, encouraging an environment for academic success. In addition to student-athletes representing the league on ESPN The Magazine Academic All-America teams, C-USA has several academic award programs that are featured below. A total of 1,517 student-athletes earned recognition to the Commissioner's Honor Roll during the 2005-06 academic year, with 241 earning the Academic Medal. Fourteen student-athletes earned national academic all-america honors, while 66 were recognized at the district level.

ACADEMIC AWARDS

Institutional Academic Excellence Award

Awarded to the institution with the highest overall student-athlete GPA in Conference sponsored sports.

Sport Academic Award

Awarded to the team in each Conference sponsored sport with the highest GPA for the current academic year.

Commissioner's Honor Roll

Awarded to student-athletes in Conference sponsored sports that have achieved a 3.0 cumulative GPA or above.

Commissioner's Academic Medal

Awarded to student-athletes in Conference sponsored sports that have achieved a 3.75 cumulative GPA or above.

Scholar Athlete of the Year Award

Awarded to the top student-athlete in each Conference sponsored sport as determined by the Faculty Athletics Representatives. The award is based on academic achievement (GPA - 3.0 or better), athletic achievement and service.

Post-Graduate Scholarships

Twelve awards of \$4,000 each for graduates of each academic year. The Faculty Athletic Representatives will determine the recipients at the Conference's Spring meetings. At least two awards must go to women and two to men. Recipients of the Conference USA post-graduate scholarships must enroll in a graduate program within three years of receipt of the award.

2005-06 Commissioner's Honor Roll - Men's Basketball (*indicates Academic Medal winners)

EAST CAROLINA

Taylor Gagnon
Sam Hinnant
Jeremy Ingram
William O'Neil
Jeffrey Robinson

TULSA

Sean Coleman
Brett McDade
Sam Mitchel
Charles Ramsdell
Kyle Young*

MEMPHIS

Travis Long

UCF

William Bakanowsky
Adam Gill
Drew Speraw
Jermaine Taylor

RICE

Jason Bridges
Arthur Culver
Rodney Foster
Matthew Hagen
Paulius Packevicius
Aleks Perka
Christopher Szalay

UTEP

Miguel Ayala
Darren Clarke
Terrence Ellis
Josh Gutierrez
Kevin Henderson
Will Kimble
Riley Lambert
Edgar Moreno

SMU

Jon Killen
Donatas Rackuskas*

SOUTHERN MISS

Tyler Quinn
Donatas Visockis

Scholar Athlete Award

Miguel Ayala, UTEP

Sport Academic Award

Rice

TULANE

Andrew Garcia

2005-06 ESPN The Magazine Academic All-America

First Team Academic All-America

Garrett Mills, Tulsa (Football)
Courtney Baines, UCF
(Women's Soccer)
Matt Wiley, Tulsa (Men's Soccer)
Marc Maddox, Southern Miss
(Baseball)
Eddie Degerman, Rice (Baseball)

Second Team Academic All-America

Jami Tullius, UTEP (Women's Soccer)
Charity Butler, Southern Miss (Softball)
Flavia Rigamonti, SMU
(Women's Swimming)
Sebastian Falk, UAB (Men's Tennis)

Third Team Academic All-America

Kimber Bailey, SMU (Women's Soccer)
Jared Britcher, Memphis (Men's Soccer)
Andy Metcalf, Memphis (Men's Soccer)
Heidi Krug, East Carolina (Volleyball)
Blair DiSesa, Rice (Women's Tennis)

Partners in the Community



Conference USA is committed to excellence in athletics, academics and community involvement. C-USA student-athletes and teams have achieved success on the playing

field and in the classroom, however, league schools have also made a strong commitment to their communities through visits to local elementary schools, children's hospitals and families at a local Ronald McDonald House or assisting on Habitat for Humanity projects.

Conference USA encourages all of these community initiatives and community service projects are a part of several C-USA Championships. C-USA has also participated in a variety of national programs through partners like CSTV and the Fields & Dreams Foundation and Team Focus with the GMAC Bowl.

C-USA Commissioner Britton Banowsky and members of the conference office staff have also participated in community projects. Conference USA also had a unique opportunity to partner with Nike and the Nike PE2GO program in Memphis, site of the men's basketball championship. PE2GO was launched three years ago at Memphis City Schools. It was designed to promote good health and physical activity among fourth and fifth graders, using a special classroom curriculum in conjunction with a series of physical activities specially designed by Nike coaches. Nike spends more than \$10,000 on teacher training and equipment at 21 Memphis City Schools.



Kids at the Salvation Army Women and Children's Shelter in Orlando were visited by some UCF football players and C-USA Commissioner Britton Banowsky the day before the Golden Knights played in the inaugural C-USA Football Championship. The kids received t-shirts, bracelets and received autograph posters from the UCF players.



In conjunction with the C-USA Men's Basketball Championship, student-athletes from UTEP visited Sea Isle Elementary School enjoying time with the kids and participating in some basketball activities as part of the Nike PE2GO. In addition, 21 elementary schools received 100 free tickets to the tournament and were recognized for their involvement in PE2GO during one of the four-day tournament's sessions.



The UCF women's basketball team helped build the frame on a Habitat for Humanity house jointly sponsored by HomeBanc Mortgage and the UCF Athletics Association, Inc. Several UCF teams, including men's and women's basketball, softball and football, contributed their time and muscle to the project during the summer of 2005 and the house was dedicated earlier this spring.

Women's Basketball Players Visit Texas Scottish Rite Children's Hospital

In conjunction with the 2006 Conference USA Women's Basketball Championship in Dallas, student-athletes, cheer groups and pep band members from tournament host SMU and several other schools visited the Texas Scottish Rite Hospital for Children on March 3-4.



Women's tennis players from Houston, SMU, Tulsa and UAB read to and answered questions from kindergarteners through third graders at Bradfield Elementary school in Garland, Texas, prior to the C-USA Championship.



For more information on C-USA in the Community, visit ConferenceUSA.com and click on the In the Community icon.

- April 24, 1995** The conference name, logo and commissioner are unveiled at Harry Caray's Restaurant in Chicago.
- September 1995** Eleven Conference USA institutions begin the first season of competition. On September 2, Charlotte defeats Memphis in women's soccer in the first conference match between C-USA schools.
- December 1995** The Missouri Athletic Club names Matt McKeon of Saint Louis National Player of the Year in men's soccer.
- March 24, 1996** Cincinnati becomes the first men's basketball team in Conference USA to reach the Elite Eight of the NCAA Tournament.
- March 25, 1996** Tulane becomes the first men's basketball team in Conference USA to reach the NIT Final Four.
- May 8, 1996** UAB and USF are the first teams to represent C-USA at the NCAA Men's Tennis Championship.
- May 23, 1996** Tulane and USF are the first teams to represent C-USA at the NCAA Baseball Championship.
- June 1996** USF pitcher Mark Roberts becomes the first C-USA player taken in the Major League Baseball Draft, going to the Chicago White Sox in the fourth round.
- June 1996** Memphis forward Lorenzen Wright becomes the first C-USA men's basketball player taken in the NBA Draft, selected by the Los Angeles Clippers with the seventh overall selection.
- August 1996** Houston joins league competition, giving the league 12 teams in conference sport competition.
- August 30, 1996** Tulane upsets preseason favorite Cincinnati in the inaugural C-USA football game in Cincinnati, Ohio.
- September 4, 1996** C-USA announces the addition of East Carolina for football competition beginning with the 1997 season.
- November 2, 1996** Cincinnati's men's cross country team becomes the first C-USA squad to win back-to-back tournament championships.
- November 9, 1996** Memphis upsets No. 6 Tennessee, 21-17, at Liberty Bowl Memorial Stadium, the highest ranked football opponent that a C-USA team has defeated.
- December 13, 1996** Louisville is the first C-USA volleyball team to reach the Sweet 16 of the NCAA Championship.
- December 13, 1996** Charlotte becomes the first team in Conference USA to reach a national semifinal and the first men's soccer team to represent the league at the NCAA Men's Soccer Final Four.
- December 31, 1996** Houston becomes the first football team to represent C-USA at a postseason bowl when it earns an invitation to the Liberty Bowl in Memphis, Tenn., as C-USA's first regular season football champion (shared with Southern Miss).
- February 18, 1997** The Marquette rifle team becomes the first Conference USA team to win back-to-back regular season conference championships.
- March 9, 1997** Conference USA sends a record five teams to the NCAA Women's Basketball Championship (DePaul, Louisville, Marquette, Memphis and Tulane).
- March 10, 1997** C-USA announces the addition of the United States Military Academy in football competition beginning with the 1998 season.
- April 19, 1997** Houston running back Antowain Smith becomes the first C-USA player taken in the NFL Draft when the Buffalo Bills select him in the first round.
- May 1997** Kim Williams of DePaul was selected by the Utah Starzz in the fourth round of the inaugural WNBA Draft, becoming the first C-USA women's basketball player to be drafted.
- May 9, 1997** Elisa Penalvo of Marquette is the first women's tennis player to represent C-USA at the NCAA Women's Tennis Individual Championship.
- May 9, 1997** Marquette, USF and Houston are the first teams to represent C-USA at the NCAA Women's Tennis Championship.
- September 6, 1997** East Carolina plays its first football game in Conference USA.
- September 12, 1997** The UAB men's soccer team posts the league's first win over a No.1-ranked team in any sport when it defeats No. 1 UCLA, 2-0.
- November 15, 1997** Cincinnati becomes the first women's soccer team to represent C-USA at the NCAA Championship.
- November 18, 1997** Conference USA places a record four men's soccer teams in the NCAA Championship. Charlotte, Marquette, Saint Louis and USF represent C-USA.
- December 12, 1997** Saint Louis becomes the second C-USA men's soccer team to reach the NCAA Final Four.
- December 29, 1997** Conference USA posts its first-ever bowl victory as Cincinnati defeats Utah State in the Humanitarian Bowl in Boise, Idaho.
- May 1998** Robert Samuelsson of Tulane is the first men's tennis player to represent C-USA at the NCAA Men's Tennis Individual Championship and the first All-American in C-USA men's tennis history.
- May 1998** Houston finishes 27th at the NCAA Men's Outdoor Track and Field Championship, the highest finish for a C-USA team.
- September 19, 1998** Army plays its first football game in Conference USA.
- November 28, 1998** Cincinnati posts the conference's first men's basketball victory over a No. 1 team, defeating top-ranked Duke at the Great Alaska Shootout.
- December 11, 1998** Louisville makes its second trip to the Sweet 16 in the NCAA Volleyball Championship.
- December 31, 1998** Tulane caps off an undefeated (12-0) football season with a win over BYU in the AXA Liberty Bowl.
- January 3, 1999** Tulane finishes ranked No. 7 in both final polls, the highest ranking ever for a Conference USA football team.
- March 20, 1999** Memphis is the first women's basketball team to represent Conference USA at the Final Four of the WNIT.
- April 23, 1999** Houston posts the conference's first baseball victory over a No. 1 team, defeating top-ranked Rice.
- September 25, 1999** UAB plays its first football game in Conference USA.
- October 12, 1999** Conference USA adds Texas Christian University (TCU) and East Carolina University for competition in all sports. The league also announces that USF will begin league play in football in 2003.
- November 1999** Kenneth Svendsen of Charlotte finishes 23rd at the NCAA Men's Cross Country Championship, the highest finish in this race for a C-USA student-athlete.
- November 1999** C-USA champion Hanne Lyngstad of Tulane records the highest finish ever by a C-USA cross country student-athlete, finishing fourth at the NCAA Championship.
- December 1999** Andrew Bayes of East Carolina is the first consensus All-American in C-USA football history.
- March 2000** Kenyon Martin of Cincinnati becomes the league's first student-athlete to earn National Player of the Year honors, winning the John Wooden Award, the Naismith Award and the Oscar Robertson Trophy.
- March 19, 2000** UAB becomes the first women's basketball team in C-USA to reach the Sweet 16 of the NCAA Tournament.
- May 2000** The Houston men's golf team finishes fourth at the NCAA Championship, the highest-ever finish for a C-USA team.
- May 2000** Jenny Adams of Houston wins the first national championship for C-USA in women's outdoor track in the long jump. Houston records the highest finish for a C-USA team at that event, placing eighth.
- May 2000** Courtney Blades of Southern Miss is the league's first women's softball All-American.
- May 25, 2000** In the league's first season of softball competition, DePaul and Southern Miss make the league's first appearances in the Women's College World Series in Oklahoma City.
- May 25, 2000** Conference USA introduces a new family of logos, part of a comprehensive program designed to reinforce the league's athletic and national emergence.
- June 2000** Southern Miss pitcher Courtney Blades is named the Honda National Softball Player of the Year.
- June 28, 2000** Kenyon Martin of Cincinnati becomes the league's first No. 1 overall pick in a professional draft when he is selected by the New Jersey Nets.
- November 2000** Rhegan Hyypio of Marquette is the first women's soccer student-athlete from Conference USA to be named first team All-America, receiving the honor from Soccer America.
- December 2000** Cincinnati's Jonathan Ruffin is the first C-USA player to win the Lou Groza Award, given to the nation's best placekicker.
- December 2000** For the first time in its five-year football history, Conference USA sends four teams to bowl games. Cincinnati (Motor City), East Carolina (galleryfurniture.com), Louisville (AXA Liberty) and Southern Miss (GMAC) represent C-USA in the post-season.
- March 2001** Houston women's indoor track finishes seventh at the NCAA Championship, the highest finish for a C-USA team.
- March 2001** Jenny Adams of Houston becomes the first female indoor track national champion for C-USA after winning the long jump at the NCAA Indoor Track and Field Championship.
- March 27, 2001** Memphis men's basketball reaches the NIT Final Four.
- May 12, 2001** USF women's golf finishes 23rd at the NCAA Championship, posting the highest finish for a C-USA team.
- May 12, 2001** Megan Francella of Memphis becomes the first women's golfer to represent C-USA at the NCAA Championship.
- June 8, 2001** Tulane becomes the first team to represent C-USA at the College World Series in Omaha, Neb.
- August 25, 2001** TCU plays its first football game in Conference USA.
- December 2001** Tulane kicker Seth Marler becomes the second straight C-USA player to win the Lou Groza Award.

- February 2002** Vonetta Jeffery becomes the first former C-USA student-athlete (and current C-USA coach) to win an Olympic gold medal, after winning the two-person bobsled event in Salt Lake City, Utah.
- March 3, 2002** Cincinnati extends its record string of regular season men's basketball championships to seven.
- March 29, 2002** Memphis becomes the first men's basketball team in Conference USA to win the NIT Championship in New York, marking C-USA's first team national title.
- May 27, 2002** Conference USA receives five bids to the NCAA Baseball Championship, tying for the most NCAA teams by a sport in a single season. East Carolina, Houston, Louisville, USF and Tulane are chosen.
- June 1, 2002** TCU's Adam Rubinson finishes second at the NCAA Men's Golf Championship, the highest finish for a C-USA student-athlete at that event.
- June 2002** Houston pitcher Brad Sullivan becomes the first Conference USA Baseball player to be named a consensus All-American.
- September 16, 2002** Louisville defeats No. 4 Florida State, giving C-USA its highest ranked football win ever.
- October 21, 2002** Britton Banowsky named second Commissioner of Conference USA.
- November 2002** For the first time ever, Conference USA sends three teams to the NCAA Women's Soccer Tournament.
- December 2002** USF's Michelle Collier becomes the first volleyball player in league history to earn All-America honors, being named to the AVCA third team.
- December 2002** For the first time in league history, Conference USA sent five teams to bowl games: TCU (AXA Liberty), Louisville (GMAC), Southern Miss (Houston), Tulane (ConAgra Foods Hawaii) and Cincinnati (New Orleans) each represent the league in postseason action.
- March 2003** Yulia Pakhalina becomes the first C-USA diver to earn three NCAA titles on the three-meter board and two crowns on one-meter.
- March 2003** Conference USA sends five teams to the NCAA Women's Basketball Championship, tying for the most bids in league history. Charlotte, Cincinnati, DePaul, TCU and Tulane each earned bids.
- March 2003** DePaul becomes the first C-USA softball team to defeat the nation's top-ranked team, beating No. 1 and eventual national champion UCLA.
- April 2003** Conference USA sends a record four teams to the NCAA Women's Golf Championship (East Carolina USF, TCU and Tulane).
- April 2003** Marquette becomes the first C-USA men's basketball team to reach the NCAA Final Four.
- May 2003** Tulane becomes the first C-USA men's tennis team to reach the round of 16 at the NCAA Championship.
- November 4, 2003** Conference USA announces the addition of five schools that will begin competition in the league beginning with the 2005-06 season: Marshall, Rice, SMU, Tulsa and UCF.
- November 4, 2003** Cincinnati, DePaul, Louisville, Marquette and USF announce that they will leave Conference USA at the end of the 2004-05 athletic season to join the Big East Conference.
- November 10, 2003** TCU is ranked sixth in the BCS rankings, marking the highest ranking that any non-BCS league school has ever achieved in the poll.
- November 10, 2003** Charlotte and Saint Louis accept invitations to become members of the Atlantic 10 Conference, beginning with the 2005-06 athletic season.
- December 2003** Vedad Ibisevic of Saint Louis becomes the first C-USA Men's Soccer player to be named National Freshman of the Year.
- January 11, 2004** For the first time in league history, three C-USA women's basketball teams are ranked in the Top 25, as DePaul, Houston and TCU are each nationally-ranked.
- March 6, 2004** Conference USA becomes the first Division I league in more than 20 years to have five teams tie for a regular season men's basketball championship. Charlotte, Cincinnati, DePaul, Memphis and UAB each earn a share of the regular season crown.
- March 14, 2004** Conference USA sends a record six teams to the NCAA Men's Basketball Tournament, the highest number of bids in any sport in league history. Charlotte, Cincinnati, DePaul, Louisville, Memphis and UAB each advanced to NCAA play and all posted 20 or more victories.
- March 15, 2004** Houston becomes the first C-USA women's basketball team to be ranked in the Top 10, finishing No. 9 in the AP poll.
- March 2004** Conference USA produced an all-time high of 17 postseason basketball teams (6 NCAA Men, 4 NCAA Women, 2 NIT, 5 WNIT).
- March 2004** C-USA advances four men's basketball teams and four women's basketball teams to the second round of the NCAA Tournament. It is the first time that either sport has advanced four teams to the second round in the same season.
- March 21, 2004** UAB's men's basketball team advances to its first Sweet 16 since 1982 with a win over top-seeded Kentucky. It marks the second straight year that a C-USA team has defeated the No. 1 overall seed Wildcats in the NCAA Tournament.
- April 2004** Houston's Joe Curl becomes the first C-USA women's basketball coach to earn National Coach of the Year accolades, garnering that honor from the Associated Press, USBWA and ESPN.com.
- April 2004** Houston's Chandi Jones becomes the first C-USA women's basketball player to earn consensus All-America honors. In achieving that status, she became the first player in league history to be named to the Kodak All-America team.
- April 30, 2004** The University of Texas at El Paso (UTEP) officially becomes a member of Conference USA, effective July 1, 2005.
- May 16, 2004** Conference USA sends a record five teams to the NCAA Softball Championship. DePaul, Houston, Louisville, USF and Southern Miss each earn bids.
- May 16, 2004** Tulane becomes the first C-USA women's tennis team to reach the round of 16 at the NCAA Championship.
- May 31, 2004** Tulane's Michael Kogan becomes the first C-USA men's tennis player to advance to the NCAA Singles Championship match before falling to Baylor's Benjamin Becker.
- June 7, 2004** For the first time in league history, C-USA sends two baseball teams to the NCAA Super Regionals when East Carolina and Tulane both advance.
- July 1, 2004** The conference office relocates to Irving, Texas.
- December 4, 2004** Louisville earned its third Sweet Sixteen appearance in the NCAA Volleyball Championship.
- January 5, 2005** Louisville finishes sixth in the final Associated Press football poll, the highest ranking ever for a C-USA team.
- January 5, 2005** Tulane ranked No. 1 in Baseball America's preseason poll, the first time other than men's basketball, a C-USA team earned a No. 1 ranking.
- January 2005** Louisville's football team finishes the season ranked No. 6 in the final Associated Press poll, marking the highest final ranking in C-USA history.
- January 2005** Tulane becomes the first Conference USA baseball team to be ranked No. 1, earning the top ranking in Baseball America's preseason poll.
- February 11, 2005** East Carolina freshman LaShawn Merritt posted the third-fastest indoor 400-meter time in world history, making him the second-fastest man ever indoors. The time is slower than only the legendary Michael Johnson's world record of 44.63, set in 1995, and Johnson's 1996 time of 44.66. It is the fastest time ever run by a junior (19-and-under) athlete indoors and also established a new NCAA, Conference USA and East Carolina record.
- March 28, 2005** Louisville's men's basketball team completes a furious second-half rally to defeat Washington and advance to the NCAA Men's Final Four in St. Louis. The Cardinals become the second C-USA team to reach the Men's Final Four.
- April 24, 2005** East Carolina's Ricky Brooks throws the first no-hitter in a Conference USA baseball game, blanking Memphis, 3-0. He is only a dropped third strike away from tossing a perfect game.
- May 2005** TCU's Ana Cetnik and Story-Tweedie Yates advance to the semifinals of the NCAA Women's Tennis Doubles Championship.
- May 28, 2005** DePaul defeats Northwestern to become the third Conference USA softball team to reach the Women's College World Series.
- June 2005** C-USA sends a record 20 individual competitors to the NCAA Women's Outdoor Track and Field Championships
- June 2005** Tulane becomes the first C-USA school to earn the No. 1 national seed in the NCAA Baseball Championship. The Green Wave go on to become the second league team to advance to the College World Series.
- July 1, 2005** Marshall, Rice, SMU, Tulsa, UCF and UTEP officially become members of Conference USA.
- December 3, 2005** Conference USA hosts its inaugural football championship at The Florida Citrus Bowl. Tulsa defeated UCF, 44-27, to earn the league's first championship crown.
- December 9, 2005** SMU becomes the first team to play in the Men's Soccer College Cup since 1997.
- December 2005** Conference USA sends a league-record six teams to postseason bowl games. Tulsa (AutoZone Liberty), UTEP (GMAC), UCF (Sheraton Hawaii), Houston (Forth Worth), Southern Miss (New Orleans) and Memphis (Motor City) represented the league in postseason action.
- March 12, 2006** Memphis men's basketball earns a No. 1 seed in the NCAA Tournament.
- June 13, 2006** Rice advances to its fifth College World Series in the last 10 years.
- June 16, 2006** Houston's Brad Lincoln is named the 2006 winner of the Dick Howser Trophy.

COMMISSIONER BRITTON BANOWSKY



In his fifth year as Commissioner of Conference USA, Britton Banowsky directs a league that is focused on excellence in athletics, academics and the community with his progressive leadership.

Under his direction, Conference USA has maintained a solid foundation, developed a strong identity and reinforced its position in collegiate athletics.

With a wealth of experience in intercollegiate athletics, Banowsky became the new Commissioner of Conference USA on October 28, 2002. He is only the second Commissioner in C-USA replacing Mike Slive, who held the reins since the Conference's inception in 1995. Banowsky arrived in his new role during a dynamic time in intercollegiate athletics. With schools changing allegiances among their conference memberships, Banowsky led the Conference through a transitional period and orchestrated a restructured Conference USA that began competition in August 2005.

Six nationally prominent universities – Marshall, Rice, SMU, Tulsa, UCF and UTEP – joined tradition-rich members – East Carolina, Houston, Memphis, Southern Miss, Tulane and UAB – to form the new look of the league. Twelve members are concentrated within nine states, with four members in the state of Texas. As a result, the Conference headquarters were moved from Chicago to Irving, Texas during the summer of 2004.

With the realigned membership in place, Banowsky guided Conference USA through a 10th Anniversary celebration and transition to a 12-team league competing in all sports. The new Conference USA entered into a long-term agreement with CSTV and renewed its partnership with ESPN, ensuring significant national and regional television exposure into the next decade. The league secured six bowl tie-ins for postseason football participation and achieved a significant milestone when the inaugural Football Championship made its debut in 2005. The Conference recently completed a five-year strategic plan which establishes clear direction for the future and is grounded on the league's commitment to excellence in athletics, academics and community involvement conference-wide.

Banowsky, a licensed attorney in the state of Texas, has more than 16 years experience as a collegiate conference administrator. He came to Conference USA from the Big 12 Conference, where he has served as Associate Commissioner for six years. Banowsky was instrumental in laying the organizational foundation for the Big 12 prior to its official launch in July 1996.

He was responsible for management of the Big 12 Conference's legal affairs, including the administration of television, bowl, and championships agreements. He oversaw national policy development, governance and NCAA regulatory matters, as well as assisted the commissioner in strategic planning and the management of the league office. Banowsky also served as a corporate officer and liaison to the league's Board of Directors.

Prior to joining the Big 12, Banowsky was the Commissioner of the Southland Conference. During his tenure at the Southland, the Conference was incorporated and its Board of Directors were engaged. He was also involved in negotiating a multi-year television agreement, founding a corporate sponsorship program, directing a conference-wide initiative to develop women's athletics, and engineering the expansion of the Southland Football League, one of the nation's premier Division I-AA football conferences.

Banowsky was an Assistant Commissioner at the Southland before joining the former Southwest Conference as an Assistant Commissioner. While at the old SWC, Banowsky was responsible for the league's legal affairs and compliance activities.

The 46-year old Banowsky has served on several national committees, including the NCAA Special Committee to Review Marketing and Licensing Activities; the Bowl Championship Series (BCS) Television Negotiations Committee; the NCAA Division I Management Council; and the NCAA Committee on Academic Performance. He has also served as an officer of the Collegiate Commissioners Association (CCA) and is a current member of the Dallas Assembly.

Born in Los Angeles, Calif., Banowsky has spent most of his professional career in the state of Texas. He is a graduate of the University of Oklahoma, where he earned both a business and a law degree. Banowsky and his wife, Cindy, have three children: Kendall, Brit and Wade.

The Banowsky File

2002-present	Commissioner, Conference USA
1996-2002	Associate Commissioner, Big 12 Conference
1993-1996	Commissioner, Southland Conference
1991-1993	Assistant Commissioner, Southwest Conference
1989-1991	Assistant Commissioner, Southland Conference
1986-1989	Lawyer, Private Practice

Membership on National Committees (Current)

Collegiate Commissioners Association (CCA)
 NCAA Committee on Academic Performance Committee
 Bowl Championship Series (BCS) Television Negotiations Committee

Membership on National Committees (Past)

NCAA Special Committee to Review Marketing and Licensing Activities
 NCAA Two-Year College Relations Committee
 NCAA Division I Management Council

2006-2007 CONFERENCE USA CHAMPIONSHIPS

SPORT	DATE	SITE	HOST
Cross Country	October 28	Greenville, N.C.	East Carolina
Women's Soccer	November 1-5	Dallas, Texas	SMU
Men's Soccer	November 1-5	Tulsa, Okla.	Tulsa
Volleyball	November 16-19	Houston, Texas	Houston
Football	December 1	TBD	TBD
Women's Swimming & Diving	February 14-17	Houston, Texas	Houston
Indoor Track & Field	February 23-24	Houston, Texas	Houston
Women's Basketball	March 1-4	Tulsa, Okla.	Tulsa
Men's Basketball	March 7-10	Memphis, Tenn.	Memphis (FedExForum)
Women's Tennis	April 19-22	Tulsa, Okla.	Tulsa
Men's Tennis	April 20-22	Houston, Texas	Rice
Women's Golf	April 23-25	Birmingham, Ala.	UAB
Men's Golf	April 28-30	Texarkana, Texas	C-USA
Softball	May 10-12	Orlando, Fla.	UCF
Outdoor Track & Field	May 10-12 or 11-13	Houston, Texas	Rice
Baseball	May 23-27	New Orleans, La.	Tulane

2005-06 CONFERENCE USA CHAMPIONSHIP SCOREBOARD

SPORT	REG. SEASON CHAMP	TOURNAMENT CHAMP	NCAA TEAMS
Men's Cross Country	N/A	UTEP	UTEP
Women's Cross Country	N/A	Rice	Rice
Women's Soccer	UCF, SMU	Rice	Rice, SMU, UTEP
Men's Soccer	SMU	South Carolina	SMU, South Carolina
Volleyball	Marshall	Marshall	Marshall
Football	UCF, Tulsa	Tulsa	Houston, Memphis, Southern Miss, Tulsa
Women's Swimming & Diving	N/A	SMU	UCF, UTEP
Men's Indoor Track & Field	N/A	UTEP	N/A
Women Indoor Track & Field	N/A	Houston	Six individuals
Women's Basketball	Tulsa	Tulsa	Four individuals, relay
Men's Basketball	Memphis	Memphis	Tulsa
Women's Golf	N/A	East Carolina	Memphis, UAB
Men's Golf	N/A	SMU	East Carolina, SMU, Tulsa
Women's Tennis	N/A	Rice	Houston, SMU, Tulsa
Men's Tennis	N/A	Tulsa	Rice
Softball	Tulsa	Tulsa	Rice, SMU, Tulsa
Men's Outdoor Track & Field	N/A	UTEP	Tulsa
Women's Outdoor Track & Field	N/A	Houston	10 individuals, three relays
Baseball	Rice	Rice	11 individuals, three relays
			Houston, Rice, Southern Miss, Tulane



Tulsa celebrates its first Conference USA Women's Basketball Championship title and its first trip to the NCAA's in 2005-2006.



Rice baseball, ranked in the top spot in the national poll for most of the season, won its first Conference USA title in 2006. The Owls hosted the championship event at Reckling Park in Houston.

Note: Conference USA, the Big 12 and the Sun Belt have consolidated men's basketball officiating services, with Dale Kelley serving as coordinator.

Andy Abrams
 Patrick Adams
 Mike Ashurst
 Brent Barnaky
 James Breeding
 Art Brown
 Jim Burr
 J.B. Caldwell
 Kyle Chambers
 Dan Chrisman
 Terry Christman
 Rick Crawford
 Sam Croft
 Eric Curry
 Don Daily
 Terry Davis
 Rodrick Dixon
 Bob Donato
 Brent Dugas
 James Durham
 Tom Eades
 Duke Edsall
 Michael Eggers
 K.C. Ely
 Warren Evans
 Brad Ferrie
 Rick Fields
 Tim Gattis
 John Goble
 Donnee Gray
 Tony Greene
 David Hall
 Brent Hampton
 John Hampton
 Verne Harris
 Jeb Hartness
 Rick Hartzell
 Randy Heimerman
 James Hicks
 John Higgins
 Tim Higgins
 Ed Hightower
 Ted Hillary
 Danny Hooker
 Bobby Jacobs
 Paul Janssen
 Bill Kennedy
 Kipp Kissinger
 Michael Kitts
 Danny Leasure

Joe Lindsay
 Mike Littlewood
 Mike Litzelfelner
 David Lott
 Hal Lusk
 Bob Mahre
 Jeff Malham
 David Maracich
 Kevin Mathis
 Gary Maxwell
 Anthony May
 Brent Meaux
 Terry Moore
 Kyle Neve
 Jeff Nichols
 Terry Oglesby
 Steve Olson
 Tom O'Neill
 Antinio Petty
 Gerry Pollard
 Steven Pyatt
 Ruben Ramos
 Rick Randall
 Troy Raymond
 Quinton Reece
 Mark Reischling
 Greg Renegarbe
 Larry Rose
 Jackie Sanders
 Mike Sanzere
 Brian Saxon
 Kelly Self
 Curtis Shaw
 Doug Shows
 Doug Simrons
 Bert Smith
 Winston Stith
 Mike Stuart
 Raymond Styons
 Lynn Suber
 Mike Thibodeaux
 Scott Thornley
 Joe Townsell
 Ted Valentine
 Larry Ware
 George E. Washington
 Steve Welmer
 Mark Whitehead
 Mike Wood



DALE KELLEY
 Coordinator of Men's
 Basketball Officials

2006-07 RULES CHANGES

LED Lights. (Old Rule 1-18). LED lights may be used on the shot clock, but the lights shall only be activated for a shot-clock violation. **Rationale:** LED lights have been incorporated into the shot clock and can be beneficial to the officials, when available. Early usage has indicated that the lights can also be connected to the game clock and horn. This is not legal.

Intentionally Kicked Ball. (Old Rule 2-14.6.f, 2-14.7.b). When an intentionally kicked ball occurs with 14 seconds or less, set the shot clock to 15 seconds. When an intentionally kicked ball occurs with 15 seconds or more, the clock shall remain as is. **Rationale:** This simplifies a rule that was made last year.

Substitution. (Old Rule 3-4.11). When a player is required to be replaced for disqualification, injury or blood before the administration of multiple free throws, all substitutes who have legally reported into the game before that player had been replaced shall be allowed to enter. **Rationale:** Allowing the other substitutes to enter the game would not cause a delay.

Undergarments. (Old Rule 3-5.13 and .14). Shirt sleeves may not extend below the elbow. Compression pants may not extend below the game pants. **Rationale:** This will eliminate the use of undergarments that extend to the ankle and long sleeves.

Arm Sleeves. (Old Rule 3-5.13). Arm sleeves are illegal unless worn for medical purposes. **Rationale:** Sleeves are unnecessary and inappropriate equipment without permission from a trainer or physician.

Wristbands and Headbands. (Old Rule 3-5.15, 3-5.16). Wristbands and headbands must be either the dominant color of the game jersey or white. The color shall be uniform for the entire team. **Rationale:** This eliminates the problem of finding headbands the same as the dominant color of the game jersey and requires team uniformity.

Point of Interruption. (Old Rule 4-51.1.a, 7-5.13, .15 and .16). Play shall resume at the point of interruption after double fouls and simultaneous personal fouls. **Rationale:** This creates consistency in where the ball will be returned to play after double fouls and simultaneous fouls.

Screener Position. (Old Rule 4-57). The normal stance of a screener shall be approximately shoulder width. **Rationale:** This incorporates a long-time established interpretation into the text of the rules.

Timeout Request. (Old Rule 5-9.3.a, 5-10.1.a). A timeout shall not be recognized when an airborne player's momentum carries him either out-of-bounds or into the backcourt. **Rationale:** Often the player has already committed a violation before the timeout is granted. This play is happening too frequently in the game today.

Use of Timeouts. (Old Rule 5-10.22). During games that do not have media present, a 75-second timeout shall be charged when an appeal for a correctable error is not correctable. When a 75-second timeout is not available, a 30-second timeout shall be used. **Rationale:** This clarifies the situation.

Publication Note: The NCAA Men's and Women's Basketball Illustrated Book will no longer be published. The visual diagrams will be incorporated online.

Experimental Rules. The men will experiment with eliminating the first lane space nearest the basket on each side of the lane and using the present, second, third and fourth lane spaces on each side of the lane.

Points of Emphasis. Rough play and palming will remain as points of emphasis for the 2006-07 season. The committee will also emphasize proper adjudication of the loose-ball pile-ups that occur during the game, including calling personal fouls and ensuring the possession of the ball before granting a timeout.

QUICK FACTS

Location	Greenville, N.C.
Founded	1907
Enrollment	23,164
Nickname	Pirates
Colors	Purple and Gold
Home Court	Williams Arena at Minges Coliseum (8,000)
Chancellor	Dr. Steve Ballard
Athletics Director	Terry Holland
Faculty Athletics Representative	Dr. David Dossier
Senior Woman Administrator	Rosie Thompson
Head Coach	Ricky Stokes (Virginia '84)

SPORTS INFORMATION

Assistant Director	Jody Jones
Office Phone	252/737-4522
Home Phone	252/215-5623
FAX	252/737-4528
E-Mail	jonesjod@ecu.edu
Website	www.ecupirates.com
Press Row Phone	252/328-0135



Ricky Stokes
Head Coach



Dr. Steve Ballard
Chancellor



Terry Holland
Athletics Director



Rosie Thompson
SWA



Jody Jones
SID



Williams Arena at Minges Coliseum

BASKETBALL FACTS

Letterwinners Returning/Lost	4/11
Starters Returning/Lost	3/2
2005-06 Record	8-20, 2-12 C-USA
Conference USA Championship	0-1 (First Round)
Postseason	None
All-Time Program Record915-898 (.505), 74 seasons
NCAA Tournament Appearances	2 (1972, 1993)
NCAA Record	0-2
NIT Appearances	None
NIT Record	0-0

PIRATES

ROSTER

No.	Name	Pos.	Ht.	Wt.	Yr.	Hometown/Previous School
2	James Dillard	G	6-5	190	Fr.	Apex, N.C./Apex
3	Cory Farmer	G	6-3	185	Jr.	Charlotte, N.C./Tallahassee CC
4	Sam Hinnant	G	6-4	195	So.	Charlotte, N.C./Fork Union Military Academy
5	Courtney Captain	G	6-1	180	Sr.	Galveston, Texas/San Jacinto College
12	Taylor Gagnon	F	6-6	210	Jr.	Greenville, N.C./J.H. Rose
15	Jeremy Ingram	G	6-3	185	Jr.	Kinston, N.C./Wake Forest University
22	Darrell Jenkins	G	5-11	180	Jr.	Marietta, Ga./College of Southern Idaho
23	John Fields	F	6-9	205	Fr.	Fayetteville, N.C./Jack Britt
25	Justin Ramsey	C	6-10	240	Fr.	Chesapeake, Va./Calvary Christian
30	Greyson Sargent	G	6-5	185	Fr.	Wake Forest, N.C./Fork Union Military Academy
32	Gabe Blair	F	6-8	190	Fr.	Kings Mountain, N.C./Hope Christian
33	Chad Wynn	C	6-10	255	Fr.	Marietta, Ga./North Atlanta Prep
34	Brandon Evans	G	6-2	180	Fr.	Jackson, Tenn./Liberty Tech



Courtney Captain

SCHEDULE

Date	Opponent	Time
N11	MORGAN STATE	6:00p
N14	at Richmond	7:00p
N18	at UNC Greensboro	7:00p
N21	LIMESTONE	7:00p
N25	NORTH CAROLINA CENTRAL	7:00p
D2	at Liberty	7:00p
D5	at UNC Wilmington	7:00p
D9	USF	7:00p
D18	at Morgan State	7:00p
D21	WINTHROP	7:00p
D28	at North Carolina State (ESPNU)	7:00p
J2	at Wake Forest	7:00p
J6	CHOWAN COLLEGE	7:00p
J10	at Tulsa (CSTV)	8:05p
J13	RICE	7:00p
J17	TULANE	7:00p
J20	MEMPHIS (CSTV)	6:00p
J24	at Southern Miss	8:00p
J27	UAB	7:00p
J31	at Marshall	7:00p
F3	at Rice	3:00p
F7	UCF	7:00p
F10	at Houston	8:00p
F14	SOUTHERN MISS	7:00p
F17	at SMU	8:00p
F21	MARSHALL	7:00p
F24	UTEP	7:00p
F28	at Tulane	8:00p
M3	at UCF	7:30p
M7-10	at C-USA Championship, Memphis, Tenn.	

2005-06 RESULTS (8-20, 2-12 C-USA)

N18	NORTH CAROLINA A&T	W	86-75
N22	GARDNER-WEBB	L	72-77
N30	at Wofford	W	66-62
D3	at Old Dominion	L	53-79
D6	UNC GREENSBORO	L	70-78
D10	WESTERN CAROLINA	L	48-56
D18	at Winthrop	L	48-70
D21	at Toledo	L	62-73
D28	LIMESTONE	W	87-54
D31	UNC-WILMINGTON	W	82-69
J3	at (22) Wake Forest (FSN South)	L	54-58
J7	ST. PAUL'S	W	80-74
J11	(5) MEMPHIS (CSTV)	L	67-77
J14	at UTEP	L	45-58
J18	SMU	L	70-74 (OT)
J21	at Tulane	L	52-60
J25	UCF	L	59-64
J28	TULSA	W	59-45
F1	at Marshall	L	66-72
F4	HOUSTON	L	60-64 (OT)
F11	at UAB	L	74-82
F15	at Rice (CSTV)	L	54-62
F18	MARSHALL	W	63-59
F22	at UCF	L	49-69
F25	TULANE	L	53-66
M4	at Southern Miss	L	56-74
M8-11	at C-USA Championship, Memphis, Tenn.		
M8	vs. UCF	L	52-65

C-USA Games in Bold

HOME GAMES IN CAPS. Conference games in bold.
All times Eastern and subject to change.

2005-2006 STATISTICS

All Games (Returnees in Bold)

Player	GP-GS	Avg Min	TOTAL		3-PTS		FT-FTA	Pct	Off	REBOUNDS			PF	FO	A	TO	Blk	Stl	Pts	Avg
			FG-FGA	Pct	3FG-FGA	Pct				Def	Tot	Avg								
ROUSE, Corey	28-28	31.2	140-266	.526	1-2	.500	118-206	.573	110	191	301	10.8	93	4	40	92	30	26	399	14.2
HINNANT, Sam	28-28	30.5	92-259	.355	50-154	.325	51-72	.708	19	62	81	2.9	47	0	54	43	1	14	285	10.2
CAPTAIN, Courtney	28-18	27.1	73-232	.315	48-148	.324	54-68	.794	16	58	74	2.6	45	1	57	71	0	28	248	8.9
INGRAM, Jeremy	21-18	24.7	67-193	.347	46-136	.338	36-42	.857	19	55	74	3.5	62	4	29	21	2	30	216	10.3
BEALE, Tyronne	28-19	18.0	71-142	.500	0-2	.000	24-30	.800	31	38	69	2.5	37	1	0	15	4	11	166	5.9
MCNEIL, Japhet	26-15	25.8	34-81	.420	3-18	.167	40-69	.580	14	39	53	2.0	64	3	146	84	2	46	111	4.3
HART, Jonathan	27-5	16.4	36-76	.474	1-1	1.000	30-41	.732	36	45	81	3.0	74	3	5	22	2	15	103	3.8
HAMMONDS, Tom	27-3	14.9	33-116	.284	15-70	.214	17-37	.459	7	31	38	1.4	24	0	20	26	0	8	98	3.6
GAGNON, Taylor	27-4	11.3	14-45	.311	2-13	.154	10-21	.476	17	35	52	1.9	43	1	4	17	1	3	40	1.5
KING, Josh	18-0	6.1	9-27	.333	6-19	.316	5-6	.833	3	6	9	0.5	3	0	9	9	0	3	29	1.6
CASTRO, Mike	8-1	7.4	6-9	.667	0-0	.000	6-12	.500	9	7	16	2.0	13	1	2	6	0	5	18	2.2
GOODS, Quinton	10-0	6.5	4-10	.400	0-0	.000	4-9	.444	11	7	18	1.8	14	0	1	5	0	3	12	1.2
ROBINSON, Jeff	11-0	5.0	3-10	.300	0-4	.000	6-8	.750	2	2	4	0.4	7	0	6	6	2	2	12	1.1
MATTONI, Nick	9-0	3.9	2-10	.200	1-6	.167	0-2	.000	1	4	5	0.6	2	0	2	2	1	2	5	0.6
O'NEIL, Will	6-1	3.8	2-7	.286	0-0	.000	1-4	.250	2	4	6	1.0	3	0	1	0	1	0	5	0.8
TEAM									47	47	94	3.4	0		15					
TOTAL	28	5675	586-1483	.395	173-573	.302	402-627	.641	344	631	975	34.8	531	18	376	434	46	196	1747	
OPPONENTS	28	5675	628-1455	.432	179-529	.338	439-627	.700	304	672	976	34.9	569	-	391	414	81	217	1874	66.9

C-USA Games (Returnees in Bold)

Player	GP-GS	Avg Min	TOTAL		3-PTS		FT-FTA	Pct	Off	REBOUNDS			PF	FO	A	TO	Blk	Stl	Pts	Avg
			FG-FGA	Pct	3FG-FGA	Pct				Def	Tot	Avg								
ROUSE, Corey	14-14	32.4	70-139	.504	1-2	.500	49-88	.557	54	95	149	10.6	48	1	24	42	12	7	190	13.6
HINNANT, Sam	14-14	30.3	41-126	.325	24-78	.308	23-31	.742	10	36	46	3.3	25	0	33	21	0	7	129	9.2
INGRAM, Jeremy	14-11	24.5	39-128	.305	27-90	.300	22-26	.846	15	37	52	3.7	40	3	15	12	1	17	127	9.1
CAPTAIN, Courtney	14-10	26.9	31-118	.263	19-71	.268	25-31	.806	12	29	41	2.9	21	0	27	33	0	13	106	7.6
BEALE, Tyronne	14-10	20.1	34-74	.459	0-2	.000	10-11	.909	17	18	35	2.5	19	0	0	8	4	7	78	5.6
HART, Jonathan	13-3	17.7	13-31	.419	1-1	1.000	21-30	.700	17	21	38	2.9	32	1	2	10	0	7	48	3.7
HAMMONDS, Tom	13-2	13.8	16-53	.302	6-33	.182	10-17	.588	2	12	14	1.1	13	0	10	13	0	3	48	3.7
MCNEIL, Japhet	12-4	23.9	14-31	.452	1-8	.125	11-21	.524	8	15	23	1.9	32	1	58	34	1	19	40	3.3
KING, Josh	11-0	7.5	7-22	.318	5-16	.312	5-6	.833	2	4	6	0.5	2	0	7	6	0	2	24	2.2
GAGNON, Taylor	14-0	9.0	6-20	.300	0-4	.000	2-5	.400	10	12	22	1.6	20	1	1	9	1	2	14	1.0
GOODS, Quinton	5-0	5.2	2-6	.333	0-0	.000	2-2	1.000	3	3	6	1.2	4	0	1	3	0	1	6	1.2
O'NEIL, Will	3-1	4.0	2-5	.400	0-0	.000	1-2	.500	2	2	4	1.3	2	0	1	0	0	0	5	1.7
ROBINSON, Jeff	4-0	3.2	0-1	.000	0-0	.000	2-4	.500	1	1	2	0.5	3	0	2	3	0	0	2	0.5
MATTONI, Nick	4-0	3.5	0-4	.000	0-2	.000	0-0	.000	1	1	2	0.5	1	0	0	1	1	0	0	0.0
CASTRO, Mike	1-1	2.0	0-0	.000	0-0	.000	0-0	.000	0	0	0	0.0	0	0	0	0	0	0	0	0.0
TEAM									25	29	54	3.9	0		7					
TOTAL	14	2850	275-758	.363	84-307	.274	183-274	.668	179	315	494	35.3	262	7	181	202	20	85	817	58.4
OPPONENTS	14	2850	317-746	.425	79-254	.311	203-294	.690	168	351	519	37.1	273	-	215	191	41	106	916	65.4

RICKY STOKES

Hometown: Highland Springs, Va.

Alma Mater: Virginia (1984)

Born: March 29, 1962

Coaching Experience:

1984-85 Virginia Graduate Assistant Coach
 1988-89 Virginia Assistant Coach
 1989-97 Bowling Green State Assistant Coach
 1997-98 Virginia Assistant Coach
 1998-99 Texas Associate Head Coach
 1999-03 Virginia Tech Head Coach –
 46-69 (.391) – four seasons
 2003-05 South Carolina Asst. Coach
 2005- East Carolina Head Coach –
 8-20 (.286) – one season
 Career Head Coaching Record –
 54-89 (.378) – five seasons

Coaching Staff:

Mack McCarthy (Virginia Tech, '74) –
 second season at ECU
 Chris Ferguson (Cumberland, '81) –
 second season at ECU
 Larry Dixon (Johnson C. Smith, '96) –
 second season at ECU

Office Phone: 252/737-4592

Office FAX: 252/737-4594



ALL-TIME COACHING RECORDS

Name	Years	Rec. (Pct.)
C.W. Porter	1931-32	8-9 (.471)
C.K. Beatty	1932-34	12-17 (.413)
G.L. Mathis	1934-36	18-17 (.514)
Bo Farley	1936-37; 1939-40	24-18 (.517)
Joe Alexander	1937-38	8-12 (.400)
Gordon Gilbert	1938-39	17-10 (.630)
John Christenbury	1940-43	25-15 (.625)
Earl Smith	1945-46; 1959-63	69-49 (.585)
Jim Johnson	1946-47	17-10 (.630)
Howard Porter	1947-59	182-102 (.641)
Wendell Carr	1963-66	32-40 (.444)
Tom Quinn	1966-74	102-107 (.488)
Dave Patton	1974-77	40-42 (.488)
Larry Gilliam	1977-79	21-32 (.396)
Dave Odom	1979-82	40-40 (.500)
Charlie Harrison	1982-87	51-90 (.362)
Mike Steele	1987-91	48-68 (.414)
Eddie Payne	1991-96	57-57 (.500)
Joe Dooley	1996-99	57-52 (.523)
Bill Herrion	1999-2005	70-98 (.417)
Ricky Stokes	2005-	8-20 (.286)

NOTEBOOK

- ECU returns three of its top four scorers from last season, led by Conference USA All-Freshman Team selection **SAM HINNANT** (10.2).
- Guards **JEREMY INGRAM** (2.19 three-pointers per game) and **SAM HINNANT** (1.79) each ranked among the league leaders in that category last season. Ingram ranked sixth in C-USA and Hinnant was No. 12 on the chart.
- ECU has eight newcomers listed on its 2006-07 roster, six freshmen and two junior college transfers.
- The Pirates will be a much bigger team this season with four players listed at 6-8 or taller, all of whom are freshmen.
- Eight of the 12 players listed on the roster played high school basketball in North Carolina.
- Youth will reign supreme in Greenville as the lone senior on East Carolina's roster is guard **COURTNEY CAPTAIN**. Juniors **TAYLOR GAGNON** and **JEREMY INGRAM** are the only players on the squad with more than a year of Division I experience.

YEAR-BY-YEAR

Year	Coach	Record	NCAA/NIT	Year	Coach	Record	NCAA/NIT
1931-32	C.W. Porter	8-9		1969-70	Tom Quinn	16-10	
1932-33	C.K. Beatty	9-6		1970-71	Tom Quinn	13-12	
1933-34	C.K. Beatty	3-11		1971-72	Tom Quinn	14-15	NCAA (0-1)
1934-35	G.L. Mathis	7-11		1972-73	Tom Quinn	13-13	
1935-36	G.L. Mathis	11-6		1973-74	Tom Quinn	13-12	
1936-37	Bo Farley	13-11		1974-75	Dave Patton	19-9	
1937-38	Joe Alexander	8-12		1975-76	Dave Patton	11-15	
1938-39	Gordon Gilber	17-10		1976-77	Dave Patton	10-18	
1939-40	Bo Farley	11-7		1977-78	Larry Gillman	9-17	
1940-41	John Christenbury	15-4		1978-79	Larry Gillman	12-15	
1941-42	John Christenbury	9-9		1979-80	Dave Odom	16-11	
1942-43	John Christenbury	1-2		1980-81	Dave Odom	12-14	
1943-44				1981-82	Dave Odom	10-17	
1944-45	No coach	11-5		1982-83	Charlie Harrison	16-13	
1945-46	Earl Smith	16-9		1983-84	Charlie Harrison	4-24	
1946-47	Jim Johnson	17-10		1984-85	Charlie Harrison	7-21	
1947-48	Howard Porter	13-11		1985-86	Charlie Harrison	12-16	
1948-49	Howard Porter	10-9		1986-87	Charlie Harrison	12-16	
1949-50	Howard Porter	16-7		1987-88	Mike Steele	8-20	
1950-51	Howard Porter	13-11		1988-89	Mike Steele	15-14	
1951-52	Howard Porter	14-11		1989-90	Mike Steele	13-18	
1952-53	Howard Porter	18-5		1990-91	Mike Steele	12-16	
1953-54	Howard Porter	23-2		1991-92	Eddie Payne	10-18	
1954-55	Howard Porter	16-8		1992-93	Eddie Payne	14-16	NCAA (0-1)
1955-56	Howard Porter	18-9		1993-94	Eddie Payne	15-12	
1956-57	Howard Porter	13-13		1994-95	Eddie Payne	18-11	
1957-58	Howard Porter	15-7		1995-96	Joe Dooley	17-11	
1958-59	Howard Porter	13-9		1996-97	Joe Dooley	17-10	
1959-60	Earl Smith	14-9		1997-98	Joe Dooley	10-17	
1960-61	Earl Smith	12-9		1998-99	Joe Dooley	13-14	
1961-62	Earl Smith	15-12		1999-00	Bill Herrion	10-18	
1962-63	Earl Smith	12-10		2000-01	Bill Herrion	14-14	
1963-64	Wendell Carr	9-15		2001-02	Bill Herrion	12-18	
1964-65	Wendell Carr	12-10		2002-03	Bill Herrion	12-15	
1965-66	Wendell Carr	11-15		2003-04	Bill Herrion	13-14	
1966-67	Tom Quinn	7-17		2004-05	Bill Herrion	9-19	
1967-68	Tom Quinn	9-17		2005-06	Ricky Stokes	8-20	
1968-69	Tom Quinn	17-11					
				74 Seasons	915-898 (.505)		



Jeremy Ingram

QUICK FACTS


Location..... Houston, Texas
 Founded..... 1927
 Enrollment..... 35,400
 Nickname..... Cougars
 Colors..... Scarlet and White
 Home Court..... Hofheinz Pavilion (8,479)
 President..... Dr. Jay Gogue
 Athletics Director..... Dave Maggard
 Faculty Athletics Representative..... Dr. Richard Scamell
 Senior Woman Administrator..... Diane Hall
 Head Coach..... Tom Penders (Connecticut '67)

SPORTS INFORMATION

Assistant Director..... Rick Poulter
 Office Phone..... 713/743-9407
 Home Phone..... 713/489-7364
 FAX..... 713/743-9411
 E-Mail..... rpoulter@uh.edu
 Website..... www.uhcougars.com
 Press Row Phone..... 713/743-9477



Tom Penders
Head Coach



Dr. Jay Gogue
Chancellor



Dave Maggard
Athletics Director



Diane Hall
SWA



Rick Poulter
SID

C
O
U
G
A
R
S



Hofheinz Pavilion

BASKETBALL FACTS

Lettermen Returning/Lost..... 5/8
 Starters Returning/Lost..... 3/2
 2005-06 Record..... 21-10, 9-5 C-USA
 Conference USA Championship..... 1-1 (Semifinals)
 Postseason..... NIT Second Round (1-1)
 All-Time Record..... 1,025-698 (.595), 61 seasons
 NCAA Tournament Appearances..... 18 - (1956, 61, 65, 66, 67-3rd,
 68-3rd, 70, 71, 72, 73, 78,
 81, 82-4th, 83-2nd, 84-2nd, 87, 90, 92)
 NCAA Record..... 26-23 (.531)
 NIT Appearances..... 9 - (1962, 77-2nd, 85, 88, 91, 93, 2002, 05, 06)
 NIT Record..... 5-8 (.385)

ROSTER

No.	Name	Pos.	Ht.	Wt.	Yr.	Hometown/Previous School
1	Dion Dowell	F	6-6	205	Jr.	Texas City, Texas/University of Texas
2	Robert Lee	G	6-2	190	Jr.	Fort Worth, Texas/Seminole CC
3	Robert McKiver	G	6-3	190	Jr.	New Haven, Conn./San Jacinto College
4	Nick Mosley	C	6-9	210	Fr.	Bellville, Texas/Bellville
5	Marcus Malone	G	6-5	215	Jr.	Compton, Calif./Lee College
14	Sam Anderson	F	6-5	225	Jr.	Detroit, Mich./Eastern Michigan University
20	Oliver Lafayette	G	6-3	180	Sr.	Baton Rouge, La./Brown Mackie
21	Charlie Jones	G	6-0	175	Jr.	Katy, Texas/Blinn JC
23	Lanny Smith	G	6-3	185	Sr.	Missouri City, Texas/Hightower
24	Jahmar Thorpe	F	6-6	225	Sr.	Morristown, N.J./Western Oklahoma CC
33	Richard Young	F	6-8	220	Sr.	Fort Myers, Fla./Hillsborough CC
35	Anthony Jones	F	6-6	205	Jr.	Fort Worth, Texas/Seminole JC
42	Tafari Toney	C/F	6-8	215	Jr.	Brooklyn, N.Y./San Jacinto College



Jahmar Thorpe

SCHEDULE

Date	Opponent	Time
N13	at Rhode Island	6:00p
N18	MONMOUTH	2:00p
N22	GRAMBLING	7:00p
N25	at Saint Louis	1:00p
N29	PRAIRIE VIEW A & M	7:00p
D2	at VCU	6:30p
D17	at Arizona (FSN Arizona)	9:00p
D21-23	at Outrigger Rainbow Classic, Honolulu, Hawaii	
D21	vs. Charlotte	9:00p
D22	vs. Creighton/Valparaiso	TBA
D23	TBA	TBA
D30	UNLV (CSTV)	7:00p
J3	at Kentucky (FSN South)	6:00p
J11	MEMPHIS (ESPN)	8:00p
J13	SMU (CSTV)	5:00p
J17	at Rice (CSTV)	7:05p
J20	at Tulsa	7:05p
J24	UCF	7:00p
J27	at Marshall	6:00p
J29	SAINT LOUIS	7:00p
J31	RICE	7:00p
F3	at UTEP	8:05p
F7	at SMU (CSTV)	7:00p
F10	EAST CAROLINA	7:00p
F14	SOUTH ALABAMA	7:00p
F17	UAB (CSTV)	5:00p
F19	at Southern Miss	7:00p
F21	TULANE	7:00p
F25	at Memphis (CBS)	1:00p
F28	at UCF	6:30p
M3	UTEP	7:00p
M7-10	at C-USA Championship, Memphis, Tenn.	

HOME GAMES IN CAPS. Conference games in bold.
All times Central and subject to change.

2005-06 RESULTS (21-10, 9-5 C-USA)

N22	FLORIDA TECH	W	131-62
N26	VIRGINIA COMMONWEALTH	L	61-62
N29	at (25) LSU (FoxSportsNet)	W	84-83
D3	(13) ARIZONA (ESPN2)	W	69-65
D10	SAM HOUSTON STATE	W	68-46
D17	at GMAC Bowl Coors Classic, Mobile, Ala.		
D17	vs. South Alabama (CSS)	L	62-66
D20	at UNLV	L	73-83
D23	at North Texas	W	92-84
D27	RHODE ISLAND	W	67-41
D31	McNEESE STATE	W	78-67
J3	at Centenary	W	75-62
J7	TEXAS A&M-CORPUS CHRISTI	W	86-83 (OT)
J11	at Rice	L	62-71
J14	UCF	L	56-66
J18	SOUTHERN MISS	W	62-58
J21	at UAB (CSTV)	L	79-82
J25	at Tulane	W	82-57
J28	MARSHALL	W	69-56
F1	UTEP (CSTV)	W	63-57
F4	at East Carolina	W	64-60 (OT)
F7	at Texas A&M-Corpus Christi	W	82-74
F11	SMU	W	69-57
F15	at UCF	W	78-71
F18	TULSA	W	73-46
F25	at UTEP (CSTV)	L	63-69
M1	RICE (CSTV)	W	74-71
M4	at (3) Memphis (CSTV)	L	62-69
M8-11	at C-USA Tournament, Memphis, Tenn.		
M9	vs. UCF (CSTV)	W	71-52
M10	at (5) Memphis (CSTV)	L	54-68
M15-20	National Invitation Tournament		
M15	BYU	W	77-67
M20	at Missouri State	L	59-60

C-USA Games in Bold

2005-2006 STATISTICS

All Games (Returnees in Bold)

Player	GP-GS	Avg Min	TOTAL		3-PTS		FT-FTA	Pct	Off	REBOUNDS			PF	FO	A	TO	Blk	Stl	Pts	Avg
			FG-FGA	Pct	3FG-FGA	Pct				Def	Tot	Avg								
LAFAYETTE, Oliver	31-30	32.9	164-451	.364	86-270	.319	74-108	.685	38	90	128	4.1	76	4	55	65	4	105	488	15.7
DYER, Ramon	31-27	27.7	139-304	.457	66-175	.377	32-53	.604	58	132	190	6.1	61	0	19	19	33	55	376	12.1
SMITH, Lanny	30-30	33.7	116-308	.377	58-164	.354	74-114	.649	14	65	79	2.6	67	2	162	85	4	52	364	12.1
THORPE, Jahmar	31-25	22.1	109-225	.484	16-53	.302	52-74	.703	70	75	145	4.7	89	4	19	43	17	46	286	9.2
LATHAM, Brian	31-19	30.8	74-180	.411	27-79	.342	48-81	.593	24	81	105	3.4	86	1	127	72	18	64	223	7.2
LAWSON, Chris	30-0	13.3	39-110	.355	7-27	.259	46-72	.639	18	32	50	1.7	21	0	35	43	3	11	131	4.4
ANDERSON, Sam	20-1	12.8	31-72	.431	1-5	.200	28-35	.800	33	30	63	3.2	56	2	2	18	5	7	91	4.6
ROBERSON, Lamar	18-6	12.2	35-85	.412	15-38	.395	6-8	.750	17	22	39	2.2	25	0	10	16	9	8	91	5.1
de RANDAMIE, Sergio	29-13	12.1	29-54	.537	0-0	.000	12-21	.571	41	31	72	2.5	50	2	7	16	17	23	70	2.4
BLOOM, Corey	22-1	6.1	11-44	.250	8-32	.250	10-14	.714	3	4	7	0.3	11	0	0	4	0	3	40	1.8
BRANNON, Darrius	22-2	8.1	16-29	.552	0-0	.000	6-12	.500	19	19	38	1.7	32	0	5	6	4	5	38	1.7
MARTIN, Tristan	22-0	4.2	10-31	.323	2-11	.182	10-19	.526	4	8	12	0.5	15	0	7	11	0	3	32	1.5
ADEIFE, Emmanuel	12-1	5.8	1-7	.143	0-0	.000	8-14	.571	10	16	26	2.2	20	0	1	0	12	3	10	0.8
YOUNG, Richard	7-0	5.7	2-8	.250	0-0	.000	1-6	.167	6	6	12	1.7	7	0	0	0	1	0	5	0.7
LYONS, Jared	5-0	1.4	0-0	.000	0-0	.000	0-0	.000	0	1	1	0.2	0	0	1	1	0	0	0	0.0
TEAM									53	51	104	3.4	0			7				
TOTAL	31	6275	776-1908	.407	286-854	.335	407-631	.645	408	663	1071	34.5	616	15	450	406	127	385	2245	72.4
OPPONENTS	31	6275	686-1630	.421	165-522	.316	478-713	.670	411	851	1262	40.7	582	-	390	640	121	208	2015	65.0

C-USA Games (Returnees in Bold)

Player	GP-GS	Avg Min	TOTAL		3-PTS		FT-FTA	Pct	Off	REBOUNDS			PF	FO	A	TO	Blk	Stl	Pts	Avg
			FG-FGA	Pct	3FG-FGA	Pct				Def	Tot	Avg								
DYER, Ramon	14-14	29.6	72-154	.468	38-87	.437	16-25	.640	33	78	111	7.9	24	0	10	9	20	30	198	14.1
SMITH, Lanny	14-14	35.1	67-162	.414	35-86	.407	26-39	.667	7	27	34	2.4	33	1	64	33	2	19	195	13.9
LAFAYETTE, Oliver	14-13	32.8	54-182	.297	27-111	.243	28-45	.622	15	43	58	4.1	28	1	26	19	2	43	163	11.6
THORPE, Jahmar	14-10	18.8	41-83	.494	7-18	.389	19-30	.633	30	32	62	4.4	41	2	5	18	7	23	108	7.7
LATHAM, Brian	14-12	31.7	32-80	.400	13-37	.351	9-24	.375	13	44	57	4.1	41	0	72	42	10	26	86	6.1
LAWSON, Chris	13-0	15.2	21-59	.356	5-17	.294	26-41	.634	8	16	24	1.8	10	0	19	23	0	3	73	5.6
ANDERSON, Sam	13-1	15.4	22-51	.431	1-3	.333	19-24	.792	29	22	51	3.9	37	2	2	12	3	6	64	4.9
ROBERSON, Lamar	5-1	12.2	8-27	.296	0-7	.000	4-4	1.000	8	7	15	3.0	4	0	4	5	4	0	20	4.0
BRANNON, Darrius	13-2	7.5	9-16	.562	0-0	.000	0-1	.000	9	10	19	1.5	22	0	3	4	3	2	18	1.4
BLOOM, Corey	9-1	5.6	4-16	.250	3-14	.214	4-6	.667	1	4	5	0.6	5	0	0	3	0	1	15	1.7
MARTIN, Tristan	10-0	5.0	1-10	.100	0-6	.000	5-10	.500	0	6	6	0.6	9	0	4	4	0	1	7	0.7
de RANDAMIE, Sergio	12-1	4.5	1-4	.250	0-0	.000	2-4	.500	5	3	8	0.7	10	0	0	5	8	3	4	0.3
YOUNG, Richard	3-0	7.7	1-3	.333	0-0	.000	1-6	.167	3	4	7	2.3	4	0	0	0	1	0	3	1.0
ADEIFE, Emmanuel	3-1	5.3	0-0	.000	0-0	.000	2-6	.333	1	3	4	1.3	2	0	0	0	2	0	2	0.7
LYONS, Jared	2-0	1.5	0-0	.000	0-0	.000	0-0	.000	0	1	1	0.5	0	0	0	0	0	0	0	0.0
TEAM									24	21	45	3.2	0			3				
TOTAL	14	2825	333-847	.393	129-386	.334	161-265	.608	186	321	507	36.2	270	6	209	180	62	157	956	68.3
OPPONENTS	14	2825	298-742	.402	72-242	.298	222-316	.703	178	389	567	40.5	256	-	171	261	57	90	890	63.6

TOM PENDERS

Hometown: Stratford, Conn.

Alma Mater: Connecticut (1967)

Born: May 23, 1945

Coaching Experience:

1971-74 Tufts - 54- 18 (.750) – three seasons
 1974-78 Columbia - 43- 60 (.417) – four seasons
 1978-86 Fordham - 125-114 (.523) – eight seasons
 1986-88 Rhode Island - 48- 17 (.738) – two seasons
 1988-98 Texas - 208-110 (.654) – 10 seasons
 1998-01 George Washington - 49- 42 (.538) – three seasons
 2004 Houston - 39-24 (.619) – two seasons

Career Head Coaching Record –
 566-385 (.595) – 32 seasons

Coaching Staff:

Melvin Haralson (Auburn '89) – seventh season at Houston

Kevin Lewis (SMU '86) – third season at Houston

Trey Preston (Texas Lutheran '97) – third season at Houston

Office Phone: 713/743-9430 (Secretary: Melvina Brandley)

Office FAX: 713/743-9429



ALL-TIME COACHING RECORDS

Name	Years	Rec. (Pct.)
Alden Pasche	1946-56	135-116 (.538)
Guy V. Lewis	1956-86	592-279 (.680)
Pat Foster	1986-93	142-73 (.660)
Alvin Brooks	1993-98	54-84 (.391)
Clyde Drexler	1998-2000	19-39 (.328)
Ray McCallum	2000-04	44-63 (.411)
Tom Penders	2004-05	39-24 (.619)

NOTEBOOK

- Houston has three starters (**LANNY SMITH**, **OLIVER LAFAYETTE** and **JAHMAR THORPE**) returning from its 2005-06 squad that posted 20 wins for the first time since 1993, advanced to the second round of the NIT for the first time since 1988 and won back-to-back games over nationally-ranked teams for the first time since the Cougars played in the 1984 NCAA Midwest Regional Tournament.
- Houston was a NCAA statistical champion in 2005-06 as the Cougars led the nation in steals with an average of 12.4 per game. UH also ranked second in the nation in turnover margin with a + 7.5 after leading the nation in that category in 2004-05.
- TOM PENDERS** enters his 33rd season as a head coach ranked eighth among the nation's NCAA Division I active coaches with 566 career victories.
- Senior guard **OLIVER LAFAYETTE** set a school and C-USA record for the most steals per game after he ranked second nationally with a 3.4 average. Lafayette also tied a NIT single game record with eight steals in Houston's 77-67 win over BYU in the first round of the NIT.
- Senior guard **LANNY SMITH** is expected to be UH's first four-year starting point guard since 1992 (Derrick Daniels started 124 games from 1988-92). Last season, Smith started 30 games for the Cougars and averaged 12.1 ppg and 5.4 apg. Smith also looks to become the first point guard and third Cougar guard overall to score in double figures three straight years since Alvin Franklin accomplished the feat between 1983-86. Current NBA guards Damon Jones and Andre Owens are the only other guards to score in double figures three straight years during the past two decades.

YEAR-BY-YEAR

Year	Coach	Record	NCAA/NIT
1946	Alden Pasche	10-4	
1946-47	Alden Pasche	15-7	
1947-48	Alden Pasche	11-11	
1948-49	Alden Pasche	11-11	
1949-50	Alden Pasche	16-7	
1950-51	Alden Pasche	11-17	
1051-52	Alden Pasche	7-14	
1952-53	Alden Pasche	9-13	
1953-54	Alden Pasche	11-15	
1954-55	Alden Pasche	15-10	
1955-56	Alden Pasche	19-7	NCAA (0-2)
1956-57	Guy V. Lewis	10-16	
1957-58	Guy V. Lewis	9-16	
1958-59	Guy V. Lewis	12-14	
1959-60	Guy V. Lewis	13-12	
1960-61	Guy V. Lewis	17-11	NCAA (1-2, RS)
1961-62	Guy V. Lewis	21-6	NCAA (0-1)
1962-63	Guy V. Lewis	15-11	
1963-64	Guy V. Lewis	16-10	
1964-65	Guy V. Lewis	19-10	NCAA (1-2, RS)
1965-66	Guy V. Lewis	23-6	NCAA (2-1, RS)
1966-67	Guy V. Lewis	27-4	NCAA (3-1, FF - 3rd)
1967-68	Guy V. Lewis	31-2	NCAA (2-2, FF - 4th)
1968-69	Guy V. Lewis	16-10	
1969-70	Guy V. Lewis	25-5	NCAA (1-2, RS)
1970-71	Guy V. Lewis	22-7	NCAA (2-1, RS)
1971-72	Guy V. Lewis	20-7	NCAA (0-1)
1972-73	Guy V. Lewis	23-4	NCAA (1-0)
1973-74	Guy V. Lewis	17-9	
1974-75	Guy V. Lewis	16-10	
1975-76	Guy V. Lewis	17-11	
1976-77	Guy V. Lewis	29-8	NIT (3-1, 2nd)
1977-78	Guy V. Lewis	25-8	NCAA (0-1)

Year	Coach	Record	NCAA/NIT
1978-79	Guy V. Lewis	16-15	
1979-80	Guy V. Lewis	14-14	
1980-81	Guy V. Lewis	21-9	
1981-82	Guy V. Lewis	25-8	NCAA (4-1, FF - 3rd)
1982-83	Guy V. Lewis	31-3	NCAA (4-1, FF - 2nd)
1983-84	Guy V. Lewis	32-5	NCAA (4-1, FF - 2nd)
1984-85	Guy V. Lewis	16-14	NIT (0-1)
1985-86	Guy V. Lewis	14-14	
1986-87	Pat Foster	18-12	NCAA (0-1)
1987-88	Pat Foster	18-13	NIT (1-1)
1988-89	Pat Foster	17-14	
1989-90	Pat Foster	25-8	NCAA (0-1)
1990-91	Pat Foster	18-11	NIT (0-1)
1991-92	Pat Foster	25-6	NCAA (0-1)
1992-93	Pat Foster	21-9	NIT (0-1)
1993-94	Alvin Brooks	8-19	
1994-95	Alvin Brooks	9-19	
1995-96	Alvin Brooks	17-10	
1996-97	Alvin Brooks	11-16	
1997-98	Alvin Brooks	9-20	
1998-99	Clyde Drexler	10-17	
1999-00	Clyde Drexler	9-22	
2000-01	Ray McCallum	9-20	
2001-02	Ray McCallum	18-15	NIT (0-1)
2002-03	Ray McCallum	8-20	
2003-04	Ray McCallum	9-18	
2004-05	Tom Penders	18-14	NIT (0-1)
2005-06	Tom Penders	21-10	NIT (1-1)

61 seasons **1,025-698 (.595)**

RS - Regional Semifinals
FF - Final Four Semifinalist



Lanny Smith

QUICK FACTS

Location	Huntington, W. Va.
Founded	1837
Enrollment	16,531
Nickname	Thundering Herd
Colors	Green and White
Home Court	Cam Henderson Center (9,043)
President	Dr. Stephen J. Kopp
Athletics Director	Bob Marcum
Faculty Athletics Representative	Dr. Robert Bookwalter
Senior Woman Administrator	Beatrice Crane Banford
Head Coach	Ron Jirsa (Gettysburg '81)

SPORTS INFORMATION

Assistant Director	Andy Boggs
Office	304/696-2418
Mobile	304/416-4803
FAX	304/696-2325
E-mail	boggsa@marshall.edu
Website	www.herdzone.com
Press Row Phone	304/696-3304



Ron Jirsa
Head Coach



Dr. Stephen J. Kopp
President



Bob Marcum
Athletics Director



Beatrice Crane Banford
SWA



Andy Boggs
SID



Cam Henderson Center

BASKETBALL FACTS

Letterwinners Returning/Lost7/6
Starters Returning/Lost4/1
2005-06 Record	12-16, 5-9 C-USA
Conference USA Championship	0-1 (First Round)
Postseason	None
All-Time Program Record	2,180-919 (.703), 94 seasons
NCAA Tournament Appearances	5 (1956, 1972, 1984, 1985, 1987)
NCAA Record	0-5
NIT Appearances	4 (1967, 1968, 1973, 1988)
NIT Record2-5

THUNDERING HERD

ROSTER

No.	Name	Pos.	Ht.	Wt.	Yr.	Hometown/Previous School
0	Daryl Merthie	G	6-0	180	So.	Lake Mary, Fla./Lake Mary
1	Chris Ross	G	6-1	180	Sr.	San Antonio, Tex./McClennan JC
3	Travis Aikens	G/F	6-4	190	Sr.	Orlando, Fla./Daytona Beach CC
4	Markel Humphrey	F	6-5	215	So.	Ellenwood, Ga./Stockbridge
5	Chris Williams	G	6-2	210	Jr.	Long Beach, Calif./Fullerton College
14	Tre Whitted	G	6-4	200	Sr.	Wilmington, N.C./E.A. Laney
15	Robbie Jackson	C	7-0	265	Fr.	Aberdeen, Md./Prince Avenue Prep
21	Jean Francois Bro-Grebe	F/C	6-9	230	Jr.	Abidjan, Ivory Coast/ Northeastern Colorado JC
23	Taureen Marshall	G	6-3	190	Jr.	Fort Washington, Md./Gonzaga
32	Tyler Wilkerson	F	6-8	240	Fr.	Lexington, Ky./Lafayette
34	Mark Dorris	G	6-2	180	Jr.	Cincinnati, Ohio/St. Catharine's College
43	Jesse Oglesby	C	6-10	235	So.	Lithonia, Ga./Martin Luther King



Chris Ross

SCHEDULE

Date	Opponent	Time
N11	UNC-GREENSBORO	4:00p
N17	ROBERT MORRIS	7:00p
N23-25	at Carrs/Safeway Great Alaska Shootout, Anchorage, Alaska	
N23	vs. California	12:00a
N24	TBD	TBA
N25	TBD	TBA
N29	at Morehead State	7:30p
D2	at Ohio	TBA
D4	at Memphis	8:00p
D13	WRIGHT STATE	7:00p
D16	at Princeton	2:00p
D22	BOWLING GREEN	7:00p
D30	VIRGINIA TECH	7:00p
J3	OHIO	7:00p
J6	at George Washington (CSTV)	7:00p
J10	at UTEP	9:05p
J13	UCF	7:00p
J17	TULSA	7:00p
J20	at Tulane	8:00p
J24	at Toyota Capital Classic, Charleston, W.Va.	
J24	vs. West Virginia	8:00p
J27	HOUSTON	7:00p
J31	EAST CAROLINA	7:00p
F3	UAB	7:00p
F7	at Tulsa	8:05p
F10	at UCF	7:30p
F14	SMU	7:00p
F17	TULANE	7:00p
F21	at EAST CAROLINA	7:00p
F24	at UAB	4:00p
F28	RICE (CSTV)	8:00p
M3	at Southern Miss	8:00p
M7-10	at C-USA Championship, Memphis, Tenn.	

HOME GAMES IN CAPS. Conference games in bold.
All times Eastern and subject to change.

2005-06 RESULTS (12-16, 5-9 C-USA)

N18	at Evansville	L	81-91
N21	at Virginia Tech	L	54-71
N26	EVANSVILLE	W	70-67
N28	at East Tennessee State	L	63-91
D1	MARYLAND-EASTERN SHORE	W	66-56
D4	YOUNGSTOWN STATE	W	73-70
D17	APPALACHIAN STATE	L	65-73
D20	CHARLESTON SOUTHERN	W	82-53
D29-30	Jack in the Box Holiday Classic, Greenville, S.C.		
D29	vs. South Carolina State	L	66-71
D30	vs. Kennesaw State	W	77-74 (OT)
J4	at Appalachian State	W	64-60
J7	(19) G. WASHINGTON (CSTV)	L	73-79 (OT)
J11	at UCF	W	73-69
J14	UAB	L	64-76
J18	at Tulsa	L	57-66
J21	UTEP	L	51-53
J25	at Toyota Capital Classic, Charleston, W.Va.		
J25	vs. (9) West Virginia	W	58-52
J28	at Houston	L	56-69
F1	EAST CAROLINA	W	72-66
F4	at Tulane	L	36-61
F8	RICE	L	75-78 (OT)
F11	(3) MEMPHIS (CSTV)	L	81-91
F15	at SMU	W	75-72 (OT)
F18	at East Carolina	L	59-63
F25	SOUTHERN MISS	W	62-57
M1	UCF	W	73-61
M4	at UAB	L	61-82
M8-11	at C-USA Championship, Memphis, Tenn.		
M8	vs. Tulane	L	58-64

C-USA Games in Bold

2005-2006 STATISTICS

All Games (Returnees in Bold)

Player	GP-GS	Avg	TOTAL		3-PTS		FT-FTA		Pct		REBOUNDS				PF	FO	A	TO	Blk	Stl	Pts	Avg
		Min	FG-FGA	Pct	3FG-FGA	Pct	Off	Def	Tot	Avg												
PATTON, Mark	28-28	26.2	151-312	.484	14-51	.275	101-134	.754	100	89	189	6.8	75	5	13	56	39	28	417	14.9		
MILES, Joe	27-3	21.7	87-249	.349	48-131	.366	67-89	.753	9	42	51	1.9	59	0	52	68	0	22	289	10.7		
AIKENS, Travis	26-7	21.6	80-202	.396	23-99	.232	40-65	.615	47	70	11	4.5	64	2	23	39	1	18	223	8.6		
HUMPHREY, Markel	28-21	29.2	69-177	.390	35-105	.333	38-63	.603	53	90	143	5.1	23	0	52	35	2	22	211	7.5		
WHITTED, Tre	28-27	26.1	69-178	.388	40-122	.328	30-45	.667	41	60	101	3.6	58	0	32	50	1	24	208	7.4		
ROSS, Chris	28-28	29.9	60-149	.403	1-12	.083	51-83	.614	10	88	98	3.5	63	0	128	96	4	54	172	6.1		
DORRIS, Mark	28-23	19.9	58-155	.374	13-50	.260	24-41	.585	26	58	84	3.0	58	1	30	39	6	26	153	5.5		
CARTER, LaVar	28-2	15.6	36-75	.480	0-0	.000	26-37	.703	24	61	85	3.0	61	2	9	29	16	12	98	3.5		
LAMB, Ryan	27-0	9.8	11-34	.324	5-17	.294	4-6	.667	2	12	14	0.5	23	0	36	23	0	11	31	1.1		
WOOLDRIDGE, Mason	20-0	4.5	8-21	.381	0-1	.000	2-3	.667	9	7	16	0.8	18	0	1	4	1	1	18	0.9		
BRO GREBE, Jean F.	9-0	4.6	8-15	.533	0-0	.000	1-3	.333	2	6	8	0.9	10	0	0	3	2	0	17	1.9		
ZIMMERMAN, Adam	12-1	2.8	2-9	.222	2-7	.286	0-0	.000	2	1	3	0.2	6	0	0	2	1	0	6	0.5		
OGLESBY, Jesse	8-0	1.6	1-3	.333	0-0	.000	0-0	.000	2	1	3	0.4	1	0	0	0	0	0	2	0.2		
TEAM									46	42	88	3.1	2			4						
TOTAL	28	5700	640-1579	.405	181-595	.304	384-569	.675	388	636	1024	36.6	519	10	376	455	73	218	1845	65.9		
OPPONENTS	28	5700	695-1610	.432	165-529	.312	381-538	.708	352	643	995	35.5	506	-	398	423	108	229	1936	69.1		

C-USA Games (Returnees in Bold)

Player	GP-GS	Avg	TOTAL		3-PTS		FT-FTA		Pct		REBOUNDS				PF	FO	A	TO	Blk	Stl	Pts	Avg
		Min	FG-FGA	Pct	3FG-FGA	Pct	Off	Def	Tot	Avg												
PATTON, Mark	14-14	26.6	74-151	.490	8-25	.320	51-62	.823	46	48	94	6.7	33	0	5	29	18	11	207	14.8		
MILES, Joe	13-0	19.2	42-116	.362	26-65	.400	25-34	.735	3	14	17	1.3	25	0	24	26	0	8	135	10.4		
HUMPHREY, Markel	14-14	33.6	42-98	.429	19-59	.322	20-34	.588	23	54	77	5.5	13	0	33	22	2	14	123	8.8		
ROSS, Chris	14-14	30.8	32-81	.395	0-4	.000	29-43	.674	5	37	42	3.0	31	0	72	44	3	32	93	6.6		
WHITTED, Tre	14-13	24.2	25-79	.316	17-60	.283	23-29	.793	19	32	51	3.6	28	0	14	27	1	10	90	6.4		
AIKENS, Travis	13-0	19.0	33-91	.363	11-43	.256	12-28	.429	23	30	53	4.1	28	0	12	15	1	7	89	6.8		
DORRIS, Mark	14-12	20.6	32-76	.421	10-29	.345	13-21	.619	10	26	36	2.6	35	1	13	19	2	12	87	6.2		
CARTER, LaVar	14-2	14.9	14-32	.438	0-0	.000	8-12	.667	9	20	29	2.1	29	0	6	8	10	7	36	2.6		
BRO GREBE, Jean F.	8-0	4.6	7-14	.500	0-0	.000	1-3	.333	2	6	8	1.0	9	0	0	3	2	0	15	1.9		
LAMB, Ryan	14-0	10.0	5-18	.278	1-8	.125	2-4	.500	1	6	7	0.5	12	0	16	11	0	6	13	0.9		
WOOLDRIDGE, Mason	9-0	4.3	1-6	.167	0-1	.000	2-2	1.000	1	4	5	0.6	6	0	1	1	0	1	4	0.4		
ZIMMERMAN, Adam	8-1	3.0	1-6	.167	1-4	.250	0-0	.000	1	1	2	0.2	4	0	0	1	0	0	3	0.4		
OGLESBY, Jesse	3-0	1.0	0-0	.000	0-0	.000	0-0	.000	0	0	0	0.0	0	0	0	0	0	0	0	0.0		
TEAM									32	27	59	4.2	0			5						
TOTAL	14	2850	308-768	.401	93-298	.312	186-272	.684	175	305	480	34.3	253	1	196	211	39	108	895	63.9		
OPPONENTS	14	2850	348-780	.446	77-240	.321	191-272	.702	167	330	497	35.5	241	-	209	206	60	118	964	68.9		

RON JIRSA

Hometown: Ledyard, Conn.
Alma Mater: Gettysburg (1981)
Born: December 21, 1959
Coaching Experience:
 1981-83 Connecticut College Asst. Coach
 1983-84 Delaware Asst. Coach
 1984-85 Virginia Commonwealth Graduate Asst. Coach
 1985-88 Tulsa Asst. Coach
 1988-89 Belmont Abbey Asst. Coach
 1990-91 Gardner-Webb Asst. Coach
 1991-93 Tulsa Asst. Coach
 1993-95 Tulsa Associate Head Coach
 1995-97 Georgia Asst. Coach
 1997-99 Georgia Head Coach – 35-30 (.538) – two seasons
 1999-03 Dayton Asst. Coach
 2003- Marshall Head Coach – 30-55 (.353) – three seasons
Career Head Coaching Record –
 65-85 (.433) – five seasons
Coaching Staff:
 Bob MacKinnon (Kings College '82) –
 fourth season at Marshall
 Kenny Blakehey (Duke, '95) –
 first season at Marshall
 Josh Postorino (Dayton '99) –
 third season at Marshall
Office Phone: 304/696-6460
Office FAX: 304/696-6000



ALL-TIME COACHING RECORDS

Name	Years	Rec. (Pct.)
L.B. Crotty	1906-08	5-1 (.833)
Boyd Chambers	1908-14	16-16 (.500)
Archer Reilly	1918-19	2-5 (.286)
Kepner Shelton	1920-21	6-9 (.400)
Herbert Cramer	1921-22	5-4 (.556)
J.E.R. Barnes	1922-23	1-3 (.250)
Bill Strickling	1923-24	8-7 (.533)
Russ Meredith	1924-25	12-6 (.667)
Charles Tallman	1925-26	10-7 (.588)
Bill Strickling	1926-27	7-9 (.438)
Johnny Stuart	1927-31	46-27 (.630)
Tom Dandalet	1931-35	43-35 (.551)
Cam Henderson	1935-55	362-160 (.693)
Jule Rivlin	1955-63	100-88 (.532)
Ellis Johnson	1963-69	68-80 (.459)
Stewart Way	1969-71	25-24 (.510)
Carl Tacy	1971-72	23-4 (.852)
Bob Daniels	1972-77	71-62 (.534)
Stu Aberdeen	1977-79	25-31 (.446)
Bob Zuffelato	1979-83	71-41 (.634)
Rick Huckabay	1983-89	129-59 (.686)
Dana Altman	1989-90	15-13 (.536)
Dwight Freeman	1990-94	44-69 (.389)
Billy Donovan	1994-96	35-20 (.636)
Greg White	1996-03	115-84 (.578)
Ron Jirsa	2003-	30-55 (.353)

NOTEBOOK

- The 2006-07 campaign marks the 100th year of basketball at Marshall University. MU played its first game against the Charleston Taw Club on Dec. 14, 1906.
- Sophomore forward **MARKEL HUMPHREY**, fresh off a C-USA All-Freshman Team selection, leads four starters back from the 2005-06 team. Senior point guard **CHRIS ROSS**, along with junior guard **MARK DORRIS** and senior guard **TRE WHITTED** all return for the Herd's second season in C-USA. The four starters (and seven letter-winners total) accounted for 53.4 percent of the scoring and 65 percent of Marshall's rebounding in 2005-06.
- Marshall boasts a home record of 99-34 in the Cam Henderson Center since 1996 and has posted a record of 35-7 in non-conference contests, including wins over Wake Forest, Georgia, and UMass.
- Marshall has knocked down at least one three-point shot in 483 consecutive games, dating back to Feb. 27, 1989 against Appalachian State (Marshall won that game 97-96).
- For the second year in a row, Marshall knocked off intrastate foe West Virginia. The Mountaineers were ranked No. 9 in the AP Poll on Jan. 25, 2006, when the Herd posted the 58-52 victory. It was Marshall's first win over a Top 10 opponent since the 1971-72 season when MU knocked off No. 9 St. John's, 110-107 in double overtime.

YEAR-BY-YEAR

Year	Coach	Record	NCAA/NIT
1906-07	L.B. Crotty	0-1	
1907-08	L.B. Crotty	5-0	
1908-09	Boyd Chambers	6-2	
1910-11	Boyd Chambers	5-3	
1911-12	Boyd Chambers	2-2	
1912-13	Boyd Chambers	1-3	
1913-14	Boyd Chambers	2-6	
1918-19	Archer Reilly	2-5	
1920-21	Kemper Shelton	6-9	
1921-22	Herbert Cramer	5-4-1	
1922-23	J.E.R. Barnes	1-3	
1923-24	Bill Strickling	8-7	
1924-25	Russ Meredith	12-6	
1925-26	Trusty Tallman	10-7	
1926-27	Bill Strickling	7-9	
1927-28	Johnny Stuart	10-10-1	
1928-29	Johnny Stuart	14-7	
1929-30	Johnny Stuart	13-2	
1930-31	Johnny Stuart	9-8	
1931-32	Tom Dandeleit	8-10	
1932-33	Tom Dandeleit	10-9	
1933-34	Tom Dandeleit	13-8	
1934-35	Tom Dandeleit	12-8	
1935-36	Cam Henderson	6-10	
1936-37	Cam Henderson	23-8	
1937-38	Cam Henderson	28-4	
1938-39	Cam Henderson	22-5	
1939-40	Cam Henderson	25-4	
1940-41	Cam Henderson	14-9	
1941-42	Cam Henderson	15-9	
1942-43	Cam Henderson	10-7	
1943-44	Cam Henderson	15-7	
1944-45	Cam Henderson	17-9	
1945-46	Cam Henderson	24-10	
1946-47	Cam Henderson	32-5	
1947-48	Cam Henderson	22-11	
1948-49	Cam Henderson	16-12	
1949-50	Cam Henderson	15-9	
1950-51	Cam Henderson	13-13	
1951-52	Cam Henderson	15-11	
1952-53	Cam Henderson	20-4	
1953-54	Cam Henderson	12-9	
1954-55	Cam Henderson	18-4	
1955-56	Jule Rivlin	18-5	NCAA (0-1)
1956-57	Jule Rivlin	15-9	
1957-58	Jule Rivlin	17-7	
1958-59	Jule Rivlin	12-12	
1959-60	Jule Rivlin	10-13	
1960-61	Jule Rivlin	11-13	
1961-62	Jule Rivlin	10-13	
1962-63	Jule Rivlin	7-16	
1963-64	Ellis Johnson	6-17	
1964-65	Ellis Johnson	4-20	
1965-66	Ellis Johnson	12-12	
1966-67	Ellis Johnson	20-8	NIT (2-2)
1967-68	Ellis Johnson	17-8	NIT (0-1)
1968-69	Ellis Johnson	9-15	

Year	Coach	Record	NCAA/NIT
1969-70	Stewart Way	9-14	
1970-71	Stewart Way	16-10	
1971-72	Carl Tacy	23-4	NCAA (0-1)
1972-73	Bob Daniels	20-7	NIT (0-1)
1973-74	Bob Daniels	17-9	
1974-75	Bob Daniels	13-13	
1975-76	Bob Daniels	13-14	
1976-77	Bob Daniels	8-19	
1977-78	Stu Aberdeen	14-15	
1978-79	Stu Aberdeen	11-16	
1979-80	Bob Zuffelato	17-12	
1980-81	Bob Zuffelato	18-10	
1981-82	Bob Zuffelato	16-11	
1982-83	Bob Zuffelato	20-8	
1983-84	Rick Huckabay	25-6	NCAA (0-1)
1984-85	Rick Huckabay	21-13	NCAA (0-1)
1985-86	Rick Huckabay	19-11	
1986-87	Rick Huckabay	25-6	NCAA (0-1)
1987-88	Rick Huckabay	24-8	NIT (0-1)
1988-89	Rick Huckabay	15-15	
1989-90	Dana Altman	15-13	
1990-91	Dwight Freeman	14-14	
1991-92	Dwight Freeman	7-22	
1992-93	Dwight Freeman	16-11	
1993-94	Dwight Freeman	9-18	
1994-95	Billy Donovan	18-9	
1995-96	Billy Donovan	17-11	
1996-97	Greg White	20-9	
1997-98	Greg White	11-16	
1998-99	Greg White	16-11	
1999-00	Greg White	21-9	
2000-01	Greg White	18-9	
2001-02	Greg White	15-15	
2002-03	Greg White	14-15	
2003-04	Ron Jirsa	12-17	
2004-05	Ron Jirsa	6-22	
2005-06	Ron Jirsa	12-16	

94 seasons 2,180-919 (.703)



Travis Aikens

QUICK FACTS

LocationMemphis, Tenn.
 Founded1912
 Enrollment20,465
 NicknameTigers
 ColorsBlue and Gray
 Home CourtFedExForum (18,400)
 PresidentDr. Shirley Raines
 Athletics DirectorR.C. Johnson
 Faculty Athletics RepresentativeDr. Phillip Kolbe
 Senior Woman AdministratorLynn Parks
 Head CoachJohn Calipari (Clarion State '82)

SPORTS INFORMATION

Assistant DirectorLamar Chance
 Office Phone901/678-2349
 Mobile Phone901/734-9949
 FAX901/678-4134
 E-Maillchance1@memphis.edu
 Websitewww.gotigersgo.com
 Press Row Phone901/205-2758



John Calipari
Head Coach



Dr. Shirley Raines
President



R.C. Johnson
Athletics Director



Lynn Parks
SWA



Lamar Chance
SID

TIGERS



FedExForum

BASKETBALL FACTS

Lettermen Returning/Lost11/6
 Starters Returning/Lost2/3
 2005-06 Record33-4, 13-1 C-USA
 Conference USA Championship3-0 (Champion)
 PostseasonNCAA Regional Final (3-1)
 All-Time Record1,288-800-1 (.617), 85 seasons
 NCAA Tournament Appearances19 - (1955, 56, 62, 73-2nd,
 76, 82, 83, 84, 85-3rd, 86, 88, 89, 92, 93, 95, 96, 2003, 04, 06)
 NCAA Record22-19 (.536)
 NIT Appearances16 - (1957-2nd, 60, 61, 63, 67, 72, 74, 75, 77, 90, 91,
 97, 98, 2001-3rd, 02-1st, 05-T3rd)
 NIT Record19-15 (.559)

ROSTER

No.	Name	Pos.	Ht.	Wt.	Yr.	Hometown/Previous School
0	Clyde Wade	G	6-0	185	Sr.	Memphis, Tenn./Winchendon (Mass.) School
1	Willie Kemp	G	6-2	165	Fr.	Bolivar, Tenn./Bolivar Central
2	Robert Dozier	F	6-8	190	So.	Lithonia, Ga./Laurinburg (N.C.) Prep
3	Tre'Von Willis	G	6-4	200	Fr.	Fresno, Calif./Washington Union
4	Pierre Niles	F	6-8	290	Fr.	Memphis, Tenn./The Patterson School (N.C.)
5	Jeremy Hunt	G	6-5	210	Sr.	Memphis, Tenn./Craigmont
12	Antonio Anderson	G	6-5	190	So.	Lynn, Mass./Laurinburg (N.C.) Prep
14	Chris Douglas-Roberts	G	6-5	180	So.	Detroit, Mich./Northwestern
15	Andre Allen	G	5-10	190	Jr.	Memphis, Tenn./Booker T. Washington
20	Doneal Mack	G	6-5	175	Fr.	Stateville, N.C./Statesville Christian
30	Jared Sandridge	G	6-2	170	Sr.	Memphis, Tenn./Angelina College (Texas)
32	Joey Dorsey	F	6-9	260	Jr.	Baltimore, Md./Laurinburg (N.C.) Prep
35	Hashim Bailey	F/C	6-10	290	Fr.	Wayne, N.J./The Patterson School (N.C.)
42	Kareem Cooper	F/C	6-11	285	So.	Washington, D.C./Laurinburg (N.C.) Prep
55	Chance McGrady	G	6-2	180	So.	Auburndale, Fla./Dr. Phillips



Antonio Anderson

SCHEDULE

Date	Opponent	Time
N16	JACKSON STATE	7:00p
N20-22	at EA Sports Maui Invitational, Maui, Hawaii	
N20	vs. Oklahoma (ESPN)	1:30p
N21	vs. Georgia Tech/Purdue	TBA
N22	Consolation/Finals	TBA
N29	ARKANSAS STATE	7:00p
D2	MANHATTAN	Noon
D4	MARSHALL	7:00p
D6	at Tennessee (ESPN)	8:00p
D9	OLE MISS	Noon
D14	AUSTIN PEAY	7:00p
D20	at Arizona (FSN)	7:30p
D23	MIDDLE TENNESSEE STATE	Noon
D28	LAMAR	7:00p
J4	CINCINNATI (ESPN2)	8:00p
J11	at Houston (ESPN)	8:00p
J13	at Southern Miss	4:00p
J16	UAB (CSTV)	8:00p
J20	at East Carolina (CSTV)	5:00p
J24	TULSA	7:00p
J27	SOUTHERN MISS	Noon
J31	at UCF	6:30p
F3	SMU (ESPN2)	11:00a
F8	at UAB (ESPN)	8:00p
F10	TULANE	7:00p
F14	at Tulsa (CSTV)	7:00p
F17	at Gonzaga (ESPN)	5:00p
F22	RICE (ESPN)	6:00p
F25	HOUSTON (CBS)	1:00p
M1	at UTEP (ESPN2)	8:00p
M3	at SMU (CSTV)	8:30p
M7-10	C-USA CHAMPIONSHIP	

HOME GAMES IN CAPS. Conference games in bold.
All times Central and subject to change.

2005-06 RESULTS (33-4, 13-1 C-USA)

N15-25	NIT Season Tip-Off	W	79-52
N15	WISCONSIN-MILWAUKEE	W	87-76
N17	at (14) Alabama (ESPN2)	W	88-80
N23	vs. (16) UCLA (ESPN2)	W	67-70
N25	vs. (1) Duke (ESPN2)	L	108-83
N28	LAMAR	W	97-70
N30	JACKSON STATE	W	91-81
D3	at Cincinnati (ESPN)	W	97-89
D10	at Providence	W	72-49
D17	at Mississippi	W	76-58
D20	LOUISIANA TECH	W	83-72
D27	(8) GONZAGA (ESPN2)	W	90-70
D30	PURDUE	W	58-69
J2	(15) TEXAS (ESPN)	L	83-50
J4	MIDDLE TENNESSEE	W	73-63
J8	WINTHROP	W	77-67
J11	at East Carolina (CSTV)	W	73-53
J14	SMU	W	88-79
J18	TENNESSEE (CSTV)	W	85-68
J21	at Southern Miss	W	73-66
J26	UAB (CSTV)	W	94-61
J28	UCF (CSTV)	W	84-61
F1	at Tulsa	W	84-79
F4	at Rice	W	91-81
F11	at Marshall (CSTV)	W	80-41
F14	SOUTHERN MISS	W	105-65
F18	at Tulane	W	66-56
F22	UTEP (ESPN2)	W	78-67
F25	TULSA	W	74-80
M2	at UAB (ESPN2)	L	69-62
M4	HOUSTON (CSTV)	W	
M8-11	C-USA CHAMPIONSHIP		
M9	TULANE (CSTV)	W	75-56
M10	HOUSTON (CSTV)	W	68-54
M11	(24) UAB (CBS)	W	57-46
M17-25	NCAA Tournament		
M17	#vs. (16) Oral Roberts (CBS)	W	94-78
M19	#vs. (9) Bucknell (CBS)	W	72-56
M23	#vs. (13) Bradley (CBS)	W	80-64
M25	#vs. (2) UCLA (CBS)	L	45-50

C-USA Games in Bold

2005-2006 STATISTICS

All Games (Returnees in Bold)

Player	GP-GS	Avg Min	TOTAL		3-PTS		FT-FTA	Pct	Off	REBOUNDS			PF	FO	A	TO	Blk	Stl	Pts	Avg
			FG-FGA	Pct	3FG-FGA	Pct				Def	Tot	Avg								
CARNEY, Rodney	37-29	27.2	220-505	.436	102-261	.391	94-132	.712	57	101	158	4.3	84	2	47	54	25	49	636	17.2
WILLIAMS, Shawne	36-34	27.3	156-375	.416	48-154	.312	114-145	.786	62	160	222	6.2	105	3	67	81	49	50	474	13.2
WASHINGTON, Darius	35-35	26.5	153-362	.423	45-126	.357	119-152	.783	33	64	97	2.8	62	0	110	11	3	45	470	13.4
DOUGLAS-ROBERTS, C.	34-25	22.6	102-192	.531	9-29	.310	70-94	.745	44	69	113	3.3	65	0	51	68	15	26	283	8.3
ANDERSON, Antonio	37-21	27.3	88-209	.421	42-115	.365	50-79	.633	42	84	126	3.4	64	2	105	59	10	56	268	7.2
DORSEY, Joey	37-35	21.1	106-168	.631	0-0	.000	42-107	.393	115	163	278	7.5	137	8	31	43	66	44	254	6.9
DOZIER, Robert	37-3	18.4	69-171	.404	6-27	.222	63-84	.750	86	117	203	5.5	72	1	22	44	42	21	207	5.6
ALLEN, Andre	37-1	15.6	54-141	.383	20-56	.357	24-53	.453	15	45	60	1.6	60	1	111	58	6	51	152	4.1
COOPER, Kareem	28-1	11.1	51-97	.526	1-3	.333	21-25	.840	38	49	87	3.1	52	1	11	28	6	5	124	4.4
WILLIAMS, Waki	34-1	6.7	25-42	.595	1-1	1.000	14-23	.609	24	23	47	1.4	33	0	5	15	8	8	65	1.9
WADE, Clyde	14-0	2.3	7-12	.583	2-4	.500	4-7	.571	2	2	4	0.3	3	0	2	3	0	3	20	1.4
SANDRIDGE, Jared	11-0	2.0	2-10	.200	1-7	.143	0-0	.000	0	0	0	0.0	2	0	1	2	0	2	5	0.5
LONG, Travis	12-0	1.3	1-3	.333	0-0	.000	0-0	.000	0	4	4	0.3	1	0	1	1	1	0	2	0.2
NJOYA, Simplice	10-0	4.2	0-4	.000	0-0	.000	1-2	.500	3	8	11	1.1	15	0	0	0	4	1	1	0.1
MCCRADY, Chance	12-0	1.3	0-0	.000	0-0	.000	0-0	.000	0	3	3	0.2	0	0	2	1	0	0	0	0.0
TEAM									47	68	115	3.1	2		7					
TOTAL	37	7400	1034-2291	.451	277-783	.354	616-903	.682	568	960	1528	41.3	757	18	566	575	235	361	2961	80.0
OPPONENTS	37	7400	795-2094	.380	197-651	.303	635-912	.696	463	818	1281	34.6	759	-	441	656	107	259	2422	65.5

C-USA Games (Returnees in Bold)

Player	GP-GS	Avg Min	TOTAL		3-PTS		FT-FTA	Pct	Off	REBOUNDS			PF	FO	A	TO	Blk	Stl	Pts	Avg
			FG-FGA	Pct	3FG-FGA	Pct				Def	Tot	Avg								
CARNEY, Rodney	14-13	27.1	85-194	.438	38-95	.400	44-57	.772	23	32	55	3.9	33	1	21	22	11	18	252	18.0
WASHINGTON, Darius	14-14	27.4	66-159	.415	25-66	.379	45-59	.763	15	26	41	2.9	26	0	37	43	1	22	202	14.4
WILLIAMS, Shawne	13-12	27.5	45-122	.369	12-44	.273	43-52	.827	19	61	80	6.2	37	1	20	31	20	17	145	11.2
DOUGLAS-ROBERTS, C.	14-13	23.5	39-75	.520	3-9	.333	33-47	.702	19	29	48	3.4	25	0	22	28	9	13	114	8.1
ANDERSON, Antonio	14-2	24.1	30-80	.375	13-42	.310	27-39	.692	21	29	50	3.6	22	1	39	18	3	23	100	7.1
DORSEY, Joey	14-13	20.4	38-51	.745	0-0	.000	17-41	.415	35	53	88	6.3	50	4	11	14	23	13	93	6.6
DOZIER, Robert	14-2	20.0	26-56	.464	4-10	.400	34-48	.708	33	38	71	5.1	26	0	11	12	16	9	90	6.4
COOPER, Kareem	10-0	11.5	18-33	.545	0-0	.000	7-8	.875	16	26	42	4.2	16	0	4	6	3	1	43	4.3
ALLEN, Andre	14-0	14.4	17-47	.362	4-19	.211	14-25	.560	7	13	20	1.4	25	1	46	22	2	19	52	3.7
WILLIAMS, Waki	13-1	7.0	10-18	.556	1-1	1.000	8-9	.889	8	16	24	1.8	16	0	0	6	3	4	29	2.2
WADE, Clyde	5-0	2.6	3-5	.600	1-3	.333	1-2	.500	0	0	0	0.0	2	0	1	0	0	1	8	1.6
SANDRIDGE, Jared	4-0	2.0	1-2	.500	1-1	1.000	0-0	.000	0	0	0	0.0	1	0	1	1	0	0	3	0.8
LONG, Travis	4-0	1.8	1-2	.500	0-0	.000	0-0	.000	0	1	1	0.3	0	0	1	0	0	0	2	0.5
MCCRADY, Chance	3-0	2.0	0-0	.000	0-0	.000	0-0	.000	0	1	1	0.3	0	0	0	1	0	0	0	0.0
NJOYA, Simplice	2-0	2.5	0-2	.000	0-0	.000	0-0	.000	2	2	4	2.0	2	0	0	0	0	0	0	0.0
TEAM									19	18	37	2.6	1		1					
TOTAL	14	2800	379-846	.448	102-290	.352	273-387	.705	217	345	562	40.1	282	8	214	205	91	140	1133	80.9
OPPONENTS	14	2800	310-773	.401	65-217	.300	222-331	.671	163	303	466	33.3	303	-	168	244	28	95	907	64.8

JOHN CALIPARI

Hometown: Moon, Pa.

Alma Mater: Clarion State (1982)

Born: February 10, 1959

Coaching Experience:

1982-85 Kansas Assistant Coach
 1985-88 Pittsburgh Assistant Coach
 1988-96 Massachusetts – 193-71 (.731) – eight seasons

1996-98 New Jersey Nets Head Coach
 1999-00 Philadelphia 76ers Assistant Coach
 2000- Memphis Head Coach – 148-59 (.715) – six seasons

Career Head Coaching Record – 341-130 (.710) – 14 seasons

Coaching Staff:

Chuck Martin (Monmouth '93) – first season at Memphis
 Derek Kellogg (Massachusetts '95) – seventh season at Memphis
 John Robic (Denison '86) – second season at Memphis

Office Phone: 901/678-2346 (Secretary: Lunetha Pyror)

Office FAX: 901/678-5333



ALL-TIME COACHING RECORDS

Name	Years	Rec. (Pct.)
Fred Grantham	1920-21	22-7-1 (.750)
W.H. DePriest	1921-22	1-7 (.125)
Lester Barnard	1922-24	10-13 (.435)
Zach Curlin	1924-48	172-184 (.483)
McCoy Tarry	1948-51	36-26 (.581)
Eugene Lambert	1951-56	87-45 (.659)
Bob Vanatta	1956-62	109-34 (.762)
Dean Ehlers	1962-66	53-47 (.530)
Moe Iba	1966-70	37-65 (.362)
Gene Bartow	1970-74	82-32 (.719)
Wayne Yates	1974-79	93-49 (.655)
Dana Kirk	1979-86	158-58 (.731)
Larry Finch	1986-97	220-130 (.629)
Tic Price	1997-99	30-27 (.526)
Johnny Jones	1999-00	15-16 (.484)
John Calipari	2000-	148-59 (.715)

NOTEBOOK

- For the third time in seven seasons at Memphis, a **JOHN CALIPARI**-led Tiger squad opens a campaign without a double-figure scorer returning from the previous year. Sophomore **CHRIS DOUGLAS-ROBERTS** is the team's top returning scorer at 8.3 ppg last year. The Tigers opened the 2002-03 and 2003-04 seasons without a double-figure scorer from the previous year. It may be a good omen as the 2002-03 and 2003-04 teams earned NCAA Tournament berths.
- Head coach **JOHN CALIPARI** is in his 15th season as a collegiate head coach in 2006-07. He finished the 2005-06 campaign in the No. 6 spot on the NCAA Division I list for most wins by a head coach in 14 seasons with 337. His 337 wins are already tied for the No. 10 position on the list for head coaching wins in 15 seasons.
- Memphis enters the 2006-07 season as the 10th winningest NCAA Division I basketball program since 2002-03 (number of wins). The Tigers have won 100 games in the last four seasons. Duke tops the list with 116 victories over that same span of time.
- The Tigers posted a 19-1 record at FedExForum in 2005-06. The 19 home wins were the most since Memphis had 20 home victories in the 1983-84 campaign.
- Memphis' 33 wins in 2005-06 tied NCAA champion Florida for the most victories last year.


YEAR-BY-YEAR

Year	Coach	Record	NCAA/NIT
1920-21	Fred Grantham	22-7-1	
1921-22	W.H. DePriest	1-7	
1922-23	Lester Barnhard	6-4	
1923-24	Lester Barnhard	4-9	
1924-25	Zach Curlin	3-5	
1925-26	Zach Curlin	4-5	
1926-27	Zach Curlin	5-7	
1927-28	Zach Curlin	10-11	
1928-29	Zach Curlin	15-3	
1929-30	Zach Curlin	16-8	
1930-31	Zach Curlin	14-2	
1931-32	Zach Curlin	11-10	
1932-33	Zach Curlin	7-6	
1933-34	Zach Curlin	5-14	
1934-35	Zach Curlin	5-15	
1935-36	Zach Curlin	7-7	
1936-37	Zach Curlin	5-7	
1937-38	Zach Curlin	0-14	
1938-39	Zach Curlin	2-13	
1939-40	Zach Curlin	7-9	
1940-41	Zach Curlin	9-8	
1941-42	Zach Curlin	7-9	
1942-43	Zach Curlin	7-4	
1944-45	Zach Curlin	3-6	
1945-46	Zach Curlin	7-4	
1946-47	Zach Curlin	11-7	
1947-48	Zach Curlin	13-10	
1948-49	McCoy Tarry	11-10	
1949-50	McCoy Tarry	12-9	
1950-51	McCoy Tarry	13-7	
1951-52	Eugene Lambert	25-10	
1952-53	Eugene Lambert	10-14	
1953-54	Eugene Lambert	15-9	
1954-55	Eugene Lambert	17-5	NCAA (0-1)
1955-56	Eugene Lambert	20-7	NCAA (0-1)
1956-57	Eugene Lambert	24-6	NIT (3-1)
1957-58	Eugene Lambert	15-7	
1958-59	Bob Vanatta	17-6	
1959-60	Bob Vanatta	18-5	NIT (0-1)
1960-61	Bob Vanatta	20-3	NIT (0-1)
1961-62	Bob Vanatta	15-7	NCAA (0-1)
1962-63	Dean Ehlers	19-7	NIT (1-1)
1963-64	Dean Ehlers	14-11	
1964-65	Dean Ehlers	14-10	
1965-66	Dean Ehlers	10-15	
1966-67	Moe Iba	17-9	NIT (0-1)
1967-68	Moe Iba	8-17	
1968-69	Moe Iba	6-19	
1969-70	Moe Iba	6-20	
1970-71	Gene Bartow	18-8	
1971-72	Gene Bartow	21-7	NIT (0-1)
1972-73	Gene Bartow	24-6	NCAA (3-1, FF - 3rd)
1973-74	Gene Bartow	19-11	NIT (1-1)
1974-75	Wayne Yates	20-7	NIT (0-1)
1975-76	Wayne Yates	21-9	NCAA (0-1)
1976-77	Wayne Yates	20-9	NIT (0-1)

Year	Coach	Record	NCAA/NIT
1977-78	Wayne Yates	19-9	
1978-79	Wayne Yates	13-15	
1979-80	Dana Kirk	13-14	
1980-81	Dana Kirk	13-14	
1981-82	Dana Kirk	24-5	NCAA (1-1)
1982-83	Dana Kirk	23-8	NCAA (1-1)
1983-84	Dana Kirk	26-7	NCAA (2-1)
1984-85	Dana Kirk	31-4	NCAA (4-1, FF - 3rd)
1985-86	Dana Kirk	28-6	NCAA (1-1)
1986-87	Larry Finch	26-8	
1987-88	Larry Finch	20-12	NCAA (1-1)
1988-89	Larry Finch	21-11	NCAA (0-1)
1989-90	Larry Finch	18-12	NIT (0-1)
1990-91	Larry Finch	17-15	NIT (1-1)
1991-92	Larry Finch	23-11	NCAA (3-1, RF)
1992-93	Larry Finch	20-12	NCAA (0-1)
1993-94	Larry Finch	13-16	
1994-95	Larry Finch	24-10	NCAA (2-1, RS)
1995-96	Larry Finch	22-8	NCAA (0-1)
1996-97	Larry Finch	16-15	NIT (0-1)
1997-98	Tic Price	17-12	NIT (1-1)
1998-99	Tic Price	13-15	
1999-00	Johnny Jones	15-16	
2000-01	John Calipari	21-15	NIT (5-2, FF - 3rd)
2001-02	John Calipari	27-9	NIT (5-0, FF - 1st)
2002-03	John Calipari	23-7	NCAA (0-1)
2003-04	John Calipari	22-8	NCAA (1-1)
2004-05	John Calipari	22-16	NIT (FF, 3-1)
2005-06	John Calipari	33-4	NCAA (RF, 3-1)

85 seasons **1,288-800-1 (.617)**

RS - Regional Semifinals
 RF - Regional Finals
 FF - Final Four Semifinalist



Joey Dorsey

QUICK FACTS

Location.....	Houston, Texas
Founded.....	1891
Enrollment.....	4,785
Nickname.....	Owls
Colors.....	Blue and Gray
Home Court.....	Autry Court (5,000)
President.....	David W. Leebron
Athletics Director.....	Chris Del Conte
Faculty Athletics Representative.....	Dr. James Castaneda
Senior Woman Administrator.....	Chris Huston
Head Coach.....	Willis Wilson (Rice '82)

SPORTS INFORMATION

Assistant Director.....	Jay Jameson
Office.....	713/348-8874
Mobile.....	614/354-9422
FAX.....	713/348-6019
E-mail.....	jj7473@rice.edu
Website.....	www.RiceOwls.com
Press Row Phone.....	713/348-5638



Willis Wilson
Head Coach



David W. Leebron
President



Chris Del Conte
Athletics Director



Chris Huston
SWA



Jay Jameson
SID

S
T
M
O
W
L
S




Autry Court

BASKETBALL FACTS

Letterwinners Returning/Lost.....	10/4
Starters Returning/Lost.....	3/2
2005-06 Record.....	12-16, 6-8 C-USA
Conference USA Championship.....	0-1 (First Round)
Postseason.....	n/a
All-Time Program Record.....	.972-1,175 (.453), 92 seasons
NCAA Tournament Appearances.....	4 (1940, 42, 54, 70)
NCAA Record.....	.2-5 (.286)
NIT Appearances.....	5 (1943, 91, 93, 2004, 05)
NIT Record.....	1-5 (.167)

ROSTER

No.	Name	Pos.	Ht.	Wt.	Yr.	Hometown/Previous School
1	Chris Hagan	G	5-9	165	Fr.	Houston, Texas/Westfield
3	Chris Szalay	G	5-10	165	So.	Houston, Texas/St. Thomas
4	Matt Hagen	C	6-10	230	So.	Pekin, Ill./Pekin
5	Lorenzo Williams	G	6-1	165	Sr.	Killeen, Texas/Ellison
12	Mauris Craciun	F	6-8	230	Jr.	Cluj-Napoca, Romania/Weatherford College
13	Paulius Packevicius	F	6-9	230	Jr.	Kaunas, Lithuania/The Oakridge School (Texas)
15	Jonathan Bailey	G	6-3	195	So.	Beaumont, Texas/Texas State
21	Rodney Foster	G	6-1	185	So.	Katy, Texas/Mayde Creek
22	Morris Almond	G	6-6	215	Sr.	Powder Springs, Ga./McEachern
30	Charles Belton	G	6-4	185	So.	Fairburn, Ga./Sandy Creek
31	Greg Killings	C	6-10	240	Sr.	Miami, Fla./Northwestern
32	Cory Pflieger	G	6-2	175	So.	Dickson, Tenn./Dickson County
33	Cliff Ghoram	G	6-5	195	Fr.	Baton Rouge, La./Zachary
41	Patrick Britton	F	6-8	200	Jr.	San Antonio, Texas/Southwest
43	Aleks Perka	F	6-8	205	So.	Houston, Texas/Klein Forest



Lorenzo Williams

SCHEDULE

Date	Opponent	Time
N11	PAUL QUINN COLLEGE	7:05p
N14-15	at NIT Season Tip-Off, Spokane, Wash.	
N14	vs. Gonzaga (ESPN2)	11:00p
N15	vs. Colorado State/Baylor	TBD
N18	NORTH TEXAS	7:05p
N20	OREGON	7:05p
N22-24	at NIT Season Tip-Off, New York, N.Y.	
N25/27	at Utah	TBD
D2	UT-PERMIAN BASIN	2:05p
D6	LAMAR	7:05p
D20	PRAIRIE VIEW A&M	7:05p
D28-29	at Shamrock Office Solutions Classic, Moraga, Calif.	
D28	vs. Belmont	9:00p
D29	at St. Mary's/vs. Western Carolina	TBD
J2	VANDERBILT	7:05p
J6	at Princeton	1:05p
J10	TULANE	7:05p
J13	at EAST CAROLINA	6:05p
J17	HOUSTON (CSTV)	7:05p
J20	at UCF	6:30p
J24	UTEP	7:05p
J27	at Tulane	7:00p
J31	at Houston	7:05p
F3	EAST CAROLINA	2:05p
F7	SOUTHERN MISS	7:05p
F10	at SMU	7:00p
F14	at UAB	7:00p
F17	UCF	2:05p
F22	Memphis (ESPN)	7:00p
F24	SMU	2:05p
F28	at Marshall (CSTV)	7:00p
M3	TULSA	2:05p
M7-10	at C-USA Championship, Memphis, Tenn.	

HOME GAMES IN CAPS. Conference games in bold.
All times Central and subject to change.

2005-06 RESULTS (12-16, 6-8 C-USA)

N18-19	at Pepsi Blue & Gold Classic, Milwaukee, Wis.		
N18	at Marquette	L	65-82
N19	vs. IUPUI	L	56-58
N22	NEW MEXICO HIGHLANDS	W	87-75
N26	at Oregon	L	60-84
N29	PRAIRIE VIEW A&M	W	67-58
D3	UTAH (CSTV)	W	96-94 (3OT)
D5	Memorial Herman presents NCAA Basketball, Toyota Center, Houston, Texas		
D5	vs. (2) Texas (FoxSportsNet)	L	58-85
D15	PALM BEACH ATLANTIC	W	93-54
D17	vs. Arkansas (N. Little Rock, Ark.)	L	61-80
D21	TEXAS SOUTHERN	W	81-65
D30	at Murray State	L	65-83
J2	YALE	L	67-70
J5	PRINCETON	W	52-41
J11	HOUSTON	W	71-62
J14	at Tulane	W	60-57
J18	UAB	L	67-75
J21	at SMU	L	69-80 (OT)
J25	at Southern Miss	W	67-61
J28	TULANE	L	53-70
F4	(3) MEMPHIS	L	79-84
F8	at Marshall	W	78-75 (OT)
F11	at Tulsa	L	73-80 (OT)
F15	EAST CAROLINA (CSTV)	W	62-54
F18	at UTEP	L	47-58
F25	UCF	L	64-77
M1	at Houston	L	71-74
M4	SMU	W	68-66
M8-11	at C-USA Championship, Memphis, Tenn.		
M8	vs. SMU	L	59-61

C-USA Games in Bold

2005-2006 STATISTICS

All Games (Returnees in Bold)

Player	GP-GS	Avg Min	TOTAL		3-PTS		FT-FTA	Pct	Off	REBOUNDS			PF	FO	A	TO	Blk	Stl	Pts	Avg
			FG-FGA	Pct	3FG-FGA	Pct				Def	Tot	Avg								
ALMOND, Morris	28-24	32.3	224-448	.500	48-108	.444	116-146	.795	49	114	163	5.8	66	2	32	80	19	39	612	21.9
HARRISON, J.R	28-24	34.7	136-322	.422	22-77	.286	46-61	.754	43	118	161	5.8	50	0	43	63	9	22	340	12.1
WILLIAMS, Lorenzo	28-28	33.6	110-264	.417	19-63	.302	56-79	.709	10	78	88	3.1	49	0	170	89	8	39	295	10.5
MOORE, Jamaal	20-17	25.9	50-118	.424	3-8	.375	57-89	.640	36	45	81	4.1	47	1	25	39	5	27	160	8.0
BRITTON, Patrick	28-24	27.4	53-117	.453	0-0	.000	50-67	.746	62	91	153	5.5	84	2	17	35	25	31	156	5.6
FOSTER, Rodney	28-0	19.2	33-109	.303	16-59	.271	38-52	.731	10	34	44	1.6	32	0	53	30	0	23	120	4.3
PFLIEGER, Cory	22-5	10.4	22-67	.328	16-51	.314	12-20	.600	7	26	33	1.5	14	0	11	22	0	9	72	3.3
PACKEVICIUS, Paulius	22-6	12.0	15-29	.517	0-0	.000	29-38	.763	19	26	45	2.0	57	1	9	22	3	7	59	2.7
KILLINGS, Greg	17-2	12.2	13-33	.394	0-0	.000	4-7	.571	11	29	40	2.4	31	1	7	16	8	6	30	1.8
PERKA, Aleks	18-0	7.4	11-20	.550	0-0	.000	3-7	.429	10	12	22	1.2	9	0	4	10	1	3	25	1.4
HAGEN, Matt	24-10	9.2	6-18	.333	0-0	.000	4-6	.667	10	15	25	1.0	35	0	7	14	3	8	16	0.7
BRIDGES, Jason	7-0	3.4	1-2	.500	0-0	.000	2-2	1.000	0	1	1	0.1	4	0	2	3	1	0	4	0.6
CULVER, Arthur	4-0	4.8	0-2	.000	0-1	.000	4-4	1.000	2	1	3	0.8	2	0	3	2	0	2	4	1.0
SZALAY, Chris	3-0	3.7	0-1	.000	0-1	.000	4-4	1.000	1	0	1	0.3	0	0	3	0	0	4	1.3	
TEAM									35	53	88	3.1	2		3					
TOTAL	28	5750	674-1550	.435	124-368	.337	425-582	.730	305	643	948	33.9	488	7	386	428	82	216	1897	67.8
OPPONENTS	28	5750	711-1643	.433	208-620	.335	333-514	.648	390	660	1050	37.5	530	-	446	446	86	239	1963	70.1

C-USA Games (Returnees in Bold)

Player	GP-GS	Avg Min	TOTAL		3-PTS		FT-FTA	Pct	Off	REBOUNDS			PF	FO	A	TO	Blk	Stl	Pts	Avg
			FG-FGA	Pct	3FG-FGA	Pct				Def	Tot	Avg								
ALMOND, Morris	14-14	35.8	118-244	.484	22-57	.386	93-113	.823	22	73	95	6.8	39	1	16	47	10	27	351	25.1
HARRISON, J.R	14-11	35.1	64-148	.432	11-40	.275	24-32	.750	18	49	67	4.8	25	0	19	45	1	11	163	11.6
WILLIAMS, Lorenzo	14-14	33.2	52-126	.413	7-21	.333	32-40	.800	7	33	40	2.9	25	0	89	42	2	18	143	10.2
BRITTON, Patrick	14-10	27.6	28-58	.483	0-0	.000	30-41	.732	28	53	81	5.8	44	2	9	22	8	18	86	6.1
MOORE, Jamaal	10-7	26.5	22-54	.407	2-2	1.000	30-48	.625	23	18	41	4.1	16	0	8	16	3	11	76	7.6
FOSTER, Rodney	14-0	15.5	15-46	.326	6-26	.231	15-19	.789	6	17	23	1.6	15	0	20	9	0	10	51	3.6
PACKEVICIUS, Paulius	13-4	13.0	8-16	.500	0-0	.000	17-23	.739	17	12	29	2.2	38	1	4	8	2	5	33	2.5
KILLINGS, Greg	13-2	12.3	5-19	.263	0-0	.000	4-6	.667	8	24	32	2.5	25	1	4	14	7	5	14	1.1
HAGEN, Matt	13-8	11.6	3-9	.333	0-0	.000	2-4	.500	6	9	15	1.2	24	0	6	8	2	5	8	0.6
PFLIEGER, Cory	8-0	3.9	2-8	.250	1-5	.200	0-3	.000	0	5	5	0.6	2	0	0	2	0	1	5	0.6
PERKA, Aleks	6-0	4.0	0-0	.000	0-0	.000	0-0	.000	1	4	5	0.8	0	0	0	4	0	0	0	0.0
BRIDGES, Jason	3-0	2.7	0-1	.000	0-0	.000	0-0	.000	0	1	1	0.3	0	0	0	2	0	0	0	0.0
CULVER, Arthur	1-0	4.0	0-0	.000	0-0	.000	0-0	.000	1	0	1	1.0	0	0	0	0	0	0	0	0.0
SZALAY, Chris	2-0	1.0	0-0	.000	0-0	.000	0-0	.000	1	0	1	0.5	0	0	1	0	0	0	0	0.0
TEAM									18	26	44	3.1	2		1					
TOTAL	14	2875	317-729	.435	49-151	.325	247-329	.751	156	324	480	34.3	255	5	176	220	35	111	930	66.4
OPPONENTS	14	2875	340-785	.433	107-331	.323	186-286	.650	176	306	482	34.4	284	-	213	201	43	119	973	69.5

WILLIS WILSON

Hometown: Silver Springs, Md.

Alma Mater: Rice (1982)

Born: March 22, 1960

Coaching Experience:

1981-83 Rice Asst. Coach

1988-91 Rice Asst. Coach

1991-92 Stanford Asst. Coach

1992- Rice Head Coach – 200-203 (.496) –
14 seasonsCareer Head Coaching Record –
200-203 (.496) - 14 years

Coaching Staff:

Marty Gross (Jacksonville '77) –
17th season at RiceTodd Smith (Valparaiso '89) –
18th season at RiceMarty Gillespie (Iowa State '79) –
sixth season at Rice

Office Phone: 713/248-4075

Office FAX: 713/348-5414

ALL-TIME COACHING
RECORDS

Name	Years	Rec. (Pct.)
Robert Cummings	1914-17	30-11 (.732)
Wilbur Tisdale	1917-19	14-14 (.500)
Leslie Mann	1919-20	6-6 (.500)
Pete Cawthon	1920-21	5-10 (.333)
Howard F. Yerges	1921-22	2-12 (.143)
Phil Arbuckle	1922-23	10-9 (.526)
Franklin Ashcroft	1923-24, 25-27	4-39 (.093)
John P. Nicholson	1924-25	2-12 (.143)
Russell Daugherty	1927-32	25-46 (.352)
Jimmy Kitts	1932-38	48-56 (.462)
Buster Brannon	1938-42, 45-46	85-37 (.697)
Joe Davis	1942-45, 46-49	83-56 (.597)
Don Suman	1949-59	149-106 (.584)
John Frankie	1959-63	39-54 (.419)
George Carlisle	1963-66	18-53 (.254)
Don Knodel	1966-74	76-127 (.374)
Bob Polk	1974-77	17-63 (.213)
Mike Schuler	1977-81	30-76 (.283)
Tommy Suits	1981-87	64-106 (.376)
Scott Thompson	1987-92	65-79 (.451)
Willis Wilson	1992-	200-203 (.496)

NOTEBOOK

- Rice returns two of the top guards in Conference USA in seniors **MORRIS ALMOND** (21.9 ppg) and **LORENZO WILLIAMS** (10.5 ppg).
- Almond, a CollegeInsider.com All-America candidate last season, is an early favorite for C-USA Player of the Year honors as the only returning member of the 2006 All-Conference first team. He led C-USA in scoring with 21.9 ppg. and set a conference record with a 25.1 ppg-average in C-USA games only.
- Almond is poised to become Rice's 28th 1,000-point scorer, entering the season with 981 career points.
- Williams is the top returning assist-man in C-USA. Last season, he averaged 6.1 assists per game to rank second in C-USA and tie for 12th nationally.
- Junior forward **PATRICK BRITTON** was selected as one of 12 current and former collegiate basketball players from across the United States to embark on a two-week competitive tour of the Philippines as one of 11 Athletes In Action international-touring basketball teams this summer. He is the team's second-leading returning rebounder (5.5 per game).
- Head Coach **WILLIS WILSON** is entering his 15th season at Rice, which is one of the longest tenures in the country.

YEAR-BY-YEAR

Year	Coach	Record	NCAA/NIT
1914-15	Robert Cummings	8-1	
1915-16	Robert Cummings	12-5	
1916-17	Robert Cummings	10-5	
1917-18	Wilbur Tisdale	10-4	
1918-19	Wilbur Tisdale	4-10	
1919-20	Leslie Mann	6-6	
1920-21	Pete Cawthon	5-10	
1921-22	Howard F. Yerges	2-12	
1922-23	Phil Arbuckle	10-9	
1923-24	Franklyn Ashcraft	3-17	
1924-25	John P. Nicholson	2-12	
1925-26	Franklyn Ashcraft	1-13	
1926-27	Franklyn Ashcraft	0-9	
1927-28	Russell Daugherty	3-9	
1928-29	Russell Daugherty	2-10	
1929-30	Russell Daugherty	7-9	
1930-31	Russell Daugherty	8-9	
1931-32	Russell Daugherty	5-9	
1932-33	Jimmy Kitts	8-9	
1933-34	Jimmy Kitts	8-6	
1934-35	Jimmy Kitts	8-4	
1935-36	Jimmy Kitts	12-10	
1936-37	Jimmy Kitts	6-10	
1937-38	Jimmy Kitts	6-17	
1938-39	Buster Brannon	10-11	
1939-40	Buster Brannon	25-4	NCAA (1-1)
1940-41	Buster Brannon	18-6	
1941-42	Buster Brannon	22-5	NCAA (0-2)
1942-43	Joe Davis	17-9	NIT (0-1)
1943-44	Joe Davis	15-5	
1944-45	Joe Davis	20-1	
1945-46	Buster Brannon	10-11	
1946-47	Joe Davis	8-16	
1947-48	Joe Davis	10-14	
1948-49	Joe Davis	13-11	
1949-50	Don Suman	8-15	
1950-51	Don Suman	8-15	
1951-52	Don Suman	9-15	
1952-53	Don Suman	16-6	
1953-54	Don Suman	23-5	NCAA (1-1)
1954-55	Don Suman	10-13	
1955-56	Don Suman	19-5	
1956-57	Don Suman	16-8	
1957-58	Don Suman	13-11	
1958-59	Don Suman	11-13	
1959-60	John Frankie	4-20	
1960-61	John Frankie	11-12	
1961-62	John Frankie	12-11	
1962-63	John Frankie	12-11	
1963-64	George Carlisle	15-9	
1964-65	George Carlisle	2-22	
1965-66	George Carlisle	1-22	
1966-67	Don Knodel	7-17	
1967-68	Don Knodel	8-16	
1968-69	Don Knodel	10-14	
1969-70	Don Knodel	14-11	NCAA (0-1)
1970-71	Don Knodel	14-12	
1971-72	Don Knodel	6-20	
1972-73	Don Knodel	7-19	

Year	Coach	Record	NCAA/NIT
1973-74	Don Knodel	10-18	
1974-75	Bob Polk	5-21	
1975-76	Bob Polk	3-24	
1976-77	Bob Polk	9-18	
1977-78	Mike Schuler	4-22	
1978-79	Mike Schuler	7-20	
1979-80	Mike Schuler	7-19	
1980-81	Mike Schuler	12-15	
1981-82	Tommy Suitts	15-15	
1982-83	Tommy Suitts	8-20	
1983-84	Tommy Suitts	13-17	
1984-85	Tommy Suitts	11-16	
1985-86	Tommy Suitts	9-19	
1986-87	Tommy Suitts	8-19	
1987-88	Scott Thompson	6-21	
1988-89	Scott Thompson	12-16	
1989-90	Scott Thompson	11-17	
1990-91	Scott Thompson	16-14	NIT (0-1)
1991-92	Scott Thompson	20-11	
1992-93	Willis Wilson	19-9	NIT (1-1)
1993-94	Willis Wilson	15-14	
1994-95	Willis Wilson	15-13	
1995-96	Willis Wilson	14-14	
1996-97	Willis Wilson	12-15	
1997-98	Willis Wilson	6-22	
1998-99	Willis Wilson	18-10	
1999-00	Willis Wilson	5-22	
2000-01	Willis Wilson	14-16	
2001-02	Willis Wilson	10-19	
2002-03	Willis Wilson	19-10	
2003-04	Willis Wilson	22-11	NIT (0-1)
2004-05	Willis Wilson	19-12	NIT (0-1)
2005-06	Willis Wilson	12-16	

92 seasons 972-1,175 (.453)



Patrick Britton

QUICK FACTS

Location Dallas, Texas
 Founded 1911
 Enrollment 10,901
 Nicknames Mustangs
 Colors Red and Blue
 Home Court Moody Coliseum (8,998)
 President Dr. R. Gerald Turner
 Athletics Director Steve Orsini
 Faculty Athletics Representative Paul Rogers
 Senior Woman Administrator Koni Overstreet
 Head Coach Matt Doherty (North Carolina '84)

SPORTS INFORMATION

Assistant Director Herman Hudson
 Office 214/768-1304
 Mobile 214/924-0358
 FAX 214/768-2044
 E-mail hermanh@smu.edu
 Website www.smumustangs.com
 Press Row Phone 214/768-7742



Matt Doherty
Head Coach



Dr. R. Gerald Turner
President



Steve Orsini
Athletics Director



Koni Overstreet
SWA



Herman Hudson
SID



Moody Coliseum

BASKETBALL FACTS

Letterwinners Returning/Lost 9/3
 Starters Returning/Lost 4/1
 2005-06 Record 13-16, 4-10 C-USA
 Conference USA Championship 1-1 (Quarterfinals)
 Postseason None
 All-Time Program Record 1,122-1,040 (.519), 90 seasons
 NCAA Tournament Appearances 10 (1955, 56, 57, 65, 66, 67, 84, 85, 88, 93)
 NCAA Record 10-12 (.455)
 NIT Appearances 2 (1986, 2000)
 NIT Record 0-2

M U S T A N G S

ROSTER

No.	Name	Pos.	Ht.	Wt.	Yr.	Hometown/Previous School
0	Paulius Ritter	F	6-7	255	Jr.	Vilnius, Lithuania/Holland Hall (Okla.)
2	Devon Pearson	F	6-6	225	Sr.	Miami, Fla./Northwestern
3	Dez Willingham	G	6-0	180	Jr.	De Soto, Texas/Kansas State
10	Ike Ofoegbu	F	6-9	215	Sr.	San Antonio, Texas/Taft
12	Jon Killen	G	6-4	195	Jr.	Arlington, Texas/Martin
15	Derrick Roberts	G	6-4	190	Jr.	Houston, Texas/Nimitz
21	Bamba Fall	C	7-1	200	So.	Senegal/Oak Hill Academy (Va.)
25	Donatas Rackauskas	F/C	6-11	240	Sr.	Alytus, Lithuania/New Hampton (N.H.)
33	Cameron Spencer	F	6-8	220	Fr.	Orange, Texas/Little Cypress-Mauriceville
34	Brian Epps	G/F	6-5	225	Sr.	Franklin, Wis./Georgia Perimeter JC



Devon Pearson

SCHEDULE

Date	Opponent	Time
N12-14	at Colonial Classic, Tallahassee, Fla	
N12	vs. Illinois State	4:00p
N13	vs. McNeese State	4:00p
N14	at Florida State	6:30p
N18	DAYTON	7:00p
N22	LOUISIANA-MONROE	7:00p
N27	PAUL QUINN COLLEGE	7:00p
D3	TEXAS COLLEGE	7:00p
D13	PRAIRIE VIEW A & M	7:00p
D16	at Centenary	7:00p
D21	at TCU (CSTV)	7:00p
D28	at Oklahoma	7:00p
D30	NORTH CAROLINA A&T	7:00p
J4	TEXAS PAN-AMERICAN	7:00p
J6	BROWN UNIVERSITY	7:00p
J10	SOUTHERN MISS	7:00p
J13	at Houston (CSTV)	5:00p
J17	at UCF	6:30p
J20	UTEP	7:00p
J24	TULANE	7:00p
J27	at Tulsa	7:00p
J31	at UAB	7:00p
F3	at Memphis (ESPN2)	11:00a
F7	HOUSTON (CSTV)	7:00p
F10	RICE	7:00p
F14	at Marshall	6:00p
F17	EAST CAROLINA	7:00p
F21	at UTEP	8:00p
F24	at Rice	2:00p
F28	TULSA	7:00p
M3	MEMPHIS (CSTV)	8:30p
M7-10	at C-USA Championship, Memphis, Tenn.	

HOME GAMES IN CAPS. Conference games in bold.
All times Central and subject to change.

2005-06 RESULTS (13-16, 4-10 C-USA)

N19	UT-TYLER	W	76-61
N20	at Louisiana-Monroe	L	64-71
N22	CENTENARY	W	85-67
N27	TOLEDO	L	60-72
N29	LONG ISLAND	W	74-62
D1	at Texas State	W	78-67
D3	at Oklahoma State	L	54-64
D10	HARDIN-SIMMONS	W	85-70
D19	SAVANNAH STATE	W	89-46
D22	at Wyoming	L	69-75
D28	HARVARD	W	76-55
D30	TCU (CSTV)	W	52-49
J3	(12) OKLAHOMA	L	47-50
J11	UTEP	L	67-80
J14	at (5) Memphis	L	53-73
J18	at East Carolina	W	74-70 (OT)
J21	RICE	W	80-69 (OT)
J24	at UT-Pan American	W	84-54
J28	at UTEP	L	53-57
F1	at Tulane	L	56-59
F4	SOUTHERN MISS	W	58-53
F8	TULSA	L	51-55
F11	at Houston	L	57-69
F15	MARSHALL	L	72-75 (OT)
F18	UCF	W	77-55
F22	at Tulsa (CSTV)	L	56-73
F25	UAB	L	68-73
M4	at Rice	L	66-68
M8-11	at C-USA Championship, Memphis, Tenn.		
M8	vs. Rice	W	61-59
M9	vs. (24) UAB	L	55-69

C-USA Games in Bold

2005-2006 STATISTICS

All Games (Returnees in Bold)

Player	GP-GS	Avg Min	TOTAL		3-PTS		FT-FTA	Pct	Off	REBOUNDS			PF	FO	A	TO	Blk	Stl	Pts	Avg
			FG-FGA	Pct	3FG-FGA	Pct				Def	Tot	Avg								
HOPKINS, Bryan	22-22	34.	101-265	.381	52-150	.347	64-79	.810	15	79	94	4.3	54	1	77	72	6	52	318	14.5
ROBERTS, Derrick	29-20	31.2	119-259	.459	17-63	.270	55-83	.663	36	69	105	3.6	62	1	70	68	8	26	310	10.7
PEARSON, Devon	29-25	28.8	118-296	.399	16-67	.239	54-78	.692	87	155	242	8.3	58	0	34	48	13	34	306	10.6
WILLINGHAM, Dez	29-28	29.4	87-239	.364	46-126	.365	59-77	.766	8	56	64	2.2	33	0	76	64	0	33	279	9.6
RACKAUSKAS, D.	29-15	19.4	71-141	.504	1-2	.500	38-59	.644	46	89	135	4.7	71	1	16	36	28	14	181	6.2
MORRIS, Brian	22-5	18.5	65-120	.542	0-1	.000	28-43	.651	41	74	115	5.2	62	2	14	35	13	7	158	7.2
FALL, Bamba	18-14	24.1	33-68	.485	0-0	.000	39-64	.609	24	49	73	4.1	52	1	11	30	53	5	105	5.8
OFOEGBU, Ike	27-15	15.6	35-62	.565	0-1	.000	32-50	.640	40	42	82	3.0	60	1	21	32	11	14	102	3.8
EPPS, Brian	27-0	8.7	31-85	.365	9-39	.231	16-17	.941	12	21	33	1.2	23	0	11	17	2	8	87	3.2
KILLEN, Jon	29-0	13.7	20-42	.476	0-1	.000	17-23	.739	9	20	29	1.0	53	1	43	42	1	25	57	2.0
RITTER, Paulius	7-0	5.6	3-4	.750	0-0	.000	3-5	.600	6	3	9	1.3	12	0	0	6	3	2	9	1.3
HOPKINS, Ryan	9-1	3.3	3-7	.429	1-4	.250	2-2	1.000	2	4	6	0.7	0	0	3	3	0	2	9	1.0
WILLIAMS, Matt	1-0	4.0	0-0	.000	0-0	.000	0-0	.000	0	0	0	0.0	0	0	0	0	0	0	0	0.0
TEAM									36	36	72	2.5	0			2				
TOTAL	29	5875	686-1588	.432	142-454	.313	407-580	.702	362	697	1059	36.5	540	8	376	455	138	222	1921	66.2
OPPONENTS	29	5875	657-1615	.407	160-473	.338	385-559	.689	360	620	980	33.8	522	-	397	418	99	225	1859	64.1

C-USA Games (Returnees in Bold)

Player	GP-GS	Avg Min	TOTAL		3-PTS		FT-FTA	Pct	Off	REBOUNDS			PF	FO	A	TO	Blk	Stl	Pts	Avg
			FG-FGA	Pct	3FG-FGA	Pct				Def	Tot	Avg								
HOPKINS, Bryan	14-14	35.4	66-177	.373	30-94	.319	45-54	.833	8	47	55	3.9	40	1	46	46	1	36	207	14.8
ROBERTS, Derrick	14-7	30.6	52-109	.477	10-28	.357	20-32	.625	18	35	53	3.8	27	0	24	29	0	10	134	9.6
PEARSON, Devon	14-13	28.0	49-133	.368	4-21	.190	25-33	.758	33	78	111	7.9	29	1	18	19	3	14	127	9.1
WILLINGHAM, Dez	14-13	28.5	39-110	.355	20-56	.357	20-26	.769	6	23	29	2.1	15	0	34	32	0	13	118	8.4
MORRIS, Brian	7-4	20.4	22-46	.478	0-0	.000	6-13	.462	14	21	35	5.0	22	1	8	14	0	2	50	7.1
FALL, Bamba	14-13	27.0	31-65	.477	0-0	.000	33-56	.589	22	45	67	4.8	42	1	9	27	47	5	95	6.8
RACKAUSKAS, D.	14-1	16.2	20-46	.435	0-0	.000	23-27	.852	18	42	60	4.3	29	0	7	19	9	3	63	4.5
EPPS, Brian	12-0	7.2	13-38	.342	4-14	.286	7-8	.875	7	9	16	1.3	10	0	3	3	1	3	37	3.1
OFOEGBU, Ike	13-4	12.0	11-20	.550	0-0	.000	7-12	.583	12	20	32	2.5	24	0	3	15	6	5	29	2.2
KILLEN, Jon	14-0	11.7	8-14	.571	0-0	.000	8-11	.727	2	3	5	0.4	22	0	13	16	0	11	24	1.7
HOPKINS, Ryan	3-1	2.0	2-4	.500	0-2	.000	0-0	.000	1	0	1	0.3	0	0	1	0	0	4	1.3	
TEAM									17	22	39	2.8	0			2				
TOTAL	14	2875	313-762	.411	68-215	.316	194-272	.713	158	345	503	35.9	260	4	166	222	67	102	888	63.4
OPPONENTS	14	2875	324-796	.407	82-233	.352	199-286	.696	181	330	511	36.5	242	-	204	190	59	119	929	66.4

MATT DOHERTY

Hometown: East Meadow, N.Y.
Alma Mater: North Carolina (1984)
Born: February 25, 1962

Coaching Experience:

1989-92 Davidson Asst. Coach
 1992-99 Kansas Asst. Coach
 1999-00 Notre Dame Head Coach – 22-15 (.595)
 one season
 2000-03 North Carolina Head Coach – 53-43 (.552)
 three seasons
 2005-06 Florida Atlantic Head Coach –
 15-13 (.536) – one season
 2006- SMU Head Coach – first season
 Career Head Coaching Record –
 90-71 (.559) – five seasons

Coaching Staff:

Mike Garland (Northern Michigan '77) –
 first season at SMU
 Lance Irvin (Idaho '92) –
 first season at SMU
 Steve Lutz (Incarnate Word '97) –
 first season at SMU

Office Phone: 214/768-3501

Office FAX: 214/768-1614



ALL-TIME COACHING RECORDS

Name	Years	Rec. (Pct.)
Dale Morrison	1916-17	12-2 (.857)
Burton Rix	1917-21	24-36 (.400)
R.N. Blackwell	1921-22	8-14 (.364)
H.A. Faulkner	1922-24	19-26 (.422)
J.W. St. Clair	1924-38	140-108 (.565)
F.C. Baccus	1938-42, 45-47	55-71 (.437)
James Stewart	1942-44	18-17 (.514)
Roy D. Baccus	1944-45	11-10 (.524)
E.O. (Doc) Hayes	1947-67	299-192 (.609)
Bob Prewitt	1967-75	88-115 (.433)
Sonny Allen	1975-80	61-77 (.442)
Dave Bliss	1980-88	142-101 (.584)
John Shumate	1988-95	78-118 (.398)
Mike Dement	1995-2004	138-120 (.535)
Robert Lineburg	2004	2-3 (.400)
Jimmy Tubbs	2004-2006	27-30 (.474)
Matt Doherty	2006-	First Season

NOTEBOOK

- The Mustangs will be led by new head coach **MATT DOHERTY**, who has posted a 90-71 career record in five seasons as a head coach: Notre Dame, 22-15 in one year; North Carolina, 53-43 in three years, and Florida Atlantic, 15-13 in one year.
- **BAMBA FALL** averaged 3.36 blocks per conference game last season as a freshman to lead C-USA in league contests (1.7 per game better than the second-best season performance).
- **DEVON PEARSON's** 8.3 rebounds per game were second in C-USA and 7.9 per game was tied for third in league play. Pearson broke a C-USA Championship record with 17 boards in the Mustangs' quarterfinal loss to UAB.
- Fall (7-1, 200, So., C) (5.8 pts, 4.1 rebs, 2.9 blks) and Pearson (6-6, 235, Sr., F) (10.6 pts, 8.3 rebs), along with **DERRICK ROBERTS** (6-4, 198, Jr., G) (10.7 pts, 3.6 rebs, 2.4 asts) and **DEZ WILLINGHAM** (6-0, 180, Jr., G) (9.6 pts, 2.6 asts, 1.1 stls) make up the foursome of returning starters for SMU.
- The Mustangs allowed 64.1 points per game in 2005-06, third best in school history since 1953-54; and the 4.8 blocks per game were the second best tally in school history.

YEAR-BY-YEAR

Year	Coach	Record	NCAA/NIT
1916-17	Dale Morrison	12-2	
1917-18	Burton Rix	5-4	
1918-19	Burton Rix	7-8	
1919-20	Burton Rix	6-11	
1920-21	Burton Rix	6-14	
1921-22	R.N. Blackwell	8-11	
1922-23	H.A. Faulkner	10-11	
1923-24	H.A. Faulkner	9-15	
1924-25	J.W. St. Clair	5-11	
1925-26	J.W. St. Clair	10-6	
1926-27	J.W. St. Clair	12-5	
1927-28	J.W. St. Clair	14-3	
1928-29	J.W. St. Clair	7-9	
1929-30	J.W. St. Clair	8-10	
1930-31	J.W. St. Clair	15-8	
1931-32	J.W. St. Clair	9-13	
1932-33	J.W. St. Clair	9-9	
1933-34	J.W. St. Clair	11-9	
1934-35	J.W. St. Clair	14-3	
1935-36	J.W. St. Clair	4-8	
1936-37	J.W. St. Clair	13-8	
1937-38	J.W. St. Clair	9-6	
1938-39	F.C. Baccus	14-8	
1939-40	F.C. Baccus	7-13	
1940-41	F.C. Baccus	10-10	
1941-42	F.C. Baccus	3-16	
1942-43	James Stewart	10-8	
1943-44	James Stewart	8-9	
1944-45	Roy D. Baccus	11-10	
1945-46	F.C. Baccus	7-16	
1946-47	F.C. Baccus	14-8	
1947-48	E.O. (Doc) Hayes	13-10	
1948-49	E.O. (Doc) Hayes	11-13	
1949-50	E.O. (Doc) Hayes	10-13	
1950-51	E.O. (Doc) Hayes	14-10	
1951-52	E.O. (Doc) Hayes	11-13	
1952-53	E.O. (Doc) Hayes	8-12	
1953-54	E.O. (Doc) Hayes	13-9	
1954-55	E.O. (Doc) Hayes	15-11	NCAA (0-2)
1955-56	E.O. (Doc) Hayes	26-4	NCAA (3-2)
1956-57	E.O. (Doc) Hayes	22-4	NCAA (1-1)
1957-58	E.O. (Doc) Hayes	15-10	
1958-59	E.O. (Doc) Hayes	16-8	
1959-60	E.O. (Doc) Hayes	17-7	
1960-61	E.O. (Doc) Hayes	12-12	
1961-62	E.O. (Doc) Hayes	18-7	
1962-63	E.O. (Doc) Hayes	12-12	
1963-64	E.O. (Doc) Hayes	12-12	
1964-65	E.O. (Doc) Hayes	17-10	NCAA (1-1)
1965-66	E.O. (Doc) Hayes	17-9	NCAA (1-1)
1966-67	E.O. (Doc) Hayes	20-6	NCAA (1-1)
1967-68	Bob Prewitt	6-18	
1968-69	Bob Prewitt	12-12	
1969-70	Bob Prewitt	5-19	
1970-71	Bob Prewitt	16-10	
1971-72	Bob Prewitt	16-11	
1972-73	Bob Prewitt	10-15	
1973-74	Bob Prewitt	15-12	

Year	Coach	Record	NCAA/NIT
1974-75	Bob Prewitt	8-18	
1975-76	Sonny Allen	16-12	
1976-77	Sonny Allen	8-19	
1977-78	Sonny Allen	10-18	
1978-79	Sonny Allen	11-16	
1979-80	Sonny Allen	16-12	
1980-81	Dave Bliss	7-20	
1981-82	Dave Bliss	6-21	
1982-83	Dave Bliss	19-11	
1983-84	Dave Bliss	25-8	NCAA (1-1)
1984-85	Dave Bliss	23-10	NCAA (1-1)
1985-86	Dave Bliss	18-11	NIT (0-1)
1986-87	Dave Bliss	16-13	
1987-88	Dave Bliss	28-7	NCAA (1-1)
1988-89	John Shumate	13-16	
1989-90	John Shumate	10-18	
1990-91	John Shumate	12-17	
1991-92	John Shumate	10-18	
1992-93	John Shumate	20-8	NCAA (0-1)
1993-94	John Shumate	6-21	
1994-95	John Shumate	7-20	
1995-96	Mike Dement	8-20	
1996-97	Mike Dement	16-12	
1997-98	Mike Dement	18-10	
1998-99	Mike Dement	15-15	
1999-00	Mike Dement	21-9	NIT (0-1)
2000-01	Mike Dement	18-12	
2001-02	Mike Dement	15-14	
2002-03	Mike Dement	17-13	
2003-04	Dement/Lineburg *	12-18	
2004-05	Jimmy Tubbs	14-14	
2005-06	Jimmy Tubbs	13-16	

90 seasons 1,122-1,040 (.519)

*Lineburg coached final five games of season (2-3)



Jon Killen

QUICK FACTS

LocationHattiesburg, Miss.
 Founded.....1910
 Enrollment.....16,050
 Nickname.....Golden Eagles
 Colors.....Black and Gold
 Home Court.....Reed Green Coliseum (8,095)
 President.....Dr. Shelby Thames
 Athletics Director.....Richard Giannini
 Faculty Athletics Representative.....Dr. Dennis Phillips
 Senior Woman Administrator.....Sonya Varnell
 Head Coach.....Larry Eustachy (Long Beach State '79)

SPORTS INFORMATION

Associate Director.....Jack Duggan
 Office Phone.....601/266-6240
 Mobile Phone.....985/414-1118
 FAX.....601/266-4507
 E-Mail.....jack.duggan@usm.edu
 Website.....www.southernmiss.com
 Press Row Phone.....601/266-5428



Larry Eustachy
Head Coach



Dr. Shelby Thames
President



Richard Giannini
Athletics Director



Sonya Varnell
SWA



Jack Duggan
SID



Reed Green Coliseum

BASKETBALL FACTS

Lettermen Returning/Lost4/6
 Starters Returning/Lost1/4
 2005-06 Record10-21, 2-12 C-USA
 Conference USA Championship1-1 (Quarterfinals)
 PostseasonNone
 All-Time Record1,023-887 (.536) 87 seasons
 NCAA Tournament Appearances2 (1990, 91)
 NCAA Record0-2
 NIT Appearances8 - (1981, 86, 87-Champions, 88, 94, 95, 98, 2001)
 NIT Record6-7 (.462)

GOLDEN EAGLES

ROSTER

No.	Name	Pos.	Ht.	Wt.	Yr.	Hometown/Previous School
1	Courtney Beasley	G	6-3	210	So.	Huntsville, Ala./Bridgton Academy
2	DeWayne Green	G	5-11	165	Jr.	Saginaw, Mich./Mt. San Jacinto
3	Jeremy Wise	G	6-2	165	Fr.	Jackson, Miss./Redemption Christian
5	Hank Wierson	G	5-11	165	Fr.	Ames, Iowa/Ames
10	Bryson Brewer	G	6-3	175	Fr.	Waynesboro, Miss./Wayne County
11	Kyle LaMonte	G	6-3	181	Sr.	Davenport, Iowa/Marshalltown CC
12	Josh Barnes	G	6-2	180	Fr.	Hattiesburg, Miss./Presbyterian Christian
14	Sai'Quon Stone	G	6-6	205	Fr.	Brooklyn, N.Y./Laurinburg Prep
15	Donatas Visockis	C	6-10	215	So.	Siauliai, Lithuania/Cardinal Gibbons
23	Craig Craft	G	6-3	170	So.	Raleigh, Miss./Raleigh
24	Jarvis Hill	G	6-2	185	Fr.	Starkville, Miss./Bridgton Academy
31	Maros Zuffa	G	6-5	180	Fr.	Bratislava, Slovakia/Our Lady of Mt. Carmel
32	Andre Stephens	F	6-8	225	Fr.	Heidelberg, Miss./Heidelberg
40	Demar Dotson	F/C	6-9	255	Jr.	Alexandria, La./Southeastern Illinois
50	Gijo Bain	C	7-0	225	Jr.	Nassau, Bahamas/Northeastern CC



Craig Craft

SCHEDULE

Date	Opponent	Time
N11	BELHAVEN	4:00p
N16	TENNESSEE-MARTIN	7:00p
N18	ALABAMA STATE	2:00p
N22	SPRING HILL	7:00p
N30	SAM HOUSTON STATE	7:00p
D2	SAVANNAH STATE	4:00p
D6	SOUTHERN	7:00p
D16	at Coors Classic, Mobile, Ala.	
D16	vs. Alabama (CSS)	5/7:15p
D19	REINHARDT COLLEGE	7:00p
D23	at Bradley	7:05p
D28	MCNEESE STATE	7:30p
J2	AUBURN	5:30p
J6	at Savannah State	3:00p
J10	at SMU	7:00p
J13	MEMPHIS	4:00p
J17	at UTEP	8:05p
J20	at UAB	11:00p
J24	EAST CAROLINA	7:00p
J27	at Memphis	Noon
J31	UTEP	7:00p
F3	TULANE	4:00p
F7	at Rice	7:05p
F10	TULSA	4:00p
F14	at East Carolina	6:00p
F19	HOUSTON	7:00p
F21	at UCF (CSTV)	7:00p
F24	at Tulane (CSTV)	3:00p
F28	UAB	7:00p
M3	MARSHALL	4:00p
M7-10	at C-USA Championship, Memphis, Tenn.	

HOME GAMES IN CAPS. Conference games in bold.

2005-06 RESULTS (10-21, 2-12 C-USA)

N18-20	BP Top of the World Classic, Fairbanks, Alaska		
N18	vs. Lamar	W	79-76
N19	vs. Denver	L	30-44
N20	vs. San Diego State	L	51-79
N28	SAMFORD	L	33-52
N30	at Arkansas (FoxSportsNet)	L	35-77
D3	NEW ORLEANS	W	83-78 (4OT)
D7	at Sam Houston State	L	57-61
D10	SOUTH ALABAMA	L	51-75
D15	WILLIAM CAREY	W	90-57
D19	TENNESSEE STATE	W	84-74
D21	BRADLEY	L	43-56
D27	WEST FLORIDA	W	68-59
D30	SPRING HILL	W	80-67
J2	MCNEESE STATE	L	82-87 (OT)
J4	at Auburn	L	57-80
J11	TULANE	W	67-55
J14	at Tulsa (CSTV)	L	63-72
J18	at Houston	L	58-62
J21	(4) MEMPHIS	L	68-85
J25	RICE	L	61-67
J28	at UAB	L	73-87
F4	at SMU	L	53-58
F8	UCF	W	59-51
F11	UTEP	L	72-77 (2OT)
F14	at (3) Memphis	L	41-80
F18	UAB (CSTV)	L	50-87
F25	at Marshall	L	57-62
M1	at Tulane	L	47-50
M4	EAST CAROLINA	W	74-56
M8-11	at C-USA Championship, Memphis, Tenn.		
M8	vs. Tulsa	W	66-61
M9	vs. UTEP	L	47-66

C-USA Games in Bold

2005-2006 STATISTICS

All Games (Returnees in Bold)

Player	GP-GS	Avg Min	TOTAL		3-PTS		FT-FTA	Pct	Off	REBOUNDS			PF	FO	A	TO	Blk	Stl	Pts	Avg
			FG-FGA	Pct	3FG-FGA	Pct				Def	Tot	Avg								
BEASLEY, Courtney	31-29	35.0	126-295	.427	19-75	.253	62-86	.721	15	104	119	3.8	92	3	63	68	5	42	333	10.7
FORTE, Jason	31-27	28.6	88-183	.481	14-40	.350	72-108	.667	59	96	155	5.0	80	0	31	31	7	28	262	8.5
SINGLETON, Jarekus	31-24	24.8	79-220	.359	19-63	.302	79-105	.752	25	67	92	3.0	64	1	56	68	1	19	256	8.3
CORNWELL, David	31-17	21.4	92-205	.449	10-31	.323	52-87	.598	46	81	127	4.1	91	3	28	58	9	20	246	7.9
AMBRES, Mildon	31-14	20.0	75-157	.478	1-3	.333	48-62	.774	49	78	127	4.1	80	4	20	30	9	16	199	6.4
CRAFT, Craig	28-4	20.4	58-153	.379	29-82	.354	14-20	.700	29	52	81	2.9	56	2	17	25	4	17	159	5.7
LAMONTE, Kyle	29-16	19.8	43-106	.406	5-20	.250	51-72	.708	6	48	54	1.9	52	3	63	65	6	22	142	4.9
HALL, Travis	27-13	22.7	40-107	.374	10-33	.303	38-48	.792	7	30	37	1.4	53	2	43	43	0	9	128	4.7
SIMPSON, Shaun	12-6	21.1	38-74	.514	0-0	.000	35-58	.603	28	23	51	4.2	31	0	13	27	5	4	111	9.2
PELTON, Kendaris	7-4	26.7	8-28	.286	3-10	.300	1-2	.500	6	9	15	2.1	12	0	11	14	0	1	20	2.9
VISOCKIS, Donatas	18-0	7.9	2-10	.200	0-0	.000	12-22	.545	8	14	22	1.2	19	0	2	15	1	3	16	0.9
QUINN, Tyler	7-1	1.1	3-7	.429	0-2	.000	1-2	.500	1	0	1	0.1	0	0	0	0	0	0	7	1.0
TEAM									63	60	123	4.0	4			11				
TOTAL	31	6375	652-1545	.422	110-359	.306	465-672	.692	342	662	1004	32.4	634	18	347	455	47	181	1879	60.6
OPPONENTS	31	6375	692-1518	.456	208-544	.382	506-725	.698	283	650	933	30.1	605	-	402	425	100	230	2098	67.7

C-USA Games (Returnees in Bold)

Player	GP-GS	Avg Min	TOTAL		3-PTS		FT-FTA	Pct	Off	REBOUNDS			PF	FO	A	TO	Blk	Stl	Pts	Avg
			FG-FGA	Pct	3FG-FGA	Pct				Def	Tot	Avg								
BEASLEY, Courtney	14-13	37.1	63-153	.412	14-42	.333	37-52	.712	7	53	60	4.3	47	2	27	34	3	27	177	12.6
CORNWELL, David	14-6	24.2	45-106	.425	5-16	.313	31-55	.564	29	49	78	5.6	45	2	19	23	3	12	126	9.0
FORTE, Jason	14-13	29.6	41-83	.494	5-12	.417	33-51	.647	31	43	74	5.3	35	0	13	19	1	17	120	8.6
SINGLETON, Jarekus	14-12	24.3	26-89	.292	4-23	.174	47-57	.825	11	26	37	2.6	31	1	22	29	1	10	103	7.4
AMBRES, Mildon	14-9	22.4	40-85	.471	1-2	.500	20-26	.769	21	27	48	3.4	39	2	13	16	2	8	101	7.2
CRAFT, Craig	14-2	21.9	32-80	.400	16-40	.400	10-16	.625	21	31	52	3.7	33	1	8	14	3	7	90	6.4
HALL, Travis	14-11	28.3	25-72	.347	7-23	.304	26-31	.839	6	23	29	2.1	33	1	24	26	0	6	83	5.9
LAMONTE, Kyle	13-3	12.5	11-29	.379	1-5	.200	15-21	.714	3	10	13	1.0	24	1	16	18	3	2	38	2.9
QUINN, Tyler	1-1	3.0	1-2	.500	0-1	.000	1-2	.500	0	0	0	0.0	0	0	0	0	0	0	3	3.0
VISOCKIS, Donatas	9-0	6.2	0-2	.000	0-0	.000	2-4	.500	2	5	7	0.8	9	0	2	11	0	1	2	0.2
TEAM									23	22	45	3.2	3			8				
TOTAL	14	2850	284-701	.405	53-164	.323	222-315	.705	154	289	443	31.6	299	10	144	198	16	90	843	60.2
OPPONENTS	14	2850	301-671	.449	83-238	.349	264-366	.721	134	309	443	31.6	280	-	173	191	55	111	949	67.8

LARRY EUSTACHY

Hometown: Alameda, Calif.

Alma Mater: Long Beach State (1979)

Born: December 1, 1955

Coaching Experience:

1979-81 Citrus (Calif.) College Assistant Coach
 1981-86 Mississippi State Assistant Coach
 1986-87 Idaho Assistant Coach
 1987-89 Utah Assistant Coach
 1989-92 Ball State Assistant Coach
 1990-93 Idaho – 61-33 (.649) – three seasons
 1993-98 Utah State – 98-53 (.649) – five seasons
 1998-2003 Iowa State – 101-59 (.631) – five seasons
 2004 Southern Miss – 21-38 (.354) – two seasons
 Career Head Coaching Record –
 281-183 (.606) – 15 seasons

Coaching Staff:

Steve Barnes (Azusa Pacific '80) –
 third season at Southern Miss
 Nate Loenser (Iowa State '02) –
 second season at Southern Miss
 Ricky Wilson (Idaho '94) –
 third season at Southern Miss

Office Phone: 601/266-6355 (Secretary: Norma Burke)

Office FAX: 601/266-6690



ALL-TIME COACHING RECORDS

Name	Years	Rec. (Pct.)
R.J. Slay	1912-13, 18-20	9-7 (.563)
A.B. Dillie	1913-16	29-14 (.674)
B.B. O'Mara	1920-21	2-2 (.500)
O.V. Austin	1921-23	15-6 (.714)
Herschel Bobo	1924-28	31-17 (.653)
W.B. Saunders	1928-30	12-13 (.480)
Allen Selby	1930-32	1-8 (.111)
Pooley Hubert	1932-36	21-30 (.412)
Reed Green	1936-41, 45-46	24-37 (.393)
J.D. Stonestreet	1946-48	14-15 (.483)
Jess Thompson	1948-49	6-10 (.375)
Lee Floyd	1949-54, 62-71	246-148 (.624)
Chuck Finley	1954-57	39-42 (.481)
Fred Lewis	1957-62	89-38 (.701)
Jeep Clark	1971-76	41-85 (.325)
M.K. Turk	1976-96	301-266 (.531)
James Green	1996-2004	123-109 (.530)
Jeff Norwood	2004	0-2 (.000)
Larry Eustachy	2004-	21-38 (.354)

NOTEBOOK

- In his three Division I coaching stints, Head Coach **LARRY EUSTACHY** has seen tremendous success, advancing to the NCAA Tournament three times and the NIT twice. Eustachy also has been named a conference coach of the year four times, twice each with the Big West and the Big XII.
- Eustachy currently ranks among the top third in coaching victories (281) among NCAA Division I active coaches and among the top coaches in Conference USA in terms of victories.
- Southern Miss returns its top scorer from last season - **COURTNEY BEASLEY**, who finished the year averaging 10.7 ppg. Beasley also led the team in steals (42) and was tied for the team lead in assists (63). His total of 119 rebounds also ranked fourth on the team.
- Beasley, an All-Conference USA Freshman selection in 2006, had one of the top seasons ever for a Southern Miss freshman with his debut campaign last year. The 6-foot-3 guard started 29 of the team's 31 games, including 24 straight at one point. During the season, he had a streak of 11-straight games with 10 points or more. He led the team in scoring with 10.7 points per game and had 18 double-digit games last season. Beasley's team-high 333 points ranks him fourth on the top 10 list of all-time season performances by a Southern Miss freshman.
- The Southern Miss roster features players from six states and three foreign countries. Six players hail from Mississippi, following two from Iowa and one each from Alabama, Louisiana, Michigan and New York. In addition, the roster also features players from the Bahamas, Lithuania and Slovakia.

YEAR-BY-YEAR

Year	Coach	Record	NCAA/NIT	Year	Coach	Record	NCAA/NIT
1912-13	R.G. Slay	3-0		1969-70	Lee Floyd	15-11	
1913-14	A.B. Dillie	6-4		1970-71	Lee Floyd	7-19	
1914-15	A.B. Dillie	12-2		1971-72	Eugene Clark	0-24	
1915-16	A.B. Dillie	11-8		1972-73	Eugene Clark	8-16	
1918-19	R.G. Slay	5-5		1973-74	Eugene Clark	11-15	
1919-20	R.G. Slay	1-2		1974-75	Eugene Clark	11-15	
1920-21	B.B. O'Mara	2-2		1975-76	Eugene Clark	11-15	
1921-22	O.V. Austin	13-2		1976-77	M.K. Turk	11-16	
1922-23	O.V. Austin	2-4		1977-78	M.K. Turk	13-12	
1924-25	Herschel Bobo	8-4-1		1978-79	M.K. Turk	13-14	
1925-26	Herschel Bobo	8-1		1979-80	M.K. Turk	17-10	
1926-27	Herschel Bobo	5-5		1980-81	M.K. Turk	20-7	NIT (0-1)
1927-28	Herschel Bobo	10-7		1981-82	M.K. Turk	15-11	
1928-29	W.B. Saunders	7-6		1982-83	M.K. Turk	14-14	
1929-30	W.B. Saunders	5-7		1983-84	M.K. Turk	13-15	
1930-31	Allen Selby	1-5		1984-85	M.K. Turk	7-21	
1931-32	Allen Selby	0-3		1985-86	M.K. Turk	17-12	NIT (0-1)
1932-33	Pooley Hubert	4-10		1986-87	M.K. Turk	23-11	NIT (5-0, 1st)
1933-34	Pooley Hubert	7-6		1987-88	M.K. Turk	19-11	NIT (1-1)
1934-35	Pooley Hubert	3-9		1988-89	M.K. Turk	10-17	
1935-36	Pooley Hubert	7-5		1989-90	M.K. Turk	20-12	NCAA (0-1)
1936-37	Reed Green	9-5		1990-91	M.K. Turk	21-8	NCAA (0-1)
1937-38	Reed Green	5-3		1991-92	M.K. Turk	13-16	
1938-39	Reed Green	4-6		1992-93	M.K. Turk	10-17	
1939-40	Reed Green	4-6		1993-94	M.K. Turk	15-15	NIT (0-1)
1940-41	Reed Green	2-16		1994-95	M.K. Turk	17-13	NIT (0-1)
1945-46	Reed Green	0-1		1995-96	M.K. Turk	12-15	
1946-47	J.D. Stonestreet	7-5		1996-97	James Green	12-15	
1947-48	J.D. Stonestreet	7-10		1997-98	James Green	22-11	NIT (0-1)
1948-49	Jess Thompson	6-10		1998-99	James Green	14-16	
1949-50	Lee Floyd	19-7		1999-00	James Green	17-12	
1950-51	Lee Floyd	20-15		2000-01	James Green	22-9	NIT (0-1)
1951-52	Lee Floyd	29-8		2001-02	James Green	10-17	
1952-53	Lee Floyd	27-8		2002-03	James Green	13-16	
1953-54	Lee Floyd	24-9		2003-04	James Green	13-15	
1954-55	Charles Finley	11-17		2004-05	Larry Eustachy	11-17	
1955-56	Charles Finley	16-12		2005-06	Larry Eustachy	10-21	
1956-57	Charles Finley	12-13					
1957-58	Fred Lewis	18-7					
1958-59	Fred Lewis	12-13					
1959-60	Fred Lewis	23-2					
1960-61	Fred Lewis	23-3					
1961-62	Fred Lewis	13-13					
1962-63	Lee Floyd	12-14					
1963-64	Lee Floyd	16-8					
1964-65	Lee Floyd	15-11					
1965-66	Lee Floyd	12-13					
1966-67	Lee Floyd	16-9					
1967-68	Lee Floyd	19-6					
1968-69	Lee Floyd	15-10					

87 seasons 1,023-887 (.536)



Kyle LaMonte

QUICK FACTS

Location.....New Orleans, La.
 Founded.....1834
 Enrollment.....11,300
 Nickname.....Green Wave
 Colors.....Olive Green and Sky Blue
 Home Court.....Fogelman Arena (3,600)
 President.....Dr. Scott S. Cowen
 Athletics Director.....Rick Dickson
 Faculty Athletics Representative.....Gary Roberts
 Senior Woman Administrator.....Maria Ochoa Woods
 Head Coach.....Dave Dickerson (Maryland '90)

SPORTS INFORMATION

Assistant AD for Athletic Communications.....Roger Dunaway
 Office Phone.....504/862-8240
 FAX.....504/865-5512
 E-Mail.....roger@tulane.edu
 Website.....www.tulanegreenwave.com
 Press Row Phone.....504/862-8122



Dave Dickerson
Head Coach



Dr. Scott S. Cowen
President



Rick Dickson
Athletics Director



Maria Ochoa Woods
SWA



Roger Dunaway
SID



Fogelman Arena

BASKETBALL FACTS

Lettermen Returning/Lost8/2
 Starters Returning/Lost4/1
 2005-06 Record12-17, 6-8 C-USA
 Conference USA Championship.....1-1 (Quarterfinals)
 PostseasonNone
 All-Time Record1,050-1,060 (.498), 95 seasons
 NCAA Tournament Appearances3 - (1992, 93, 95)
 NCAA Record3-3 (.500)
 NIT Appearances6 - (1982, 83, 94, 96, 97, 2000)
 NIT Record7-6 (.538)

GREEN WAVE

ROSTER

No.	Name	Pos.	Ht.	Wt.	Yr.	Hometown/Previous School
1	Kevin Sims	G	5-10	160	Fr.	Jackson, Miss./Forest Hill
3	Chris Moore	G/F	6-5	182	Sr.	McKinney, Texas/Maine Central Institute
4	Asim McQueen	F	6-7	220	Fr.	Auburn, Ala./Auburn
5	Donnie Stith	F	6-6	205	Jr.	Virginia Beach, Va./Salem
11	Ryan Williams	G	6-2	180	So.	Jonesboro, Ark./Jonesboro
20	Andrew Garcia	G	6-2	195	Sr.	Pittsburgh, Pa./Central Catholic
21	David Gomez	F/C	6-7	225	Jr.	Baton Rouge, La./Episcopal
22	Kory Castine	F	6-8	265	Sr.	Marrero, La./Archbishop Shaw
23	Johnny Mayhane	F	6-5	185	Fr.	Mobile, Ala./LeFlore
25	Matt Wheaton	G/F	6-5	205	Jr.	Katy, Texas/Mayde Creek
44	Daniel Puckett	F	6-7	190	So.	McEwen, Tenn./McEwen
45	Robinson Louisme	F/C	6-7	250	Jr.	Fort Myers, Fla./Fort Myers



Chris Moore

SCHEDULE

Date	Opponent	Time
N10	BUTLER	7:30p
N14	NEW ORLEANS	7:00p
N18	CHARLESTON SOUTHERN	7:00p
N21	LOYOLA (La.)	7:00p
N25	at Indiana State	4:05p
N28	HUSTON-TILLOTSON	7:00p
D2	LSU	TBD
D6	BUFFALO	7:00p
D9	at TCU	TBD
D22	ARKANSAS-PINE BLUFF	7:00p
D28	at Richmond	TBD
J1	at New Orleans	TBD
J10	at Rice	7:05p
J13	UAB	7:00p
J17	at East Carolina	7:00p
J20	MARSHALL	7:00p
J24	at SMU	7:00p
J27	RICE	7:00p
J31	TULSA (CSTV)	7:00p
F3	at Southern Miss	4:00p
F7	UTEP	7:00p
F10	at Memphis	7:00p
F14	UCF	7:00p
F17	at Marshall	6:00p
F21	at Houston	7:00p
F24	SOUTHERN MISS (CSTV)	3:00p
F28	EAST CAROLINA	7:00p
M3	at UAB	1:00p
M7-10	at C-USA Championship, Memphis, Tenn.	

HOME GAMES IN CAPS. Conference games in bold.
All times Central and subject to change.

2005-06 RESULTS (12-17, 6-8 C-USA)

N22	NEW ORLEANS**	W	77-66
N26	at Texas A&M	L	57-83
N30	at Butler	L	61-82
D2-3	Hawkeye Challenge, Iowa City, Iowa		
D2	vs. Valparaiso	L	72-79
D3	vs. Fairfield	L	68-80
D7	C-USA Mountain West Challenge		
D7	TCU (CSTV)**	W	56-52
D11	at Seton Hall	L	64-83
D19	ST. EDWARDS**	L	83-91
D27	RICHMOND	W	64-41
D31	at New Orleans	L	49-50
J3	at LSU (Cox Sports TV)	L	58-75
J7	SAVANNAH STATE	W	78-60
J11	at Southern Miss	L	55-67
J14	RICE	L	57-60
J18	at UTEP	L	47-75
J21	EAST CAROLINA	W	60-52
J25	HOUSTON	L	57-82
J28	at Rice	W	70-53
F1	SMU	W	59-56
F4	MARSHALL	W	61-36
F7	LOYOLA (N.O.)	W	87-41
F11	at UCF	L	51-72
F15	at UAB	L	82-87
F18	(3) MEMPHIS	L	65-105
F25	at East Carolina	W	66-53
M1	SOUTHERN MISS	W	50-47
M4	at Tulsa	L	59-63
M8-11	at C-USA Championship, Memphis, Tenn.		
M8	vs. Marshall	W	64-58
M9	at (3) Memphis	L	56-75

** "Home" games played in College Station, Texas

C-USA Games in Bold

2005-2006 STATISTICS

All Games (Returnees in Bold)

Player	GP-GS	Avg Min	TOTAL		3-PTS		FT-FTA	Pct	Off	REBOUNDS			PF	FO	A	TO	Blk	Stl	Pts	Avg
			FG-FGA	Pct	3FG-FGA	Pct				Def	Tot	Avg								
DAVIS, Quincy	29-28	25.4	147-253	.581	2-3	.667	85-127	.669	74	93	167	5.8	80	3	28	69	46	23	381	13.1
GOMEZ, David	29-21	23.6	120-247	.486	8-21	.381	98-148	.662	47	92	139	4.8	83	1	16	66	26	18	346	11.9
MOORE, Chris	29-28	32.1	86-227	.379	53-147	.361	36-50	.720	11	67	78	2.7	71	0	39	62	7	37	261	9.0
STITH, Donnie	29-15	25.6	59-134	.440	11-33	.333	54-84	.643	47	101	148	5.1	65	4	57	65	33	19	183	6.3
GARCIA, Andrew	29-4	23.0	46-101	.455	10-35	.286	54-69	.783	18	104	122	4.2	41	0	93	64	2	34	156	5.4
WHEATON, Matt	26-19	19.0	44-98	.449	14-43	.326	39-52	.750	23	45	68	2.6	67	2	15	36	8	7	141	5.4
WILLIAMS, Ryan	29-23	20.6	50-147	.340	5-23	.217	32-52	.615	14	44	58	2.0	55	0	84	81	2	24	137	4.7
TATARUNAS, Vyatas	26-5	14.8	42-110	.382	5-27	.185	12-25	.480	35	53	88	3.4	39	1	27	31	7	9	101	3.9
PUCKETT, Daniel	29-0	11.0	18-63	.286	5-23	.217	12-19	.632	12	46	58	2.0	37	0	18	25	12	13	53	1.8
CASTINE, Kory	23-0	6.9	16-44	.364	1-2	.500	7-10	.700	14	23	37	1.6	11	0	4	12	2	1	40	1.7
CAMPER, Vincent	5-2	22.2	12-26	.462	0-4	.000	10-16	.625	1	13	14	2.8	9	0	15	15	0	0	34	6.8
TEAM									27	36	63	2.2	0		6					
TOTAL	29	5825	640-1450	.441	114-361	.316	439-652	.673	323	717	1040	35.9	558	11	396	532	145	185	1833	63.2
OPPONENTS	29	5825	634-1603	.396	195-542	.360	461-654	.705	357	607	964	33.2	588	-	382	406	96	292	1924	66.3

C-USA Games (Returnees in Bold)

Player	GP-GS	Avg Min	TOTAL		3-PTS		FT-FTA	Pct	Off	REBOUNDS			PF	FO	A	TO	Blk	Stl	Pts	Avg
			FG-FGA	Pct	3FG-FGA	Pct				Def	Tot	Avg								
DAVIS, Quincy	14-13	26.4	76-125	.608	1-1	1.000	48-69	.696	40	56	96	6.9	39	1	9	36	20	12	201	14.4
GOMEZ, David	14-13	25.1	59-118	.500	4-12	.333	42-62	.677	19	51	70	5.0	42	1	9	30	11	12	164	11.7
MOORE, Chris	14-13	30.4	32-101	.317	22-70	.314	18-22	.818	2	28	30	2.1	37	0	15	27	5	22	104	7.4
WILLIAMS, Ryan	14-14	25.1	34-91	.374	2-12	.167	24-37	.649	10	29	39	2.8	29	0	48	46	1	12	94	6.7
WHEATON, Matt	11-11	20.0	20-42	.476	5-15	.333	19-23	.826	10	16	26	2.4	29	1	5	21	4	3	64	5.8
STITH, Donnie	14-4	23.1	19-50	.380	5-12	.417	24-33	.727	18	45	63	4.5	29	2	32	28	10	7	67	4.8
TATARUNAS, Vyatas	13-2	16.2	26-62	.419	3-17	.176	4-14	.286	11	26	37	2.8	14	0	13	13	3	6	59	4.5
GARCIA, Andrew	14-0	22.2	17-42	.405	4-17	.235	17-23	.739	11	46	57	4.1	20	0	32	27	1	14	55	3.9
CASTINE, Kory	12-0	7.6	7-22	.318	1-2	.500	3-5	.600	8	10	18	1.5	6	0	4	6	1	0	18	1.5
PUCKETT, Daniel	14-0	10.6	5-27	.185	2-10	.200	1-4	.250	4	14	18	1.3	12	0	7	10	3	6	13	0.9
TEAM									15	16	31	2.4	0		5					
TOTAL	14	2800	295-680	.434	49-168	.292	200-292	.685	148	337	485	34.6	257	5	174	249	59	94	839	59.9
OPPONENTS	14	2800	317-778	.407	90-243	.370	184-268	.687	173	292	465	33.2	269	-	192	185	43	145	908	64.9

DAVE DICKERSON

Hometown: Olar, S.C.

Alma Mater: Maryland (1990)

Born: March 29, 1967

Coaching Experience:

1990-91 Gardner Webb Asst. Coach
 1991-92 James Madison Asst. Coach
 1992-96 Radford Asst. Coach
 1996-04 Maryland Asst. Coach
 2004-05 Maryland Associate Coach
 2005- Tulane Head Coach –
 12-17 (.414) - second season

Career Head Coaching Record –
 12-17 (.414) - second season

Coaching Staff:

Benjy Taylor (Richmond '89) –
 second season at Tulane
 William Small (Bellhaven College '93) –
 first season at Tulane
 Andrew Novick (Chicago '99) –
 second season at Tulane

Office Phone: 504/865-5505

Office FAX: 504/865-5512



ALL-TIME COACHING RECORDS

Name	Years	Rec. (Pct.)
Silas Hickey	1905-06	8-5 (.615)
A.A. Mason	1912-13	7-3 (.700)
Carl Hanson	1913-14	8-4 (.667)
T.R. Sweetland	1914-15	2-3 (.400)
Clark Shaughnessy	1915-18	27-14 (.659)
M.A. Moenck	1918-20	11-12 (.478)
Claude Simons Sr.	1920-28, 1930-31	97-73 (.571)
Bernie Bierman	1928-30	25-12 (.676)
George Rody	1931-33	14-25 (.359)
Ray Dauber	1933-38	27-61 (.307)
Claude Simons Jr.	1938-42	19-44 (.302)
Vernon Haynes	1942-45	26-26 (.500)
Clifford Wells	1945-63	259-171 (.602)
Ted Lenhardt	1963-64	1-22 (.043)
Ralph Pedersen	1964-71	63-110 (.364)
Dick Longo	1971-73	20-32 (.385)
Charles Moir	1973-76	46-33 (.582)
Roy Danforth	1976-81	45-90 (.333)
Ned Fowler	1981-85	70-45 (.609)
Perry Clark	1989-00	185-145 (.561)
Shawn Finney	2000-2005	60-86 (.411)
Dave Dickerson	2005-	12-17 (.414)

NOTEBOOK

- Junior forward **DAVID GOMEZ** is the top returning scorer (11.9 ppg) and rebounder (4.8 rpg) for the Green Wave. Gomez posted his second double-double of the season with 21 points and 10 rebounds (matching his career highs) in Tulane's 64-58 victory over Marshall in the first round of the C-USA Championship.
- Classmate **CHRIS MOORE** also returns after leading Tulane in three-pointers (53) and minutes played (32.1 per game) in 2005-06. The guard also averaged 9.0 points per game, with the starting nod in all but one contest last season.
- **DAVE DICKERSON** enters his second season as head coach at Tulane, after facing more than a normal share of adversity for a first-year coach. Less than five months after accepting the position, Dickerson and his family evacuated New Orleans due to Hurricane Katrina. The men's basketball squad was eventually relocated to College Station, Texas and the campus of Texas A&M so the student-athletes could resume coursework. The Green Wave played four games in College Station, before returning to New Orleans on Dec. 24. Dickerson, a former assistant at Maryland, helped the Terrapins to nine straight postseason appearances, including a National Championship.
- Tulane, in cooperation with the Greater New Orleans Sports Commission, will serve as the host for the 2007 NCAA Men's Championship First & Second Rounds. It will be the ninth time New Orleans will welcome participants in the NCAA event, including hosting the 1982, 1993 and 2003 NCAA Final Fours. Earlier in July, it was announced Tulane would also host the 2010 First & Second Rounds.

YEAR-BY-YEAR

Year	Coach	Record	NCAA/NIT
1905-06	Silas Hickey	8-5	
1906-07	Name Not Avail.	2-8	
1907-08	Name Not Avail.	5-3	
1908-09	Name Not Avail.	3-7	
1909-10	Name Not Avail.	3-4	
1910-11	Name Not Avail.	5-4	
1912-13	A.A. Mason	7-3	
1913-14	Carl Hanson	8-4	
1914-15	T.R. Sweetland	2-3	
1915-16	Clark Shaughnessy	10-8	
1916-17	Clark Shaughnessy	11-5	
1917-18	Clark Shaughnessy	6-2	
1918-19	M.A. Moenck	6-3	
1919-20	M.A. Moenck	5-9	
1920-21	Claude Simons Sr.	7-10	
1921-22	Claude Simons Sr.	10-11	
1922-23	Claude Simons Sr.	15-3	
1923-24	Claude Simons Sr.	21-1	
1924-25	Claude Simons Sr.	17-4	
1925-26	Claude Simons Sr.	11-7	
1926-27	Claude Simons Sr.	7-10	
1927-28	Claude Simons Sr.	3-13	
1928-29	Bernie Bierman	9-5	
1929-30	Bernie Bierman	16-7	
1930-31	Claude Simons Sr.	6-14	
1931-32	George Rody	6-10	
1932-33	George Rody	8-15	
1933-34	Ray Dauber	10-10	
1934-35	Ray Dauber	1-16	
1935-36	Ray Dauber	2-17	
1936-37	Ray Dauber	6-8	
1937-38	Ray Dauber	8-10	
1938-39	Claude Simons Jr.	5-13	
1939-40	Claude Simons Jr.	2-13	
1940-41	Claude Simons Jr.	8-6	
1941-42	Claude Simons Jr.	4-12	
1942-43	Vernon Haynes	4-9	
1943-44	Vernon Haynes	16-6	
1944-45	Vernon Haynes	6-11	
1945-46	Clifford Wells	15-7	
1946-47	Clifford Wells	22-9	
1947-48	Clifford Wells	23-3	
1948-49	Clifford Wells	24-4	
1949-50	Clifford Wells	15-7	
1950-51	Clifford Wells	12-12	
1951-52	Clifford Wells	12-12	
1952-53	Clifford Wells	14-6	
1954-55	Clifford Wells	15-6	
1955-56	Clifford Wells	12-12	
1956-57	Clifford Wells	15-9	
1957-58	Clifford Wells	8-15	
1958-59	Clifford Wells	13-11	
1959-60	Clifford Wells	13-11	
1960-61	Clifford Wells	11-13	
1961-62	Clifford Wells	13-10	
1962-63	Clifford Wells	6-16	
1963-64	Ted Lenhardt	1-22	

Year	Coach	Record	NCAA/NIT
1964-65	Ralph Pedersen	3-22	
1965-66	Ralph Pedersen	9-16	
1966-67	Ralph Pedersen	14-10	
1967-68	Ralph Pedersen	12-12	
1968-69	Ralph Pedersen	12-14	
1969-70	Ralph Pedersen	5-18	
1970-71	Ralph Pedersen	8-18	
1971-72	Dick Longo	8-18	
1972-73	Dick Longo	12-14	
1973-74	Charles Moir	12-14	
1974-75	Charles Moir	16-10	
1975-76	Charles Moir	18-9	
1976-77	Roy Danforth	10-17	
1977-78	Roy Danforth	5-22	
1978-79	Roy Danforth	8-19	
1979-80	Roy Danforth	10-17	
1980-81	Roy Danforth	12-15	
1981-82	Ned Fowler	19-9	NIT (2-1)
1982-83	Ned Fowler	19-12	NIT (0-1)
1983-84	Ned Fowler	17-11	
1984-85	Ned Fowler	15-13	
1989-90	Perry Clark	4-24	
1990-91	Perry Clark	15-13	
1991-92	Perry Clark	22-9	NCAA (1-1)
1992-93	Perry Clark	22-9	NCAA (1-1)
1993-94	Perry Clark	18-11	NIT (1-1)
1994-95	Perry Clark	23-10	NCAA (1-1)
1995-96	Perry Clark	22-10	NIT (4-1, 3rd)
1996-97	Perry Clark	20-11	NIT (0-1)
1997-98	Perry Clark	7-22	
1998-99	Perry Clark	12-15	
1999-00	Perry Clark	20-11	NIT (0-1)
2000-01	Shawn Finney	9-21	
2001-02	Shawn Finney	14-15	
2002-03	Shawn Finney	16-15	
2003-04	Shawn Finney	11-17	
2004-05	Shawn Finney	10-18	
2005-06	Dave Dickerson	12-17	

95 seasons 1,050-1,060 (498)



Donnie Stith

QUICK FACTS

Location	Tulsa, Okla.
Founded	1894
Enrollment	4,100
Nickname	Golden Hurricane
Colors	Old Gold, Royal Blue, Crimson
Home Court	Reynolds Center (8,355)
President	Dr. Steadman Upham
Athletics Director	Bubba Cunningham
Faculty Athletics Representative	Tom Holland
Senior Woman Administrator	Crista Troester
Head Coach	Doug Wojcik (Navy '87)

SPORTS INFORMATION

Assistant AD	Don Tomkalski
Office	918/631-3200
Home	918/250-6803
FAX	918/631-3913
E-mail	donald.tomkalski@utulsa.edu
Website	www.tulsahurricane.com
Press Row Phone	918/631-5400/5401



Doug Wojcik
Head Coach



Dr. Steadman Upham
President



Bubba Cunningham
Athletics Director



Crista Troester
SWA



Don Tomkalski
SID



Reynolds Center

BASKETBALL FACTS

Letterwinners Returning/Lost	7/4
Starters Returning/Lost	4/1
2005-06 Record	11-17, 6-8 C-USA
Conference USA Championship	0-1 (First Round)
Postseason	None
All-Time Program Record	1,193-989 (.547), 95 seasons
NCAA Tournament Appearances	14 (1955, 82, 84, 85, 86, 87, 94, 95, 96, 97, 99, 2000, 02, 03)
NCAA Record12-14 (.462)
NIT Appearances	8 (1953, 67, 69, 81, 83, 90, 91, 2001)
NIT Record10-6 (.625)

GOLDEN HURRICANE

ROSTER

No.	Name	Pos.	Ht.	Wt.	Yr.	Hometown/Previous School
1	Ben Uzoh	G	6-3	185	Fr.	San Antonio, Texas/Warren
2	Mark Hill	G	5-10	175	Fr.	Los Angeles, Calif./Fremont
4	Calvin Walls	F	6-7	225	Jr.	Minneapolis, Minn./Iowa Central CC
5	Brett McDade	G	6-0	170	Jr.	Denton, Texas/Ryan
10	Joey Kieval	G	6-1	170	Fr.	Houston, Texas/Memorial
12	Bishop Wheatley	F	6-6	210	So.	Cedar Hill, Texas/Cedar Hill
13	Kyle Young	F	6-6	214	So.	Turpin, Okla./Turpin
15	Darold Crow	F	6-7	218	So.	Lubbock, Texas/Seminole (Okla.) JC
22	Jamel McLean	F	6-8	225	Fr.	Hampton, Va./Bethel
23	Jerome Jordan	C	6-11	220	Fr.	Kingston, Jamaica/Florida Air Academy
33	Roderick Earls	G	6-2	194	Jr.	Little Rock, Ark./Paris (Texas) JC
41	Charles Ramsdell	F	6-10	219	Sr.	Kingfisher, Okla./Kingfisher
42	Sean Coleman	F	6-8	205	Fr.	Houston, Texas/Westbury Christian
45	Sam Mitchell	C	6-9	235	So.	Bartlesville, Okla./Bartlesville
53	Ray Reese	G/F	6-5	215	So.	Los Angeles, Calif./Westchester



Brett McDade

SCHEDULE

Date	Opponent	Time
N15	ST. GREGORY'S	7:05p
N18	ARKANSAS-LITTLE ROCK	7:05p
N21	at North Texas	7:00p
N25	CAL STATE NORTHRIDGE	7:05p
N28	ORAL ROBERTS	7:05p
D1	LAMAR	7:05p
D4	JACKSON STATE	7:05p
D10	SOUTHERN ARKANSAS	2:05p
D16	PRAIRIE VIEW A&M	6:05p
D21	vs. Oklahoma (Oklahoma City, Okla.) (ESPN2)	3:30p
D23	EASTERN MICHIGAN	1:05p
J2	at Arkansas	7:05p
J6	TEXAS-PAN AMERICAN	7:05p
J10	EAST CAROLINA (CSTV)	7:00p
J13	UTEP	7:05p
J17	at Marshall	6:00p
J20	HOUSTON	7:05p
J24	at Memphis	7:00p
J27	SMU	7:05p
J31	at Tulane (CSTV)	7:00p
F3	at UCF	6:30p
F7	MARSHALL	7:05p
F10	at Southern Miss	4:00p
F14	MEMPHIS (CSTV)	7:05p
F17	at UTEP	8:05p
F21	UAB	7:05p
F24	UCF	7:05p
F28	at SMU	7:00p
M3	at Rice	2:05p
M7-10	at C-USA Championship, Memphis, Tenn.	

HOME GAMES IN CAPS. Conference games in bold.
All times Central and subject to change.

2005-06 RESULTS (11-17, 6-8 C-USA)

N19	STEPHEN F. AUSTIN	L	82-72
N22	at Cal State Northridge	L	71-77
N26	TEXAS A&M-CORPUS CHRISTI	W	73-67
N30	(5) OKLAHOMA	L	53-62
D3	at Oral Roberts	L	52-68
D6	at Northern Arizona	W	63-58
D11	SOUTHERN ARKANSAS	W	56-51
D17	at Lamar	L	78-86
D19	SOUTHERN	W	60-48
D22	at Eastern Michigan	L	62-67
D30	at Brigham Young	L	49-68
J2	NORTH TEXAS	L	61-67
J7	at Texas-Pan American	W	70-66 (OT)
J11	at UAB	L	54-84
J14	SOUTHERN MISS (CSTV)	W	72-63
J18	MARSHALL	W	66-57
J21	at UCF	L	44-45
J28	at East Carolina	L	45-59
F1	(3) MEMPHIS	L	61-84
F4	UTEP	L	62-69
F8	at SMU	W	55-51
F11	RICE	W	80-73 (OT)
F18	at Houston	L	46-73
F22	SMU (CSTV)	W	73-56
F25	at (3) Memphis	L	67-78
M1	at UTEP	L	45-49
M4	TULANE	W	63-59
M8-11	at C-USA Championship, Memphis, Tenn.		
M8	vs. Southern Miss	L	61-66

C-USA Games in Bold

2005-2006 STATISTICS

All Games (Returnees in Bold)

Player	GP-GS	Avg Min	TOTAL		3-PTS		FT-FTA	Pct	Off	REBOUNDS			PF	FO	A	TO	Blk	Stl	Pts	Avg
			FG-FGA	Pct	3FG-FGA	Pct				Def	Tot	Avg								
PRICE, Anthony	28-6	24.7	129-260	.496	0-0	.000	60-127	.472	49	116	165	5.9	66	1	33	66	30	23	318	11.4
McDADE, Brett	28-20	27.0	82-197	.416	24-64	.375	96-114	.842	15	64	79	2.8	68	3	73	76	3	29	284	10.1
CROW, Darold	28-24	27.7	95-245	.388	26-88	.295	54-69	.783	36	82	118	4.2	88	7	36	77	21	24	270	9.6
RAMSDELL, Charles	28-28	26.5	92-214	.430	33-88	.375	36-52	.692	50	123	173	6.2	87	4	23	56	24	11	253	9.0
REESE, Ray	25-7	20.2	53-115	.461	24-61	.393	23-35	.657	21	57	78	3.1	56	2	30	42	3	9	153	6.1
WALLACE, Chris	28-20	24.4	47-149	.315	21-87	.241	36-40	.900	21	68	89	3.2	60	1	41	32	2	30	151	5.4
JAMES, Deion	28-11	16.6	32-83	.386	12-34	.353	31-41	.756	6	62	68	2.4	40	0	60	71	1	22	107	3.8
MITCHELL, Sam	28-19	15.0	23-55	.418	0-1	.000	29-44	.659	22	37	59	2.1	64	4	8	30	12	3	75	2.7
WHEATLEY, Bishop	28-5	13.9	18-32	.562	0-0	.000	30-47	.638	17	44	61	2.2	49	1	11	29	5	14	66	2.4
HANSON, Antonio	19-0	8.9	12-33	.364	4-18	.222	0-0	.000	4	9	13	0.7	10	0	18	25	0	9	28	1.5
YOUNG, Kyle	14-0	3.7	2-3	.667	0-0	.000	5-7	.714	1	8	9	0.6	9	0	3	4	0	0	9	0.6
TEAM									31	52	83	3.0	0			8				
TOTAL	28	5650	585-1386	.422	144-441	.327	400-576	.694	273	722	995	35.5	597	23	336	516	101	174	1714	61.2
OPPONENTS	28	5650	613-1507	.407	151-495	.305	456-708	.644	320	640	960	34.3	543	-	355	385	92	294	1833	65.5

C-USA Games (Returnees in Bold)

Player	GP-GS	Avg Min	TOTAL		3-PTS		FT-FTA	Pct	Off	REBOUNDS			PF	FO	A	TO	Blk	Stl	Pts	Avg
			FG-FGA	Pct	3FG-FGA	Pct				Def	Tot	Avg								
PRICE, Anthony	14-1	23.4	64-121	.529	0-0	.000	31-65	.477	25	60	85	6.1	34	0	19	34	14	9	159	11.4
CROW, Darold	14-14	29.9	51-136	.375	16-52	.308	16-22	.727	14	41	55	3.9	44	4	21	32	12	13	134	9.6
McDADE, Brett	14-12	27.1	34-92	.370	13-29	.448	49-60	.817	3	27	30	2.1	33	2	39	36	2	19	130	9.3
RAMSDELL, Charles	14-14	25.6	44-103	.427	17-43	.395	18-23	.783	25	61	86	6.1	37	0	14	28	9	6	123	8.8
REESE, Ray	14-0	18.1	27-59	.458	15-35	.429	11-14	.786	6	33	39	2.8	25	0	15	20	2	4	80	5.7
WALLACE, Chris	14-14	27.8	22-73	.301	10-47	.213	23-25	.920	8	41	49	3.5	40	1	24	17	1	17	77	5.5
MITCHELL, Sam	14-13	17.1	16-38	.421	0-1	.000	19-28	.679	15	17	32	2.3	38	3	4	15	8	2	51	3.6
JAMES, Deion	14-2	12.1	14-31	.452	8-15	.533	7-10	.700	2	22	24	1.7	17	0	21	29	1	5	43	3.1
WHEATLEY, Bishop	14-0	15.0	7-15	.467	0-0	.000	13-24	.542	11	22	33	2.4	31	1	4	13	4	6	27	1.9
HANSON, Antonio	8-0	7.4	4-14	.286	0-5	.000	0-0	.000	3	2	5	0.6	4	0	6	7	0	1	8	1.0
YOUNG, Kyle	5-0	4.0	0-1	.000	0-0	.000	1-2	.500	0	5	5	1.0	5	0	1	1	0	0	1	0.2
TEAM									18	26	44	3.1	0			5				
TOTAL	14	2825	283-683	.414	79-227	.348	188-273	.689	130	357	487	34.8	308	11	168	237	53	82	833	59.5
OPPONENTS	14	2825	296-729	.406	75-250	.300	233-380	.613	161	319	480	34.3	256	-	180	180	55	136	900	64.3

DOUG WOJCIK

Hometown: Wheeling, W.Va.

Alma Mater: Navy (1987)

Born: April 12, 1964

Coaching Experience:

1990-99 U.S. Naval Academy Asst. Coach

1999-00 Notre Dame Asst. Coach

2000-03 North Carolina Asst. Coach

2003-05 Michigan State Asst. Coach

2005- Tulsa Head Coach –

11-17 (.393) one season

Career Head Coaching Record –

11-17 (.393) one season

Coaching Staff:

Dave Wojcik (Loyola College '91) –

second season at Tulsa

David Cason (Illinois State '96) –

second season at Tulsa

Hassan Booker (Navy '98) –

second season at Tulsa

Office Phone: 918/631-3132

Office FAX: 918/631-2061



ALL-TIME COACHING RECORDS

Name	Years	Rec. (Pct.)
W.R. Bergen	1907-09	4-2 (.667)
Harvey Allen	1913-14	3-2 (.600)
Forest Rees	1914-15	6-3 (.667)
Francis Schmidt	1915-17, 18-22	73-26 (.737)
Hal Mefford	1917-18	1-5 (.167)
Howard Archer	1922-25	16-12 (.571)
J.B. Miller	1925-30	16-45 (.262)
Oliver Hodge	1930-32	20-11 (.645)
Chet Benefiel	1932-39	65-65 (.500)
H.B. (Tex) Ryan	1939-40, 41-42	15-28 (.349)
Jack Sterrett	1940-41	12-9 (.571)
Mike Milligan	1942-43	0-10 (.000)
Woody West	1943-44	5-3 (.625)
Paul Alyea	1944-45	4-8 (.333)
Don Shields	1945-47	11-31 (.262)
John Garrison	1947-49	11-38 (.224)
Clarence Iba	1949-60	137-147 (.482)
Joe Swank	1960-68	102-103 (.498)
Ken Hayes	1968-75	117-69 (.629)
Jim King	1975-80	44-82 (.349)
Bill Franey	1980	2-7 (.222)
Nolan Richardson	1980-85	119-37 (.763)
J.D. Barnett	1985-91	106-75 (.586)
Tubby Smith	1991-95	79-43 (.648)
Steve Robinson	1995-97	46-18 (.719)
Bill Self	1997-00	74-27 (.733)
Buzz Peterson	2000-01	26-11 (.703)
John Phillips	2001-04	61-42 (.592)
Alvin "Pooh" Williamson	2004-05	7-15 (.318)
Doug Wojcik	2005-	11-17 (.393)

NOTEBOOK

- Tulsa's 2006-07 team will consist of virtually eight newcomers, including three red-shirt players, four true freshmen and one junior college transfer.
- In 2005-06, Tulsa reached double digit wins for the first time since the 2002-03 season. Tulsa had two more wins than in each of the previous two seasons.
- In 2005-06, Tulsa was among the best defensive teams in the conference, ranking among the Top 5 in all three defensive categories - scoring defense (5th), field goal percentage defense (4th), 3-point field goal percentage defense (2nd).
- In 28 games last year, Tulsa did not allow an opponent to shoot 50-percent from the field. Records show that this feat had not been accomplished by a Tulsa team since at least 1976-77.
- At 6-foot-11, freshman **JEROME JORDAN** is Tulsa's tallest player since 6'11" Rafael Maldonado (1992-97)
- Head Coach **DOUG WOJCIK** is in his second season at Tulsa, after serving as an assistant for programs at Michigan State, North Carolina, Notre Dame and the U.S. Naval Academy. He helped the Spartans reach the Final Four in 2005.

YEAR-BY-YEAR

Year	Coach	Record	NCAA/NIT
1907-08	W.R. Bergen	1-1	
1908-09	W.R. Bergen	3-1	
1909-13	No Team Fielded		
1913-14	Harvey Allen	3-2	
1914-15	Forest Rees	6-3	
1915-16	Francis Schmidt	9-7	
1916-17	Francis Schmidt	11-7	
1917-18	Hal Mefford	1-5	
1918-19	Francis Schmidt	5-3	
1919-20	Francis Schmidt	16-3	
1920-21	Francis Schmidt	18-2	
1921-22	Francis Schmidt	14-4	
1922-23	Howard Archer	1-3	
1923-24	Howard Archer	2-1	
1924-25	Howard Archer	13-8	
1925-26	J.B. Miller	7-10	
1926-27	J.B. Miller	3-6	
1927-28	J.B. Miller	2-12	
1928-29	J.B. Miller	2-11	
1929-30	J.B. Miller	2-6	
1930-31	Oliver Hodge	10-4	
1931-32	Oliver Hodge	10-7	
1932-33	Chet Benefiel	11-6	
1933-34	Chet Benefiel	6-8	
1934-35	Chet Benefiel	6-10	
1935-36	Chet Benefiel	6-14	
1936-37	Chet Benefiel	9-9	
1937-38	Chet Benefiel	12-10	
1938-39	Chet Benefiel	15-8	
1939-40	H.B. (Tex) Ryon	12-15	
1940-41	Jack Sterrett	12-9	
1941-42	H.B. (Tex) Ryon	3-13	
1942-43	Mike Milligan	0-10	
1943-44	Woody West	5-3	
1944-45	Paul Alyea	4-8	
1945-46	Don Shields	6-12	
1946-47	Don Shields	5-19	
1947-48	John Garrison	7-16	
1948-49	John Garrison	4-20	
1949-50	Clarence Iba	12-11	
1950-51	Clarence Iba	10-17	
1951-52	Clarence Iba	14-10	
1952-53	Clarence Iba	15-10	NIT (0-1)
1953-54	Clarence Iba	15-14	
1954-55	Clarence Iba	21-7	NCAA (1-1)
1955-56	Clarence Iba	16-10	
1956-57	Clarence Iba	8-17	
1957-58	Clarence Iba	7-19	
1958-59	Clarence Iba	10-15	
1959-60	Clarence Iba	9-17	
1960-61	Joe Swank	8-17	
1961-62	Joe Swank	7-19	
1962-63	Joe Swank	17-8	
1963-64	Joe Swank	10-15	
1964-65	Joe Swank	14-11	
1965-66	Joe Swank	16-13	
1966-67	Joe Swank	19-8	NIT (0-1)
1967-68	Joe Swank	11-12	
1968-69	Ken Hayes	19-8	NIT (0-1)
1969-70	Ken Hayes	15-11	
1970-71	Ken Hayes	17-9	
1971-72	Ken Hayes	15-11	

Year	Coach	Record	NCAA/NIT
1972-73	Ken Hayes	18-8	
1973-74	Ken Hayes	18-8	
1974-75	Ken Hayes	15-14	
1975-76	Jim King	9-18	
1976-77	Jim King	7-20	
1977-78	Jim King	9-18	
1978-79	Jim King	13-14	
1979-80	Jim King/Bill Franey	10-26	
1980-81	Nolan Richardson	26-7	NIT (5-0)
1981-82	Nolan Richardson	24-6	NCAA (0-1)
1982-83	Nolan Richardson	19-12	NIT (0-1)
1983-84	Nolan Richardson	27-4	NCAA (0-1)
1984-85	Nolan Richardson	23-8	NCAA (0-1)
1985-86	J.D. Barnett	23-9	NCAA (0-1)
1986-87	J.D. Barnett	22-8	NCAA (0-1)
1987-88	J.D. Barnett	8-20	
1988-89	J.D. Barnett	18-13	
1989-90	J.D. Barnett	17-13	NIT (0-1)
1990-91	J.D. Barnett	18-12	NIT (0-1)
1991-92	Tubby Smith	17-13	
1992-93	Tubby Smith	15-14	
1993-94	Tubby Smith	23-8	NCAA (2-1)
1994-95	Tubby Smith	24-8	NCAA (2-1)
1995-96	Steve Robinson	22-8	NCAA (0-1)
1996-97	Steve Robinson	24-10	NCAA (1-1)
1997-98	Bill Self	19-12	
1998-99	Bill Self	23-10	NCAA (1-1)
1999-00	Bill Self	32-5	NCAA (3-1)
2000-01	Buzz Peterson	26-11	NIT (5-0)
2001-02	John Phillips	27-7	NCAA (1-1)
2002-03	John Phillips	23-10	NCAA (1-1)
2003-04	John Phillips	9-20	
2004-05	John Phillips/ Alvin "Pooh" Williamson	9-20	
2005-06	Doug Wojcik	11-17	

95 seasons **1,193-989 (.547)**



Darold Crow

QUICK FACTS

Location.....Birmingham, Ala.
 Founded.....1969
 Enrollment16,693
 Nickname.....Blazers
 Colors.....Forest Green and Old Gold
 Home Court.....Bartow Arena (8,500)
 President.....Dr. Carol Garrison
 Athletics Director (Interim).....Richard Margison
 Faculty Athletics Representative.....Dr. Johnny Scott
 Senior Woman Administrator.....Rosalind Ervin
 Head Coach.....Mike Davis (Thomas Edison '95)

SPORTS INFORMATION

Associate DirectorAaron Jordan
 Office Phone205/934-0722
 Home Phone.....205/410-3134
 FAX.....205/934-7505
 E-Mail.....jordana@uab.edu
 Website.....www.uabsports.com
 Press Row Phone.....205/934-0722



Mike Davis
Head Coach



Dr. Carol Garrison
President



Richard Margison
Athletics Director (Interim)



Rosalind Ervin
SWA



Aaron Jordan
SID



Bartow Arena

BASKETBALL FACTS

Lettermen Returning/Lost 6/6
 Starters Returning/Lost 3/2
 2005-06 Record 24-7, 12-2 C-USA
 Conference USA Championship..... 2-1 (Runner-up)
 Postseason NCAA First Round (0-1)
 All-Time Record 557-328 (.629), 28 seasons
 NCAA Tournament Appearances ... 13 - (1981, 82, 83, 84, 85, 86, 87, 90, 94, 99, 2004, 05, 06)
 NCAA Record 9-13 (.409)
 NIT Appearances..... 8 - (1980, 89-3rd, 91, 92, 93-3rd, 97, 98, 2003)
 NIT Record 11-8 (.579)

**B
L
A
Z
E
R
S**

ROSTER

No.	Name	Pos.	Ht.	Wt.	Yr.	Hometown/Previous School
1	Maurice Gibbs	G	6-2	200	Sr.	Carbondale, Ill./Moberly Area (Mo.) CC
2	Thurston Rawls	G	5-7	170	Fr.	Huntsville, Ala./Huntsville
4	Paul Delaney III	G	6-2	200	Jr.	Decatur, Ga./Chamblee
11	Andre White	G	5-11	180	So.	Zion, Ill./Highland (Ill.) CC
12	Tyler Marsh	G	5-10	165	Fr.	Miami, Fla./Bridgton Academy
15	Frank Holmes	F	6-9	210	Jr.	Somerville, Tenn./Fayette-Ware
21	Lawrence Kinnard	F	6-8	210	So.	Memphis, Tenn./Raleigh-Egypt
22	Mike Davis, Jr.	G	6-3	185	Jr.	Bloomington, Ind./Indiana
23	Taurus Dortch	G	6-2	185	Fr.	Birmingham, Ala./Ramsay
24	Wen Mukubu	G/F	6-6	205	Sr.	Miami, Fla./Arkansas
31	Jeremy Mayfield	F	6-10	240	Fr.	Irving, Texas/God's Academy
35	Howard Crawford	F	6-8	200	Fr.	Eutaw, Ala./Greene County
45	Roderick Ollie	F	6-5	200	So.	Gentry, Miss./Indianola Gentry



Paul Delaney III

SCHEDULE

Date	Opponent	Time
N10-12	at John Thompson Foundation Challenge, Milwaukee, Wis.	
N10	vs. Washington State	5:00p
N11	vs. Radford	5:00p
N12	at UW-Milwaukee	5:30p
N18	at Wyoming	8:00p
N22	WYOMING	7:00p
N28	at Western Kentucky	7:00p
D2	at Cincinnati	TBD
D5	MINNESOTA	7:00p
D9	DE PAUL	3:00p
D16	at VCU	7:30p
D18	at Old Dominion	7:30p
D23	WINSTON-SALEM STATE	7:00p
D27	USF	7:00p
D30	at MetroPCS Orange Bowl Classic, Sunrise, Fla.	
D30	vs. Florida (SunSports)	6:30p
J6	at UTEP	7:05p
J10	UCF	7:00p
J13	at Tulane	TBD
J16	at Memphis (CSTV)	8:00p
J20	SOUTHERN MISS	1:00p
J27	at East Carolina	7:00p
J31	SMU	7:00p
F3	at Marshall	6:00p
F8	MEMPHIS (ESPN)	8:00p
F10	UTEP (CSTV)	5:00p
F14	RICE	7:00p
F17	at Houston (CSTV)	5:00p
F21	at Tulsa	7:05p
F24	MARSHALL	3:00p
F28	at Southern Miss	7:00p
M3	TULANE	1:00p
M7-10	at C-USA Championship, Memphis, Tenn.	

HOME GAMES IN CAPS. Conference games in bold.
All times Central and subject to change.

2005-06 RESULTS (24-7, 12-2 C-USA)

N25	at Basketball Hall of Fame Tip-Off Classic		
N25	vs. Massachusetts (FSN)	W	86-77
N27	SOUTH CAROLINA STATE	W	79-48
N29	WESTERN KENTUCKY	L	76-92
D3	at Nebraska	W	73-72
D6	at DePaul	L	66-70
D10	ALCORN STATE	W	81-59
D14	at Minnesota (FoxSportsNet)	L	68-69
D19	CENTENARY	W	72-58
D22	OLD DOMINION	W	85-57
D28	OKLAHOMA STATE (ESPN2)	W	90-71
D30	at USF	W	59-47
J2	VIRGINIA COMMONWEALTH	W	68-62
J5	VALDOSTA STATE	W	98-69
J11	TULSA	W	84-54
J14	at Marshall	W	76-64
J18	at Rice	W	75-68
J21	HOUSTON (CSTV)	W	82-79
J26	at (3) Memphis (CSTV)	L	66-73
J28	SOUTHERN MISS	W	87-73
F4	at UCF (CSTV)	W	75-68
F8	at UTEP (CSTV)	L	37-65
F11	EAST CAROLINA	W	82-74
F15	TULANE	W	87-82
F18	at Southern Miss (CSTV)	W	87-50
F25	at SMU	W	73-68
M2	(3) MEMPHIS (ESPN2)	W	80-74
M4	MARSHALL	W	82-61
M8-11	at C-USA Championship, Memphis, Tenn.		
M9	vs. SMU	W	69-55
M10	vs. UTEP	W	63-60
M11	at (5) Memphis	L	46-57
M17	at NCAA Tournament, Philadelphia, Pa.		
M17	vs. Kentucky (CBS)	L	64-69

C-USA Games in Bold

2005-2006 STATISTICS

All Games (Returnees in Bold)

Player	GP-GS	Avg Min	TOTAL		3-PTS		FT-FTA	Pct	Off	REBOUNDS			PF	FO	A	TO	Blk	Stl	Pts	Avg
			FG-FGA	Pct	3FG-FGA	Pct				Def	Tot	Avg								
McDONALD, Marvett	31-31	28.8	156-402	.388	96-266	.361	51-64	.797	19	60	79	2.5	61	0	70	50	1	44	459	14.8
MUKUBU, Wen	31-13	21.7	98-206	.476	18-54	.333	74-114	.649	30	73	103	3.3	61	0	44	57	8	38	288	9.3
DELANEY, Paul	31-3	21.8	88-176	.500	3-21	.143	90-130	.692	33	73	106	3.4	56	0	48	45	6	39	269	8.7
JOHNSON, Carldele	31-31	31.4	81-188	.431	41-86	.477	24-33	.727	21	71	92	3.0	71	0	194	62	0	80	227	7.3
HOLMES, Frank	31-29	20.1	77-140	.550	0-0	.000	47-92	.511	61	87	148	4.8	97	4	17	25	27	15	201	6.5
JONES, Richard	30-8	12.7	64-134	.478	22-69	.319	14-28	.500	16	38	54	1.8	29	0	25	29	5	23	164	5.5
KINNARD, Lawrence	26-14	18.1	66-135	.489	2-9	.222	23-38	.605	22	48	70	2.7	28	0	22	25	20	18	157	6.0
EDDINS, Demario	12-11	28.5	58-115	.504	6-26	.231	35-57	.614	23	32	55	4.6	20	0	21	25	10	21	157	13.1
TOBIAS, Brandon	31-2	14.3	53-105	.505	0-0	.000	47-68	.691	39	40	79	2.5	83	1	3	36	29	17	153	4.9
BROOM, Derrick	31-13	13.1	41-107	.383	23-72	.319	12-18	.667	8	39	47	1.5	31	0	27	21	2	23	117	3.8
GIBBS, Maurice	30-0	7.2	31-76	.408	10-35	.286	13-21	.619	8	10	18	0.6	16	0	8	7	0	13	85	2.8
OLLIE, Roderick	11-0	5.1	6-20	.300	1-7	.143	8-10	.800	3	7	10	0.9	3	0	0	4	3	1	21	1.9
HASSELL, Patrick	8-0	2.1	3-9	.333	0-0	.000	1-4	.250	6	2	8	1.0	4	0	0	2	0	0	7	0.9
DAVIS, Reed	3-0	1.3	0-2	.000	0-1	.000	1-2	.500	0	1	1	0.3	0	0	0	0	0	1	1	0.3
ANDERSON JR., Mike	7-0	3.7	0-1	.000	0-1	.000	0-1	.000	0	0	0	0.0	0	0	3	2	0	4	0	0.0
TEAM									48	53	101	3.3	0			5				
TOTAL	31	6200	822-1816	.453	222-647	.343	440-680	.647	337	634	971	31.3	560	5	482	395	111	337	2306	74.4
OPPONENTS	31	6200	699-1672	.418	203-581	.349	434-621	.699	434	790	1224	39.5	566	-	375	644	89	197	2035	65.6

C-USA Games (Returnees in Bold)

Player	GP-GS	Avg Min	TOTAL		3-PTS		FT-FTA	Pct	Off	REBOUNDS			PF	FO	A	TO	Blk	Stl	Pts	Avg
			FG-FGA	Pct	3FG-FGA	Pct				Def	Tot	Avg								
McDONALD, Marvett	14-14	28.9	71-183	.388	43-118	.364	40-47	.851	11	24	35	2.5	25	0	29	23	1	21	225	16.1
DELANEY, Paul	14-0	23.1	42-87	.483	2-12	.167	47-62	.758	17	28	45	3.2	28	0	15	17	1	21	133	9.5
MUKUBU, Wen	14-6	21.4	43-92	.467	5-23	.217	38-63	.603	10	33	43	3.1	30	0	23	24	4	19	129	9.2
HOLMES, Frank	14-13	21.3	40-75	.533	0-0	.000	30-52	.577	30	34	64	4.6	39	1	8	9	11	9	110	7.9
JOHNSON, Carldele	14-14	31.7	33-83	.398	20-41	.488	13-17	.765	8	41	49	3.5	31	0	90	28	0	34	99	7.1
KINNARD, Lawrence	14-7	18.5	38-75	.507	1-5	.200	16-26	.615	11	31	42	3.0	18	0	12	18	14	8	93	6.6
JONES, Richard	13-6	14.5	31-65	.477	10-32	.312	4-8	.500	10	17	27	2.1	14	0	16	15	4	9	76	5.8
BROOM, Derrick	14-9	16.1	25-56	.446	15-39	.385	8-10	.800	3	19	22	1.6	19	0	14	10	1	9	73	5.2
TOBIAS, Brandon	14-1	13.7	19-41	.463	0-0	.000	26-37	.703	10	15	25	1.8	37	1	2	15	13	11	64	4.6
GIBBS, Maurice	14-0	7.4	15-28	.536	7-15	.467	7-12	.583	3	5	8	0.6	7	0	4	3	0	7	44	3.1
OLLIE, Roderick	7-0	4.4	2-11	.182	1-4	.250	7-8	.875	2	4	6	0.9	1	0	0	4	1	1	12	1.7
HASSELL, Patrick	5-0	2.4	2-4	.500	0-0	.000	0-2	.000	4	1	5	1.0	3	0	0	0	0	0	4	0.8
DAVIS, Reed	1-0	2.0	0-1	.000	0-0	.000	1-2	.500	0	0	0	0.0	0	0	0	0	0	1	1	1.0
ANDERSON JR., Mike	4-0	4.2	0-1	.000	0-1	.000	0-1	.000	0	0	0	0.0	0	0	3	1	0	2	0	0.0
TEAM									26	25	51	3.6	0			3				
Total	14	2800	361-802	.450	104-290	.359	237-347	.683	145	277	422	30.1	252	2	216	170	50	152	1063	75.9
Opponents	14	2800	321-759	.423	96-265	.362	205-284	.722	199	365	564	40.3	276	-	177	276	36	81	943	67.4

MIKE DAVIS

Hometown: Fayette, Ala.

Alma Mater: Thomas Edison (1995)

Born: September 15, 1960

Coaching Experience:

1989-95 Miles College Asst. Coach

1995-97 Alabama Asst. Coach

1997-00 Indiana Asst. Coach

2000-06 Indiana Head Coach – 115-79 (.593) – six seasons

Career Head Coaching Record –

115-79 (.593) – six seasons

Coaching Staff:

Tracy Dildy (Illinois-Chicago '91) – first season at UAB

Donnie Marsh (Franklin & Marshall '79) – first season at UAB

Kenny Rupp (Southern Utah '77) – first season at UAB

Office Phone: 205/934-3402 (Secretary: Judy Nichols)

Office FAX: 205/975-7286



ALL-TIME COACHING RECORDS

Name	Years	Rec. (Pct.)
Gene Bartow	1978-96	366-203 (.643)
Murry Bartow	1996-2002	103-83 (.553)
Mike Anderson	2002-2006	89-41 (.685)
Mike Davis	2006-	First Season

NOTEBOOK

- MIKE DAVIS** took over as the fourth head coach of the UAB men's basketball program on April 7, 2006. Davis, a native Alabamian, will look to build on the success of his predecessor, Mike Anderson, who led the Blazers to four-consecutive, 20-plus win seasons and three consecutive NCAA Tournaments.
- In fact, success is nothing new to Davis, who became familiar with postseason play during his tenure in Bloomington. Davis led the Hoosiers to postseason play in five of his six years at IU, including a run to the national championship game in 2002.
- The 24 wins posted by the Blazers in 2005-06 were the most for the program since the 1985-86 and just one off of the program high set three previous times (1981-82, 83-84, 85-86).
- Upperclassmen **WEN MUKUBU** and **PAUL DELANEY III** are the team's top returning scorers, despite making just 16 collective starts. Mukubu made 13 of those and is tops among the returnees after averaging 9.3 ppg in his first season with UAB after transferring from Arkansas. Delaney, despite coming off the bench in all 14 of UAB's league games, was second on the team with a 9.5 ppg average in C-USA games. The junior led the Blazers with 13 points in their first-round loss to Kentucky in the NCAA Tournament.
- UAB returns six letterwinners from last year's squad, but Davis will look to add as many as 10 newcomers to the squad, including his son Mike Davis, Jr., who is transferring from IU. The Father-Son combo is the second-straight in Blazer program history, as Mike Anderson also coached his son, Mike Anderson Jr., during the last two seasons at UAB.

YEAR-BY-YEAR

Year	Coach	Record	NCAA/NIT
1978-79	Gene Bartow	15-11	
1979-80	Gene Bartow	18-12	NIT (0-1)
1980-81	Gene Bartow	23-9	NCAA (2-1, RS)
1981-82	Gene Bartow	25-6	NCAA (2-1, RF)
1982-83	Gene Bartow	19-14	NCAA (0-1)
1983-84	Gene Bartow	23-11	NCAA (0-1)
1984-85	Gene Bartow	25-9	NCAA (1-1)
1985-86	Gene Bartow	25-11	NCAA (1-1)
1986-87	Gene Bartow	21-11	NCAA (0-1)
1987-88	Gene Bartow	16-15	
1988-89	Gene Bartow	22-12	NIT (4-1, 3rd)
1989-90	Gene Bartow	22-9	NCAA (0-1)
1990-91	Gene Bartow	18-13	NIT (0-1)
1991-92	Gene Bartow	20-9	NIT (0-1)
1992-93	Gene Bartow	21-14	NIT (4-1, 3rd)
1993-94	Gene Bartow	22-8	NCAA (0-1)

Year	Coach	Record	NCAA/NIT
1994-95	Gene Bartow	15-15	
1995-96	Gene Bartow	16-14	
1996-97	Murry Bartow	18-14	NIT (0-1)
1997-98	Murry Bartow	21-12	NIT (1-1)
1998-99	Murry Bartow	20-12	NCAA (0-1)
1999-00	Murry Bartow	14-14	
2000-01	Murry Bartow	17-14	
2001-02	Murry Bartow	13-17	
2002-03	Mike Anderson	21-13	NIT (2-1)
2003-04	Mike Anderson	22-10	NCAA (2-1, RS)
2004-05	Mike Anderson	22-11	NCAA (1-1)
2005-06	Mike Anderson	24-7	NCAA (0-1)

28 seasons

557-328 (.629)

RS - Regional Semifinals
RF - Regional Finals



Wen Mukubu

QUICK FACTS

Location Orlando, Fla.
 Founded 1963
 Enrollment 47,000
 Nickname Golden Knights
 Colors Black and Gold
 Home Court UCF Arena (5,100)
 President Dr. John C. Hitt
 Athletics Director Keith R. Tribble
 Faculty Athletics Representative Dr. Cynthia Young
 Senior Woman Administrator Jessica Reo
 Head Coach Kirk Speraw (Iowa '79)

SPORTS INFORMATION

Assistant Director Doug Richards
 Office 407/823-2142
 Mobile 407/823-5823
 FAX 407/823-5266
 E-mail drichards@athletics.ucf.edu
 Website www.ucfathletics.com
 Press Row Phone 407/823-2477



Kirk Speraw
Head Coach



Dr. John C. Hitt
President



Keith R. Tribble
Athletics Director



Jessica Reo
SWA



Doug Richards
SID



UCF Arena

BASKETBALL FACTS

Letterwinners Returning/Lost 8/4
 Starters Returning/Lost 3/2
 2005-06 Record 14-15, 7-7 C-USA
 Conference USA Championship 1-1 (First Round)
 Postseason none
 All-Time Program Record 579-447 (.564), 37 seasons
 NCAA Tournament Appearances 4 (1994, 96, 2004, 05)
 NCAA Record 0-4
 NIT Appearances None
 NIT Record 0-0

GOLDEN KNIGHTS

ROSTER

No.	Name	Pos.	Ht.	Wt.	Yr.	Hometown/Previous School
1	Jermaine Taylor	G	6-4	190	So.	Tavares, Fla./Tavares
2	Lavell Payne	F	6-8	210	Sr.	Ft. Lauderdale, Fla./Tallahassee CC
3	Dave Noel	G	6-3	205	Jr.	Boynton Beach, Fla./UNC-Wilmington
4	Mike O'Donnell	G	6-0	185	Jr.	Clearwater, Fla./NC State
5	Chip Cartwright	G	6-0	160	Jr.	Houston, Texas/Angelina College
10	Drew Speraw	G	6-2	170	So.	Oviedo, Fla./Oviedo
11	Mike Battle	G	6-4	205	Jr.	Waldorf, Md./Paris JC
12	Taylor Young	G	6-1	185	Fr.	Orlando, Fla./The First Academy
13	Kenrick Zondervan	F	6-9	215	So.	Hoofddorp, Holland/Kaj Munk College
20	Tony Davis	F	6-7	195	Fr.	Sarasota, Fla./Riverview
21	Stanley Billings	C	6-11	230	Jr.	Orlando, Fla./Independence CC
22	Andre Thornton	F	6-6	230	Fr.	Memphis, Tenn./Mitchell
25	Adam Gill	C	6-9	230	Jr.	Springboro, Ohio/Archbishop Alter
30	Josh Peppers	F	6-6	210	Sr.	Memphis, Tenn./Whitehaven
34	Jacob Loucks	F	6-7	210	Jr.	Clearwater, Fla./University of Mobile



Mike O'Donnell

SCHEDULE

Date	Opponent	Time
N15	ROLLINS	7:30p
N18	STETSON	7:30p
N21	BETHUNE-COOKMAN	7:30p
N24	FLORIDA TECH	7:30p
N27	JACKSONVILLE	7:30p
D9	FLORIDA ATLANTIC	7:30p
D12	at Minnesota	TBD
D19-21	at San Juan Shootout, Guaynabo, P.R.	
D19	vs. Utah	2:00p
D20	vs. Appalachian State/Virginia	TBD
D21	TBD	TBD
D29-30	UCF HOLIDAY CLASSIC, ORLANDO, FLA.	
D29	N.J. INSTITUTE OF TECHNOLOGY	7:30p
D30	JAMES MADISON/TEXAS-PAN AMERICAN	TBD
J3	at Colorado	7:30p
J6	at South Dakota State	8:00p
J10	at UAB	8:00p
J13	at Marshall	7:00p
J17	SMU	7:30p
J20	RICE	7:30p
J24	at Houston	8:00p
J27	at UTEP (CSTV)	4:00p
J31	MEMPHIS	7:30p
F3	TULSA	7:30p
F7	at East Carolina	7:00p
F10	MARSHALL	7:30p
F14	at Tulane	TBD
F17	at Rice	3:00p
F21	SOUTHERN MISS (CSTV)	8:00p
F24	at Tulsa	8:05p
F28	HOUSTON	7:30p
M3	EAST CAROLINA	7:30p
M7-10	at C-USA Championship, Memphis, Tenn.	

HOME GAMES IN CAPS. Conference games in bold.
All times Eastern and subject to change.

2005-06 RESULTS (14-15, 7-7 C-USA)

N18	ROLLINS	W	68-58
N22	NOVA SOUTHEASTERN	W	86-67
N26	STETSON	W	74-66
N29	BETHUNE-COOKMAN	W	61-48
D3	at (11) Florida	L	47-80
D13	at Florida Atlantic	L	54-59
D16	NORFOLK STATE	W	63-47
D19-21	at Fiesta Bowl Classic, Tucson, Ariz.		
D19	vs. Western Kentucky	L	68-73
D21	vs. Sam Houston St.	L	63-68
D29-30	UCF HOLIDAY CLASSIC, Orlando, Fla.		
D29	NORTH FLORIDA	W	69-57
D30	BIRMINGHAM-SOUTHERN	L	50-58
J3	at (19) Kentucky	L	57-59
J11	MARSHALL	L	69-73
J14	at Houston	W	66-56
J18	SOUTH DAKOTA STATE	L	64-69
J21	TULSA	W	45-44
J25	at East Carolina	W	64-59
J28	at (3) Memphis (CSTV)	L	61-94
F4	UAB (CSTV)	L	68-75
F8	at Southern Miss	L	51-59
F11	TULANE	W	72-51
F15	HOUSTON	L	71-78
F18	at SMU	L	55-77
F22	EAST CAROLINA	W	69-49
F25	at Rice	W	77-64
M1	at Marshall	L	61-73
M4	UTEP	W	66-55
M8-11	at C-USA Championship, Memphis, Tenn.		
M8	vs. East Carolina	W	65-52
M9	vs. Houston (CSTV)	L	52-71

C-USA Games in Bold

2005-2006 STATISTICS

All Games (Returnees in Bold)

Player	GP-GS	Avg Min	TOTAL		3-PTS		FT-FTA	Pct	Off	REBOUNDS			PF	FO	A	TO	Blk	Stl	Pts	Avg
			FG-FGA	Pct	3FG-FGA	Pct				Def	Tot	Avg								
PEPPERS, Josh	29-24	28.4	134-301	.445	59-160	.369	69-96	.719	35	80	115	4.0	68	2	51	78	14	23	396	13.7
ROSE, Justin	28-27	29.7	108-229	.472	31-78	.397	46-74	.622	36	124	160	5.7	74	5	96	61	18	43	293	10.5
WILLIAMS, Anthony	29-27	25.1	109-234	.466	1-3	.333	51-78	.654	60	91	151	5.2	95	6	33	73	33	20	270	9.3
O'DONNELL, Mike	29-29	30.8	78-211	.370	52-140	.371	34-43	.791	16	53	69	2.4	52	1	115	50	0	45	242	8.3
LINDBECK, Troy	29-9	17.3	38-100	.380	37-92	.402	20-26	.769	5	18	23	0.8	27	0	26	20	1	6	133	4.6
TAYLOR, Jermaine	29-0	11.7	49-124	.395	17-56	.304	11-25	.440	27	36	63	2.2	30	1	15	30	6	13	126	4.3
PAYNE, Lavell	26-11	18.2	46-90	.511	1-2	.500	18-42	.429	28	56	84	3.2	46	0	21	33	15	8	111	4.3
JOHNSON, Marcus	24-3	19.5	32-76	.421	0-1	.000	37-60	.617	40	66	106	4.4	64	1	12	39	6	5	101	4.2
GILL, Adam	29-15	11.9	35-72	.486	0-0	.000	10-19	.526	22	33	55	1.9	42	1	8	20	11	5	80	2.8
NOEL, Dave	28-0	11.8	24-56	.429	8-28	.286	23-31	.742	15	52	67	2.4	45	0	41	33	2	17	79	2.8
ZONDERVAN, Kenrick	18-0	2.5	2-10	.200	0-1	.000	1-2	.500	2	3	5	0.3	7	0	0	3	2	0	5	0.3
SPERAW, Drew	17-0	1.4	0-6	.000	0-4	.000	0-2	.000	0	2	2	0.1	4	0	2	4	0	1	0	0.0
TEAM									45	54	99	3.4	0		11					
TOTAL	29	5800	655-1509	.434	206-565	.365	320-498	.643	331	668	999	34.4	554	17	420	455	108	186	1836	63.3
OPPONENTS	29	5800	625-1511	.414	160-487	.329	429-622	.690	320	619	939	32.4	485	-	363	380	75	225	1839	63.4

C-USA Games (Returnees in Bold)

Player	GP-GS	Avg Min	TOTAL		3-PTS		FT-FTA	Pct	Off	REBOUNDS			PF	FO	A	TO	Blk	Stl	Pts	Avg
			FG-FGA	Pct	3FG-FGA	Pct				Def	Tot	Avg								
PEPPERS, Josh	14-9	27.7	55-137	.401	26-75	.347	39-51	.765	12	42	54	3.9	36	1	24	36	3	9	175	12.5
WILLIAMS, Anthony	14-14	28.4	65-141	.461	1-3	.333	37-56	.661	33	56	89	6.4	46	2	19	31	15	10	168	12.0
ROSE, Justin	13-13	29.2	51-107	.477	14-33	.424	23-30	.767	15	52	67	5.2	43	4	41	32	7	22	139	10.7
O'DONNELL, Mike	14-14	32.7	46-115	.400	32-77	.416	14-18	.778	8	27	35	2.5	23	0	54	25	0	23	138	9.9
TAYLOR, Jermaine	14-0	12.0	29-65	.446	10-25	.400	3-10	.300	18	13	31	2.2	19	1	8	15	4	10	71	5.1
JOHNSON, Marcus	13-1	19.9	13-36	.361	0-0	.000	22-32	.688	24	37	61	4.7	39	1	9	21	2	4	48	3.7
LINDBECK, Troy	14-6	17.1	14-44	.318	14-40	.350	9-14	.643	4	6	10	0.7	10	0	10	7	1	2	51	3.6
NOEL, Dave	14-0	10.5	15-30	.500	6-15	.400	11-16	.688	9	23	32	2.3	22	0	13	14	2	10	47	3.4
PAYNE, Lavell	11-7	16.7	13-31	.419	0-1	.000	4-10	.400	12	24	36	3.3	12	0	9	17	3	5	30	2.7
GILL, Adam	14-6	11.3	12-30	.400	0-0	.000	4-7	.571	10	13	23	1.6	22	1	4	6	2	4	28	2.0
SPERAW, Drew	7-0	1.7	0-3	.000	0-2	.000	0-0	.000	0	1	1	0.1	2	0	2	2	0	1	0	0.0
ZONDERVAN, Kenrick	5-0	1.6	0-3	.000	0-0	.000	0-0	.000	1	1	2	0.4	2	0	0	1	0	0	0	0.0
TEAM									20	23	43	3.1	0		5					
TOTAL	14	2800	313-742	.422	103-271	.380	166-244	.680	166	318	484	34.6	276	10	193	212	39	100	895	63.9
OPPONENTS	14	2800	293-700	.419	79-231	.342	242-331	.731	139	301	440	31.4	227	-	176	186	49	110	907	64.8

KIRK SPERAW

Hometown: Sioux City, Iowa

Alma Mater: Iowa (1979)

Born: August 21, 1956

Coaching Experience:

1979-80 Iowa Graduate Asst. Coach
 1980-82 Denver Asst. Coach
 1982-87 Florida Southern Asst. Coach
 1987-90 Pensacola JC Head Coach –
 82-21 (.796) – three seasons

1990-93 Florida Asst. Coach
 1993- UCF Head Coach – 209-178 (.540) –
 13 seasons

Career Head Coaching Record –
 291-199 (.594) – 16 seasons

Coaching Staff:

Mike Jaskulski (St. Norbert '76) –
 first season at UCF

Craig Brown (Florida '94) –
 seventh season at UCF

Dwight Evans (Birmingham-Southern '84) –
 fifth season at UCF

Office Phone: 407/823-5805

Office FAX: 407/823-6743



ALL-TIME COACHING RECORDS

Name	Years	Rec. (Pct.)
Torchy Clark	1969-83	274-87 (.759)
Chuck Machock	1983-85	25-31 (.446)
Phil Carter	1985-89	34-76 (.309)
Joe Dean	1989-93	37-73 (.336)
Kirk Speraw	1993-	209-178 (.540)

NOTEBOOK

- Dating back to the start of the 2002-03 season, UCF has won 84 games, a mark that ranks 39th nationally and second among all programs in Florida during that span.
- Senior forward **JOSH PEPPERS** is back for his senior season. He is the third leading returning scorer among all Conference USA players after averaging 13.7 points per game a year ago. He connected on 59 three-pointers and paced UCF in scoring on 15 occasions. Peppers needs just 66 points to become the 13th 1,000-point scorer in program history.
- UCF should be one of the top defensive squads in Conference USA. A year ago, UCF opponents averaged just 63.4 points per contest and the Golden Knights held 15 foes to below 60 points.
- Junior guard **MIKE O'DONNELL** returns to lead the Golden Knights' offense. The point guard started all 29 games a year ago in his first season in Orlando after transferring from NC State. He averaged 8.3 points and four assists per contest. His 2.30 assist/turnover ratio was good for second in Conference USA.
- In 2005-06, UCF was the top three-point shooting squad in the league, hitting 36.5 percent of its attempts from behind-the-arc. The Golden Knights' success from deep should continue this season as two UCF returnees - **MIKE O'DONNELL** (37.1 percent) and **JOSH PEPPERS** (36.9) - were among the conference leaders from three-point range. UCF will also add a pair of three-point specialists in junior guard **MIKE BATTLE**, who sat out last year with an injury, and junior college transfer point guard **CHIP CARTWRIGHT**.
- There will be a new big man on campus this year at UCF as center **STANLEY BILLINGS** joins the Golden Knight program. At 6-foot-11, Billings averaged 13.9 points, nine rebounds and 3.6 blocks per game as a sophomore at Independence Community College in Kansas last year. He shot 56.2 percent from the floor and earned National Junior College Athletic Association Region VI First Team honors for the second-consecutive year. The Orlando native graduated from Oak Ridge High School in 1996, where he did not play basketball. He started playing the game while in the Marines, where he spent eight years as a chef.

YEAR-BY-YEAR

Year	Coach	Record	NCAA/NIT	Year	Coach	Record	NCAA/NIT
1969-70	Torchy Clark	11-3		1988-89	Phil Carter	7-20	
1970-71	Torchy Clark	17-9		1989-90	Joe Dean	7-21	
1971-72	Torchy Clark	20-6		1990-91	Joe Dean	10-17	
1972-73	Torchy Clark	19-7		1991-92	Joe Dean	10-18	
1973-74	Torchy Clark	16-8		1992-93	Joe Dean	10-17	
1974-75	Torchy Clark	14-10		1993-94	Kirk Speraw	21-9	NCAA (0-1)
1975-76	Torchy Clark	20-5		1994-95	Kirk Speraw	11-16	
1976-77	Torchy Clark	24-2		1995-96	Kirk Speraw	11-19	NCAA (0-1)
1977-78	Torchy Clark	26-4		1996-97	Kirk Speraw	9-17	
1978-79	Torchy Clark	19-7		1997-98	Kirk Speraw	17-11	
1979-80	Torchy Clark	25-4		1998-99	Kirk Speraw	19-10	
1980-81	Torchy Clark	23-5		1999-00	Kirk Speraw	14-18	
1981-82	Torchy Clark	21-8		2000-01	Kirk Speraw	8-23	
1982-83	Torchy Clark	19-9		2001-02	Kirk Speraw	17-12	
1983-84	Chuck Machock	15-13		2002-03	Kirk Speraw	21-11	
1984-85	Chuck Machock	10-18		2003-04	Kirk Speraw	25-6	NCAA (0-1)
1985-86	Phil Carter	6-22		2004-05	Kirk Speraw	24-9	NCAA (0-1)
1986-87	Phil Carter	12-15		2005-06	Kirk Speraw	14-15	
1987-88	Phil Carter	9-19					
37 seasons						579-447 (.564)	



Jermaine Taylor

QUICK FACTS

Location El Paso, Texas
 Founded 1914
 Enrollment 20,000
 Nickname Miners
 Colors Dark Blue, Orange, Silver Accent
 Home Court Don Haskins Center (12,000)
 President Dr. Diana Natalicio
 Athletics Director Bob Stull
 Faculty Athletics Representative Dr. Trisha Ainsa
 Senior Woman Administrator Lisa Campos
 Head Coach Tony Barbee (Massachusetts '94)

SPORTS INFORMATION

Associate AD for Media Relations Jeff Darby
 Office Phone 915/747-6652
 Home Phone 915/204-0642
 FAX 915/747-5444
 E-mail jdarby@utep.edu
 Website www.utepathletics.com
 Press Row Phone 915/747-5154



Tony Barbee
Head Coach



Dr. Diana Natalicio
President



Bob Stull
Athletics Director



Lisa Campos
SWA



Jeff Darby
SID

MINERS




Don Haskins Center

BASKETBALL FACTS

Letterwinners Returning/Lost 3/9
 Starters Returning/Lost 2/3
 2005-06 Record 21-10, 11-3 C-USA
 Conference USA Championship 1-1 (Semifinals)
 Postseason NIT Second Round (1-1)
 All-Time Program Record 1,155-880 (.568), 85 seasons
 NCAA Tournament Appearances 16 (1963, 64, 66, 67, 70, 75, 84, 85, 86, 87, 88,
 89, 90, 92, 2004, 05)
 NCAA Record 14-15 (.483)
 NIT Appearances 9 (1965, 72, 80, 81, 83, 93, 95, 2001, 06)
 NIT Record 6-9 (.400)

ROSTER

No.	Name	Pos.	Ht.	Wt.	Yr.	Hometown/Previous School
1	Corey Speight	G	6-2	190	So.	Livingston, Ala./Central Florida CC
3	Malik Alvin	G	6-0	175	Fr.	Philadelphia, Pa./Simon Gratz
11	Kevin Henderson	G	6-3	210	Sr.	Minneapolis, Minn./San Bernardino Valley College
12	Stefon Jackson	G	6-5	170	So.	Philadelphia, Pa./Lutheran Christian Academy
15	Dale Vanwright	F	6-6	205	Fr.	Houston, Texas/Bellaire
21	Tavaris Watts	F	6-8	205	Jr.	Gibsonville, N.C./Hillsborough CC
24	Marvin Kilgore	G	6-3	195	Jr.	Philadelphia, Pa./Panola College
25	Franklin Jones	C	7-0	290	Fr.	Niagara Falls, N.Y./Niagara Falls
31	Maurice Thomas	F	6-8	210	So.	Philadelphia, Pa./Lutheran Christian Academy
33	Jeremy Sampson	C	6-11	215	Jr.	Daytona Beach, Fla./Hillsborough CC
34	Darren Clarke	G	6-4	205	Jr.	Minnnetonka, Minn./Saint Louis University
50	Victor Ramalho	F	6-9	250	Jr.	João Pessoa, Paraíba, Brazil/South Plains College



Stefon Jackson

SCHEDULE

Date	Opponent	Time
N10-12	at BCA Invitational, Syracuse, N.Y.	
N10	vs. Penn	3:30p
N11	vs. St. Francis (N.Y.)/at Syracuse	2:30/5:00p
N12	vs. St. Francis (N.Y.)/at Syracuse	1:30/4:00p
N16	UC DAVIS	7:05p
N25	TEXAS TECH	1:00p
N29	CHICAGO STATE	7:05p
D3	NEW MEXICO (CSTV)	1:00p
D9	at New Mexico State	7:05p
D13	ARKANSAS-PINE BLUFF	7:05p
D16	NEW MEXICO STATE	7:05p
D19	TEXAS STATE	7:05p
D22-23	STATE FARM SUN BOWL CLASSIC	
D22	JACKSON STATE	7:00p
D23	TOLEDO/DRAKE	5:30/7:30P
J2	UC RIVERSIDE	8:05p
J6	UAB	7:05p
J10	MARSHALL	7:05p
J13	at Tulsa	6:05p
J17	SOUTHERN MISS	7:05p
J20	at SMU	6:00p
J24	at Rice	6:05p
J27	UCF (CSTV)	2:00p
J31	at Southern Miss	6:00p
F3	HOUSTON	7:05p
F7	at Tulane	6:00p
F10	at UAB (CSTV)	4:00p
F17	TULSA	7:05p
F21	SMU	7:05p
F24	at East Carolina	5:00p
M1	MEMPHIS	7:05p
M3	at HOUSTON	
M7-10	at C-USA Championship, Memphis, Tenn.	

2005-06 RESULTS (21-10, 11-3 C-USA)

N18	WESTERN NEW MEXICO	W	78-51
N21	UT-PERMIAN BASIN	W	97-54
N26	at New Mexico	L	72-76
N30	at New Mexico State	W	64-55
D3	TEXAS SOUTHERN	W	82-59
D11	LOUISIANA-LAFAYETTE	L	59-65 (OT)
D17	NEW MEXICO STATE	W	80-67
D20	PACIFIC	W	72-66 (OT)
D27-28	STATE FARM SUN BOWL TOURNAMENT		
D27	MISSISSIPPI VALLEY STATE	W	74-58
D28	GEORGETOWN	L	64-76
J1	at Texas Tech	L	60-61
J4	at Syracuse	L	56-69
J11	at SMU	W	80-67
J14	EAST CAROLINA	W	58-45
J18	TULANE	W	75-47
J21	at Marshall	W	53-51
J28	SMU	W	57-53
F1	at Houston (CSTV)	L	57-63
F4	at Tulsa	W	69-62
F8	UAB (CSTV)	W	65-37
F11	at Southern Miss	W	77-72 (2OT)
F14	ALABAMA A&M	W	60-44
F18	RICE	W	58-47
F22	at (3) Memphis (ESPN2)	L	56-66
F25	HOUSTON (CSTV)	W	69-63
M1	TULSA	W	49-45
M4	at UCF	L	55-66
M8-11	at C-USA Championship, Memphis, Tenn.		
M9	vs. Southern Miss	W	66-47
M10	vs. (24) UAB	L	60-63
M14-16	National Invitation Tournament		
M14	LIPSCOMB	W	85-66
M16	at Michigan	L	67-82

C-USA Games in Bold

HOME GAMES IN CAPS. Conference games in bold.
All times Mountain and subject to change.

2005-2006 STATISTICS

All Games (Returnees in Bold)

Player	GP-GS	Avg Min	TOTAL		3-PTS		FT-FTA	Pct	Off	REBOUNDS			PF	FO	A	TO	Blk	Stl	Pts	Avg
			FG-FGA	Pct	3FG-FGA	Pct				Def	Tot	Avg								
WILLIAMS, Jason	30-26	34.6	163-335	.487	12-38	.316	114-178	.640	79	142	221	7.4	55	1	108	90	7	46	452	15.1
TOFI, John	23-22	30.2	116-224	.518	1-1	1.000	86-122	.705	69	142	211	9.2	52	2	38	49	28	22	319	13.9
MORENO, Edgar	31-31	32.4	105-232	.453	20-71	.282	43-67	.642	16	94	110	3.5	60	0	120	80	6	57	273	8.8
AYALA, Miguel	24-10	27.4	71-184	.386	62-162	.383	47-54	.870	6	59	65	2.7	49	0	42	23	12	16	251	10.5
HENDERSON, Kevin	31-31	32.6	75-247	.304	44-140	.314	51-77	.662	22	89	111	3.6	50	0	116	72	1	54	245	7.9
JACKSON, Stefon	24-14	25.2	73-163	.448	12-33	.364	34-49	.694	16	42	58	2.4	57	0	30	22	0	15	192	8.0
KIMBLE, Will	31-21	19.4	56-94	.596	0-0	.000	39-67	.582	38	93	131	4.2	64	0	7	36	24	11	151	4.9
THOMAS, Maurice	31-0	10.6	31-58	.534	0-0	.000	35-62	.565	23	47	70	2.3	34	0	3	22	5	7	97	3.1
MURPHY, Brent	27-0	9.3	20-44	.455	15-31	.484	6-10	.600	11	21	32	1.2	26	0	7	8	3	5	61	2.3
FUQUA, Tremaine	8-0	10.9	12-23	.522	2-5	.400	1-3	.333	5	11	16	2.0	10	0	5	2	3	5	27	3.4
GUTIERREZ, Josh	4-0	1.0	1-1	1.000	1-1	1.000	3-6	.500	0	0	0	0.0	0	0	1	0	0	0	6	1.5
CARR, Vernon	2-0	5.5	0-4	.000	0-2	.000	0-0	.000	0	1	1	0.5	1	0	0	0	0	0	0	0.0
LAMBERT, Riley	2-0	3.0	0-1	.000	0-0	.000	0-0	.000	0	1	1	0.5	0	0	1	0	0	1	0	0.0
TEAM									41	40	81	2.6	3			5				
TOTAL	31	6300	723-1610	.449	169-484	.349	459-695	.660	326	782	1108	35.7	461	3	478	409	89	239	2074	66.9
OPPONENTS	31	6300	668-1645	.406	202-568	.356	305-459	.664	283	679	962	31.0	559	-	365	444	101	186	1843	59.5

C-USA Games (Returnees in Bold)

Player	GP-GS	Avg Min	TOTAL		3-PTS		FT-FTA	Pct	Off	REBOUNDS			PF	FO	A	TO	Blk	Stl	Pts	Avg
			FG-FGA	Pct	3FG-FGA	Pct				Def	Tot	Avg								
WILLIAMS, Jason	14-14	36.0	75-166	.452	4-12	.333	55-84	.655	41	68	109	7.8	21	0	38	44	6	18	209	14.9
TOFI, John	11-10	28.7	49-89	.551	0-0	.000	52-72	.722	37	59	96	8.7	28	1	17	23	18	8	150	13.6
AYALA, Miguel	10-5	27.9	29-80	.363	24-68	.353	17-18	.944	1	25	26	2.6	24	0	12	9	6	8	99	9.9
MORENO, Edgar	14-14	32.9	47-109	.431	9-33	.273	23-36	.639	8	56	64	4.6	27	0	53	35	3	25	126	9.0
HENDERSON, Kevin	14-14	34.3	34-113	.301	18-64	.281	25-39	.641	11	50	61	4.4	19	0	48	32	1	20	111	7.9
JACKSON, Stefon	14-9	25.2	29-72	.403	5-16	.313	18-30	.600	8	31	39	2.8	34	0	10	15	0	9	81	5.8
KIMBLE, Will	14-4	17.5	18-31	.581	0-0	.000	16-26	.615	13	42	55	3.9	23	0	4	13	13	4	52	3.7
GUTIERREZ, Josh	1-0	1.0	1-1	1.000	1-1	1.000	0-0	.000	0	0	0	0.0	0	0	0	0	0	0	3	3.0
MURPHY, Brent	12-0	8.3	8-20	.400	7-17	.412	3-6	.500	1	10	11	0.9	13	0	3	4	1	2	26	2.2
THOMAS, Maurice	14-0	7.9	8-15	.533	0-0	.000	5-13	.385	8	12	20	1.4	10	0	0	6	3	2	21	1.5
TEAM									19	16	35	2.5	2			3				
TOTAL	14	2850	298-696	.428	68-211	.322	214-324	.660	147	369	516	36.9	201	2	185	184	51	96	878	62.7
OPPONENTS	14	2850	294-755	.389	76-234	.325	120-181	.663	122	307	429	30.6	268	10	144	179	56	87	784	56.0

TONY BARBEE

Hometown: Indianapolis, Ind.

Alma Mater: Massachusetts (1994)

Born: August 10, 1971

Coaching Experience:

1996-98 Massachusetts Asst. Coach

1998-99 Wyoming Asst. Coach

1999-00 Massachusetts Asst. Coach

2000-06 Memphis Asst. Coach

2006- UTEP Head Coach – First season

Career Head Coaching Record – First season

Coaching Staff:

Tony Madlock (Memphis '91) – first season at UTEP

Randall Dickey (Ouachita Baptist '83) – third season at UTEP

Milt Wagner (Memphis '04) – first season at UTEP

Office Phone: 915/747-5323

Office FAX: 915/747-5792



ALL-TIME COACHING RECORDS

Name	Years	Rec. (Pct.)
Tommy Dwyer	1913-23	14-30 (.318)
Jack Vowell	1923-24	3-10 (.231)
George Powell	1924-26	6-13 (.316)
E.J. Stewart	1927-28	6-8 (.429)
Mack Saxon	1928-34	34-61 (.358)
J.B. Andrews	1935-36	0-12 (.000)
Marshall Pennington	1936-43	63-83 (.431)
Charles Finley	1944-45	10-12 (.455)
Dale Waters	1945-47, 48-49, 50-53	51-83 (.381)
Ross Moore	1947-48, 49-50	30-29 (.508)
George McCarty	1953-59	77-58 (.570)
Harold Davis	1959-61	18-31 (.367)
Don Haskins	1961-99	719-354 (.670)
Jason Rabedeaux	1999-02	46-46 (.500)
Billy Gillespie	2002-04	30-32 (.484)
Doc Sadler	2004-2006	48-18 (.727)
Tony Barbee	2006-	First Season

NOTEBOOK

- The UTEP roster has a new look for 2006-07, as only three players return who scored points a year ago – sophomore guard **STEFON JACKSON** (8.0 ppg), senior guard **KEVIN HENDERSON** (7.9 ppg) and sophomore forward **MAURICE THOMAS** (3.1 ppg). Overall UTEP returns just 26 percent of its scoring, 23 percent of its rebounding and 31 percent of its assist production from the 2005-06 campaign.
- Henderson and Jackson are returning starters. Henderson was second on the team in assists (116) and steals (54) last season. He scored in double figures on 12 occasions, including a season-high 18 points versus Georgetown in the championship game of the State Farm Sun Bowl Basketball Tournament. Jackson was one of C-USA's top freshmen in 2005-06, averaging 8.0 ppg and starting the final 14 games of the year.
- UTEP has appeared in three consecutive postseason tournaments (2004 and 2005 NCAA, 2006 NIT) for the first time since a run to seven straight NCAA Tournaments from 1984-90. The Miners have also posted 20 victories three years in a row for the first time since 1990.
- The Miners won 21 games last season despite having their top six scorers healthy for a total of 10 games.
- In its first year as a C-USA member, UTEP set a record for scoring defense in league games, yielding 56.0 ppg. The Miners ended the year rated 15th nationally in scoring defense, surrendering 59.5 points per outing. UTEP's field goal percentage defense (.406) was its best since 1973-74.

YEAR-BY-YEAR

Year	Coach	Record	NCAA/NIT	Year	Coach	Record	NCAA/NIT
1914-15	Tommy Dwyer	2-7		1966-67	Don Haskins	22-6	NCAA (2-1)
1915-16	Tommy Dwyer	2-6		1967-68	Don Haskins	14-9	
1917-18	Tommy Dwyer	2-6		1968-69	Don Haskins	16-9	
1919-20	Tommy Dwyer	7-5		1969-70	Don Haskins	17-8	NCAA (0-1)
1922-23	Tommy Dwyer	1-6		1970-71	Don Haskins	16-10	
1923-24	Jack Vowell	3-10		1971-72	Don Haskins	20-7	NIT (0-1)
1924-25	George Powell	3-8		1972-73	Don Haskins	16-10	
1925-26	George Powell	3-5		1973-74	Don Haskins	18-7	
1927-28	E.J. Stewart	6-8		1974-75	Don Haskins	20-6	NCAA (0-1)
1928-29	Mack Saxon	4-14		1975-76	Don Haskins	19-7	
1929-30	Mack Saxon	13-6		1976-77	Don Haskins	11-15	
1930-31	Mack Saxon	7-9		1977-78	Don Haskins	10-16	
1931-32	Mack Saxon	6-7		1978-79	Don Haskins	11-15	
1932-33	Mack Saxon	1-9		1979-80	Don Haskins	20-8	NIT (1-1)
1933-34	Mack Saxon	3-16		1980-81	Don Haskins	18-12	NIT (1-1)
1935-36	J.B. Andrews	0-12		1981-82	Don Haskins	20-8	
1936-37	Marshall Pennington	2-16		1982-83	Don Haskins	19-10	NIT (0-1)
1937-38	Marshall Pennington	4-17		1983-84	Don Haskins	27-4	NCAA (0-1)
1938-39	Marshall Pennington	6-13		1984-85	Don Haskins	22-10	NCAA (1-1)
1939-40	Marshall Pennington	15-11		1985-86	Don Haskins	27-6	NCAA (0-1)
1940-41	Marshall Pennington	14-9		1986-87	Don Haskins	25-7	NCAA (1-1)
1941-42	Marshall Pennington	11-11		1987-88	Don Haskins	23-10	NCAA (0-1)
1942-43	Marshall Pennington	11-6		1988-89	Don Haskins	26-7	NCAA (1-1)
1944-45	Charles Finley	10-12		1989-90	Don Haskins	21-11	NCAA (0-1)
1945-46	Dale Waters	8-10		1990-91	Don Haskins	16-13	
1946-47	Dale Waters	12-8		1991-92	Don Haskins	27-7	NCAA (2-1)
1947-48	Ross Moore	13-16		1992-93	Don Haskins	21-13	NIT (1-1)
1948-49	Dale Waters	8-12		1993-94	Don Haskins	18-12	
1949-50	Ross Moore	17-13		1994-95	Don Haskins	20-10	NIT (1-1)
1950-51	Dale Waters	10-15		1995-96	Don Haskins	12-16	
1951-52	Dale Waters	8-17		1996-97	Don Haskins	13-13	
1952-53	Dale Waters	5-21		1997-98	Don Haskins	12-14	
1953-54	George McCarty	8-14		1998-99	Don Haskins	16-12	
1954-55	George McCarty	14-7		1999-00	Jason Rabedeaux	13-15	
1955-56	George McCarty	12-10		2000-01	Jason Rabedeaux	23-9	NIT (1-1)
1956-57	George McCarty	15-8		2001-02	Jason Rabedeaux	10-22	
1957-58	George McCarty	14-10		2002-03	Billy Gillispie	6-24	
1958-59	George McCarty	14-9		2003-04	Billy Gillispie	24-8	NCAA (0-1)
1959-60	Harold Davis	6-19		2004-05	Doc Sadler	27-8	NCAA (0-1)
1960-61	Harold Davis	12-12		2005-06	Doc Sadler	21-10	NIT (1-1)
1961-62	Don Haskins	18-6					
1962-63	Don Haskins	19-7	NCAA (0-1)				
1963-64	Don Haskins	25-3	NCAA (2-1)				
1964-65	Don Haskins	16-9	NIT (0-1)				
1965-66	Don Haskins	28-1	NCAA (6-0)				

85 seasons **1,155-880 (.568)**



Maurice Thomas

2005-2006 FINAL STANDINGS

	C-USA GAMES				ALL GAMES				N	L10
	W-L	PCT.	H	A	W-L	PCT.	H	A		
% - Memphis	13-1	.929	7-0	6-1	33-4	.892	19-1	10-1	4-2	8-2
UAB	12-2	.857	7-0	5-2	24-7	.774	14-1	7-5	3-1	8-2
UTEP	11-3	.786	7-0	4-3	21-10	.677	15-2	5-7	1-1	6-4
Houston	9-5	.643	6-1	3-4	21-10	.677	13-2	7-8	1-0	6-4
UCF	7-7	.500	4-3	3-4	14-15	.429	10-5	3-7	1-3	5-5
Tulsa	6-8	.429	5-2	1-6	11-17	.393	8-5	3-11	0-1	4-6
Rice	6-8	.429	3-4	3-4	12-16	.429	9-5	3-7	0-4	3-7
Tulane	6-8	.429	4-3	2-5	12-17	.414	9-4	2-11	1-2	5-5
Marshall	5-9	.357	4-3	1-6	12-16	.429	7-6	3-8	3-1	3-7
SMU	4-10	.286	3-4	1-6	13-16	.448	9-6	3-9	1-1	3-7
Southern Miss	3-11	.214	3-4	0-7	10-21	.323	8-8	0-10	2-3	3-7
East Carolina	2-12	.143	2-5	0-7	8-20	.286	7-8	1-11	0-1	2-8

% - C-USA Regular Season Champions

- C-USA Tournament Champions

2006 C-USA Men's Basketball Championship

FedExForum, Memphis, Tenn.

Wednesday, March 8

(10) SMU 61, (7) Rice 59
 (11) Southern Miss 66, (6) Tulsa 61
 (8) Tulane 64, (9) Marshall 58
 (5) UCF 65, (12) East Carolina 52

Thursday, March 9

Quarterfinals

(2) UAB 69, SMU 55
 (3) UTEP 66, Southern Miss 47
 (1) Memphis 75, Tulane 56
 (4) Houston 71, UCF 52

Friday, March 10

Semifinals

Memphis 68, Houston 54
 UAB 63, UTEP 60

Saturday, March 11

Championship Game

Memphis 57, UAB 46

2006 NCAA Championship

Friday, March 17

Oakland Regional

American Airlines Center, Dallas, Texas

(1) Memphis 94, (16) Oral Roberts 78

Washington, D.C. Regional

Wachovia Center, Philadelphia, Pa.

(8) Kentucky 69, (9) UAB 64

Sunday, March 19

American Airlines Center, Dallas, Texas

(1) Memphis 72, (9) Bucknell 56

Thursday, March 23

Oakland Arena, Oakland, Calif.

(1) Memphis 80, (13) Bradley 64

Saturday, March 25

Oakland Arena, Oakland, Calif.

(2) UCLA 50, (1) Memphis 45

2006 NIT

First Round

Tuesday, March 14

UTEP 86, Lipscomb 66

Wednesday, March 15

Houston 77, BYU 67

Second Round

Thursday, March 16

Michigan 82, UTEP 67

Monday, March 20

Missouri State 60, Houston 59

C-USA AWARDS

(Returnees in Bold)

ALL-CONFERENCE FIRST TEAM

Morris Almond, Rice

Rodney Carney, Memphis
 Cardell "Squeaky" Johnson, UAB
 John Tofi, UTEP
 Darius Washington Jr., Memphis

ALL-CONFERENCE SECOND TEAM

Ramon Dyer, Houston
Oliver Lafayette, Houston
 Marvett McDonald, UAB
 Corey Rouse, East Carolina
 Jason Williams, UTEP

ALL-CONFERENCE THIRD TEAM

Quincy Davis, Tulane
 Bryan Hopkins, SMU
 Mark Patton, Marshall
Lanny Smith, Houston
 Shawne Williams, Memphis

ALL-FRESHMAN TEAM

Courtney Beasley, Southern Miss
Chris Douglas-Roberts, Memphis
Sam Hinnant, East Carolina
Markel Humphrey, Marshall
 Shawne Williams, Memphis

PLAYER OF THE YEAR

Rodney Carney, F, Memphis

DEFENSIVE PLAYER OF THE YEAR

Cardell "Squeaky" Johnson, G, UAB

FRESHMAN OF THE YEAR

Shawne Williams, F/G, Memphis

SIXTH PLAYER OF THE YEAR

Anthony Price, C, Tulsa

COACH OF THE YEAR

John Calipari, Memphis

ALL-TOURNAMENT TEAM

Rodney Carney, Memphis
Joey Dorsey, Memphis
 Cardell "Squeaky" Johnson, UAB
 Jason Williams, UTEP
 Shawne Williams, Memphis (MVP)

2005-06 PLAYERS OF THE WEEK

N22 Corey Rouse, East Carolina
 N28 Squeaky Johnson, UAB
D5 Oliver Lafayette, Houston
 D12 Darius Washington Jr., Memphis
D19 Morris Almond, Rice
 D27 Rodney Carney, Memphis
 J2 Marvett McDonald, UAB
 J9 Ramon Dyer, Houston
 Rodney Carney, Memphis
J16 Morris Almond, Rice
 J23 Bryan Hopkins, SMU
 J30 Miguel Ayala, UTEP
 Rodney Carney, Memphis
 F6 Quincy Davis, Tulane
 Ramon Dyer, Houston
 F13 John Tofi, UTEP
 F20 Squeaky Johnson, UAB
 F27 Marvett McDonald, UAB
M6 Morris Almond, Rice

NATIONAL AWARDS

ALL-AMERICANS

**2006
 USBWA**

Second Team All-America
 Rodney Carney, Memphis

All-District IV –
 Rodney Carney, Memphis

All-District VII –

Morris Almond, Rice

NABC

District 7 First Team –
 Rodney Carney, Memphis
District 7 Second Team –
 Darius Washington Jr., Memphis

District 9 Second Team –

Morris Almond, Rice
Lanny Smith, Houston

ESPN.com

Second Team All-America
 Rodney Carney, Memphis

CollegInsider.com

All-America Team
 Rodney Carney, Memphis
Morris Almond, Rice

Bob Cousy Award

Finalists
 Cardell "Squeaky" Johnson, UAB
 Darius Washington Jr., Memphis

SCORING

PLAYER-TEAM	G	FG	3FG	FT	PTS-AVG
ALMOND, Morris-RICE	28	224	48	116	612-21.9
CARNEY, Rodney-MEM	37	220	102	94	636-17.2
LAFAYETTE, Oliver-HOU	31	164	86	74	488-15.7
WILLIAMS, Jason-UTEP	30	163	12	114	452-15.1
PATTON, Mark-MAR	28	151	14	101	417-14.9
McDONALD, Marvett-UAB	31	156	96	51	459-14.8
HOPKINS, Bryan-SMU	22	101	52	64	318-14.5
ROUSE, Corey-ECU	28	140	1	118	399-14.2
PEPPERS, Josh-UCF	29	134	59	69	396-13.7
WASHINGTON, Darius-MEM	35	153	45	119	470-13.4

REBOUNDING

PLAYER-TEAM	G	OFF	DEF	REB-AVG
ROUSE, Corey-ECU	28	110	191	301-10.8
PEARSON, Devon-SMU	29	87	155	242-8.3
DORSEY, Joey-MEM	37	115	163	278-7.5
WILLIAMS, Jason-UTEP	30	79	142	221-7.4
PATTON, Mark-MAR	28	100	89	189-6.8
RAMSDELL, Charles-TLS	28	50	123	173-6.2
WILLIAMS, Shawne-MEM	36	62	160	222-6.2
DYER, Ramon-HOU	31	58	132	190-6.1
PRICE, Anthony-TLS	28	49	116	165-5.9
ALMOND, Morris, RICE	28	49	114	163-5.8

FIELD GOAL PCT (Min. 3.0 made per game)

PLAYER-TEAM	G	FG	FGA	PCT
DAVIS, Quincy-TLN	29	147	253	.581
DOUGLAS-ROBERTS, C.-MEM	34	102	192	.531
ROUSE, Corey-ECU	28	140	266	.526
ALMOND, Morris-RICE	28	224	448	.500
PRICE, Anthony-TLS	28	129	260	.496
WILLIAMS, Jason-UTEP	30	163	335	.487
GOMEZ, David-TLN	29	120	247	.486
THORPE, Jahmar-HOU	31	109	225	.484
PATTON, Mark-MAR	28	151	312	.484
MUKUBU, Wen-UAB	31	98	206	.476

ASSISTS

PLAYER-TEAM	G	ASSISTS	AVG/G
JOHNSON, Carl Dell-UAB	31	194	6.26
WILLIAMS, Lorenzo-RICE	28	170	6.07
MCNEIL, Japhet-ECU	26	146	5.62
SMITH, Lanny-HOU	30	162	5.40
ROSS, Chris-MAR	28	128	4.57
LATHAM, Brian-HOU	31	127	4.10
O'DONNELL, Mike-UCF	29	115	3.97
MORENO, Edgar-UTEP	31	120	3.87
HENDERSON, Kevin-UTEP	31	116	3.74
WILLIAMS, Jason-UTEP	30	108	3.60

FREE THROW PCT (Min. 2.0 made per game)

PLAYER-TEAM	G	FTM	FTA	PCT.
McDADE, Brett-TLS	28	96	114	.842
HOPKINS, Bryan-SMU	22	64	79	.810
ALMOND, Morris-RICE	28	116	146	.795
WILLIAMS, Shawne-MEM	36	114	145	.786
WASHINGTON, Darius-MEM	35	119	152	.783

FREE THROW PCT (Min. 2.0 made per game) – (cont'd.)

WILLINGHAM, Dez-SMU	29	59	77	.766
PATTON, Mark-MAR	28	101	134	.754
MILES, Joe-MAR	27	67	89	.753
SINGLETON, Jarekus-USM	31	79	105	.752
DOUGLAS-ROBERTS, Chris-MEM	34	70	94	.745

STEALS

PLAYER-TEAM	G	STEALS	AVG/G
LAFAYETTE, Oliver-HOU	31	105	3.39
JOHNSON, Carl Dell-UAB	31	80	2.58
HOPKINS, Bryan-SMU	22	52	2.36
LATHAM, Brian-HOU	31	64	2.06
ROSS, Chris-MAR	28	54	1.93
MORENO, Edgar-UTEP	31	57	1.84
DYER, Ramon-HOU	31	55	1.77
MCNEIL, Japhet-ECU	26	46	1.77
HENDERSON, Kevin-UTEP	31	54	1.74
SMITH, Lanny-HOU	30	52	1.73

3-POINT FG PCT (Min. 1.0 made per game)

PLAYER-TEAM	G	3FG	FGA	PCT
JOHNSON, Carl Dell-UAB	31	41	86	.477
ALMOND, Morris-RICE	28	48	108	.444
LINDBECK, Troy-UCF	29	37	92	.402
ROSE, Justin-UCF	28	31	78	.397
CARNEY, Rodney-MEM	37	102	261	.391
AYALA, Miguel-UTEP	24	62	162	.383
DYER, Ramon-HOU	31	66	175	.377
RAMSDELL, Charles-TLS	28	33	88	.375
O'DONNELL, Mike-UCF	29	52	140	.371
PEPPERS, Josh-UCF	29	59	160	.369

3-POINT FG MADE

PLAYER-TEAM	G	3FG	AVG/G
McDONALD, Marvett-UAB	31	96	3.10
LAFAYETTE, Oliver-HOU	31	86	2.77
CARNEY, Rodney-MEM	37	102	2.76
AYALA, Miguel-UTEP	24	62	2.58
HOPKINS, Bryan-SMU	22	52	2.36
INGRAM, Jeremy-ECU	21	46	2.19
DYER, Ramon-HOU	31	66	2.13
PEPPERS, Josh-UCF	29	59	2.03
SMITH, Lanny-HOU	30	58	1.93
MOORE, Chris-TLN	29	53	1.83

BLOCKED SHOTS

PLAYER-TEAM	G	BLOCKS	AVG/G
DORSEY, Joey-MEM	37	66	1.78
DAVIS, Quincy-TLN	29	46	1.59
PATTON, Mark-MAR	28	39	1.39
WILLIAMS, Shawne-MEM	36	49	1.36
STITH, Donnie-TLN	29	33	1.14
WILLIAMS, Anthony-UCF	29	33	1.14
DOZIER, Robert-MEM	37	42	1.14
PRICE, Anthony-TLS	28	30	1.07
ROUSE, Corey-ECU	28	30	1.07
DYER, Ramon-HOU	31	33	1.06

SCORING OFFENSE

TEAM	G	W-L	PTS	AVG/G
Memphis	37	33-4	2961	80.0
UAB	31	24-7	2306	74.4
Houston	31	21-10	2245	72.4
Rice	28	12-16	1897	67.8
UTEP	31	21-10	2074	66.9
SMU	29	13-16	1921	66.2
Marshall	28	12-16	1845	65.9
UCF	29	14-15	1836	63.3
Tulane	29	12-17	1833	63.2
East Carolina	28	8-20	1747	62.4
Tulsa	28	11-17	1714	61.2
Southern Miss	31	10-21	1879	60.6

SCORING DEFENSE

TEAM	G	PTS	AVG/G
UTEP	31	1843	59.5
UCF	29	1839	63.4
SMU	29	1859	64.1
Houston	31	2015	65.0
Memphis	37	2422	65.5
Tulsa	28	1833	65.5
UAB	31	2035	65.6
Tulane	29	1924	66.3
East Carolina	28	1874	66.9
Southern Miss	31	2098	67.7
Marshall	28	1936	69.1
Rice	28	1963	70.1

SCORING MARGIN

TEAM	G	OFF	DEF	MARGIN
Memphis	37	80.0	65.5	+14.6
UAB	31	74.4	65.6	+8.7
UTEP	31	66.9	59.5	+7.5
Houston	31	72.4	65.0	+7.4
SMU	29	66.2	64.1	+2.1
UCF	29	63.3	63.4	-0.1
Rice	28	67.8	70.1	-2.4
Tulane	29	63.2	66.3	-3.1
Marshall	28	65.9	69.1	-3.2
Tulsa	28	61.2	65.5	-4.2
East Carolina	28	62.4	66.9	-4.5
Southern Miss	31	60.6	67.7	-7.1

FREE THROW PERCENTAGE

TEAM	G	FTM	FTA	PCT.
Rice	28	425	582	.730
SMU	29	407	580	.702
Tulsa	28	400	576	.694
Southern Miss	31	465	672	.692
Memphis	37	616	903	.682
Marshall	28	384	569	.675
Tulane	29	439	652	.673
UTEP	31	459	695	.660
UAB	31	440	680	.647
Houston	31	407	631	.645
UCF	29	320	498	.643
East Carolina	28	402	627	.641

FIELD GOAL PERCENTAGE

TEAM	G	FG	FGA	PCT
UAB	31	822	1816	.453
Memphis	37	1034	2291	.451
UTEP	31	723	1610	.449
Tulane	29	640	1450	.441
Rice	28	674	1550	.435
UCF	29	655	1509	.434
SMU	29	686	1588	.432
Tulsa	28	585	1386	.422
Southern Miss	31	652	1545	.422
Houston	31	776	1908	.407
Marshall	28	640	1579	.405
East Carolina	28	586	1483	.395

FIELD GOAL PCT DEFENSE

TEAM	G	FG	FGA	PCT
Memphis	37	795	2094	.380
Tulane	29	634	1603	.396
UTEP	31	668	1645	.406
Tulsa	28	613	1507	.407
SMU	29	657	1615	.407
UCF	29	625	1511	.414
UAB	31	699	1672	.418
Houston	31	686	1630	.421
East Carolina	28	628	1455	.432
Marshall	28	695	1610	.432
Rice	28	711	1643	.433
Southern Miss	31	692	1518	.456

3-POINT FIELD GOAL PERCENTAGE

TEAM	G	FG	FGA	PCT.
UCF	29	206	565	.365
Memphis	37	277	783	.354
UTEP	31	169	484	.349
UAB	31	222	647	.343
Rice	28	124	368	.337
Houston	31	286	854	.335
Tulsa	28	144	441	.327
Tulane	29	114	361	.316
SMU	29	142	454	.313
Southern Miss	31	110	359	.306
Marshall	28	181	595	.304
East Carolina	28	173	573	.302

3-POINT FIELD GOAL PCT DEFENSE

TEAM	G	FG	FGA	PCT
Memphis	37	197	651	.303
Tulsa	28	151	495	.305
Marshall	28	165	529	.312
Houston	31	165	522	.316
UCF	29	160	487	.329
Rice	28	208	620	.335
SMU	29	160	473	.338
East Carolina	28	179	529	.338
UAB	31	203	581	.349
UTEP	31	202	568	.356
Tulane	29	195	542	.360
Southern Miss	31	208	544	.382

REBOUNDING MARGIN

TEAM	G	TEAM	AVG	OPP	AVG	MARGIN
Memphis	37	1528	41.3	1281	34.6	+6.7
UTEP	31	1108	35.7	962	31.0	+4.7
SMU	29	1059	36.5	980	33.8	+2.7
Tulane	29	1040	35.9	964	33.2	+2.6
Southern Miss	31	1004	32.4	933	30.1	+2.3
UCF	29	999	34.4	939	32.4	+2.1
Tulsa	28	995	35.5	960	34.3	+1.2
Marshall	28	1024	36.6	995	35.5	+1.0
East Carolina	28	975	34.8	976	34.9	+0.0
Rice	28	948	33.9	1050	37.5	-3.6
Houston	31	1071	34.5	1262	40.7	-6.2
UAB	31	971	31.3	1224	39.5	-8.2

BLOCKED SHOTS

TEAM	G	BLOCKS	AVG/G
Memphis	37	235	6.35
Tulane	29	145	5.00
SMU	29	138	4.76
Houston	31	127	4.10
UCF	29	108	3.72
Tulsa	28	101	3.61
UAB	31	111	3.58
Rice	28	82	2.93
UTEP	31	89	2.87
Marshall	28	73	2.61
East Carolina	28	46	1.64
Southern Miss	31	47	1.52

ASSISTS

TEAM	G	ASSISTS	AVG/G
UAB	31	482	15.55
UTEP	31	478	15.42
Memphis	37	566	15.30
Houston	31	450	14.52
UCF	29	420	14.48
Rice	28	386	13.79
Tulane	29	396	13.66
Marshall	28	376	13.43
East Carolina	28	376	13.43
SMU	29	376	12.97
Tulsa	28	336	12.00
Southern Miss	31	347	11.19

STEALS

TEAM	G	STEALS	AVG/G
Houston	31	385	12.42
UAB	31	337	10.87
Memphis	37	361	9.76
Marshall	28	218	7.79
Rice	28	216	7.71
UTEP	31	239	7.71
SMU	29	222	7.66
East Carolina	28	196	7.00
UCF	29	186	6.41
Tulane	29	185	6.38
Tulsa	28	174	6.21
Southern Miss	31	181	5.84

SCORING

PLAYER-TEAM	G	FG	3FG	FT	PTS	AVG.
ALMOND, Morris-RICE	14	118	22	93	351	25.1
CARNEY, Rodney-MEM	14	85	38	44	252	18.0
McDONALD, Marvett-UAB	14	71	43	40	225	16.1
WILLIAMS, Jason-UTEP	14	75	4	55	209	14.9
HOPKINS, Bryan-SMU	14	66	30	45	207	14.8
PATTON, Mark-MAR	14	74	8	51	207	14.8
WASHINGTON, Darius-MEM	14	66	25	45	202	14.4
DAVIS, Quincy-TLN	14	76	1	48	201	14.4
DYER, Ramon-HOU	14	72	38	16	198	14.1
SMITH, Lanny-HOU	14	67	35	26	195	13.9

REBOUNDING

PLAYER-TEAM	G	OFF	DEF	TOT	AVG/G
ROUSE, Corey-ECU	14	54	95	149	10.6
TOFI, John-UTEP	11	37	59	96	8.7
PEARSON, Devon-SMU	14	33	78	111	7.9
DYER, Ramon-HOU	14	33	78	111	7.9
WILLIAMS, Jason-UTEP	14	41	68	109	7.8
DAVIS, Quincy-TLN	14	40	56	96	6.9
ALMOND, Morris-RICE	14	22	73	95	6.8
PATTON, Mark-MAR	14	46	48	94	6.7
WILLIAMS, Anthony-UCF	14	33	56	89	6.4
DORSEY, Joey-MEM	14	35	53	88	6.3

FIELD GOAL PCT (Min. 3.0 made per game)

PLAYER-TEAM	G	FG	FGA	PCT.
DAVIS, Quincy-TLN	14	76	125	.608
TOFI, John-UTEP	11	49	89	.551
PRICE, Anthony-TLS	14	64	121	.529
ROUSE, Corey-ECU	14	70	139	.504
GOMEZ, David-TLN	14	59	118	.500
PATTON, Mark-MAR	14	74	151	.490
ALMOND, Morris-RICE	14	118	244	.484
DELANEY, Paul-UAB	14	42	87	.483
ROBERTS, Derrick-SMU	14	52	109	.477
ROSE, Justin-UCF	13	51	107	.477

ASSISTS

PLAYER-TEAM	G	ASSISTS	AVG/G
JOHNSON, Carldell-UAB	14	90	6.43
WILLIAMS, Lorenzo-RICE	14	89	6.36
LATHAM, Brian-HOU	14	72	5.14
ROSS, Chris-MAR	14	72	5.14
MCNEIL, Japhet-ECU	12	58	4.83
SMITH, Lanny-HOU	14	64	4.57
O'DONNELL, Mike-UCF	14	54	3.86
MORENO, Edgar-UTEP	14	53	3.79
WILLIAMS, Ryan-TLN	14	48	3.43
HENDERSON, Kevin-UTEP	14	48	3.43

FREE THROW PCT (Min. 2.0 made per game)

PLAYER-TEAM	G	FTM	FTA	PCT.
McDONALD, Marvett-UAB	14	40	47	.851
HOPKINS, Bryan-SMU	14	45	54	.833
WILLIAMS, Shawne-MEM	13	43	52	.827
SINGLETON, Jarekus-USM	14	47	57	.825
ALMOND, Morris-RICE	14	93	113	.823
PATTON, Mark-MAR	14	51	62	.823
McDADE, Brett-TLS	14	49	60	.817
WILLIAMS, Lorenzo-RICE	14	32	40	.800
CARNEY, Rodney-MEM	14	44	57	.772
PEPPERS, Josh-UCF	14	39	51	.765

STEALS

PLAYER-TEAM	G	STEALS	AVG/G
LAFAYETTE, Oliver-HOU	14	43	3.07
HOPKINS, Bryan-SMU	14	36	2.57
JOHNSON, Carldell-UAB	14	34	2.43
ROSS, Chris-MAR	14	32	2.29
DYER, Ramon-HOU	14	30	2.14
ALMOND, Morris-RICE	14	27	1.93
BEASLEY, Courtney-USM	14	27	1.93
LATHAM, Brian-HOU	14	26	1.86
MORENO, Edgar-UTEP	14	25	1.79
ROSE, Justin-UCF	13	22	1.69

3-POINT FG PCT (Min. 1.0 made per game)

PLAYER-TEAM	G	3FG	FGA	PCT.
JOHNSON, Carldell-UAB	14	20	41	.488
DYER, Ramon-HOU	14	38	87	.437
REESE, Ray-TLS	14	15	35	.429
ROSE, Justin-UCF	13	14	33	.424
O'DONNELL, Mike-UCF	14	32	77	.416
SMITH, Lanny-HOU	14	35	86	.407
CARNEY, Rodney-MEM	14	38	95	.400
MILES, Joe-MAR	13	26	65	.400
CRAFT, Craig-USM	14	16	40	.400
RAMSDHELL, Charles-TLS	14	17	43	.395

3-POINT FG MADE

PLAYER-TEAM	G	3FG	AVG/G
McDONALD, Marvett-UAB	14	43	3.07
CARNEY, Rodney-MEM	14	38	2.71
DYER, Ramon-HOU	14	38	2.71
SMITH, Lanny-HOU	14	35	2.50
O'DONNELL, Mike-UCF	14	32	2.29
HOPKINS, Bryan-SMU	14	30	2.14
MILES, Joe-MAR	13	26	2.00
LAFAYETTE, Oliver-HOU	14	27	1.93
INGRAM, Jeremy-ECU	14	27	1.93
PEPPERS, Josh-UCF	14	26	1.86

BLOCKED SHOTS

PLAYER-TEAM	G	BLOCKS	AVG/G
FALL, Bamba-SMU	14	47	3.36
DORSEY, Joey-MEM	14	23	1.64
TOFI, John-UTEP	11	18	1.64
WILLIAMS, Shawne-MEM	13	20	1.54
DAVIS, Quincy-TLN	14	20	1.43
DYER, Ramon-HOU	14	20	1.43
PATTON, Mark-MAR	14	18	1.29
DOZIER, Robert-MEM	14	16	1.14
WILLIAMS, Anthony-UCF	14	15	1.07
KINNARD, Lawrence-UAB	14	14	1.00
PRICE, Anthony-TLS	14	14	1.00

SCORING OFFENSE

TEAM	G	W-L	PTS	AVG/G
Memphis	14	13-1	1133	80.9
UAB	14	12-2	1063	75.9
Houston	14	9-5	956	68.3
Rice	14	6-8	930	66.4
Marshall	14	5-9	895	63.9
UCF	14	7-7	895	63.9
SMU	14	4-10	888	63.4
UTEP	14	11-3	878	62.7
Southern Miss	14	3-11	843	60.2
Tulane	14	6-8	839	59.9
Tulsa	14	6-8	833	59.5
East Carolina	14	2-12	817	58.4

SCORING DEFENSE

TEAM	G	PTS	AVG/G
UTEP	14	784	56.0
Houston	14	890	63.6
Tulsa	14	900	64.3
UCF	14	907	64.8
Memphis	14	907	64.8
Tulane	14	908	64.9
East Carolina	14	916	65.4
SMU	14	929	66.4
UAB	14	943	67.4
Southern Miss	14	949	67.8
Marshall	14	964	68.9
Rice	14	973	69.5

SCORING MARGIN

TEAM	G	OFF	DEF	MARGIN
Memphis	14	80.9	64.8	+16.1
UAB	14	75.9	67.4	+8.6
UTEP	14	62.7	56.0	+6.7
Houston	14	68.3	63.6	+4.7
UCF	14	63.9	64.8	-0.9
SMU	14	63.4	66.4	-2.9
Rice	14	66.4	69.5	-3.1
Tulsa	14	59.5	64.3	-4.8
Marshall	14	63.9	68.9	-4.9
Tulane	14	59.9	64.9	-4.9
East Carolina	14	58.4	65.4	-7.1
Southern Miss	14	60.2	67.8	-7.6

FREE THROW PERCENTAGE

TEAM	G	FTM	FTA	PCT
Rice	14	247	329	.751
SMU	14	194	272	.713
Memphis	14	273	387	.705
Southern Miss	14	222	315	.705
Tulsa	14	188	273	.689
Tulane	14	200	292	.685
Marshall	14	186	272	.684
UAB	14	237	347	.683
UCF	14	166	244	.680
East Carolina	14	183	274	.668
UTEP	14	214	324	.660
Houston	14	161	265	.608

FIELD GOAL PERCENTAGE

TEAM	G	FG	FGA	PCT
UAB	14	361	802	.450
Memphis	14	379	846	.448
Rice	14	317	729	.435
Tulane	14	295	680	.434
UTEP	14	298	696	.428
UCF	14	313	742	.422
Tulsa	14	283	683	.414
SMU	14	313	762	.411
Southern Miss	14	284	701	.405
Marshall	14	308	768	.401
Houston	14	333	847	.393
East Carolina	14	275	758	.363

FIELD GOAL PCT DEFENSE

TEAM	G	FG	FGA	PCT
UTEP	14	294	755	.389
Memphis	14	310	773	.401
Houston	14	298	742	.402
Tulsa	14	296	729	.406
SMU	14	324	796	.407
Tulane	14	317	778	.407
UCF	14	293	700	.419
UAB	14	321	759	.423
East Carolina	14	317	746	.425
Rice	14	340	785	.433
Marshall	14	348	780	.446
Southern Miss	14	301	671	.449

3-POINT FIELD GOAL PERCENTAGE

TEAM	G	FG	FGA	PCT
UCF	14	103	271	.380
UAB	14	104	290	.359
Memphis	14	102	290	.352
Tulsa	14	79	227	.348
Houston	14	129	386	.334
Rice	14	49	151	.325
Southern Miss	14	53	164	.323
UTEP	14	68	211	.322
SMU	14	68	215	.316
Marshall	14	93	298	.312
Tulane	14	49	168	.292
East Carolina	14	84	307	.274

3-POINT FIELD GOAL PCT DEFENSE

TEAM	G	FG	FGA	PCT
Houston	14	72	242	.298
Memphis	14	65	217	.300
Tulsa	14	75	250	.300
East Carolina	14	79	254	.311
Marshall	14	77	240	.321
Rice	14	107	331	.323
UTEP	14	76	234	.325
UCF	14	79	231	.342
Southern Miss	14	83	238	.349
SMU	14	82	233	.352
UAB	14	96	265	.362
Tulane	14	90	243	.370

REBOUNDING MARGIN

TEAM	G	TEAM	AVG	OPP	AVG	MARGIN
Memphis	14	562	40.1	466	33.3	+6.9
UTEP	14	516	36.9	429	30.6	+6.2
UCF	14	484	34.6	440	31.4	+3.1
Tulane	14	485	34.6	465	33.2	+1.4
Tulsa	14	487	34.8	480	34.3	+0.5
Southern Miss	14	443	31.6	443	31.6	+0.0
Rice	14	480	34.3	482	34.4	-0.1
SMU	14	503	35.9	511	36.5	-0.6
Marshall	14	480	34.3	497	35.5	-1.2
East Carolina	14	494	35.3	519	37.1	-1.8
Houston	14	507	36.2	567	40.5	-4.3
UAB	14	422	30.1	564	40.3	-10.1

BLOCKED SHOTS

TEAM	G	BLOCKS	AVG/G
Memphis	14	91	6.50
SMU	14	67	4.79
Houston	14	62	4.43
Tulane	14	59	4.21
Tulsa	14	53	3.79
UTEP	14	51	3.64
UAB	14	50	3.57
Marshall	14	39	2.79
UCF	14	39	2.79
Rice	14	35	2.50
East Carolina	14	20	1.43
Southern Miss	14	16	1.14

ASSISTS

TEAM	G	ASSISTS	AVG/G
UAB	14	216	15.43
Memphis	14	214	15.29
Houston	14	209	14.93
Marshall	14	196	14.00
UCF	14	193	13.79
UTEP	14	185	13.21
East Carolina	14	181	12.93
Rice	14	176	12.57
Tulane	14	174	12.43
Tulsa	14	168	12.00
SMU	14	166	11.86
Southern Miss	14	144	10.29

STEALS

TEAM	G	STEALS	AVG/G
Houston	14	157	11.21
UAB	14	152	10.86
Memphis	14	140	10.00
Rice	14	111	7.93
Marshall	14	108	7.71
SMU	14	102	7.29
UCF	14	100	7.14
UTEP	14	96	6.86
Tulane	14	94	6.71
Southern Miss	14	90	6.43
East Carolina	14	85	6.07
Tulsa	14	82	5.86

INDIVIDUAL PLAYER GAME HIGHS (ALL GAMES)

POINTS	40	ALMOND, Morris (Rice) vs SMU	3/04/06
FIELD GOALS MADE	14	ROUSE, Corey (East Carolina) vs North Carolina A&T	11/18/05
	14	CARNEY, Rodney (Memphis) vs Louisiana Tech	12/20/05
	14	ALMOND, Morris (Rice) vs Texas Southern	12/21/05
	14	ALMOND, Morris (Rice) vs SMU	3/04/06
FIELD GOAL ATTEMPTS	26	ALMOND, Morris (Rice) at SMU	1/21/06
FIELD GOAL PERCENTAGE	1.000 (9-9)	HOLMES, Frank (UAB) at Marshall	1/14/06
3 PT FG MADE	8	MCDONALD, Marvett (UAB) at SMU	2/25/06
3 PT FG ATTEMPTS	15	LAFAYETTE, Oliver (Houston) at East Carolina	2/4/06
3 PT PERCENTAGE	1.000 (5-5)	MOORE, Chris (Tulane) at UAB	2/15/06
	1.000 (6-6)	O'DONNELL, Mike (UCF) vs UTEP	3/4/06
FREE THROWS MADE	16	TOFI, John (UTEP) at Southern Miss	2/11/06
FREE THROW ATTEMPTS	19	TOFI, John (UTEP) at Southern Miss	2/11/06
FREE THROW PERCENTAGE	1.000 (11-11)	TOFI, John (UTEP) at SMU	1/11/06
REBOUNDS	18	DYER, Ramon (Houston) at East Carolina	2/4/06
ASSISTS	12	MCNEIL, Japhet (East Carolina) vs Saint Paul's	1/7/06
STEALS	12	JOHNSON, Carldell (UAB) vs South Carolina State	11/27/05
BLOCKED SHOTS	8	ADEIFE, Emmanuel (Houston) vs Florida Tech	11/22/05
TURNOVERS	8	Six Players	

INDIVIDUAL PLAYER GAME HIGHS (C-USA GAMES)

POINTS	40	ALMOND, Morris (Rice) vs SMU	3/04/06
FIELD GOALS MADE	14	ALMOND, Morris (Rice) vs SMU	3/04/06
FIELD GOAL ATTEMPTS	26	ALMOND, Morris (Rice) at SMU	1/21/06
FIELD GOAL PERCENTAGE	1.000 (9-9)	HOLMES, Frank (UAB) at Marshall	1/14/06
3 PT FG MADE	8	MCDONALD, Marvett (UAB) at SMU	2/25/06
3 PT FG ATTEMPTS	15	LAFAYETTE, Oliver (Houston) at East Carolina	2/4/06
3 PT PERCENTAGE	1.000 (6-6)	O'DONNELL, Mike (UCF) vs UTEP	3/4/06
	1.000 (5-5)	MOORE, Chris (Tulane) at UAB	2/15/06
FREE THROWS MADE	16	TOFI, John (UTEP) at Southern Miss	2/11/06
FREE THROW ATTEMPTS	19	TOFI, John (UTEP) at Southern Miss	2/11/06
FREE THROW PERCENTAGE	1.000 (11-11)	TOFI, John (UTEP) at SMU	1/11/06
REBOUNDS	18	DYER, Ramon (Houston) at East Carolina	2/4/06
ASSISTS	11	WILLIAMS, Lorenzo (Rice) vs UAB	1/18/06
	11	MCNEIL, Japhet (East Carolina) at Marshall	2/1/06
	11	ROSS, Chris (Marshall) vs Rice	2/08/06
	11	JOHNSON, Carldell (UAB) vs Tulane	2/15/06
STEALS	7	FORTE, Jason (Southern Miss) at Tulane	3/1/06
	7	MOORE, Chris (Tulane) at Tulsa	3/04/06
BLOCKED SHOTS	6	DYER, Ramon (Houston) vs Marshall	1/28/06
	6	FALL, Bamba (SMU) at Tulsa	2/22/06
TURNOVERS	8	CROW, Darold (Tulsa) at UAB	1/11/06

TEAM GAME HIGHS (ALL GAMES)

POINTS	131	Houston vs Florida Tech	11/22/05
FIELD GOALS MADE	46	Houston vs Florida Tech	11/22/05
FIELD GOAL ATTEMPTS	89	Houston vs Florida Tech	11/22/05
FIELD GOAL PERCENTAGE	.694 (34-49)	SMU vs Savannah State	12/19/05
3 PT FG MADE	19	Houston vs Florida Tech	11/22/05
3 PT FG ATTEMPTS	43	Houston at Missouri State	3/20/06
3 PT PERCENTAGE	.800 (8-10)	Rice at Southern Miss	1/25/06
FREE THROWS MADE	35	SMU vs Centenary	11/22/05
FREE THROW ATTEMPTS	48	UTEP at Southern Miss	2/11/06
FREE THROW PERCENTAGE	1.000 (10-10)	SMU vs Oklahoma	1/3/06
	1.000 (14-14)	East Carolina vs Marshall	2/18/06
REBOUNDS	65	Memphis vs Lamar	11/28/05
ASSISTS	33	Houston vs Florida Tech	11/22/05
STEALS	23	UAB vs South Carolina State	11/27/05
	23	UAB vs Centenary	12/19/05
BLOCKED SHOTS	15	Memphis vs Jackson State	11/30/05
TURNOVERS	39	Tulsa at UAB	1/11/06
FOULS	31	Houston at UNLV	12/20/05

TEAM GAME HIGHS (C-USA GAMES)

POINTS	105	Memphis at Tulane	2/18/06
FIELD GOALS MADE	42	Memphis at Tulane	2/18/06
FIELD GOAL ATTEMPTS	78	Marshall vs Rice	2/8/06
FIELD GOAL PERCENTAGE	.585 (24-41)	Rice at Southern Miss	1/25/06
3 PT FG MADE	14	Houston at Tulane	1/25/06
3 PT FG ATTEMPTS	38	Houston at Rice	1/11/06
3 PT PERCENTAGE	.800 (8-10)	Rice at Southern Miss	1/25/06
FREE THROWS MADE	33	UTEP at Southern Miss	2/11/06
FREE THROW ATTEMPTS	48	UTEP at Southern Miss	2/11/06
FREE THROW PERCENTAGE	1.000 (14-14)	East Carolina vs Marshall	2/18/06
REBOUNDS	54	Memphis vs UAB	1/26/06
ASSISTS	25	Memphis at Tulane	2/18/06
STEALS	21	UAB vs Tulsa	1/11/06
BLOCKED SHOTS	10	Memphis vs Houston	3/04/06
TURNOVERS	39	Tulsa at UAB	1/11/06
FOULS	30	Memphis at Southern Miss	1/21/06
	30	Tulsa vs UTEP	2/04/06
	30	Southern Miss vs UTEP	2/11/06

C-USA IN THE FINAL POLLS

Associated Press (FINAL)		USA Today/ESPN Coaches (FINAL)	
1.	Duke	1.	Florida
2.	Connecticut	2.	UCLA
3.	Villanova	3.	LSU
4.	MEMPHIS	4.	Connecticut
5.	Gonzaga	5.	Villanova
6.	Ohio State	6.	MEMPHIS
7.	Boston College	7.	Duke
9.	UCLA	8.	George Mason
9.	Texas	9.	Texas
10.	North Carolina	10.	Gonzaga
11.	Florida	11.	Boston College
12.	Kansas	12.	Washington
13.	Illinois	13.	Ohio State
14.	George Washington	14.	North Carolina
15.	Iowa	15.	West Virginia
16.	Pittsburgh	16.	Georgetown
17.	Washington	17.	Illinois
18.	Tennessee	18.	Pittsburgh
19.	LSU	19.	George Washington
20.	Nevada	20.	Tennessee
21.	Syracuse	21.	Wichita State
22.	West Virginia	22.	Kansas
23.	Georgetown	23.	Iowa
24.	Oklahoma	24.	Bradley
25.	UAB	25.	Bucknell
		ARV:	UAB

C-USA VS. THE NATION'S CONFERENCES

Conference	Rec.	Conference	Rec.
America East	0-0	Metro Atlantic Athletic	0-1
Atlantic Coast	0-3	Missouri Valley	2-3
Atlantic 10	3-1	Mountain West	4-5
Atlantic Sun	4-3	Northeast	1-0
Big East	4-5	Ohio Valley	1-2
Big Sky	1-0	Pac-10	2-2
Big South	2-2	Patriot	1-0
Big Ten	1-2	Southeastern	4-7
Big 12	2-7	Southern	3-3
Big West	1-1	Southland	5-5
Colonial	3-2	SWAC	8-0
Horizon	2-1	Sun Belt	4-9
Independents	7-0	Western Athletic	3-0
Ivy	2-1	West Coast	1-0
Mid-American	0-3	Non-Division I	16-2
Mid-Continent	4-3	Total	96-74 (.565)
Mid-Eastern Athletic	5-1		

2005-06 NCAA LEADERS

Here is a look at where Conference USA players and teams ranked among the final national statistical leaders as compiled by the NCAA for the 2005-06 season:

INDIVIDUAL

POINTS PER GAME

Name, School	GMS	PTS	PPG
15. Morris Almond, RICE	28	612	21.9

FIELD GOAL PERCENTAGE

Name, School	GMS	FG	FGA	FG%
21. Quincy Davis, TLN	29	147	253	.581
62t. Corey Rouse, ECU	28	140	266	.526

THREE-POINT FIELD GOALS PER GAME

Name, School	GMS	3FGM	3PG
27t. Marvett McDonald, UAB	31	96	3.1
51. Oliver Lafayette, HOU	31	86	2.8
47. Rodney Carney, MEM	37	102	2.8

THREE-POINT FIELD GOAL PERCENTAGE

Name, School	GMS	3FG	3FGA	3FG%
57. Rodney Carney, MEM	37	102	261	.391
65. Miguel Ayala, UTEP	24	62	162	.383

FREE THROW PERCENTAGE

Name, School	GMS	FT	FTA	FT%
47. Brett McDade, TLS	28	96	114	.842

REBOUNDS PER GAME

Name, School	GMS	REBS	RPG
11t. Corey Rouse, ECU	28	301	10.8
59. Devon Pearson, SMU	29	242	8.3

ASSISTS PER GAME

Name, School	GMS	ASTS	APG
9. Carldeell Johnson, UAB	31	194	6.3
12t. Lorenzo Williams, RICE	28	170	6.1
22. Japhet McNeil, ECU	26	146	5.6
27. Lanny Smith, HOU	30	162	5.4

BLOCKED SHOTS PER GAME

Name, School	GMS	BLKS	BPG
61. Joey Dorsey, MEM	37	66	1.8

STEALS PER GAME

Name, School	GMS	STLS	SPG
2. Oliver Lafayette, HOU	31	105	3.4
20. Carldeell Johnson, UAB	31	80	2.6
29. Bryan Hopkins, SMU	22	52	2.4
65t. Brian Latham, HOU	31	64	2.1

TEAM

Won-Lost Percentage

School	W-L	PCT.
2. Memphis	33-4	.892
17t. UAB	24-7	.774
54t. UTEP	21-10	.677
Houston	21-10	.677

TEAM

Scoring Offense

School	GMS	W-L	PTS	PPG
12. Memphis	37	33-4	2961	80.0
53. UAB	31	24-7	2306	74.4

SCORING DEFENSE

School	GMS	W-L	OPP.PTS	OPP.PPG
15. UTEP	31	21-10	1843	59.5
46. UCF	29	14-15	1839	63.4
65. SMU	29	13-16	1859	64.1

SCORING MARGIN

School	GMS	W-L	PTS	PPG	OPP.PTS	OPP.PPG	SM
5. Memphis	37	33-4	2961	80.0	2422	65.5	+14.6
25. UAB	31	24-7	2306	74.4	2035	65.6	+8.7
39. UTEP	31	21-10	2074	66.9	1843	59.5	+7.5
40. Houston	31	21-10	2245	72.4	2015	65.0	+7.4

FIELD-GOAL PERCENTAGE DEFENSE

School	GMS	W-L	OPP.FG	OPP.FGA	OPP.FG%
2. Memphis	37	33-4	795	2094	38.0
17. Tulane	29	12-17	634	1603	39.6
43. UTEP	31	21-10	668	1645	40.6
44. Tulsa	28	11-17	613	1507	40.7
45. SMU	29	13-16	657	1615	40.7
65. UCF	29	14-15	625	1511	41.4

THREE-POINT FIELD GOALS PER GAME

School	GMS	W-L	3FGM	3PG
7. Houston	31	21-10	286	9.2
62. Memphis	37	33-4	277	7.5

FREE THROW PERCENTAGE

School	GMS	W-L	FT	FTA	FT%
51. Rice	28	12-16	425	582	73.0

REBOUNDING MARGIN

School	GMS	W-L	REB	RPG	OPP.REB	OPP.RPG	RM
9. Memphis	37	33-4	1528	41.3	1281	34.6	+6.7
28. UTEP	31	21-10	1108	35.7	962	31.0	+4.7

ASSISTS PER GAME

School	GMS	W-L	ASTS	APG
54. UAB	31	24-7	482	15.5
62. UTEP	31	21-10	478	15.4
69. Memphis	37	33-4	566	15.3

BLOCKED SHOTS PER GAME

School	GMS	W-L	BLKS	BPG
8. Memphis	37	33-4	235	6.4
26t. Tulane	29	12-17	145	5.0
35. SMU	29	13-16	138	4.8
69t. Houston	31	21-10	127	4.1

STEALS PER GAME

School	GMS	W-L	STLS	SPG
1. Houston	31	21-10	385	12.4
3. UAB	31	24-7	337	10.9
12. Memphis	37	33-4	361	9.8

Individual Single Game Records

ALL GAMES

(Returnees in Bold)

POINTS

42	Junior Blount, TCU, at Tulane	2-26-02
	Melvin Levett, CIN, vs. Eastern Kentucky	12-20-97
41	Andre Owens, HOU, vs. Texas A&M	12-27-03
	Steve Logan, CIN, vs. Southern Miss	2-15-02
	Marcus Moody, MEM, at Oklahoma	12-13-97
	Damien Smith, USM, vs. Mississippi	12-19-95

FIELD GOALS MADE

17	B.B. Waldon, USF, vs. TCU	1-5-02
16	Jerald Honeycutt, TUL, at Xavier	1-16-97
	Melvin Levett, CIN, vs. Eastern Kentucky	12-20-97
15	Mo Finley, UAB, vs. Mississippi State	12-6-03
	Chris Massie, MEM, vs. Tulane	1-7-03
	Elvin Mims, USM, vs. USF	3-2-02
	Junior Blount, TCU, at Tulane	2-26-02
	John Cliff, MQT, at Memphis	2-21-99
	Danny Fortson, CIN, vs. McNeese St.	12-30-95
	Carlos Williams, UAB, vs. Hawaii-Hilo	12-30-95

FIELD GOAL ATTEMPTS

30	Larry Hughes, SLU, at Louisville	1-20-98
29	Andre Owens, HOU vs. Wichita State	2-16-05
	Marques Maybin, LOU, vs. Murray State	12-21-00
	Damien Smith, USM, vs. Mississippi	12-19-95
28	Dajuan Wagner, MEM, at Cincinnati	3-3-02
	Carlos Williams, UAB, at Hawaii-Hilo	12-30-95
27	Leonard Stokes, CIN, vs. UCLA	3-17-01
	Junior Blount, TCU, vs. Northwestern State	11-16-01
	Gee Gervin, HOU, at New Mexico	12-29-98
	Damon Jones, HOU, vs. Tulsa	12-4-96
	Carlos Williams, UAB, vs. Louisville	1-17-96

FIELD GOAL PERCENTAGE (min. 10 attempts)

1.000 (10-10)	Marques Maybin, LOU, at Tulane	2-18-99
.917 (11-12)	Kenyon Martin, CIN, at UNLV	12-19-98
.917 (11-12)	B.B. Waldon, USF, vs. Wisconsin	12-11-99
.909 (10-11)	5 players tied, most recent	
	Anthony Drejai, SLU, vs. Southern Miss	3-13-03

3-POINT FIELD GOALS MADE

10	Brendan Plavich, CHA, vs. Syracuse	11-26-03
	Melvin Levett, CIN, vs. Eastern Kentucky	12-20-97
9	Brendan Plavich, CHA, at TCU	2-25-04
	Taquan Dean, LOU, vs. VMI	12-23-03
	Carter Clement, USM, vs. William Carey	12-22-03
	Demon Brown, CHA, at UAB	1-14-03

3-POINT FIELD GOAL ATTEMPTS

19	Demon Brown, CHA, at USF	2-1-03
18	Demon Brown, CHA, at Appalachian State	11-25-02
17	Brendan Plavich, CHA, at TCU	2-25-04
	Brendan Plavich, CHA, at Syracuse	11-26-03
	Demon Brown, CHA, at Marquette	3-20-03
	Demon Brown, CHA, vs. Houston	2-12-03
	Demon Brown, CHA, at UAB	1-14-03
	Jerald Honeycutt, TUL, vs. Oklahoma State	3-13-97
	Marcus Singer, DPU, vs. Cincinnati	2-22-97

3-POINT FIELD GOAL PERCENTAGE (min. 7 attempts)

.875 (7-8)	Patrick Lewis, TLN, at Saint Louis	2-14-96
.857 (6-7)	Sean Banks, MEM, at Marquette	2-14-04
(6-7)	Drake Diener, DPU, at East Carolina	1-31-04
(6-7)	Sean Banks, MEM, vs. Charlotte	1-17-04
(6-7)	Junior Blount, TCU, at UAB	1-29-03
(6-7)	Mo Finley, UAB, at USF	1-8-03
(6-7)	Cedric Dixon, UAB, vs. USF	2-22-96
(6-7)	Troy Robertson, SLU, vs. Eastern Illinois	12-21-96

FREE THROWS MADE

18	Dominic Smith, HOU, vs. Southern Miss	1-23-02
	Jamal Brown, TCU, vs. UTEP	11-20-01
	Bobby Brannen, CIN, vs. Minnesota	12-17-97
17	Delonte Holland, DPU, at Cincinnati	1-10-04
	Steve Logan, CIN, vs. Mississippi State	12-21-01

FREE THROW ATTEMPTS

23	Jamal Brown, TCU, vs. UTEP	11-20-01
21	Lorenzen Wright, MEM, vs. Georgia St.	12-5-95
20	Jason Maxiell, CIN, at Valparaiso	12-2-03
	Dominic Smith, HOU, vs. Southern Miss	1-23-02
	Larry Hughes, SLU, vs. Marquette	2-25-98
	DeMarco Johnson, CHA, vs. Tulane	2-9-98
	Bobby Brannen, CIN, vs. Minnesota	12-17-97

FREE THROW PERCENTAGE (min. 10 attempts)

1.000 36 Players Tied

OFFENSIVE REBOUNDS

15	Jamal Brown, TCU, vs. North Texas	12-23-01
14	Ellis Myles, LOU, vs. Tennessee State	12-1-01
13	Quentin Richardson, DPU, at Kansas	12-17-98
12	Kelvin Price, CHA, vs. Massachusetts	1-15-98
	Danny Fortson, CIN, vs. USF	2-4-96

DEFENSIVE REBOUNDS

17	Kenyon Martin, CIN, vs. DePaul	2-21-98
16	Andre Brown, DPU, vs. TCU	2-6-02
15	Corey Rouse, ECU, vs. North Carolina A&T	11-18-05
	Danny Fortson, CIN, vs. Arkansas	1-18-97
	Amal McCaskill, MQT, at Memphis	3-8-96
14	Carlos Williams, UAB, vs. Southern Miss	2-15-97
	James Harper, USF, at Florida	12-10-96
	Carlos Williams, UAB, vs. Grambling State	12-1-96

TOTAL REBOUNDS

27	Andre Brown, DPU, at TCU	2-6-02
26	Jamal Brown, TCU, vs. North Texas	12-23-01
24	Erroyl Bing, ECU, vs. USF	1-25-03
23	Ellis Myles, LOU, vs. Tennessee State	12-1-01
	Kenyon Martin, CIN, vs. DePaul	2-21-98
21	Louis Truscott, HOU, at TCU	2-1-03
	Kelly Wise, MEM, at Miami (Fla.)	12-21-00
	Kelly Wise, MEM, at Tennessee	12-5-00

ASSISTS

18	Sean Colson, CHA, vs. Houston	2-28-98
17	Imari Sawyer, DPU, vs. Youngstown State	11-25-01
	Sean Colson, CHA, at Houston	2-8-97
16	Steve Logan, CIN, vs. Coppin State	12-8-01
15	Francisco Garcia, LOU vs. Murray State	1-3-04
14	Reggie Kohn, USF, vs. TCU	1-5-02
	Rashon Burno, DPU vs. Charlotte	1-8-00

BLOCKS

11	Gerrick Morris, USF, vs. George Washington	11-28-00
10	Gerrick Morris, USF, at Houston	2-21-04
	Gerrick Morris, USF, vs. Wright State	11-29-03
	Kenyon Martin, CIN, vs. Memphis	1-19-00
	Kenyon Martin, CIN, vs. DePaul	2-21-98

STEALS

12	Carldell Johnson, UAB, vs. South Carolina St.	11-27-05
10	Altron Jackson, USF, vs. Florida State	1-2-02
9	Damon Cobb, UAB, vs. Tulsa	11-22-98
	Willie Coleman, DPU, vs. Louisville	2-28-98
	Correy Childs, TLN, at Xavier	1-16-97
	Alvin Sims, LOU, vs. Virginia Commonwealth	11-25-95

C-USA REGULAR SEASON GAMES

POINTS

42	Junior Blount, TCU, at Tulane	2-26-02
41	Steve Logan, CIN, vs. Southern Miss	2-15-02
40	Morris Almond, RICE vs. SMU	3-4-06
	Larry Hughes, SLU, at Marquette	1-24-98
39	Marvett McDonald, UAB vs. SMU	2-25-06
	Curtis Withers, CHA at Saint Louis	2-12-05
38	LeDaryl Billingsley, TLN vs. Charlotte	2-14-01
	Dominic Smith, HOU, vs. Southern Miss	1-23-02
37	Omar Sneed, MEM, vs. DePaul	2-11-98
	B.B. Waldon, USF, vs. TCU	1-5-02
	Reece Gaines, LOU, vs. Saint Louis	1-5-02
	John Cliff, MQT, at Memphis	12-21-98

FIELD GOALS MADE

17	B.B. Waldon, USF, vs. TCU	1-17-02
15	Chris Massie, MEM, vs. Tulane	1-7-03
	Elvin Mims, USM, vs. USF	3-2-02
	Junior Blount, TCU, at Tulane	2-26-02
	John Cliff, MQT, at Memphis	12-21-98
14	Morris Almond, RICE vs. SMU	3-4-06
	Elvin Mims, USM, vs. USF	3-2-02
	Reece Gaines, LOU, vs. Saint Louis	2-5-02
	Leonard Stokes, CIN, vs. DePaul	1-16-02
	LeDaryl Billingsley, TLN, vs. Charlotte	2-14-01
	Altron Jackson, USF at Marquette	1-17-01
	Nate Johnson, LOU, at Houston	3-4-00
	Omar Sneed, MEM, vs. DePaul	2-11-98
13	Mark Patton, MAR at SMU	2-15-06
	Morris Almond, RICE at Marshall	2-8-06
	10 others tied	

FIELD GOAL ATTEMPTS

30	Larry Hughes, SLU, at Louisville	1-20-98
28	Dajuan Wagner, MEM, at Cincinnati	3-3-02
27	Carlos Williams, UAB, vs. Louisville	1-17-96
26	Morris Almond, RICE at SMU	1-21-06
	Brian Swift, USF vs. Cincinnati	1-27-05
	Jimmy Baxter, USF, at East Carolina	1-25-03
	P.J. Arnold, UAB at DePaul	2-24-01
	Gee Gervin, HOU, at UAB	2-4-99
25	Andre Owens, HOU vs. Louisville	1-5-05
	Curtis Withers, CHA at Saint Louis	2-12-05
	Greg Johnson, USM, at USF	1-14-03
	B.B. Waldon, USF, vs. TCU	1-5-02
	LeDaryl Billingsley, TLN, vs. Charlotte	2-14-01

FIELD GOAL PERCENTAGE (min. 10 attempts)

1.000 (10-10)	Marques Maybin, LOU, at Tulane	2-18-99
.909 (10-11)	Eric Hicks, CIN at DePaul	2-12-05
.909 (10-11)	Kelly Wise, MEM vs. Tulane	3-1-00
.909 (10-11)	Andre Brown, DPU vs. East Carolina	1-23-02
.900 (9-10)	Amal McCaskill, MQT, vs. Saint Louis	1-7-96
.900 (9-10)	Quincy Davis, TLN, vs. Southern Miss	3-8-03
.857 (12-14)	DeMarco Johnson, CHA, vs. Louisville	1-22-98

3-POINT FIELD GOALS MADE

9	Brendan Plavich, CHA, at TCU	2-25-04
	Demon Brown, CHA, at UAB	1-14-03
8	Marvett McDonald, UAB vs. SMU	2-25-06
	Brendan Plavich, CHA vs. Cincinnati	2-5-05
	Andre Owens, CHA at Marquette	3-2-05
	Demon Brown, CHA, at Houston	3-33-04
	Tony Bobbitt, CIN, vs. USF	2-11-04
	Steve Novak, MQT, at Louisville	1-31-04
	Demon Brown, CHA, at DePaul	1-6-04
	Francisco Garcia, LOU, vs. Cincinnati	2-5-03
	Demon Brown, CHA, at USF	2-1-03
	Reggie Kohn, USF, at TCU	2-16-02
	Steve Logan, CIN, vs. Southern Miss	2-15-02

3-POINT FIELD GOAL ATTEMPTS

19	Demon Brown, CHA, at USF	2-1-03
17	Brendan Plavich, CHA vs. Cincinnati	2-5-05
	Brendan Plavich, CHA, at TCU	2-25-04
	Demon Brown, CHA, at Marquette	3-20-03
	Demon Brown, CHA, vs. Houston	2-12-03
	Demon Brown, CHA, at UAB	1-14-03
	Marcus Singer, DPU, vs. Cincinnati	2-22-97
16	Andre Owens, HOU vs. Louisville	1-5-05
	Rodney Carney, MEM at Saint Louis	3-2-05
	Brendan Plavich, CHA at Louisville	3-3-05
	Demon Brown, CHA, vs. Marquette	1-20-04
15	Five tied, most recent:	
	Oliver Lafayette, HOU vs. East Carolina	2-4-06

3-POINT FIELD GOAL PERCENTAGE

(min. 7 attempts)

.875 (7-8)	Patrick Lewis, TLN, at Saint Louis	2-14-96
.857 (6-7)	Sean Banks, MEM, at Marquette	2-14-04
(6-7)	Drake Diener, DPU, at East Carolina	1-31-04
(6-7)	Sean Banks, MEM, vs. Charlotte	1-17-04
(6-7)	Junior Blount, TCU, at UAB	1-29-03
(6-7)	Mo Finley, UAB, at USF	1-8-03
(6-7)	Cedric Dixon, UAB, vs. USF	2-22-96
.778 (7-9)	Steve Logan, CIN at Louisville	1-13-01
.750 (6-8)	Damon Cobb, UAB, vs. USF	2-26-98
.727 (8-11)	Tony Bobbitt, CIN, vs. USF	2-11-04

FREE THROWS MADE

18	Dominic Smith, HOU, vs. Southern Miss	1-23-02
17	Delonte Holland, DPU, at Cincinnati	1-10-04
16	John Tofi, UTEP at Southern Miss	2-11-06
	Brandon Spann, TLN vs. Southern Miss	2-7-01
	Brian Wardle, MQT, vs. Charlotte	2-13-99
	DeMarco Johnson, CHA, vs. Tulane	2-9-98
15	Leonard Stokes, CIN, vs. Louisville	2-22-03
	Maurice Jeffers, SLU vs. Louisville	1-5-01
14	Donnie Stith, TLN vs. Louisville	1-29-05
	Dwyane Wade, MQT, vs. UAB	3-1-03
	Eric Batchelor, UAB at DePaul	2-24-01
	Bobby Brannen, CIN, vs. Southern Miss	1-15-98
	Galen Robinson, HOU, vs. UAB	1-11-97

FREE THROW ATTEMPTS

20	DeMarco Johnson, CHA, vs. Tulane	2-9-98
	Larry Hughes, SLU, vs. Marquette	2-25-98
	Dominic Smith, HOU, vs. Southern Miss	1-23-02
19	John Tofi, UTEP at Southern Miss	2-11-06
	Terrence Leather, USF, vs. Houston	1-31-04
	Galen Robinson, HOU, vs. UAB	1-11-97
18	Delonte Holland, DPU, at Cincinnati	1-10-04
	Leonard Stokes, CIN, vs. Louisville	2-22-03
	Chudi Chinweze, TCU, vs. UAB	2-18-03
	Will McDonald, USF, at Memphis	1-15-02
	Kenyon Martin, CIN at Houston	2-2-00
	Reece Gaines, LOU vs. Memphis	3-3-01

FREE THROW PERCENTAGE (min. 10 attempts)

1.000 (16-16)	Brian Wardle, MQT, vs. Charlotte	2-13-99
(14-14)	Donnie Stith, TLN vs. Louisville	1-29-05
(14-14)	Bobby Brannen, CIN, vs. Southern Miss	1-15-98
(13-13)	Jarro Lovette, MQT, vs. Louisville	2-20-97
(12-12)	Steve Novak, MQT vs. Houston	3-2-05
(12-12)	Dominic Smith, HOU vs. Charlotte	2-4-01
(12-12)	Gabriel Mikulas, ECU vs. Charlotte	1-12-02
(11-11)	John Tof, UTEP at SMU	1-11-06
(11-11)	Marque Perry, SLU, at East Carolina	3-8-03
(11-11)	Steve Logan, CIN at USF	2-17-97
(11-11)	Anthony Pieper, MQT, at UAB	2-17-97
(11-11)	Anthony Pieper, MQT, at UAB	2-17-97
(11-11)	Alvin Sims, LOU, vs. Cincinnati	1-30-97
(10-10)	Bamba Fall, SMU vs. UAB	2-25-06
(10-10)	Francisco Garcia, LOU vs. TCU	1-8-05
(10-10)	Darius Washington, MEM at UAB	1-22-05
(10-10)	Darius Washington, MEM at TCU	1-29-05

(10-10)	Marcus Shropshire, TCU vs. Southern Miss	1-28-04
(10-10)	Gabriel Mikulas, ECU, vs. Marquette	12-30-03
(10-10)	Reece Gaines, LOU at DePaul	2-12-02
(10-10)	Junior Blount, TCU, vs. DePaul	2-6-02
(10-10)	Jamal Brown, TCU, at USF	1-5-02
(10-10)	Marque Perry, SLU vs. Louisville	2-3-01
(10-10)	Bobby Simmons, DPU at Southern Miss	1-10-01

OFFENSIVE REBOUNDS

12	Danny Fortson, CIN, vs. USF	2-4-96
12	Erroyl Bing, ECU, vs. USF	1-25-03
11	Andre Brown, DPU vs. TCU	2-6-02
	Omar Sneed, MEM, vs. DePaul	2-11-98
10	Quentin Richardson, DPU, vs. Saint Louis	2-11-99
	Quentin Richardson, DPU, vs. UAB	1-14-99
	James Harper, USF, at Southern Miss	2-24-96

DEFENSIVE REBOUNDS

17	Kenyon Martin, CIN, vs. DePaul	2-21-98
16	Andre Brown, DPU, vs. TCU	2-6-02
14	Carlos Williams, UAB, vs. Southern Miss	2-15-97
13	Lorenzen Wright, MEM, at USF	1-14-96
12	Demarcus Gaines, DPU, at UAB	2-2-98
	Kelvin Price, CHA, vs. Marquette	1-13-98

TOTAL REBOUNDS

27	Andre Brown, DPU, vs. TCU	2-6-02
24	Erroyl Bing, ECU, vs. USF	1-25-03
23	Kenyon Martin, CIN, vs. DePaul	2-21-98
21	Louis Truscott, HOU, at TCU	2-1-03
20	Will Campbell, UAB vs. Houston	1-31-01
	Quentin Richardson, DPU, vs. UAB	1-14-99
	Omar Sneed, MEM, vs. DePaul	2-11-98
19	Luke Whitehead, LOU, vs. Marquette	1-31-04
	LeDaryl Billingsley, TLN, at Houston	2-13-99

ASSISTS

18	Sean Colson, CHA, vs. Houston	2-28-98
17	Sean Colson, CHA, at Houston	2-8-97
14	Reggie Kohn, USF at TCU	1-5-02
	Rashon Burno, DPU vs. Charlotte	1-8-00
13	LeAndrew Bass, UAB vs. Tulane	1-7-01
	Sean Colson, CHA, vs. Saint Louis	2-21-98
	Sean Colson, CHA, at DePaul	1-29-98
	Sean Colson, CHA, vs. Louisville	1-22-98
	Cameron Murray, LOU, vs. Saint Louis	1-20-98

BLOCKS

10	Gerrick Morris, USF, at Houston	2-21-04
	Kenyon Martin, CIN vs. Memphis	1-19-00
	Kenyon Martin, CIN, vs. DePaul	2-21-98
9	Gerrick Morris, USF, vs. Southern Miss	2-13-04
	Gerrick Morris, USF, vs. TCU	2-9-04
8	Moussa Badiane, ECU, vs. Memphis	2-11-04
	Kelly Wise, MEM at Southern Miss	1-29-00
	Lawrence Nelson, TLN, at USF	1-24-98
	Lawrence Nelson, TLN, vs. Southern Miss	1-11-97
7	Moussa Badiane, ECU, at UAB	2-14-04
	Jason Maxiell, CIN, vs. Saint Louis	2-12-02
	Kelly Wise, MEM, vs. Marquette	2-21-99
	Beau Zach Smith, LOU, vs. Southern Miss	1-21-96

STEALS

9	Willie Coleman, DPU, vs. Louisville	2-28-98
8	Dominic Smith, HOU vs. Charlotte	2-4-01
	Marlo Miles, TLN vs. Saint Louis	2-19-00
	Bernard Smith, HOU vs. Southern Miss	3-1-00
	B.B. Waldon, USF at Houston	2-19-00
	Galen Young, CHA, vs. Marquette	1-21-99
	Waitari Marsh, TLN, at Memphis	1-14-99
	Willie Coleman, DPU, vs. Tulane	2-25-98
	Michael Horton, CIN, vs. Louisville	1-29-98
	Willie Coleman, DPU, vs. Saint Louis	1-11-98
	Larry Hughes, SLU, at Tulane	1-7-98
	Chris Garner, MEM, at Tulane	2-16-97

ALL GAMES

POINTS

131	Houston, vs. Florida Tech	11-22-05
119	Louisville, vs. Morehead State	12-2-95
117	USF, vs. TCU	1-5-02
116	UAB, vs. Houston	1-9-99
115	Louisville, vs. Tennessee State	12-20-99
	Cincinnati, vs. Houston	12-22-98

POINTS IN A HALF

69	Houston, vs. Florida Tech	11-22-05
68	Cincinnati, vs. DePaul	2-5-98
63	UAB, at Houston	2-21-98
62	Houston, vs. Florida Tech	11-22-05
60	Cincinnati (three times)	

FIELD GOALS MADE

49	USF, vs. TCU	1-5-02
48	Louisville, vs. Tennessee State	12-20-99
47	Louisville, vs. Morehead State	12-6-95
46	Houston, vs. Florida Tech	11-22-05
45	UAB, vs. Houston	1-9-99

FIELD GOAL ATTEMPTS

91	Louisville, vs. Tennessee State	12-20-99
89	Houston, vs. Florida Tech	11-22-05
	USF, vs. TCU	1-5-02
	Cincinnati, vs. Houston	12-22-98
88	East Carolina, vs. USF	1-25-03
87	Louisville, vs. TCU	1-12-02
	Memphis, vs. Eastern Kentucky	12-1-01

FIELD GOAL PERCENTAGE

.700 (35-50)	Houston, vs. Tennessee State	12-30-01
.694 (34-49)	SMU, vs. Savannah State	12-19-05
.673 (35-52)	Houston, at McNeese State	12-6-97
.672 (41-61)	Cincinnati, vs. Eastern Michigan	12-19-96
.667 (34-51)	Tulane, vs. Vanderbilt	12-10-01
.667 (38-57)	Charlotte, at Long Beach State	11-24-01
.667 (34-51)	Tulane, vs. Mount St. Mary's	12-30-95

3-POINT FIELD GOALS MADE

24	Cincinnati, vs. Oakland (MI)	12-5-98
19	Houston, vs. Florida Tech	11-22-05
	Louisville, vs. USF	2-1-02
18	Louisville, vs. VMI	12-23-03
	Cincinnati, vs. Louisiana-Monroe	12-18-01

3-POINT FIELD GOAL ATTEMPTS

48	Cincinnati, vs. Oakland (MI)	12-22-98
45	Charlotte, at Appalachian State	11-25-02
43	Houston, at Missouri State	3-20-06
40	Louisville, vs. TCU	1-12-02
	Southern Miss, vs. Mississippi State	12-16-95

3-POINT FIELD GOAL PERCENTAGE

(Min. 8 Attempts)

.875 (7-8)	TCU, vs. Stephen F. Austin	12-8-03
.800 (8-10)	Rice, at Southern Miss	1-25-06
.800 (8-10)	DePaul, at Saint Louis	1-31-01
.800 (12-15)	Marquette, vs. Tulane	1-27-01
.778 (7-9)	Louisville, at Memphis	2-4-04

FREE THROWS MADE

42	Cincinnati, vs. Louisville	2-22-03
41	Louisville, vs. Texas	12-9-95
38	Cincinnati, vs. UAB	3-6-98
36	Memphis, at USF	2-7-01
35	SMU, vs. Centenary	11-25-05
	Marquette, vs. Savannah State	11-21-03
	Houston, vs. Southern Miss	1-23-02
	Tulane, vs. Centenary	11-20-01

FREE THROW PERCENTAGE

(min. 10 attempts)

1.000	(17-17) Cincinnati, vs. Temple	12-16-95
	(13-13) Saint Louis, vs. Southeast Missouri	12-15-01
	(12-12) Marquette, at East Carolina	12-30-02
	(11-11) Louisville vs. Kentucky	12-18-04
	(10-10) Tulane, vs. Saint Louis	1-7-98
.966	(28-29) Louisville, vs. USF	3-5-97

OFFENSIVE REBOUNDS

33	East Carolina, vs. USF	1-25-03
30	Memphis, vs. Lamar	11-28-05
	Louisville, vs. Morgan State	12-30-98
	Cincinnati, vs. Southwest Missouri State	1-1-97
29	Houston, vs. Florida Tech	11-22-05
	Tulane, at Houston	2-13-99
	DePaul, vs. Marquette	1-26-97
	Charlotte, vs. Marquette	2-15-97

DEFENSIVE REBOUNDS

43	Louisville, vs. Morehead State	12-6-95
42	Louisville, vs. Tennessee State	12-23-96
41	USF, vs. Long Island	12-30-95
40	Cincinnati, vs. George Mason	3-12-99

TOTAL REBOUNDS

71	East Carolina, vs. USF	1-25-03
65	Memphis, vs. Lamar	11-28-05
	USF, vs. Long Island	12-30-95
	UAB, vs. Centenary	2-12-01
64	Louisville, vs. Tennessee State	12-23-96
	Cincinnati, vs. Southwest Missouri State	1-1-97

ASSISTS

37	DePaul, vs. Youngstown State	11-25-01
34	Louisville, vs. VMI	12-23-03
	USF, vs. TCU	1-5-02
33	Houston, vs. Florida Tech	11-22-05
32	Louisville, at Alaska-Anchorage	11-27-99

BLOCKS

18	Louisville, vs. Holy Cross	12-7-03
15	Memphis, vs. Jackson State	11-30-05
	USF, vs. George Washington	11-28-00
	Memphis, vs. Arkansas-Pine Bluff	11-30-98
	Cincinnati, vs. Iowa State	11-26-99
14	Memphis, vs. Saint Louis	2-7-04
	Cincinnati, vs. DePaul	2-21-98

STEALS

24	Houston, vs. Houston Baptist	11-27-96
23	UAB, vs. Centenary	12-19-05
	UAB, vs. South Carolina State	11-27-05
	USF, at Florida Atlantic	12-13-99
22	Louisville, vs. Morgan State	12-30-98

MOST TURNOVERS

42	UAB, vs. Southwestern La.	11-28-97
39	Tulsa, at UAB	1-11-06
32	Houston, vs. Arkansas-Pine Bluff	11-18-97
31	Tulane, at USF	2-27-99

FEWEST TURNOVERS

2	Saint Louis, vs. DePaul	2-11-04
3	East Carolina, vs. Saint Louis	3-8-03
4	Cincinnati, vs. Middle Tennessee State	12-20-03
	USF, vs. East Carolina	2-3-04
	Saint Louis, at Houston	1-18-03
	Southern Miss, vs. USF	2-24-96
	Southern Miss, at Utah State	12-29-95

C-USA REGULAR SEASON GAMES

POINTS

117	USF, vs. TCU	1-5-02
116	UAB, vs. Houston	1-9-99
115	Cincinnati, vs. Houston	12-22-98
109	Cincinnati, at DePaul	2-5-98
108	TCU, at USF	1-5-02
107	Louisville at Southern Miss	1-11-05

POINTS IN A HALF

68	Cincinnati, vs. DePaul	2-5-98
63	UAB, at Houston	2-21-98
56	Charlotte, vs. Houston	2-28-98
54	Cincinnati, vs. Louisville	2-22-03
	Southern Miss, vs. Tulane	2-21-98
	Memphis, vs. Louisville	2-21-98

FIELD GOALS MADE

49	USF vs. TCU	1-5-02
45	UAB, vs. Houston	1-9-99
43	Charlotte, at Louisville	2-11-01
	Cincinnati, vs. Houston	12-22-98
42	Memphis, at Tulane	2-18-06
40	Charlotte, vs. Houston	2-28-98
	Cincinnati, at DePaul	2-5-98

FIELD GOAL ATTEMPTS

89	USF, vs. TCU	1-5-02
	Cincinnati, vs. Houston	12-22-98
88	East Carolina, vs. USF	1-25-03
87	Louisville, vs. TCU	1-12-02
85	Memphis, vs. Houston	1-22-00
83	TCU, vs. Houston	2-9-02
82	DePaul, at TCU	2-6-02

FIELD GOAL PERCENTAGE

.647	(33-51) Louisville, at DePaul	1-7-96
.633	(31-49) Tulane, vs. TCU	2-15-03
.632	(36-57) Southern Miss, vs. USF	3-2-02
.627	(32-51) Memphis, at UAB	3-8-03
.625	(30-48) Cincinnati, vs. Louisville	1-27-00
.617	(47-60) UAB, vs. Memphis	2-16-00

3-POINT FIELD GOALS MADE

19	Louisville, vs. USF	2-1-02
17	Louisville vs. Marquette	1-26-05
16	Memphis, at Marquette	2-14-04
	Charlotte, vs. DePaul	2-28-01
15	TCU at Charlotte	1-26-05
	Charlotte, at USF	2-13-00
14	Houston, at Tulane	1-25-06
	Memphis, vs. Charlotte	1-17-04
	Memphis, vs. Southern Miss	2-1-03
	Louisville, vs. Charlotte	1-8-03
	TCU, at USF	1-5-02
	Charlotte, vs. Louisville	1-22-00
	Charlotte, vs. DePaul	1-8-00
	Cincinnati, vs. Houston	12-22-98

3-POINT FIELD GOAL ATTEMPTS

40	Louisville, vs. TCU	1-12-02
39	TCU, vs. Houston	2-1-03
38	Houston, at Rice	1-11-06
37	Houston, at East Carolina	2-4-06
	Memphis, vs. Charlotte	1-17-04
	Memphis, vs. DePaul	1-13-04
	Louisville, vs. Marquette	1-9-02

3-POINT FIELD GOAL PERCENTAGE

.800	(12-15) Marquette, vs. Tulane	1-27-01
	(8-10) Rice, at Southern Miss	1-25-06
	(8-10) DePaul, at Saint Louis	1-31-01
.778	(7-9) Louisville, at Memphis	2-4-04
.750	(6-8) UAB at Southern Miss	2-3-01
.706	(12-17) Saint Louis, at DePaul	2-21-04
.667	(12-18) TCU, at UAB	1-29-03
	(12-18) UAB, vs. USF	2-22-96
	(10-15) Memphis, at Tulane	2-18-06
	(10-15) Southern Miss, at DePaul	1-31-98
	(6-9) Tulane, at UAB	2-15-06
	(6-9) Marquette, vs. Louisville	2-9-02
	(6-9) Saint Louis, vs. Marquette	2-25-96

FREE THROWS MADE

42	Cincinnati, vs. Louisville	2-22-03
36	Memphis, at USF	2-7-01
35	Houston, vs. Southern Miss	1-23-02
34	TCU, vs. UAB	2-18-03
	Louisville, vs. Cincinnati	1-30-97
33	UTEP, at Southern Miss	2-11-06
	Marquette, vs. UAB	3-1-03
	UAB, vs. USF	1-23-02
32	East Carolina, vs. Memphis	2-11-04
	Charlotte, at East Carolina	2-7-04
	Southern Miss at UAB	2-28-98

FREE THROW ATTEMPTS

58	Cincinnati, vs. Louisville	2-22-03
51	TCU, vs. UAB	2-18-03
50	TCU at Tulane	2-25-05
48	UTEP, at Southern Miss	2-11-06
	Charlotte, vs. East Carolina	2-7-04
	Memphis, at Louisville	2-19-03
	East Carolina, vs. Louisville	1-16-02
46	Memphis, at USF	2-7-01
	UAB, vs. USF	1-15-00

FREE THROW PERCENTAGE

1.000	(14-14) East Carolina, vs. Marshall	2-18-06
	(12-12) Marquette, at East Carolina	12-30-02
	(10-10) Tulane, vs. Saint Louis	1-7-98
.955	(21-22) Marquette, vs. Louisville	2-15-03
.944	(17-18) SMU, vs. UAB	2-25-06
.939	(31-33) Louisville at Southern Miss	1-11-05
.933	(14-15) Louisville, vs. East Carolina	2-19-02
.929	(13-14) Saint Louis, at Memphis	2-7-04

OFFENSIVE REBOUNDS

33	East Carolina, vs. USF	1-25-03
29	Tulane, at Houston	2-13-99
	DePaul, vs. Marquette	1-26-97
	Charlotte, vs. Marquette	2-15-97
27	USF, vs. UAB	1-16-99
	Tulane, at Houston	1-29-98
26	Memphis, at Louisville	2-3-96

DEFENSIVE REBOUNDS

39	Charlotte, vs. DePaul	2-29-96
38	East Carolina, vs. USF	1-25-03
	UAB, at Southern Miss	2-20-99
37	Charlotte, at DePaul	2-4-97
	Marquette, vs. Southern Miss	1-4-97
36	Tulane, at USF	2-27-99
	Charlotte, vs. Memphis	1-10-99
	Marquette, vs. DePaul	3-5-97
	Marquette, at Tulane	2-1-98
	Marquette, vs. USF	2-7-96
	Tulane, vs. DePaul	1-28-96

TOTAL REBOUNDS

71	East Carolina, vs. USF	1-25-03
60	Louisville at East Carolina	1-19-05
59	Tulane, vs. DePaul	1-28-96
58	Louisville, vs. TCU	1-12-02
	Charlotte, vs. Marquette	2-15-97
57	Marquette, vs. Southern Miss	1-4-97
56	TCU, vs. Houston	2-6-02
	USF at UAB	1-15-00

ASSISTS

34	USF, vs. TCU	1-5-02
31	Charlotte, vs. Houston	2-28-98
27	UAB, vs. Houston	1-9-99
	Cincinnati, at DePaul	2-5-98
26	UAB, vs. USF	1-20-04
	Memphis, vs. Southern Miss	2-1-03
	Marquette, vs. USF	1-11-03
	Memphis, vs. Tulane	1-7-03
	Southern Miss, vs. USF	3-2-02
	Louisville, at USF	1-10-99
	Tulane, vs. Southern Miss	2-5-98

MOST TURNOVERS

39	Tulsa at UAB	1-11-06
31	Tulane at USF	2-27-99
30	USF at UAB	1-15-00
	Houston, at Cincinnati	2-18-97
	Houston, vs. Charlotte	2-8-97
29	Tulane at UAB	2-26-05
	Memphis at Louisville	2-4-99
	Houston vs. UAB	2-21-98
	Tulane at USF	1-24-98
	Houston vs. DePaul	1-18-97

FEWEST TURNOVERS

2	DePaul, at Saint Louis	2-11-04
3	East Carolina, vs. Saint Louis	3-8-03
4	USF, vs. East Carolina	2-3-04
	Saint Louis, at Houston	1-18-03
	Southern Miss, vs. USF	2-24-96
5	Cincinnati, at Memphis	3-1-03
	USF, vs. Marquette	2-22-98
	DePaul, vs. Louisville	1-7-96

BLOCKS

14	Memphis, vs. Saint Louis	2-7-04
	Cincinnati, vs. DePaul	2-21-98
13	Cincinnati vs. Memphis	1-19-00
12	Cincinnati vs. Houston	1-29-05
	Houston, vs. Southern Miss	2-3-04
	USF vs. Saint Louis	2-5-00
11	Houston vs. TCU	2-19-05
	Memphis, vs. Cincinnati	3-1-03
	Memphis, at Southern Miss	1-11-03
	Memphis, vs. Saint Louis	2-18-99
	Cincinnati, vs. Marquette	1-4-99
	Tulane, at USF	1-24-98
	Tulane, vs. Saint Louis	1-7-98
	Marquette, at Charlotte	2-15-97
	Tulane, at Southern Miss	1-25-96

STEALS

21	UAB vs. Tulsa	1-11-06
	USF vs. Tulane	1-24-98
20	Louisville at Tulane	1-29-05
	UAB vs. Tulane	2-26-05
	Tulane at Memphis	1-14-99
19	UAB, at Marquette	1-15-02
	Tulane, vs. Saint Louis	2-19-00
	USF, vs. Houston	2-19-98
	Charlotte, at USF	1-8-98

TEAM DEFENSIVE RECORDS

ALL GAMES

FEWEST POINTS ALLOWED		
30	Tulane, vs. Morris Brown	1-4-03
33	Saint Louis, vs. Savannah State	11-24-03
34	DePaul, vs. Alabama State	11-17-97
35	Saint Louis, vs. Grambling	12-17-03
36	Southern Miss, vs. UAB	1-12-02
	Marquette, at USF	1-30-97
	Cincinnati, vs. Winthrop	12-30-97
	Southern Miss, vs. South Alabama	12-3-96
37	Cincinnati, vs. Southern Miss	2-15-02
	Marquette, vs. Appalachian State	12-19-96

FEWEST POINTS ALLOWED - HALF

10	Saint Louis, vs. Savannah State	11-24-03
12	Saint Louis, vs. Alcorn State	12-9-97

FEWEST FIELD GOALS ALLOWED

11	Southern Miss, vs. Northeast Louisiana	12-19-98
	Southern Miss, vs. South Alabama	12-3-96

LOWEST FIELD GOAL PERCENTAGE ALLOWED

.196	(11-56) Southern Miss, vs. South Alabama	12-3-96
------	--	---------

FEWEST 3-POINT FIELD GOALS ALLOWED

0	24 tied	
	Most recent: UAB, at USF	3-3-04

LOWEST 3-POINT FIELD GOAL PERCENTAGE ALLOWED

.000	24 tied	
(0-4)	Most recent: UAB, at USF	3-3-04

FEWEST REBOUNDS ALLOWED

18	DePaul, at Saint Louis	2-11-04
	Southern Miss, vs. Samford	12-6-03
	Marquette, at Saint Louis	1-7-03
	Cincinnati, vs. Northern Arizona	3-12-98
	Cincinnati, vs. Rhode Island	1-25-98
19	Saint Louis, vs. West Virginia	1-4-03
	Cincinnati, vs. Louisville	1-21-99

CONFERENCE USA REGULAR SEASON GAMES ONLY

FEWEST POINTS ALLOWED

36	Southern Miss, vs. UAB	1-12-02
	Marquette, at USF	1-30-97
37	Cincinnati, vs. Southern Miss	2-15-02
38	Cincinnati, vs. DePaul	2-21-98
39	Saint Louis, vs. Charlotte	3-5-93
40	Louisville, at USF	1-10-04
	Marquette, at Tulane	2-1-98
FEWEST POINTS ALLOWED - HALF		
13	Saint Louis, vs. Charlotte	3-5-03
	Marquette, vs. Tulane	2-1-98
	Charlotte, vs. Marquette	2-15-97

FEWEST FIELD GOALS ALLOWED

12	Louisville, vs. East Carolina	2-19-02
	Southern Miss, vs. UAB	1-12-02
	Marquette, at USF	1-30-97

LOWEST FIELD GOAL PERCENTAGE ALLOWED

.218	(12-55) Marquette, at USF	1-30-97
------	---------------------------	---------

FEWEST 3-POINT FIELD GOALS ALLOWED

0	UAB, at USF	3-3-04
	Memphis, at Cincinnati	3-3-02
	Saint Louis, vs. Southern Miss	1-29-02
	Louisville, at Cincinnati	3-5-98
	Tulane, vs. Houston	1-18-98
	Cincinnati, vs. Memphis	1-8-98
	Marquette, at USF	1-30-97
	USF, vs. Southern Miss	1-25-97

LOWEST 3-POINT FIELD GOAL PERCENTAGE ALLOWED

.000	(0-4) UAB, at USF	3-3-04
(0-4)	Saint Louis, vs. Southern Miss	1-29-02
(0-8)	Louisville, at Cincinnati	3-5-98
(0-9)	Tulane, vs. Houston	1-18-98
(0-9)	USF, vs. Southern Miss	1-25-97
(0-11)	Cincinnati, vs. Memphis	1-8-98
(0-16)	Memphis, at Cincinnati	3-3-02
(0-19)	Marquette, at USF	1-30-97

FEWEST REBOUNDS ALLOWED

18	DePaul, at Saint Louis	2-11-04
	Marquette, at Saint Louis	1-7-03
19	Cincinnati, at Louisville	1-21-99
20	Saint Louis, vs. Southern Miss	1-13-04
	DePaul, vs. Saint Louis	2-22-03
	DePaul, at Marquette	1-25-03
	Marquette, at Saint Louis	2-25-97

Individual Single Season Records

ALL GAMES (Returnees in Bold)

SCORING AVERAGE

22.0	Steve Logan, CIN (770 in 35)	2001-02
21.9	Morris Almond, RICE (612 in 28)	2005-06
21.5	Dwyane Wade, MQT (710 in 33)	2002-03
21.4	Danny Fortson, CIN (705 in 33)	1996-97
21.2	Dajuan Wagner, MEM (762 in 36)	2001-02

POINTS

770	Steve Logan, CIN (35)	2001-02
762	Dajuan Wagner, MEM (36)	2001-02
710	Dwyane Wade, MQT (33)	2002-03
705	Danny Fortson, CIN (33)	1996-97
673	Reece Gaines, LOU (32)	2001-02

FIELD GOALS

265	Dajuan Wagner, MEM (36)	2001-02
251	Dwyane Wade, MQT (33)	2002-03
246	Steve Logan, CIN (35)	2001-02
244	Danny Fortson, CIN (33)	1996-97
238	DeMarco Johnson, CHA (31)	1997-98

FIELD GOAL ATTEMPTS

647	Dajuan Wagner, MEM (36)	2001-02
564	Carlos Williams, UAB (32)	1996-97
540	Larry Hughes, SLU (32)	1997-98
538	Steve Logan, CIN (35)	2001-02
532	Jerald Honeycutt, TLN (32)	1995-96

FIELD GOAL PERCENTAGE

.621	Danny Fortson, CIN (244 of 393)	1996-97
.617	Vandarel Jones, USM (140 of 227)	2000-01
.612	Quincy Davis, TLN (153 of 250)	2004-05
.602	Chris Massie, MEM (151 of 251)	2002-03
.592	Steve Hunter, DPU (138 of 233)	2000-01

THREE-POINT FIELD GOALS

137	Demon Brown, CHA (29)	2002-03
122	Taquan Dean, LOU (37)	2004-05
114	Brendan Plavich, CHA (29)	2004-05
110	Jobey Thomas, CHA (30)	2001-02
102	Rodney Carney, MEM (37)	2005-06

THREE-POINT FIELD GOAL ATTEMPTS

350	Demon Brown, CHA (29)	2002-03
294	Brendan Plavich, CHA (29)	2004-05
273	Taquan Dean, LOU (37)	2004-05
272	DeJuan Wheat, LOU (35)	1996-97
266	Marvett McDonald, UAB (31)	2005-06

THREE-POINT FIELD GOALS PER GAME

4.72	Demon Brown, CHA (137 in 29)	2002-03
3.93	Brendan Plavich, CHA (114 in 29)	2004-05
3.67	Jobey Thomas, CHA (110 in 30)	2001-02
3.34	Brendan Plavich, CHA (97 in 29)	2003-04
3.30	Taquan Dean, LOU (122 in 37)	2004-05

THREE-POINT FIELD GOAL PERCENTAGE

.505	Steve Novak, MQT (55 of 109)	2002-03
.477	Carldell Johnson, UAB (41 of 86)	2005-06
.462	Drake Diener, DPU (85 of 184)	2004-05
.461	Steve Novak, MAR (89 of 193)	2004-05
.459	Drake Diener, DPU (68 of 148)	2003-04

FREE THROW PERCENTAGE

.912	Steve Novak, MQT (62 of 68)	2003-04
.909	Jobey Thomas, CHA (80 of 88)	2000-01
.903	Roderick Howard, CHA (93 of 103)	1995-96
.899	Jobey Thomas, CHA (98 of 109)	2001-02
.887	Dominic Smith, HOU (142 of 160)	2000-01

FREE THROWS

220	Danny Fortson, CIN (33)	1995-96
217	Danny Fortson, CIN (33)	1996-97
197	Bobby Brannen, CIN (33)	1997-98
194	Dwyane Wade, MQT (33)	2002-03
192	Steve Logan, CIN (35)	2001-02

FREE THROW ATTEMPTS

292	Danny Fortson, CIN (33)	1995-96
281	Danny Fortson, CIN (33)	1996-97
260	Larry Hughes, SLU (32)	1997-98
249	Dwyane Wade, MQT (33)	2002-03
235	Jeff Harris, SLU (30)	1995-96

REBOUNDS PER GAME

11.2	Louis Truscott, HOU (315 in 28)	2002-03
10.8	Corey Rouse, ECU (301 in 28)	2005-06
10.8	Chris Massie, MEM (249 in 23)	2002-03
10.5	Quentin Richardson, DPU (327 in 31)	1998-99
10.4	Three Players Tied	

REBOUNDS

363	Kelly Wise, MEM (36)	2000-01
341	Ellis Myles, LOU (37)	2004-05
330	Kelly Wise, MEM (32)	2001-02
327	Quentin Richardson, DPU (31)	1998-99
325	Quentin Richardson, DPU (33)	1999-00

ASSISTS PER GAME

7.97	Sean Colson, CHA (231 in 29)	1997-98
6.94	Aaron Hutchins, MAR (215 in 31)	1995-96
6.88	Reggie Kohn, USF (220 in 32)	2001-02
6.32	Sean Colson, CHA (196 in 31)	1996-97
6.26	Carldell Johnson, UAB (194 in 31)	2002-03

ASSISTS

231	Sean Colson, CHA (29)	1997-98
220	Reggie Kohn, USF (32)	2001-02
215	Aaron Hutchins, MQT (31)	1995-96
196	Sean Colson, CHA (31)	1996-97
194	Carldell Johnson, UAB (31)	2005-06

BLOCKS PER GAME

4.11	Anwar Ferguson, HOU (111 in 27)	2003-04
4.00	Gerrick Morris, USF (108 in 27)	2003-04
3.62	Moussa Badiane, ECU (87 in 24)	2001-02
3.45	Kenyon Martin, CIN (107 in 31)	1999-00
3.33	Moussa Badiane, ECU (90 in 27)	2003-04

BLOCKS

111	Anwar Ferguson, HOU (27)	2003-04
108	Gerrick Morris, USF (27)	2003-04
107	Kenyon Martin, CIN (31)	1999-00
90	Moussa Badiane, ECU (27)	2003-04
90	Jason Maxiell, CIN (33)	2004-05

STEALS PER GAME

3.39	Oliver Lafayette, HOU (105 in 31)	2005-06
3.33	Willie Coleman, DPU (100 in 30)	1997-98
3.21	Eddie Basden, CHA (93 in 29)	2004-05
2.74	Chris Garner, MEM (85 in 31)	1996-97
2.62	Brian Latham, HOU (84 in 32)	2004-05

STEALS

105	Oliver Lafayette, HOU (31)	2005-06
105	Eric Bush, UAB (34)	2002-03
100	Willie Coleman, DPU (30)	1997-98
93	Eddie Basden, CHA (29)	2004-05
85	Chris Garner, MEM (31)	1996-97
85	Alvin Sims, LOU (35)	1996-97

C-USA REGULAR SEASON GAMES ONLY

(Returnees in Bold)

SCORING AVERAGE

25.1	Morris Almond, RICE (351 points in 14)	2005-06
22.8	Junior Blount, TCU (364 in 16)	2001-02
22.7	Omar Sneed, MEM (363 in 16)	1997-98
22.7	Kenyon Martin, CIN (363 in 16)	1999-00
22.2	Steve Logan, CIN (355 in 16)	2001-02
21.8	Reece Gaines, LOU (348 in 16)	2001-02
21.3	Gee Gervin, HOU (340 in 16)	1998-99

POINTS

364	Junior Blount, TCU (16 games)	2001-02
363	Kenyon Martin, CIN (16)	1999-00
363	Omar Sneed, MEM (16)	1997-98
355	Steve Logan, CIN (16)	2001-02
351	Morris Almond, RICE (14)	2005-06
348	Reece Gaines, LOU (16)	2001-02
340	Gee Gervin, HOU (16)	1998-99

FIELD GOALS

138	Omar Sneed, MEM (16)	1997-98
133	Kenyon Martin, CIN (16)	1999-00
132	Fred Williams, UAB (16)	1998-99
127	Altron Jackson, USF (16)	2000-01
120	Junior Blount, TCU (16)	2001-02
118	Morris Almond, RICE (14)	2005-06

FIELD GOAL ATTEMPTS

270	Altron Jackson, USF (16)	2000-01
260	Junior Blount, TCU (16)	2001-02
257	Steve Logan, CIN (16)	2001-02
254	Gee Gervin, HOU (16)	1998-99
253	Larry Hughes, SLU (15)	1997-98
252	Eric Holmes, UAB (16)	1999-00
249	Carlos Williams, UAB (14)	1996-97

FIELD GOAL PERCENTAGE

.736	Vandarel Jones, USM (67 of 91)	1997-98
.672	Vandarel Jones, USM (80 of 119)	2000-01
.683	Kenyon Martin, CIN (69 of 101)	1997-98
.614	Sunday Adebayo, MEM (70 of 114)	1996-97
.608	Quincy Davis, TLN (76 of 125)	2005-06
.606	Chris Massie, MEM (57 of 94)	2001-02

3-POINT FIELD GOALS

78	Demon Brown, CHA (16)	2002-03
63	Brendan Plavich, CHA (16)	2004-05
60	Jobey Thomas, CHA (16)	2001-02
56	Taquan Dean, LOU (16)	2004-05
	Jobey Thomas, CHA (16)	2000-01
51	Drake Diener, DPU (16)	2004-05
50	Morris Finley, UAB (16)	2002-03

3-POINT FIELD GOAL ATTEMPTS

210	Demon Brown, CHA (16)	2002-03
167	Brendan Plavich, CHA (16)	2004-05
137	Eric Holmes, UAB (16)	1999-00
133	Jobey Thomas, CHA (16)	2001-02
129	David Wall, USM (16)	1999-00
127	Jobey Thomas, CHA (16)	2001-02

3-POINT FIELD GOALS PER GAME

4.88	Demon Brown, CHA (78 in 16)	2002-03
3.94	Brendan Plavich, CHA (63 in 16)	2004-05

3.75	Jobey Thomas, CHA (60 in 16)	2001-02
3.50	Taquan Dean, LOU (56 in 16)	2004-05
	Jobey Thomas, CHA (56 in 16)	2000-01
3.19	Drake Diener, DPU (51 in 16)	2004-05
3.12	Morris Finley, UAB (50 in 16)	2002-03
3.10	Jimmie Floyd, USM (49 in 16)	1997-98
3.07	Marvett McDonald, UAB (43 in 14)	2005-06

3-POINT FIELD GOAL PERCENTAGE

.533	Eddie Basden, CHA (16 of 30)	2003-04
.518	Steve Novak, MQT (29 of 56)	2002-03
.517	David Haywood, USM (30 of 58)	2002-03
	Kenya Capers, HOU (15 of 29)	1996-97
.507	Francisco Garcia, LOU (30 of 58)	2002-03
.505	Drake Diener, DPU (51 of 101)	2004-05
.500	Drake Diener, DPU (35 of 70)	2003-04

FREE THROWS

110	Dwyane Wade, MQT (16)	2002-03
105	Danny Fortson, CIN (14)	1995-96
100	Dominic Smith, HOU (16)	2001-02
98	Reece Gaines, LOU (16)	2001-02
93	Morris Almond, RICE (14)	2005-06
92	Larry Hughes, SLU (15)	1997-98
	Steve Logan, CIN (16)	2001-02

FREE THROW ATTEMPTS

138	Dwyane Wade, MQT (16)	2002-03
135	Danny Fortson, CIN (14)	1995-96
127	Larry Hughes, SLU (15)	1997-98
126	Omar Sneed, MEM (16)	1997-98
125	Dominic Smith, HOU (16)	2001-02
117	Reece Gaines, LOU (16)	2001-02
116	Gee Gervin, HOU (16)	1998-99

FREE THROW PERCENTAGE

.947	Steve Novak, MQT (36 of 38)	2004-05
.938	Jobey Thomas, CHA (45 of 48)	2000-01
.931	Reggie Bryant, SLU (27 of 29)	2004-05
.914	Steve Novak, MQT (32 of 35)	2003-04
.907	Jimmie Floyd, USM (49 of 54)	1997-98
.903	Jimmie Floyd, USM (28 of 31)	1996-97
.903	Steve Logan, CIN (84 of 93)	2000-01
.901	Jobey Thomas, CHA (73 of 81)	2001-02

REBOUNDS PER GAME

11.6	Kenyon Martin, CIN (186 in 16)	1999-00
11.2	Louis Truscott, HOU (179 in 16)	2002-03
10.9	Chris Massie, MEM (175 in 16)	2002-03
10.8	Quentin Richardson, DPU (172 in 16)	1999-00
10.6	Corey Rouse, ECU (149 in 14)	2005-06
	Corey Rouse, ECU (169 in 16)	2004-05
	Quentin Richardson, DPU (170 in 16)	1998-99
10.5	Carlos Williams, UAB (147 in 14)	1996-97

REBOUNDS

186	Kenyon Martin, CIN (16)	1999-00
179	Louis Truscott, HOU (16)	2002-03
175	Chris Massie, MEM (16)	2002-03
172	Quentin Richardson, CIN (16)	1999-00
170	Quentin Richardson, DPU (16)	1998-99
169	Corey Rouse, ECU (16)	2004-05
167	Cam Stephens, CHA (16)	2001-02
167	Andre Brown, DPU (16)	2001-02

ASSISTS PER GAME

9.53	Sean Colson, CHA (143 in 15)	1997-98
7.50	Reggie Kohn, USF (120 in 16)	2001-02
7.07	Sean Colson, CHA (99 in 14)	1996-97
	Aaron Hutchins, MQT (99 in 14)	1995-96
6.43	Carldell Johnson, UAB (90 in 14)	2005-06
	Antonio Burks, MEM (90 in 14)	2002-03
6.36	Lorenzo Williams, RICE (89 in 14)	2005-06
6.06	Reggie Kohn, USF (97 in 16)	2002-03

ASSISTS

143	Sean Colson, CHA (16)	1997-98
120	Reggie Kohn, USF (16)	2001-02
99	Sean Colson, CHA (14)	1996-97
	Aaron Hutchins, MQT (14)	1995-96
97	Reggie Kohn, USF (16)	2002-03
90	Carldell Johnson, UAB (14)	2005-06
	Travis Diener, MQT (16)	2003-04
	Antonio Burks, MEM (16)	2003-04
	Antonio Burks, MEM (16)	2002-03
89	Lorenzo Williams, RICE (14)	2005-06
	Courtney Trask, MEM (16)	1999-00
	Steve Logan, CIN (16)	2001-02
	Shyrone Chatman, MEM (16)	2000-01

BLOCKS PER GAME

4.38	Gerrick Morris, USF (70 in 16)	2003-04
3.88	Kenyon Martin, CIN (62 in 16)	1999-00
3.69	Anwar Ferguson, HOU (59 in 16)	2003-04
3.44	Moussa Badiane, ECU (55 in 16)	2003-04
3.36	Bamba Fall, SMU (47 in 14)	2005-06
3.25	Kelly Wise, MEM (52 in 16)	1999-00

BLOCKS

70	Gerrick Morris, USF (16)	2003-04
62	Kenyon Martin, CIN (16)	1999-00
59	Anwar Ferguson, HOU (16)	2003-04
55	Moussa Badiane, ECU (16)	2003-04
52	Kelly Wise, MEM (16)	1999-00
51	Steve Hunter, DPU (16)	2000-01

STEALS PER GAME

3.56	Willie Coleman, DPU (57 in 16)	1997-98
3.31	Eddie Basden, CHA (53 in 16)	2004-05
3.19	Eric Bush, UAB (51 in 16)	2002-03
3.07	Oliver Lafayette, HOU (43 in 14)	2005-06
3.00	Dominic Smith, HOU (48 in 16)	2000-01
2.93	Chris Garner, MEM (41 in 14)	1996-97

STEALS

57	Willie Coleman, DPU (16)	1997-98
53	Eddie Basden, CHA (16)	2004-05
51	Eric Bush, UAB (16)	2002-03
48	Dominic Smith, HOU (16)	2000-01
46	Brian Latham, HOU (16)	2004-05
	Dwyane Wade, MQT (16)	2001-02
45	Carldell Johnson, UAB (16)	2003-04
	Antonio Burks, MEM (16)	2003-04
43	Oliver Lafayette, HOU (14)	2005-06

ALL GAMES

SCORING AVERAGE

85.3	TCU (2645 points in 31 games)	2001-02
81.6	Louisville (2612 in 32)	2002-03
80.7	Louisville (3066 in 38)	2004-05
80.7	Cincinnati (2743 in 34)	1996-97
80.0	Memphis (2961 in 37)	2005-06

POINTS

3066	Louisville (38 games)	2004-05
2961	Memphis (37)	2005-06
2879	Memphis (36)	2001-02
2743	Cincinnati (33)	1996-97
2738	Cincinnati (35)	2001-02

SCORING MARGIN

+17.8	Cincinnati	2001-02
+16.6	Louisville	2004-05
+16.1	Cincinnati	1999-00
+15.2	Cincinnati	1996-97
+14.6	Memphis	2005-06

FIELD GOALS

1045	Memphis (36)	2001-02
1034	Memphis (37)	2005-06
1011	Louisville (38)	2004-05
969	UAB (34)	2002-03
967	Cincinnati (35)	2001-02

FIELD GOAL ATTEMPTS

2291	Memphis (37)	2005-06
2276	Memphis (36)	2001-02
2208	Memphis (36)	2000-01
2179	UAB (34)	2002-03
2165	Louisville (38)	2004-05

FIELD GOAL PERCENTAGE

.496	Cincinnati (962 of 1938)	1996-97
.488	Houston (732 of 1499)	1996-97
.485	Louisville (925 of 1906)	1995-96
.482	Marquette (901 of 1871)	2002-03
.480	Cincinnati (898 of 1871)	1999-00

3-POINT FIELD GOALS

361	Louisville (38)	2004-05
305	Charlotte (33)	2000-01
284	TCU (35)	2004-05
279	Houston (32)	2004-05
277	Memphis (37)	2005-06

3-POINT FIELD GOAL ATTEMPTS

906	Louisville (38)	2004-05
848	Charlotte (33)	2000-01
831	Houston (32)	2004-05
810	Charlotte (33)	1999-00
791	TCU (35)	2004-05

3-POINT FIELD GOALS PER GAME

9.50	Louisville (361 in 38)	2004-05
9.24	Charlotte (305 in 33)	2000-01
9.23	Houston (286 in 31)	2005-06
8.72	Houston (279 in 32)	2004-05
8.63	Memphis (259 in 30)	2003-04

3-POINT FIELD GOAL PERCENTAGE

.402	Marquette (231 of 575)	2003-04
.398	Louisville (361 of 906)	2004-05
	Marquette (202 of 508)	2002-03
.387	Cincinnati (237 of 612)	2003-04
.386	Saint Louis (115 of 298)	2000-01

FREE THROWS

683	Louisville (38)	2004-05
644	Memphis (38)	2004-05
635	Cincinnati (34)	1996-97
616	Memphis (37)	2005-06
610	Cincinnati (33)	1997-98

FREE THROW ATTEMPTS

945	Louisville (38)	2004-05
942	Memphis (38)	2004-05
924	Cincinnati (34)	1996-97
912	Memphis (36)	2001-02
908	Memphis (36)	2000-01

FREE THROW PERCENTAGE

.771	Marquette (585 of 759)	2002-03
.749	Louisville (480 of 641)	2003-04
.747	Marquette (510 of 683)	2003-04
.738	Charlotte (499 of 676)	1996-97
.731	Southern Miss (443 of 606)	2002-03

REBOUNDS PER GAME

42.8	Memphis (36)	2001-02
42.6	TCU (31)	2001-02
41.3	Memphis (37)	2005-06
41.2	Cincinnati (33)	1995-96
41.1	UAB (31)	2000-01

REBOUNDS

1539	Memphis (36)	2001-02
1528	Memphis (37)	2005-06
1475	Louisville (38)	2004-05
1456	Memphis (38)	2004-05
1438	Memphis (36)	2000-01

REBOUND MARGIN

+9.3	Cincinnati	1996-97
+8.4	Cincinnati	1997-98
+8.0	DePaul	1999-00
+7.8	Cincinnati	1995-96
+6.9	DePaul	2002-03

ASSISTS

590	Louisville (38)	2004-05
566	Memphis (37)	2005-06
564	UAB (32)	2003-04
558	Memphis (36)	2000-01
557	USF (32)	2001-02

TURNOVER MARGIN

+8.03	UAB	2005-06
+7.55	Houston	2005-06
+7.16	Houston	2004-05
+6.97	UAB	2004-05
+6.76	UAB	2002-03

BLOCKS

235	Memphis (37)	2005-06
225	Cincinnati (33)	2004-05
223	Cincinnati (33)	1999-00
205	Memphis (38)	2004-05
183	Memphis (36)	2000-01

STEALS

395	UAB (34)	2002-03
385	Houston (31)	2004-05
361	UAB (31)	2005-06
382	UAB (33)	2004-05
371	UAB (32)	2003-04

C-USA REGULAR SEASON GAMES

SCORING AVERAGE

81.2	TCU (1300 in 16)	2001-02
80.9	Memphis (1133 in 14)	2005-06
79.6	Louisville (1273 in 16)	2004-05
79.1	Louisville (1265 in 16)	2002-03
78.9	Memphis (1263 in 16)	2001-02
78.0	Cincinnati (1248 in 16)	1999-00

POINTS

1300	TCU (16)	2001-02
1273	Louisville (16)	2004-05
1265	Louisville (16)	2002-03
1263	Memphis (16)	2001-02
1248	Cincinnati (16)	1999-00
1245	Louisville (16)	1998-99

SCORING MARGIN

+16.8	Cincinnati	1999-00
+16.1	Memphis	2005-06
+15.8	Louisville	2004-05
+13.8	Cincinnati	1996-97
+13.8	Cincinnati	2001-02
+13.2	Cincinnati	1997-98

FIELD GOALS

463	Memphis (16)	2001-02
461	TCU (16)	2001-02
459	USF (16)	2001-02
455	Louisville (16)	1998-99
454	UAB (16)	2002-03
449	Memphis (16)	1998-99

FIELD GOAL ATTEMPTS

1111	TCU (16)	2001-02
1037	UAB (16)	2002-03
1021	Memphis (16)	1998-99
1020	Memphis (16)	2001-02
1003	UAB (16)	1999-00
1001	Memphis (16)	1999-00

FIELD GOAL PERCENTAGE

.495	Cincinnati (371 of 749)	1996-97
.486	Houston (361 of 743)	1996-97
.481	DePaul (397 of 826)	2003-04
.479	Cincinnati (438 of 915)	1999-00
.476	Louisville (351 of 737)	1995-96
.473	Memphis (442 of 935)	1997-98
.473	Marquette (407 of 861)	2002-03

3-POINT FIELD GOALS

157	Louisville (16 games)	2004-05
145	Memphis (16)	2003-04
145	Louisville (16)	2002-03
141	Houston (16)	2004-05
	Charlotte (16)	2000-01
138	Louisville (16)	2001-02
137	Charlotte (16)	2001-02

3-POINT FIELD GOAL ATTEMPTS

427	Houston (16 games)	2004-05
409	Memphis (16)	2003-04
408	Charlotte (16)	1999-00
393	Charlotte (16)	2000-01
391	Louisville (16)	2002-03
390	Louisville (16)	2004-05

C-USA REGULAR SEASON GAMES (cont'd)

3-POINT FIELD GOALS PER GAME

9.81	Louisville (157 in 16 games)	2004-05
9.21	Houston (129 in 14)	2005-06
9.06	Memphis (145 in 16)	2003-04
9.06	Louisville (145 in 16)	2002-03
8.81	Houston (141 in 16)	2004-05
	Charlotte (141 in 16)	2000-01
8.63	Louisville (138 in 16)	2001-02

3-POINT FIELD GOAL PERCENTAGE

.411	Saint Louis (65 of 158)	2000-01
.409	Houston (79 of 193)	1996-97
.406	Marquette (99 of 244)	2002-03
.405	Marquette (119 of 294)	2003-04
.403	Louisville (157 of 390)	2004-05
.399	Cincinnati (111 of 278)	2000-01

FREE THROWS

310	Marquette (16)	2002-03
303	Memphis (16)	2004-05
	Charlotte (16)	2003-04
302	Charlotte (16)	2004-05
298	Cincinnati (16)	1999-00
297	Houston (16)	2000-01
296	Houston (16)	2001-02

FREE THROW ATTEMPTS

447	Charlotte (16)	2003-04
438	UAB (16)	1997-98
434	Memphis (16)	2004-05
433	Houston (16)	2001-02
431	Cincinnati (16)	2004-05
427	Charlotte (16)	2004-05

FREE THROW PERCENTAGE

.791	Marquette (310 of 392)	2002-03
.764	Louisville (275 of 360)	2003-04
.760	Marquette (282 of 371)	2003-04
.755	Charlotte (197 of 261)	1999-00
.751	Rice (247 of 329)	2005-06
.750	Charlotte (243 of 324)	1996-97

REBOUNDS PER GAME

42.4	DePaul (679 in 16)	1998-99
42.1	Memphis (673 in 16)	2001-02
41.9	TCU (671 in 16)	2001-02
41.8	Cincinnati (668 in 16)	2004-05
40.4	Houston (647 in 16)	1997-98
40.4	Tulane (566 in 14)	1995-96

REBOUNDS

679	DePaul (16)	1998-99
673	Memphis (16)	2001-02
671	TCU (16)	2001-02
668	Cincinnati (16)	2004-05
647	Houston (16)	1997-98
640	UAB (16)	2000-01

REBOUND MARGIN

+8.1	Cincinnati	1998-99
+7.4	Cincinnati	1999-00
+7.1	Cincinnati	1997-98
	Cincinnati	1996-97
+6.9	Memphis	2005-06
+6.8	Cincinnati	1995-96
+6.2	UTEP	2005-06
	Marquette	2002-03
+6.1	DePaul	1998-99

ASSISTS PER GAME

18.75	USF (300 in 16)	2001-02
18.0	Memphis (288 in 16)	2002-03
17.6	Charlotte (281 in 16)	1997-98
17.4	Louisville (243 in 14)	1995-96
17.25	USF (276 in 16)	2000-01
17.06	UAB (273 in 16)	2003-04

ASSISTS

300	USF (16)	2001-02
288	Memphis (16)	2002-03
281	Charlotte (16)	1997-98
276	USF (16)	2000-01
273	UAB (16)	2003-04
268	Louisville (16)	1998-99

BLOCKS PER GAME

7.1	Tulane (99 in 14)	1995-96
6.5	Memphis (91 in 14)	2005-06
	Cincinnati (104 in 16)	1999-00
5.9	Tulane (82 in 14)	1996-97
5.75	Cincinnati (92 in 16)	2004-05
	Memphis (92 in 16)	1998-99
5.6	Marquette (78 in 14)	1996-97

BLOCKS

104	Cincinnati (16)	1999-00
99	Tulane (14)	1995-96
92	Cincinnati (16)	2004-05
	Memphis (16)	1998-99
91	Memphis (14)	2005-06
88	USF (16)	2003-04

TURNOVER MARGIN

+8.00	Houston	2004-05
+7.57	UAB	2005-06
+7.12	UAB	2004-05
+7.06	UAB	2003-04
+5.79	Houston	2005-06
+5.44	UAB	2002-03

STEALS PER GAME

11.62	UAB (186 in 16)	2004-05
11.56	UAB (185 in 16)	2003-04
11.44	UAB (183 in 16)	2002-03
11.21	Houston (157 in 14)	2005-06
10.86	UAB (152 in 14)	2005-06
10.62	Houston (170 in 16)	2004-05

STEALS

186	UAB (16)	2004-05
185	UAB (16)	2003-04
183	UAB (16)	2002-03
170	Houston (16)	2004-05
166	Memphis (16)	1997-98
165	Memphis (16)	1998-99

TEAM DEFENSIVE RECORDS

ALL GAMES

SCORING DEFENSE

57.8	Marquette (1791 points in 31 games)	1996-97
59.5	UTEP (1843 in 31)	2005-06
59.9	Saint Louis (1918 in 32)	2003-04
60.0	Marquette (1860 in 31)	1997-98
60.4	Cincinnati (2115 in 35)	2001-02

FEWEST POINTS ALLOWED

1664	Southern Miss (27 games)	1996-97
1745	Houston (27)	2003-04
1757	East Carolina (27)	2002-03
1761	DePaul (26)	1996-97
1777	Southern Miss (27)	2001-02

FIELD GOAL PERCENTAGE DEFENSE

.362	Marquette (628 of 1735)	1996-97
.373	Cincinnati (749 of 2008)	2004-05
.374	Cincinnati (761 of 2035)	2001-02
.380	Memphis (795 of 2094)	2005-06
.382	Louisville (638 of 1672)	2003-04
.382	Cincinnati (703 of 1841)	1998-99

FIELD GOALS ALLOWED

578	Houston (27)	2003-04
597	USF (27)	1996-97
601	East Carolina (27)	2003-04
613	Tulsa (28)	2005-06
615	Southern Miss (27)	1996-97
615	Southern Miss (27)	2001-02

3-POINT FIELD GOAL PERCENTAGE DEFENSE

.279	Marquette (113 of 405)	1999-00
.285	Marquette (135 of 474)	1997-98
	Memphis (154 of 540)	1996-97
.288	Memphis (90 of 244)	1995-96
.293	Tulane (130 of 443)	1997-98

3-POINT FIELD GOALS ALLOWED

113	Marquette (29)	1999-00
119	Southern Miss (29)	1999-00
130	Tulane (29)	1997-98
130	Saint Louis (31)	2001-02
135	Marquette (31)	1997-98
135	Louisville (30)	1998-99

REBOUNDS ALLOWED

875	DePaul (29)	2002-03
890	Southern Miss (27)	1996-97
913	Marquette (29)	1999-00
915	Marquette (29)	2000-01
920	Southern Miss (28)	2004-05

CONFERENCE USA regular season games only

SCORING DEFENSE

56.0	UTEP (784 points in 14 games)	2005-06
58.3	Marquette (816 in 14)	1996-97
59.2	Cincinnati (947 in 16)	1997-98
59.3	Marquette (949 in 16)	1997-98
59.4	Saint Louis (951 in 16)	2004-05

FEWEST POINTS ALLOWED

784	UTEP (14 games)	
816	Marquette (14)	1996-97
845	Memphis (14)	1996-97
847	Southern Miss (14)	1996-97
849	Saint Louis (14)	1996-97

FIELD GOAL PERCENTAGE DEFENSE

.365	Cincinnati (324 of 887)	1997-98
.371	Marquette (297 of 801)	1996-97
.373	Memphis (325 of 871)	2004-05
.374	Cincinnati (371 of 993)	2004-05
.376	Cincinnati (346 of 921)	1998-99

FIELD GOALS ALLOWED

291	Memphis (14)	1996-97
293	UCF (14)	2005-06
	Cincinnati (14)	1996-97
294	UTEP (14)	2005-06
296	Tulsa (14)	2005-06
	Saint Louis (14)	1996-97
297	Marquette (14)	1996-97

3-POINT FIELD GOAL PERCENTAGE DEFENSE

.261	Memphis (65 of 249)	2001-02
.273	Marquette (60 of 220)	1999-00
.274	Memphis (69 of 252)	1996-97
.278	Louisville (67 of 241)	2002-03
.280	Marquette (61 of 218)	1997-98
	Tulane (65 of 232)	1997-98
	Louisville (76 of 225)	1995-96

3-POINT FIELD GOALS ALLOWED

60	Marquette (16)	1999-00
61	Marquette (16)	1997-98
63	Marquette (14)	1996-97
	Tulane (14)	1996-97
65	Memphis (14)	2005-06
	Tulane (16)	1997-98
	Saint Louis (16)	1999-00
	Memphis (16)	2001-02
67	Louisville (16)	2002-03
	Cincinnati (16)	2001-02

REBOUNDS ALLOWED

420	Cincinnati (14)	1996-97
429	UTEP (14)	2005-06
440	UCF (14)	2005-06
443	Southern Miss (14)	2005-06
457	Southern Miss (14)	1996-97

INDIVIDUAL SINGLE-GAME (Returnees in Bold)

POINTS

37	Larry Hughes, SLU, vs. UAB	3-5-98
34	Eric Holmes, UAB, vs. Charlotte	3-8-00
32	Curtis Withers, CHA vs. Memphis	3-10-05
	Steve Logan, CIN vs. Memphis	3-9-01
31	Travis Diener, MQT, vs. TCU	3-10-04
	Junior Blount, TCU vs. Louisville	3-6-02
30	Reece Gaines, LOU, vs. TCU	3-6-02
	DeMarco Johnson, CHA, vs. Southern Miss	3-6-98
	Jerald Honeycutt, TLN, vs. UAB	3-6-97
	Danny Fortson, CIN, vs. Marquette	3-7-97

FIELD GOALS

13	Larry Hughes, SLU, vs. UAB	3-5-98
	Pete Miceal, CIN, vs. USF	3-4-99
12	Morris Almond, RICE vs. SMU	3-8-06
	Eric Holmes, UAB, vs. Charlotte	3-8-00
	DeMarco Johnson, CHA, vs. Southern Miss	3-6-98
11	Curtis Withers, CHA vs. Memphis	3-10-05
	Travis Diener, MQT, vs. TCU	3-10-04
	Luke Whitehead, LOU, vs. Marquette	3-7-02
	Reece Gaines, LOU, vs. TCU	3-6-02
	Cedric Henderson, MEM, vs. DePaul	3-7-96

FIELD GOAL ATTEMPTS

25	Larry Hughes, SLU, vs. UAB	3-5-98
24	Morris Finley, UAB, vs. Louisville	3-15-03
	Eric Holmes, UAB, vs. Charlotte	3-8-00
	Carlos Williams, UAB, vs. Tulane	3-6-97
23	Jerald Honeycutt, TLN, vs. UAB	3-6-97
22	Corey Santee, TCU, vs. DePaul	3-11-04
	Carlos Williams, UAB, vs. USF	3-6-96
	Carlos Williams, UAB, vs. Charlotte	3-7-97
	B.B. Waldon, USF, vs. Memphis	3-8-00
	Brian Wardle, MQT vs. Memphis	3-8-01

FIELD GOAL PERCENTAGE (minimum 8 att.)

1.000	(8-8) Brandon Brown, TLN, vs. Marquette	3-8-01
.909	(10-11) Anthony Drejaj, SLU, vs. Southern Miss	3-13-03
.889	(8-9) Rodney Carney, MEM vs. Saint Louis	3-9-05
	(8-9) Bryant Northern, LOU vs. TCU	3-6-02
.867	(13-15) Pete Miceal, CIN, vs. USF	3-4-99
.818	(9-11) Anthony Pieper, MQT, vs. Memphis	3-8-96
.800	(8-10) DeJuan Wheat, LOU, vs. Charlotte	3-6-97

3-POINT FIELD GOALS

8	Diego Guevara, CHA, vs. UAB	3-8-00
7	Brendan Plavich, CHA, vs. UAB	3-11-04
	Travis Diener, MQT, vs. TCU	3-10-04
	Reggie Kohn, USF, vs. DePaul	3-12-03
	Diego Guevara, CHA vs. USF	3-8-01
6	Jobey Thomas, CHA, vs. Tulane	3-7-02
	Bryant Northern, LOU, vs. TCU	3-6-02
	Eric Holmes, UAB, vs. Charlotte	3-8-00
	Jerald Honeycutt, TLN, vs. UAB	3-6-97

3-POINT FIELD GOAL ATTEMPTS

14	Diego Guevara, CHA, vs. USF	3-8-01
13	Corey Santee, TCU vs. Marquette	3-9-05
	Eric Holmes, UAB, vs. Charlotte	3-8-00
12	Oliver Lafayette, HOU vs. UCF	3-9-06
	Morris Finley, UAB, vs. Louisville	3-15-03
	Joe Tulley, DPU vs. USF	3-7-01
	Jerald Honeycutt, TLN, vs. UAB	3-6-97
11	Ramon Dyer, HOU vs. Memphis	3-10-06
	Marvett McDonald, UAB vs. SMU	3-9-06
	Brian Latham, HOU vs. USF	3-9-05
	Taquan Dean, LOU vs. UAB	3-11-05
	Brendan Plavich, CHA, vs. UAB	3-11-04
	Travis Diener, MQT, vs. TCU	3-10-04
	Marcus Shropshire, TCU, vs. Marquette	3-10-04
	Taquan Dean, LOU, vs. UAB	3-15-03
	Jobey Thomas, CHA vs. Tulane	3-7-02
	Diego Guevara, CHA, vs. UAB	3-8-00
	Jobey Thomas, CHA, vs. UAB	3-8-00

3-POINT FIELD GOAL PERCENTAGE

(minimum 5 att.)		
.857	(6-7) Bryant Northern, LOU vs. TCU	3-6-02
.833	(5-6) Anthony Drejaj, SLU, vs. Southern Miss	3-13-03
	(5-6) Quentin Richardson, DPU, vs. Tulane	3-3-99
.800	(4-5) Darnell Burton, CIN, vs. Louisville	3-8-96
.800	(4-5) Anthony Pieper, MQT, vs. Memphis	3-8-96
.727	(8-11) Diego Guevara, CHA, vs. UAB	3-8-00
.714	(5-7) Darius Washington, MEM vs. Tulane	3-9-06
	(5-7) Travis Diener, MQT, vs. UAB	3-13-03
	(5-7) Marcus Oliver, HOU vs. Memphis	3-7-02
	(5-7) Justin Love, SLU, vs. Tulane	3-9-00
.700	(7-10) Reggie Kohn, USF, vs. DePaul	3-12-03

FREE THROWS

14	Junior Blount, TCU vs. Louisville	3-6-02
	Danny Fortson, CIN, vs. Marquette	3-7-97
12	Jeremy Hunt, MEM, vs. Louisville	3-14-03
	Steve Logan, CIN vs. Memphis	3-9-01
	B.J. Flynn, LOU, vs. USF	3-5-97
11	LeAndrew Bass, UAB vs. Cincinnati	3-8-01
	Bobby Brannen, CIN, vs. UAB	3-6-98
	Jeff Harris, SLU, vs. Cincinnati	3-7-96

FREE THROW ATTEMPTS

19	Jeremy Hunt, MEM, vs. Louisville	3-14-03
16	Junior Blount, TCU, vs. Louisville	3-6-02
15	Chonsey Asbury, USF, vs. Louisville	3-4-98
	Danny Fortson, CIN, vs. Marquette	3-7-97
	Keith LeGree, CIN, vs. Louisville	3-8-96
	LeAndrew Bass, UAB vs. Cincinnati	3-8-01
	Maurice Jeffers, SLU vs. Southern Miss	3-8-01

FREE THROW PERCENTAGE (minimum 10 att.)

1.000	(12-12) B.J. Flynn, LOU, vs. USF	3-5-97
(10-10) Oliver Lafayette, HOU vs. Memphis	3-10-06	
(10-10) Morris Finley, UAB, vs. Marquette	3-13-03	
(10-10) Brandon Spann, TLN, vs. Saint Louis	3-6-02	
(10-10) DeMarco Johnson, CHA, vs. Louisville	3-6-97	
(10-10) Samaki Walker, LOU, vs. Cincinnati	3-8-96	
.933	(14-15) Danny Fortson, CIN, vs. Marquette	3-7-97
.923	(12-13) Steve Logan, CIN vs. Memphis	3-9-01

OFFENSIVE REBOUNDS

10	Devon Pearson, SMU vs. UAB	3-9-06
	Danny Fortson, CIN, vs. Marquette	3-9-96
8	Corey Rouse, ECU vs. UCF	3-8-06
7	David Gomez, TLN vs. Marshall	3-8-06
	Eric Hicks, CIN, vs. DePaul	3-13-04
	Quentin Richardson, DPU, vs. UAB	3-4-99
	Ryan Luechtefeld, SLU, vs. Tulane	3-4-98
6	Jason Williams, UTEP vs. UAB	3-10-06
	Duane Erwin, MEM, vs. Saint Louis	3-11-04
	Kelvin Price, CHA, vs. Southern Miss	3-6-98
	Jermaine Tate, CIN, vs. Charlotte	3-5-99
	Alex Sanders, LOU, vs. Cincinnati	3-5-98
	DeWayne Brown, UAB, vs. Saint Louis	3-5-98
	James Harper, USF, vs. Louisville	3-5-97

DEFENSIVE REBOUNDS

15	Amal McCaskill, MQT, vs. Memphis	3-8-96
11	James Harper, USF, vs. Marquette	3-7-96
	Charles Gaines, USM, vs. Saint Louis	3-10-04
	Donzel Rush, USF, vs. UAB	3-6-96
10	Bryan Hopkins, SMU vs. Rice	3-8-06
	Marcus Jackson, MQT vs. TCU	3-9-05
	Andre Brown, DPU, vs. UAB	3-12-04
	Shaddrick Jenkins, USF, vs. Memphis	3-3-99
	Galen Robinson, HOU, vs. Southern Miss	3-4-98
	James Harper, USF, vs. UAB	3-6-96

TOTAL REBOUNDS

17	Devon Pearson, SMU vs. UAB	3-9-06
16	Marcus Jackson, MQT, vs. TCU	3-9-05
	Amal McCaskill, MQT, vs. Memphis	3-8-96
15	Eddie Basden, CHA, vs. UAB	3-11-04
14	Corey Rouse, ECU, vs. UCF	3-8-06
	Terrence Leather, USF vs. Houston	3-9-05

	Terrence Leather, USF vs. Memphis	3-11-05
	Shaddrick Jenkins, USF, vs. Memphis	3-3-99
	Donzel Rush, USF, vs. UAB	3-6-96
	Ryan Luechtefeld, SLU, vs. Cincinnati	3-6-97
	B.B. Waldon, USF, vs. Memphis	3-8-00
	Vandarel Jones, USM vs. Saint Louis	3-8-01
	Jamal Brown, TCU vs. Louisville	3-6-02
	Linton Johnson, TLN vs. Saint Louis	3-6-02
	Linton Johnson, TLN vs. Charlotte	3-7-02

ASSISTS

11	Cardell Johnson, UAB, vs. DePaul	3-12-04
	Mingo Johnson, MEM, vs. DePaul	3-7-96
	Aaron Hutchins, MQT, vs. USF	3-6-96
10	Sammy Mejia, DPU vs. Tulane	3-9-05
	Ellis Myles, LOU vs. TCU	3-10-05
	Sammy Mejia, DPU, vs. TCU	3-11-04
	Antonio Burks, MEM, vs. Saint Louis	3-11-04
	Reece Gaines, LOU vs. TCU	3-6-02
	Michael Horton, CIN, vs. UAB	3-6-98
9	Rashon Burno, DPU, vs. Tulane	3-3-99
	Rod Agee, USM, vs. Memphis	3-5-98
	Chris Garner, MEM, vs. DePaul	3-7-96
	LeAndrew Bass, UAB vs. Cincinnati	3-8-01

TURNOVERS

10	Dwyane Wade, MQT, vs. UAB	3-13-03
9	Jimmie Hunter, MEM, vs. USF	3-3-99
8	Derrick Roberts, SMU vs. Rice	3-8-06
	Waitari Marsh, TLN, vs. Louisville	3-13-03
	Gee Gervin, HOU, vs. Charlotte	3-3-99
	Jermaine Watts, DPU, vs. Memphis	3-7-96
7	Bryan Hopkins, SMU vs. UAB	3-9-06
	Darius Washington, MEM vs. UAB	3-11-06
	Nile Murry, TCU vs. Louisville	3-10-05
	Wayne Tinsley, TLN, vs. Charlotte	3-10-04
	LeAndrew Bass, UAB, vs. DePaul	3-4-99
	Chonsey Asbury, USF, vs. Memphis	3-3-99
	Nate Johnson, LOU, vs. Cincinnati	3-5-98
	Chris Crawford, MQT, vs. Memphis	3-6-97
	Jermaine Watts, DPU, vs. Charlotte	3-6-96
	David Wall, USM vs. Saint Louis	3-8-00
	Kelly Wise, MEM vs. Cincinnati	3-9-01
6	21 tied	

BLOCKS

8	Kenyon Martin, CIN, vs. Louisville	3-5-98
6	Solomon Jones, USF vs. Houston	3-9-05
	Eric Hicks, CIN, vs. Southern Miss	3-12-03
	Lawrence Nelson, TLN, vs. Saint Louis	3-4-98
5	KenKay Jones, CHA vs. Cincinnati	3-10-01
4	Rodney Carney, MEM vs. Houston	3-10-06
	Mark Patton, MQT vs. Tulane	3-8-06
	Adam Gill, UCF vs. East Carolina	3-8-06
	Curtis Withers, CHA vs. UAB	3-11-04
	Moussa Badiane, ECU vs. Louisville	3-10-04
	Jimmie Floyd, USM vs. Houston	3-4-98
	Faisal Abraham, MQT vs. Cincinnati	3-9-96
3	37 tied	

STEALS

7	Jeremy Hunt, MEM vs. USF	3-11-05
6	Eric Bush, UAB, vs. Marquette	3-13-03
	Rashon Burno, DPU, vs. Tulane	3-3-99
5	Oliver Lafayette, HOU vs. Memphis	3-10-06
	Morris Almond, RICE vs. SMU	3-8-06
	Demario Eddins, UAB vs. DePaul	3-12-04
	Eddie Basden, CHA vs. Tulane	3-10-04
	Demario Eddins, UAB vs. Marquette	3-13-03
	Chris Heinrich, SLU vs. Southern Miss	3-9-00
	Altron Jackson, USF vs. Southern Miss	3-8-00
	Dylan Osean, TLN vs. Houston	3-8-00
	Gee Gervin, HOU vs. Charlotte	3-3-99
	Cordell Henry, MQT vs. Saint Louis	3-3-99
	Shaddrick Jenkins, USF vs. Memphis	3-3-99
	Thomas Cooper, DPU vs. Marquette	3-5-97
	Marcus West, MQT vs. Cincinnati	3-5-97
	Chris Garner, MEM vs. DePaul	3-7-96
4	17 tied	

TEAM SINGLE-GAME

MOST POINTS - ONE TEAM

110	Louisville, vs. TCU (86)	3-6-02
100	Cincinnati, vs. UAB (85)	3-6-98
98	Louisville, vs. Tulane (72)	3-7-96
95	DePaul, vs. Tulane (59)	3-3-99
92	Memphis, vs. DePaul (69)	3-7-96
	Cincinnati, vs. Louisville (81)	3-8-96

MOST POINTS - BOTH TEAMS

196	Louisville (110) vs. TCU (86)	3-6-02
185	Cincinnati (100) vs. UAB (85)	3-6-98
177	Louisville (98) vs. Tulane (79)	3-7-96
173	Cincinnati (92) vs. Louisville (81)	3-8-96
170	Marquette (91) vs. Cincinnati (79)	3-7-97

FIELD GOALS

38	Louisville, vs. TCU	3-6-02
35	DePaul, vs. TCU	3-11-04
	USF, vs. Memphis	3-3-99
	Memphis, vs. DePaul	3-7-96
32	DePaul, vs. Tulane	3-3-99
	Southern Miss, vs. Memphis	3-5-98
	Louisville, vs. Tulane	3-7-96

FIELD GOAL ATTEMPTS

75	TCU, vs. Louisville	3-6-02
74	Louisville, vs. TCU	3-6-02
73	UAB, vs. Louisville	3-15-03
72	USF, vs. Memphis	3-3-99
71	Marquette, vs. Cincinnati	3-9-96
	UAB, vs. USF	3-6-96
70	Cincinnati vs. USF	3-10-05
	Louisville vs. UAB	3-7-01

FIELD GOAL PERCENTAGE

.604	(32-53) Louisville, vs. Tulane	3-7-96
.600	(27-45) Cincinnati, vs. Louisville	3-8-96
.581	(25-43) Saint Louis, vs. Southern Miss	3-13-03
.579	(22-38) UAB vs. UTEP	3-10-06
.574	(31-54) Marquette, vs. Houston	3-8-02
.561	(32-57) Southern Miss, vs. Memphis	3-5-98
.556	(25-45) Houston vs. Memphis	3-7-02

3-POINT FIELD GOALS

15	Louisville vs. Memphis	3-12-05
	Louisville vs. TCU	3-6-02
13	Charlotte vs. USF	3-8-01
	Charlotte vs. UAB	3-8-00
	Marquette vs. Cincinnati	3-7-97
12	DePaul vs. Tulane	3-3-99
	Tulane vs. UAB	3-6-97
11	Memphis vs. Tulane	3-9-06
	UAB vs. Charlotte	3-11-04
	USF vs. DePaul	3-12-03
	Tulane vs. Houston	3-12-03

3-POINT FIELD GOAL ATTEMPTS

38	Charlotte vs. USF	3-8-01
34	Houston vs. USF	3-9-05
33	Houston vs. Memphis	3-10-06
32	TCU vs. Marquette	3-9-05

	Louisville at UAB	3-7-01
31	Charlotte, vs. UAB	3-8-00
	DePaul, vs. UAB	3-4-99
30	Louisville, vs. TCU	3-6-02
28	Memphis vs. Tulane	3-9-06
	Louisville vs. Tulane	3-13-03

3-POINT FIELD GOAL PERCENTAGE (Min. 5 made)

.714	(5-7) Houston vs. Marquette	3-10-00
	(10-14) Houston vs. Memphis	3-7-02
.652	(15-23) Louisville vs. Memphis	3-12-05
.650	(13-20) Marquette, vs. Cincinnati	3-7-97
.636	(7-11) Saint Louis vs. Southern Miss	3-13-03
.600	(6-10) DePaul, vs. Charlotte	3-6-96
	(6-10) Cincinnati vs. Marquette	3-9-02

FREE THROWS

38	Cincinnati, vs. UAB	3-6-98
33	Cincinnati, vs. Louisville	3-8-96
31	Louisville, vs. Tulane	3-7-96
30	Memphis, vs. Louisville	3-14-03
	Cincinnati vs. Memphis	3-9-01

FREE THROW ATTEMPTS

55	Cincinnati, vs. UAB	3-6-98
45	Cincinnati, vs. Louisville	3-8-96
44	Louisville, vs. Memphis	3-14-03
42	Memphis, vs. Louisville	3-14-03
39	Cincinnati, vs. Marquette	3-7-97

FREE THROW PERCENTAGE (Min. 15 FT Made)

.966	(28-29) Louisville, vs. USF	3-5-97
.950	(19-20) Houston, vs. Memphis	3-10-06
.947	(18-19) Marquette, vs. UAB	3-13-03
.938	(15-16) Louisville, vs. East Carolina	3-10-04
.882	(15-17) DePaul, vs. UAB	3-4-99
	(15-17) Marquette, vs. Houston	3-8-02
.880	(22-25) UAB, vs. Marquette	3-13-03

OFFENSIVE REBOUNDS

24	USF, vs. Louisville	3-4-98
22	Saint Louis, vs. Tulane	3-4-98
	Cincinnati, vs. Saint Louis	3-6-97
	Cincinnati, vs. Marquette	3-9-96
21	DePaul, vs. UAB	3-4-99
	Cincinnati, vs. Marquette	3-8-97

DEFENSIVE REBOUNDS

36	Marquette, vs. DePaul	3-5-97
35	Cincinnati, vs. Saint Louis	3-12-04
	Louisville, vs. Tulane	3-7-96
33	Memphis vs. Houston	3-10-06
32	Marquette, vs. Memphis	3-8-96
	USF, vs. UAB	3-6-96

TOTAL REBOUNDS

50	Charlotte, vs. Tulane	3-10-04
	Marquette, vs. DePaul	3-5-97
	Cincinnati, vs. Marquette	3-9-96
48	TCU vs. Louisville	3-6-02
	Saint Louis, vs. Tulane	3-4-98

47	Louisville, vs. UAB	3-15-03
	Marquette, vs. DePaul	3-4-98
46	UAB, vs. Louisville	3-15-03
	South Florida vs. Charlotte	3-8-01
	DePaul, vs. Charlotte	3-10-00
	Memphis, vs. USF	3-3-99

ASSISTS

24	DePaul, vs. Tulane	3-3-99
	Louisville vs. Tulane	3-7-96
	Memphis vs. DePaul	3-7-96
21	Louisville vs. TCU	3-10-05
20	UAB vs. SMU	3-9-06
	UAB vs. Charlotte	3-11-04
	Louisville vs. TCU	3-6-02
	USF vs. Memphis	3-3-99
	Marquette, vs. Cincinnati	3-7-97
19	Memphis vs. Louisville	3-12-05
	USF vs. DePaul	3-12-03
	Southern Miss vs. Memphis	3-5-98

MOST TURNOVERS

30	Marquette vs. UAB	3-13-03
28	Memphis vs. USF	3-3-99
27	Tulane vs. Memphis	3-9-06
26	SMU vs. UAB	3-9-06
25	Tulane vs. Louisville	3-13-03
23	Marquette vs. TCU	3-9-05
	Southern Miss vs. Saint Louis	3-8-00
	Tulane vs. Saint Louis	3-9-00
	Tulane vs. DePaul	3-3-99

FEWEST TURNOVERS

4	Charlotte vs. Cincinnati	3-10-01
5	DePaul, vs. Cincinnati	3-13-04
	UAB vs. Cincinnati	3-8-01
	Marquette, vs. Cincinnati	3-9-96
6	UAB, vs. DePaul	3-12-04
	DePaul, vs. USF	3-12-03
	Louisville, vs. Tulane	3-13-03
	Tulane, vs. Louisville	3-7-96
7	Saint Louis, vs. DePaul	3-11-00
	Southern Miss, vs. Charlotte	3-4-99

BLOCKS

10	Cincinnati vs. Louisville	3-5-98
9	UCF vs. ECU	3-8-06
	Cincinnati vs. Southern Miss	3-12-03
8	Memphis vs. Houston	3-10-06
	Tulane vs. Marshall	3-8-06
	USF vs. UAB	3-6-02
	Tulane vs. Saint Louis	3-4-98
	Marquette vs. Memphis	3-6-97
7	UCF vs. Houston	3-9-06
	USF vs. Houston	3-9-05
	Memphis vs. Charlotte	3-9-05
	Cincinnati vs. USF	3-10-05
	Louisville vs. UAB	3-15-03
	Saint Louis vs. Tulane	3-6-02
	Charlotte vs. Cincinnati	3-10-01

TEAM SINGLE-GAME (cont'd.)

STEALS

20	UAB, vs. Marquette	3-13-03
18	DePaul, vs. Tulane	3-3-99
	USF, vs. Memphis	3-3-99
17	TCU vs. Marquette	3-9-05
16	Memphis, vs. DePaul	3-7-96
14	Louisville, vs. Tulane	3-13-03
13	Memphis vs. Tulane	3-9-06
	UAB, vs. DePaul	3-12-04
	Tulane, vs. Saint Louis	3-9-00
	USF vs. Memphis	3-8-00

SINGLE-GAME LOWS

FEWEST POINTS - ONE TEAM

43	Saint Louis, vs. Cincinnati (71)	3-6-97
44	Southern Miss, vs. Saint Louis (61)	3-6-96
45	Memphis, vs. Marquette (63)	3-6-97
46	Saint Louis, vs. Cincinnati (66)	3-12-04
	Southern Miss, vs. Saint Louis (52)	3-10-04
	Tulane vs. Saint Louis (64)	3-10-00
47	Southern Miss vs. UTEP (66)	3-9-06
	Saint Louis, vs. Tulane (50)	3-6-02

FEWEST POINTS - BOTH TEAMS

97	Tulane (50) vs. Saint Louis (47)	3-6-02
98	Saint Louis (52) vs. Southern Miss (46)	3-10-04
102	Marquette (52) vs. DePaul (50)	3-4-98
103	Memphis (57) vs. UAB (46)	3-11-06
105	Cincinnati (55), vs. DePaul (50)	3-13-04
	Saint Louis (61) vs. Southern Miss (41)	3-6-96
	Saint Louis (56) vs. DePaul (49)	3-11-00
	DePaul (56) vs. Charlotte (49)	3-11-00

FIELD GOALS

13	Saint Louis, vs. Tulane	3-6-02
14	Houston vs. Memphis	3-10-06
	Saint Louis, vs. Cincinnati	3-12-04
15	East Carolina vs. UCF	3-8-06
	Saint Louis, vs. Cincinnati	3-6-97
16	UAB vs. Memphis	3-11-06
	Tulane, vs. Charlotte	3-10-04
	Tulane, vs. Saint Louis	3-10-00
	Cincinnati, vs. Charlotte	3-5-99
	Tulane, vs. Saint Louis	3-4-98
	Memphis, vs. Marquette	3-6-97
	East Carolina, vs. Houston	3-6-02

FIELD GOAL ATTEMPTS

38	UAB vs. UTEP	3-10-06
42	Louisville, vs. Charlotte	3-9-00
	Saint Louis, vs. Tulane	3-9-00
	Southern Miss, vs. Charlotte	3-6-98
43	Tulsa vs. Southern Miss	3-8-06
	Saint Louis, vs. Southern Miss	3-10-04
	Saint Louis, vs. Southern Miss	3-13-03
	Marquette, vs. Charlotte	3-8-97
	USF, vs. Marquette	3-7-96
44	UTEP vs. Southern Miss	3-9-06
	Houston vs. USF	3-9-05

FIELD GOAL PERCENTAGE

.206	(13-63)	Tulane vs. Saint Louis	3-6-02
.255	(14-55)	Houston vs. Memphis	3-10-06
.259	(15-58)	Saint Louis vs. Cincinnati	3-6-97
.267	(16-60)	UAB vs. Memphis	3-11-06
.271	(16-59)	Tulane vs. Charlotte	3-10-04

3-POINT FIELD GOALS

0	Saint Louis vs. Houston	3-7-01
	Saint Louis vs. DePaul	3-11-00
	Cincinnati, vs. Louisville	3-5-98
1	DePaul, vs. Cincinnati	3-13-04
	USF, vs. Memphis	3-13-03
	Cincinnati, vs. Charlotte	3-5-99
	Saint Louis, vs. Cincinnati	3-6-97
	UAB, vs. USF	3-6-96
2	Tulane vs. Marshall	3-8-06
	East Carolina, vs. Louisville	3-10-04
	Southern Miss, vs. Saint Louis	3-13-03
	Tulane, vs. Saint Louis	3-6-02
	Marquette vs. Memphis	3-8-01
	DePaul, vs. Saint Louis	3-11-00
	UAB, vs. Louisville	3-5-99
	Memphis, vs. Marquette	3-6-97

3-POINT FIELD GOAL ATTEMPTS

6	Tulane vs. Marquette	3-8-01
	Cincinnati, vs. Saint Louis	3-6-97
	Cincinnati, vs. Marquette	3-9-96
	Houston, vs. UAB	3-5-97

3-POINT FIELD GOAL PERCENTAGE

.000	(0-10)	Saint Louis, vs. DePaul	3-11-00
	(0-8)	Saint Louis vs. Houston	3-8-01
	(0-8)	Cincinnati, vs. Louisville	3-5-98
.045	(1-22)	UAB, vs. USF	3-6-96
.059	(1-17)	Cincinnati, vs. Charlotte	3-5-99
	(1-17)	Saint Louis, vs. Cincinnati	3-6-97
.067	(1-15)	USF, vs. Memphis	3-13-03
.083	(1-12)	DePaul, vs. Cincinnati	3-13-04
.100	(2-20)	UAB, vs. Louisville	3-5-99

FREE THROWS

3	Rice vs. SMU	3-8-06
	Houston, vs. Charlotte	3-3-99
	Louisville, vs. Cincinnati	3-5-98
4	Cincinnati, vs. Saint Louis	3-12-04
	Charlotte vs. Louisville	3-9-00
	Houston, vs. Southern Miss	3-4-98
	UAB, vs. USF	3-6-96
	Saint Louis, vs. Southern Miss	3-6-96
5	SMU vs. Rice	3-8-06
	Memphis vs. USF	3-8-00
	USF vs. Memphis	3-8-00

FREE THROW ATTEMPTS

4	Rice vs. SMU	3-8-06
5	Houston, vs. Southern Miss	3-4-98
	Louisville, vs. Cincinnati	3-5-98
6	SMU vs. Rice	3-8-06
	Houston, vs. Charlotte	3-3-99
7	Cincinnati, vs. Saint Louis	3-12-04
	Marquette, vs. TCU	3-10-04

	Tulane, vs. Houston	3-12-03
	Charlotte, vs. DePaul	3-6-96
8	Charlotte vs. Louisville	3-9-00
	Louisville, vs. Charlotte	3-6-97

FREE THROW PERCENTAGE

.400	(4-10)	Saint Louis, vs. Southern Miss	3-6-96
.412	(7-17)	Houston, vs. UAB	3-5-97

REBOUNDS

22	UAB, vs. Marquette	3-13-03
23	Houston, vs. Marquette	3-7-02
24	UAB vs. UTEP	3-10-06
	Tulsa vs. Southern Miss	3-8-06
	TCU, vs. DePaul	3-11-04
	Marquette vs. Tulane	3-8-01
26	Memphis vs. Saint Louis	3-9-05
	DePaul, vs. Cincinnati	3-13-04
	Saint Louis, vs. Southern Miss	3-13-03
	Marquette, vs. Houston	3-8-02
	Southern Miss, vs. Charlotte	3-4-99
	Southern Miss, vs. Charlotte	3-6-98
	UAB, vs. Houston	3-5-97
	Southern Miss, vs. Saint Louis	3-5-97
	South Florida, vs. Marquette	3-7-96

ASSISTS

3	DePaul, vs. Cincinnati	3-13-04
	Tulane, vs. Saint Louis	3-6-02
4	UAB vs. Memphis	3-11-06
	Saint Louis vs. Southern Miss	3-8-00
	Tulane, vs. Saint Louis	3-4-98
5	Houston vs. Memphis	3-10-06
	Saint Louis, vs. Cincinnati	3-12-04
	Memphis, vs. Southern Miss	3-5-98
	Saint Louis, vs. Cincinnati	3-6-97
	Saint Louis vs. Houston	3-7-01

BLOCKS

0	(Several)	
---	-----------	--

STEALS

1	TCU vs. Marquette	3-9-05
	DePaul vs. Tulane	3-9-05
	Cincinnati, vs. DePaul	3-13-04
	Marquette, vs. TCU	3-10-04
	Louisville, vs. USF	3-4-98
	Saint Louis, vs. UAB	3-5-98
	Louisville at UAB	3-7-01
	Cincinnati, vs. Charlotte	3-8-02
	Marquette, vs. Houston	3-8-02
2	Southern Miss vs. UTEP	3-9-06
	Cincinnati, vs. Louisville	3-11-04
	DePaul, vs. TCU	3-11-04
	Marquette, vs. UAB	3-13-03
	USF, vs. DePaul	3-12-03
	Southern Miss vs. Charlotte	3-9-01
	Cincinnati vs. Charlotte	3-8-01
	Memphis, vs. DePaul	3-8-00
	Houston, vs. Southern Miss	3-4-98
	Louisville, vs. Cincinnati	3-5-98
	Marquette, vs. Charlotte	3-8-97
	Cincinnati, vs. Marquette	3-9-96
	Saint Louis, vs. Southern Miss	3-6-96

INDIVIDUAL CHAMPIONSHIP TOTALS

(number of games in parenthesis - minimum 2 played)

SCORING

84 Justin Love, SLU (4) 2000

SCORING AVERAGE

29.5 Reece Gaines, LOU (2) 2002

FIELD GOALS

27 Justin Love, SLU (4) 2000

27 DeMarco Johnson, CHA (3) 1998

FIELD GOAL ATTEMPTS

58 Carlos Williams, UAB (3) 1997

FIELD GOAL PERCENTAGE (min. 4 FG made per game)

.813 (13-16) Vandarel Jones, USM (3) 1998

3-POINT FIELD GOALS

15 Anthony Rice, MEM (4) 2005

3-POINT FIELD GOAL ATTEMPTS

29 Anthony Rice, MEM (4) 2005

3-POINT FIELD GOAL PERCENTAGE

(min. 3 made per game)

.833 (10-12) Nick Sinville, TLN (2) 2003

3-POINT FIELD GOALS MADE PER GAME

5.0 Brendan Plavich, CHA (2) 2004

FREE THROWS

22 Mo Finley, UAB (4) 2003

FREE THROW ATTEMPTS

29 Michael Horton, CIN (3) 1998

FREE THROW PERCENTAGE (min. 2.5 made per game)

100.0 (16-16) Eric Bush, UAB (4) 2003

(16-16) B.J. Flynn, LOU (2) 1997

(13-13) Steve Logan, CIN (3) 2001

(12-12) Larry O'Bannon, LOU (2) 2004

(12-12) Charles Gaines, USM (2) 2003

(12-12) Pedro Phillips, USM (3) 1998

(10-10) Oliver Lafayette, HOU (2) 2006

(10-10) Nate Johnson, LOU (3) 1999

(9-9) Francisco Garcia, LOU (3) 2005

(9-9) Francisco Garcia, LOU (2) 2004

(9-9) DeJuan Wheat, LOU (2) 1997

(8-8) Drake Diener, DPU (2) 2005

(8-8) Tick Rogers, LOU (2) 1996

REBOUNDING AVERAGE

14.0 Linton Johnson, TLN (2) 2002

REBOUNDS

93 Terrence Leather, USF (3) 2005

ASSIST AVERAGE

8.3 Aaron Hutchins, MQT (3) 1996

ASSISTS

25 Aaron Hutchins, MQT (3) 1996

BLOCK AVERAGE

4.3 Kenyon Martin, CIN (3) 1998

BLOCKS

13 Kenyon Martin, CIN (3) 1998

STEAL AVERAGE

3.5 Demario Eddins, UAB (2) 2004

Eric Bush, UAB (4) 2003

Dylan Osean, TLN (2) 2000

STEALS

14 Eric Bush, UAB (4) 2003

TEAM CHAMPIONSHIP TOTALS

(number of games in parenthesis - minimum 2 played)

TOTAL SCORING

318 Memphis (4 games) 2005

SCORING AVERAGE

93.0 Louisville (2) 2002

SCORING DEFENSE

51.0 Saint Louis (4) 2000

FIELD GOALS

112 UAB (4) 2003

FIELD GOAL ATTEMPTS

249 UAB (4) 2003

FIELD GOAL PERCENTAGE

.528 (57-108) Louisville (2) 1996

FIELD GOAL PERCENTAGE DEFENSE

.309 (51-165) Memphis (3) 2006

3-POINT FIELD GOALS

34 Marquette (4) 1997

3-POINT FIELD GOAL ATTEMPTS

79 Charlotte (3) 2000

3-POINT FIELD GOAL PERCENTAGE

.526 (20-38) Tulane (2) 2003

(20-38) Houston (3) 2002

3-POINT FIELD GOALS MADE PER GAME

10.0 Tulane (2) 2003

3-POINT FIELD GOAL PERCENTAGE DEFENSE

.150 Saint Louis (2) 1996

FREE THROWS

74 Cincinnati (3) 1998

FREE THROW ATTEMPTS

111 Cincinnati (3) 1998

FREE THROW PERCENTAGE (Min. 15 FT Made)

.919 (34-37) Louisville (2) 1997

REBOUNDING AVERAGE

45.5 Charlotte (2) 2004

REBOUNDS

154 Marquette (4) 1997

REBOUND MARGIN

+14.0 SMU (2) 2006

FEWEST REBOUNDS ALLOWED

52 UTEP (2) 2006

ASSIST AVERAGE

19.0 UAB (2) 2004

ASSISTS

58 Marquette (4) 1997

MOST TURNOVERS

60 Saint Louis (4) 2000

FEWEST TURNOVERS

15 Charlotte (2) 2002

BLOCK AVERAGE

8.0 UCF (2) 2006

BLOCKS

20 Marquette (4) 1997

STEAL AVERAGE

12.5 UAB (2) 2004

Tulane (2) 2000

STEALS

48 UAB (4) 2003

TOTAL ATTENDANCE

82,386 U.S. Bank Arena, Cincinnati 2004

ATTENDANCE AVERAGE

13,731 U.S. Bank Arena, Cincinnati 2004

CHAMPIONSHIP FINAL GAME – TEAM

POINTS - ONE TEAM

85 Cincinnati 1996

POINTS - BOTH TEAMS

169 Cincinnati (85) vs. Marquette (84) 1996

FIELD GOALS

31 Cincinnati 1996

FIELD GOAL ATTEMPTS

73 UAB 2003

FIELD GOAL PERCENTAGE

.510 (25-49) Louisville 2005

3-POINT FIELD GOALS

10 Louisville 2005

Charlotte 1999

3-POINT FIELD GOAL ATTEMPTS

26 Louisville 1999

3-POINT FIELD GOAL PERCENTAGE

.652 (15-23) Louisville 2005

FREE THROWS

29 Louisville 2003

FREE THROW ATTEMPTS

31 Cincinnati 1996, 2002

FREE THROW PERCENTAGE (Min. 15 FT made)

.826 (19-23) UAB 2003

OFFENSIVE REBOUNDS

22 Cincinnati 1996

DEFENSIVE REBOUNDS

31 Louisville 2003

TOTAL REBOUNDS

50 Cincinnati 1996

ASSISTS

19 Memphis 2005

MOST TURNOVERS

17 Louisville 2005

FEWEST TURNOVERS

4 Cincinnati 2001

BLOCKS

7 Charlotte 2001

STEALS

12 UAB 2003

ATTENDANCE

17,202 UAB at Louisville 2003

2006

FedExForum, Memphis, Tenn.

First Round

Wednesday, March 8

- (10) SMU 61, (7) Rice 59
(11) Southern Miss 66, (6) Tulsa 61
(8) Tulane 64, (9) Marshall 58
(5) UCF 65, (12) East Carolina 52

Quarterfinals

Thursday, March 9

- (2) UAB 69, SMU 56
(3) UTEP 66, Southern Miss 47
(1) Memphis 75, Tulane 56
(4) Houston 71, UCF 52

Semifinals

Friday, March 10

- Memphis 68, Houston 54
UAB 63, UTEP 60

Finals

Saturday, March 11

- Memphis 57, UAB 46

2005

FedExForum, Memphis, Tenn.

First Round

Wednesday, March 9

- (8) TCU 60, (9) Marquette 57 (OT)
(5) DePaul 81, (12) Tulane 71
(7) Memphis 79, (10) Saint Louis 59
(11) USF 69, (6) Houston 64

Quarterfinals

Thursday, March 10

- (1) Louisville 85, TCU 61
(4) UAB 59, DePaul 56
Memphis 83, (2) Charlotte 69
USF 80, (3) Cincinnati 68

Semifinals

Friday, March 11

- Louisville 74, UAB 67
Memphis 81, USF 68

Finals

Saturday, March 12

- Louisville 75, Memphis 74

2004

U.S. Bank Arena, Cincinnati, Ohio

First Round

Wednesday, March 10

- (5) Charlotte 78, (12) Tulane 48

- (9) TCU 64, (8) Marquette 62
(6) Louisville 61, (11) East Carolina 54
(7) Saint Louis 52, (10) Southern Miss 46

Quarterfinals

Thursday, March 11

- (4) UAB 77, Charlotte 66
(1) DePaul 89, TCU 65
(3) Cincinnati 64, Louisville 62
Saint Louis 72, (2) Memphis 61

Semifinals

Friday, March 12

- DePaul 75, UAB 74 (OT)
Cincinnati 66, Saint Louis 46

Finals

Saturday, March 13

- Cincinnati 55, DePaul 50

2003

Freedom Hall, Louisville, Ky.

First Round

Wednesday, March 12

- (10) USF 76, (7) DePaul 74
(6) Tulane 74, (11) Houston 52
(9) UAB 85, (8) Charlotte 71
(12) Southern Miss 63, (5) Cincinnati 61

Quarterfinals

Thursday, March 13

- (2) Memphis 62, (10) USF 56
(3) Louisville 82, (6) Tulane 66
(9) UAB 83, (1) Marquette 76
(4) Saint Louis 69, (12) Southern Miss 56

Semifinals

Friday, March 14

- (3) Louisville 78, (2) Memphis 75
(9) UAB 63, (4) Saint Louis 62

Finals

Saturday, March 15

- (3) Louisville 83, (9) UAB 78

2002

Firststar Center, Cincinnati, Ohio

First Round

Wednesday, March 6

- (7) Louisville 110, TCU 86
(6) Houston 58, (11) East Carolina 49
(8) USF 65, (9) UAB 62
(12) Tulane 50, (5) Saint Louis 47

Quarterfinals

Thursday, March 7

- (2) Marquette 84, Louisville 76
(6) Houston 80, (3) Memphis 74
(1) Cincinnati 79, USF 57
(4) Charlotte 78, Tulane 69

Semifinals

Friday, March 8

- Marquette 85, Houston 73
Cincinnati 71, Charlotte 55

Finals

Saturday, March 9

- Cincinnati 77, Marquette 63

2001

Freedom Hall, Louisville, Ky.

First Round

Wednesday, March 7

- (6) USF 63, (11) DePaul 59
(7) Saint Louis 78, (10) Houston 65
(8) UAB 74, (9) Louisville 61
(5) Marquette 72, (12) Tulane 67

Quarterfinals

Thursday, March 8

- (3) Charlotte 77, (6) USF 74
(2) Southern Miss 63, (7) Saint Louis 54
(1) Cincinnati 73, (8) UAB 70
(4) Memphis 71, (5) Marquette 64

Semifinals

Friday, March 9

- (3) Charlotte 75, (2) Southern Miss 63
(1) Cincinnati 89, (4) Memphis 79

Finals

Saturday, March 10

- (3) Charlotte 80, (1) Cincinnati 72

2000

The Pyramid, Memphis, Tenn.

First Round

Wednesday, March 8

- (9) Saint Louis 59, (8) Southern Miss 51
(12) Houston 77, (5) Marquette 75
(11) Memphis 60, (6) USF 58
(7) Charlotte 76, (10) UAB 73

Quarterfinals

Thursday, March 9

Saint Louis 68, (1) Cincinnati 58
 (4) Tulane 76, Houston 69
 (3) DePaul 80, Memphis 76
 Charlotte 57, (2) Louisville 52

Semifinals

Friday, March 10

Saint Louis 64, Tulane 46
 DePaul 56, Charlotte 49

Finals

Saturday, March 11

Saint Louis 56, DePaul 49

1999

*Birmingham-Jefferson Civic Center,
 Birmingham, Ala.*

First Round

Wednesday, March 3

(9) USF 88, (8) Memphis 81 (ot)
 (5) Charlotte 75, (12) Houston 51
 (6) DePaul 95, (11) Tulane 59
 (7) Saint Louis 59, (10) Marquette 52

Quarterfinals

Thursday, March 4

(1) Cincinnati 76, USF 56
 Charlotte 83, (4) Southern Miss 75
 (3) UAB 79, DePaul 73
 (2) Louisville 70, Saint Louis 61

Semifinals

Friday, March 5

Charlotte 55, Cincinnati 52
 Louisville 77, UAB 68

Finals

Saturday, March 6

Charlotte 68, Louisville 59

1998

Shoemaker Center, Cincinnati, Ohio

First Round

Wednesday, March 4

(7) Marquette 52, (10) DePaul 50
 (6) Southern Miss 73, (11) Houston 57
 (9) Louisville 75, (8) USF 64
 (5) Saint Louis 71, (12) Tulane 53

Quarterfinals

Thursday, March 5

(2) Charlotte 63, Marquette 55
 Southern Miss 85, (3) Memphis 57
 (1) Cincinnati 64, Louisville 50
 (4) UAB 76, Saint Louis 74

Semifinals

Friday, March 6

Cincinnati 100, UAB 85
 Charlotte 65, Southern Miss 53

Finals

Saturday, March 7

Cincinnati 71, Charlotte 57

1997

Kiel Center, St. Louis, Mo.

First Round

Wednesday, March 5

(6) Louisville 69, (11) USF 58
 (7) UAB 55, (10) Houston 54
 (9) Saint Louis 69, (8) Southern Miss 61
 (5) Marquette 79, (12) DePaul 53

Quarterfinals

Thursday, March 6

(3) Charlotte 64, (6) Louisville 60
 (7) UAB 74, (2) Tulane 70
 (1) Cincinnati 71, (9) Saint Louis 43
 (5) Marquette 63, (4) Memphis 45

Semifinals

Friday, March 7

(3) Charlotte 67, (7) UAB 65
 (5) Marquette 91, (1) Cincinnati 79

Finals

Saturday, March 8

(5) Marquette 60, (3) Charlotte 52

1996

The Pyramid, Memphis, Tenn.

First Round

Wednesday, March 6

(9) Saint Louis 61, (8) Southern Miss 44
 (11) USF 73, (6) UAB 57
 (10) DePaul 66, (7) Charlotte 60

Quarterfinals

Thursday, March 7

(4) Louisville 98, (5) Tulane 79
 (1) Cincinnati 62, (9) Saint Louis 59 (ot)
 (3) Marquette 65, (11) USF 56
 (2) Memphis 92, (10) DePaul 69

Semifinals

Friday, March 8

(1) Cincinnati 92, (4) Louisville 81
 (3) Marquette 72, (2) Memphis 60

Finals

Saturday, March 9

(1) Cincinnati 85, (3) Marquette 84 (ot)



Memphis celebrates after winning the 2006 C-USA Men's Basketball Championship in Memphis at FedExForum.

FRESHMAN

POINTS

Game	41	Marcus Moody, MEM, at Oklahoma	12-13-97
C-USA Game	40	Larry Hughes, SLU, at Marquette	1-24-98
Season Avg.	21.2	Dajuan Wagner, MEM (762 in 36)	2001-02
C-USA Avg.	21.3	Larry Hughes, SLU (319 in 15)	1997-98
Season Total	762	Dajuan Wagner, MEM	2001-02
C-USA Total	326	Dajuan Wagner, MEM	2001-02

REBOUNDS

Game	20	Quentin Richardson, DPU vs. UAB	1-14-99
C-USA Game	20	Quentin Richardson, DPU vs. UAB	1-14-99
Season Avg.	10.5	Quentin Richardson DPU (327 in 31)	1998-99
C-USA Avg.	10.6	Quentin Richardson DPU (170 in 16)	1998-99
Season Total	327	Quentin Richardson, DPU	1998-99
C-USA Total	170	Quentin Richardson, DPU	1998-99

ASSISTS

Game	13	Cliff Clinkscales, DPU vs. Northwestern State	12-18-04
C-USA Game	12	Sammy Meija, DPU vs. Marquette	2-7-04
	12	Imari Sawyer, DPU vs. Saint Louis	1-31-01
Season Avg.	5.97	Imari Sawyer, DPU (179 assists in 30)	2000-01
C-USA Avg.	5.6	Courtney Trask, MEM (89 in 16)	1999-2000
Season Total	180	Corey Santee, TCU	2001-02
C-USA Total	89	Courtney Trask, MEM	1999-2000

BLOCKS

Game	8	Gerrick Morris, USF vs. George Washington	11-28-00
	8	Moussa Badiane, ECU vs. Old Dominion	12-8-01
	8	Emmanuel Adeife, HOU vs. Florida Tech	11-22-05
C-USA Game	7	Kelly Wise, MEM vs. Marquette	2-21-99
	7	Jason Maxiell, CIN vs. Saint Louis	2-12-02
Season Avg.	3.62	Moussa Badiane, ECU, (87 in 24)	2001-02
C-USA Avg.	3.06	Moussa Badiane, ECU, (49 in 16)	2001-02
Season Total	87	Moussa Badiane, ECU	2001-02
C-USA Total	49	Moussa Badiane, ECU	2001-02

STEALS

Game	8	Larry Hughes, SLU, at Tulane	1-7-98
C-USA Game	8	Larry Hughes, SLU, at Tulane	1-7-98
Season Avg.	2.2	Larry Hughes, SLU (69 in 32)	1997-98
C-USA Avg.	2.3	Larry Hughes, SLU (34 in 15)	1997-98
Season Total	69	Larry Hughes, SLU	1997-98
C-USA Total	34	Larry Hughes, SLU	1997-98

SOPHOMORE

POINTS

Game	40	Danny Fortson, CIN, at Xavier	1-17-96
C-USA Game	34	Danny Fortson, CIN, at Southern Miss	1-11-96
Season Avg.	20.1	Danny Fortson, CIN (664 in 33)	1995-96
C-USA Avg.	20.8	Danny Fortson, CIN (291 in 14)	1995-96
Season Total	664	Danny Fortson, CIN	1995-96
C-USA Total	304	Altron Jackson, USF	1999-2000

REBOUNDS

Game	27	Andre Brown, DPU, vs. TCU	2-6-02
C-USA Game	27	Andre Brown, DPU, vs. TCU	2-6-02
Season Avg.	10.4	Lorenzen Wright, MEM (313 in 30)	1995-96
C-USA Avg.	10.2	Lorenzen Wright, MEM (143 in 14)	1995-96
Season Total	325	Quentin Richardson, DPU	1999-2000
C-USA Total	167	Andre Brown, DPU	2001-02

ASSISTS

Game	17	Imari Sawyer, DPU vs. Youngstown State	11-25-01
C-USA Game	14	Rashon Burno, DPU vs. Charlotte	1-8-00
Season Avg.	6.9	Aaron Hutchins, MQT (215 in 31)	1995-96
C-USA Avg.	7.1	Aaron Hutchins, MQT (99 in 14)	1995-96
Season Total	215	Aaron Hutchins, MQT	1995-96
C-USA Total	99	Aaron Hutchins, MQT	1995-96

BLOCKS

Game	10	Kenyon Martin, CIN, vs. DePaul	2-21-98
C-USA Game	10	Kenyon Martin, CIN, vs. DePaul	2-21-98
Season Avg.	2.7	Kenyon Martin, CIN (82 in 30)	1997-98
C-USA Avg.	3.25	Kelly Wise, MEM (52 in 16)	1999-2000
Season Total	82	Kenyon Martin, CIN	1997-98
C-USA Total	52	Kelly Wise, MEM	1999-2000

STEALS

Game	7	B.B. Waldon, USF at Houston	2-19-00
		Bernard Smith, HOU vs. USM	2-19-00
		Tony Johnson, UAB vs. Alcorn State	1-3-01
		Eddie Basden, CHA vs. DePaul	3-1-03
C-USA Game	7	B.B. Waldon, USF at Houston	2-19-00
		Bernard Smith, HOU vs. USM	2-19-00
		Eddie Basden, CHA vs. DePaul	3-1-03
Season Avg.	2.6	Jermaine Watts, DPU	1995-96
C-USA Avg.	2.8	Cardell Johnson, UAB	2003-04
Season Total	80	Rashon Burno, DPU	1999-2000
C-USA Total	45	Cardell Johnson, UAB	2003-04

JUNIOR

POINTS

Game	42	Melvin Levett, CIN, vs. Eastern Kentucky	12-20-97
	42	Junior Blount, TCU, vs. Tulane	2-26-02
C-USA Game	42	Junior Blount, TCU, vs. Tulane	2-26-02
Season Avg.	21.9	Morris Almond, RICE (612 in 28)	2005-06
C-USA Avg.	25.1	Morris Almond, RICE (351 in 14)	2005-06
Season Total	710	Dwyane Wade, MQT	2002-03
C-USA Total	364	Junior Blount, TCU	2001-02

REBOUNDS

Game	26	Jamal Brown, TCU, vs. North Texas	12-23-01
C-USA Game	24	Erroyl Bing, ECU vs. USF	1-25-03
Season Avg.	10.4	James Harper, USF (291 in 28)	1995-96
C-USA Avg.	10.6	Corey Rouse, ECU (169 in 16)	2004-05
Season Total	363	Kelly Wise, MEM	2000-01
C-USA Total	169	Corey Rouse, ECU	2004-05

ASSISTS

Game	17	Sean Colson, CHA, at Houston	2-8-97
C-USA Game	17	Sean Colson, CHA, at Houston	2-8-97
Season Avg.	6.8	Reggie Kohn, USF (220 in 32)	2001-02
C-USA Avg.	7.5	Reggie Kohn, USF (120 in 16)	2001-02
Season Total	220	Reggie Kohn, USF	2001-02
C-USA Total	120	Reggie Kohn, USF	2001-02

BLOCKS

Game	8	Lawrence Nelson, TLN, vs. Southern Miss	1-11-97
C-USA Game	8	Lawrence Nelson, TLN, vs. Southern Miss	1-11-97
Season Avg.	3.3	Moussa Badiane, ECU (90 in 27)	2003-04
C-USA Avg.	3.4	Moussa Badiane, ECU (55 in 16)	2003-04
Season Total	90	Moussa Badiane, ECU	2003-04
C-USA Total	55	Moussa Badiane, ECU	2003-04

STEALS

Game	9	Willie Coleman, DPU, vs. Louisville	2-28-98
		Alvin Sims, LOU, vs. VCU	11-25-96
C-USA Game	9	Willie Coleman, DPU, vs. Louisville	2-28-98
Season Avg.	3.39	Oliver Lafayette, HOU (105 in 31)	2005-06
C-USA Avg.	3.6	Willie Coleman, DPU (57 in 16)	1997-98
Season Total	105	Willie Coleman, DPU	1997-98
	105	Oliver Lafayette, HOU	2005-06
C-USA Total	57	Willie Coleman, DPU	1997-98

SENIOR

POINTS

Game	41	Steve Logan, CIN, vs. Southern Miss	2-15-02
C-USA Game	41	Steve Logan, CIN, vs. Southern Miss	2-15-02
Season Avg.	22.0	Steve Logan, CIN (770 in 35)	2001-02
C-USA Avg.	22.7	Kenyon Martin, CIN (363 in 16)	1999-2000
Season Total	770	Steve Logan, CIN	2001-02
C-USA Total	363	Kenyon Martin, CIN	1999-2000

REBOUNDS

Game	21	Louis Truscott, HOU at TCU	2-1-03
C-USA Game	21	Louis Truscott, HOU at TCU	2-1-03
Season Avg.	11.2	Louis Truscott, HOU (315 in 28)	2002-03
C-USA Avg.	11.6	Kenyon Martin, CIN (172 in 16)	1999-2000
Season Total	341	Ellis Myles, LOU	2004-05
C-USA Total	179	Louis Truscott, HOU	2002-03

ASSISTS

Game	18	Sean Colson, CHA, vs. Houston	2-28-98
C-USA Game	18	Sean Colson, CHA, vs. Houston	2-28-98
Season Avg.	8.0	Sean Colson, CHA (231 in 29)	1997-98
C-USA Avg.	9.5	Sean Colson, CHA (143 in 15)	1997-98
Season Total	231	Sean Colson, CHA	1997-98
C-USA Total	143	Sean Colson, CHA	1997-98

BLOCKS

Game	10	Gerrick Morris, USF vs. Wright State	11-29-03
		Kenyon Martin, CIN vs. Memphis	1-19-00
C-USA Game	10	Gerrick Morris, USF vs. Houston	2-21-04
		Kenyon Martin, CIN vs. Memphis	1-19-00
Season Avg.	4.11	Anwar Ferguson, HOU (111 in 27)	2003-04
C-USA Avg.	4.38	Gerrick Morris, USF (70 in 16)	2003-04
Season Total	111	Anwar Ferguson, USF	2003-04
C-USA Total	70	Gerrick Morris, USF	2003-04

STEALS

Game	12	Cardell Johnson, UAB vs. South Carolina State	11-27-05
C-USA Game	8	Marlo Miles, TLN vs. Saint Louis	2-19-00
Season Avg.	3.21	Eddie Basden, CHA (93 in 29)	2004-05
C-USA Avg.	3.31	Eddie Basden, CHA (53 in 16)	2004-05
Season Total	105	Eric Bush, UAB	2002-03
C-USA Total	53	Eddie Basden, CHA	2004-05

SCORING

PLAYER, SCHOOL	YRS.	G	PTS
Altron Jackson, USF	1999-02	122	2017
Steve Logan, CIN	1999-02	135	1985
Reece Gaines, LOU	1999-03	125	1945
Rodney Carney, MEM	2003-06	133	1901
B.B. Waldon, USF	1999-02	118	1869
Corey Santee, TCU	2003-05	123	1832
DeMarco Johnson, CHA	1996-98	91	1763
Jobey Thomas, CHA	1999-02	130	1737
Travis Diener, MQT	2002-05	120	1691
Brian Wardle, MQT	1998-01	117	1690

SCORING AVERAGE

PLAYER, SCHOOL	YRS.	G	PTS-AVG
Dajuan Wagner, MEM	2001-02	36	762-21.2
Danny Fortson, CIN	1996-98	66	1367-20.7
Carlos Williams, UAB	1996-98	62	1236-19.9
Dwyane Wade, MQT	2001-03	65	1,281-19.7
DeMarco Johnson, CHA	1996-98	91	1763-19.3
Gee Gervin, HOU	1999-00	58	1114-19.2
Jerald Honeycutt, TLN	1996-97	63	1194-19.0
Omar Sneed, MEM	1998-99	57	1072-18.8
Junior Blount, TCU	2001-03	59	1098-18.6
Quentin Richardson, DPU	1998-00	64	1147-17.9

REBOUNDS

PLAYER, SCHOOL	YRS.	G	REB
Kelly Wise, MEM	1998-02	124	1075
Ellis Myles, LOU	2000-05	124	998
B.B. Waldon, USF	1998-02	118	928
Jason Maxiell, CIN	2002-05	129	908
Kenyon Martin, CIN	1997-00	116	869
Andre Brown, DPU	2000-04	107	855
DeMarco Johnson, CHA	1996-98	91	796
Eddie Basden, CHA	2002-05	118	765
Vandarel Jones, USM	1998-01	118	734
LeDaryl Billingsley, TLN	1998-01	115	722

REBOUNDING AVERAGE

PLAYER, SCHOOL	YRS.	G	REB-AVG
Louis Truscott, HOU	2001-03	60	612-10.20
Quentin Richardson, DPU	1998-00	64	652-10.19
Charles Gaines, USM	2002-04	57	568-9.96
Jamal Brown, TCU	2001-03	57	502-9.81
James Harper, USF	1996-97	54	521-9.65
Chris Massie, MEM	2001-03	59	564-9.56
Danny Fortson, CIN	1996-97	66	615-9.32
Carlos Williams, UAB	1996-97	62	571-9.21
DeMarco Johnson, CHA	1996-98	91	797-8.76
Kelly Wise, MEM	1999-02	124	1075-8.67

All players listed must have played a minimum of two seasons.

FIELD GOALS MADE

PLAYER, SCHOOL	YRS.	G	FG
B.B. Waldon, USF	1998-02	122	776
Altron Jackson, USF	1998-01	118	741
Rodney Carney, MEM	2003-06	133	659
Corey Santee, TCU	2002-05	123	658
Steve Logan, CIN	1999-02	135	641
DeMarco Johnson, CHA	1996-98	91	640
Reece Gaines, LOU	1999-03	125	632
Kelly Wise, MEM	1998-02	124	591
Nate Johnson, LOU	1997-00	125	588
Brian Wardle, MQT	1998-01	117	571

FIELD GOAL ATTEMPTS

PLAYER, SCHOOL	YRS.	G	FGA
Altron Jackson, USF	1998-02	122	1644
Rodney Carney, MEM	2003-06	133	1587
Corey Santee, TCU	2002-05	123	1583
Steve Logan, CIN	1999-02	135	1475
Brian Wardle, MQT	1998-01	117	1430
B.B. Waldon, USF	1998-01	118	1413
Reece Gaines, LOU	1999-03	125	1399
Mo Finley, UAB	1999-04	121	1350
Jobey Thomas, CHA	2000-02	130	1341
Demon Brown, CHA	2000-04	120	1328

FIELD GOAL PERCENTAGE (min. 5 made per game)

PLAYER, SCHOOL	YRS.	G	FG-FGA	PCT
Kenyon Martin, CIN	1997-00	116	513-875	.586
Chris Massie, MEM	2001-03	59	287-493	.582
Danny Fortson, CIN	1996-97	66	465-805	.578
Rayshard Allen, TLN	1996-97	53	279-501	.557
Galen Robinson, HOU	1996-97	56	346-631	.548
Omar Sneed, MEM	1997-99	57	405-739	.548
Pete Mickeal, CIN	1998-00	65	325-596	.545
Kelly Wise, MEM	1998-02	124	591-1107	.534
Louis Truscott, HOU	2001-03	60	323-608	.531
B.B. Waldon, USF	1998-02	118	741-1414	.524

THREE-POINT FIELD GOALS MADE

PLAYER, SCHOOL	YRS.	G	3-PT FG
Jobey Thomas, CHA	1999-02	130	346
Demon Brown, CHA	2000-04	120	341
Rodney Carney, MEM	2003-06	133	287
Travis Diener, MQT	2002-05	120	284
Field Williams, CIN	2000-04	126	262
Steve Logan, CIN	1999-02	135	258
Taquan Dean, LOU	2003-05	97	254
Reggie Kohn, USF	2000-03	123	252
Mo Finley, UAB	1999-04	121	248
Corey Santee, TCU	2002-05	123	243

THREE-POINT FIELD GOALS ATTEMPTED

PLAYER, SCHOOL	YRS.	G	3-PT FGA
Demon Brown, CHA	2000-04	120	960
Jobey Thomas, CHA	1999-02	130	884
Rodney Carney, MEM	2003-06	133	792
Corey Santee, TCU	2002-05	123	700
Travis Diener, MQT	2002-05	120	687
Steve Logan, CIN	1999-02	135	682
Mo Finley, UAB	1999-04	121	679
Andre Owens, HOU	2003-05	87	675
Reggie Kohn, USF	1999-03	123	659
Field Williams, CIN	2000-04	126	655

THREE-POINT FIELD GOAL PERCENTAGE (min. 1.5 made per game)

PLAYER, SCHOOL	YRS.	G	3FG-3FGA	PCT
Aaron Hutchins, MQT	1996-98	89	195-420	.466
Steve Novak, MQT	2003-05	95	233-509	.458
Detric Golden, MEM	1997-98	29	47-107	.439
Peter Patton, DPU	1995-96	29	60-142	.423
Travis Diener, MQT	2002-05	120	284-689	.413
Drake Diener, DPU	2002-05	120	216-526	.411
Taquan Dean, LOU	2003-05	97	254-621	.409
Darnell Burton, CIN	1996-97	64	183-451	.406
Field Williams, CIN	2000-04	126	262-655	.401
Marcus Shropshire, TCU	2004-05	64	161-404	.396

FREE THROWS MADE

PLAYER, SCHOOL	YRS.	G	FT
Reece Gaines, LOU	1999-03	125	456
DeMarco Johnson, CHA	1996-98	91	449
Steve Logan, CIN	1999-02	135	445
Jason Maxiell, CIN	2002-05	129	440
Danny Fortson, CIN	1995-97	66	437
Travis Diener, MQT	2002-05	120	385
Marques Maybin, LOU	1998-01	118	382
Marque Perry, SLU	2000-03	113	361
Ellis Myles, LOU	2001-05	124	357
Brian Wardle, MQT	1998-01	117	351

FREE THROWS ATTEMPTED

PLAYER, SCHOOL	YRS	G	FTA
Jason Maxiell, CIN	2002-05	129	674
Ellis Myles, LOU	2001-05	124	662
Reece Gaines, LOU	1999-03	125	608
DeMarco Johnson, CHA	1996-98	91	597
B.B. Waldon, USF	1998-02	118	586
Ledaryl Billingsley, TLN	1998-01	115	582
Danny Fortson, CIN	1996-97	66	573
Vandarel Jones, USM	1998-01	118	565
Kelly Wise, MEM	1998-02	124	561
Steve Logan, CIN	1999-02	135	517

FREE THROW PERCENTAGE (min. 1.5 made per game)

PLAYER, SCHOOL	YRS.	G	FT-FTA	PCT
Marcus Shropshire, TCU	2004-05	64	114-124	.919
Steve Novak, MQT	2003-05	95	169-185	.914
Roderick Howard, CHA	1996-97	60	155-173	.896
Junior Blount, TCU	2001-03	59	228-261	.874
Drake Diener, DPU	2002-05	120	192-220	.873
Steve Logan, CIN	1999-02	135	445-517	.861
Jobey Thomas, CHA	1999-02	130	263-308	.854
Dylan Osean, TLN	1997-00	113	195-229	.851
Francisco Garcia, LOU	2003-05	98	309-364	.849
Dominic Smith, HOU	2000-02	60	293-349	.839

BLOCKED SHOTS

PLAYER, SCHOOL	YRS.	G	BLK
Moussa Badiane, ECU	2002-05	105	314
Kenyon Martin, CIN	1997-00	116	292
Gerrick Morris, USF	2000-04	114	263
Jason Maxiell, CIN	2002-05	129	252
Kelly Wise, MEM	1999-02	124	226
Lawrence Nelson, TLN	1996-98	89	176
Vandarel Jones, USM	1998-01	118	175
Quincy Davis, TLN	2003-06	105	165
Anwar Ferguson, HOU	2002-04	55	160
Duane Erwin, MEM	2002-05	123	155

BLOCKS AVERAGE

PLAYER, SCHOOL	YRS.	G	BLK-AVG
Moussa Badiane, ECU	2002-05	105	314-2.99
Anwar Ferguson, HOU	2002-04	55	160-2.91
Kenyon Martin, CIN	1997-00	116	292-2.51
Faisal Abraham, MQT	1996-98	61	142-2.33
Gerrick Morris, USF	2000-04	114	263-2.31
Carlos Booker, USM	1999-00	57	131-2.29
Lawrence Nelson, TLN	1996-98	89	176-1.98
Jason Maxiell, CIN	2002-05	129	251-1.95

ASSISTS

PLAYER, SCHOOL	YRS.	G	AST
Reggie Kohn, USF	1999-03	123	632
Travis Diener, MQT	2002-05	120	617
Corey Santee, TCU	2002-05	123	575
Aaron Hutchins, MQT	1996-98	89	491
Antonio Burks, MEM	2001-04	91	487
Cardell Johnson, UAB	2003-06	96	482
Steve Logan, CIN	1999-02	135	456
Rashon Burno, DPU	1999-02	120	439
Josh Fisher, SLU	2000-04	123	436
Cordell Henry, MQT	1999-02	120	430

ASSIST AVERAGE

PLAYER, SCHOOL	YRS.	G	AST-AVG
Sean Colson, CHA	1996-98	60	427-7.12
Aaron Hutchins, MQT	1995-98	89	491-5.52
Antonio Burks, MEM	2001-04	91	487-5.35
Kenny Satterfield, CIN	1999-01	68	355-5.22
Reggie Kohn, USF	1999-03	123	632-5.14
Travis Diener, MQT	2002-05	120	617-5.14
Cardell Johnson, UAB	2003-06	96	482-5.02
Chris Garner, MEM	1996-97	61	298-4.89
Corey Santee, TCU	2002-05	123	575-4.67

STEALS

PLAYER, SCHOOL	YRS.	G	STL
Eddie Basden, CHA	2002-05	118	264
Cedric Smith, USF	1998-01	119	231
Cardell Johnson, UAB	2003-06	96	224
B.B. Waldon, USF	1999-02	132	215
Rashon Burno, DPU	1999-02	120	201
Waitari Marsh, TLN	1998-03	117	194
Reggie Kohn, USF	1999-03	123	193
Reece Gaines, LOU	1999-03	125	191
Nate Johnson, LOU	1997-00	125	182
Altron Jackson, USF	1998-02	122	181

STEALS AVERAGE

PLAYER, SCHOOL	YRS.	G	STL-AVG
Eric Bush, UAB	2001-03	64	169-2.64
Willie Coleman, DPU	1998-99	58	152-2.62
Chris Garner, MEM	1996-97	61	157-2.57
Jermaine Watts, DPU	1996-98	47	120-2.55
Alvin Sims, LOU	1996-97	69	169-2.45
Brian Latham, HOU	2004-06	63	148-2.35
Cardell Johnson, UAB	2004-06	96	224-2.33
Dwyane Wade, MQT	2001-03	65	150-2.31
Eddie Basden, CHA	2002-05	118	264-2.24

Ricky Stokes, East Carolina

Year	Record	School
1999-00	16-15 (.516)	Virginia Tech
2000-01	8-19 (.296)	Virginia Tech
2001-02	10-18 (.357)	Virginia Tech
2002-03	12-17 (.414)	Virginia Tech
2005-06	8-20 (.286)	East Carolina
Total	54-89 (.378)	5 seasons

Tom Penders, Houston

Year	Record	School
1971-72	12-8 (.600)	Tufts
1972-73	22-4 (.846)	Tufts
1973-74	20-6 (.769)	Tufts
1974-75	4-22 (.154)	Columbia
1975-76	8-17 (.320)	Columbia
1976-77	16-10 (.615)	Columbia
1977-78	15-11 (.577)	Columbia
1978-79	7-22 (.318)	Fordham
1979-80	11-17 (.393)	Fordham
1980-81	19- 9 (.679)	Fordham
1981-82	18-11 (.621)	Fordham
1982-83	19-11 (.633)	Fordham
1983-84	19-15 (.559)	Fordham
1984-85	19-12 (.612)	Fordham
1985-86	13-17 (.433)	Fordham
1986-87	20-10 (.667)	Rhode Island
1987-88	28- 7 (.800)	Rhode Island
1988-89	25- 9 (.735)	Texas
1989-90	24- 9 (.727)	Texas
1990-91	23- 9 (.719)	Texas
1991-92	23-12 (.657)	Texas
1992-93	11-17 (.393)	Texas
1993-94	26- 8 (.765)	Texas
1994-95	23- 7 (.767)	Texas
1995-96	21-10 (.677)	Texas
1996-97	18-12 (.600)	Texas
1997-98	14-17 (.452)	Texas
1998-99	20- 9 (.689)	George Washington
1999-00	15-15 (.500)	George Washington
2000-01	14-18 (.437)	George Washington
2004-05	18-14 (.563)	Houston
2005-06	21-101 (.677)	Houston
Total	566-385 (.595)	32 seasons

Ron Jirsa, Marshall

Year	Record	School
1997-98	20-15 (.571)	Georgia
1998-99	15-15 (.500)	Georgia
2003-04	12-17 (.414)	Marshall
2004-05	6-22 (.214)	Marshall
2005-06	12-16 (.429)	Marshall
Total	65-85 (.433)	5 seasons

John Calipari, Memphis

Year	Record	School
1988-89	10-18 (.357)	UMass
1989-90	17-14 (.548)	UMass
1990-91	20-13 (.606)	UMass
1991-92	30-5 (.857)	UMass
1992-93	24-7 (.774)	UMass
1993-94	28-7 (.800)	UMass
1994-95	29-5 (.853)	UMass
1995-96	35-2 (.946)	UMass
2000-01	21-15 (.583)	Memphis
2001-02	27-9 (.750)	Memphis
2002-03	23-7 (.767)	Memphis
2003-04	22-8 (.733)	Memphis
2004-05	22-16 (.579)	Memphis
2005-06	33-4 (.892)	Memphis
Total	341-130 (.724)	14 seasons

Willis Wilson, Rice

Year	Record	School
1992-93	19-9 (.679)	Rice
1993-94	15-14 (.517)	Rice
1994-95	15-13 (.536)	Rice
1995-96	14-14 (.500)	Rice
1996-97	12-15 (.444)	Rice
1997-98	6-22 (.214)	Rice
1998-99	18-10 (.643)	Rice
1999-00	5-22 (.185)	Rice
2000-01	14-16 (.467)	Rice
2001-02	10-19 (.344)	Rice
2002-03	19-10 (.655)	Rice
2003-04	22-11 (.667)	Rice
2004-05	19-12 (.613)	Rice
2005-06	12-16 (.429)	Rice
Total	200-203 (.496)	14 seasons

Matt Doherty, SMU

Year	Record	School
1999-2000	22-15 (.595)	Notre Dame
2000-2001	26-7 (.788)	North Carolina
2001-2002	8-20 (.286)	North Carolina
2002-2003	19-16 (.543)	North Carolina
2005-2006	15-13 (.536)	Florida Atlantic
Total	90-71 (.559)	5 seasons

Larry Eustachy, Southern Miss

Year	Record	School
1990-91	19-11 (.633)	Idaho
1991-92	18-14 (.563)	Idaho
1992-93	24-8 (.750)	Idaho
1993-94	14-13 (.519)	Utah State
1994-95	21-8 (.724)	Utah State
1995-96	18-15 (.545)	Utah State
1996-97	20-9 (.689)	Utah State
1997-98	25-8 (.756)	Utah State

Larry Eustachy, Southern Miss – (cont'd.)

1998-99	15-15 (.548)	Iowa State
1999-00	32-5 (.865)	Iowa State
2000-01	25-6 (.806)	Iowa State
2001-02	12-19 (.387)	Iowa State
2002-03	17-14 (.548)	Iowa State
2004-05	11-17 (.393)	Southern Miss
2005-06	10-21 (.323)	Southern Miss
Total	281-183 (.606)	15 seasons

Dave Dickerson, Tulane

Year	Record	School
2005-06	12-17 (.414)	Tulane
Total	12-17 (.414)	1 season

Doug Wojcik, Tulsa

Year	Record	School
2005-06	11-17 (.393)	Tulsa
Total	11-17 (.393)	1 season

Mike Davis, UAB

Year	Record	School
2000-01	21-13 (.618)	Indiana
2001-02	25-12 (.676)	Indiana
2002-03	21-13 (.606)	Indiana
2003-04	14-15 (.483)	Indiana
2004-05	15-14 (.517)	Indiana
2005-06	19-12 (.613)	Indiana
Total	115-79 (.593)	6 seasons

Kirk Speraw, UCF

Year	Record	School
1987-88	24-7	Pensacola JC
1988-89	27-7	Pensacola JC
1989-90	31-7	Pensacola JC
1993-94	21-9 (.700)	UCF
1994-95	11-16 (.407)	UCF
1995-96	11-19 (.367)	UCF
1996-97	9-17 (.346)	UCF
1997-98	17-11 (.607)	UCF
1998-99	19-10 (.655)	UCF
1999-00	14-18 (.438)	UCF
2000-01	8-23 (.258)	UCF
2001-02	17-12 (.586)	UCF
2002-03	21-11 (.656)	UCF
2003-04	25-6 (.806)	UCF
2004-05	24-9 (.686)	UCF
2005-06	14-15 (.429)	UCF
Total	291-199 (.591)	16 seasons

Tony Barbee, UTEP

Year	Record	School
First Season		



John Calipari, Memphis

THE NCAA TOURNAMENT

	Years	Wins	Losses	Pct.
Mike Davis, UAB	4	7	4	.636
John Calipari, Memphis	8	10	8	.556
Tom Penders, Houston	10	12	10	.545
Larry Eustachy, Southern Miss	3	3	3	.500
Matt Doherty, SMU	1	1	1	.500
Kirk Speraw, UCF	4	0	4	.000
Ricky Stokes, East Carolina	0	0	0	.000
Ron Jirsa, Marshall	0	0	0	.000
Willis Wilson, Rice	0	0	0	.000
Dave Dickerson, Tulane	0	0	0	.000
Doug Wojcik, Tulsa	0	0	0	.000
Tony Barbee, UTEP	0	0	0	.000



Tom Penders, Houston

THE NIT

	Years	Wins	Losses	Pct.
John Calipari, Memphis	5	15	5	.750
Matt Doherty, SMU	2	6	2	.750
Tom Penders, Houston	8	1	8	.111
Willis Wilson, Rice	2	0	2	.000
Larry Eustachy, Southern Miss	2	0	2	.000
Mike Davis, UAB	1	0	1	.000
Ricky Stokes, East Carolina	0	0	0	.000
Ron Jirsa, Marshall	0	0	0	.000
Dave Dickerson, Tulane	0	0	0	.000
Doug Wojcik, Tulsa	0	0	0	.000
Kirk Speraw, UCF	0	0	0	.000
Tony Barbee, UTEP	0	0	0	.000



Larry Eustachy, Southern Miss

POSTSEASON C-USA CHAMPIONSHIP

	Years	Wins	Losses	Pct.
John Calipari, Memphis	5	8	5	.615
Tom Penders, Houston	2	2	2	.500
Dave Dickerson, Tulane	1	1	1	.500
Larry Eustachy, Southern Miss	1	1	1	.500
Kirk Speraw, UCF	1	1	1	.500
Ron Jirsa, Marshall	1	0	1	.000
Ricky Stokes, East Carolina	1	0	1	.000
Willis Wilson, Rice	1	0	1	.000
Doug Wojcik, Tulsa	1	0	1	.000
Matt Doherty, SMU	0	0	0	.000
Mike Davis, UAB	0	0	0	.000
Tony Barbee, UTEP	0	0	0	.000

LOPSIDED GAMES

ALL GAMES

+70	(112-42)	MEMPHIS def. Howard	1-3-01
+69	(131-62)	HOUSTON def. Florida Tech	11-22-06
+64	(104-40)	LOUISVILLE def. Morehead St.	12-27-04
+63	(102-39)	CHARLOTTE def. North Carolina A&T	11-24-03
+62	(102-40)	MEMPHIS def. Savannah State	11-11-04
+58	(88-30)	TULANE def. Morris Brown	1-4-03
+58	(119-61)	LOUISVILLE def. Morehead State	12-6-95
+56	(103-47)	TULANE def. Savannah State	12-20-02
+55	(104-49)	MARQUETTE def. Prairie View A&M	12-6-96
+54	(92-38)	LOUISVILLE def. South Alabama	11-18-01
+53	(106-53)	CINCINNATI def. Eastern Kentucky	12-20-97
	(105-52)	UAB def. Prairie View A&M	11-30-95
	(102-49)	MARQUETTE def. Chicago State	11-18-01
+52	(89-37)	CINCINNATI def. Southern Miss	2-15-02
+51	(107-56)	LOUISVILLE def. VMI	12-23-03
	(90-39)	CINCINNATI def. Coppin State	12-8-01
+50	(101-51)	CINCINNATI def. Wyoming	11-29-95
+48	(102-54)	LOUISVILLE def. Tennessee State	12-23-96
+48	(95-47)	LOUISVILLE def. Morgan State	12-7-98
+48	(105-57)	CINCINNATI def. Tulane	1-29-01
+47	(85-38)	MARQUETTE def. Morris Brown	1-2-02
+46	(93-47)	EAST CAROLINA def. UNC Pembroke	1-2-03
+46	(85-39)	TULANE def. Prairie View A&M	11-19-98
+46	(87-41)	SOUTHERN MISS def. Arkansas Tech	12-19-00
+45	(107-62)	LOUISVILLE def. Southern Miss	1-11-05
+44	(90-46)	CINCINNATI def. Howard	12-17-96
+44	(98-54)	MEMPHIS def. Christian Brothers	12-18-00
+43	(89-46)	SMU def. Savannah State	12-19-05

+43	(84-41)	CINCINNATI vs. Saint Louis	3-4-00
+43	(100-57)	TCU def. Arkansas-Monticello	11-19-01
+42	(80-38)	DE PAUL def. Chicago State	12-1-98
+42	(88-46)	CHARLOTTE def. Charleston Southern	12-6-00
	(96-54)	CHARLOTTE def. Tulane	2-23-02

C-USA REGULAR SEASON GAMES ONLY

+48	(105-57)	CINCINNATI def. Tulane	1-29-01
+45	(107-62)	LOUISVILLE def. Southern Miss	1-11-05
+43	(84-41)	CINCINNATI def. Saint Louis	3-4-00
+42	(96-54)	CHARLOTTE def. Tulane	2-23-02
+41	(100-59)	LOUISVILLE def. Charlotte	3-8-03
+40	(105-65)	Memphis def. TULANE	2-18-06
	(84-44)	DePaul def. TULANE	2-17-01
+39	(80-41)	MEMPHIS def. Southern Miss	2-14-06
+38	(116-78)	UAB def. Houston	1-9-99
+37	(115-78)	CINCINNATI def. Houston	12-22-98
+37	(75-38)	CINCINNATI def. DePaul	2-21-98
	(90-53)	CINCINNATI def. DePaul	2-1-97
+36	(95-59)	DE PAUL def. Tulane	3-3-99
+36	(109-73)	CINCINNATI def. DePaul	2-5-98
+35	(71-36)	Marquette def. USF	1-30-97
+35	(85-50)	CINCINNATI def. Houston	2-24-01
+34	(104-70)	UAB def. HOUSTON	2-21-98
+34	(106-72)	Charlotte def. LOUISVILLE	2-17-01
	(76-42)	LOUISVILLE def. Southern Miss	1-7-04
+33	(94-61)	MEMPHIS def. UCF	1-28-06
	(85-52)	CHARLOTTE def. East Carolina	1-26-02
	(97-64)	CINCINNATI def. Houston	2-18-97
	(89-56)	CHARLOTTE def. USF	1-20-96

SEASON SUPERLATIVES

OVERALL (11 seasons)

1-point games:	143
2-point games:	163
3-point games:	197
Overtime games:	123
Double Overtime Games:	24
Triple-Overtime Games:	5
Quadruple-Overtime Games:	1

CONFERENCE REGULAR SEASON GAMES ONLY (11 seasons)

1-point games:	70
2-point games:	69
3-point games:	95
Overtime games:	51
Double Overtime Games:	12
Triple-Overtime Games:	2

STREAKS

CONSECUTIVE WINS – Overall

20	Cincinnati	2001-02
17	Louisville	2002-03
16	Louisville	2003-04
	Cincinnati	1999-00
15	Memphis	2005-06
	Cincinnati	1998-99
13	Louisville	2004-05
	Cincinnati	2003-04
12	Memphis	2002-03
	Marquette	2001-02
	Cincinnati	1995-96
11	Cincinnati	2004-05
	Memphis	2003-04
	Tulane	1996-97
10	UAB	2005-06

Marquette	2002-03
Marquette	1997-98
Marquette	2001-02
Cincinnati (twice)	1997-98
Louisville	1996-97
Memphis	2001-02

CONSECUTIVE WINS –

Regular Season Conference Games Only

16	Cincinnati	1999-00
12	Memphis	2005-06
	Marquette	2001-02
11	Memphis	2003-04
	Memphis	2002-03
10	Memphis	2001-02
9	Cincinnati	1997-98
	Cincinnati	1996-97
8	Louisville	2004-05
	Louisville	2002-03
	Saint Louis	2002-03
	Cincinnati	2001-02
7	Tulane	1996-97
6	UAB	2005-06
	Louisville	2003-04
	Cincinnati	2002-03
	Memphis	2000-01
	Cincinnati	1995-96
5	DePaul	2003-04
	Southern Miss	2000-01
	Louisville	1998-99
	DePaul	1998-99
	Charlotte	1997-98
	Southern Miss	1997-98
	Charlotte	1996-97
	Louisville	1995-96
	Tulane	1995-96

CONSECUTIVE LOSSES - - OVERALL

13	DePaul	1996-97
	DePaul	1995-96
11	Houston	1999-00
10	Houston	1997-98
	Tulane	1997-98
9	Southern Miss	2004-05
	USF	2003-04
	DePaul	1997-98
	Houston	1997-98
	USF	1996-97

CONSECUTIVE LOSSES

Regular Season Conference Games Only

12	DePaul	1996-97
11	DePaul	1995-96
	Houston	1999-00
10	Tulane	1997-98
9	Southern Miss	2004-05
	USF	2003-04
	Houston	1997-98
8	USF	1995-96

BEST STARTS

Overall

15-0	(1,000)	Cincinnati	1998-99
13-0	(1,000)	Cincinnati	2003-04
12-0	(1,000)	Cincinnati	1995-96
11-0	(1,000)	Cincinnati	2004-05
10-0	(1,000)	Marquette	1997-98
		Louisville	1996-97
		Marquette	2001-02
9-0	(1,000)	Marquette	2004-05
8-0	(1,000)	Saint Louis	1997-98
		Memphis	1995-96

MILESTONES SINGLE SEASON

GAMES PLAYED

38	Louisville (38-5)	2004-05
	Memphis (22-16)	2004-05
37	Memphis (33-4)	2005-06
36	Memphis (27-9)	2001-02
	Memphis (21-15)	2000-01
35	TCU (21-14)	2004-05
	Louisville (26-9)	1996-97
	Cincinnati (25-10)	2000-01
	Cincinnati (31-4)	2001-02
34	UAB (21-13)	2002-03
	Cincinnati (26-8)	1996-97
	Louisville (22-12)	1995-96
	Charlotte (23-11)	1998-99
33	UAB (22-11)	2004-05
	Marquette (27-6)	2002-03
	UAB (21-12)	1997-98
	Cincinnati (27-6)	1997-98
	Saint Louis (22-11)	1997-98
	Southern Miss (22-11)	1997-98
	Cincinnati (28-5)	1995-96
	Cincinnati (27-6)	1998-99
	Cincinnati (29-4)	1999-00
	Charlotte (22-11)	2000-01
	Marquette (26-7)	2001-02

MOST WINS

33	Memphis (33-4)	2005-06
	Louisville (33-5)	2004-05
31	Cincinnati (31-4)	2001-02
29	Cincinnati (29-4)	1999-00
28	Cincinnati (28-5)	1995-96
27	Marquette (27-6)	2002-03
	Memphis (27-9)	2001-02
	Cincinnati (27-6)	1998-99
	Cincinnati (27-6)	1997-98
26	Louisville (26-9)	1996-97
	Cincinnati (26-8)	1996-97
	Marquette (26-7)	2001-02
25	Cincinnati (25-8)	2004-05
	Cincinnati (25-7)	2003-04
	Louisville (25-7)	2002-03
	Cincinnati (25-10)	2000-01
24	UAB (24-7)	2005-06
23	Memphis (23-7)	2002-03
	Marquette (23-8)	1995-96

MOST CONFERENCE WINS

16	Cincinnati (16-0)	1999-00
14	Louisville (14-2)	2004-05
	Marquette (14-2)	2002-03
	Cincinnati (14-2)	2001-02
	Cincinnati (14-2)	1997-98
13	Memphis (13-1)	2005-06
	Memphis (13-3)	2002-03
	Marquette (13-3)	2001-02
	Charlotte (13-3)	1997-98
12	UAB (12-2)	2005-06
	Charlotte (12-4)	2004-05
	Cincinnati (12-4)	2004-05
	Charlotte (12-4)	2003-04
	Cincinnati (12-4)	2003-04
	DePaul (12-4)	2003-04
	Memphis (12-4)	2003-04
	UAB (12-4)	2003-04
	Memphis (12-4)	1997-98
	Cincinnati (12-2)	1996-97
	Cincinnati (12-4)	1998-99
	Marquette (12-4)	2001-02

HIGHEST WINNING PERCENTAGE

.892	Memphis (33-4)	2005-06
.886	Cincinnati (31-4)	2001-02
.879	Cincinnati (29-4)	1999-00
.868	Louisville (33-5)	2004-05
.848	Cincinnati (28-5)	1995-96
.818	Marquette (27-6)	2002-03
	Cincinnati (27-6)	1998-99
	Cincinnati (27-6)	1997-98
.788	Marquette (26-7)	2001-02
.781	Cincinnati (25-7)	2003-04

	Louisville (25-7)	2002-03
.774	UAB (24-7)	2005-06
.767	Memphis (23-7)	2002-03
.765	Cincinnati (26-8)	1996-97
.758	Cincinnati (25-8)	2004-05
.750	Memphis (27-9)	2001-02

HIGHEST CONFERENCE WINNING PERCENTAGE

1.000	Cincinnati (16-0)	1999-00
.929	Memphis (13-1)	2005-06
.875	Louisville (14-2)	2004-05
	Marquette (14-2)	2002-03
	Cincinnati (14-2)	2001-02
	Cincinnati (14-2)	1997-98
.857	UAB (12-2)	2005-06
	Cincinnati (12-2)	1996-97
.813	Memphis (13-3)	2002-03
	Marquette (13-3)	2001-02
	Charlotte (13-3)	1997-98
.786	UTEP (11-3)	2005-06
	Tulane (11-3)	1996-97
	Cincinnati (11-3)	1995-96
	Memphis (11-3)	1995-96

MOST HOME WINS

19	Memphis (19-1)	2005-06
	Memphis (19-2)	2001-02
16	Memphis (16-7)	2004-05
	Louisville (16-2)	2002-03
	Louisville (16-3)	2001-02
	Marquette (16-0)	2001-02
	Cincinnati (16-1)	1997-98
	Marquette (16-0)	1995-96
	Memphis (16-1)	1995-96
15	UTEP (15-2)	2005-06
	Cincinnati (15-2)	2004-05
	Louisville (15-2)	2004-05
	Memphis (15-0)	2003-04
	Cincinnati (15-1)	2003-04
	Marquette (15-3)	2003-04
	Marquette (15-1)	2002-03
	Louisville (15-0)	2001-02
14	UAB (14-1)	2005-06
	DePaul (14-3)	2004-05
	TCU (14-3)	2004-05
	UAB (14-1)	2003-04
	Memphis (14-2)	2002-03
	Cincinnati (14-0)	1998-99
13	Houston (13-2)	2005-06
	Louisville (13-2)	2003-04
	Saint Louis (13-3)	2003-04
	Cincinnati (13-3)	2002-03
	DePaul (13-3)	2002-03
	USF (13-2)	2002-03
	Tulane (13-3)	2002-03
	Cincinnati (13-1)	1999-00
	Saint Louis (13-2)	1997-98
	Marquette (13-5)	1997-98
	Cincinnati (13-2)	1996-97
	Cincinnati (13-1)	1995-96
	Cincinnati (13-3)	1995-96

MOST CONFERENCE HOME WINS

8	Charlotte (8-0)	2004-05
	Memphis (8-0)	2003-04
	UAB (8-0)	2003-04
	Cincinnati (8-0)	2001-02
	Marquette (8-0)	2001-02
	Cincinnati (8-0)	1999-00
	Cincinnati (8-0)	1998-99
	Cincinnati (8-0)	1997-98
	Charlotte (8-0)	1997-98
7	Memphis (7-0)	2005-06
	UAB (7-0)	2005-06
	UTEP (7-0)	2005-06
	Cincinnati (7-1)	2004-05
	DePaul (7-1)	2004-05
	Louisville (7-1)	2004-05
	Cincinnati (7-1)	2003-04
	DePaul (7-2)	2003-04
	Marquette (7-1)	2002-03
	Memphis (7-1)	2002-03
	Memphis (7-1)	2001-02

	Saint Louis (7-1)	1998-99
	Charlotte (7-1)	1998-99
	Memphis (7-1)	1997-98
	Cincinnati (7-0)	1996-97
	Marquette (7-0)	1995-96
	Memphis (7-0)	1995-96

MOST ROAD WINS

10	Memphis (10-1)	2005-06
	Louisville (10-1)	2004-05
	Charlotte (10-4)	2003-04
	Cincinnati (10-1)	1999-00
9	Charlotte (9-3)	1996-97
8	Cincinnati (8-2)	1995-96
	Tulane (8-4)	1995-96
	Louisville (8-5)	1995-96
	Cincinnati (8-3)	2001-02

MOST CONFERENCE ROAD WINS

8	Louisville (8-3)	2002-03
	Cincinnati (8-0)	1999-00
7	Louisville (7-1)	2004-05
	Marquette (7-3)	2002-03
	Memphis (7-4)	2002-03
6	Memphis (6-1)	2005-06
	Charlotte (6-2)	2003-04
	Cincinnati (6-2)	2001-02
	Cincinnati (6-2)	1997-98
	Tulane (6-1)	1996-97
	Louisville (6-1)	1995-96

MOST NEUTRAL COURT WINS

9	Louisville (9-2)	1996-97
8	Louisville (8-2)	2004-05
	Cincinnati (8-3)	2001-02
7	Southern Miss (7-2)	1997-98
	Southern Miss (7-2)	1998-99
	Cincinnati (7-2)	1995-96
	Cincinnati (7-4)	2000-01
6	Cincinnati (6-4)	1996-97
	Cincinnati (6-2)	1998-99
	Charlotte (6-2)	1998-99
	Cincinnati (6-2)	1999-00

GAMES LOST

23	DePaul (7-23)	1997-98
	DePaul (3-23)	1996-97
22	Houston (9-22)	1999-00
	Tulane (7-22)	1997-98
21	Southern Miss (10-21)	2005-06
	Saint Louis (9-21)	2004-05
	Tulane (9-21)	2000-01
20	USF (7-20)	2003-04
	Houston (8-20)	2002-03
	Houston (9-20)	2000-01
	Louisville (12-20)	1997-98
	Houston (9-20)	1997-98

CONFERENCE GAMES LOST

15	USF (1-15)	2003-04
14	Southern Miss (2-14)	2004-05
	Houston (2-14)	1999-00
	Houston (2-14)	1997-98
	Tulane (2-14)	1997-98
	Tulane (2-14)	2000-01
	DePaul (2-14)	2001-02
13	Houston (3-13)	2003-04
	East Carolina (3-13)	2002-03
	TCU (3-13)	2002-03
	DePaul (3-13)	1997-98
	DePaul (1-13)	1996-97
12	East Carolina (2-12)	2005-06
	East Carolina (4-12)	2004-05
	Tulane (4-12)	2004-05
	Tulane (4-12)	2003-04
	USF (2-12)	1996-97
	DePaul (2-12)	1995-96
	USF (2-12)	1995-96
	DePaul (4-12)	2000-01
	Southern Miss (4-12)	2001-02

MOST 100-POINT GAMES, ONE SEASON:

4	Cincinnati	1996-97
	TCU	2001-02
3	Louisville	2004-05
	UAB	2004-05
	Louisville	2002-03
	Cincinnati	2001-02
	Memphis	2001-02
	Cincinnati	1997-98
	Cincinnati	1995-96

MOST OVERTIME GAMES, ONE SEASON:

6	Louisville	1996-97
4	Marshall	2005-06
	Rice	2005-06
	Cincinnati	2000-01
	DePaul	1997-98
3	East Carolina	2005-06
	SMU	2005-06
	Southern Miss	2005-06
	Saint Louis	2004-05
	Charlotte	2002-03
	TCU	2002-03
	UAB	2002-03
	Marquette	2000-01
	DePaul	1999-00
	USF	1999-00
	Tulane	1997-98
	Saint Louis	1995-96
	Southern Miss	1995-96

TOP NON-CONFERENCE WINS

Jan. 25, 2006	Marshall 58, (9) West Virginia 52
Dec. 27, 2005	(4) Memphis 83, (8) Gonzaga 72
Mar. 21, 2004	UAB 76, (1) Kentucky 75
Mar. 27, 2003	(3) Marquette 83, (1) Kentucky 69
Mar. 27, 2003	(3) Marquette 77, (4) Pittsburgh 74
Dec. 28, 2002	Memphis 77, (7) Illinois 74
Dec. 29, 2001	DePaul 63, (10) Missouri 62
Jan. 27, 2001	Cincinnati 78, (8) Wake Forest 72 ot
Feb. 10, 2000	Louisville 82, (4) Syracuse 69
Jan. 26, 2000	DePaul 71, (9) Florida 69
Dec. 30, 1999	Louisville 97, (7) North Carolina 80
Dec. 8, 1999	(1) Cincinnati 77, (7) North Carolina 68
Dec. 26, 1998	Louisville 78, (3) Kentucky 74
Nov. 28, 1998	Cincinnati 77, (1) Duke 75
Dec. 27, 1997	Louisville 79, (4) Kentucky 76
Jan. 7, 1997	Memphis 73, (4) Michigan 72
Dec. 28, 1996	Marquette 67, (4) Iowa State 64

(Since C-USA inception in 1995. Results reflect conference affiliation at the time the game was played)

CONFERENCE	C-USA Opp.	Rec.
America East (4-0)		
Boston University	CIN	1-0
Hartford	SLU	1-0
Maine	TLN	1-0
Northeastern	MEM	1-0
Atlantic Coast (26-40)		
Clemson	CIN, UAB	3-2
Duke	CIN, DPU, MEM	1-3
Florida State	TLN, DPU, USF, TCU	7-3
Georgia Tech	LOU, CIN, SLU, TLN	7-5
Maryland	DPU, TLN, LOU, MEM	0-4
North Carolina	CIN, LOU, CHA, TLN, MQT, DPU	2-8
North Carolina State	MEM, HOU, TLN, CHA, ECU	2-8
Virginia Tech	MAR, MEM	1-1
Wake Forest	ECU, CIN, LOU, MQT, MEM	3-6
Atlantic Sun (41-8)		
Belmont	MEM, UAB	2-0
Campbell	ECU	2-0
Centenary	HOU, TLN	3-0
East Tennessee State	MAR	0-1
Florida Atlantic	SLU, USF, USM, TLN, DPU	9-0
Gardner-Webb	ECU	1-2
Georgia State	MEM, TLN, UAB, CHA, SLU	3-2
Jacksonville State	UAB, USF	3-0
Kennesaw State	MAR	1-0
Lipscomb	UTEP	1-0
North Florida	UCF	1-0
Samford	TLN	0-1
Stetson	DPU, TLN, USF, UCF	4-0
Troy	USM, SLU	3-0
UCF	MQT, USF, ECU, TLN	8-2
Atlantic 10 (70-67)		
Dayton	DPU, LOU, MQT, USF, CIN, SLU	15-13
Duquesne	UAB, USF, CIN	3-1
Fordham	TLN, CHA, USF, DPU, MQT, MEM	6-1
George Washington	DPU, CHA, USF, HOU	7-8
La Salle	MQT, USM, UAB, CIN, MAR	4-5
Massachusetts	CIN, LOU, MEM, CHA, SLU, MQT, UAB	5-3
Richmond	CHA, CIN, UAB, USF, TLN	4-6
Rhode Island	CIN, TLN, CHA, HOU	6-2
St. Bonaventure	UAB, MQT, CHA, SLU	4-3
St. Joseph's (Pa.)	DPU, UAB	2-3
Temple	CIN, DPU, LOU, MEM, TLN, CHA	8-10
Virginia Tech	CHA	1-1
Xavier (Ohio)	CIN, DPU, TLN, LOU, MQT	5-11
Big East (39-57)		
Boston College	LOU, MQT	2-2
Cincinnati	MEM	1-0
Connecticut	HOU, LOU, DPU	1-3
DePaul	UAB	0-1
Georgetown	DPU, MEM, CHA, HOU, LOU, UTEP	1-12
Marquette	RICE	0-1
Miami (Fla.)	DPU, MEM, CHA, UAB	5-7
Notre Dame	MQT, CIN, CHA, DPU, SLU	3-7
Pittsburgh	USF, MQT, MEM	2-1
Providence	MQT, USF, MEM	2-3
Rutgers	CIN, USF, ECU, CHA	2-3
Seton Hall	DPU, LOU, TLN	3-2
St. John's	LOU, DPU, UAB, MQT	3-3
Syracuse	LOU, SLU, DPU, USF, MEM, CHA, UTEP	3-7
USF	UAB	1-0
Villanova	LOU, TLN, MQT, MEM	4-1
Virginia Tech	ECU	2-1
West Virginia	CIN, SLU, USM, LOU, MA	4-3
Big Sky (11-0)		
Cal State Northridge	MQT, UAB	2-0
Idaho	MEM	1-0
Montana State	LOU, MQT	2-0
Northern Arizona	CIN, HOU, TLS	3-0
Portland State	HOU	1-0
Sacramento State	HOU	2-0
Big South (22-5)		
Birmingham-Southern	ECU, UAB, UCF	3-1
Charleston Southern	MAR	1-0
Coastal Carolina	MQT, ECU	2-1
Elon	DPU, MQT	3-0
Maryland-Eastern Shore	SLU	1-0
UNC-Asheville	SLU, CHA	3-0
UNC-Greensboro	CHA, CIN, USM	2-1
Radford	ECU	3-0
Winthrop	CIN, ECU, MEM	2-2
VMI	LOU, TLN	2-0
Big Ten (31-45)		
Illinois	LOU, SLU, CHA, MEM, CIN	4-6
Indiana	UAB, DPU, SLU, CHA, MQT	4-7

Iowa	USM, UAB, SLU, MEM, LOU, CIN	2-8
Michigan	DPU, MEM, USF, UTEP	1-3
Michigan State	LOU, USF, DPU	1-5
Minnesota	UAB, CIN, MQT, SLU, TLN	5-6
Northwestern	DPU, ECU	4-3
Ohio State	USF, UAB, LOU, HOU	4-2
Purdue	UAB, HOU, LOU, MEM, CHA, CIN	6-5
Wisconsin	MQT, MEM, USF	5-7
Big 12 (40-64)		
Baylor	MQT, TCU, HOU	3-2
Colorado	LOU, USF, CHA	1-2
Iowa State	CIN, CHA, MQT, SLU, USM	4-5
Kansas	CIN, DPU, SLU, HOU, MQT, TCU, UAB	1-10
Kansas St.	SLU, MEM	2-4
Iowa State	MQT	0-1
Missouri	UAB, DPU, SLU, MEM, MQT, HOU	6-6
Nebraska	CIN, TLN, USM, USF, MQT, UAB	6-2
Oklahoma	MEM, CHA, CIN, TLN, SMU, TLS	4-4
Oklahoma State	TLN, USM, CIN, TCU, MEM, UAB, SMU	2-8
Texas	DPU, HOU, LOU, USF, MEM, RICE	6-8
Texas A&M	TLN, SLU, DPU, HOU	3-4
Texas Tech	USM, UAB, HOU, TCU, CHA, UTEP	2-8
Big West (9-6)		
Boise State	CIN	2-0
Cal State Fullerton	SLU	1-0
Cal State Northridge	TLS	0-1
Long Beach State	TLN, CHA	3-2
North Texas	UAB	1-0
Pacific	USM, UTEP	1-1
UC-Santa Barbara	DPU	1-0
Utah State	USM, USF	0-2
Colonial (34-14)		
East Carolina	CHA, SLU	3-0
George Mason	CIN, ECU, MEM	2-2
Hofstra	USF	1-0
James Madison	CHA	2-0
UNC Wilmington	CHA, CIN, MEM, DPU, ECU	7-0
Old Dominion	CHA, USF, MEM, ECU, DPU, TCU, UAB	8-5
Va. Commonwealth	LOU, CHA, USF, USM, TLN, UAB, TCU, HOU	9-7
William & Mary	UAB	2-0
Horizon (41-7)		
Butler	CIN, TLN, SLU, LOU	2-4
Cleveland State	UAB, CIN, USF	4-1
Detroit	MEM, CIN	4-0
Illinois-Chicago	MQT, CHA, SLU, USF, DPU	9-0
Loyola-Chicago	DPU, USM, LOU, MQT, CHA	7-0
UW-Green Bay	MQT	2-0
UW-Milwaukee	CIN, MQT, LOU, MEM	7-1
Wright State	LOU, CIN, USF	4-1
Youngstown State	DPU, MAR	2-0
Independents (26-2)		
Alaska-Anchorage	LOU, DPU	2-0
Centenary	TLN, MQT, UAB, TCU	7-0
IPFW	MQT, SLU	2-0
Longwood	CIN	1-0
Norfolk State	UAB	1-0
Savannah State	MQT, SLU, SMU, TLN	4-0
Shawnee State	TCU	1-0
South Dakota State	UCF	0-1
Texas A&M-Corpus Christi	UAB, TCU, HOU, TLS	4-1
Texas Pan-American	UAB, SMU, TLS	4-0
Ivy (8-6)		
Columbia	MQT, UAB	2-0
Cornell	MQT	1-0
Harvard	USF, SMU	2-0
Pennsylvania	SLU	1-0
Princeton	MQT, UAB, CHA, LOU, RICE, TLN	2-5
Yale	CHA, RICE	1-1
Metro-Atlantic (11-1)		
Canisius	CHA, UAB, MQT	3-0
Fairfield	DPU, TLN	3-1
Manhattan	LOU	1-0
Niagara	DPU	2-0
Siena	UAB	1-0
St. Peter's	MQT	1-0
Mid-American (31-16)		
Akron	CIN	2-0
Ball State	UAB, MEM, USF	1-2
Bowling Green	DPU	1-0
Central Michigan	USF, DPU	3-0
Eastern Michigan	CIN, UAB, TLS	2-2
Kent State	CHA, CIN	3-1
Marshall	CIN, UAB	2-1
Miami (Ohio)	CIN, MEM	6-0
Northern Illinois	DPU, USF	5-1
Ohio	CIN, HOU, DPU	3-2
Toledo	CIN, DPU, MQT, ECU, SMU	4-4
Western Michigan	CHA, MQT, UAB, TCU	2-3

Mid-Continent (47-8)

Buffalo	USM	1-0
Centenary	HOU, SMU, UAB, USM	5-1
Chicago State	SLU, DPU, MQT, HOU	9-0
Eastern Illinois	DPU, SLU	3-0
IUPUI	HOU, DPU, RICE	3-1
Missouri-Kansas City	SLU	3-1
Oakland (Mich.)	CIN, MEM, MQT, SLU	5-0
Oral Roberts	MEM, USM, SLU, UAB, TLS	4-2
Southern Utah	SLU, CIN	2-0
Valparaiso	CHA, CIN, HOU, MQT, SLU, TLN, USF	8-3
Western Illinois	USM	1-0
Youngstown State	CIN	2-0

Mid-Eastern (43-1)

Bethune-Cookman	USF, HOU, UCF	4-0
Coppin State	MQT, CIN, LOU	7-0
Delaware State	HOU, CHA, MQT	3-0
Florida A&M	UAB, MEM, CIN, MQT	5-0
Hampton	MQT	1-0
Howard	CIN, DPU, TLN, MEM, USM, ECU	6-0
Maryland-Eastern Shore	UAB, TCU, MAR	3-0
Morgan State	MQT, LOU	4-0
Norfolk State	TLN, UCF	2-0
North Carolina A&T	TLN, CHA, SLU, ECU	7-0
South Carolina State	MAR, UAB	1-1

Missouri Valley (33-24)

Bradley	SLU, UAB, DPU, MEM, USM	3-4
Creighton	HOU, MQT, LOU, TCU	5-2
Evansville	SLU, USM, MAR	3-1
Indiana State	DPU	1-0
Illinois State	CIN, DPU, TLN, USM, MQT	3-2
Missouri St.	CIN, SLU, CHA, HOU	4-7
Northern Iowa	USM, CIN	3-0
Southern Illinois	UAB, CHA, SLU	8-7
Tulsa	UAB, HOU, LOU, TLN	3-1

Mountain West (18-14)

Air Force	HOU, SLU, LOU, UAB, MQT	4-1
BYU	CIN, MEM, HOU, TLS	3-1
Colorado State	USF	0-2
UNLV	CIN, LOU, UAB, DPU, HOU	5-3
New Mexico	USF, MEM, UTEP	1-2
San Diego State	HOU, USM	0-2
TCU	SMU, TLN	2-0
Utah	SLU, MEM, RICE	3-2
Wyoming	SMU	0-1

Northeast (18-1)

Central Connecticut State	CHA	1-0
Long Island	UAB, USF, DPU, SMU	6-0
Monmouth	MQT, USF, DPU	3-0
Mount St. Mary's	TLN, HOU	2-0
Robert Morris	MQT, USF, USM	3-0
Sacred Heart	MQT	1-0
St. Francis (NY)	USF	1-1
Wagner	CIN	1-0

Ohio Valley (53-11)

Austin Peay	USF, MEM, LOU	7-2
Eastern Illinois	MQT, DPU	2-0
Eastern Kentucky	LOU, CIN, MEM, SLU	6-0
Morehead State	LOU, CIN	4-0
Murray State	LOU, SLU, CHA, USM, UAB, MEM, RICE	12-6
Middle Tennessee	UAB	1-0
Samford	USM, MEM	2-1
Southeast Missouri	CIN, USF, HOU, SLU, TCU, DPU	6-1
Tennessee-Martin	SLU, UAB, MEM	5-1
Tennessee State	LOU, HOU, USM	5-0
Tennessee Tech	LOU, MEM, CIN	3-0

Pac-10 (21-40)

Arizona	CIN, TLN, SLU, MQT, UAB, HOU	1-7
Arizona State	CIN, CHA, MEM	0-3
California	CIN, DPU, HOU, SLU, USF	5-6
Oregon	LOU, CIN, RICE	1-3
Oregon State	ECU	1-0
Southern Cal	CIN, CHA, MEM, UAB	2-3
Stanford	CIN, MEM	1-2
UCLA	LOU, SLU, UAB, DPU, USF, CIN, MEM	3-12
Washington	CIN, SLU, HOU, UAB	5-3
Washington State	USF, TCU	2-1

Patriot (7-1)

Bucknell	USF, MEM	2-0
Lafayette	CHA, LOU	3-0
Holy Cross	UAB, MQT, LOU	2-1

Southeastern (65-96)

Alabama	CIN, USM, TLN, SLU, LOU, MEM, CHA	7-6
Arkansas	CIN, LOU, MEM, MQT, SLU, USM, RICE	7-10
Auburn	UAB, LOU, MQT, TLN, USM	5-11
Florida	DPU, USF, TLN, CHA, USF, LOU, UCF	5-8
Georgia	MEM, LOU	1-1
Kentucky	LOU, SLU, TLN, MQT, UAB, UCF	6-12

Louisiana State	HOU, LOU, SLU, TLN, USM, UAB	8-10
Mississippi	HOU, USM, CHA, LOU, MEM, ECU	6-9
Mississippi State	USM, CIN, TLN, UAB	2-6
South Carolina	CIN, CHA, TLN, DPU, MEM, ECU, USF	4-7
Tennessee	CHA, MEM, USF, LOU, MQT	10-8
Vanderbilt	UAB, MEM, SLU, HOU, TLN, CIN, TCU	4-9

Southern (50-12)

Appalachian State	MQT, CHA, ECU, TCU, MAR	9-4
Chattanooga	UAB, USM, MEM, CIN	8-1
The Citadel	USF	1-0
Davidson	CHA, USF	9-2
East Tennessee State	HOU, CIN, MEM	2-1
Furman	SLU, LOU, MEM	4-0
Georgia Southern	SLU, USF, UAB	5-0
UNC-Greensboro	ECU, MEM	1-2
Virginia Military	CHA	3-0
Western Carolina	CIN, MQT, DPU, ECU	4-2
Wofford	MQT, MEM	4-0

Southeastern (66-15)

Lamar	HOU, MEM, USM, TLN, TLS	6-1
Louisiana-Monroe	TCU, SMU	0-2
McNeese State	CIN, HOU, USM	6-1
Nicholls State	USM, TLN, DPU, CIN, MQT, UAB	13-0
Northeast Louisiana	HOU, MEM, USM	8-4
Northwestern State	TLN, CIN	2-1
Sam Houston St.	SLU, MEM, HOU, MQT, TCU, USM, UCF	8-3
Southeastern Louisiana	TLN, MEM, HOU, USM	4-1
Southwest Texas	SLU, HOU, TCU	5-1
Stephen F. Austin	UAB, TCU, USF, TLS	3-1
Texas-Arlington	UAB, TLN, HOU, TCU, USF, USF	8-0
Texas-San Antonio	HOU, TCU, MQT	3-0
Texas State	SMU	1-0

Southwestern Athletic (86-5)

Alabama A&M	UAB, MEM, UTEP	7-0
Alabama State	DPU, TLN	3-0
Alcorn State	SLU, CIN, UAB, USM, USF	15-0
Arkansas-Pine Bluff	UAB, HOU, MEM, MQT, TCU	7-0
Grambling State	UAB, USM, SLU, MEM, MQT, TCU, HOU	12-0
Jackson State	UAB, MEM, USM, CIN	16-1
Mississippi Valley State	CIN, USM, USF	4-1
Prairie View A&M	UAB, MQT, TLN, HOU, USF, RICE	11-2
Southern	TLN, TLS	2-0
Texas Southern	HOU, MEM, MQT, USM, RICE, UTEP	9-1

Sun Belt (67-36)

Arkansas-Little Rock	SLU, USM, MQT, MEM	5-1
Arkansas State	MEM, SLU, USM, TCU	6-5
Denver	SLU, USM	1-1
Florida Atlantic	UCF	0-1
Florida International	USF	1-0
Jacksonville	UAB, USF, USM	4-1
Louisiana-Lafayette	CHA, HOU, UAB, UTEP	2-3
Louisiana Tech	DPU, SLU, LOU, USM	3-2
Middle Tennessee State	ECU, CIN, MEM	4-0
New Orleans	USM, TLN, USF	10-7
North Texas	TCU, HOU, TLS	5-1
South Alabama	UAB, USM, LOU, MQT, USF, HOU	14-6
SW Louisiana	USM, CIN	7-2
Western Kentucky	UAB, DPU, CIN, LOU, USM, UCF	5-6

Western Athletic (26-34)

Boise State	MQT	1-0
Brigham Young	HOU	1-0
Fresno State	MEM, UAB	1-2
Hawaii	MEM, SLU, TLN, CHA, LOU, UAB	2-6
Louisiana Tech	MEM, TLN, UAB	4-2
UNLV	MEM, TLN, CIN	1-3
New Mexico	LOU, HOU	1-1
New Mexico State	UTEP	2-0
Rice	USF, HOU, TLN	4-6
San Jose State	USF	0-1
SMU	TLN, HOU, TCU	3-4
TCU	UAB	0-1
UTEP	CHA, HOU, MEM, TCU	5-2
Tulsa	HOU, TLN, UAB, MQT, CHA, CIN, MEM, TCU	2-9
Utah	CHA	0-1
Wyoming	CIN	1-0

West Coast (7-9)

Gonzaga	MEM, MQT, CIN, SLU	2-3
Pepperdine	USF, CHA, ECU	2-1
Portland	UAB	0-1
St. Mary's	HOU, MEM	1-1
Santa Clara	HOU, MQT	1-2
San Francisco	SLU	1-1

TOTAL DIVISION I

Non-Conference Record: 1,066-662 (.617)

TOTAL NON-CONFERENCE

Record vs. All Opponents: 1,083-663 (.620)

NON-CONFERENCE RECORDS

	Years	W	L	Pct.
East Carolina	5	35	26	.574
Houston	10	77	83	.481
Marshall	1	7	7	.500
Memphis	11	112	64	.636
Rice	1	6	8	.429
SMU	1	9	6	.600
Southern Miss	11	91	56	.619
Tulane	11	88	63	.583
Tulsa	1	5	9	.357
UAB	11	108	60	.643
UCF	1	7	8	.467
UTEP	1	10	7	.588

DOUBLE-DOUBLES

Career

Points/Rebounds

42	Kelly Wise, MEM (1999-02)
35	DeMarco Johnson, CHA (1995-98)
30	B.B. Waldon, USF (1999-02)
29	Charles Gaines, USM (2002-04)
	Louis Truscott, HOU (2001-03)
	Quentin Richardson, DPU (1998-2000)
28	Corey Rouse, ECU (2003-06)
	Curtis Withers, CHA (2003-05)
	Andre Brown, DPU (2000-04)
	Kenyon Martin, CIN (1996-2000)
	Carlos Williams, UAB (1995-97)
27	Chris Massie, MEM (2001-03)
	Danny Fortson, CIN (1995-97)
22	Terrence Leather, USF (2002-05)
	Jason Maxiell, CIN (2002-05)
	Bobby Simmons, DPU (1999-2001)
21	Kelly McCarty, USM (1995-98)
20	Ellis Myles, LOU (2001-05)
	Galen Robinson, HOU (1994-98)
	George Williams, HOU (1999-01)

Season

Points/Rebounds

17	Corey Rouse, ECU (2003-06)
	Kelly Wise, MEM (2000-01)

16	Curtis Withers, CHA (2003-04)
	Louis Truscott, HOU (2002-03)
	Chris Massie, MEM (2002-03)
	Quentin Richardson, DPU (1998-99)
	Lorenzen Wright, MEM (1995-96)
15	Charles Gaines, USM (2003-04)
	Carlos Williams, UAB (1996-97)
	Danny Fortson, CIN (1995-96)
14	Charles Gaines, USM (2002-03)
	Kelly Wise, MEM (2001-02)
	Kenyon Martin, CIN (1999-00)
13	Terrence Leather, USF (2004-05)
	Cam Stephens, CHA (2001-02)
	Louis Truscott, HOU (2001-02)
	Quentin Richardson, DPU (1999-00)
	Carlos Williams, UAB (1995-96)

Points/Assists

8	Sean Colson, CHA (1997-98)
4	Antonio Burks, MEM (2002-03)
	Reggie Kohn, USF (2002-03)
	Sean Colson, CHA (1996-97)
	Aaron Hutchins, MQT (1995-96)
3	Travis Diener, MQT (2004-05)
	Travis Diener, MQT (2003-04)
	Antonio Burks, MEM (2003-04)
	Travis Diener, MQT (2002-03)
	Reggie Kohn, USF (2001-02)
	Corey Santee, TCU (2001-02)
	Imari Sawyer, DPU (2000-01)

C-USA Games

Career

Points/Rebounds

23	Kelly Wise, MEM (1999-02)
	Kenyon Martin, CIN (1996-2000)
17	Charles Gaines, USM (2002-04)
	DeMarco Johnson, CHA (1995-98)
15	Corey Rouse, ECU (2003-06)
	Carlos Williams, UAB (1995-97)
	Curtis Withers, CHA (2002-05)
13	Omar Sneed, MEM (1997-99)
	Danny Fortson, CIN (1995-97)
12	Andre Brown, DPU (2000-04)
11	Kelly McCarty, USM (1995-98)
	Will Campbell, UAB (2000-02)

Points/Rebounds

10	Kenny Younger, HOU (1996-2000)
	Cam Stephens, CHA (2000-02)

C-USA Games

Career

Points/Assists

8	Sean Colson, CHA (1996-98)
5	Antonio Burks, MEM (2001-04)
4	Aaron Hutchins, MQT (1995-98)

Season

Points/Rebounds

11	Chris Massie, MEM (2002-03)
	Kenyon Martin, CIN (1999-00)
10	Quentin Richardson, DPU (1998-99)
9	Charles Gaines, USM (2002-03)
	Cam Stephens, CHA (2001-02)
	Carlos Williams, UAB (1996-97)
8	Corey Rouse, ECU (2005-06)
	Terrence Leather, USF (2004-05)
	Curtis Withers, CHA (2003-04)
	Charles Gaines, USM (2003-04)
	Louis Truscott, HOU (2002-03)
	Andre Brown, DPU (2001-02)
	Kelly Wise, MEM (2001-02)
	Kelly Wise, MEM (2000-01)
	Omar Sneed, MEM (1997-98)
7	Corey Rouse, ECU (2004-05)
	Danny Fortson, CIN (1995-96)
	Lorenzen Wright, MEM (1995-96)
	Kenyon Martin, CIN (1997-98)
	George Williams, HOU (1999-00)

TRIPLE-DOUBLES

Ellis Myles, LOU (10p, 10r, 10a) vs. TCU, 3-10-05
 Dwyane Wade, MQT (29p, 11r, 11a) vs. (I) Kentucky, 3-29-03
 Kenny Satterfield, CIN (12p, 11r, 10a) vs. Tulane, 1-29-01
 Kenyon Martin, CIN (28p, 13r, 10b) vs. Memphis, 1-19-00
 Kenyon Martin, CIN (24p, 23r, 10b) vs. DePaul, 2-21-98
 Rayshard Allen, TLN (18p, 11r, 11a) vs. Lafayette, 12-28-96
 Adrian Hillman, USF (13p, 12r, 10a) vs. Fla. Atlantic, 12-4-96

TEAM vs. TEAM RECORDS

	ECU	HOU	MAR	MEM	RICE	SMU	USM	TLN	TLN	TLS	UAB	UCF	UTEP
ECU	—	1-4	2-4	0-4	0-1	0-1	6-1	1-4	1-1	1-5	0-5	0-1	
HOU	4-1	—	2-0	10-15	49-13	34-22	12-12	9-11	17-16	3-14	2-1	2-4	
MAR	4-2	0-2	—	1-2	0-1	1-0	4-1	0-2	0-2	1-3	2-0	1-1	
MEM	4-0	15-10	2-1	—	3-0	2-1	51-23	34-9	10-12	22-10	2-0	5-1	
RICE	1-0	13-49	1-0	0-3	—	71-111	2-1	21-16	6-14	0-2	1-1	7-9	
SMU	1-0	22-34	0-1	1-2	111-71	—	2-1	9-9	11-19	1-2	1-0	13-14	
USM	1-6	12-12	1-4	23-51	1-2	1-2	—	25-37	2-2	8-16	1-0	2-4	
TLN	4-1	11-9	2-0	9-34	16-21	9-9	37-25	—	1-3	11-13	1-2	0-2	
TLS	1-1	16-17	1-0	12-10	14-6	19-11	2-2	3-1	—	3-3	2-1	20-10	
UAB	5-1	14-3	3-1	10-22	2-0	2-1	16-8	13-11	3-3	—	1-0	1-2	
UCF	5-0	1-2	0-2	0-2	1-1	0-1	0-1	2-1	1-2	0-1	—	1-1	
UTEP	1-0	4-2	1-1	1-5	9-7	14-13	4-2	2-0	10-20	2-1	1-1	—	

2005-06

	C-USA GAMES		ALL GAMES	
	W-L	Pct.	W-L	Pct.
Memphis # *	13-1	.929	33-4	.892
UAB	12-2	.857	24-7	.774
UTEP	11-3	.786	21-10	.677
Houston	9-5	.643	21-10	.677
UCF	7-7	.500	14-15	.467
Tulsa	6-8	.429	11-17	.393
Rice	6-8	.429	12-16	.429
Tulane	6-8	.429	12-17	.414
Marshall	5-9	.357	12-16	.429
SMU	4-10	.286	13-16	.448
Southern Miss	3-11	.214	10-21	.323
East Carolina	2-12	.143	8-20	.286

C-USA Regular Season Champion — * C-USA Tournament Champion

2004-05

	C-USA GAMES		ALL GAMES	
	W-L	Pct.	W-L	Pct.
Louisville # *	14-2	.875	33-5	.868
Charlotte	12-4	.750	21-8	.724
Cincinnati	12-4	.750	25-8	.758
UAB	10-6	.625	22-11	.667
DePaul	10-6	.625	20-11	.645
Houston	9-7	.563	18-14	.563
Memphis	9-7	.563	22-16	.579
TCU	8-8	.563	21-14	.600
Marquette	7-9	.438	19-12	.613
Saint Louis	6-10	.375	9-21	.300
USF	5-11	.313	14-16	.467
Tulane	4-12	.250	10-18	.357
East Carolina	4-12	.250	9-19	.321
Southern Miss	2-14	.125	11-17	.393

C-USA Regular Season Champion — * C-USA Tournament Champion

2003-04

	C-USA GAMES		ALL GAMES	
	W-L	Pct.	W-L	Pct.
DePaul #	12-4	.750	22-10	.688
Memphis #	12-4	.750	22-8	.733
Cincinnati # *	12-4	.750	25-7	.781
UAB #	12-4	.750	22-10	.688
Charlotte #	12-4	.750	21-9	.700
Louisville	9-7	.563	20-10	.667
Saint Louis	9-7	.563	19-13	.594
Marquette	8-8	.500	19-12	.613
TCU	7-9	.438	12-17	.414
Southern Miss	6-10	.375	13-15	.464
East Carolina	5-11	.313	13-14	.481
Tulane	4-12	.250	11-17	.393
Houston	3-13	.188	9-18	.333
USF	1-15	.063	7-20	.259

C-USA Regular Season Champions — * C-USA Tournament Champion

2002-03

	C-USA GAMES		ALL GAMES	
	W-L	Pct.	W-L	Pct.
American Division				
Marquette #	14-2	.875	27-6	.844
Louisville *	11-5	.688	25-7	.781
Saint Louis	9-7	.562	16-14	.533
Cincinnati	9-7	.562	17-12	.586
DePaul	8-8	.500	16-13	.552
Charlotte	8-8	.500	13-16	.448
East Carolina	3-13	.188	12-15	.444
National Division				
Memphis	13-3	.813	23-7	.767
Tulane	8-8	.500	16-15	.516
UAB	8-8	.500	21-13	.618
USF	7-9	.438	15-14	.517
Houston	6-10	.375	8-20	.286
Southern Miss	5-11	.313	13-16	.448
TCU	3-13	.188	9-19	.321

Regular Season Champion — * Tournament Champion

2001-02

	C-USA GAMES		ALL GAMES	
	W-L	Pct.	W-L	Pct.
American Division				
Cincinnati # *	14-2	.875	31-4	.886
Marquette	13-3	.813	26-7	.788
Charlotte	11-5	.688	18-12	.600
Saint Louis	9-7	.563	15-16	.484
Louisville	8-8	.500	19-13	.594
East Carolina	5-11	.313	12-18	.400
DePaul	2-14	.125	9-19	.321
National Division				
Memphis	12-4	.750	27-9	.750
Houston	9-7	.563	18-15	.545
USF	8-8	.500	19-13	.594
UAB	6-10	.375	13-17	.433
TCU	6-10	.375	16-15	.516
Tulane	5-11	.313	14-15	.483
Southern Miss	4-12	.250	10-17	.370

Regular Season Champion — * Tournament Champion

2000-01

	C-USA GAMES		ALL GAMES	
	W-L	Pct.	W-L	Pct.
American Division				
Cincinnati #	11-5	.688	25-10	.714
Charlotte *	10-6	.625	22-11	.667
Marquette	9-7	.563	15-14	.517
Saint Louis	8-8	.500	17-14	.548
Louisville	8-8	.500	12-19	.387
DePaul	4-12	.250	12-18	.400
National Division				
Southern Miss #	11-5	.688	22-9	.710
Memphis	10-6	.625	21-15	.583
USF	9-7	.563	18-13	.581
UAB	8-8	.500	17-14	.548
Houston	6-10	.375	9-20	.310
Tulane	2-14	.125	9-21	.300

Regular Season Champions — * Tournament Champion

1999-2000

	C-USA GAMES		ALL GAMES	
	W-L	Pct.	W-L	Pct.
American Division				
Cincinnati #	16-0	1.000	29-4	.879
Louisville	10-6	.625	19-12	.613
DePaul	9-7	.563	21-12	.636
Marquette	8-8	.500	15-14	.517
Saint Louis *	7-9	.438	19-14	.576
Charlotte	7-9	.438	17-15	.531
National Division				
Tulane	8-8	.500	20-11	.645
USF	8-8	.500	17-14	.548
Southern Miss	7-9	.438	17-12	.586
UAB	7-9	.438	14-14	.500
Memphis	7-9	.438	15-16	.484
Houston	2-14	.125	9-22	.290

Regular Season Champion — * Tournament Champion

1998-99

	C-USA GAMES		ALL GAMES	
	W-L	Pct.	W-L	Pct.
American Division				
Cincinnati #	12-4	.750	27-6	.818
Louisville	11-5	.688	19-11	.633
Charlotte *	10-6	.625	23-11	.676
DePaul	10-6	.625	18-13	.581
Saint Louis	8-8	.500	15-16	.484
Marquette	6-10	.375	14-15	.483
National Division				
UAB	10-6	.600	20-12	.625
Southern Miss	6-10	.375	14-16	.467
USF	6-10	.375	14-14	.500
Memphis	6-10	.375	13-15	.464
Tulane	6-10	.375	12-15	.444
Houston	5-11	.313	10-17	.370

Regular Season Champion — * Tournament Champion

1997-98

	C-USA GAMES		ALL GAMES	
	W-L	Pct.	W-L	Pct.
American Division				
Cincinnati # *	14-2	.875	27-6	.818
Charlotte	13-3	.813	20-11	.645
Saint Louis	11-5	.688	22-11	.667
Marquette	8-8	.500	20-11	.645
Louisville	5-11	.313	12-20	.375
DePaul	3-13	.188	7-23	.233
National Division				
Memphis	12-4	.750	17-12	.586
UAB	10-6	.625	21-12	.636
Southern Miss	9-7	.563	22-11	.667
USF	7-9	.438	17-13	.567
Houston	2-14	.125	9-20	.310
Tulane	2-14	.125	7-22	.241

Regular Season Champion — * Tournament Champion

1996-97

	C-USA GAMES		ALL GAMES	
	W-L	Pct.	W-L	Pct.
Red Division				
Tulane	11-3	.786	20-11	.645
UAB	7-7	.500	18-14	.563
Southern Miss	6-8	.429	12-15	.444
USF	2-12	.143	8-19	.296
White Division				
Charlotte	10-4	.714	22-9	.710
Memphis	10-4	.714	16-15	.516
Louisville	9-5	.643	26-9	.743
Houston	3-11	.214	11-16	.407
Blue Division				
Cincinnati #	12-2	.857	26-8	.765
Marquette *	9-5	.643	22-9	.710
Saint Louis	4-10	.286	11-18	.379
DePaul	1-13	.071	3-23	.130

Regular Season Champion — * Tournament Champion

1995-96

	C-USA GAMES		ALL GAMES	
	W-L	Pct.	W-L	Pct.
Red Division				
Tulane	9-5	.643	22-10	.688
UAB	6-8	.429	16-14	.533
Southern Miss	6-8	.429	12-15	.444
USF	2-12	.143	12-16	.429
White Division				
Memphis #	11-3	.786	22-8	.733
Louisville	10-4	.714	22-12	.647
Charlotte	6-8	.429	14-15	.483
Blue Division				
Cincinnati # *	11-3	.786	28-5	.848
Marquette	10-4	.714	23-8	.742
Saint Louis	4-10	.286	16-14	.533
DePaul	2-12	.143	11-18	.379

Regular Season Champions — * Tournament Champion

INDIVIDUAL

SCORING

	G	FG	3FG	FT	PTS
2005-06 Rodney Carney, MEM	37	220	102	94	636
2004-05 Rodney Carney, MEM	38	211	76	109	607
2003-04 Travis Diener, MQT	31	179	90	136	584
2002-03 Dwyane Wade, MQT	33	251	14	194	710
2001-02 Steve Logan, CIN	25	246	86	192	770
2000-01 Steve Logan, CIN	34	193	79	132	597
1999-00 Justin Love, SLU	33	190	71	151	602
1998-99 Quentin Richardson, DPU	31	203	44	136	586
1997-98 Larry Hughes, SLU	32	224	42	180	670
1996-97 Danny Fortson, CIN	33	243	0	217	703
1995-96 Danny Fortson, CIN	33	222	0	220	664

SCORING AVERAGE

	G	FG	3FG	FT	PTS	AVG
2005-06 Morris Almond, RICE	28	224	48	116	612	21.9
2004-05 Andre Owens, HOU	32	195	100	95	585	18.3
2003-04 Travis Diener, MQT	31	179	90	136	584	18.8
2002-03 Dwyane Wade, MQT	33	251	14	194	710	21.5
2001-02 Steve Logan, CIN	25	246	86	192	770	22.0
2000-01 Altron Jackson, USF	31	231	32	93	587	18.9
1999-00 Kenyon Martin, CIN	31	221	Ê2	141	585	18.9
1998-99 Gee Gervin, Jr., HOU	27	177	62	140	556	20.6
1997-98 De Marco Johnson, CHA	31	238	18	159	653	21.1
1996-97 Danny Fortson, CIN	33	243	Ê0	217	703	21.4
1995-96 Carlos Williams, UAB	30	223	49	112	607	20.2

REBOUNDS

	G	REB
2005-06 Corey Rouse, ECU	28	301
2004-05 Ellis Myles, LOU	37	341
2003-04 Charles Gaines, USM	28	290
2002-03 Louis Truscott, HO	28	315
2001-02 Kelly Wise, MEM	32	330
2000-01 Kelly Wise, MEM	36	363
1999-00 Quentin Richardson, DPU	33	325
1998-99 Quentin Richardson, DPU	31	327
1997-98 De Marco Johnson, CHA	31	280
1996-97 Carlos Williams, UAB	32	318
1995-96 Danny Fortson, CIN	33	316

REBOUNDING AVERAGE

	G	REB	AVG
2005-06 Corey Rouse, ECU	28	301	10.8
2004-05 Corey Rouse, ECU	28	285	10.2
2003-04 Charles Gaines, USM	28	290	10.4
2002-03 Louis Truscott, HOU	28	315	11.2
2001-02 Kelly Wise, MEM	32	330	10.3

2000-01 Kelly Wise, MEM	36	363	10.1
1999-00 Quentin Richardson, DPU	33	325	9.8
1998-99 Quentin Richardson, DPU	31	327	10.5
1997-98 Omar Sneed, MEM	29	266	9.2
1996-97 Carlos Williams, UAB	32	318	9.9
1995-96 Lorenzen Wright, MEM	30	313	10.4

FIELD GOAL PCT

	G	FG	FGA	PCT
2005-06 Quincy Davis, TLN	29	147	253	.581
2004-05 Quincy Davis, TLN	28	153	250	.612
2003-04 Tom Frericks, SLU	24	78	136	.574
2002-03 Chris Massie, MEM	23	151	251	.602
2001-02 Louis Truscott, HOU	32	162	282	.574
2000-01 Vandarel Jones, USM	31	140	227	.617
1999-00 Kenyon Martin, CIN	31	221	389	.568
1998-99 Pete Mickeal, CIN	33	182	312	.583
1997-98 Omar Sneed, MEM	29	231	395	.585
1996-97 Danny Fortson, CIN	33	243	392	.620
1995-96 Rayshard Allen, TLN	31	150	261	.575

FREE THROW PCT

	G	FT	FTA	PCT
2005-06 Brett McDade, TLS	28	96	114	.842
2004-05 Drake Diener, DPU	31	70	77	.909
2003-04 Steve Novak, MQT	31	62	68	.912
2002-03 Junior Blount, TCU	28	114	129	.884
2001-02 Jobey Thomas, CHA	30	98	109	.899
2000-01 Jobey Thomas, CHA	33	80	88	.909
1999-00 Justin Love, SLU	33	151	184	.821
1998-99 Neil Reed, USM	28	131	155	.845
1997-98 Sean Colson, CHA	29	105	119	.882
1996-97 Roderick Howard, CHA	31	62	70	.886
1995-96 Roderick Howard, CHA	29	93	103	.903

THREE-POINT FIELD GOAL PCT

	G	FG	FGA	PCT
2005-06 Cardell Johnson, UAB	31	41	86	.477
2004-05 Drake Diener, DPU	31	85	184	.462
2003-04 Drake Diener, DPU	32	68	148	.459
2002-03 Steve Novak, MQT	33	58	109	.505
2001-02 Travis Diener, MQT	33	57	129	.442
2000-01 Reece Gaines, LOU	30	40	94	.426
1999-00 Justin Love, SLU	33	71	167	.425
1998-99 Gee Gervin, Jr., HOU	27	62	155	.400
1997-98 Detric Golden, MEM	29	47	107	.439
1996-97 Willie Byrd, HOU	26	26	63	.413
1995-96 Carlos McCauley, SLU	30	40	91	.440

INDIVIDUAL *(continued)*

THREE-POINT FG MADE

	G	TOTAL
2005-06 Marvett McDonald, UAB	31	96
2004-05 Taquan Dean, LOU	37	122
2003-04 Brendan Plavich, CHA	29	97
2002-03 Demon Brown, CHA	29	137
2001-02 Jobey Thomas, CHA	30	110
2000-01 Jobey Thomas, CHA	33	88
1999-00 Jobey Thomas, CHA	33	81
1998-99 Diego Guevara, CHA	33	80
1997-98 Jimmie Floyd, USM	33	80
1996-97 Darnell Burton, CIN	33	94
1995-96 Darnell Burton, CIN	31	89

ASSISTS

	G	AST
2005-06 Carldell Johnson, UAB	31	194
2004-05 Brian Swift, USF	30	161
2003-04 Travis Diener, MQT	31	187
2002-03 Reggie Kohn, USF	29	180
2001-02 Reggie Kohn, USF	32	220
2000-01 Imari Sawyer, DPU	30	179
1999-00 Kenny Satterfield, CIN	33	178
1998-99 Diego Guevara, CHA	33	125
1997-98 Sean Colson, CHA	29	231
1996-97 Sean Colson, CHA	31	196
1995-96 Aaron Hutchins, MQT	31	215

ASSISTS AVERAGE

	G	AST	AVG
2005-06 Carldell Johnson, UAB	31	194	6.26
2004-05 Brian Swift, USF	30	161	5.37
2003-04 Travis Diener, MQT	31	187	6.03
2002-03 Reggie Kohn, USF	29	180	6.21
2001-02 Reggie Kohn, USF	32	220	6.88
2000-01 Imari Sawyer, DPU	30	179	5.97
1999-00 Kenny Satterfield, CIN	33	178	5.39
1998-99 Gee Gervin, Jr., HOU	27	106	3.93
1997-98 Sean Colson, CHA	29	231	7.97
1996-97 Sean Colson, CHA	31	196	6.32
1995-96 Aaron Hutchins, MQT	31	215	6.94

BLOCKED SHOTS

	G	BLK
2005-06 Joey Dorsey, MEM	37	66
2004-05 Jason Maxiell, CIN	33	90
2003-04 Anwar Ferguson, HOU	27	111
2002-03 Moussa Badiane, ECU	27	62
2001-02 Moussa Badiane, ECU	24	87
2000-01 Vandarel Jones, USM	31	77

1999-00 Kenyon Martin, CIN	31	107
1998-99 Kenyon Martin, CIN	33	77
1997-98 Kenyon Martin, CIN	30	82
1996-97 Faisal Abraham, MQT	30	84
1995-96 Lawrence Nelson, TLN	31	62

BLOCKED SHOTS AVERAGE

	G	BLK	AVG
2005-06 Joey Dorsey, MEM	37	66	1.78
2004-05 Moussa Badiane, ECU	27	75	2.78
2003-04 Anwar Ferguson, HOU	27	111	4.11
2002-03 Moussa Badiane, ECU	27	62	2.30
2001-02 Moussa Badiane, ECU	24	87	3.62
2000-01 Vandarel Jones, USM	31	77	2.48
1999-00 Kenyon Martin, CIN	31	107	3.45
1998-99 Kenyon Martin, CIN	33	77	2.33
1997-98 Kenyon Martin, CIN	30	82	2.73
1996-97 Faisal Abraham, MQT	30	84	2.80
1995-96 Lawrence Nelson, TLN	31	62	2.00

STEALS

	G	STLS
2005-06 Oliver Lafayette, HOU	31	105
2004-05 Eddie Basden, CHA	29	93
2003-04 Antonio Burks, MEM	30	71
Carldell Johnson, UAB	32	71
2002-03 Eric Bush, UAB	34	105
2001-02 Dwyane Wade, MQT	32	79
2000-01 Dominic Smith, HOU	29	65
1999-00 Rashon Burno, DPU	32	80
1998-99 Damon Cobb, UAB	32	76
1997-98 Willie Coleman, DPU	30	100
1996-97 Chris Garner, MEM	31	85
Alvin Sims, LOU	35	85
1995-96 Alvin Sims, LOU	34	84

STEALS AVERAGE

	G	STLS	Avg
2005-06 Oliver Lafayette, HOU	31	105	3.39
2004-05 Eddie Basden, CHA	29	93	3.21
2003-04 Antonio Burks, MEM	30	71	2.37
2002-03 Eric Bush, UAB	34	105	3.09
2001-02 Dwyane Wade, MQT	32	79	2.47
2000-01 Dominic Smith, HOU	29	65	2.24
1999-00 Rashon Burno, DPU	32	80	2.50
1998-99 Damon Cobb, UAB	32	76	2.4
1997-98 Willie Coleman, DPU	30	100	3.3
1996-97 Chris Garner, MEM	31	85	2.7
1995-96 Jermaine Watts, DPU	29	75	2.6

TEAM

SCORING AVERAGE

	G	PTS	AVG	
2005-06	Memphis	37	2961	80.0
2004-05	Louisville	38	3066	80.7
2003-04	Charlotte	30	2374	79.1
2002-03	Louisville	32	2612	81.6
2001-02	TCU	31	2645	85.3
2000-01	Charlotte	33	2583	78.3
1999-00	Cincinnati	33	2560	77.5
1998-99	Louisville	30	2306	76.9
1997-98	Cincinnati	33	2510	76.1
1996-97	Cincinnati	34	2743	80.7
1995-96	Cincinnati	33	2627	79.6

SCORING MARGIN

	G	PTS	AVG	OPP PTS	OPP AVG	MAR	
2005-06	Memphis	37	2961	80.0	2422	65.5	+14.6
2004-05	Louisville	38	3066	80.7	2436	64.1	+16.6
2003-04	Cincinnati	32	2455	76.7	2056	64.2	+12.5
2002-03	Louisville	32	2612	81.6	2197	68.7	13.0
2001-02	Cincinnati	35	2738	78.2	2115	60.4	+17.8
2000-01	Cincinnati	35	2586	73.9	2294	65.5	+8.3
1999-00	Cincinnati	33	2560	77.6	2028	61.5	+16.1
1998-99	Cincinnati	33	2306	73.9	2020	61.2	+12.7
1997-98	Cincinnati	33	2510	76.1	2085	63.2	+12.9
1996-97	Cincinnati	34	2743	80.7	2226	65.5	+15.2
1995-96	Cincinnati	33	2627	79.6	2151	65.2	+14.4

SCORING DEFENSE

	G	OPP PTS	AVG	
2005-06	UTEP	31	1843	59.5
2004-05	Saint Louis	30	1824	60.8
2003-04	Saint Louis	32	1918	59.9
2002-03	Saint Louis	30	1822	60.7
2001-02	Cincinnati	35	2115	60.4
2000-01	Southern Miss	31	1936	62.5
1999-00	Cincinnati	33	2028	61.5
1998-99	Southern Miss	30	1835	61.2
	Cincinnati	33	2020	61.2
1997-98	Marquette	31	1860	60.0
1996-97	Marquette	31	1791	57.8
1995-96	Marquette	31	1964	63.4

FIELD GOAL PCT DEFENSE

	G	OPP FG-A	AVG	
2005-06	Memphis	37	795-2094	.380
2004-05	Cincinnati	33	749-2008	.373
2003-04	Louisville	30	638-1672	.382
2002-03	USF	29	696-1744	.399
2001-02	Cincinnati	35	761-2035	.374
2000-01	Saint Louis	31	667-1682	.397
1999-00	Cincinnati	33	743-1940	.383
1998-99	Cincinnati	33	703-1841	.382
1997-98	Marquette	31	672-1729	.389
1996-97	Marquette	31	628-1735	.362
1995-96	Marquette	31	682-1772	.385

REBOUNDING AVERAGE

	G	REB	AVG	
2005-06	Memphis	37	1528	41.3
2004-05	Cincinnati	33	1355	41.1
2003-04	Charlotte	30	1220	40.7
2002-03	Memphis	30	1203	40.1
2001-02	Memphis	36	1539	42.8
2000-01	UAB	31	1274	41.1
1999-00	DePaul	33	1303	39.5
1998-99	DePaul	31	1268	40.9
1997-98	UAB	33	1326	40.2
1996-97	Cincinnati	34	1357	39.9
1995-96	Cincinnati	33	1360	41.2

REBOUNDING MARGIN

	G	REB	AVG	REB OPP	OPP AVG	MAR	
2005-06	Memphis	37	1528	41.3	1281	34.6	+6.7
2004-05	Louisville	38	1475	38.8	1253	33.0	+5.8
2003-04	East Carolina	27	1073	39.7	934	34.6	+5.1
2002-03	DePaul	29	1075	37.1	875	30.2	+6.9
2001-02	Memphis	36	1539	42.8	1303	36.2	+6.6
2000-01	UAB	31	1274	41.1	1152	37.2	+3.9
1999-00	DePaul	33	1303	39.5	1039	31.5	+8.0
1998-99	Cincinnati	33	1290	39.1	1080	32.7	+6.4
1997-98	Cincinnati	33	1318	39.9	1040	31.5	+8.4
1996-97	Cincinnati	34	1357	39.9	1040	30.6	+9.3
1995-96	Cincinnati	33	1360	41.2	1101	33.4	+7.8

FIELD GOAL PCT

	G	FG-A	AVG	
2005-06	UAB	31	822-1816	.453
2004-05	Louisville	38	1011-2165	.467
2003-04	DePaul	32	813-1755	.463
2002-03	Marquette	33	901-1871	.482
2001-02	Houston	33	828-1749	.473
2000-01	Saint Louis	31	759-1663	.456
1999-00	Cincinnati	33	898-1871	.480
1998-99	Louisville	30	844-1791	.471
1997-98	Southern Miss	33	809-1717	.471
1996-97	Cincinnati	34	962-1938	.496
1995-96	Louisville	34	925-1906	.485

3-POINT FIELD GOAL PCT

	G	FG-A	AVG	
2005-06	UCF	29	206-565	.365
2004-05	Louisville	38	361-906	.398
2003-04	Marquette	31	231-575	.402
2002-03	Marquette	33	202-508	.398
2001-02	Houston	33	149-389	.383
2000-01	Saint Louis	31	115-298	.386
1999-00	USF	31	208-572	.364
1998-99	Charlotte	34	251-672	.374
1997-98	UAB	33	185-504	.367
1996-97	Houston	27	140-376	.372
1995-96	Marquette	31	215-599	.359

TEAM (continued)

3-PT FG MADE PER GAME		G	3FG	AVG
2005-06	Houston	31	286	9.23
2004-05	Louisville	38	361	9.50
2003-04	Memphis	30	259	8.63
2002-03	Louisville	32	272	8.50
2001-02	Charlotte	30	247	8.23
2000-01	Charlotte	33	305	9.24
1999-00	Charlotte	33	266	8.06
1998-99	UAB	34	251	7.38
1997-98	Louisville	32	221	6.91
1996-97	Louisville	35	234	6.69
1995-96	Southern Miss	27	195	7.22

FREE THROW PCT		G	FT-A	PCT
2005-06	Rice	28	425-582	.730
2004-05	Southern Miss	28	443-606	.731
2003-04	Louisville	30	480-641	.749
2002-03	Marquette	33	585-759	.771
2001-02	Cincinnati	35	595-839	.709
2000-01	Marquette	29	460-647	.711
1999-00	Charlotte	33	386-547	.706
1998-99	Southern Miss	30	445-626	.711
1997-98	Charlotte	31	471-665	.708
1996-97	Charlotte	31	499-676	.738
1995-96	Marquette	31	460-644	.714

ASSISTS		G	AST
2005-06	UAB	31	482
2004-05	Louisville	38	590
2003-04	UAB	32	564
2002-03	Louisville	32	529
2001-02	USF	32	557
2000-01	Memphis	36	558
1999-00	USF	31	529
1998-99	Louisville	30	503
1997-98	Louisville	32	509
1996-97	Louisville	34	523
1995-96	Cincinnati	33	546

ASSISTS AVERAGE		G	AST	AVG
2005-06	UAB	31	482	15.55
2004-05	UAB	33	516	15.64
2003-04	UAB	32	564	17.62
2002-03	Louisville	32	529	16.53
2001-02	USF	32	557	17.41
2000-01	USF	31	518	16.71
1999-00	USF	31	529	17.06
1998-99	Louisville	30	503	16.77
1997-98	Louisville	32	509	15.91
1996-97	Tulane	31	504	16.26
1995-96	Tulane	32	532	16.63

BLOCKED SHOTS		G	BLK
2005-06	Memphis	37	235
2004-05	Cincinnati	33	225
2003-04	Cincinnati	32	168
2002-03	Memphis	30	152
2001-02	Memphis	36	157
2000-01	Memphis	36	183
1999-00	Cincinnati	33	223
1998-99	Memphis	28	161
1997-98	Tulane	29	152
1996-97	Marquette	31	179
1995-96	Tulane	32	175

BLOCKED SHOTS AVG		G	BLK	AVG
2005-06	Memphis	37	235	6.35
2004-05	Cincinnati	33	225	6.82
2003-04	Houston	27	151	5.59
2002-03	Memphis	30	152	5.07
2001-02	East Carolina	30	140	4.67
2000-01	Memphis	36	183	5.08
1999-00	Cincinnati	33	223	6.76
1998-99	Memphis	28	161	5.75
1997-98	Tulane	29	152	5.24
1996-97	Marquette	31	179	5.77
1995-96	Tulane	32	175	5.47

STEALS		G	STLS
2005-06	Houston	31	385
2004-05	UAB	33	382
2003-04	UAB	32	371
2002-03	UAB	34	395
2001-02	USF	32	293
2000-01	USF	31	290
1999-00	USF	31	318
1998-99	UAB	32	290
1997-98	USF	30	297
1996-97	Tulane	31	323
1995-96	Tulane	32	329

STEALS AVERAGE		G	STLS	AVG
2005-06	Houston	31	385	12.42
2004-05	UAB	33	382	11.58
2003-04	UAB	32	371	11.59
2002-03	UAB	34	395	11.62
2001-02	USF	32	293	9.16
2000-01	USF	31	290	9.35
1999-00	USF	31	318	10.26
1998-99	Tulane	27	279	10.33
1997-98	Memphis	29	292	10.07
1996-97	Tulane	31	323	10.42
1995-96	Tulane	32	329	10.28

(Returnees in bold)

ALL-CONFERENCE

2006

All-Conference First Team

Morris Almond, Rice

Rodney Carney, Memphis
 Carl Dell "Squeaky" Johnson, UAB
 John Tofi, UTEP
 Darius Washington Jr., Memphis

All-Conference Second Team

Ramon Dyer, Houston

Oliver Lafayette, Houston

Marvett McDonald, UAB
 Corey Rouse, East Carolina
 Jason Williams, UTEP

All-Conference Third Team

Quincy Davis, Tulane
 Bryan Hopkins, SMU
 Mark Patton, Marshall

Lanny Smith, Houston

Shawne Williams, Memphis

2005

All-Conference First Team

Eddie Basden, Charlotte
 Travis Diener, Marquette
 Francisco Garcia, Louisville
 Quemont Greer, Charlotte
 Curtis Withers, Charlotte

All-Conference Second Team

Rodney Carney, Memphis
 Terrence Leather, USF
 Jason Maxiell, Cincinnati
 Andre Owens, Houston
 Donell Taylor, UAB

All-Conference Third Team

Taquan Dean, Louisville
 Drake Diener, DePaul
 Eric Hicks, Cincinnati
 Corey Santee, TCU
 Darius Washington Jr., Memphis

2004

All-Conference First Team

Sean Banks, Memphis
 Antonio Burks, Memphis
 Travis Diener, Marquette
 Francisco Garcia, Louisville
 Curtis Withers, Charlotte

All-Conference Second Team

Andre Brown, DePaul
 Reggie Bryant, Saint Louis
 Charles Gaines, Southern Miss
 Delonte Holland, DePaul
 Jason Maxiell, Cincinnati

All-Conference Third Team

Tony Bobbitt, Cincinnati
 Mo Finley, UAB
 Terrence Leather, USF
 Corey Santee, TCU
 Luke Whitehead, Louisville

2003

All-Conference First Team

Reece Gaines, Louisville
 Chris Massie, Memphis
 Marque Perry, Saint Louis
 Louis Truscott, Houston
 Dwyane Wade, Marquette

All-Conference Second Team

Demon Brown, Charlotte
 Travis Diener, Marquette
 Morris Finley, UAB
 Robert Jackson, Marquette
 Leonard Stokes, Cincinnati

All-Conference Third Team

Antonio Burks, Memphis
 Charles Gaines, Southern Miss
 Sam Hoskin, DePaul
 Waitari Marsh, Tulane
 Will McDonald, USF

2002

All-Conference First Team

Reece Gaines, Louisville
 Steve Logan, Cincinnati
 Jobey Thomas, Charlotte
 Dwyane Wade, Marquette
 Dajuan Wagner, Memphis
 Kelly Wise, Memphis

All-Conference Second Team

Junior Blount, TCU
 Cordell Henry, Marquette
 Altron Jackson, USF
 Marque Perry, Saint Louis
 Cam Stephens, Charlotte

All-Conference Third Team

Brandon Brown, Tulane
 Will Campbell, UAB
 Elvin Mims, Southern Miss
 Leonard Stokes, Cincinnati
 Louis Truscott, Houston
 B.B. Waldon, USF

2001

All-Conference First Team

Altron Jackson, USF
 Steve Logan, Cincinnati
 Brian Wardle, Marquette
 Rodney White, Charlotte
 Kelly Wise, Memphis

All-Conference Second Team

LeDaryl Billingsley, Tulane
 Maurice Jeffers, Saint Louis
 Vandarel Jones, Southern Miss
 Marques Maybin, Louisville
 B.B. Waldon, USF

All-Conference Third Team

Cordell Henry, Marquette
 Kenny Satterfield, Cincinnati
 Bobby Simmons, DePaul
 Jobey Thomas, Charlotte
 David Wall, Southern Miss

2000

All-Conference First Team

Kenyon Martin, Cincinnati
 Quentin Richardson, DePaul
 Justin Love, Saint Louis
 Gee Gervin, Houston
 Pete Mickeal, Cincinnati

All-Conference Second Team

Brian Wardle, Marquette
 B.B. Waldon, USF
 Altron Jackson, USF
 David Wall, Southern Miss
 Bobby Simmons, DePaul

All-Conference Third Team

Marques Maybin, Louisville
 Tony Williams, Louisville
 Kelly Wise, Memphis
 DerMarr Johnson, Cincinnati
 Nate Johnson, Louisville

1999

All-Conference First Team

Gee Gervin, Houston
 Kenyon Martin, Cincinnati
 Pete Mickeal, Cincinnati
 Quentin Richardson, DePaul
 Galen Young, Charlotte

All-Conference Second Team

Melvin Levett, Cincinnati
 Neil Reed, Southern Miss
 Omar Sneed, Memphis
 B.B. Waldon, USF
 Fred Williams, UAB

All-Conference Third Team

Nate Johnson, Louisville
 Cameron Murray, Louisville
 Alex Sanders, Louisville
 Lance Williams, DePaul
 Kenny Younger, Houston

1998

All-Conference First Team

Bobby Brannen, Cincinnati
 Sean Colson, Charlotte
 Larry Hughes, Saint Louis
 DeMarco Johnson, Charlotte
 Omar Sneed, Memphis

All-Conference Second Team

Aaron Hutchins, Marquette
 Melvin Levett, Cincinnati
 Kenyon Martin, Cincinnati
 Kelly McCarty, Southern Miss
 Ruben Patterson, Cincinnati

All-Conference Third Team

Willie Coleman, DePaul
 Cedric Dixon, UAB
 Jimmie Floyd, Southern Miss
 Detric Golden, Memphis
 Galen Robinson, Houston

1997

All-Conference First Team

Danny Fortson, Cincinnati
 Jerald Honeycutt, Tulane
 DeMarco Johnson, Charlotte
 DeJuan Wheat, Louisville
 Carlos Williams, UAB

All-Conference Second Team

Sean Colson, Charlotte
 James Harper, USF
 Cedric Henderson, Memphis
 Aaron Hutchins, Marquette
 Alvin Sims, Louisville

All-Conference Third Team

Rayshard Allen, Tulane
 Darnell Burton, Cincinnati
 Chris Crawford, Marquette
 Jeff Harris, Saint Louis
 Galen Robinson, Houston

1996

All-Conference First Team

Danny Fortson, Cincinnati
 Jerald Honeycutt, Tulane
 DeJuan Wheat, Louisville
 Carlos Williams, UAB
 Lorenzen Wright, Memphis

All-Conference Second Team

Rayshard Allen, Tulane
 Chucky Atkins, USF
 DeMarco Johnson, Charlotte
 Amal McCaskill, Marquette
 Damien Smith, Southern Miss

All-Conference Honorable Mention

Bryant Bowden, DePaul
 Darnell Burton, Cincinnati
 Damon Flint, Cincinnati
 Aaron Hutchins, Marquette
 Jermaine Watts, DePaul

ALL-FRESHMAN TEAM

2006

Courtney Beasley, Southern Miss
Chris Douglas-Roberts, Memphis
Sam Hinnant, East Carolina
Markel Humphrey, Marshall
 Shawne Williams, Memphis

2005

Joey Dorsey, Memphis
 Tom Hammonds, East Carolina
 Juan Palacios, Louisville
 Taylor Rochestie, Tulane
 Darius Washington Jr., Memphis

2004

Sean Banks, Memphis
 Mike Cook, East Carolina
 Martin Iti, Charlotte
 Dameon Mason, Marquette
 Sammy Mejia, DePaul

2003

Rodney Carney, Memphis
 Taquan Dean, Louisville
 Demario Eddins, UAB
 Francisco Garcia, Louisville
 Steve Novak, Marquette
 Curtis Withers, Charlotte

2002

Moussa Badiane, East Carolina
 Travis Diener, Marquette
 Jason Maxiell, Cincinnati
 Corey Santee, TCU
 Dajuan Wagner, Memphis

2001

Odartey Blankson, Marquette
 Alton Ford, Houston
 Scooter McFadgon, Memphis
 Imari Sawyer, DePaul
 Rodney White, Charlotte

2000

DerMarr Johnson, Cincinnati
 Kenny Satterfield, Cincinnati
 George Williams, Houston
 Courtney Trask, Memphis
 Steven Hunter, DePaul

1999

Quentin Richardson, DePaul
 Lance Williams, DePaul
 Bobby Simmons, DePaul
 Steve Logan, Cincinnati
 B.B. Waldon, USF

1998

Chonsey Asbury, USF
 Matt Baniak, Saint Louis
 Larry Hughes, Saint Louis
 Byron Mouton, Tulane
 Brian Wardle, Marquette

1997

Jeremy Biles, Saint Louis
 Nate Johnson, Louisville
 Dan Luczywko, USF
 Dylan Osean, Tulane
 Jerome Taylor, DePaul

1996

Damon Cobb, UAB
 Virgel Cobbin, Saint Louis
 Thomas Cooper, DePaul
 Anthony Richards, Southern Miss
 Jamall Walker, Saint Louis

INDIVIDUAL AWARDS

Player of the Year

2006 Rodney Carney, Memphis
 2005 Eddie Basden, Charlotte
 2004 Antonio Burks, Memphis
 2003 Dwyane Wade, Marquette
 2002 Steve Logan, Cincinnati
 2001 Steve Logan, Cincinnati
 2000 Kenyon Martin, Cincinnati
 1999 Quentin Richardson, DePaul
 1998 DeMarco Johnson, Charlotte
 1997 Danny Fortson, Cincinnati
 1996 Danny Fortson, Cincinnati

Coach of the Year

(presented by the Birmingham Tip-Off Club)

2006 John Calipari, Memphis
 2005 Rick Pitino, Louisville
 2004 Mike Anderson, UAB
 2003 Tom Crean, Marquette
 2002 Tom Crean, Marquette
 2001 James Green, Southern Miss
 2000 Bob Huggins, Cincinnati
 1999 Bob Huggins, Cincinnati
 1998 Bob Huggins, Cincinnati
 1997 Melvin Watkins, Charlotte
 1996 Denny Crum, Louisville

Freshman of the Year

2006 Shawne Williams, Memphis
 2005 Darius Washington Jr., Memphis
 2004 Sean Banks, Memphis
 2003 Francisco Garcia, Louisville
 2002 Dajuan Wagner, Memphis
 2001 Rodney White, Charlotte
 2000 DerMarr Johnson, Cincinnati
 1999 Quentin Richardson, DePaul
 1998 Larry Hughes, Saint Louis
 1997 Nate Johnson, Louisville
 1996 Anthony Richards, Southern Miss
 Missnceusa.com

Defensive Player of the Year

2006 Carl Dell Johnson, UAB
 2005 Eddie Basden, Charlotte
 2004 Eddie Basden, Charlotte
 2003 Dwyane Wade, Marquette
 2002 Immanuel McElroy, Cincinnati
 2001 Vandarel Jones, Southern Miss
 2000 Kenyon Martin, Cincinnati
 1999 Kenyon Martin, Cincinnati
 1998 Kenyon Martin, Cincinnati
 1997 Alvin Sims, Louisville
 1996 Tick Rogers, Louisville

Sixth Player of the Year

2006 Anthony Price, Tulsa
 2005 Ronell Taylor, UAB
 2004 Tony Bobbitt, Cincinnati
 2003 Steve Novak, Marquette
 2002 Jason Maxiell, Cincinnati
 2001 Altron Jackson, USF
 2000 Altron Jackson, USF
 1999 Willie Mitchell, UAB
 1998 Brian Wardle, Marquette
 1997 Darnell Burton, Cincinnati
 1996 Darnell Burton, Cincinnati

ALL-TOURNAMENT TEAM

2006

Rodney Carney, Memphis
Joey Dorsey, Memphis
 Carl Dell "Squeaky" Johnson, UAB
 Jason Williams, UTEP
 Shawne Williams, Memphis

2005

Taquan Dean, Louisville
 Francisco Garcia, Louisville
 Terrence Leather, USF
 Anthony Rice, Memphis
 Darius Washington Jr., Memphis

2004

Francisco Garcia, Louisville
 Delonte Holland, DePaul
 Quemont Greer, DePaul
 Tony Bobbitt, Cincinnati
 Jason Maxiell, Cincinnati

2003

Marque Perry, Saint Louis
 Eric Bush, UAB
 Mo Finley, UAB
 Francisco Garcia, Louisville
 Luke Whitehead, Louisville

2002

Steve Logan, Cincinnati
 Reece Gaines, Louisville
 Cordell Henry, Marquette
 Immanuel McElroy, Cincinnati
 Marcus Oliver, Houston

2001

Rodney White, Charlotte
 Diego Guevara, Charlotte
 Steve Logan, Cincinnati
 Kenny Satterfield, Cincinnati
 Kelly Wise, Memphis

2000

Justin Love, Saint Louis
 John Redden, Saint Louis
 Rashon Burno, DePaul
 Paul McPherson, DePaul
 Jobey Thomas, Charlotte

1999

Pete Mickeal, Cincinnati
 Cameron Murray, Louisville
 Diego Guevara, Charlotte
 Kelvin Price, Charlotte
 Galen Young, Charlotte

1998

D'Juan Baker, Cincinnati
 Michael Horton, Cincinnati
 Larry Hughes, Saint Louis
 DeMarco Johnson, Charlotte
 Kenyon Martin, Cincinnati

1997

Sean Colson, Charlotte
 Chris Crawford, Marquette
 Danny Fortson, Cincinnati
 Aaron Hutchins, Marquette
 DeMarco Johnson, Charlotte

1996

Danny Fortson, Cincinnati
 Aaron Hutchins, Marquette
 Art Long, Cincinnati
 Anthony Pieper, Marquette
 Lorenzen Wright, Memphis

Tournament Most Valuable Player

2006 Shawne Williams, Memphis
 2005 Taquan Dean, Louisville
 2004 Tony Bobbitt, Cincinnati
 2003 Luke Whitehead, Louisville
 2002 Steve Logan, Cincinnati
 2001 Rodney White, Charlotte
 2000 Justin Love, Saint Louis
 1999 Galen Young, Charlotte
 1998 Kenyon Martin, Cincinnati
 1997 Aaron Hutchins, Marquette
 1996 Danny Fortson, Cincinnati

PLAYERS OF THE WEEK

2006

N22 Corey Rouse, East Carolina
 N28 Cardell Johnson, UAB
D5 Oliver Lafayette, Houston
 D12 Darius Washington Jr.,
 Memphis
D19 Morris Almond, Rice
 D27 Rodney Carney, Memphis
 J2 Marvett McDonald, UAB
 J9 Ramon Dyer, Houston
 Rodney Carney, Memphis
J16 Morris Almond, Rice
 J23 Bryan Hopkins, SMU
 J30 Miguel Ayala, UTEP
 Rodney Carney, Memphis
 F6 Quincy Davis, Tulane
 Ramon Dyer, Houston
 F13 John Tofi, UTEP
 F20 Cardell Johnson, UAB
 F27 Marvett McDonald, UAB
M6 Morris Almond, Rice

2005

N22 Travis Diener, Marquette
 N29 Taquan Dean, Louisville
 D6 Quemont Greer, DePaul
 D13 Francisco Garcia, Louisville
 Quemont Greer, DePaul
 D20 Quemont Greer, DePaul
 Jasper Johnson, Southern Miss
 D27 Donell Taylor, UAB
 J3 Francisco Garcia, Louisville
 J10 Armein Kirkland, Cincinnati
 J17 Taquan Dean, Louisville
 J24 Sammy Mejia, DePaul
 J31 Moussa Badiane, East Carolina
 Larry O'Bannon, Louisville
 F7 Eddie Basden, Charlotte
 F14 Curtis Withers, Charlotte
 F21 Eddie Basden, Charlotte
 F28 Eddie Basden, Charlotte
 M7 Larry O'Bannon, Louisville

2004

N24 Travis Diener, Marquette
 D1 Brendan Plavich, Charlotte
 D8 Mo Finley, UAB
 D15 Francisco Garcia, Louisville
 D22 Charles Gaines, Southern Miss
 D29 Andre Owens, Houston
 Antonio Burks, Memphis
 J5 Curtis Withers, Charlotte
 J12 Demon Brown, Charlotte
 J19 Drake Diener, DePaul
 J26 Francisco Garcia, Louisville
 F2 Curtis Withers, Charlotte
 Steve Novak, Marquette
 F9 Andre Brown, DePaul
 F16 Tony Bobbitt, Cincinnati
 Antonio Burks, Memphis
 F21 Erroyl Bing, East Carolina
 M1 James White, Cincinnati
 Andre Brown, DePaul
 M8 Drake Diener, DePaul

2003

N25 Dwyane Wade, Marquette
 D2 Charles Gaines, Southern Miss
 D9 Reece Gaines, Louisville
 D16 Dwyane Wade, Marquette
 D23 Marvin Stone, Louisville
 D30 Chris Massie, Memphis
 Mo Finley, UAB
 J6 Joe Tulley, DePaul
 Gabriel Mikulas, East Carolina
 J13 Jasper Johnson, Southern Miss
 J20 Leonard Stokes, Cincinnati
 Dwyane Wade, Marquette
 J27 Louis Truscott, Houston

F2 Robert Jackson, Marquette
 F10 Jason Maxiell, Cincinnati
 Francisco Garcia, Louisville
 F17 Marque Perry, Saint Louis
 F24 Dwyane Wade, Marquette
 Marque Perry, Saint Louis
 M3 Dwyane Wade, Marquette
 M10 Sam Hoskin, DePaul

2002

N26 Dwyane Wade, Marquette
 D3 Ellis Myles, Louisville
 B.B. Waldon, USF
 D10 Reece Gaines, Louisville
 D17 Steve Logan, Cincinnati
 D24 Steve Logan, Cincinnati
 D31 Cam Stephens, Charlotte
 Corey Santee, TCU
 J7 Jobey Thomas, Charlotte
 J14 Kelly Wise, Marquette
 Odartey Blankson, Marquette
 J21 Louis Truscott, Houston
 J28 Steve Logan, Cincinnati
 F4 Dwyane Wade, Marquette
 F11 Steve Logan, Cincinnati
 F18 Steve Logan, Cincinnati
 Louis Truscott, Houston
 F25 Kelly Wise, Memphis
 M4 Ellis Myles, Louisville

2001

N20 Rodney White, Charlotte
 N27 Imari Sawyer, DePaul
 D4 Demon Brown, Charlotte
 D11 B.B. Waldon, USF
 D18 Leonard Stokes, Cincinnati
 J2 B.B. Waldon, USF
 J8 Brian Wardle, Marquette
 J15 Altron Jackson, USF
 J22 Jobey Thomas, Charlotte
 J29 Marques Maybin, Louisville
 F5 Will Campbell, UAB
 F12 Kelly Wise, Memphis
 F19 Rodney White, Charlotte
 F26 Shyrone Chatman, Memphis
 M4 Vandarel Jones, Southern Miss

2000

N22 Justin Love, Saint Louis
 N29 Kenyon Martin, Cincinnati
 D6 Keiron Shine, Memphis
 D13 Kenny Younger, Houston
 D20 Quentin Richardson, DePaul
 Kenyon Martin, Cincinnati
 D27 B.B. Waldon, USF
 J3 Pete Mickeal, Cincinnati
 J10 Pete Mickeal, Cincinnati

J17 Tremaine Gardner, Charlotte
 Brian Wardle, Marquette
 J24 Kenyon Martin, Cincinnati
 J31 Justin Love, Saint Louis
 F7 Kenyon Martin, Cincinnati
 F14 Marques Maybin, Louisville
 F21 David Wall, Southern Miss
 F28 Kenyon Martin, Cincinnati
 M5 Kenyon Martin, Cincinnati
 Nate Johnson, Louisville

1999

N23 Kenyon Martin, Cincinnati
 N30 Quentin Richardson, DePaul
 D7 Jarrod Lovette, Marquette
 D14 Quentin Richardson, DePaul
 D21 Kenyon Martin, Cincinnati
 D28 Cameron Murray, Louisville
 J4 Willie Mitchell, UAB
 J11 Gee Gervin, Houston
 J18 Kenny Younger, Houston
 J25 Melvin Levett, Cincinnati
 F1 Lance Williams, DePaul
 F8 Fred Williams, UAB
 F15 Brian Wardle, Marquette
 F22 Pete Mickeal, Cincinnati
 M1 Jobey Thomas, Charlotte

1998

N24 Aaron Hutchins, Marquette
 D1 Larry Hughes, Saint Louis
 D8 Larry Hughes, Saint Louis
 D15 Marcus Moody, Memphis
 D22 Melvin Levett, Cincinnati
 D29 Eric Johnson, Louisville
 J5 Jarrod Lovette, Marquette
 J12 Kenyon Martin, Cincinnati
 J19 Bobby Brannen, Cincinnati
 J26 Larry Hughes, Saint Louis
 F2 Omar Sneed, Memphis
 F9 Sean Colson, Charlotte
 F16 Sean Colson, Charlotte
 F23 Omar Sneed, Memphis
 M2 Sean Colson, Charlotte

1997

D2 DeJuan Wheat, Louisville
 D9 Adrian Hillman, USF
 D16 DeJuan Wheat, Louisville
 D23 Danny Fortson, Cincinnati
 D30 DeJuan Wheat, Louisville
 J6 Danny Fortson, Cincinnati
 J13 Cedric Henderson, Memphis
 J20 Jerald Honeycutt, Tulane
 J27 Ruben Patterson, Cincinnati
 F3 DeMarco Johnson, Charlotte
 F10 Sean Colson, Charlotte

F17 Carlos Williams, UAB
 F24 Danny Fortson, Cincinnati
 M3 Sunday Adebayo, Memphis

1996

N27 Chris Garner, Memphis
 D4 DeMarco Johnson, Charlotte
 D11 Jerald Honeycutt, Tulane
 D18 Roney Eford, Marquette
 D27 Bryant Bowden, DePaul
 J2 Carlos Williams, UAB
 J8 DeJuan Wheat, Louisville
 J15 Danny Fortson, Cincinnati
 J22 DeJuan Wheat, Louisville
 J29 Cedric Henderson, Memphis
 DeJuan Wheat, Louisville
 F5 Danny Fortson, Cincinnati
 F12 Jerald Honeycutt, Tulane
 F19 Amal McCaskill, Marquette
 F26 Carlos Williams, UAB
 M3 Danny Fortson, Cincinnati
 DeMarco Johnson, Charlotte

ALL-AMERICANS 2006

USBWA

Second Team All-America
 Rodney Carney, Memphis

All-District IV

Rodney Carney, Memphis

All-District VII

Morris Almond, Rice

NABC

District 7 First Team

Rodney Carney, Memphis

District 7 Second Team

Darius Washington Jr., Memphis

District 9 Second Team

Morris Almond, Rice

Lanny Smith, Houston

ESPN.com

Second Team All-America

Rodney Carney, Memphis

Colleg Insider.com

All-America Team

Rodney Carney, Memphis

Morris Almond, Rice

Bob Cousy Award

Finalists

Carlidell "Squeaky" Johnson, UAB
 Darius Washington Jr., Memphis

2005

Wooden All-America

Honorable Mention

Francisco Garcia, Louisville

SI.com

Third Team All-America

Eddie Basden, Charlotte

Honorable Mention All-America

Curtis Withers, Charlotte

Francisco Garcia, Louisville

Quemont Greer, DePaul

National Association of Basketball

Coaches

ALL-AMERICA HONORABLE MENTION

Francisco Garcia, Louisville

NABC

District 6 Second Team

Donell Taylor, UAB

District 7 First Team

Rodney Carney, Memphis

Taquan Dean, Louisville

Francisco Garcia, Louisville

District 9 Second Team

Andre Owens, Houston

Corey Santee, TCU

District 10 First Team

Jason Maxiell, Cincinnati

District 10 Second Team

Eric Hicks, Cincinnati

District 11 Second Team

Travis Diener, Marquette

Quemont Greer, DePaul

Colleg Insider.com

Defensive Player of the Year -

Eddie Basden, Charlotte

2004

Associated Press

Honorable Mention All-America

Antonio Burks, Memphis

Francisco Garcia, Louisville

USBWA

District IV - Francisco Garcia, Louisville

District V - Travis Diener, Marquette

NABC

District 6 Second Team - Mo Finley, UAB

District 7 Coach of the Year -

John Calipari, Memphis

District 7 First Team -

Francisco Garcia, Louisville

District 7 Second Team -

Antonio Burks, Memphis

District 10 First Team -

Jason Maxiell, Cincinnati

District 10 Second Team -

Tony Bobbitt, Cincinnati

District 11 First Team -

Travis Diener, Marquette

Basketball Times

All-America Third Team

Curtis Withers, Charlotte

Francisco Garcia, Louisville

All-America Freshman Team

Sean Banks, Memphis

2003

Associated Press

All-America First Team

Dwyane Wade, Marquette

All-America Third Team

Reece Gaines, Louisville

USBWA

All-America First Team

Dwyane Wade, Marquette

District IV - Reece Gaines, Louisville

Chris Massie, Memphis

District V - Dwyane Wade, Marquette

District V Coach of the Year - Tom Crean,

Marquette

NABC

District 7 First Team - Reece Gaines,

Louisville

District 7 Second Team - Chris Massie,

Memphis

Marvin Stone, Louisville

District 8 Second Team - Brandon Brown,

Tulane

District 9 Second Team - Louis Truscott,

Houston

District 10 Second Team - Leonard Stokes,

Cincinnati

District 11 First Team - Dwyane Wade,

Marquette

ESPN.com

First Team All-America

Dwyane Wade, Marquette

Second Team All-America

Reece Gaines, Louisville

FoxSports.com

First Team All-America

Dwyane Wade, Marquette

Third Team All-America

Chris Massie, Memphis

Honorable Mention

Reece Gaines, Louisville

CNN SI.com

First Team All-America

Dwyane Wade, Marquette

Second Team All-America

Reece Gaines, Louisville

Honorable Mention

Chris Massie, Memphis

Colleg Insider.com

All-America

Dwyane Wade, Marquette

Reece Gaines, Louisville

Senior Class Award

Second Team All-America

Reece Gaines, Louisville

2002

Associated Press

All-America First Team

Steve Logan, Cincinnati

All-America Honorable Mention

Dwyane Wade, Marquette

Dajuan Wagner, Memphis

USBWA

All-America First Team

Steve Logan, Cincinnati

District IV - Dajuan Wagner, Memphis

District IV - Reece Gaines, Louisville

All-District V - Steve Logan, Cincinnati

(Player of the Year)

All-District V - Dwyane Wade, Marquette

District V Coach of the Year - Tom Crean,

Marquette

FoxSports.com

National Player of the Year

Steve Logan, Cincinnati

CollegInsider.com

[National Player of the Year](#)
Steve Logan, Cincinnati

CNNI.com

[Most Valuable Player](#)
Steve Logan, Cincinnati

Basketball Times

[Newcomer of the Year](#)

Dwyane Wade, Marquette

[First Team All-America](#)

Steve Logan, Cincinnati

[Second Team All-America](#)

Dwyane Wade, Marquette

[Midwest Coach of the Year](#)

Tom Crean, Marquette

[First Team Freshman All-America](#)

Dajuan Wagner, Marquette

Naismith Memorial Basketball

Hall of Fame

[Frances Pomeroy Naismith Award](#)

Steve Logan, Cincinnati

The Sporting News

[First Team All-America](#)

Steve Logan, Cincinnati

[Second Team All-America](#)

Dwyane Wade, Marquette

[Freshman All-America](#)

Dajuan Wagner, Memphis

2001

Associated Press

[Honorable Mention All-America](#)

Rodney White, Charlotte

Steve Logan, Cincinnati

NABC

[District 6 Second Team](#)

Altron Jackson, USF

[District 7 Second Team](#)

Marques Maybin, Louisville

[District 8 Second Team](#)

LeDaryl Billingsley, Tulane

[District 10 Second Team](#)

Kenny Satterfield, Cincinnati

[District 10 Second Team](#)

Steve Logan, Cincinnati

[District 11 Second Team](#)

Brian Wardle, Marquette

ESPN.COM

[National Freshman of the Year](#)

Rodney White, Charlotte

Bob Gibbons' All-Star Report

[National Freshman of the Year](#)

Rodney White, Charlotte

[All Freshman, Fourth Team](#)

Alton Ford, Houston

[All Freshman, Honorable Mention](#)

Scooter McFadgon, Memphis

College Insider

[All-Freshman](#)

Rodney White, Charlotte

Verizon Academic All-District

Igor Nikolic, UAB

2000

Associated Press

[National Player of the Year](#)

Kenyon Martin, Cincinnati

[First Team All-America](#)

Kenyon Martin, Cincinnati

[Honorable Mention All-America](#)

Quentin Richardson, DePaul

Pete Mickeal, Cincinnati

John R. Wooden Award

[Player of the Year](#)

Kenyon Martin, Cincinnati

USBWA

[First Team All-America](#)

Kenyon Martin, Cincinnati

[Oscar Robertson Trophy](#)

[Player of the Year](#)

Kenyon Martin, Cincinnati

[All-District Five](#)

Quentin Richardson, DePaul

Justin Love, Saint Louis

Atlanta Tipoff Club

[Naismith Award](#)

Kenyon Martin, Cincinnati

Basketball Times

[Player of the Year](#)

Kenyon Martin, Cincinnati

[All-American](#)

Kenyon Martin, Cincinnati

[Freshman All-American](#)

DerMarr Johnson, Cincinnati

[All-Midwest Team](#)

Quentin Richardson, DePaul

NABC

[District 7 Second Team](#)

Marques Maybin, Louisville

[District 8 Second Team](#)

Sterling Davis, Tulane

[District 10 First Team](#)

Kenyon Martin, Cincinnati

[District 10 Second Team](#)

Pete Mickeal, Cincinnati

[District 12 Second Team](#)

Justin Love, Saint Louis

[National Player of the Year](#)

Kenyon Martin, Cincinnati

[First-Team All-American](#)

Kenyon Martin, Cincinnati

[Defensive Player of the Year](#)

Kenyon Martin, Cincinnati

College Hoops Insider

[All-American](#)

Kenyon Martin, Cincinnati

[National Player of the Year](#)

Kenyon Martin, Cincinnati

[Defensive Player of the Year](#)

Kenyon Martin, Cincinnati

[Conference USA Player of the Year](#)

Kenyon Martin, Cincinnati

[Freshman of the Year](#)

DerMarr Johnson, Cincinnati

[Conference USA Coach of the Year](#)

Bob Huggins, Cincinnati

Basketball News

[National Player of the Year](#)

Kenyon Martin, Cincinnati

[All-American](#)

Kenyon Martin, Cincinnati

[Midwest Player of the Year](#)

Kenyon Martin, Cincinnati

[All-Midwest](#)

Kenyon Martin, Cincinnati

[All-Midwest Freshman Team](#)

DerMarr Johnson, Cincinnati

The Sporting News

[National Player of the Year](#)

Kenyon Martin, Cincinnati

[All-American](#)

Kenyon Martin, Cincinnati

[National Co-Coach of the Year](#)

Bob Huggins, Cincinnati

1999

Associated Press

[Honorable Mention All-America](#)

Melvin Levett, Cincinnati

Kenyon Martin, Cincinnati

Quentin Richardson, DePaul

Basketball Digest

[National Freshman of the Year](#)

Quentin Richardson, DePaul

Basketball News

[Freshman of the Year](#)

Quentin Richardson, DePaul

[First Team All-Defense](#)

Kenyon Martin, Cincinnati

Quentin Richardson, DePaul

[First Team All-Freshman](#)

Quentin Richardson, DePaul

[Third Team All-Freshman](#)

B.B. Waldon, USF

Jimmie Hunter, Memphis

Basketball Times

[All-Freshman Team](#)

Quentin Richardson, DePaul

[All-Mideast Team](#)

Kenyon Martin, Cincinnati

[All-Midwest Team](#)

Quentin Richardson, DePaul

[All-South Team](#)

Galen Young, Charlotte

[All-Southwest Team](#)

Gee Gervin, Houston

College Basketball Insider

[Freshman of the Year](#)

Quentin Richardson, DePaul

[Junior College Transfer of the Year](#)

Pete Mickeal, Cincinnati

[Defensive Player of the Year](#)

Kenyon Martin, Cincinnati

[All-Defensive Team](#)

Kenyon Martin, Cincinnati

[All-Freshman Team](#)

Quentin Richardson, DePaul

[All-Junior College Team](#)

Gee Gervin, Houston

Pete Mickeal, Cincinnati

The Sporting News

[National Freshman of the Year](#)

Quentin Richardson, DePaul

NABC

[District 7 First Team](#)

Omar Sneed, Memphis

[District 7 Second Team](#)

Alex Sanders, Louisville

[District 9 Second Team](#)

Gee Gervin, Houston

[District 10 Second Team](#)

Kenyon Martin, Cincinnati

[District 10 Second Team](#)

Melvin Levett, Cincinnati

[District 11 Second Team](#)

Quentin Richardson, DePaul

USBWA

National Freshman of the Year
 Quentin Richardson, DePaul
All-District 4 – Omar Sneed, Memphis
All-District 5 – Quentin Richardson, DePaul
All-District 7 – Gee Gervin, Houston

GTE Academic All-America

Second Team
 Neil Reed, Southern Miss

1998

Associated Press

Honorable Mention All-America
 Ruben Patterson, Cincinnati

Basketball News

First Team All-Defense
 Kenyon Martin, Cincinnati

Basketball Times

Second Team All-America
 Larry Hughes, Saint Louis
Freshman of the Year
 Larry Hughes, Saint Louis
Coach of the Year
 Bob Huggins, Cincinnati

Basketball Weekly

Third Team
 DeMarco Johnson, Charlotte
Honorable Mention
 Bobby Brannen, Cincinnati
 Sean Colson, Charlotte
 Larry Hughes, Saint Louis
 Omar Sneed, Memphis
Freshman of the Year
 Larry Hughes, Saint Louis
All-Freshman First Team
 Larry Hughes, Saint Louis

The Sporting News

Freshman of the Year
 Larry Hughes, Saint Louis

U.S. Basketball Writers Assoc.

Freshman of the Year
 Larry Hughes, Saint Louis

NABC

District 5 Second Team:
 DeMarco Johnson, Charlotte
District 6 Second Team:
 Kelly McCarty, Southern Miss
District 7 First Team:
 Omar Sneed, Memphis
District 7 Second Team:
 Alex Sanders, Louisville
District 8 Second Team:
 Byron Mouton, Tulane

District 9 Second Team:

Galen Robinson, Houston

District 11 First Team:

Aaron Hutchins, Marquette

District 12 First Team:

Larry Hughes, Saint Louis

1997

Associated Press

First Team
 Danny Fortson, Cincinnati
Honorable Mention
 Jerald Honeycutt, Tulane
 DeMarco Johnson, Charlotte
 DeJuan Wheat, Louisville

Basketball Weekly

First Team
 Danny Fortson, Cincinnati
Third Team
 Jerald Honeycutt, Tulane
Honorable Mention
 DeJuan Wheat, Louisville
 DeMarco Johnson, Charlotte

Basketball Times

First Team
 Danny Fortson, Cincinnati
Honorable Mention
 DeMarco Johnson, Charlotte
All-Freshman Second Team
 Nate Johnson, Louisville

College Hoops Insider

Second Team
 Danny Fortson, Cincinnati
 DeJuan Wheat, Louisville
Fourth Team
 DeMarco Johnson, Charlotte

Sporting News

First Team
 Danny Fortson, Cincinnati
Second Team
 DeJuan Wheat, Louisville
Honorable Mention
 DeMarco Johnson, Charlotte

NABC/SEARS

First Team
 Danny Fortson, Cincinnati
Third Team
 DeJuan Wheat, Louisville
 Jerald Honeycutt, Tulane

ALL REGION/ALL-DISTRICT

Basketball Times

All-Seaboard First Team
 DeMarco Johnson, Charlotte
All-South First Team
 Jerald Honeycutt, Tulane
 Sunday Adebayo, Memphis
All-South Honorable Mention
 Carlos Williams, UAB
 Chris Garner, Memphis
 Rayshard Allen, Tulane
All-Mideast Honorable Mention
 Damon Flint, Cincinnati
 Darnell Burton, Cincinnati
 Alvin Sims, Louisville

USBWA

First Team: Danny Fortson, Cincinnati
District 3: DeMarco Johnson, Charlotte
District 4: DeJuan Wheat, Louisville
District 5: Danny Fortson, Cincinnati
District 6: Galen Robinson, Houston
District 7: Jerald Honeycutt, Tulane

1996

Associated Press

Second Team
 Danny Fortson, Cincinnati
Third Team
 Lorenzen Wright, Memphis
Honorable Mention
 DeMarco Johnson, Charlotte

UPI

Second Team
 Danny Fortson, Cincinnati
 Lorenzen Wright, Memphis
Honorable Mention
 DeJuan Wheat, Louisville

NABC

Third Team
 Lorenzen Wright, Memphis

USBWA

Second Team
 Danny Fortson, Cincinnati

Basketball America

Second Team
 Danny Fortson, Cincinnati

Basketball Weekly

First Team
 Danny Fortson, Cincinnati
Third Team
 Lorenzen Wright, Memphis

Honorable Mention

Jerald Honeycutt, Tulane
 DeJuan Wheat, Louisville
 DeMarco Johnson, Charlotte

Basketball Times

Second Team:
 Danny Fortson, Cincinnati
 Lorenzen Wright, Memphis
Third Team:
 DeJuan Wheat, Louisville
 DeMarco Johnson, Charlotte

College Sports

First Team
 Danny Fortson, Cincinnati
Second Team
 Lorenzen Wright, Memphis

NABC/SEARS

District 6: Chucky Atkins, USF
District 7: Lorenzen Wright, Memphis,
 DeJuan Wheat, Louisville
District 8: Rayshard Allen, Tulane
 Jerald Honeycutt, Tulane
District 10: Damon Flint, Cincinnati
 Danny Fortson, Cincinnati
District 11: Roney Eford, Marquette

Basketball Times

All-South First Team
 Chucky Atkins, USF
All-South Honorable Mention
 Carlos Williams, UAB
 Chris Garner, Memphis
 Mingo Johnson, Memphis
 Damien Smith, Southern Miss
All-Seaboard Honorable Mention
 DeMarco Johnson, Charlotte
First Team All-Mideast
 Damon Flint, Cincinnati
All-Mideast Honorable Mention
 Darnell Burton, Cincinnati
 Brian Kiser, Louisville
 Alvin Sims, Louisville
All-Midwest Honorable Mention
 Bryant Bowden, DePaul
 Jermaine Watts, DePaul
 Aaron Hutchins, Marquette
 Jeff Harris, Saint Louis
 Jamal Johnson, Saint Louis
First Team All-Southwest
 Jerald Honeycutt, Tulane
All-Southwest Honorable Mention:
 Rayshard Allen, Tulane
National Assoc. of Athletic
 Academic Advisors
Student Athlete Recognition Award
 Carlos McCauley, Saint Louis

ALL-TIME NCAA APPEARANCES

Team	Appearances	Won	Lost	Pct.	Regional Semifinals	Regional Finals	Final Four	National Titles	Best Finish (Year)
East Carolina	2	0	2	.000	0	0	0	0	First Round (1972, 1993)
Houston	18	26	23	.531	11	5	5	0	Runner-up (1983, 1984)
Marshall	5	0	5	.000	0	0	0	0	First Round (Five times)
Memphis	19	22	19	.537	8	4	2	0	Runner-up (1973)
Rice	4	2	5	.286	2	2	0	0	Regional Finals (1940, 1942)
SMU	10	10	12	.455	2	2	1	0	Final Four (1956)
Southern Miss	2	0	2	.000	0	0	0	0	First Round (1990, 1991)
Tulane	3	3	3	.500	0	0	0	0	Second Round (1992, 93, 95)
Tulsa	14	12	14	.462	1	1	0	0	Regional Finals (2000)
UAB	13	9	13	.409	2	1	0	0	Regional Finals (1982)
UCF	4	0	4	.000	0	0	0	0	First Round (Four times)
UTEP	16	14	15	.483	1	1	1	1	National Champion (1966)

EAST CAROLINA (2)

(1972, 1993)

HOUSTON (18)

(1956, 61, 65, 66, 67-3rd, 68-3rd, 70, 71, 72, 73, 78, 81, 82-3rd, 83-2nd, 84-2nd, 87, 90, 92)

MARSHALL (5)

(1956, 72, 84, 85, 87)

MEMPHIS (19)

(1955, 56, 62, 73-2nd, 76, 82, 83, 84, 85-3rd, 86, 88, 89, 92, 93, 95, 96, 2003, 04, 06)

RICE (4)

(1940, 42, 54, 70)

SMU (10)

(1955, 56-4th, 57, 65, 66, 67, 84, 85, 88, 93)

SOUTHERN MISS (2)

(1990, 91)

TULANE (3)

(1992, 93, 95)

TULSA (14)

(1955, 82, 84, 85, 86, 87, 94, 95, 96, 97, 99, 2000, 02, 03)

UAB (13)

(1981, 82, 83, 84, 85, 86, 87, 90, 94, 99, 2004, 05, 06)

UCF (4)

(1994, 96, 2004, 05)

UTEP (16)

(1963, 64, 66-Champion, 67, 70, 75, 84, 85, 86, 87, 88, 89, 90, 92, 2004, 05)

ALL-TIME NIT APPEARANCES

Team	Appearances	Won	Lost	Pct.	Semifinals	Finals	Titles	Second	Third	Fourth	Best Finish
East Carolina	0	0	0	.000	0	0	0	0	0	0	N/A
Houston	9	5	9	.357	1	1	0	1	0	0	Runner-up (1977)
Marshall	4	2	5	.286	1	0	0	0	0	1	Fourth (1967)
Memphis	16	19	15	.559	4	1	1	1	2	0	Champion (2002)
Rice	5	1	5	.167	0	0	0	0	0	0	Second Round
SMU	2	0	2	.000	0	0	0	0	0	0	First Round
Southern Miss	8	6	7	.462	1	1	1	0	0	0	Champion (1987)
Tulane	6	7	6	.538	1	0	0	0	1	0	Third (1996)
Tulsa	8	10	6	.625	2	2	2	0	0	0	Champion (1981, 01)
UAB	8	11	8	.578	2	0	0	0	2	0	Third (1989, 1993)
UCF	0	0	0	.000	0	0	0	0	0	0	N/A
UTEP	9	6	9	.400	0	0	0	0	0	0	Second Round

EAST CAROLINA (0)

HOUSTON (9)

(1962, 77-2nd, 85, 88, 91, 93, 2002, 05, 06)

MARSHALL (4)

(1967-4th, 68, 73, 88)

MEMPHIS (16)

(1957-2nd, 60, 61, 63, 67, 72, 74, 75, 77, 90, 91, 97, 98, 2001-3rd, 02-Champions, 05-3rd)

RICE (5)

(1943, 91, 93, 2004, 05)

SMU (2)

(1986, 2000)

SOUTHERN MISS (8)

(1981, 86, 87-champions, 88, 94, 95, 98, 2001)

TULANE (6)

(1982, 83, 94, 96-3rd, 97, 2000)

TULSA (8)

(1953, 67, 69, 81-Champions, 83, 90, 91, 2001-Champions)

UAB (8)

(1980, 89-3rd, 91, 92, 93-3rd, 97, 98, 2003)

UCF (0)

UTEP (9)

(1965, 72, 80, 81, 83, 93, 95, 2001, 06)

NCAA POSTSEASON RESULTS

2006

Friday, March 17

Oakland Region, American Airlines Center,
Dallas, Texas

- (1) Memphis 94, (16) Oral Roberts 78
Washington, D.C. Region, Wachovia Center,
Philadelphia, Pa.
(8) Kentucky 69, (9) UAB 64

Sunday, March 19

Oakland Region, American Airlines Center,
Dallas, Texas

- (1) Memphis 72, (9) Bucknell 56

Thursday, March 23

Oakland Arena, Oakland, Calif.

- (1) Memphis 80, (13) Bradley 64

Saturday, March 25

Oakland Arena, Oakland, Calif.

- (2) UCLA 50, (1) Memphis 45

2005

Thursday, March 17

Austin Region, RCA Dome, Indianapolis, Ind.

- (7) Cincinnati 76, (10) Iowa 64
Chicago Region Taco Bell Arena, Boise, Idaho
(11) UAB 82, (6) LSU 68

Friday, March 18

Syracuse Region, DCU Center, Worcester, Mass.

- (10) North Carolina St. 75, (7) Charlotte 63
Albuquerque Region, Gaylord Entertainment
Center, Nashville, Tenn.
(4) Louisville 68, (13) La.-Lafayette 62

Saturday, March 19

Austin Region, RCA Dome, Indianapolis, Ind.

- (2) Kentucky 69, (7) Cincinnati 60
Chicago Region Taco Bell Arena, Boise, Idaho
(3) Arizona 85, (11) UAB 63

Sunday, March 20

Albuquerque Region, Gaylord
Entertainment Center, Nashville, Tenn.

- (4) Louisville 76, (5) Georgia Tech 54

Thursday, March 24

Albuquerque Region, The Pit,
Albuquerque, N.M.

- (4) Louisville 93, (1) Washington 79

Saturday, March 26

Albuquerque Region, The Pit,
Albuquerque, N.M.

- (4) Louisville 93, (7) West Virginia 85 (OT)

Saturday, April 2

Final Four
Edward Jones Dome, St. Louis, Mo.
(1) Illinois 72, (4) Louisville 57

2004

Thursday, March 18

East Region, HSBC Arena, Buffalo, N.Y.
(8) Texas Tech 76, (9) Charlotte 73
West Region, HSBC Arena, Buffalo, N.Y.
(7) DePaul 76, (10) Dayton 69 (2 OT)

Friday, March 19

East Region, Kemper Arena, Kansas City, Mo.
(7) Memphis 59, (10) South Carolina 43
South Region, Nationwide Arena,
Columbus, Ohio
(4) Cincinnati 80, (13) E. Tennessee State 77
Midwest Region, Nationwide Arena,
Columbus, Ohio
(9) UAB 102, (8) Washington 100
South Region, T.D. Waterhouse Center,
Orlando, Fla.
(7) Xavier 80, (10) Louisville 70

Saturday, March 20

West Region, HSBC Arena, Buffalo, N.Y.
(2) Connecticut 72, (7) DePaul 55

Sunday, March 21

Midwest Region, Nationwide Arena,
Columbus, Ohio
(9) UAB 76, (1) Kentucky 75
East Region, Kemper Arena, Kansas City, Mo.
(2) Oklahoma State 70, (7) Memphis 53
South Region, Nationwide Arena,
Columbus, Ohio
(5) Illinois 92, (4) Cincinnati 68

Saturday, March 20

West Region, HSBC Arena, Buffalo, N.Y.
(2) Connecticut 72, (7) DePaul 55

Friday, March 26

St. Louis Regional, Edward Jones Dome,
St. Louis, Mo.
(4) Kansas 100, (9) UAB 74

2003

Thursday, March 20

Midwest Region, RCA Dome, Indianapolis, Ind.
(3) Marquette 72, (14) Holy Cross 68
West Region, Huntsman Center, Salt Lake City, Utah
(9) Gonzaga 74, (8) Cincinnati 69
West Region, Ford Center, Oklahoma City, Okla.
(10) Arizona State 84, (7) Memphis 71

Friday, March 21

East Region, Birmingham-Jefferson Civic Center,
Birmingham, Ala.
(4) Louisville 86, (13) Austin Peay 64

Saturday, March 22

Midwest Region, RCA Dome, Indianapolis, Ind.
(3) Marquette 101, (6) Missouri 92 (OT)

Sunday, March 23

East Region, Birmingham-Jefferson Civic Center,
Birmingham, Ala.
(12) Butler 79, (4) Louisville 71

Thursday, March 27

Midwest Region, Hubert H. Humphrey Metrodome,
Minneapolis, Minn.
(3) Marquette 77, (2) Pittsburgh 74

Saturday, March 29

Midwest Region, Hubert H. Humphrey
Metrodome, Minneapolis, Minn.
(3) Marquette 83, (1) Kentucky 69

Saturday, April 5

Final Four
Louisiana Superdome, New Orleans, La.
(2) Kansas 94, (3) Marquette 61

2002

Thursday, March 14

East Region, Edward Jones Dome, St. Louis, Mo.
(12) Tulsa 71, (5) Marquette 69
South Region, Bi-Lo Center, Greenville, S.C.
(8) Notre Dame 82, (9) Charlotte 63

Friday, March 15

West Region, Mellon Arena, Pittsburgh, Pa.
(1) Cincinnati 90, (16) Boston University 52

Sunday, March 17

West Region, Mellon Arena, Pittsburgh, Pa.
(8) UCLA 105, (1) Cincinnati 101 (2OT)

2001

Thursday, March 15

West Region First Round (San Diego, Calif.)
(5) Cincinnati 84, (12) BYU 59

Friday, March 16

Midwest Region First Round (Dayton, Ohio)
(9) Charlotte 70, (8) Tennessee 63

Saturday, March 17

West Region Second Round (San Diego, Calif.)
(5) Cincinnati 66, (13) Kent State 43

Sunday, March 18

Midwest Region Second Round (Dayton, Ohio)
(1) Illinois 79 (9) Charlotte 61

Thursday, March 22

West Region Semifinals (Anaheim, Calif.)
(1) Stanford 78, (5) Cincinnati 65

2000

Thursday, March 16

Midwest Regional (Cleveland, Ohio)
(8) Utah 48, (9) Saint Louis 45
West Regional (Tucson, Ariz.)
(10) Gonzaga 77, (7) Louisville 66

Friday, March 17

South Regional (Nashville, Tenn.)
(2) Cincinnati 64, (15) UNC Wilmington 47
East Regional (Winston Salem, N.C.)
(8) Kansas 81, (9) DePaul 77 (ot)

Sunday, March 19

South Regional (Nashville, Tenn.)
(7) Tulsa 69, (2) Cincinnati 61

1999

Thursday, March 11

West Regional (Denver, Colo.)
(5) Iowa 77, (12) UAB 64
South Regional (Orlando, Fla.)
(10) Creighton 62, (7) Louisville 58

Friday, March 12

East Regional (Boston, Mass.)
(3) Cincinnati 72, (14) George Mason 48
Midwest Regional (Milwaukee, Wis.)
(5) Charlotte 81, (12) Rhode Island 70 (OT)

Sunday, March 14

Midwest Regional (Milwaukee, Wis.)
(13) Oklahoma 85, (5) Charlotte 72
East Regional (Boston, Mass.)
(7) Temple 64, (3) Cincinnati 54

1998

Thursday, March 12

East Regional First Round (Hartford, Conn.)
(8) Charlotte 77, (9) Illinois-Chicago 62
(2) Cincinnati 65, (15) Northern Arizona 62

Friday, March 13

South Regional First Round (Atlanta, Ga.)
(10) Saint Louis 51, (7) Massachusetts 46

Saturday, March 14

East Regional Second Round (Hartford, Conn.)
(1) North Carolina 93, Charlotte 83 (ot)
West Regional Second Round (Boise, Idaho)
(10) West Virginia 75, Cincinnati 74

Sunday, March 15

South Regional Second Round (Atlanta, Ga.)
(2) Kentucky 88, Saint Louis 61

1997

Thursday, March 13

Midwest Region First Round (Auburn Hills, Mich.)
(3) Cincinnati 86, (14) Butler 69

Friday, March 14

East Region First Round (Pittsburgh, Pa.)
(6) Louisville 65, (11) Massachusetts 57
West Region First Round (Tucson, Ariz.)
(7) Charlotte 79, (10) Georgetown 67
Southeast Region First Round (Charlotte, N.C.)
(10) Providence 81, (7) Marquette 59

Saturday, March 15

Midwest Region Second Round
(Auburn Hills, Mich.)
(6) Iowa State 67, (3) Cincinnati 66

Sunday, March 16

East Region Second Round (Pittsburgh, Pa.)
(6) Louisville 64, (3) New Mexico 63
West Region Second Round (Tucson, Ariz.)
(2) Utah 77, (7) Charlotte 58

Friday, March 21

East Regional Semifinal (Syracuse, N.Y.)
(6) Louisville 78, (10) Texas 63

Sunday, March 23

East Regional Final (Syracuse, N.Y.)
(1) North Carolina 97, (6) Louisville 74

1996

Thursday, March 14

East Region First Round (Providence, R.I.)
(4) Marquette 68, (13) Monmouth 44
West Region First Round (Albuquerque, N.M.)
(12) Drexel 75, (5) Memphis 63

Friday, March 15

Midwest Region First Round (Milwaukee, Wis.)
(6) Louisville 82, (11) Tulsa 80 (ot)
Southeast Region First Round (Orlando, Fla.)
(2) Cincinnati 66, (15) UNC Greensboro 61

Saturday, March 16

East Region Second Round (Providence, R.I.)
(12) Arkansas 65, (4) Marquette 56

Sunday, March 17

Midwest Region Second Round (Milwaukee, Wis.)
(6) Louisville 68, (3) Villanova 64
Southeast Region Second Round (Orlando, Fla.)
(2) Cincinnati 78, (7) Temple 65

Thursday, March 21

Midwest Regional Semifinal (Minneapolis, Minn.)
(2) Wake Forest 60, (6) Louisville 59

Friday, March 22

Southeast Regional Semifinal (Lexington, Ky.)
(2) Cincinnati 87, (3) Georgia Tech 70

Sunday, March 24

Southeast Regional Final (Lexington, Ky.)
(5) Mississippi State 73, (2) Cincinnati 63

NIT POSTSEASON RESULTS

2006

First Round

Tuesday, March 14

UTEP 86, Lipscomb 66

Wednesday, March 15

Houston 77, BYU 67

Second Round

Thursday, March 16

Michigan 82, UTEP 67

Monday, March 20

Missouri State 60, Houston 59

2005

First Round

Monday, March 14

Western Michigan 54, Marquette 40

Tuesday, March 15

DePaul 75, Missouri 70

Wednesday, March 16

TCU 60, Miami (Ohio) 58
Memphis 90, Northeastern 65
Wichita State 85, Houston 69

Second Round

Sunday, March 19

Memphis 83, Virginia Tech 62
Texas A&M 75, DePaul 72

Monday, March 21

TCU 78, Western Michigan 76 (OT)

Quarterfinals

Wednesday, March 23

Memphis 81, Vanderbilt 68

Saturday, March 26

Maryland 85, TCU 73

Semifinals

Tuesday, March 29

St. Joseph's 70, Memphis 58

2004

First Round

Monday, March 15

Marquette 87, Toledo 72

Tuesday, March 16

* Saint Louis 70, Iowa 69

* Family Arena in St. Charles, Mo.

Second Round

Monday, March 22

* Notre Dame 77, Saint Louis 66

* Allen County War Memorial, Fort Wayne, Ind.

Tuesday, March 23

Marquette 66, Boise State 53

Quarterfinals

Thursday, March 25

Iowa State 77, Marquette 69

2003

First Round

Tuesday, March 18

North Carolina 83, DePaul 72

Wednesday, March 19

Minnesota 62, Saint Louis 52

UAB 82, Louisiana-Lafayette 80

Second Round

Tuesday, March 25

UAB 80, Siena 71

Quarterfinals

Thursday, March 27

St. John's 79, UAB 71

2002

First Round

Tuesday, March 12

Ball State 98, USF 92

Louisville 66, Princeton 65

Wednesday, March 13

Vanderbilt 59, Houston 50

Thursday, March 14

Memphis 82, UNC Greensboro 62

Second Round

Tuesday, March 19

Temple 65, Louisville 62

Wednesday, March 20

Memphis 80, BYU 69

Quarterfinals

Saturday, March 23

Memphis 79, Tennessee Tech 73

Semifinals

Tuesday, March 26

Memphis 78, Temple 77

Finals

Tuesday, March 26

Memphis 72, South Carolina 62

2001

First Round

Tuesday, March 13

Memphis 71, Utah 62

Wednesday, March 14

Mississippi State 75, Southern Miss 68

Second Round

Tuesday, March 20

Memphis 90, UTEP 65

Quarterfinals

Thursday, March 22

Memphis 81, New Mexico 63

Semifinals (New York, N.Y.)

Tuesday, March 27

Tulsa 72, Memphis 64

Consolation Finals (New York, N.Y.)

Thursday, March 29

Memphis 86, Detroit 71

2000

First Round

Tuesday, March 14

N.C. State 64, Tulane 60

Wednesday, March 15

Xavier 67, Marquette 63

Mississippi 62, Charlotte 45

New Mexico 64, USF 58

1999

First Round

Wednesday, March 10

DePaul 69, Northwestern 64

Second Round

Tuesday, March 16

California 57, DePaul 56

1998

First Round

Wednesday, March 11

UAB 93, Missouri 86

Marquette 80, Creighton 68

Memphis 90, Ball State 67

Auburn 77, Southern Miss 62

Second Round

Monday, March 16

Marquette 75, Auburn 60 (ot)

Minnesota 79, UAB 66

Fresno State 83, Memphis 80

Quarterfinals

Wednesday, March 18

Minnesota 73, Marquette 71

1997

First Round

Wednesday, March 12

TCU 85, UAB 62

UNLV 66, Memphis 62

Thursday, March 13

At Oklahoma State 79, Tulane 72

1996

First Round

Wednesday, March 13

At Minnesota 68, Saint Louis 52

Tulane 87, at Auburn 73 (ot)

Second Round

Monday, March 18

Tulane 84, at Minnesota 65

Quarterfinals

Wednesday, March 20

At Tulane 83, Illinois State 72

Semifinals (New York, N.Y.)

Monday, March 25

Nebraska 90, Tulane 78

Consolation (New York, N.Y.)

Wednesday, March 27

Tulane 87, Alabama 67

NATIONAL BASKETBALL ASSOCIATION


Player	Position	School	Team
Earl Barron	Center	Memphis	Miami
Antonio Burks	Guard	Memphis	Miami
Rodney Carney	Forward	Memphis	Philadelphia
Linton Johnson III	Forward	Tulane	New Orleans/Oklahoma City
Damon Jones	Guard	Houston	Cleveland
Bo Outlaw	Forward	Houston	Orlando
Andre Owens	Guard	Houston	Golden State
Quinton Ross	Guard	SMU	Los Angeles Clippers
Michael Ruffin	Forward/Center	Tulsa	Washington
Donell Taylor	Guard	UAB	Washington
Dajuan Wagner	Guard	Memphis	Golden State
Darius Washington Jr.	Guard	Memphis	Dallas
Mike Wilks	Guard	Rice	Seattle
Shawne Williams	Forward	Memphis	Indiana
Lorenzen Wright	Forward/Center	Memphis	Atlanta

NBA COACHES

Name	Position	Team	School
Mike D'Antoni	Head Coach	Phoenix	Marshall
Dan D'Antoni	Asst. Coach	Phoenix	Marshall

C-USA IN THE NBA DRAFT

Player	College	Pro Team	Round	Overall
2006				
Rodney Carney	Memphis	Chicago Bulls	1st	16th
Shawne Williams	Memphis	Indiana Pacers	1st	17th
2005				
Francisco Garcia	Louisville	Sacramento Kings	1st	23rd
Jason Maxiell	Cincinnati	Detroit Pistons	1st	26th
Travis Diener	Marquette	Orlando Magic	2nd	38th
2004				
Antonio Burks	Memphis	Orlando Magic	2nd	35th
2003				
Dwyane Wade	Marquette	Miami Heat	1st	5th
Reece Gaines	Louisville	Orlando Magic	1st	15th
2002				
Dajuan Wagner	Memphis	Cleveland Cavaliers	1st	6th
Steve Logan	Cincinnati	Golden State Warriors	2nd	30th
2001				
Rodney White	Charlotte	Detroit Pistons	1st	9th
Steven Hunter	DePaul	Orlando Magic	1st	15th
Bobby Simmons	DePaul	Seattle Sonics	2nd	42nd
Alton Ford	Houston	Phoenix Suns	2nd	51st
Kenny Satterfield	Cincinnati	Dallas Mavericks	2nd	54th
Maurice Jeffers	Saint Louis	Sacramento Kings	2nd	55th
2001				
Kenyon Martin	Cincinnati	New Jersey Nets	1st	1st
DerMarr Johnson	Cincinnati	Atlanta Hawks	1st	6th
Quentin Richardson	DePaul	Los Angeles Clippers	1st	18th
Pete Mickeal	Cincinnati	New York Knicks	2nd	58th
1999				
Galen Young	Charlotte	Milwaukee Bucks	2nd	48th
Melvin Levett	Cincinnati	Detroit Pistons	2nd	54th
1998				
Larry Hughes	Saint Louis	Philadelphia 76ers	1st	8th
Ruben Patterson	Cincinnati	Los Angeles Lakers	2nd	31st
DeMarco Johnson	Charlotte	New York Knicks	2nd	38th
1997				
Danny Fortson	Cincinnati	Milwaukee Bucks	1st	10th
Cedric Henderson	Memphis	Cleveland Cavaliers	2nd	45th
Chris Crawford	Marquette	Atlanta Hawks	2nd	51st
DeJuan Wheat	Louisville	Los Angeles Lakers	2nd	52nd
1996				
Lorenzen Wright	Memphis	Los Angeles Clippers	1st	7th
Samaki Walker	Louisville	Dallas Mavericks	1st	9th



Donell Taylor



Damon Jones



Michael Ruffin



2007 NCAA Division I Men's Basketball Championship



© 2006 National Collegiate Athletic Association. No commercial use without the NCAA's written permission. The NCAA opposes all sports wagering. This bracket should not be used for sweepstakes, contests, office pools or other gambling activities.

69TH ANNUAL DIVISION I BASKETBALL CHAMPIONSHIP

OPENING ROUND

Tuesday, March 13, 2007

- UD Arena
Dayton, Ohio
Host: University of Dayton

FIRST/SECOND ROUNDS

Thursday and Saturday, March 15 and 17, 2007

- Buffalo, New York
Host: Metro Atlantic Athletic Conference, Canisius College and Niagara University
- Rupp Arena
Lexington, Kentucky
Host: University of Kentucky
- ARCO Arena
Sacramento, California
Host: University of the Pacific
- Lawrence Joel Veterans Memorial Coliseum
Winston-Salem, North Carolina
Host: Wake Forest University

Friday and Sunday, March 16 and 18, 2007

- United Center
Chicago, Illinois
Host: Big Ten Conference
- Nationwide Arena
Columbus, Ohio
Host: The Ohio State University
- New Orleans Arena
New Orleans, Louisiana
Host: Tulane University
- Spokane Memorial Arena
Spokane, Washington
Host: Washington State University

REGIONALS

Thursday and Saturday, March 22 and 24, 2007

- South Regional
Alamodome
San Antonio, Texas
Host: University of Texas-San Antonio

- West Regional
HP Pavilion
San Jose, California
Host: San Jose State University
- East Regional
Continental Airlines Arena
East Rutherford, New Jersey
Host: Rutgers University
- Midwest Regional
Edward Jones Dome
St. Louis, Missouri
Host: Missouri Valley Conference

FINAL FOUR

March 31 and April 2, 2007

- Georgia Dome
Atlanta, Georgia
Host: Georgia Tech



C-USA BASKETBALL CONTACTS

Jody Jones, ECU
(252) 737-4522
jonesjod@ecu.edu

Rick Poulter, Houston
(713) 743-9407
rpoulter@mail.uh.edu

Andy Boggs, Marshall
(304) 696-2418
boggsa@marshall.edu

Lamar Chance, Memphis
(901) 678-2349
lchance1@memphis.edu

Jay Jameson, Rice
(713) 348-8874
jj7473@rice.edu

Herman Hudson, SMU
(214) 768-1304
hermanh@smu.edu

Jack Duggan, Southern Miss
(601) 266-6240
jack.duggan@usm.edu

Roger Dunaway, Tulane
(504) 862-8240
roger@tulane.edu

Don Tomkalski, Tulsa
(918) 631-3200
donald-tomkalski@utulsa.edu

Aaron Jordan, UAB
(205) 934-0722
jordana@uab.edu

Doug Richards, UCF
(407) 823-2142
drichards@athletics.ucf.edu

Jeff Darby, UTEP
(915) 747-6652
jdarby@utep.edu

C-USA ON THE WEB

For the most current information on Conference USA basketball, along with C-USA's other sports, visit conferenceusa.com.

TOURNAMENT CREDENTIALS

Media planning to attend the 2007 C-USA Men's Basketball Championship, March 7-10, in Memphis should apply for working credentials on the league's official Web site, conferenceusa.com. Please click on Media Center on the top navigation bar and that will take you to the online credential application system. For additional information about the championship, please contact C-USA Media Relations.

C-USA RELEASES

Throughout the 2006-07 season, the Conference USA Media Relations office will update the men's basketball release continuously. Media members that would like to receive the most up-to-date information on C-USA men's basketball via e-mail can contact the C-USA Media Relations Office to receive this service. The releases are updated daily on the men's basketball page at www.conferenceusa.com.

WEEKLY TELECONFERENCE

All 12 Conference USA head coaches will be featured in a teleconference from 10:00-11:30 a.m. CT during the 2006-07 season. The call will take place each Monday, beginning January 9, and will continue every Monday throughout the basketball season, with the final call March 5 prior to the 2007 C-USA Men's Basketball Championship presented by Aéropostale. Media wishing to participate on the teleconference should call the Media Relations office for the access telephone number and coaches schedule.

PLAYER OF THE WEEK

Conference USA will name a Player of the Week throughout the regular season. The Player of the Week is selected by a media panel with one representative in each of the member institution's cities. The Player of the Week will be announced on Monday and immediately available on www.conferenceusa.com

POSTSEASON AWARDS

C-USA names first, second and third All-Conference teams, an All-Freshman team, an All-Academic team, Player of the Year, Freshman of the Year, Newcomer of the Year, Coach of the Year, Defensive Player of the Year and Sixth Player of the Year awards at the conclusion of the regular season. All of the award winners, with the exception of Coach of the Year and All-Academic team, are selected by a poll of media representatives and C-USA Coaches. The Coach of the Year Award recipient is selected by the coaches only. The Coach of the Year Award is sponsored by the Birmingham Tipoff Club and administered by *The Birmingham News*. The All-Academic team is selected by the Sports Information Directors.

C-USA MEDIA RELATIONS (214) 774-1300

Russell Anderson, Assistant Commissioner for Football and Baseball Operations
rdanderson@c-usa.org

Courtney Morrison Archer, Assistant Commissioner for Public Affairs (Men's Basketball contact)
cmarcher@c-usa.org

Debbie Davis, Associate Director of Media Relations
ddavis@c-usa.org

Tod Meisner, Assistant Director of Media Relations
tmeisner@c-usa.org

WHAT'S IN A NAME?

Several Conference USA institutions are often misrepresented when it comes to the correct spelling and abbreviation of their names. The following is a list of names which seem to cause the most confusion. Please be sure to use the correct names when referring to Conference USA and its schools.

Correct Usage

Conference USA
C-USA

SMU

Southern Miss

Tulsa Golden Hurricane
Tulsa
TU

UAB

UCF

UTEP

NEVER USE!!

Conf. USA
CUSA

Southern Methodist

So. Mississippi
So. Miss (abbreviation only)
USM (stat abbreviation only)

Golden Hurricanes

UT

Alabama-Birmingham
Ala.-Birmingham

Central Florida
Central Fla.

Texas-El Paso

CONFERENCE USA

5201 N. O'Connor Blvd., Suite 300
Irving, TX 75039
P: 214/774-1300 • F: 214/496-0055
conferenceusa.com

Russell Anderson, Asst. Commissioner for Football/Baseball Operations (rdanderson@c-usa.org)
Courtney Morrison-Archer, Assistant Commissioner for Public Affairs (cmarcher@c-usa.org)
Debbie Davis, Associate Director of Media Relations (ddavis@c-usa.org)
Tod Meisner, Assistant Director of Media Relations (tmeisner@c-usa.org)

EAST CAROLINA

320 Ward Sports Medicine Building
Greenville, NC 27858
252/737-4522
Fax: 252/737-4528
Director: Tom McClellan
mcclellant@ecu.edu
Associate: Jody Jones
jonesjod@ecu.edu
Assistant: Malcolm Gray
graym@ecu.edu
Assistant: Amy Howard
howarda@ecu.edu



RICE

PO Box 1892 MS 548
Houston, TX 77251-1892
713/348-4034
Fax: 713/348-6019
Assistant AD: Chuck Pool
cpool@rice.edu
Assistant: Jay Jameson
jj7473@rice.edu
Assistant: John Sullivan
jsully@rice.edu
Assistant: Patty Barnes
pbarnes@rice.edu
Assistant: Glen McMicken
gmcicken@rice.edu



TULSA

600 S. College Avenue
Tulsa, OK 74104-3189
918/631-2395
Fax: 918/631-3913
Assistant AD: Don Tomkalski (3200)
donald-tomkalski@utulsa.edu
Assistant: Jason West (2492)
jason-west@utulsa.edu
Assistant: Stephanie Hall
stephanie-hall@utulsa.edu
Intern: Matt Thomas
mrthomas@utulsa.edu



HOUSTON

3100 Cullen Boulevard
Houston, TX 77004
713/743-9404
Fax: 713/743-9411
Associate AD: Chris Burkhalter
cburkha@mail.uh.edu
Assistant: Rick Poulter
rpoulter@uh.edu
Assistant: Jeff Conrad
jaconrad@mail.uh.edu
Assistant: Ryan Koslen
rkoslen@uh.edu
VB Contact: Matt Dunaway
mbdunawa@central.uh.edu



SMU

PO Box 0216
6024 Airline Road
Dallas, TX 75275-0216
214/768-2883
Fax: 214/768-2044
Assistant AD: Brad Sutton
bsutton@smu.edu
Associate: Claire Schmitt
claires@smu.edu
Assistant: Herman Hudson
hermanh@smu.edu
Assistant: Kelsey Yantis
kyantis@smu.edu



UAB

115 Bartow Arena
617 13th Street South
Birmingham, AL 35294-4520
205/934-0722
Fax: 205/975-7505
Assistant AD: Norm Reilly
nreilly@uab.edu
Associate: Aaron Jordan
jordana@uab.edu
Assistant: Michelle Cunningham
mcunning@uab.edu
Assistant: Mark Vallek
mvallek@uab.edu



MARSHALL

PO Box 1360
Huntington, WV 25715
304/696-4660
Fax: 304/696-2325
Assistant AD: Randy Burnside
burnsid2@marshall.edu
Assistant: Andy Boggs
boggsa@marshall.edu
Assistant: Brandon Parro
parro1@marshall.edu
GAs: Christopher Yandle,
Andy Fledderjohn
Ben Hunt, Saran Hauck



SOUTHERN MISS

118 College Drive #5161
Hattiesburg, MS 39406-0001
601/266-4503
Fax: 601/266-4507
Associate AD: Mike Montoro
michael.montoro@usm.edu
Associate: Shirley Hill
shirley.jones-hill@usm.edu
Associate: Jack Duggan
jack.duggan@usm.edu
Assistant: Jared Florreich
jared.florreich@usm.edu
GA: Mallory Haynes



UCF

4000 Central Florida Blvd.
Orlando, FL 32816
407/823-ext.
Fax: 407/823-5266
Assistant AD: Joe Hornstein
joehorn@athletics.ucf.edu
Associate: Ryan Powell
rpowell@athletics.ucf.edu
Assistant: Cheryl Flesch (2464)
cflesch@athletics.ucf.edu
Assistant: Doug Richards (2142)
drichards@athletics.ucf.edu



MEMPHIS

203 Athletic Office Building
570 Normal
Memphis, TN 38152
901/678-2337
Fax: 901/678-4134
Director: Jennifer Rodrigues (2397)
jmpowers@memphis.edu
Assistant: Lamar Chance (2349)
lchance1@memphis.edu
Assistant: Tammy DeGroff (5787)
tdegroff@memphis.edu
Assistant: Jason Redd (4640)
jredd@memphis.edu



TULANE

Wilson Center
Ben Weiner Drive
New Orleans, LA 70118-5681
504/865-5506
Fax: 504/865-5512
Assistant AD: Roger Dunaway
roger@tulane.edu
Assistant: Richie Weaver
rweaver@tulane.edu
Assistant: Kevin Wilkinson
kwilkin@tulane.edu



UTEP

Brumbelow Blvd. Room 126
201 Baltimore
El Paso, TX 79902
915/747-6652
Fax: 915/747-5444
Associate AD: Jeff Darby
jdarby@utep.edu
Assistant: Charles Staniszewski
stanca@utep.edu
Assistant: Angela Olivas
acolivas@utep.edu
Assistant: Mark Brunner
mbrunner@utep.edu



Basketball contact in bold italics.



NCAA


BASKETBALL

ON CSTV

DATE	GAME	TIME
12/3	New Mexico @ UTEP	3:00 PM
12/21	SMU @ TCU	8:00 PM
12/30	UNLV @ Houston	8:00 PM
1/6	Marshall @ George Washington	7:00 PM
1/10	E. Carolina @ Tulsa	8:00 PM
1/13	SMU @ Houston	6:00 PM
1/16	UAB @ Memphis	9:00 PM
1/17	Houston @ Rice	8:00 PM
1/20	Memphis @ E. Carolina	6:00 PM
1/27	UCF @ UTEP	4:00 PM
1/31	Tulsa @ Tulane	8:00 PM
2/7	Houston @ SMU	8:00 PM
2/10	UTEP @ UAB	6:00 PM
2/14	Memphis @ Tulsa	8:00 PM
2/17	UAB @ Houston	6:00 PM
2/21	Southern Miss @ UCF	8:00 PM
2/24	Southern Miss @ Tulane	4:00 PM
2/28	Rice @ Marshall	8:00 PM
3/3	Memphis @ SMU	9:30 PM
3/9	C-USA Semifinal Game #1	TBD
3/9	C-USA Semifinal Game #2	TBD

*Schedule subject to change. All times EST.

C-USA



Catch all the action and excitement of Conference USA basketball this season on CSTV, the 24-hour college sports network from CBS Sports. CSTV has more live C-USA games and original programming than anyone else and is accessible through television, online, wireless and more.

From heated rivalries to in-depth features of players and coaches, no one covers your C-USA teams like CSTV.

To get CSTV call your cable or satellite provider, or log on to CSTV.com for more information.

CSTV
The 24-Hour
COLLEGE SPORTS Network
from CBS SPORTS