



C-USA

BASEBALL

20



13



CONFERENCE USA BASEBALL 2012 ACCOMPLISHMENTS

- Conference USA was the No. 5 ranked baseball conference in 2012, trailing only the SEC, ACC, Pac-12 and Big 12.
- C-USA placed four teams in the 2012 NCAA Championship, the ninth time in 11 years that the league has produced at least four bids.
- Rice made its 18th consecutive NCAA Regional appearance, the fourth-longest active streak in the nation. East Carolina played in an NCAA Regional for the 12th time in 14 years, UCF made its 11th all-time NCAA appearance and UAB made its second NCAA trip.
- Rice and UCF spent the entire season nationally ranked and both finished in the top 25. East Carolina was ranked during the regular season and Tulane received votes.
- Three schools (East Carolina, Rice and UCF) finished the season ranked in the top 35 of the final RPI rankings. Six of the league's nine schools ranked in the top 83.
- Seven of the nine Conference USA teams won at least one game against a nationally ranked, non-conference opponent.
- C-USA teams posted a total of 12 wins over nationally ranked, non-conference opponents during the regular season, including five against top 10 foes.
- C-USA teams defeated three College World Series teams (National Champion Arizona, Arkansas and Stony Brook).
- Among the NCAA top 50 RPI teams that C-USA defeated in 2012 were: No. 4 Arizona (Rice), No. 10 Arkansas (Houston), No. 13 Stanford (Rice), No. 14 NC State (East Carolina), No. 16 Texas A&M (Rice), No. 17 Miami of Florida (UCF), No. 21 Mississippi State (Memphis), No. 23 Dallas Baptist (Rice), No. 28 Mississippi (Memphis, Southern Miss), No. 29 Clemson (UAB), No. 36 Missouri State (UCF), No. 39 New Mexico State (Rice), No. 42 Louisville (East Carolina), No. 43 UNC Wilmington (East Carolina), No. 45 Wichita State (Tulane) and No. 49 Sam Houston State (Houston, Rice).
- Five different Conference USA players were honored as All-Americans, including Memphis senior 3B **Jacob Wilson**, Rice senior RHP **Matthew Reckling**, Rice junior utility player **J.T. Chargois**, UCF junior 1B **D.J. Hicks** and UCF junior LHP **Joe Rogers**.
- Three C-USA players earned Freshman All-American honors, including Southern Miss utility player **Mason Robbins**, Southern Miss RHP **Bradley Roney** and UCF LHP **Eric Skoglund**.
- Conference USA had four players that earned National Player of the Week honors: Memphis LHP **Sam Moll**, Rice junior RHP **Tyler Duffey**, senior RHP **Matthew Reckling** and UAB junior RHP **Ben Bullard**.
- Five C-USA players were named to the 2012 Capital One Academic All-District teams, while Tulane C **Jeremy Schaffer** and Tulane OF **Brandon Boudreaux** were both named Academic All-Americans, marking the 12th time in 15 years that C-USA has produced at least one baseball Academic All-American.
- Four Conference USA schools (Rice, Southern Miss, Tulane, East Carolina) ranked among the top 25 nationally in average home attendance. All four averaged at least 2,685 fans per game.
- Five players and six teams ranked among the top 10 national leaders in the final 2012 NCAA statistics. Rice pitchers led the nation in most strikeouts per nine innings and fewest hits allowed per nine innings.
- Conference USA had 30 players chosen in the June Major League Baseball Draft. Eight of the nine C-USA schools had at least one player selected.
- The league had a record 27 games televised nationally or regionally.
- Rice head coach **Wayne Graham** and C-USA Coordinator of Umpires **Rich Fetchiet** were both inducted into the College Baseball Hall of Fame.
- Fourteen players from C-USA schools appeared on the 2012 opening day rosters of Major League Baseball teams and two were named to the MLB All-Star game in July.

CONFERENCE USA BASEBALL SCHOOLS

The nine schools that currently comprise Conference USA Baseball have enjoyed a great deal of success. Here are some of their accomplishments:

- 12 College World Series Appearances
- 2003 National Champions - Rice
- At least one College World Series team in five of the last eight seasons and nine out of 14.
- 112 NCAA Appearances (73 since 1995)
- Six National Players of the Year since 1995
- Seven National Freshmen of the Year since 1995
- 130 All-Americans since 1995
- Schools have combined to win 40 or more games 59 times in the last 15 years
- Has had a team ranked No. 1 in the nation in four of the last nine regular seasons



CONTENTS / STAFF



UAB defeated Memphis to capture the 2012 Conference USA Baseball Tournament Championship, the Blazers first title as a member of C-USA.

CONFERENCE USA STAFF DIRECTORY

conferenceusa.com

Commissioner: Britton Banowsky

Executive Associate Commissioner: Judy MacLeod (jmacleod@c-usa.org)

Associate Commissioner: Alfred White (awhite@c-usa.org)

Associate Commissioner: Kelly Carney (kcarney@c-usa.org)

Associate Commissioner for Compliance/Academics: Rob Philippi (rphilippi@c-usa.org)

Associate Commissioner for Business Affairs: Catrina Gibson (cgibson@c-usa.org)

Assistant Commissioner for Football/Baseball Operations: Russell Anderson (rdanderson@c-usa.org)

Assistant Commissioner for Public Affairs: Courtney Morrison Archer (cmarcher@c-usa.org)

Assistant Commissioner for Sports Services: Keisha Dunlap (kdunlap@c-usa.org)

Director of Compliance & Student-Athlete Services: Frank Arredondo (farredondo@c-usa.org)

Director of Events: Monay Lyles (myles@c-usa.org)

Director of Sports Services: Chris Grant (cgrant@c-usa.org)

Associate Director of Media Relations: Debbie Davis (ddavis@c-usa.org)

Assistant Director of Media Relations: Jeremiah Ingram (jingham@c-usa.org)

C-USA Digital Network Producer: William Draper (wdraper@c-usa.org)

C-USA Digital Network Coordinator: Stacie Erfle (serfle@c-usa.org)

Assistant Director of Marketing: Toni Gockel (tgockel@c-usa.org)

Sports Services & Officiating Assistant: Kelly Ninemire (kninemire@c-usa.org)

Assistant to the Commissioner: Sara Sjuts (ssjuts@c-usa.org)

Academics & Compliance Assistant: Callie Hubbell (chubbell@c-usa.org)

Sports Services Intern: Harrison Tassopoulos (htassopoulos@c-usa.org)

Coordinator of Baseball Umpires: Rich Fetchit

Coordinator of Multimedia and Creative Services: Erika Amstadt Hirschfield

FOLLOW US:

twitter

twitter.com/ConferenceUSA1

facebook

Conference USA

TABLE OF CONTENTS

2	Media Services
3	Preseason Awards
4-6	Notebook
7	Umpires
8-12	Conference USA
13	2013 C-USA Baseball Championship

TEAM PAGES

14-17	East Carolina
18-21	Houston
22-25	Marshall
26-29	Memphis
30-33	Rice
34-37	Southern Miss
38-41	Tulane
42-45	UAB
46-49	UCF
50	Standings/Postseason Results
51	Honors/Awards
52-53	Individual Leaders - All Games
54-55	Team Leaders - All Games
56-57	Individual Leaders - C-USA Games
58-59	Team Leaders - C-USA Games
60-61	Individual Records - All Games
62-63	Team Records - All Games
64-65	Individual Records - C-USA Games
65	2012 NCAA Leaders
66-67	Team Records - C-USA Games
68-69	Championship Records
70-71	Career Records
72	Miscellaneous Records
73-77	History
78-80	Annual Standings
81-90	Annual Stat Leaders
91-103	All-Time Awards
104	The Dick Howser Trophy
105	National Player of the Year Awards
106-111	Players in the Pros
110-112	2013 Composite Schedule
115	SID Directory

CREDITS

The 2013 Baseball Guide is a publication of Conference USA. For additional information and copies, please contact the C-USA Media Relations Department.

Editor and Compilation: Russell Anderson

Contributing: Courtney Morrison Archer, Erika Amstadt Hirschfield

Photography: Courtesy of C-USA Sports Information Departments & MLB

Design: Bill Bridgeforth

The conference extends special thanks to the C-USA sports information staffs for their assistance in preparation of this publication.

© 2013 Conference USA



MEDIA SERVICES

PRESS RELEASES

Conference USA press releases contain statistical information updates, as well as notes, standings, schedules and results. Releases are produced every Monday throughout the season. Thursday updates will be available during the conference season. Standings will be updated daily.

PLAYERS OF THE WEEK

Conference USA will name a Hitter of the Week and a Pitcher of the Week throughout the regular season. The awards, selected by the C-USA media relations department, are announced on Mondays.

POSTSEASON AWARDS

C-USA names first and second All-Conference teams, an All-Freshman team, Freshman of the Year, Newcomer of the Year, Player of the Year, Pitcher of the Year and the Keith LeClair Coach of the Year at the conclusion of the regular season. The award winners are selected by the league's head coaches and media members in each league city. Conference USA also names an All-Academic team prior to the Championship, which is selected by the Sports Information Directors. Championship awards include an all-tournament team and Championship Most Valuable Player.

C-USA ON THE WEB

For the most current information on Conference USA baseball, along with C-USA's other 18 sports, visit ConferenceUSA.com.

C-USA AUDIO UPDATES

Conference USA produces a daily audio update entitled "Today in Conference USA" that focuses on baseball as well as all C-USA sports. The league also hosts selected podcasts with head baseball coaches and other baseball-related personnel during the season. Bill Hazen serves as the host and producer of these programs. Both shows are available for download on C-USA's podcast channel: <http://conferenceusa.cstv.com/podcasts/c-usa-podcasts.html>

SCORES

For Conference USA baseball scores, along with in-game updates via GameTracker, please visit the baseball page of ConferenceUSA.com. For national scores, standings and schedules, please visit D1Baseball.com.

RADIO OUTLETS

East Carolina	WNCT-AM (1070)
Houston	UHCougars.com
Marshall	WMUL-FM (88.1)
	WRVC-AM (930)
Memphis	WUMR-FM (91.7)
Rice	RiceOwls.com
Southern Miss	WKZW-FM (94.3)
Tulane	WIST-AM (690)
UAB	WSPZ-AM (690)
UCF	WQTM-AM (740)

C-USA MEDIA RELATIONS

214/774-1300

Russell Anderson, Assistant Commissioner for Football and Baseball Operations

rdanderson@c-usa.org

Courtney Morrison-Archer, Assistant Commissioner for Public Affairs

cmarcher@c-usa.org

Debbie Davis, Associate Director of Media Relations

ddavis@c-usa.org

Jeremiah Ingram, Assistant Director of Media Relations

jingram@c-usa.org

NATIONAL COLLEGIATE BASEBALL WRITERS ASSOCIATION

Founded in 1962, the NCBWA is dedicated to the advancement of college baseball. Membership is open to writers, broadcasters and publicists of the sport. Members receive a directory, newsletter updates and official votes in the Howser Award Player of the Year, Regional Player of the Year and NCBWA All-America voting. The NCBWA also sponsors preseason All-American awards, the Stopper of the Year Award, publication and writing contests. Additionally, the organization maintains a website at www.ncbwa.com and a Twitter account at @NCBWA. For membership, send annual dues (\$25), along with mailing address, phone, fax and e-mail address information to Russell Anderson, NCBWA Associate Executive Director, c/o Conference USA, 5201 N. O'Connor Blvd., Suite 300, Irving, TX 75309.



NCBWA 2012-13 OFFICERS

President:

Ryan Bomberger, Liberty 434-582-2292
rbomberger@liberty.edu

1st Vice President:

Judy Willson, Mountain West Conference 719-488-4052
jwillson@themwc.com

2nd Vice President:

Jason Leturmy, Florida State 850-228-7568
jleturmy@fsu.edu

3rd Vice President:

Ben Taylor, Illinois 217-333-1391
bktaylor@illinois.edu

Executive Director:

Bo Carter, Texas Woman's University 940-898-2185
scarter5@mail.twu.edu

Associate Executive Director:

Russell Anderson, Conference USA 214-774-1351
rdanderson@c-usa.org

Assistant Executive Director:

Mike Montoro, West Virginia 304-293-2821
mike.montoro@mail.wvu.edu

Division II Coordinator:

Bob McComas, Slippery Rock 724-738-2777
robert.mccomas@sru.edu

Division III Coordinator:

Steve Marovich, Carthage College 262-551-5740
carthagesid@carthage.edu

Board of Directors:

Malcolm Gray, East Carolina, 252-737-4523 (graym@ecu.edu); John Hines, Florida, (johnh@gators.uaa.ufl.edu); Jeff Conrad, Houston, 713-749-9404 (jaconrad@central.uh.edu); Ryan Powell, North Dakota, 701-777-2986, (ryan.powell@athletics.und.edu); Carol Hudson, Old Dominion, 757-683-3372 (chudson@odu.edu).

www.NCBWA.com

Rice's Stringer and Kubitzza Named Preseason Player, Pitcher of the Year

Rice picked to win regular season title

Conference USA announced its 2013 preseason baseball awards, as chosen by the league's nine head coaches. Rice senior infielder **Christian Stringer** was chosen as the preseason Player of the Year, while Owls junior right-hander **Austin Kubitzza** was named the preseason Pitcher of the Year. Rice was chosen to win the league's championship. The Owls have won either the regular season or tournament championship in each of its seven years as a member of C-USA.

In his first season of Division I baseball after transferring from Navarro College, Stringer took C-USA by storm in 2012. The junior second baseman batted a team-leading .343 in 59 starts, and he maintained a .389 average in C-USA league games. Stringer also led the team and ranked among the conference leaders in hits (81), runs (58) and on-base percentage (.448). He was second in walks (38) and steals (6), but his defense might have made the biggest impact to the Owls. Stringer maintained a .978 fielding percentage at second base where he turned or started 35 of the Owls' 46 double plays.

A year ago Kubitzza was a first team All-Conference USA selection after finishing with a 6-5 record and ranking second on the staff in ERA (2.69), innings pitched (80.1) and strikeouts (73). The right-hander shared the team lead in starts (15) and he held all opposing hitters to a .211 batting average. He was named the C-USA Freshman of the Year after his first Division I season in 2011 and was also the league's preseason Pitcher of the Year last season.

Stringer and Kubitzza are joined by senior OF **Michael Ratterree** on the preseason All-Conference USA team, giving Rice a league-high-tying three selections. Ratterree posted a .407 slugging percentage last season with 20 extra-base hits (13 doubles, one triple and six home runs). He drew a team-high 42 walks, giving him a .378 on-base percentage and also drove in 33 runs.


Southern Miss and Tulane also had three preseason all-conference selections. Senior RHP **Andrew Pierce** was named Conference USA Newcomer of the Year in 2012 after emerging as the ace of the Golden Eagles' staff in his first season in Hattiesburg. He posted a 7-4 record with a 1.99 earned run average, second-lowest in C-USA. Pierce threw two complete games and was a part of three shutouts, including one in which he went the distance. He registered 96 strikeouts (second in the conference), while issuing just 16 walks. USM sophomore OF/P **Mason Robbins** was the Conference USA Freshman of The Year last season. He batted .330 with 11 doubles, five triples, three homers and 38 RBI. He started the season with an 18-game hitting streak and led the squad in multiple-hit games with 22 and added 10 multi-RBI contests. Sophomore **Bradley Roney** was chosen as the preseason relief pitcher after posting the most saves by a Golden Eagle freshman in 2012 (11). He ended the year with a 2-1 record and a 2.42 ERA, fanning 26 batters in 26 innings of work and allowed opponents to hit just .200 off of him during the campaign.

Tulane senior infielders **Garrett Cannizaro** and **Brennan Middleton** are joined on the squad by senior OF **Brandon Boudreaux**. Cannizaro drove in the game-winning run five times and ranked among the C-USA leaders in RBI (42, 8th). He was second on the squad in assists (121), sacrifice bunts (5) and was third in doubles (12), runs scored (42) and RBI, while boasting 21 multi-hit games and ten multi-RBI contests. Middleton earned second team All-C-USA honors in 2012 and ranked among the league leaders in batting average (team-high .357, 2nd), sacrifice bunts (11, 2nd), assists (180, 3rd), stolen bases (14, 7th) and runs scored (45, 9th). Boudreaux was the first Tulane player to be named C-USA Hitter of the Week three times in one season, boasting 20 multi-hit games and eight multi-RBI games from the leadoff spot. He reached base in 48-of-53 games, placing third in C-USA in runs scored (56) and fourth in slugging percentage (.541). Boudreaux produced 14 doubles, three triples and eight homers, while driving in 36 runs.


East Carolina and UCF each placed two players on the team. Junior infielder **Jack Reinheimer** and junior infielder/pitcher **Drew Reynolds** are the Pirates representatives. Reinheimer was the lone ECU player to start all 61 games last season, posting a .294 batting average with 36 runs scored. He was second on the team in stolen bases (9) and third in doubles (11), while adding a pair of home runs and 22 RBI. Reynolds was one of 10 finalists for the 2012 John Olerud Award, given to the nation's top two-way player. He posted the second-best average on the team, batting .330 with three home runs, eight doubles, 24 RBI, 31 runs scored, while recording 18 multi-hit games. On the mound, he owned a 3-0 record in 21 appearances with 10 saves, ranking fourth in C-USA.

The Knights boast senior C **Ryan Breen** and former C-USA Freshman of the Year **Chris Taladay**, now a senior infielder, among the team's members. Breen started all 57 games he appeared in last season, serving as the Knights' primary catcher. He batted .264 with 24 RBI, eight doubles, three triples and a homer. Taladay started all 62 games for the Knights while manning third base, catching and playing in left field. He led the team with 78 hits during his junior campaign while batting .298. Taladay ranked second on the team with 49 RBI and hit five homers, eight doubles and a triple.

Houston and Memphis both had one representative, with Cougars junior OF **Landon Appling** and Tigers junior LHP **Sam Moll** rounding out the team. Appling notched a .324 batting average team-high .410 on-base percentage. He led the team with 61 hits, 32 runs scored and three homers, while driving in 26 runs. Moll's 95.2 innings pitched ranked fourth among C-USA hurlers and he posted a 5-5 record with a 3.48 ERA. Moll had one complete game shutout and one save while earning second team all-league recognition.



Christian Stringer



Austin Kubitzza

2013 PRESEASON BASEBALL AWARDS

(as selected by C-USA's head coaches)

PREDICTED ORDER OF FINISH

1. Rice (7)
2. Southern Miss (1)
3. East Carolina
4. UCF
5. Tulane (1)
6. Memphis
7. Houston
8. UAB
9. Marshall

(first place votes in parentheses)

PLAYER OF THE YEAR

Christian Stringer, Rice (Senior, Infielder)

PITCHER OF THE YEAR

Austin Kubitzza, Rice (Junior, Right-hander)

ALL-CONFERENCE TEAM

P	Austin Kubitzza	Jr.	Rice
P	Sam Moll	Jr.	Memphis
P	Andrew Pierce	Sr.	Southern Miss
RP	Bradley Roney	So.	Southern Miss
C	Ryan Breen	Sr.	UCF
IF	Garrett Cannizaro	Sr.	Tulane
IF	Brennan Middleton	Sr.	Tulane
IF	Jack Reinheimer	Jr.	East Carolina
IF	Christian Stringer	Sr.	Rice
IF	Chris Taladay	Sr.	UCF
OF	Landon Appling	Jr.	Houston
OF	Brandon Boudreaux	Sr.	Tulane
OF	Michael Ratterree	Sr.	Rice
OF	Mason Robbins	So.	Southern Miss
DH/UT	Drew Reynolds	Jr.	East Carolina



3 CONFERENCE USA



2013 PRESEASON POLLS

Baseball America

- North Carolina (46-16)
- Vanderbilt (35-28)
- Arkansas (46-22)
- Louisville (41-22)
- Mississippi State (40-24)
- Oregon State (40-20)
- South Carolina (49-20)
- NC State (43-20)
- Stanford (41-18)
- LSU (47-18)
- Kentucky (45-18)
- UCLA (48-16)
- Mississippi (37-26)
- TCU (40-22)
- Oregon (46-19)
- Georgia Tech (38-26)
- Florida (47-20)
- 18. Rice (41-19)**
- Oklahoma (42-25)
- Florida State (50-17)
- New Mexico (37-24)
- Cal State Fullerton (36-21)
- 23. Southern Miss (32-24)**
- Arizona (48-17)
- San Diego (40-17)

Collegiate Baseball

- Arkansas (46-22)
- North Carolina (46-16)
- Vanderbilt (35-28)
- LSU (47-18)
- UCLA (48-16)
- Oregon (46-19)
- South Carolina (49-20)
- Kentucky (45-18)
- Stanford (41-18)
- Oregon State (40-20)
- NC State (43-20)
- San Diego (40-17)
- Mississippi State (40-24)
- Oklahoma (42-25)
- TCU (40-22)
- Arizona State (36-20)
- Georgia Tech (38-26)
- Arizona (48-17)
- Florida State (50-17)
- 20. Rice (41-19)**
- Texas (30-22)
- Louisville (41-22)
- Cal State Fullerton (36-21)
- Florida (47-20)
- Mississippi (37-26)
- Stanford (41-18)
- Oregon State (40-20)
- Kentucky (45-18)
- Oklahoma (42-25)
- 17. Rice (41-19)**
- San Diego (40-17)
- Mississippi State (40-24)
- Arizona State (36-20)

NCBWA

- Arkansas (46-22)
- North Carolina (46-16)
- LSU (47-18)
- Vanderbilt (35-28)
- UCLA (48-16)
- South Carolina (49-20)
- Stanford (41-18)
- Oregon (46-19)
- NC State (43-20)
- Oregon State (40-20)
- Florida State (50-17)
- Kentucky (45-18)
- TCU (40-22)
- Arizona (48-17)
- Florida (47-20)
- Mississippi State (40-24)
- Oklahoma (42-25)
- 18. Rice (41-19)**
- Louisville (41-22)
- San Diego (40-17)
- Georgia Tech (38-26)
- Arizona State (36-20)
- Cal State Fullerton (36-21)
- Texas A&M (43-18)
- Mississippi (37-26)
- Texas (30-22)
- Baylor (49-17)
- Clemson (35-28)
- Miami, Fla. (36-23)
- Georgia (31-26)
- UC Irvine (31-25)
- Missouri State (40-22)
- Wichita State (35-25)
- New Mexico (37-24)
- Kent State (47-20)
- Virginia (39-19-1)
- 36. Southern Miss (32-24)**
- 37. East Carolina (36-24-1)**
- Coastal Carolina (42-19)
- Dallas Baptist (41-19)
- Pepperdine (36-23)
- ARV:
- UCF (45-17)**
- Tulane (38-20)**
- ARV:
- UCF (45-17)**
- Tulane (38-20)**
- Southern Miss (32-24)
- UC Irvine (31-25)
- New Mexico (37-24)
- Coastal Carolina (42-19)
- ARV:
- East Carolina (41-21)**
- Tulane (32-24)**
- UCF (45-17)**

USA Today Coaches Poll

- Arkansas (46-22)
- UCLA (48-16)
- LSU (47-18)
- North Carolina (46-16)
- South Carolina (49-20)
- Oregon (46-19)

- Stanford (41-18)
- Vanderbilt (35-28)
- Florida State (50-17)
- Arizona (48-17)
- NC State (43-20)
- TCU (40-22)
- Florida (47-20)
- Oregon State (40-20)
- Kentucky (45-18)
- Oklahoma (42-25)
- 17. Rice (41-19)**
- San Diego (40-17)
- Mississippi State (40-24)
- Arizona State (36-20)

- Georgia Tech (38-26)
- Cal State Fullerton (36-21)
- Baylor (49-17)
- Texas A&M (43-18)
- Louisville (41-22)
- Virginia (39-19-1)
- ARV:
- UCF (45-17)**
- Tulane (38-20)**
- Southern Miss (32-24)**

WINNINGEST ACTIVE COACHES BY PERCENTAGE

(Minimum five years as a Division I head coach; includes record at four-year colleges only.)

Coach, Team	Yrs.	Won	Lost	Tied	Pct.
1. Mike Fox, North Carolina	29	1,174	403	5	.744
2. Mike Martin, Florida State	33	1,723	594	4	.743
3. Gene Stephenson, Wichita State	35	1,798	647	3	.735
4. Brian O'Connor, Virginia	9	411	149	2	.733
5. Wayne Graham, Rice	21	953	380	0	.715
6. Jim Morris, Miami (Fla.)	31	1,354	588	4	.697
7. Brad Hill, Kansas State	18	711	315	3	.692
8. Kevin O'Sullivan, Florida	5	223	102	0	.686
9. Augie Garrido, Texas	44	1,847	847	9	.685
10. Gary Gilmore, Coastal Carolina	23	945	445	2	.680
11. Jim Schlossnagle, TCU	11	465	222	0	.677
12. Darin Hendrickson, Saint Louis	14	498	239	0	.676
13. Danny Hall, Georgia Tech	25	1,025	492	1	.676
14. Rick Jones, Tulane	24	948	463	2	.672
15. Sunny Golloway, Oklahoma	16	638	316	1	.669
16. Dan McDonnell, Louisville	6	258	128	0	.668
17. Dave Van Horn, Arkansas	19	776	391	0	.665
18. George Horton, Oregon	15	623	323	2	.658
19. Mark Marquess, Stanford	36	1,463	759	7	.658
20. Scott Stricklin, Kent State	8	314	165	0	.656
21. Steve Owens, Bryant	21	650	343	1	.654
22. Rob Childress, Texas A&M	7	289	153	2	.653
23. Dave Serrano, Tennessee	8	313	170	1	.648
24. Ed Servais, Creighton	17	509	278	1	.647
25. Bobby Pierce, Troy	17	629	344	0	.646
26. Brian Shoop, UAB	23	870	476	1	.646
46. Billy Godwin, East Carolina	7	253	162	1	.609

2013 RETURNING STATISTICAL LEADERS

Category	Player, Team (2011 Rank)	
Batting	Brennan Middleton, TLN (2)	.357
Slugging Pct.	Brannon Boudreaux, TLN (4)	.541
On-Base Pct.	Sean Potkay, TLN (2)	.458
Runs Scored	Christian Stringer, RICE (2)	58
Hits	Christian Stringer, RICE (3)	81
Doubles	Nathan Gomez, MAR (3)	17
Triples	Mason Robbins, USM (1)	5
Home Runs	Brandon Boudreaux, TLN (8)	8
RBI	Chris Taladay, UCF (4)	49
Total Bases	Brandon Boudreaux, TLN (10)	113
Walks	Isaac Ballou, MAR (2)	43
Hit by Pitch	Michael Sterling, USM (2)	28
Stolen Bases	Isaac Ballou, MAR (2)	21
ERA	Andy Smithmyer, ECU (1)	1.92
Innings Pitched	Andrew Pierce, USM (2)	99.1
Strikeouts	Andrew Pierce, USM (3)	96
Wins	Ben Lively, UCF (1)	9
	Alex Byo, TLN (1)	9
Saves	Drew Reynolds, ECU (4)	10
Appearances	Jonathan Van Eaton, MEM (4)	30
Starts	Austin Kubitzka, RICE (2)	15
	Jake Drehoff, USM (2)	15
	Brian Adkins, UCF (2)	15

2013 PRESEASON ALL-AMERICANS

LOUISVILLE SLUGGER/COLLEGIATE BASEBALL

Third Team

SP	Andrew Pierce, Southern Miss
SP	Austin Kubitzka, Rice

NATIONAL COLLEGIATE BASEBALL WRITERS ASSOCIATION

Second Team

2B	Christian Stringer, Rice
SP	Austin Kubitzka, Rice



TEAM-BY-TEAM NOTEBOOK

EAST CAROLINA

Coming off its 12th NCAA Regional appearance in the last 14 seasons, ECU welcomes back 21 letterwinners (5-of-9 positional players) including 2012 second-team All-Conference USA performer **Drew Reynolds** and all-freshman selection **Jeff Hoffman**. Reynolds will once again see double-duty for the Pirates in 2013 as the primary closer, while playing at first base and as the designated hitter. A year ago he ranked fourth in C-USA with 10 saves, posting a 3-0 record with a 3.00 ERA in 21 appearances. He fanned 20 batters in 27.0 innings allowing 14 runs (nine earned) on 22 hits. At the plate, Reynolds ranked second on the squad and 10th in C-USA with a .330 batting average. He belted three home runs, laced eight doubles, drove in 24 and scored 31 runs and was one of 10 semifinalists for the John Olerud Two-Way Player-of-the-Year Award. Hoffman, who was selected to the Cape Cod Baseball League All-Star team last summer, is the lone returner from the Pirates rotation at the NCAA Chapel Hill Regional. The right-hander posted a 3-2 ledger as a rookie with a 3.67 ERA in 19 appearances (10 starts), while striking out 55 in 73.2 innings. He ranked among the league leaders in opposing batting average (5th/.224), hits allowed (6th/60), walks allowed (6th/21) and runs allowed (10th/33).

Senior RHP **Andy Smithmyer** will move from the bullpen into the starting rotation in 2013. The right-hander from Altoona, Pa., who ranked 13th in the nation with a 1.92 ERA a year ago, posted a 5-2 mark in 22 appearances (one start) allowing 21 runs (13 earned) in 61.0 innings with 67 strikeouts. While leading the league in ERA, fewest earned runs allowed and fewest runs allowed, Smithmyer also ranked among the league leaders in fewest hits allowed (2nd/50), strikeouts looking (4th/27) and opposing batting average (6th/.227).

DH/1B **Chase McDonald** enters his junior season with a career .300 average (102-for-340) with eight home runs and 60 RBI. As a sophomore he ranked among the team leaders for the second-straight year in home runs (four) and RBI (29) and closed out the year with a career-best nine-game hitting streak, which included a 6-for-11 (.545) performance in the 2012 Chapel Hill Regional. McDonald spent the 2012 summer in the Cape Cod Baseball League playing for alongside fellow Pirate **Jack Reinheimer** for the Bourne Braves, where he batted .274 with five homers, five doubles, 15 RBI and scored 12 runs.

Head Coach **Billy Godwin** enters his eighth season as the Pirates' skipper. He owns a 253-162-1 overall record and ranks second on the all-time wins list behind ECU Hall of Famer Dr.

Gary Overton (427). Godwin has guided the Pirates to five NCAA Regional appearances including three regional finals and in 2009 advanced to the schools third NCAA Super Regional.

HOUSTON

Houston's 2013 roster includes 19 newcomers, nine of whom are junior college transfers. Also included are 16 returnees, led by preseason All-Conference USA OF **Landon Appling** and 2012 C-USA All-Freshman team member **Michael Pyeatt**. Appling notched a .324 batting average and a team-high .410 on-base percentage. He led the team with 61 hits, 32 runs scored and three homers, while driving in 26 runs. Pyeatt hit an impressive .326 to finish second-best on the team in his debut season, driving in 11 runs on 31 hits. He made 15 starts in conference play and led the Cougars with a .362 average in league games.

Senior RHP **Austin Pruitt** started a team-best 14 games last season, finishing with a 4.25 ERA, a team-low for starters. He recorded a 3-4 record, tossing a team-high 91.0 innings, going 5.0-plus innings in 12 of his 14 starts. Pruitt fanned 57 hitters and held opponents to a .287 average.

Houston's 2013 schedule features 33 home games, its highest total since hosting 33 contests in 1998. The Cougars will host Texas for the first time since 2000 and will face four first-time opponents: Harvard, Northeastern, Seton Hall and Penn State. Houston will also participate in the Houston College Classic at Minute Maid Park, facing Texas A&M, Baylor and California.

MARSHALL

Marshall's 2013 roster is comprised of 17 returnees and 18 newcomers. Among the 17 returnees are six returning position starters and 10 pitchers. The Thundering Herd's 18 newcomers include 14 freshmen.

Head Coach **Jeff Waggoner** enters the 2013 season needing 34 wins to become the second-winningest head coach in Marshall history.

Junior RHP **Aaron Blair** was named Perfect Game Collegiate All-American in August after dominating the Cape Cod League this summer. Blair went 6-0 with a league-leading 1.17 earned run average in his first season with the CCL. He collected six winning decisions in six starts (eight appearances) during the regular season before adding two more wins in postseason action. Blair also lowered his earned run average during the playoffs, giving up only one earned run over 12.0 innings (0.75 ERA).

Senior IF **Nathan Gomez** begins the 2013 season ranked 10th on the school's all-time double list with 34. He had a team-high 17 two-baggers last season and also led the squad with a .316 batting average and a .442 slugging percentage.

Senior OF **Isaac Ballou** finished last season hitting .308, while drawing 43 walks and going 21-of-28 in stolen base attempts. His stolen base total ranked second in Conference USA.

Sophomore IF **Andrew Dundon** came to life at the end of last season, batting .344 over the final month and a half of the season. He closed the year with a .363 on-base percentage, drawing 21 walks and adding 18 RBI.

MEMPHIS

Memphis will celebrate the 100th year of Tiger Baseball in 2013. Since the spring of 1913, the University of Memphis has a 1651-1252-16 record.

Memphis has a home-heavy schedule in 2013 with 36-of-56 games scheduled to be played at FedExPark. The Tigers will need to take advantage of the home turf as 27-of-36 home contests (75 percent) will be completed by the fourth league series scheduled for April 12-14.

Under head coach **Daron Schoenrock**, Memphis sports a 155-79 (.662) record when scoring six runs in a game. That includes a 25-7 (.758) mark during the 2012 season.

Junior RHP **Sam Moll** was named to the preseason All-Conference USA team after earning second team all-league honors in 2012. Moll finished last season with a 5-5 record and a 3.48 ERA. He posted a one-hit shutout at Marshall last season and in a six-game stretch he allowed five earned runs over 44.2 innings. The southpaw enters his junior season with an 8-6 record and 3.24 career ERA.

Memphis advanced to the championship game of the Conference USA Tournament last season. It was their first conference championship game appearance since winning the final Great Midwest Conference tournament title in 1995.

Memphis finished tied for third in C-USA last season with a 14-10 conference record. The .583 winning percentage was the highest for Memphis in C-USA and the 14 league wins are the most since the league's realignment (including a 24-game schedule) for the 2006 season and the highest total since the 1999 team won 15.





RICE

Rice won the regular season Conference USA title in 2012, extending its streak of consecutive conference regular season and/or tournament titles to 17, dating back to the final year of the Southwest Conference. The Owls also hosted a regional at Reckling Park for the 10th time in the last 12 seasons. The 2012 C-USA title is the Rice program's seventh straight since joining the conference for baseball in 2006. The Owls have won or shared six C-USA regular season titles overall and won the league tournament four times (including the one year the team did not win the regular season in 2009).

Last season, the Rice pitching staff led the nation in strikeouts per nine innings with an average of 9.1 per game. Owls hurlers fanned 547 batters in 542.2 innings pitched, with six players recording 50 or more strikeouts.

Rice has a pair of preseason All-Americans in senior 2B **Christian Stringer** and junior RHP **Austin Kubitzka**. Stringer batted a team-leading .343 in 59 starts, and he maintained a .389 average in C-USA league games. Stringer also led the team and ranked among the conference leaders in hits (81), runs (58) and on-base percentage (.448). He was second in walks (38) and steals (6) and reached base safely in 43 consecutive games at one point. Kubitzka was a first-team All-Conference USA selection after finishing with a 6-5 record and ranking second on the staff in ERA (2.69), innings pitched (80.1) and strikeouts (73). The right-hander shared the team lead in starts (15) and he held all opposing hitters to a .211 batting average. He was named the C-USA Freshman of the Year after his first Division I season in 2011 and was also the league's preseason Pitcher of the Year last season.

The 2013 Conference USA Baseball Championship will be held at Reckling Park on the campus of Rice University. The eight-team, pool play event will be held May 22-26 and marks the return of the championship to Rice for the first time since 2006. Rice has been a regular in hosting postseason baseball. In addition to the 2006 Conference USA Championship, Reckling Park has served as a host venue for NCAA Regionals or Super Regionals in 10 of the last 12 years.

SOUTHERN MISS

The Golden Eagles will try to reach postseason play for the 13th time this spring, after a young Southern Miss squad just missed the NCAA Tournament last year, ending a run of nine consecutive NCAA regional appearances.

The 2013 Southern Miss schedule includes 10 games against Southeastern Conference opponents, as well as a total of 22 contests against teams that reached the NCAA postseason a year ago. The Golden Eagles

open the season with a three-game home series vs. Missouri and also host Alabama and Mississippi at Pete Taylor Park.

Southern Miss returns seven position player starters from its 32-24 campaign a season ago and all three weekend starting pitchers return as well.

The Golden Eagles return Conference USA Newcomer of the Year **Andrew Pierce**, who tallied a 7-4 record with a 1.99 ERA last season as the Friday night starter for Southern Miss. He registered 96 strikeouts and walked just 16 batters in 99.1 innings of work.

Mason Robbins, a left-handed pitcher/outfielder, was named the Golden Eagles' first Conference USA Freshman of the Year. He hit .330 with 11 doubles, five triples, three homers and 38 RBI. Robbins started the season with an 18-game hitting streak and led the squad in multiple-hit games with 22 and added 10 multi-RBI contests. He also emerged into the squad's Sunday starter in league play and posted a 1-0 with a 4.01 ERA and struck out 17 batters in 33 2/3 innings.

Bradley Roney, an infielder/right-handed pitcher, was named a Freshman All-American as a relief pitcher after posting the most-ever saves by a Golden Eagle rookie. He ended the year with a 2-1 record and a 2.42 ERA. Roney fanned 26 in 26 innings of work and opponents hit just .200 off of him during the campaign. Offensively, Roney batted .227 with two home runs and 10 RBI in 44 at bats in a limited role at third base for the program.

TULANE

Head coach **Rick Jones** notched his 1,050th career victory during Tulane's final win of the 2012 season, a 4-3 win against East Carolina at the Conference USA Tournament. Overall, Jones has a career record of 1,050-494-3. At Tulane, he holds a record of 774-401-2. Prior to arriving at Tulane in 1994, Jones was the head coach at Elon (1985-89) and Ferrum (1982-84).

Four of the seven Conference USA postseason honorees from the Green Wave will be returning to the 2013 squad. Senior OF **Brandon Boudreaux** (first team All C-USA), senior IF **Brennan Middleton** (second team All C-USA), senior LHP **David Napoli** (second team All C-USA) and sophomore RHP **Alex Massey** (All-Freshman Team) will take the field for Tulane this season.

Five of the top seven Green Wave hitters from 2012 are returning to the squad in 2013. **Brennan Middleton** (.357, first on team), **Brandon Boudreaux** (.330, third on team), **Blake Crohan** (.320, fifth on team), **Sean Potkay** (.313, sixth on team) and **Garrett Cannizaro** (.305, seventh on team) will all don Olive and Blue once again this year.

Every pitcher who started a game for the Green Wave in 2012 – **Alex Byo** (14), **David Napoli** (12), **Andrew Reeves** (9), **Alex Massey** (8), **Randy LeBlanc** (6), **Kyle McKenzie** (5) and **Tyler Mapes** (4) – are returning to the mix in 2013.

Tulane ranked first among their Conference USA counterparts in five offensive categories during the 2012 season. The Green Wave led C-USA in fewest strikeouts, batting average, slugging percentage, on-base percentage and doubles.

UAB

UAB enters 2013 following one of its most historic playoff runs in program history. The Blazers gained an automatic bid to the NCAA Championship after claiming their first-ever Conference USA Tournament Championship. UAB advanced to the NCAA Regionals for just the second time and the first since 1991. Last season's 32 wins were the most in a season by a UAB team since 1996.

UAB returns 14 position players from a season ago, including six starters led by INF **John Frost**, OF **Ivan De Jesus** and OF **Jeff Schalk**. Frost enters his final season in Green & Gold with 182 hits, 120 RBI and 100 runs scored and is close to cracking the top 10 in program history in all three statistical categories. De Jesus returns as UAB's top hitter from a season ago, registering a .294 batting average along with a team-best 70 hits, four triples and 12 stolen bases. Schalk, who was named to the C-USA All-Freshman Team, showcased patience and power in his first collegiate season, tying for team-high honors in walks (33), while clubbing 12 extra base hits and knocking in 24, including a memorable three-run homer in the C-USA title win over Memphis.

The Blazers' pitching staff took a hit from graduation, as a quartet of pitchers graduated that totaled 248 innings last season, led by C-USA Tournament MVP RHP **Michael Busby** (98 innings). If healthy, senior RHP **Ben Bullard** will be expected to be a weekend rotation arm again for the Blazers, after finishing with a 5-5 record and totaling 82 innings with 79 strikeouts in his junior season.

Head coach **Brian Shoop** enters his seventh season at the helm of the UAB baseball program and is nearing 900 career collegiate victories. In his 24th season as a head coach, Shoop has amassed a record of 863-483-1.

UCF

UCF was back in the NCAA Championship for the second straight year and finished 2-2 at the Coral Gables Regional, losing to eventual CWS participant Stony Brook. As a No. 2 seed once again, UCF made back-to-back NCAA appearances for the first time since 2001-02.

UCF nearly won its first Conference USA Championship last season, dropping two-of-three games to Rice in the final regular season series to finish one game behind the Owls at 16-8. The second place finish is the team's best since joining C-USA in 2006 and the 41 overall wins the Knights posted last season was their highest victory total since 2004. UCF's 10-2 road mark in league play last season was the best by a C-USA school since Rice finished 11-1 on the road in 2008.

The Knights will host 34 games at its recently expanded Jay Bergman Field (3,600) this spring. UCF's 2013 schedule features contests against seven teams that advanced to the NCAA Tournament, including Florida, Florida State, Miami, Rice, East Carolina, UAB and Bethune-Cookman.

Eric Skoglund earned Freshman All-American honors last season as a part-time starter for the Knights, finishing with a 5-3 record to go

along with a 3.21 ERA. He posted wins over No. 9 Miami, South Florida, Florida Atlantic, Harvard and Siena, while striking out 45 batter and walking just 19 in 47.2 innings of work.

Senior **Chris Taladay** started all 62 games for the Knights last season while manning third base, catching and playing in left field. He led the team with 78 hits during his junior campaign while batting .298. Taladay ranked second on the team with 49 RBI and hit five homers, eight doubles and a triple.

UMPIRES

Coordinator of Umpires Rich Fetchiet

Rich Fetchiet was named C-USA Coordinator of Baseball Umpires in 1999. He has more than 35 years of collegiate, national and international umpiring and umpire-related administrative experience.

Fetchiet is currently the Coordinator of Baseball Umpires for the Big 12, Big East, Big Ten, Mid-American and Missouri Valley Conferences, as well as Conference-USA and the Horizon and Summit Leagues. He is a member of the NCAA National Umpire Program Advisory Committee in addition to the NCAA Baseball Rules Editorial Committee. Rich has served as the Baseball Secretary-Rules Editor for the NCAA and Chair of the ABCA Rules Committee. He is active in numerous officiating organizations and is a teacher and instructor at umpire camps and clinics across the country.



Fetchiet retired from active umpiring after the 2000 season. Prior to that he umpired numerous Division I conference tournaments and made three College World Series appearances, including serving as the plate umpire for the 1999 national championship game. Included among Rich's international tournaments are the Pan Am Games, World Cup Qualifier, Intercontinental Cup, World Championships, the Baltimore Orioles vs. Cuban National Team Friendship Game, and the Olympic Games. In 1997 the International Baseball Association named him Umpire of the Year. In 2012 Fetchiet became only the second umpire ever inducted into the College Baseball Hall of Fame.

Fetchiet is a higher education administrator at the University of Michigan School of Dentistry. Rich and his wife, Kay, and two children currently reside in Ann Arbor, Michigan.

Noting C-USA Umpires:

Fetchiet has assembled a strong umpire staff for Conference USA. At least one C-USA umpire has been assigned to the College World Series each year since 1999. Last year, the conference was represented in Omaha by Perry Costello, Danny Mascorro and Darrin Sealey.

C-USA umpires in the 2012 NCAA Division I Baseball Championship included: Dave Buck, Chuck Busse, Anthony Carilli, Mike Conlin, Perry Costello, Chris Coskey, Jim Garman, Dale Luker, Danny Mascorro, Terrence Mobley, Mike Morris, Eddie Newsom, Darrin Sealey, Greg Street, David Wiley and Doug Williams, accounting for 17% of all assignments.

NCAA Rules

The official 2013 NCAA Baseball Rules and Interpretations book is available online. Please visit: <http://www.ncaapublications.com/productdownloads/BA14.pdf>

2013 C-USA UMPIRES

Curtis Alexander
 John Ausmus
 Tom Brahan
 Dave Buck
 Chuck Busse
 Anthony Carilli
 Clarence Coleman
 Mike Conlin
 Chris Coskey
 Perry Costello
 Mark Denzin
 Jeff Doy
 Jim Garman
 Scott Graham
 Tim Henderson
 Asa Howard
 Bob Howard
 Stan Johnson
 Scott Johnston
 Marc Lewis
 Dale Luker
 Brian Martin
 Dan Mascorro
 Mark McDonald
 Charles McElroy
 Ralph Minard
 Terry Mobley
 Ryan Morehead
 Mike Morris
 Eddie Newsom
 Kelly Nutt
 Greg Oros
 Gus Rodriguez
 Darrin Sealey
 Keith Shartzter
 Joseph Smith
 Doyle Sooter
 Darin Stiers
 Greg Street
 Ron Whiting
 David Wiley
 Scott Wilkerson
 Doug Williams



CONFERENCE USA: COMPETITION LIVES HERE

From its beginning in 1994, Conference USA's dedication to excellence has been the league's guiding principle and remains a common thread today and for a promising future. In the 2012-13 season, C-USA is home to 12 nationally prominent, tradition-rich members in East Carolina, Houston, Marshall, Memphis, Rice, SMU, Southern Miss, Tulane, Tulsa, UAB, UCF and UTEP. This combination enhances men's and women's programs that are immersed in athletic success and academic prowess. Together, we are committed to excellence, integrity and leadership in athletics, academics and in our communities.

These C-USA institutions all sponsor Division I-A football, along with several other men's and women's athletic programs that compete regularly for NCAA Championships. C-USA sponsors competition in 20 sports - nine for men (baseball, basketball, cross country, football, golf, soccer, tennis and indoor and outdoor track and field) and 11 for women (basketball, cross country, golf, rowing, softball, soccer, swimming and diving, tennis, indoor and outdoor track and field and volleyball).

The league sponsors numerous academic awards, including the Commissioner's Honor Roll and the Commissioner's Academic Medal, indicative of outstanding achievement in the classroom.

C-USA annually awards 12 postgraduate scholarships, along with the Sport Academic Award, Scholar Athletes of the Year and the Institutional Academic Excellence Award. Conference USA also added a Spirit of Service Award, recognizing student-athletes three times a year for a combination of significant community service efforts, good academic standing and participation in their elected sport.

SUCCESS ON THE PLAYING FIELD

Conference USA performers have achieved great success in competition, placing the league among the top conferences in the nation.

Football

- 72 teams have earned bowl bids
- Member of the Bowl Championship Series
- Bowl tie-ins with the AutoZone Liberty Bowl, Beef 'O' Brady's St. Petersburg Bowl, Bell Helicopter Armed Forces Bowl, Military Bowl, R+L Carriers New Orleans Bowl, Sheraton Hawai'i Bowl and the Heart of Dallas Bowl

Men's Basketball

- Consistently rated as one of the top basketball leagues in the country
- 102 postseason teams (49 NCAA, 41 NIT, 6 CBI, 6 CIT)
- One National Championship title game appearance
- Three Final Four teams
- Seven Elite Eight NCAA Tournament teams
- One NIT Champion and four NIT semifinalists
- Inaugural CBI Champion

Women's Basketball

- 47 NCAA Tournament appearances
- 38 WNIT appearances
- One team in the NCAA Sweet 16
- Two WNIT semifinalists
- One WBI Champion

Baseball

- 57 NCAA appearances
- Six College World Series appearances (2009, 2008, 2007,

2006, 2005 and 2001), including five of the last eight

- 13 Super Regional appearances
- Has produced at least four NCAA teams in nine of the last 11 seasons

In addition, 37 volleyball teams, 67 men's and women's soccer teams and 34 softball teams have earned NCAA Tournament bids. C-USA has sent three men's soccer teams to the NCAA College Cup, three softball teams to the Women's College World Series and three volleyball teams to the Sweet 16. The league has also had eight national champions in NCAA track and field competition, one national champion in diving and numerous NCAA individual and team competitors in cross country, golf, swimming, tennis and track and field. Overall, Conference USA teams and individuals have made more than 650 NCAA appearances.

SUCCESS OFF THE FIELD

C-USA institutions are among the nation's best in academic performance among student-athletes, bolstered by the fact that student-athletes at league schools have a higher graduation rate than the general student population. Among C-USA's 5,000 student-athletes, there are champions off the playing field as well. In 17 years, 169 student-athletes earned national Capital One Academic All-America honors, while 588 were named All-District. In addition, more than 22,000 student-athletes have been named to the Commissioner's Honor Roll or received the Commissioner's Academic Medal, indicative of outstanding achievement in the classroom.

C-USA ON TV

C-USA enjoys significant television exposure through partnerships with FOX Sports Media Group, CBS Sports Network and ESPN. The multi-tiered selection process that is rooted in partnering with all three networks has substantially increased the number of national and regional appearances for football, men's and women's basketball, and all other conference sports.

C-USA DIGITAL NETWORK

The C-USA Digital Network officially launched in August of 2011. Network programming includes live streaming of non-televised events, video on demand, a weekly C-USA studio show, podcasting, regular-season and championship event highlights and conference-produced feature stories. In its first year, 1,164 events were streamed live and 8,126 videos were posted and available on the C-USA Digital Network, and that number just keeps growing. Monthly and yearly subscriptions offer fans access to events offered on all 12 of the C-USA member institution's athletic websites as well as C-USA network programming.

C-USA in the community

The conference's footprint is concentrated with 12 members in nine states and a combined area population of nearly 17 million. More than 1.1 million living alumni represent C-USA schools across the nation. With a renewed commitment to community involvement, the conference has begun development of several initiatives to maintain strong ties in C-USA cities, as well as with fans and alumni across the country. C-USA schools also place a priority on giving back to their communities through volunteer service with local and national organizations.

GOVERNANCE

Conference USA has significant representation in the NCAA governance structure. The Presidents of the member institutions serve as the league's Board of Directors.



A PROUD HISTORY

Conference USA was formed in 1995 and quickly emerged as one of the nation's top conferences. The conference unveiled its name, logo and commissioner April 24, 1995 in Chicago. The league's charter members included Charlotte, Cincinnati, DePaul, Houston, Louisville, Marquette, Memphis, Saint Louis, Southern Miss, Tulane, UAB and USF. Eleven of the institutions began athletic participation in 1995, while Houston joined competition in the fall of 1996.

The league's headquarters were established in Chicago and after nine years, relocated to the current office in Irving, Texas. Britton Banowsky was named Commissioner in October 2002, succeeding Mike Slive, the league's first commissioner.

C-USA added East Carolina (September, 1996) and the United States Military Academy (March, 1997) as football members. ECU began league competition in 1997; Army in 1998 and UAB began football play in 1999. The league added TCU and ECU (1999) for all sports and they began competition in 2001. USF started C-USA football in 2003. After celebrating its 10th Anniversary during the 2004-05 season, Conference USA began a new chapter in 2005-06 when its current membership came together.

A promising future

With more conference realignment taking the stage during the 2011-12 season, C-USA held onto its strong foundation, identity and a history that reflects the league's national presence. Conference USA will welcome eight new institutions in 2013, including the return of charter member Charlotte along with FAU, FIU, Louisiana Tech, Middle Tennessee, North Texas, Old Dominion and UTSA. These six members will join with East Carolina, Marshall, Rice, Southern Miss, Tulane, Tulsa, UAB and UTEP. In addition to the outstanding competition and strong athletic achievements these schools bring, the C-USA footprint will grow by more than 20 percent. Additionally, the geography of these members allows for a divisional scheduling model that will be beneficial to the student-athletes, fan-friendly and cost effective.

These 16 extraordinary institutions and 17 years of remarkable history have reinforced the league's position in collegiate athletics, setting the course for the next decade and beyond.

METRO AREA POPULATION

City	Rank	Population
Dallas	9	5,221,801
Houston	10	4,669,571
Orlando	28	1,644,561
New Orleans	35	1,337,726
Memphis	44	1,135,614
Birmingham	55	921,106
Tulsa	59	803,235
El Paso	64	679,622
Huntington	128	315,538
Greenville	222	133,798
Hattiesburg	250	111,674
TOTALS		16,974,246

Courtesy: U.S. Census Data

TV DEMOGRAPHICS

Market	TV Hshlds
Dallas-Ft. Worth	2,544,410
Houston	2,123,460
Orlando	1,455,620
Birmingham	742,140
Memphis	667,660
New Orleans	633,930
Tulsa	528,070
Huntington	501,530
El Paso	310,760
Greenville	290,280
Hattiesburg	111,610
TOTALS	9,909,470

Courtesy: Nielsen Media Research, Inc.



COMPETITIVE HIGHLIGHTS

- 149 Bowl appearances (69 since 1994)
- 118 NCAA Appearances in Men's Basketball
- 10 Men's Basketball Final Four Appearances, five National Championship game appearances and one National Championship
- 2002 NIT Champions (Memphis) and 2001 NIT Champions (Tulsa)
- 51 NCAA appearances in Women's Basketball (38 since 1994)
- 112 NCAA Appearances in Baseball (73 since 1995)
- 12 College World Series Appearances, with five in a row from 2005-09 (2003 National Champions - Rice)
- 27 NCAA appearances in Volleyball in the last 18 years
- Three Softball College World Series Appearances
- Two Men's Soccer College Cup Appearances
- 17 Men's Golf National Championships
- Two Women's Golf National Championships
- 32 National Championships in Track and Field and Cross Country

CONFERENCE USA BASEBALL HIGHLIGHTS

- 12 College World Series Appearances
- 2003 National Champions - Rice
- At least one College World Series team in five of the last eight seasons and nine out of 14.
- 112 NCAA Appearances in Baseball (73 since 1995)
- Six National Players of the Year since 1995
- Seven National Freshmen of the Year since 1995
- 130 players have been All-Americans since 1995
- Schools have combined to win 40 or more games 59 times in the last 15 years
- Has had a team ranked No. 1 in the nation in four of the last nine regular seasons

MORE COMPETITIVE HIGHLIGHTS

Men's Basketball – Five C-USA teams earned postseason bids in 2012, with Memphis and Southern Miss receiving NCAA berths.

Women's Basketball – C-USA teams have made 51 NCAA appearances (38 since 1994) and 34 WNIT outings.

Football – C-USA schools produced 74 players that appeared on NFL rosters this season.

Women's Cross Country – SMU's Silje Fjortoft was the 2011 and 2008 C-USA women's cross country individual champion and became the only student-athlete in the South Central region to win the NCAA Regional Championship three times.

Men's Cross Country – Tulsa tied the school record with a third-place finish at the Midwest Regional and advanced to the NCAA Championship.

Men's Golf – A record seven C-USA teams earned a bid to the 2012 NCAA Regionals and five advanced to the NCAA Championship.

Women's Golf – Tulsa, East Carolina, Tulane and UCF all earned bids to the 2012 NCAA Regional Championships.

Women's Rowing – C-USA held its third Women's Rowing Championship in 2012, with host Tennessee winning the title.

Men's Soccer – For the fourth time in league history, four C-USA teams (Kentucky, SMU, Tulsa and UAB) earned a berth to the NCAA Championship.

Women's Soccer – Memphis and UCF have made five straight NCAA appearances. The Tigers won a record 22 matches last season, while the Knights advanced to the 2011 NCAA quarterfinals.

Softball – C-USA sent four teams to the NCAA Tournament in 2012 and has had three teams participate in the Women's College World Series since sponsoring the sport in 2000.

Swimming & Diving – C-USA has produced 53 NCAA All-Americans since the 2005-06 season.

Men's Tennis – Tulsa advanced to the NCAA Round of 16, while Memphis made its first appearance in the NCAA Championships in 2012.

Women's Tennis – Rice advanced to the 2012 NCAA Round of 16, upsetting two higher ranked opponents. Tulsa made its sixth consecutive NCAA Championship appearance as a member of C-USA.

Indoor Track & Field – Tulsa's Chris O'Hare won the men's mile at the 2012 NCAA Championship, while UCF's Octavious Freeman, Aurieyall Scott and Jackie Coward became the first medalists in school history.

Outdoor Track & Field – A total of 25 C-USA track and field student-athletes earned All-America honors, while Southern Miss' Ganna Demydova won the NCAA triple jump title and will compete in the 2012 Olympics for Ukraine.

Volleyball – C-USA schools have made 27 NCAA appearances in the last 18 years.

ACADEMICS

Conference USA is dedicated to excellence in athletics, academics and community service. C-USA places an emphasis on academic achievement for its student-athletes, encouraging an environment for academic success. In addition to student-athletes representing the league on the Capital One Academic All-America teams, C-USA has several academic award programs that are featured below. A record 2,284 student-athletes earned recognition to the Commissioner's Honor Roll during the 2010-11 academic year, with 487 earning the Academic Medal. Nineteen student-athletes earned Academic All-America honors, while 75 were recognized at the district level.

ACADEMIC AWARDS

Institutional Academic Excellence Award

Awarded to the institution with the highest overall student-athlete GPA in Conference sponsored sports.

Sport Academic Award

Awarded to the team in each Conference sponsored sport with the highest GPA for the current academic year.

Commissioner's Honor Roll

Awarded to student-athletes in Conference sponsored sports that have achieved a 3.0 cumulative GPA or above.

Commissioner's Academic Medal

Awarded to student-athletes in Conference sponsored sports that have achieved a 3.75 cumulative GPA or above.

Scholar Athlete of the Year Award

Awarded to the top student-athlete, as determined by the Faculty Athletics Representatives, in each Conference sponsored sport. The award is based on academic achievement (GPA - 3.0 or better), athletic achievement and service.

Dr. Jim Castañeda Post-Graduate Scholarships

Twelve awards of \$4,000 each are granted to graduates and determined by the Faculty Athletics Representatives at the Conference's annual meetings. At least two awards must go to women and two to men. Recipients of the C-USA post-graduate scholarships must enroll in a

graduate program within three years of receipt of the award. The award is named after former Faculty Athletics Representative Dr. Jim Castañeda, who served Rice for 46 years as an educator, coach and administrator before he passed away in November 2008.

2011-12 Capital One Academic All-America Selections

First Team Academic All-America

Roxana Button, Houston (Women's Basketball)
Matt Carey, Rice (Men's Track & Field/Cross Country)
Adam Still, SMU (Men's Soccer)

Second Team Academic All-America

Jessica Abshire, East Carolina (Women's Soccer)
Parker Duncan, Memphis (Men's Soccer)
Stephanie Figueroa, UTEP (Volleyball)
Jill Jelnick, East Carolina (Softball)
Rhiannon Johns, UAB (Women's Track & Field/Cross Country)
Matt Milner, East Carolina (Football)
Jeremy Schaffer, Tulane (Baseball)
Lauren Sears, Southern Miss (Volleyball)
Daniel Sloat, Rice (Men's Track & Field/Cross Country)
Rebecca Wade, Rice (Women's Track & Field/Cross Country)

Third Team Academic All-America

Brandon Boudreaux, Tulane (Baseball)
Tyler Riggs, Kentucky (Men's Soccer)
Mark Sherrod, Memphis (Men's Soccer)

CONFERENCE USA COMMISSIONER'S HONOR ROLL - Baseball

*Academic Medal (3.75 GPA or better)

EAST CAROLINA

*Grayson Bailey
Tyler Bolton
Jharel Cotton
Christopher Gosik
Jacob Harris
*David Jauss
*Samuel King
*Joshua Lovick
Jack Reinheimer
Drew Reynolds
Patrick Roy
Kevin Sanders
*Nicholas Thompson
Michael Ussery
Zachary Wright
Timothy Younger

HOUSTON

Landon Appling
Harrison Ayala
Keith Brenner
John Cannon
Jonathan Davis
Dustin Fuerst
Aaron Garza
Casey Grayson
Matt Hernandez
Jesse Hoover
Price Jacobs
Travis Jenkins

Chase Jensen
Cory Kay
Jacob Lueneburg
Codey Morehouse
David Murphy
Michael Pyeatt
Jared Ray
Kendall Stacks
Aaron Stewart
Wes Theiss
*Ryan Vrugink
Chase Wellbrook
Matthew Wiley

MARSHALL

Isaac Ballou
*Lance Elder
Mark Esposito
Matthew Hummel
Kyle Kessler
Brett Mays
*John McGillicuddy
*Joseph McGillicuddy
Eric Semeniuk

MEMPHIS

Keaton Aldridge
Zac Carter
Craig Caufield
Austin Ehrat
*Ethan Gross

Eli Hynes
Chase Joiner
Dan Langfield
Sam Moll
Jacob Moody
Blake Myers
T.J. Rich
*Nate Rupiper
Erik Schoenrock
Derrick Thomas
Dylan Toscano
*Tucker Tubbs
Jonathan Van Eaton
*J.D. Wallace
Carter White
*Zach Willis
Michael Willis
Ford Wilson
Jacob Wilson

RICE

Andrew Benak
Keenan Cook
Daniel Gonzalez-Luna
Brad Kottman
Craig Manuel
Connor Mason
Chase McDowell
Andrew Murphy
Jeremy Rathjen
Michael Ratterree

Matthew Reckling
John Simms
Tyler Spurlin
Ford Stainback
Christian Stringer
John Williamson

SOUTHERN MISS

Connor Barron
*Ryan Ellis
Andrew Furr
Chase Horn
*Nick Johnson
Paxton King
Luke Lowery
Joseph Martin
James McMahon
Taylor Nunez
Austin Roussel
Michael Sterling

TULANE

*Briggs Barrios
Brandon Boudreaux
Garrett Cannizaro
Tyler Chamberlain-Simon
Nick Dimaggio
Alex Facundus
Frank Florio

Troy McCartney
Cameron Neal
Quinn Pippin
Sean Potkay
Andrew Reeves
Jeremy Schaffer
Bowen Woodson

UAB

Ben Bullard
Michael Busby
Harry Clark
Ivan DeJesus
*Keith DePew
Griffin Gum
Tyler Hamby
David Hayes
*Wes Holley
Blake Huddleston
Tyler Johnson
Sam Kelley
Wes Kent
Alex Luna
*Tyler Mims
Ryan Nance
Ryan Prinzing
Tom Sawyer
Ruben Tresgallo

UCF

Brian Adkins
Erik Barber
Ryan Breen
Bryan Brown
Matt Collins
Gregg Cooke
Chase Darhower
Alex Friedrich
Ray Hanson
Harrison Hukari
Dale Irving
Jeremy Matos
Chris Matulis
Ryan Meyer
James Reed
Travis Shreve
Eric Skoglund
Ethan Smith
Chris Taladay
James Vasquez

2012-13 CONFERENCE USA CHAMPIONSHIPS

SPORT	DATE	SITE	HOST
Cross Country	October 29	Hattiesburg, Miss.	Southern Miss
Women's Soccer	Oct. 31-Nov. 4	El Paso, Texas	UTEP
Men's Soccer	November 7-11	Birmingham, Ala.	UAB
Volleyball	November 16-18	Tulsa, Okla.	Tulsa
Football	December 1	Site of regular season champion	
Swimming & Diving	February 20-23	Houston, Texas	Houston
Indoor Track & Field	February 23-24	Birmingham, Ala.	UAB
Women's Basketball	March 13-16	Tulsa, Okla.	Tulsa
Men's Basketball	March 13-16	Tulsa, Okla.	Tulsa
Women's Tennis	April 18-21	Houston, Texas	Houston
Men's Tennis	April 18-21	Memphis, Tenn.	Memphis
Men's Golf	April 21-23	Texarkana, Texas	C-USA
Women's Golf	April 22-24	Gulf Shores, Ala.	C-USA
Softball	May 9-11	Tulsa, Okla.	Tulsa
Outdoor Track & Field	May 9-12	Houston, Texas	Rice
Women's Rowing	May 18	Oak Ridge, Tenn.	Tennessee
Baseball	May 22-26	Pearl, Miss.	C-USA

2011-12 CONFERENCE USA CHAMPIONSHIP SCOREBOARD

SPORT	REGULAR SEASON CHAMPION	TOURNAMENT CHAMPION	POSTSEASON TEAMS
Men's Cross Country	N/A	Tulsa	Tulsa, 3 individuals
Women's Cross Country	N/A	SMU	UTEP, SMU, Four individuals
Women's Soccer	Memphis	Memphis	Memphis, UCF
Men's Soccer	UAB/South Carolina	SMU	SMU, South Carolina, UAB, UCF
Volleyball	Tulsa	N/A	Tulsa
Football	Southern Miss-E Houston-W	Southern Miss	Houston, Marshall, SMU Southern Miss, Tulsa
Women's Swimming & Diving	N/A	SMU	Eight SMU individuals, 1 Houston diver
Men's Indoor Track & Field	N/A	Tulsa	Three individuals
Women Indoor Track & Field	N/A	East Carolina	15 individuals
Women's Basketball	UTEP	UTEP	UTEP, Tulane, Memphis, Rice
Men's Basketball	Memphis	Memphis	Memphis, Southern Miss Marshall, UCF, Rice
Women's Golf	N/A	Tulsa	Tulsa, East Carolina, Tulane, UCF
Men's Golf	N/A	Memphis	Memphis, East Carolina, Houston, SMU, Tulsa, UAB, UCF, One individual
Women's Tennis	N/A	Tulsa	Tulsa, Rice
Men's Tennis	N/A	Tulsa	Tulsa, Memphis
Softball	Tulsa	Tulsa	Tulsa, Houston, UAB, UCF
Women's Rowing	N/A	Tennessee	
Men's Outdoor Track & Field	N/A	Houston	11 individuals
Women's Outdoor Track & Field	N/A	UCF	21 individuals
Baseball	Rice	UAB	Rice, UAB, East Carolina, UCF



2013 C-USA CHAMPIONSHIP

Reckling Park – Houston, Texas

Makeup of the Pods and Schedule of Play.

Pod 1 (Seeds 1, 4, 5 and 8)	Pod 2 (Seeds 2, 3, 6 and 7)
1 vs. 4, 5 and 8	2 vs. 3, 6 and 7
4 vs. 1, 5 and 8	3 vs. 2, 6 and 7
5 vs. 1, 4 and 8	6 vs. 2, 3 and 7
8 vs. 1, 4 and 5	7 vs. 2, 3 and 6

Game Schedule

Day 1	Day 2	Day 3	Day 4	Day 5
Wed.	Thurs.	Fri.	Sat.	Sun.
11:00a	11:00a	11:00a	11:00a	1:00p
3:00p	3:00p	3:00p	3:00p	Champ-
7:00p	7:00p	7:00p	7:00p	ionship

Games are played at 11 am, 3 pm and 7 pm the first four days of the Championship, with the championship game Sunday at 1 pm. Pairings with game times are announced after seeds are determined following the final league series of the season.

Reckling Park

The 2013 Conference USA Championship will be played at Reckling Park in Houston, Texas. The stadium on the Rice University campus has been a regular in hosting postseason baseball. In addition to the 2006 Conference USA Championship, Reckling Park has served as a host venue for NCAA Regionals or Super Regionals in 10 of the last 12 years.

The 2013 season is now the Owls' 14th at the stadium. The facility has recently undergone several renovations, including the addition of a black cast-iron fence that circles the perimeter of the stadium, the remodeling of the team's locker room, weight room and fan areas. A new playing surface and state of the art drainage system, as well as a padded outfield wall and warning track that surrounds the entire field, were added recently to improve player safety.

For the fans, a grass berm and bleachers were added beyond the left field wall. A hospitality plaza on the third base side and a sensational scoreboard with video display are fan favorites. These improvements enhance the stadium's reputation as one of the top venues in the nation.

The park features a picturesque setting on the Rice campus facing the Texas Medical Center, the comfort of the more than 3,700 chairback seats (most with cup holders) and nine private suites. There are spacious locker rooms and one of the best press boxes in college baseball.

The field dimensions are 330 feet down the left-field line, 332 feet down the right-field line, and 400 feet to center-field.



RECKLING PARK – HOUSTON, TEXAS

C-USA Championship Format

The 2013 Conference USA Championship will feature the top eight teams in regular-season league play. Those eight will be split into two four-team pools (or pods), with the winner of each pod playing in a single championship game. Teams will be assigned pods based on seed, which will be determined by the order of finish in regular-season conference play.

Each team will be guaranteed to play three games. Teams in each pod will play the other three teams in its pod. The team with the best composite record in each pod would advance to the championship game. Two-way ties in a pod would be broken by head-to-head play. In case of a three-way tie, the highest seed would advance.

PAST C-USA TOURNAMENT CHAMPIONS

2012	UAB	2002	East Carolina
2011	Rice	2001	Tulane
2010	Southern Miss	2000	Houston
2009	Rice	1999	Tulane
2008	Houston	1998	Tulane
2007	Rice	1997	Houston
2006	Rice	1996	Tulane
2005	TCU/Tulane*		*declared co-champions after championship game was cancelled due to weather
2004	TCU		
2003	Southern Miss		

2013 NCAA COLLEGE WORLD SERIES

The 66th Annual College World Series will take place June 15-25/26 at TD Ameritrade Stadium in Omaha, Neb. This is the 63rd time that the CWS will be played in Omaha and the second year at the new downtown stadium.

The field consists of 64 teams, with 29 conference champions being joined by 35 at-large selections. Sixteen double-elimination regionals consisting of four teams each will take place from Friday to Monday, May 31-3. The winners of those regionals advance to the Super Regionals, which will be a best of three format with two teams playing at eight different sites during June 7-10.

The eight winners will play in the 2013 College World Series, which will employ its familiar pair of four-team double-elimination brackets leading to a best-of-three championship series between the winners of the two brackets. The CWS will run from Saturday, June 15 – Tuesday, June 25 or Wednesday, June 26.

National television coverage of the 2013 College World Series will be provided by ESPN, including the championship series, June 24, 25 and 26.





EAST CAROLINA

QUICK FACTS

Location: Greenville, N.C.
Founded: 1907
Enrollment: 26,900
Nickname: Pirates
Colors: Purple and Gold
Home Field: Clark-LeClair Stadium (5,000)
Dimensions: 320 L, 400 C, 320 R
Chancellor: Dr. Steve Ballard
Athletics Director: Terry Holland
SWA: Rosie Thompson
Baseball Administrator: Nick Floyd

SPORTS INFORMATION

Baseball SID: Malcolm Gray
Office Phone: 252/737-4522
E-Mail: graym@ecu.edu
FAX: 252/737-4528
Cell: 252/414-2021
Press Box: 252/328-0068
Website: www.ECUPirates.com

BASEBALL FACTS

2012 Record: 36-24-1
2012 C-USA Record: 13-10-1
2012 C-USA Championship: 1-2
2012 Postseason: 1-2
NCAA Appearances: 26
NCAA Record: 31-53
All-Time Record: 1,678-923-9
Letterwinners R/L: 21/12
Starters R/L: 5/4
Pitchers R/L: 10/7



Lewis Field at Clark-LeClair Stadium

Billy Godwin HEAD COACH

Alma Mater: Atlantic Christian '86
Career Record: 515-247-1 (14th)
Record at East Carolina: 253-162-1 (8th)
Associate Head Coach: (25) Dan Roszel (North Florida '00)
Assistant Coach: (3) Ben Sanderson (East Carolina '03)
Volunteer Assistant Coach: (11) Austin Morgan (College of Charleston '10)
Director of Baseball Operations:
 Austin Homan (East Carolina '11)
Office Phone: 252-737-1985



14 EAST CAROLINA



Dr. Steve Ballard,
Chancellor



Terry Holland,
Athletics Director



Nick Floyd,
Baseball Administrator



Malcolm Gray,
SID



FOLLOW THE PIRATES ONLINE

Official Website
www.ECUPirates.com

Facebook
[ECUPirates.com](https://www.facebook.com/ECUPirates.com)

Twitter
[@ecuathletics](https://twitter.com/ecuathletics)

YouTube
www.youtube.com/ECUAthletics



EAST CAROLINA



2013 ROSTER

No.	Player	Pos.	B/T	Ht.	Wt.	Year	Hometown/Previous School
1	Ben Fultz	OF	L/R	5-9	186	Jr.	Greensboro, N.C./Ragsdale
2	Garrett Brooks	OF	L/L	5-9	187	Fr.	Chesapeake, Va./Western Branch
4	Sam King	C	R/R	5-9	190	Sr.	Tulsa, Okla./Eastern Okla. State College
5	Dylan Brown	OF	R/L	5-9	162	Jr.	Clayton, N.C./Gulf Coast Community
6	Bryan Bass	INF	L/R	5-8	170	Sr.	Durham, N.C./Northern Durham
9	Tyler Joyner	LHP	L/L	5-11	190	Sr.	Rocky Mount, N.C./Northern Nash
7	Drew Reynolds	INF/RHP	L/R	6-2	181	Jr.	Cherryville, N.C./East Rutherford
8	Jack Reinheimer	INF	R/R	6-0	177	Jr.	Charlotte, N.C./Ardrey Kell
10	Joe Brooks	INF	L/R	5-9	184	Fr.	Blackwood, N.J./Gloucester Catholic
12	Jay Cannon	INF/OF	R/R	6-0	191	Sr.	Fuquay, N.C./Brunswick Comm. College
14	Jonathan Holt	OF	R/R	6-1	196	Jr.	Clemmons, N.C./West Forsyth
15	Jake Harris	LHP	L/L	6-1	190	Sr.	Raleigh, N.C./Millbrook
16	Zach Houchins	INF	R/R	6-1	182	Jr.	Wilson, N.C./Louisburg College
18	Philip Clark	OF	L/R	6-2	180	Sr.	Norfolk, Va./Norfolk Collegiate
19	Travis Watkins	C	R/R	6-0	189	Fr.	Concord, N.C./Cox Mill
20	Andrew LaMura	OF	L/R	5-10	184	Fr.	Brick, N.J./Red Bank Catholic
21	David Lucroy	RHP	R/R	6-2	212	RFr.	Umatilla, Fla./Umatilla
22	Justin Taylor	RHP	R/R	6-3	197	Fr.	Farmville, N.C./Farmville Central
24	Luke Lowery	C	R/R	6-2	218	Fr.	Midlothian, Va./Cosby
26	Nick Thompson	INF/OF	R/R	6-1	193	So.	Chesapeake, Va./Western Branch
27	Chris Gosik	INF/OF	R/R	6-0	208	Sr.	Thornton, Pa./Malvern Prep
29	Andy Smithmyer	RHP	R/R	6-0	190	Sr.	Altoona, Pa./Potomac State
30	Jeff Hoffman	RHP	R/R	6-4	183	So.	Latham, N.Y./Shaker
31	Nick Durazo	LHP	L/L	5-11	171	Fr.	Broadway, N.C./Lee County
32	Deshorn Lake	RHP	R/R	6-1	218	So.	St. Thomas, V.I./Menchville
33	Hayden White	RHP	R/R	6-1	227	Fr.	Midlothian, Va./Liberty Christian
34	Joshua Lovick	C	R/R	5-11	188	Jr.	Kinston, N.C./Kinston
35	Andrew Schorr	LHP	L/L	6-0	178	Fr.	Audubon, N.J./Audubon
36	Grayson Bailey	LHP	L/L	6-0	202	RJr.	New York, N.Y./Louisburg College
37	Tyler Bolton	RHP	R/R	6-3	202	So.	Wake Forest, N.C./Kerr-Vance Academy
38	Joseph Hughes	RHP	R/R	6-3	242	Sr.	Madison, N.C./D.L. McMichael
39	Kyle Majette	RHP	R/R	6-0	212	Fr.	Williamsburg, Va./Jamestown
40	Ryan Williams	RHP	R/R	6-4	225	Jr.	Morgan Hill, Calif./West Valley College
42	Chase McDonald	1B/DH	R/R	6-4	262	Jr.	Greenville, N.C./J.H. Ross
43	Dylan Dickens	RHP	R/R	5-11	183	So.	Roxboro, N.C./Person
44	Brett Mabry	RHP	R/R	6-2	200	RJr.	Shelby, N.C./Catawba Valley

Head Coach: 28 Billy Godwin (Atlantic Christian '86)
Associate Head Coach: 25 Dan Roszel (North Florida '00)
Assistant Coach: 3 Ben Sanderson (East Carolina '03)
Volunteer Assistant Coach: 11 Austin Morgan (College of Charleston '10)
Director of Operations: Austin Homan (East Carolina '11)

ALPHABETICAL ROSTER

36	Grayson Bailey	LHP	34	Joshua Lovick	C
6	Bryan Bass	INF	24	Luke Lowery	C
37	Tyler Bolton	RHP	21	David Lucroy	RHP
2	Garrett Brooks	OF	44	Brett Mabry	RHP
10	Joe Brooks	INF	39	Kyle Majette	RHP
5	Dylan Brown	OF	42	Chase McDonald	1B/DH
12	Jay Cannon	INF/OF	7	Drew Reynolds	INF/RHP
18	Philip Clark	OF	8	Jack Reinheimer	INF
43	Dylan Dickens	RHP	35	Andrew Schorr	LHP
31	Nick Durazo	LHP	29	Andy Smithmyer	RHP
1	Ben Fultz	OF	22	Justin Taylor	RHP
27	Chris Gosik	INF/OF	26	Nick Thompson	INF/OF
15	Jake Harris	LHP	19	Travis Watkins	C
30	Jeff Hoffman	RHP	33	Hayden White	RHP
14	Jonathan Holt	OF	40	Ryan Williams	RHP
16	Zach Houchins	INF			
38	Joseph Hughes	RHP			
4	Sam King	C			
32	Deshorn Lake	RHP			
20	Andrew LaMura	OF			



Jack Reinheimer



EAST CAROLINA

2013 SCHEDULE

FEBRUARY

15	VIRGINIA	3:00p
16	VIRGINIA	2:00p
17	VIRGINIA	1:00p
19	CAMPBELL	3:00p
21-23	KEITH LECLAIR CLASSIC	
21	ILLINOIS	5:00p
22	NEW MEXICO STATE	5:00p
23	BOSTON COLLEGE	2:00p
26	VCU	5:00p
27	LIBERTY	5:00p

MARCH

1	ST. JOHN'S	5:00p
2	ST. JOHN'S	2:00p
3	ST. JOHN'S	1:00p
5	UNC GREENSBORO	5:00p
6	at Old Dominion	3:00p
8	MONMOUTH	5:00p
9	MONMOUTH	2:00p
10	MONMOUTH	1:00p
12	Old Dominion	5:00p
13	at Campbell	6:00p
15	at Jacksonville	6:30p
16	at Jacksonville	2:00p
17	at Jacksonville	1:00p
19	at UNC Wilmington	6:00p
20	HIGH POINT	6:00p
22	at Houston	7:30p
23	at Houston	7:30p
24	at Houston	2:00p
26	WILLIAM & MARY	6:00p
27	at Elon	6:00p
29	N.C. CENTRAL	6:00p
30	at N.C. Central	3:00p

APRIL

2	NC STATE	6:00p
5	RICE	6:00p
6	RICE	2:00p
7	RICE	10:00a
9	at NC State	6:00p
12	at Tulane	7:30p
13	at Tulane	3:00p
14	at Tulane	Noon
16	UNC WILMINGTON	6:00p
19	at UAB	7:30p
20	at UAB	3:00p
21	at UAB	2:00p
23	ELON	6:00p
26	MEMPHIS	6:00p
27	MEMPHIS	2:00p
28	MEMPHIS	1:00p

MAY

3	SOUTHERN MISS	6:00p
4	SOUTHERN MISS	2:00p
5	SOUTHERN MISS	11:00a
10	at Marshall (BWV)	7:00p
11	at Marshall (BWV)	7:00p
12	at Marshall (BWV)	1:00p
16	UCF	6:00p
17	UCF	6:00p
18	UCF	11:00a
22-26	at C-USA Championship (Houston, Texas)	

All times Eastern and subject to change.

HOME GAMES IN CAPS.

Conference games in bold.

BWV - Beckley, W. Va.

2012 RESULTS

Date	Opponent	Result	Record
FEBRUARY			
17	MILWAUKEE	W 4-0	1-0
18	MILWAUKEE	W 16-1	2-0
18	MILWAUKEE	W 6-3	3-0
22	at Old Dominion	W 10-4	4-0
24-26	KEITH LECLAIR CLASSIC		
25	PURDUE	L 4-6	4-1
25	WESTERN CAROLINA	W 3-1	5-1
26	MARYLAND	L 1-2	5-2
MARCH			
2	STONY BROOK	W 1-0	6-2
3	STONY BROOK	W 2-1	7-2
4	STONY BROOK	W 4-3	8-2
7	at Troy	L 2-8	8-3
9-11	at Alabama Tournament (Tuscaloosa, Ala.)		
9	at Alabama	W 3-1	9-3
10	vs. Oral Roberts	W 4-2	10-3
11	vs. (16) Louisville	W 9-4	11-3
13	VCU	L 11-18	11-4
16	PENN STATE	W 5-4	12-4
17	PENN STATE	W 6-5(10)	13-4
18	PENN STATE	W 7-4	14-4
20	(11) NC STATE	W 6-5	15-4
21	at High Point	L 2-10	15-5
23	at (19) UCF	L 1-2	15-6
24	at (19) UCF	L 6-10	15-7
25	at (19) UCF	W 15-6	16-7
28	at (9) NC State	L 3-4(11)	16-8
30	UAB	W 11-6	17-8
31	UAB	W 12-2	18-8
APRIL			
1	UAB	W 6-5(13)	19-8
3	at UNC Wilmington	W 5-0	20-8
5	HOUSTON	W 10-3	21-8
6	HOUSTON	W 16-1	22-8
7	HOUSTON	T 4-4	22-8-1
10	at Elon	W 3-2(10)	23-8-1
11	OLD DOMINION	L 2-3	23-9-1
13	at Memphis	W 5-2	24-9-1
14	at Memphis	L 2-5	24-10-1
15	at Memphis	W 14-7	25-10-1
17	UNC WILMINGTON	L 1-10	25-11-1
18	WILLIAM & MARY	W 13-4	26-11-1
20	at (7) Rice	L 0-2	26-12-1
21	at (7) Rice	L 2-6	26-13-1
22	at (7) Rice	W 4-3	27-13-1
25	at (10) North Carolina	L 0-1(10)	27-14-1
27	TULANE	L 1-4	27-15-1
28	TULANE	L 2-4	27-16-1
29	TULANE	W 6-3	28-16-1
MAY			
4	MARSHALL	W 8-2	29-16-1
5	MARSHALL	W 8-7(10)	30-16-1
6	MARSHALL	W 6-3	31-16-1
8	ELON	W 4-1	32-16-1
9	(7) NORTH CAROLINA	(cancelled)	
11	at Southern Miss	L 0-1	32-17-1
12	at Southern Miss	L 3-5	32-18-1
13	at Southern Miss	L 4-5(12)	32-19-1
15	HIGH POINT	W 13-1	33-19-1
18	at VMI	W 14-8	34-19-1
19	at VCU	L 2-11	34-20-1
23	#vs. Tulane	L 3-4	34-21-1
25	#vs. UCF	L 1-11	34-22-1
26	#vs. UAB	W 10-3	35-22-1
JUNE			
1	%vs. St. John's	L 3-11	35-23-1
2	%vs. Cornell	W 10-6	36-23-1
3	%at North Carolina	L 3-5	36-24-1

#at C-USA Championship (Pearl, Miss.)

%NCAA Championship (Chapel Hill, N.C.)

HOME GAMES IN CAPS. Conference games in bold.





2012 STATISTICS

(36-24-1, 13-10-1 C-USA)

BATTING

Player	AVG	GP-GS	AB	R	H	2B	3B	HR	RBI	TB	SLG%	BB	HBP	SO	GDP	OB%	SF	SH	SB-ATT	PO	A	E	FLD%
Wooten	.338	59-59	237	50	80	10	1	9	40	119	.502	22	2	25	4	.392	4	2	2-5	337	33	4	.989
Reynolds	.330	54-49	209	31	69	8	0	3	24	86	.411	10	6	30	6	.378	0	7	0-2	2	3	0	1.000
Thompson, C.	.315	60-59	241	40	76	13	0	4	40	101	.419	24	5	40	7	.385	3	2	0-0	30	106	10	.932
Younger	.313	60-60	217	38	68	10	0	0	27	78	.359	30	7	24	7	.412	1	6	2-6	126	179	7	.978
Reinheimer	.294	61-61	238	36	70	11	1	2	22	89	.374	14	5	29	8	.342	3	9	9-10	108	187	21	.934
Wright, Z.	.294	59-59	211	41	62	12	0	5	39	89	.422	26	7	41	4	.383	4	3	10-12	406	39	2	.996
Clark, P.	.269	56-45	160	11	43	2	1	0	19	47	.294	7	1	22	3	.300	2	10	5-11	76	4	1	.988

King	.500	9-2	8	5	4	0	0	0	2	4	.500	2	2	1	1	.667	0	0	0-0	21	3	1	.960
Cannon	.308	45-40	143	27	44	7	0	2	23	57	.399	14	5	17	5	.384	2	5	3-7	79	0	2	.975
McDonald	.283	46-44	152	17	43	5	0	4	29	60	.395	12	1	19	7	.335	2	0	0-0	278	16	0	1.000
Thompson, N.	.278	18-1	18	4	5	1	0	0	26		.333	3	0	3	2	.381	0	0	0-0	8	0	0	1.000
Ussery	.275	22-9	40	6	11	1	0	0	5	12	.300	2	0	5	3	.310	0	1	3-3	17	32	1	.980
Bass	.247	47-26	97	15	24	1	1	0	8	27	.278	21	0	10	3	.381	0	1	2-2	35	2	3	.925
Fultz	.193	50-32	114	14	22	3	1	1	17	30	.263	13	6	34	0	.304	2	3	8-9	75	0	1	.987
Gosik	.190	15-3	21	4	4	0	0	0	3	4	.190	1	2	2	0	.292	0	1	0-0	8	0	0	.000
Holt	.167	6-0	6	3	1	0	0	0	0	1	.167	2	0	0	0	.375	0	0	0-0	0	0	0	.000
Lovick	.000	8-0	7	0	0	0	0	0	0	0	.000	0	0	3	0	.000	0	0	0-1	2	0	0	1.000

Totals	.295	61-61	2119	342	626	84	5	30	300	810	.382	203	49	305	60	.367	23	50	44-68	1652	701	69	.972
Opponents	.248	61-61	2065	265	513	92	8	25	229	696	.337	176	62	424	41	.325	11	47	29-44	1621	705	82	.966

PITCHING

Player	ERA	W-L	APP	GS	CGSHO/CBO	SV	IP	H	R	ER	BB	SO	2B	3B	HR	AB	B/Avg	WP	HBP	BK	SFA	SHA	
Smithmyer	1.92	5-2	22	1	0	0/0	1	61.0	50	21	13	25	67	7	2	1	220	.227	5	11	3	1	6
Brandt	2.12	7-6	16	16	4	0/2	0	106.1	93	37	25	27	68	12	1	2	392	.237	5	4	0	1	6
Joyner	3.01	6-2	17	12	2	0/0	0	92.2	88	39	31	12	68	14	1	7	356	.247	4	7	0	3	7
Cotton	3.65	8-3	15	15	0	0/0	0	74.0	76	39	30	24	62	17	2	2	284	.268	4	10	2	2	6
Hoffman	3.67	3-2	19	10	0	0/1	1	73.2	60	33	30	21	55	18	0	4	268	.224	0	7	0	1	7

Honeycutt	0.00	0-0	4	0	0	0/0	0	2.0	20	0	0	2	1	0	0	9	.222	2	1	0	0	0	
Allen	0.00	0-0	2	0	0	0/0	0	0.1	0	0	0	1	0	0	0	1	.000	0	0	0	0	0	
Merritt	2.91	3-6	25	0	0	0/2	8	46.1	40	21	15	10	32	3	0	4	172	.233	3	3	0	0	6
Reynolds	3.00	3-0	21	0	0	0/2	10	27.0	22	14	9	12	20	2	0	2	96	.229	2	2	1	2	3
Dickens	3.68	1-0	10	0	0	0/1	0	14.2	15	66	6	8	2	1	1	0	55	.273	0	3	0	0	1
Harris, J.	5.52	0-0	11	1	0	0/1	0	14.2	15	9	9	6	7	4	1	0	51	.294	1	3	0	1	3
Hughes	6.75	0-0	4	1	0	0/0	0	6.2	6	6	5	3	4	1	0	1	23	.261	0	4	0	0	1
Santangelo	7.45	0-0	11	0	0	0/1	0	9.2	10	8	8	13	10	3	0	0	37	.270	2	3	1	0	0
Lake	7.56	0-1	9	2	0	0/0	0	8.1	16	12	7	4	7	2	0	1	41	.390	1	1	0	0	0
Chrismon	9.00	0-2	9	3	0	0/0	0	11.0	15	13	11	7	12	5	0	0	49	.306	5	0	1	0	1
Bolton	18.00	0-0	3	0	0	0/0	0	1.0	3	3	2	2	0	1	0	0	5	.600	0	1	0	0	0
Jauss	27.00	0-0	2	0	0	0/0	0	1.1	2	4	4	3	2	0	0	0	6	.333	1	2	0	0	0

Totals	3.35	36-24	61	61	6	3/3	20	550.2	513	265	205	176	424	92	8	25	2065	.248	35	62	8	11	47
Opponents	4.55	24-36	61	61	5	3/1	10	540.1	626	342	273	203	305	84	5	30	2119	.295	47	49	8	23	50



HOUSTON

QUICK FACTS

Location: Houston, Texas
Founded: 1927
Enrollment: 39,800
Nickname: Cougars
Colors: Scarlet and White
Home Field: Cougar Field (3,500)
Dimensions: 330 L, 390 C, 330 R
President: Dr. Renu Khator
VP for Intercollegiate Athletics:
 Mack Rhoades
SWA: DeJuena Chizer
Baseball Administrator: Jeramiah Dickey

SPORTS INFORMATION

Baseball SID: Allison McClain
Office Phone: 713/743-9406
E-Mail: ammclai@central.uh.edu
FAX: 713/743-9411
Cell: 936/635-1129
Press Box: 713/743-0840
Website: UHCougars.com

BASEBALL FACTS

2012 Record: 18-35-1
2012 C-USA Record: 5-18-1
2012 C-USA Championship: 1-2
2012 Postseason: N/A
NCAA Appearances: 18 (2-CWS)
NCAA Record: 34-37
All-Time Record: 1,612-1,251-16
Letterwinners R/L: 16/18
Starters R/L: 3/6
Pitchers R/L: 9/7



Cougar Field

Todd Whitting HEAD COACH

Alma Mater: Houston '95
Career Record: 45-67-1 (3rd)
Record at Houston: 45-67-1 (3rd)
Assistant Coaches:
 (11) Trip Couch (Louisiana-Lafayette '91)
 (3) Frank Anderson (Emporia State '83)
 (10) Ryan Schotzberger (McDaniel College '04)
Director of Baseball Operations:
 Traci Cauley (Houston '95)
Office Phone: 713-743-9396



18 HOUSTON



Dr. Renu Khator,
Chancellor/President



Mack Rhoades, VP
for Intercollegiate
Athletics



Jeramiah Dickey,
Baseball Administrator



Allison McClain,
SID



FOLLOW THE COUGARS ONLINE

Official Website

www.UHCougars.com

Facebook

Houston Cougar Baseball

Twitter

@UHCougarBB

YouTube

www.youtube.com/UHCougarBaseball





2013 ROSTER

No.	Player	Pos.	B/T	Ht.	Wt.	Year	Hometown-High School (Last School)
1	Landon Appling	OF	R-R	5-10	185	Jr.	El Campo, Texas/El Campo
2	Michael Pyeatt	OF	L-R	5-9	180	So.	Lake Jackson, Texas/Brazoswood
4	Kyle Kirk	INF	L-R	5-7	190	Fr.	Houston, Texas/St. Pius X
5	Chris Waylock	INF	R-R	6-0	185	RSo.	Cary, Ill./Cary-Grove/Iowa Western CC
7	Frankie Ratcliff	INF	S-R	5-9	185	Jr.	Key West, Fla./Key West/Pensacola JC
8	Josh Vidales	INF	S-R	5-7	150	Fr.	LaPorte, Texas/LaPorte
12	Ryan Bonnot	LHP	L-L	6-2	190	Sr.	The Woodlands, Texas/Woodlands/Angelina JC
13	Kevin Kubecka	C	R-R	6-0	185	Fr.	Cypress, Texas/St. Pius X
14	Daniel Poncedeleon	RHP	R-R	6-4	195	Jr.	La Mirada, Calif./La Mirada/Cypress JC
15	Chase Wellbrock	RHP	L-R	5-10	190	Jr.	Brenham, Texas/Brenham
17	Daniel Smith	RHP	R-R	5-10	190	Jr.	Cypress, Texas/Cy-Woods/Santa Rosa JC
18	Keith Brenner	RHP	R-R	6-4	225	Fr.	Longview, Texas/Pine Tree
19	Ryan Vruggink	RHP	R-R	6-2	200	So.	Houston, Texas/Clear Brook
20	Justin Montemayor	INF	L-R	6-2	205	Fr.	Austin, Texas/Anderson
21	Aaron Garza	RHP	R-R	6-4	180	So.	Galveston, Texas/Ball
23	Ashford Fulmer	OF	R-R	6-1	185	Fr.	Cypress, Texas/Cy-Ranch
24	Rande Revilla	LHP	L-L	5-8	165	Jr.	Galveston, Texas/Ball/Galveston JC
25	Grant Slaughter	RHP	R-R	6-3	210	Fr.	Cypress, Texas/Cy-Ranch
26	Jake Lemoine	RHP	R-R	6-4	205	Fr.	Bridge City, Texas/Bridge City
27	Caleb Barker	C	R-R	6-2	200	Jr.	Keller, Texas/Keller/Grayson County College
28	Matt Hernandez	LHP	L-L	6-2	190	Sr.	Richmond, Texas/William B. Travis/Blinn JC
29	Tyler Ford	LHP	R-L	5-8	165	Jr.	Richmond, Texas/Travis/Alvin CC
30	Aaron Stewart	LHP	L-L	5-11	190	Sr.	Alvin, Texas/Alvin/Blinn JC
31	Jacob Campbell	C	R-R	5-10	185	Fr.	Alvin, Texas/Alvin
32	Jared West	LHP	R-L	6-6	200	Fr.	Frierson, La./North DeSoto
34	Kyle Survance	OF	L-R	6-1	180	Fr.	Jersey Village, Texas/Jersey Village
35	Logan Piper	RHP	R-R	6-1	200	So.	Missouri City, Texas/Hightower
36	Austin Pruitt	RHP	R-R	5-11	175	Sr.	The Woodlands, Texas/College Park/Navarro JC
37	Brady Latimer	C	R-R	5-10	180	Fr.	Sugar Land, Texas/Dulles
38	Dylan Rucker	RHP	R-R	6-2	210	Jr.	Arlington, Texas/Arlington Martin/Eastfield College
40	Jonathan Davis	INF/OF	R-R	6-0	225	Jr.	Missouri City, Texas/Elkins
41	Stephen Sims	RHP	R-R	5-11	165	Jr.	Friendswood, Texas/Clear Brook/Lon Morris JC
42	Jacob Lueneburg	INF	L-L	6-0	195	Sr.	Caledonia, Wisc.-Shoreland Lutheran/Kishwaukee Coll.
43	Casey Grayson	INF	L-L	6-0	225	Sr.	Cypress, Texas/Cypress Woods/Navarro JC
44	Price Jacobs	OF	R-R	6-0	180	So.	Baytown, Texas/Goose Creek Memorial

Head Coach: 9 Todd Whitting (Houston '95)

Assistant Coach: 11 Trip Couch (Louisiana-Lafayette '91)

Assistant Coach: 3 Frank Anderson (Emporia State '83)

Assistant Coach: 10 Ryan Shotzberger (McDaniel College '04)

Director of Operations: Traci Cauley (Houston '95)

ALPHABETICAL ROSTER

1	Landon Appling	OF	35	Logan Piper	RHP
27	Caleb Barker	C	14	Daniel Poncedeleon	RHP
12	Ryan Bonnot	LHP	36	Austin Pruitt	RHP
18	Keith Brenner	RHP	2	Michael Pyeatt	OF
31	Jacob Campbell	C	7	Frankie Ratcliff	INF
40	Jonathan Davis	INF/OF	24	Rande Revilla	LHP
29	Tyler Ford	LHP	38	Dylan Rucker	RHP
23	Ashford Fulmer	OF	41	Stephen Sims	RHP
21	Aaron Garza	RHP	25	Grant Slaughter	RHP
43	Casey Grayson	INF	17	Daniel Smith	RHP
28	Matt Hernandez	LHP	30	Aaron Stewart	LHP
44	Price Jacobs	OF	34	Kyle Survance	OF
4	Kyle Kirk	INF	8	Josh Vidales	INF
13	Kevin Kubecka	C	19	Ryan Vruggink	RHP
37	Brady Latimer	C	5	Chris Waylock	INF
26	Jake Lemoine	RHP	15	Chase Wellbrock	RHP
42	Jacob Lueneburg	INF	32	Jared West	LHP
20	Justin Montemayor	INF			



Casey Grayson



HOUSTON

2013 SCHEDULE

FEBRUARY

15	NORTHEASTERN	6:30p
16	NORTHEASTERN	6:30p
17	NORTHEASTERN	1:00p
19	at Sam Houston State	6:30p
22	at Texas State	6:30p
23	at Texas State	6:30p
24	at Texas State	Noon
26	HOUSTON BAPTIST	6:30p

MARCH

1-3	at Houston College Classic (Houston, Texas)	
1	vs. Texas A&M	7:00p
2	vs. Baylor	3:30p
3	vs. California	11:00a
5	PENN STATE	6:30p
5	PENN STATE	4:00p
8	TEXAS A&M-CORPUS CHRISTI	6:30p
9	TEXAS A&M-CORPUS CHRISTI	6:30p
10	TEXAS A&M-CORPUS CHRISTI	1:00p
12	at Baylor	6:30p
15	NEW ORLEANS	6:30p
16	BAYLOR	6:30p
17	NEW ORLEANS	1:00p
19	TEXAS	6:30p
20	HARVARD	6:30p
22	EAST CAROLINA	6:30p
23	EAST CAROLINA	6:30p
24	EAST CAROLINA	1:00p
26	at Lamar	6:30p
29	at Memphis	6:30p
30	at Memphis	2:00p
31	at Memphis	12:30p

APRIL

2	SAMHOUSTON STATE	6:30p
5	at Marshall (CH)	1:05p
6	at Marshall (CH)	1:05p
7	at Marshall (CH)	9:00a
12	SETON HALL	6:30p
13	SETON HALL	6:30p
14	SETON HALL	1:00p
16	TEXAS SOUTHERN	6:30p
17	MCNEESE STATE	6:30p
19	RICE	6:30p
20	RICE	6:30p
21	RICE	1:00p
23	at Texas	6:00p
26	at UCF	5:30p
27	at UCF	3:00p
28	at UCF	Noon
30	LOUISIANA-LAFAYETTE	6:30p

MAY

3	at Tulane	6:30p
4	at Tulane	2:00p
5	at Tulane	1:00p
7	at McNeese State	6:30p
10	UAB	6:30p
11	UAB	6:30p
12	UAB	1:00p
16	SOUTHERN MISS	6:30p
17	SOUTHERN MISS	6:30p
18	SOUTHERN MISS	1:00p
22-26	at C-USA Championship (Houston, Texas)	

All times Central and subject to change.
HOME GAMES IN CAPS.
Conference games in bold.

2012 RESULTS

Date	Opponent	Result	Record
FEBRUARY			
18	DELAWARE	W 7-5	1-0
18	DELAWARE	W 16-1	2-0
19	DELAWARE	W 9-2	3-0
21	TEXAS A&M-C. CHRISTI	L 2-3	3-1
24	TEXAS STATE	W 2-1	4-1
25	TEXAS STATE	L 1-6	4-2
26	TEXAS STATE	L 0-6	4-3
28	(4) RICE	L 1-4	4-4
MARCH			
2-4	at Houston College Classic (Houston, Texas)		
2	vs. Tennessee	W 7-4	5-4
3	vs. (7) Arkansas	W 4-1	6-4
4	vs. (27) Texas Tech	L 4-10	6-5
6	at Louisiana-Lafayette	L 1-3	6-6
9	at (14) Mississippi	L 0-8	6-7
10	at (14) Mississippi	L 0-9	6-8
11	at (14) Mississippi	L 3-11	6-9
13	SAMHOUSTON STATE	W 12-2	7-9
16	at Oklahoma State	L 0-14	7-10
17	at Oklahoma State	W 8-1	8-10
18	at Oklahoma State	W 4-3	9-10
20	(8) TEXAS A&M	(postponed)	
21	WASHINGTON	(cancelled)	
23	at Southern Miss	L 0-8	9-11
24	at Southern Miss	L 2-17	9-12
25	at Southern Miss	W 10-5	10-12
27	(21) BAYLOR	L 5-14	10-13
30	(16) UCF	L 3-8	10-14
31	(16) UCF	L 1-9	10-15
APRIL			
1	(16) UCF	L 1-3 (10)	10-16
3	McNEESE STATE	W 4-1	11-16
5	at East Carolina	L 3-10	11-17
6	at East Carolina	L 1-16	11-18
7	at East Carolina	T 4-4	11-18-1
10	LAMAR	W 4-3	12-18-1
13	at Texas Tech	L 4-15	12-19-1
14	at Texas Tech	L 1-7	12-20-1
15	at Texas Tech	L 9-10 (12)	12-21-1
17	at (24) Sam Houston State	L 4-5	12-22-1
20	MARSHALL	W 3-2	13-22-1
21	MARSHALL	L 3-4	13-23-1
22	MARSHALL	W 4-3	14-23-1
27	at UAB	L 9-11	14-24-1
28	at UAB	L 8-12	14-25-1
29	at UAB	L 0-1	14-26-1
MAY			
1	UTSA	W 8-3	15-26-1
4	at (6) Rice	W 11-6	16-26-1
5	at (6) Rice	L 3-4 (10)	16-27-1
6	at (6) Rice	L 2-8	16-28-1
11	TULANE	W 5-4 (12)	17-28-1
12	TULANE	L 2-5	17-29-1
13	TULANE	L 2-11	17-30-1
15	LOUISIANA-LAFAYETTE	(cancelled)	
17	MEMPHIS	L 3-15	17-31-1
18	MEMPHIS	L 7-8 (11)	17-32-1
19	MEMPHIS	L 0-11	17-33-1
23	vs. Rice	L 5-7	17-34-1
24	vs. Southern Miss	L 7-10 (10)	17-35-1
25	vs. Memphis	W 7-3	18-35-1

#at Conference USA Championship (Pearl, Miss.)
HOME GAMES IN CAPS. Conference games in bold.





2012 STATISTICS

(18-35-1, 5-18-1 C-USA)

BATTING

Player	AVG	GP-GS	AB	R	H	2B	3B	HR	RBI	TB	SLG%	BB	HBP	SO	GDP	OB%	SF	SH	SB-ATT	PO	A	E	FLD%
Appling	.324	49-48	188	32	61	5	0	3	26	75	.399	19	9	20	4	.410	1	8	10-14	119	58	3	.983
Lueneburg	.309	52-48	181	17	56	4	1	1	23	65	.359	14	4	36	2	.368	2	5	13-18	183	16	3	.985
Cannon	.302	53-51	179	21	54	7	0	1	19	64	.358	18	2	23	8	.372	0	9	0-1	295	65	6	.984
Jensen	.262	52-51	206	21	54	8	3	1	33	71	.345	12	1	34	3	.303	2	4	7-8	95	158	17	.937
Jacobs	.253	49-47	158	24	40	11	0	1	22	54	.342	16	4	49	1	.335	1	5	8-8	85	2	5	.946
Runte	.231	48-45	160	19	37	5	1	1	16	47	.294	25	3	28	1	.344	1	7	5-6	63	103	13	.927

Theiss	.333	3-2	6	0	2	0	0	0	0	2	.333	0	1	4	0	.429	0	0	0-0	3	0	1	.750
Morehouse	.327	29-24	101	13	33	6	2	0	10	43	.426	8	1	20	0	.378	1	2	0-0	174	33	2	.990
Pyeatt	.326	26-24	95	11	31	4	0	0	11	35	.368	5	3	22	1	.371	2	4	3-5	37	0	3	.925
Davis	.306	40-29	124	19	38	7	1	0	16	47	.379	18	1	28	5	.399	0	1	1-2	8	0	1	.889
Grayson	.289	32-23	90	13	26	5	0	1	12	34	.378	16	1	13	4	.394	2	1	0-1	171	19	2	.990
White	.255	37-28	102	14	26	3	1	0	6	31	.304	10	6	24	0	.353	1	1	4-4	38	63	10	.910
Stacks	.208	21-16	53	3	11	2	0	0	5	13	.245	8	1	17	0	.317	1	2	0-1	18	22	11	.784
Gibson	.178	36-21	90	14	16	2	0	0	6	18	.200	9	10	34	1	.321	0	2	3-3	21	5	6	.813
Kay	.158	29-19	76	5	12	2	0	2	6	20	.263	4	2	20	0	.220	0	1	1-1	58	4	4	.939
Sanford	.100	15-5	20	0	2	1	0	0	1	3	.150	2	0	7	1	.174	1	0	0-0	5	0	1	.833
Hoover	.063	9-2	16	0	1	0	0	0	0	1	.063	2	0	7	0	.167	0	0	0-0	26	2	1	.966
Lewis	.000	2-2	0	0	0	0	0	0	0	0	.000	0	0	0	0	.000	0	0	0-0	2	16	1	.947
Hernandez	.000	1-0	0	0	0	0	0	0	0	0	.000	0	0	0	0	.000	0	0	0-0	3	5	1	.889
Ray	.000	1-1	0	0	0	0	0	0	0	0	.000	0	0	0	0	.000	0	0	0-0	4	41		.889
Totals	.271	54-54	1845	226	500	72	9	11	212	623	.338	186	49	386	31	.351	15	52	55-72	1429	620	100	.953
Opponents	.299	54-54	1924	355	576	102	13	26	314	782	.406	219	34	347	28	.376	25	34	73-96	1447	589	52	.975

PITCHING

Player	ERA	W-L	APP	GS	CGSHO/CBO	SV	IP	H	R	ER	BB	SO	2B	3B	HR	AB	B/Avg	WP	HBP	BK	SFA	SHA	
Pruitt	4.25	3-4	16	14	1	0/0	0	91.0	103	49	43	25	57	18	2	5	359	.287	6	2	0	5	5
Lewis	5.27	3-7	15	13	0	0/0	0	70.0	75	49	41	35	47	15	2	6	273	.275	7	3	0	2	3

Morehouse	3.38	1-2	10	1	0	0/0	1	29.1	33	13	11	16	23	6	1	1	112	.295	2	0	0	0	5
Morales	4.00	0-0	9	0	0	0/0	0	9.0	11	10	4	9	8	3	1	0	38	.289	1	0	0	1	1
Wellbrock	4.50	3-2	16	0	0	0/0	1	36.0	47	22	18	13	25	7	0	1	145	.324	1	0	0	3	5
Stewart	4.50	0-1	15	0	0	0/0	0	14.0	12	14	7	8	9	3	0	0	54	.222	0	2	1	1	2
Wiley	4.67	2-2	20	0	0	0/0	4	34.2	31	20	18	13	39	4	2	2	133	.233	2	5	2	3	1
Bonnot	5.19	0-0	7	0	0	0/0	0	8.2	9	7	5	5	9	0	0	1	32	.281	2	2	0	2	0
Mannisto	5.40	1-4	17	4	0	0/0	0	31.2	44	28	19	19	16	10	0	2	133	.331	2	5	0	0	4
Garza	5.77	2-5	14	10	0	0/0	0	39.0	51	28	25	14	28	10	1	0	161	.317	1	3	0	2	3
Hernandez	5.79	1-2	16	4	0	0/0	0	32.2	51	30	21	13	24	11	1	3	145	.352	7	3	0	1	1
Fuerst	6.23	0-0	4	0	0	0/0	0	4.1	5	9	3	4	3	0	0	1	20	.250	0	2	0	1	0
Ray	7.47	2-6	16	8	0	0/0	0	53.0	75	49	44	25	41	10	1	4	226	.332	4	2	1	2	3
Piper	8.71	0-0	10	0	0	0/0	0	10.1	14	12	10	7	4	5	0	0	42	.333	0	2	0	1	0
Vruggink	9.24	0-0	14	0	0	0/0	0	12.2	10	13	13	13	13	0	2	0	45	.222	3	3	0	1	1
Brenner	54.00	0-0	1	0	0	0/0	0	0.1	5	2	2	0	1	0	0	0	6	.833	0	0	0	0	0
Totals	5.32	18-35	54	54	1	0/0	6	476.2	576	355	282	219	347	102	13	26	1924	.299	38	34	4	25	34
Opponents	3.51	35-18	54	54	5	7/4	9	482.1	500	226	188	186	386	72	9	11	1845	.271	46	49	10	15	52



QUICK FACTS

Location: Huntington, W.Va.
Founded: 1837
Enrollment: 13,814
Nickname: Thundering Herd
Colors: Green and White
Home Field: Appalachian Power Park (4,500)
Dimensions: 330 L,-400-C, 320-R
President: Dr. Stephen J. Kopp
Athletics Director: Mike Hamrick
SWA: Beatrice Crane Banford
Baseball Administrator: Jeff O'Malley

SPORTS INFORMATION

Baseball SID: Daniel Manget
Office Phone: 304/696-4662
E-Mail: manget@live.marshall.edu
FAX: 304/696-4662
Cell: 770/715-3131
Charleston Press Box: 614/288-4942
Website: www.herdzone.com

BASEBALL FACTS

2012 Record: 17-37
2012 C-USA Record: 5-19
2012 C-USA Championship: N/A
2012 Postseason: N/A
NCAA Appearances: 2
NCAA Record: 2-4
All-Time Record: 1,269-1,414-12
Letterwinners R/L: 17/13
Starters R/L: 7/7
Pitchers R/L: 10/6



Appalachian Power Park

Jeff Waggoner HEAD COACH

Alma Mater: Cleveland State '98
Career Record: 137-193-1 (7th)
Record at Marshall: 137-193-1 (7th)
Assistant Coaches:
 (35) Joe Renner (Northern Kentucky '00)
 (6) Tim Donnelly (Hardin-Simmons '04)
 (25) Brian Karlet (Marshall, 2002)
Director of Baseball Operations:
 Tyler Gatrell (Marshall '10)
Office Phone: 304-696-7146



Dr. Stephen J. Kopp,
President



Mike Hamrick,
Athletic Director



Jeff O'Malley,
Baseball Administrator



Daniel Manget,
SID



FOLLOW THE HERD ONLINE

Official Website

www.HerdZone.com

Facebook

Marshall University Athletics

Twitter

@Herd_Zone
 @MU_BASEBALL

YouTube

<http://www.youtube.com/HerdVideo>

2013 ROSTER

No.	Player	Pos.	B/T	Ht.	Wt.	Year	Hometown/Previous School
2	Sam Hunter	LHP	L/L	5-11	160	Fr.	Ashland, Ky./Paul Blazer
3	Johnathan Beary	C	R/R	5-10	200	Jr.	Apopka, Fla./Pensacola JC
4	Sergio Leon	INF	R/R	5-10	165	So.	Miami, Fla./Braddock
5	Mardu Smith	OF	L/L	5-8	150	So.	Pageland, S.C.
7	Chase Vogelbach	OF	R/R	6-1	190	Fr.	Ft. Myers, Fla./Bishop Verot
8	Brandyn Sittinger	RHP	R/R	5-11	185	Fr.	LaGrange, Ohio/Keystone
9	Isaac Ballou	OF	L/R	6-2	200	Sr.	Smithfield, Va./Nansemond-Suffolk Academy
10	Matt Margaritonda	RHP	R/R	5-9	165	So.	Freehold, N.J./St. John Viannery
11	Josh King	RHP	R/R	6-0	180	Jr.	Troup, Ga./Troup
12	Eric Escobedo	OF	R/R	6-0	185	So.	Troup, Ga./Troup
13	Kolin Stanley	RHP	R/R	5-11	151	R-So.	Beloit, Ohio/West Branch
14	Andrew Dundon	INF	R/R	5-10	190	So.	Lincoln Park, N.J./Boonton
15	Matt Hummel	RHP	R/R	5-11	198	Sr.	Morrisburg, Ontario/Daytona State College
16	Adam Bolen	INF	R/R	6-0	185	Fr.	Russiaville, Ind./Western
17	Aaron Bossi	INF	R/R	5-11	190	Fr.	St. Louis, Mo./St. John Vianney
18	Alex Thackston	LHP	L/L	6-0	188	Fr.	Proctorville, Ohio/Fairland
19	Aaron Blair	RHP	R/R	6-5	220	Jr.	Las Vegas, Nev./Spring Valley
20	Steven Lewis	INF	R/R	5-8	155	Fr.	Charleston, W.Va./Capital
21	Matt Kirkwood	C	R/R	5-11	194	Sr.	New Castle, Pa./Cleveland State
23	Gray Stafford	OF	R/R	6-3	195	Sr.	Cheraw, S.C./Spartanburg Methodist JC
24	Alfredo Brito	INF	L/R	6-0	220	R-Sr.	Miami, Fla./Florida Christian
26	Robert Fajardo	OF	R/R	6-0	182	R-Fr.	Miami, Fla./La Salle
27	David Diaz-Fernandez	C	R/R	5-9	195	Fr.	Miami, Fla./Belen Jesuit
28	Wayland Moore	LHP	L/L	6-2	220	Sr.	McCloud, Okla./Seminole State JC
31	Micah Dunn	LHP	L/L	6-2	205	Fr.	Alpharetta, Ga./West Forsyth
32	Chase Boster	RHP	R/R	6-4	210	Fr.	Stafford, Va./Colonial Forge
33	Kyle Kessler	RHP	R/R	6-5	195	R-So.	Charlotte, N.C./Providence
34	Travis Myers	C/IF/OF	R/R	6-1	195	Fr.	Urbanna, Va./Christ Church
36	Michael Taylor	RHP	R/R	6-6	180	Fr.	St. Albans, W.Va./Christ Church
38	Lance Elder	RHP	R/R	6-3	197	So.	Miami, Fla./South Dade
42	Terrence Moore	RHP	R/R	6-2	192	Sr.	Goshen, N.Y./UMBC
43	Ryan Hopkins	RHP	R/R	6-2	245	R-Jr.	Sedina, Ohio/Tennessee Tech
44	Nathan Gomez	INF	L/L	6-4	196	Sr.	Miami, Fla./La Salle
48	Zachary Shockley	LHP	L/L	6-5	240	Fr.	Strongsville, Ohio/St. Ignatius

Head Coach: 30 Jeff Waggoner (Cleveland State '98)

Assistant Coach: 35 Joe Renner (Northern Kentucky '00)

Assistant Coach: 6 Tim Donnelly (Hardin-Simmons '04)

Assistant Coach: 25 Brian Karlet (Marshall, 2002)

Director of Operations: Tyler Gatrell (Marshall '10)

ALPHABETICAL ROSTER

9	Isaac Ballou	OF	11	Josh King	RHP
3	Johnathan Beary	C	21	Matt Kirkwood	C
19	Aaron Blair	RHP	4	Sergio Leon	INF
16	Adam Bolen	INF	20	Steven Lewis	INF
17	Aaron Bossi	INF	10	Matt Margaritonda	RHP
32	Chase Boster	RHP	42	Terrence Moore	RHP
24	Alfredo Brito	INF	28	Wayland Moore	LHP
27	David Diaz-Fernandez	C	34	Travis Myers	C/IF/OF
14	Andrew Dundon	INF	48	Zachary Shockley	LHP
31	Micah Dunn	LHP	8	Brandyn Sittinger	RHP
38	Lance Elder	RHP	5	Mardu Smith	OF
12	Eric Escobedo	OF	23	Gray Stafford	OF
26	Robert Fajardo	OF	13	Kolin Stanley	RHP
44	Nathan Gomez	INF	36	Michael Taylor	RHP
43	Ryan Hopkins	RHP	18	Alex Thackston	LHP
15	Matt Hummel	RHP	7	Chase Vogelbach	OF
2	Sam Hunter	LHP			
33	Kyle Kessler	RHP			



Gray Stafford

2013 SCHEDULE

FEBRUARY

15	at Old Dominion	3:00p
16	at Old Dominion	2:00p
17	at Old Dominion	1:00p
22	at North Carolina A&T	3:00p
23	at North Carolina A&T	1:00p
23	at North Carolina A&T	4:00p
24	at Coastal Carolina	6:00p

MARCH

1	at USC Upstate	1:00p
2	vs. Wofford (Spartanburg, S.C.)	2:00p
2	vs. Wofford (Spartanburg, S.C.)	5:00p
3	at USC Upstate	1:00p
8	at Northern Kentucky	3:00p
9	at Northern Kentucky	Noon
9	at Northern Kentucky	3:00p
10	at Northern Kentucky	Noon
12	RADFORD (BWV)	1:00p
15	CENTRAL MICHIGAN	3:00p
16	CENTRAL MICHIGAN	1:00p
17	CENTRAL MICHIGAN	Noon
19	vs. West Virginia (CH)	6:00p
22	at Radford	6:30p
23	at Radford	4:00p
24	at Radford	2:00p
26	at Kentucky	6:30p
29	UAB (CH)	7:05p
30	UAB (CH)	7:05p
31	UAB (CH)	1:00p

APRIL

2	at West Virginia	6:00p
3	at Eastern Kentucky	3:00p
5	vs. Houston (CH)	2:05p
6	vs. Houston (CH)	2:05p
7	vs. Houston (CH)	10:00a
10	at Ohio State	6:35p
12	at Southern Miss	7:00p
13	at Southern Miss	3:00p
14	at Southern Miss	10:30a
16	at Ohio	6:00p
19	at UCF	6:30p
20	at UCF	4:00p
21	at UCF	12:30p
24	OHIO	3:00p
26	TULANE (CH)	7:05p
27	TULANE (CH)	7:05p
28	TULANE (CH)	1:00p
30	MOREHEAD STATE	3:00p

MAY

1	EASTERN KENTUCKY	3:00p
3	at Memphis	7:30p
4	at Memphis	3:00p
5	at Memphis	2:00p
10	EAST CAROLINA (BWV)	7:00p
11	EAST CAROLINA (BWV)	7:00p
12	EAST CAROLINA (BWV)	1:00p
14	vs. West Virginia (BWV)	6:00p
16	at Rice	7:30p
17	at Rice	7:30p
18	at Rice	2:00p
22-26	at C-USA Championship (Houston, Texas)	

All times Eastern and subject to change.

HOME GAMES IN CAPS.

Conference games in bold.

CH-Charleston, W. Va.

BWV-Beckley, W. Va.

2012 RESULTS

Date	Opponent	Result	Record
FEBRUARY			
17-19	at NC State Tournament (Raleigh, N.C.)		
17	at NC State	L 3-10	0-1
18	vs. Canisius	L 5-7	0-2
18	vs. Bryant	W 16-2	1-2
19	vs. Monmouth	(cancelled)	
24	at Charleston Southern	L 3-13	1-3
25	at Charleston Southern	W 4-0	2-3
25	at Charleston Southern	L 4-6	2-4
26	at Charleston Southern	W 8-2	3-4
MARCH			
2	vs. Eastern Michigan (WS)	L 5-6	3-5
3	vs. Eastern Michigan (WS)	W 6-3	4-5
3	at Wake Forest	L 1-6	4-6
4	at Wake Forest	L 1-5	4-7
7	at (23) Kentucky	L 3-7	4-8
9	at Gardner-Webb	W 3-1	5-8
10	at Gardner-Webb	W 13-5	6-8
11	at Gardner-Webb	W 4-3	7-8
13	at Morehead State	L 8-11	7-9
16	vs. St. Bonaventure (BWV)	L 1-3	7-10
17	vs. St. Bonaventure (BWV)	L 8-10	7-11
18	vs. St. Bonaventure (BWV)	W 6-3	8-11
20	at Ohio	W 6-1	9-11
23	at UAB	W 7-4	10-11
24	at UAB	L 1-5	10-12
25	at UAB	L 1-5	10-13
27	at Eastern Kentucky	L 3-10	10-14
30	vs. Liberty (BWV)	L 4-8	10-15
31	vs. Liberty (BWV)	L 5-9	10-16
APRIL			
1	vs. Liberty (BWV)	W 12-10	11-16
4	vs. Ohio	(postponed)	
6	vs. Memphis	L 4-9	11-17
7	vs. Memphis	L 0-7	11-18
8	vs. Memphis	L 2-11	11-19
10	COPPIN STATE	W 18-1	12-19
10	COPPIN STATE	W 19-1	13-19
13	(9) RICE	L 0-9	13-20
14	(9) RICE	L 1-5	13-21
15	(9) RICE	L 1-3	13-22
17	MOREHEAD STATE	L 2-7	13-23
20	at Houston	L 2-3	13-24
21	at Houston	W 4-3	14-24
22	at Houston	L 3-4	14-25
25	EASTERN KENTUCKY	L 4-12	14-26
27	SOUTHERN MISS	L 0-2	14-27
28	SOUTHERN MISS	W 2-1	15-27
29	SOUTHERN MISS	L 3-5	15-28
MAY			
4	at East Carolina	L 2-8	15-29
5	at East Carolina	L 7-8 (12)	15-30
6	at East Carolina	L 3-6	15-31
9	at Eastern Kentucky	L 4-6	15-32
11	(13) UCF	L 6-8	15-33
12	(13) UCF	W 9-6	16-33
13	(13) UCF	L 6-13	16-34
15	vs. Radford (BWV)	L 2-8	16-35
17	at Tulane	L 1-3	16-36
18	at Tulane	L 5-6 (11)	16-37
19	at Tulane	W 10-0	17-37

HOME GAMES IN CAPS. **Conference games in bold.**

CH-Charleston, W. Va.

BWV-Beckley, W. Va.

WS-Winston Salem, N.C.

2012 STATISTICS

(17-37, 5-19 C-USA)

BATTING

Player	AVG	GP-GS	AB	R	H	2B	3B	HR	RBI	TB	SLG%	BB	HBP	SO	GDP	OB%	SF	SH	SB-ATT	PO	A	E	FLD%
N. Gomez	.316	53-53	206	35	65	17	0	3	39	91	.442	28	6	35	3	.407	3	0	0-0	378	29	7	.983
Ballou	.308	53-53	195	40	60	5	4	2	24	79	.405	43	8	41	1	.448	2	6	21-28	126	5	4	.970
Leon	.302	42-42	169	20	51	9	0	1	20	63	.373	4	0	37	3	.314	2	4	7-8	63	130	14	.932
Dundon	.264	53-50	174	29	46	4	1	0	18	52	.299	21	7	41	1	.363	2	7	5-10	74	120	14	.933
Brito	.260	52-51	200	28	52	8	0	4	32	72	.360	22	2	31	6	.339	0	1	0-0	70	1	1	.986
G. Stafford	.252	53-52	206	39	52	8	2	5	24	79	.383	14	6	55	3	.319	0	3	9-12	32	78	15	.880
Meeks	.227	51-43	154	13	35	9	0	2	19	50	.325	21	10	46	2	.349	4	0	1-4	312	33	5	.986

Gandolfo	.267	35-24	86	10	23	2	0	0	5	25	.291	6	4	28	1	.340	1	2	5-9	44	0	1	.978
Escobedo	.261	36-28	111	9	29	9	0	0	17	38	.342	8	4	14	4	.333	0	1	1-1	51	1	2	.963
Farris	.239	44-30	113	11	27	2	0	1	14	32	.283	7	6	27	1	.315	1	0	1-1	67	7	5	.937
Semeniuk	.234	37-29	111	13	26	3	1	0	15	31	.279	8	1	25	1	.287	2	1	2-4	53	1	1	.982
Jimenez	.146	22-16	48	7	7	1	0	0	4	8	.167	11	1	14	1	.317	0	6	0-4	19	25	3	.936
Helmburg	.132	20-13	38	4	5	0	1	0	4	7	.184	6	1	11	0	.261	1	3	0-1	75	16	0	1.000
Faulk	.125	16-2	16	3	2	1	0	0	1	3	.188	2	1	6	0	.263	0	0	0-0	11	1	1	.923
Totals	.263	54-54	1827	261	480	78	9	18	236	630	.345	201	57	411	27	.351	18	34	52-82	1401	523	81	.960
Opponents	.278	54-54	1846	310	513	96	7	26	262	701	.380	198	58	397	29	.362	23	39	85-110	1434	566	70	.966

PITCHING

Player	ERA	W-L	APP	GS	CGSHO/CBO	SV	IP	H	R	ER	BB	SO	2B	3B	HR	AB	B/Avg	WP	HBP	BK	SFA	SHA	
Blair	3.98	2-8	14	14	0	0/0	0	83.2	76	46	37	28	82	13	1	3	319	.238	12	7	0	4	4
Mason	4.15	4-6	14	14	0	0/1	0	80.1	98	49	37	27	60	18	2	6	322	.304	6	6	2	1	10

King	2.30	2-5	23	2	0	0/0	1	43.0	42	23	11	13	42	5	0	1	168	.250	3	4	1	5	4
Joe McGill	2.33	0-0	13	1	0	0/1	0	19.1	16	6	5	14	12	4	1	0	70	.229	3	2	0	0	1
Fernandez	2.96	1-1	21	0	0	0/0	4	24.1	15	16	8	15	24	6	0	0	88	.170	5	8	0	1	2
Church	3.45	2-0	20	0	0	0/1	1	28.2	23	13	11	14	37	0	0	1	108	.213	4	2	1	1	3
Moore	3.86	0-0	14	0	0	0/0	0	11.2	14	55	3	12	2	0	1	49	.286	1	5	4	1	0	
Margaritonda	4.18	1-1	22	0	0	0/0	0	23.2	25	13	11	13	23	4	0	2	93	.269	7	2	0	0	2
Hopkins	4.93	1-3	19	3	0	0/0	0	38.1	53	32	21	15	28	12	1	1	164	.323	2	6	0	3	2
Kessler	5.40	1-0	11	0	0	0/0	0	10.0	13	8	6	5	6	0	0	1	44	.295	1	0	0	1	0
Elder	5.52	2-5	16	9	0	0/1	0	45.2	55	31	28	18	28	10	1	3	183	.301	3	9	3	2	3
K. Stanley	5.59	0-2	12	0	0	0/0	0	9.2	8	7	6	11	6	2	0	0	32	.250	4	2	2	1	1
W. Moore	7.90	1-4	17	9	0	0/0	0	35.1	52	38	31	12	31	15	1	4	149	.349	6	3	0	3	3
Hummel	9.82	0-0	4	0	0	0/0	0	3.2	7	4	4	0	1	3	0	0	18	.389	0	0	0	0	0
John McGill	11.12	0-1	5	0	0	0/0	0	5.2	47	7	6	1	2	0	0	1	5	.267	1	1	0	0	4
Mays	22.85	0-1	5	2	0	0/0	0	4.1	12	12	11	4	4	0	0	3	24	.500	1	1	0	0	0
Totals	4.60	17-37	54	54	0	2/2	6	467.1	513	310	239	198	397	96	7	26	1846	.278	59	58	13	23	39
Opponents	3.92	37-17	54	54	3	3/2	13	478.0	480	261	208	201	411	78	9	18	1827	.263	42	57	9	18	34



QUICK FACTS

Location: Memphis, Tenn.
Founded: 1912
Enrollment: 22,725
Nickname: Tigers
Colors: Royal Blue and Gray
Home Field: FedExPark (2,000)
Dimensions: 318-L, 380-C, 317-R
President: Dr. Shirley Raines
Athletics Director: Tom Bowen
SWA: Lynn Parkes
Baseball Administrator: Bill Lansden

SPORTS INFORMATION

Baseball SID: Mark Taylor
Office Phone: 901/678-5108
E-Mail: mtylor16@memphis.edu
FAX: 901/678-4134
Cell: 870/759-2074
Press Box: 901/678-1301
Website: www.gotigersgo.com

BASEBALL FACTS


2012 Record: 31-28
2012 C-USA Record: 14-10
2012 C-USA Championship: 2-2
2012 Postseason: N/A
NCAA Appearances: 5
NCAA Record: 8-10
All-Time Record: 1,583-1,226-14
Letterwinners R/L: 20/10
Starters R/L: 5/4
Pitchers R/L: 2/2



FedExPark

Daron Schoenrock HEAD COACH

Alma Mater: Tennessee Tech '84
Career Record: 233-304 (11th)
Record at Memphis: 208-252 (9th)
Assistant Coaches:
 (40) Fred Corral (Sacramento State '98)
 (3) Clay Greene (Tennessee '01)
 (35) Zach Clark (Memphis '09)
Director of Baseball Operations:
 Al Woods
Office Phone: 901-678-2452




Dr. Shirley Raines, President



Tom Bowen, Athletics Director



Bill Lansden, Baseball Administrator



Mark Taylor, SID



FOLLOW THE TIGERS ONLINE

Official Website

www.GoTigersGo.com

Facebook

www.facebook.com/memphisbaseball

Twitter

@UofMBaseball

YouTube

www.youtube.com/user/SIDMemphis

Tout

www.tout.com/u/memphistigernetwork



2013 ROSTER

No.	Name	Pos.	B/T	Ht.	Wt.	Year	Hometown/Previous School
1	Zach Willis	INF	L/R	5-10	180	Jr.	Bartlett, Tenn./Bartlett
2	Ethan Gross	INF	R/R	5-11	193	Jr.	Mt. Juliet, Tenn./Mt. Juliet
4	Ford Wilson	OF	R/R	5-10	186	Jr.	Thompson's Station, Tenn./Independence
5	Tyler Dixon	OF	R/R	6-3	225	So.	Eads, Tenn./Meridian CC
6	Bryce Beeler	INF/OF	L/R	6-2	175	So.	Knoxville, Tenn./Halls
7	Drew Griffin	INF/RHP	R/R	5-11	173	r-Jr.	Bolivar, Tenn./Northwest Miss. CC
8	Tucker Tubbs	INF	R/R	6-4	199	So.	Collierville, Tenn./Collierville
9	Jake Little	INF/OF	R/R	6-2	180	Fr.	Franklin, Tenn./Columbia CC
10	Jacob Moody	LHP/OF	R/L	5-9	178	So.	Bartlett, Tenn./Christian Brothers
11	Colin Lee	LHP	L/L	6-2	200	Fr.	Germantown, Tenn./Houston
12	Heith Hatfield	RHP	R/R	6-3	205	r-Sr.	Bartlett, Tenn./Bartlett
13	Erik Schoenrock	LHP	R/L	6-1	199	Jr.	Collierville, Tenn./Collierville
14	Clayton Gant	RHP	R/R	6-0	190	r-Sr.	Parsons, Tenn./Tennessee
15	Craig Caufield	RHP	R/R	6-3	206	r-Fr.	Germantown, Tenn./Houston
16	Alex Gunn	LHP	L/L	6-4	203	Jr.	Clinton, Miss./Hinds CC
17	Colton Simbeck	OF	R/R	6-3	199	So.	Loretto, Tenn./Loretto
18	Blake Myers	LHP	R/L	5-11	175	r-So.	Memphis, Tenn./St. Benedict
20	Connor Mahoney	RHP	R/R	6-6	184	Fr.	Germantown, Tenn./Germantown
22	Corey Chafin	C	R/R	6-1	210	Fr.	Germantown, Tenn./Houston
23	Keaton Aldridge	C	L/R	6-1	179	So.	Birmingham, Mich./Glennwood HS-Alabama
24	Derrick Thomas	OF	R/R	6-3	211	r-Jr.	Roswell, Ga./Roswell
25	Michael Sillyman	1B	L/R	6-6	260	Fr.	Cordova, Tenn./Briarcrest
26	Carter White	C/1B	L/R	5-11	185	So.	Hoover, Ala./Spain Park
27	Zac Carter	OF/1B	R/R	6-3	218	So.	Memphis, Tenn./Houston
28	Dylan Toscano	RHP	R/R	6-5	205	So.	Franklin, Tenn./Independence
30	Drew Allen	INF	R/R	5-10	154	Jr.	Nashville, Tenn./Walters State CC
31	Sam Moll	LHP	L/L	5-11	187	Jr.	Lakeland, Tenn./St. Benedict
32	Jonathan Van Eaton	RHP	R/R	6-2	205	r-Jr.	Arlington, Tenn./Arlington
33	Jon Reed	RHP	R/R	6-2	197	Jr.	Tulsa, Okla./Walters State CC
37	Michael Wills	LHP	L/L	6-1	180	r-Sr.	Germantown, Tenn./Christian Brothers
39	Nate Rupiper	INF/C	R/R	5-11	189	So.	Collierville, Tenn./Christian Brothers
40	Josiah Ward	RHP	R/R	6-7	220	Sr.	Atoka, Tenn./Southwest Tenn. CC
42	Austin Hatfield	OF	R/R	5-11	172	So.	Huntsville, Ala./Huntsville
44	Connor Porter	RHP	R/R	6-7	200	Jr.	Newburgh, Ind./Olney Central College

Head Coach: 43 Daron Schoenrock (Tennessee Tech '84)

Assistant Coach: 34 Fred Corral (Sacramento State '98)

Assistant Coach: 3 Clay Greene (Tennessee '01)

Assistant Coach: 35 Zach Clark (Memphis '09)

Director of Operations: Al Woods

ALPHABETICAL ROSTER

23	Keaton Aldridge	C	18	Blake Myers	LHP
30	Drew Allen	INF	44	Connor Porter	RHP
6	Bryce Beeler	INF/OF	33	Jon Reed	RHP
27	Zac Carter	OF/1B	39	Nate Rupiper	INF/C
15	Craig Caufield	RHP	13	Erik Schoenrock	LHP
22	Corey Chafin	C	25	Michael Sillyman	1B
5	Tyler Dixon	OF	17	Colton Simbeck	OF
14	Clayton Gant	RHP	24	Derrick Thomas	OF
7	Drew Griffin	INF/RHP	28	Dylan Toscano	RHP
2	Ethan Gross	INF	8	Tucker Tubbs	INF
16	Alex Gunn	LHP	32	Jonathan Van Eaton	RHP
42	Austin Hatfield	OF	40	Josiah Ward	RHP
12	Heith Hatfield	RHP	26	Carter White	C/1B
11	Colin Lee	LHP	1	Zach Willis	INF
9	Jake Little	INF/OF	37	Michael Wills	LHP
20	Connor Mahoney	RHP	4	Ford Wilson	OF
31	Sam Moll	LHP			
10	Jacob Moody	LHP/OF			



Derrick Thomas



MEMPHIS

2013 SCHEDULE

FEBRUARY

15	ILLINOIS STATE	4:00p
16	ILLINOIS STATE	2:00p
17	ILLINOIS STATE	1:00p
19	ARKANSAS STATE	4:00p
22	MISSOURI	4:00p
23	MISSOURI	2:00p
24	MISSOURI	1:00p
26	at Mississippi	3:00p

MARCH

1	LOUISIANA-MONROE	4:00p
2	LOUISIANA-MONROE	2:00p
3	LOUISIANA-MONROE	1:00p
8	BUFFALO	6:30p
9	BUFFALO	2:00p
10	BUFFALO	1:00p
12	at Alabama	6:05p
13	at Alabama	6:05p
15	KENT STATE	6:30p
16	KENT STATE	2:00p
17	KENT STATE	1:00p
19	at UT-Martin	6:00p
22	at Tulane	6:30p
23	at Tulane	2:00p
24	at Tulane	1:00p
26	MIDDLE TENNESSEE	6:30p
27	MIDDLE TENNESSEE	4:00p
29	HOUSTON	6:30p
30	HOUSTON	2:00p
31	HOUSTON	12:30p

APRIL

2	MISSISSIPPI(AZ)	6:30p
5	UCF	6:30p
6	UCF	2:00p
7	UCF	1:00p
9	ARKANSAS-PINE BLUFF	6:30p
10	ARKANSAS-PINE BLUFF	6:30p
12	at UAB	6:30p
13	at UAB	2:00p
14	at UAB	1:00p
16	MURRAY STATE	6:30p
19	SOUTHERN MISS	6:30p
20	SOUTHERN MISS	2:00p
21	SOUTHERN MISS	1:00p
23	MISSISSIPPI STATE (AZ)	6:30p
26	at East Carolina	5:00p
27	at East Carolina	1:00p
28	at East Carolina	Noon
30	at Arkansas State	6:30p

MAY

1	BELMONT	6:30p
3	MARSHALL	6:30p
4	MARSHALL	2:00p
5	MARSHALL	1:00p
10	at Rice	6:30p
11	at Rice	2:00p
12	at Rice	1:00p
14	AUSTINPEAY	6:30p
16	at Southeast Missouri	6:00p
17	at Southeast Missouri	7:00p
18	at Southeast Missouri	1:00p
22-26	at C-USA Championship (Houston, Texas)	

All times Central and subject to change.

HOME GAMES IN CAPS.

Conference games in bold.

AZ -AutoZone Park

2012 RESULTS

Date	Opponent	Result	Record
FEBRUARY			
17	SIU-EDWARDSVILLE	L 2-4	0-1
18	SIU-EDWARDSVILLE	W 11-2	1-1
19	SIU-EDWARDSVILLE	L 7-10	1-2
22	AUSTINPEAY	(postponed)	
24	KENNESAW STATE	L 7-11	1-3
25	KENNESAW STATE	W 5-0	2-3
26	KENNESAW STATE	W 8-4	3-3
28	at (16) Mississippi	L 2-7	3-4
29	at Mississippi State	W 7-6	4-4
MARCH			
2	BRADLEY	L 2-6	4-5
3	BRADLEY	W 7-3	5-5
4	BRADLEY	L 4-5	5-6
6	at Louisiana-Monroe	L 4-5	5-7
7	at Louisiana-Monroe	L 7-11	5-8
9	at (25) Baylor	(cancelled)	
11	at (25) Baylor	L 1-2	5-9
11	at (25) Baylor	L 1-7	5-10
13	AUSTINPEAY	W 3-2	6-10
16	SIENA	L 3-6	6-11
17	SIENA (DH)	W 16-4	7-11
17	SIENA	W 6-0	8-11
20	ARKANSAS STATE	W 7-1	9-11
21	ARK.-PINE BLUFF	(postponed)	
23	(7) RICE	L 0-1	9-12
24	(7) RICE	L 4-15	9-13
25	(7) RICE	W 6-2	10-13
27	at Middle Tennessee	L 7-8	10-14
28	at Middle Tennessee	W 13-5	11-14
30	TULANE	W 10-0	12-14
30	TULANE	L 7-13	12-15
APRIL			
1	TULANE	L 3-7	12-16
4	at Tennessee	L 3-6	12-17
6	at Marshall (CH)	W 9-4	13-17
7	at Marshall (CH)	W 7-0	14-17
8	at Marshall (CH)	W 11-2	15-17
10	at Arkansas State	L 2-4	15-18
13	(30) EAST CAROLINA	L 2-5	15-19
14	(30) EAST CAROLINA	W 5-2	16-19
15	(30) EAST CAROLINA	L 7-14	16-20
18	at Murray State	W 10-4	17-20
20	at Southern Miss	L 1-2	17-21
21	at Southern Miss	L 0-2	17-22
22	at Southern Miss	L 1-2	17-23
24	(18) MISSISSIPPI (AZ)	W 4-2	18-23
27	at (7) UCF	L 3-4	18-24
28	at (7) UCF	W 6-5	19-24
29	at (7) UCF	W 1-0	20-24
MAY			
4	UAB	W 8-1	21-24
5	UAB	W 6-2	22-24
6	UAB	W 8-6	23-24
9	TENNESSEE	L 7-8	23-25
11	at Missouri	W 6-4	24-25
12	at Missouri	L 1-9	24-26
13	at Missouri	W 8-7	25-26
15	UT-MARTIN	W 13-3	26-26
17	at Houston	W 15-3	27-26
18	at Houston	W 8-7 (11)	28-26
19	at Houston	W 11-0	29-26
23	#vs. Southern Miss	W 14-3	30-26
24	#vs. Rice	W 3-2	31-26
25	#vs. Houston	L 3-7	31-27
27	#vs. UAB	L 0-5	31-28

#at Conference USA Championship (Pearl, Miss.)

HOME GAMES IN CAPS. Conference games in bold.

AZ -AutoZone Park, Memphis, Tenn.

CH -Charleston, W.Va.





2012 STATISTICS

(31-28, 14-10 C-USA)

BATTING

Player	AVG	GP-GS	AB	R	H	2B	3B	HR	RBI	TB	SLG%	BB	HBP	SO	GDP	OB%	SF	SH	SB-ATT	PO	A	E	FLD%
McClain	.392	58-58	232	49	91	13	0	3	36	113	.487	15	10	45	5	.448	2	3	13-19	82	4	6	.935
Hynes	.352	59-59	233	43	82	17	0	11	47	132	.567	19	10	32	9	.417	4	0	2-2	81	6	2	.978
Wilson, J.	.320	57-57	231	47	74	17	0	17	64	142	.615	27	3	31	2	.394	3	2	7-16	49	115	10	.943
Thomas	.273	55-54	209	27	57	12	1	4	37	83	.397	14	5	56	0	.332	1	5	20-25	126	3	4	.970
Gross	.251	59-59	243	41	61	7	1	0	19	70	.288	29	1	47	3	.332	1	8	4-7	92	158	8	.969
Wilson, F.	.245	56-48	155	26	38	5	1	1	10	48	.310	29	4	44	4	.378	0	8	2-3	123	5	1	.992
Rich	.226	56-51	186	21	42	9	0	3	29	60	.323	23	10	46	3	.338	3	3	3-4	445	20	5	.989

Rupiper	.379	11-7	29	4	11	0	0	0	1	11	.379	0	0	2	2	.379	0	0	1-2	46	8	0	1.000
White, C.	.358	25-18	67	10	24	6	0	0	8	30	.448	12	2	9	1	.469	0	3	3-5	14	10	2	.984
Beeler	.271	28-12	48	13	13	2	0	0	9	15	.313	6	0	5	0	.352	0	0	2-3	22	26	2	.960
Tubbs	.256	37-23	82	14	21	4	2	1	18	32	.390	10	0	14	5	.323	4	1	3-4	37	52	6	.937
Willis	.248	47-27	101	22	25	8	1	1	9	38	.376	24	4	20	1	.408	1	0	2-4	38	80	5	.959
Aldridge	.231	44-40	121	15	28	3	0	0	9	31	.256	14	6	34	1	.340	0	7	2-4	244	32	3	.989
Simbeck	.207	24-17	58	6	12	3	0	0	3	15	.259	5	2	30	0	.292	0	1	0-0	22	0	0	1.000
Carter	.000	15-1	6	7	0	0	0	0	0	0	.000	2	0	1	0	.250	0	0	0-0	1	0	0	1.000
Hatfield	.000	8-0	5	0	0	0	0	0	0	0	.000	0	0	4	0	.000	0	0	0-0	6	0	0	1.000
Totals	.289	59-59	2006	345	579	106	6	41	299	820	.409	229	57	420	36	.374	19	41	64-98	1547	599	60	.973
Opponents	.260	59-59	1940	272	505	87	11	25	240	689	.355	235	47	398	37	.350	26	40	65-95	1535	600	91	.959

PITCHING

Player	ERA	W-L	APP	GS	CGSHO/CBO	SV	IP	H	R	ER	BB	SO	2B	3B	HR	AB	B/Avg	WP	HBP	BK	SFA	SHA	
Langfield	2.79	7-6	15	15	1	0/1	0	93.2	70	36	29	47	111	15	2	3	336	.208	12	11	0	2	6
Moll	3.48	5-5	16	14	1	1/1	1	95.2	91	47	37	44	59	8	1	3	354	.257	4	5	1	5	11
Joiner	4.16	4-5	15	12	3	3/0	0	88.2	98	42	41	26	58	19	2	5	339	.289	2	6	1	7	6
Wills	4.73	4-2	16	12	1	0/0	0	70.1	79	45	37	21	43	13	3	6	276	.286	6	6	2	2	5

Ward	0.00	0-0	1	0	0	0/0	0	1.0	1	0	0	0	2	1	0	0	4	.250	0	0	0	0	0
Van Eaton	1.58	6-2	30	0	0	0/1	8	40.0	38	10	7	19	33	5	1	1	149	.255	6	2	0	1	4
Dailey	2.25	0-0	3	0	0	0/0	0	4.0	1	1	1	6	4	0	0	0	11	.091	3	1	0	1	0
Toscano, D.	3.05	0-0	11	0	0	0/0	0	20.2	8	8	7	13	19	2	0	0	66	.121	1	5	1	1	1
Bailey	4.04	3-3	22	1	0	0/0	0	35.2	39	17	16	13	18	9	0	2	136	.287	2	1	2	3	1
Farley	4.15	0-1	5	0	0	0/0	0	8.2	8	4	4	0	5	3	1	0	31	.258	0	1	0	0	2
Schoenrock	5.33	2-2	17	3	0	0/1	0	27.0	29	18	16	20	26	2	1	0	102	.284	11	1	1	3	2
Moody	5.79	0-0	9	0	0	0/0	0	9.1	4	8	6	12	11	0	0	0	32	.125	2	1	1	0	1
Wallace	10.12	0-0	5	0	0	0/0	0	5.1	8	6	6	5	4	0	0	3	24	.333	3	1	0	0	0
Gant	12.64	0-2	9	2	0	0/0	0	15.2	31	30	22	9	5	10	0	2	80	.388	0	6	2	1	1
Totals	4.00	31-28	59	59	6	6/2	9	515.2	505	272	229	235	398	87	11	25	1940	.260	52	47	11	26	40
Opponents	4.77	28-31	59	59	2	3/2	13	511.2	579	345	271	229	420	106	6	41	2006	.289	39	57	6	19	41

QUICK FACTS

Location: Houston, Texas
Founded: 1891
Enrollment: 6,082
Nickname: Owls
Colors: Blue and Gray
Home Field: Reckling Park (6,193)
Dimensions: 330-L, 400-C, 330-R
President: David W. Leebron
Athletics Director: Rick Greenspan
SWA: Stacy Mosely
Baseball Administrator: Jack Garrett

SPORTS INFORMATION

Baseball SID: John Sullivan
Office Phone: 713/348-5636
E-Mail: jsully@rice.edu
FAX: 713/348-6019
Cell: 832/250-9000
Press Box: 713/348-4931
Website: www.riceowls.com

BASEBALL FACTS


2012 Record: 41-19
2012 C-USA Record: 17-7
2012 C-USA Championship: 1-2
2012 Postseason: 1-2
NCAA Appearances: 18 (CWS-7)
NCAA Record: 75-42
All-Time Record: 1,669-1,167-14
Letterwinners R/L: 18/11
Starters R/L: 4/5
Pitchers R/L: 12/7



Reckling Park

Wayne Graham HEAD COACH

Alma Mater: Texas '70
Career Record: 1,528-493 (32nd)
Record at Rice: 953-380 (21st)
Assistant Coaches:
 (18) Patrick Hallmark (Rice '95)
 (19) Clay Van Hook (Texas '08)
Volunteer Assistant Coach:
 Scott Shepperd (Concordia '07)
Director of Baseball Operations:
 Daniel Watson (Rice '10)
Office Phone: 713-348-8864



David Leebron,
President



Rick Greenspan,
Athletics Director



Dr. Jack Garrett,
Baseball Administrator



John Sullivan,
SID



FOLLOW THE OWLS ONLINE

Official Website

www.RiceOwls.com

Facebook

www.facebook.com/riceathletics

Twitter

@riceowlsdotcom

2013 ROSTER

No	Name	Pos.	B/T	Ht.	Wt.	Year	Hometown/Previous School
1	Leon Byrd	INF	S/R	5-7	170	Fr.	Cypress, Texas/Cy Ranch
2	Shane Hoelscher	INF	R/R	6-0	195	Jr.	Belton, Texas/Belton
3	Connor Teykl	INF/RHP	L/R	6-3	188	Fr.	Sugar Land, Texas/Kempner
4	Hunter Kopycinski	C	R/R	5-11	175	Fr.	Houston, Texas/St. Thomas
5	Christian Stringer	INF	L/R	5-11	185	Sr.	Longview, Texas/Navarro College/Hallsville
7	Tyler Spurlin	P/INF	R/R	6-3	195	Sr.	The Woodlands, Texas/The Woodlands
8	Michael Ratterree	OF/IF	R/R	6-1	210	Sr.	Houston, Texas/Memorial
9	Beau Rathjen	OF	R/R	6-4	190	Fr.	Houston, Texas/Memorial
11	Ford Stainback	INF	S/R	5-11	170	So.	Dallas, Texas/Highland Park
12	Kirby Taylor	INF/OF	R/R	6-0	185	So.	Bellaire, Texas/San Jacinto College/Bellaire
13	John Simms	RHP	R/R	6-3	210	Jr.	The Woodlands, Texas/College Park
15	Michael Aquino	OF	R/R	5-10	170	Jr.	The Woodlands, Texas/College Park
17	Keenan Cook	OF	L/R	6-0	186	Jr.	The Woodlands, Texas/College Park
21	Austin Kubitza	RHP	L/R	6-5	202	Jr.	Colleyville, Texas/Heritage
22	John Williamson	OF	L/L	6-1	180	So.	Houston, Texas/Lamar
23	Kevin McCanna	RHP/UT	L/R	6-1	185	Fr.	The Woodlands, Texas/The Woodlands
24	Brian Smith	OF	R/R	6-3	225	Jr.	Cypress, Texas/Grayson College/Cypress Woods
25	Chase McDowell	RHP/OF	L/R	6-2	190	Jr.	College Station, Texas/A&M Consolidated
26	Blake Fox	LHP/INF	L/L	6-4	220	Fr.	Bellaire, Texas/Episcopal
27	Jordan Stephens	RHP	R/R	6-1	185	So.	Alvin, Texas/Alvin
28	Geoff Perrott	C	R/R	6-2	205	Sr.	Kingwood, Texas/Kingwood
32	Connor Mason	RHP	R/R	6-3	185	So.	Suwanee, Ga./home school
33	Zech Lemond	RHP	R/R	6-2	170	So.	Houston, Texas/Waltrip
35	Andrew Murphy	C	R/R	6-0	195	So.	Shreveport, La./Captain Shreve
36	Evan Rutter	RHP	R/R	6-3	190	So.	Spring, Texas/Klein
38	Matt Ditman	C	R/R	6-1	205	So.	Richmond, Texas/Lamar Consolidated
39	Holt McNair	LHP	L/L	6-1	180	Sr.	Austin, Texas/Westlake
40	Jeremy Fant	RHP	R/R	6-2	205	Sr.	Cypress, Texas/Cypress Woods
41	Ryan McCarthy	RHP	R/R	6-3	180	So.	Plano, Texas/Plano
43	Austin Orewiler	RHP	R/R	6-2	180	So.	Galveston, Texas/Ball
44	Skyler Ewing	INF/C	R/R	6-1	220	So.	Arlington, Texas/Arlington

Head Coach: 37 Wayne Graham (Texas '70)

Assistant Coach: 20 Patrick Hallmark (Rice '95)

Assistant Coach: 19 Clay Van Hook (Texas '08)

Director of Operations: Daniel Watson (Rice '10)

ALPHABETICAL ROSTER

15	Michael Aquino	OF	8	Michael Ratterree	OF/IF
1	Leon Byrd	INF	36	Evan Rutter	RHP
17	Keenan Cook	OF	13	John Simms	RHP
38	Matt Ditman	C	24	Brian Smith	OF
44	Skyler Ewing	INF/C	7	Tyler Spurlin	P/INF
40	Jeremy Fant	RHP	11	Ford Stainback	INF
26	Blake Fox	LHP/INF	27	Jordan Stephens	RHP
2	Shane Hoelscher	INF	5	Christian Stringer	INF
4	Hunter Kopycinski	C	12	Kirby Taylor	INF/OF
21	Austin Kubitza	RHP	3	Connor Teykl	INF/RHP
33	Zech Lemond	RHP	22	John Williamson	OF
32	Connor Mason	RHP			
23	Kevin McCanna	RHP/UT			
41	Ryan McCarthy	RHP			
25	Chase McDowell	RHP/OF			
39	Holt McNair	LHP			
35	Andrew Murphy	C			
43	Austin Orewiler	RHP			
28	Geoff Perrott	C			
9	Beau Rathjen	OF			



Michael Ratterree

2013 SCHEDULE

FEBRUARY

15	STANFORD	4:30p
16	STANFORD	2:00p
17	STANFORD	1:00p
19	DALLAS BAPTIST	4:30p
22	at Hawaii	10:35p
23	at Hawaii	5:05p
24	at Hawaii	5:05p
25	at Hawaii	10:35p

MARCH

1-3	<i>at Houston College Classic (Houston, Texas)</i>	
1	vs. North Carolina	3:30p
2	vs. Texas A&M	7:00p
3	vs. Baylor	5:30p
4	CALIFORNIA	3:00p
6	SAMHOUSTON STATE	6:30p
8	at FIU	5:00p
9	at FIU	3:00p
10	at FIU	10:00a
12	LOUISIANA TECH	6:30p
13	LOUISIANA TECH	6:00p
15	HARVARD	6:30p
16	HARVARD	2:00p
17	HARVARD	1:00p
19	STEPHEN F. AUSTIN	6:30p
20	UTSA	6:30p
22	at Southern Miss	6:00p
23	at Southern Miss	2:00p
24	at Southern Miss	1:00p
26	at Sam Houston State	6:30p
28	TULANE	6:30p
29	TULANE	6:30p
30	TULANE	2:00p

APRIL

1	TEXAS STATE	6:30p
5	at East Carolina	5:00p
6	at East Carolina	1:00p
7	at East Carolina	9:00a
9	at Lamar	6:30p
12	UCF	6:30p
13	UCF	2:00p
14	UCF	1:00p
16	TEXAS TECH	6:30p
17	TEXAS TECH	6:00p
19	at Houston	6:30p
20	at Houston	6:30p
21	at Houston	1:00p

MAY

1	LAMAR	6:30p
3	at UAB	6:30p
4	at UAB	2:00p
5	at UAB	12:00p
8	at Louisiana Tech	6:00p
10	MEMPHIS	6:30p
11	MEMPHIS	2:00p
12	MEMPHIS	1:00p
14	at Texas State	6:30p
16	MARSHALL	6:30p
17	MARSHALL	6:30p
18	MARSHALL	1:00p
22-26	C-USA CHAMPIONSHIP	

All times Central and subject to change.
HOME GAMES IN CAPS.

Conference games in bold.

2012 RESULTS

Date	Opponent	Result	Record
FEBRUARY			
17	FIU	W 6-2	1-0
18	FIU	W 5-4 (12)	2-0
19	FIU	W 8-1	3-0
21	NEWMEXICO STATE	W 7-5	4-0
22	NEWMEXICO STATE	W 12-4	5-0
24	DALLAS BAPTIST	W 6-5	6-0
25	DALLAS BAPTIST	W 2-0	7-0
26	DALLAS BAPTIST	W 7-3	8-0
28	at Houston	W 4-1	9-0
MARCH			
2-4	<i>at Houston College Classic (Houston, Texas)</i>		
2	vs. (18) Texas	L 8-11	9-1
3	vs. (27) Texas Tech	W 6-2	10-1
4	vs. Tennessee	W 11-1	11-1
6	vs. (21) Texas State	L 2-3	11-2
7	TEXAS A&M-C. CHRISTI	W 7-2	12-2
9	at (2) Stanford	L 2-4 (10)	12-3
10	at (2) Stanford	L 6-11	12-4
11	at (2) Stanford	W 1-0	13-4
13	(6) ARIZONA	W 5-1	14-4
14	(6) ARIZONA	L 5-8	14-5
17	GRAMBLING STATE	W 12-1	15-5
18	GRAMBLING STATE	L 4-5	15-6
20	UTSA	W 9-1	16-6
21	LAMAR	L 4-5	16-7
23	at Memphis	W 1-0	17-7
24	at Memphis	W 15-4	18-7
25	at Memphis	L 2-6	18-8
27	at Lamar	W 17-2	19-8
30	SOUTHERN MISS	W 6-3	20-8
31	SOUTHERN MISS	L 1-2	20-9
APRIL			
1	SOUTHERN MISS	W 8-6	21-9
3	(24) SAMHOUSTON STATE	L 1-2	21-10
5	at Tulane	W 5-4	22-10
6	at Tulane	L 2-7	22-11
7	at Tulane	W 5-0	23-11
10	TEXAS STATE	W 6-5	24-11
13	at Marshall (CH)	W 9-0	25-11
14	at Marshall (CH)	W 5-1	26-11
15	at Marshall (CH)	W 3-1	27-11
17	at (2) Texas A&M	W 5-4	28-11
20	(29) EAST CAROLINA	W 2-0	29-11
21	(29) EAST CAROLINA	W 6-2 (10)	30-11
22	(29) EAST CAROLINA	L 3-4	30-12
MAY			
2	TEXAS SOUTHERN	W 6-5 (11)	31-12
4	HOUSTON	L 6-11	31-13
5	HOUSTON	W 4-3 (10)	32-13
6	HOUSTON	W 8-2	33-13
8	STEPHEN F. AUSTIN	W 6-0	34-13
11	UAB	W 12-2	35-13
12	UAB	W 8-6	36-13
13	UAB	L 5-6 (12)	36-14
15	at (29) Sam Houston State	W 5-0	37-14
17	at (13) UCF	L 6-8	37-15
18	at (13) UCF	W 9-2	38-15
19	at (13) UCF	W 5-2	39-15
23	#vs. Houston	W 7-5	40-15
24	#vs. Memphis	L 2-3	40-16
26	#vs. Southern Miss	L 2-4	40-17
JUNE			
1	%PRAIRIE VIEW	W 3-2	41-17
2	%ARKANSAS	L 0-1	41-18
3	%SAMHOUSTON STATE	L 1-4	41-19

#at Conference USA Championship (Pearl, Miss.)

%NCAA CHAMPIONSHIP

HOME GAMES IN CAPS. Conference games in bold. All times Central.

CH-Charleston, W. Va.

2012 STATISTICS

(41-19, 17-7 C-USA)

BATTING

Player	AVG	GP-GS	AB	R	H	2B	3B	HR	RBI	TB	SLG%	BB	HBP	SO	GDP	OB%	SF	SHSB-ATT	PO	A	E	FLD%	
Stringer	.343	59-59	236	58	81	12	3	3	36	108	.458	38	9	28	6	.448	3	3	6-11	136	178	7	.978
Rathjen	.329	60-60	219	39	72	14	1	9	42	115	.525	34	10	26	1	.428	8	3	6-8	81	4	1	.988
Chargois	.323	51-49	189	26	61	10	0	0	31	71	.376	28	3	30	4	.411	4	2	1-2	157	17	2	.989
Fuda	.298	60-60	245	36	73	12	3	8	45	115	.469	14	3	59	9	.338	4	9	9-11	104	6	5	.957
Manuel	.275	58-45	171	19	47	6	0	2	25	59	.345	18	9	13	3	.370	2	7	1-1	383	80	0	1.000
Hoelscher	.244	59-59	217	36	53	9	1	4	30	76	.350	26	6	35	9	.337	3	8	5-7	30	121	11	.932
Ratterree	.233	56-54	189	39	44	13	1	6	32	77	.407	42	4	39	1	.378	3	6	6-8	82	4	5	.945
Lewis	.225	52-44	151	14	34	7	1	2	28	49	.325	23	6	25	5	.346	2	6	4-6	406	15	3	.993

Aquino	.324	23-16	37	1	12	2	0	0	3	14	.378	4	1	6	1	.395	1	1	0-0	0	0	0	.000
Cook	.304	27-6	46	9	14	2	0	0	3	16	.348	5	1	5	1	.385	0	0	3-4	4	0	0	1.000
Perrott	.289	30-15	38	10	11	5	0	0	2	16	.421	7	2	3	1	.426	0	2	0-0	113	23	2	.986
Stainback	.289	47-36	142	30	41	8	0	0	17	49	.345	30	1	31	0	.411	2	3	2-2	57	83	10	.933
McDowell	.243	18-8	37	6	9	2	0	1	5	14	.378	4	1	9	1	.333	0	0	0-1	4	2	0	1.000
Ewing	.182	9-2	11	0	2	0	0	0	0	2	.182	0	0	0	0	.182	0	0	1-1	6	0	0	1.000
Hamilton	.151	35-26	86	10	13	4	0	0	4	17	.198	6	4	16	3	.240	0	3	5-5	45	71	7	.943
Murphy	.000	3-1	3	0	0	0	0	0	0	0	.000	0	0	2	1	.000	0	0	0-0	1	0	0	1.000
Gonzales-Luna	.000	14-0	1	3	0	0	0	0	0	0	.000	0	0	1	0	.000	0	0	0-0	0	0	0	.000

Totals	.281	60-60	2018	336	567	106	10	35	303	798	.395	279	60	328	46	.379	32	53	49-67	1628	693	60	.975
Opponents	.217	60-60	1939	199	421	59	9	10	182	528	.272	216	59	547	42	.313	8	55	53-74	1576	635	79	.966

PITCHING

Player	ERA	W-L	APP	GS	CGSHO/CBO	SV	IP	H	R	ER	BB	SO	2B	3B	HR	AB	B/Avg	WP	HBP	BK	SFA	SHA	
Simms	2.56	6-0	25	4	0	0/1	0	63.1	47	21	18	22	59	4	1	1	224	.210	5	4	0	1	10
Kubitza	2.69	6-5	16	15	0	0/1	0	80.1	60	32	24	38	73	10	0	1	285	.211	3	9	0	0	11
Benak	2.70	7-2	16	14	0	0/2	0	66.2	63	25	20	18	72	8	0	3	250	.252	3	7	1	1	9
Reckling	2.98	8-3	17	15	2	2/3	0	87.2	58	31	29	36	99	7	0	1	310	.187	12	22	0	1	1
Wall	3.08	6-4	29	0	0	0/3	1	61.1	50	22	21	24	51	11	3	0	220	.227	4	2	1	2	5

Rutter	0.00	0-0	6	0	0	0/0	0	7.1	6	0	0	0	3	0	0	0	28	.214	0	0	0	0	0
McNair	0.00	0-0	2	0	0	0/0	0	0.1	1	0	0	1	0	0	0	2	.500	0	0	0	0	0	0
Duffey	1.93	1-1	36	0	0	0/2	7	51.1	33	12	11	21	68	4	1	2	182	.181	3	2	0	0	3
Chargois	2.15	4-1	25	0	0	0/2	8	37.2	28	11	9	12	38	5	2	1	133	.211	3	2	0	0	8
Lemond	2.52	1-0	15	2	0	0/1	1	35.2	27	15	10	15	32	3	1	0	125	.216	0	2	0	2	4
Stephens	4.38	2-3	14	8	0	0/1	0	39.0	30	19	19	25	40	4	1	0	132	.227	8	8	1	1	3
McDowell	4.50	0-0	9	2	0	0/0	0	10.0	13	5	5	1	9	0	0	1	38	.342	0	0	0	0	1
T.Simms	22.50	0-0	3	0	0	0/0	0	2.0	4	5	5	2	3	2	0	0	9	.444	0	1	0	0	0
Kottman	99.00	0-0	1	0	0	0/0	0	0.0	1	1	1	1	0	1	0	0	1	1.000	0	0	0	0	0

Totals	2.85	41-19	60	60	2	8/6	17	542.2	421	199	172	216	547	59	9	10	1939	.217	41	59	3	8	55
Opponents	4.97	19-41	60	60	1	1/1	12	525.1	567	336	290	279	328	106	10	35	2018	.281	38	60	4	32	53



QUICK FACTS


Location: Hattiesburg, Miss.
Founded: 1910
Enrollment: 17,254
Nickname: Golden Eagles
Colors: Black and Gold
Home Field: Hill Denson Field/
 Pete Taylor Park
Dimensions: 340-L, 400-C, 340-R
Interim President: Dr. Aubrey K. Lucas
Athletics Director: Jeff Hammond
SWA: Sonya Varnell
Baseball Administrator: Jeremy McClain

SPORTS INFORMATION

Baseball SID: Jack Duggan
Office Phone: 601/266-4503
E-Mail: Jack.Duggan@usm.edu
FAX: 601/266-4507
Cell: 601/596-5637
Press Box: 601/266-5684
Website: www.southernmiss.com

BASEBALL FACTS

2012 Record: 32-24
2012 C-USA Record: 14-10
2012 C-USA Championship: 2-1
2012 Postseason: N/A
NCAA Appearances: 12
NCAA Record: 16-25
All-Time Record: 1,508-1,220-10
Letterwinners R/L: 22/6
Starters R/L: 7/2
Pitchers R/L: 10/3



Pete Taylor Park

Scott Berry HEAD COACH

Alma Mater: Southwest Missouri State '86
Career Record: 107-67 (4th)
Record at Southern Miss: 107-67 (4th)
Assistant Coaches:
 (9) Chad Caillet (Southern Miss '99)
 (13) Michael Federico (Southern Miss '99)
 (10) Todd McInnis (Southern Miss '10)
Director of Baseball Operations:
 Michael Shields (Louisiana-Monroe '10)
Office Phone: 601-266-6542



Dr. Aubrey K. Lucas,
Interim President



Jeff Hammond,
Athletics Director



Jeremy McClain,
Baseball Administrator



Jack Duggan, SID



FOLLOW THE EAGLES ONLINE

Official Website
www.SouthernMiss.com
Facebook
 Southern Miss Athletics
Twitter
 @somissbaseball





2013 ROSTER

No.	Name	Pos.	B/T	Ht.	Wt.	Year	Hometown/Previous School
1	Chase Fowler	C	B/R	6-1	180	Sr.	Cumming, Ga./South Forsyth
2	A.J. Glasshof	LHP	L/L	6-0	215	Jr.	Sugar Land, Texas/San Jacinto College
3	Bradley Roney	INF/P	R/R	6-1	190	So.	Wetumpka, Ala./Wetumpka
4	Breck Kline	INF	R/R	5-11	185	r-Fr.	Slidell, La./Northshore
5	Andrew Furr	OF	L/L	6-2	201	So.	Ackerman, Miss./Ackerman
6	James McMahon	IF/P	R/R	6-0	220	So.	Hattiesburg, Miss./Oak Grove
7	Connor Barron	INF	L/R	6-3	190	So.	Hattiesburg, Miss./Sumrall
8	Jay Myrick	RHP	R/R	5-9	170	Jr.	Spanish Fort, Ala./Spanish Fort
11	Luke Lowery	LHP	S/L	6-0	205	r-Fr.	Sumrall, Miss./Sumrall
12	Andrew Pierce	RHP	R/R	6-4	160	Sr.	Stringer, Miss./Jones JC
14	Dillon Day	OF/P	L/L	6-0	160	Sr.	Geismar, La./Dutchtown
15	Michael Sterling	INF	R/R	5-11	175	So.	Meridian, Miss./Meridian
16	Isaac Rodriguez	INF	R/R	5-10	189	Sr.	Weston, Fla./Cypress Bay
17	Travis Creel	INF	R/R	6-2	190	Sr.	Ocean Springs, Miss./Ocean Springs
18	Austin Roussel	C	L/R	6-1	205	So.	Hester, La./Lutcher
19	Daniel Wineski	RHP	R/R	6-1	192	Jr.	Ocean Springs, Miss./Miss. Gulf Coast CC
20	Boomer Scarborough	RHP	R/R	6-1	255	Jr.	Pass Christian, Miss./St. Stanislaus
21	Nick Dawson	INF	R/R	6-0	180	Fr.	Bartlett, Tenn./Bartlett
22	Blake Brown	INF	R/R	6-5	225	Sr.	Semmes, Ala./Pensacola JC
23	Jake Winston	P/INF	L/R	6-2	180	Fr.	Vidalia, La./Trinity Episcopal
24	Paxton King	LHP	R/L	6-2	215	Sr.	Brookhaven, Miss./Brookhaven
25	Mason Robbins	OF/P	L/L	6-2	215	So.	Leakesville, Miss./George County
26	Tim Lynch	INF	L/R	6-2	233	Fr.	Jupiter, Fla./Dwyer
27	Sean Buchholz	RHP	R/R	6-5	210	Jr.	Carpentersville, Ill./John A. Logan College
28	Cody Livingston	LHP	L/L	6-3	210	So.	Brandon, Miss./Northwest Rankin
29	Jake Drehoff	LHP	L/L	6-4	195	So.	Alpharetta, Ga./South Forsyth
30	Taylor Nunez	RHP	R/R	6-4	205	So.	Slidell, La./Salmen
32	Jared Bales	C	R/R	6-3	230	Jr.	Picayune, Miss./Picayune
33	Joey Harris	OF	R/R	6-2	205	Jr.	Gulfport, Miss./Miss. Gulf Coast CC
34	Conor Fisk	RHP	R/R	6-2	225	Jr.	Brown Deer, Wis./Wabash Valley College
35	Cameron Giannini	RHP	R/R	6-3	234	Jr.	Danville, Va./San Jacinto JC
36	Nick Johnson	RHP	R/R	6-2	196	r-Fr.	Ridgeland, Miss./Ridgeland
37	Cody Carroll	RHP	R/R	6-5	205	r-Fr.	Mt. Juliet, Tenn./Mt. Juliet
39	Ryan Ellis	IF/OF	L/L	6-1	200	So.	Columbia, Miss./Columbia
41	David Walley	C	R/R	6-0	205	Jr.	Richton, Miss./Jones JC

Head Coach: 40 Scott Berry (Southwest Missouri State '86)

Assistant Coach: 9 Chad Caillet (Southern Miss '99)

Assistant Coach: 13 Michael Federico (Southern Miss '99)

Assistant Coach: 10 Todd McClinnis (Southern Miss '10)

Director of Operations: Michael Shields (Louisiana-Monroe '10)

ALPHABETICAL ROSTER

32	Jared Bales	C	4	Breck Kline	INF
7	Connor Barron	INF	28	Cody Livingston	LHP
22	Blake Brown	INF	11	Luke Lowery	LHP
27	Sean Buchholz	RHP	26	Tim Lynch	INF
37	Cody Carroll	RHP	6	James McMahon	IF/P
17	Travis Creel	INF	8	Jay Myrick	RHP
21	Nick Dawson	INF	30	Taylor Nunez	RHP
14	Dillon Day	OF/P	12	Andrew Pierce	RHP
29	Jake Drehoff	LHP	25	Mason Robbins	OF/P
39	Ryan Ellis	IF/OF	16	Isaac Rodriguez	INF
34	Conor Fisk	RHP	3	Bradley Roney	INF/P
1	Chase Fowler	C	18	Austin Roussel	C
5	Andrew Furr	OF	20	Boomer Scarborough	RHP
35	Cameron Giannini	RHP	15	Michael Sterling	INF
2	A.J. Glasshof	LHP	41	David Walley	C
33	Joey Harris	OF	19	Daniel Wineski	RHP
36	Nick Johnson	RHP	23	Jake Winston	P/INF
24	Paxton King	LHP			



Mason Robbins



2013 SCHEDULE

FEBRUARY

15	MISSOURI	4:00p
16	MISSOURI	2:00p
17	MISSOURI	1:00p
19	at Alabama	6:05p
22-24	<i>Southern Miss Invitational</i>	
22	EASTERN ILLINOIS	6:00p
23	MISSOURI STATE	4:00p
24	ALCORN STATE	3:00p
26	at Louisiana-Monroe	6:00p

MARCH

1	at Troy	6:00p
2	at Troy	1:00p
3	at Troy	1:00p
6	at South Alabama	6:30p
8	LOUISIANA-LAFAYETTE	6:00p
9	LOUISIANA-LAFAYETTE	2:00p
10	LOUISIANA-LAFAYETTE	1:00p
12	vs. Mississippi State (P)	6:30p
15	CENTRAL ARKANSAS	6:00p
16	CENTRAL ARKANSAS	1:00p
17	CENTRAL ARKANSAS	1:00p
20	vs. Auburn (MB)	7:00p
22	RICE	6:00p
23	RICE	2:00p
24	RICE	1:00p
26	SOUTH ALABAMA	6:00p
28	at UCF	5:30p
29	at UCF	5:30p
30	at UCF	11:30a

APRIL

3	vs. LSU (Z)	7:00p
5	TULANE	6:00p
6	TULANE	2:00p
7	TULANE	1:00p
9	at New Orleans	6:30p
10	NEW ORLEANS	6:00p
12	MARSHALL	6:00p
13	MARSHALL	2:00p
14	MARSHALL	10:30a
16	vs. Mississippi (P)	6:30p
19	at Memphis	6:30p
20	at Memphis	2:00p
21	at Memphis	1:00p
24	ALABAMA	6:00p
26	UAB	6:00p
27	UAB	2:00p
28	UAB	1:00p
30	LOUISIANA-MONROE	6:00p

MAY

3	at East Carolina	5:00p
4	at East Carolina	1:00p
5	at East Carolina	10:00a
10	SIU-EDWARDSVILLE	6:00p
11	SIU-EDWARDSVILLE	2:00p
12	SIU-EDWARDSVILLE	1:00p
14	MISSISSIPPI	6:00p
16	at Houston	6:30p
17	at Houston	6:30p
18	at Houston	1:00p
22-26	at C-USA Championship (Houston, Texas)	

All times Central and subject to change.

HOME GAMES IN CAPS.

Conference games in bold.

P - Pearl, Miss.

MB - Mobile, Ala.

Z - Metairie, La.

2012 RESULTS

Date	Opponent	Result	Record
FEBRUARY			
17	NICHOLLS STATE	L 4-5	0-1
19	NICHOLLS STATE	W 5-1	1-1
19	NICHOLLS STATE	W 5-2	2-1
22	at Louisiana-Monroe	L 1-2	2-2
24	TROY	L 0-3	2-3
25	TROY	W 2-1	3-3
26	TROY	W 8-1	4-3
28	MISSISSIPPI VALLEY STATE	W 5-1	5-3
29	ALABAMA	W 14-2	6-3
MARCH			
2-4	at Auburn Tournament (Auburn, Ala.)		
2	vs. Charleston Southern	W 16-2	7-3
3	vs. Purdue	L 9-10	7-4
4	at Auburn	W 5-4	8-4
6	SOUTH ALABAMA	L 3-5	8-5
9	at Louisiana-Lafayette	L 5-11	8-6
10	at Louisiana-Lafayette	W 4-3	9-6
11	at Louisiana-Lafayette	W 11-3	10-6
13	at Alabama	L 3-8	10-7
16	MURRAY STATE	L 6-11	10-8
17	MURRAY STATE	W 9-7	11-8
18	MURRAY STATE	L 4-6	11-9
20	at (17) Mississippi	W 10-0	12-9
23	HOUSTON	W 8-0	13-9
24	HOUSTON	W 17-2	14-9
25	HOUSTON	L 5-10	14-10
27	LOUISIANA-MONROE	W 7-5	15-10
30	at (11) Rice	L 3-6	15-11
31	at (11) Rice	W 2-1	16-11
APRIL			
1	at (11) Rice	L 6-8	16-12
3	vs. (10) Mississippi (P)	(postponed)	
5	ALCORN STATE	W 9-7	17-12
6	ALCORN STATE	W 13-1	18-12
7	ALCORN STATE	W 17-3	19-12
11	vs. (3) LSU (Z)	L 2-8	19-13
13	(13) UCF	W 1-0 (14)	20-13
14	(13) UCF	L 6-11	20-14
15	(13) UCF	L 3-12	20-15
18	at South Alabama	L 7-8	20-16
20	MEMPHIS	W 2-1	21-16
21	MEMPHIS	W 2-0	22-16
22	MEMPHIS	W 2-1	23-16
24	vs. Mississippi State (P)	L 0-5	23-17
27	at Marshall (CH)	W 2-0	24-17
28	at Marshall (CH)	L 1-2	24-18
29	at Marshall (CH)	W 5-3	25-18
MAY			
1	vs. (24) Mississippi (P)	L 0-3	25-19
2	GRAMBLING STATE	(postponed)	
4	at Tulane	L 5-9	25-20
5	at Tulane	L 2-3	25-21
6	at Tulane	L 3-4	25-22
11	(30) EAST CAROLINA	W 1-0	26-22
12	(30) EAST CAROLINA	W 5-3	27-22
13	(30) EAST CAROLINA	W 5-4 (12)	28-22
17	at UAB	L 1-2	28-23
18	at UAB	W 11-5	29-23
19	at UAB	W 8-5	30-23
23	#vs. Memphis	L 3-14	30-24
24	#vs. Houston	W 8-7 (10)	31-24
26	#vs. Rice	W 3-2	32-24

#at Conference USA Championship (Pearl, Miss.)

HOME GAMES IN CAPS. Conference games in bold.

Z - Zephyr Field, Metairie, La.

CH - Charleston, W. Va.





2012 STATISTICS

(32-24, 14-10 C-USA)

BATTING

Player	AVG	GP-GS	AB	R	H	2B	3B	HR	RBI	TB	SLG%	BB	HBP	SO	GDP	OB%	SF	SH	SB-ATT	PO	A	E	FLD%
Graeter	.346	56-56	214	45	74	15	1	1	30	94	.439	27	4	38	1	.422	4	2	6-13	83	167	11	.958
Robbins	.330	54-50	215	36	71	11	5	3	38	101	.470	6	3	48	0	.356	1	1	7-8	64	7	2	.973
Day	.290	51-50	193	22	56	10	4	0	20	74	.383	16	2	32	1	.341	6	6	7-9	104	4	4	.964
Rodriguez	.276	47-41	152	18	42	6	0	0	14	48	.316	13	3	16	4	.343	1	7	3-4	90	111	2	.990
Brown	.271	56-54	192	37	52	13	2	6	41	87	.453	30	6	64	6	.383	2	2	1-2	485	28	2	.996
Creel	.231	50-44	143	20	33	8	0	2	22	47	.329	14	1	37	1	.296	4	12	2-2	38	93	8	.942
Roussel	.338	31-16	68	11	23	2	1	0	8	27	.397	12	0	10	0	.432	1	0	3-4	90	8	3	.970
Sterling	.288	51-38	125	39	36	4	0	1	16	43	.344	22	28	28	2	.486	2	7	11-15	83	40	6	.953
Bales	.269	8-8	26	2	7	0	0	0	1	7	.269	2	1	4	2	.345	0	0	0-0	22	4	0	1.000
Barron	.250	39-32	120	30	30	4	1	0	17	36	.300	26	2	38	2	.392	0	1	5-7	23	30	9	.855
Brunty	.248	39-35	129	13	32	4	1	0	18	38	.295	15	2	19	2	.329	3	2	4-7	68	2	0	1.000
Ch. Fowler	.239	44-40	134	12	32	3	2	0	17	39	.291	10	6	23	5	.318	1	1	2-2	258	44	2	.993
Roney	.227	18-10	44	5	10	1	0	2	10	17	.386	5	0	13	0	.306	0	1	2-2	7	15	0	1.000
Martin	.208	31-13	48	5	10	4	0	0	9	14	.292	7	2	5	0	.322	2	4	3-4	14	0	1	.933
R. Ellis	.208	21-12	53	8	11	3	0	0	8	14	.264	6	2	8	2	.306	1	0	1-1	37	0	1	.974
Furr	.200	16-5	20	3	4	0	0	0	4	4	.200	4	2	5	0	.370	1	0	0-1	7	0	0	1.000
McMahon	.000	2-0	2	0	0	0	0	0	0	0	.000	0	0	2	0	.000	0	0	0-0	1	4	2	.714
Totals	.278	56-56	1878	306	523	88	17	15	273	690	.367	215	64	390	28	.367	29	46	57-81	1488	633	57	.974
Opponents	.250	56-56	1850	244	462	77	7	20	214	613	.331	219	69	365	42	.348	15	43	46-69	1467	608	77	.964

PITCHING

Player	ERA	W-L	APP	GS	CGSHO/CBO	SV	IP	H	R	ER	BB	SO	2B	3B	HR	AB	B/Avg	WP	HBP	BK	SFA	SHA	
Pierce	1.99	7-4	15	14	2	1/3	0	99.1	88	23	22	16	96	13	0	2	369	.238	3	9	0	0	7
Drehoff	3.51	6-2	15	15	1	0/1	0	95.0	85	38	37	35	57	19	4	2	350	.243	6	7	1	2	7
Roney	2.42	2-1	20	0	0	0/3	11	26.0	18	7	7	14	26	3	0	0	90	.200	3	1	0	3	2
Scarborough	3.35	2-2	10	9	0	0/1	0	40.1	29	17	15	30	30	5	1	1	143	.203	9	10	1	0	4
Horn	3.57	1-3	17	2	0	0/1	1	22.2	37	15	9	10	21	7	0	0	103	.359	6	1	0	0	0
Day	3.60	0-1	1	1	0	0/0	0	5.0	6	3	2	1	3	1	0	0	18	.333	2	0	0	1	1
Giannini	3.67	3-3	16	0	0	0/0	1	27.0	24	13	11	11	12	5	0	2	98	.245	3	3	1	1	1
Robbins	4.01	1-0	10	6	0	0/0	0	33.2	37	17	15	12	17	6	0	4	130	.285	0	0	1	0	7
Livingston	4.25	3-1	20	1	0	0/0	0	29.2	28	18	14	12	22	3	0	2	114	.246	3	9	1	0	4
Nunez	4.74	1-3	8	5	0	0/0	0	24.2	18	15	13	12	16	1	1	0	86	.209	3	10	1	1	1
McMahon	5.11	2-1	17	0	0	0/2	3	37.0	31	27	21	23	23	6	1	0	138	.225	6	7	0	2	2
Myrick	5.94	2-1	11	3	0	0/0	0	33.1	29	24	22	27	26	2	0	5	118	.246	3	2	1	3	3
Warren	7.94	1-0	8	0	0	0/0	0	5.2	5	5	5	4	3	1	0	0	18	.278	2	4	0	1	1
King	8.80	1-1	9	0	0	0/1	0	15.1	25	19	15	7	12	5	0	1	69	.362	0	3	0	1	2
Rogers	20.25	0-1	5	0	0	0/0	0	1.1	2	3	3	5	1	0	0	1	6	.333	0	3	0	0	1
Totals	3.83	32-24	56	56	3	6/5	16	496.0	462	244	211	219	365	77	7	20	1850	.250	49	69	7	15	43
Opponents	4.51	24-32	56	56	1	3/3	14	489.0	523	306	245	215	390	88	17	15	1878	.278	54	64	4	29	46



QUICK FACTS

Location: New Orleans, La.
Founded: 1834
Enrollment: 13,359
Nickname: Green Wave
Colors: Olive Green and Sky Blue
Home Field: Greer Field at Turchin Stadium (5,000)
Dimensions: 325 L, 400 C, 325 R
President: Dr. Scott Cowen
Athletics Director: Rick Dickson
SWA: TBA
Baseball Administrator: Joe Cali

SPORTS INFORMATION

Baseball SID: Curtis Akey
Office Phone: 504/314-7271
E-Mail: cakey@tulane.edu
FAX: 504/865-5512
Cell: 504/495-4073
Press Box: 504/862-8224
Website: www.tulane.greenwave.com

BASEBALL FACTS

2012 Record: 38-20
2012 C-USA Record: 14-10
2012 C-USA Championship: 1-2
2012 Postseason: N/A
NCAA Appearances: 19 (2-CWS)
NCAA Record: 35-40
All-Time Record: 1,856-1,261-18
Letterwinners R/L: 20/7
Starters R/L: 7/2
Pitchers R/L: 4/0



Greer Field at Turchin Stadium

Rick Jones HEAD COACH

Alma Mater: UNC Wilmington '75
Career Record: 1,050-494-3 (27th)
Record at Tulane: 774-401-2 (20th)
Associate Head Coach:
 (18) Chad Sutter (Tulane '00)
Assistant Coaches:
 (24) Jake Gautreau (Tulane '10)
 (32) Shooter Hunt (Tulane '08)
Director of Baseball Operations:
 Brian Meyer (Otterbein '04)
Office Phone: 504-862-8216



Dr. Scott Cowen,
President



Rick Dickson,
Athletics Director



Joe Cali,
Baseball Administrator



Curtis Akey, SID



FOLLOW THE GREEN WAVE ONLINE

Official Website

www.TulaneGreenWave.com

Facebook

GreenWaveBaseball

Twitter

@GreenWaveBSB

Blog

<http://greenwaveblog.com>



2013 ROSTER

No	Name	Pos.	B/T	Ht.	Wt.	Year	Hometown/Previous School
1	Chris LaVorgna	OF	R/R	6-0	180	Fr.	North Haven, Conn./North Haven
2	Garrett Cannizaro	INF	R/R	5-11	185	Sr.	Mandeville, La./Mandeville
3	Briggs Barrios	INF/OF	L/L	5-11	195	Jr.	Metairie, La./Jesuit
4	Brandon Boudreaux	OF	L/R	5-10	190	Sr.	Mandeville, La./St. Paul's School
5	Randy LeBlanc	RHP	R/R	6-4	195	RS So.	Abita Springs, La./Covington
6	David Napoli	LHP	R/L	5-10	180	Sr.	New Orleans, La./Newman
7	Tim Yandel	OF/INF	R/R	6-1	190	Fr.	Woodstock, Ga./Etowah
8	Richard Carthon	OF	L/R	5-8	195	Fr.	Shreveport, La./C.E. Byrd
9	Brennan Middleton	INF	R/R	6-0	190	Sr.	Baton Rouge, La./Parkview Baptist
11	Bowen Woodson	INF/OF	R/R	6-0	190	RS Jr.	Vicksburg, Miss./Vicksburg
13	Kyle McKenzie	RHP	L/R	6-0	170	RS Jr.	Boston, Mass./Thayer Academy
14	Chad Vanaman	C	R/R	5-11	190	RS Fr.	Corpus Christi, Texas/Calallen
15	Max Goodman	OF	L/L	5-9	175	Jr.	Boca Raton, Fla./American Heritage Delray
17	Blake Crohan	C/OF	R/R	5-11	170	Sr.	Roswell, Ga./Lassiter
19	Andrew Reeves	RHP	R/R	6-1	205	Sr.	Baton Rouge, Louisiana/Parkview Baptist
20	Brady Wilson	LHP	R/L	6-2	175	Jr.	Central, La./Parkview Baptist
21	Sean Potkay	INF/OF	R/R	6-3	220	Sr.	Bozeman, Montana/Bozeman
22	Alex Byo	RHP	R/R	6-2	200	Sr.	Baton Rouge, La./Parkview Baptist
23	Greg Miller	RHP	R/R	6-2	215	RS Jr.	Bristol, Conn./Avon Old Farms
26	Alex Facundus	RHP	R/R	6-0	180	Jr.	Baton Rouge, La./Catholic
28	Alex Massey	RHP	R/R	6-2	180	So.	Baton Rouge, Louisiana/Catholic
29	Emerson Gibbs	RHP	L/R	6-1	180	Fr.	River Ridge, La./Jesuit
30	Hunter Lapeyre	INF	R/R	6-0	180	Fr.	New Orleans, La./Newman
31	Tyler Mapes	RHP	R/R	6-1	190	Sr.	Plano, Texas/Newman Smith
33	Ian Gibaut	RHP	R/R	6-3	215	Fr.	Houston, Texas/Lamar
34	Tucker Oakley	INF/P	R/R	6-1	205	Sr.	Mission, Texas/Sharyland
35	Cameron Burns	C	R/R	6-0	165	Fr.	Bellaire, Texas/Bellaire
37	Nick DiMaggio	INF	R/R	5-10	165	RS Jr.	Metairie, La./St. Martin's Episcopal
38	Daniel Rankin	RHP	L/R	6-2	170	Fr.	Katy, Texas/Seven Lakes
40	Tyler Chamberlain-Simon	C	R/R	5-9	155	RS Jr.	Riverwoods, Ill./Deerfield
41	Andrew Garner	OF/P	R/R	6-2	180	Jr.	Lake Jackson, Texas/Brazoswood
43	Matt Braud	UT	R/R	5-9	160	Fr.	River Ridge, La./Jesuit
44	Tony Rizzotti	RHP	R/R	6-4	225	RS So.	Arlington, Texas/James Martin
45	Chris Demetriades	RHP/OF	L/R	6-1	195	RS Fr.	The Woodlands, Texas/The John Cooper

Head Coach: 10 Rick Jones (UNC Wilmington '75)

Associate Head Coach: 18 Chad Sutter (Tulane '00)

Assistant Coach: 24 Jake Gautreau (Tulane '11)

Assistant Coach: 32 Shooter Hunt (Tulane '08)

Director of Operations: Brian Meyer (Otterbein '04)

ALPHABETICAL ROSTER

3	Briggs Barrios	INF/OF	1	Chris LaVorgna	OF
4	Brandon Boudreaux	OF	5	Randy LeBlanc	RHP
43	Matt Braud	UT	31	Tyler Mapes	RHP
35	Cameron Burns	C	28	Alex Massey	RHP
22	Alex Byo	RHP	13	Kyle McKenzie	RHP
2	Garrett Cannizaro	INF	9	Brennan Middleton	INF
8	Richard Carthon	OF	23	Greg Miller	RHP
40	Tyler Chamberlain-Simon	C	6	David Napoli	LHP
17	Blake Crohan	C/OF	34	Tucker Oakley	INF/P
45	Chris Demetriades	RHP/OF	21	Sean Potkay	INF/OF
37	Nick DiMaggio	INF	19	Andrew Reeves	RHP
26	Alex Facundus	RHP	38	Daniel Rankin	RHP
41	Andrew Garner	OF/P	44	Tony Rizzotti	RHP
33	Ian Gibaut	RHP	14	Chad Vanaman	C
29	Emerson Gibbs	RHP	20	Brady Wilson	LHP
15	Max Goodman	OF	11	Bowen Woodson	INF/OF
30	Hunter Lapeyre	INF	7	Tim Yandel	OF/INF



Garrett Cannizaro



2013 SCHEDULE

FEBRUARY

15-17	at Texas State Tournament (San Marcos, Texas)	
15	vs. Sam Houston State	6:00p
16	at Texas State	1:00p
17	vs. Missouri State	11:00a
19	SOUTHEASTERN LOUISIANA	6:30p
22	NOTRE DAME	6:30p
23	NOTRE DAME	2:00p
24	NOTRE DAME	Noon
26	at Nicholls State	6:30p
27	NEW ORLEANS	3:00p

MARCH

1	at Alabama	6:05p
2	at Alabama	2:05p
3	at Alabama	1:05p
5	vs. Northwestern State	6:30p
6	vs. Northwestern State	2:00p
8	HIGH POINT	6:30p
9	HIGH POINT	2:00p
10	HIGH POINT	1:00p
12	at Southeastern Louisiana	6:00p
13	SOUTHEASTERN LOUISIANA	6:30p
15	UTSA	6:30p
16	UTSA	2:00p
17	UTSA	1:00p
19	NEW ORLEANS	6:30p
22	MEMPHIS	6:30p
23	MEMPHIS	2:00p
24	MEMPHIS	1:00p
26	LSU	6:30p
28	at Rice	6:30p
29	at Rice	6:30p
30	at Rice	2:00p

APRIL

2	NICHOLLS STATE	6:30p
5	at Southern Miss	6:00p
6	at Southern Miss	2:00p
7	at Southern Miss	1:00p
9	at Louisiana-Lafayette	6:00p
12	EAST CAROLINA	6:30p
13	EAST CAROLINA	2:00p
14	EAST CAROLINA	11:00a
16	at Louisiana-Monroe	Noon
17	NEW ORLEANS	6:30p
24	at LSU	6:30p
26	at Marshall (CH)	6:30p
27	at Marshall (CH)	6:05p
28	at Marshall (CH)	9:00a
30	SOUTHEASTERN LOUISIANA	6:30p

MAY

1	NEW ORLEANS	6:30p
3	HOUSTON	6:30p
4	HOUSTON	2:00p
5	HOUSTON	1:00p
7	NICHOLLS STATE	6:30p
10	at UCF	5:30p
11	at UCF	3:00p
12	at UCF	Noon
16	UAB	6:30p
17	UAB	6:30p
18	UAB	1:00p
22-26	at C-USA Championship (Houston, Texas)	

All times Central and subject to change.

HOME GAMES IN CAPS.

Conference games in bold.

CH - Charleston, W. Va.

2012 RESULTS

Date	Opponent	Result	Record
FEBRUARY			
17	SIENA	W 5-4	1-0
18	SIENA	W 8-1(5)	2-0
19	SIENA	W 8-2	3-0
19	SIENA	W 5-3	4-0
21	at Louisiana-Monroe	L 1-9	4-1
24	INDIANA	W 3-2	5-1
25	INDIANA	W 9-8(12)	6-1
26	INDIANA	W 6-2	7-1
28	SOUTHEASTERN LOUISIANA	W 12-1	8-1
MARCH			
2	ALABAMA	W 9-7	9-1
3	ALABAMA	L 2-6	9-2
4	ALABAMA	W 7-2	10-2
6	(11)LSU	L 0-5	10-3
9	at Wichita State	L 2-3	10-4
10	at Wichita State	W 7-2	11-4
11	at Wichita State	L 0-3	11-5
13	LOUISIANA-MONROE	L 3-5	11-6
16	BROWN	W 8-7	12-6
17	BROWN	W 20-2	13-6
18	BROWN	W 14-6	14-6
20	at Louisiana-Lafayette	(postponed)	
23	UMBC	W 8-1	15-6
24	UMBC	L 2-3	15-7
25	UMBC	W 13-2	16-7
27	at Southeastern Louisiana	W 7-2	17-7
30	at Memphis	L 0-10	17-8
31	at Memphis	W 13-7	18-8
APRIL			
1	at Memphis	W 7-3	19-8
4	ALCORN STATE	W 10-3	20-8
5	(9) RICE	L 4-5	20-9
6	(9) RICE	W 7-2	21-9
7	(9) RICE	L 0-5	21-10
10	NICHOLLS STATE	W 5-2	22-10
11	ALCORN STATE	W 14-1	23-10
13	at UAB	W 13-6	24-10
14	at UAB	L 3-4	24-11
15	at UAB	W 9-3	25-11
17	SOUTHEASTERN LOUISIANA	W 7-3	26-11
20	(10) UCF	L 0-1	26-12
21	(10) UCF	L 7-8	26-13
22	(10) UCF	L 6-8	26-14
24	NORTHWESTERN STATE	W 10-3	27-14
27	at East Carolina	W 4-1	28-14
28	at East Carolina	W 4-2	29-14
29	at East Carolina	L 3-6	29-15
MAY			
1	at (4)LSU	L 5-9	29-16
4	SOUTHERN MISS	W 9-5	30-16
5	SOUTHERN MISS	W 3-2	31-16
6	SOUTHERN MISS	W 4-3	32-16
8	LOUISIANA-LAFAYETTE	W 7-3	33-16
11	at Houston	L 4-5(12)	33-17
12	at Houston	W 5-2	34-17
13	at Houston	W 11-2	35-17
17	MARSHALL	W 3-1	36-17
18	MARSHALL	W 6-5(11)	37-17
19	MARSHALL	L 0-10	37-18
23	#vs. East Carolina	W 4-3	38-18
25	#vs. UAB	L 3-6	38-19
26	#vs. UCF	L 2-6	38-20
23-27	at Conference USA Championship (Pearl, Miss.)		

HOME GAMES IN CAPS. Conference games in bold.





2012 STATISTICS

(38-20, 14-10 C-USA)

BATTING

Player	AVG	GP-GS	AB	R	H	2B	3B	HR	RBI	TB	SLG%	BB	HBP	SO	GDP	OB%	SF	SH	SB-ATT	PO	A	E	FLD%
Middleton	.357	57-57	196	45	70	10	2	0	19	84	.429	17	5	32	6	.418	2	11	14-18	102	180	12	.959
Schneeberger	.345	58-58	226	42	78	12	4	5	48	113	.500	35	5	34	6	.439	3	0	12-17	127	14	2	.986
Boudreaux,B	.330	53-53	209	56	69	14	3	8	36	113	.541	33	4	21	4	.426	3	5	10-14	96	1	0	1.000
Schaffer	.326	58-58	218	41	71	19	0	9	49	117	.537	41	3	32	5	.434	3	2	5-6	349	45	3	.992
Crohan	.320	51-47	172	28	55	11	1	2	21	74	.430	21	7	24	4	.411	2	5	6-8	148	11	2	.988
Potkay	.313	46-45	150	25	47	9	0	5	29	71	.473	37	4	33	6	.458	1	3	3-3	377	29	4	.990
Cannizaro,G	.305	55-55	226	42	69	12	1	4	42	95	.420	18	9	24	6	.378	1	5	6-9	45	121	5	.971
Pippin	.333	2-0	3	0	1	0	0	0	1	1	.333	0	0	1	0	.333	0	0	0-0	1	0	0	1.000
Garner	.289	38-30	121	13	35	10	1	2	21	53	.438	5	0	22	4	.315	1	2	1-2	5	8	1	.929
Barrios,B	.276	19-9	29	2	8	2	0	0	4	10	.345	14	1	4	3	.523	0	2	0-0	29	0	2	.935
Oakley	.257	28-21	74	7	19	5	0	1	15	27	.365	10	3	15	2	.368	0	1	0-0	104	9	2	.983
Woodson	.233	48-38	133	23	31	9	1	1	13	45	.338	13	7	29	2	.331	1	1	1-2	91	106	2	.990
Florio	.227	41-27	110	10	25	2	1	4	24	41	.373	10	1	17	5	.288	4	0	0-0	14	1	0	1.000
McCartney	.212	28-21	66	14	14	5	0	1	2	22	.333	4	6	10	4	.316	0	1	2-4	30	57	4	.956
Robinson,C	.167	14-3	18	4	3	1	0	0	1	4	.222	2	1	5	0	.286	0	0	0-0	4	1	0	1.000
DiMaggio	.000	7-0	2	0	0	0	0	0	0	0	.000	0	0	1	0	.000	0	0	0-0	1	1	0	1.000
Chamberlain	.000	2-0	1	1	0	0	0	0	0	0	.000	1	0	1	0	.500	0	0	0-0	1	0	0	1.000
Facundus	.000	1-0	0	0	0	0	0	0	0	0	.000	0	0	0	0	.000	0	0	0-0	0	6	2	.750
Totals	.305	58-58	1954	353	595	121	14	42	325	870	.445	261	56	305	57	.398	21	38	60-83	1543	671	50	.978
Opponents	.264	58-58	1927	233	509	90	3	20	206	665	.345	202	44	350	41	.345	14	39	51-80	1492	625	55	.975

PITCHING

Player	ERA	W-L	APP	GS	CGSHO/CBO	SV	IP	H	R	ER	BB	SO	2B	3B	HR	AB	B/Avg	WP	HBP	BK	SFA	SHA	
Napoli	2.86	7-3	15	12	0	0/0	0	88.0	81	34	28	39	57	10	0	5	325	.249	5	7	1	1	8
Byo	3.38	9-4	14	14	0	0/0	0	90.2	87	36	34	19	50	12	0	3	335	.260	3	8	1	1	5
Miller,G	0.00	0-0	1	0	0	0/0	0	0.1	0	0	0	1	0	0	0	0	0	0	0	0	0	0	
Ponder,D.J.	1.10	2-1	27	0	0	0/0	12	49.0	31	7	6	27	35	4	0	0	161	.193	0	1	1	1	8
Facundus	1.98	3-2	25	0	0	0/0	1	36.1	38	8	8	12	28	7	1	0	134	.284	5	7	0	1	5
McKenzie	2.86	4-2	14	5	0	0/0	0	44.0	42	22	14	23	31	8	0	0	166	.253	5	2	0	1	2
Garner	3.21	5-0	15	0	0	0/0	1	28.0	31	13	10	5	17	7	0	1	110	.282	0	2	0	1	2
Reeves	3.61	2-2	12	9	0	0/0	1	47.1	53	21	19	19	25	8	0	4	186	.285	0	2	1	1	2
Massey	3.86	3-1	13	8	0	0/0	0	51.1	51	24	22	14	46	17	0	1	198	.258	3	5	1	2	2
Oakley	5.06	0-0	5	0	0	0/0	0	5.1	4	3	3	9	2	0	0	1	17	.235	0	1	0	0	1
LeBlanc,R	5.82	2-2	10	6	0	0/0	0	38.2	46	33	25	20	28	12	2	2	152	.303	9	3	0	4	2
Mapes	6.75	1-3	16	4	0	0/0	0	33.1	45	29	25	10	30	5	0	3	138	.326	3	3	0	1	2
Gross	13.50	0-0	3	0	0	0/0	0	2.0	0	3	3	4	1	0	0	0	5	.000	0	3	0	0	0
Totals	3.38	38-20	58	58	0	0/0	15	514.1	509	233	193	202	350	90	3	20	1927	.264	33	44	5	14	39
Opponents	5.79	20-38	58	58	1	6/6	11	497.1	595	353	320	261	305	121	14	42	1954	.305	51	56	6	21	38

QUICK FACTS

Location: Birmingham, Ala.
Founded: 1969
Enrollment: 17,545
Nickname: Blazers
Colors: Forest Green and Old Gold
Home Field: Jerry D. Young Memorial Field (1,000)
Dimensions: 330-L, 400-C, 330-R
Interim President: Dr. Richard Marchase
Athletics Director: Brian Mackin
SWA: Derita Ratcliffe
Baseball Administrator: Shannon Ealy

SPORTS INFORMATION

Baseball SID: Ben Warnick
Office Phone: 205/934-0725
E-Mail: warnick@uab.edu
FAX: 205/934-7505
Cell: 205/908-7890
Press Box: 205/908.7890
Website: www.uabsports.com

BASEBALL FACTS

2012 Record: 32-30
2012 C-USA Record: 9-15
2012 C-USA Championship: 3-1
2012 Postseason: 0-2
NCAA Appearances: 2
NCAA Record: 1-4
All-Time Record: 946-897-1
Letterwinners R/L: 19/11
Starters R/L: 6/3
Pitchers R/L: 9/6



Young Memorial Field

Brian Shoop HEAD COACH

Alma Mater: Malone (Ohio) '80
Career Record: 863-483-1 (24th)
Record at UAB: 171-176 (7th)
Assistant Coaches:
 (4) Perry Roth (Greenville '97)
 (13) Josh Hooper (Berry (Ga.) '99)
 (35) Ron Polk (Grand Canyon '65)
Student Assistant Coach: (50) Luke Stewart
Director of Baseball Operations:
 Ben Drust (UAB '09)
Office Phone: 205-934-5181



42 UAB



Dr. Richard Marchase,
Interim President



Brian Mackin,
Athletics Director



Shannon Ealy,
Baseball Administrator



Ben Warnick,
SID



FOLLOW THE BLAZERS ONLINE

Official Website

www.UABSports.com

Facebook

www.facebook.com/UAB.Blazers

Twitter

@UABathletics
 @UABbaseball

YouTube

<http://www.youtube.com/UABathletics>



2013 ROSTER

No.	Player	Pos.	B/T	Ht.	Wt.	Year	Hometown/Previous School
1	Tyler Hamby	INF	R/R	5-10	170	So.	Moody, Ala./Moody
2	Todd Wilkinson	INF	R/R	5-9	160	So.	Hazel Green, Ala./Hazel Green
5	Tyler Mims	C/INF/OF	R/R	5-11	210	So.	Hoover, Ala./Hoover
6	Wes Kent	INF	R/R	5-10	175	So.	Fairhope, Ala./Fairhope
8	Chase Mallard	RHP	R/R	6-2	185	Jr.	Cullman, Ala./Cullman
9	Ryan Prinzing	OF	L/R	5-10	190	Jr.	Oswego, Ill./Oswego
10	Jeff Schalk	OF/1B	L/R	6-3	215	So.	Wheaton, Ill./Wheaton North
11	Chase Davis	RHP/OF	R/R	6-0	190	So.	Montgomery, Ala./Alabama Christian Academy
12	Jacob German	C/RHP	R/R	6-0	180	Sr.	Hoschton, Ga./Mill Creek
14	Cory Eller	RHP	R/R	5-10	160	Fr.	Niceville, Fla./Niceville
15	Sam Kelley	LHP/1B	L/L	6-3	210	So.	Moundville, Ala./Southern Academy
16	Nick Altobella	LHP	L/L	5-10	175	Fr.	Mokena, Ill./St. Laurence
17	Matt Morse	INF	R/R	6-0	180	Jr.	Sandwich, Ill./Sandwich
18	Tanner Bryant	INF/RHP	R/R	6-2	195	Sr.	Newnan, Ga./Southern Union State CC
20	James Naile	RHP	R/R	6-4	175	So.	Charleston, Mo./Parkland CC [Ill.]
21	Turner Lee	LHP	L/L	6-3	208	Jr.	Mobile, Ala./Alabama Southern
22	Alex Luna	RHP	R/R	6-5	195	So.	Huntsville, Ala./Grissom
23	John Frost	INF	R/R	6-1	185	Sr.	Decatur, Ala./Decatur
24	Adam Lau	RHP/OF	R/R	6-2	210	Fr.	Madison, Ala./Sparkman
25	Ivan De Jesus	OF	R/R	6-0	180	Jr.	San Juan, Puerto Rico/Cupeyville
26	Matthew Furuto	INF	R/R	5-11	185	Fr.	Birmingham, Ala./Briarwood Christian
27	Griffin Gum	OF	R/R	6-2	180	R-Fr.	Charlotte, N.C./Charlotte Christian School
28	Cameron Rose	RHP	R/R	6-1	175	Jr.	Oxford, Miss./Jones County JC
29	Jeremiah Briscoe	RHP	R/R	6-3	217	Fr.	Houston, Texas/Stratford
31	Adam Lamar	LHP	L/L	6-4	167	Fr.	Rogersville, Ala./Lauderdale County
33	Dylan Munger	LHP	L/L	6-3	185	So.	Muscle Shoals, Ala./Muscle Shoals
34	Jacob Armstrong	INF	R/R	6-2	200	Fr.	Sellersburg, Ind./Silver Creek
36	Harry Clark	C	L/R	6-2	200	Sr.	Memphis, Tenn./White Station
41	Ruben Tresgallo	RHP	R/R	6-1	205	Jr.	Guaynabo, Puerto Rico/Central Methodist
42	Ben Bullard	RHP	R/R	6-1	250	Sr.	Decatur, Ala./Austin
44	Will Smith	C	L/R	5-11	186	Fr.	Athens, Ala./Athens

Head Coach: 7 Brian Shoop (Malone (Ohio) '80)

Assistant Coach: 4 Perry Roth (Greenville '97)

Assistant Coach: 13 Josh Hooper (Berry (Ga.) '99)

Assistant Coach: 35 Ron Polk (Grand Canyon '65)

Student Assistant Coach: 50 Luke Stewart

Director of Operations: Ben Drust (UAB '09)

ALPHABETICAL ROSTER

16	Nick Altobella	LHP	21	Turner Lee	LHP
34	Jacob Armstrong	INF	22	Alex Luna	RHP
29	Jeremiah Briscoe	RHP	8	Chase Mallard	RHP
18	Tanner Bryant	INF/RHP	5	Tyler Mims	C/INF/OF
42	Ben Bullard	RHP	17	Matt Morse	INF
36	Harry Clark	C	33	Dylan Munger	LHP
11	Chase Davis	RHP/OF	9	Ryan Prinzing	OF
25	Ivan De Jesus	OF	20	James Naile	RHP
14	Cory Eller	RHP	28	Cameron Rose	RHP
23	John Frost	INF	10	Jeff Schalk	OF/1B
26	Matthew Furuto	INF	44	Will Smith	C
12	Jacob German	C/RHP	41	Ruben Tresgallo	RHP
27	Griffin Gum	OF	2	Todd Wilkinson	INF
1	Tyler Hamby	INF			
15	Sam Kelley	LHP/1B			
6	Wes Kent	INF			
31	Adam Lamar	LHP			
24	Adam Lau	RHP/OF			



Ivan De Jesus

2013 SCHEDULE

FEBRUARY

15	SOUTHERN ILLINOIS	3:00p
16	SOUTHERN ILLINOIS	2:00p
17	SOUTHERN ILLINOIS	1:00p
19	at Jacksonville State	3:00p
20	JACKSONVILLE STATE	3:00p
22	XAVIER	3:00p
23	XAVIER	2:00p
24	XAVIER	Noon

MARCH

1	at Georgia	5:00p
2	at Georgia	3:00p
3	at Georgia	1:00p
5	ST. JOSEPH'S	3:00p
6	ST. JOSEPH'S	3:00p
8	at Arkansas State	6:00p
9	at Arkansas State	4:00p
10	at Arkansas State	1:00p
12	at Troy	6:00p
15-17	at RussMatt Central Fla. Invitational (Orlando, Fla.)	
15	vs. Valparaiso	10:00a
16	vs. Indiana	1:00p
17	vs. Dartmouth	2:30p
22	UCF	6:30p
23	UCF	2:00p
24	UCF	1:00p
26	vs. Alabama (H)	6:30p
29	at Marshall (CH)	6:05p
30	at Marshall (CH)	6:05p
31	at Marshall (CH)	Noon

APRIL

3	JACKSONVILLE STATE	6:30p
5	SAVANNAH STATE	6:30p
6	SAVANNAH STATE	2:00p
7	SAVANNAH STATE	1:00p
9	at Samford	6:00p
10	at Jacksonville State	6:30p
12	MEMPHIS	6:30p
13	MEMPHIS	2:00p
14	MEMPHIS	1:00p
16	at Alabama	6:05p
19	EAST CAROLINA	6:30p
20	EAST CAROLINA	2:00p
21	EAST CAROLINA	1:00p
23	at Alabama State	6:00p
24	Alabama State	6:30p
26	at Southern Miss	6:00p
27	at Southern Miss	6:00p
28	at Southern Miss	6:00p
30	SAMFORD	6:30p

MAY

3	RICE	6:30p
4	RICE	2:00p
5	RICE	1:00p
10	at Houston	6:30p
11	at Houston	6:30p
12	at Houston	1:00p
14	TROY	6:30p
16	at Tulane	6:30p
17	at Tulane	6:30p
18	at Tulane	1:00p
22-26	at C-USA Championship (Houston, Texas)	

All times Central and subject to change.

HOME GAMES IN CAPS.

Conference games in bold.

CH - Charleston, W. Va.

H - Hoover, Ala.

2012 RESULTS

Date	Opponent	Result	Record
FEBRUARY			
17	at (16) Clemson	W 2-1	1-0
18	at (16) Clemson	L 1-6	1-1
19	at (16) Clemson	L 2-7	1-2
21	at Alabama State	W 3-2	2-2
24	BALL STATE	W 4-3	3-2
25	BALL STATE	W 1-0 (1.2)	4-2
26	BALL STATE	W 7-4	5-2
28	at Jacksonville State	(suspended)	
29	JACKSONVILLE STATE	W 5-4	6-2
MARCH			
2	UTAH	L 0-11	6-3
3	UTAH	W 2-1 (11)	7-3
4	UTAH	W 7-1	8-3
6	at Troy	W 9-7	9-3
7	ALABAMA STATE	W 12-3	10-3
9	PENN STATE	W 9-3	11-3
10	PENN STATE	W 3-2	12-3
11	PENN STATE	L 4-5	12-4
13	at Kennesaw State	L 3-7	12-5
16-18	Coastal Carolina Classic (Conway, S.C.)		
16	vs. Connecticut	W 15-4	13-5
17	vs. Michigan	L 1-3	13-6
18	at Coastal Carolina	L 0-7	13-7
21	at Jacksonville State	W 14-8	14-7
21	at Jacksonville State	L 3-4	14-8
23	MARSHALL	L 4-7	14-9
24	MARSHALL	W 5-1	15-9
25	MARSHALL	W 5-1	16-9
27	ALABAMA	W 2-1 (1.2)	17-9
30	at East Carolina	L 6-11	17-10
31	at East Carolina	L 2-12	17-11
APRIL			
1	at East Carolina	L 5-6 (13)	17-12
3	TROY	W 4-3	18-12
6	at (14) UCF	W 11-4	19-12
7	at (14) UCF	L 3-7	19-13
8	at (14) UCF	L 7-8	19-14
10	at Alabama	W 9-1	20-14
13	TULANE	L 6-13	20-15
14	TULANE	W 4-3	21-15
15	TULANE	L 3-9	21-16
18	at Samford	L 0-11	21-17
20	GARDNER-WEBB	W 10-5	22-17
21	GARDNER-WEBB	W 5-1	23-17
22	GARDNER-WEBB	L 1-5	23-18
24	KENNESAW STATE	L 3-8	23-19
25	SAMFORD	L 2-9	23-20
27	HOUSTON	W 11-9	24-20
28	HOUSTON	W 12-8	25-20
29	HOUSTON	W 1-0	26-20
MAY			
4	at Memphis	L 1-8	26-21
5	at Memphis	L 2-6	26-22
6	at Memphis	L 6-8	26-23
9	JACKSONVILLE STATE	W 4-1	27-23
11	at (5) Rice	L 2-12	27-24
12	at (5) Rice	L 6-8	27-25
13	at (5) Rice	W 6-5 (12)	28-25
17	SOUTHERN MISS	W 2-1	29-25
18	SOUTHERN MISS	L 5-11	29-26
19	SOUTHERN MISS	L 5-8	29-27
24	#vs. UCF	W 15-1	30-27
25	#vs. Tulane	W 6-3	31-27
26	#vs. East Carolina	L 3-10	31-28
27	#vs. Memphis	W 5-0	32-28
JUNE			
1	%at (3) Florida State	L 1-2	32-29
2	%vs. Mississippi State	L 1-8	32-29

#at Conference USA Championship (Pearl, Miss.)

%NCAA Championship (Tallahassee, Fla.)

HOME GAMES IN CAPS. Conference games in bold.

2012 STATISTICS

(32-30, 9-15 C-USA)

BATTING

Player	AVG	GP-GS	AB	R	H	2B	3B	HR	RBI	TB	SLG%	BB	HBP	SO	GDP	OB%	SF	SH	SB-ATT	PO	A	E	FLD%
DePew	.304	60-56	181	31	55	5	1	0	21	62	.343	20	5	39	3	.388	0	11	5-7	108	148	14	.948
De Jesus	.294	61-56	238	32	70	10	4	3	23	97	.408	20	6	63	4	.361	2	1	12-17	98	3	2	.981
Schalk	.279	60-57	219	23	61	9	0	3	24	79	.361	33	2	35	5	.376	1	1	4-5	131	6	5	.965
Frost	.276	56-52	214	33	59	7	1	2	30	74	.346	21	6	41	3	.357	0	2	1-2	442	23	6	.987
Ussery	.271	47-44	166	28	45	11	1	4	18	70	.422	22	3	29	2	.366	0	2	5-7	114	4	1	.992
Palmeiro	.247	62-62	235	34	58	13	1	5	34	88	.374	33	4	59	5	.349	0	2	1-2	46	113	6	.964

Mims	.292	39-22	89	16	26	1	2	0	15	31	.348	13	3	22	1	.396	1	0	2-3	5	0	0	1.000
Clark	.292	41-33	120	11	35	2	0	1	15	40	.333	15	2	10	3	.380	0	1	1-1	218	25	2	.992
Prinzing	.288	42-28	104	16	30	3	0	0	8	33	.317	21	7	16	4	.439	0	3	1-2	18	0	1	.947
Bryant	.283	37-33	120	13	34	4	1	1	15	43	.358	12	1	23	3	.353	0	5	3-4	46	103	11	.931
Kent	.261	23-4	23	2	6	1	0	0	1	7	.304	1	1	7	0	.308	1	1	0-0	22	21	1	.977
German	.252	42-30	107	12	27	4	0	0	17	31	.290	13	1	18	3	.339	0	1	3-3	197	26	5	.978
Arrowood	.236	45-25	106	15	25	3	0	0	8	28	.264	11	4	30	1	.328	1	2	2-3	68	0	1	.986
Davis	.225	15-9	40	10	9	0	0	0	3	9	.225	1	1	7	2	.262	0	1	3-3	21	0	0	1.000
Busby	.211	22-15	57	7	12	3	1	2	9	23	.404	3	0	7	2	.242	2	2	1-1	47	22	0	1.000
Wilkinson	.200	37-20	70	11	14	2	1	2	8	24	.343	6	0	16	1	.263	0	2	9-10	28	66	7	.931
Reyes	.200	5-1	5	1	1	0	1	0	0	3	.600	1	0	2	0	.333	0	0	0-0	3	0	0	1.000
Kelley	.091	10-1	11	1	1	0	0	0	0	1	.091	1	0	3	0	.167	0	0	0-0	20	1	0	1.000
Morse	.063	27-11	32	2	2	1	0	0	2	3	.094	3	1	9	0	.162	1	2	1-1	15	29	6	.880
Hamby	.000	8-0	5	1	0	0	0	0	0	0	.000	1	0	3	0	.167	0	0	0-0	2	3	0	1.000
Totals	.266	62-62	2142	299	570	79	14	23	251	746	.348	251	47	439	42	.354	9	39	54-71	1663	646	77	.968
Opponents	.275	62-62	2122	327	583	116	13	44	295	857	.404	207	67	389	53	.354	25	41	35-56	1651	715	89	.964

PITCHING

Player	ERA	W-L	APP	GS	CGSHO/CBO	SV	IP	H	R	ER	BB	SO	2B	3B	HR	AB	B/Avg	WP	HBP	BK	SFA	SHA	
Bullard	2.96	5-5	14	14	1	0/1	0	82.0	72	34	27	19	79	14	1	7	309	.233	2	4	0	2	4
Mallard	3.50	4-4	24	1	0	0/1	2	64.1	56	35	25	26	45	14	1	5	230	.243	3	13	1	4	8
Busby	3.77	5-5	18	15	2	1/1	1	98.0	97	44	41	26	59	18	1	7	366	.265	2	11	0	4	3
Napoleon	4.82	5-4	17	11	0	0/0	2	74.2	89	46	40	23	37	21	3	7	291	.306	2	9	1	3	7

Nance	3.68	4-4	25	3	0	0/3	8	51.1	47	24	21	27	45	10	1	0	193	.244	16	0	2	2	
Bryant	3.79	1-1	17	7	0	0/1	0	40.1	56	22	17	10	21	8	1	2	168	.333	4	5	1	0	7
Kelley	4.15	0-1	3	1	0	0/0	0	8.2	8	4	4	3	3	1	2	0	30	.267	1	2	1	0	0
Sawyer	4.50	0-0	2	0	0	0/0	0	2.0	1	1	1	2	2	0	1	0	5	.200	0	0	0	1	0
Hayes	4.85	1-0	13	4	0	0/0	0	26.0	32	19	14	9	15	8	1	4	106	.302	3	4	0	2	2
German	5.54	3-0	10	0	0	0/1	0	13.0	10	9	8	7	12	3	0	0	49	.204	3	2	0	0	0
Munger	5.98	2-4	20	2	0	0/1	1	40.2	43	28	27	18	40	9	0	3	157	.274	6	4	0	1	5
Davis	7.36	0-0	10	0	0	0/0	0	11.0	15	11	9	4	5	2	0	2	47	.319	3	0	0	2	0
Tresgallo	8.84	1-0	12	2	0	0/0	0	19.1	25	22	19	16	8	4	1	4	76	.329	3	2	0	2	0
Luna	9.15	1-1	12	2	0	0/0	0	19.2	28	21	20	12	15	3	0	3	82	.341	2	4	0	0	2
Johnson	13.50	0-1	5	0	0	0/0	0	3.1	4	7	5	5	3	1	0	0	13	.308	0	1	0	2	1
Totals	4.46	32-30	62	62	3	4/3	14	554.1	583	327	275	207	389	116	13	44	2122	.275	35	67	4	25	41
Opponents	3.86	30-32	62	62	1	3/3	9	550.1	570	299	236	251	439	79	14	23	2142	.266	64	47	5	9	39

QUICK FACTS

Location: Orlando, Fla.
Founded: 1963
Enrollment: 59,767
Nickname: Knights
Colors: Black and Gold
Home Field: Jay Bergman Field (3,600)
Dimensions: 320-L, 390-C, 320-R
President: Dr. John C. Hitt
Athletics Director: Todd Stansbury
SWA: Jessica Reo
Baseball Administrator: David Hansen

SPORTS INFORMATION

Baseball SID: Eric DeSalvo
Office Phone: (407) 823-6489
E-Mail: edesalvo@athletics.ucf.edu
FAX: (407) 823-5293
Cell: (407) 519-0428
Press Box: (407) 823-4487
Website: www.ucfathletics.com

BASEBALL FACTS

2012 Record: 45-17
2012 C-USA Record: 16-8
2012 C-USA Championship: 2-1
2012 Postseason: 2-2
NCAA Appearances: 11
NCAA Record: 14-20
All-Time Record: 1,370-891-10
Letterwinners R/L: 12/12
Starters R/L: 4/5
Pitchers R/L: 10/6



Jay Bergman Field

Terry Rooney

HEAD COACH

Alma Mater: Radford '96
Career Record: 139-97 (5th)
Record at UCF: 139-97 (5th)
Assistant Coaches:
 (7) Ryan Klosterman (Vanderbilt '04)
 (22) Kevin Schnall (Coastal Carolina '01)
 (2) Alex Guerra (Radford '11)
Director of Baseball Operations:
 Rich Witten (Coastal Carolina '12)
Office Phone: 407-823-0140



46 UCF



Dr. John C. Hitt,
President



Todd Stansbury
Athletics Director



David Hansen,
Baseball Administrator



Eric DeSalvo, SID



FOLLOW THE KNIGHTS ONLINE

Official Website

www.UCFAthletics.com

Facebook

UCFbaseball

Twitter

@UCF_Baseball

YouTube

<http://www.youtube.com/user/UCFAA>

Other

Email- knightro@athletics.ucf.edu

2013 ROSTER

No.	Name	Pos.	B/T	Ht.	Wt.	Year	Hometown/Previous School
3	Spencer Haynes	IF	R/R	5-10	189	So.	Valrico, Fla./Brandon
4	Ryan Reilly	OF	R/R	6-1	170	Fr.	Fort Lauderdale, Fla./Calvary Christian
5	Austin Johnston	IF	R/R	6-3	202	Sr.	Winter Haven, Fla./Winter Haven
6	JoMarcos Woods	OF/LHP	L/L	5-6	172	So.	Orlando, Fla./The First Academy
8	Lorenzo Butler	OF	R/R	5-10	170	So.	Palm Coast, Fla./Flagler Palm Coast
9	Ryan Breen	C	S/R	5-11	195	Sr.	Palm City, Fla./South Fork
10	Erik Barber	OF	R/R	5-7	191	So.	Lakeland, Fla./Lakeland
12	Erik Hempe	OF	R/R	6-2	187	Sr.	Anaheim, Calif./Cypress College
13	James Vasquez	IF/OF	L/L	6-0	223	So.	Palm City, Fla./Martin County
14	Tommy Williams	IF	R/R	6-2	171	So.	North Palm Beach, Fla./Palm Beach Gardens
15	Dale Irving	C	R/R	6-0	190	So.	Lynn Haven, Fla./Mosley
16	Brian Adkins	LHP	L/L	6-0	173	Sr.	Orlando, Fla./University
17	Parker Webster	UTIL	R/R	6-1	204	Jr.	Sandy, Utah/Southern Idaho
18	Bo Decker	OF	R/R	6-0	168	Fr.	Clermont, Fla./East Ridge
19	Ben Lively	RHP	R/R	6-4	211	Jr.	Gulf Breeze, Fla./Gulf Breeze
20	Chris Taladay	C/IF	L/R	6-1	220	Sr.	Windermere, Fla./Olympia
21	Jarrod Petree	IF/RHP	R/R	6-1	175	Fr.	Apopka, Fla./Apopka
23	Tyler Martin	RHP	R/R	6-2	204	Fr.	Jacksonville, Fla./Providence
24	Hunter Wildes	OF/LHP	L/L	6-0	206	Fr.	Jacksonville, Fla./The Bolles School
25	Eric Skoglund	LHP	L/L	6-7	172	So.	Sarasota, Fla./Sarasota
27	Jeremy Matos	OF	R/R	6-2	216	Sr.	Lake Worth, Fla./Palm Beach State College
28	Shawn McDorman	RHP	R/R	6-2	192	Sr.	Niceville, Fla./Pensacola CC
30	Nick Carrillo	UTIL	L/R	6-3	237	Sr.	Glendale, Ariz./Central Arizona CC
31	Zac Favre	RHP	R/R	6-3	217	Fr.	Jacksonville, Fla./Providence
32	Danny Davis	RHP	R/R	6-2	215	Jr.	Brandon, Fla./Pensacola SC
33	Harrison Hukari	LHP	L/L	6-6	242	So.	St. Petersburg, Fla./St. Petersburg
34	Jimmy Reed	LHP	L/L	6-2	184	Sr.	Spokane, Wash./Skagit Valley College
35	Spencer Davis	RHP	R/R	6-5	188	So.	The Woodlands, Texas/Howard JC
36	Bret Gordon	INF	R/R	5-11	190	Jr.	Tampa, Fla./Chamberlain
37	Gregg Cooke	RHP	R/R	6-7	184	Jr.	Tampa, Fla./Sickles
40	Alex Milne	LHP	L/L	5-11	145	Fr.	Tampa, Fla./Gaither
41	Chris Matulis	LHP	L/L	6-6	233	Sr.	Boynton Beach, Fla./LSU
44	Ryan Meyer	RHP	R/R	6-6	195	Fr.	Oviedo, Fla./Oviedo

Head Coach: 26 Terry Rooney (Radford '96)

Assistant Coach: 7 Ryan Klosterman (Vanderbilt '04)

Assistant Coach: 22 Kevin Schnall (Coastal Carolina '01)

Assistant Coach: 2 Alex Guerra (Radford '11)

Director of Operations: Rich Witten (Coastal Carolina '12)

ALPHABETICAL ROSTER

16	Brian Adkins	LHP	27	Jeremy Matos	OF
10	Erik Barber	OF	41	Chris Matulis	LHP
9	Ryan Breen	C	28	Shawn McDorman	RHP
8	Lorenzo Butler	OF	44	Ryan Meyer	RHP
30	Nick Carrillo	UT	40	Alex Milne	LHP
37	Gregg Cooke	RHP	11	Garrett Nuss	RHP
32	Daniel Davis	RHP	21	Jarrod Petree	INF/RHP
35	Spencer Davis	RHP	34	Jimmy Reed	LHP
18	Bo Decker	OF	4	Ryan Reilly	OF
31	Zac Favre	RHP	25	Eric Skoglund	LHP
36	Bret Gordon	INF	20	Chris Taladay	C/IF
3	Spencer Haynes	INF	13	James Vasquez	INF/OF
12	Erik Hempe	OF	17	Parker Webster	UT
33	Harrison Hukari	LHP	24	Hunter Wildes	OF/LHP
15	Dale Irving	C	14	Tommy Williams	INF
5	Austin Johnston	INF	6	JoMarcos Woods	OF/LHP
19	Ben Lively	RHP			
23	Tyler Martin	RHP			



Ben Lively

2013 SCHEDULE

FEBRUARY

15	SIENA	6:30p
16	SIENA	4:00p
17	SIENA	1:00p
19	FLORIDA	6:30p
22-24	UCF TOURNAMENT	
22	CONNECTICUT	7:00p
23	TEXAS TECH	6:30p
24	TROY	3:00p
26	SOUTH FLORIDA	6:30p
27	at Bethune-Cookman	6:00p

MARCH

1	WINTHROP	6:30p
2	WINTHROP	4:00p
3	WINTHROP	1:00p
5	NORTH FLORIDA	6:30p
6	at Miami (Fla.)	6:00p
8	JACKSONVILLE	6:30p
9	JACKSONVILLE	4:00p
10	at Jacksonville	2:00p
12	FLORIDA A&M	6:30p
13	FLORIDA A&M	6:30p
15	COLUMBIA	6:30p
16	COLUMBIA	4:00p
17	COLUMBIA	1:00p
20	at Jacksonville	Noon
22	at UAB	7:30p
23	at UAB	3:00p
24	at UAB	1:30p
28	SOUTHERN MISS	6:30p
29	SOUTHERN MISS	6:30p
30	SOUTHERN MISS	12:30p

APRIL

2	at Florida	7:00p
5	MEMPHIS	7:30p
6	MEMPHIS	7:30p
7	MEMPHIS	7:30p
10	at South Florida	7:00p
12	RICE	7:30p
13	RICE	3:00p
14	RICE	2:00p
16	FAU	6:30p
19	MARSHALL	6:30p
20	MARSHALL	4:00p
21	MARSHALL	12:30p
26	at Houston	6:30p
27	at Houston	4:00p
28	at Houston	1:00p

MAY

3	at Florida State	6:00p
4	at Florida State	6:00p
5	at Florida State	1:00p
8	BETHUNE-COOKMAN	6:30p
10	TULANE	6:30p
11	TULANE	4:00p
12	TULANE	1:00p
14	at Florida Atlantic	6:30p
16	at East Carolina	6:00p
17	at East Carolina	6:00p
18	at East Carolina	11:00a
22-26	at Conference USA Tournament (Houston, Texas)	

All times Eastern and subject to change.

HOME GAMES IN CAPS.

Conference games in bold.

2012 RESULTS

Date	Opponent	Result	Record
FEBRUARY			
17	LONG ISLAND	W 13-7	1-0
18	LONG ISLAND	W 9-1	2-0
19	LONG ISLAND	W 9-1	3-0
22	at (1) Florida	L 0-8	3-1
24	BOSTON COLLEGE	W 6-5	4-1
25	BOSTON COLLEGE	L 7-8	4-2
26	BOSTON COLLEGE	W 5-4	5-2
28	SOUTH FLORIDA	W 12-1	6-2
29	BETHUNE-COOKMAN	W 8-4	7-2
MARCH			
2	SIENA	W 12-4	8-2
3	SIENA	W 6-4	9-2
4	SIENA	W 15-2	10-2
6	(8) FLORIDA STATE	L 6-7	10-3
7	(8) FLORIDA STATE	L 0-1	10-4
9	MASSACHUSETTS	W 16-4	11-4
10	MASSACHUSETTS	W 5-4	12-4
11	MASSACHUSETTS	W 2-1	13-4
14	(10) MIAMI (FLA.)	L 2-3	13-5
16	HARVARD	W 4-3	14-5
17	HARVARD	W 4-2	15-5
18	HARVARD	W 6-5	16-5
20	at South Florida	W 6-2	17-5
23	EAST CAROLINA	W 2-1	18-5
24	EAST CAROLINA	W 10-6	19-5
25	EAST CAROLINA	L 6-15	19-6
27	at Florida Atlantic	W 11-3	20-6
30	at Houston	W 8-3	21-6
31	at Houston	W 9-1	22-6
APRIL			
1	at Houston	W 3-1 (10)	23-6
4	at (9) Miami (Fla.)	W 4-1	24-6
6	UAB	L 4-11	24-7
7	UAB	W 7-3	25-7
8	UAB	W 8-7	26-7
10	FLORIDA A&M	W 16-4	27-7
11	BETHUNE-COOKMAN	W 6-2	28-7
13	at Southern Miss	L 0-1 (14)	28-8
14	at Southern Miss	W 11-6	29-8
15	at Southern Miss	W 12-3	30-8
17	FLORIDA ATLANTIC	W 12-3	31-8
20	at Tulane	W 1-0	32-8
21	at Tulane	W 8-7 (12)	33-8
22	at Tulane	W 8-6	34-8
27	MEMPHIS	W 4-3	35-8
28	MEMPHIS	L 5-6	35-9
29	MEMPHIS	L 0-1	35-10
MAY			
2	at Stetson	W 5-4 (13)	36-10
5	PRESBYTERIAN	W 8-1	37-10
6	PRESBYTERIAN	L 2-7	37-11
7	PRESBYTERIAN	W 7-2	38-11
11	at Marshall (CH)	W 8-6	39-11
12	at Marshall (CH)	L 6-9	39-12
13	at Marshall (CH)	W 13-6	40-12
15	STETSON	(cancelled)	
17	(5) RICE	W 8-6	41-12
18	(5) RICE	L 2-9	41-13
19	(5) RICE	L 2-5	41-14
24	#vs. UAB	L 1-15	41-15
25	#vs. East Carolina	W 11-1	42-15
26	#vs. Tulane	W 6-2	43-15
JUNE			
1	%vs. Missouri State	W 2-1	44-15
2	%vs. Stony Brook	W 9-8	45-15
3	%vs. Stony Brook	L 5-12	45-16
3	%vs. Stony Brook	L 6-10	45-17

#at Conference USA Tournament (Pearl, Miss.)

%NCAA Championship (Coral Gables, Fla.)

HOME GAMES IN CAPS. Conference games in bold. All times Eastern.

CH-Charleston, W. Va.

2012 STATISTICS

(45-17, 16-8 C-USA)

BATTING

Player	AVG	GP-GS	AB	R	H	2B	3B	HR	RBI	TB	SLG%	BB	HBP	SO	GDP	OB%	SF	SH	SB-ATT	PO	A	E	FLD%
T.Shreve	.351	56-56	202	38	71	13	0	0	26	84	.416	10	9	20	5	.405	1	3	15-24	99	156	10	.962
Friedrich	.319	60-60	232	45	74	21	3	4	39	113	.487	13	4	48	3	.358	5	7	16-19	137	8	1	.993
Hicks	.316	62-62	225	52	71	13	0	14	72	126	.560	56	1	52	5	.438	10	0	0-0	537	31	2	.996
Richardson	.305	61-61	220	59	67	14	1	9	34	110	.500	41	35	26	2	.480	2	3	24-32	129	8	2	.986
Taladay	.298	62-62	262	42	78	8	1	5	49	103	.393	15	5	28	6	.340	6	1	1-1	147	102	6	.976
Breen	.264	57-57	208	35	55	8	3	1	24	72	.346	30	5	34	4	.369	1	3	2-4	374	35	10	.976
Sweeney	.261	61-61	238	50	62	9	4	3	35	88	.370	40	4	36	6	.369	5	8	20-28	92	189	22	.927

Irving	1.000	1-0	1	1	1	0	0	0	0	1	1.000	0	0	0	0	1.000	0	0	0-0	0	0	0	.000
Barber	.412	13-3	17	1	7	1	0	0	4	8	.471	3	0	2	0	.500	0	0	0-0	3	0	0	1.000
Darhower	.333	7-0	3	0	1	0	0	0	0	1	.333	0	0	1	0	.333	0	0	0-0	31	0	0	1.000
Haynes	.290	16-6	31	6	9	2	0	0	4	11	.355	0	3	3	1	.353	0	1	0-0	17	26	3	.935
Matos	.281	38-30	121	19	34	11	0	5	20	60	.496	11	2	44	1	.351	0	0	5-6	0	0	0	.000
Vasquez	.276	34-29	98	17	27	2	0	0	17	29	.296	19	2	14	4	.397	2	0	0-1	25	0	0	1.000
Smith	.250	9-0	4	0	1	0	0	0	1	1	.250	0	0	0	1	.250	0	0	0-0	14	1	0	1.000
Woods	.238	44-26	101	18	24	4	0	1	17	31	.307	14	2	17	1	.336	2	4	7-8	50	2	0	1.000
Carrillo	.218	43-40	142	23	31	4	0	4	18	47	.331	23	1	28	4	.325	3	3	0-0	42	32	4	.949
Williams	.190	11-5	21	3	4	1	0	0	3	5	.238	1	1	5	0	.250	1	0	0-0	3	8	3	.786
Johnston	.000	4-0	2	0	0	0	0	0	0	0	.000	1	0	1	0	.333	0	1	0-0	0	0	0	.000
Totals	.290	62-62	2128	409	617	111	12	46	363	890	.418	277	74	359	43	.385	38	3490-123	1694	686	68	.972	
Opponents	.261	62-62	2125	279	555	86	6	22	239	719	.338	238	71	484	46	.353	14	57	52-67	1625	639	103	.956

PITCHING

Player	ERA	W-L	APP	GS	CGSHO/CBO	SV	IP	H	R	ER	BB	SO	2B	3B	HR	AB	B/Avg	WP	HBP	BK	SFA	SHA	
Lively	3.00	9-2	19	13	0	0/1	0	81.0	67	30	27	45	84	13	1	1	290	.231	3	9	0	0	38
Matulis	3.68	7-0	20	10	0	0/0	1	73.1	69	32	30	40	62	17	0	1	263	.262	3	10	0	3	15
Adkins	4.78	3-6	16	15	1	0/0	0	75.1	93	49	40	21	38	13	0	4	303	.307	4	5	0	1	8

Hicks	0.00	0-0	1	1	0	0/0	0	2.0	3	0	0	0	2	0	0	8	.375	0	0	0	0	0	0
Madrid	1.00	5-2	32	0	0	0/1	3	45.0	36	14	5	17	46	4	0	1	165	.218	6	6	0	1	3
Hukari	1.00	0-0	7	0	0	0/0	0	9.0	10	2	1	4	14	1	0	0	37	.270	2	1	0	0	0
Rogers	1.47	5-1	31	0	0	0/1	12	43.0	32	9	7	7	47	2	0	1	153	.209	1	2	0	0	7
Reed	2.49	0-0	20	0	0	0/0	0	21.2	25	11	6	9	21	5	1	0	85	.294	3	7	0	2	3
Skoglund	3.21	5-3	17	8	0	0/0	0	47.2	58	30	17	19	45	9	0	1	195	.297	7	4	3	0	2
Cooke	3.38	0-0	5	0	0	0/0	0	5.1	5	5	2	4	3	0	0	0	23	.217	1	0	0	0	0
Hanson	3.84	4-1	15	12	0	0/0	0	58.2	55	27	25	25	33	8	0	7	210	.262	5	9	1	2	5
Nuss	3.89	2-0	19	1	0	0/0	1	44.0	38	21	19	21	41	5	1	2	166	.229	13	5	0	0	1
Brown	5.82	3-0	16	0	0	0/0	0	34.0	40	23	22	14	30	2	2	1	132	.303	4	7	0	1	2
Collins	6.85	2-2	14	2	0	0/0	0	23.2	21	23	18	10	18	6	1	3	89	.236	4	6	0	1	3
McDorman	27.00	0-0	1	0	0	0/0	0	1.0	3	3	3	2	0	1	0	0	6	.500	1	0	0	0	0
Totals	3.54	45-17	62	62	1	1/1	17	564.2	555	279	222	238	484	86	6	22	2125	.261	57	71	4	14	57
Opponents	5.58	17-45	62	62	4	4/3	8	541.2	617	409	336	277	359	111	12	46	2128	.290	66	74	9	38	34

STANDINGS / POSTSEASON RESULTS

FINAL 2012 BASEBALL STANDINGS

	C-USA				All Games						
	W-L	Pct.	H	A	W-L	Pct.	H	A	N	L-10	Streak
x-Rice*	17-7	.708	8-4	9-3	41-19	.683	25-11	13-5	3-3	5-5	L 2
UCF*	16-8	.667	6-6	10-2	45-17	.726	27-11	14-3	4-3	5-5	L 2
Tulane	14-10	.583	6-6	8-4	38-20	.655	27-10	10-8	1-2	6-4	L 2
Southern Miss	14-10	.583	9-3	5-7	32-24	.571	20-8	9-11	3-5	7-3	W 2
Memphis	14-10	.583	6-6	8-4	31-28	.525	16-13	13-13	2-2	7-3	L 2
East Carolina*	13-10-1	.563	9-2-1	4-8	36-24-1	.598	23-7-1	8-13	5-4	4-6	L 1
y-UAB*	9-15	.375	7-5	2-10	32-30	.516	18-10	9-17	4-4	5-5	L 2
Houston	5-18-1	.229	3-9	2-9-1	18-35-1	.343	11-14	4-18-1	3-3	2-8	W 1
Marshall	5-19	.208	2-10	3-9	17-36	.321	2-12	9-18	6-6	2-8	W 1

x - regular season champion

y - tournament champion

* - NCAA Tournament participant

NCAA CHAMPIONSHIP

HOUSTON REGIONAL

(Houston, Texas)

Fri., June 1

(1) Rice 3, (4) Prairie View 2

Sat., June 2

(2) Arkansas 1, (1) Rice 0

Sun., June 3

(3) Sam Houston State 4, (1) Rice 1

CORAL GABLES REGIONAL

(Coral Gables, Fla.)

Fri., June 1

(2) UCF 2, (3) Missouri State 1

Sat., June 2

(2) UCF 9, (4) Stony Brook 8

Sun., June 3

(4) Stony Brook 12, (2) UCF 5

Mon., June 4

(4) Stony Brook 10, (2) UCF 6

CHAPEL HILL REGIONAL

(Chapel Hill, N.C.)

Fri., June 1

(3) St. John's 11, (2) East Carolina 3

Sat., June 2

(2) East Carolina 10, (4) Cornell 6

Sun., June 3

(1) North Carolina 5, (2) East Carolina 3

TALLAHASSEE REGIONAL

(Tallahassee, Fla.)

Fri., June 1

(1) Florida State 2, UAB 1

Sat., June 2

(2) Mississippi State 8, (4) UAB 1

C-USA CHAMPIONSHIP

C-USA Championship presented by Trustmark

Trustmark Park, Pearl, Miss.

Wed., May 23

(5) Memphis 14, (4) Southern Miss 3

(1) Rice 7, (8) Houston 5

(3) Tulane 4, (6) East Carolina 3

Thu., May 24

(7) UAB 15, (2) UCF 1

(4) Southern Miss 8, (8) Houston 7 (10 inn.)

(5) Memphis 3, (1) Rice 2

Fri., May 25

(7) UAB 6, (3) Tulane 3

(2) UCF 11, (6) East Carolina 1

(8) Houston 7, (5) Memphis 3

Sat., May 26

(2) UCF 6, (3) Tulane 2

(6) East Carolina 10, (7) UAB 3

(4) Southern Miss 4, (1) Rice 2

Sun., May 27

Championship Game

UAB 5, Memphis 0

ALL-TOURNAMENT TEAM

- C Keaton Aldridge, Memphis
- IF Keith DePew, UAB
- IF John Frost, UAB
- IF Ashley Graeter, Southern Miss
- IF Corey Thompson, East Carolina
- OF Landon Appling, Houston
- OF Jeff Schalk, UAB
- OF Michael Sterling, Southern Miss
- DH Eli Hynes, Memphis
- P Michael Busby, UAB
- P Dan Langfield, Memphis
- P Chase Mallard, UAB
- P Ryan Nance, UAB

Tournament MVP:

- P Michael Busby, UAB



2012 CONFERENCE USA BASEBALL POSTSEASON AWARDS

C-USA AWARDS

PLAYER OF THE YEAR

Jacob Wilson, 3B, Memphis

PITCHER OF THE YEAR

Matthew Reckling, RHP, Rice

FRESHMAN OF THE YEAR

Mason Robbins, OF/LHP, Southern Miss

NEWCOMER OF THE YEAR

Andrew Pierce, RHP, Southern Miss

KEITH LeCLAIR COACH OF THE YEAR

Wayne Graham, Rice

FIRST TEAM ALL-CONFERENCE

IF D.J. Hicks, Jr., UCF
 IF Christian Stringer, Jr., Rice
 IF Jacob Wilson, Sr., Memphis
 IF John Wooten, Jr., East Carolina
 OF Brandon Boudreaux, Jr., Tulane
 OF Adam McClain, Sr., Memphis
 OF Jeremy Rathjen, Jr., Rice
 C Jeremy Schaeffer, Sr., Tulane
 DH/UT J.T. Chargois, Jr., Rice
 P Kevin Brandt, Sr., East Carolina
 P Dan Langfield, Jr., Memphis
 P Andrew Pierce, Jr., Southern Miss
 P Matthew Reckling, Sr., Rice
 RP Joe Rogers, Sr., UCF

SECOND TEAM ALL-CONFERENCE

IF Ashley Graeter, Sr., Southern Miss
 IF Brennan Middleton, Jr., Tulane
 IF Travis Shreve, Sr., UCF
 IF Corey Thompson, Sr., East Carolina
 OF Alex Friedrich, Sr., UCF
 OF Ronnie Richardson, Jr., UCF
 OF Nick Schneeberger, Sr., Tulane
 C Zach Wright, Sr., East Carolina
 DH/UT Drew Reynolds, So., East Carolina
 P Jharel Cotton, Jr., East Carolina
 P Ben Lively, So., UCF
 P Sam Moll, So., Memphis
 P David Napoli, Jr., Tulane
 RP D.J. Ponder, Sr., Tulane

ALL-FRESHMAN TEAM

IF Sergio Leon, Marshall
 IF Ford Stainback, Rice
 OF Michael Pyeatt, Houston
 OF Jeff Schalk, UAB
 OF Michael Sterling, Southern Miss
 OF/P Mason Robbins, Southern Miss
 P Jeff Hoffman, East Carolina
 P Jordan Stephens, Rice
 P Jake Drehoff, Southern Miss
 P Bradley Roney, Southern Miss
 P Alex Massey, Tulane
 P Eric Skoglund, UCF

C-USA ALL-TOURNAMENT TEAM

C Keaton Aldridge, Memphis
 IF Keith DePew, UAB
 IF John Frost, UAB
 IF Ashley Graeter, Southern Miss
 IF Corey Thompson, East Carolina
 OF Landon Appling, Houston
 OF Jeff Schalk, UAB
 OF Michael Sterling, Southern Miss
 DH Eli Hynes, Memphis
 P Michael Busby, UAB
 P Dan Langfield, Memphis
 P Chase Mallard, UAB
 P Ryan Nance, UAB

Tournament MVP:

Michael Busby, UAB

C-USA PLAYERS OF THE WEEK

HITTER OF THE WEEK

Feb. 20 Nick Schneeberger 1B Tulane
 Feb. 27 Michael Fuda OF Rice
 Mar. 5 Blake Brown 1B Southern Miss
 Mar. 12 Drew Reynolds DH East Carolina
 Mar. 19 Brandon Boudreaux OF Tulane
 Mar. 26 Blake Brown 1B Southern Miss
 Apr. 2 Darnell Sweeney SS UCF
 Apr. 9 Tim Younger 2B East Carolina
 Apr. 16 Brandon Boudreaux OF Tulane
 Apr. 23 Travis Shreve 2B UCF
 Apr. 30 Ivan DeJesus OF UAB
 May 7 Jacob Wilson 3B Memphis
 Brandon Boudreaux OF Tulane
 Ford Stainback SS Rice
 May 14 Jacob Wilson 3B Memphis

PITCHER OF THE WEEK

Feb. 20 Dillon Napoleon RHP UAB
 Feb. 27 Matthew Reckling RHP Rice
 Mar. 5 Jared Ray RHP Houston
 Mar. 12 Jordan Stephens RHP Rice
 Mar. 19 Chase Joiner RHP Memphis
 Mar. 26 Matthew Reckling RHP Rice
 Andrew Pierce RHP Southern Miss
 Apr. 2 Tyler Joyner LHP East Carolina
 Apr. 9 Sam Moll LHP Memphis
 Apr. 16 Jeff Hoffman RHP East Carolina
 Apr. 23 Matthew Reckling RHP Rice
 Apr. 30 Chase Joiner RHP Memphis
 May 7 Dan Langfield RHP Memphis
 May 14 Andrew Pierce RHP Southern Miss
 May 21 Tyler Duffey RHP Rice

NATIONAL PLAYERS OF THE WEEK

COLLEGIATE BASEBALL/LOUISVILLE SLUGGER

Mar. 19 Matthew Reckling RHP Rice
 Mar. 19 Ben Bullard RHP UAB
 May 21 Tyler Duffey RHP Rice

NCBWA

Apr. 9 Sam Moll LHP Memphis
 May 21 Tyler Duffey RHP Rice

NCAA ALL-REGIONAL HONORS

CHAPEL HILL REGIONAL

OF Tim Younger, East Carolina

HOUSTON REGIONAL

P Austin Kubitz, Rice

CORAL GABLES REGIONAL

1B D.J. Hicks, UCF
 SS Darnell Sweeney
 OF Ronnie Richardson

C-USA ALL-AMERICANS

BASEBALL AMERICA

SECOND TEAM

1B D.J. Hicks Jr. UCF

COLLEGIATE BASEBALL

SECOND TEAM

RHP Matthew Reckling Sr. Rice

THIRD TEAM

3B Jacob Wilson Jr. Memphis

COLLEGE BASEBALL INSIDER

HONORABLE MENTION

1B D.J. Hicks Jr. UCF
 3B Jacob Wilson Jr. Memphis
 UT J.T. Chargois Jr. Rice
 RHP Matthew Reckling Sr. Rice
 LHP Joe Rogers Jr. UCF

NCBWA

THIRD TEAM

RHP Matthew Reckling Sr. Rice

PERFECT GAME

THIRD TEAM

UT J.T. Chargois Jr. Rice

C-USA FRESHMAN ALL-AMERICANS

BASEBALL AMERICA

FIRST TEAM

RHP Austin Kubitz Rice

SECOND TEAM

C Jared Bales Southern Miss

COLLEGIATE BASEBALL

ALL-AMERICAN TEAM

RHP Austin Kubitz Rice
 RHP Alex Facundus Tulane
 C Jared Bales Southern Miss

PERFECT GAME

ALL-AMERICAN TEAM

RHP Austin Kubitz Rice
 C Jared Bales Southern Miss

C-USA ALL-ACADEMIC TEAM

Drew Reynolds, East Carolina
 Jared Ray, Houston
 Ethan Gross, Memphis
 Dan Langfield, Memphis
 Sam Moll, Memphis
 Jeremy Rathjen, Rice
 Matthew Reckling, Rice
 Michael Sterling, Southern Miss
 Brandon Boudreaux, Tulane
 Jeremy Schaeffer, Tulane
 Keith DePew, UAB
 Ryan Nance, UAB

C-USA NATIONAL ACADEMIC HONORS

Academic All-American

SECOND TEAM

Jeremy Schaeffer, C, Tulane

THIRD TEAM

Brandon Boudreaux, OF, Tulane

Academic All-District

DISTRICT 4 FIRST TEAM

Keith DePew, IF, UAB

DISTRICT 6 FIRST TEAM

Jeremy Schaeffer, C, Tulane
 Brandon Boudreaux, OF, Tulane

DISTRICT 7 FIRST TEAM

Jonathan Davis, OF/DH, Houston
 Jeremy Rathjen, OF, Rice



2012 INDIVIDUAL LEADERS - ALL GAMES

Hitting minimums - 2 Games
75% of Games 5 AB 2.5 AB/
Game 5 TPA 2.5 TPA/Game
Pitching minimums - 2 Games
2 IP 2 BF 1.0 IP/Game

BATTING

BATTING AVG

1. McClain, MEM	.392
2. Middleton, TLN	.357
3. HYNES, E., MEM	.352
4. T. Shreve, UCF	.351
5. Graeter, USM	.346
6. Schneeberger, TLN	.345
7. Stringer, RICE	.343
8. Wooten, ECU	.338
9. Robbins, USM	.330
10. Boudreaux, TLN	.330

SLUGGING PCT

1. Wilson, MEM	.615
2. Hynes, MEM	.567
3. Hicks, UCF	.560
4. Boudreaux, TLN	.541
5. Schaffer, TLN	.537
6. Rathjen, RICE	.525
7. Wooten, ECU	.502
8. Schneeberger, TLN	.500
Richardson, UCF	.500
10. McClain, MEM	.487

ON BASE PCT

1. Richardson, UCF	.480
2. Potkay, TLN	.458
3. McClain, MEM	.448
4. Ballou, MAR	.448
5. Stringer, RICE	.448
6. Schneeberger, TLN	.439
7. Hicks, UCF	.438
8. Schaffer, TLN	.434
9. Rathjen, RICE	.428
10. Boudreaux, TLN	.426

RUNS SCORED

1. Richardson, UCF	59
2. Stringer, RICE	58
3. Boudreaux, TLN	56
4. D. Hicks, UCF	52
5. Wooten, ECU	50
Sweeney, UCF	50
7. McClain, MEM	49
8. Wilson, MEM	47
9. 3 tied at	45

HITS

1. McClain, MEM	91
2. Hynes, MEM	82
3. Stringer, RICE	81
4. Wooten, ECU	80
5. Taladay, UCF	78
Schneeberger, TLN	78
7. Thompson, ECU	76
8. A. Friedrich, UCF	74
Wilson, MEM	74
Graeter, USM	74

RUNS BATTED IN

1. Hicks, UCF	72
2. Wilson, MEM	64
3. Schaffer, TLN	49
Taladay, UCF	49
5. Schneeberger, TLN	48
6. Hynes, MEM	47
7. Fuda, RICE	45
8. Rathjen, RICE	42
Cannizaro, TLN	42
10. Brown, USM	41

DOUBLES

1. Friedrich, UCF	21
2. Schaffer, TLN	19
3. Gomez, MAR	17
Wilson, MEM	17
Hynes, MEM	17
6. Graeter, USM	15
7. Richardson, UCF	14
Rathjen, RICE	14
Boudreaux, TLN	14
10. 7 tied at	13

TRIPLES

1. Robbins, USM	5
2. Day, USM	4
Ballou, MAR	4
De Jesus, UAB	4
Sweeney, UCF	4
Schneeberger, TLN	4
7. 6 tied at	3

HOME RUNS

1. Wilson, MEM	17
2. Hicks, UCF	14
3. Hynes, MEM	11
4. Richardson, UCF	9
Wooten, ECU	9
Rathjen, RICE	9
Schaffer, TLN	9
8. Boudreaux, TLN	8
Fuda, RICE	8
10. 2 tied at	6

TOTAL BASES

1. Wilson, MEM	142
2. Hynes, MEM	132
3. Hicks, UCF	126
4. Wooten, ECU	119
5. Schaffer, TLN	117
6. Rathjen, RICE	115
Fuda, RICE	115
8. 4 tied at	113

WALKS

1. Hicks, UCF	56
2. Ballou, MAR	43
3. Ratterree, RICE	42
4. Schaffer, TLN	41
Richardson, UCF	41
6. D. Sweeney, UCF	40
7. Stringer, RICE	38
8. Potkay, TLN	37
9. Schneeberger, TLN	35
10. Rathjen, RICE	34

HIT BY PITCH

1. Richardson, UCF	35
2. Sterling, USM	28
3. Hynes, MEM	10
Rathjen, RICE	10
McClain, MEM	10
Rich, MEM	10
Meeks, MAR	10
Gibson, HOU	10
9. 5 tied at	9

SAC BUNTS

1. Creel, USM	12
2. DePew, UAB	11
Middleton, TLN	11
4. Clark, ECU	10
5. Reinheimer, ECU	9
Fuda, RICE	9
Cannon, HOU	9
8. 5 tied at	8

SAC FLIES

1. Hicks, UCF	10
2. Rathjen, RICE	8
3. Day, USM	6
Taladay, UCF	6
5. Friedrich, UCF	5
Sweeney, UCF	5
7. 10 tied at	4

STOLEN BASES

1. Richardson, UCF	24
2. Ballou, MAR	21
3. Thomas, MEM	20
Sweeney, UCF	20
5. Friedrich, UCF	16
6. Shreve, UCF	15
7. Middleton, TLN	14
8. Lueneburg, HOU	13
McClain, MEM	13
10. 2 tied at	12

TOTAL PLATE APPEARANCES

1. Richardson, UCF	301
2. Sweeney, UCF	295
3. Hicks, UCF	292
4. Stringer, RICE	289
Taladay, UCF	289
6. Gross, MEM	282
7. Thompson, ECU	275
Fuda, RICE	275
9. Rathjen, RICE	274
Palmeiro, UAB	274

AT BATS

1. Taladay, UCF	262
2. Fuda, RICE	245
3. Gross, MEM	243
4. Thompson, ECU	241
5. Sweeney, UCF	238
Reinheimer, ECU	238
De Jesus, UAB	238
8. Wooten, ECU	237
9. Stringer, RICE	236
10. Palmeiro, UAB	235

STEAL ATTEMPTS

1. Richardson, UCF	32
2. Ballou, MAR	28
Sweeney, UCF	28
4. Thomas, MEM	25
5. Shreve, UCF	24
6. McClain, MEM	19
Friedrich, UCF	19
8. Middleton, TLN	18
Lueneburg, HOU	18
10. 2 tied at	17

STRIKEOUTS

1. Brown, USM	64
2. De Jesus, UAB	63
3. Fuda, RICE	59
Palmeiro, UAB	59
5. Thomas, MEM	56
6. Stafford, MAR	55
7. Hicks, UCF	52
8. Jacobs, HOU	49
9. Robbins, USM	48
A. Friedrich, UCF	48

CAUGHT STEALING

1. Wilson, MEM	9
Shreve, UCF	9
3. Sweeney, UCF	8
Richardson, UCF	8
5. Ballou, MAR	7
Graeter, USM	7
7. Clark, ECU	6
McClain, MEM	6
9. 6 tied at	5

GROUNDING INTO DP

1. Fuda, RICE	9
Hynes, MEM	9
Hoelscher, RICE	9
4. Reinheimer, ECU	8
Cannon, HOU	8
6. Thompson, ECU	7
McDonald, ECU	7
Younger, ECU	7
9. 10 tied at	6

PITCHING

EARNED RUN AVG

1. Smithmyer, ECU	1.92
2. Pierce, USM	1.99
3. Brandt, ECU	2.12
4. Simms, RICE	2.56
5. Kubitzka, RICE	2.69
6. Benak, RICE	2.70
7. Langfield, MEM	2.79
8. Napoli, TLN	2.86
9. Bullard, UAB	2.96
10. Reckling, RICE	2.98

OPPOSING BAT AVG

1. Reckling, RICE	.187
2. Langfield, MEM	.208
3. Simms, RICE	.210
4. Kubitzka, RICE	.211
5. Hoffman, ECU	.224
6. Smithmyer, ECU	.227
Wall, RICE	.227
8. Lively, UCF	.231
9. Bullard, UAB	.233
10. Brandt, ECU	.237

INNINGS PITCHED

1. Brandt, ECU	106.1
2. Pierce, USM	99.1
3. M. Busby, UAB	98.0
4. MOLL, S., MEM	95.2
5. Drehoff, USM	95.0
6. Langfield, MEM	93.2
7. Joyner, ECU	92.2
8. Pruitt, HOU	91.0
9. Byo, TLN	90.2
10. Joiner, MEM	88.2

BATTERS STRUCK OUT

1. Langfield, MEM	111
2. Reckling, RICE	99
3. Pierce, USM	96
4. Lively, UCF	84
5. Blair, MAR	82
6. Bullard, UAB	79
7. Kubitzka, RICE	73
8. Benak, RICE	72
9. 3 tied at	68

BATTERS SO OUT LOOKING

1. Pierce, USM	32
Langfield, MEM	32
3. B. Lively, UCF	28
4. Reckling, RICE	27
Simms, RICE	27
Benak, RICE	27
Smithmyer, ECU	27
8. Massey, TLN	26
9. Moll, MEM	22
10. 2 tied at	21

WINS

1. Lively, UCF	9
Byo, TLN	9
3. Reckling, RICE	8
Cotton, ECU	8
5. Matulis, UCF	7
Benak, RICE	7
Napoli, TLN	7
Pierce, USM	7
Brandt, ECU	7
Langfield, MEM	7

SAVES

1. Ponder, TLN	12
Rogers, UCF	12
3. Roney, USM	11
4. Reynolds, ECU	10
5. Van Eaton, MEM	8
Chargois, RICE	8
R. Nance, UAB	8
Merritt, ECU	8
9. Duffey, RICE	7
10. 2 tied at	4

APPEARANCES

1. Duffey, RICE	36
2. Madrid, UCF	32
3. Rogers, UCF	31
4. Van Eaton, MEM	30
5. Wall, RICE	29
6. Ponder, TLN	27
7. 5 tied at	25

GAMES STARTED

1. Brandt, ECU	16
2. Langfield, MEM	15
Kubitza, RICE	15
Cotton, ECU	15
Busby, UAB	15
Reckling, RICE	15
Adkins, UCF	15
Drehoff, USM	15
9. 8 tied at	14

GAMES FINISHED

1. Rogers, UCF	26
2. Van Eaton, MEM	25
3. Ponder, TLN	23
4. Duffey, RICE	20
5. Chargois, RICE	19
Reynolds, ECU	19
7. Fernandez, MAR	18
8. Roney, USM	16
Merritt, ECU	16
R. Nance, UAB	16

GAMES IN RELIEF

1. Duffey, RICE	36
2. Madrid, UCF	32
3. Rogers, UCF	31
4. Van Eaton, MEM	30
5. Wall, RICE	29
6. Ponder, TLN	27
7. Merritt, ECU	25
Facundus, TLN	25
Chargois, RICE	25
10. C. Mallard, UAB	23

SAC BUNTS ALLOWED

1. Matulis, UCF	15
2. Moll, MEM	11
Kubitza, RICE	11
4. Simms, RICE	10
Mason, MAR	10
6. Benak, RICE	9
7. 6 tied at	8

SAC FLIES ALLOWED

1. Joiner, MEM	7
2. Moll, MEM	5
Pruitt, HOU	5
King, MAR	5
5. Mallard, UAB	4
LeBlanc, TLN	4
Blair, MAR	4
Busby, UAB	4
9. 12 tied at	3

LOSSES

1. Blair, MAR	8
2. Lewis, HOU	7
3. Langfield, MEM	6
Brandt, ECU	6
Ray, HOU	6
B. Adkins, UCF	6
Merritt, ECU	6
Mason, MAR	6
9. 8 tied at	5

RUNNERS PICKED OFF

1. Brandt, ECU	9
2. Cannon, HOU	6
3. Mason, MAR	4
Morehouse, HOU	4
5. Clark, UAB	3
Wall, RICE	3
7. 13 tied at	2

WILD PITCHES

1. Nuss, UCF	13
2. Blair, MAR	12
Reckling, RICE	12
Langfield, MEM	12
5. Schoenrock, MEM	11
6. Scarborough, USM	9
LeBlanc, TLN	9
8. Stephens, RICE	8
9. 4 tied at	7

BALKS

1. Moore, MAR	4
2. Skoglund, UCF	3
Elder, MAR	3
Smithmyer, ECU	3
5. 7 tied at	2

HIT BATTERS

1. Reckling, RICE	22
2. Mallard, UAB	13
3. Smithmyer, ECU	11
Langfield, MEM	11
Busby, UAB	11
6. Cotton, ECU	10
Matulis, UCF	10
Nunez, USM	10
Scarborough, USM	10
10. 7 tied at	9

INTENTIONAL BB ALLOWED

1. Busby, UAB	3
Napoleon, UAB	3
3. Brandt, ECU	2
4. Pierce, USM	1
5. Mallard, UAB	5
6. Drehoff, USM	1
7. Smithmyer, ECU	3
8. Napoli, TLN	1
Joiner, MEM	1
Reckling, RICE	1

HITS ALLOWED

1. Simms, RICE	47
2. Wall, RICE	50
Smithmyer, ECU	50
4. Mallard, UAB	56
5. Reckling, RICE	58
6. Kubitza, RICE	60
Hoffman, ECU	60
8. Benak, RICE	63
9. Lively, UCF	67
10. Matulis, UCF	69

RUNS ALLOWED

1. Simms, RICE	21
Smithmyer, ECU	21
3. Wall, RICE	22
4. Pierce, USM	23
5. Benak, RICE	25
6. Lively, UCF	30
7. Reckling, RICE	31
8. Matulis, UCF	32
Kubitza, RICE	32
10. Hoffman, ECU	33

EARNED RUNS ALLOWED

1. Smithmyer, ECU	13
2. Simms, RICE	18
3. Benak, RICE	20
4. Wall, RICE	21
5. Pierce, USM	22
6. Kubitza, RICE	24
7. Brandt, ECU	25
Mallard, UAB	25
9. Bullard, UAB	27
Lively, UCF	27

WALKS ALLOWED

1. Joyner, ECU	12
2. Pierce, USM	16
3. Benak, RICE	18
4. Byo, TLN	19
Bullard, UAB	19
6. Wills, MEM	21
Hoffman, ECU	21
Adkins, UCF	21
9. Simms, RICE	22
10. Napoleon, UAB	23

DOUBLES ALLOWED

1. Simms, RICE	4
2. Reckling, RICE	7
Smithmyer, ECU	7
4. Moll, MEM	8
Benak, RICE	8
6. Napoli, TLN	10
Kubitza, RICE	10
8. Wall, RICE	11
9. Byo, TLN	12
Brandt, ECU	12

TRIPLES ALLOWED

1. Hoffman, ECU	0
Matulis, UCF	0
Pierce, USM	0
Adkins, UCF	0
Byo, TLN	0
Kubitza, RICE	0
Napoli, TLN	0
Benak, RICE	0
Reckling, RICE	0
10. Moll, MEM	1

HOME RUNS ALLOWED

1. Wall, RICE	0
2. Simms, RICE	1
Matulis, UCF	1
Smithmyer, ECU	1
Reckling, RICE	1
Kubitza, RICE	1
Lively, UCF	1
8. Pierce, USM	2
Brandt, ECU	2
Cotton, ECU	2

FIELDING**FIELDING PCT**

1. Manuel, RICE	1.000
McDonald, ECU	1.000
Boudreaux, B, TLN	1.000
Reynolds, ECU	1.000
5. Hicks, UCF	.996
6. Brown, USM	.996
7. Wright, ECU	.996
8. Fowler, USM	.993
9. Friedrich, UCF	.993
10. Lewis, RICE	.993

CHANCES

1. Hicks, UCF	570
2. Brown, USM	515
3. Frost, UAB	471
4. Rich, MEM	470
5. Manuel, RICE	463
6. Wright, ECU	447
7. Lewis, RICE	424
8. Breen, UCF	419
9. Gomez, MAR	414
10. Potkay, TLN	410

PUTOUTS

1. Hicks, UCF	537
2. Brown, USM	485
3. Rich, MEM	445
4. Frost, UAB	442
5. Lewis, RICE	406
Wright, ECU	406
7. Manuel, RICE	383
8. Gomez, MAR	378
9. Potkay, TLN	377
10. Breen, UCF	374

ASSISTS

1. Sweeney, UCF	189
2. Reinheimer, ECU	187
3. Middleton, TLN	180
4. Younger, ECU	179
5. Stringer, RICE	178
6. Graeter, USM	167
7. Gross, MEM	158
Jensen, HOU	158
9. Shreve, UCF	156
10. DePew, UAB	148

FIELDING DOUBLE PLAYS

1. Frost, UAB	49
Hicks, UCF	49
3. Brown, USM	46
4. DePew, UAB	41
Sweeney, UCF	41
6. Reinheimer, ECU	36
Middleton, TLN	36
8. Stringer, RICE	35
Younger, ECU	35
10. Shreve, UCF	34

PASSED BALLS

1. Breen, UCF	19
2. Meeks, MAR	18
3. Aldridge, MEM	11
4. White, MEM	9
Cannon, HOU	9
6. Wright, ECU	7
Fowler, USM	7
8. Manuel, RICE	6
German, UAB	6
10. 2 tied at	5

CATCHERS INTERFERENCE

1. Aldridge, MEM	3
Breen, UCF	3
3. Fowler, USM	2
Meeks, MAR	2
German, UAB	2
6. Clark, UAB	1
Wright, ECU	1

STEAL ATTEMPTS AGAINST

1. Cannon, HOU	89
2. Meeks, MAR	72
3. Schaffer, TLN	62
4. Aldridge, MEM	59
5. Manuel, RICE	52
6. Breen, UCF	48
7. Wright, ECU	38
Fowler, USM	38
9. Blair, MAR	32
10. Helmburg, MAR	30

STOLEN BASES AGAINST

1. Cannon, HOU	70
2. Meeks, MAR	59
3. Schaffer, TLN	42
Aldridge, MEM	42
5. Breen, UCF	39
Manuel, RICE	39
7. Helmburg, MAR	26
Blair, MAR	26
9. Wright, ECU	25
10. Fowler, USM	23

CAUGHT STEALING BY

1. Schaffer, TLN	20
2. Cannon, HOU	19
3. Aldridge, MEM	17
4. Fowler, USM	15
5. Wright, ECU	13
Meeks, MAR	13
Manuel, RICE	13
8. Clark, UAB	12
9. Breen, UCF	9
10. 3 tied at	8

ERRORS

1. Sweeney, UCF	22
2. Reinheimer, ECU	21
3. Jensen, HOU	17
4. Stafford, MAR	15
5. Dundon, MAR	14
Leon, MAR	14
DePew, UAB	14
8. Runte, HOU	13
9. Middleton, TLN	12
10. 4 tied at	11

2012 TEAM LEADERS - ALL GAMES

Hitting minimums - 2 Games
75% of Games 5 AB 2.5 AB/
Game 5 TPA 2.5 TPA/Game
Pitching minimums - 2 Games
2 IP 2 BF 1.0 IP/Game

BATTING

BATTING AVG

1. Tulane	.305
2. ECU	.295
3. UCF	.290
4. Memphis	.289
5. Rice	.281
6. Southern Miss	.278
7. Houston	.271
8. UAB	.266
9. Marshall	.263

SLUGGING PCT

1. Tulane	.445
2. UCF	.418
3. Memphis	.409
4. Rice	.395
5. ECU	.382
6. Southern Miss	.367
7. UAB	.348
8. Marshall	.345
9. Houston	.338

ON BASE PCT

1. Tulane	.398
2. UCF	.385
3. Rice	.379
4. Memphis	.374
5. Southern Miss	.367
6. ECU	.367
7. UAB	.354
8. Marshall	.351
9. Houston	.351

RUNS SCORED

1. UCF	409
2. Tulane	353
3. Memphis	345
4. ECU	342
5. Rice	336
6. Southern Miss	306
7. UAB	299
8. Marshall	261
9. Houston	226

HITS

1. ECU	626
2. UCF	617
3. Tulane	595
4. Memphis	579
5. UAB	570
6. Rice	567
7. Southern Miss	523
8. Houston	500
9. Marshall	480

RUNS BATTED IN

1. UCF	363
2. Tulane	325
3. Rice	303
4. ECU	300
5. Memphis	299
6. Southern Miss	273
7. UAB	251
8. Marshall	236
9. Houston	212

DOUBLES

1. Tulane	121
2. UCF	111
3. Rice	106
Memphis	106
5. Southern Miss	88
6. ECU	84
7. UAB	79
8. Marshall	78
9. Houston	72

TRIPLES

1. Southern Miss	17
2. UAB	14
Tulane	14
4. UCF	12
5. Rice	10
6. Marshall	9
Houston	9
8. Memphis	6
9. ECU	5

HOME RUNS

1. UCF	46
2. Tulane	42
3. Memphis	41
4. Rice	35
5. ECU	30
6. UAB	23
7. Marshall	18
8. Southern Miss	15
9. Houston	11

TOTAL BASES

1. UCF	890
2. Tulane	870
3. Memphis	820
4. ECU	810
5. Rice	798
6. UAB	746
7. Southern Miss	690
8. Marshall	630
9. Houston	623

TOTAL PLATE APPEARANCES

1. UCF	2553
2. UAB	2488
3. ECU	2444
4. Rice	2443
5. Memphis	2355
6. Tulane	2330
7. Southern Miss	2233
8. Houston	2147
9. Marshall	2137

AT BATS

1. UAB	2142
2. UCF	2128
3. ECU	2119
4. Rice	2018
5. Memphis	2006
6. Tulane	1954
7. Southern Miss	1878
8. Houston	1845
9. Marshall	1827

WALKS

1. Rice	279
2. UCF	277
3. Tulane	261
4. UAB	251
5. Memphis	229
6. Southern Miss	215
7. ECU	203
8. Marshall	201
9. Houston	186

HIT BY PITCH

1. UCF	74
2. Southern Miss	64
3. Rice	60
4. Marshall	57
Memphis	57
6. Tulane	56
7. ECU	49
Houston	49
9. UAB	47

STRIKEOUTS

1. UAB	439
2. Memphis	420
3. Marshall	411
4. Southern Miss	390
5. Houston	386
6. UCF	359
7. Rice	328
8. ECU	305
Tulane	305

SAC BUNTS

1. Rice	53
2. Houston	52
3. ECU	50
4. Southern Miss	46
5. Memphis	41
6. UAB	39
7. Tulane	38
8. UCF	34
Marshall	34

SAC FLIES

1. UCF	38
2. Rice	32
3. Southern Miss	29
4. ECU	23
5. Tulane	21
6. Memphis	19
7. Marshall	18
8. Houston	15
9. UAB	9

STOLEN BASES

1. UCF	90
2. Memphis	64
3. Tulane	60
4. Southern Miss	57
5. Houston	55
6. UAB	54
7. Marshall	52
8. Rice	49
9. ECU	44

CAUGHT STEALING

1. Memphis	34
2. UCF	33
3. Marshall	30
4. Southern Miss	24
ECU	24
6. Tulane	23
7. Rice	18
8. Houston	17
UAB	17

STEAL ATTEMPTS

1. UCF	123
2. Memphis	98
3. Tulane	83
4. Marshall	82
5. Southern Miss	81
6. Houston	72
7. UAB	71
8. ECU	68
9. Rice	67

GROUNDED INTO DP

1. ECU	60
2. Tulane	57
3. Rice	46
4. UCF	43
5. UAB	42
6. Memphis	36
7. Houston	31
8. Southern Miss	28
9. Marshall	27

PITCHING

EARNED RUN AVG

1. Rice	2.85
2. ECU	3.35
3. Tulane	3.38
4. UCF	3.54
5. Southern Miss	3.83
6. Memphis	4.00
7. UAB	4.46
8. Marshall	4.60
9. Houston	5.32

OPPOSING BAT AVG

1. Rice	.217
2. ECU	.248
3. Southern Miss	.250
4. Memphis	.260
5. UCF	.261
6. Tulane	.264
7. UAB	.275
8. Marshall	.278
9. Houston	.299

INNINGS PITCHED

1. UCF	564.2
2. UAB	554.1
3. ECU	550.2
4. Rice	542.2
5. Memphis	515.2
6. Tulane	514.1
7. Southern Miss	496.0
8. Houston	476.2
9. Marshall	467.1

BATTERS STRUCK OUT

1. Rice	547
2. UCF	484
3. ECU	424
4. Memphis	398
5. Marshall	397
6. UAB	389
7. Southern Miss	365
8. Tulane	350
9. Houston	347

BATTERS SO OUT LOOKING

1. Rice	171
2. UCF	156
3. ECU	133
4. Memphis	121
5. UAB	118
6. Southern Miss	115
7. Tulane	110
8. Marshall	105
9. Houston	90

WINS

1. UCF	45
2. Rice	41
3. Tulane	38
4. ECU	36
5. Southern Miss	32
UAB	32
7. Memphis	31
8. Houston	18
9. Marshall	17

LOSSES

1. Marshall	37
2. Houston	35
3. UAB	30
4. Memphis	28
5. ECU	24
Southern Miss	24
7. Tulane	20
8. Rice	19
9. UCF	17

SAVES

1. ECU	20
2. Rice	17
UCF	17
4. Southern Miss	16
5. Tulane	15
6. UAB	14
7. Memphis	9
8. Houston	6
Marshall	6

RUNNERS PICKED OFF

1. Houston	17
2. ECU	14
3. UAB	11
4. Marshall	10
5. Rice	9
6. UCF	8
7. Tulane	6
8. Memphis	5
9. Southern Miss	2

SAC BUNTS ALLOWED

1. UCF	57
2. Rice	55
3. ECU	47
4. Southern Miss	43
5. UAB	41
6. Memphis	40
7. Tulane	39
Marshall	39
9. Houston	34

SAC FLIES ALLOWED

1. Memphis	26
2. UAB	25
Houston	25
4. Marshall	23
5. Southern Miss	15
6. UCF	14
Tulane	14
8. ECU	11
9. Rice	8

HITS ALLOWED

1. Rice	421
2. Southern Miss	462
3. Memphis	505
4. Tulane	509
5. Marshall	513
ECU	513
7. UCF	555
8. Houston	576
9. UAB	583

RUNS ALLOWED

1. Rice	199
2. Tulane	233
3. Southern Miss	244
4. ECU	265
5. Memphis	272
6. UCF	279
7. Marshall	310
8. UAB	327
9. Houston	355

EARNED RUNS ALLOWED

1. Rice	172
2. Tulane	193
3. ECU	205
4. Southern Miss	211
5. UCF	222
6. Memphis	229
7. Marshall	239
8. UAB	275
9. Houston	282

WALKS ALLOWED

1. ECU	176
2. Marshall	198
3. Tulane	202
4. UAB	207
5. Rice	216
6. Southern Miss	219
Houston	219
8. Memphis	235
9. UCF	238

DOUBLES ALLOWED

1. Rice	59
2. Southern Miss	77
3. UCF	86
4. Memphis	87
5. Tulane	90
6. ECU	92
7. Marshall	96
8. Houston	102
9. UAB	116

TRIPLES ALLOWED

1. Tulane	3
2. UCF	6
3. Marshall	7
Southern Miss	7
5. ECU	8
6. Rice	9
7. Memphis	11
8. Houston	13
UAB	13

HOME RUNS ALLOWED

1. Rice	10
2. Tulane	20
Southern Miss	20
4. UCF	22
5. Memphis	25
ECU	25
7. Houston	26
Marshall	26
9. UAB	44

WILD PITCHES

1. Marshall	59
2. UCF	57
3. Memphis	52
4. Southern Miss	49
5. Rice	41
6. Houston	38
7. UAB	35
ECU	35
9. Tulane	33

BALKS

1. Marshall	13
2. Memphis	11
3. ECU	8
4. Southern Miss	7
5. Tulane	5
6. Houston	4
UAB	4
UCF	4
9. Rice	3

HIT BATTERS

1. UCF	71
2. Southern Miss	69
3. UAB	67
4. ECU	62
5. Rice	59
6. Marshall	58
7. Memphis	47
8. Tulane	44
9. Houston	34

INTENTIONAL BB ALLOWED

1. UAB	20
2. UCF	2
3. Rice	8
4. Southern Miss	5
5. Tulane	11
6. ECU	6
7. Memphis	4
8. Marshall	8
9. Houston	2

FIELDING**FIELDING PCT**

1. Tulane	.978
2. Rice	.975
3. Southern Miss	.974
4. Memphis	.973
5. UCF	.972
6. ECU	.972
7. UAB	.968
8. Marshall	.960
9. Houston	.953

CHANCES

1. UCF	2448
2. ECU	2422
3. UAB	2386
4. Rice	2381
5. Tulane	2264
6. Memphis	2206
7. Southern Miss	2178
8. Houston	2149
9. Marshall	2005

PUTOUTS

1. UCF	1694
2. UAB	1663
3. ECU	1652
4. Rice	1628
5. Memphis	1547
6. Tulane	1543
7. Southern Miss	1488
8. Houston	1429
9. Marshall	1401

ASSISTS

1. ECU	701
2. Rice	693
3. UCF	686
4. Tulane	671
5. UAB	646
6. Southern Miss	633
7. Houston	620
8. Memphis	599
9. Marshall	523

ERRORS

1. Houston	100
2. Marshall	81
3. UAB	77
4. ECU	69
5. UCF	68
6. Memphis	60
Rice	60
8. Southern Miss	57
9. Tulane	50

FIELDING DOUBLE PLAYS

1. UAB	63
2. UCF	57
3. ECU	54
4. Southern Miss	50
Tulane	50
6. Memphis	47
7. Rice	46
8. Marshall	38
9. Houston	37

STOLEN BASES AGAINST

1. Marshall	85
2. Houston	73
3. Memphis	65
4. Rice	53
5. UCF	52
6. Tulane	51
7. Southern Miss	46
8. UAB	35
9. ECU	29

CAUGHT STEALING BY

1. Memphis	30
2. Tulane	29
3. Marshall	25
4. Southern Miss	23
Houston	23
6. UAB	21
Rice	21
8. ECU	15
UCF	15

STEAL ATTEMPTS AGAINST

1. Marshall	110
2. Houston	96
3. Memphis	95
4. Tulane	80
5. Rice	74
6. Southern Miss	69
7. UCF	67
8. UAB	56
9. ECU	44

PASSED BALLS

1. UCF	24
2. Memphis	23
3. Marshall	21
4. Southern Miss	12
ECU	12
6. UAB	11
Houston	11
8. Rice	7
9. Tulane	5

CATCHERS INTERFERENCE

1. UAB	3
Memphis	3
UCF	3
4. Southern Miss	2
Marshall	2
6. ECU	1



2012 INDIVIDUAL LEADERS - CONFERENCE GAMES

Hitting minimums - 2 Games
75% of Games 5 AB 2.5 AB/
Game 5 TPA 2.5 TPA/Game
Pitching minimums - 2 Games
2 IP 2 BF 1.0 IP/Game

BATTING

BATTING AVG

1. McClain, MEM	.394
2. Stringer, RICE	.389
3. Chargois, RICE	.382
4. Wooten, ECU	.378
5. Graeter, USM	.371
6. Stainback, RICE	.368
7. Davis, HOU	.361
8. T. Shreve, UCF	.352
9. Middleton, TLN	.351
10. Boudreaux, TLN	.350

SLUGGING PCT

1. Boudreaux, TLN	.650
2. Wilson, MEM	.643
3. Wooten, ECU	.582
4. Matos, UCF	.534
5. Richardson, UCF	.510
6. Schaffer, TLN	.495
7. Graeter, USM	.494
8. Friedrich, UCF	.490
9. Wright, ECU	.484
10. Davis, HOU	.472

ON BASE PCT

1. Stainback, RICE	.476
2. Stringer, RICE	.474
3. Davis, HOU	.465
4. Richardson, UCF	.463
5. Ballou, MAR	.462
6. Chargois, RICE	.458
7. McClain, MEM	.454
8. Graeter, USM	.451
9. Wooten, ECU	.431
10. Potkay, TLN	.430

RUNS SCORED

1. Wooten, ECU	23
Wright, Z., ECU	23
3. Stringer, RICE	22
4. D. Hicks, UCF	21
5. J. Frost, UAB	20
Wilson, MEM	20
7. Boudreaux, TLN	19
8. 4 tied at	18

HITS

1. Wooten, ECU	37
Stringer, RICE	37
McClain, MEM	37
4. Taladay, UCF	34
Chargois, RICE	34
6. Friedrich, UCF	33
Wilson, MEM	33
Graeter, USM	33
9. Younger, ECU	32
T. Shreve, UCF	32

RUNS BATTED IN

1. Wilson, MEM	29
2. D. Hicks, UCF	23
3. Wright, Z., ECU	20
Wooten, ECU	20
5. Taladay, UCF	19
6. Schaffer, TLN	17
Chargois, RICE	17
Rathjen, RICE	17
9. 4 tied at	16

DOUBLES

1. Wilson, MEM	9
2. Schaffer, TLN	8
3. A. Friedrich, UCF	7
Crohan, TLN	7
N. Gomez, MAR	7
6. 11 tied at	6

TRIPLES

1. De Jesus, UAB	4
2. Stafford, MAR	2
Middleton, TLN	2
Robbins, USM	2
Ballou, MAR	2
6. 17 tied at	1

HOME RUNS

1. Boudreaux, TLN	7
Wilson, MEM	7
3. Wooten, ECU	5
4. Richardson, UCF	4
D. Hicks, UCF	4
J. Matos, UCF	4
7. 7 tied at	3

TOTAL BASES

1. Wilson, MEM	63
2. Wooten, ECU	57
3. Boudreaux, TLN	52
4. Richardson, UCF	49
5. A. Friedrich, UCF	48
6. C. Taladay, UCF	45
Schaffer, TLN	45
8. Wright, Z., ECU	44
McClain, MEM	44
Graeter, USM	44

WALKS

1. Hicks, UCF	21
2. Palmeiro, UAB	18
3. Ballou, MAR	17
4. Potkay, TLN	16
Schaffer, TLN	16
6. Schneeberger, TLN	15
Ratterree, RICE	15
8. 4 tied at	14

HIT BY PITCH

1. Richardson, UCF	13
2. Sterling, USM	9
3. T. Shreve, UCF	5
Rathjen, RICE	5
Ballou, MAR	5
Gibson, HOU	5
7. 11 tied at	4

SAC BUNTS

1. Middleton, TLN	6
Day, USM	6
Sterling, USM	6
4. Dundon, MAR	5
Fuda, RICE	5
Clark, ECU	5
Bryant, UAB	5
Cannon, HOU	5
Creel, USM	5
DePew, UAB	5

SAC FLIES

1. Rathjen, RICE	6
2. Hicks, UCF	5
3. Day, USM	4
4. Sweeney, UCF	3
Meeks, MAR	3
Chargois, RICE	3
7. 10 tied at	2

STOLEN BASES

1. Thomas, MEM	10
2. Richardson, UCF	9
3. Shreve, UCF	8
Lueneburg, HOU	8
Sweeney, UCF	8
6. Friedrich, UCF	7
Reinheimer, ECU	7
8. Appling, HOU	6
9. 4 tied at	5

TOTAL PLATE APPEARANCES

1. Richardson, UCF	123
2. Sweeney, UCF	120
3. Hicks, UCF	119
4. Frost, UAB	118
5. Taladay, UCF	116
Gross, MEM	116
7. Reynolds, ECU	115
Thompson, ECU	115
9. Stringer, RICE	114
Younger, ECU	114

AT BATS

1. Taladay, UCF	107
2. Reynolds, ECU	104
3. Gross, MEM	103
Thompson, ECU	103
5. Frost, UAB	102
6. Friedrich, UCF	98
Wilson, MEM	98
Wooten, ECU	98
Hynes, MEM	98
De Jesus, UAB	98

STEAL ATTEMPTS

1. Richardson, UCF	12
2. Sweeney, UCF	11
Shreve, UCF	11
Thomas, MEM	11
Lueneburg, HOU	11
6. Friedrich, UCF	8
Middleton, TLN	8
Reinheimer, ECU	8
Ballou, MAR	8
10. Appling, HOU	7

STRIKEOUTS

1. Brown, USM	29
2. Robbins, USM	28
Matos, UCF	28
De Jesus, UAB	28
5. Jacobs, HOU	26
Fuda, RICE	25
7. McClain, MEM	23
Thomas, MEM	23
9. 4 tied at	22

CAUGHT STEALING

1. Wilson, MEM	4
2. Dundon, MAR	3
Middleton, TLN	3
Sweeney, UCF	3
Richardson, UCF	3
Shreve, UCF	3
Lueneburg, HOU	3
Ballou, MAR	3
McClain, MEM	3
10. 11 tied at	2

GROUNDED INTO DP

1. Hynes, MEM	7
2. Middleton, TLN	5
Hoelscher, RICE	5
4. Davis, HOU	4
Florio, TLN	4
Lewis, RICE	4
Brito, MAR	4
Reynolds, ECU	4
Stringer, RICE	4
10. 14 tied at	3

PITCHING

EARNED RUN AVG

1. Ponder, TLN	0.38
2. Kubitzka, RICE	1.26
3. Pierce, USM	1.58
4. Brandt, ECU	1.95
5. Moll, MEM	2.03
6. Adkins, UCF	2.55
7. McKenzie, TLN	2.73
8. Drehoff, USM	2.88
9. Simms, RICE	3.08
10. Wall, RICE	3.24

OPPOSING BAT AVG

1. Kubitzka, RICE	.192
2. Wall, RICE	.193
3. Reckling, RICE	.208
4. Moll, MEM	.222
5. Simms, RICE	.225
6. Langfield, MEM	.227
Merritt, ECU	.227
8. Brandt, ECU	.228
9. Drehoff, USM	.230
10. Bullard, UAB	.241

INNINGS PITCHED

1. Pierce, USM	57.0
2. Brandt, ECU	55.1
3. Joiner, MEM	54.0
4. Moll, MEM	53.1
5. Pruitt, HOU	52.2
6. Busby, UAB	51.0
7. Drehoff, USM	50.0
8. Blair, MAR	49.0
9. Joyner, ECU	47.2
10. 2 tied at	47.0

BATTERS STRUCK OUT

1. Langfield, MEM	63
2. Pierce, USM	60
3. Reckling, RICE	48
4. Blair, MAR	47
5. Cotton, ECU	40
6. Joyner, ECU	36
7. Matulis, UCF	32
Pruitt, HOU	32
9. Kubitzka, RICE	31
Brandt, ECU	31

BATTERS SO OUT LOOKING

1. Pierce, USM	19
2. Langfield, MEM	16
3. Joyner, ECU	14
4. Massey, TLN	13
Brandt, ECU	13
6. Blair, MAR	12
7. Duffey, RICE	11
Benak, RICE	11
9. 3 tied at	10

WINS

1. Reckling, RICE	5
2. Chargois, RICE	4
Cotton, ECU	4
Kubitzka, RICE	4
Pierce, USM	4
Napoli, TLN	4
7. 11 tied at	3

SAVES

1. Roney, USM	7
2. Ponder, TLN	6
3. Rogers, UCF	4
4. Van Eaton, MEM	3
R. Madrid, UCF	3
Merritt, ECU	3
Duffey, RICE	3
Reynolds, ECU	3
9. Chargois, RICE	2
Fernandez, MAR	2

APPEARANCES

1. Duffey, RICE	15
2. Wall, RICE	13
Madrid, UCF	13
4. Ponder, TLN	12
Rogers, UCF	12
Van Eaton, MEM	12
7. Merritt, ECU	11
8. King, MAR	10
Bailey, MEM	10
Roney, USM	10

GAMES STARTED

1. 12 tied at	8
---------------	---

GAMES FINISHED

1. Ponder, TLN	11
2. Rogers, UCF	10
Roney, USM	10
4. Van Eaton, MEM	9
5. Duffey, RICE	8
Merritt, ECU	8
7. Nance, UAB	7
Fernandez, MAR	7
9. 3 tied at	6

GAMES IN RELIEF

1. Duffey, RICE	15
2. Wall, RICE	13
Madrid, UCF	13
4. Van Eaton, MEM	12
Rogers, UCF	12
Ponder, TLN	12
7. Merritt, ECU	11
8. Roney, USM	10
Bailey, MEM	10
King, MAR	10

SAC BUNTS ALLOWED

1. Matulis, UCF	8
Simms, RICE	8
3. Robbins, USM	6
Moll, MEM	6
Kubitza, RICE	6
Mason, MAR	6
7. 7 tied at	5

SAC FLIES ALLOWED

1. Joiner, MEM	5
2. Mallard, UAB	4
3. Busby, UAB	3
Pruitt, HOU	3
5. 12 tied at	2

LOSSES

1. Lewis, HOU	5
Langfield, MEM	5
3. Brandt, ECU	4
Merritt, ECU	4
Blair, MAR	4
Mason, MAR	4
Adkins, UCF	4
Elder, MAR	4
9. 6 tied at	3

RUNNERS PICKED OFF

1. Cannon, HOU	4
Brandt, ECU	4
3. Mason, MAR	3
4. Clark, UAB	2
Napoleon, UAB	2
Joiner, MEM	2
7. 22 tied at	1

WILD PITCHES

1. Nuss, UCF	8
2. Schoenrock, MEM	7
3. Langfield, MEM	6
Reckling, RICE	6
Blair, MAR	6
6. Lewis, HOU	5
Brandt, ECU	5
8. Munger, UAB	4
Simms, RICE	4
LeBlanc, TLN	4

BALKS

1. Elder, MAR	2
Moore, MAR	2
Bailey, MEM	2
4. 16 tied at	1

HIT BATTERS

1. Reckling, RICE	10
2. Langfield, MEM	8
Elder, MAR	8
4. Busby, UAB	6
5. 7 tied at	5

INTENTIONAL BB ALLOWED

1. Busby, UAB	1
2. Mallard, UAB	2
3. Brandt, ECU	1
Drehoff, USM	1
Giannini, USM	1
6. Napoleon, UAB	2
7. Smithmyer, ECU	1
Chargois, RICE	1
Lively, UCF	1
Mapes, TLN	1

HITS ALLOWED

1. Wall, RICE	17
2. Simms, RICE	20
3. Ponder, TLN	23
Kubitza, RICE	23
5. Benak, RICE	25
Merritt, ECU	25
7. McKenzie, TLN	26
8. Lively, UCF	30
Mallard, UAB	30
10. Robbins, USM	31

RUNS ALLOWED

1. Ponder, TLN	1
2. Kubitza, RICE	6
3. Simms, RICE	9
Wall, RICE	9
5. Pierce, USM	10
6. McKenzie, TLN	12
7. Moll, MEM	13
8. Robbins, USM	14
9. Merritt, ECU	15
Benak, RICE	15

EARNED RUNS ALLOWED

1. Ponder, TLN	1
2. Kubitza, RICE	5
3. McKenzie, TLN	8
4. Wall, RICE	9
Simms, RICE	9
6. Pierce, USM	10
7. Robbins, USM	12
Merritt, ECU	12
Adkins, UCF	12
Moll, MEM	12

WALKS ALLOWED

1. Joyner, ECU	3
2. Merritt, ECU	6
3. Adkins, UCF	8
4. Benak, RICE	9
Robbins, USM	9
6. Cotton, ECU	10
7. Pierce, USM	11
Elder, MAR	11
Wall, RICE	11
10. Mallard, UAB	12

DOUBLES ALLOWED

1. Simms, RICE	0
2. Merritt, ECU	1
Wall, RICE	1
4. Ponder, TLN	3
5. Benak, RICE	4
McKenzie, TLN	4
Langfield, MEM	4
Elder, MAR	4
Brandt, ECU	4
Reckling, RICE	4

TRIPLES ALLOWED

1. Simms, RICE	0
Joiner, MEM	0
Bullard, UAB	0
Matulis, UCF	0
Merritt, ECU	0
Lewis, HOU	0
Reeves, TLN	0
Ponder, TLN	0
Adkins, UCF	0
Lively, UCF	0

HOME RUNS ALLOWED

1. Simms, RICE	0
Drehoff, USM	0
Wall, RICE	0
Matulis, UCF	0
Kubitza, RICE	0
McKenzie, TLN	0
Lively, UCF	0
Ponder, TLN	0
9. Adkins, UCF	1
Elder, MAR	1

FIELDING**FIELDING PCT**

1. Brown, USM	1.000
Manuel, RICE	1.000
Fowler, USM	1.000
Woodson, TLN	1.000
Schneeberger, TLN	1.000
Crohan, TLN	1.000
HYNES, E., MEM	1.000
Fultz, ECU	1.000
Boudreaux, TLN	1.000
Brito, MAR	1.000

CHANCES

1. Frost, UAB	242
2. Hicks, UCF	232
3. Brown, USM	231
4. Lewis, RICE	193
5. Rich, MEM	192
6. Wright, Z., ECU	183
7. Gomez, MAR	179
8. Meeks, MAR	178
9. Manuel, RICE	168
10. Breen, UCF	167

PUTOUTS

1. Frost, UAB	229
2. Brown, USM	219
Hicks, UCF	219
4. Rich, MEM	185
5. Lewis, RICE	183
6. Gomez, MAR	165
7. Wright, Z., ECU	162
8. Meeks, MAR	157
9. Breen, UCF	142
10. Manuel, RICE	135

ASSISTS

1. Sweeney, UCF	82
2. Younger, ECU	77
3. Graeter, USM	75
4. Shreve, UCF	74
5. Stringer, RICE	73
Leon, MAR	73
7. Middleton, TLN	71
8. Rodriguez, USM	69
9. Reinheimer, ECU	62
Jensen, HOU	62

FIELDING DOUBLE PLAYS

1. Frost, UAB	24
Hicks, UCF	24
3. Brown, USM	21
4. Sweeney, UCF	20
5. Rodriguez, USM	19
6. Graeter, USM	18
Shreve, UCF	18
8. Younger, ECU	16
9. Middleton, TLN	15
Bryant, UAB	15

PASSED BALLS

1. Meeks, MAR	8
Breen, UCF	8
3. Aldridge, MEM	7
4. Schaffer, TLN	4
5. Fowler, USM	3
Wright, Z., ECU	3
7. 5 tied at	2

CATCHERS**INTERFERENCE**

1. Aldridge, MEM	1
Breen, UCF	1
German, UAB	1

STEAL ATTEMPTS AGAINST

1. Meeks, MAR	45
2. Cannon, HOU	36
3. Schaffer, TLN	29
Aldridge, MEM	29
5. Breen, UCF	25
6. Blair, MAR	20
7. Manuel, RICE	19
8. Langfield, MEM	15
Roussel, USM	15
10. 2 tied at	14

STOLEN BASES AGAINST

1. Meeks, MAR	35
2. Cannon, HOU	29
3. Aldridge, MEM	23
4. Schaffer, TLN	22
5. Breen, UCF	18
6. Blair, MAR	15
7. Roussel, USM	14
Manuel, RICE	14
9. Langfield, MEM	12
10. Matulis, UCF	10

CAUGHT STEALING BY

1. Meeks, MAR	10
2. Wright, Z., ECU	9
3. Schaffer, TLN	7
Cannon, HOU	7
Breen, UCF	7
6. Fowler, USM	6
Aldridge, MEM	6
8. Blair, MAR	5
Manuel, RICE	5
10. 4 tied at	4

ERRORS

1. Sweeney, UCF	13
2. Jensen, HOU	10
Leon, MAR	10
4. Graeter, USM	9
Stafford, MAR	9
6. Middleton, TLN	8
7. Dundon, MAR	7
8. 4 tied at	6

2012 TEAM LEADERS - CONFERENCE GAMES

Hitting minimums - 2 Games
75% of Games 5 AB 2.5 AB/
Game 5 TPA 2.5 TPA/Game
Pitching minimums - 2 Games
2 IP 2 BF 1.0 IP/Game

BATTING

BATTING AVG

1. Rice	.295
2. East Carolina	.294
3. UCF	.293
4. Memphis	.287
5. Tulane	.283
6. UAB	.274
7. Houston	.271
8. Southern Miss	.250
9. Marshall	.245

SLUGGING PCT

1. Tulane	.428
2. UCF	.415
3. Rice	.391
4. Memphis	.386
5. East Carolina	.378
6. UAB	.359
7. Southern Miss	.335
8. Houston	.323
9. Marshall	.320

ON BASE PCT

1. Rice	.384
2. UCF	.375
3. Tulane	.370
4. Memphis	.369
5. UAB	.366
6. East Carolina	.356
7. Houston	.352
8. Southern Miss	.345
9. Marshall	.327

RUNS SCORED

1. East Carolina	146
2. UCF	145
3. Memphis	139
4. Rice	136
5. Tulane	125
6. UAB	120
7. Southern Miss	106
8. Houston	87
9. Marshall	80

HITS

1. East Carolina	255
2. UCF	251
3. Rice	243
4. Memphis	238
5. UAB	233
6. Tulane	231
7. Houston	227
8. Southern Miss	198
9. Marshall	193

RUNS BATTED IN

1. East Carolina	131
UCF	131
3. Rice	119
4. Tulane	116
5. Memphis	115
6. Southern Miss	98
7. UAB	97
8. Houston	82
9. Marshall	74

DOUBLES

1. Tulane	48
2. Rice	43
3. UCF	42
4. East Carolina	37
5. Marshall	34
6. Southern Miss	33
Memphis	33
8. UAB	32
9. Houston	28

TRIPLES

1. Southern Miss	8
2. Marshall	5
UAB	5
4. Tulane	4
5. UCF	3
6. Memphis	2
Houston	2

HOME RUNS

1. Tulane	21
2. UCF	19
3. Memphis	15
4. Rice	12
East Carolina	12
6. UAB	10
7. Southern Miss	6
8. Marshall	5
9. Houston	4

TOTAL BASES

1. UCF	356
2. Tulane	350
3. East Carolina	328
4. Rice	322
5. Memphis	320
6. UAB	305
7. Houston	271
8. Southern Miss	265
9. Marshall	252

TOTAL PLATE APPEARANCES

1. UCF	1008
2. Rice	998
3. East Carolina	992
UAB	992
5. Houston	981
6. Memphis	960
7. Tulane	959
8. Southern Miss	943
9. Marshall	913

AT BATS

1. East Carolina	867
2. UCF	857
3. UAB	850
4. Houston	839
5. Memphis	830
6. Rice	823
7. Tulane	817
8. Southern Miss	791
9. Marshall	788

WALKS

1. Rice	107
2. UAB	106
3. Tulane	99
Southern Miss	99
5. UCF	94
6. Memphis	87
7. Houston	83
8. Marshall	82
9. East Carolina	73

HIT BY PITCH

1. UCF	27
2. Houston	26
3. Rice	24
4. Memphis	23
5. Southern Miss	19
6. Tulane	18
7. East Carolina	17
UAB	17
9. Marshall	16

STRIKEOUTS

1. Southern Miss	177
2. UAB	172
3. Houston	170
Marshall	170
5. UCF	164
6. Memphis	160
7. Tulane	152
8. East Carolina	137
9. Rice	126

SAC BUNTS

1. Houston	26
Southern Miss	26
3. Rice	25
4. East Carolina	23
5. Marshall	22
6. UAB	18
Tulane	18
8. Memphis	16
9. UCF	14

SAC FLIES

1. Rice	19
2. UCF	14
3. East Carolina	12
4. Tulane	7
Southern Miss	7
Houston	7
7. Marshall	5
8. Memphis	4
9. UAB	1

STOLEN BASES

1. UCF	42
2. Memphis	28
3. Houston	27
4. Rice	26
Southern Miss	26
6. East Carolina	18
7. UAB	17
8. Tulane	16
9. Marshall	12

CAUGHT STEALING

1. Memphis	14
2. UCF	13
3. Marshall	12
4. Tulane	9
Houston	9
East Carolina	9
7. UAB	8
8. Southern Miss	7
9. Rice	6

STEAL ATTEMPTS

1. UCF	55
2. Memphis	42
3. Houston	36
4. Southern Miss	33
5. Rice	32
6. East Carolina	27
7. UAB	25
Tulane	25
9. Marshall	24

GROUNDING INTO DP

1. Tulane	30
2. Rice	24
3. Memphis	19
4. East Carolina	17
UCF	17
6. Marshall	16
7. Houston	15
8. UAB	12
9. Southern Miss	8

PITCHING

EARNED RUN AVG

1. Rice	3.01
2. East Carolina	3.05
3. Southern Miss	3.35
4. Memphis	3.63
5. Tulane	3.71
6. UCF	3.94
7. Marshall	3.99
8. UAB	6.08
9. Houston	6.18

OPPOSING BAT AVG

1. Rice	.218
2. Memphis	.256
3. Southern Miss	.260
4. East Carolina	.263
5. Marshall	.281
6. UCF	.281
7. Tulane	.290
8. Houston	.314
9. UAB	.319

INNINGS PITCHED

1. UCF	223.2
2. East Carolina	218.1
Tulane	218.1
4. Rice	218.0
5. Southern Miss	215.0
6. UAB	213.1
7. Memphis	213.0
8. Houston	212.2
9. Marshall	209.2

BATTERS STRUCK OUT

1. Rice	207
2. UCF	171
3. East Carolina	165
4. Houston	161
5. Marshall	160
6. Memphis	159
7. Southern Miss	147
8. Tulane	131
9. UAB	128

BATTERS SO OUT LOOKING

1. Rice	61
2. UCF	49
East Carolina	49
4. Marshall	46
5. Houston	42
6. Tulane	40
Southern Miss	40
8. Memphis	38
9. UAB	37

WINS

1. Rice	17
2. UCF	16
3. Memphis	14
Tulane	14
Southern Miss	14
6. East Carolina	13
7. UAB	9
8. Houston	5
Marshall	5

LOSSES

1. Marshall	19
2. Houston	18
3. UAB	15
4. East Carolina	10
Tulane	10
Memphis	10
Southern Miss	10
8. UCF	8
9. Rice	7

SAVES

1. Southern Miss	8
2. UCF	7
Tulane	7
Rice	7
5. East Carolina	6
6. Memphis	4
7. Marshall	3
UAB	3

RUNNERS PICKED OFF

1. UAB	8
2. Houston	7
3. Marshall	6
East Carolina	6
5. UCF	4
6. Memphis	3
Rice	3
8. Tulane	2

SAC BUNTS ALLOWED

1. UCF	28
2. Rice	26
3. Marshall	22
4. UAB	20
5. Tulane	19
Memphis	19
7. Southern Miss	18
8. Houston	17
East Carolina	17

SAC FLIES ALLOWED

1. Houston	15
UAB	15
3. Memphis	10
4. Southern Miss	8
5. Marshall	7
6. East Carolina	6
UCF	6
8. Tulane	5
9. Rice	4

HITS ALLOWED

1. Rice	169
2. Memphis	204
3. Southern Miss	210
4. East Carolina	219
5. Marshall	235
6. UCF	240
7. Tulane	246
8. UAB	270
9. Houston	272

RUNS ALLOWED

1. Rice	82
2. Southern Miss	92
3. East Carolina	98
4. Memphis	99
5. Tulane	106
6. UCF	122
7. Marshall	134
8. UAB	166
9. Houston	185

EARNED RUNS ALLOWED

1. Rice	73
2. East Carolina	74
3. Southern Miss	80
4. Memphis	86
5. Tulane	90
6. Marshall	93
7. UCF	98
8. UAB	144
9. Houston	146

WALKS ALLOWED

1. East Carolina	53
2. Southern Miss	79
3. Marshall	87
4. UAB	90
5. Tulane	94
6. Rice	101
7. Memphis	103
8. UCF	108
9. Houston	116

DOUBLES ALLOWED

1. Rice	23
2. East Carolina	27
3. Memphis	32
4. UCF	33
5. Marshall	34
6. Southern Miss	38
7. Tulane	44
8. Houston	48
9. UAB	50

TRIPLES ALLOWED

1. Tulane	0
2. UCF	2
Rice	2
4. East Carolina	3
Memphis	3
6. Southern Miss	4
Marshall	4
8. Houston	5
9. UAB	6

HOME RUNS ALLOWED

1. Rice	5
2. Tulane	8
UCF	8
4. Southern Miss	9
Memphis	9
6. Marshall	12
7. East Carolina	14
8. Houston	15
9. UAB	24

WILD PITCHES

1. UCF	24
2. Marshall	23
3. Houston	22
Memphis	22
5. Rice	19
6. Tulane	17
7. UAB	15
8. Southern Miss	14
9. East Carolina	13

BALKS

1. Marshall	5
2. Memphis	4
Southern Miss	4
4. East Carolina	3
5. Tulane	2
UCF	2
7. Houston	1
UAB	1

HIT BATTERS

1. Marshall	27
2. Southern Miss	25
Rice	25
4. UAB	22
5. UCF	21
6. Tulane	17
Memphis	17
8. Houston	16
East Carolina	16

INTENTIONAL BB ALLOWED

1. Southern Miss	3
2. UAB	7
3. UCF	1
4. Tulane	6
5. Rice	4
6. Memphis	1
Houston	1
8. East Carolina	3
9. Marshall	5

FIELDING**FIELDING PCT**

1. Tulane	.978
2. Memphis	.977
3. Southern Miss	.975
4. Rice	.973
5. East Carolina	.971
6. UAB	.968
7. UCF	.962
8. Marshall	.953
9. Houston	.951

CHANCES

1. UCF	985
2. Rice	974
3. Houston	959
4. Southern Miss	947
5. East Carolina	945
6. Tulane	937
7. UAB	933
8. Marshall	910
9. Memphis	908

PUTOUTS

1. UCF	671
2. Tulane	655
East Carolina	655
4. Rice	654
5. Southern Miss	645
6. UAB	640
7. Memphis	639
8. Houston	637
9. Marshall	629

Assists

1. Rice	294
2. Southern Miss	278
3. UCF	277
4. Houston	275
5. East Carolina	263
UAB	263
7. Tulane	261
8. Memphis	248
9. Marshall	238

ERRORS

1. Houston	47
2. Marshall	43
3. UCF	37
4. UAB	30
5. East Carolina	27
6. Rice	26
7. Southern Miss	24
8. Tulane	21
Memphis	21

FIELDING DOUBLE PLAYS

1. UCF	28
2. UAB	26
3. Southern Miss	25
4. Tulane	23
5. East Carolina	21
6. Houston	19
7. Rice	18
8. Memphis	17
9. Marshall	15

STOLEN BASES AGAINST

1. Marshall	39
2. Houston	32
3. Memphis	30
4. Tulane	26
5. UCF	23
6. Southern Miss	22
7. Rice	19
8. UAB	13
9. East Carolina	5

CAUGHT STEALING BY

1. Marshall	14
2. Memphis	11
3. Tulane	10
Southern Miss	10
5. Houston	9
East Carolina	9
7. UCF	8
Rice	8
9. UAB	7

STEAL ATTEMPTS AGAINST

1. Marshall	53
2. Memphis	41
Houston	41
4. Tulane	36
5. Southern Miss	32
6. UCF	31
7. Rice	27
8. UAB	20
9. East Carolina	14

Passed Balls

1. Memphis	10
2. UCF	9
3. Marshall	8
4. Tulane	5
Southern Miss	5
6. Houston	4
East Carolina	4
8. UAB	3

CATCHERS INTERFERENCE

1. UAB	1
UCF	1
Memphis	1



INDIVIDUAL RECORDS - ALL GAMES

BATTING

LONGEST HITTING STREAK

40	Jarrod Bitter, HOU	1998-99
33	James Matan, CHA	1998
29	Stephen Batts, ECU	2007-08
29	Scott Peden, SLU	2005

BATTING AVERAGE

SEASON

.447	Chris Duffy, UCF	2010
.443	Chad Zurcher, MEM	2011
.441	Terry Trofholz, TCU	2002
.434	Rob Segedin, TLN	2010
.428	Shane Brown, UCF	2010
.427	Goefrey Tomlinson, HOU	1997
.424	Bo Robinson, CHA	1998
.423	Ryan Keedy, UAB	2008
.420	Michael Aubrey, TLN	2003
.417	Shayne Carnes, UAB	1998
.416	Darryl Lawhorn, ECU	2002
.408	Michael Artman, USM	1999
.407	Kevin Youkilis, CIN	1999
.405	Jarrett Hoffpauir, USM	2004
.400	Ryan Jones, ECU	2004

OFFICIAL AT BATS

GAME

9	Chad Zurcher, MEM (Middle Tennessee)	4-23-08
9	Sean Allen, HOU (Baylor)	2-21-99
9	Aaron Melebeck, HOU (Baylor)	2-21-99
9	Brandon Caraway, HOU (Baylor)	2-21-99
9	Craig House, MEM (Evansville)	3-7-99
9	Daniel Ugglu, MEM (Evansville)	3-7-99
9	Nick Garcia, MEM (Evansville)	3-7-99

SEASON

299	Andy Cannizaro, TLN	2001
295	Greg Buchanan, RICE	2006
290	Jake Gautreau, TLN	2001
288	Tommy Manzella, TLN	2005
280	Brian Friday, RICE	2007

RUNS SCORED

GAME

6	D.J. Hicks, UCF (UAB)	4-24-09
6	Aaron Luna, RICE (Marshall)	5-18-06
6	Kevin Youkilis, CIN (Dayton)	5-2-00
5	28 times	
	<i>Most Recent:</i>	
	Jack Reinheimer, ECU (UCF)	3-25-12

SEASON

90	James Jurries, TLN	1999
87	Ryan Wood, ECU	2009
86	Gio Cafaro, USF	1996
85	Kevin Youkilis, CIN	1999
85	Ross Gload, USF	1997
84	Jason Sparks, TLN	1998
84	Joey Hammond, CHA	1998
84	Gerald Parr, CHA	1998

HITS

GAME

7	Jamie Paige, ECU (CIN)	4-17-04
6	Tyler Huelsing, MEM (MAR)	4-3-10
6	Dustin Harrington, ECU (Monmouth)	3-21-10
6	Rob Segedin, TLN (NW State)	3-12-08
6	Adam Amar, MEM (ECU)	5-20-06
6	Nate Fish, CIN (Miami-Ohio)	4-24-02
6	Steve Shirley, TLN (USF)	5-12-00
6	Kevin Youkilis, CIN (Dayton)	5-2-00
6	Anthony Snowell, CIN (SLU)	5-7-99
5	92 tied with	
	<i>Most Recent:</i>	
	Brandon Boudreaux, TLN (USM)	5-4-12

SEASON

118	Andy Cannizaro, TLN	2001
-----	---------------------	------

109	Jarrett Hoffpauir, USM	2004
108	Dustin Carr, HOU	1997
106	Michael Artman, USM	1999
106	Bo Robinson, CHA	1998
106	Chris Heintz, USF	1996
106	Goefrey Tomlinson, HOU	1997

RUNS BATTED IN

GAME

10	Shayne Carnes, UAB (Alabama State)	3-17-98
9	Bill Moss, MEM (Illinois State)	3-14-07
9	Daniel Ugglu, MEM (Eastern Ill.)	3-14-01
8	Tyler Huelsing, MEM (MAR)	4-3-10
8	Anthony Rendon, RICE (California)	3-13-10
8	Dustin Kingsbury, HOU (CIN)	4-3-05
8	Josh Payne, MEM (UT-Martin)	4-2-03
8	Corey Hinton, CIN (Dayton)	3-31-99
8	Craig House, MEM (Army)	3-1-98
8	Mickey McKee, TUL (USM)	5-9-98
8	B.J. Huff, UAB (SLU)	3-15-96
8	James Matan, CHA (MEM)	4-20-96

SEASON

100	Bo Robinson, CHA	1998
96	Jake Gautreau, TLN	2001
95	James Matan, CHA	1998
95	Chris Heintz, USF	1996
92	Jarrett Hoffpauir, USM	2004

DOUBLES

GAME

4	Shane Brown, UCF (TLN)	5-21-10
4	Diego Seastrunk, RICE (TAMUCC)	3-12-08
4	Dave DiNatale, UCF (Monmouth)	3-3-06
4	Brad Willcutt, USM (HOU)	5-21-05
4	Jamie Paige, ECU (CIN)	4-17-04
4	Jarrett Hoffpauir, USM (SE La.)	4-24-02
4	Brian Hughes, TLN (Centenary)	4-8-98
3	49 tied with	
	<i>Most Recent:</i> Chris Taladay, UCF (TLN)	4-22-12

SEASON

34	Ryan Norwood, ECU	2004
34	Andy Cannizaro, TLN	2001
32	Bo Robinson, CHA	1998
32	Dustin Carr, HOU	1997
29	Rob Segedin, TLN	2010
29	Ryan Keedy, UAB	2008
29	Brian Friday, RICE	2007
29	Brian Hughes, TLN	1998
29	Goefrey Tomlinson, HOU	1997
29	Bo Robinson, CHA	1997

TRIPLES

GAME

2	Kameron Brunty, USM (Coll. of Charleston)	3-18-11
2	Keith DePew, UAB (Cleveland State)	3-4-11
2	Kurt Lipton, MAR (Coppin State)	4-21-10
2	Adam Yeager, MAR (Rice)	3-22-08
2	Brian Dozier, USM (South Alabama)	3-21-06
2	Warren McFadden, TLN (Penn State)	2-18-06
2	Kevin Roberts, HOU (Texas A&M)	2-13-05
2	LaFringe Hayes, CIN (Cleveland State)	3-4-05
2	Patrick Breen, HOU (Texas Tech)	3-23-04
2	Marc Maddox, USM (Indiana State)	3-5-04
2	Jeff Baisley, USF (Central Michigan)	2-28-04
2	Mike Budak, LOU (Cleveland St.)	3-12-02
2	Mark Jurich, LOU (Vanderbilt)	2-23-02
2	Greg Wooley, USM (USF)	3-23-00
2	Doug Lorenz, LOU (UAB)	5-16-99
2	Mike Medrano, HOU (TLN)	3-15-98
2	Doug Lorenz, LOU (CHA)	5-1-98
2	Scott Cheek, USM (New Orleans)	3-4-98
2	Brett Bredensteiner, SLU (W. Illinois)	3-20-97
2	Darin Cissel, SLU (Bradley)	3-5-97
2	B.J. Huff, UAB (SLU)	3-15-96
2	Kelly Ray, UAB (Alabama State)	4-11-96

SEASON

11	Corey Lane, CHA	2005
11	B.J. Huff, UAB	1996
8	Joey Anderson, CHA	1996
7	Isaac Ballou, MAR	2011
7	Joel Ansley, HOU	2010
7	Kurt Lipton, MAR	2010
7	Anthony Scelfo, TLN	2008
7	Tyler Henley, RICE	2006
7	LaFringe Hayes, CIN	2005
7	Chris Meeks, TCU	2003
7	Mike Barclay, USF	2002
7	Doug Lorenz, LOU	1999
7	Bubba Pfister, CHA	1999
7	Doug Lorenz, LOU	1998
7	Gio Cafaro, USF	1996

HOME RUNS

GAME

3	Anthony Rendon, RICE (Rider)	6-5-10
3	Austin Gracey, HOU (UTSA)	4-13-10
3	Tyler Huelsing, MEM (MAR)	4-3-10
3	Jamie Bruno, TLN (UCF)	4-11-09
3	Jake Stewart, HOU (UAB)	4-18-08
3	Nate Lape, MAR (Dayton)	4-1-08
3	Corey Kemp, ECU (HOU)	3-22-08
3	Brendan Murphy, MAR (Eastern Ky.)	5-3-06
3	Adam Amar, MEM (TLN)	3-23-06
3	Trey Cuevas, USM (Illinois State)	3-5-06
3	Nathan Southard, TUL (HOU)	5-28-05
3	Austin Adams, TCU (CHA)	4-23-05
3	Jon Greenwich, SLU (Eastern Illinois)	3-30-04
3	Steve Pickerell, CIN (Xavier)	4-29-03
3	Josh Payne, MEM (UT-Martin)	4-2-03
3	Jake Duncan, TCU (Oklahoma)	3-4-03
3	Joe List, CIN (USF)	4-12-02
3	Chris Hamblen, CIN (MEM)	3-31-02
3	Allen Wingham, USM (TCU)	3-15-02
3	Kevin Youkilis, CIN (Toledo)	5-2-01
3	Daniel Ugglu, MEM (Eastern Ill.)	3-14-01
3	J.P. Woodward, HOU (LOU)	3-20-99
3	James McAuley, LOU (UAB)	5-15-99
3	Nick Crocker, SLU (Bradley)	3-3-99
3	Jason Sparks, TLN (CHA)	3-21-99
3	Shayne Carnes, UAB (Alabama State)	3-17-98
3	Scott Heller, CIN (Marshall)	5-5-98
3	Craig House, MEM (Army)	3-1-98
3	Jason Lovell, MEM (CIN)	4-25-98
3	Jeremy Albritton, USM (Kentucky)	2-22-98
3	Mike Pursell, TLN (LSU)	3-3-98
3	Mickey McKee, TLN (USM)	5-9-98
3	Jeff Bell, UAB (CHA)	5-15-96
3	James Matan, CHA (MEM)	4-20-96
3	Chris Heintz, USF (N.C. State)	5-23-96

SEASON

30	Jason Sparks, TLN	1998
27	James Matan, CHA	1998
26	Anthony Rendon, RICE	2010
23	Jeff Cook, USM	2003
23	Clint King, USM	2003
23	Chad Sutter, TLN	1999
23	Shayne Carnes, UAB	1998
23	Chad Sutter, TLN	1997

TOTAL BASES

GAME

15	Tyler Huelsing, MEM (MAR)	4-3-10
14	Austin Adams, TCU (CHA)	4-23-05
14	Jon Greenwich, SLU (Eastern Illinois)	3-30-04
14	Clayton McCullough, ECU (N.Y. Tech)	2-22-02
14	Jason Lovell, MEM (CIN)	4-25-98
13	11 tied with	
	<i>Most Recent:</i>	
	Anthony Rendon, RICE (Rider)	6-5-10

SEASON

209	James Matan, CHA	1998
199	Bo Robinson, CHA	1998
196	Clint King, USM	2003

194	James Jurries, TLN	1999
191	Jake Gautreau, TLN	2001

STOLEN BASES

GAME		
6	Josh Hoffpauir, USM (CIN)	4-29-00
5	Josh Prince, TLN (UCF)	4-21-09
5	Adam Yeager, MAR (Tulane)	5-18-08
5	Mitch Jones, UAB (Alabama State)	2-13-00
4	Nick Boullosa, TLN (Jackson State)	4-27-11
4	Jamal Austin, UAB (Jacksonville State)	3-1-11
4	Joel Ansley, HOU (UAB)	5-1-10
4	Jamal Austin, UAB (Eastern Illinois)	3-6-10
4	Nick Crawford, UAB (Alabama)	3-24-09
4	Harrison Eldridge, ECU (VCU)	3-11-08
4	Tyson Auer, UCF (Michigan State)	3-6-07
4	Ryan Wood, ECU (UCF)	5-12-07
4	Tony Giarratano, TLN (New Orleans)	4-1-03
4	Michael Bourn, HOU (USF)	5-5-02
4	Michael Bourn, HOU (TLN)	3-24-02
4	Andy Cannizaro, TUL (UAB)	4-29-01
4	Gio Cafaro, USF (CIN)	4-2-96
4	Gio Cafaro, USF (UAB)	5-12-96

SEASON

55	Will Smith, UAB	2000
52	Andy Cannizaro, TLN	2001
50	Gio Cafaro, USF	1996
48	Josh Prince, TLN	2009
48	Jonny Kaplan, TLN	2003

WALKS

GAME		
5	Trey Cuevas, USM (Miss. State)	4-22-08
5	J.P. Woodward, HOU (Rice)	5-28-00
5	Will Smith, UAB (Alabama State)	2-13-00
5	Johnny Raburn, USF (Stetson)	2-8-00
5	Gerald Parr, CHA (Howard)	2-28-98
5	Bo Robinson, CHA (Howard)	2-23-96
4	70 tied with	
	<i>Most Recent:</i> D.J. Hicks, UCF (TLN)	5-26-12

SEASON

80	Anthony Rendon, RICE	2011
68	Ross Gload, USF	1996
65	Anthony Rendon, RICE	2010
64	Gerald Parr, CHA	1998
63	Kevin Youkilis, CIN	2000
61	Kyle Roller, ECU	2010
61	Craig Tewes, CIN	1999

STRIKEOUTS

GAME		
5	D.J. Hicks, UCF (Boston College)	2-25-12
5	Brett Bowen, MEM (Ole Miss)	3-18-09
5	K.K. Chalmers, MEM (Middle Tennessee)	4-23-08
5	Jared Dyer, TLN (UAB)	3-28-08
5	Matt Helm, MAR (TUL)	3-23-07
5	Bryan Hiermeier, USF (ECU)	4-4-03
5	Chris Hesse, USM (MEM)	3-14-97
5	Jason Dellaero, USF (Florida)	5-25-96
4	several tied with	

SEASON

73	Ryan Frith, USM	2004
69	Rick Hague, RICE	2009
68	Matt Womble, UAB	2002
68	Dan DeMent, UAB	2000
67	Jordan Hart, MEM	2004

SLUGGING PERCENTAGE

SEASON		
.850	Chris Duffy, UCF	2010
.846	Jason Sparks, TLN	1998
.839	Shayne Carnes, UAB	1998
.823	Ryan Jones, ECU	2004
.813	James Matan, CHA	1998

ON-BASE PERCENTAGE

SEASON		
.549	Kevin Youkilis, CIN	2001
.547	Chad Zurcher, MEM	2011
.541	Shane Brown, UCF	2010
.539	Chris Duffy, UCF	2010
.530	Anthony Rendon, RICE	2010

SACRIFICE HITS

SEASON		
21	Nick Crawford, UAB	2008
16	Zak Presley, HOU	2009
15	Nick Crawford, UAB	2010
15	Keith Barnes, UAB	2000
14	Keith DePew, UAB	2011
14	Cat Everett, TLN	2007
14	Brian Friday, RICE	2007
14	Alex Bryant, CHA	2005
14	Chris Lane, CHA	2005
14	Bily Richardson, ECU	2004
14	Kevin Wilson, CIN	2000

SACRIFICE FLIES

SEASON		
14	Chris Heintz, USF	1996
12	Jarrett Hoffpauir, USM	2004
10	D.J. Hicks, UCF	2012
9	Jeremy Schaffer, TLN	2009
9	Nate Lape, MAR	2008
8	ten tied with	
	<i>Most Recent:</i>	
8	Jeremy Rathjen, RICE	2012

HIT BY PITCH

SEASON		
35	Ronnie Richardson, UCF	2012
28	Michael Sterling, USM	2012
25	Aaron Luna, RICE	2006
24	Kyle Roller, ECU	2009
22	six tied with	
	<i>Most Recent:</i>	
22	Shane Brown, UCF	2010

PITCHING

MOST WINS

SEASON		
15	Lance Broadway, TCU	2005
13	Eddie Degerman, RICE	2006
13	Brian Bogusevic, TLN	2005
13	Brad Sullivan, HOU	2002
13	Kyle Crowell, HOU	2000
13	Jared Berkowitz, TLN	1999
13	Josh Bobbitt, TLN	1998
12	Brad Lincoln, HOU	2006
12	Micah Owings, TLN	2005
12	John Maine, CHA	2001
12	Jared Berkowitz, TLN	2000
12	Scott Glaser, USF	1999
12	Scott Glaser, USF	1996
12	Jason Navarro, TLN	1997

EARNED RUN AVERAGE

SEASON (min. 1.0 IP per team game)		
1.21	Carlos Fernandez, LOU	2003
1.57	Brad Mincey, ECU	2011
1.62	Lance Broadway, TCU	2005
1.69	Brad Lincoln, HOU	2006
1.71	She Maness, ECU	2011
1.82	Cole St. Clair, RICE	2006
1.82	Brad Sullivan, HOU	2002
1.92	Andy Smithmyer, ECU	2012
1.93	Ryan Wagner, HOU	2003
1.99	Andrew Pierce, USM	2012
2.00	Eddie Degerman, RICE	2006
2.00	Jason Navarro, TLN	1997

INNINGS PITCHED

GAME		
11.0	Chad Harville, MEM (SLU)	4-12-97
10.0	Seth Maness, ECU (Rutgers)	3-18-11
10.0	Brad Lincoln, HOU (SLU)	5-7-05
10.0	Brad Sullivan, HOU (ECU)	3-14-03
10.0	Beau Richardson, TLN (MEM)	5-19-01
10.0	Zach Treadway, CHA (USF)	5-6-01
10.0	Brad Wehrfritz, SLU v. (Tenn.-Martin)	5-1-01
10.0	Mike Heis, CIN (Kentucky)	5-5-99
10.0	Jason Stanford, CHA (UAB)	4-24-99
9.2	B.J. Borsa, CIN (SLU)	5-18-02

9.2	Jonathan Leicester, MEM (USM)	3-17-00
9.1	Jeremy Slone, MAR (TLN)	5-7-06

SEASON

138.1	Kyle Crowell, HOU	2000
134.1	John Maine, CHA	2001
130.2	Eddie Degerman, RICE	2006
130.1	Brian Bogusevic, TLN	2005
129.2	Micah Owings, TLN	2005

NO-HITTERS

Mitch Houck, Austin Hudson, UCF (Wagner)	3-17-08
J.R. Crowel, Billy Mohl, Daniel Latham, TLN (Nicholls State)	4-26-05
Ricky Brooks, ECU (Memphis)	4-24-05
Cliff Russum, USM (Eastern Illinois)	3-13-04
Josh Bobbitt, TLN (New York Tech) (7 inn.)	3-8-98

FEWEST HITS

GAME (min. 9 inn. pitched)		
1	Sam Moll, MEM (MAR)	4-7-12
1	Ricky Brooks, ECU (CHA)	3-26-05
1	Jason Tourangeau, ECU (HOU)	5-21-03
1	Austin Fought, HOU (UAB)	4-7-01
1	Brian Bentley, LOU (USF)	3-28-99
1	Shane Nance, HOU (USM)	4-30-98
1	Jason Stanford, CHA (SLU)	4-18-98
2	Ryan Berry, RICE (Texas A&M)	3-1-09
2	Matt Johnson, CHA (SLU)	5-13-01
2	Andre Parks, UAB (LOU)	5-4-01
2	Shane Nance, HOU (SLU)	5-22-99
2	Jared Berkowitz, TLN (HOU)	4-17-99
2	Henry Bonilla, TLN (MEM)	4-23-99
2	Jason Fortenberry, USM (SLU)	4-25-98
2	Reggie Wheat, USM (South Ala.)	3-12-96
2	Jason Navarro, TLN (SLU)	5-3-97

SEASON

39	Cole St. Clair, RICE	2006
39	Ryan Wagner, HOU	2003
42	Carlos Fernandez, LOU	2003
44	Chad Harville, MEM	1996
47	John Simms, RICE	2012

MOST STRIKEOUTS

GAME		
17	Derek Hankins, MEM (Murray State)	2-28-04
17	Chad Harville, MEM (CIN)	5-2-97
16	Dan Langfield, MEM (Kennesaw State)	2-25-11
16	Brad Sullivan, HOU (SLU)	4-18-03
16	Brad Sullivan, HOU (MEM)	4-12-02
16	Josh Bobbitt, TLN (New York Tech)	3-8-98
16	Mike Ruhman, SLU (Westminster)	3-28-96

SEASON

172	Eddie Degerman, RICE	2006
157	Brad Sullivan, HOU	2002
154	Brad Sullivan, HOU	2003
152	Brad Lincoln, HOU	2006
151	Lance Broadway, TCU	2005

COMPLETE GAMES

SEASON		
9	Corey Lawson, SLU	2002
7	Chad Harville, MEM	1997
6	B.J. Borsa, CIN	2002
6	Jason Stanford, CHA	1999
6	Brannon Player, CHA	1997

SHUTOUTS

SEASON		
4	Craig House, MEM	1999
3	Chase Joiner, MEM	2012
3	Matthew Reckling, RICE	2012
3	Lance Broadway, TCU	2005
3	Brad Sullivan, HOU	2002
3	Kyle Crowell, HOU	2000

SAVES

SEASON		
18	Tyler Conn, USM	2008
16	Brandon Belanger, TLN	1999
15	Ryan Wagner, HOU	2003



14	Nick Pepitone, TLN	2011
14	Shane Mathews, ECU	2007
14	Daniel Latham, TLN	2005

APPEARANCES

SEASON		
41	Joey Livingston, USF	2002
41	Brandon Belanger, TLN	1999
40	Steven Boyles, USF	1996
39	Shane Mathews, ECU	2007
39	Joey Charron, TLN	2003
39	Tyler Kee, USM	1999

GAMES STARTED

SEASON		
20	Ryan Berry, RICE	2007
20	John Maine, CHA	2001
20	Scott Glaser, USF	1997
19	Eddie Degerman, RICE	2006
19	Micah Owings, TLN	2005
19	David Austen, USF	2003
19	Zach Jackson, LOU	2003
19	Brad Sullivan, HOU	2003
19	Kyle Crowell, HOU	2000
19	Shane Nance, HOU	1999

OPPOSING BATTING AVERAGE

SEASON		
.147	Ryan Wagner, HOU	2003
.177	Brad Sullivan, HOU	2002
.185	Nathan Mitchell, HOU	2002
.187	Matthew Reckling, RICE	2012
.191	Lance Broadway, TCU	2005
.191	Greg Bunn, ECU	2004

FIELDING

PUTOUTS

GAME		
26	Marc Maddox, USM (La.-Monroe)	5-3-05
23	J.P. Woodward, HOU (Baylor)	2-21-99
22	Craig Tewes, CIN (USF)	4-22-00
21	Brett Logan, HOU (SLU)	5-7-05
19	nine tied with	

SEASON		
605	J.T. Chargois, RICE	2011
598	J.P. Woodward, HOU	2000
596	Ross Gload, USF	1996
594	Joey Archer, USM	2009
582	Michael Aubrey, TUL	2003
582	Mike Eylward, USF	2001

ASSISTS

GAME		
12	Paul Miles, SLU (Murray State)	3-10-00
11	Dan Harness, UAB (SLU)	4-12-98
10	17 tied with; <i>Most Recent:</i> Blake Kelso, HOU (MAR)	5-15-08

SEASON		
249	Brian Friday, RICE	2007
219	Eric McMaster, USM	1999
219	Jared Martin, USM	1997
215	Ryan Metcalf, UAB	2006
215	Aaron Melebeck, HOU	2000

ERRORS

GAME		
5	Ryan Wood, ECU (Southern Miss)	4-5-08
5	Matt Baltz, USM (Alabama)	3-24-98
4	Rick Hague, RICE (Texas A&M)	4-20-10
4	John Frost, UAB (Alabama State)	3-30-10
4	Stuart Musslewhite, TCU (Oklahoma)	4-12-05
4	Patrick Valdez, SLU (Bradley)	3-24-04
4	Brandon Shockley, SLU (Tenn. Tech)	2-28-99
4	Mike Eylward, USF (Florida St.)	3-2-99
4	Chris Reimers, UAB (LOU)	5-14-99
3	several tied with	

SEASON		
34	CorEy Reimers, UAB	1999
33	Brandon Shockley, SLU	1999
30	Chase Jensen, HOU	2011
29	Ryan Hirsch, SLU	1998
29	Jason Dellaero, USF	1996

TEAM RECORDS - ALL GAMES

MOST WINS

OVERALL		
57	Rice	2006
56	Rice	2007
56	Tulane	2005
56	Tulane	2001
51	East Carolina	2004

MOST GAMES PLAYED

70	Rice (56-14)	2007
70	Rice (57-13)	2006
69	Tulane (56-13)	2001
68	Tulane (56-12)	2005
66	Houston (42-24)	2008
66	Houston (48-18)	2000
66	USF (47-19)	1996

BATTING

BATTING AVERAGE

SEASON		
.343	UCF 2010	
.340	Tulane	1998
.339	East Carolina	2009
.338	Tulane	2001
.332	Charlotte	1998

OFFICIAL AT-BATS

GAME		
74	Houston (Baylor)	2-21-99
73	Memphis (Evansville)	3-7-99
63	USF (Florida)	2-25-03
60	USF (CIN)	4-22-00
59	Cincinnati (USF)	4-22-00

SEASON		
2499	Tulane (69 games)	2001
2448	USF (66 games)	1996
2412	Rice (70 games)	2007
2401	East Carolina (66 games)	2009
2383	USF (63 games)	1997

RUNS SCORED

GAME		
32	East Carolina (CIN)	4-17-04
30	East Carolina (N.C. Central)	3-26-10
30	TCU (LOU)	5-16-03
29	UCF (UAB)	4-24-09
28	Tulane (CHA)	3-22-98
27	TCU (CHA)	4-23-05
26	Rice (California)	3-13-10
26	Southern Miss (UCF)	3-28-09
26	East Carolina (Norfolk State)	3-18-09
26	East Carolina (UCF)	3-20-09
26	Rice (MAR)	5-18-06
26	USF (Bethune-Cookman)	2-26-02
26	USF (UAB)	5-1-99

SEASON		
639	Tulane (69 games)	2001
593	Tulane (63 games)	1998
586	USF (66 games)	1996
568	Tulane (65 games)	1999
565	East Carolina (66 games)	2009
565	Charlotte (62 games)	1998

HITS

GAME		
35	TCU (LOU)	5-16-03
34	East Carolina (CIN)	4-17-04
29	Houston (MEM)	4-3-99
28	East Carolina (Delaware State)	5-13-11
28	UCF (Hartford)	3-14-10
28	UCF (UAB)	4-24-09
28	Houston (USM)	4-14-06
28	Southern Miss (SE La.)	4-24-02
28	Tulane (CHA)	3-22-98

SEASON

844	Tulane (69 games)	2001
814	East Carolina (66 games)	2009
792	USF (66 games)	1996
783	USF (63 games)	1997
766	Tulane (63 games)	1998

RUNS BATTED IN

GAME		
32	East Carolina (CIN)	4-17-04
28	East Carolina (N.C. Central)	3-26-10
28	TCU (LOU)	5-16-03
27	Tulane (CHA)	3-22-98
26	UCF (UAB)	4-24-09
26	Rice (MAR)	5-18-06
25	East Carolina (Norfolk State)	3-18-09
25	Southern Miss (UCF)	3-28-09
25	TCU (CHA)	4-23-05
25	USF (Bethune-Cookman)	2-26-02
25	USF (UAB)	4-30-99

SEASON		
587	Tulane (69 games)	2001
536	Tulane (63 games)	1998
532	Rice (63 games)	2010
523	East Carolina (66 games)	2009
520	Tulane (65 games)	1999

DOUBLES

GAME		
11	Rice (Memphis)	4-15-06
11	East Carolina (UAB)	5-13-05
10	UCF (Monmouth)	3-3-06
10	Southern Miss (SE. La.)	4-24-02
10	Southern Miss (CIN)	3-23-02
10	Memphis (Tenn.-Martin)	4-24-01
10	Saint Louis (Western Illinois)	3-14-99
9	17 tied with	
	<i>Most Recent:</i> Tulane (Brown)	3-17-12

SEASON		
168	Tulane (63 games)	1998
164	Tulane (68 games)	2005
162	Rice (70 games)	2006
157	Houston (66 games)	2000
156	Charlotte (62 games)	1998

TRIPLES

GAME		
4	Cincinnati (Cleveland State)	3-4-05
4	UAB (LOU)	4-5-98
4	Louisville (Toledo)	3-1-98
3	20 tied with	
	<i>Most Recent:</i> Rice (Lamar)	3-27-12

SEASON		
29	Charlotte (54 games)	2005
28	Louisville (55 games)	1998
27	USF (66 games)	1996
25	UAB (58 games)	2007
25	Louisville (56 games)	1999

HOME RUNS

GAME		
9	TCU (CHA)	4-23-05
8	Cincinnati (USF)	4-12-02
8	Tulane (CIN)	3-28-99
8	UAB (CIN)	4-26-97
7	11 tied with	
	<i>Most Recent:</i> Tulane (UCF)	4-11-09

SEASON		
128	Tulane (65 games)	1999
105	Tulane (63 games)	1998
108	East Carolina (6 games)	2009
100	East Carolina (64 games)	2004
96	Rice (63 games)	2010



STOLEN BASES

GAME

10	Houston (MEM)	3-24-01
10	UAB (HOU)	3-31-00
10	Houston (UAB)	5-3-97
9	UAB (Jacksonville State)	3-3-09
9	Southern Miss (LOU)	3-31-96
9	Southern Miss (CIN)	3-15-97

SEASON

164	UAB (60 games)	2000
152	Houston (63 games)	1997
146	Tulane (69 games)	2001
137	Charlotte (59 games)	1996
116	Tulane (63 games)	2002

TOTAL BASES

GAME

59	TCU (CHA)	4-23-05
55	TCU (LOU)	5-16-03
51	East Carolina (Norfolk State)	3-18-09
51	UCF (UAB)	4-24-09
47	Tulane (UCF)	4-11-09
47	Rice (MAR)	5-18-06
47	Southern Miss (SE. La)	4-24-02
47	Cincinnati (USF)	4-12-02
47	Houston (MEM)	4-3-99
47	USF (UAB)	4-30-99
47	UAB (Samford)	4-7-98
47	USF (SLU)	4-6-97

SEASON

1310	East Carolina (66 games)	2009
1297	Tulane (65 games)	1999
1269	Tulane (63 games)	1998
1268	USF (66 games)	1996
1263	Tulane (69 games)	2001

WALKS

GAME

19	UCF (LIU Brooklyn)	2-17-12
19	Tulane (Jackson State)	3-28-06
17	Saint Louis (Eastern Illinois)	3-30-04
17	Charlotte (Howard)	2-23-96
16	4 tied with	
	Most Recent: UAB (Alabama State)	2-12-00

SEASON

340	USF (66 games)	1996
331	Tulane (68 games)	2005
323	Charlotte (62 games)	1998
321	Louisville (56 games)	1999
320	Rice (63 games)	2010
319	Tulane (69 games)	2001

STRIKEOUTS

GAME

20	Houston (Baylor)	2-21-99
19	Memphis (HOU)	4-23-02
19	Memphis (HOU)	4-12-02
18	East Carolina (RICE)	4-8-11
18	UAB (HOU)	3-31-00
18	Southern Miss (LSU)	2-19-99
18	Tulane (Southwestern La.)	3-19-97

SEASON

500	Memphis (58 games)	2001
483	UAB (60 games)	2000
477	USF (66 games)	1996
468	Memphis (53 games)	2002
468	UAB (56 games)	2002

SLUGGING PERCENTAGE

SEASON

.563	Tulane	1998
.561	Tulane	1999
.546	East Carolina	2009
.545	Charlotte	1998
.538	UCF	2010

ON-BASE PERCENTAGE

SEASON

.435	UCF	2010
.433	Tulane	1998
.422	Southern Miss	2010
.421	Charlotte	1998
.419	Tulane	2001

HIT BY PITCH

SEASON

112	Rice	2006
101	Southern Miss	2010
96	UCF	2010
93	Rice	2007
91	Charlotte	2000

PITCHING

EARNED RUN AVERAGE

SEASON

2.67	East Carolina	2011
2.85	Rice	2012
3.04	Rice	2007
3.16	Rice	2006
3.18	Rice	2011

INNINGS PITCHED

GAME

22.0	Houston (Baylor)	2-21-99
21.0	Memphis (Evansville)	3-7-99
17.0	Cincinnati (Kentucky)	5-5-99
16.0	UCF (Monmouth)	3-9-08
16.0	Houston (MEM)	4-23-06
16.0	Cincinnati (USF)	4-22-00
16.0	USF (CIN)	4-22-00

SEASON

625.2	Rice (70 games)	2007
619.0	Tulane (69 games)	2001
618.2	Rice (70 games)	2006
602.0	Tulane (68 games)	2005
597.2	Houston (66 games)	2000

STRIKEOUTS

GAME

21	Houston (SLU)	5-7-05
19	East Carolina (Michigan)	3-17-07
19	TCU (Manhattan)	3-4-05
19	Houston (Memphis)	4-13-02
19	Houston (Memphis)	4-12-02
19	Memphis (Evansville)	3-7-99
18	Rice (ECU)	4-8-11
18	UCF (Monmouth)	3-9-08
18	UCF (Northeastern)	3-7-07
18	East Carolina (Elon)	3-5-03
18	Houston (UAB)	3-31-00
18	Tulane (Southeastern La.)	3-4-98

SEASON

653	Rice (70 games)	2006
579	Tulane (68 games)	2005
569	Tulane (63 games)	1996
552	Rice (62 games)	2008
552	Rice (70 games)	2007

SAVES

SEASON

22	Houston (66 games)	2008
22	Rice (70 games)	2006
22	Tulane (68 games)	2005
21	Rice (70 games)	2007
20	East Carolina (61 games)	2012
20	Southern Miss (64 games)	2008

OPPOSING BATTING AVERAGE

SEASON

.217	Rice (60 games)	2012
.228	Rice (70 games)	2006
.236	Rice (70 games)	2007
.239	East Carolina (62 games)	2011
.244	Tulane (62 games)	2008

COMPLETE GAMES

SEASON

14	Louisville (61 games)	2001
12	Tulane (60 games)	2001
12	Charlotte (57 games)	1999
12	Charlotte (57 games)	1997
11	Charlotte (52 games)	2000

SHUTOUTS

SEASON

9	East Carolina (62 games)	2011
9	East Carolina (64 games)	2004
8	Rice (60 games)	2012
8	Rice (70 games)	2007
8	Tulane (68 games)	2005
8	TCU (61 games)	2005
8	Tulane (62 games)	2004

FIELDING

PUTOUTS

GAME

66	Houston (Baylor)	2-21-99
63	Memphis (Evansville)	3-7-99
51	Cincinnati (Kentucky)	5-5-99
48	UCF (Monmouth)	3-9-08
48	Houston (Memphis)	4-23-06
48	Cincinnati (USF)	4-22-00
48	USF (CIN)	4-22-00

SEASON

1877	Rice (70 games)	2007
1856	Rice (70 games)	2006
1806	Tulane (68 games)	2005
1793	Houston (66 games)	2000
1768	USF (66 games)	1996

ASSISTS

GAME

35	Memphis (Evansville)	3-7-99
30	Southern Miss (Louisiana-Monroe)	5-3-05
29	Houston (Baylor)	2-21-99
27	UAB (SLU)	4-12-98
26	USF (ECU)	4-4-03

SEASON

821	Rice (70 games)	2007
780	Southern Miss (63 games)	1999
773	Rice (70 games)	2006
767	Southern Miss (70 games)	2009
749	USF (63 games)	1997

ERRORS

GAME

9	TCU (Oklahoma)	4-12-05
9	UAB (LOU)	5-14-99
9	Saint Louis (Fontbonne)	4-9-98
8	Memphis (TCU)	3-19-04
8	UAB (Samford)	3-9-04
8	Tulane (George Washington)	2-13-98

SEASON

127	Saint Louis (48 games)	1998
125	UAB (53 games)	1999
112	Saint Louis (58 games)	1999
112	Southern Miss (60 games)	1996
111	Memphis (55 games)	2005
111	Charlotte (59 games)	1998

DOUBLE PLAYS

GAME

7	Memphis (Murray State)	4-11-06
---	------------------------	---------

SEASON

84	Southern Miss (60 games)	2010
84	Rice (70 games)	2007
83	Southern Miss (70 games)	2009
81	Southern Miss (58 games)	2011
80	Southern Miss (63 games)	1999

INDIVIDUAL RECORDS - CONFERENCE GAMES

BATTING

BATTING AVERAGE SEASON

.476	Jarrrod Bitter, HOU	1999
.467	Brian Friday, RICE	2006
.459	Adam Amar, MEM	2006
.452	Chad Mazingo, RICE	2010
.451	Goefrey Tomlinson, HOU	1997

OFFICIAL AT BATS GAME

8	Will Petersen, MEM (HOU)	4-23-06
8	Jamie Paige, ECU (CIN)	4-17-04
8	Jake Duncan, TCU (LOU)	5-16-03
8	Ryan Minges, CIN (USF)	4-22-00
8	Kevin Youkilis, CIN (USF)	4-22-00
8	Chris Cuccia, USF (CIN)	4-22-00
8	Ben Drawdy, USF (CIN)	4-22-00
7	64 tied with	

SEASON

142	Jamie Paige, ECU	2004
137	Stuart Musslewhite, TCU	2005
133	Jake Duncan, TCU	2003
130	Mike Ambrose, CHA	2005
130	Matt Shepherd, USM	2004
130	Tony Giarratano, TLN	2003

RUNS SCORED GAME

6	D.J. Hicks, UCF (UAB)	4-24-09
6	Aaron Luna, RICE (MAR)	5-18-06
5	Jack Reinheimer, ECU (UCF)	3-25-12
5	Kyle Roller, ECU (MEM)	5-16-08
5	Drew Carson, USM (MEM)	5-9-08
5	Anthony Scelfo, TLN (MEM)	4-26-08
5	K.K. Chalmers, MEM (UCF)	5-12-06
5	Danny Sawyer, UAB (UCF)	4-23-06
5	Austin Adams, TCU (CHA)	4-23-05
5	Mark Minicozzi, ECU (CIN)	4-17-04
5	Terry Trofholz, TCU (LOU)	5-16-03
5	Andy Cannizaro, TLN (CHA)	4-8-01
5	Anthony Snowell, CIN (SLU)	5-5-99
5	Mike Pursell, TLN (CHA)	3-22-98
5	Joey Anderson, CHA (LOU)	5-16-96
5	Chris Heintz, USF (CIN)	4-14-96
4	93 tied with	

SEASON

46	Ryan Jones, ECU	2004
46	James Jurries, TLN	2002
43	Ross Gload, USF	1997
42	James Jurries, TLN	1999
42	Brandon Caraway, HOU	1998

HITS GAME

7	Jamie Paige, ECU (CIN)	4-17-04
6	Tyler Huelsing, MEM (MAR)	4-3-10
6	Billy Richardson, ECU (CIN)	4-17-04
6	Steve Shirley, TLN (USF)	5-12-00
6	Kevin Youkilis, CIN (SLU)	3-17-00
6	Anthony Snowell, CIN (SLU)	5-5-99
5	40 tied with	

SEASON

57	Jamie Paige, ECU	2004
52	Travis Tully, HOU	2005
52	Terry Trofholz, TCU	2002
51	Ryan Norwood, ECU	2004
50	six tied with	

RUNS BATTED IN GAME

8	Dustin Kingsbury, HOU (CIN)	4-3-05
8	Mickey McKee, TLN (USM)	5-9-98
8	B.J. Huff, UAB (SLU)	3-15-96
8	James Matan, CHA (MEM)	4-20-96
7	20 tied with; most recently: B.A. Vollmuth, USM (Rice)	5-16-10

SEASON

54	Brad Willcutt, USM	2005
50	Bo Robinson, CHA	1998
46	Jake Gautreau, TLN	2001
46	Chris Heintz, USF	1996
45	Shayne Carnes, UAB	1998

DOUBLES GAME

4	Brian Friday, RICE (MEM)	5-15-06
4	Brad Willcutt, USM (HOU)	5-21-05
4	Jamie Paige, ECU (CIN)	4-17-04
3	29 tied with; <i>Most Recent:</i> Chris Taladay, UCF (TLN)	4-22-12

SEASON

21	Ryan Norwood, ECU	2004
19	Andy Cannizaro, TLN	2001
16	Jason Hill, CHA	1998
16	Goefrey Tomlinson, HOU	1997
15	Brad Emaus, TLN	2005
15	Brad Willcutt, USM	2005
15	Devin Ivany, USF	2004

TRIPLES GAME

2	Patrick Breen, HOU (CIN)	4-24-04
2	Greg Wooley, USM (USF)	3-23-00
2	Doug Lorenz, LOU (UAB)	5-16-99
2	Mike Medrano, HOU (TLN)	3-15-98
2	Doug Lorenz, LOU (CHA)	5-1-98
2	B.J. Huff, UAB (SLU)	3-15-96
1	several tied with	

SEASON

7	Corey Lane, CHA	2005
6	Chris Meeks, TCU	2003
6	Mike Barclay, USF	2002
5	Adam Yeager, MAR	2008
5	Brint Hardy, UAB	2007
4	11 tied with <i>Most Recent:</i> Ivan DeJesus, UAB	2012

HOME RUNS GAME

3	Tyler Huelsing, MEM (MAR)	4-3-10
3	Jamie Bruno, TLN (UCF)	4-11-09
3	Jake Stewart, HOU (UAB)	4-18-08
3	Corey Kemp, ECU (HOU)	3-22-08
3	Adam Amar, MEM (TLN)	3-23-06
3	Nathan Southard, TLN (HOU)	5-28-05
3	Austin Adams, TCU (CHA)	4-23-05
3	Joe List, CIN (USF)	4-12-02
3	Allen Winningham, USM (TCU)	3-15-02
3	Chris Hamblen, CIN (MEM)	3-13-02
3	J.P. Woodward, HOU (LOU)	3-20-99
3	James McAuley, LOU (UAB)	5-15-99
3	Jason Sparks, TLN (CHA)	3-21-99
3	Jason Lovell, MEM (CIN)	3-25-98
3	Mickey McKee, TLN (USM)	5-9-98
3	Jeff Bell, UAB (CHA)	5-15-96
3	James Matan, CHA (MEM)	4-20-96
3	Kevin Bennett, LOU (CIN)	3-15-97

SEASON

14	Trevor Lawhorn, ECU	2004
14	James Jurries, TLN	2002
14	Jake Gautreau, TLN	2001
14	James Matan, CHA	1998
14	Bo Robinson, CHA	1998
13	Clint King, USM	2003
13	Jeff Cook, USM	2003

TOTAL BASES GAME

15	Tyler Huelsing, MEM (MAR)	4-3-10
14	Jason Lovell, MEM (CIN)	4-25-98
14	Kevin Bennett, LOU (CIN)	3-15-97

13	Jamie Bruno, TLN (UCF)	4-11-09
13	Jake Stewart, HOU (UAB)	4-18-08
13	Adam Amar, MEM (TLN)	3-23-06
13	James Jurries, TLN (UAB)	4-14-00
13	Anthony Snowell, CIN (SLU)	5-5-99
13	J.P. Woodward, HOU (LOU)	3-20-99

SEASON

103	Ryan Jones, ECU	2004
98	Ryan Norwood, ECU	2004
98	Trevor Lawhorn, ECU	2004
98	Bo Robinson, CHA	1998
97	Brad Willcutt, USM	2005
97	Jake Gautreau, TLN	2000

STOLEN BASES GAME

6	Josh Hoffpauir, USM (CIN)	4-29-00
4	Joel Ansley, HOU (UAB)	5-1-10
4	Ryan Wood, ECU (UCF)	5-12-07
4	Michael Bourn, HOU (USF)	5-5-02
4	Michael Bourn, HOU (TLN)	3-24-02
4	Andy Cannizaro, TLN (UAB)	4-29-01
4	Will Smith, UAB (MEM)	4-7-00
4	Gio Cafaro, USF (CIN)	4-2-96
4	Gio Cafaro, USF (UAB)	5-12-96

SEASON

25	Jonny Kaplan, TLN	2003
24	Gio Cafaro, USF	1996
21	Michael Bourn, HOU	2002
20	Jon Kaplan, TLN	2002
19	Brint Hardy, UAB	2009
19	Andy Cannizaro, TLN	2001
19	Brian Hughes, TLN	1998

WALKS GAME

5	Goefrey Tomlinson, HOU (MEM)	4-20-97
4	34 tied with; <i>Most Recent:</i> Anthony Rendon, RICE (MAR)	4-3-11

SEASON

36	Anthony Rendon, RICE	2011
31	Ross Gload, USF	1996
30	Johnny Raburn, USF	2000
28	Seth Henry, TLN	2009
27	Michael Bourn, HOU	2002

STRIKEOUTS GAME

5	Jared Dyer, TLN (UAB)	3-28-08
5	Matt Helm, MAR (TLN)	3-23-07
5	Bryan Hierlmeier, USF (ECU)	4-4-03
5	Chris Hesse, USM (MEM)	3-14-97
4	several tied with	

SEASON

43	Matt Womble, UAB	2002
37	Brent Laircey, UAB	2000
36	Patrick Hope, MEM	2005
35	Isaiah Howes, LOU	2004
35	Barrett Smith, MEM	2002
35	Mitch Jones, UAB	2002

SLUGGING PERCENTAGE SEASON

.949	Matt Weston, HOU	2006
.901	James Jurries, TLN	2000
.864	Shayne Carnes, UAB	1998
.860	Bo Robinson, CHA	1998
.856	Brian Friday, RICE	2006

ON-BASE PERCENTAGE SEASON

.580	Kyle Roller, ECU	2010
.562	James Jurries, TLN	2000
.553	Ross Gload, USF	1996
.552	Jarrrod Bitter, HOU	1999



.545 Rob Segedin, TLN	2010
.545 Brian Friday, RICE	2006

HIT BY PITCH SEASON

14 Mark Muscenti, CIN	2004
13 Ronnie Richardson, UCF	2012
13 Jason Sparks, TLN	1998
12 Landon Appling, HOU	2011
12 Victor Gomez, MAR	2009
11 seven tied with	
Most Recent:	
Ronnie Richardson, UCF	2011

PITCHING

MOST WINS SEASON

8 Clayton Jerome, TCU	2002
8 Jared Berkowitz, TLN	2000
8 Kyle Crowell, HOU	2000
8 Kyle Crowell, HOU	1999
7 Seth Maness, ECU	2009
7 Brad Lincoln, HOU	2006
7 Clayton Jerome, TCU	2003
7 Zachary Treadway, CHA	2003
7 Nick Bourgeois, TLN	2002
7 Zach Jackson, LOU	2002
7 Brad Sullivan, HOU	2002
7 Jared Berkowitz, TLN	1999
7 Shane Nance, HOU	1998
7 Jason Stanford, CHA	1998
7 Jason Navarro, TLN	1997

EARNED RUN AVERAGE SEASON

(min. 1.0 IP per team game)

0.38 D.J. Ponder, TLN	2012
0.70 Grant Addison, UAB	2007
0.70 Cole St. Clair, RICE	2006
1.26 Austin Kubitzka, RICE	2012
1.28 Brad Lincoln, HOU	2006
1.33 Donnie Joseph, HOU	2009
1.47 Duncan McAdoo, HOU	2000
1.48 Carlos Fernandez, LOU	2003
1.58 Andrew Pierce, USM	2012
1.58 Clayton Jerome, TCU	2003

INNINGS PITCHED

GAME

11.0 Chad Harville, MEM (SLU)	4-12-97
10.0 Brad Lincoln, HOU (SLU)	5-7-05
10.0 Brad Sullivan, HOU (SLU)	4-18-03
10.0 Zach Treadway, CHA (USF)	5-6-01
10.0 Jason Stanford, CHA (UAB)	4-24-99
9.2 Jonathan Leicester, MEM (USM)	3-17-00
9.1 Jeremy Stone, MAR (TLN)	5-7-06
9.1 Michael Stallings, UAB (USM)	4-11-99

SEASON

79.2 Clayton Jerome, TCU	2003
77.2 Zachary Treadway, CHA	2003
77.0 Jon Uhl, USF	2003
74.1 Brad Sullivan, HOU	2002
71.2 Jason Stanford, CHA	1999

MOST STRIKEOUTS

GAME

17 Chad Harville, MEM (CIN)	5-2-97
16 Brad Sullivan, HOU (SLU)	4-18-03
16 Brad Sullivan, HOU (MEM)	4-12-02
15 Andrew Pierce, USM (HOU)	3-23-12
15 Brad Lincoln, HOU (SLU)	5-7-05
15 Nick Bourgeois, TLN (MEM)	4-5-02
15 Brian Kern, SLU (USM)	4-5-96

SEASON

100 Brad Sullivan, HOU	2003
97 Lance Broadway, TCU	2005
97 Brad Sullivan, HOU	2002

91 Chad Harville, MEM	1997
87 Micah Owings, TLN	2005

SAVES SEASON

8 Donnie Joseph, HOU	2009
7 Bradley Roney, USM	2012
7 Chase Dempsay, HOU	2008

7 Matt Yokley, MEM	2007
7 Daniel Latham, TLN	2006
7 Austin Tubb, USM	2004
7 Austin Tubb, USM	2003
7 Ryan Wagner, HOU	2003
7 John McKay, CHA	2000
7 Brandon Belanger, TLN	1999
6 eight tied with	
Most Recent: D.J. Ponder, TLN	2012

2012 NCAA LEADERS

Here's a look at where C-USA players and teams ranked among the final 2012 NCAA leaders:

Batting Average

18 Adam McClain, Memphis	.392
19 Tulane	.304
42 East Carolina	.295

Runs Per Game

21 Brandon Boudreaux, Tulane	(45) 1.06
25 UCF	(409) 6.6

Runs

41 Ronnie Richardson, UCF	59
50 Christian Stringer, Rice	58
20 UCF	409

Hits

28 Adam McClain, Memphis	91
29 East Carolina	626
36 UCF	617

Doubles Per Game

20 Tulane	(121) 2.09
-----------	------------

Doubles

26 Alex Friedrich, UCF	21
24 Tulane	121
50 UCF	111

Home Runs Per Game

10 Jacob Wilson, Memphis	(17) 0.30
47 D.J. Hicks, UCF	(25) 0.23
32 UCF	(32) 0.74
40 Tulane	(41) 0.72
47 Memphis	(46) 0.69

Home Runs

10 Jacob Wilson, Memphis	17
25 D.J. Hicks, UCF	14
26 UCF	46
41 Tulane	42
46 Memphis	41

Runs Batted In Per Game

8 D.J. Hicks, UCF	(72) 1.16
16 Jacob Wilson, Memphis	(64) 1.12

Runs Batted In

6 D.J. Hicks, UCF	72
21 Jacob Wilson, Memphis	64

Slugging Percentage

37 Jacob Wilson, Memphis	.615
17 Tulane	.445
47 UCF	.418

Total Bases

29 Jacob Wilson, Memphis	142
50 Eli Hynes, Memphis	133

On Base Percentage

14 Michael Sterling, Southern Miss	.483
27 Ronnie Richardson, UCF	.480
13 Tulane	.397
31 UCF	.385
49 Rice	.379

Stolen Bases Per Game

42 UCF	(90) 1.45
--------	-----------

Stolen Bases

43 Ronnie Richardson, UCF	24
27 UCF	90

Base on Balls Per Game

15 D.J. Hicks, UCF	(56) 0.90
25 Isaac Ballou, Marshall	(43) 0.81
28 Sean Potkay, Tulane	(37) 0.80
46 Michael Ratterree, Rice	(46) 0.75

Base on Balls

8 D.J. Hicks, UCF	56
41 Isaac Ballou, Marshall	43
46 Michael Ratterree, Rice	42
9 Rice	279
12 UCF	277
28 Tulane	261
37 UAB	251

Hit By Pitch Per Game

3 Ronnie Richardson, UCF	(35) 0.57
4 Michael Sterling, Southern Miss	(28) 0.55

Hit by Pitch

2 Ronnie Richardson, UCF	35
5 Michael Sterling, Southern Miss.	28

Sacrifice Flies

2 D.J. Hicks, UCF	10
11 Jeremy Rathjen, Rice	8
7 UCF	38
27 Rice	32
42 Southern Miss	29

Earned Run Average

13 Andy Smithmyer, East Carolina	1.92
18 Andrew Pierce, Southern Miss	1.99
32 Kevin Brandt, East Carolina	2.12
6 Rice	2.85
43 East Carolina	3.37
45 Tulane	3.38

Victories

37 Alex Byo, Tulane	9
37 Ben Lively, UCF	9

Saves

12 Joe Rogers, UCF	13
13 D.J. Ponder, Tulane	12
30 Bradley Roney, Southern Miss	11
45 Drew Reynolds, East Carolina	10

Strikeouts Per Nine Innings

15 Dan Langfield, Memphis	(111) 10.66
28 Matthew Reckling, Rice	(99) 10.16
36 Andy Smithmyer, East Carolina	(67) 9.89
44 Andrew Benak, Rice	(72) 9.72
41 Rice	(547) 9.1
31 UCF	(484) 7.7
39 Marshall	(397) 7.6

Strikeouts

20 Dan Langfield, Memphis	111
42 Matthew Reckling, Rice	99
48 Andrew Pierce, Southern Miss	96

Hits Allowed Per Nine Innings

10 Matthew Reckling, Rice	(58) 5.95
32 John Simms, Rice	(47) 6.68
34 Dan Langfield, Memphis	(70) 6.72
35 Austin Kubitzka, Rice	(60) 6.72
1 Rice	(421) 6.98
45 East Carolina	(513) 8.38
47 Southern Miss	(462) 8.40

Walks Allowed Per Nine Innings

18 Tyler Joyner, East Carolina	1.17
50 Andrew Pierce, Southern Miss	1.45
37 East Carolina	(176) 2.88

Strikeout-to-Walk Ratio

17 Andrew Pierce, Southern Miss	6.00
20 Tyler Joyner, East Carolina	5.91
29 Rice	2.52
43 East Carolina	2.41

WHIP

47 Andrew Pierce, Southern Miss	1.05
9 Rice	1.18
38 East Carolina	1.25

Complete Games

44 Kevin Brandt, East Carolina	4
--------------------------------	---

Games Started

33 Kevin Brandt, East Carolina	15
--------------------------------	----

Fielding Percentage

11 Tulane	.978
29 Rice	.975
39 Southern Miss	.974
45 Memphis	.973

Double Plays Per Game

18 UAB	(63) 1.02
48 UCF	(57) 0.92

Double Plays

10 UAB	63
--------	----

W-L Pct

24 UCF	57
46 East Carolina	54
10 UCF	.726
25 Rice	.683
36 Tulane	.655



APPEARANCES

SEASON

21	Joey Livingston, USF	2002
19	Erik Walker, CHA	2005
19	Brandon Raznovsky, HOU	2004
18	Eric Roberts, UAB	2004
18	Ray Antonelli, USM	2003

GAMES STARTED

SEASON

10	49 tied with
9	43 tied with

OPPOSING BATTING AVERAGE

SEASON

.116	Cole St.Clair, RICE	2006
.146	Ben Paullus, MEM	2011
.164	Ryan Wagner, HOU	2003
.169	Brad Sullivan, HOU	2002
.170	Erik Walker, CHA	2005
.172	Donnie Joseph, HOU	2009

FIELDING

PUTOUTS

GAME

22	Craig Tewes, CIN (USF)	4-22-00
21	Brett Logan, HOU (SLU)	5-7-05
19	Daniel Boyd, USF (CIN)	4-22-00
19	Craig Tewes, CIN (USF)	5-3-98
18	Nick Schneeberger, TLN (UAB)	5-1-11
18	Andrew Slania, SLU (CIN)	5-9-03
18	Chris Snyder, HOU (UAB)	3-31-00
18	Jay Fik, MEM (SLU)	3-26-00
18	Keith Graffagnini, TLN (CHA)	3-22-98

SEASON

281	Nathan McCorkle, UAB	2005
281	Matt Womble, UAB	2002
269	Doug Lorenz, LOU	1998
268	Michael Artman, USM	1999
265	Michael Aubrey, TLN	2003

ASSISTS

GAME

11	Dan Harness, UAB (SLU)	4-12-98
10	Blake Kelso, HOU (MAR)	5-15-08
10	Billy Richardson, ECU (UAB)	5-13-05
10	Daniel Uggla, MEM (SLU)	3-26-00
10	Chris Fishburn, USM (TLN)	5-14-99
10	Joe Grawey, UAB (MEM)	5-5-96
10	Dan Harness, UAB (MEM)	3-22-97

SEASON

116	Matt Shepherd, USM	2003
105	Mark Garner, UAB	2002
104	Mark Muscenti, CIN	2005
104	Seth Rollin, UAB	2005
104	Travis Kahoalii, LOU	1998

ERRORS

GAME

5	Ryan Wood, ECU (USM)	4-5-08
4	Jared Avchen, ECU (Rice)	4-23-10
4	Christian Reimers, UAB (LOU)	5-14-99
3	44 tied with	

SEASON

18	Corey Reimers, UAB	1999
16	Patrick Hope, MEM	2005
15	Brandon Shockley, SLU	1999
14	Ryan Minges, CIN	2000
14	Shaun Skrehot, HOU	1998
14	Johnny Raburn, USF	1998
14	Michael Johns, TLN	1997

TEAM RECORDS - CONFERENCE GAMES

MOST WINS

CONFERENCE GAMES

25	East Carolina	2004
24	Tulane	2005
23	Southern Miss	2003
22	Rice	2007
22	Rice	2006
22	TCU	2003
22	Houston	2002
22	Tulane	1998

BATTING

BATTING AVERAGE

SEASON

.356	Rice	2010
.353	East Carolina	2004
.353	Tulane	1998
.347	Tulane	2000
.343	Memphis	2010

OFFICIAL AT-BATS

GAME

60	USF (CIN)	4-22-00
59	Cincinnati (USF)	4-22-00
58	East Carolina (CIN)	4-17-04
58	TCU (LOU)	5-16-03
56	Memphis (HOU)	4-23-06
56	Houston (USM)	4-14-06
56	East Carolina (USF)	4-4-03
56	UAB (USF)	5-1-99

SEASON

1130	East Carolina (30 games)	2004
1090	TCU (30 games)	2005
1087	TCU (30 games)	2003
1082	Charlotte (30 games)	2005
1082	Tulane (30 games)	2002

RUNS SCORED

GAME

32	East Carolina (CIN)	4-17-04
30	TCU (LOU)	5-16-03
29	UCF (UAB)	4-24-09
28	Tulane (CHA)	3-22-98
27	TCU (CHA)	4-23-05
26	Southern Miss (UCF)	3-28-09
26	East Carolina (UCF)	3-20-09
26	Rice (MAR)	5-18-06
26	USF (UAB)	4-30-99

SEASON

298	East Carolina (30 games)	2004
284	Tulane (27 games)	1998
254	Tulane (27 games)	2001
250	Charlotte (27 games)	1998
249	Tulane (30 games)	2004

HITS

GAME

35	TCU (LOU)	5-16-03
34	East Carolina (CIN)	4-17-04
29	Houston (MEM)	4-3-99
28	UCF (UAB)	4-24-09
28	Houston (USM)	4-14-06
28	Tulane (CHA)	3-22-98

SEASON

399	East Carolina (30 games)	2004
355	TCU (30 games)	2003
351	Tulane (30 games)	2004
350	TCU (30 games)	2005
346	Tulane (30 games)	2005

RUNS BATTED IN

GAME

32	East Carolina (CIN)	4-17-04
28	TCU (LOU)	5-16-03
27	Tulane (CHA)	3-22-98
26	UCF (UAB)	4-24-09
26	Rice (MAR)	5-18-06
25	Southern Miss (UCF)	3-28-09
25	USF (UAB)	4-30-99
25	TCU (CHA)	4-23-05

SEASON

280	East Carolina (30 games)	2004
260	Tulane (27 games)	1998
236	Tulane (27 games)	2001
224	Tulane (30 games)	2005
224	Tulane (30 games)	2004
224	TCU (30 games)	2003

DOUBLES

GAME

11	Rice (MEM)	4-15-06
11	East Carolina (UAB)	5-13-05
10	Southern Miss (CIN)	3-23-02
9	UCF (Tulane)	5-21-10
9	UCF (UAB)	4-24-09
9	East Carolina (CIN)	4-17-04
9	Houston (USF)	4-7-00
9	UAB (USF)	5-1-99
9	Southern Miss (LOU)	5-8-99
9	UAB (HOU)	5-4-97

SEASON

88	East Carolina (30 games)	2004
83	Southern Miss (30 games)	2005
83	Tulane (30 games)	2005
75	UAB (27 games)	1998
74	TCU (30 games)	2003
74	Houston (25 games)	2000
74	Tulane (27 games)	2000

TRIPLES

GAME

4	UAB (LOU)	4-5-98
3	HOU (UCF)	3-27-10
3	UAB (MEM)	5-1-09
3	Tulane (SLU)	3-29-02
3	Charlotte (USM)	4-7-02
3	USF (CHA)	4-10-99
3	Louisville (CHA)	5-1-98
3	USF (SLU)	4-6-97

SEASON

15	Charlotte (30 games)	2005
14	TCU (30 games)	2003
12	USF (30 games)	2002
12	TCU (30 games)	2002
12	USF (27 games)	1999

HOME RUNS

GAME

9	TCU (CHA)	4-23-05
8	Cincinnati (USF)	4-14-02
8	Tulane (CIN)	3-28-99
8	UAB (CIN)	4-26-97
7	Tulane (UCF)	4-11-09
7	Tulane (USM)	4-21-01
7	Tulane (HOU)	4-14-01
7	Tulane (CIN)	4-2-00
7	Houston (CIN)	5-2-99

SEASON

62	East Carolina (30 games)	2004
62	Tulane (27 games)	1999
51	Southern Miss (30 games)	2003
51	Charlotte (27 games)	1998
48	Tulane (27 games)	2001
48	Southern Miss (26 games)	1997



STOLEN BASES

GAME

10	Houston (MEM)	3-24-01
10	Houston (UAB)	5-3-97
9	Southern Miss (LOU)	3-31-96
9	Southern Miss (CIN)	5-15-97
8	six tied with	
	Most Recent: UCF (USM)	4-14-12

SEASON

66	Houston (27 games)	1997
64	Houston (27 games)	2001
62	Houston (24 games)	2008
58	Charlotte (24 games)	1996
57	USF (30 games)	2002
57	Tulane (30 games)	2002

TOTAL BASES

GAME

59	TCU (CHA)	4-23-05
58	East Carolina (CIN)	4-17-04
55	TCU (LOU)	5-16-03
51	UCF (UAB)	4-24-09
47	Tulane (UCF)	4-11-09
47	Rice (MEM)	4-15-06
47	Cincinnati (USF)	4-14-02
47	Houston (MEM)	4-3-99
47	USF (UAB)	4-30-99
47	USF (SLU)	4-6-97

SEASON

683	East Carolina (30 games)	2004
579	Charlotte (27 games)	1998
576	TCU (30 games)	2005
565	TCU (30 games)	2003
563	Southern Miss (30 games)	2003

WALKS

GAME

16	Louisville (HOU)	3-20-99
15	UCF (UAB)	4-22-06
14	Southern Miss (CIN)	3-26-05
14	USF (CIN)	4-14-96
13	Tulane (USF)	4-30-05
13	Cincinnati (USM)	4-30-00
13	USF (UAB)	4-30-99
13	Louisville (USF)	5-17-96

SEASON

159	Tulane (27 games)	1998
150	Tulane (30 games)	2005
145	Southern Miss (30 games)	2005
142	Houston (29 games)	2002
141	Cincinnati (27 games)	2001
141	Louisville (27 games)	1999
141	USF (24 games)	1996

STRIKEOUTS

GAME

19	Memphis (HOU)	4-13-02
19	Memphis (HOU)	4-12-02
18	East Carolina (RICE)	4-8-11
18	UAB (HOU)	3-31-00
17	Cincinnati (SLU)	5-9-03
17	Saint Louis (HOU)	4-18-03
17	East Carolina (HOU)	3-14-03
17	Southern Miss (TUL)	5-14-99
17	Cincinnati (MEM)	5-3-97

SEASON

293	Memphis (30 games)	2002
260	Memphis (30 games)	2005
260	Memphis (29 games)	2003
252	UAB (30 games)	2002
245	Saint Louis (30 games)	2003

SLUGGING PERCENTAGE

SEASON

.604	East Carolina (30 games)	2004
.578	Charlotte (27 games)	1998
.576	Tulane (27 games)	1998
.575	Tulane (27 games)	1999
.563	Rice (24 games)	2010

ON-BASE PERCENTAGE

SEASON

.455	Tulane (27 games)	1998
.439	Rice (24 games)	2010
.424	East Carolina (30 games)	2004
.424	Tulane (27 games)	2000
.423	Southern Miss (24 games)	2010

HIT BY PITCH

SEASON

46	TCU (30 games)	2004
43	Louisville (30 games)	2004
43	UAB (30 games)	2004
38	TCU (30 games)	2005
38	Southern Miss (29 games)	2002
38	Tulane (27 games)	1998

PITCHING

EARNED RUN AVERAGE

SEASON

2.62	Rice (24 games)	2007
3.00	Houston (25 games)	2000
3.01	Rice (24 games)	2012
3.04	Rice (24 games)	2006
3.04	Houston (29 games)	2002

INNINGS PITCHED

GAME

16.0	Houston (MEM)	4-23-06
16.0	Cincinnati (USF)	4-22-00
16.0	USF (CIN)	4-22-00
15.2	Memphis (HOU)	4-23-06
15.0	East Carolina (HOU)	4-4-03
15.0	Cincinnati (SLU)	5-9-03
15.0	Saint Louis (CIN)	5-9-03
15.0	Memphis (UAB)	4-19-02

SEASON

275.1	East Carolina (30 games)	2003
268.0	Charlotte (30 games)	2005
267.0	Houston (30 games)	2003
265.2	Southern Miss (30 games)	2003
265.1	Memphis (30 games)	2002

STRIKEOUTS

GAME

21	Houston (SLU)	5-7-05
19	Houston (MEM)	4-13-02
19	Houston (MEM)	4-12-02
18	Rice (ECU)	4-8-11
18	Houston (UAB)	3-31-00
17	Southern Miss (HOU)	3-23-12
17	Houston (SLU)	4-18-03
17	Saint Louis (CIN)	5-9-03
17	Houston (ECU)	3-14-03
17	Tulane (USM)	5-14-99
17	Memphis (CIN)	5-2-97

SEASON

309	Houston (30 games)	2003
287	Tulane (30 games)	2005
280	TCU (30 games)	2005
254	Houston (29 games)	2002
251	Houston (29 games)	2005

SAVES

SEASON

11	Rice (24 games)	2006
10	Houston (24 games)	2009
10	Southern Miss (30 games)	2003
10	USF (27 games)	2001
9	Rice (24 games)	2007
9	Houston (30 games)	2004
9	East Carolina (30 games)	2002

OPPOSING BATTING AVERAGE

SEASON

.218	Rice (24 games)	2012
.220	Houston (29 games)	2002
.228	Rice (24 games)	2007
.238	Houston (30 games)	2003
.242	Houston (27 games)	1998

FIELDING

PUTOUTS

GAME

48	Houston (MEM)	4-23-06
48	Cincinnati (USF)	4-22-00
48	USF (CIN)	4-22-00
47	Memphis (HOU)	4-23-06
45	Cincinnati (SLU)	5-9-03
45	Saint Louis (CIN)	5-9-03
45	East Carolina (USF)	4-4-03
45	USF (ECU)	4-4-03
45	Memphis (UAB)	4-19-02

SEASON

826	East Carolina (30 games)	2003
804	Charlotte (30 games)	2005
801	Houston (30 games)	2003
797	Southern Miss (30 games)	2003
796	Tulane (30 games)	2005
796	Memphis (30 games)	2002

ASSISTS

GAME

27	UAB (SLU)	4-12-98
26	USF (ECU)	4-4-03
24	Cincinnati (USF)	4-22-00
23	Memphis (SLU)	3-26-00
23	Cincinnati (USF)	5-3-98

SEASON

363	UAB (30 games)	2005
353	UAB (30 games)	2002
352	Southern Miss (30 games)	2003
350	Southern Miss (27 games)	1999
349	Cincinnati (30 games)	2002

ERRORS

GAME

9	UAB (LOU)	5-14-99
8	Memphis (TCU)	3-19-04
7	Marshall (RICE)	4-14-12
7	USF (TLN)	3-16-01
7	Saint Louis (USM)	3-20-99
7	Louisville (UAB)	4-3-98
7	Southern Miss (USF)	5-2-97

SEASON

62	UAB (27 games)	1999
62	Saint Louis (24 games)	1998
57	Memphis (30 games)	2002
56	Charlotte (30 games)	2004
56	Cincinnati (27 games)	1997

CHAMPIONSHIP RECORDS

BATTING

BATTING AVERAGE

GAME	(Min. 5 at-bats)	
1.000	Josh Prince, TLN (UCF)	2009
1.000	Jordan Hart, MEM (USM)	2004
1.000	Brian Hughes, TLN (LOU)	1998
1.000	Jeff Davis, USM (SLU)	1996
1.000	Jason Michonski, USF (CHA)	1996
.833	Landon Appling, HOU (USM)	2012
.833	Joe Savery, RICE (UCF)	2007
.833	Key Voshell, LOU (UAB)	1998
.833	Joey Hammond, CHA (LOU)	1996

SERIES	(Min. 10 at-bats)	
.714	Jason Michonski, USF (10-for-14)	1996
.692	Brian Bormaster, TLN (9-for-13)	2003
.625	Jeff Davis, USM (10-for-16)	1996
.615	Landon Appling, HOU (8-for-13)	2012
.615	Tommy Manzella, TLN (8-for-13)	2003
.615	Tommy Manzella, TLN (8-for-13)	2002

TIMES AT BAT

GAME		
7	Kameron Brunty, USM (HOU)	2011
7	Brandon Caraway, HOU (USF)	2000
7	Craig Brown, TUL (CHA)	1997
7	Jeff Bell, UAB (HOU)	1997
7	Dan Harness, UAB (HOU)	1997
6	several tied with	

SERIES		
33	Andy Cannizaro, TLN (6 games)	2001
33	Jon Kaplan, TLN (6 games)	2001
32	James Jurrjes, TLN (6 games)	2001
32	Jake Gautreau, TLN (6 games)	2001
31	two tied with	

RUNS SCORED

GAME		
5	Rick Hague, RICE (HOU)	2010
5	Jess Buenger, RICE (MEM)	2007
5	Joey Anderson, CHA (LOU)	1996
5	Goefrey Tomlinson, HOU (CHA)	1997
4	18 tied with	

SERIES		
11	Jarrett Hoffpauir, USM (6 games)	2004
10	Rick Hague, RICE (4 games)	2010
10	Chris Heintz, USF (6 games)	1996
10	Goefrey Tomlinson, HOU (5 games)	1997
9	Adam Yeager, MAR (6 games)	2008
9	Jess Buenger, RICE (5 games)	2007
9	Aaron Luna, RICE (5 games)	2007
9	Marc Maddox, USM (6 games)	2004
9	Andy Cannizaro, TLN (4 games)	1999

HITS

GAME		
5	Landon Appling (HOU)	2012
5	Josh Prince, TLN (UCF)	2009
5	Joe Savery, RICE (MEM)	2007
5	Jordan Hart, MEM (USM)	2004
5	Brian Hughes, TLN (LOU)	1998
5	Key Voshell, LOU (UAB)	1998
5	Joey Hammond, CHA (LOU)	1996
4	51 tied with	

SERIES		
15	Ben Drawdy, USF (6 games)	2001
13	Aaron Luna, RICE (5 games)	2007
13	Austin Adams, TCU (6 games)	2004
13	Jarrett Hoffpauir, USM (6 games)	2004
13	Chris Heintz, USF (6 games)	1996
12	four tied with	

RUNS BATTED IN

GAME		
7	Steven Sultzbauh, RICE (MAR)	2010
7	Aaron Luna, RICE (MEM)	2007
7	Kevin Kaczmarek, LOU (USF)	1996
6	Jared Gayheart, RICE (ECU)	2007
6	Jarrett Hoffpauir, USM (UAB)	2004
6	Ronnie Barassi, MEM (SLU)	1996
6	Chris Heintz, USF (CHA)	1996
5	15 tied with	

SERIES		
13	Aaron Luna, RICE (5 games)	2007
13	Jarrett Hoffpauir, USM (6 games)	2004
12	Steven Sultzbauh, RICE (4 games)	2010
12	Austin Adams, TCU (6 games)	2004
11	Nate Lape, MAR (6 games)	2008

DOUBLES

GAME		
3	Tyson Schweitzer, HOU (USF)	2000
3	Brent Murphy, UAB (HOU)	1997
2	56 tied with	

SERIES		
5	Andy Cannizaro, TLN (4 games)	1999
5	Jeremy Schied, USM (4 games)	1998
5	Dustin Carr, HOU (5 games)	1997
4	nine tied with	

TRIPLES

GAME		
2	Mike Terry, UAB (SLU)	1998
1	61 tied with	

SERIES		
2	Jeff Cook, USM	2001
2	Luke Williams, LOU	1999
2	Mike Terry, UAB	1998
1	57 tied with	

HOME RUNS

GAME		
3	Nathan Southard, TLN (HOU)	2005
3	Jeff Bell, UAB (CHA)	1996
2	22 tied with; most recently:	

SERIES		
2	Chad Mozingo, RICE (MAR)	2010
2	Steven Sultzbauh, RICE (MAR)	2010
4	Austin Adams, TCU (6 games)	2004
4	Jarrett Hoffpauir, USM (6 games)	2004
3	B.A. Vollmuth, USM (4 games)	2010
3	Chad Mozingo, RICE (4 games)	2010
3	Steven Sultzbauh, RICE (4 games)	2010
3	Nate Lape, MAR (6 games)	2008
3	Drew Carson, USM (4 games)	2008
3	Brandon Casamassima, MAR (6 games)	2008
3	Aaron Luna, RICE (5 games)	2007
3	Adam Amar, MEM (5 games)	2007
3	Nathan Southard, TLN (3 games)	2005
3	Jarrod Bitter, HOU (4 games)	1999
3	Jeff Bell, UAB (2 games)	1996
3	Jason Fitzgerald, TLN (4 games)	1996

TOTAL BASES

GAME		
12	Michael Fuda, RICE (HOU)	2010
12	Aaron Luna, RICE (MEM)	2007
12	Nathan Southard, TLN (HOU)	2005
12	Jeff Bell, UAB (CHA)	1996
11	Steven Sultzbauh, RICE (2010)	
11	Jordan Hart, MEM (USM)	2004
27	Austin Adams, TCU (6 games)	2004
27	Jarrett Hoffpauir, USM (6 games)	2004
25	Aaron Luna, RICE (5 games)	2007
23	Chris Heintz, USF (6 games)	1996
20	Rick Hague, RICE (4 games)	2010

20	Steven Sultzbauh, RICE (4 games)	2010
20	Jason Fitzgerald, TLN (4 games)	1996

STOLEN BASES

GAME		
5	Josh Prince, TLN (UCF)	2009
5	Adam Yeager, MAR (TLN)	2008
3	Nate Lape, MAR (TLN)	2008
3	Andy Cannizaro, TLN (CHA)	2001
3	Mike Hook, LOU (CIN)	1999
2	29 tied with	

SERIES		
9	Adam Yeager, MAR (6 games)	2008
6	Will Smith, UAB (4 games)	2000
5	Josh Prince, TLN (4 games)	2009
5	Andy Cannizaro, TLN (6 games)	2001
4	Nate Lape, MAR (6 games)	2008
4	Brandon Caraway, HOU (4 games)	2000
4	Andy Cannizaro, TLN (4 games)	1999
4	Vinnie Diaco, CHA (5 games)	1997
4	Brian Hughes, TLN (4 games)	1997

WALKS

SERIES		
6	Sam Honeck, TLN (4 games)	2009
6	Jake Stewart, HOU (6 games)	2008
6	Ryan Wood, ECU (4 games)	2007
6	Chris Snyder, HOU (4 games)	2002
6	Jake Gautreau, TLN (6 games)	2001
6	Kris Wilken, HOU (4 games)	2000
6	Eric Lee, HOU (4 games)	2000
6	Chris Finnegan, USM (4 games)	1999
6	Gio Cafaro, USF (6 games)	1996

ON-BASE PERCENTAGE

SERIES	(min. 10 at-bats)	
.722	Jason Michonski, USF (5 games)	1996
.700	Anthony Rendon, RICE (4 games)	2010
.667	Landon Appling, HOU (4 games)	2012
.667	Brian Bormaster, TLN (4 games)	2003
.667	Tommy Manzella, TLN (4 games)	2003
.667	Joey Anderson, CHA (4 games)	1996

SLUGGING PERCENTAGE

SERIES	(min. 10 at-bats)	
1.500	Jeff Bell, UAB (2 games)	1996
1.429	Steven Sultzbauh, RICE (4 games)	2010
1.286	Jason Michonski, USF (5 games)	1996
1.231	Nathan Southard, TLN (3 games)	2005
1.214	Drew Carson, USM (4 games)	2008

PITCHING

MOST WINS

SERIES		
2	Scott Copeland, USM (2 games)	2010
2	Eugene Espinelli, TCU (2 games)	2004
2	Jason Bartz, USF (2 games)	2001
2	Joey Charron, TLN (2 games)	2001
2	David Richtberg, USF (4 games)	2001
2	Curtus Moak, CIN (3 games)	2000
2	Tyler Kee, USM (3 games)	1998
1	140 tied with	

EARNED RUN AVERAGE

SERIES	(min. 9.0 IP)	
0.00	Scott Copeland, USM (12.1 innings)	2010
0.00	Beau Richardson, TLN (10.1 innings)	2001
0.00	Shane Mathews, ECU (10.0 innings)	2006
0.00	Patrick Ezell, USM (9.1 innings)	2004
0.00	Brion Treadway, CHA (9.1 innings)	1998
0.00	13 tied with (9.0 innings)	



INNINGS PITCHED

GAME

10.1	Beau Richardson, TLN (MEM)	2001
9.0	Seth Maness, ECU (USM)	2011
9.0	Brennon Martin, MEM (ECU)	2010
9.0	Steve Blevins, MAR (TLN)	2008
9.0	Ben Grisham, MEM (RICE)	2007
9.0	Brennon Martin, MEM (HOU)	2007
9.0	Luis Flores, HOU (TLN)	2006
9.0	Sam Demel, TCU (LOU)	2005
9.0	Chris Weems, TCU (HOU)	2004
9.0	three tied with	2003
9.0	three tied with	2002
9.0	four tied with	2000
9.0	one tied with	1999
9.0	four tied with	1998
9.0	one tied with	1997
9.0	four tied with	1996

SERIES

16.0	Jonathan Estes, SLU	1999
15.1	Dan Straily, MAR	2008
15.0	Steve Blevins, MAR	2008
14.0	Adam Price, UAB	2004
14.0	Scott Stauffer, LOU	1998

FEWEST HITS

GAME (Min. 9 innings)

1	Jason Tourangeau, ECU (HOU)	2003
2	Ryan Berry, RICE (UAB)	2009
2	Shane Nance, HOU (SLU)	1999
3	Seth Maness, ECU (USM)	2011
3	Luis Flores, HOU (TLN)	2006
3	Sam Demel, TCU (LOU)	2005
3	Beau Richardson, TLN (MEM)	2001
4	seven tied with	

MOST STRIKEOUTS

GAME

13	Jason Navarro, TLN (CIN)	1997
11	Ryan Holland, MEM (UAB)	2011
11	Jack Cressend, TLN (USF)	1996
11	Brandon Parker, USM (TLN)	1997
10	Michael Goodnight, HOU (UAB)	2009
10	Brandon Gomes, TLN (USM)	2007
10	Jarrett Grube, MEM (USM)	2004
10	Chad Bradford, USM (MEM)	1996

SERIES

15	Mark Roberts, USF	1996
13	Steve Blevins, MAR	2008
13	Craig Brown, TLN	1998
13	Chad Bradford, USM	1996
13	Jason Navarro, TLN	1997

TEAM CHAMPIONSHIP

MOST WINS

5	Houston	2008
5	TCU	2004
5	Tulane	2001
5	Houston	2000
4	13 tied with	

MOST GAMES PLAYED

6	Houston	2008
6	Marshall	2008
6	TCU	2004
6	Southern Miss	2004
6	South Florida	2001
6	Tulane	2001
6	Houston	2000
6	South Florida	1996
5	seven tied with	

BATTING AVERAGE

.415	Rice (4 games)	2010
.401	Tulane (4 games)	1999
.381	Rice (5 games)	2007

.373	USF (6 games)	2001
.366	Houston (4 games)	1999
.366	UAB (2 games)	1996

RUNS SCORED

INNING

13	UAB (UCF, 15-1)	2012
11	three tied with	

GAME

24	Rice (HOU, 24-3)	2010
23	Charlotte (LOU, 23-3)	1996
22	Houston (CHA, 22-7)	1997
21	Tulane (USF, 21-4)	2001
20	Rice (MEM, 20-9)	2007
19	Houston (USF, 19-6)	2000

SERIES

62	USF (6 games)	1996
60	Rice (5 games)	2007
60	Southern Miss (6 games)	2004
57	Rice (4 games)	2010
54	Tulane (6 games)	2001

HITS

GAME

26	Rice (HOU, 24-3)	2010
24	Tulane (USF, 21-4)	2001
23	Houston (CHA, 22-7)	1997
22	Charlotte (UAB, 17-9)	1996
21	Tulane (UAB, 13-5)	2007
21	Rice (UCF, 16-6)	2007

SERIES

85	USF (6 games, 228 at-bats)	2001
82	USF (6 games-230 at-bats)	1996
79	Tulane (6 games, 232 at-bats)	2001
74	Rice (5 games, 194 at-bats)	2007
73	Houston (5 games, 202 at-bats)	1997

RUNS BATTED IN

GAME

23	Rice (HOU, 24-3)	2010
20	Houston (CHA, 22-7)	1997
19	Tulane (USF, 21-4)	2001
18	Rice (MAR, 18-0)	2010
18	Rice (MEM, 20-9)	2007

SERIES

56	Rice (4 games)	2010
55	Southern Miss (6 games)	2004
54	Rice (5 games)	2007
53	USF (6 games)	1996
48	Tulane (6 games)	2001
48	Houston (5 games)	1997

DOUBLES

GAME

7	Tulane (UAB, 13-5)	2007
7	Southern Miss (CHA, 13-0)	2003
7	Houston (USF, 19-6)	2000
7	Tulane (USM, 11-4)	1999
7	Houston (CHA, 22-7)	1997
6	Marshall (MEM, 10-7)	2010
6	East Carolina (LOU, 13-2)	2004
6	UAB (CHA, 9-17)	1996
6	Tulane (CIN, 10-0)	1997

SERIES

21	Houston (5 games)	1997
20	Tulane (4 games)	1999
17	USF (6 games)	1996
16	Tulane (5 games)	1997
15	UAB (5 games)	1997

TRIPLES

GAME

3	Rice (HOU, 24-3)	2010
2	Rice (MEM, 20-9)	2007
2	Houston (SLU, 14-4)	1999
2	UAB (SLU, 4-1)	1998
2	Louisville (UAB, 9-8)	1998
1	several tied with	

SERIES

4	Rice (5 games)	2007
3	Rice (4 games)	2010
3	Southern Miss (4 games)	2001
3	Louisville (3 games)	1999
3	UAB (3 games)	1998
3	Houston (4 games)	1999
3	Louisville (4 games)	1998

HOME RUNS

BOTH TEAMS, GAME

7	RICE vs. MEM, 20-9	2007
6	RICE vs. HOU, 24-3	2010
6	MEM vs. HOU, 12-4	2007
6	USF vs. CHA, 17-6	1996
6	CHA vs. UAB, 9-17	1996

GAME

6	RICE (HOU, 24-3)	2010
6	RICE (MEM, 20-9)	2007
5	RICE (MAR, 18-0)	2010
5	UAB (CHA, 9-17)	1996
5	USF (CHA, 17-6)	1996

SERIES

15	Southern Miss (5 games)	2004
14	Rice (4 games)	2010
13	TCU (6 games)	2004
11	RICE (7 games)	2007
11	USF (6 games)	1996

SERIES TOTAL

56	(6 grand slams)	1996
39	(5 grand slams)	2004

LOWEST SERIES TOTAL

5	(0 grand slams)	2012
---	-----------------	------

STOLEN BASES

GAME

9	USM (CIN, 5-0)	1997
7	TLN (UCF, 7-3)	2009
6	MAR (TLN, 10-5)	2008
6	MAR (TLN, 8-7)	2008
6	LOU (CIN, 9-8)	1999
5	seven tied with	

SERIES

20	Marshall (6 games)	2008
12	Tulane (6 games)	2001
10	Tulane (4 games)	2009
10	Tulane (4 games)	1999
10	Charlotte (4 games)	1996



Southern Miss won the 2010 C-USA Championship, its second tournament title

C-USA CAREER LEADERS (through 2012 season)

BATTING

Batting Percentage

(min. 2 years played, .369 average)

Player	Years	G	Avg.
Ross Gload, USF	96-97	129	.388
Ryan Keedy, UAB	07-08	111	.383
Corey Thompson, ECU	09-10	75	.383
Jeremy Schied, USM	97-98	103	.380
Shayne Carnes, UAB	96-98	166	.379
Darryl Lawhorn, ECU	02-03	124	.376
Clint King, USM	02-03	102	.374
Rob Segedin, TLN	08-10	122	.373
Bo Robinson, CHA	96-98	166	.373
Anthony Rendon, RICE	09-11	187	.371
Michael Aubrey, TLN	01-03	186	.369
James Jurries, TLN	99-02	239	.369

Runs Batted In

Player	Years	G	RBI
Chad Sutter, TLN	96-99	244	280
James Jurries, TLN	99-02	239	257
Matt Singer, CIN	98-01	229	239
Brad Willcutt, USM	02-05	241	236
Jake Gautreau, TLN	99-01	195	233
Mike Eylward, USF	98-01	228	225
James Matan, CHA	96-98	177	216
Craig Tewes, CIN	98-01	230	214
Marc Maddox, USM	03-06	244	212
Victor Gomez, MAR	08-11	217	211
Jeff Baisley, USF	02-05	222	209
Daniel Boyd, USF	98-01	223	209
Kevin Youkilis, CIN	98-01	230	203
Kyle Roller, ECU	07-10	223	203
Jeff Cook, USM	00-03	225	201
Diego Seastrunk, RICE	07-10	240	200
Michael Aubrey, TLN	01-03	186	200
Jeremy Schaffer, TLN	09-12	217	194
Anthony Rendon, RICE	09-11	187	194
Adam Amar, MEM	04-07	217	192

Hits

Player	Years	G	H
James Jurries, TLN	99-02	239	352
Andy Cannizaro, TLN	98-01	248	350
Trey Sutton, USM	05-08	226	327
Brandon Caraway, HOU	97-00	246	324
Chad Sutter, TLN	96-99	244	315
Kevin Youkilis, CIN	98-01	230	313
Myron Leslie, USF	01-04	241	312
Mike Pilger, USF	96-99	238	311
Matt Singer, CIN	98-01	229	309
Brian Dozier, USM	06-09	224	307
Tommy Manzella, TLN	02-05	244	307
Jonny Kaplan, TLN	00-03	247	307
Jeff Baisley, USF	02-05	222	300
Daniel Boyd, USF	98-01	223	298
Marc Maddox, USM	03-06	244	296
Victor Gomez, MAR	08-11	217	294
Stephen Batts, ECU	06-09	238	293
Ben Drawdy, USF	98-01	226	293
Jeff Cook, USM	00-03	225	292
Trent Whitehead, ECU	08-11	236	290

Doubles

Player	Years	G	2B
Andy Cannizaro, TLN	98-01	248	85
Myron Leslie, USF	01-04	241	74
Brad Willcutt, USM	02-05	241	72
Matt Singer, CIN	98-01	229	72

Brian Hughes, TLN	96-98	186	69
James Jurries, TLN	99-02	239	66
Jacob Wilson, MEM	09-12	224	64
Tommy Manzella, TLN	02-05	244	64
Mike Pilger, USF	96-99	238	64
Shane Brown, UCF	07-10	192	63
Brandon Caraway, HOU	97-00	246	63
Mike Eylward, USF	98-01	228	63
Diego Seastrunk, RICE	07-10	240	62
Nathan Southard, TLN	03-06	241	61
Trent Whitehead, ECU	08-11	236	59
Jeff Baisley, USF	02-05	222	58
Mark Jurich, LOU	01-04	193	58
Kevin Youkilis, CIN	98-01	230	58
Jeremy Schaffer, TLN	09-12	217	57
Jarrett Hoffpauir, USM	02-04	185	57
Craig Tewes, CIN	98-01	230	57

Triples

Player	Years	G	3B
Doug Lorenz, LOU	96-99	173	17
Bo Davis, USM	06-09	220	15
K.K. Chalmers, MEM	05-08	224	15
Isaac Ballou, MAR	10-12	155	14
Kameron Brunty, USM	09-11	181	13
Cory Lane, CHA	04-05	99	13
Tyson Auer, UCF	06-08	157	12
Mark Jurich, LOU	01-04	193	12
Michael Fuda, RICE	09-12	224	11
Tyler Henley, RICE	06-07	136	11
Jarrett Hoffpauir, USM	02-04	175	11
Chris Meeks, TCU	02-03	104	11
James Jurries, TLN	99-02	239	11
Brett Bredensteiner, SLU	96-98	147	11
Joey Hammond, CHA	96-98	178	11
Blake Kelso, HOU	08-10	181	11
B.J. Huff, UAB	1996	58	11

Home Runs

Player	Years	G	HR
Chad Sutter, TLN	96-99	294	75
James Jurries, TLN	99-02	239	62
Jake Gautreau, TLN	99-01	195	58
Marc Maddox, USM	03-06	244	53
Kevin Youkilis, CIN	98-01	230	53
Victor Gomez, MAR	08-11	217	52
Anthony Rendon, RICE	09-11	187	52
Matt Singer, CIN	98-01	229	52
Kyle Roller, ECU	07-10	223	51
Jeff Cook, USM	00-03	225	50
Luke Stewart, UAB	08-10	168	49
Jason Sparks, TLN	98-99	125	49
James Matan, CHA	96-98	177	48
Mark Jurich, LOU	01-04	193	47
Daniel Boyd, USF	98-01	223	47
Brad Willcutt, USM	02-05	241	46
Chris Duffy, UCF	07-10	212	43
Darryl Lawhorn, ECU	02-04	178	43
Dusty Haley, USM	97-01	209	42
Jeremy Schaffer, TLN	09-12	217	41
Kameron Brunty, USM	09-11	152	40
Shayne Carnes, UAB	96-98	166	40
Mike Eylward, USF	98-01	228	40

Times At Bat

Player	Years	G	AB
Andy Cannizaro, TLN	98-01	248	1030
Brandon Caraway, HOU	97-00	246	1006
James Jurries, TLN	99-02	239	953
Mike Pilger, USF	96-99	238	944

Tommy Manzella, TLN	02-05	244	939
Brad Willcutt, USM	02-05	241	934
Trey Sutton, USM	05-08	226	926
Matt Singer, CIN	98-01	229	922
Chad Sutter, TLN	96-99	244	920
Myron Leslie, USF	02-04	241	907
Jonny Kaplan, TLN	00-03	247	907
Marc Maddox, USM	03-06	244	895
Mike Eylward, USF	98-01	228	889
Jeff Baisley, USF	02-05	222	878
Diego Seastrunk, RICE	07-10	240	877
Harrison Eldridge, ECU	05-08	241	874
Ben Drawdy, USF	98-01	226	872
Stephen Batts, ECU	06-09	238	870
Ryan Wood, ECU	06-09	237	869
Jeff Cook, USM	00-03	225	869

Runs Scored

Player	Years	G	Runs
James Jurries, TLN	99-02	239	284
Kevin Youkilis, CIN	98-01	230	279
Andy Cannizaro, TLN	98-01	248	258
Brandon Caraway, HOU	97-00	246	238
Jonny Kaplan, TLN	00-03	247	235
Marc Maddox, USM	03-06	244	228
Myron Leslie, USF	01-04	241	227
Chad Sutter, TLN	96-99	244	227
Matt Singer, CIN	98-01	229	226
Ryan Wood, ECU	06-09	237	225
Trey Sutton, USM	05-08	226	220
Mike Pilger, USF	96-99	238	219
Daniel Boyd, USF	98-01	223	215
Brian Hughes, TLN	96-98	186	211
Stephen Batts, ECU	06-09	238	205
Nathan Southard, TLN	03-06	241	204
Brad Willcutt, USM	02-05	241	203
Anthony Rendon, RICE	09-11	187	201
Jeff Cook, USM	00-03	225	200
Jake Gautreau, TLN	99-01	195	200

Total Bases

Player	Years	G	TB
James Jurries, TLN	99-02	239	618
Chad Sutter, TLN	96-99	244	583
Matt Singer, CIN	98-01	229	552
James Jurries, TLN	99-01	176	537
Kevin Youkilis, CIN	98-01	230	536
Marc Maddox, USM	03-06	244	514
Jake Gautreau, TLN	99-01	195	511
Victor Gomez, MAR	08-11	217	510
Daniel Boyd, USF	98-01	223	509
Jeff Cook, USM	00-03	225	505
Brad Willcutt, USM	02-05	241	501
Mike Eylward, USF	98-01	228	484
Andy Cannizaro, TLN	98-01	248	479
Trey Sutton, USM	05-08	226	472
Steve Shirley, TLN	98-01	198	465
Anthony Rendon, RICE	09-11	187	463
James Matan, CHA	96-98	177	463
Myron Leslie, USF	01-04	241	462
Mark Jurich, LOU	01-04	193	457
Stephen Batts, ECU	06-09	238	455

Stolen Bases

Player	Years	G	SB
Andy Cannizaro, TLN	98-01	248	128
K.K. Chalmers, MEM	05-08	224	112
Jonny Kaplan, TLN	00-03	247	107
Brandon Caraway, HOU	97-00	246	94
Will Smith, UAB	97-00	203	91
Michael Bourn, HOU	01-03	172	90

Gerald Parr, CHA	96-98	174	90
Brint Hardy, UAB	07-09	165	88
Brian Hughes, TLN	96-98	186	88
Mike Pilger, USF	96-99	238	81
Tyson Auer, UCF	06-08	157	80
James Jurries, TLN	99-02	239	80
Mike Hook, LOU	99-01	158	79
Jamal Austin, UAB	09-11	153	74
Adam Yeager, MAR	08-09	113	73
Mitch Jones, UAB	00-03	213	72
Josh Prince, TLN	08-09	116	67
Zak Presley, HOU	07-10	233	65
Mike Cunningham, USF	00-03	212	65
Eric Lee, HOU	97-00	234	65

PITCHING

Pitching Victories

Player	Years	G	Wins
Seth Maness, ECU	08-11	66	38
Jared Berkowitz, TLN	97-00	70	38
Todd McInnis, USM	07-11	70	33
Scott Glaser, USF	96-99	68	33
Shane Nance, HOU	97-00	69	32
Clayton Jerome, TCU	02-04	50	27
John Gorham, USF	99-02	81	27
Kevin Brandt, ECU	09-12	82	26
Ryan Berry, RICE	07-09	54	26
J.R. Crowel, TLN	03-05	51	26
Ryan Baker, CHA	97-00	72	26
Billy Mohl, TLN	03-06	71	25
Brian Bogusevic, TLN	03-05	49	25
Brad Sullivan, HOU	01-03	56	25
Kyle Crowell, HOU	98-00	62	25
Brandon Gomes, TLN	04-07	72	24
John Vigue, USF	98-01	71	24
T.J. Hose, ECU	05-08	71	23
Cliff Russum, USM	02-06	65	23
Jason Navarro, TLN	96-97	34	23

Innings Pitched

Player	Years	G	IP
Jared Berkowitz, TLN	97-00	70	415.2
Seth Maness, ECU	08-11	66	411.2
Shane Nance, HOU	97-00	69	411.1
Todd McInnis, USM	07-11	70	395.1
John Vigue, USF	98-01	71	374.2
John Gorham, USF	99-02	81	371.0
Ryan Baker, CHA	97-00	72	368.1
B.J. Borsa, CIN	00-03	67	363.0
Scott Glaser, USF	96-99	68	359.3
Kevin Brandt, ECU	09-12	82	355.2
Ben Hutton, SLU	99-03	70	354.0
Brandon Gomes, TLN	03-07	72	351.0
Brad Sullivan, HOU	01-03	56	347.1
Clayton Jerome, TCU	02-04	50	336.0
T.J. Hose, ECU	05-08	71	328.2
Ryan Berry, RICE	07-09	54	308.1
Billy Mohl, TLN	03-06	71	308.0
J.R. Crowel, TLN	03-05	51	302.2
Barry Bowden, USM	05-08	57	302.0
Brian Bentley, LOU	97-00	58	300.1

Complete Games

Player	Years	G	CG
Corey Lawson, SLU	02-03	26	14
B.J. Borsa, CIN	00-03	67	13
Jared Berkowitz, TLN	97-00	70	12
Shane Nance, HOU	97-00	69	12
Clayton Jerome, TCU	02-04	50	10
Jason Stanford, CHA	98-99	39	10
Mike Tisdale, LOU	01-04	45	8
Zachary Treadway, CHA	01-04	60	8
Clayton Jerome, TCU	02-03	36	8

Henry Bonilla, TLN	99-00	38	8
John McKay, CHA	96-00	84	8

Saves

Player	Years	G	Saves
Daniel Latham, TLN	04-07	122	43
Nick Pepitone, TLN	08-11	100	31
Joe Rogers, UCF	10-12	79	30
Collin Cargill, USM	08-11	103	30
John Livingston, USF	01-04	138	30
Joey Charron, TLN	01-04	124	28
Brandon Belanger, TLN	99-00	72	27
Seth Simmons, ECU	08-11	117	26
Cole St.Clair, RICE	06-08	77	25
Daniel Best, USM	03-06	95	25
Tyler Conn, USM	07-08	58	23
Justin Weiss, UCF	06-09	67	21
Austin Coan, MAR	09-10	50	20
Austin Tubb, USM	03-04	62	20
Erik Walker, CHA	03-05	79	19
Matt Yokley, MAR	06-09	77	18
Joe Rogers, UCF	10-11	48	17
Tyler Kee, USM	96-99	105	17
Ryan Nance, UAB	11-12	46	16
Greg Bunn, ECU	02-04	61	16
Ryan Wagner, HOU	02-03	63	16
Carlos Fernandez, LOU	00-03	81	16
Luis Ramos, USF	96-98	84	16

Earned Run Average (min. 100 IP)

Player	Years	G	ERA
Lance Broadway, TCU	05	19	1.62
Eddie Degerman, RICE	06	20	2.00
Ryan Wagner, HOU	02-03	63	2.19
Cole St.Clair, RICE	06-08	77	2.29
Austin Kubitzka, RICE	11	15	2.34
Bobby Bramhall, RICE	06-07	54	2.36
Austin Kubitzka, RICE	11-12	31	2.50
Brad Sullivan, HOU	01-03	56	2.64
Shooter Hunt, TLN	07-08	32	2.65
Jason Navarro, TLN	96-97	34	2.59
Luis Ramos, USF	96-99	68	2.78
Joe Savery, RICE	06-07	31	2.90
Glen Tucker, ECU	02-03	50	2.92
Collin Cargill, USM	08-11	103	2.93
John Simms, RICE	11-12	48	2.94
Greg Bunn, ECU	02-04	61	2.94
Nick Pepitone, TLN	08-11	100	3.01
Ryan Belanger, USM	06-07	41	3.03
Tyler Duffey, RICE	10-12	92	3.06
Ryan Berry, RICE	07-09	54	3.06
Brandon Belanger, TLN	99-00	72	3.12



Seth Maness, East Carolina

Strikeouts

Player	Years	G	K
Brad Sullivan, HOU	01-03	56	409
John McKay, CHA	96-00	84	409
Shane Nance, HOU	97-00	69	388
Seth Maness, ECU	08-11	66	334
Ryan Baker, CHA	97-00	72	322
Craig House, MEM	96-99	70	309
Jared Berkowitz, TLN	97-00	70	303
John Maine, CHA	00-02	53	297
Brad Lincoln, HOU	04-06	47	293
Sean Morgan, TLN	05-07	62	289
John Gorham, USF	99-02	81	288
Shea Douglas, USM	00-02	45	285
Barry Bowden, USM	05-08	57	283
Ryan Berry, RICE	07-09	54	279
B.J. Borsa, CIN	00-03	67	277
Todd McInnis, USM	07-11	70	363
Brandon Gomes, TLN	03-07	72	276
Scott Glaser, USF	96-99	68	273
Kevin Brandt, ECU	09-12	82	272
T.J. Hose, ECU	05-08	71	262

Shutouts

Player	Years	G	Sho
Greg Bunn, ECU	02-04	61	5
Shane Nance, HOU	97-00	69	5
Cliff Russum, USM	03-06	65	4
Brad Sullivan, HOU	01-03	56	4
Shea Douglas, USM	00-02	45	4
Chase Joiner, MEM	10-12	35	3
Taylor Wall, RICE	09-12	78	3
Taylor Wall, RICE	09-11	35	3
Ryan Berry, RICE	07-09	54	3
David Clark, USM	06-08	39	3
Ryan Belanger, USM	06-07	41	3
Brian Bogusevic, TLN	03-05	49	3
J.R. Crowel, TLN	03-05	51	3
Clayton Jerome, TCU	02-04	50	3
Jared Berkowitz, TLN	97-00	70	3
Kyle Crowell, HOU	98-00	62	3

Appearances

Player	Years	App.
Joey Livingston, USF	01-04	138
Joey Charron, TLN	01-04	124
Daniel Latham, TLN	04-07	122
Seth Simmons, ECU	08-11	117
Collin Cargill, USM	08-11	103
Nick Pepitone, TLN	08-11	100
Brad Mincey, ECU	08-11	100
Scott Beyer, UAB	96-00	99
Curtus Moak, CIN	98-01	99
Daniel Best, USM	03-06	95
David Richtberg, USF	97-01	95
Tyler Duffey, RICE	10-12	92
Tyler Gatrell, MAR	07-10	91
Jim Steele, CIN	96-99	90
Chase Dempsay, HOU	08-11	88
Preston Claiborne, TLN	07-10	85
Nathan Mitchell, HOU	99-02	85
Todd Ardoin, TLN	96-98	85
John McKay, CHA	96-00	84
Luis Ramos, USF	96-98	84



MISC. RECORDS

LONGEST OVERALL WIN STREAK

20	Rice	4/14/07-5/26/07
19	East Carolina	3/27/04-5/4/04
15	Tulane	4/14/01-5-12/01
14	East Carolina	3/4/07-3/28/07
14	Rice	5/13/06-6/11/06
14	Rice	3/25/06-4/18/06
14	UAB	2/25/99-3/21/99
14	USF	3/2/96-3/20/96

LONGEST C-USA GAME WIN STREAK

22	East Carolina	3/27/04-5/16/04
17	Rice	3/25/06-5/12/06
16	Houston	4/16/00-3/30/01
14	Rice	4/14/07-5/19/07
14	Tulane	4/19/98-5/17/98

LONGEST OVERALL LOSING STREAK

21	Cincinnati	4/5/96-5/7/96
19	UAB	3/21/06-4/22/06
17	Cincinnati	4/1/96-4/23/96
16	Marshall	3/23/07-4/21/07
16	UAB	4/1/03-5/2/03

LONGEST C-USA GAME LOSING STREAK

20	UCF	4/22/06-4/07
17	Marshall	4/28/06-4/21/07
17	Cincinnati	3/29/96-5/7/96
13	Saint Louis	4/12/98-5/12/98
13	Cincinnati	5/14/97-4/12/98

BEST STARTS (Undefeated)

13-0	UAB	2003
12-0	East Carolina	2004
11-0	Charlotte	2000
10-0	East Carolina	2002
9-0	Rice	2012

BEST STARTS (With one loss)

19-1	UCF	2008
14-1	Tulane	2005
13-1	UAB	2003
13-1	East Carolina	2002
12-1	Cincinnati	2000

MOST SERIES SWEEPS ONE SEASON

6	Rice	2008
6	Rice	2007
6	Rice	2006
6	East Carolina	2004
6	USF	1996
5	seven tied with	

RECORDS SINCE C-USA'S INCEPTION

Team	C-USA	Overall
East Carolina	168-117-2	433-248-3
Houston	261-157-1	541-429-1
Marshall	54-111-1	159-224-1
Memphis	182-255	425-521-1
Rice	131-37	326-123
Southern Miss	266-177	631-399
Tulane	285-158-2	701-350-2
UAB	176-266	462-507
UCF	67-101	220-199

C-USA VS. RANKED FOES IN 2012

In the 2012 season, seven different schools (East Carolina, Houston, Memphis, Rice, Southern Miss, UAB and UCF) defeated a ranked non-league foe. Here's a look at the 2012 wins over ranked non-conference opponents:

Feb. 18	UAB 2, (16) Clemson 1	Mar. 20	Southern Miss 10, (17) Mississippi 0
Mar. 3	Houston 4, (7) Arkansas 1	Mar. 20	East Carolina 6, (11) NC State 5
Mar. 3	Rice 6, (27) Texas Tech 2	Apr. 4	UCF 4, (9) Miami (Fla.) 1
Mar. 11	Rice 1, (2) Stanford 0	Apr. 18	Rice 5, (2) Texas A&M 4
Mar. 11	East Carolina 9, (16) Louisville 4	Apr. 24	Memphis 4, (18) Mississippi 2
Mar. 13	Rice 5, (6) Arizona 1	May 15	Rice 5, (29) Sam Houston State 0

ALL-TIME NON-CONFERENCE, TOP 10 WINS

138 OVERALL, 58 OVER TOP 5 OPPONENTS

2012 (5)	Houston 4, (7) Arkansas 1	May 11	USF 11, (10) Florida 5
Mar. 3	Rice 1, (2) Stanford 0	June 12	Tulane 7, (7) Rice 0
Mar. 11	Rice 5, (6) Arizona 1	June 13	Tulane 9, (7) Rice 6
Mar. 13	UCF 4, (9) Miami (Fla.) 1	June 18	Tulane 3, (2) Oregon State 1
Apr. 4	Rice 5, (2) Texas A&M 4		
Apr. 18			
2011 (6)	Rice 1, (9) Texas A&M 0	2004 (9)	Houston 4, (8) Long Beach State 2
Mar. 5	UCF 4, (4) Florida 3	Feb. 29	Houston 10, (1) LSU 5
Apr. 5	Houston 3, (5) Texas A&M 2	Mar. 6	Tulane 5, (5) Arizona State 3
Apr. 5	Rice 2, (5) Texas A&M 0	Mar. 12	USF 7, (6) Miami (Fla.) 2
Apr. 12	UCF 8, (5) Florida 6	Mar. 16	Houston 3, (4) Rice 2
Apr. 20	UCF 14, (6) Florida State 10	Mar. 16	Southern Miss 8, (8) Mississippi 7
May 7		Mar. 23	Tulane 1, (2) LSU 0
		Apr. 6	Southern Miss 8, (6) Mississippi 4
		Apr. 20	Southern Miss 6, (9) Mississippi 3
		Apr. 27	
2010 (5)	East Carolina 6, (2) Virginia 1	2003 (6)	Memphis 8, (9) Mississippi State 7 (10 inn.)
Feb. 20	East Carolina 4, (10) South Carolina 3	Mar. 19	Houston 5, (1) Rice 1
Feb. 27	East Carolina 4, (10) South Carolina 2	Apr. 16	Tulane 9, (6) LSU 5
Feb. 28	Houston 1, (3) Texas 0	Apr. 29	Houston 8, (9) Texas A&M 6
Mar. 6	Rice 10, (2) Texas 6	May 13	East Carolina 10, (7) Georgia Tech 3
Mar. 16		May 31	Houston 5, (1) Rice 1
		June 7	
2009 (12)	Rice 5, (9) UCLA 4 (10 inn.)	2002 (10)	TCU 8, (9) Texas 1
Feb. 27	Rice 2, (1) Texas A&M 0	Feb. 8	Houston 11, (3) LSU 3
Feb. 28	Rice 8, (6) Baylor 3	Feb. 22	Houston 12, (3) LSU 11
Mar. 1	Houston 3, (17) Cal Poly 2	Feb. 24	Southern Miss 5, (10) Mississippi 1
Mar. 8	Tulane 6, (10) UC Irvine 3	Feb. 27	Houston 7, (8) Cal State Fullerton 3
Mar. 13	Rice 6, (2) Texas 3	Mar. 1	Houston 8, (6) Miami (Fla.) 6
Mar. 17	Tulane 8, (2) LSU 7	Mar. 3	Tulane 6, (6) LSU 5
Apr. 1	Rice 7, (5) Texas 4	Mar. 5	TCU 5, (10) Baylor 3
Apr. 21	East Carolina 4, (1) North Carolina 0	Mar. 26	Houston 1, (3) Rice 0
Apr. 22	Southern Miss 6, (7) Mississippi 4	Apr. 2	Houston 2, (8) Texas 0
Apr. 28	Southern Miss 9, (9) Florida 7	Apr. 7	
June 6	Southern Miss 7, (9) Florida 6		
June 7			
2008 (7)	East Carolina 13, (2) South Carolina 4	2001 (5)	Houston 14, (1) Rice 5
Feb. 23	UCF 10, (5) Missouri 9	Feb. 21	Tulane 13, (2) LSU 3
Feb. 25	Rice 10, (3) Texas 4	Mar. 7	Houston 4, (1) Rice 3
Mar. 1	Rice 4, (10) Oklahoma State 2	Mar. 21	South Florida 12, (7) Stetson 6
May 7	Houston 4, (9) Texas A&M 3	Apr. 4	Tulane 7, (2) LSU 6
June 1	Rice 9, (8) Texas A&M 7	Apr. 11	
June 7	Rice 6, (8) Texas A&M 5		
June 8			
2007 (10)	Rice 9, (7) Nebraska 5	2000 (7)	Houston 10, (2) LSU 2
Feb. 24	Rice 9, (6) Cal State Fullerton 3	Feb. 25	Houston 11, (2) LSU 7
Mar. 3	Memphis 6, (6) Clemson 4 (10 inn.)	Feb. 26	Houston 10, (2) LSU 2
Mar. 9	East Carolina 6, (7) Cal State Fullerton 1	Feb. 27	Houston 3, (5) USC 2
Mar. 9	East Carolina 2, (7) Cal State Fullerton 0	March 10	Houston 14, (5) USC 7
Mar. 10	East Carolina 12, (7) Cal State Fullerton 5	March 11	Houston 8, (5) USC 4
Mar. 11	Rice 7, (5) Texas 4	March 12	Houston 13, (7) Baylor 2
Apr. 17	Rice 3, (6) Texas A&M 2 (10 inn.)	April 18	
June 8	Rice 5, (6) Texas A&M 2		
June 9	Rice 14, (2) North Carolina 4		
June 17			
2006 (9)	Tulane 4, (7) Texas 2	1999 (6)	Houston 9, (10) Alabama 5 (11 innings)
Feb. 12	Rice 3, (3) Nebraska 2	Feb. 13	Houston 6, (10) Alabama 2
Feb. 25	Houston 5, (8) LSU 3	Feb. 14	Houston 12, (5) Texas 9
Mar. 3	Rice 3, (7) Cal State Fullerton 2 (10 inn.)	Feb. 16	Houston 8, (2) Rice 3
Mar. 4	Rice 6, (7) Cal State Fullerton 2	Feb. 23	UAB 8, (6) Mississippi State 6
Mar. 4	Rice 10, (9) Oklahoma 4	Apr. 21	Houston 8, (1) Rice 3
June 10	Rice 9, (9) Oklahoma 5	Apr. 23	
June 12	Rice 6, (6) Georgia 4		
June 17	Rice 3, (8) Miami (Fla.) 2	1998 (2)	South Florida 15, (2) Miami (Fla.) 2
June 19		Feb. 1	UAB 4, (4) Alabama 3
		April 22	
2005 (14)	Houston 6, (9) Texas A&M 1	1997 (6)	South Florida 10, (5) Oklahoma State 2
Feb. 13	Houston 2, (2) LSU 1	Feb. 7	Houston 16, (4) Rice 12
Feb. 25	UAB 4, (2) LSU 3	Feb. 8	Houston 10, (7) Wichita State 6
Mar. 6	East Carolina 7, (7) Georgia 1	March 1	Houston 4, (7) Wichita State 3
Mar. 6	Tulane 6, (5) LSU 2	March 2	UAB 10, (5) Alabama 2
Mar. 8	TCU 2, (7) Rice 1	April 16	Southern Miss 9, (5) Mississippi State 4
Mar. 11	Tulane 13, (3) Cal State Fullerton 9	April 29	
Mar. 13	Southern Miss 10, (9) Mississippi 9		
Apr. 5	TCU 2, (8) Baylor 1	1996 (4)	South Florida 6, (7) Clemson 5
Apr. 19	USF 8, (10) Florida 7	Feb. 17	South Florida 7, (7) Clemson 2
May 10		Feb. 18	Tulane 16, (8) Mississippi State 3
		Feb. 24	South Florida 10, (7) Miami (Fla.) 4
		March 5	



HISTORY

NCAA APPEARANCES

EAST CAROLINA (26)

2012, 2011, 2009, 2008, 2007, 2005, 2004, 2003, 2002, 2001, 2000, 1999, 1993, 1991, 1990, 1989, 1987, 1984, 1982, 1980, 1977, 1974, 1970, 1968, 1966, 1964

HOUSTON (18)

2008, 2006, 2003, 2002, 2001, 2000, 1999, 1997, 1990, 1987, 1985, 1982, 1967 (CWS), 1966, 1960, 1958, 1953 (CWS), 1951

MARSHALL (2)

1978, 1973

MEMPHIS (5)

2007, 1994, 1981, 1978, 1976

RICE (18)

2012, 2011, 2010, 2009, 2008 (CWS), 2007 (CWS), 2006 (CWS), 2005, 2004, 2003 (CWS), 2002 (CWS), 2001, 2000, 1999 (CWS), 1998, 1997 (CWS), 1996, 1995

SOUTHERN MISS (12)

2011, 2010, 2009 (CWS), 2008, 2007, 2006, 2005, 2004, 2003, 1999, 1991, 1990

TULANE (19)

2008, 2006, 2005 (CWS), 2004, 2003, 2002, 2001 (CWS), 2000, 1999, 1998, 1996, 1994, 1992, 1988, 1987, 1986, 1983, 1982, 1979

UAB (2)

2012, 1991

UCF (11)

2012, 2011, 2004, 2003, 2001, 2000, 1997, 1996, 1995, 1993, 1989

ANNUAL NCAA TEAM CHAMPIONS

Batting Average

1978 Memphis .357

Hits

2009 East Carolina 814
2001 Tulane 844
1999 Rice 270

Doubles Per Game

1992 Southern Miss 2.64

Doubles

2006 Rice 162
2001 Rice 163

Triples

1999 Rice 37
1985 UCF 45

Runs Scored

2001 Tulane 639

Stolen Bases

1985 UCF 253

Most Total Bases

2001 Tulane 1,263

Fielding Percentage

2000 Houston .977

Strikeouts

2006 Rice 653

Strikeout Ratio

2012 Rice 9.1
2006 Rice 9.5

Earned Run Average

2004 Rice 2.64
2002 Rice 2.79
1984 Rice 2.60
1981 East Carolina 2.78

Double Plays

2011 Southern Miss 81
2010 Southern Miss 84
2003 Southern Miss 72

Winning Percentage

2006 Rice .814
2005 Tulane .824
1990 East Carolina .839

ALL-TIME RECORDS

	YRS	W	L	T	PCT
ECU	62	1678	923	9	.645
HOU	66	1612	1251	16	.563
MAR	106	1269	1416	12	.473
MEM	63	1583	1226	14	.563
RICE	87	1669	1167	14	.588
USM	84	1508	1220	10	.553
TLN	106	1856	1261	14	.595
UAB	34	946	897	1	.513
UCF	40	1370	893	10	.605

TEAM VS. TEAM RECORDS

	ECU	HOU	MAR	MEM	RICE	USM	TLN	UAB	UCF
ECU	—	22-17-1	19-4	23-12	5-19	16-22	14-24	28-6	20-9
HOU	17-22-1	—	20-5	37-14	70-98	27-28	32-27	34-17	20-11
MAR	4-19	5-20	—	11-11	3-23	8-19	7-16-1	10-15	12-9
MEM	12-23	14-37	11-11	—	6-18	44-56	34-45	42-41	13-10
RICE	19-5	98-70	23-3	18-6	—	16-9	25-7	17-8	20-7
USM	22-16	28-27	19-8	56-44	9-16	—	53-93-1	56-31	17-8
TLN	24-14	27-32	16-7-1	45-34	7-25	93-53-1	—	39-16	13-15
UAB	6-28	17-34	15-10	41-42	8-17	31-56	16-39	—	11-12
UCF	9-20	11-20	9-12	10-13	7-20	8-17	15-13	12-11	—



C-USA CHAMPIONSHIP RESULTS

2012

Trustmark Park, Pearl, Miss.

Wed., May 23

(5) Memphis 14, (4) Southern Miss 3
(1) Rice 7, (8) Houston 5
(3) Tulane 4, (6) East Carolina 3

Thu., May 24

(7) UAB 15, (2) UCF 1
(4) Southern Miss 8, (8) Houston 7 (10 inn.)
(5) Memphis 3, (1) Rice 2

Fri., May 25

(7) UAB 6, (3) Tulane 3
(2) UCF 11, (6) East Carolina 1
(8) Houston 7, (5) Memphis 3

Sat., May 26

(2) UCF 6, (3) Tulane 2
(6) East Carolina 10, (7) UAB 3
(4) Southern Miss 4, (1) Rice 2

Sun., May 27

Championship Game

UAB 5, Memphis 0

2011

Trustmark Park, Pearl, Miss.

Wed., May 25

(4) UCF 16, (5) Memphis 9
(8) UAB 9, (1) Rice 8
(6) Houston 8, (3) East Carolina 5
(2) Southern Miss 6, (7) Tulane 1

Thu., May 26

(4) UCF 6, (8) UAB 4
(1) Rice 8, (5) Memphis 5
(3) East Carolina 4, (7) Tulane 2 (11 innings)
(6) Houston 7, (2) Southern Miss 6 (14 innings)

Fri., May 27

(5) Memphis 5, (8) UAB 4
(1) Rice 4, (4) UCF 2
(7) Tulane 7, (6) Houston 1
(3) East Carolina 4, (2) Southern Miss 0

Sat., May 28

Championship Game

(1) Rice 4, (6) Houston 3 (10 innings)

2010

Cougar Field, Houston, Texas

Wed., May 26

Southern Miss 8, Memphis 2
Rice 11, East Carolina 3
Houston 11, Marshall 7

Thurs., May 27

East Carolina 8, Southern Miss 1
Marshall 10, Memphis 7
Rice 24, Houston 3

Fri., May 28

Memphis 3, East Carolina 2
Rice 18, Marshall 0
Southern Miss 10, Houston 6

Sat., May 29

Championship Game

Southern Miss 7, Rice 4

2009

Pete Taylor Park, Hattiesburg, Miss.

Wed., May 20

(6) UAB 8, (3) Houston 3
(2) Rice 13, (7) Marshall 0
(1) East Carolina 6, (8) UCF 3
(5) Southern Miss 15, (4) Tulane 2

Thu., May 21

Houston 4, Marshall 1
Tulane 7, UCF 3
Rice 8, UAB 1
Southern Miss 5, East Carolina 2

Fri., May 22

Houston 4, UAB 1
Southern Miss 3, East Carolina 0
Rice 7, Houston 2
Southern Miss 3, Tulane 1

Sun., May 24

Championship Game

Rice 8, Southern Miss 6

2008

Greer Field at Turchin Stadium, New Orleans, La.

Wed., May 21

(4) Houston 5, (5) East Carolina 4 (10 inn.)
(8) UAB 8, (1) Rice 2
(2) Southern Miss 8, UCF 5
(6) Marshall 10, (3) Tulane 5

Thu., May 22

East Carolina 4, Rice 3

Fri., May 23

Tulane 5, UCF 2
UAB 5, Houston 4
Southern Miss 5, Marshall 3
Houston 2, East Carolina 1

Sat., May 24

Marshall 8, Tulane 7
Houston 10, UAB 5
Marshall 6, Southern Miss 3
Houston 3, UAB 1

Sun., May 25

Marshall 5, Southern Miss 3

Championship Game

Houston 3, Marshall 2

2007

Clark-LeClair Stadium, Greenville, North Carolina

Wed., May 23

(5) Memphis 12, (4) Houston 4
(1) Rice 16, (8) UCF 6
(3) Southern Miss 9, (6) UAB 5
(2) East Carolina 4, (7) Tulane 2

Thu., May 24

UCF 1, Houston 0
Tulane 13, UAB 5
Rice 7, Memphis 5
East Carolina 2, Southern Miss 1 (10 inn.)

Fri., May 25

Memphis 12, UCF 6
Tulane 6, Southern Miss 2

Sat., May 26

Memphis 2, Rice 1
East Carolina 9, Tulane 4
Rice 20, Memphis 9

Sun., May 27 - Championship Game

Rice 16, East Carolina 8

2006

Reckling Park, Houston, Texas

Wed., May 24

(6) East Carolina 4, (3) Tulane 2
(2) Houston 9, (7) Marshall 1
(1) Rice 9, (8) UAB 3
(5) Southern Miss 6, (4) Memphis 2

Thu., May 25

Tulane 12, Marshall 1 (8 inn.)
Memphis 13, UAB 2 (7 inn.)
Houston 7, East Carolina 1
Rice 5, Southern Miss 1

Fri., May 26

Tulane 2, East Carolina 1 (10 inn.)
Memphis 8, Southern Miss 5

Sat., May 27

Houston 6, Tulane 0

Rice 7, Memphis 4

Sun., May 28 - Championship Game

Rice 11, Houston 5

2005

Pete Taylor Park, Hattiesburg, Miss.

Wed., May 25

(4) East Carolina 6, (5) Houston 5
(1) Tulane 8, (8) UAB 6
(2) TCU 4, (7) Louisville 2
(3) Southern Miss 5, (6) USF 3

Thu., May 26

Houston 7, UAB 5
USF 11, Louisville 1
Tulane 16, East Carolina 3
TCU 8, Southern Miss 0

Fri., May 27

Houston 6, East Carolina 4
Southern Miss 9, USF 3

Sat., May 28

Tulane 10, Houston 1
TCU 13, Southern Miss 7

Sun., May 29 - Championship Game

TCU vs. Tulane (cancelled due to weather)
(Tulane and TCU declared co-champions)

2004

Cougar Field, Houston, Texas

Wed., May 26

(6) Memphis 10, (3) Southern Miss 5
(7) UAB 10, (2) Tulane 4
(1) East Carolina 13, (8) Louisville 2
(5) Houston 9, (4) TCU 5

Thu., May 27

Southern Miss 16, Tulane 4
TCU 4, Louisville 3
UAB 7, Memphis 6
Houston 6, East Carolina 5

Fri., May 28

Southern Miss 13, Memphis 0
TCU 10, East Carolina 4

Sat., May 29

Southern Miss 16, UAB 10
TCU 8, Houston 3
Southern Miss 9, UAB 7
TCU 5, Houston 4

Sun., May 30 Championship Game

TCU 3, Southern Miss 1

2003

Turchin Stadium, New Orleans, La.

Wed., May 21

(4) Houston 2, (5) East Carolina 1
(1) Southern Miss 13, (8) Charlotte 0
(7) Louisville 5, (2) TCU 1
(3) Tulane 4, (6) USF 3

Thu., May 22

East Carolina 8, Charlotte 5
USF 10, TCU 6
Southern Miss 7, Houston 2
Tulane 3, Louisville 1

Fri., May 23

East Carolina 5, Houston 0
Louisville 11, USF 4

Sat., May 24

Southern Miss 3, East Carolina 1
Tulane 5, Louisville 3

Sun., May 25 - Championship Game

Southern Miss 7, Tulane 5

2002

Grainger Stadium, Kinston, N.C.

Tue., May 21

(1) Houston 5, (8) Saint Louis 0
(4) Southern Miss 7, (5) Tulane 3

Wed., May 22

(7) USF 10, (2) Louisville 0 (8 inn.)
Tulane 6, Saint Louis 5
(6) East Carolina 5, (3) TCU 1

Thu., May 23

TCU 8, Louisville 1
Houston 7, Southern Miss 1
East Carolina 12, USF 10

Fri., May 24

Tulane 12, Southern Miss 5
USF 2, TCU 1

Sat., May 25

Houston 7, Tulane 2
East Carolina 3, USF 2
Sun., May 26 - Championship Game
East Carolina 4, Houston 0

2001

Zephyr Field, New Orleans, La.

Wed., May 16

(7) Southern Miss 6, (2) Houston 2
(3) USF 10, (6) Louisville 5
(5) Memphis 8, (4) Cincinnati 5
(8) Charlotte 8, (1) Tulane 4

Thu., May 17

Louisville 6, Houston 5
Tulane 9, Cincinnati 7
Southern Miss 18, USF 5
Memphis 4, Charlotte 2

Fri., May 18

USF 7, Louisville 3 (10 innings)
Tulane 6, Charlotte 2

Sat., May 19

USF 6, Southern Miss 4
Tulane 7, Memphis 6
USF 7, Southern Miss 4
Tulane 7, Memphis 2

Sun., May 20 - Championship Game

Tulane 21, USF 4

2000

Florida Power Park, St. Petersburg, Fla.

Wed., May 17

(7) UAB 11, (2) Tulane 4
(6) Cincinnati 7, (3) Southern Miss 2 (10
innings)
(1) Houston 4, (8) Louisville 3
(4) Charlotte 2, (5) USF 1

Thu., May 18

Southern Miss 10, Tulane 9
USF 10, Louisville 6
Cincinnati 9, UAB 4
Charlotte 6, Houston 1

Fri., May 19

UAB 10, Southern Miss 6
Houston 19, USF 6

Sat., May 20

Cincinnati 15, UAB 6
Houston 3, Charlotte 0
Houston 14, Charlotte 2

Sun., May 21 - Championship Game

Houston 7, Cincinnati 4 (10 innings)

1999

USA Stadium, Millington, Tenn.

Tuesday, May 18 (play-in games)

8) Cincinnati 8, (9) UAB 7
(10) Saint Louis 5, (7) Charlotte 2

Wednesday, May 19

(3) Southern Miss 10, (6) Louisville 5
(2) Tulane 10, Cincinnati 5
(1) Houston 14, Saint Louis 4
(5) USF 8, (4) Memphis 6

Thursday, May 20

Louisville 10, Cincinnati 9
Saint Louis 11, Memphis 9
Tulane 11, Southern Miss 4
Houston 14, USF 3

Friday, May 21

Southern Miss 5, Louisville 2
Saint Louis 16, USF 5

Saturday, May 22

Tulane 13, Southern Miss 7
Houston 3, Saint Louis 0

Sunday, May 23 - Championship Game

Tulane 12, Houston 9

1998

Zephyr Field, New Orleans, La.

Tuesday, May 12 (play-in games)

(9) Saint Louis 7, (8) USF 6
(7) Memphis 6, (10) Cincinnati 5

Wednesday, May 13

(3) Charlotte 13, (6) Southern Miss 3
(2) Houston 3, Memphis 2
(5) Louisville 9, (4) UAB 8
(1) Tulane 7, Saint Louis 3

Thursday, May 14

Southern Miss 7, Memphis 6
UAB 4, Saint Louis 1
Charlotte 6, Houston 5
Tulane 13, Louisville 2

Friday, May 15

Southern Miss 6, Houston 5
Louisville 11, UAB 6

Saturday, May 16

Charlotte 6, Southern Miss 5

Tulane 6, Louisville 3

Sunday, May 17 - Championship Game

Tulane 5, Charlotte 3

1997

Turchin Stadium, New Orleans, La.

Tuesday, May 13 (play-in games)

(9) Saint Louis 9, (8) Memphis 2
(10) Cincinnati 8, (7) Louisville 5

Wednesday, May 14

(3) USF 5, (6) UAB 2
(2) Houston 13, Saint Louis 4
(5) Charlotte 14, (4) Southern Miss 9
(1) Tulane 10, Cincinnati 0

Thursday, May 15

UAB 6, Saint Louis 2
Southern Miss 5, Cincinnati 0
Houston 2, USF 0
Charlotte 8, Tulane 6

Friday, May 16

UAB 5, USF 3
Tulane 6, Southern Miss 2

Saturday, May 17

UAB 6, Houston 5
Tulane 13, Charlotte 4
Houston 10, UAB 8
Charlotte 9, Tulane 2
Sunday, May 18 - Championship Game
Houston 22, Charlotte 7

1996

Pete Taylor Park, Hattiesburg, Miss.

Tuesday, May 14 (play-in game)

(8) Louisville 4, (9) Cincinnati 2

Wednesday, May 15

(5) Charlotte 17, (4) UAB 9
Louisville 13, (1) USF 9
(2) Tulane 14, (7) Saint Louis 5
(3) Southern Miss 9, (6) Memphis 4

Thursday, May 16

USF 9, UAB 7
Saint Louis 9, Memphis 8 (10 innings)
Charlotte 23, Louisville 3
Tulane 9, Southern Miss 5

Friday, May 17

USF 14, Louisville 11
Southern Miss 9, Saint Louis 5

Saturday, May 18

USF 13, Charlotte 2
Tulane 10, Southern Miss 8
USF 17, Charlotte 6

Sunday, May 19 - Championship Game

Tulane 2, USF 0

NCAA POSTSEASON RESULTS

2012

Houston Regional

FRI., JUNE 1

(1) Rice 3, (4) Prairie View 2

SAT., JUNE 2

(2) Arkansas 1, (1) Rice 0

SUN., JUNE 3

(3) Sam Houston State 4, (1) Rice 1

Coral Gables Regional

FRI., JUNE 1

(2) UCF 2, (3) Missouri State 1

SAT., JUNE 2

(2) UCF 9, (4) Stony Brook 8

SUN., JUNE 3

(4) Stony Brook 12, (2) UCF 5

MON., JUNE 4

(4) Stony Brook 10, (2) UCF 6

Chapel Hill Regional

FRI., JUNE 1

(3) St. John's 11, (2) East Carolina 3

SAT., JUNE 2

(2) East Carolina 10, (4) Cornell 6

SUN., JUNE 3

(1) North Carolina 5, (2) East Carolina 3

Tallahassee Regional

FRI., JUNE 1

(1) Florida State 2, UAB 1

SAT., JUNE 2

(2) Mississippi State 8, (4) UAB 1

2011

Houston Regional

FRI., JUNE 3

(1) Rice 14, (4) Alcorn State 2

SAT., JUNE 4

(2) Baylor 3, (1) Rice 2

SUN., JUNE 5

(3) California 6, (1) Rice 3

Atlanta Regional

FRI., JUNE 3

(3) Mississippi State 3,

(2) Southern Miss 0

SAT., JUNE 4

(1) Georgia Tech 6, (2) Southern Miss 2

Charlottesville Regional

FRI., JUNE 3

(3) St. John's 2, (2) East Carolina 0

SAT., JUNE 4

(2) East Carolina 6, (4) Navy 1

SUN., JUNE 5

(2) East Carolina 6, (3) St. John's 4

(1) Virginia 13, (2) East Carolina 1

Tallahassee Regional

FRI., JUNE 3

(3) Alabama 5, (2) UCF 3

SAT., JUNE 4

(2) UCF 16, (4) Bethune-Cookman 5

SUN., JUNE 5

(3) Alabama 12, (2) UCF 5

2010

Austin Regional

FRI., JUNE 4

(3) Louisiana-Lafayette 1, (2) Rice 0

SAT., JUNE 5

(2) Rice 19, Rider 1

SUN., JUNE 6

(2) Rice 9, Louisiana-Lafayette 1

(1) Texas 4, (2) Rice 1

Auburn Regional

FRI., JUNE 4

(2) Clemson 10, (3) Southern Miss 1

SAT., JUNE 5

(3) Southern Miss 19, Jacksonville State 6

SUN., JUNE 6

(1) Auburn 17, (3) Southern Miss 8

2009

College World Series

SUN., JUNE 14

(4) Texas 7, Southern Miss 6

TUE., JUNE 16

(5) North Carolina 11, Southern Miss 4

Baton Rouge Super Regional

FRI., JUNE 5

(1) LSU 12, Rice 9

SAT., JUNE 6

(1) LSU 5, Rice 3

Chapel Hill Super Regional

SAT., JUNE 6

(5) North Carolina 10, East Carolina 1

SUN., JUNE 7

(5) North Carolina 9, East Carolina 3

Gainesville Super Regional

SAT., JUNE 6

Southern Miss 9, (9) Florida 7

SUN., JUNE 7

Southern Miss 7, (9) Florida 6

Houston Regional

FRI., MAY 29

(1) Rice 5, (4) Sam Houston State 2

SAT., MAY 30

Kansas State 7, Rice 6

SUN., MAY 31

Rice 12, Xavier 5

Rice 8, Kansas State 0

MON., JUNE 1

Rice 13, Kansas State 4

Atlanta Regional

FRI., MAY 29

(3) Southern Miss 17, (2) Elon 15

SAT., MAY 31

Southern Miss 10, Georgia Tech 7

SUN., MAY 31

Georgia Tech 10, Southern Miss 3

MON., JUNE 1

Southern Miss 12, Georgia Tech 8

Greenville Regional

SAT., MAY 30

(1) East Carolina 11,

(4) Binghamton 7

South Carolina 12, East Carolina 2

SUN., MAY 31

East Carolina 16, Binghamton 9

East Carolina 8, South Carolina 6

MON., JUNE 1

East Carolina 10, South Carolina 9 (10 inn.)

2008

College World Series

SUN., JUNE 15

(8) Fresno State 17, Rice 5

TUE., JUNE 17

(5) LSU 6, Rice 5

Houston Super Regional

SAT., JUNE 7

Rice 9, Texas A&M 7

SUN., JUNE 8

Rice 6, Texas A&M 5

Houston Regional

FRI., MAY 30

(1) Rice 3, (4) Sam Houston State 2

SAT., MAY 31

Rice 11, St. John's 2

SUN., JUNE 1

Rice 7, Texas 4

Baton Rouge Regional

FRI., MAY 30

(2) Southern Miss 13, (3) New Orleans 6

SAT., MAY 31

LSU 13, Southern Miss 4

SUN., JUNE 1

Southern Miss 8, New Orleans 2

LSU 11, Southern Miss 4

Conway Regional

FRI., MAY 30

(3) Alabama 16, (2) East Carolina 3

SAT., MAY 31

East Carolina 9, Columbia 0

SUN., JUNE 1

East Carolina 16, Alabama 1

Coastal Carolina 24,

East Carolina 11

College Station Regional

FRI., MAY 30

(3) Houston 9, (2) Dallas Baptist 5

SAT., MAY 31

Texas A&M 22, Houston 4

SUN., JUNE 1

Houston 14, Illinois-Chicago 11 (11 inn.)

Houston 4, Texas A&M 3

MON., JUNE 2

Texas A&M 13, Houston 5

Tallahassee Regional

FRI., MAY 30

(3) Tulane 7, (2) Florida 4

SAT., MAY 31

Tulane 4, Bucknell 1

SUN., JUNE 1

Florida State 24, Bucknell 6

Florida State 17, Tulane 8

MON., JUNE 2

Florida State 16, Tulane 7

2007

College World Series

FRIDAY, JUNE 15

(1) Rice 15, Louisville 10

SUNDAY, JUNE 17

(1) Rice 14, North Carolina 4

WEDNESDAY, JUNE 20

North Carolina 6, (1) Rice 1

THURSDAY, JUNE 21

North Carolina 7, (1) Rice 4

Houston Super Regional

FRIDAY, JUNE 8

(1) Rice 3, (6) Texas A&M 2 (10 inn.)

SATURDAY, JUNE 9

(1) Rice 5, (6) Texas A&M 2

Houston Regional

FRIDAY, JUNE 1

(1) Rice 5, (4) Prairie View 0

SATURDAY, JUNE 2

Rice 6, TCU 3

SUNDAY, JUNE 3

Rice 3, TCU 1

Chapel Hill Regional

FRIDAY, JUNE 1

(2) East Carolina 9,

(3) Western Carolina 8

SATURDAY, JUNE 2

North Carolina 11, East Carolina 10

SUNDAY, JUNE 3

Western Carolina 9, East Carolina 6

Oxford Regional

FRIDAY, JUNE 1

(2) Southern Miss 14, (3) Troy 1

SATURDAY, JUNE 2

Ole Miss 4, Southern Miss 0

SUNDAY, JUNE 3

Sam Houston State 12, Southern Miss 11 (11 inn.)

Nashville Regional

FRIDAY, JUNE 1

(2) Michigan 10, (3) Memphis 7

SATURDAY, JUNE 2

Austin Peay 18, Memphis 7

2006

College World Series

SATURDAY, JUNE 17

Rice 6, Georgia 4

MONDAY, JUNE 19

Rice 3, Miami (Fla.) 2

WEDNESDAY, JUNE 21

Oregon State 5, Rice 0

THURSDAY, JUNE 22

Oregon State 2, Rice 0

Houston Super Regional

SATURDAY, JUNE 10

Rice 10, Oklahoma 4

SUNDAY, JUNE 11

Oklahoma 11, Rice 5

MONDAY, JUNE 12

Rice 9, Oklahoma 5

Houston Regional

FRIDAY, JUNE 2

(1) Rice 6, (4) Prairie View A&M 5

SUNDAY, JUNE 4

(1) Rice 7, (2) Baylor 2

MONDAY, JUNE 5

(1) Rice 7, (2) Baylor 4

Norman Regional

FRIDAY, JUNE 2

(3) Wichita State 2, (2) Houston 1

SATURDAY, JUNE 3

(1) Oklahoma 8, (2) Houston 6

Oxford Regional

FRIDAY, JUNE 2

(3) South Alabama 7, (2) Tulane 1

SATURDAY, JUNE 3

(2) Tulane 12,

(4) Bethune-Cookman 7

SUNDAY, JUNE 4

(2) Tulane 18, (3) South Alabama 11

(3) Mississippi 12, (2) Tulane 4

Tuscaloosa Regional

FRIDAY, JUNE 2

(2) Troy 10, (3) Southern Miss 8

SATURDAY, JUNE 3

(3) Southern Miss 6, (4) Jacksonville State 2

SUNDAY, JUNE 4

(2) Troy 6, (3) Southern Miss 5

2005

College World Series

SATURDAY, JUNE 18

Tulane 3, Oregon State 1

MONDAY, JUNE 20

Texas 5, Tulane 0

TUESDAY, JUNE 2

MONDAY, JUNE 13

Tulane 9, Rice 6

*New Orleans Regional***FRIDAY, JUNE 3**

(1) Tulane 17, (4) Southern 7

SATURDAY, JUNE 4

(1) Tulane 10, (2) Alabama 4

MONDAY, JUNE 6

(1) Tulane 7, (2) Alabama 4

*Waco Regional***SATURDAY, JUNE 4**

(2) TCU 5, (3) Stanford 1

SUNDAY, JUNE 5

(1) Baylor 8, (2) TCU 3

(3) Stanford 12, (2) TCU 4

*Oxford Regional***FRIDAY, JUNE 3**

(3) Oklahoma 5, (2) Southern Miss 4

SATURDAY, JUNE 4

(4) Maine 12, (2) Southern Miss 2

*Tempe Regional***FRIDAY, JUNE 3**

(2) Arizona State 9,

(3) East Carolina 6

SATURDAY, JUNE 4

(4) UNLV 5, (3) East Carolina 3

2004*Columbia Super Regional***SATURDAY, JUNE 12**

South Carolina 4, East Carolina 2

SUNDAY, JUNE 13

South Carolina 5, East Carolina 3

*Fullerton Super Regional***SATURDAY, JUNE 12**

Cal State Fullerton 9, Tulane 0

SUNDAY, JUNE 13

Cal State Fullerton 10, Tulane 7

*Kinston Regional***SATURDAY, JUNE 5**

(1) East Carolina 8, (4) Stony Brook 2

SUNDAY, JUNE 6

East Carolina 11, UNC Wilmington 4

MONDAY, JUNE 7

East Carolina 7, UNC Wilmington 0

*Baton Rouge Regional***FRIDAY, JUNE 4**

(2) Southern Miss 6, (3) Coll. of Charleston 5

SATURDAY, JUNE 5

LSU 6, Southern Miss 2

College of Charleston 7,

Southern Miss 3

*Oxford Regional***FRIDAY, JUNE 4**

(3) Tulane 3, (2) Washington 2

SATURDAY, JUNE 5

Tulane 7, Western Kentucky 0

SUNDAY, JUNE 6

Tulane 12, Washington 3

*Austin Regional***FRIDAY, JUNE 4**

(2) Oral Roberts 6, (3) TCU 5

SATURDAY, JUNE 5

TCU 12, Youngstown State 8

Oral Roberts 10, TCU 1

2003*Houston Super Regional***SATURDAY, JUNE 7**

(1) Rice 5, Houston 2

SUNDAY, JUNE 8

(1) Rice 10, Houston 2

MONDAY, JUNE 9

Houston 5, (1) Rice 2

*Hattiesburg Regional***FRIDAY, MAY 30**

(3) Southern U. 5,

(2) Southern Miss 3

SATURDAY, MAY 31

Southern Miss 18, Murray State 0

Southern Miss 18, Southern U. 1

SUNDAY, JUNE 1

Baylor 3, Southern Miss 2

*Atlanta Regional***FRIDAY, MAY 30**

(2) South Carolina 4, (3) East

Carolina 0

SATURDAY, MAY 31

East Carolina 10, Georgia Tech 3

Stetson 9, East Carolina 4

*Baton Rouge Regional***FRIDAY, MAY 30**

(2) Tulane 8, (3) UNC Wilmington 3

SATURDAY, MAY 31

LSU 13, Tulane 5

UNC Wilmington 9, Tulane 8

(10 innings)

*College Station Regional***FRIDAY, MAY 30**

(2) Alabama 9, (3) Houston 3

SATURDAY, MAY 31

Houston 4, Oral Roberts 2

Houston 16, Alabama 8

SUNDAY, JUNE 1

Houston 7, Texas A&M 6

Houston 7, Texas A&M 6 (10 innings)

2002*Austin Super Regional (Austin, Texas)***SUNDAY, JUNE 9**

Texas 5, Houston 2

SATURDAY, JUNE 8

Texas 17, Houston 2

FRIDAY, JUNE 7

Houston 2, Texas 0

*Atlanta Regional (Atlanta, Ga.)***SATURDAY, JUNE 1**

(4) Coastal Carolina 9, Louisville 1

FRIDAY, MAY 31

(2) Georgia 7, (3) Louisville 1

*Baton Rouge, Regional (Baton Rouge, La.)***FRIDAY, MAY 31**

(2) Louisiana-Lafayette 6, (3) Tulane 3

SATURDAY, JUNE 1

Tulane 10, (4) Southern 2

(1) LSU 4, Tulane 2

*Clemson Regional (Clemson, S.C.)***SUNDAY, JUNE 2**

Clemson 21, East Carolina 1

SATURDAY, JUNE 1

(1) Clemson 4, East Carolina 2

East Carolina 7, (4) Georgia

Southern 3

FRIDAY, MAY 31

(2) East Carolina 13, (3) Elon 7

*Mesa Regional (Mesa, Ariz.)***SUNDAY, JUNE 2**

Houston 7, Arizona State 3

SATURDAY, JUNE 1

Houston 8, (2) Arizona State 4

FRIDAY, MAY 31

(1) Houston 9, (4) New Mexico State 0

Tallahassee Regional

(Tallahassee, Fla.)

SUNDAY, JUNE 2

(1) Florida State 13, USF 6

SATURDAY, JUNE 1

USF 14, (4) Stetson 13

USF 7, UCF 2

FRIDAY, MAY 31

(2) UCF 6, (3) USF 1

2001*College World Series (Omaha, Neb.)***TUESDAY, JUNE 12**

(4) Cal St. Fullerton 11, (5) Tulane 2

SUNDAY, JUNE 10

(5) Tulane 6, (3) Nebraska 5

FRIDAY, JUNE 8

(4) Stanford 13, (5) Tulane 11

*New Orleans Super Regional (Metairie, La.)***FRIDAY, JUNE 1**

(9) Louisiana State 4, (5) Tulane 3

(13 innings)

SATURDAY, JUNE 2

(5) Tulane 9, (9) Louisiana State 4

SUNDAY, JUNE 3

(5) Tulane 7, (9) Louisiana State 1

New Orleans Regional

(New Orleans, La.)

FRIDAY, MAY 25

(5) Tulane 22, Southern 9

SATURDAY, MAY 26

(5) Tulane 13, Oklahoma State 10

SUNDAY, MAY 27

(5) Tulane 9, Oklahoma State 8

*Houston Regional (Houston, Texas)***FRIDAY, MAY 26**

(25) Baylor 7, Houston 1

SATURDAY, MAY 26

Texas-Arlington 7, Houston 6

Wilson Regional

(Wilson, N.C.)

FRIDAY, MAY 25

USF 7, Winthrop 2

SATURDAY, MAY 26

(10) East Carolina 12, USF 8

SUNDAY, MAY 27

Winthrop 6, USF 1

2000*Houston Super Regional (Houston, Texas)***FRI., JUNE 2**

San Jose State 5, Houston 3

SAT., JUNE 3

Houston 5, San Jose State 2 (14

innings)

SUN., JUNE 4

San Jose State 3, Houston 2

*Houston Regional (Houston, Texas)***FRIDAY, MAY 26**

(1) Houston 7, (4) Princeton 6

SATURDAY, MAY 27

(1) Houston 5, (2) Rice 2

SUNDAY, MAY 28

(2) Rice 5, (1) Houston 4

(1) Houston 9, (2) Rice 5

Starkville Regional

(Starkville, Mississippi)

FRIDAY, MAY 26

(3) Notre Dame 8, (2) Tulane 4

SATURDAY, MAY 27

(2) Tulane 4, (4) South Alabama 3

(3) Notre Dame 10, (2) Tulane 6

1999*Houston Regional (Houston, Texas)***FRIDAY, MAY 28**

(1) Houston 6, Southwest Texas State 4

SATURDAY, MAY 29

(2) Southwestern Louisiana 5,

Houston 3

Houston 8, Texas 5

SUNDAY, MAY 30

Southwestern Louisiana 19,

Houston 8

*Auburn Regional (Auburn, Ala.)***FRIDAY, MAY 28**

(4) Winthrop 8, (1) Tulane 7 (11 inn.)

SATURDAY, MAY 29

Tulane 11, (3) North Carolina State 5

Tulane 15, (4) Winthrop 8

SUNDAY, MAY 30

Tulane 7, (1) Auburn 5

Auburn 13, Tulane 9

Tuscaloosa Regional

(Tuscaloosa, Ala.)

FRIDAY, MAY 28

(3) Southern Miss 20, (2) South

Alabama 13

SATURDAY, MAY 29

(1) Alabama 10, Southern Miss 4

Southern Miss 10, South Alabama 9

SUNDAY, MAY 30

(1) Alabama 7, Southern Miss 6

1998*South II Regional (Baton Rouge, La.)***THURSDAY, MAY 21**

(3) Tulane 11, (4) Southwestern

Louisiana 5

FRIDAY, MAY 22

Cal. State Fullerton 10, Tulane 6

SATURDAY, MAY 23

Harvard 14, Tulane 11

*Central Regional (College Station, Texas)***THURSDAY, MAY 21**

(2) Texas A&M 17, (5) Charlotte 0

FRIDAY, MAY 22

(6) Oral Roberts 20, Charlotte 13

1997*East Region (Tallahassee, Fla.)*

Thursday, May 22

(4) USF 5, (3) UCF 4

Friday, May 23

(2) Auburn 9, USF 0

Saturday, May 24

USF 9, (5) Western Carolina 4

(1) Florida State 6, USF 5

*South I Region (Baton Rouge, La.)***THURSDAY, MAY 22**

(2) South Alabama 12, (5) Houston 6

FRIDAY, MAY 23

(6) UNC Greensboro 9, Houston 5

1996*East Regional (at Gainesville, Fla.)***THURSDAY, MAY 23**

(4) USF 12, (3) N.C. State 3

FRIDAY, MAY 24

USF 14, (5) Massachusetts 8

SATURDAY, MAY 25

(1) Florida 6, USF 4 (13 inn.)

Massachusetts 13, USF 12

South II Regional

(at Baton Rouge, La.)

THURSDAY, MAY 23

(4) Tulane 10, (3) UNLV 7

FRIDAY, MAY 24

(5) New Orleans 13, Tulane 5

SATURDAY, MAY 25

(2) Georgia Tech 7, Tulane 4



YEAR BY YEAR STANDINGS

2012

	C-USA				All Games				
	W/L	Pct.	H	A	W/L	Pct.	H	A	N
&-Rice	17-7	.708	8-4	9-3	41-19	.683	25-11	13-5	3-3
UCF	16-8	.667	6-6	10-2	45-17	.726	27-11	14-3	4-3
Tulane	14-10	.583	6-6	8-4	38-20	.655	27-10	10-8	1-2
Southern Miss	14-10	.583	9-3	5-7	32-24	.571	20-8	9-11	3-5
Memphis	14-10	.583	6-6	8-4	31-28	.525	16-13	13-13	2-2
East Carolina	13-10-1	.563	9-2-1	4-8	36-24-1	.598	23-7-1	8-13	5-4
#-UAB	9-15	.375	7-5	2-10	32-30	.516	18-10	9-17	4-4
Houston	5-18-1	.229	3-9	2-9-1	18-35-1	.343	11-14	4-18-1	3-3
Marshall	5-19	.208	2-10	3-9	17-36	.321	2-12	9-18	6-6

&- regular season champion #- Tournament champion

2011

	C-USA				All Games				
	W/L	Pct.	H	A	W/L	Pct.	H	A	N
&,#- Rice	16-8	.667	8-4	8-4	42-21	.667	23-12	13-5	6-4
&- Southern Miss	16-8	.667	9-3	7-5	39-19	.672	23-5	12-9	4-5
East Carolina	14-10	.583	6-6	8-4	41-21	.661	24-10	12-9	5-2
UCF	12-12	.500	4-8	8-4	39-23	.629	20-11	15-8	4-4
Memphis	12-12	.500	6-6	6-6	30-27	.526	20-11	8-10	2-5
Houston	12-12	.500	4-8	8-4	27-32	.458	14-14	10-14	3-4
Tulane	10-14	.417		4-8	6-6	.31-26	.544	22-15	8-9
UAB	9-15	.375	4-8	5-7	29-28	.509	18-9	8-14	3-5
Marshall	7-17	.292	4-8	3-9	20-31	.392	5-8	5-18	10-5

&- regular season champion #- Tournament champion

2010

	C-USA				All Games				
	W/L	Pct.	H	A	W/L	Pct.	H	A	N
&-Rice	17-7	.708	10-2	7-5	40-23	.635	21-6	13-14	6-3
#-Southern Miss	14-10	.583	8-4	6-6	36-24	.600	20-9	12-11	4-4
Memphis	12-12	.500	6-6	6-6	28-30	.483	17-10	8-15	4-4
Marshall	12-12	.500	7-5	5-7	27-31	.466	11-9	8-21	7-2
Houston	11-13	.458	7-5	5-7	25-32	.439	12-17	10-15	3-0
East Carolina	11-13	.458	7-5	4-8	32-27	.542	24-12	7-13	1-2
UAB	11-13	.458	6-6	5-7	28-25	.528	17-12	10-11	1-2
UCF	10-14	.417	4-8	6-6	33-22	.600	19-15	14-7	0-0
Tulane	10-14	.417	4-8	6-6	32-24	.571	26-14	6-10	0-0

&- regular season champion #- Tournament champion

2009

	C-USA				All Games				
	W/L	Pct.	H	A	W/L	Pct.	H	A	N
&-East Carolina	17-7	.708	9-3	8-4	46-20	.697	32-8	11-11	3-1
#-Rice	16-8	.667	9-3	7-5	43-18	.705	27-8	12-10	4-0
Houston	13-11	.542	5-7	8-4	27-30	.474	12-18	13-11	2-1
Tulane	13-11	.542	7-5	6-6	34-24	.586	24-12	8-12	2-0
Southern Miss	12-12	.500	5-7	7-5	40-26	.606	21-17	15-7	3-2
UAB	11-12	.478	5-6	6-6	31-26	.544	16-12	10-9	5-3
Marshall	9-15	.375	3-9	6-6	22-32	.407	9-13	10-15	4-3
UCF	9-15	.375	4-8	5-7	22-35	.386	15-19	7-14	0-2
Memphis	7-16	.304	5-7	2-9	21-32	.396	15-14	3-18	2-0

&- regular season champion #- Tournament champion

2008

	C-USA				All Games				
	W/L	Pct.	H	A	W/L	Pct.	H	A	N
&- Rice	21-3	.875	10-2	11-1	47-15	.758	28-5	16-5	3-5
Southern Miss	15-9	.625	9-3	6-6	42-22	.656	25-6	10-14	7-2
Tulane	13-9-1	.587	5-6-1	8-3	39-22-1	.637	25-13-1	11-8	3-1
#- Houston	14-10	.583	11-1	3-9	42-24	.636	24-6	10-15	8-3
East Carolina	13-11	.542	7-5	6-6	42-21	.667	27-7	12-11	3-3
Marshall	10-12-1	.466	7-4	3-8-1	30-30-1	.500	10-7	15-19-1	5-4
UCF	8-16	.333	6-6	2-10	31-27	.534	26-12	5-13	0-2
UAB	7-17	.292	6-6	1-11	26-34	.433	17-12	6-20	3-2
Memphis	5-18	.217	4-7	1-11	17-38	.309	10-18	6-16	1-4

&- regular season champion #- Tournament champion

2007

	C-USA				All Games				
	W/L	Pct.	H	A	W/L	Pct.	H	A	N
& # - Rice	22-2	.917	12-0	10-2	56-14	.800	33-3	14-6	9-5
East Carolina	14-9	.609	7-5	7-4	40-23	.635	31-12	8-10	1-1
Southern Miss	14-10	.583	7-5	7-5	39-23	.629	23-7	10-13	6-4
Houston	12-12	.500	3-9	9-3	28-28	.500	11-14	13-9	4-4
Memphis	12-12	.500	7-5	5-7	36-27	.571	20-8	11-15	6-4
UAB	12-12	.500	5-7	7-5	25-33	.431	16-16	9-15	0-2
Tulane	9-15	.375	4-8	5-7	34-26	.567	24-14	7-13	2-0
UCF	7-17	.292	5-7	1-11	27-32	.458	21-15	5-15	1-2
Marshall	5-18	.217	2-9	3-9	21-32	.396	16-11	5-21	0-0

&- regular season champion #- Tournament champion

2006

	C-USA				All Games				
	W/L	Pct.	H	A	W/L	Pct.	H	A	N
& # - Rice	22-2	.917	10-2	12-0	57-13	.814	33-6	17-3	6-4
Houston	18-6	.750	11-1	7-5	39-22	.639	22-4	13-15	4-3
Tulane	15-9	.625	8-4	7-5	43-21	.672	27-10	9-7	7-4
Memphis	13-11	.542	5-7	8-4	32-28	.533	15-13	12-11	4-4
Southern Miss	13-11	.542	8-4	5-7	39-23	.629	26-6	8-13	5-4
East Carolina	10-14	.417	7-5	3-9	33-26	.559	28-9	4-15	1-2
Marshall	6-18	.250	2-10	4-8	22-32	.407	13-14	9-16	0-2
UAB	6-18	.250	2-10	4-8	19-38	.333	11-17	6-18	2-3
UCF	5-19	.208	2-10	3-9	23-33	.411	15-20	8-13	0-0

&- regular season champion #- Tournament champion

2005

	C-USA				All Games				
	W/L	Pct.	H	A	W/L	Pct.	H	A	N
& # - Tulane	24-6	.800	13-2	11-4	56-12	.824	36-5	16-5	4-2
# - TCU	20-10	.667	11-4	9-6	41-20	.672	24-6	15-13	2-1
Southern Miss	20-10	.667	11-4	9-6	41-21	.661	26-8	12-9	3-4
East Carolina	18-12	.600	9-6	9-6	35-26	.574	18-10	12-13	5-3
Houston	16-13	.552	9-6	7-7	29-30	.492	16-14	10-12	3-4
USF	15-14	.517	9-6	6-8	33-31	.516	21-11	10-16	2-4
Louisville	15-14	.517	5-9	10-5	32-24	.571	20-15	12-7	0-2
UAB	14-16	.467	10-5	4-11	31-27	.534	22-10	9-15	0-2
Charlotte	13-17	.433	3-12	10-5	31-23	.574	18-16	13-7	0-0
Cincinnati	10-19	.344	6-8	4-11	25-30	.455	17-13	8-17	0-0
Saint Louis	8-22	.267	3-12	5-10	13-40	.245	5-20	8-18	0-2
Memphis	5-25	.167	2-13	3-12	13-42	.236	4-20	6-19	3-3

&- regular season champion #- Tournament co-champions

2004

	C-USA				All Games				
	W/L	Pct.	H	A	W/L	Pct.	H	A	N
& - East Carolina	25-5	.833	12-3	13-2	51-13	.797	29-4	17-8	5-1
Tulane	21-9	.700	13-2	7-7	41-21	.661	28-5	10-15	3-1
Southern Miss	21-9	.700	11-4	10-5	45-19	.703	22-8	15-8	8-2
# - TCU	19-11	.633	12-3	7-8	39-26	.600	20-9	12-14	7-3
Houston	19-11	.633	11-4	8-7	30-29	.508	19-12	9-13	2-4
Memphis	15-14	.517	10-4	5-10	29-28	.509	13-7	8-17	7-5
UAB	13-16	.448	5-10	8-6	30-29	.508	17-16	11-10	2-3
Louisville	13-17	.433	7-8	6-9	26-30	.464	17-17	8-11	1-2
USF	12-17	.414	9-9	3-8	31-24	.564	24-11	7-11	0-2
Charlotte	9-21	.300	4-11	5-10	20-32	.385	12-19	8-13	0-0
Cincinnati	6-24	.200	3-9	3-15	15-40	.273	3-9	11-31	1-1
Saint Louis	5-24	.172	3-11	2-13	14-41	.255	11-17	3-22	0-2

&Regular season champion #Tournament Champion

2003

	C-USA				All Games				
	W/L	Pct.	H	A	W/L	Pct.	H	A	N
& # - Southern Miss	23-7	.767	13-2	10-5	47-16	.746	26-7	16-8	5-1
TCU	22-8	.733	10-5	12-3	35-22	.614	21-9	14-9	0-4
Tulane	20-10	.667	14-1	6-9	44-19	.698	33-3	8-13	3-3
Houston	18-12	.600	10-5	8-7	37-30	.552	18-8	15-15	4-7
East Carolina	17-13	.567	10-5	7-8	34-27-1	.556	21-10	11-13-1	2-4
USF	14-14	.500	7-7	7-7	31-27	.534	19-12	9-13	2-2
Louisville	14-15	.483	7-8	7-7	34-23	.597	21-11	11-11	2-1
Charlotte	11-15	.423	5-7	6-8	21-28	.429	12-11	9-15	0-2
UAB	12-17	.414	10-5	2-12	27-26	.509	24-9	3-17	0-0
Memphis	11-18	.379	8-7	3-11	21-33	.389	14-14	6-18	1-1
Cincinnati	7-22	.241	3-11	4-11	15-39	.278	3-11	12-27	0-1
Saint Louis	6-24	.200	4-11	2-13	18-32	.360	13-13	4-15	1-4

&Regular season champion #Tournament Champion





2002

	C-USA				All Games				
	W/L	Pct.	H	A	W/L	Pct.	H	A	N
&-Houston	22-7	.759	12-3	10-4	48-17	.738	21-5	16-9	10-3
Louisville	21-9	.700	12-3	9-6	39-18	.684	26-6	13-8	0-4
TCU	19-11	.633	12-3	7-8	30-29	.508	16-6	8-14	6-9
Southern Miss	18-11	.621	10-5	8-6	36-22	.621	24-9	9-11	3-2
Tulane	17-13	.567	10-5	7-8	36-27	.571	21-10	10-12	4-5
#- East Carolina	16-13-1	.550	6-9	10-4-1	43-20-1	.680	23-10	14-10-1	6-0
USF	16-14	.533	9-6	7-8	35-29	.547	16-10	14-15	5-4
Saint Louis	11-17	.393	6-7	5-10	22-30	.423	12-13	10-14	0-3
Cincinnati	11-18-1	.383	7-7-1	4-11	26-29-1	.473	16-10	10-19	0-0
Memphis	10-20	.333	7-8	3-11	20-31	.392	11-13	8-16	1-2
Charlotte	9-21	.300	5-10	4-11	19-35	.352	14-17	5-16	0-2
UAB	7-23	.233	4-11	3-12	16-40	.286	12-19	4-19	0-2

&Regular season champion #Tournament Champion

2001

	C-USA				All Games				
	W/L	Pct.	H	A	W/L	Pct.	H	A	N
&#- Tulane	21-6	.778	12-3	9-3	56-13	.812	31-5	14-4	11-4
Houston	20-7	.714	12-0	8-7	29-30	.492	16-11	11-14	2-5
USF	16-11	.593	10-5	6-6	33-31	.516	17-13	9-14	7-4
Cincinnati	16-11	.593	11-4	5-7	34-24	.586	20-7	13-15	1-2
Memphis	13-14	.481	9-6	4-8	34-24	.586	21-10	8-11	5-3
Louisville	13-14	.481	8-7	5-7	32-29	.525	23-11	8-16	1-2
Southern Miss	11-16	.407	7-5	4-11	27-32	.458	16-13	8-17	3-2
Charlotte	10-17	.370	5-7	5-10	24-31	.436	16-10	7-16	1-5
Saint Louis	9-18	.333	6-6	3-12	21-32	.396	17-10	4-19	0-3
UAB	6-21	.222	6-6	0-15	25-30	.455	20-12	5-18	0-0

&Regular season champion #Tournament Champion

2000

	C-USA				All Games				
	W/L	Pct.	H	A	W/L	Pct.	H	A	N
&#- Houston	21-4	.840	11-4	10-0	48-18	.727	23-12	20-5	4-1
Tulane	20-6-1	.759	8-3-1	12-3	38-22-1	.631	19-7-1	14-9	5-6
Southern Miss	15-10	.600	10-5	5-5	32-26	.552	23-10	8-12	0-2
Charlotte	15-11	.577	9-5	6-6	32-25-1	.560	20-10	10-13-1	2-2
USF	14-13	.519	5-7	9-6	29-29	.500	16-13	12-14	1-2
Cincinnati	11-16	.407	5-7	6-9	35-25	.583	17-9	15-15	3-1
UAB	10-15	.400	5-8	4-7	28-32	.467	17-13	9-16	2-2
Louisville	10-16-1	.389	5-7	5-9-1	17-37-1	.318	10-16	7-19-1	0-1
Memphis	8-18	.308	4-8	4-10	15-37	.288	11-13	4-19	0-5
Saint Louis	6-21	.222	4-11	2-10	19-34	.358	10-14	9-18	0-2

#Regular season champion &Tournament Champion

1999

	C-USA				All Games				
	W/L	Pct.	H	A	W/L	Pct.	H	A	N
#- Houston	20-7	.741	10-2	10-5	40-24	.625	24-11	13-12	3-1
&Tulane	19-8	.704	12-3	7-5	48-17	.738	25-4	11-9	12-4
Southern Miss	18-9	.667	11-1	7-8	40-23	.635	27-3	7-16	6-4
Memphis	15-12	.555	10-5	5-7	28-26-1	.518	15-13	8-9-1	5-4
USF	15-12	.555	8-7	7-5	31-27	.534	17-13	13-12	1-2
Louisville	14-13	.519	7-8	7-5	37-19	.661	21-9	15-8	1-2
Charlotte	13-14	.481	6-6	7-8	26-26	.500	16-10	10-13	0-3
Cincinnati	9-18	.333	5-10	4-8	30-29	.508	16-13	12-13	2-3
UAB	7-20	.259	5-7	2-13	22-31	.415	15-12	6-18	1-1
Saint Louis	5-22	.185	2-10	3-12	19-39	.328	9-14	6-23	4-2

#Regular Season Champion &Tournament Champion

1998

	C-USA				All Games				
	W/L	Pct.	H	A	W/L	Pct.	H	A	N
#&- Tulane	22-5	.815	10-2	12-3	48-15	.762	23-4	18-6	7-5
Houston	21-6	.778	13-2	8-4	34-25	.576	23-11	10-11	1-3
Charlotte	19-8	.704	11-4	8-4	43-19	.694	29-8	11-9	3-2
UAB	15-12	.556	8-7	7-5	29-24	.547	16-9	11-12	2-2
Louisville	14-13	.519	5-7	9-6	31-24	.564	15-15	13-7	3-2
Southern Miss	12-15	.444	7-8	5-7	30-28	.517	19-13	8-11	3-4
Memphis	12-15	.444	5-10	7-5	24-31	.436	12-12	8-16	4-3
USF	9-18	.333	4-8	5-10	21-36	.368	11-14	8-17	2-5
Saint Louis	4-20	.167	4-11	0-9	10-38	.208	6-15	3-21	1-2
Cincinnati	4-20	.167	1-8	3-12	15-38	.283	7-9	8-28	0-1

#Regular Season Champion &Tournament Champion



1997

	C-USA			
	W/L	Pct.	H	A
# - Tulane	19-7	.731	11-3	8-4
& - Houston	19-8	.704	9-3	10-5
USF	18-8	.692	13-2	5-6
Southern Miss	16-10	.615	8-4	8-6
Charlotte	14-12	.538	8-3	6-9
UAB	14-13	.519	9-3	5-10
Louisville	11-15	.423	5-9	6-6
Memphis	9-17	.346	8-7	1-10
Saint Louis	8-19	.296	5-7	3-12
Cincinnati	4-23	.148	2-13	2-10

#Regular Season Champion &Tournament Champion

	All Games				
	W/L	Pct.	H	A	N
	40-21	.656	27-12	11-8	2-1
	40-23	.635	21-8	15-12	4-3
	39-24	.619	23-6	10-13	6-5
	34-23	.607	23-8	9-13	2-2
	30-26-1	.546	18-10	10-14	2-2-1
	31-29	.517	17-10	8-16	5-3
	23-32	.418	14-13	9-16	0-3
	20-31	.392	16-13	3-17	1-1
	21-30	.412	14-13	6-15	1-1
	12-46	.207	7-23	4-20	1-3

1996

	C-USA			
	W/L	Pct.	H	A
# - USF	20-4	.833	10-2	10-2
& - Tulane	18-6	.750	9-3	9-3
Southern Miss	14-10	.583	9-3	5-7
UAB	13-11	.542	5-7	8-4
Charlotte	11-13	.458	8-4	3-9
Memphis	9-11	.450	4-8	5-3
Saint Louis	9-12	.429	5-5	4-7
Louisville	6-15	.286	5-6	1-9
Cincinnati	1-19	.050	0-8	1-11

#Regular Season Champion &Tournament Champion

	All Games				
	W/L	Pct.	H	A	N
	47-19	.712	27-6	14-10	6-3
	43-20	.683	24-8	14-9	5-3
	32-28	.533	26-13	6-13	0-3
	33-25	.569	16-14	15-8	2-3
	29-30	.492	23-11	4-17	2-2
	26-28	.481	14-13	9-13	3-2
	25-24	.510	13-6	11-17	1-1
	18-36	.333	12-13	4-19	2-4
	5-34	.128	3-15	2-18	0-1



Tulane won the inaugural C-USA Tournament in 1996



In 2001, Tulane became the first Conference USA school to reach the College World Series



Southern Miss made its first College World Series appearance in 2009



Rice made three consecutive CWS appearances from 2006-08

ANNUAL LEADERS

INDIVIDUAL - ALL GAMES

BATTING

BATTING AVERAGE

2012	Adam McClain, MEM	.392
2011	Chad Zurcher, MEM	.443
2010	Chris Duffy, UCF	.447
2009	Anthony Rendon, RICE	.388
2008	Ryan Keedy, UAB	.423
2007	Michael Murray, MEM	.375
2006	Adam Amar, MEM	.395
2005	Brian Cavanaugh, ECU	.382
2004	Jarrett Hoffpauir, USM	.405
2003	Michael Aubrey, TLN	.420
2002	Terry Trofholz, TCU	.441
2001	Kevin Youkilis, CIN	.405
2000	Jake Gautreau, TLN	.388
1999	Michael Artman, USM	.408
1998	Bo Robinson, CHA	.424
1997	Goefrey Tomlinson, HOU	.427
1996	Joey Anderson, CHA	.401

OFFICIAL AT BATS

2012	Chris Taladay, UCF	262
2011	J.T. Chargois, RICE	261
2010	Drew Martinez, MEM	260
2009	Trent Whitehead, ECU	279
2008	Blake Kelso, HOU	274
2007	Brian Friday, RICE	280
2006	Greg Buchanan, RICE	295
2005	Tommy Manzella, TLN	288
2004	Matt Shepherd, USM	275
2003	Tony Giarratano, TLN	274
2002	Mike Macaluso, USF	268
2001	Andy Cannizaro, TLN	299
2000	Brandon Caraway, HOU	277
1999	James Jurries, TLN	278
1998	Brian Hughes, TLN	273
1997	Mike Pilger, USF	272
1996	Chris Heintz, USF	265

RUNS SCORED

2012	Ronnie Richardson, UCF	59
2011	Ronnie Richardson, UCF	59
2010	Anthony Rendon, RICE	83
2009	Ryan Wood, ECU	87
2008	Jake Stewart, HOU	74
2007	Trey Sutton, USM	69
2006	Tyler Henley, RICE	74
2005	Nathan Southard, TLN	80
2004	Matt Shepherd, USM	74
2003	Jonny Kaplan, TLN	76
2002	James Jurries, TLN	77
2001	Jake Gautreau, TLN	82
2000	Kevin Youkilis, CIN	75
1999	James Jurries, TLN	90
1998	Jason Sparks, TLN	84
	Joey Hammond, CHA	84
	Gerald Parr, CHA	84
1997	Ross Gload, USF	85
1996	Gio Cafaro, USF	86

HITS

2012	Adam McClain, MEM	91
2011	Chad Zurcher, MEM	90
2010	Drew Martinez, MEM	98
2009	Trent Whitehead, ECU	105
2008	Ryan Keedy, UAB	99
2007	Joe Savery, RICE	98
2006	Greg Buchanan, RICE	102
2005	Tommy Manzella, TLN	100
2004	Jarrett Hoffpauir, USM	109
2003	Michael Aubrey, TLN	102
2002	Darryl Lawhorn, ECU	104
2001	Andy Cannizaro, TLN	118
2000	Jake Gautreau, TLN	95
1999	Michael Artman, USM	106
1998	Bo Robinson, CHA	106
1997	Dustin Carr, HOU	108
1996	Chris Heintz, USF	106

RUNS BATTED IN

2012	D.J. Hicks, UCF	72
2011	D.J. Hicks, UCF	66
2010	Anthony Rendon, RICE	85

2009	Kyle Roller, ECU	75
2008	Corey Kemp, ECU	72
2007	Aaron Luna, RICE	66
2006	Brendan Murphy, MAR	70
	Marc Maddox, USM	70
2005	Brad Willcutt, USM	82
2004	Jarrett Hoffpauir, USM	92
2003	Michael Aubrey, TLN	79
2002	James Jurries, TLN	74
2001	Jake Gautreau, TLN	96
2000	Jake Gautreau, TLN	68
1999	Chad Sutter, TLN	87
1998	Bo Robinson, CHA	100
1997	Ross Gload, USF	80
1996	Chris Heintz, USF	95

DOUBLES

2012	Alex Friedrich, UCF	21
2011	Jeremy Schaffer, TLN	23
2010	Rob Segedin, TLN	29
2009	Trent Whitehead, ECU	24
2008	Ryan Keedy, UAB	29
2007	Brian Friday, RICE	29
2006	Tyler Henley, RICE	26
2005	Jeff Baisley, USF	26
2004	Ryan Norwood, ECU	34
2003	Clint King, USM	23
2002	Myron Leslie, USF	19
	Clint Stoy, USM	19
	Allen Wittingham, USM	19
2001	Andy Cannizaro, TLN	34
2000	Aaron Melebeck, HOU	24
1999	Tyson Schweitzer, HOU	24
1998	Bo Robinson, CHA	32
1997	Dustin Carr, HOU	32
1996	Jason Fitzgerald, TLN	28

TRIPLES

2012	Mason Robbins, USM	5
2011	Isaac Ballou, MAR	7
2010	Joel Ansley, HOU	7
	Kurt Lipton, MAR	7
2009	Stephen Sultzbaugh, RICE	6
2008	Anthony Scelfo, TLN	7
2007	Brint Hardy, UAB	6
2006	Tyler Henley, RICE	7
2005	Cory Lane, CHA	11
2004	Matt Shepherd, USM	6
2003	Chris Meeks, TCU	7
2002	Mike Barclay, USF	7
2001	Bill Gatti, Jr., LOU	6
	Paul Reuer, MEM	6
2000	Eric Lee, HOU	5
1999	Doug Lorenz, LOU	7
	Bubba Pfister, CHA	7
1998	Doug Lorenz, LOU	7
1997	Brett Bredensteiner, SLU	6
1996	B.J. Huff, UAB	11

HOME RUNS

2012	Jacob Wilson, MEM	17
2011	Jonathan Griffin, UCF	19
2010	Anthony Rendon, RICE	26
2009	Anthony Rendon, RICE	20
2008	Corey Kemp, ECU	18
2007	Joey Lieberman, MEM	14
	Bill Moss, MEM	14
2006	Mark Hamilton, TLN	20
2005	Micah Owings, TLN	18
2004	Ryan Frith, USM	22
2003	Jeff Cook, USM	23
	Clint King, USM	23
2002	James Jurries, TLN	20
2001	Jake Gautreau, TLN	21
2000	Kevin Youkilis, CIN	19
1999	Chad Sutter, TLN	23
1998	Jason Sparks, TLN	30
1997	Chad Sutter, TLN	23
1996	Ross Gload, USF	21

TOTAL BASES

2012	Jacob Wilson, MEM	142
2011	Jonathan Griffin, UCF	166
2010	Anthony Rendon, RICE	181
2009	Anthony Rendon, RICE	170

2008	Ryan Keedy, UAB	158
2007	Bill Moss, MEM	139
	Joe Savery, RICE	139
2006	Tyler Henley, RICE	156
2005	Micah Owings, TLN	159
2004	Ryan Jones, ECU	177
2003	Clint King, USM	196
2002	James Jurries, TLN	180
2001	Jake Gautreau, TLN	191
2000	Jake Gautreau, TLN	167
1999	James Jurries, TLN	194
1998	James Matan, CHA	209
1997	Goefrey Tomlinson, HOU	189
1996	Chris Heintz, USF	183

STOLEN BASES

2012	Ronnie Richardson, UCF	24
2011	Jamal Austin, UAB	26
2010	Jamal Austin, UAB	28
2009	Josh Prince, TLN	48
2008	Adam Yeager, MAR	47
2007	K.K. Chalmers, MEM	33
2006	K.K. Chalmers, MEM	39
2005	Boomer Whiting, LOU	26
2004	Ramon Moses, TCU	23
2003	Jonny Kaplan, TLN	48
2002	Michael Bourn, HOU	32
2001	Andy Cannizaro, TLN	52
2000	Will Smith, UAB	55
1999	Andy Cannizaro, TLN	31
1998	Gerald Parr, CHA	41
1997	Shaun Skrehot, HOU	33
1996	Gio Cafaro, USF	50

WALKS

2012	D.J. Hicks, UCF	56
2011	Anthony Rendon, RICE	80
2010	Anthony Rendon, RICE	65
2009	Sam Honeck, TLN	54
2008	Anthony Scelfo, TLN	54
2007	Aaron Luna, RICE	48
2006	Cat Everett, TLN	53
2005	Matt Barket, TLN	52
2004	Ryan Jones, ECU	43
2003	Myron Leslie, USF	48
2002	Myron Leslie, USF	48
2001	Kevin Youkilis, CIN	59
2000	Kevin Youkilis, CIN	63
1999	Craig Tewes, CIN	61
1998	Gerald Parr, CHA	64
1997	Craig Brown, TLN	54
1996	Ross Gload, USF	68

STRIKEOUTS

2012	Blake Brown, USM	64
2011	B.A. Vollmuth, USM	60
2010	Michael Fuda, RICE	61
2009	Rick Hague, RICE	69
2008	Cody McMurry, UAB	65
2007	Joey Lieberman, MEM	61
2006	Bryan Tully, HOU	55
2005	Patrick Hope, MEM	63
2004	Ryan Frith, USM	73
2003	Matt Womble, UAB	59
2002	Matt Womble, UAB	68
2001	Mitch Jones, UAB	59
	Kevin Wilson, CIN	59
2000	Dan DeMent, UAB	68
1999	Jake Burnham, TLN	65
1998	Jason Hill, CHA	65
1997	Jud McMillin, CIN	59
	Jeff Bell, UAB	59
1996	Jeff Bell, UAB	65

SLUGGING PERCENTAGE

2012	Jacob Wilson, MEM	.615
2011	Jonathan Griffin, UCF	.661
2010	Chris Duffy, UCF	.850
2009	Anthony Rendon, RICE	.702
2008	Nate Lape, MAR	.706
2007	Bill Moss, MEM	.594
2006	Matt Weston, HOU	.657
2005	Micah Owings, TLN	.733
2004	Ryan Jones, ECU	.823
2003	Clint King, USM	.772

2002	James Jurries, TLN	.750
2001	Daniel Uggla, MEM	.790
2000	Kevin Youkilis, CIN	.717
1999	J.P. Woodward, HOU	.734
1998	Jason Sparks, TLN	.846
1997	Goefrey Tomlinson, HOU	.762
1996	Ross Gload, USF	.712

ON-BASE PERCENTAGE

2012	Ronnie Richardson, UCF	.480
2011	Chad Zurcher, MEM	.547
2010	Shane Brown, UCF	.541
2009	Ryan Wood, ECU	.486
2008	Ryan Keedy, UAB	.519
2007	Kiko Vazquez, UCF	.467
2006	Rich Russell, MAR	.513
2005	Scott Madden, TLN	.482
2004	Ryan Jones, ECU	.511
2003	Michael Aubrey, TLN	.505
2002	Darryl Lawhorn, ECU	.500
2001	Kevin Youkilis, CIN	.549
2000	Kevin Youkilis, CIN	.507
1999	Craig Tewes, CIN	.511
1998	Bo Robinson, CHA	.510
1997	Ross Gload, USF	.493
1996	Joey Anderson, CHA	.511

SACRIFICE HITS

2012	Travis Creel, USM	12
2011	Keith DePew, UAB	14
2010	Nick Crawford, UAB	15
2009	Zak Presley, HOU	16
2008	Nick Crawford, UAB	21
2007	Cat Everett, TLN	14
	Brian Friday, RICE	14
2006	Dale Mollenhauer, ECU	13
2005	Alex Bryant, CHA	14
	Chris Lane, CHA	14
2004	Billy Richardson, ECU	14
2003	Drew Goneke, UAB	13
2002	Terry Trofholz, TCU	7
2001	Keith Barnes, UAB	13
2000	Keith Barnes, UAB	15
1999	Lee Jolly, UAB	9
	Kevin Wilson, CIN	9
	Eric Lee, HOU	9
	Kris Wilken, HOU	9
	Brian Haddock, SLU	9
1998	Will Smith, UAB	11
1997	Gerald Parr, CHA	12
1996	Kelly Ray, UAB	10
	Mike Huelsmann, SLU	10

SACRIFICE FLIES

2012	D.J. Hicks, UCF	10
2011	Victor Gomez, MAR	8
2010	Jimmy Comerota, RICE	7
	Adam Doleac, USM	7
2009	Jeremy Schaffer, TLN	9
2008	Nate Lape, MAR	9
2007	Jared Gayheart, RICE	7
2006	Jake Smith, ECU	8
	Josh Rodriguez, RICE	8
2005	J.T. LaFountain, LOU	8
2004	Jarrett Hoffpauir, USM	12
2003	J.T. LaFountain, LOU	7
	Kyle Leon, UAB	7
	Jarrett Hoffpauir, USM	7
2002	Michael Aubrey, TLN	7
	Jeff Baisley, USF	7
	Mike Budak, USF	7
	Chris Snyder, HOU	7
	Brad Wilcutt, USM	7
2001	Mike Budak, LOU	8
	Jim Bredenkoetter, SLU	8
	Jake Gautreau, TLN	8
	Matt Groff, TLN	8
2000	Kris Wilken, HOU	8
1999	Jason Sparks, TLN	8
1998	Jayme Sperring, HOU	8
1997	Jason Schreiber, HOU	6
	Ross Gload, USF	6
1996	Chris Heintz, USF	14

HIT BY PITCH

2012	Ronnie Richardson, UCF	35
2011	Landon Appling, HOU	21
2010	Shane Brown, UCF	22
	Kyle Roller, ECU	22

2009	Kyle Roller, ECU	24
2008	Aaron Luna, RICE	18
2007	Tyler Henley, RICE	22
2006	Aaron Luna, RICE	25
2005	Bryan Hierlmeier, USF	22
2004	Chad Huffman, TCU	22
2003	Mark Muscenti, CIN	18
2002	Griff Israel, USM	19
2001	Brad Erwin, CHA	15
2000	Keith Barnes, UAB	20
1999	Daniel Boyd, USF	18
1998	Jason Sparks, TLN	20
1997	Craig House, MEM	17
1996	Adam Gabris, SLU	12
	Scott Wilson, TLN	12

PITCHING

MOST WINS

2012	Ben Lively, UCF	9
	Alex Byo, UCF	9
2011	Seth Maness, ECU	10
	Geoffrey Thomas, USM	10
2010	Scott Copeland, USM	11
2009	Brad Mincey, ECU	10
2008	Cole St.Clair, RICE	10
2007	Ryan Berry, RICE	11
	Joe Savery, RICE	11
2006	Eddie Degerman, RICE	13
2005	Lance Broadway, TCU	15
2004	Greg Bunn, ECU	10
	Anthony DeWitt, USM	10
2003	David Austen, USF	11
2002	Brad Sullivan, HOU	13
2001	John Maine, CHA	12
2000	Kyle Crowell, HOU	13
1999	Jared Berkowitz, TLN	13
1998	Josh Bobbitt, TLN	13
1997	Jason Navarro, TLN	12
1996	Scott Glaser, USF	12

EARNED RUN AVERAGE

SEASON (min. 1.0 IP per team game)		
2012	Andy Smithmyer, ECU	1.92
2011	Brad Mincey, ECU	1.57
2010	Todd McInnis, USM	3.30
2009	Mike Ojala, RICE	2.17
2008	Barry Bowden, USM	2.12
2007	Matt Langwell, RICE	2.35
2006	Brad Lincoln, HOU	1.69
2005	Lance Broadway, TCU	1.62
2004	Greg Bunn, ECU	2.70
2003	Carlos Fernandez, LOU	1.21
2002	Brad Sullivan, HOU	1.82
2001	Chad Rogers, USM	3.28
2000	Shane Nance, HOU	2.31
1999	Brandon Belanger, TLN	2.45
1998	Raul Echeverez, TLN	2.78
1997	Jason Navarro, TLN	3.30
1996	Jason Navarro, TLN	2.00

INNINGS PITCHED

2012	Kevin Brandt, ECU	106.1
2011	Ryan Woolley, UAB	106.0
2010	Seth Maness, ECU	101.1
2009	Seth Maness, ECU	107.0
2008	Ryan Berry, RICE	104.0
2007	Ryan Berry, RICE	122.2
2006	Eddie Degerman, RICE	130.2
2005	Brian Bogusevic, TLN	130.1
2004	Brian Bogusevic, TLN	111.2
2003	Brad Sullivan, HOU	123.2
2002	Brad Sullivan, HOU	128.2
2001	John Maine, CHA	134.1
2000	Kyle Crowell, HOU	138.1
1999	Henry Bonilla, TLN	124.0
1998	Josh Bobbitt, TLN	116.2
1997	Scott Glaser, USF	125.2
1996	Jesse Summey, CHA	123.1

FEWEST HITS (1.0 IP per team game)

2012	John Simms, RICE	59
2011	Alex Byo, TLN	56
	Drew Zizinia, TLN	56
2010	Nick Cicio, UCF	59
2009	Shane Farrell, MAR	52
2008	Matt Pettito, TLN	45
2007	Ryne Tacker, RICE	61
2006	Cole St.Clair, RICE	39
2005	Scott Jenkins, LOU	62

2004	Cliff Russum, USM	58
2003	Ryan Wagner, HOU	39
2002	Nate Bouldin, CIN	50
2001	Layne Dawson, MEM	51
2000	Henry Castor, MEM	51
1999	Ryan Baker, CHA	51
1998	Tighe Dickinson, UAB	57
1997	Chad Harville, MEM	71
1996	Chad Harville, MEM	44

MOST STRIKEOUTS

2012	Dan Langfield, MEM	111
2011	Austin Kubitza, RICE	102
2010	Zach Woods, ECU	103
2009	Todd McInnis, USM	90
2008	Shooter Hunt, TLN	126
2007	Ryan Berry, RICE	125
2006	Eddie Degerman, RICE	172
2005	Lance Broadway, TCU	151
2004	Greg Bunn, ECU	117
2003	Brad Sullivan, HOU	154
2002	Brad Sullivan, HOU	157
2001	John Maine, CHA	144
2000	Kyle Crowell, HOU	117
1999	Henry Bonilla, TLN	131
1998	John McKay, CHA	138
1997	Chad Harville, MEM	136
1996	Jack Cressend, TLN	123

SAVES

2012	D.J. Ponder, TLN	12
	Joe Rogers, UCF	12
2011	Nick Pepitone, TLN	14
2010	Austin Coan, MAR	12
2009	Collin Cargill, USM	13
2008	Tyler Conn, USM	18
2007	Shane Mathews, ECU	14
2006	Daniel Latham, TLN	14
2005	Daniel Latham, TLN	13
2004	Robbie Findlay, TCU	11
2003	Ryan Wagner, HOU	15
2002	Jesse Crain, HOU	10
2001	Josh Ring, LOU	10
2000	John McKay, CHA	11
1999	Brandon Belanger, TLN	16
1998	Todd Raithe, LOU	10
1997	Luis Ramos, USF	8
	Chris Mason, UAB	8
1996	Chad Harville, MEM	8

APPEARANCES

2012	Tyler Duffey, RICE	36
2011	Tony Cingrani, RICE	34
2010	Kyle Blank, MAR	35
2009	Seth Simmons, ECU	33
2008	Josh Ruhlman, ECU	36
2007	Shane Mathews, ECU	39
2006	Cole St.Clair, RICE	37
2005	Eric Roberts, UAB	32
2004	Eric Roberts, UAB	37
2003	Joey Charron, TLN	39
	Joey Livingston, USF	39
2002	Joey Livingston, USF	41
2001	Curtus Moak, CIN	37
2000	Danny Stout, USM	33
1999	Brandon Belanger, TLN	41
1998	Todd Ardoin, TLN	32
	Paul Giambalvo, USF	32
1997	Tyler Kee, USM	31
	Chris Mason, UAB	31
1996	Steven Boyles, USF	40

GAMES STARTED

2012	Kevin Brandt, ECU	16
2011	Mike Wright, ECU	16
	Matthew Reckling, RICE	16
	Ryan Woolley, UAB	16
2010	Michael Goodnight, HOU	16
	Todd McInnis, USM	16
2009	Todd McInnis, USM	18
2008	James Bristow, ECU	16
	Ryan Berry, RICE	16
	Shooter Hunt, TLN	16
2007	Ryan Berry, RICE	20
2006	Eddie Degerman, RICE	19
2005	Brian Bogusevic, TLN	19
	Micah Owings, TLN	19
2004	Clayton Jerome, TCU	18
2003	David Austen, USF	19
	Zach Jackson, LOU	19
	Brad Sullivan, HOU	19





2002	Brad Sullivan, HOU	18
2001	John Maine, CHA	20
2000	Kyle Crowell, HOU	19
1999	Shane Nance, HOU	19
1998	John McKay, CHA	18
1997	Scott Glaser, USF	20
1996	Mark Roberts, USF	18

OPPOSING BATTING AVERAGE

2012	Matthew Reckling, RICE	.187
2011	Matthew Reckling, RICE	.214
2010	Taylor Wall, RICE	.233
2009	Ryan Berry, RICE	.195
2008	Shooter Hunt, TLN	.175
2007	Matt Langwell, RICE	.206
2006	Cole St.Clair, RICE	.151
2005	Lance Broadway, TCU	.191
2004	Greg Bunn, ECU	.191
2003	Ryan Wagner, HOU	.147
2002	Brad Sullivan, HOU	.177
2001	Layne Dawson, MEM	.217
2000	Kyle Crowell, HOU	.229
1999	Kyle Crowell, HOU	.210
1998	Shane Nance, HOU	.223
1997	Chad Harville, MEM	.192
1996	Brandon Parker, USM	.213

FIELDING

PUTOUTS

2012	D.J. Hicks, UCF	537
2011	J.T. Chargois, RICE	605
2010	Jimmy Comerota, RICE	558
2009	Joey Archer, USM	594
2008	J.P. Padron, RICE	553
2007	Adam Amar, MEM	529
2006	Mark Hamilton, TLN	556
2005	Greg Dini, TLN	547
2004	Marc Maddox, USM	538
2003	Michael Aubrey, TLN	582
2002	Chris Snyder, HOU	515
2001	Mike Eylward, USF	582
2000	J.P. Woodward, HOU	598
1999	Brian Haddock, SLU	531
1998	Doug Lorenz, LOU	546
1997	Ross Gload, USF	549
1996	Ross Gload, USF	596

ASSISTS

2012	Darnell Sweeney, UCF	189
2011	Nick Crawford, UAB	195
2010	Rick Hague, RICE	209
2009	Blake Kelso, HOU	193
2008	Blake Kelso, HOU	199
2007	Brian Friday, RICE	249
2006	Ryan Metcalf, UAB	215
2005	Seth Rollin, UAB	199
2004	Jarrett Hoffpauir, USM	201
2003	Luke Shepherd, USM	207
2002	Luke Cherry, ECU	208
2001	Adam Haley, LOU	193
2000	Aaron Melebeck, HOU	215
1999	Eric McMaster, USM	219
1998	Travis Kahoali, LOU	205
1997	Jared Martin, USM	219
1996	Joey Hammond, CHA	213

ERRORS

2012	Darnell Sweeney, UCF	22
2011	Chase Jensen, HOU	30
2010	Darnell Sweeney, UCF	28
2009	Adam Yeager, MAR	27
2008	Adam Yeager, MAR	21
2007	Ryne Lovdahl, UAB	25
	Michael Murray, MEM	25
2006	Brian Dozier, USM	22
2005	Patrick Hope, MEM	25
2004	Josh Miljavac, UAB	25
2003	Myron Leslie, USF	24
2002	Myron Leslie, USF	26
2001	Myron Leslie, USF	25
2000	Johnny Raburn, USF	28
1999	Corey Reimers, UAB	34
1998	Ryan Hirsch, SLU	29
1997	Michael Johns, TLN	28
1996	Jason Dellaero, USF	29

TEAM - ALL GAMES

MOST WINS

2012	UCF	45
2011	Rice	42
2010	Rice	40
2009	East Carolina	46
2008	Rice	47
2007	Rice	56
2006	Rice	57
2005	Tulane	56
2004	East Carolina	51
2003	Southern Miss	47
2002	Houston	48
2001	Tulane	56
2000	Houston	48
1999	Tulane	48
1998	Tulane	48
1997	Tulane	40
	Houston	40
1996	USF	47

MOST GAMES PLAYED

2012	UAB (32-30)	62
	UCF (45-17)	62
2011	Rice (42-21)	63
2010	Rice (40-23)	63
2009	East Carolina (46-20)	66
	Southern Miss (40-26)	66
2008	Houston (42-24)	66
2007	Rice (56-14)	70
2006	Rice (57-13)	70
2005	Tulane (56-12)	68
2004	TCU (39-26)	65
2003	Houston (37-30)	67
2002	Houston (48-17)	65
2001	Tulane (56-13)	69
2000	Houston (48-18)	66
1999	Tulane (48-17)	65
1998	Tulane (48-15)	63
1997	Houston (40-23)	63
	USF (39-24)	63
1996	USF (47-19)	66

BATTING

BATTING AVERAGE

2012	Tulane	.305
2011	Memphis	.309
2010	UCF	.343
2009	East Carolina	.339
2008	East Carolina	.317
2007	Rice	.311
2006	Memphis	.315
	Rice	.315
2005	Tulane	.318
2004	East Carolina	.318
2003	Southern Miss	.319
2002	Houston	.310
2001	Tulane	.338
2000	Tulane	.312
1999	Tulane	.326
1998	Tulane	.340
1997	USF	.329
1996	USF	.325

OFFICIAL AT-BATS

2012	UAB (62 games)	2142
2011	UCF (62 games)	2161
2010	Rice (63 games)	2221
2009	East Carolina (66 games)	2401
2008	Houston (66 games)	2289
2007	Rice (70 games)	2412
2006	Rice (70 games)	2372
2005	Tulane (68 games)	2338
2004	Southern Miss (64 games)	2278
2003	Houston (67 games)	2272
2002	USF (64 games)	2286
2001	Tulane (69 games)	2499
2000	Houston (66 games)	2310
1999	Houston (64 games)	2325
1998	Tulane (63 games)	2256
1997	USF (63 games)	2383
1996	USF (66 games)	2448

RUNS SCORED

2012	UCF (62 games)	409
2011	UCF (62 games)	428
2010	Rice (63 games)	564

2009	East Carolina (66 games)	565
2008	East Carolina (63 games)	498
2007	Rice (70 games)	511
2006	Rice (70 games)	523
2005	Tulane (68 games)	541
2004	East Carolina (64 games)	513
2003	Southern Miss (63 games)	497
2002	USF (64 games)	472
2001	Tulane (69 games)	639
2000	Houston (66 games)	484
1999	Tulane (65 games)	568
1998	Tulane (63 games)	593
1997	USF (63 games)	532
1996	USF (66 games)	586

HITS

2012	East Carolina (61 games)	626
2011	UCF (62 games)	663
2010	Rice (63 games)	724
2009	East Carolina (66 games)	814
2008	East Carolina (63 games)	702
2007	Rice (70 games)	749
2006	Rice (70 games)	748
2005	Tulane (68 games)	743
2004	East Carolina (64 games)	725
2003	Southern Miss (63 games)	712
2002	Houston (65 games)	693
2001	Tulane (69 games)	844
2000	Houston (66 games)	703
1999	Tulane (65 games)	754
1998	Tulane (63 games)	766
1997	USF (63 games)	783
1996	USF (66 games)	792

RUNS BATTED IN

2012	UCF (62 games)	363
2011	UCF (62 games)	387
2010	Rice (63 games)	532
2009	East Carolina (66 games)	523
2008	East Carolina (63 games)	464
2007	Rice (70 games)	460
2006	Rice (70 games)	485
2005	Tulane (68 games)	504
2004	East Carolina (64 games)	481
2003	Southern Miss (63 games)	455
2002	USF (64 games)	424
2001	Tulane (69 games)	587
2000	Houston (66 games)	445
1999	Tulane (65 games)	520
1998	Tulane (63 games)	536
1997	USF (63 games)	468
1996	USF (66 games)	457

DOUBLES

2012	Tulane (58 games)	121
2011	UCF (62 games)	139
2010	UCF (55 games)	141
2009	East Carolina (66 games)	154
2008	Houston (66 games)	144
2007	Rice (70 games)	152
2006	Rice (70 games)	162
2005	Tulane (68 games)	164
2004	East Carolina (64 games)	153
2003	Southern Miss (63 games)	142
2002	Southern Miss (58 games)	128
	Tulane (58 games)	128
2001	Tulane (69 games)	149
2000	Houston (66 games)	157
1999	Houston (64 games)	140
1998	Tulane (63 games)	168
1997	Houston (63 games)	147
1996	USF (66 games)	149

TRIPLES

2012	Southern Miss (56 games)	17
2011	Houston (59 games)	24
2010	Houston (57 games)	23
2009	Rice (61 games)	20
2008	Tulane (62 games)	22
2007	UAB (58 games)	25
2006	Rice (70 games)	23
2005	Charlotte (54 games)	29
2004	Southern Miss (64 games)	19
2003	Louisville (57 games)	22
2002	TCU (59 games)	21

2001	Charlotte (55 games)	18
	Memphis (58 games)	18
	Tulane (69 games)	18
2000	Houston (66 games)	16
1999	Louisville (56 games)	25
1998	Louisville (55 games)	28
1997	USF (63 games)	23
1996	USF (66 games)	27

HOME RUNS

2012	UCF (62 games)	46
2011	UCF (62 games)	58
2010	Rice (63 games)	96
2009	East Carolina (66 games)	108
2008	East Carolina (63 games)	89
2007	East Carolina (63 games)	68
2006	Southern Miss (62 games)	81
2005	Tulane (68 games)	84
2004	East Carolina (64 games)	100
2003	Southern Miss (63 games)	89
2002	Cincinnati (56 games)	74
2001	Cincinnati (58 games)	86
2000	Houston (66 games)	75
	Cincinnati (60 games)	75
1999	Tulane (65 games)	128
1998	Tulane (63 games)	105
1997	Southern Miss (57 games)	95
1996	USF (66 games)	91

STOLEN BASES

2012	UCF (62 games)	90
2011	Marshall (51 games)	71
2010	Houston (57 games)	89
2009	UAB (57 games)	114
2008	Houston (66 games)	142
2007	East Carolina (63 games)	85
2006	Houston (86 games)	86
2005	Charlotte (54 games)	91
2004	East Carolina (64 games)	85
2003	Tulane (63 games)	116
2002	Tulane (63 games)	116
2001	Tulane (69 games)	146
2000	UAB (60 games)	164
1999	Houston (64 games)	114
1998	Charlotte (62 games)	115
1997	Houston (63 games)	152
1996	Charlotte (59 games)	137

TOTAL BASES

2012	UCF (62 games)	890
2011	UCF (62 games)	1000
2010	Rice (63 games)	1177
2009	East Carolina (66 games)	1310
2008	East Carolina (63 games)	1105
2007	Rice (70 games)	1123
2006	Rice (70 games)	1196
2005	Tulane (68 games)	1177
2004	East Carolina (64 games)	1200
2003	Southern Miss (63 games)	1151
2002	Tulane (63 games)	1029
2001	Tulane (69 games)	1263
2000	Houston (66 games)	1117
1999	Tulane (65 games)	1297
1998	Tulane (63 games)	1269
1997	USF (63 games)	1186
1996	USF (66 games)	1268

WALKS

2012	Rice (60 games)	279
2011	Rice (63 games)	305
2010	Rice (63 games)	320
2009	Tulane (59 games)	318
2008	East Carolina (63 games)	307
	Tulane (62 games)	307
2007	Rice (70 games)	315
2006	Tulane (64 games)	311
2005	Tulane (68 games)	331
2004	Southern Miss (64 games)	263
2003	Southern Miss (63 games)	255
2002	USF (64 games)	273
2001	Cincinnati (58 games)	319
2000	Cincinnati (60 games)	314
1999	Louisville (56 games)	321
1998	Charlotte (62 games)	323
1997	Tulane (61 games)	309
1996	USF (66 games)	340

STRIKEOUTS

2012	UAB (62 games)	439
2011	Houston (59 games)	398
2010	East Carolina (59 games)	404
2009	East Carolina (66 games)	459
2008	Memphis (55 games)	467
2007	Rice (70 games)	391
2006	Rice (70 games)	439
2005	Memphis (55 games)	460
2004	Saint Louis (55 games)	440
2003	Memphis (54 games)	450
2002	Memphis (51 games)	468
2001	Memphis (58 games)	500
2000	UAB (60 games)	483
1999	Charlotte (52 games)	436
1998	Memphis (55 games)	433
1997	Cincinnati (58 games)	445
1996	USF (66 games)	477

SLUGGING PERCENTAGE

2012	Tulane	.445
2011	UCF	.463
2010	UCF	.538
2009	East Carolina	.546
2008	East Carolina	.499
2007	Rice	.466
2006	Rice	.504
2005	Tulane	.503
2004	East Carolina	.527
2003	Southern Miss	.516
2002	Louisville	.476
2001	Tulane	.505
2000	Houston .484	
1999	Tulane	.561
1998	Tulane	.563
1997	Southern Miss	.522
1996	USF	.518

ON-BASE PERCENTAGE

2012	Tulane	.398
2011	Memphis	.394
2010	UCF	.435
2009	East Carolina	.415
2008	East Carolina	.408
2007	Rice	.405
2006	Southern Miss	.409
2005	Tulane	.413
2004	East Carolina	.398
2003	Southern Miss	.396
2002	Southern Miss	.397
2001	Tulane	.419
2000	USF	.400
1999	Saint Louis	.410
1998	Tulane	.433
1997	USF	.400
1996	USF	.409

HIT BY PITCH

2012	UCF	74
2011	Houston	78
2010	Southern Miss	101
2009	UCF	78
2008	Houston	75
	Southern Miss	75
2007	Rice	93
2006	Rice	112
2005	Louisville	74
2004	TCU	88
2003	Louisville	75
2002	Southern Miss	79
2001	Louisville	77
2000	Charlotte	91
1999	Southern Miss	67
1998	Tulane	81
1997	Southern Miss	87
1996	Southern Miss	55

PITCHING

EARNED RUN AVERAGE

2012	Rice	2.85
2011	East Carolina	2.67
2010	Rice	4.30
2009	Rice	4.21
2008	Rice	3.79
2007	Rice	3.04
2006	Rice	3.16
2005	Tulane	3.84
2004	East Carolina	3.77

2003	Southern Miss	3.45
2002	Houston	3.20
2001	UAB	4.36
2000	Houston	3.58
1999	Tulane	4.60
1998	Tulane	4.07
1997	Tulane	4.05
1996	USF	3.99

INNINGS PITCHED

2012	UCF (62 games)	564.2
2011	Rice (63 games)	572.0
2010	Rice (63 games)	551.0
2009	East Carolina (66 games)	581.0
2008	Houston (66 games)	586.0
2007	Rice (70 games)	625.2
2006	Rice (70 games)	618.2
2005	Tulane (68 games)	602.0
2004	TCU (65 games)	567.2
2003	Houston (67 games)	598.1
2002	Houston (65 games)	574.1
2001	Tulane (69 games)	619.0
2000	Houston (66 games)	597.2
1999	Houston (64 games)	584.2
1998	Tulane (63 games)	547.2
1997	USF (63 games)	561.1
1996	USF (66 games)	589.1

SAVES

2012	East Carolina (61 games)	20
2011	Rice (63 games)	19
2010	UCF (55 games)	15
2009	Houston (58 games)	17
	Southern Miss (66 games)	17
2008	Houston (66 games)	22
2007	Rice (70 games)	21
2006	Rice (70 games)	22
2005	Tulane (68 games)	22
2004	East Carolina (64 games)	16
2003	Southern Miss (67 games)	19
2002	East Carolina (64 games)	18
2001	Memphis (58 games)	15
2000	Cincinnati (60 games)	16
1999	Tulane (65 games)	18
1998	Charlotte (62 games)	13
1997	Houston (63 games)	14
1996	USF (66 games)	13
	Tulane (63 games)	13

BATTERS STRUCK OUT

2012	Rice (60 games)	547
2011	Rice (63 games)	544
2010	East Carolina (63 games)	487
2009	East Carolina (66 games)	513
2008	Rice (62 games)	552
2007	Rice (70 games)	552
2006	Rice (70 games)	653
2005	Tulane (68 games)	579
2004	East Carolina (64 games)	481
2003	Houston (67 games)	605
2002	Houston (65 games)	548
2001	Tulane (69 games)	493
2000	Tulane (61 games)	459
1999	Tulane (65 games)	478
1998	Charlotte (62 games)	506
1997	Tulane (61 games)	520
1996	Tulane (63 games)	569

OPPOSING BATTING AVERAGE

2012	Rice (62 games)	.217
2011	East Carolina (62 games)	.239
2010	Rice (63 games)	.260
2009	Rice (61 games)	.257
2008	Tulane (62 games)	.244
2007	Rice (70 games)	.236
2006	Rice (70 games)	.228
2005	TCU (61 games)	.251
2004	East Carolina (64 games)	.248
2003	Houston (67 games)	.242
2002	Houston (65 games)	.231
2001	UAB (55 games)	.264
2000	Houston (66 games)	.264
1999	Houston (64 games)	.271
1998	Tulane (63 games)	.267
1997	USF (66 games)	.263
1996	Southern Miss (60 games)	.263
	Memphis (51 games)	.263



**FIELDING****FIELDING PERCENTAGE**

2012	Tulane (58 games)	.978
2011	UCF (62 games)	.978
2010	Rice (63 games)	.974
2009	Rice (61 games)	.971
2008	Tulane (62 games)	.972
2007	Tulane (60 games)	.974
2006	Tulane (64 games)	.978
2005	Tulane (68 games)	.973
2004	East Carolina (64 games)	.975
2003	Tulane (67 games)	.973
2002	Louisville (57 games)	.971
2001	Louisville (61 games)	.972
2000	Houston (66 games)	.977
1999	Houston (64 games)	.969
1998	Charlotte (62 games)	.964
1997	Houston (63 games)	.963
1996	Tulane (63 games)	.971

PUTOUTS

2012	UCF (62 games)	1694
2011	Rice (63 games)	1716
2010	Rice (63 games)	1653
2009	East Carolina (66 games)	1743
2008	Houston (66 games)	1758
2007	Rice (70 games)	1877
2006	Rice (70 games)	1856
2005	Tulane (68 games)	1806
2004	TCU (65 games)	1703
2003	Houston (67 games)	1795
2002	Houston (65 games)	1723
2001	Tulane (69 games)	1857
2000	Houston (66 games)	1793
1999	Houston (64 games)	1754
1998	Tulane (63 games)	1643
1997	USF (63 games)	1684
1996	USF (66 games)	1768

ASSISTS

2012	East Carolina (61 games)	701
2011	Southern Miss (58 games)	727
2010	Southern Miss (60 games)	739
2009	Southern Miss (66 games)	767
2008	Southern Miss (64 games)	731
2007	Rice (70 games)	821
2006	Rice (70 games)	773
2005	USF (64 games)	674
2004	Southern Miss (64 games)	682
2003	Houston (67 games)	730
2002	East Carolina (64 games)	732
2001	USF (64 games)	741
2000	Houston (66 games)	727
1999	Southern Miss (63 games)	780
1998	Southern Miss (58 games)	719
1997	USF (63 games)	749
1996	USF (66 games)	728

ERRORS

2012	Houston (54 games)	100
2011	Rice (63 games)	93
2010	East Carolina (59 games)	108
2009	Marshall (54 games)	109
2008	Rice (62 games)	93
2007	UAB (58 games)	110
2006	Memphis (60 games)	98
2005	Memphis (54 games)	111
2004	UAB (59 games)	98
2003	USF (58 games)	92
2002	UAB (56 games)	110
2001	USF (64 games)	114
2000	USF (58 games)	107
1999	UAB (53 games)	125
1998	Saint Louis (48 games)	127
1997	Cincinnati (58 games)	108
	USF (63 games)	108
	UAB (60 games)	108
1996	Southern Miss (60 games)	112

INDIVIDUAL - C-USA GAMES**BATTING****BATTING AVERAGE**

2012	Adam McClain, MEM	.394
2011	Kenny Socorro, MAR	.413
2010	Chad Mazingo, RICE	.452
2009	Josh Valle, MAR	.416
2008	Ryan Keedy, UAB	.429
2007	Michael Murray, MEM	.448
2006	Brian Friday, RICE	.467
2005	Travis Tully, HOU	.430
2004	Ryan Norwood, ECU	.432
2003	Ron Braun, LOU	.444
2002	Terry Trofholz, TCU	.444
2001	Andy Cannizaro, TLN	.404
2000	James Jurries, TLN	.446
1999	Jarrod Bitter, HOU	.476
1998	Shayne Carnes, UAB	.445
1997	Goefrey Tomlinson, HOU	.451
1996	Brian Hughes, TLN	.424

OFFICIAL AT BATS

2012	Chris Taladay, UCF	107
2011	Drew Martinez, MEM	103
	J.T. Chargois, RICE	103
2010	Jamal Austin, UAB	97
2009	Blake Kelso, HOU	107
2008	Brian Dozier, USM	106
	Cody McMurry, UAB	106
2007	Tyson Auer, UCF	101
	Kyle Norrid, MEM	101
2006	Will Petersen, MEM	107
2005	Stuart Musslewhite, TCU	137
2004	Jamie Paige, ECU	142
2003	Jake Duncan, TCU	133
2002	Jeff Cook, USM	129
2001	George Sandel, CHA	119
	Brett Clark, CIN	119
2000	Ryan Minges, CIN	118
	Chris Cuccia, USF	118
	Andy Cannizaro, TLN	118
1999	Brandon Caraway, HOU	118
1998	Brian Hughes, TLN	118
	Travis Kahoalii, LOU	118
	Jason Hill, CHA	118
1997	Dan Harness, UAB	121
1996	B.J. Huff, UAB	107

RUNS SCORED

2012	John Wooten, ECU	23
	Zach Wright, ECU	23
2011	Kameron Brunty, USM	28
2010	B.A. Vollmuth, USM	29
2009	Ryan Wood, ECU	37
2008	Jonathan Merritt, UAB	34
2007	Trey Sutton, USM	29
2006	Adam Amar, MEM	38
2005	Nathan Southard, TLN	40
2004	Ryan Jones, ECU	46
2003	Jonny Kaplan, TLN	40
2002	James Jurries, TLN	46
2001	Jon Kaplan, TLN	38
2000	James Jurries, TLN	40
1999	James Jurries, TLN	42
1998	Brandon Caraway, HOU	42
1997	Ross Gload, USF	43
1996	Ross Gload, USF	32

HITS

2012	John Wooten, ECU	37
	Adam McClain, MEM	37
	Christian Stringer, RICE	37
2011	Kenny Socorro, MAR	38
	Michael Ratterree, RICE	38
	Adam Doleac, USM	38
2010	Jamal Austin, UAB	43
2009	Stephen Batts, ECU	39
2008	Ryan Keedy, UAB	42
2007	Adam Amar, MEM	40
2006	Adam Amar, MEM	45
2005	Travis Tully, HOU	52
2004	Jamie Paige, ECU	57
2003	Jonny Kaplan, TLN	49
2002	Terry Trofholz, TCU	52
2001	Andy Cannizaro, TLN	46
2000	Jake Gautreau, TLN	50
1999	Michael Artman, LOU	50

1998	Shayne Carnes, UAB	49
1997	Dustin Carr, HOU	47
1996	Brian Hughes, TLN	39

RUNS BATTED IN

2012	Jacob Wilson, MEM	29
2011	Tyler Koelling, USM	25
2010	Anthony Rendon, RICE	35
2009	Victor Gomez, MAR	34
2008	Corey Kemp, ECU	38
2007	Corey Kemp, ECU	23
	Adam Amar, MEM	23
2006	Adam Amar, MEM	38
2005	Brad Willcutt, USM	54
2004	Ryan Jones, ECU	40
2003	Michael Aubrey, TLN	42
2002	James Jurries, TLN	44
2001	Jake Gautreau, TLN	46
2000	Jake Gautreau, TLN	38
1999	Matt Singer, CIN	40
1998	Bo Robinson, CHA	50
1997	Ross Gload, USF	43
1996	Chris Heintz, USF	46

DOUBLES

2012	Jacob Wilson, MEM	9
2011	Tyler Koelling, USM	11
2010	Diego Seastrunk, RICE	11
2009	Seth Henry, TLN	12
2008	Seth Henry, TLN	10
2007	Brian Friday, RICE	12
2006	Tyler Henley, RICE	12
2005	Brad Willcutt, USM	15
	Brad Emaus, TLN	15
2004	Ryan Norwood, ECU	21
2003	Stuart Musslewhite, HOU	13
	Mike Settle, TCU	13
2002	Clint Stoy, USM	14
2001	Andy Cannizaro, TLN	19
2000	Jake Gautreau, TLN	12
	Steve Shirley, TLN	12
1999	Key Voshell, LOU	13
1998	Jason Hill, CHA	16
1997	Goefrey Tomlinson, HOU	16
1996	B.J. Huff, UAB	9

TRIPLES

2012	Ivan DeJesus, UAB	4
2011	Isaac Ballou, MAR	4
2010	Joel Ansley, HOU	4
	Kirby Pellant, MAR	4
2009	Jonathan Merritt, UAB	3
2008	Adam Yeager, MAR	5
2007	Brint Hardy, UAB	5
2006	Beau Davis, USM	4
2005	Corey Lane, CHA	7
2004	Brian Hierlmeier, USF	3
2003	Chris Meeks, TCU	3
2002	Mike Barclay, USF	6
2001	Paul Reuer, MEM	4
2000	Mitch Jones, UAB	3
1999	Anthony Snowell, CIN	4
	Bubba Pfister, CHA	4
1998	Shaun Skrehot, HOU	3
	Doug Lorenz, LOU	3
1997	Mike Diaz, USF	4
1996	Kyle Logan, USM	3

HOME RUNS

2012	Jacob Wilson, MEM	7
	Brandon Boudreaux, TLN	7
2011	Jonathan Griffin, UCF	9
2010	Luke Stewart, UAB	10
2009	Victor Gomez, MAR	12
2008	Corey Kemp, ECU	10
2007	Chris Duffy, UCF	6
2006	Matt Weston, HOU	12
2005	Brad Willcutt, USM	12
2004	Trevor Lawhorn, ECU	14
2003	Jeff Cook, USM	13
	Clint King, USM	13
2002	James Jurries, TLN	14
2001	Jake Gautreau, TLN	14
2000	Kevin Youkilis, CIN	11
	Jake Gautreau, TLN	11
	James Jurries, TLN	11
1999	Jason Sparks, TLN	11
1998	James Matan, CHA	14
	Bo Robinson, CHA	14
1997	Jeff Bell, UAB	11
1996	Jay Jones, UAB	9

TOTAL BASES

2012	Jacob Wilson, MEM	63
2011	Jonathan Griffin, UCF	70
2010	Kurt Lipton, MAR	71
	Anthony Rendon, RICE	71
2009	Victor Gomez, MAR	80
2008	Jake Stewart, HOU	67
2007	Trey Sutton, USM	62
2006	Brian Friday, RICE	77
2005	Brad Willcutt, USM	97
2004	Ryan Jones, ECU	103
2003	Clint King, USM	95
2002	James Jurries, TLN	96
2001	Jake Gautreau, TLN	83
2000	Jake Gautreau, TLN	97
1999	James Jurries, TLN	86
1998	Bo Robinson, CHA	98
1997	Ross Gload, USF	85
1996	Jay Jones, UAB	73

STOLEN BASES

2012	Derrick Thomas, MEM	10
2011	Landon Appling, HOU	11
2010	Jamal Austin, UAB	12
2009	Brint Hardy, UAB	19
2008	Adam Yeager, MAR	18
2007	K.K. Chalmers, MEM	15
2006	K.K. Chalmers, MEM	17
2005	K.K. Chalmers, MEM	11
	Mike Ambrose, CHA	11
	Ramon Moses, TCU	14
2004	Jonny Kaplan, TLN	25
2002	Michael Bourn, HOU	21
2001	Andy Cannizaro, TLN	19
2000	Will Smith, UAB	18
1999	Eric Lee, HOU	14
1998	Brian Hughes, TLN	19
1997	Goefrey Tomlinson, HOU	14
1996	Gio Cafaro, USF	24

WALKS

2012	D.J. Hicks, UCF	21
2011	Anthony Rendon, RICE	36
2010	Kyle Roller, ECU	21
2009	Seth Henry, TLN	28
2008	Adam Zurcher, MEM	22
2007	James Ewing, USM	19
	Michael Ewing, USM	19
	Mark Hamilton, TLN	22
2006	Drew Costanzo, ECU	25
2004	Jamie Rusco, CHA	14
2003	Myron Leslie, USF	23
2002	Michael Bourn, HOU	27
2001	Craig Tewes, CIN	24
	Daniel Ugglia, MEM	24
2000	Johnny Raburn, USF	30
1999	Doug Lorenz, LOU	26
1998	Mike Pursell, TLN	26
1997	Brian Hughes, TLN	25
1996	Ross Gload, USF	31

STRIKEOUTS

2012	Blake Brown, USM	29
2011	Patrick Palmeiro, UAB	29
2010	Blake Crohan, TLN	28
2009	Devin Harris, ECU	31
2008	Cody McMurry, UAB	33
2007	Joey Lieberman, MEM	25
2006	Roddy Stieger, MAR	31
2005	Patrick Hope, MEM	36
2004	Isaiah Howes, LOU	35
2003	Don Rogers, SLU	33
2002	Matt Womble, UAB	43
2001	Barrett Smith, MEM	33
2000	Brent Laircey, UAB	37
1999	Kirby Southerland, CHA	34
1998	Tim Harper, LOU	29
	Jason Hill, UNCC	29
	Jason Sparks, TLN	29
1997	Jeff Bell, UAB	32
1996	Jeff Bell, UAB	32

SLUGGING PERCENTAGE

2012	Brandon Boudreaux, TLN	.650
2011	Jonathan Griffin, UCF	.722
2010	Anthony Rendon, RICE	.835
2009	Victor Gomez, MAR	.808
2008	Jake Stewart, HOU	.753
2007	Kiko Vazquez, UCF	.635
2006	Matt Weston, HOU	.949

2005	Brad Willcutt, USM	.802
2004	Ryan Jones, ECU	.837
2003	Clint King, USM	.766
2002	James Jurries, TLN	.850
2001	Jake Gautreau, TLN	.761
2000	James Jurries, TLN	.901
1999	J.P. Woodward, HOU	.809
1998	Shayne Carnes, UAB	.864
1997	Ross Gload, USF	.825
1996	Ross Gload, USF	.758

ON-BASE PERCENTAGE

2012	Ford Stainback, RICE	.476
2011	Anthony Rendon, RICE	.522
2010	Kyle Roller, ECU	.580
2009	Josh Valle, MAR	.523
2008	Ryan Keedy, UAB	.513
2007	Michael Murray, MEM	.510
2006	Brian Friday, RICE	.545
2005	shelby Ford, TCU	.504
2004	Jamie Rusco, CHA	.504
2003	Ron Braun, LOU	.522
2002	James Jurries, TLN	.514
2001	Daniel Ugglia, MEM	.516
2000	James Jurries, TLN	.562
1999	Jarrod Bitter, HOU	.552
1998	Shayne Carnes, UAB	.523
1997	Goefrey Tomlinson, HOU	.541
1996	Ross Gload, USF	.553

HIT BY PITCH

2012	Ronnie Richardson, UCF	13
2011	Landon Appling, HOU	12
2010	Kyle Roller, ECU	11
2009	Kyle Roller, ECU	12
	Kiko Vazquez, UCF	12
	Jake Stewart, HOU	9
	Tyler Henley, RICE	8
	Aaron Luna, RICE	9
	Kevin Coker, USM	9
2005	J.J. Estrada, TCU	11
	Shelby Ford, TCU	11
	Bryan Hierlmeier, USF	11
2004	Mark Muscenti, CIN	14
2003	Griff Israel, USM	7
	J.T. LaFountain, LOU	7
	Mark Muscenti, CIN	7
2002	Allen Wingham, USM	10
2001	Brian Bowman, CHA	9
	Brad Erwin, CHA	9
2000	Brad Lamm, CHA	9
1999	Jason Sparks, TLN	10
1998	Jason Sparks, TLN	13
1997	Daryn Miller, MEM	9
1996	Cameron Jones, MEM	10

PITCHING

MOST WINS

2012	Matthew Reckling, RICE	5
2011	Ben Paullus, MEM	5
	Goefrey Thomas, USM	5
2010	Seth Maness, ECU	5
2009	Seth Maness, ECU	7
2008	Cole St.Clair, RICE	6
2007	Barry Bowden, USM	6
	Ryan Berry, RICE	6
2006	Brad Lincoln, HOU	7
2005	Lance Broadway, TCU	9
2004	Derek Hankins, MEM	6
	Anthony DeWitt, USM	6
2003	Clayton Jerome, TCU	7
	Zachary Treadway, CHA	7
2002	Clayton Jerome, TCU	8
2001	Brad Sullivan, HOU	6
2000	Kyle Crowell, HOU	8
	Jared Berkowitz, TLN	8
1999	Kyle Crowell, HOU	8
1998	Shane Nance, HOU	7
	Jason Stanford, CHA	7
1997	Jason Navarro, TLN	7
1996	Mark Roberts, USF	6
	Jesse Summey, CHA	6
	Pat Ryan, USF	6

EARNED RUN AVERAGE

(min. 1.0 IP per team game)		
2012	D.J. Ponder, TLN	0.38
2011	Kyle Blair, MAR	1.93
2010	Abe Gonzales, RICE	2.19

2009	Donnie Joseph, HOU	1.33
2008	Barry Bowden, USM	1.83
2007	Grant Addison, UAB	0.70
2006	Cole St.Clair, RICE	0.70
2005	Lance Broadway, TCU	1.66
2004	Garrett Mock, HOU	1.78
2003	Carlos Fernandez, LOU	1.48
2002	Brad Sullivan, HOU	2.42
2001	Brad Sullivan, HOU	1.96
2000	Duncan McAdoo, HOU	1.47
1999	Henry Bonilla, TLN	2.77
1998	Shane Nance, HOU	1.80
1997	Jason Navarro, TLN	2.22
1996	Chad Harville, MEM	2.15

INNINGS PITCHED

2012	Andrew Pierce, USM	57.0
2011	Ryan Woolley, UAB	60.2
2010	Seth Maness, ECU	47.2
2009	Seth Maness, ECU	54.2
2008	Ryan Berry, RICE	57.1
2007	Ryan Berry, RICE	54.2
2006	Brad Lincoln, HOU	63.1
2005	Lance Broadway, TCU	70.2
2004	Casey Hudspeth, USF	68.0
2003	Clayton Jerome, TCU	79.2
2002	Brad Sullivan, HOU	74.1
2001	Ben Hutton, SLU	68.2
2000	Ryan Baker, CHA	68.0
1999	Jason Stanford, CHA	71.2
1998	Shane Nance, HOU	70.0
1997	Chad Harville, MEM	65.0
	Jason Navarro, TLN	65.0
1996	Jesse Summey, CHA	62.2

MOST STRIKEOUTS

2012	Dan Langfield, MEM	63
2011	Austin Kubitz, RICE	54
2010	Zach Woods, ECU	40
	Arik Sikula, MAR	40
2009	Chris Heston, ECU	49
2008	Shooter Hunt, TLN	65
2007	Shooter Hunt, TLN	53
2006	Brad Lincoln, HOU	78
2005	Lance Broadway, TCU	97
2004	Derek Hankins, MEM	77
2003	Brad Sullivan, HOU	100
2002	Brad Sullivan, HOU	97
2001	John Maine, CHA	76
2000	Chad Rogers, USM	66
1999	Jason Stanford, CHA	72
1998	John McKay, CHA	72
1997	Chad Harville, MEM	91
1996	Jack Cressend, TLN	54

SAVES

2012	Bradley Roney, USM	7
2011	Tony Cingrani, RICE	4
	Nick Pepitone, TLN	4
	Joe Rogers, UCF	4
2010	Austin Coan, MAR	6
2009	Donnie Joseph, HOU	8
2008	Chase Dempsay, HOU	7
2007	Matt Yokley, MEM	7
2006	Daniel Latham, TLN	7
2005	Brian Halford, LOU	7
	Daniel Best, USM	7
2004	Austin Tubb, USM	7
2003	Austin Tubb, USM	7
	Ryan Wagner, HOU	7
2002	Greg Bunn, ECU	5
	Jesse Crain, HOU	5
	Joey Livingston, USF	5
2001	David Richtberg, USF	6
2000	John McKay, CHA	7
1999	Brandon Belanger, TLN	7
1998	Cary Hiles, MEM	5
1997	Chris Mason, UAB	4
	David Sonson, LOU	4
1996	Chad Harville, MEM	3

APPEARANCES

2012	Tyler Duffey, RICE	15
2011	Tony Cingrani, RICE	13
2010	Kyle Blank, MAR	15
2009	Donnie Joseph, HOU	15
2008	Chase Dempsay, HOU	15
2007	Tyler Conn, USM	11
	Shane Mathews, ECU	11
	Matt Yokley, MEM	11





2006	Daniel Latham, TLN	14
2005	Erik Walker, CHA	19
2004	Brandon Roznovsky, HOU	19
2003	Ray Antonelli, USM	18
2002	Joey Livingston, USF	21
2001	Curtus Moak, CIN	16
	David Richtberg, USF	16
2000	John McKay, CHA	13
	Sean Green, LOU	13
	Scott Beyer, UAB	13
1999	Brandon Belanger, TLN	16
	James Steele, CIN	16
1998	James Steele, CIN	15
1997	Tyler Kee, USM	14
1996	Steven Boyles, USF	14

GAMES STARTED

2012	12 tied with	8
2011	14 tied with	8
2010	Ian Kadish, MAR	8
	Arik Sikula, MAR	8
2009	14 tied with	8
2008	12 tied with	8
2007	15 tied with	8
2006	14 tied with	8
2005	Nine tied with	10
2004	12 tied with 10	
2003	13 tied with	
2002	13 tied with	10
2001	Ten tied with	9
2000	Shea Douglas, USM	10
1999	Twelve tied with	9
1998	Eleven tied with	9
1997	Heath Cantrelle, USM	9
1996	Brannon Player, CHA	8
	Mark Roberts, USF	8
	Jesse Summey, CHA	8

OPPOSING BATTING AVERAGE

2012	Austin Kubitzka, RICE	.192
2011	Ben Paullus, MEM	.146
2010	Mike Ojala, RICE	.218
2009	Donnie Joseph, HOU	.172
2008	Shooter Hunt, TLN	.175
2007	Grant Addison, UAB	.184
2006	Cole St.Clair, RICE	.116
2005	Erik Walker, CHA	.170
2004	Garrett Mock, HOU	.194
2003	Ryan Wagner, HOU	.164
2002	Brad Sullivan, HOU	.169
2001	Andre Parks, UAB	.216
2000	John McKay, CHA	.184
1999	Kyle Crowell, HOU	.185
1998	Shane Nance, HOU	.198
1997	Chad Harville, MEM	.200
1996	Chad Harville, MEM	.189

FIELDING

PUTOUTS

2012	John Frost, UAB	229
2011	John Frost, UAB	246
2010	Jimmy Comerota, RICE	178
2009	Jimmy Comerota, RICE	229
2008	Adam Zornes, RICE	201
2007	Josh Stirneman, HOU	224
2006	Mark Hamilton, TLN	218
2005	Nathan McCorkle, UAB	281
2004	Marc Maddox, USM	237
2003	Michael Aubrey, TLN	265
2002	Matt Womble, UAB	281
2001	Mike Eylward, USF	261
2000	Craig Tewes, CIN	254
1999	Michael Artman, USM	268
1998	Doug Lorenz, LOU	269
1997	Keith Graffagnini, TLN	246
1996	Brian Jersey, UAB	228

ASSISTS

2012	Darnell Sweeney, UCF	82
2011	Nick Crawford, UAB	90
2010	Blake Kelso, HOU	92
2009	Blake Kelso, HOU	79
2008	Rick Hague, RICE	84
	Brian Dozier, USM	84
	Brian Friday, RICE	96
2007	Dale Mollenhauer, ECU	83
2006	Ryan Metcalf, UAB	83
2005	Mark Muscenti, CIN	104

2004	Seth Rollin, UAB	104
2003	Matt Shepherd, USM	97
2003	Matt Shepherd, USM	116
2002	Mark Garner, UAB	105
2001	Adam Haley, LOU	90
	Mark Garner, UAB	90
2000	Andy Cannizaro, TLN	95
1999	Eric McMaster, USM	102
1998	Travis Kahoalii, LOU	104
1997	Jared Martin, USM	101
1996	Joey Hammond, CHA	86

ERRORS

2012	Darnell Sweeney, UCF	13
2011	B.A. Vollmuth, USM	13
2010	John Wooten, ECU	12
2009	Jonathan Merritt, UAB	10
2008	Brandon Casamassima, MAR	11
	Brett Bowen, MEM	11
2007	Kyle Norrid, MEM	10
2006	Travis Cougot, HOU	11
2005	Patrick Hope, MEM	16
2004	Thomas Bowker, CHA	13
2003	J.T. LaFountain, LOU	12
	Myron Leslie, USF	12
2002	Hyung Cho, HOU	12
	Brent Dlugach, MEM	12
	Brad Lamm, CHA	12
2001	Brad Lamm, CHA	12
2000	Ryan Minges, CIN	14
1999	Corey Reimers, UAB	18
1998	Shaun Skrehot, HOU	14
	Johnny Raburn, USF	14
1997	Michael Johns, TLN	14
1996	Jason Dellaero, USF	13

TEAM RECORDS - C-USA GAMES

**MOST WINS
CONFERENCE GAMES**

2012	Rice	17
2011	Rice	16
	Southern Miss	16
2010	Rice	17
2009	East Carolina	17
2008	Rice	21
2007	Rice	22
2006	Rice	22
2005	Tulane	24
2004	East Carolina	25
2003	Southern Miss	23
2002	Houston	22
2001	Tulane	21
2000	Houston	21
1999	Houston	20
1998	Tulane	22
1997	Tulane	19
	Houston	19
1996	USF	20

MOST GAMES PLAYED

2012	Nine Tied	24
2011	Nine Tied	24
2010	Nine Tied	24
2009	Seven Tied	24
2008	Seven Tied	24
2007	Seven Tied	24
2006	Nine Tied	24
2005	Eight Tied	30
2004	Eight Tied	30
2003	Six Tied	30
2002	Nine Tied	30
2001	Ten Tied	27
2000	Five Tied	27
1999	Ten tied	27
1998	Eight tied	27
1997	Five Tied	27
1996	Five Tied	24

BATTING

BATTING AVERAGE

2012	Rice	.295
2011	Southern Miss	.316
2010	Rice	.356
2009	East Carolina	.342
2008	Rice	.321

2007	Rice	.316
2006	Rice	.327
2005	Tulane	.329
2004	East Carolina	.353
2003	TCU	.327
2002	Houston	.327
2001	Tulane	.342
2000	Tulane	.347
1999	Houston	.330
1998	Tulane	.353
1997	USF	.331
1996	USF	.320

OFFICIAL AT-BATS

2012	East Carolina (24 games)	867
2011	Memphis (24 games)	844
2010	Marshall (24 games)	821
2009	East Carolina (24 games)	878
2008	East Carolina (24 games)	868
2007	UAB (24 games)	845
2006	Memphis (24 games)	926
2005	TCU (30 games)	1090
2004	East Carolina (30 games)	1130
2003	TCU (30 games)	1087
2002	Tulane (30 games)	1082
2001	Tulane (27 games)	966
2000	USF (27 games)	999
1999	USF (27 games)	985
1998	Charlotte (27 games)	1002
1997	USF (26 games)	989
1996	USF (24 games)	893

RUNS SCORED

2012	East Carolina (24 games)	146
2011	Southern Miss (24 games)	175
2010	Rice (24 games)	220
2009	East Carolina (24 games)	213
2008	Rice (24 games)	183
2007	Rice (24 games)	185
2006	Rice (24 games)	200
2005	Tulane (30 games)	240
2004	East Carolina (30 games)	298
2003	TCU (30 games)	242
2002	Tulane (30 games)	233
2001	Tulane (27 games)	254
2000	Tulane (27 games)	230
1999	Tulane (27 games)	239
1998	Tulane (27 games)	284
1997	USF (26 games)	246
1996	USF (24 games)	219

HITS

2012	East Carolina (24 games)	255
2011	Southern Miss (24 games)	261
2010	Rice (24 games)	279
2009	East Carolina (24 games)	300
2008	East Carolina (24 games)	274
2007	Rice (24 games)	257
2006	Memphis (24 games)	302
2005	TCU (30 games)	350
2004	East Carolina (30 games)	399
2003	TCU (30 games)	355
2002	Tulane (30 games)	340
2001	Tulane (27 games)	330
2000	Tulane (27 games)	344
1999	Houston (27 games)	321
1998	Charlotte (27 games)	343
1997	USF (26 games)	327
1996	USF (24 games)	286

RUNS BATTED IN

2012	East Carolina (24 games)	131
2011	Southern Miss (24 games)	161
2010	Rice (24 games)	205
2009	East Carolina (24 games)	195
2008	Rice (24 games)	173
2007	Rice (24 games)	164
2006	Rice (24 games)	190
2005	Tulane (30 games)	224
2004	East Carolina (30 games)	280
2003	TCU (30 games)	224
2002	Tulane (30 games)	207
2001	Tulane (27 games)	236
2000	Tulane (27 games)	204
1999	Tulane (27 games)	221
1998	Tulane (27 games)	260



1997	USF (26 games)	216
1996	USF (24 games)	198

DOUBLES

2012	Tulane (24 games)	48
2011	Southern Miss (24 games)	52
2010	Rice (24 games)	51
2009	East Carolina (24 games)	57
2008	Houston (24 games)	52
2007	Rice (24 games)	61
2006	Rice (24 games)	56
2005	Tulane (30 games)	83
2004	East Carolina (30 games)	88
2003	TCU (30 games)	74
2002	Southern Miss (29 games)	64
	Tulane (30 games)	64
2001	Tulane (27 games)	61
2000	Houston (25 games)	74
	Tulane (27 games)	74
1999	Houston (27 games)	62
1998	UAB (27 games)	75
1997	USF (26 games)	64
1996	UAB (24 games)	52
	Tulane (24 games)	52

TRIPLES

2012	Southern Miss (24 games)	8
2011	Southern Miss (24 games)	9
2010	Houston (24 games)	10
2009	Rice (24 games)	10
2008	Houston (24 games)	8
	Marshall (24 games)	8
2007	UAB (24 games)	11
2006	Southern Miss (24 games)	9
2005	Charlotte (30 games)	15
2004	TCU (30 games)	9
2003	TCU (30 games)	14
2002	USF (30 games)	12
	TCU (30 games)	12
2001	Charlotte (27 games)	8
	Memphis (27 games)	8
2000	Louisville (27 games)	7
1999	USF (27 games)	12
1998	Houston (27 games)	9
	Louisville (27 games)	9
1997	Charlotte (26 games)	7
	USF (26 games)	7
1996	Saint Louis (21 games)	8
	USF (24 games)	8

HOME RUNS

2012	Tulane (24 games)	21
2011	UCF (24 games)	24
2010	Rice (24 games)	33
2009	East Carolina (24 games)	44
2008	East Carolina (24 games)	24
2007	Southern Miss (24 games)	24
2006	Houston (24 games)	42
2005	TCU (30 games)	45
2004	East Carolina (30 games)	62
2003	Southern Miss (30 games)	51
2002	Cincinnati (30 games)	41
	Tulane (30 games)	41
2001	Tulane (27 games)	48
2000	Tulane (27 games)	39
1999	Tulane (27 games)	62
1998	Charlotte (27 games)	51
1997	Southern Miss (26 games)	48
1996	USF (24 games)	34

STOLEN BASES

2012	UCF (24 games)	42
2011	Houston (24 games)	28
2010	Houston (24 games)	41
2009	Tulane (24 games)	37
2008	Houston (24 games)	62
2007	UAB (24 games)	37
2006	Memphis (24 games)	35
2005	Charlotte (30 games)	43
2004	East Carolina (30 games)	38
2003	Houston (30 games)	51
2002	USF (30 games)	57
	Tulane (30 games)	57
2001	Houston (27 games)	64
2000	USF (27 games)	55
1999	Houston (27 games)	54
1998	Houston (27 games)	54
1997	Houston (27 games)	66

1996	Charlotte (24 games)	58
------	----------------------	----

TOTAL BASES

2012	UCF (24 games)	356
2011	Southern Miss (24 games)	385
2010	Rice (24 games)	441
2009	East Carolina (24 games)	491
2008	East Carolina (24 games)	432
2007	Rice (24 games)	379
2006	Houston (24 games)	462
2005	TCU (30 games)	576
2004	East Carolina (30 games)	683
2003	TCU (30 games)	565
2002	Tulane (30 games)	541
2001	Tulane (27 games)	543
2000	Tulane (27 games)	547
1999	Tulane (27 games)	557
1998	Charlotte (27 games)	579
1997	USF (26 games)	519
1996	USF (24 games)	450

WALKS

2012	Rice (24 games)	107
2011	Rice (24 games)	119
2010	Rice (24 games)	109
2009	Tulane (24 games)	132
2008	Tulane (23 games)	116
2007	Rice (24 games)	129
2006	Tulane (24 games)	114
2005	Tulane (30 games)	150
2004	Tulane (30 games)	130
2003	Southern Miss (30 games)	118
2002	Houston (29 games)	142
2001	Cincinnati (27 games)	141
2000	Cincinnati (27 games)	140
1999	Louisville (27 games)	141
1998	Tulane (27 games)	159
1997	Tulane (26 games)	132
1996	USF (24 games)	141

STRIKEOUTS

2012	Southern Miss (24 games)	177
2011	Marshall (24 games)	200
2010	East Carolina (24 games)	154
2009	UAB (23 games)	191
2008	Memphis (23 games)	191
2007	UCF (24 games)	153
2006	UAB (24 games)	201
2005	Memphis (30 games)	260
2004	Memphis (30 games)	239
2003	Memphis (29 games)	260
2002	Memphis (30 games)	293
2001	Memphis (27 games)	237
2000	Cincinnati (27 games)	212
1999	Charlotte (27 games)	227
1998	Louisville (27 games)	218
1997	Saint Louis (27 games)	222
1996	Charlotte (59 games)	188

SLUGGING PERCENTAGE

2012	Tulane (24 games)	.428
2011	Southern Miss (24 games)	.466
2010	Rice (24 games)	.563
2009	East Carolina (24 games)	.559
2008	East Carolina (24 games)	.498
2007	Rice (24 games)	.466
2006	Rice (24 games)	.555
2005	TCU (30 games)	.528
2004	East Carolina (30 games)	.604
2003	Southern Miss (30 games)	.532
2002	Tulane (30 games)	.500
2001	Tulane (27 games)	.562
2000	Tulane (27 games)	.553
1999	Tulane (27 games)	.575
1998	Charlotte (27 games)	.578
1997	Southern Miss (26 games)	.528
1996	USF (24 games)	.504

ON-BASE PERCENTAGE

2012	Rice (24 games)	.384
2011	Southern Miss (24 games)	.406
2010	Rice (24 games)	.439
2009	East Carolina (24 games)	.415
2008	Rice (24 games)	.416
2007	Rice (24 games)	.420
2006	Rice (24 games)	.418
2005	Tulane (30 games)	.421
2004	East Carolina (30 games)	.424

2003	Southern Miss (30 games)	.395
2002	Houston (29 games)	.412
2001	Tulane (27 games)	.410
2000	Tulane (27 games)	.424
1999	Houston (27 games)	.412
1998	Tulane (27 games)	.455
1997	USF (26 games)	.407
1996	USF (24 games)	.409

HIT BY PITCH

2012	UCF (24 games)	27
2011	Houston (24 games)	32
2010	Southern Miss (24 games)	34
2009	UCF (24 games)	30
2008	Rice (24 games)	31
2007	UAB (24 games)	29
2006	Rice (24 games)	37
2005	TCU (30 games)	38
2004	TCU (30 games)	46
2003	Louisville (29 games)	35
2002	Southern Miss (29 games)	38
2001	Charlotte (27 games)	37
2000	Louisville (27 games)	37
1999	Southern Miss (27 games)	34
1998	Tulane (27 games)	38
1997	Memphis (26 games)	34
	Southern Miss (26 games)	34
1996	UAB (24 games)	25

PITCHING

EARNED RUN AVERAGE

2012	Rice (24 games)	3.01
2011	East Carolina (24 games)	3.24
2010	Rice (24 games)	4.51
2009	East Carolina (24 games)	4.03
2008	Rice (24 games)	3.40
2007	Rice (24 games)	2.62
2006	Rice (24 games)	3.04
2005	Houston (29 games)	4.01
2004	East Carolina (30 games)	3.75
2003	TCU (30 games)	3.36
2002	Houston (29 games)	3.04
2001	Houston (27 games)	3.21
2000	Houston (27 games)	3.00
1999	Tulane (27 games)	3.95
1998	Houston (27 games)	3.85
1997	Tulane (26 games)	4.17
1996	USF (24 games)	3.21

INNINGS PITCHED

2012	UCF (24 games)	223.2
2011	UAB (24 games)	223.0
2010	Marshall (24 games)	207.2
2009	Houston (24 games)	213.0
2008	Rice (24 games)	217.0
2007	Rice (24 games)	213.0
2006	Memphis (24 games)	221.0
2005	Charlotte (30 games)	268.0
2004	East Carolina (30 games)	264.0
2003	East Carolina (30 games)	275.1
2002	Memphis (30 games)	265.1
2001	Houston (27 games)	241.0
2000	USF (27 games)	246.0
1999	Tulane (27 games)	241.2
1998	Charlotte (27 games)	240.1
1997	UAB (27 games)	239.2
1996	USF (24 games)	215.2

STRIKEOUTS

2012	Rice (24 games)	207
2011	Rice (24 games)	197
2010	East Carolina (24 games)	151
	Marshall (24 games)	151
2009	Houston (24 games)	196
2008	Rice (24 games)	215
2007	Tulane (24 games)	181
2006	Houston (24 games)	223
2005	Tulane (30 games)	287
2004	Houston (30 games)	245
2003	Houston (30 games)	309
2002	Houston (29 games)	254
2001	Houston (27 games)	229
2000	Tulane (27 games)	197
1999	Tulane (27 games)	220
1998	Charlotte (27 games)	232
1997	Memphis (26 games)	229
1996	Tulane (24 games)	215





SAVES

2012	Southern Miss (24 games)	8
2011	Rice (24 games)	6
	Southern Miss (24 games)	6
	Tulane (24 games)	6
2010	Southern Miss (24 games)	7
2009	Houston (24 games)	10
2008	Houston (24 games)	8
2007	Rice (24 games)	9
2006	Rice (24 games)	11
2005	Southern Miss (30 games)	8
2004	Houston (30 games)	9
2003	Southern Miss (30 games)	10
2002	East Carolina (30 games)	9
2001	USF (27 games)	10
2000	Charlotte (26 games)	8
1999	Tulane (27 games)	8
1998	Memphis (27 games)	6
1997	Houston (27 games)	7
1996	USF (24 games)	8

OPPOSING BATTING AVERAGE

2012	Rice (24 games)	.218
2011	Rice (24 games)	.255
2010	Rice (24 games)	.278
2009	East Carolina (24 games)	.259
2008	Tulane (23 games)	.250
2007	Rice (24 games)	.228
2006	Rice (24 games)	.227
2005	TCU (30 games)	.255
2004	Houston (30 games)	.256
2003	Houston (30 games)	.238
2002	Houston (29 games)	.220
2001	Houston (27 games)	.245
2000	Houston (25 games)	.244
1999	Houston (27 games)	.259
1998	Houston (27 games)	.242
1997	Houston (27 games)	.259
	Charlotte (27 games)	.259
	Memphis (26 games)	.259
1996	Southern Miss (24 games)	.254

FIELDING

FIELDING PERCENTAGE

2012	Tulane (24 games)	.978
2011	UAB (24 games)	.983
2010	Southern Miss (24 games)	.973
2009	Houston (24 games)	.977
2008	Houston (24 games)	.975
2007	Houston (24 games)	.976
2006	Rice (24 games)	.976
2005	Tulane (30 games)	.976
2004	East Carolina (30 games)	.974
2003	TCU (30 games)	.974
2002	Cincinnati (30 games)	.973
	TCU (30 games)	.973
2001	Cincinnati (27 games)	.973
2000	Houston (25 games)	.979
1999	Houston (27 games)	.972
1998	UAB (27 games)	.968
1997	Houston (27 games)	.964
	Tulane (24 games)	.968
1996	UAB (24 games)	.968

PUTOUTS


2012	UCF (24 games)	671
2011	UAB (24 games)	669
2010	Marshall (24 games)	623
2009	Houston (24 games)	638
2008	Rice (24 games)	651
2007	Rice (24 games)	639
2006	Memphis (24 games)	663
2005	Charlotte (30 games)	804
2004	East Carolina (30 games)	792
2003	East Carolina (30 games)	826
2002	Memphis (30 games)	796
2001	Houston (27 games)	723
2000	USF (27 games)	738
1999	Tulane (27 games)	725
1998	Charlotte (27 games)	721
1997	UAB (27 games)	719
1996	USF (24 games)	647

ASSISTS

2012	Rice (24 games)	294
2011	Southern Miss (24 games)	295
2010	Rice (24 games)	257
2009	Rice (24 games)	290
2008	Southern Miss (24 games)	271
2007	Rice (24 games)	288
2006	UAB (24 games)	307
2005	UAB (30 games)	363
2004	Louisville (30 games)	327
2003	Southern Miss (30 games)	352
2002	UAB (30 games)	353
2001	USF (27 games)	319
2000	Cincinnati (27 games)	318
1999	Southern Miss (27 games)	350
1998	Southern Miss (27 games)	347
1997	UAB (27 games)	342
1996	USF (24 games)	272

ERRORS

2012	Houston (24 games)	47
2011	Southern Miss (24 games)	40
2010	East Carolina (24 games)	46
2009	Marshall (24 games)	45
2008	East Carolina (24 games)	39
2007	UAB (24 games)	42
2006	UAB (24 games)	37
	UCF (24 games)	37
2005	Memphis (30 games)	54
2004	Charlotte (30 games)	56
2003	Louisville (29 games)	46
	UAB (29 games)	46
2002	Memphis (30 games)	57
2001	USF (27 games)	48
2000	USF (27 games)	51
1999	UAB (27 games)	62
1998	Saint Louis (24 games)	62
1997	Cincinnati (27 games)	56
1996	Charlotte (24 games)	55



Former East Carolina head coach Keith LeClair, for whom the league's Coach of the Year Award is named, led the Pirates from 1997-2002 before stepping down due to ALS (Lou Gehrig's disease)



Former Southern Miss head coach Corky Palmer closed out his outstanding coaching career by leading the Golden Eagles to the CWS in his final season in 2009



Rice head coach Wayne Graham has led the Owls to seven College World Series appearances, winning the National Championship in 2003

ALL-TIME AWARDS

ALL-CONFERENCE

2012

All-Conference First Team

IF D.J. Hicks, Jr., UCF
IF Christian Stringer, Jr., Rice
IF Jacob Wilson, Sr., Memphis
IF John Wooten, Jr., East Carolina
OF Brandon Boudreaux, Jr., Tulane
OF Adam McClain, Sr., Memphis
OF Jeremy Rathjen, Jr., Rice
C Jeremy Schaeffer, Sr., Tulane
DH/UT J.T. Chargois, Jr., Rice
P Kevin Brandt, Sr., East Carolina
P Dan Langfield, Jr., Memphis
P Andrew Pierce, Jr., Southern Miss
P Matthew Reckling, Sr., Rice
RP Joe Rogers, Sr., UCF

All-Conference Second Team

IF Ashley Graeter, Sr., Southern Miss
IF Brennan Middleton, Jr., Tulane
IF Travis Shreve, Sr., UCF
IF Corey Thompson, Sr., East Carolina
OF Alex Friedrich, Sr., UCF
OF Ronnie Richardson, Jr., UCF
OF Nick Schneeberger, Sr., Tulane
C Zach Wright, Sr., East Carolina
DH/UT Drew Reynolds, So., East Carolina
P Jharel Cotton, Jr., East Carolina
P Ben Lively, So., UCF
P Sam Moll, So., Memphis
P David Napoli, Jr., Tulane
RP D.J. Ponder, Sr., Tulane

2011

All-Conference First Team

IF Jonathan Griffin, UCF
IF Michael Ratterree, Rice
IF B.A. Vollmuth, Southern Miss
IF Chad Zurcher, Memphis
OF Jamal Austin, UAB
OF Marc Bourgeois, Southern Miss
OF Tyler Koelling, Southern Miss
C Jeremy Schaeffer, Tulane
DH/UT Anthony Rendon, Rice
P Austin Kubitzka, Rice
P Seth Maness, East Carolina
P Todd McInnis, Southern Miss
P Geoffrey Thomas, Southern Miss
RP Nick Pepitone, Tulane

All-Conference Second Team

IF Nick Crawford, UAB
IF Adam Doleac, Southern Miss
IF T.J. Rich, Memphis
IF Kenny Socorro, Marshall
OF Drew Martinez, Memphis
OF Caleb Ramsey, Houston
OF Trent Whitehead, East Carolina
C Zach Wright, East Carolina
DH/UT D.J. Hicks, UCF
P Kevin Brandt, East Carolina
P Brad Mincey, East Carolina
P Dillon Napoleon, UAB
P Ryan Woolley, UAB
RP Collin Cargill, Southern Miss

2010

All-Conference First Team

IF Anthony Rendon, So., Rice
IF Rob Segedin, So., Tulane
IF Luke Stewart, Sr., UAB
IF B.A. Vollmuth, So., Southern Miss
OF Shane Brown, Sr., UCF

OF Chris Duffy, Sr., UCF
OF Kurt Lipton, Sr., Marshall
C Victor Gomez, Jr., Marshall
DH/UT Kyle Roller, Sr., East Carolina
P Scott Copeland, Sr., Southern Miss
P Seth Maness, Jr., East Carolina
P Todd McInnis, Jr., Southern Miss
P Arik Sikula, Jr., Marshall
RP Collin Cargill, Jr., Southern Miss

All-Conference Second Team

IF Jimmy Comerota, Sr., Rice
IF Rick Hague, Jr., Rice
IF Jonathan Merritt, Sr., UAB
IF Corey Thompson, So., East Carolina
IF Chad Zurcher, So., Memphis
OF Jamal Austin, So., UAB
OF Tyler Huelsing, Sr., Memphis
OF Drew Martinez, So. Memphis
C Diego Seastrunk, Sr., Rice
DH/UT Jeremy Rathjen, So., Rice
P Ryan Fraser, Sr., Memphis
P Mike Ojala, Sr., Rice
P Taylor Wall, So., Rice
P Zach Woods, Jr., East Carolina
RP Nick Pepitone, Jr., Tulane

2009

All-Conference First Team

IF Victor Gomez, Marshall
IF Sam Honeck, Tulane
IF Anthony Rendon, Rice
IF Ryan Wood, East Carolina
OF Stephen Batts, East Carolina
OF Bo Davis, Southern Miss
OF Brint Hardy, UAB
C Jeremy Schaeffer, Tulane
DH/UT Kyle Roller, East Carolina
P Ryan Berry, Rice
P Chris Heston, East Carolina
P Seth Maness, East Carolina
P Todd McInnis, Southern Miss
RP Donnie Joseph, Houston

All-Conference Second Team

IF Shane Brown, UCF
IF Brian Dozier, Southern Miss
IF Rick Hague, Rice
IF Blake Kelso, Houston
IF Josh Prince, Tulane
OF Cody McMurry, UAB
OF Chad Mozingo, Rice
OF Brandon Romans, UCF
OF Trent Whitehead, East Carolina
C Chris Wallace, Houston
DH/UT Digger Towe, UAB
P Brad Mincey, East Carolina
P Mike Ojala, Rice
P Jared Ray, Houston
P Dan Straily, Marshall
RP Jordan Rogers, Rice

2008

All-Conference First Team

IF James Ewing, Southern Miss
IF Ryan Keedy, UAB
IF Bryan Pounds, Houston
IF Diego Seastrunk, Rice
OF Harrison Eldridge, East Carolina
OF Nate Lape, Marshall
OF Jake Stewart, Houston
C Corey Kemp, East Carolina
DH/UT Anthony Scelfo, Tulane
P Ryan Berry, Rice
P Barry Bowden, Southern Miss

P Shooter Hunt, Tulane
P Seth Maness, East Carolina
RP Tyler Conn, Southern Miss

All-Conference Second Team

IF Stephen Batts, East Carolina
IF Brian Dozier, Southern Miss
IF Seth Henry, Tulane
IF Rob Segedin, Tulane
OF Colin Arnold, UCF
OF Phil Bell, UAB
OF Jared Gayheart, Rice
OF Aaron Luna, Rice
C Adam Zornes, Rice
DH/UT Victor Gomez, Marshall
P Steve Blevins, Marshall
P Justin Bristow, East Carolina
P Chris Kelley, Rice
P Wes Musick, Houston
RP Cole St.Clair, Rice

2007

All-Conference First Team

IF Brian Friday, Rice
IF Joe Savery, Rice
IF Trey Sutton, Southern Miss
IF Kiko Vazquez, UCF
OF J.R. Bond, UAB
OF Jimmy Cesario, Houston
OF Harrison Eldridge, East Carolina
C Danny Sawyer, UAB
DH/UT Joey Lieberman, Memphis
P Ryan Berry, Rice
P Shooter Hunt, Tulane
P Wes Musick, Houston
P Ryne Tacker, Rice
RP Shane Mathews, East Carolina

All-Conference Second Team

IF Adam Amar, Memphis
IF Dale Mollenhauer, East Carolina
IF Bill Moss, Memphis
IF Michael Murray, Memphis
OF Tyson Auer, UCF
OF Jared Gayheart, Rice
OF Ryan Tousley, East Carolina
C Luis Flores, Houston
DH/UT Aaron Luna, Rice
P Ryan Belanger, Southern Miss
P T.J. Hose, East Carolina
P Sean Morgan, Tulane
P Joe Savery, Rice
RP Patrick Ezell, Southern Miss

2006

All-Conference First Team

IF Adam Amar, Memphis
IF Brian Friday, Rice
IF Isa Garcia, Houston
IF Mark Hamilton, Tulane
IF Marc Maddox, Southern Miss
OF Toddric Johnson, Southern Miss
OF Warren McFadden, Tulane
OF Matt Weston, Houston
C Jake Smith, East Carolina
DH/UT Brad Lincoln, Houston
P Tim Bascom, UCF
P Eddie Degerman, Rice
P Brad Lincoln, Houston
P Sean Morgan, Tulane
RP Cole St.Clair, Rice

All-Conference Second Team

IF Josh Rodriguez, Rice
IF Joe Savery, Rice
IF Trey Sutton, Southern Miss



- IF Adam Witter, East Carolina
- OF K.K. Chalmers, Memphis
- OF Aaron Luna, Rice
- OF Nathan Southard, Tulane
- C Kevin Coker, Southern Miss
- DH/UT Brendan Murphy, Marshall
- P Bobby Bell, Rice
- P Craig Crow, Rice
- P Scott McGregor, Memphis
- P Brody Taylor, East Carolina
- RP Daniel Best, Southern Miss

2005

All-Conference First Team

- IF Shelby Ford, TCU
- IF Brad Emaus, Tulane
- IF Marc Maddox, Southern Miss
- IF Tommy Manzella, Tulane
- OF Brian Cavanaugh, East Carolina
- OF Nathan Southard, Tulane
- OF Travis Tully, Houston
- C Brad Willcutt, Southern Miss
- DH/UT Micah Owings, Tulane
- P Brian Bogusevic, Tulane
- P Lance Broadway, TCU
- P Ricky Brooks, East Carolina
- P Matt Farrington, Houston
- RP Daniel Best, Southern Miss

All-Conference Second Team

- IF Jeff Baisley, USF
- IF Chad Huffman, TCU
- IF J.T. LaFountain, Louisville
- IF Mark Minicozzi, East Carolina
- IF Trey Sutton, Southern Miss
- OF Jason Lowery, Southern Miss
- OF Boomer Whiting, Louisville
- OF Adam Willard, Charlotte
- C Greg Dini, Tulane
- DH/UT Kevin Roberts, Houston
- P Ryan Bird, Saint Louis
- P J.R. Crowel, Tulane
- P T.J. Hose, East Carolina
- P Casey Hudspeth, USF
- RP Erik Walker, Charlotte

2004

All-Conference First Team

- IF Jarrett Hoffpauir, Southern Miss
- IF Trevor Lawhorn, East Carolina
- IF Ryan Norwood, East Carolina
- IF Matt Shepherd, Southern Miss
- OF Matt Barket, Tulane
- OF Ryan Frith, Southern Miss
- OF Mark Jurich, Louisville
- C Devin Ivany, USF
- DH/UT Ryan Jones, East Carolina
- P Greg Bunn, East Carolina
- P J.R. Crowel, Tulane
- P Jarrett Grube, Memphis
- P Casey Hudspeth, USF
- RP Austin Tubb, Southern Miss

All-Conference Second Team

- IF Brent Dlugach, Memphis
- IF Shelby Ford, TCU
- IF Myron Leslie, USF
- IF Jamie Rusco, Charlotte
- OF Chad Huffman, TCU
- OF Jamie Paige, East Carolina
- OF Darryl Lawhorn, ECU
- OF Travis Tully, Houston
- C Steve Pickerell, Cincinnati
- DH/UT Brian Bogusevic, Tulane
- P Anthony DeWitt, Southern Miss
- P Derek Hankins, Memphis
- P Cory Hahn, Tulane
- P Clayton Jerome, TCU
- RP Robbie Findlay, TCU

2003

All-Conference First Team

- IF Michael Aubrey, Tulane
- IF Hyung Cho, Houston
- IF Tony Giarratano, Tulane
- IF Mike Settle, TCU
- OF Jeff Cook, Southern Miss
- OF Jonny Kaplan, Tulane
- OF Clint King, Southern Miss
- C Devin Ivany, USF
- DH Chris Neuman, TCU
- P Clayton Jerome, TCU
- P Brad Sullivan, Houston

All-Conference Second Team

- IF Jeff Baisley, USF
- IF Darryl Lawhorn, East Carolina
- IF Myron Leslie, USF
- OF George Sandel, Charlotte
- OF Josh Bolen, Louisville
- OF Jake Duncan, TCU
- OF Kyle Leon, UAB
- C Brad Willcutt, Southern Miss
- DH Ryan Martin, Memphis
- P David Austen, USF
- P Bob McCrory, Southern Miss
- P Ryan Wagner, Houston

2002

All-Conference First Team

- IF Jesse Crain, Houston
- IF James Jurries, Tulane
- IF Darryl Lawhorn, East Carolina
- IF Brad Schutz, Cincinnati
- IF Allen Winningham, Southern Miss
- OF Brett Cooley, Houston
- OF Jeff Cook, Southern Miss
- OF Mark Jurich, Louisville
- OF Terry Trofholz, TCU
- C Chris Snyder, Houston
- DH Joe List, Cincinnati
- P Nick Bourgeois, Tulane
- P Shea Douglas, Southern Miss
- P Corey Lawson, Saint Louis
- P Brad Sullivan, Houston
- RP Jesse Crain, Houston

All-Conference Second Team

- IF Jeff Baisley, USF
- IF Morgan Bojorquez, Louisville
- IF Myron Leslie, USF
- IF Walter Olmstead, TCU
- IF George Sandel, Charlotte
- OF Michael Bourn, Houston
- OF Aaron Feldman, Tulane
- OF Jon Kaplan, Tulane
- OF Chris Meeks, TCU
- C Chris Hamblen, Cincinnati
- DH Ken Tirpack, Louisville
- P Zach Jackson, Louisville
- P Clayton Jerome, TCU
- P Bob McCrory, Southern Miss
- P Sam Narron, East Carolina
- RP Joey Charron, Tulane

2001

All-Conference First Team

- IF Andy Cannizaro, Tulane
- IF Jake Gautreau, Tulane
- IF James Jurries, Tulane
- IF Daniel Ugglia, Memphis
- IF Kevin Youkilis, Cincinnati
- OF Michael Aubrey, Tulane
- OF Daniel Boyd, USF
- OF Matt Groff, Tulane
- OF Matt Singer, Cincinnati
- C Chris Hamblen, Cincinnati
- DH Steve Shirley, Tulane

- P Matt Foster, Tulane
- P Ben Hutton, Saint Louis
- P John Maine, Charlotte
- P Brad Sullivan, Houston
- RP Josh Ring, Louisville

All-Conference Second Team

- IF Brett Clark, Cincinnati
- IF Myron Leslie, USF
- IF George Sandel, Charlotte
- IF Nick Steiner, Saint Louis
- IF Craig Tewes, Cincinnati
- OF Jeff Cook, Southern Miss
- OF Michael Bourn, Houston
- OF Mike Hook, Louisville
- OF Jon Kaplan, Tulane
- C Chris Snyder, Houston
- DH Mike Orrico, Saint Louis
- P Shea Douglas, Southern Miss
- P Austin Faught, Houston
- P Andre Parks, UAB
- P John Vigue, USF
- RP Curtus Moak, Cincinnati

2000

All-Conference First Team

- IF Daniel Boyd, USF
- IF Mike Eylward, USF
- IF Jake Gautreau, Tulane
- IF James Jurries, Tulane
- IF Kevin Youkilis, Cincinnati
- OF Dusty Haley, Southern Miss
- OF Tyson Schweitzer, Houston
- OF Matt Singer, Cincinnati
- OF Will Smith, UAB
- C Jarrod Bitter, Houston
- DH Darren Welch, Southern Miss
- P Jared Berkowitz, Tulane
- P Kyle Crowell, Houston
- P Chad Rogers, Southern Miss
- P Brion Treadway, Charlotte
- RP John McKay, Charlotte

All-Conference Second Team

- IF Josh Hoffpauir, Southern Miss
- IF Scott Kohler, Louisville
- IF Aaron Melebeck, Houston
- IF Johnny Raburn, USF
- IF Kris Wilken, Houston
- OF Mitch Jones, UAB
- OF Eric Lee, Houston
- OF Nate Sams, Memphis
- OF Mike Taylor, Charlotte
- C Chris Finnegan, Southern Miss
- DH Steve Shirley, Tulane
- P Ryan Baker, Charlotte
- P John Gorham, USF
- P Duncan McAdoo, Houston
- P Shane Nance, Houston
- RP Curtus Moak, Cincinnati

1999

All-Conference First Team

- IF Michael Artman, Southern Miss
- IF Andy Cannizaro, Tulane
- IF Brandon Caraway, Houston
- IF James Jurries, Tulane
- IF J.P. Woodward, Houston
- OF Jake Burnham, Tulane
- OF Dusty Haley, Southern Miss
- OF Matt Singer, Cincinnati
- OF Jason Sparks, Tulane
- C Chad Sutter, Tulane
- DH Craig House, Memphis
- P Jared Berkowitz, Tulane
- P Henry Bonilla, Tulane
- P Kyle Crowell, Houston
- P Craig House, Memphis
- RP Brandon Belanger, Tulane

All-Conference Second Team

IF	Dan DeMent, UAB
IF	Ben Drawdy, USF
IF	Doug Lorenz, Louisville
IF	Craig Tewes, Cincinnati
IF	Kevin Youkilis, Cincinnati
OF	Jeremy Albritton, Southern Miss
OF	Mike Pilger, USF
OF	Will Smith, UAB
OF	Anthony Snowell, Cincinnati
OF	Jason Wood, Saint Louis
C	Jarrod Bitter, Houston
DH	Darren Welch, Southern Miss
P	Scott Glaser, USF
P	Shane Nance, Houston
P	Jason Stanford, Charlotte
P	Josh Stewart, Memphis
RP	Bryan Moore, Houston

1998

All-Conference First Team

IF	Rodney Eberly, UAB
IF	Joey Hammond, Charlotte
IF	Bo Robinson, Charlotte
IF	Jeremy Schied, Southern Miss
IF	Mike Terry, UAB
OF	Shayne Carnes, UAB
OF	Brian Hughes, Tulane
OF	James Matan, Charlotte
OF	Jason Sparks, Tulane
C	James McAuley, Louisville
DH	Cliff Wren, Southern Miss
P	Josh Bobbitt, Tulane
P	Craig House, Memphis
P	Shane Nance, Houston
P	Jason Stanford, Charlotte
RP	Todd Ardoin, Tulane

All-Conference Second Team

IF	Daniel Boyd, USF
IF	Scott Cheek, Southern Miss
IF	Keith Graffagnini, Tulane
IF	Gerald Parr, Charlotte
IF	Mike Pursell, Tulane
OF	Jeremy Albritton, Southern Miss
OF	Brett Bredensteiner, Saint Louis
OF	Brandon Caraway, Houston
OF	Vinnie Diaco, Charlotte
C	Chad Sutter, Tulane
DH	Bruce Rios, Houston
P	Ryan Baker, Charlotte
P	Raul Echeverez, Tulane
P	Jon McDonald, Houston
P	Jason Fortenberry, Southern Miss
RP	Todd Raithe, Louisville

1997

All-Conference First Team

IF	Dustin Carr, Houston
IF	Jason Dellaero, USF
IF	Ross Gload, USF
IF	Keith Graffagnini, Tulane
IF	Bo Robinson, Charlotte
OF	Jeremy Albritton, Southern Miss
OF	Jason Fitzgerald, Tulane
OF	Kyle Logan, Southern Miss
OF	Goefrey Tomlinson, Houston
C	Chad Sutter, Tulane
DH	Cliff Wren, Southern Miss
P	Jason Navarro, Tulane
P	Chad Harville, Memphis
RP	Luis Ramos, USF

All-Conference Second Team

IF	Matt Berger, Louisville
IF	Jorge DeLeon, USF
IF	Dan Harness, UAB
IF	Jeremy Schied, Southern Miss

IF	Adam Gabris, Saint Louis
OF	Brett Bredensteiner, Saint Louis
OF	Shayne Carnes, UAB
OF	Brian Hughes, Tulane
OF	Mike Pilger, USF
C	Braxton Whitehead, Southern Miss
DH	Sean Lynch, USF
P	Brannon Player, Charlotte
P	Scott Stauffer, Louisville
RP	Chris Mason, UAB

All-Conference Third Team

IF	Jeff Bell, UAB
IF	John Carney, Cincinnati
IF	Jared Martin, Southern Miss
IF	Mike Pursell, Tulane
IF	Shaun Skrehot, Houston
OF	Mike Diaz, USF
OF	Tim Harper, Louisville
OF	Chris Hesse, Southern Miss
OF	Mike Terry, UAB
C	Bruce Rios, Houston
DH	James Matan, Charlotte
P	Scott Glaser, USF
P	Pat Ryan, USF
RP	Brandon Parker, Southern Miss

1996

All-Conference First Team

IF	Ross Gload, USF
IF	Brian Jersey, UAB
IF	Jorge DeLeon, USF
IF	Jason Dellaero, USF
IF	Chris Heintz, USF
OF	Joey Anderson, Charlotte
OF	Gio Cafaro, USF
OF	B.J. Huff, UAB
OF	Brian Hughes, Tulane
C	Jay Jones, UAB
DH	Tony Hausladen, Saint Louis
P	Jason Navarro, Tulane
P	Mark Roberts, USF
RP	Chad Harville, Memphis

All-Conference Second Team

IF	Keith Graffagnini, Tulane
IF	Kelly Ray, UAB
IF	Michael Johns, Tulane
IF	Jared Martin, Southern Miss
IF	Adam Gabris, Saint Louis
OF	Ronnie Barassi, Memphis
OF	Steve Barhorst, Cincinnati
OF	Jason Fitzgerald, Tulane
OF	Chris Hesse, Southern Miss
C	Derek Reams, Southern Miss
DH	James Matan, Charlotte
P	Scott Glaser, USF
P	Jesse Summey, Charlotte
RP	Steven Boyles, USF

All-Conference Honorable Mention

IF	Cliff Wren, Southern Miss
IF	Jerry Merrill, Cincinnati
IF	John Weidemann, Louisville
IF	Joe Grawey, UAB
IF	Scott Wilson, Tulane
OF	Jimmy Anderson, Charlotte
OF	Brett Bredensteiner, Saint Louis
OF	Mike Huelsmann, Saint Louis
OF	Jeff Ray, Saint Louis
C	Chad Sutter, Tulane
DH	Ryan Mason, USF
P	John Bale, Southern Miss
P	Jack Cressend, Tulane
RP	Luis Ramos, USF

ALL-FRESHMAN

2012

IF	Sergio Leon, Marshall
IF	Ford Stainback, Rice
OF	Michael Pyeatt, Houston
OF	Jeff Schalk, UAB
OF	Michael Sterling, Southern Miss
OF/P	Mason Robbins, Southern Miss
P	Jeff Hoffman, East Carolina
P	Jordan Stephens, Rice
P	Jake Drehoff, Southern Miss
P	Bradley Roney, Southern Miss
P	Alex Massey, Tulane
P	Eric Skoglund, UCF

2011

C	Jared Bales, Southern Miss
SS	Jack Reinheimer, East Carolina
3B	Shane Hoelscher, Rice
OF	Ben Fultz, East Carolina
OF	Landon Appling, Houston
DH	Chase McDonald, East Carolina
P	Aaron Blair, Marshall
P	Austin Kubitz, Rice
P	John Simms, Rice
P	Alex Facundus, Tulane
P	Ben Lively, UCF

2010

OF	Brandon Boudreaux, Tulane
SS	Garrett Cannizaro, Tulane
C/DH	M.P. Cokinos, Houston
UT	Blake Crohan, Tulane
OF	Dillon Day, Southern Miss
UT	John Frost, UAB
2B	Kirby Pellant, Marshall
2B	Michael Ratterree, Rice
LHP	Joe Rogers, UCF
SS	Darnell Sweeney, UCF
IF	Chris Taladay, UCF
SS	John Wooten, East Carolina

2009

LHP	Kevin Brandt, East Carolina
RHP	Michael Goodnight, Houston
OF	Drew Martinez, Memphis
2B	Adam McClain, Memphis
3B	Anthony Rendon, Rice
LHP	Taylor Wall, Rice
OF	Kameron Brunty, Southern Miss
C	Jeremy Schaffer, Tulane
OF	Jamal Austin, UAB
DH/UT	D.J. Hicks, UCF
C	Beau Taylor, UCF

2008

2B	Nick Crawford, UAB
SS	Rick Hague, Rice
SS	Dustin Harrington, East Carolina
SS	Blake Kelso, Houston
3B/P	Rob Segedin, Tulane
DH	Victor Gomez, Marshall
P	Chase Dempsey, Houston
P	Matt Evers, Rice
P	Seth Maness, East Carolina
P	Todd McInnis, Southern Miss
P	Nick Pepitone, Tulane

2007

SS	Jonathan Merritt, UAB
3B	Chris Duffy, UCF
3B	Diego Seastrunk, Rice
IF	Josh Valle, Marshall
OF	Zak Presley, Houston
DH	Kyle Roller, East Carolina
P	JR Ballinger, Southern Miss
P	Ryan Berry, Rice



- P Preston Claiborne, Tulane
- P Shay Crawford, UAB
- P Wes Musick, Houston

2006

- C/P Luis Flores, Houston
- 1B Michael Ewing, Southern Miss
- SS Travis Cougot, Houston
- SS Brian Dozier, Southern Miss
- IF Ryan Wood, East Carolina
- OF Luke Adkins, Southern Miss
- OF Dave DiNatale, UCF
- OF Aaron Luna, Rice
- OF Warren McFadden, Tulane
- P Mitch Houck, UCF
- P Scott McGregor, Memphis

2005

- C Andrew Walker, TCU
- 2B Trey Sutton, Southern Miss
- 3B Brad Emaus, Tulane
- 3B Dale Mollenhauer, East Carolina
- DH Matt McGuirk, TCU
- OF Ryan Peisel, East Carolina
- OF Clint Toomey, UAB
- P T.J. Hose, East Carolina
- P Keith Moreland, Charlotte
- P Sean Morgan, Tulane
- P Daniel Thomas, USF

2004

- IF Zac Ward, UAB
- SS German Duran, TCU
- 3B Shelby Ford, TCU
- DH/OF Daniel Burton, Louisville
- DH/OF Chad Huffman, TCU
- P Mike Cashion, Southern Miss
- P Patrick Ezell, Southern Miss
- P Casey Hudspeth, USF
- P Daniel Latham, Tulane
- P Brad Lincoln, Houston
- P Shane Mathews, East Carolina

2003

- C Jake Smith, East Carolina
- 1B Marc Maddox, Southern Miss
- 2B Nick Haley, Louisville
- 3B Mark Minicozzi, East Carolina
- IF Boomer Whiting, Louisville
- OF Matt Farrington, Houston
- OF Travis Tully, Houston
- OF/P Brian Bogusevic, Tulane
- P J.R. Crowel, Tulane
- P Stephen Gostkowski, Memphis
- P Billy Mohl, Tulane

2002

- C Devin Ivany, USF
- C Brad Willcutt, Southern Miss
- 1B Darryl Lawhorn, East Carolina
- 2B Jarrett Hoffpauir, Southern Miss
- 2B Stuart Musslewhite, Houston
- SS Brent Dlugach, Memphis
- SS Matt Shepherd, Southern Miss
- 3B Jeff Baisley, USF
- OF Gerald Clark, Tulane
- P Zach Jackson, Louisville
- P Cliff Russum, Southern Miss

2001

- 2B Anthony Giarratano, Tulane
- 3B Hyung Cho, Houston
- 3B Myron Leslie, USF
- P/OF Michael Aubrey, Tulane
- OF Thomas Bowker, Charlotte
- OF Michael Bourn, Houston
- OF Mark Jurich, Louisville
- P Austin Faight, Houston
- P Gene Flores, Houston

- P Tony Maynard, Cincinnati
- P Brad Sullivan, Houston
- P John Uhl, USF

2000

- 1B Brad Erwin, Charlotte
- SS Brad Lamm, Charlotte
- P/1B/DH Nick Bourgeois, Tulane
- OF James Burgess, Tulane
- OF Mike Cunningham, USF
- OF Mitch Jones, UAB
- OF Mike Taylor, Charlotte
- OF Dave Williams, Jr., Louisville
- P Shea Douglas, Southern Miss
- P Bryan Harris, Houston
- P Zach Placzek, Saint Louis

1999

- C Chris Hamblen, Cincinnati
- C Barrett Smith, Memphis
- C/DH Darren Welch, Southern Miss
- IF Chris Cuccia, USF
- IF Brandon Davis, UAB
- IF Jay Fik, Memphis
- IF Jake Gautreau, Tulane
- IF James Jurries, Tulane
- OF Mike Barclay, USF
- OF Brian Bowman, Charlotte
- P John Gorham, USF

1998

- C Jarrod Bitter, Houston
- IF Daniel Boyd, USF
- IF Andy Cannizaro, Tulane
- IF Ben Drawdy, USF
- IF Mike Eylward, USF
- IF Jayme Sperring, Houston
- IF Kris Wilken, Houston
- OF Matt Singer, Cincinnati
- OF Craig Tewes, Cincinnati
- P Brion Treadway, Charlotte
- P John Vigue, USF

1997

- C Jimmie Romano, USF
- OF Brandon Caraway, Houston
- OF Eric Lee, Houston
- DH Nick Crocker, Saint Louis
- P Ryan Baker, Charlotte
- P Shane Nance, Houston
- RP Robert Dieudonne', Houston

1996

- C Chad Sutter, Tulane
- IF Matt Baltz, Southern Miss
- IF Joey Hammond, Charlotte
- IF Jason Hill, Charlotte
- IF Cliff Wren, Southern Miss
- OF Jeff Davis, Southern Miss
- OF Corey Hinton, Cincinnati
- OF Mike Pilger, USF
- DH Jeremy Albritton, Southern Miss
- P Scott Beyer, UAB
- P Luis Ramos, USF

INDIVIDUAL AWARDS

Player of the Year

- 2012 Jacob Wilson, Memphis
- 2011 Chad Zurcher, Memphis
- 2010 Anthony Rendon, Rice
- 2009 Anthony Rendon, Rice
- 2008 Corey Kemp, East Carolina
- 2007 Joe Savery, Rice
- 2006 Mark Hamilton, Tulane
- 2005 Micah Owings, Tulane
- 2004 Ryan Jones, East Carolina
- 2003 Michael Aubrey, Tulane
- 2002 James Jurries, Tulane
- 2001 Jake Gautreau, Tulane
- 2000 Jake Gautreau, Tulane
- 1999 Chad Sutter, Tulane
- 1998 James Matan, Charlotte

- 1997 Ross Gload, USF
- 1996 Chris Heintz, USF

Pitcher of the Year

- 2012 Matthew Reckling, Rice
- 2011 Todd McInnis, Southern Miss
- 2010 Seth Maness, East Carolina
- 2009 Todd McInnis, Southern Miss
- 2008 Shooter Hunt, Tulane
- 2007 Ryne Tacker, Rice
- 2006 Brad Lincoln, Houston
- 2005 Lance Broadway, TCU
- 2004 Greg Bunn, East Carolina
- 2003 Clayton Jerome, TCU
- 2002 Brad Sullivan, Houston
- 2001 John Maine, Charlotte
- 2000 Kyle Crowell, Houston
- 1999 Kyle Crowell, Houston
- 1998 Josh Bobbitt, Tulane
- 1997 Jason Navarro, Tulane
- 1996 Mark Roberts, USF

Keith LeClair Coach of the Year

- 2012 Wayne Graham, Rice
- 2011 Scott Berry, Southern Miss
- 2010 Wayne Graham, Rice
- 2009 Billy Godwin, East Carolina
- 2008 Wayne Graham, Rice
- 2007 Wayne Graham, Rice
- 2006 Wayne Graham, Rice
- 2005 Rick Jones, Tulane
- 2004 Randy Mazey, East Carolina
- 2003 Corky Palmer, Southern Miss
- 2002 Lelo Prado, Louisville
- 2001 Rick Jones, Tulane
- 2000 Rayner Noble, Houston
- 1999 Rayner Noble, Houston
- 1998 Loren Hibbs, Charlotte
- 1997 Rick Jones, Tulane
- 1996 Eddie Cardieri, USF

Freshman of the Year

- 2012 Mason Robbins, Southern Miss
- 2011 Austin Kubitz, Rice
- 2010 Chris Taladay, UCF
- 2009 Anthony Rendon, Rice
- 2008 Seth Maness, East Carolina
- 2007 Ryan Berry, Rice
- 2006 Warren McFadden, Tulane
- 2005 Brad Emaus, Tulane
- 2004 Chad Huffman, TCU
- 2003 J.R. Crowel, Tulane
- 2002 Darryl Lawhorn, East Carolina
- 2001 Michael Aubrey, Tulane
- 2000 Mike Taylor, Charlotte
- 1999 James Jurries, Tulane
- 1998 Daniel Boyd, USF
- 1997 Shane Nance, Houston
- 1996 Chad Sutter, Tulane

Newcomer of the Year

- 2012 Andrew Pierce, Southern Miss
- 2011 Dillon Napoleon, UAB
- 2010 Zach Woods, East Carolina
- 2009 Chris Heston, East Carolina
- 2008 Justin Bristow, East Carolina
- 2007 Jimmy Cesario, Houston

ALL-TOURNAMENT**2012**

C Keaton Aldridge, Memphis
 IF Keith DePew, UAB
 IF John Frost, UAB
 IF Ashley Graeter, Southern Miss
 IF Corey Thompson, East Carolina
 OF Landon Appling, Houston
 OF Jeff Schalk, UAB
 OF Michael Sterling, Southern Miss
 DH Eli Hynes, Memphis
 P Michael Busby, UAB
 P Dan Langfield, Memphis
 P Chase Mallard, UAB
 P Ryan Nance, UAB

2011

C Craig Manuel, Rice
 IF John Frost, UAB
 IF Jonathan Griffin, UCF
 IF Ryan Still, Houston
 IF Corey Thompson, East Carolina
 OF Landon Appling, Houston
 OF Ryan Lewis, Rice
 OF Caleb Ramsey, Houston
 DH D.J. Hicks, UCF
 P Tyler Duffey, Rice
 P Seth Maness, East Carolina
 P Todd McInnis, Southern Miss
 P Jared Ray, Houston

2010

C Diego Seastrunk, Rice
 IF Rick Hague, Rice
 IF Anthony Rendon, Rice
 IF B.A. Vollmuth, Southern Miss
 IF Taylor Walker, Southern Miss
 OF Michael Fuda, Rice
 OF Chad Mozingo, Rice
 OF Steven Sultzbaugh, Rice
 DH M.P. Cokinos, Houston
 P Scott Copeland, Southern Miss
 P Seth Maness, East Carolina
 P Brennon Martin, Memphis
 P Jared Rogers, Rice

2009

C Diego Seastrunk, Rice
 IF James Ewing, Southern Miss
 IF Rick Hague, Rice
 IF Josh Prince, Tulane
 IF Anthony Rendon, Rice
 OF Nick Boulosa, Tulane
 OF Steven Sultzbaugh, Rice
 OF Trent Whitehead, East Carolina
 DH Corey Stevens, Southern Miss
 P JR Ballinger, Southern Miss
 P Ryan Berry, Rice
 P Todd McInnis, Southern Miss
 P Taylor Wall, Rice

2008

C Allen Aubin, UAB
 IF Jimmy Cesario, Houston
 IF Ryan Keedy, UAB
 IF Bryan Pounds, Houston
 IF Adam Yeager, Marshall
 OF Drew Carson, Southern Miss
 OF Nate Lape, Marshall
 OF Zak Presley, Houston
 DH Kyle Roller, East Carolina
 P Steve Blevins, Marshall
 P Jared Ray, Houston
 P Kyle Roberson, UAB
 P Dan Straily, Marshall

2007

C Danny Lehmann, Rice
 IF Adam Amar, Memphis
 IF Stephen Batts, East Carolina
 IF Bill Moss, Memphis
 IF Joe Savery, Rice

OF Harrison Eldridge, East Carolina
 OF Josh Irvin, Memphis
 OF Anthony Scelfo, Tulane
 DH Aaron Luna, Rice
 P Barry Bowden, Southern Miss
 P Jaeger Good, UCF
 P Matt Langwell, Rice
 P Shane Mathews, East Carolina

2006

C Ty Wallace, Tulane
 IF Greg Buchanan, Rice
 IF Isa Garcia, Houston
 IF Michael Murray, Memphis
 IF Joe Savery, Rice
 OF Jordan Dodson, Rice
 OF Will Petersen, Memphis
 OF Jake Stewart, Houston
 DH Brad Lincoln, Houston
 P Bobby Bell, Rice
 P Bryce Cox, Rice
 P Luis Flores, Houston
 P Shane Mathews, East Carolina

2005

C Brian Baisley, USF
 IF Brad Emaus, Tulane
 IF Chad Huffman, TCU
 IF Dustin Kingsbury, Houston
 IF Trey Sutton, Southern Miss
 OF Keith Conlon, TCU
 OF Jason Lowery, Southern Miss
 OF Nathan Southard, Tulane
 DH Mike Grace, East Carolina
 P Brian Bogusevic, Tulane
 P Lance Broadway, TCU
 P Sam Demel, TCU
 P Micah Owings, Tulane

2004

IF Matt Shepherd, Southern Miss
 IF Jarrett Hoffpauir, Southern Miss
 IF Chris Neuman, TCU
 IF Bo Cogbill, TCU
 OF Ryan Frith, Southern Miss
 OF Chad Huffman, TCU
 OF Austin Adams, TCU
 C Brad Willcutt, Southern Miss
 DH Kevin Roberts, Houston
 P Mike Cashion, Southern Miss
 P Eugene Espinelli, TCU
 P Clayton Jerome, TCU
 P Ryan Weems, TCU

2003

IF Darryl Lawhorn, East Carolina
 IF J.T. LaFountain, Louisville
 IF Beau Griffin, Southern Miss
 IF Tommy Manzella, Tulane
 OF Jeff Cook, Southern Miss
 OF Clint King, Southern Miss
 OF Jason Lowery, Southern Miss
 C Brian Bormaster, Tulane
 DH Allen Shirley, USF
 P Jason Tourangeau, East Carolina
 P Billy Mohl, Tulane

2002

IF Jeff Baisley, USF
 IF Tommy Manzella, Tulane
 IF Jesse Crain, Houston
 IF Darryl Lawhorn, East Carolina
 OF Jon Kaplan, Tulane
 OF Michael Bourn, Houston
 OF Ryan Jones, East Carolina
 C Chris Snyder, Houston
 DH Clint King, Southern Miss
 SP Sam Narron, East Carolina
 RP Neal Sears, East Carolina

2001

IF Ben Drawdy, USF
 IF Mike Eylward, USF
 IF Anthony Giarratano, Tulane
 IF Jake Gautreau, Tulane
 OF Daniel Boyd, USF
 OF Bill Naharodny, USF
 OF Clint Stoy, Southern Miss
 C Scott Madden, Tulane
 DH Kris Courier, USF
 SP Beau Richardson, Tulane
 RP Barth Melius, Tulane

2000

IF Sean Allen, Houston
 IF Daniel Boyd, USF
 IF Eric Shanks, Charlotte
 IF Craig Tewes, Cincinnati
 OF Brandon Caraway, Houston
 OF Matt Singer, Cincinnati
 OF Will Smith, UAB
 C Jarrod Bitter, Houston
 DH Brad Schutz, Cincinnati
 SP Shane Nance, Houston
 RP Curtus Moak, Cincinnati

1999

IF Andy Cannizaro, Tulane
 IF Brandon Caraway, Houston
 IF Jake Gautreau, Tulane
 IF Mickey McKee, Tulane
 OF Michael Artman, Southern Miss
 OF Matt Groff, Tulane
 OF Luke Williams, Louisville
 C Jarrod Bitter, Houston
 P Shane Nance, Houston
 RP Bryan Moore, Houston
 DH Chad Sutter, Tulane

1998

IF Jeremy Schied, Southern Miss
 IF Keith Graffagnini, Tulane
 IF Gerald Parr, Charlotte
 IF Bo Robinson, Charlotte
 OF Brandon Caraway, Houston
 OF Eric Lee, Houston
 OF Brian Hughes, Tulane
 C James McAuley, Louisville
 P Craig Brown, Tulane
 RP Brion Treadway, Charlotte
 DH Rob Partin, Louisville

1997

IF Keith Graffagnini, Tulane
 IF Joey Hammond, Charlotte
 IF Jason Hill, Charlotte
 IF Shaun Skrehot, Houston
 OF Jason Fitzgerald, Tulane
 OF Nick Rhodes, Charlotte
 OF Goefrey Tomlinson, Houston
 C Scottie Scott, Houston
 P Gary Shuford, Charlotte
 RP Chris Mason, UAB
 DH Jason Schreiber, Houston

1996

1B Cliff Wren, Southern Miss
 2B Mike Pursell, Tulane
 SS Joe Hammond, Charlotte
 3B Chris Heintz, USF
 OF Joey Anderson, Charlotte
 OF Jason Fitzgerald, Tulane
 OF Jason Michonski, USF
 C Chad Sutter, Tulane
 P Jack Cressend, Tulane
 RP Todd Ardoin, Tulane
 DH Jeff Davis, Southern Miss





Tournament Most Valuable Player

- 2012 Michael Busby, UAB
- 2011 Tyler Duffey, Rice
- 2010 Scott Copeland, Southern Miss
- 2009 Anthony Rendon, Rice
- 2008 Bryan Pounds, Houston
- 2007 Aaron Luna, Rice
- 2006 Joe Savery, Rice
- 2005 Nathan Southard, Tulane
- 2004 Austin Adams, TCU
- 2003 Clint King, Southern Miss
- 2002 Darryl Lawhorn, East Carolina
- 2001 Barth Melius, Tulane
- 2000 Jarrod Bitter, Houston
- 1999 Mickey McKee, Tulane
- 1998 Brian Hughes, Tulane
- 1997 Scottie Scott, Houston
- 1996 Jason Fitzgerald, Tulane

PLAYERS OF THE WEEK

2012

HITTER OF THE WEEK

- F20 Nick Schneeberger, Tulane
- F27 Michael Fuda, Rice
- M5 Blake Brown, Southern Miss
- M12 Drew Reynolds, East Carolina
- M19 Brandon Boudreaux, Tulane
- M26 Blake Brown, Southern Miss
- A2 Darnell Sweeney, UCF
- A9 Tim Younger, East Carolina
- A16 Brandon Boudreaux, Tulane
- A23 Travis Shreve, UCF
- A30 Ivan DeJesus, UAB
- M7 Jacob Wilson, Memphis
- Brandon Boudreaux, Tulane
- M14 Ford Stainback, Rice
- M21 Jacob Wilson, Memphis

PITCHER OF THE WEEK

- F20 Dillon Napoleon, UAB
- F27 Matthew Reckling, Rice
- M5 Jared Ray, Houston
- M12 Jordan Stephens, Rice
- M19 Chase Joiner, Memphis
- M26 Matthew Reckling, Rice
- Andrew Pierce, Southern Miss
- A2 Tyler Joyner, East Carolina
- A9 Sam Moll, Memphis
- A16 Jeff Hoffman, East Carolina
- A23 Matthew Reckling, Rice
- A30 Chase Joiner, Memphis
- M7 Dan Langfield, Memphis
- M14 Andrew Pierce, Southern Miss
- M21 Tyler Duffey, Rice

2011

HITTER OF THE WEEK

- F21 Chase Jensen, Houston
- F28 Darnell Sweeney, UCF
- M7 Patrick Palmeiro, UAB
- M14 B.A. Vollmuth, Southern Miss
- M21 Jeremy Schaffer, Tulane
- M28 Adam Doleac, Southern Miss
- A4 Marc Bourgeois, Southern Miss
- A11 T.J. Rich, Memphis
- A18 Michael Ratterree, Rice
- A25 D.J. Hicks, UCF
- M2 Gray Stafford, Marshall
- M9 Michael Ratterree, Rice
- M16 Beau Taylor, UCF
- M22 Jack Reinheimer, East Carolina

PITCHER OF THE WEEK

- F21 Matthew Reckling, Rice
- F28 Dan Langfield, Memphis
- M7 Seth Maness, East Carolina
- Austin Kubitzka, Rice
- M14 Arik Sikula, Marshall
- Conrad Flynn, Tulane
- M21 Kevin Brandt, East Carolina
- M28 Geoffrey Thomas, Southern Miss
- A4 Dillon Napoleon, UAB

- A11 Sam Moll, Memphis
- Ryan Woolley, UAB
- A18 John Simms, Rice
- A25 Jordan Lewis, Houston
- M2 Jonathan Thompson, Southern Miss
- Ben Bullard, UAB
- M9 Josh Thomas, Southern Miss
- M16 Zach Woods, East Carolina
- M22 Austin Kubitzka, Rice

2010

HITTER OF THE WEEK

- F22 Beau Taylor, UCF
- M1 Corey Thompson, East Carolina
- M8 Cam Freeman, East Carolina
- John Frost, UAB
- M15 Victor Gomez, Marshall
- Anthony Rendon, Rice
- M22 Tyler Huelsing, Memphis
- Rob Segedin, Tulane
- M29 Dustin Harrington, East Carolina
- A5 Tyler Huelsing, Memphis
- A12 Jeremy Rathjen, Rice
- A19 Anthony Rendon, Rice
- A26 Kurt Lipton, Marshall
- MY3 Dillon Day, Southern Miss
- MY10 Rick Hague, Rice
- MY17 Anthony Rendon, Rice
- B.A. Vollmuth, Southern Miss
- MY23 Darnell Sweeney, UCF

PITCHER OF THE WEEK

- F22 Todd McInnis, Southern Miss
- M1 Conrad Flynn, Tulane
- M8 Michael Goodnight, Houston
- M15 Scott Copeland, Southern Miss
- M22 Ryan Fraser, Memphis
- M29 Brennon Martin, Memphis
- A5 Zach Woods, East Carolina
- Taylor Wall, Rice
- A12 Kevin Brandt, East Carolina
- A19 Ryan Fraser, Memphis
- A26 Matt Petiton, Tulane
- MY3 Seth Maness, East Carolina
- MY10 Todd McInnis, Southern Miss
- MY17 Ryan Fraser, Memphis
- MY23 Mike Ojala, Rice
- Todd McInnis, Southern Miss

2009

HITTER OF THE WEEK

- F23 Stephen Batts, East Carolina
- M2 Bo Davis, Southern Miss
- M9 Stephen Batts, East Carolina
- M16 Digger Towe, UAB
- M23 Kyle Roller, East Carolina
- M30 Brian Dozier, Southern Miss
- Luke Stewart, UAB
- A6 Chris Wallace, Houston
- A13 Drew Allain, Tulane
- A20 Victor Gomez, Marshall
- A27 Shane Brown, UCF
- MY4 Chad Mazingo, Rice
- MY11 Jacob Wilson, Memphis
- MY17 Digger Towe, UAB

PITCHER OF THE WEEK

- F23 Heith Hatfield, Memphis
- M2 Ryan Berry, Rice
- M9 Ryan Berry, Rice
- M16 Ryan Berry, Rice
- M23 Donnie Joseph, Houston
- M30 Brad Mincey, East Carolina
- A6 Chris Hester, Southern Miss
- A13 Seth Maness, East Carolina
- A20 Kyle Roberson, UAB
- A27 Kevin Brandt, East Carolina
- M4 Jonathan Garrett, Tulane
- M11 Todd McInnis, Southern Miss
- Caleb Graham, UCF
- M17 Seth Maness, East Carolina

2008

HITTER OF THE WEEK

- F25 Dwayne Bailey, UCF
- M3 Trey Wiedman, Memphis
- Diego Seastrunk, Rice
- M10 Ryan Wood, East Carolina
- M17 Nate Lape, Marshall
- M24 Rick Hague, Rice
- M31 Bryan Pounds, Houston
- Cody McMurry, UAB
- A7 Corey Kemp, East Carolina
- A14 Diego Seastrunk, Rice
- Phil Bell, UAB
- A21 Adam Zornes, Rice
- Rob Segedin, Tulane
- A28 Victor Gomez, Marshall
- MY5 James Ewing, Southern Miss
- MY2 Aaron Luna, Rice
- MY19 Bryan Tully, Houston
- Ryan Keedy, UAB

PITCHER OF THE WEEK

- F25 Matt Langwell, Rice
- M3 Barry Bowden, Southern Miss
- M10 Shooter Hunt, Tulane
- M17 Shooter Hunt, Tulane
- M24 Barry Bowden, Southern Miss
- M31 Barry Bowden, Southern Miss
- A7 Ryan Berry, Rice
- A14 Matt Petiton, Tulane
- A21 John Touchton, Houston
- A28 Stihl Sowers, East Carolina
- MY5 Chase Dempsay, Houston
- MY12 Shooter Hunt, Tulane
- MY19 Kyle Roberson, UAB

2007

HITTER OF THE WEEK

- F12 Jimmy Cesario, Houston
- F19 Brendan Murphy, Marshall
- F26 Aaron Luna, Rice
- M5 Bill Moss, Memphis
- Nate Simon, Tulane
- M12 Kiko Vazquez, UCF
- M19 Tyson Auer, UCF
- M26 Harrison Eldridge, East Carolina
- A2 Bill Moss, Memphis
- A9 Michael Murray, Memphis
- A16 Jess Buenger, Rice
- A23 Tommy Johnson, Marshall
- A30 Matt Horwath, UCF
- MY7 Michael Ewing, Southern Miss
- MY14 Ryan Lormand, Houston
- Ryan Keedy, UAB
- MY21 Aaron Luna, Rice

PITCHER OF THE WEEK

- F12 Ryan Berry, Rice
- F19 Sean Morgan, Tulane
- F26 Ryan Belanger, Southern Miss
- M5 David Clark, Southern Miss
- M12 T.J. Hose, East Carolina
- Todd McInnis, Southern Miss
- M19 Sean Morgan, Tulane
- M26 Wes Musick, Houston
- A2 Ben Grisham, Memphis
- A9 Ryan Berry, Rice
- A16 Kyle Sweat, UCF
- A23 Aaron Brown, Houston
- A30 Barry Bowden, Southern Miss
- MY7 T.J. Hose, East Carolina
- MY14 Ryan Berry, Rice
- MY21 Ryan Belanger, Southern Miss

2006

HITTER OF THE WEEK

- F13 Aaron Luna, Rice
- F20 Brad Emaus, Tulane
- F27 Jake Smith, East Carolina
- M6 Brendan Murphy, Marshall
- Josh Rodriguez, Rice



M13 Marc Maddox, Southern Miss
Zac Ward, UAB
M20 Dave DiNatale, UCF
M27 Adam Amar, Memphis
A3 Tyson Auer, UCF
A10 Matt Weston, Houston
A17 Matt Weston, Houston
Adam Zornes, Rice
A24 Brandon Henderson, East Carolina
MY1 Toddric Johnson, Southern Miss
Mark Hamilton, Tulane
MY8 Warren McFadden, Tulane
MY15 Joe Savery, Rice
MY22 Adam Amar, Memphis
Brian Friday, Rice

PITCHER OF THE WEEK

F13 Brad Lincoln, Houston
Billy Mohl, Tulane
F20 Eddie Degerman, Rice
F27 Scott McGregor, Memphis
M6 Brad Lincoln, Houston
M13 Eddie Degerman, Rice
M20 Daniel Best, Southern Miss
M27 Brad Lincoln, Houston
Cliff Russum, Southern Miss
A3 Brody Taylor, East Carolina
A10 Tim Bascom, UCF
A17 Sean Morgan, Tulane
A24 Sean Morgan, Tulane
MY1 Cliff Russum, Southern Miss
MY8 Ricky Hargrove, Houston
MY15 Brad Lincoln, Houston
MY22 Bryce Cox, Rice

2005

HITTER OF THE WEEK

F14 Shelby Ford, TCU
F21 Jon DeLuca, Cincinnati
F28 Ryan Martin, Memphis
M7 Kris Rochelle, Charlotte
M14 Nathan McCorkle, UAB
M21 J.T. LaFountain, Louisville
Nathan Southard, Tulane
M28 Marc Maddox, Southern Miss
A4 Chris Taylor, Charlotte
A11 Keith Conlon, TCU
A18 Matt McGuirk, TCU
A25 Scott Peden, Saint Louis
MY2 Tommy Manzella, Tulane
MY9 Trey Sutton, Southern Miss
MY16 Logan Parker, Cincinnati
Marc Maddox, Southern Miss

PITCHER OF THE WEEK

F14 Brian Bogusevic, Tulane
F21 Mike Flye, East Carolina
F28 Brian Bogusevic, Tulane
Casey Hudspeth, USF
M7 Jeff Ostrander, East Carolina
M14 Lance Broadway, TCU
M21 Matt Farrington, Houston
M28 Ricky Brooks, East Carolina
A4 Mike Cashion, Southern Miss
Micah Owings, Tulane
A11 Matt Farrington, Houston
J.R. Crowel, Tulane
A18 Ryan Bird, Saint Louis
Patrick Ezell, Southern Miss
A25 Ricky Brooks, East Carolina
MY2 Lance Broadway, TCU
Billy Mohl, Tulane
MY9 Brad Lincoln, Houston
MY16 Lance Broadway, TCU

2004

HITTER OF THE WEEK

F16 Brett Cooley, Houston
F23 Matt Shepherd, Southern Miss
Sam Clark, UAB
M1 Ryan Jones, East Carolina
M8 Ryan Frith, Southern Miss
M15 Marc Maddox, Southern Miss

M22 Chad Huffman, TCU
Matt Barket, Tulane
M29 Jarrett Hoffpauir, Southern Miss
A5 Trevor Lawhorn, East Carolina
A12 Ryan Norwood, East Carolina
Carlos Velasquez, Southern Miss
A19 Jamie Paige, East Carolina
Daniel Hill, UAB
A26 Tommy Manzella, Tulane
MY3 Ryan Jones, East Carolina
MY10 Daniel Hill, UAB
MY17 Rob Johnson, Houston
Brian Bogusevic, Tulane
MY23 Ryan McKinnon, Louisville

PITCHER OF THE WEEK

F16 Greg Bunn, East Carolina
F23 Chase Lirette, USF
M1 Derek Hankins, Memphis
M8 Brett Cooley, Houston
M15 Cliff Russum, Southern Miss
M22 Casey Hudspeth, USF
M29 Clayton Jerome, TCU
A5 Derek Hankins, Memphis
A12 Brian Bogusevic, Tulane
A19 Dave Guntorius, Saint Louis
A26 Chad Underwood, TCU
MY3 Derek Hankins, Memphis
MY10 Matt Varner, Houston
MY17 Kyle Schmidt, USF
MY23 Greg Bunn, East Carolina

2003

HITTER OF THE WEEK

F10 Jonny Kaplan, Tulane
F17 Mike Settle, TCU
Kyle Leon, UAB
F24 Devin Ivany, USF
Brad Willcutt, Southern Miss
M3 Jeff Cook, Southern Miss
M10 Brian Bogusevic, Tulane
M17 Morgan Bojorquez, Louisville
M24 Michael Aubrey, Tulane
M31 Randall Poplin, Charlotte
A7 Jeff Cook, Southern Miss
A14 Travis Brown, USF
A21 Jeff Cook, Southern Miss
Justin Hatcher, TCU
A28 Cole Bruce, Houston
MY5 Jonny Kaplan, Tulane
MY12 Ryan Norwood, East Carolina
Jared Lundeen, TCU
MY19 Jeff Cook, Southern Miss
Chris Meeks, TCU

PITCHER OF THE WEEK

F10 Nate Bouldin, Cincinnati
F17 David Austen, USF
F24 Clayton Jerome, TCU
M3 Brad Sullivan, Houston
Cody Cillo, UAB
M10 Scott Barber, Louisville
M17 Brad Sullivan, Houston
Scott Barber, Louisville
M24 Zachary Treadway, Charlotte
Clayton Jerome, TCU
M31 Davey Penny, East Carolina
A7 Jarrett Grube, Memphis
A14 Clayton Jerome, TCU
A21 Brian Henderson, Houston
Travis Rios, USF
A28 Brad Sullivan, Houston
Clayton Jerome, TCU
MY5 Glenn Tucker, East Carolina
MY12 Jarrett Grube, Memphis
MY19 Lucas Trotter, UAB

2002

HITTER OF THE WEEK

F11 Chris Snyder, Houston
F18 Brad Dorrman, Cincinnati
Bryant Ward, East Carolina
F25 Jesse Crain, Houston

M4 Jeff Cook, Southern Miss
M11 Mark Jurich, Louisville
M18 Brad Lamm, Charlotte
J.T. LaFountain, Louisville
M25 Paul Cookman, Memphis
A1 Walter Olmstead, TCU
A8 Darryl Lawhorn, East Carolina
A15 Brett Cooley, Houston
A22 Myron Leslie, USF
A29 Nate Fish, Cincinnati
Clint Stoy, Southern Miss
MY6 Morgan Bojorquez, Louisville
MY13 James Jurries, Tulane
MY19 Mike Barclay, USF

PITCHER OF THE WEEK

F11 Kyle Shoemaker, TCU
F18 John Gorham, USF
F25 Mike Tisdale, Louisville
Stephen Castleman, Southern Miss
M4 Sam Narron, East Carolina
M11 Shea Douglas, Southern Miss
M18 Corey Lawson, Saint Louis
M25 Brad Sullivan, Houston
Shea Douglas, Southern Miss
A1 Jesse Crain, Houston
A8 Nick Bourgeois, Tulane
Corey Lawson, Saint Louis
A15 Brad Sullivan, Houston
Clayton Jerome, TCU
A22 Joey Charron, Tulane
A29 Jon Burgett, UAB
MY6 John Maine, Charlotte
MY13 Kyle Shoemaker, TCU
MY19 Brad Sullivan, Houston

2001

HITTER OF THE WEEK

F12 Jake Gautreau, Tulane
F19 Darren Welch, Southern Miss
F26 Josh Snook, Houston
M5 Kevin Youkilis, Cincinnati
M12 Mike Orrico, Saint Louis
Michael Aubrey, Tulane
M19 Daniel Ugglia, Memphis
M26 Matt Groff, Tulane
A2 George Sandel, Charlotte
A9 Daniel Boyd, USF
A16 Andy Cannizaro, Tulane
A23 Jake Gautreau, Tulane
A30 Chris Hamblen, Cincinnati
MY7 Hyung Cho, Houston
MY14 Barrett Smith, Memphis

PITCHER OF THE WEEK

F12 John Gorham, USF
F19 Mike Tisdale, Louisville
F26 Shea Douglas, Southern Miss
M5 John Maine, Charlotte
John Vigue, USF
M12 Mike Tisdale, Louisville
M19 Austin Faught, Houston
M26 Ben Hutton, Saint Louis
A2 Ben Hutton, Saint Louis
A9 Austin Faught, Houston
A16 Jason Wiedmeyer, Memphis
A23 Andre Parks, UAB
A30 B.J. Borsa, Cincinnati
MY7 Barth Melius, Tulane
Andre Parks, UAB
MY14 Matt Johnson, Charlotte

2000

HITTER OF THE WEEK

F14 Chris Cuccia, USF
F21 Brian Bowman, Charlotte
F28 Tyson Schweitzer, Houston
M6 John McLaughlin, Saint Louis
M13 Brent Laircey, UAB
M20 Jarrod Bitter, Houston
M27 Kevin Youkilis, Cincinnati
A3 Jake Gautreau, Tulane
A10 Dusty Haley, Southern Miss





A17 Jim Bredenkoetter, Saint Louis
 A24 Daniel Boyd, USF
 MY1 Josh Hoffpauir, Southern Miss
 James Jurries, Tulane
 MY8 Kris Wilken, Houston
 Mike Taylor, Charlotte
 MY15 Brent Laircey, UAB

PITCHER OF THE WEEK

F14 Shane Nance, Houston
 F21 Brandon Belanger, Tulane
 F28 Kyle Crowell, Houston
 Brannon Hamby, Charlotte
 M6 Jared Berkowitz, Tulane
 M13 Kyle Crowell, Houston
 M20 Jared Berkowitz, Tulane
 Zach Placzek, Saint Louis
 M27 Chad Rogers, Southern Miss
 A3 Kyle Crowell, Houston
 A10 John Vigue, USF
 Jared Berkowitz, Tulane
 A17 Kyle Crowell, Houston
 A24 Shea Douglas, Southern Miss
 MY1 Duncan McAdoo, Houston
 MY8 Lee Jolly, UAB
 MY15 Ryan Baker, Charlotte
 Shane Nance, Houston

1999**HITTER OF THE WEEK**

F15 Brandon Caraway, Houston
 F22 Craig Tewes, Cincinnati
 M1 James McAuley, Louisville
 M8 Doug Lorenz, Louisville
 M15 Jason Wood, Saint Louis
 M22 Jason Sparks, Tulane
 M29 James Jurries, Tulane
 A5 Jarrod Bitter, Houston
 A12 Dusty Haley, Southern Miss
 A19 Chad Sutter, Tulane
 A26 J.P. Woodward, Houston
 MY3 Mike Eylward, USF
 MY10 Anthony Snowell, Cincinnati
 MY17 James McAuley, Louisville

PITCHER OF THE WEEK

F15 Bryan Moore, Houston
 F22 Scott Glaser, USF
 M1 Craig House, Memphis
 M8 Josh Stewart, Memphis
 M15 Kyle Crowell, Houston
 M22 Jason Stanford, Charlotte
 M29 Brian Bentley, Louisville
 A5 John McKay, Charlotte
 A12 Shane Nance, Houston
 A19 Jared Berkowitz, Tulane
 A26 Henry Bonilla, Tulane
 MY3 Duncan McAdoo, Houston
 MY10 Josh Stewart, Memphis
 MY17 Joey List, Cincinnati
 Jonathan Estes, Saint Louis

1998**HITTER OF THE WEEK**

F16 Craig Tewes, Cincinnati
 F23 Jeremy Albritton, Southern Miss
 M2 Craig House, Memphis
 M9 Cliff Wren, Southern Miss
 M16 Jeremy Schied, Southern Miss
 M23 Shayne Carnes, UAB
 M30 Bo Robinson, Charlotte
 A6 Bo Robinson, Charlotte
 A13 Jason Sparks, Tulane
 A20 Matt Singer, Cincinnati
 A27 Mike Medrano, Houston
 MY4 Mickey McKee, Tulane
 MY11 Shayne Carnes, UAB

PITCHER OF THE WEEK

F16 Paul Poplin, Charlotte
 F23 Jon McDonald, Houston
 M2 Craig House, Memphis
 M9 Josh Bobbitt, Tulane

M16 Michael Schaeffer, Saint Louis
 M23 Shane Nance, Houston
 M30 Jon McDonald, Houston
 A6 Drew Johnson, Southern Miss
 A13 Roy Tippett, Saint Louis
 A20 Jason Stanford, Charlotte
 A27 Shane Nance, Houston
 MY4 Shane Nance, Houston
 MY11 Craig Boroski, UAB

1997**HITTER OF THE WEEK**

M10 Jeremy Albritton, Southern Miss
 M17 Jeremy Schied, Southern Miss
 M24 Dustin Carr, Houston
 M31 Geoffrey Tomlinson, Houston
 A7 Kyle Logan, Southern Miss
 A14 Cliff Wren, Southern Miss
 A21 Craig Brown, Tulane
 A28 Dan Harness, UAB
 MY5 Jason Dellaero, USF
 MY12 Jorge DeLeon, USF

PITCHER OF THE WEEK

M10 Jason Navarro, Tulane
 M17 David Sonson, Louisville
 M24 Mark Gray, UAB
 M31 Brannon Player, Charlotte
 A7 Mick Portell, Saint Louis
 A14 Scott Glaser, USF
 A21 Ryan Baker, Charlotte
 A28 Jason Navarro, Tulane
 MY5 Jason Navarro, Tulane
 MY12 Heath Cantrelle, Southern Miss

1996**HITTER OF THE WEEK**

M11 Joey Anderson, Charlotte
 M18 Jason Hill, Charlotte
 M25 Cliff Wren, Southern Miss
 A1 B.J. Huff, UAB
 A8 Ross Gload, USF
 A15 Chad Sutter, Tulane
 A22 Jason Dellaero, USF
 A29 Chris Heintz, USF
 MY5 Tony Hausladen, Saint Louis
 MY12 Keith Graffagnini, Tulane

PITCHER OF THE WEEK

M11 Scott Glaser, USF
 M18 Reggie Wheat, Southern Miss
 M25 Scott Williamson, Tulane
 A1 Chad Bradford, Southern Miss
 A8 Brian Kern, Saint Louis
 A15 Jason Navarro, Tulane
 A22 Jack Cressend, Tulane
 A29 Jesse Summey, Charlotte
 MY5 John Bale, Southern Miss
 MY12 Reggie Wheat, Southern Miss

C-USA ALL-ACADEMIC TEAM**2012**

Drew Reynolds, East Carolina
 Jared Ray, Houston
 Ethan Gross, Memphis
 Dan Langfield, Memphis
 Sam Moll, Memphis
 Jeremy Rathjen, Rice
 Matthew Reckling, Rice
 Michael Sterling, Southern Miss
 Brandon Boudreaux, Tulane
 Jeremy Schaffer, Tulane
 Keith DePew, UAB
 Ryan Nance, UAB

2011

Austin Homan, East Carolina
 Matt Creel, Houston
 Kyle Blank, Marshall
 Arik Sikula, Marshall
 Phillip Chapman, Memphis
 Chad Zurcher, Memphis

Marc Bourgeois, Southern Miss
 Adam Doleac, Southern Miss
 Todd McInnis, Southern Miss
 Bowen Woodson, Tulane
 Keith DePew, UAB
 Ryan Woolley, UAB
 Derek Luciano, UCF

2010

Jared Avchen, East Carolina
 Seth Maness, East Carolina
 Matt Creel, Houston
 Kyle Blank, Marshall
 Arik Sikula, Marshall
 Ryan Fraser, Memphis
 Brennon Martin, Memphis
 Chad Zurcher, Memphis
 Jimmy Comerota, Rice
 Jeremy Rathjen, Rice
 Todd McInnis, Southern Miss
 Taylor Walker, Southern Miss
 Rob Segedin, Tulane

2009

Brandon Henderson, East Carolina
 Drew Schieber, East Carolina
 Blake Kelso, Houston
 Andrew Blain, Marshall
 Brennon Martin, Memphis
 Jimmy Comerota, Rice
 James Ewing, Southern Miss
 Jonathan Garrett, Tulane
 Nick Crawford, UAB
 James Oliver, UAB
 Kiko Vazquez UCF

2008

Corey Kemp, East Carolina
 Jimmy Cesario, Houston
 Zak Presley, Houston
 Neil Schenk, Memphis
 Trey Wiedman, Memphis
 Jimmy Comerota, Rice
 Chris Kelley, Rice
 Cole St.Clair, Rice
 James Ewing, Southern Miss
 Todd McInnis, Southern Miss
 Trey Sutton, Southern Miss
 James Oliver, UAB
 Colin Arnold, UCF
 Mitch Houck, UCF

2007

Jimmy Cesario, Houston
 Josh Stirneman, Houston
 Ben Grisham, Memphis
 Michael Murray, Memphis
 Brian Friday, Rice
 Danny Lehmann, Rice
 Ryne Tacker, Rice
 Patrick Ezell, Southern Miss
 Trey Sutton, Southern Miss
 Matt Horwath, UCF
 Kiko Vasquez, UCF



NATIONAL PLAYERS OF THE WEEK

2012 COLLEGIATE BASEBALL/LOUISVILLE SLUGGER

Mar. 19 Matthew Reckling, Rice
 Mar. 19 Ben Bullard, UAB
 May 21 Tyler Duffey, Rice
NCBWA
 Apr. 9 Sam Moll, Memphis
 May 21 Tyler Duffey, Rice

2011 PRO-LINE ATHLETIC/NCBWA

A18 John Simms, Rice
COLLEGIATE BASEBALL
 A25 D.J. Hicks, UCF

2010 COLLEGIATE BASEBALL/LOUISVILLE SLUGGER

M22 Devin Harris, East Carolina
 A5 Zach Woods, East Carolina
 MY17 B.A. Vollmuth, Southern Miss
 Anthony Rendon, Rice
 MY24 Darnell Sweeney, UCF
PRO-LINE ATHLETIC/NCBWA
 M8 Michael Goodnight, Houston
 MY24 Darnell Sweeney, UCF

2009 PRO-LINE CAP/NCBWA

M3 Ryan Berry, Rice
 M17 Digger Towe, UAB
 M24 Kyle Roller, East Carolina
 A27 Shane Brown, UCF
COLLEGIATE BASEBALL
 M2 Ryan Berry, Rice
 M16 Ryan Berry, Rice
 A27 Shane Brown, UCF

2008 PRO-LINE CAP/NCBWA

M3 Barry Bowden, Southern Miss
COLLEGIATE BASEBALL
 M3 Barry Bowden, Southern Miss
 M17 Nate Lape, Marshall

2007 PRO-LINE CAP/NCBWA

A9 Ryan Berry, Rice
 MY1 Matt Horwath, UCF
 MY22 Ryan Belanger, Southern Miss

2006 PRO-LINE CAP/NCBWA

F13 Aaron Luna, Rice
 M20 Daniel Best, Southern Miss
 M16 Brad Lincoln, Houston
COLLEGIATE BASEBALL
 M13 Marc Maddox, Southern Miss
 A10 Matt Weston, Houston
 MY22 Brian Friday, Rice

2005 PRO-LINE CAP/NCBWA

M1 Derek Hankins, Memphis
 F15 Brian Bogusevic, Tulane
 M15 Lance Broadway, TCU
 A26 Ricky Brooks, East Carolina
 MY10 Brad Lincoln, Houston
 MY24 Lance Broadway, TCU
COLLEGIATE BASEBALL
 F14 Brian Bogusevic, Tulane
 M7 Micah Owings, Tulane
 A25 Ricky Brooks, East Carolina
 MY2 J.R. Crowel/Billy Mohl/Daniel Latham, Tulane

2004 NATIONAL COLLEGIATE BASEBALL WRITERS ASSOCIATION

M1 Derek Hankins, Memphis
 M8 Ryan Frith, Southern Miss
 M15 Cliff Russum, Southern Miss
 A12 Brian Bogusevic, Tulane
 MY25 Greg Bunn, East Carolina
COLLEGIATE BASEBALL
 M1 Derek Hankins, Memphis
 M15 Cliff Russum, Southern Miss
 MY17 Brian Bogusevic, Tulane

2003 NATIONAL COLLEGIATE BASEBALL WRITERS ASSOCIATION

F11 Jonny Kaplan, Tulane
 M4 Jeff Cook, Southern Miss
 M25 Michael Aubrey, Tulane
COLLEGIATE BASEBALL
 M3 Lucas Trotter, UAB
 A21 Brad Sullivan, Houston

2002 NATIONAL COLLEGIATE BASEBALL WRITERS ASSOCIATION

F25 Jesse Crain, Houston
 M4 Jeff Cook, Southern Miss
 M25 Brad Sullivan, Houston
COLLEGIATE BASEBALL
 F25 Jesse Crain, Houston
 M4 Jeff Cook, Southern Miss
 M11 Mark Jurich, Louisville
 M25 Brad Sullivan, Houston
 A15 Brad Sullivan, Houston
BASEBALL WEEKLY
 A16 Joe List, Cincinnati

2001 NATIONAL COLLEGIATE BASEBALL WRITERS ASSOCIATION

M20 Daniel Ugglia, Memphis
 A22 Jake Gautreau, Tulane
COLLEGIATE BASEBALL
 A22 Jake Gautreau, Tulane

1999 COLLEGIATE BASEBALL

M1 Craig House, Memphis
 M22 Jason Sparks, Tulane
 MY3 Mike Eylward, USF

1998 COLLEGIATE BASEBALL

F16 Jason Hill, Charlotte
 M2 Craig House, Memphis
 M9 Josh Bobbitt, Tulane
 M23 Shayne Carnes, UAB
 A20 Jason Stanford, Charlotte

SPORTING NEWS

A27 Shane Nance, Houston

1997 COLLEGIATE BASEBALL

M17 James Matan, Charlotte
 M31 Brannon Player, Charlotte
 A14 Cliff Wren, Southern Miss
 MY5 Chad Harville, Memphis

ALL-AMERICANS

2012 BASEBALL AMERICA

Second Team
 1B D.J. Hicks UCF

COLLEGIATE BASEBALL

Second Team
 RHP Matthew Reckling Rice
THIRD TEAM
 3B Jacob Wilson Memphis

COLLEGE BASEBALL INSIDER

Honorable Mention
 1B D.J. Hicks UCF
 3B Jacob Wilson Memphis
 UT J.T. Chargois Rice
 RHP Matthew Reckling Rice
 LHP Joe Rogers UCF

NCBWA

Third Team
 RHP Matthew Reckling Rice

PERFECT GAME

Third Team
 UT J.T. Chargois Rice

FRESHMAN ALL-AMERICANS

BASEBALL AMERICA

First Team
 RHP Austin Kubitz Rice
Second Team
 C Jared Bales Southern Miss

COLLEGIATE BASEBALL

All-American Team
 RHP Austin Kubitz Rice
 RHP Alex Facundus Tulane
 C Jared Bales Southern Miss

PERFECT GAME

All-American Team
 RHP Austin Kubitz Rice
 C Jared Bales Southern Miss

2011

ABCA

Third Team
 SS Chad Zurcher Memphis
 DH Anthony Rendon Rice

Baseball America

Third Team
 3B Anthony Rendon Rice
 SS Chad Zurcher Memphis

Collegiate Baseball

Second Team
 DH Anthony Rendon Rice
Third Team
 SS Chad Zurcher Memphis
 RHP Todd McInnis Southern Miss

NCBWA

Second Team
 DH Anthony Rendon Rice
Third Team
 SS Chad Zurcher Memphis
 LHP Tony Cingrani Rice
 DH D.J. Hicks UCF

College Baseball Lineup

Third Team
 SS Chad Zurcher Memphis

FRESHMAN ALL-AMERICANS

BASEBALL AMERICA

First Team
 RHP Austin Kubitz Rice





Second Team
 RHP Alex Facundus Tulane
 C Jared Bales Southern Miss

COLLEGIATE BASEBALL

All-American Team
 RHP Austin Kubitzza Rice
 RHP Alex Facundus Tulane
 C Jared Bales Southern Miss

Perfect Game

All-American Team
 3B Chris Taladay UCF
 OF Blake Crohan Tulane

ESPN the Magazine Academic All-Americans

Third Team
 Chad Zurcher, Memphis
 Marc Bourgeois, Southern Miss

2010

ABCA

NATIONAL PLAYER OF THE YEAR

3B Anthony Rendon, Rice

First Team

3B Anthony Rendon, Rice

BASEBALL AMERICA

NATIONAL PLAYER OF THE YEAR

3B Anthony Rendon, Rice

First Team

3B Anthony Rendon, Rice

OF Chris Duffy, UCF

COLLEGIATE BASEBALL

Second Team
 3B Anthony Rendon, Rice
 OF Chris Duffy, UCF
Third Team
 P Scott Copeland, Southern Miss
 OF Shane Brown, UCF

NCBWA

DICK HOWSER TROPHY WINNER

3B Anthony Rendon, Rice

First Team

3B Anthony Rendon, Rice

OF Chris Duffy, UCF

Third Team

SS B.A. Vollmuth, Southern Miss

3B Rob Segedin, UCF

PING! BASEBALL

First Team
 3B Anthony Rendon, Rice
 OF Chris Duffy, UCF

Second Team

SS B.A. Vollmuth, Southern Miss

3B Rob Segedin, UCF

Third Team

OF Shane Brown, UCF

YAHOO! SPORTS

First Team
 3B Anthony Rendon, Rice
 OF Chris Duffy, UCF

FRESHMAN ALL-AMERICANS

COLLEGIATE BASEBALL

All-American Team
 2B Michael Ratterree, Rice
 3B Chris Taladay, UCF
 C/DH Ryan Breen, UCF
 LHP Joe Rogers, UCF

PING! BASEBALL

Third Team
 3B Chris Taladay, UCF
 OF Blake Crohan, Tulane

2009

ABCA

First Team
 DH Kyle Roller, East Carolina

Third Team
 2B Ryan Wood, East Carolina

BASEBALL AMERICA

First Team
 3B Anthony Rendon, Rice

Second Team
 2B Ryan Wood, East Carolina

COLLEGIATE BASEBALL

Third Team
 2B Ryan Wood, East Carolina
 3B Anthony Rendon, Rice

NCBWA

Second Team
 2B Ryan Wood, East Carolina
 3B Anthony Rendon, Rice

Third Team
 OF Bo Davis, Southern Miss

PING! BASEBALL

First Team
 2B Ryan Wood, East Carolina
 DH Kyle Roller, East Carolina

RHP Ryan Berry, Rice

Second Team
 LHP Donnie Joseph, Houston

Third Team
 3B Anthony Rendon, Rice

Honorable Mention

RHP Todd McInnis, Southern Miss

FRESHMAN ALL-AMERICANS

BASEBALL AMERICA

NATIONAL FRESHMAN OF THE YEAR

3B Anthony Rendon, Rice

First Team

C Jeremy Schaffer, Tulane

3B Anthony Rendon, Rice

Second Team

OF Kameron Brunty, Southern Miss

COLLEGIATE BASEBALL

National Freshman of the Year

3B Anthony Rendon, Rice

All-American Team

C Jeremy Schaffer, Tulane

C Beau Taylor, UCF

3B Anthony Rendon, Rice

OF Kameron Brunty, Southern Miss

LHP Kevin Brandt, East Carolina

NCBWA

First Team
 C Jeremy Schaffer, Tulane

3B Anthony Rendon, Rice

Second Team

OF Kameron Brunty, Southern Miss

PING! BASEBALL

First Team
 C Jeremy Schaffer, Tulane
 3B Anthony Rendon, Rice
 OF Kameron Brunty, Southern Miss

Third Team

C Beau Taylor, UCF

LHP Taylor Wall, Rice

LHP Kevin Brandt, East Carolina

2008

ABCA

Third Team
 LHP Cole St.Clair, Rice

Baseball America

Second Team
 C Corey Kemp, East Carolina

Third Team

RHP Barry Bowden, Southern Miss

RHP Shooter Hunt, Tulane

Collegiate Baseball

Second Team
 RHP Shooter Hunt, Tulane

Third Team
 1B Ryan Keedy, UAB
 RHP Seth Maness, East Carolina

NCBWA

First Team
 RHP Shooter Hunt, Tulane
 LHP Tyler Conn, Southern Miss

Third Team

C Corey Kemp, East Carolina

1B Ryan Keedy, UAB

PING! BASEBALL

First Team
 RHP Shooter Hunt, Tulane
 LHP Tyler Conn, Southern Miss

Second Team

RHP Barry Bowden, Southern Miss

Third Team

C Corey Kemp, East Carolina

Rivals.com

Second Team
 RHP Shooter Hunt, Tulane

FRESHMAN ALL-AMERICANS

Baseball America

First Team
 SS Rick Hague, Rice
 RHP Seth Maness, East Carolina
 RHP Chase Dempsay, Houston

Collegiate Baseball

SS Blake Kelso, Houston
 SS Rick Hague, Rice
 3B/RHP Rob Segedin, Tulane
 DH Victor Gomez, Marshall
 RHP Seth Maness, East Carolina
 RHP Chase Dempsay, Houston
 RHP Todd McInnis, Southern Miss

Ping! Baseball

First Team
 3B/RHP Rob Segedin, Tulane
 RHP Seth Maness, East Carolina
 LHP Matt Evers, Rice
Second Team
 SS Rick Hague, Rice
 RHP Chase Dempsay, Houston

Rivals.com

First Team
 RHP Seth Maness, East Carolina
 RHP Chase Dempsay, Houston

Second Team

SS Rick Hague, Rice

3B/P Rob Segedin, Tulane

LHP Matt Evers, Rice

2007

ABCA

First Team
 UT Joe Savery, Rice

Second Team

RHP Ryan Berry, Rice

Baseball America

First Team
 UT Joe Savery, Rice

Collegiate Baseball

First Team
 UT Joe Savery, Rice

Third Team

RHP Ryan Berry, Rice

RHP Ryne Tacker, Rice

NCBWA

First Team
 UT Joe Savery, Rice



Third Team
1B Trey Sutton, Southern Miss
DH Aaron Luna, Rice

Rivals.com

First Team
UT Joe Savery, Rice
Second Team
LHP Bobby Bramhall, Rice

FRESHMAN ALL-AMERICANS

Baseball America

First Team
RHP Ryan Berry, Rice
Second Team
RHP Wes Musick, Houston

Collegiate Baseball

RHP Ryan Berry, Rice
RHP Wes Musick, Houston
IF Diego Seastrunk, Rice

Rivals.com

First Team
RHP Ryan Berry, Rice
Second Team
RHP Wes Musick, Houston

ESPN the Magazine Academic All-Americans

First Team
Patrick Ezell, P, Southern Miss
Trey Sutton, 2B, Southern Miss
Second Team
Brian Friday, IF, Rice
Josh Stirneman, 1B, Houston
Third Team
Ryne Tacker, P, Rice

2006

ABCA

First Team
RHP Brad Lincoln, Houston
RHP Eddie Degerman, Rice
Second Team

LHP Cole St.Clair, Rice

Baseball America

First Team
RHP Brad Lincoln, Houston
RHP Eddie Degerman, Rice
LHP Cole St.Clair, Rice
1B Mark Hamilton, Tulane
SS Brian Friday, Rice
UT Brad Lincoln, Houston
Third Team
3B Josh Rodriguez, Rice

Collegiate Baseball

First Team
RHP Brad Lincoln, Houston
RHP Eddie Degerman, Rice
Second Team
C Jake Smith, East Carolina
Third Team
LHP Cole St.Clair, Rice
1B Mark Hamilton, Tulane
SS Brian Friday, Rice

College Baseball Foundation

First Team
RHP Brad Lincoln, Houston
RHP Eddie Degerman, Rice
SS Brian Friday, Rice
National Coach of the Year
Wayne Graham, Rice

NCBWA

District XII Player of the Year
RHP Brad Lincoln, Houston
First Team

RHP Brad Lincoln, Houston
RHP Eddie Degerman, Rice
LHP Cole St.Clair, Rice

Second Team

C Jake Smith, East Carolina
Third Team
3B Marc Maddox, Southern Miss
P/UT Joe Savery, Rice
RHP Daniel Best, Southern Miss

Rosenblatt Report

First Team
DH Mark Hamilton, Tulane
UT Brad Lincoln, Houston
RHP Eddie Degerman, Rice
LHP Cole St.Clair, Rice
Second Team
SS Brian Friday, Rice

FRESHMAN ALL-AMERICANS

Baseball America

C/P Luis Flores, Houston
OF Aaron Luna, Rice
OF Warren McFadden, Tulane

Collegiate Baseball

1B Michael Ewing, Southern Miss
SS Brian Dozier, Southern Miss
OF Aaron Luna, Rice
OF Warren McFadden, Tulane
OF Luke Adkins, Southern Miss
C/P Luis Flores, Houston

ESPN the Magazine Academic All-Americans

First Team
IF Marc Maddox, Southern Miss
RHP Eddie Degerman, Rice

2005

ABCA

First Team
RHP Lance Broadway, TCU
Second Team
SS Tommy Manzella, Tulane
Third Team
LHP Brian Bogusevic, Tulane

Baseball America

National Coach of the Year
Rick Jones, Tulane

First Team
RHP Lance Broadway, TCU
Third Team
UT Micah Owings, Tulane
LHP Brian Bogusevic, Tulane

USA TODAY/Sports Weekly

Second Team
RHP Lance Broadway, TCU

Collegiate Baseball

First Team
RHP Lance Broadway, TCU
LHP Brian Bogusevic, Tulane

Second Team

UT Micah Owings, Tulane

Third Team

C Brad Willcutt, Southern Miss

NCBWA

District XII Player of the Year
RHP Lance Broadway, TCU
First Team

RHP Lance Broadway, TCU
C Brad Willcutt, Southern Miss

Second Team

LHP Brian Bogusevic, Tulane

Third Team

RHP Daniel Best, Southern Miss

FRESHMAN ALL-AMERICANS

Baseball America

Second Team
C Andrew Walker, TCU
3B Brad Emaus, Tulane

Collegiate Baseball

C Andrew Walker, TCU
2B Trey Sutton, Southern Miss
3B Brad Emaus, Tulane
DH Matt McGuiirk, TCU

ESPN the Magazine Academic All-Americans

First Team
SS Tommy Manzella, Tulane

2004

ABCA

Second Team
OF Ryan Jones, East Carolina
UT Brian Bogusevic, Tulane
RHP Greg Bunn, East Carolina

Baseball America

Second Team
OF Ryan Jones, East Carolina
2B Jarrett Hoffpauir, Southern Miss
UT Brian Bogusevic, Tulane
USA TODAY/Sports Weekly

Second Team
2B Jarrett Hoffpauir, Southern Miss
OF Ryan Frith, Southern Miss

College Baseball Insider

First Team
2B Jarrett Hoffpauir, Southern Miss
OF Ryan Jones, East Carolina
RHP Austin Tubb, Southern Miss
Second Team
OF Ryan Frith, Southern Miss
RHP Greg Bunn, East Carolina

Honorable Mention

1B Ryan Norwood, East Carolina
UT Brian Bogusevic, Tulane
RHP Robbie Findlay, TCU

Collegiate Baseball

First Team
OF Ryan Jones, East Carolina
RHP Austin Tubb, Southern Miss
Second Team
OF Ryan Frith, Southern Miss
Third Team
1B Ryan Norwood, East Carolina
2B Trevor Lawhorn, East Carolina
2B Jarrett Hoffpauir, Southern Miss
SS Matt Shepherd, Southern Miss
RHP Greg Bunn, East Carolina

NCBWA

District IV Co-Player of the Year
OF Ryan Jones, East Carolina
First Team
OF Ryan Jones, East Carolina
2B Jarrett Hoffpauir, Southern Miss
RHP Austin Tubb, Southern Miss
Second Team
OF Ryan Frith, Southern Miss
RHP Greg Bunn, East Carolina
Third Team
OF Matt Barket, Tulane



FRESHMAN ALL-AMERICANS

Collegiate Baseball

First Team

SS German Duran, TCU
 3B Shelby Ford, TCU
 OF Chad Huffman, TCU
 RHP Shane Mathews, East Carolina
 RHP Patrick Ezell, Southern Miss
 RHP Casey Hudspeth, USF

2003

ABCA

First Team

RHP Ryan Wagner, Houston
 1B Michael Aubrey, Tulane
 OF Clint King, Southern Miss
 Third Team
 OF Jeff Cook, Southern Miss

Baseball America

First Team

RHP Ryan Wagner, Houston
 1B Michael Aubrey, Tulane
 Third Team
 OF Clint King, Southern Miss
 OF Jeff Cook, Southern Miss

USA TODAY/Sports Weekly

First Team

RHP Ryan Wagner, Houston
 OF Jeff Cook, Southern Miss
 OF Clint King, Southern Miss
 Second Team
 1B Michael Aubrey, Tulane

Collegiate Baseball

First Team

RHP Ryan Wagner, Houston
 Second Team
 1B Michael Aubrey, Tulane
 Third Team
 RHP Clayton Jerome, TCU
 OF Jeff Cook, Southern Miss
 OF Clint King, Southern Miss

NCBWA

District XII Co-Player of the Year

1B Michael Aubrey, Tulane
 First Team
 OF Clint King, Southern Miss
 Second Team
 1B Michael Aubrey, Tulane
 OF Jeff Cook, Southern Miss
 Third Team
 RHP Ryan Wagner, Houston
 RHP Austin Tubb, Southern Miss

FRESHMAN ALL-AMERICANS

Baseball America

Second Team

LHP J.R. Crowel, Tulane
 UT Brian Bogusevic, Tulane

Collegiate Baseball

First Team

1B Marc Maddox, Southern Miss
 LHP J.R. Crowel, Tulane
 UT Brian Bogusevic, Tulane

2002

ABCA

First Team

RHP Brad Sullivan, Houston
 Second Team
 OF Terry Trofholz, TCU
 UT Jesse Crain, Houston

Baseball America

First Team

RHP Brad Sullivan, Houston
 UT Jesse Crain, Houston
 Second Team
 C Chris Snyder, Houston
 UT Darryl Lawhorn, East Carolina
 Third Team
 2B James Jurries, Tulane

Baseball Weekly

First Team

RHP Brad Sullivan, Houston
 UT Jesse Crain, Houston
 Second Team
 OF Terry Trofholz, TCU

Collegiate Baseball

First Team

RHP Brad Sullivan, Houston
 Second Team
 2B James Jurries, Tulane

NCBWA

District XII Co-Player of the Year

2B James Jurries, Tulane
 First Team
 RHP Brad Sullivan, Houston
 Second Team
 2B James Jurries, Tulane
 OF Terry Trofholz, TCU
 UT Jesse Crain, Houston
 Third Team
 C Chris Snyder, Houston
 OF Mark Jurich, Louisville
 UT Darryl Lawhorn, East Carolina

FRESHMAN ALL-AMERICANS

Baseball America

First Team

3B Jeff Baisley, USF
 UT Darryl Lawhorn, East Carolina
 Second Team
 C Devin Ivany, USF

Collegiate Baseball

Tri-National Freshman of the Year

UT Darryl Lawhorn, East Carolina
 First Team
 LHP Zach Jackson, Louisville
 RHP Greg Bunn, East Carolina
 RHP Cliff Russum, Southern Miss
 C Brad Willcutt, Southern Miss
 2B Jarrett Hoffpauir, Southern Miss
 SS Matt Shepherd, Southern Miss
 Honorable Mention
 OF Adam Willard, Charlotte
 P Kyle Markle, Cincinnati
 2B Stuart Musslewhite, Houston
 IF Brent Dlugach, Memphis
 3b Jeff Baisley, USF
 C Devin Ivany, USF
 OF Gerald Clark, Tulane

GTE Academic All-Americans

First Team

1B James Jurries, Tulane

2001

ABCA

First Team

3B Jake Gautreau, Tulane
 Second Team
 2B Daniel Uggla, Memphis

Baseball America

First Team

3B Jake Gautreau, Tulane
 Second Team
 3B Kevin Youkilis, Cincinnati
 Third Team
 2B Daniel Uggla, Memphis

Baseball Weekly

First Team

2B Daniel Uggla, Memphis
 3B Jake Gautreau, Tulane
 Second Team
 SS Andy Cannizaro, Tulane

Collegiate Baseball

Second Team

2B Daniel Uggla, Memphis
 SS Andy Cannizaro, Tulane
 3B Jake Gautreau, Tulane
 Third Team
 3B Kevin Youkilis, Cincinnati

NCBWA

District XII Player of the Year

3B Jake Gautreau, Tulane
 First Team
 3B Jake Gautreau, Tulane
 Second Team
 2B Daniel Uggla, Memphis
 Third Team
 3B Kevin Youkilis, Cincinnati

Sporting News

Second Team

RHP Kyle Crowell, Houston

FRESHMAN ALL-AMERICANS

Baseball America

National Freshman of the Year

UT Michael Aubrey, Tulane
 First Team
 2B Anthony Giarratano, Tulane
 UT Michael Aubrey, Tulane
 Second Team
 P Brad Sullivan, Houston

Baseball Weekly

First Team

3B Myron Leslie, USF
 P Brad Sullivan, Houston
 UT Michael Aubrey, Tulane

Collegiate Baseball

First Team

3B Myron Leslie, USF
 UT Michael Aubrey, Tulane
 Honorable Mention
 OF Thomas Bowker, Charlotte
 OF Michael Bourn, Houston
 3B Hyung Cho, Houston
 P Austin Faight, Houston
 P Gene Flores, Houston
 2B Anthony Giarratano, Tulane
 OF Mark Jurich, Louisville
 P Brad Sullivan, Houston
 P Jon Uhl, USF

Sporting News

National Freshman of the Year

UT Michael Aubrey, Tulane

GTE Academic All-Americans

Second Team

IB Craig Tewes, Cincinnati

2000

ABCA

Second Team

RHP Kyle Crowell, Houston

3B Jake Gautreau, Tulane

Baseball America

Third Team

RHP Kyle Crowell, Houston

Collegiate Baseball

Second Team

RHP Kyle Crowell, Houston

Third Team

LHP Jared Berkowitz, Tulane

3B Jake Gautreau, Tulane

NCBWA

Second Team

RHP Kyle Crowell, Houston

LHP Jared Berkowitz, Tulane

C Jarrod Bitter, Houston

3B Kevin Youkilis, Cincinnati

Sporting News

Second Team

RHP Kyle Crowell, Houston

FRESHMAN ALL-AMERICANS

Baseball America

Third Team

OF Mitch Jones, UAB

OF Mike Taylor, Charlotte

Collegiate Baseball

First Team

OF Mike Taylor, Charlotte

Honorable Mention

P Shea Douglas, Southern Miss

P Bryan Harris, Houston

P Zach Placzek, Saint Louis

IF Nick Bourgeois, Tulane

GTE Academic All-Americans

First Team

IB/DH Brent Laircey, UAB

1999

Collegiate Baseball

First Team

RP Brandon Belanger, Tulane

C Chad Sutter, Tulane

Second Team

2B James Jurries, Tulane

Third Team

P Kyle Crowell, Houston

Baseball America

Second Team

2B James Jurries, Tulane

Freshman of the Year

2B James Jurries, Tulane

Baseball Weekly

Second Team

C Chad Sutter, Tulane

2B James Jurries, Tulane

NCBWA

Second Team

P Kyle Crowell, Houston

C Chad Sutter, Tulane

Third Team

1B J.P. Woodward, Houston

2B James Jurries, Tulane

2B Brandon Caraway, Houston

Honorable Mention

P Henry Bonilla, Tulane

1B Michael Artman, Southern Miss

SS Andy Cannizaro, Tulane

College Baseball Insider

Freshman of the Year

2B James Jurries, Tulane

First Team

C Chad Sutter, Tulane

2B James Jurries, Tulane

FRESHMAN ALL-AMERICANS

Collegiate Baseball

Freshman of the Year

2B James Jurries, Tulane

First Team

2B James Jurries, Tulane

3B Jake Gautreau, Tulane

Honorable Mention

DH Darren Welch, Southern Miss

GTE Academic All-Americans

First Team

IF Key Voshell, Louisville

Second Team

1B Doug Lorenz, Louisville

1998

Collegiate Baseball

Second Team

3B Bo Robinson, Charlotte

OF James Matan, Charlotte

Third Team

P Josh Bobbitt, Tulane

OF Jason Sparks, Tulane

ABCA/Rawlings

First Team

3B Bo Robinson, Charlotte

Second Team

P Josh Bobbitt, Tulane

OF James Matan, Charlotte

Third Team

DH Cliff Wren, Southern Miss

OF Shayne Carnes, UAB

NCBWA

First Team

OF James Matan, Charlotte

Second Team

3B Bo Robinson, Charlotte

Third Team

P Josh Bobbitt, Tulane

OF Shayne Carnes, UAB

OF Jason Sparks, Tulane

FRESHMAN ALL-AMERICANS

Collegiate Baseball

First Team

3B Daniel Boyd, USF

Honorable Mention

P Brion Treadway, Charlotte

P John Vigue, USF

1B Jayme Sperring, Houston

GTE Academic All-Americans

First Team

1B Jeremy Schied, Southern Miss

1997

Collegiate Baseball

Second Team

P Jason Navarro, Tulane

Third Team

1B Ross Gload, USF

3B Dustin Carr, Houston

NCBWA

First Team

P Jason Navarro, Tulane

1B Ross Gload, USF

OF Goefrey Tomlinson, Houston

Third Team

SS Jason Dellaero, USF

1996

Collegiate Baseball

Second Team

P Jason Navarro, Tulane

Third Team

3B Chris Heintz, USF

OF Joey Anderson, Charlotte

Smith Super Team

Second Team

P Mark Roberts, USF

Third Team

P Jason Navarro, Tulane

1B Ross Gload, USF

3B Chris Heintz, USF

OF Joey Anderson, Charlotte

Honorable Mention

OF Steve Barhorst, Cincinnati

OF Brian Hughes, Tulane

FRESHMAN ALL-AMERICANS

Collegiate Baseball

First Team

C Chad Sutter, Tulane

1B Cliff Wren, Southern Miss

Honorable Mention

OF Mike Pilger, USF

C-USA ALL-DECADE TEAM

All-Decade Team (1996-2005)

Jake Gautreau, Tulane (1999-2001)

Kevin Youkilis, Cincinnati (1998-2001)

Brad Sullivan, Houston (2001-03)

Shane Nance, Houston (1997-2000)

Kyle Crowell, Houston (1998-2000)

Mark Jurich, Louisville (2001-2004)

Jeff Cook, OF, Southern Miss (2000-03)

Michael Aubrey, Tulane (2001-03)

James Jurries, Tulane (1999-2002)

Chad Sutter, Tulane (1996-99)

Ross Gload, USF (1995-97)

Player of the Decade

Jake Gautreau, Tulane (1999-2001)

Coach of the Decade

Rick Jones, Tulane (1996-present)



The Dick Howser Trophy

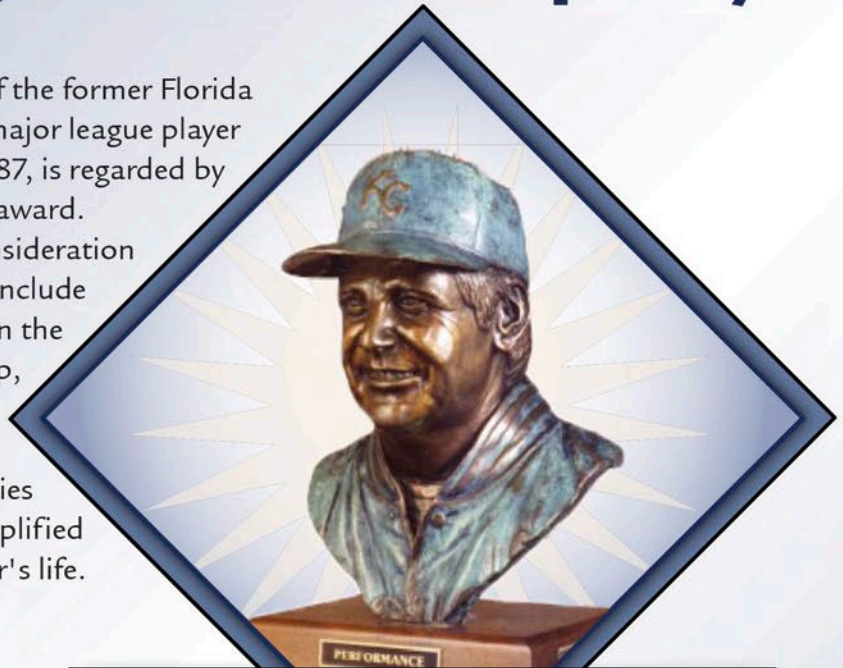
Honoring College Baseball's Top Player

The Dick Howser Trophy, given in memory of the former Florida State University All-America shortstop and major league player and manager who died of brain cancer in 1987, is regarded by many as college baseball's most prestigious award.



Mike Zunino of Florida was the 2012 recipient of the Dick Howser Trophy.

Criteria for consideration for the trophy include performance on the field, leadership, moral character and courage, qualities that were exemplified by Dick Howser's life.



DICK HOWSER TROPHY

Previous Howser Trophy Winners

1987	Mike Fiore, Miami	2000	Mark Teixeira, Georgia Tech
1988	Robin Ventura, Oklahoma State	2001	Mark Prior, P, USC
1989	Scott Bryant, Texas	2002	Khalil Greene, SS, Clemson
1990	Alex Fernandez, Miami-Dade CC South	2003	Rickey Weeks, 2B, Southern U.
1991	Frank Rodriguez, Howard College	2004	Jered Weaver, P, Long Beach State
1992	Brooks Kieschnick, Texas	2005	Alex Gordon, 3B, Nebraska
1993	Brooks Kieschnick, Texas	2006	Brad Lincoln, P/DH, Houston
1994	Jason Varitek, Georgia Tech	2007	David Price, P, Vanderbilt
1995	Todd Helton, Tennessee	2008	Buster Posey, C, Florida State
1996	Kris Benson, Clemson	2009	Stephen Strasburg, P, San Diego State
1997	J. D. Drew, Florida State	2010	Anthony Rendon, 3B, Rice
1998	Eddy Furniss, LSU	2011	Taylor Jungmann, P, Texas
1999	Jason Jennings, Baylor	2012	Mike Zunino, C, Florida

EASTON
FOUNDATIONS

National Collegiate
NCBWA
Baseball Writers

www.DickHowserTrophy.org

C-USA NATIONAL PLAYERS OF THE YEAR

2010 - Anthony Rendon, Rice

Dick Howser Trophy Winner
Baseball America National Player of the Year
ABCA/Rawlings National Player of the Year
Rivals.com National Player of the Year

Rendon was named the 2010 National Player of the Year by four different college baseball organizations, including the prestigious Dick Howser Trophy as the top player in college baseball.

He became just the second player in C-USA history to be named the league's player of the year in back-to-back seasons. Rendon picked up that honor again in 2010 after leading the Owls to the regular season league championship and the school's 16th-consecutive NCAA Regional appearance.

Rendon batted .394 while leading Conference USA in home runs (26). He was among the nation's leaders in runs scored (83) and walks (65), and drove-in 85 runs in Rice's 63 games. Rendon maintained an .801 slugging percentage, a .530 on-base percentage, and finished with more home runs (26) than strikeouts (22). Defensively, he had a .973 fielding percentage at third base and started a total of 16 double-plays for the Owls.



2006 - Brad Lincoln, Houston

Dick Howser Trophy Winner
ABCA/Rawlings National Player of the Year
Brooks Wallace Award

Lincoln emerged as one of the nation's finest all-around players in 2006. He compiled a sparkling 12-2 record with a 1.69 ERA and 152 strikeouts in 127.2 innings of work. Those numbers were even better in C-USA games only where he assembled a 7-0 record with a 1.28 ERA.

Lincoln's strikeout total ranked as the third-best mark in UH single-season history and moved him into third in UH career history with 293 punchouts.

A consensus All-American, he was named a C-USA Pitcher of the Week four times during the regular season and was honored as the Pro-Line Cap National Pitcher of the Week after tossing a five-hit shutout with nine strikeouts in the series opener at No. 1 Rice on May 12.

However, Lincoln was one of the Cougars' leading hitters all season. In 2006, he compiled a .295 batting average with 14 home runs and a team-leading 53 RBIs. He blasted a three-run walk-off homer in the bottom of the 10th inning to lead the Cougars to an 11-10 win over Texas-San Antonio in the season opener on Feb. 7.

With his pitching and offensive numbers, Lincoln ranked among the Top 10 C-USA individual leaders in five of the six Triple Crown categories for the majority of the 2006 season.



2006 - Jake Smith, East Carolina

Johnny Bench Award Winner

East Carolina catcher Jake Smith was named the 2006 Coleman Company-Johnny Bench Award recipient, which is given to the nation's top collegiate catcher by the Greater Wichita Area Sports Commission.

Smith, who earned National Collegiate Baseball Writers Association (NCBWA) and Louisville Slugger second-team All-America honors, led the Pirates in seven offensive categories in 2006, including average, hits, doubles, RBI, total bases and slugging percentage, while ranking second in home runs with 13.

The Greensboro, N.C., native became the eighth Pirate to earn first-team All-Conference USA honors with his selection in May. Earlier in the season Smith took home C-USA Hitter-of-the-Week honors on Feb. 27 after collecting a then-best five RBI against Duke in a 19-5 win. Smith finished his collegiate career with 29 home runs and 135 RBIs, which ranks in the top 12 on ECU's all-time charts.



National Players of the Year

- 2010 Anthony Rendon, Rice**
(Dick Howser Trophy Winner, Baseball America National Player of the Year, ABCA/Rawlings National Player of the Year, Rivals.com National Player of the Year)
- 2006 Brad Lincoln, Houston**
(Dick Howser Trophy Winner, ABCA/Rawlings National Player of the Year, Brooks Wallace Award)
- 2006 Jake Smith, East Carolina**
(Johnny Bench Award Winner)
- 2003 Jeff Niemann, Rice**
(College Baseball Insider)
- 1999 Mario Ramos, Rice**
(College Baseball Insider)
- 1998 Damon Thames, Rice**
(ABCA/Rawlings National Player of the Year)
- 1997 Lance Berkman, Rice**
(Robert E. Smith Award, NCBWA)

National Freshmen of the Year


- 2009 Anthony Rendon, Rice**
(Baseball America, Collegiate Baseball)
- 2007 Ryan Berry, Rice**
(Baseball America, Collegiate Baseball)
- 2005 Joe Savery, Rice**
(Baseball America, Collegiate Baseball)
- 2002 Darryl Lawhorn, East Carolina**
(Baseball America)
- Philip Humber, Rice**
(Baseball America)
- Vincent Sinisi, Rice**
(Baseball America)
- 2001 Michael Aubrey, Tulane**
(Baseball America, Collegiate Baseball, The Sporting News)
- 1999 James Jurries, Tulane**
(Baseball America, Collegiate Baseball, College Baseball Insider)



CONFERENCE USA PLAYERS IN MAJOR LEAGUE BASEBALL

The following is a list of active players from Conference USA schools who are currently playing at the major league level.

Player	Pos.	MLB Affiliation	C-USA School
Chad Tracy	3B	Washington Nationals	East Carolina
Michael Bourn	OF	Free Agent	Houston
Jesse Crain	RHP	Chicago White Sox	Houston
Rob Johnson	C	St. Louis Cardinals	Houston
Donnie Joseph	LHP	Kansas City Royals	Houston
Brad Lincoln	RHP	Toronto Blue Jays	Houston
Garrett Mock	RHP	Arizona Diamondbacks	Houston
Chris Snyder	C	Free Agent	Houston
Dan Straily	RHP	Oakland Athletics	Marshall
Dan Uggla	2B	Atlanta Braves	Memphis
David Aardsma	RHP	New York Yankees	Rice
Lance Berkman	OF	Texas Rangers	Rice
Tim Lincecum	LHP	New York Mets	Rice
Tony Cingrani	LHP	Cincinnati Reds	Rice
Brock Holt	IF	Boston Red Sox	Rice
Philip Humber	RHP	Houston Astros	Rice
Lucas Luetge	LHP	Seattle Mariners	Rice
Paul Janish	SS	Atlanta Braves	Rice
Jeff Niemann	RHP	Tampa Bay Rays	Rice
Lance Pendleton	RHP	Free Agent	Rice
Anthony Rendon	3B	Washington Nationals	Rice
Joe Savery	LHP	Philadelphia Phillies	Rice
Brian Dozier	SS	Minnesota Twins	Southern Miss
Brian Bogusevic	OF	Chicago Cubs	Tulane
Brandon Gomes	RHP	Tampa Bay Rays	Tulane
Mark Hamilton	1B	Boston Red Sox	Tulane
Tommy Manzella	SS	Colorado Rockies	Tulane
Micah Owings	RHP	San Diego Padres	Tulane
Josh Prince	OF	Milwaukee Brewers	Tulane
Drew Butera	C	Minnesota Twins	UCF
Beau Taylor	C	Oakland Athletics	UCF



CONFERENCE USA PLAYERS IN MINOR LEAGUE BASEBALL

The following is a list of players that are playing professionally in the minor leagues. Teams listed are 2013 squads. (as of Jan. 23, 2013)

Player	Pos.	Team	League	MLB Affiliation	C-USA School
Shawn Armstrong	P	Akron	Eastern (AA)	Cleveland	East Carolina
Kevin Brandt	P	Princeton	Appalachian (R)	Tampa Bay	East Carolina
Ricky Brooks	P	Colorado Springs	Pacific Coast (AAA)	Colorado	East Carolina
Jharel Cotton	P	Ogden	Pioneer (R)	LA Dodgers	East Carolina
Dustin Harrington	SS	Tennessee	Southern (AA)	Chicago Cubs	East Carolina
Devin Harris	OF	Fresno	Pacific Coast (AAA)	San Francisco	East Carolina
Chris Heston	P	Richmond	Eastern (AA)	San Francisco	East Carolina
Seth Maness	P	Springfield	Texas (AA)	St. Louis	East Carolina
Brad Mincey	P	Greensboro	South Atlantic (A)	Miami	East Carolina
Mark Minicozzi	3B	Richmond	Eastern (AA)	San Francisco	East Carolina
Kyle Roller	DH	Tampa	Florida State (A)	NY Yankees	East Carolina
Seth Simmons	P	Visalia	California (A)	Arizona	East Carolina
Corey Thompson	3B	Bristol	Appalachian (R)	Chicago White Sox	East Carolina
John Wooten	1B	Burlington	Midwest (A)	Oakland	East Carolina
Mike Wright	P	Bowie	Eastern (AA)	Baltimore	East Carolina
Zach Wright	C	Cedar Rapids	Midwest (A)	LA Dodgers	East Carolina
John Cannon	C	AZL Dodgers	Arizona (R)	LA Dodgers	Houston
Jimmy Cesario	IF	Colorado Springs	Pacific Coast (AAA)	Colorado	Houston
Michael Goodnight	P	Carolina	Carolina (A)	Cleveland	Houston
Donnie Joseph	P	Omaha	Pacific Coast (AAA)	Kansas City	Houston
Blake Kelso	SS	Potomac	Carolina (A)	Washington	Houston
Ryan Lormand	2B	Fresno	Pacific Coast (AAA)	San Francisco	Houston
Garrett Mock	P	Oklahoma City	Pacific Coast (AAA)	Houston	Houston
Wes Musick	P	Oklahoma City	Pacific Coast (AAA)	Houston	Houston
Bryan Pounds	IF	Toledo	International (AAA)	Detroit	Houston
Jared Ray	P	Missoula	Pioneer (R)	Arizona	Houston
Caleb Ramsey	OF	Hagerstown	South Atlantic (A)	Washington	Houston
Chris Wallace	C	Oklahoma City	Pacific Coast (AAA)	Houston	Houston
Mo Wiley	P	Billings	Pioneer (R)	Cincinnati	Houston
Steve Blevins	P	New Britain	Eastern (AA)	Minnesota	Marshall
Joe Church	P	Eugene	Northwest (A)	San Diego	Marshall
Jesse Fernandez	P	Aberdeen	N.Y. - Penn (A)	Baltimore	Marshall
Ian Kadish	P	Salt River	Arizona (R)	Toronto	Marshall
Mike Mason	P	Grand Junction	Pioneer (R)	Colorado	Marshall
Kevin Shackelford	P	Wisconsin	Midwest (A)	Milwaukee	Marshall
Arik Sikula	P	Vancouver	Northwest (A)	Toronto	Marshall
Kenny Socorro	IF	Peoria	Midwest (A)	Chicago Cubs	Marshall
Rhett Stafford	C/OF	Vermont	N.Y. - Penn (A)	Oakland	Marshall
Dan Straily	P	Sacramento	Pacific Coast (AAA)	Oakland	Marshall
Greg Williams	P	Myrtle Beach	Carolina (A)	Texas	Marshall
Brent Dlugach	SS	Toledo	International (AAA)	Detroit	Memphis
Jarrett Grube	P	Tacoma	Pacific Coast (AAA)	Seattle	Memphis
Derek Hankins	P	Round Rock	Pacific Coast (AAA)	Texas	Memphis
Dan Langfield	P	Billings	Pioneer (R)	Cincinnati	Memphis
Drew Martinez	OF	Cedar Rapids	Midwest (A)	LA Angels	Memphis
Scott McGregor	P	Springfield	Texas (AA)	St. Louis	Memphis
Ben Paullus	P	Charleston	South Atlantic (A)	NY Yankees	Memphis
Neil Schenk	P	Montgomery	Southern (AA)	Tampa Bay	Memphis
Jacob Wilson	3B	Batavia	N.Y. - Penn (A)	St. Louis	Memphis
Chad Zurcher	IF	Kingsport	Appalachian (R)	NY Mets	Memphis
Andrew Benak	P	Staten Island	N.Y. Penn (A)	NY Yankees	Rice
Ryan Berry	P	Bowie	Eastern (AA)	Baltimore	Rice
J.T. Chargois	P	Elizabethtown	Appalachian (R)	Minnesota	Rice
Tony Cingrani	P	Pensacola	Southern (AA)	Cincinnati	Rice
Jimmy Comerota	3B	Mobile	Southern (AA)	Arizona	Rice
Tyler Duffey	P	Elizabethtown	Appalachian (R)	Minnesota	Rice
Brian Friday	SS	Gwinnett	International (AAA)	Atlanta	Rice
Rick Hague	SS	Potomac	Carolina (A)	Washington	Rice
Tyler Henley	SS	Springfield	Texas (AA)	St. Louis	Rice
Brock Holt	2B	Indianapolis	International (AAA)	Pittsburgh	Rice
Matt Langwell	P	Columbus	International (AAA)	Cleveland	Rice
Danny Lehmann	C	Rochester	International (AAA)	Minnesota	Rice
Aaron Luna	OF	Palm Beach	Florida State (A)	St. Louis	Rice
Craig Manuel	C	Auburn	N.Y. - Penn (A)	Washington	Rice
Chad Mozingo	OF	Schaumburg	Frontier	None	Rice
Mike Ojala	P	Jacksonville	Southern (AA)	Miami	Rice





Lance Pendleton	P	Durham	International (AAA)	Tampa Bay	Rice
Bryan Price	P	Columbus	International (AAA)	Cleveland	Rice
Jeremy Rathjen	OF	Ogden	Pioneer (R)	LA Dodgers	Rice
Matthew Reckling	P	Ogden	Pioneer (R)	LA Dodgers	Rice
Josh Rodriguez	IF	Binghamton	Eastern (AA)	New York Mets	Rice
Jared Rogers	P	GCL Marlins	Gulf Coast (R)	Miami	Rice
Joe Savery	P/DH	Lehigh Valley	International (AAA)	Philadelphia	Rice
Cole St.Clair	P	Albuquerque	Pacific Coast (AAA)	LA Dodgers	Rice
Taylor Wall	P	Helena	Pioneer (R)	Milwaukee	Rice
Jimmy Ballinger	P	Winston-Salem	Carolina (A)	Chicago White Sox	Southern Miss
Marc Bourgeois	OF	South Bend	Midwest (A)	Arizona	Southern Miss
Collin Cargill	P	Jacksonville	Southern (AA)	Miami	Southern Miss
Scott Copeland	P	Frederick	Carolina (A)	Baltimore	Southern Miss
Ashley Graeter	IF	Grand Junction	Pioneer (R)	Colorado	Southern Miss
Jarrett Hoffpauir	IF	Syracuse	International (AAA)	Washington	Southern Miss
Brian Leach	P	Winnipeg	American Association	None	Southern Miss
B.A. Vollmuth	IF	Stockton	California (A)	Oakland	Southern Miss
Preston Claiborne	P	Scranton-Wilkes Barre	International (AAA)	NY Yankees	Tulane
Brad Emaus	2B	Buffalo	International (AAA)	New York Mets	Tulane
Conrad Flynn	P	Reno	Pacific Coast (AAA)	Arizona	Tulane
Mark Hamilton	1B	Memphis	International (AAA)	St. Louis	Tulane
Sam Honeck	1B	Savannah	South Atlantic (A)	New York Mets	Tulane
Aaron Loup	P	New Hampshire	Eastern (AA)	Toronto	Tulane
Tommy Manzella	SS	Charlotte	International (AAA)	Chicago White Sox	Tulane
Josh Prince	OF	Huntsville	Southern (AA)	Milwaukee	Tulane
Taylor Rogers	P	San Jose	California (A)	San Francisco	Tulane
Anthony Scelfo	OF/IF	Laredo	American Association	None	Tulane
Jeremy Schaffer	C	Johnson City	Appalachian (R)	St. Louis	Tulane
Rob Segedin	3B	Trenton	Eastern (AA)	NY Yankees	Tulane
Josh Zeid	P	Corpus Christi	Texas (AA)	Houston	Tulane
Jamal Austin	OF	Clinton	Midwest (A)	Seattle	UAB
Nick Graffeo	P	Wilmington	Carolina (A)	Kansas City	UAB
Patrick Palmeiro	IF	Great Falls	Pioneer (R)	Chicago White Sox	UAB
Ryan Woolley	P	Lakeland	Florida State (A)	Detroit	UAB
Tyson Auer	OF	Arkansas	Texas (AA)	LA Angels	UCF
Tim Bascom	P	Norfolk	International (AAA)	Baltimore	UCF
Chase Bradford	P	Savannah	South Atlantic (A)	NY Mets	UCF
Shane Brown	OF	Trenton	Eastern (AA)	NY Yankees	UCF
Nick Cicio	P	Southern Illinois	Frontier	None	UCF
Matt Collins	P	AZL Angels	Arizona (R)	LA Angels	UCF
Chris Duffy	OF	Clearwater	Florida State (A)	Philadelphia	UCF
Matt Fox	P	Tacoma	Pacific Coast (AAA)	Seattle	UCF
Caleb Graham	P	Arkansas	Texas (AA)	LA Angels	UCF
Jonathan Griffin	IF	Mobile	Southern (AA)	Arizona	UCF
D.J. Hicks	1B	Elizabethtown	Appalachian (R)	Minnesota	UCF
Austin Hudson	P	High Desert	California (A)	Seattle Mariners	UCF
Robert Lara	C	San Antonio	Texas (AA)	San Diego	UCF
Derek Luciano	IF	Normal	Frontier	None	UCF
Roman Madrid	P	Eugene	Northwest (R)	San Diego	UCF
Ronnie Richardson	OF	Eugene	Northwest (R)	San Diego	UCF
Joe Rogers	P	Connecticut	N.Y.-Penn (A)	Detroit	UCF
Darnell Sweeney	SS	Great Lakes	Midwest (A)	LA Dodgers	UCF
Beau Taylor	C	Midland	Texas (AA)	Oakland	UCF



Chad Tracy, Washington Nationals



Brandon Gomes, Tampa Bay Rays




Brian Dozier, Minnesota Twins



Tony Cingrani, Cincinnati Reds



Brad Lincoln, Toronto Blue Jays



Drew Butera, Minnesota Twins

DRAFTEES

2012 CONFERENCE USA BASEBALL DRAFTEES

EAST CAROLINA

Zach Wright	C	12th Round	Los Angeles Angels
Kevin Brandt	LHP	18th Round	Tampa Bay Rays
Jharel Cotton	RHP	20th Round	Los Angeles Dodgers
Corey Thompson	3B	31st Round	Chicago White Sox
Tyler Joyner	LHP	35th Round	Kansas City Royals
John Wooten	1B	37th Round	Oakland A's

HOUSTON

Mo Wiley	RHP	28th Round	Cincinnati Reds
John Cannon	C	29th Round	Los Angeles Dodgers
Jared Ray	RHP	34th Round	Arizona
Diamondbacks			

MARSHALL

Joe Church	RHP	17th Round	San Diego Padres
Mike Mason	LHP	24th Round	Colorado Rockies

MEMPHIS

Dan Langfield	RHP	3rd Round	Cincinnati Reds
Jacob Wilson	3B	10th Round	St. Louis Cardinals

RICE

J.T. Chargois	RHP	2nd Round	Minnesota Twins
Tyler Duffey	RHP	5th Round	Minnesota Twins
Craig Manuel	C	10th Round	Washington Nationals
Jeremy Rathjen	OF	11th Round	Los Angeles Dodgers
Matthew Reckling	RHP	14th Round	Los Angeles Dodgers
Andrew Benak	RHP	14th Round	New York Yankees
Taylor Wall	LHP	22nd Round	Milwaukee Brewers
Chase McDowell	RHP	30th Round	Pittsburgh Pirates

SOUTHERN MISS

Austin Davis	RHP	31st Round	Boston Red Sox
--------------	-----	------------	----------------

TULANE

Jeremy Schaffer	C	18th Round	St. Louis Cardinals
Garrett Cannizaro	SS	32nd Round	New York Yankees

UCF

Joe Rogers	LHP	5th Round	Detroit Tigers
Roman Madrid	RHP	7th Round	San Diego Padres
Darnell Sweeney	SS	13th Round	Los Angeles Dodgers
Ronnie Richardson	OF	16th Round	San Diego Padres
D.J. Hicks	1B	17th Round	Minnesota Twins
Matt Collins	RHP	37th Round	Los Angeles Angels

2011 CONFERENCE USA BASEBALL DRAFTEES

EAST CAROLINA

Mike Wright	RHP	3rd Round	Baltimore Orioles
Zach Wright	C	6th Round	Philadelphia Phillies
Seth Maness	RHP	11th Round	St. Louis Cardinals
Shawn Armstrong	RHP	18th Round	Cleveland Indians
Brad Mincey	RHP	28th Round	Florida Marlins
Seth Simmons	RHP	40th Round	Arizona Diamondbacks

HOUSTON

Caleb Ramsey	OF	11th Round	Washington Nationals
--------------	----	------------	----------------------

MARSHALL

Greg Williams	LHP	12th Round	Texas Rangers
Rhett Stafford	C/OF	22nd Round	Oakland A's
Mike Mason	LHP	23rd Round	Texas Rangers
Isaac Ballou	OF	36th Round	Pittsburgh Pirates
Arik Sikula	RHP	36th Round	Toronto Blue Jays
Joe Church	RHP	40th Round	Los Angeles Angels of Anaheim

Kenny Socorro	SS	44th Round	Chicago Cubs
Shane Farrell	RHP	46th Round	Toronto Blue Jays

MEMPHIS

Drew Martinez	OF	10th Round	Los Angeles Angels of Anaheim
Ben Paullus	RHP	19th Round	New York Yankees
Chad Zurcher	SS	31st Round	New York Mets
Phillip Chapman	C	35th Round	Minnesota Twins
Ryan Holland	LHP	39th Round	San Francisco Giants

RICE

Anthony Rendon	3B	1st Round	Washington Nationals
Tony Cingrani	LHP	3rd Round	Cincinnati Reds
Matthew Reckling	RHP	22nd Round	Cleveland Indians
Abe Gonzales	LHP	33rd Round	Kansas City Royals
Jeremy Rathjen	OF	41st Round	New York Yankees

SOUTHERN MISS

B.A. Vollmuth	IF	3rd Round	Oakland A's
Tyler Koelling	OF	19th Round	Minnesota Twins
Collin Cargill	RHP	22nd Round	Florida Marlins
Todd McInnis	RHP	25th Round	St. Louis Cardinals

UAB

Jamal Austin	OF	13th Round	Seattle Mariners
Ryan Woolley	RHP	13th Round	Detroit Tigers

UCF

Beau Taylor	C	5th Round	Oakland A's
Danny Winkler	RHP	20th Round	Colorado Rockies
Jonathan Griffin	1B	21st Round	Arizona
Diamondbacks			
Chris Matulis	LHP	29th Round	St. Louis Cardinals
Ronnie Richardson	OF	31st Round	Chicago Cubs
Chase Bradford	RHP	35th Round	New York Mets
Derek Luciano	3B	44th Round	Arizona
Diamondbacks			

2010 CONFERENCE USA BASEBALL DRAFTEES

EAST CAROLINA

Kyle Roller	DH	8th Round	New York Yankees
Dustin Harrington	SS	34th Round	Chicago Cubs
Seth Maness	RHP	41st Round	Florida Marlins
Devin Harris	OF	48th Round	San Francisco Giants

HOUSTON

Blake Kelso	SS	10th Round	Washington Nationals
Michael Goodnight	RHP	13th Round	Cleveland Indians
Chris Wallace	C	16th Round	Houston Astros
Ty Stuckey	LHP	26th Round	Cincinnati Reds

William Kankel	LHP	33rd Round	Milwaukee Brewers
Jared Ray	RHP	38th Round	Minnesota Twins

MARSHALL

Kevin Shackelford	RHP	21st Round	Milwaukee Brewers
Ryan Kiel	LHP	37th Round	Seattle Mariners

RICE

Rick Hague	SS	3rd Round	Washington Nationals
Diego Seastrunk	C	14th Round	Cleveland Indians
Jimmy Comerota	IF	18th Round	Arizona Diamondbacks
Chad Mozingo	OF	20th Round	Washington Nationals
Mike Ojala	RHP	25th Round	Florida Marlins
Stephen Sultzbaugh	OF	31st Round	Arizona Diamondbacks
Jared Rogers	RHP	36th Round	Florida Marlins

SOUTHERN MISS

Scott Copeland	RHP	21st Round	Baltimore Orioles
Todd McInnis	RHP	32nd Round	Oakland A's

TULANE

Rob Segegin	3B	3rd Round	New York Yankees
Preston Claiborne	RHP	17th Round	New York Yankees

UAB

Luke Stewart	1B	20th Round	New York Mets
Nick Graffeo	LHP	38th Round	Kansas City Royals
Ryan Woolley	RHP	39th Round	Texas Rangers

UCF

Owen Dew	RHP	21st Round	Cleveland Indians
Shane Brown	OF	23rd Round	New York Yankees
Chris Duffy	OF	26th Round	Philadelphia Phillies

2009 CONFERENCE USA BASEBALL DRAFTEES

EAST CAROLINA

Devin Harris	OF	8th Round	Baltimore Orioles
Ryan Wood	IF/P	11th Round	Kansas City Royals
Chris Heston	RHP	12th Round	San Francisco Giants
Stephen Batts	IF/OF	19th Round	Philadelphia Phillies
Kyle Roller	1B	47th Round	Oakland Athletics

HOUSTON

Donnie Joseph	LHP	3rd Round	Cincinnati Reds
Wes Musick	LHP	9th Round	Colorado Rockies
Frank Corolla	RHP	19th Round	Washington Nationals

MARSHALL

Dan Straily	RHP	24th Round	Oakland A's
-------------	-----	------------	-------------

RICE

Brock Holt	2B	9th Round	Pittsburgh Pirates
Ryan Berry	RHP	9th Round	Baltimore Orioles
Diego Seastrunk	C	31st Round	San Francisco Giants
Mike Ojala	RHP	34th Round	Milwaukee Brewers
Stephen Sultzbaugh	OF	41st Round	Milwaukee Brewers

SOUTHERN MISS

Brian Dozier	SS	8th Round	Minnesota Twins
--------------	----	-----------	-----------------



JR Ballinger	RHP	11th Round	Chicago White Sox
James Ewing	2B	12th Round	New York Mets
Bo Davis	OF	24th Round	San Diego Padres

TULANE

Josh Prince	SS	3rd Round	Milwaukee Brewers
Aaron Loup	LHP	9th Round	Toronto Blue Jays
Josh Zeid	RHP	10th Round	Philadelphia Phillies
Sam Honeck	1B	11th Round	New York Mets
Taylor Rogers	RHP	25th Round	San Francisco Giants

UAB

Ryan Woolley	RHP	6th Round	Atlanta Braves
--------------	-----	-----------	----------------

UCF

Austin Hudson	RHP	27th Round	Seattle Mariners
Chadd Hartman	OF	43rd Round	San Diego Padres
Shane Brown	C/IF	47th Round	New York Yankees

2008 CONFERENCE USA BASEBALL DRAFTEES

EAST CAROLINA

Justin Bristow	RHP	5th Round	Chicago Cubs
Corey Kemp	C	14th Round	Milwaukee Brewers
T.J. Hose	RHP	36th Round	Arizona Diamondbacks
Ryan Wood	IF	42nd Round	Milwaukee Brewers

HOUSTON

Wes Musick	LHP	24th Round	San Francisco Giants
Ryan Lormand	2B	26th Round	San Francisco Giants
Bryan Pounds	3B	34th Round	Detroit Tigers
Jimmy Cesario	IF	46th Round	Colorado Rockies

MARSHALL

Nate Lape	OF	20th Round	Colorado Rockies
Steve Blevins	RHP	21st Round	Minnesota Twins
Tommy Johnson	C	27th Round	Seattle Mariners

MEMPHIS

Scott McGregor	RHP	15th Round	St. Louis Cardinals
Neil Schenk	RHP	23rd Round	Tampa Bay Rays
Will Hudgens	RHP	23rd Round	Cincinnati Reds
Chris Kirkland	RHP	36th Round	Seattle Mariners

RICE

Bryan Price	RHP	1st Round	Boston Red Sox
Cole St.Clair	LHP	7th Round	Los Angeles Dodgers
Adam Zornes	C	7th Round	San Diego Padres
Aaron Luna	OF	9th Round	St. Louis Cardinals
Matt Langwell	RHP	11th Round	Cleveland Indians
Jared Gayheart	OF	12th Round	Detroit Tigers
Bobby Bell	RHP	18th Round	Toronto Blue Jays
Lucas Luetge	RHP	21st Round	Milwaukee Brewers
Chris Kelley	RHP	24th Round	Washington Nationals
Jonathan Runnels	LHP	29th Round	Los Angeles Dodgers
J.P. Padron	1B	44th Round	Washington Nationals

SOUTHERN MISS

Tyler Conn	LHP	14th Round	Detroit Tigers
Josh Billeaud	RHP	18th Round	Chicago White Sox
Trey Sutton	1B	20th Round	San Francisco Giants
Brian Leach	RHP	25th Round	Pittsburgh Pirates

TULANE

Shooter Hunt	RHP	1st Round	Minnesota Twins
Anthony Scelfo	OF/IF	8th Round	Tampa Bay Rays

UAB

Ryan Keedy	1B	16th Round	Chicago Cubs
------------	----	------------	--------------

UCF

Mitch Herold	RHP	16th Round	Boston Red Sox
Mitch Houck	LHP	17th Round	New York Mets
Robert Lara	C	19th Round	San Diego Padres
Dwayne Bailey	2B	21st Round	Los Angeles Angels

2007 CONFERENCE USA BASEBALL DRAFTEES

EAST CAROLINA

Shane Mathews	RHP	8th Round	Baltimore Orioles
Dale Mollenhauer	IF	17th Round	Chicago White Sox
Dustin Sasser	LHP	21st Round	Chicago Cubs
Jason Neitz	LHP	37th Round	San Francisco Giants

HOUSTON

Aaron Brown	RHP	9th Round	Seattle Mariners
-------------	-----	-----------	------------------

MEMPHIS

Bill Moss	2B	28th Round	Chicago Cubs
-----------	----	------------	--------------

RICE

Joe Savery	LHP	1st Round	Philadelphia Phillies
------------	-----	-----------	-----------------------

Brian Friday	SS	3rd Round	Pittsburgh Pirates
Cole St.Clair	LHP	7th Round	Cleveland Indians
Tyler Henley	OF	8th Round	St. Louis Cardinals
Danny Lehmann	C	8th Round	Minnesota Twins
Bobby Bramhall	LHP	18th Round	Milwaukee Brewers
Adam Zornes	C	24th Round	Cleveland Indians
Jonathan Runnels	LHP	29th Round	Toronto Blue Jays
Chris Kelley	RHP	34th Round	Arizona Diamondbacks
Ryne Tacker	RHP	34th Round	Oakland A's
Scott Lonergan	RHP	37th Round	Boston Red Sox
Chad Lembeck	OF	44th Round	Colorado Rockies
Travis Reagan	C	45th Round	Washington Nationals
Kyle Gunderson	RHP	48th Round	Washington Nationals

SOUTHERN MISS

David Clark	RHP	13th Round	Los Angeles Angels
Tyler Conn	LHP	36th Round	Arizona Diamondbacks

TULANE

Sean Morgan	RHP	4th Round	Arizona Diamondbacks
Brad Emaus	IF	11th Round	Toronto Blue Jays
Daniel Latham	RHP	15th Round	Minnesota Twins
Brandon Gomes	RHP	17th Round	San Diego Padres
Warren McFadden	OF	28th Round	Detroit Tigers
Cat Everett	SS	44th Round	Houston Astros

UCF

Tim Bascom	RHP	4th Round	Baltimore Orioles
------------	-----	-----------	-------------------

2006 CONFERENCE USA BASEBALL DRAFTEES

EAST CAROLINA

Jake Smith	C	21st Round	Oakland Athletics
Shane Mathews	RHP	26th Round	San Francisco Giants

HOUSTON

Brad Lincoln	RHP	1st Round	Pittsburgh Pirates
Matt Weston	OF	12th Round	San Francisco Giants
Brett Logan	C	26th Round	Washington Nationals
Isa Garcia	2B	34th Round	St. Louis Cardinals

MEMPHIS

Ricky Brooks	RHP	3rd Round	Chicago White Sox
--------------	-----	-----------	-------------------

RICE

Josh Rodriguez	3B	2nd Round	Cleveland Indians
Bryce Cox	RHP	3rd Round	Boston Red Sox
Eddie Degerman	RHP	4th Round	St. Louis Cardinals
Greg Buchanan	2B	9th Round	Houston Astros
Craig Crow	RHP	11th Round	Texas Rangers
Nathan Tacker	RHP	49th Round	Seattle Mariners
Tyler Henley	OF	50th Round	Houston Astros

SOUTHERN MISS

Marc Maddox	IF	9th Round	Kansas City Royals
Daniel Best	RHP	14th Round	Kansas City Royals
Toddric Johnson	OF	14th Round	Oakland Athletics
Scott Massey	RHP	24th Round	Pittsburgh Pirates
Damion Carter	OF	46th Round	Kansas City Royals

TULANE

Mark Hamilton	1B	2nd Round	St. Louis Cardinals
Nathan Southard	OF	17th Round	St. Louis Cardinals
Billy Mohl	RHP	25th Round	Philadelphia Phillies

UCF

Tim Bascom	RHP	6th Round	San Diego Padres
------------	-----	-----------	------------------

2005 CONFERENCE USA BASEBALL DRAFTEES

CINCINNATI

Mark Haske	SS	23rd Round	Detroit Tigers
Josh Kay	RHP	31st Round	Oakland A's

EAST CAROLINA

Ricky Brooks	RHP	3rd Round	Chicago White Sox
Billy Richardson	SS	14th Round	San Diego Padres
Mark Miniccozzi	IF	17th Round	San Francisco Giants
Brian Cavanaugh	OF	21st Round	San Diego Padres

HOUSTON

Kevin Roberts	RHP	5th Round	Milwaukee Brewers
Justin Vaclavik	RHP	7th Round	Pittsburgh Pirates
Travis Tully	OF	23rd Round	Arizona Diamondbacks

SOUTHERN MISS

Brad Willcutt	C	27th Round	Milwaukee Brewers
---------------	---	------------	-------------------

TCU

Lance Broadway	RHP	1st Round	Chicago White Sox
Kyle Dahlberg	C	13th Round	Baltimore Orioles
Stuart Musslewhite	IF	24th Round	Baltimore Orioles

Shawn Ferguson	RHP	36th Round	Baltimore Orioles
----------------	-----	------------	-------------------

TULANE

Brian Bogusevic	LHP	1st Round	Houston Astros
Micah Owings	RHP	3rd Round	Arizona Diamondbacks
Tommy Manzella	SS	3rd Round	Houston Astros
Greg Dini	C	12th Round	Los Angeles Angels

USF

Jeff Baisley	IF	12th Round	Oakland A's
--------------	----	------------	-------------

2004 CONFERENCE USA BASEBALL DRAFTEES

EAST CAROLINA

Greg Bunn	RHP	5th Round	Montreal Expos
Trevor Lawhorn	2B	9th Round	Cincinnati Reds
Ryan Norwood	1B	9th Round	Chicago Cubs
Darryl Lawhorn	OF	11th Round	Arizona Diamondbacks
John Poppert	C	17th Round	Montreal Expos
Matt Bishop	RHP	17th Round	Pittsburgh Pirates
Ryan Jones	OF	22nd Round	Oakland A's

HOUSTON

Garrett Mock	RHP	3rd Round	Arizona Diamondbacks
Rob Johnson	C	4th Round	Seattle Mariners
Matt Varner	RHP	11th Round	San Diego Padres
Rickey Putnam	RHP	20th Round	San Francisco Giants
Patrick Breen	OF	21st Round	Tampa Bay Devil Rays
Brett Cooley	1B	34th Round	St. Louis Cardinals

LOUISVILLE

J.T. LaFountain	1B	48th Round	Colorado Rockies
-----------------	----	------------	------------------

MEMPHIS

Brent Dlugach	SS	6th Round	Detroit Tigers
Jarrett Grube	RHP	10th Round	Colorado Rockies
Derek Hankins	RHP	10th Round	Pittsburgh Pirates
Bill Edwards	RHP	29th Round	Anaheim Angels

SOUTHERN MISS

Jarrett Hoffpauir	2B	6th Round	St. Louis Cardinals
Matt Shepherd	SS	8th Round	St. Louis Cardinals
Ryan Frith	OF	17th Round	Philadelphia Phillies
Austin Tubb	RHP	32nd Round	St. Louis Cardinals
Anthony DeWitt	RHP	36th Round	Houston Astros

TCU

Eugene Espinelli	LHP	14th Round	San Francisco Giants
Clayton Jerome	RHP	41st Round	Texas Rangers

TULANE

Wes Swackhamer	OF	5th Round	St. Louis Cardinals
Brian Bormaster	C	26th Round	Toronto Blue Jays
Cory Hahn	RHP	30th Round	Toronto Blue Jays

USF

Devin Ivany	C	6th Round	Montreal Expos
Myron Leslie	3B	8th Round	Oakland A's
Kyle Schmidt	RHP	14th Round	Baltimore Orioles
Mike Macaluso	SS	29th Round	Toronto Blue Jays

2003 CONFERENCE USA BASEBALL DRAFTEES

EAST CAROLINA

Glenn Tucker	RHP	11th Round	Atlanta Braves
Davey Penny	RHP	28th Round	Boston Red Sox

HOUSTON

Ryan Wagner	RHP	1st Round	Cincinnati Reds
Brad Sullivan	RHP	1st Round	Oakland A's
Michael Bourn	OF	4th Round	Philadelphia Phillies
Danny Zell	LHP	5th Round	Detroit Tigers
Brett Cooley	OF	23rd Round	Montreal Expos

LOUISVILLE

Mark Jurich	OF	13th Round	Atlanta Braves
Josh Bolen	OF	46th Round	Tampa Bay Devil Rays

MEMPHIS

Kevin House	CF	17th Round	St. Louis Cardinals
-------------	----	------------	---------------------

SOUTH FLORIDA

Myron Leslie	3B	11th Round	Philadelphia Phillies
David Austen	RHP	15th Round	Anaheim Angels
Jon Uhl	RHP	19th Round	Minnesota Twins

SOUTHERN MISS

Clint King	OF	3rd Round	Chicago White Sox
Bob McCrory	RHP	4th Round	Baltimore Orioles
Jeff Cook	OF	5th Round	Arizona Diamondbacks

TCU			
Jake Duncan	OF	10th Round	Baltimore Orioles
Terry Trofholz	OF	22nd Round	Milwaukee Brewers
Justin Hatcher	C	25th Round	Texas Rangers
Chris Osentowski	RHP	30th Round	Baltimore Orioles
Will Lewis	IF	32nd Round	Milwaukee Brewers

TULANE			
Michael Aubrey	1B	1st Round	Cleveland Indians
Tony Giarratano	SS	3rd Round	Detroit Tigers
Jonny Kaplan	OF	12th Round	Arizona Diamondbacks
Cory Hahn	RHP	24th Round	Oakland A's

UAB			
Mitch Jones	OF	25th Round	Tampa Bay Devil Rays

2002 CONFERENCE USA BASEBALL DRAFTEES

CHARLOTTE			
John Maine	RHP	6th Round	Baltimore Orioles

CINCINNATI			
Chris Hamblen	C	3rd Round	Texas Rangers

EAST CAROLINA			
Sam Narron	LHP	15th Round	Texas Rangers
Clayton McCullough	C	22nd Round	Cleveland Indians

HOUSTON			
Jesse Crain	SS/RHP	2nd Round	Minnesota Twins
Chris Snyder	C	2nd Round	Arizona Diamondbacks
Brett Cooley	OF	33rd Round	San Francisco Giants
Keith Whatley	LHP	41st Round	Arizona Diamondbacks

LOUISVILLE			
Adam Haley	SS	13th Round	Arizona Diamondbacks

SAINT LOUIS			
Wes Jailet	RHP	29th Round	St. Louis Cardinals

SOUTH FLORIDA			
Jason Bartz	RHP	17th Round	Kansas City Royals
Mike Barclay	OF	28th Round	Boston Red Sox
Ryan Gloger	LHP	46th Round	Arizona Diamondbacks

SOUTHERN MISS			
Shea Douglas	LHP	32nd Round	Cleveland Indians

TCU			
Walter Olmstead	1B	6th Round	Cincinnati Reds
Levi Robinson	SS	34th Round	Baltimore Orioles

TULANE			
Nick Bourgeois	LHP	4th Round	Philadelphia Phillies
James Jurries	IF	6th Round	Atlanta Braves
Beau Richardson	LHP	34th Round	Philadelphia Phillies

2001 CONFERENCE USA BASEBALL DRAFTEES

CINCINNATI			
Kevin Youkilis	3B	8th Round	Boston Red Sox
Curtus Moak	LHP	25th Round	Cincinnati Reds
Chris Hamblen	C	35th Round	San Francisco Giants

EAST CAROLINA			
Lee Delfino	SS	6th Round	Toronto Blue Jays
Chad Tracy	3B	7th Round	Arizona Diamondbacks
John Williamson	OF	18th Round	Seattle Mariners
Joseph Hastings	IF	24th Round	San Diego Padres

MEMPHIS			
Jason Wiedmeyer	LHP	6th Round	San Diego Padres
Daniel Uggle	2B	11th Round	Arizona Diamondbacks
Layne Dawson	RHP	26th Round	Philadelphia Phillies

SAINT LOUIS			
Dan Shouse	LHP	39th Round	St. Louis Cardinals

SOUTH FLORIDA			
Brendan Fuller	RHP	13th Round	Toronto Blue Jays
Daniel Boyd	OF	26th Round	Milwaukee Brewers
Mike Eylward	3B	44th Round	Anaheim Angels

SOUTHERN MISS			
Anthony Rawson	RHP	42nd Round	St. Louis Cardinals

TCU			
Erick Macha	SS	12th Round	Arizona Diamondbacks
Chris Bradshaw	RHP	14th Round	Texas Rangers
Chad Durham	RHP	25th Round	Houston Astros

TULANE			
Jake Gautreau	3B	1st Round	San Diego Padres
Andy Cannizaro	SS	7th Round	New York Yankees
Matt Groff	OF	28th Round	Oakland A's
UAB			
Rob Caputo	RHP	18th Round	Montreal Expos
Blake Allen	RHP	35th Round	Anaheim Angels

2000 CONFERENCE USA BASEBALL DRAFTEES

CHARLOTTE			
Brion Treadway	RHP	3rd Round	San Francisco Giants
Daryl Clark	IF	17th Round	Milwaukee Brewers
Jason Hutton	OF	48th Round	Chicago Cubs

HOUSTON			
Greg Runser	RHP	5th Round	Texas Rangers
Kyle Crowell	RHP	8th Round	Oakland A's
Shane Nance	LHP	11th Round	Los Angeles Dodgers
Kris Wilken	3B	12th Round	Baltimore Orioles
Brandon Caraway	OF	12th Round	Philadelphia Phillies
J.P. Woodward	1B	14th Round	San Diego Padres
Eric Lee	OF	18th Round	Houston Astros
Aaron Melebeck	SS	19th Round	Kansas City Royals
Jeremy Swindell	LHP	20th Round	Detroit Tigers
Jason Pekar	OF	30th Round	San Francisco Giants
Jarrod Bitter	C	33rd Round	San Diego Padres

LOUISVILLE			
Sean Green	RHP	12th Round	Colorado Rockies
Brian Bentley	RHP	20th Round	Boston Red Sox

MEMPHIS			
Jonathan Leicester	RHP	11th Round	Chicago Cubs

SOUTH FLORIDA			
Johnny Raburn	SS	16th Round	Anaheim Angels

TULANE			
Henry Bonilla	RHP	8th Round	Minnesota Twins
Mickey McKee	IF	32nd Round	Houston Astros

1999 CONFERENCE USA BASEBALL DRAFTEES

HOUSTON			
Erick Burke	LHP	11th Round	Detroit Tigers
Bryan Moore	RHP	13th Round	Florida Marlins
Brandon Caraway	2B	18th Round	Colorado Rockies
Shane Nance	LHP	24th Round	Los Angeles Dodgers

LOUISVILLE			
John McAuley	C	7th Round	Kansas City Royals

MEMPHIS			
Josh Stewart	LHP	4th Round	Chicago White Sox
Craig House	RHP	12th Round	Colorado Rockies

TULANE			
Chad Sutter	C	23rd Round	New York Yankees

1998 CONFERENCE USA BASEBALL DRAFTEES

UAB			
Shayne Carnes	OF	24th Round	Philadelphia Phillies

CINCINNATI			
Casey McEvoy	P	16th Round	Cincinnati Reds

HOUSTON			
Shaun Skrehot	IF	38th Round	Pittsburgh Pirates

MEMPHIS			
Craig House	P	15th Round	Pittsburgh Pirates
Cary Hiles	OF	23rd Round	Philadelphia Phillies

UNC CHARLOTTE			
Joey Hammond	SS	25th Round	Baltimore Orioles
Bo Robinson	3B	28th Round	Seattle Mariners
James Matan	OF	34th Round	Cincinnati Reds

SAINT LOUIS			
Michael Schaeffer	P	18th Round	Texas Rangers

SOUTH FLORIDA			
Paul Giambalvo	P	21st Round	Arizona Diamondbacks
Jimmie Romano	C	26th Round	Texas Rangers
Bill Eaton	OF	36th Round	Milwaukee Brewers
Kevin Boles	P	42nd Round	Chicago Cubs
Scott Glaser	P	42nd Round	Pittsburgh Pirates

TULANE			
Mike Pursell	IF	30th Round	Cleveland Indians
Craig Brown	P/OF	32nd Round	Cleveland Indians



Drew Martinez, Cedar Rapids Kernels

1997 CONFERENCE USA BASEBALL DRAFTEES

HOUSTON			
Goefrey Tomlinson	OF	4th Round	Kansas City Royals
Dustin Carr	3B	22nd Round	Tampa Bay Devil Rays
Mark Manbeck	P	34th Round	Houston Astros

LOUISVILLE			
Danny Haas	OF	15th Round	Boston Red Sox
Matt Berger	IF	23rd Round	Chicago White Sox

MEMPHIS			
Chad Harville	P	2nd Round	Oakland A's
Heath Bender	1B	23th Round	Cleveland Indians
Russ Bratton	P	46th Round	Minnesota Twins

SAINT LOUIS			
Darin Cissell	OF	18th Round	San Francisco Giants
Tony Hausladen	IB	19th Round	Arizona Diamondbacks

SOUTH FLORIDA			
Jason Dellaero	SS	1st Round	Chicago White Sox
Dwayne Dobson	P	9th Round	Arizona Diamondbacks
Pat Ryan	P	12th Round	San Diego Padres
Ross Gload	1B	13th Round	Florida Marlins
Jorge DeLeon	3B	16th Round	Boston Red Sox

SOUTHERN MISS			
Brandon Parker	P	2nd Round	Seattle Mariners
Braxton Whitehead	C	14th Round	Cincinnati Reds
Kyle Logan	OF	21st Round	Houston Astros
Jared Martin	SS	24th Round	Arizona Diamondbacks
Donovan Marbury	SS	35th Round	Boston Red Sox

TULANE			
Jason Fitzgerald	OF	*1st Round	Cleveland Indians
Jason Navarro	P	5th Round	St. Louis Cardinals
Michael Johns	SS	19th Round	Colorado Rockies
Scott Wilson	3B	40th Round	St. Louis Cardinals

*compensatory pick between the first and second rounds

1996 CONFERENCE USA BASEBALL DRAFTEES

UAB			
B.J. Huff	OF		New York Mets

MEMPHIS			
Jonathan Lyons	P		Boston Red Sox

SAINT LOUIS			
Mike Huelsmann	OF		Cleveland Indians

SOUTH FLORIDA			
Gio Cafaro	OF		Milwaukee Brewers
Adam Danner	P		New York Yankees
Chris Heintz	3B		Chicago White Sox
Mark Roberts	P		Chicago White Sox

SOUTHERN MISS			
John Bale	P		Toronto Blue Jays
Chad Bradford	P		Chicago White Sox

2013 COMPOSITE SCHEDULE

FRI., FEBRUARY 15

Virginia at East Carolina
Northeastern at Houston
Marshall at Old Dominion
Illinois State at Memphis
Stanford at Rice
Missouri at Southern Miss
Century Link Invit. (San Marcos, Texas)
Tulane vs. Sam Houston State
Southern Illinois at UAB
Siena at UCF

SAT., FEBRUARY 16

Virginia at East Carolina
Northeastern at Houston
Marshall at Old Dominion
Illinois State at Memphis
Stanford at Rice
Missouri at Southern Miss
Century Link Invit. (San Marcos, Texas)
Tulane at Texas State
Southern Illinois at UAB
Siena at UCF

SUN., FEBRUARY 17

Virginia at East Carolina
Northeastern at Houston
Marshall at Old Dominion
Illinois State at Memphis
Stanford at Rice
Missouri at Southern Miss
Century Link Invit. (San Marcos, Texas)
Tulane vs. Missouri State
Southern Illinois at UAB
Siena at UCF

TUE., FEBRUARY 19

Campbell at East Carolina
Houston at Sam Houston State
Arkansas State at Memphis
Dallas Baptist at Rice
Southern Miss at Alabama
Southeastern La. at Tulane
UAB at Jacksonville State
Florida at UCF

WED., FEBRUARY 20

Jacksonville State at UAB

THU., FEBRUARY 21

Keith LeClair Classic (Greenville, N.C.)
Illinois at East Carolina

FRI., FEBRUARY 22

Keith LeClair Classic (Greenville, N.C.)
New Mexico State at East Carolina
Houston at Texas State
Marshall at North Carolina A&T
Missouri at Memphis
Rice at Hawai'i
Southern Miss Invit. (Hattiesburg, Miss.)
Eastern Illinois at Southern Miss
Notre Dame at Tulane

Xavier at UAB
UCF Tournament (Orlando, Fla.)
Connecticut at UCF

SAT., FEBRUARY 23

Keith LeClair Classic (Greenville, N.C.)
Boston College at East Carolina
Houston at Texas State
Marshall at North Carolina A&T (DH)
Missouri at Memphis
Rice at Hawai'i
Southern Miss Invit. (Hattiesburg, Miss.)
Missouri State at Southern Miss
Notre Dame at Tulane
Xavier at UAB
UCF Tournament (Orlando, Fla.)
Texas Tech at UCF

SUN., FEBRUARY 24

Houston at Texas State
Marshall at Coastal Carolina
Missouri at Memphis
Rice at Hawai'i
Southern Miss Invit. (Hattiesburg, Miss.)
Alcorn State at Southern Miss
Notre Dame at Tulane
Xavier at UAB
UCF Tournament (Orlando, Fla.)
Troy at UCF

MON., FEBRUARY 25

Rice at Hawai'i

TUE., FEBRUARY 26

VCU at East Carolina
Houston Baptist at Houston
Memphis at Mississippi
Southern Miss at Louisiana-Monroe
Tulane at Nicholls State
South Florida at UCF

WED., FEBRUARY 27

Liberty at East Carolina
New Orleans at Tulane
UCF at Bethune-Cookman

FRI., MARCH 1

St. John's at East Carolina
Houston College Classic (Houston, Texas)
Texas A&M vs. Houston
North Carolina vs. Rice
Marshall at USC Upstate
Louisiana-Monroe at Memphis
Southern Miss at Troy
Tulane at Alabama
UAB at Georgia
Winthrop at UCF

SAT., MARCH 2

St. John's at East Carolina
Houston College Classic (Houston, Texas)
Baylor vs. Houston
Texas A&M vs. Rice

Marshall vs. Wofford (DH)
Louisiana-Monroe at Memphis
Southern Miss at Troy
Tulane at Alabama
UAB at Georgia
Winthrop at UCF

SUN., MARCH 3

St. John's at East Carolina
Houston College Classic (Houston, Texas)
California vs. Houston
Baylor vs. Rice
Marshall at USC Upstate
Louisiana-Monroe at Memphis
Southern Miss at Troy
Tulane at Alabama
UAB at Georgia
Winthrop at UCF

MON., MARCH 4

California at Rice

TUE., MARCH 5

UNC Greensboro at East Carolina
Penn State at Houston
Northwestern State at Tulane
St. Joseph's at UAB
North Florida at UCF

WED., MARCH 6

East Carolina at Old Dominion
Penn State at Houston
Sam Houston State at Rice
Southern Miss at South Alabama
Northwestern State at Tulane
St. Joseph's at UAB
UCF at Miami (Fla.)

FRI., MARCH 8

Monmouth at East Carolina
TAMUCC at Houston
Marshall at Northern Kentucky
Buffalo at Memphis
Rice at FIU
Louisiana-Lafayette at Southern Miss
High Point at Tulane
UAB at Arkansas State
Jacksonville at UCF

SAT., MARCH 9

Monmouth at East Carolina
TAMUCC at Houston
Marshall at Northern Kentucky (DH)
Buffalo at Memphis
Rice at FIU
Louisiana-Lafayette at Southern Miss
High Point at Tulane
UAB at Arkansas State
Jacksonville at UCF

SUN., MARCH 10

Monmouth at East Carolina
 TAMUCC at Houston
 Marshall at Northern Kentucky
 Buffalo at Memphis
 Rice at FIU
 Louisiana-Lafayette at Southern Miss
 High Point at Tulane
 UAB at Arkansas State
 UCF at Jacksonville

TUE., MARCH 12

Old Dominion at East Carolina
 Houston at Baylor
 Marshall vs. Radford (BWV)
 Memphis at Alabama
 Louisiana Tech at Rice
 Southern Miss vs. Mississippi State (P)
 Tulane at Southeastern Louisiana
 UAB at Troy
 Florida A&M at UCF

WED., MARCH 13

East Carolina at Campbell
 Memphis at Alabama
 Louisiana Tech at Rice
 Southeastern Louisiana at Tulane
 Florida A&M at UCF

FRI., MARCH 15

East Carolina at Jacksonville
 New Orleans at Houston
 Central Michigan vs. Michigan
 Kent State at Memphis
 Harvard at Rice
 Central Arkansas at Southern Miss
 UTSA at Tulane
RussMatt Cen. Fla. Invit. (Orlando, Fla.)
 UAB vs. Valparaiso
 Columbia at UCF

SAT., MARCH 16

East Carolina at Jacksonville
 Baylor at Houston
 Central Michigan vs. Michigan
 Kent State at Memphis
 Harvard at Rice
 Central Arkansas at Southern Miss
 UTSA at Tulane
RussMatt Cen. Fla. Invit. (Orlando, Fla.)
 UAB vs. Indiana
 Columbia at UCF

SUN., MARCH 17

East Carolina at Jacksonville
 New Orleans at Houston
 Central Michigan vs. Michigan
 Kent State at Memphis
 Harvard at Rice
 Central Arkansas at Southern Miss
 UTSA at Tulane
RussMatt Cen. Fla. Invit. (Orlando, Fla.)
 UAB vs. Dartmouth
 Columbia at UCF

TUE., MARCH 19

East Carolina at UNC Wilmington
 Texas at Houston
 West Virginia vs. Marshall (CH)
 Memphis at UT-Martin
 Stephen F. Austin at Rice
 New Orleans at Tulane

WED., MARCH 20

High Point at East Carolina
 Harvard at Houston
 UTSA at Rice
 Southern Miss vs. Auburn (MAL)
 UCF at Jacksonville

FRI., MARCH 22

East Carolina at Houston
 Marshall at Radford
Memphis at Tulane
Rice at Southern Miss
UCF at UAB

SAT., MARCH 23

East Carolina at Houston
 Marshall at Radford
Memphis at Tulane
Rice at Southern Miss
UCF at UAB

SUN., MARCH 24

East Carolina at Houston
 Marshall at Radford
Memphis at Tulane
Rice at Southern Miss
UCF at UAB

TUE., MARCH 26

William & Mary at East Carolina
 Houston at Lamar
 Marshall at Kentucky
 Middle Tennessee at Memphis
 Rice at Sam Houston State
 South Alabama at Southern Miss
 LSU at Tulane
 Alabama vs. UAB (H)

WED., MARCH 27

East Carolina at Elon
 Middle Tennessee at Memphis

THU., MARCH 28

Tulane at Rice
Southern Miss at UCF

FRI., MARCH 29

N.C. Central at East Carolina
UAB at Marshall (CH)
Houston at Memphis
Tulane at Rice
Southern Miss at UCF

SAT., MARCH 30

N.C. Central at East Carolina
UAB at Marshall (CH)
Houston at Memphis
Tulane at Rice
Southern Miss at UCF

SUN. MARCH 31

Houston at Memphis
UAB at Marshall (CH)
Southern Miss at UCF

MON., APRIL 1

Texas State at Rice

TUE., APRIL 2

NC State at East Carolina
 Sam Houston State at Houston
 Marshall at West Virginia
 Mississippi at Memphis (AZ)
 Nicholls State at Tulane
 UCF at Florida

WED., APRIL 3

Marshall at Eastern Kentucky
 Southern Miss vs. LSU (Z)
 Jacksonville State at UAB

FRI., APRIL 5

Rice at East Carolina
Houston at Marshall (CH)
UCF at Memphis
Tulane at Southern Miss
 Savannah State at UAB

SAT., APRIL 6

Rice at East Carolina
Houston at Marshall (CH)
UCF at Memphis
Tulane at Southern Miss
 Savannah State at UAB

SUN., APRIL 7

Rice at East Carolina
Houston at Marshall (CH)
UCF at Memphis
Tulane at Southern Miss
 Savannah State at UAB

TUE., APRIL 9

East Carolina at NC State
 Arkansas-Pine Bluff at Memphis
 Rice at Lamar
 Southern Miss at New Orleans
 Tulane at Louisiana-Lafayette
 UAB at Samford

WED., APRIL 10

Marshall at Ohio State
 Arkansas-Pine Bluff at Memphis
 New Orleans at Southern Miss
 UAB at Jacksonville State
 UCF at South Florida

FRI., APRIL 12

East Carolina at Tulane
 Seton Hall at Houston
Marshall at Southern Miss
Memphis at UAB
UCF at Rice





SAT., APRIL 13

East Carolina at Tulane
Seton Hall at Houston
Marshall at Southern Miss
Memphis at UAB
UCF at Rice

SUN., APRIL 14

East Carolina at Tulane
Seton Hall at Houston
Marshall at Southern Miss
Memphis at UAB
UCF at Rice

TUE., APRIL 16

UNC Wilmington at East Carolina
Texas Southern at Houston
Marshall at Ohio
Murray State at Memphis
Texas Tech at Rice
Southern Miss vs. Ole Miss (P)
Tulane at Louisiana-Monroe
UAB at Alabama
Florida Atlantic at UCF

WED., APRIL 17

McNeese State at Houston
Texas Tech at Rice

FRI., APRIL 19

East Carolina at UAB
Rice at Houston
Southern Miss at Memphis
Marshall at UCF

SAT., APRIL 20

East Carolina at UAB
Rice at Houston
Southern Miss at Memphis
Marshall at UCF

SUN., APRIL 21

East Carolina at UAB
Rice at Houston
Southern Miss at Memphis
Marshall at UCF

TUE., APRIL 23

Elon at East Carolina
Houston at Texas
Mississippi State at Memphis (AZ)
UAB at Alabama State

WED., APRIL 24

Ohio at Marshall
Alabama at Southern Miss
Tulane at LSU

FRI., APRIL 26

Memphis at East Carolina
Houston at UCF
UAB at Southern Miss
Tulane at Marshall (CH)

SAT., APRIL 27

Memphis at East Carolina
Houston at UCF
UAB at Southern Miss
Tulane at Marshall (CH)

SUN., APRIL 28

Memphis at East Carolina
Houston at UCF
UAB at Southern Miss
Tulane at Marshall (CH)

TUE., APRIL 30

Louisiana-Lafayette at Houston
Morehead State at Marshall
Memphis at Arkansas State
Louisiana-Monroe at Southern Miss
Southeastern Louisiana at Tulane
Samford at UAB

WED., MAY 1

Eastern Kentucky at Marshall
Lamar at Rice
New Orleans at Tulane

FRI., MAY 3

Southern Miss at East Carolina
Houston at Tulane
Marshall at Memphis
Rice at UAB
UCF at Florida State

SAT., MAY 4

Southern Miss at East Carolina
Houston at Tulane
Marshall at Memphis
Rice at UAB
UCF at Florida State

SUN., MAY 5

Southern Miss at East Carolina
Houston at Tulane
Marshall at Memphis
Rice at UAB
UCF at Florida State

TUE., MAY 7

Houston at McNeese State
Nicholls State at Tulane

WED., MAY 8

Rice at Louisiana Tech
Bethune-Cookman at UCF

FRI., MAY 10

East Carolina at Marshall (BWV)
UAB at Houston
Memphis at Rice
SIU-Edwardsville at Southern Miss
Tulane at UCF

SAT., MAY 11

East Carolina at Marshall (BWV)
UAB at Houston
Memphis at Rice
SIU-Edwardsville at Southern Miss
Tulane at UCF

SUN., MAY 12

East Carolina at Marshall (BWV)
UAB at Houston
Memphis at Rice
SIU-Edwardsville at Southern Miss
Tulane at UCF

TUE., MAY 14

Marshall vs. West Virginia (BWV)
Austin Peay at Memphis
Rice at Texas State
Mississippi at Southern Miss
Troy at UAB
UCF at Florida Atlantic

THUR., MAY 16

UCF at East Carolina
Southern Miss at Houston
Memphis at Southeast Missouri
Marshall at Rice
UAB at Tulane

FRI., MAY 17

UCF at East Carolina
Southern Miss at Houston
Memphis at Southeast Missouri
Marshall at Rice
UAB at Tulane

SAT., MAY 18

UCF at East Carolina
Southern Miss at Houston
Memphis at Southeast Missouri
Marshall at Rice
UAB at Tulane

WED.-SUN., MAY 22-26

Conference USA Championship (Houston, Texas, hosted by Rice)

FRI.-MON., MAY 31-JUNE 3

NCAA Regionals (Sites TBD)

FRI.-MON., JUNE 7-10

NCAA Super Regionals (Sites TBD)

SAT., JUNE 15-WED., JUNE 26

College World Series (Omaha, NE)

CH – Charleston, W. Va.
H – Hoover, Ala.
AZ- AutoZone Park, Memphis, Tenn.
P- Pearl, Miss.
Z- Metairie, La.
BWV- Beckley, W. Va.
MAL – Mobile, Ala.

CONFERENCE USA

5201 N. O'Connor Blvd., Suite 300
Irving, TX 75039
P: 214/774-1300 • F: 214/496-0055
conferenceusa.com

Russell Anderson, Assistant Commissioner for Football and Baseball Operations (rdanderson@c-usa.org)

Courtney Morrison-Archer, Assistant Commissioner for Public Affairs (cmarcher@c-usa.org)

Debbie Davis, Associate Director of Media Relations (ddavis@c-usa.org)

Jeremiah Ingram, Assistant Director of Media Relations (jingham@c-usa.org)

William Draper, C-USA Digital Network Producer (wdraper@c-usa.org)

Stacie Erfle, C-USA Digital Network Coordinator (serfle@c-usa.org)

SID DIRECTORY

EAST CAROLINA

320 Ward Sports Medicine Building
Greenville, NC 27858

252/737-4522

Fax: 252/737-4528

Assistant AD: Tom McClellan

→ mcclellant@ecu.edu

Associate: Jody Jones

→ jonesjod@ecu.edu

Assistant: Malcolm Gray

→ graym@ecu.edu

Assistant: Lindy Zamora

→ Zamorab@ecu.edu

Assistant: Joe Prisco

→ priscoj@ecu.edu



MEMPHIS

203 Athletic Office Building
570 Normal

Memphis, TN 38152

901/678-2337

Fax: 901/678-4134

Assistant AD: Ron Mears (2397)

→ rmears@memphis.edu

Assistant: Lamar Chance (2349)

→ lchance1@memphis.edu

Assistant: Tammy DeGroff (5787)

→ tdegroff@memphis.edu

Assistant: Brandon Kolditz

→ wkolditz@memphis.edu

Assistant: Mark Taylor (5108)

→ mtylor16@memphis.edu



TULANE

Wilson Center
Ben Weiner Drive

New Orleans, LA 70118-5681

504/865-5506

Fax: 504/865-5512

Assistant AD: Roger Dunaway

→ roger@tulane.edu

Associate: Brian Miller

→ bmiller@tulane.edu

Assistant: Richie Weaver

→ rweaver@tulane.edu

Assistant: Curtis Akey

→ cakey@tulane.edu



HOUSTON

3100 Cullen Boulevard
Houston, TX 77004

713/743-9404

Fax: 713/743-9411

Associate AD: David Bassity

→ dbassity@central.uh.edu

Director: Jeff Conrad

→ jaconrad@mail.uh.edu

Assistant: Kyle Seay

→ kseay@central.uh.edu

Assistant: Allison McClain

→ ammclai@central.uh.edu



RICE

PO Box 1892 MS 548

Houston, TX 77251-1892

713/348-4034

Fax: 713/348-6019

Assistant AD: Chuck Pool

→ cpool@rice.edu

Assistant: Charles Cochrum

→ cochrum@rice.edu

Assistant: John Sullivan

→ jsully@rice.edu

Assistant: David Waxman

→ dwaxman@rice.edu



MARSHALL

Cam Henderson Center - Room 2036
1801 Third Avenue

Huntington, WV 25703

304/696-4660

Fax: 304/696-2325

Assistant AD: Jason Corriher

→ corriher@marshall.edu

Assistant: Stephen Schoon

→ schoon@marshall.edu

Graduate Assistant: Daniel Manget

→ manget@live.marshall.edu



SOUTHERN MISS

118 College Drive #5161

Hattiesburg, MS 39406-0001

601/266-4503

Fax: 601/266-4507

Assistant AD: Jack Duggan

→ jack.duggan@usm.edu

Associate: Shirley Hill

→ shirley.jones-hill@usm.edu

Assistant: Tim Andrzejewski

→ timothy.andrzejewski@usm.edu

Assistant: Kyle Neaves

→ kyle.neaves@usm.edu



UCF

4000 Central Florida Blvd.
Orlando, FL 32816

407/823-ext.

Fax: 407/823-5266

Associate AD: Andy Seeley (2729)

→ aseeley@athletics.ucf.edu

Associate: Doug Richards (2142)

→ drichards@athletics.ucf.edu

Assistant: Brian Ormiston (4869)

→ bormiston@athletics.ucf.edu

Assistant: Eric DeSalvo (6849)

→ edesalvo@athletics.ucf.edu

Assistant: Jenna Marina (2464)

→ jmarina@athletics.ucf.edu

