



2022 CAA Football

Week 1 Notes | CAAFootball.com | @CAAFootball | #CAAFB | YouTube.com/caafootball

Rob Washburn | CAA Associate Commissioner
804.229.4796 | rwashburn@caasports.com

TEAMS	-----CONFERENCE-----				-----OVERALL-----				Home	Away	Neutral	Streak
	W-L	Pct.	PF	PA	W-L	Pct.	PF	PA				
UAlbany	0-0	.000	0	0	0-0	.000	0	0	0-0	0-0	0-0	
Delaware	0-0	.000	0	0	0-0	.000	0	0	0-0	0-0	0-0	
Elon	0-0	.000	0	0	0-0	.000	0	0	0-0	0-0	0-0	
Hampton	0-0	.000	0	0	0-0	.000	0	0	0-0	0-0	0-0	
Maine	0-0	.000	0	0	0-0	.000	0	0	0-0	0-0	0-0	
Monmouth	0-0	.000	0	0	0-0	.000	0	0	0-0	0-0	0-0	
New Hampshire	0-0	.000	0	0	0-0	.000	0	0	0-0	0-0	0-0	
Rhode Island	0-0	.000	0	0	0-0	.000	0	0	0-0	0-0	0-0	
Richmond	0-0	.000	0	0	0-0	.000	0	0	0-0	0-0	0-0	
Stony Brook	0-0	.000	0	0	0-0	.000	0	0	0-0	0-0	0-0	
Towson	0-0	.000	0	0	0-0	.000	0	0	0-0	0-0	0-0	
Villanova	0-0	.000	0	0	0-0	.000	0	0	0-0	0-0	0-0	
William & Mary	0-0	.000	0	0	0-0	.000	0	0	0-0	0-0	0-0	

CAA FOOTBALL PRESEASON AWARDS



Preseason Offensive Player of the Year Ty Son Lawton | RB | Stony Brook

Lawton rushed for a league-high 1,088 yards and 10 touchdowns last season to earn first-team All-CAA honors. His 98.9 rushing yards per game ranked 11th in FCS a year ago and he topped the 100-yard mark in five contests. Lawton was named to the Stats Perform preseason All-America third team in 2022.



Preseason Defensive Player of the Year Nate Lynn | DL | William & Mary

Lynn received first-team All-America accolades in 2021 after recording 52 tackles and ranking among FCS leaders with 12 sacks and six forced fumbles. A finalist for the Buchanan Award last season, Lynn was chosen as the Defensive Player of the Year in the state of Virginia. He is a pre-season first-team All-American in 2022.

2022 CAA FOOTBALL PREDICTED ORDER OF FINISH

(voting by head coaches and media relations directors)

1. Villanova (16 first-place votes)	270
2. Delaware (7 first-place votes)	235
3. Rhode Island	224
4. Richmond	219
5. William & Mary (2 first-place votes)	206
6. Elon (1 first-place vote)	191
7. Stony Brook	151
8. Maine	134
9. New Hampshire	117
10. Monmouth	105
11. Towson	81
12. UAlbany	64
13. Hampton	31

WEEK 1 SCHEDULE

Rankings: Stats Perform/AFCA Coaches

Thursday, September 1

7 p.m.	rv/- Monmouth (0-0, 0-0 CAA) at New Hampshire (0-0, 0-0 CAA)	Wildcat Stadium (11,015) Durham, N.H.
	TV: FloFootball.com	
7 p.m.	22/24 Rhode Island (0-0, 0-0 CAA) at Stony Brook (0-0, 0-0 CAA)	LaValle Stadium (12,300) Stony Brook, N.Y.
	TV: FloFootball.com	

Friday, September 2

6 p.m.	Lehigh (0-0) at 6/5 Villanova (0-0, 0-0 CAA)	Villanova Stadium (10,500) Villanova, Pa.
	TV: FloFootball.com	
7 p.m.	rv/rv William & Mary (0-0, 0-0 CAA) at Charlotte (0-1)	Richardson Stadium (15,313) Charlotte, N.C.
	TV: ESPN3	

Saturday, September 3

12 p.m.	19/19 Delaware (0-0, 0-0 CAA) at Navy (0-0)	Navy-Marine Corps Memorial Stadium (34,000) Annapolis, Md.
	TV: CBS Sports Network	
12:30 p.m.	24/24 Richmond (0-0, 0-0 CAA) at Virginia (0-0)	Scott Stadium (61,500) Charlottesville, Va.
	TV: MASN ACCNX	
6 p.m.	Howard (0-1) at Hampton (0-0, 0-0 CAA)	Armstrong Stadium (12,000) Hampton, Va.
	TV: FloFootball.com	
6 p.m.	Towson (0-0, 0-0 CAA) at Bucknell (0-0)	Christy Mathewson Stadium (13,100) Lewisburg, Pa.
	TV: ESPN+	
7 p.m.	UAlbany (0-0, 0-0 CAA) at Baylor (0-0)	McLane Stadium (45,140) Waco, Texas
	TV: ESPN+	
7 p.m.	rv/rv Elon (0-0, 0-0 CAA) at Vanderbilt (1-0)	Vanderbilt Stadium (40,375) Nashville, Tenn.
	TV: SEC Network+	
8 p.m.	Maine (0-0, 0-0 CAA) at New Mexico (0-0)	University Stadium (39,224) Albuquerque, N.M.
	TV: Mountain West Network	

CAA Communications Directory

**CAA Football**

caafotball.com | @CAAFootball
Contact: Rob Washburn, Associate Commissioner
rwashburn@caasports.com | 804.229.4796

**UAlbany**

ualbanysports.com | @UAlbanyFootball
Contact: Taylor O'Connor, Assistant Director
toconnor3@albany.edu | (O) 518-442-3072 | (C) 518-928-6422

**Delaware**

bluehens.com | @DelawareFB
Contact: Brendan Thomas, Director
brendant@udel.edu | 207-400-2840

**Elon**

elonphoenix.com | @ElonFB
Contact: Jason Knavel, Associate AD
jknavel@elon.edu | (O) 336.278.6761 | (C) 814.464.5009

**Hampton**

hamptonpirates.com | @HUAthletics1868
Contact: Shalyn Moore, Sports Information Director
shalyn.moore@hamptonu.edu | (O) 757.727.5757 | (C) 757.727.5906

**Maine**

goblackbears.com | @BlackBearsFB
Contact: Tyson McHatten, Senior Associate AD
tyson.mchatten@maine.edu | (O) 207.581.3596 | (C) 207.992.7746

**Monmouth**

monmouthhawks.com | @MUHawksFB
Contact: Greg Viscomi, Senior Associate AD
gviscomi@monmouth.edu | (O) 732.571.4447 | (C) 732.966.5821

**New Hampshire**

unhwildcats.com | @UNHWildcats
Contact: Mike Murphy, Associate AD
mike.murphy@unh.edu | (O) 603.862.3906 | (C) 603.969.0774

**Rhode Island**

gorhody.com | @RhodyFootball
Contact: Shane Donaldson, Assistant AD
shane_donaldson@uri.edu | (O) 401.874.2409 | (C) 508.509.7299

**Richmond**

richmondspiders.com | @SpiderFootball
Contact: Matt McCollester, Assistant AD
mmccollester@richmond.edu | (O) 804.287.6313 | 336.676.3407

**Stony Brook**

stonybrookathletics.com | @StonyBrookFB
Contact: Rob DeVita, Associate AD
robert.devita@stonybrook.edu | (O) 631.632.4952 | (C) 646.201.0955

**Towson**

towsontigers.com | @Towson_FB
Contact: Dave Vatz, Director of Media Relations
dvatz@towson.edu | (O) 410.704.3102 | (C) 518.391.5165

**Villanova**

villanova.com | @NovaFootball
Contact: Dean Kenefick, Senior Associate AD
dean.kenefick@villanova.edu | (O) 610.519.6514 | (C) 610.308.4395


**William & Mary**

tribeathletics.com | @WMTribeFootball
Contact: Pete Clawson, Associate AD
pmclaw@wm.edu | (O) 757.221.3369 | (C) 757.869.9323



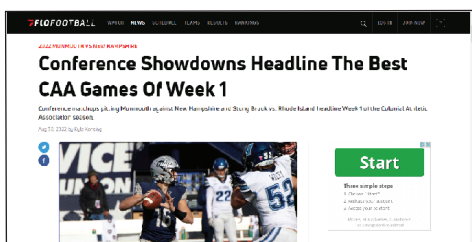
CAAFootball.com

CAAFootball.com is the primary destination for league coverage, featuring scores, standings, stats, news updates and more. The website is also a desition for the latest video content.



FloFootball.com

FloFootball.com is the official digital network of CAA Football. Watch live games and access full game replays throughout the regular season on any internet-connected desktop, mobile or tablet device. Log on to flosports.tv/caa for more information.



CAA Football Social Media

Join the CAA Football conversation on social media with these sport-specific accounts by using #CAAFB



facebook.com/CAAFootball



@CAAFootball | #CAAFB



CAAFootball | #CAAFB



youtube.com/CAAFootball

“Three Things To Watch”

Get ready for all of the upcoming CAA Football action by watching “Three Things To Watch”, the league’s official weekly show. Hosted by Karlie Smith, new shows will be posted on Friday each week of the season on CAAFootball.com and youtube.com/CAAFootball.

CAA Football “Going Deep”

CAA Football’s award-winning “Going Deep” series brings documentary-style feature videos on inspiring stories from around the league. New features will be posted throughout the season on CAAFootball.com and youtube.com/CAAFootball.

FCS ALL IN

FCA ALL IN is a weekly show providing news, highlights, predictions and features from all 15 FCS conferences. The show airs each Friday night at 7 p.m. EST on ESPN+.

CAA Football Pressbox

Located on CAAFootball.com, the CAA Football Pressbox is the official source for all CAA Football information for members of the media. Check the CAA Football Pressbox each week for updated team-by-team weekly releases, league and team stats, as well as other media-related materials. The information will be archived and remain available on the CAA Football Pressbox throughout the season.

CAA Football Weekly Coaches’ Media Teleconference

CAA Football coaches will hold a weekly media Zoom conference beginning Monday, August 29, 2022. The Zoom conference will continue each Monday throughout the 2022 regular season and postseason. The scheduled calls will come to an end when the final CAA Football team completes its season in the NCAA Division I Football Championship.

The teleconference will open with the release of the CAA Football weekly awards. CAA Football coaches will be available to answer questions beginning at 10:10 a.m. (ET). The weekly lineup is listed below.

Media representatives wishing to participate in the teleconference should contact Rob Washburn at the CAA Football office (rwashburn@caasports.com) for the Zoom link and password. Any media members or fans tweeting observations from the teleconference are encouraged to use the official CAA Football hashtag #CAAFB. Audio files from each of the weekly press conferences will be archived on the CAA Football Pressbox by Monday afternoon.

10:00 a.m. _____ CAA Football Update	11:10 a.m. _____ Ryan Carty (Delaware)
10:10 a.m. _____ Jordan Stevens (Maine)	11:20 a.m. _____ Tony Trisciani (Elon)
10:20 a.m. _____ Rick Santos (UNH)	11:30 a.m. _____ Chuck Priore (Stony Brook)
10:30 a.m. _____ Kevin Callahan (Monmouth)	11:40 a.m. _____ Russ Huesman (Richmond)
10:40 a.m. _____ Greg Gattuso (UAlbany)	11:50 a.m. _____ Mike London (W&M)
10:50 a.m. _____ Jim Fleming (Rhode Island)	12:00 p.m. _____ Rob Ambrose (Towson)
11:00 a.m. _____ Mark Ferrante (Villanova)	12:10 p.m. _____ Robert Prunty (Hampton)

Weekly Awards

CAA Football names Offensive, Defensive, Rookie and Special Teams Players of the Week every Monday morning during the regular season. Winners are chosen from nominations provided by CAA Football media relations personnel and are announced at the beginning of the weekly teleconference. The weekly honors release can be accessed at CAAFootball.com.

Annual Awards

All-CAA Football First, Second and Third Teams, Players of the Year on offense, defense and special teams, Rookies of the Year on offense and defense, and Coach of the Year are selected by a vote of the league’s 13 head coaches at the end of the regular season. The awards will be announced by the CAA Football office on Tuesday, November 22.



CONFERENCE NOTES:

THURSDAY NIGHT CONFERENCE GAMES KICK OFF 2022 SLATE: A pair of Thursday night conference games kick off the 2022 CAA Football schedule. League newcomer **Monmouth** visits **New Hampshire** and **Stony Brook** entertains **Rhode Island**. It's the first meeting ever between Monmouth and UNH. SBU has won seven of the eight previous matchups with URI, but the Rams pulled out a 27-20 overtime victory last season.

SIX FBS MATCHUPS HIGHLIGHT WEEK 1 NON-CONFERENCE SCHEDULE: In addition to Thursday's league matchups, there are nine non-conference games in Week 1. Six of them are against FBS opponents as CAA schools face foes from the ACC (**Richmond/Virginia**), American (**Delaware/Navy**), Big 12 (**UAlbany/Baylor**), Conference USA (**William & Mary/Charlotte**), Mountain West (**Maine/New Mexico**) and SEC (**Elon/Vanderbilt**). Three squads take on FCS opponents as defending CAA champ **Villanova** hosts Lehigh, CAA newcomer **Hampton** entertains Howard and **Towson** travels to Bucknell.

SUCCESS AGAINST THE FBS: CAA Football has posted 40 wins over FBS foes in its history and has won at least one game against an FBS team in 12 of the past 14 years. Since 2013, eight different teams have recorded at least one FBS victory and the CAA had multiple wins over FBS opponents in 2016, 2017, 2018 and 2021.

WELCOME TO THE CAA: CAA Football will be the largest FCS conference in the nation in 2022 as the addition of Hampton and Monmouth gives the league 13 members for the first time in history. The Pirates have made five FCS playoff appearances in their history and are 17-16 since 2018 under coach Robert Prunty. Monmouth has gone 38-14 since 2017 and has reached the playoffs three times during that stretch under coach Kevin Callahan. North Carolina A&T and Campbell will join CAA Football in 2023, increasing membership to 15.

NON-CONFERENCE SUCCESS: CAA teams have been dominant against FCS non-conference opponents over the past five years, winning a remarkable 76% of those games. The league was a combined 22-7 in 2021, 8-3 in the shortened 2021 spring season, 30-9 in 2019, 22-9 in 2018 and 26-6 in 2017.

FOUR TEAMS RANKED IN PRESEASON TOP 25: Four CAA teams are ranked in the Stats Perform and AFCA Coaches preseason Top 25 polls. **Villanova** leads the way at #5 in the Coaches poll and #6 in the Stats poll, while **Delaware** is #19 both polls. **Rhode Island** is ranked #22 by Stats and #24 by the Coaches, while **Richmond** is #24 in both polls. **William & Mary** and **Elon** were among others receiving votes in both polls and **Monmouth** picked up votes in the Stats Perform poll. The CAA's four ranked teams trails only the Big Sky (6) and Missouri Valley (5).

SEVEN PLAYERS ON WATCH LISTS FOR LEGACY AWARDS: CAA Football had seven players named to Watch Lists for the Stats Perform Legacy Awards. Monmouth running back **Juwon Farri**, Richmond wide receiver **Jakob Herres** and Richmond quarterback **Reece Udinksi** are on the watch list for the Payton Award, which is given to the top offensive player in FCS. William & Mary defensive end **Nate Lynn**, New Hampshire defensive end **Josiah Silver**, Richmond linebacker **Tristan Wheeler** and Delaware safety **Kedrick Whitehead** are on the watch list for the Buchanan Award, presented to the top defensive player in FCS.

HAMPTON'S BONDS, BURRIS ON PLAYER OF THE YEAR WATCH LIST: Hampton wide receiver **Jadakis Bonds** and running back **Elijah Burris** were recognized on the Black College Football Player of the Year Watch List by the Black College Football Hall of Fame.

PRESEASON ALL-AMERICA HONORS: CAA Football was well-represented on numerous preseason All-America teams. The league had 13 players honored by HERO Sports and 12 by Stats Perform. Making both teams were Rhode Island's **Nick Correia**, Villanova's **Michael**



Corbi, Richmond's **Jakob Herres**, Monmouth's **Ryan Kost**, William & Mary's **Nate Lynn**, Stony Brook's **Kyle Nunez**, New Hampshire's **Josiah Silver**, Richmond's **Tristan Wheeler** and Delaware's **Kedrick Whitehead**. A complete list of preseason All-America honorees is included in the release.

VILLANOVA PICKED TO WIN CAA TITLE: Villanova, which went 10-3 overall last season and earned a share of the CAA Football championship for the first time since 2012, has been picked to win the title again in 2022 by a vote of the league's head coaches and media relations directors. The Wildcats got 16 first-place votes and 270 total points, topping rival Delaware, which received seven first-place votes and placed second with 235 points. Rhode Island was picked third, followed by Richmond, William & Mary, Elon, Stony Brook, Maine, New Hampshire, Monmouth, Towson, UAlbany and Hampton.

SBU'S LAWTON, W&M'S LYNN TOP PRESEASON ALL-CAA TEAM: Stony Brook running back **Ty Son Lawton** was chosen as the CAA preseason Offensive Player of the Year and William & Mary defensive end **Nate Lynn** was selected as the CAA Preseason Defensive Player of the Year by the league's head coaches and media relations directors. Lawton rushed for a CAA-best 1,088 yards and 10 TD's in 2021, while Lynn recorded 52 total tackles and ranked among FCS leaders with 12 sacks and six forced fumbles. Delaware led all schools with five players on the preseason All-CAA team and Villanova had four. The complete team can be found in this release.

THREE NEW COACHES IN THE CAA: CAA Football will have three new head coaches for the 2022 season. New Hampshire elevated former All-America quarterback and associate head coach **Rick Santos** to the head coach position. **Jordan Stevens**, a former Maine team captain and All-CAA defensive end, was chosen as the Black Bears' new head coach. He spent the past seven seasons at Yale as the co-defensive coordinator. Delaware hired **Ryan Carty**, a member of the Blue Hens' 2003 national championship team, as its new head coach. He was the offensive coordinator at Sam Houston State for the past four seasons.

DEEPEST CONFERENCE IN FCS: No conference has proven to be as strong from top to bottom as CAA Football in recent years. Eleven of the league's 13 current members have participated in the FCS playoffs since 2015.

MULTIPLE TEAMS IN THE FCS PLAYOFFS: CAA Football has had multiple teams in the playoffs for 31 straight years, and has had at least three teams in the playoff field in 14 of the past 16 years. Ten times in league history at least four teams were chosen. Five teams were picked in 2007, 2008 and 2011 and the CAA set a record with six teams selected in 2018.

SEMIFINAL STREAK CONTINUES: At least one CAA team has advanced to the semifinals of the FCS playoffs for the past nine seasons. Towson (2013), New Hampshire (2014), Richmond (2015), James Madison (2016, 2017, 2019, 2020, 2021), Maine (2018) and Delaware (2020) reached the semis in that stretch.

CAA KNOWS THE WAY TO FRISCO: CAA Football has had a team in the FCS championship game 11 times since 2003. Four different schools have combined to win five national titles during that stretch - Delaware (2003), JMU (2004, 2016), Richmond (2008) and Villanova (2009). Former member UMass also claimed a national title in 1998.





UALBANY

0-0 Overall/0-0 CAAFB

- Opens the year at defending Big 12 champion Baylor, which enters the 2022 season ranked #10 in the AP and Coaches polls.
- Roy Alexander was UA's top receiver last season as a freshman, making 37 receptions for 560 yards and 3 TD's.
- Linebacker Jackson Ambush recorded a team-high 97 tackles last season and added 5.0 TFL's and a forced fumble. He was named to the All-CAA third team and was chosen as a Freshman All-American by HERO Sports.
- AJ Mistler, a four-year starter at LB, enters the season with 249 career tackles and 18.5 TFL's. He made 61 stops in 2021.
- WR Jackson Parker made 23 catches for 285 yards over the final four games in 2021. He finished with 32 grabs for 461 yards.
- Transfer Tyler Pastula led the CAA with a 42.5-yard punting average last season at Delaware. He had 13 punts of 50+ yards and earned first-team all-conference honors.

HAMPTON

0-0 Overall/0-0 CAAFB

- Faces longtime rival Howard on Saturday in their first game as a CAA member after moving from the Big South Conference.
- Jadakis Bonds made the All-Big South first team for the second time in 2021 after making 54 catches for 773 yards and 6 TD's. He had a school-record 15 TD grabs in 2019 and owns the HU career mark for receiving TD's.
- RB Elijah Burris was named the Big South Offensive Freshman of the Year in 2021 after rushing for a team-high 640 yards and 6 touchdowns.
- DB Ali Shockley topped the Pirates and ranked 4th in the Big South with 89 tackles last season.
- LB KeShaun Moore made the All-Big South second team in 2021 after contributing 13.5 TFL's and 7.5 sacks.
- PK Axel Perez connected on 10-of-11 FG's last season and was 32-of-35 on extra points. He was chosen to the All-Big South second team.

DELAWARE

0-0 Overall/0-0 CAAFB

- Ryan Carty makes his UD head coaching debut on Saturday at Navy. It's the first meeting between the teams since 2013.
- QB Nolan Henderson was limited to four games last season due to injury, but earned 1st-team All-CAA honors in 2020-21.
- Thyrick Pitts led the Blue Hens in receptions (43), receiving yards (669) and receiving TD's (7) in 2021. He had a touchdown catch in six of the team's 11 games.
- Safety Kedrick Whitehead has garnered All-America honors for the past two seasons and is a three-time All-CAA pick. He was second on the team with 76 tackles in 2021.
- LB Johnny Buchanan made a team-best 81 tackles last season and added 5.5 TFL's. He was named to the All-CAA second team.
- The Blue Hens had a league-high five players on the 2022 preseason All-CAA team.
- Delaware is 15-18 all-time against FBS opponents, which is the third-most wins by any FCS program in those games.

MAINE

0-0 Overall/0-0 CAAFB

- Visits New Mexico on Saturday in the first game under head coach Jordan Stevens.
- QB Joe Fagnano was limited to four games due to injury in 2021, but passed for over 200 yards and 2 TD's in three of them. He threw for 1,835 yards and 17 TD's in 2019 and made the All-CAA 2nd team in 2020-21.
- Freddie Brock ran for a team-high 720 yards and 7 TD's last season. He also had 3 receiving TD's and found the end zone in eight of the Black Bears' final nine games.
- TE Shawn Bowman earned 3rd-team All-CAA honors in 2021 after making 24 catches for 282 yards and 4 TD's in 2021.
- Maine recorded FBS wins over Western Kentucky (31-28) in 2018 and UMass (35-10) last season.
- LB Adrian Otero ranked third on the team in tackles last season with 63. He made 83 stops and 5.0 TFL's in 2019.
- New Mexico is the furthest that Maine has traveled for a regular-season game since 1990 when it faced Hawaii.

ELON

0-0 Overall/0-0 CAAFB

- Faces SEC foe Vanderbilt on Saturday night. The Phoenix were 4-2 on the road last year.
- Elon finished third in the CAA a year ago and posted its first winning season since 2018 with a 6-5 mark.
- Jackson Parham ranked 3rd in the CAA in receiving yards (820) and receptions (57) in 2021. He made the All-CAA first team.
- Safety Cole Coleman earned first-team All-CAA honors in 2021 after making a team-high 71 stops. The preseason All-American enters the year with 246 career tackles.
- In addition to Parham, Elon returns WR's Bryson Daughtry and Chandler Brayboy, who each made 35 catches last season and combined for eight touchdowns.
- PK Skyler Davis was 17-for-22 on FG's last season and made his final nine attempts. He connected on three FG's from 50+ yards, including a school-record 52-yarder.
- LB Devonte Chander tallied 70 tackles and 10.5 TFL's last season.

MONMOUTH

0-0 Overall/0-0 CAAFB

- Travels to league foe New Hampshire on Thursday for their first game as a CAA member after moving from the Big South.
- QB Tony Muskett earned 1st team All-Big South honors last season after passing for 2,651 yards and 25 TD's. The 25 touchdowns were the 2nd-most in school history.
- MU returns its top three rushers from last season - Juwon Farri (705 yds, 8 TD's), Jaden Shirden (497 yds, 3 TD's) and Owen Wright (370 yds, 2 TD's). Farri was a 1st team All-Big South selection.
- Eddie Morales III made the All-Big South first team as a DB and punt returner in 2021. He recorded 57 tackles and 3 int., and led the BSC in punt return yardage.
- DB Tyrese Wright led the Hawks with 71 tackles last season.
- Punter Ryan Kost ranked 8th nationally with a 44.3 yard average last season and is a two-time All-Big South pick.
- Monmouth is 38-14 since 2017 and has made three FCS playoff appearances.





NEW HAMPSHIRE

0-0 Overall/0-0 CAAFB

- Hosts CAA newcomer Monmouth in their opening game on Thursday night.
- Former All-America QB Rick Santos begins his first season as head coach at UNH. He went 6-5 as the interim coach in 2019.
- Max Brosmer returns at QB for UNH after missing last season due to injury. He passed for 1,967 yards and 12 TD's in 2019.
- Dylan Laube led the CAA and ranked 4th in FCS in all-purpose yards (147.4 ypg) in 2021. He ran for 501 yards, had 206 receiving yards and averaged 21.7 yards on KOR's.
- DE Josiah Silver earned All-America honors as a freshman in 2021 after ranking 6th in FCS in sacks (12.5) and TFL's (20.5) and leading UNH with 80 total tackles.
- Brian Espanet made 34 catches last season for a team-best 454 yards and 7 TD's.
- LB Ryan Toscano was second on the team with 67 tackles in 2021. He had two games with double-digit stops.

RHODE ISLAND

0-0 Overall/0-0 CAAFB

- Travels to CAA foe Stony Brook to start the season on Thursday night.
- Kasim Hill returns at QB after throwing for 2,170 yards and 18 TD's last season. He had six games with multiple TD passes and five contests with 200+ passing yards.
- TE Caleb Warren earned 1st team All-CAA honors in 2021 after making 23 catches for 386 yards and 3 TD's in only eight games.
- DB Jordan Jones ranked 2nd in the CAA and 5th in FCS with 6 interceptions last season. He made the All-CAA second team.
- LB Evan Stewart was tied for the team lead with 88 tackles in 2021 and added 7 PBU's.
- Davey Schaum-Bartocci has averaged 40.0 yards per punt in his career and has three of the top 10 season averages in URI history.
- URI returns four players who started every game on the offensive line last season, led by preseason All-American Nick Correia.

RICHMOND

0-0 Overall/0-0 CAAFB

- Makes the short trip to Virginia for their season opener. The Spiders beat the Cavaliers, 37-20, to start the season in 2016.
- Reece Udinski makes his first start at QB for UR after a sensational career at VMI where he passed for a school-record 7,877 yards and 48 touchdowns.
- RB Aaron Dykes finished with 11 TD's in 2021 and was the only FCS player to score a TD rushing, receiving and on a KOR. Dykes led UR in rushing (516) and AP yards (1306).
- All-America LB Tristan Wheeler led the CAA with 114 tackles last season and has made 256 career stops in just 24 total games. He ranks 5th in career tackles among active FCS players.
- WR Jakob Herres joins the Spiders from VMI. He is the FCS active leader in career receptions (226) and receiving yards (3,006) and is second in TD catches (26).
- UR will try to maintain the momentum from closing 2021 on a four-game winning streak.

STONY BROOK

0-0 Overall/0-0 CAAFB

- Opens the 2022 season at home against CAA foe Rhode Island on Thursday night.
- Ty Son Lawton led the CAA with 1,088 rushing yards and 10 TD's last season, becoming SBU's first 1,000-yard rusher since 2018. He was chosen as the 2022 CAA Preseason Offensive Player of the Year.
- LB Tyler King earned 2nd team All-CAA and Freshman All-America honors last season after recording a team-high 95 tackles and 12.5 TFL's.
- Shawn Harris, Jr. topped SBU in receptions (31) and receiving yards (586) last year.
- Along with King, the Seawolves return LB Reidgee Dimanche (79 tackles) and DB Carthell Flowers (72 tackles), who ranked 2nd and 3rd on the team in stops in 2021.
- Kyle Nunez is back for his fifth season on the SBU offensive line. He's earned All-CAA honors in each of his four previous years.
- The Seawolves won four of their final five games last season.

TOWSON

0-0 Overall/0-0 CAAFB

- Visits Patriot League member Bucknell to start the season on Saturday night.
- The Tigers will have a different look in 2022 with the addition of more than 50 new players to the roster.
- DL Jesus Gibbs has been selected to the watch list for the 2023 Reese's Senior Bowl. A transfer from South Carolina, he recorded 15 tackles and 3.0 TFL's for the Tigers in four games last year before being injured.
- D'Ago Hunter was among CAA leaders in kickoff (22.2 avg) and punt (7.1 avg) returns and also rushed for 122 yards and a TD.
- WR Darian Street was second on the team in receiving yards (336) and third in catches (24) a year ago.
- FB Luke Hamilton received 2nd team All-CAA honors in 2021 and made the 2022 preseason All-CAA squad.
- DL Vinnie Shaffer recorded 4.5 sacks last season and also tallied 38 tackles.

VILLANOVA

0-0 Overall/0-0 CAAFB

- Entertains Lehigh on Friday night to start the 2022 campaign. It's the first time that VU has opened at home since 2004.
- VU returns its top three receivers - Rayjoun Pringle (41 rec, 843 yds, 8 TD's), Jaaron Hayek (40 rec, 671 yds, 9 TD's) and Dez Boykin (20 rec, 308 yds, 2 TD's).
- Connor Watkins takes over as VU's starting QB after serving as a backup to Dan Smith for the past three years.
- RB's Jalen Jackson and DeeWil Barlee combined to rush for 1,001 yards and 7 TD's last season.
- Among the returnees from VU's nationally ranked defense of a year ago are DB Ethan Potter (49 tackles) and DL Garrett Zobel (39 tackles, 5.0 TFL).
- VU forced 25 TO's last season, including a CAA-best 19 interceptions.
- VU earned a share of the CAA Football title last season for the first time since 2012 and advanced to the quarterfinals of the FCS playoffs for the first time since 2014.



**WILLIAM & MARY****0-0 Overall/0-0 CAAFB**

- Meets Charlotte for the first time on Friday night to start the 2022 season.
- Charlotte head coach Will Healy was a co-captain on Richmond's 2008 FCS national championship team that was coached by W&M head coach Mike London.
- DL Nate Lynn was a consensus All-American last season after ranking among FCS leaders with a school-record 12.0 sacks and six forced fumbles.
- W&M topped the CAA and was 12th in FCS in rushing (205.5 ypg) last year. The Tribe has its top seven rushers back - including Bronson Yoder (622 yds, 4 TD's) and Donayn Lester (519 yds, 5 TD's).
- QB Darius Wilson was the CAA Offensive Rookie of the Year in 2021 after tallying 1,591 yards of offense and 10 TD's.
- Trey Watkins has been W&M's leading tackler for the past three seasons and has 194 stops for his career.
- DL Carl Fowler is in his third year of law school at W&M.

CAA CELEBRATES 75 YEARS OF SUCCESS

CAA Football will celebrate a special milestone during the 2022 season as the conference reaches 75 years.

The league began with six institutions (Connecticut, Maine, Massachusetts, New Hampshire, Rhode Island and Vermont) in 1947 as the Yankee Conference and continued under that banner for 50 seasons. The Atlantic 10 assumed operation of the conference for the next decade from 1997-2006. CAA Football began in 2007 and has built on the league's legacy of success over the past 15 years.

To commemorate the milestone, CAA Football has developed a 75-year logo that will be used through the 2022 campaign. The logo will be used on helmet stickers that each team will wear, as well as on coins used by officials for the pre-game toss. CAA Football will also produce a series of video features throughout the season, taking a look back at some of the coaches and student-athletes who have helped impact the conference over the past 75 years.

CAA Football is set to make more history in 2022 as the conference features 13 members for the first time (UAlbany, Delaware, Elon, Hampton, Maine, Monmouth, New Hampshire, Rhode Island, Richmond, Stony Brook, Towson, Villanova and William & Mary). North Carolina A&T and Campbell will become the 14th and 15th members for the 2023 season.

The conference has captured six FCS national championships since 1998, posted seven national runner-up finishes, and had 18 teams reach the semifinals of the FCS playoffs over the last 16 years. The league's 119 all-time wins in the playoffs are the second-most of any FCS conference. CAA Football boasts 30 individual national award winners and 122 former players have been drafted by NFL franchises.

CAA Football Membership History**Current Membership**

University at Albany (2013-present)
 University of Delaware (1986-present)
 Elon University (2014-present)
 Hampton University (2022-present)
 University of Maine (1947-present)
 Monmouth University (2022-present)
 University of New Hampshire (1947-present)
 University of Rhode Island (1947-present)
 University of Richmond (1986-present)
 Stony Brook University (2013-present)
 Towson University (2004-present)
 Villanova University (1988-present)
 William & Mary (1993-present)

Past Members

Boston University (1973-1997)
 University of Connecticut (1947-1999)
 Georgia State University (2012)
 Hofstra University (2001-2009)
 James Madison University (1993-2021)
 University of Massachusetts (1947-2011)
 Northeastern University (1993-2009)
 Old Dominion University (2011-2012)
 University of Vermont (1947-1974)





2022 CAA Football Schedule & Results

Thursday, September 1

- *Monmouth at New Hampshire - 7 p.m.
- *Rhode Island at Stony Brook - 7 p.m.

Friday, September 2

- Lehigh at Villanova - 6 p.m.
- William & Mary at Charlotte - 7 p.m.

Saturday, September 3

- Delaware at Navy - 12 p.m.
- Richmond at Virginia - 12:30 p.m.
- Howard at Hampton - 6 p.m.
- Towson at Bucknell - 6 p.m.
- UAlbany at Baylor - 7 p.m.
- Elon at Vanderbilt - 7 p.m.
- Maine at New Mexico - 8 p.m.

Saturday, September 10

- *New Hampshire at UAlbany - 7 p.m.
- Colgate at Maine - 1 p.m.
- Villanova at LIU - 1 p.m.
- Fordham at Monmouth - 1 p.m.
- Saint Francis (Pa.) at Richmond - 5:30 p.m.
- Campbell at William & Mary - 6 p.m.
- Tuskegee at Hampton - 6 p.m.
- Delaware State at Delaware - 6 p.m.
- Elon at Wofford - 6 p.m.
- Rhode Island at Bryant - 6 p.m.
- Morgan State at Towson - 7 p.m.

Saturday, September 17

- *Delaware at Rhode Island - 1 p.m.
- Richmond at Lehigh - 12 p.m.
- Towson at West Virginia - 1 p.m.
- UAlbany at Fordham - 1 p.m.
- Georgetown at Monmouth - 1 p.m.
- Hampton at Norfolk State - 2 p.m.
- William & Mary at Lafayette - 3:30 p.m.
- Stony Brook at UMass - 3:30 p.m.
- Gardner-Webb at Elon - 6 p.m.
- North Carolina Central at New Hampshire - 6 p.m.
- Maine at Boston College - 7:30 p.m.

Saturday, September 24

- *Stony Brook at Richmond - 2 p.m.
- *Elon at William & Mary - 3:30 p.m.
- *Monmouth at Villanova - 3:30 p.m.
- *New Hampshire at Towson - 4 p.m.
- *Hampton at Delaware - 6 p.m.
- Central Connecticut at UAlbany - 3:30 p.m.
- Rhode Island at Pitt - TBA

Saturday, October 1

- *Villanova at Maine - 1 p.m.
- *Richmond at Elon - 2 p.m.
- *Towson at Delaware - 3 p.m.
- *William & Mary at Stony Brook - 3:30 p.m.
- Monmouth at Lehigh - 12 p.m.
- Brown at Rhode Island - 6 p.m.
- New Hampshire at Western Michigan - TBA

Saturday, October 8

- *UAlbany at Monmouth - 1 p.m.
- *Towson at Elon - 2 p.m.
- *Maine at Hampton - 2 p.m.
- *Delaware at William & Mary - 3:30 p.m.
- *Stony Brook at New Hampshire - 3:30 p.m.

Saturday, October 15

- *Monmouth at Maine - 1 p.m.
- *Elon at Rhode Island - 1 p.m.
- *Hampton at UAlbany - 3:30 p.m.
- *Villanova at Richmond - 3:30 p.m.
- New Hampshire at Dartmouth - 1:30 p.m.
- Stony Brook at Fordham - 6 p.m.

Saturday, October 22

- *Elon at New Hampshire - 1 p.m.
- *Rhode Island at Monmouth - 1 p.m.
- *Richmond at Hampton - 2 p.m.
- *UAlbany at Villanova - 3:30 p.m.
- *Maine at Stony Brook - 3:30 p.m.
- *William & Mary at Towson - 4 p.m.
- Morgan State at Delaware - 3 p.m.

Saturday, October 29

- *Hampton at Villanova - 1 p.m.
- *Richmond at Maine - 1 p.m.
- *Stony Brook at UAlbany - 1 p.m.
- *Rhode Island at William & Mary - 1 p.m.
- *Towson at Monmouth - 1 p.m.
- *Delaware at Elon - 3:30 p.m.

Saturday, November 5

- *William & Mary at Hampton - 1 p.m.
- *Monmouth at Delaware - 1 p.m.
- *Maine at Rhode Island - 1 p.m.
- *UAlbany at Elon - 2 p.m.
- *Villanova at Towson - 2 p.m.
- *New Hampshire at Richmond - 3:30 p.m.
- Morgan State at Stony Brook - 1 p.m.

Saturday, November 12

- *Maine at UAlbany - 12 p.m.
- *Towson at Stony Brook - 1 p.m.
- *Elon at Hampton - 1 p.m.
- *Rhode Island at New Hampshire - 1 p.m.
- *Villanova at William & Mary - 1 p.m.
- *Richmond at Delaware - 1 p.m.

Saturday, November 19

- *New Hampshire at Maine - 12 p.m.
- *William & Mary at Richmond - 12 p.m.
- *Stony Brook at Monmouth - 12 p.m.
- *UAlbany at Rhode Island - 1 p.m.
- *Delaware at Villanova - 1 p.m.
- *Hampton at Towson - 1 p.m.

* - CAA Football Game





CAA Football Team-by-Team Capsules

UALBANY GREAT DANES (0-0, 0-0 CAA)

Home Stadium: Tom & Mary Casey Stadium (8,500)

Home: 0-0 Away: 0-0 vs. Stats Top 25: 0-0 vs. AFCA Top 25: 0-0

Sept. 3	at Baylor	7 p.m.
Sept. 10	*NEW HAMPSHIRE	7 p.m.
Sept. 17	at Fordham	1 p.m.
Sept. 24	CENTRAL CONNECTICUT ST.	3:30 p.m.
Oct. 8	*at Monmouth	1 p.m.
Oct. 15	*HAMPTON	3:30 p.m.
Oct. 22	*at Villanova	3:30 p.m.
Oct. 29	*STONY BROOK	1 p.m.
Nov. 5	*at Elon	2 p.m.
Nov. 12	*MAINE	12 p.m.
Nov. 19	*at Rhode Island	1 p.m.

DELAWARE BLUE HENS (0-0, 0-0 CAA)

Home Stadium: Delaware Stadium (16,730)

Home: 0-0 Away: 0-0 vs. Stats Top 25: 0-0 vs. AFCA Top 25: 0-0

Sept. 3	19/19	at Navy	12 p.m.
Sept. 10		DELAWARE STATE	6 p.m.
Sept. 17		*at Rhode Island	1 p.m.
Sept. 24		*HAMPTON	6 p.m.
Oct. 1		*TOWSON	3 p.m.
Oct. 8		*at William & Mary	3:30 p.m.
Oct. 22		MORGAN STATE	3 p.m.
Oct. 29		*at Elon	3:30 p.m.
Nov. 5		*MONMOUTH	1 p.m.
Nov. 12		*RICHMOND	1 p.m.
Nov. 19		*at Villanova	1 p.m.

ELON PHOENIX (0-0, 0-0 CAA)

Home Stadium: Rhodes Stadium (11,250)

Home: 0-0 Away: 0-0 vs. Stats Top 25: 0-0 vs. AFCA Top 25: 0-0

Sept. 3	rvr/rv	at Vanderbilt	7 p.m.
Sept. 10		at Wofford	6 p.m.
Sept. 17		GARDNER-WEBB	6 p.m.
Sept. 24		*at William & Mary	3:30 p.m.
Oct. 1		*RICHMOND	2 p.m.
Oct. 8		*TOWSON	2 p.m.
Oct. 15		*at Rhode Island	1 p.m.
Oct. 22		*at New Hampshire	1 p.m.
Oct. 29		*DELAWARE	3:30 p.m.
Nov. 5		*UALBANY	2 p.m.
Nov. 12		*at Hampton	1 p.m.

HAMPTON PIRATES (0-0, 0-0 CAA)

Home Stadium: Armstrong Stadium (12,000)

Home: 0-0 Away: 0-0 vs. Stats Top 25: 0-0 vs. AFCA Top 25: 0-0

Sept. 3		HOWARD	6 p.m.
Sept. 10		TUSKEGEE	6 p.m.
Sept. 17		at Norfolk State	2 p.m.
Sept. 24		*at Delaware	6 p.m.
Oct. 8		*MAINE	2 p.m.
Oct. 15		*at UAlbany	3:30 p.m.
Oct. 22		*RICHMOND	2 p.m.
Oct. 29		*at Villanova	1 p.m.
Nov. 5		*WILLIAM & MARY	1 p.m.
Nov. 12		*ELON	1 p.m.
Nov. 19		*at Towson	1 p.m.

MAINE BLACK BEARS (0-0, 0-0 CAA)

Home Stadium: Alford Stadium (10,000)

Home: 0-0 Away: 0-0 vs. Stats Top 25: 0-0 vs. AFCA Top 25: 0-0

Sept. 3		at New Mexico	8 p.m.
Sept. 10		COLGATE	1 p.m.
Sept. 17		at Boston College	7:30 p.m.
Oct. 1		*VILLANOVA	1 p.m.
Oct. 8		*at Hampton	2 p.m.
Oct. 15		*MONMOUTH	1 p.m.
Oct. 22		*at Stony Brook	3:30 p.m.
Oct. 29		*RICHMOND	1 p.m.
Nov. 5		*at Rhode Island	1 p.m.
Nov. 12		*at UAlbany	12 p.m.
Nov. 19		*NEW HAMPSHIRE	12 p.m.

MONMOUTH HAWKS (0-0, 0-0 CAA)

Home Stadium: Kessler Stadium (4,200)

Home: 0-0 Away: 0-0 vs. Stats Top 25: 0-0 vs. AFCA Top 25: 0-0

Sept. 1	rv/-	*at New Hampshire	7 p.m.
Sept. 10		FORDHAM	1 p.m.
Sept. 17		GEORGETOWN	1 p.m.
Sept. 24		*at Villanova	3:30 p.m.
Oct. 1		at Lehigh	12 p.m.
Oct. 8		*UALBANY	1 p.m.
Oct. 15		*at Maine	1 p.m.
Oct. 22		*RHODE ISLAND	1 p.m.
Oct. 29		*TOWSON	1 p.m.
Nov. 5		*at Delaware	1 p.m.
Nov. 19		*STONY BROOK	12 p.m.

CAA Football team's STATS/AFCA Coaches rankings listed beside date / Opponent's STATS/AFCA Coaches rankings listed directly before opponent (both at time game was played).





CAA Football Team-by-Team Capsules

NEW HAMPSHIRE WILDCATS (0-0, 0-0 CAA)

Home Stadium: Wildcat Stadium (11,015)

Home: 0-0 Away: 0-0 vs. Stats Top 25: 0-0 vs. AFCA Top 25: 0-0

Sept. 1	*rv/- MONMOUTH	7 p.m.
Sept. 10	*at UAlbany	7 p.m.
Sept. 17	NORTH CAROLINA CENTRAL	6 p.m.
Sept. 24	*at Towson	4 p.m.
Oct. 1	at Western Michigan	TBA
Oct. 8	*STONY BROOK	3:30 p.m.
Oct. 15	at Dartmouth	1:30 p.m.
Oct. 22	*ELON	1 p.m.
Nov. 5	*at Richmond	3:30 p.m.
Nov. 12	*RHODE ISLAND	1 p.m.
Nov. 19	*at Maine	12 p.m.

RHODE ISLAND RAMS (0-0, 0-0 CAA)

Home Stadium: Meade Stadium (6,555)

Home: 0-0 Away: 0-0 vs. Stats Top 25: 0-0 vs. AFCA Top 25: 0-0

Sept. 1	22/24	*at Stony Brook	7 p.m.
Sept. 10		at Bryant	6 p.m.
Sept. 17		*DELAWARE	1 p.m.
Sept. 24		at Pittsburgh	TBA
Oct. 1		BROWN	6 p.m.
Oct. 15		*ELON	1 p.m.
Oct. 22		*at Monmouth	1 p.m.
Oct. 29		*at William & Mary	1 p.m.
Nov. 5		*MAINE	1 p.m.
Nov. 12		*at New Hampshire	1 p.m.
Nov. 19		*UALBANY	1 p.m.

RICHMOND SPIDERS (0-0, 0-0 CAA)

Home Stadium: E. Claiborne Robins Stadium (8,700)

Home: 0-0 Away: 0-0 vs. STATS Top 25: 0-0 vs. AFCA Top 25: 0-0

Sept. 3	24/24	at Virginia	12:30 p.m.
Sept. 10		SAINT FRANCIS (PA)	5:30 p.m.
Sept. 17		at Lehigh	12 p.m.
Sept. 24		*STONY BROOK	2 p.m.
Oct. 1		*at Elon	2 p.m.
Oct. 15		*VILLANOVA	3:30 p.m.
Oct. 22		*at Hampton	2 p.m.
Oct. 29		*at Maine	1 p.m.
Nov. 5		*NEW HAMPSHIRE	3:30 p.m.
Nov. 12		*at Delaware	1 p.m.
Nov. 19		*WILLIAM & MARY	12 p.m.

STONY BROOK SEAWOLVES (0-0, 0-0 CAA)

Home Stadium: LaValle Stadium (12,300)

Home: 0-0 Away: 0-0 vs. STATS Top 25: 0-0 vs. AFCA Top 25: 0-0

Sept. 1		*22/24 RHODE ISLAND	7 p.m.
Sept. 17		at UMass	3:30 p.m.
Sept. 24		*at Richmond	2 p.m.
Oct. 1		*WILLIAM & MARY	3:30 p.m.
Oct. 8		*at New Hampshire	3:30 p.m.
Oct. 15		at Fordham	6 p.m.
Oct. 22		*MAINE	3:30 p.m.
Oct. 29		*at UAlbany	1 p.m.
Nov. 5		MORGAN STATE	1 p.m.
Nov. 12		*TOWSON	1 p.m.
Nov. 19		*at Monmouth	12 p.m.

TOWSON TIGERS (0-0, 0-0 CAA)

Home Stadium: Johnny Unitas Stadium (11,198)

Home: 0-0 Away: 0-0 vs. Stats Top 25: 0-0 vs. AFCA Top 25: 0-0

Sept. 3		at Bucknell	6 p.m.
Sept. 10		MORGAN STATE	7 p.m.
Sept. 17		at West Virginia	1 p.m.
Sept. 24		*NEW HAMPSHIRE	4 p.m.
Oct. 1		*at Delaware	3 p.m.
Oct. 8		*at Elon	2 p.m.
Oct. 22		*WILLIAM & MARY	4 p.m.
Oct. 29		*at Monmouth	1 p.m.
Nov. 5		*VILLANOVA	2 p.m.
Nov. 12		*at Stony Brook	1 p.m.
Nov. 19		*HAMPTON	1 p.m.

VILLANOVA WILDCATS (0-0, 0-0 CAA)

Home Stadium: Villanova Stadium (10,500)

Home: 0-0 Away: 0-0 vs. STATS Top 25: 0-0 vs. AFCA Top 25: 0-0

Sept. 2	6/5	LEHIGH	6 p.m.
Sept. 10		at LIU	1 p.m.
Sept. 17		at Army West Point	12 p.m.
Sept. 24		*MONMOUTH	3:30 p.m.
Oct. 1		*at Maine	1 p.m.
Oct. 15		*at Richmond	3:30 p.m.
Oct. 22		*UALBANY	3:30 p.m.
Oct. 29		*HAMPTON	1 p.m.
Nov. 5		*at Towson	2 p.m.
Nov. 12		*at William & Mary	1 p.m.
Nov. 19		*DELAWARE	1 p.m.

CAA Football team's STATS/AFCA Coaches rankings listed beside date / Opponent's STATS/AFCA Coaches rankings listed directly before opponent (both at time game was played).





CAA Football Team-by-Team Capsules

WILLIAM & MARY TRIBE (0-0, 0-0 CAA)

Home Stadium: Walter J. Zable Stadium (11,646)

Home: 0-0 Away: 0-0 vs. Stats Top 25: 0-0 vs. AFCA Top 25: 0-0

Sept. 2	rv/rv	at Charlotte	7 p.m.
Sept. 10		CAMPBELL	6 p.m.
Sept. 17		at Lafayette	3:30 p.m.
Sept. 24		*ELON	3:30 p.m.
Oct. 1		*at Stony Brook	3:30 p.m.
Oct. 8		*DELAWARE	3:30 p.m.
Oct. 22		*at Towson	4 p.m.
Oct. 29		*RHODE ISLAND	1 p.m.
Nov. 5		*at Hampton	1 p.m.
Nov. 12		*VILLANOVA	1 p.m.
Nov. 19		*at Richmond	12 p.m.

CAA FOOTBALL ALL-TIME VICTORIES OVER FBS OPPONENTS

(Since NCAA I-A "FBS" and I-AA "FCS" division in 1978)

YEAR	CAA Football School	A/FBS Opponent	Score	Date
1978	Massachusetts	Boston College	27-0	Nov. 5
1984	Massachusetts	Ball State	26-10	Sept. 1
1986	Delaware	Navy	27-14	Nov. 15
1989	Delaware	Navy	10-9	Nov. 18
1991	Delaware	Navy	29-25	Oct. 26
1992	Delaware	Navy	37-21	Oct. 24
1994	Boston Univ.	Army	21-12	Nov. 12
1998	William & Mary	Temple	45-38	Oct. 3
1999	Connecticut	Buffalo	23-0	Sept. 18
2000	Northeastern	Connecticut	35-27	Sept. 23
2000	Richmond	Arkansas State	30-27	Sept. 30
2000	Rhode Island	Connecticut	26-21	Nov. 11
2002	Villanova	Rutgers	37-19	Aug. 31
2002	Northeastern	Ohio	31-0	Sept. 7
2003	Villanova	Temple	23-20	Sept. 6
2003	Delaware	Navy	21-17	Oct. 25
2004	New Hampshire	Rutgers	35-24	Sept. 11
2004	Maine	Mississippi State	9-7	Sept. 18
2006	Richmond	Duke	13-0	Sept. 2
2006	New Hampshire	Northwestern	34-17	Sept. 9
2007	New Hampshire	Marshall	48-35	Sept. 15
2007	Delaware	Navy	59-52	Oct. 27
2008	New Hampshire	Army	28-10	Sept. 6
2009	Villanova	Temple	27-24	Sept. 3
2009	William & Mary	Virginia	26-14	Sept. 5
2009	Richmond	Duke	24-16	Sept. 5
2009	New Hampshire	Ball State	23-16	Sept. 12
2010	James Madison	Virginia Tech	21-16	Sept. 11
2011	Richmond	Duke	23-21	Sept. 3
2013	Towson	Connecticut	33-18	Aug. 29
2013	Maine	Massachusetts	24-14	Sept. 7
2015	James Madison	SMU	48-45	Sept. 26
2016	UAlbany	Buffalo	22-16	Sept. 2
2016	Richmond	Virginia	37-20	Sept. 3
2017	James Madison	East Carolina	34-14	Sept. 2
2017	New Hampshire	Georgia Southern	22-12	Sept. 9
2018	Villanova	Temple	19-17	Sept. 1
2018	Maine	Western Kentucky	31-28	Sept. 8
2021	Rhode Island	UMass	35-22	Nov. 6
2021	Maine	UMass	35-10	Nov. 13

CAA Football vs. I-A/FBS (Since 1978)

40-219 (.154)





2022 CAA Football Preseason All-Conference Honors

Preseason Offensive Player of the Year: Ty Son Lawton, Stony Brook
 Preseason Defensive Player of the Year: Nate Lynn, William & Mary

S	Noah Plack	Delaware	Sr.
KR/PR	D'Ago Hunter	Towson	Sr.
PR	Jourdan Townsend	Delaware	Sr.
P	Ryan Kost	Monmouth	Gr.
SPEC	Alex Washington	William & Mary	So.

2022 CAA Football Preseason All-Conference Team

OFFENSE

Position	Player	School	Class
QB	Tony Muskett	Monmouth	Jr.
RB	Ty Son Lawton	Stony Brook	Sr.
RB	Bronson Yoder	William & Mary	Sr.
FB	Luke Hamilton	Towson	Sr.
WR	Jackson Parham	Elon	Sr.
WR	Thyrick Pitts	Delaware	Gr.
WR	Rayjoun Pringle	Villanova	Jr.
TE	Caleb Warren	Rhode Island	Sr.
OL	Michael Corbi	Villanova	Gr.
OL	Nick Correia	Rhode Island	Jr.
OL	Colin Gamroth	Villanova	Gr.
OL	Mike Gerace	Maine	Gr.
OL	Kyle Nunez	Stony Brook	Gr.

DEFENSE

Position	Player	School	Class
DL	Artis Hemingway	Delaware	Sr.
DL	Nate Lynn	William & Mary	Jr.
DL	Chase McGowan	Delaware	Sr.
DL	Josiah Silver	New Hampshire	So.
LB	Jackson Ambush	UAlbany	So.
LB	Johnny Buchanan	Delaware	Sr.
LB	Tyler King	Stony Brook	So.
LB	KeShaun Moore	Hampton	Sr.
LB	Tristan Wheeler	Richmond	Jr.
CB	Jordan Jones	Rhode Island	Sr.
CB	Ryan Poole	William & Mary	Sr.
S	Cole Coleman	Elon	Sr.
S	Kedrick Whitehead	Delaware	Sr.

SPECIAL TEAMS

PK	Skyler Davis	Elon	Sr.
P	Tyler Pastula	UAlbany	Jr.
KR	Aaron Dykes	Richmond	Sr.
PR	Eddie Morales III	Monmouth	Gr.
SPEC	TD Ayo-Durojaiye	Villanova	Sr.

HONORABLE MENTION

Position	Player	School	Class
QB	Nolan Henderson	Delaware	Gr.
QB	Kasim Hill	Rhode Island	Sr.
RB	Freddie Brock	Maine	Jr.
RB	Juwon Farri	Monmouth	Sr.
RB	Malachi Imoh	William & Mary	So.
WR	Jadakis Bonds	Hampton	Sr.
WR	Jaaron Hayek	Villanova	Sr.
TE	Shawn Bowman	Maine	Sr.
OL	Patrick Flynn	New Hampshire	Sr.
OL	Colby Sorsdal	William & Mary	Sr.
DL	Anthony Lang	UAlbany	Sr.
DL	Torrence Williams	Elon	Sr.
LB	Evan Stewart	Rhode Island	So.
CB	Tre'Von Jones	Elon	Jr.
S	Pop Bush	New Hampshire	Gr.

2022 CAA Football Predicted Order of Finish

(voting by head coaches and media relations directors)

1. Villanova (16 first-place votes)	270
2. Delaware (7 first-place votes)	235
3. Rhode Island	224
4. Richmond	219
5. William & Mary (2 first-place votes)	206
6. Elon (1 first-place vote)	191
7. Stony Brook	151
8. Maine	134
9. New Hampshire	117
10. Monmouth	105
11. Towson	81
12. UAlbany	64
13. Hampton	31





2022 CAA Football Preseason All-Americans

Stats Perform Walter Payton Award Watch List

Player	Position	School	Class
Juwon Farri	RB	Monmouth	Sr.
Jakob Herres	WR	Richmond	Gr.
Reece Udinski	QB	Richmond	Gr.

Stats Perform Buck Buchanan Award Watch List

Player	Position	School	Class
Nate Lynn	DL	William & Mary	Jr.
Josiah Silver	DL	New Hampshire	So.
Tristan Wheeler	LB	Richmond	Jr.
Kedrick Whitehead	DB	Delaware	Sr.

Black College Player of the Year Watch List

Player	Position	School	Class
Jadakis Bonds	WR	Hampton	Sr.
Elijah Burris	RB	Hampton	So.

Stats Perform Preseason All-America Team

OFFENSE				
Team	Position	Player	School	Class
First Team	OL	Michael Corbi	Villanova	Sr.
Second Team	RB	Juwon Farri	Monmouth	Sr.
Second Team	WR	Jakob Herres	Richmond	Gr.
Second Team	OL	Kyle Nunez	Stony Brook	Gr.
Third Team	RB	Ty Son Lawton	Stony Brook	Sr.
Third Team	OL	Nick Correia	Rhode Island	Jr.

DEFENSE				
Team	Position	Player	School	Class
First Team	DL	Nate Lynn	William & Mary	Jr.
First Team	DL	Josiah Silver	New Hampshire	So.
First Team	DB	Kedrick Whitehead	Delaware	Sr.
Second Team	LB	Tristan Wheeler	Richmond	Jr.
Third Team	DB	Cole Coleman	Elon	Sr.

SPECIAL TEAMS				
Team	Position	Player	School	Class
Third Team	P	Ryan Kost	Monmouth	Gr.

HERO Sports Preseason All-America Team

OFFENSE				
Team	Position	Player	School	Class
Second Team	OL	Michael Corbi	Villanova	Sr.
Second Team	WR	Jakob Herres	Richmond	Gr.
Second Team	OL	Kyle Nunez	Stony Brook	Gr.
Third Team	WR	Jadakis Bonds	Hampton	Sr.
Third Team	OL	Nick Correia	Rhode Island	Jr.
Third Team	AP	Dylan Laube	New Hampshire	Jr.
Third Team	OL	Colby Sorsdal	William & Mary	Sr.

DEFENSE				
Team	Position	Player	School	Class
First Team	DL	Josiah Silver	New Hampshire	So.
Second Team	DL	Nate Lynn	William & Mary	Jr.
Second Team	LB	Tristan Wheeler	Richmond	Jr.
Second Team	DB	Kedrick Whitehead	Delaware	Sr.
Third Team	DB	Jordan Jones	Rhode Island	Sr.

SPECIAL TEAMS				
Team	Position	Player	School	Class
Third Team	P	Ryan Kost	Monmouth	Gr.

Athlon Sports Preseason All-America Team

Team	Position	Player	School	Class
First Team	OL	Michael Corbi	Villanova	Sr.
First Team	DL	Nate Lynn	William & Mary	Jr.
First Team	DL	Josiah Silver	New Hampshire	So.
First Team	DB	Kedrick Whitehead	Delaware	Sr.

Phil Steele Preseason All-America Team

OFFENSE				
Team	Position	Player	School	Class
Second Team	OL	Michael Corbi	Villanova	Sr.
Third Team	RB	Juwon Farri	Monmouth	Sr.
Third Team	WR	Jackson Parham	Elon	Sr.
Third Team	OL	Kyle Nunez	Stony Brook	Gr.
Third Team	OL	Mike Gerace	Maine	Sr.
Third Team	OL	Nick Correia	Rhode Island	Jr.
Fourth Team	RB	Ty Son Lawton	Stony Brook	Sr.
Fourth Team	OL	Justin Szuba	Monmouth	Sr.

DEFENSE				
Team	Position	Player	School	Class
First Team	DL	Nate Lynn	William & Mary	Jr.
First Team	DL	Josiah Silver	New Hampshire	So.
Second Team	DB	Kedrick Whitehead	Delaware	Sr.
Second Team	LB	Tristan Wheeler	Richmond	Jr.
Third Team	DB	Cole Coleman	Elon	Sr.

SPECIAL TEAMS				
Team	Position	Player	School	Class
Fourth Team	P	Ryan Kost	Monmouth	Gr.





2022 CAA Football Weekly Awards

OFFENSIVE

DEFENSIVE

SPECIAL TEAMS

ROOKIE

Sept. 5			
Sept. 12			
Sept. 19			
Sept. 26			
Oct. 3			
Oct. 10			
Oct. 17			
Oct. 24			
Oct. 31			
Nov. 7			
Nov. 14			
Nov. 21			

Career CAA Football Weekly Award Leaders (since 2007)

15 - John Robertson (VU, QB)

10 - Terrance West (TU, RB)

9 - Andrew Pierce (UD, RB)

7 - Davis Cheek (EU, QB); Jonathan Grimes (W&M, RB)

6 - Kendell Anderson (W&M, RB); Earnest Edwards (UM, WR/KR); Taylor Heinicke (ODU, QB); Rodney Landers (JMU, QB); Vad Lee (JMU, QB); Ethan Ratke (JMU, PK); Stephon Robertson (JMU, LB); Justin Rogers (UR, KR/DB); Justin Thorpe (JMU, QB)

5 - Matt Evans (UNH, LB); Scotty McGee (JMU, KR); Troy Reeder (UD, LB); Bryan Schor (JMU, QB); Dae'Quan Scott (JMU, RB/PR)

4 - D'Angelo Amos (JMU, S/PR); Zach Bednarczyk (VU, QB); Pat Devlin (UD, QB); Joe Fagnano (UM, QB); Tom Flacco (TU, QB); Sean Goldrich (UNH, QB); Josh Gontarek (UA, WR); Elijah Ibitokun-Hanks (UA, RB); Cole Johnson (JMU, QB); Derrick Joseph (TU, KR/WR); Kyle Lauetta (UR, QB); Donald Liotine (SBU, RB); Jimmy Moreland (JMU, CB); Christophe Mulumba Tshimanga (UM, LB); Aidan O'Neill (TU, PK); Dontra Peters (UNH, CB/RB); Forrest Rhyne (VU, LB); Shane Simpson (TU, RB); Eric Ward (UR, QB)

3 - Nigel Beckford (UM, RB); Jovan Belcher (UM, DL); Max Brosmer (UNH, QB); Grant Enders (TU, QB); R.J. Harris (UNH, WR); Dev Holmes (UA, WR); Tyler Holmes (UMASS, LB); Ramon Jefferson (UM, RB); Thomas Jefferson (UD, RB); Josh Jennings (UMASS, LB); Jajuan Lawson (UR, QB); Dejoun Lee (UD, RB/KR); Josh Mack (UM, RB); Tom Manning (UNH, PK); Eric McBride (UR, LB); Cameron McCurry (VU, S); Ricky Santos (UNH, QB); Ryan Stover (TU, QB); Michael Strauss (UR, QB); Cooper Taylor (UR, DB); Coby Tippett (TU/UR, DB); Anthony Walters (UD, DB); B.W. Webb (W&M, DB); Chris Whitney (VU, QB); Paul Worrirow (UD, LB)

2 - Nasir Adderley (UD, S/KR); Jaquan Amos (VU, DB); Angelo Babbaro (VU, KR); Sean Baner (UD, PK); Tyrice Beverette (SBU, DB); Andrew Bose (UR, LB); Freddie Brock (UM, RB); Pushaun Brown (UM, RB); Cole Bunce (VU, PK); John Carpenter (W&M, PK); Rayshan Clark (UA, CB); Ryan Coe (UD, PK); Liam Coen (UMASS, QB); Cole Coleman (EU, S); Derek Cox (W&M, DB); Dalton Crossan (UNH, RB/KR); Skyler Davis (UM, PK); Ben DiNucci (JMU, QB); Tyler Dressler (UR, LB); Louis Feinstein (UR, PK); Chris Ferguson (UM, QB); Tyquell Fields (SBU, QB); Aaron Forbes (VU, RB); Jacobi Green (UR, RB); John Haggart (SBU, DL); Joey Harmon (VU, LB); Sage Harold (James Madison, DL); Derek Hatcher (Richmond, PR); Kyre Hawkins (James Madison, LB); Travis Hawkins (UD, KR); Jonathan Hernandez (UMASS, RB); Tim Hightower (UR, RB); Kasim Hill (UR, QB); Dimitri Holloway (JMU, LB); DeAndre Houston-Carson (W&M, S); Kareem Huggins (HU, KR); Kyle Hunte (NU, LB); Brock Jackolski (HU, RB); Maurice Jackson (UR, DL); Cardon Johnson (JMU, RB); Michael Johnson (UD, WR/KR); Owen Johnson (EU, QB); Nigel Jones (UM, RB); Tyler King (SBU, LB); Terrence Klein (UNH, LB); Trevor Knight (UNH, QB); Ty Son Lawton (SBU, RB); Brandon Lee (JMU, DL); Donnell Lewis (TU, DB); Joe Marcoux (VU, PK); Perry McIntyre (UMASS, LB); Joe Mancuso (UR, QB); Hollis Mathis (W&M, QB); Karl Mofor (UA, RB); Tyler Pastula (UD, P); Brian Pate (W&M, PK); James Pitts (VU, DB); Steve Probst (UR, QB); Darius Reynolds (UR, DE); Taylor Reynolds (JMU, CB); Luke Rhodes (W&M, LB); Patrick Ricard (UM, DL); Rashad Robinson (JMU, CB); Trevor Sasek (UD, QB); James Simms (TU, LB); Dan Smith (VU, QB); Dylan Smith (UR, K); Tye Smith (TU, CB); Cameron Starke (JMU, PK); Gage Steele (JMU, LB); Jon Strifsky (UD, PK); Malcolm Summers (EU, RB); Jaylan Thomas (EU, RB); Deontez Thompson (UR, RB); R.J. Toman (UNH, QB); Adrian Tracy (W&M, DL); Jake Trantin (W&M, LB); Patrick Toole (UA, PK); Jared Turcotte (UM, RB); Andy Vaillas (UNH, QB); Solomon Vanhorne (JMU, RB); Antonio Vaughan (ODU, WR/PR); Josh Vaughan (UR, RB); Darius Victor (TU, RB); Gian Villante (HU, LB); Carlos Washington (UNH, RB); Antwane Wells, Jr. (JMU, WR); Marcus Willoughby (EU, DL); Darius Wilson (W&M, QB); Jaheem Woods (SBU, DB); Micah Wright (UM, WR); Griff Yancey (JMU, RB); Bronson Yoder (RB/KR, W&M)

1 - Adam Abramowitz (UR, DL); Khalid Abdullah (JMU, RB); D.J. Adeoba (UMASS, LB); Victor Adesanya (UR, DL); Percy Agyei-Obese (JMU, RB); Ronnie Akins (VU, DB); Sherman Alston (SBU, RB); Andrew Ankrath (JMU, LB); R.J. Archer (W&M, QB); Ezra Archie (JMU, WR); Conner Arnone (JMU, P/PK); Peter Athens (TU, QB); Nowoola Awopetu (VU, KR/DB); Jakwail Bailey (ODU, WR); Aaron Ball (VU, RB); John Baranowsky (JMU, DL); Justin Barnes (JMU, LB); Trevor Bates (UM, DL); Nick Battle (UR, DL); Stacey Bedell (SBU, RB); Christian Benford (DB, VU); Odell Benton (EU, LB); Andre Bibeault (DE, UR); Mike Boyle (UNH, KR); Brian Bradford (TU, LB); Anthony Bratton (UD, DB); Brandon Briggs (UM, PK); Dejon Brissett (UR, KR/WR); Jordan Brown (JMU, DB); Kevin Brown, Jr. (UR, RB); S.J. Brown (TU, S); Marcus Burley (UD, DB); Dylan Burns (UA, PK); Pop Bush (UNH, S); Jerry Butler (UD, KR); Mike Callahan (W&M, QB); Tyler Campbell (EU, DB); Joey Carino (UA, QB); Rich Carr (UM, DB); Bryce Carter (TU, DL); Ron'Dell Carter (JMU, DL); Derek Cassidy (UR, QB); DeUnte Chatman (UNH, RB); Don Cherry (VU, LB); Nick Chimenti (SBU, DB); Cory Christopher (HU, QB); Cody Cipalla (UD, DB); Telvion Clark (TU, LB); John Clements (UNH, KR); Steve Cluley (W&M, QB); Andrew Clyde (UR, DL); Michael Cole (UM, DE); Dante Cook (W&M, LB); Casey Cooley (UR, DL); Harold Cooper (UR, KR/RB); Aaron Corp (UR, QB); Trevor Coston (UM, PR); Jerome Couplin III (W&M, FS); Justin Covington (VU, RB); Elliot Crosby (UA, RB); Dalton Crossan (UNH, RB); Omar Cuff (UD, RB); Taveion Cuffee (JMU, DB); Brelynd Cyphers (EU, RB); John Daka (JMU, DL); Benjamin Davis (UM, LB); Rashard Davis (JMU, PR); Casey DeAndrade (UNH, CB); Kyndel Dean (WR, JMU); Quinlen Dean (UNH, LB); Sean Decloux (UM, K); DeVonte Dedmon (W&M, WR/PR); Anthony Del Negro (SBU, TE); John Dempsey (VU, DB); Roland Dempster (SBU,

RB); Donte Dennis (UM, LB); Derek Deoul (UM, P); Christian Dixon (TU, LB); Kenny Doak (UM, PK); Cameron Dohse (W&M, WR); Tim Donnelly (UD, QB); Nick Dorka (W&M, PK); Ahmere Dorsey (UR, KR); Christian Dorsey (UA, LB); Drew Dudzik (JMU, QB); Aaron Dykes (UR, RB); Morgan Ellman (UNH, PK); Eric Enderson (UD, P); Nate Evans (W&M, RB); Ryan Farrell (UNH, LB/LS); Joe Flacco (UD, QB); Carthell Flowers (SBU, DB); Nathan Fondacaro (VU, P); Terrance Fox (UNH, KR); Albert Funderburke (W&M, RB); Malik Gavek (UR, S); Brandon Ginnetti (UR, DL); Jake Giusti (UD, DB); Matt Goff (JMU, P); Xavier Goodall (UR, RB); Donald Goodrich (UNH, RB); Colby Goodwyn (ODU, RB); Jordan Gowins (SBU, RB); Mike Gray (UA, WR); Tyler Gray (JMU, PK); Oliver Graybar (UR, P); Airek Green (W&M, LB); Raven Greene (JMU, S); John Greer (UNH, DB); John Griffin (NU, RB); Stanley Gutierrez (HU, LB); Aamir Hall (UR, CB); Darryl Hamilton (UR, DB); Mark Hamilton (VU, PK/P); Jeremiah Hamlin (UR, RB); MJ Hampton (JMU, S); Brandyn Harvey (VU, WR); Brian Harvey (UM, PK); Nate Hatalsky (UA, LB); Kyle Havens (UMASS, QB); David Hayes (UD, RB); Nolan Henderson (UD, QB); Gage Herdman (W&M, S); Robert Heyward (TU, LB); Nijuel Hill (UD, CB); Wes Hills (UD, RB); John Hinchey (VU, P); Ryan Hinds (UNH, DB); Changa Hodge (VU, WR); Justin Hogan (UR, LB); Emmanuel Holder (TU, FB); Myles Holmes (UR, KR); Evan Horn (UNH, S); Jae'Wuan Horton (UNH, DL); Malachi Hoskins (UA, DL); Omar Howard (UR, LB); Stephen Howell (UR, QB); Matt Hubbard (GSU, P); Markus Hunter (JMU, DB); Travis Hurd (UR, KR); Sam Hurwitz (TU, PK); Marcus Hyde (W&M, DE); Malachi Imoh (W&M, RB); McAllister Ingram (EU, DB); Devon Jackson (UNH, LB); Alex James (UA, RB); Jamie Jarmon (UD, WR); Chris Jeannot (UNH, TE); Sean Jellison (UNH, RB); Deontray Johnson (UR, KR); Mat Johnson (NU, PK); Reuben Johnson (SBU, DB); Brandon Johnson-Farrell (UR, WR); David Jones (UR, DB); Isaiah Jones (W&M, LB); Rob Jones (UD, PR/KR); Tre'Von Jones (EU, DB); Brandon Jordi (UR, K); Jesse Julmiste (UMASS, KR); Mikail Kamara (JMU, DL); Wil Kamin (UR, PK/P); Pat Kehoe (UD, QB); Will Knight (UD, RB); Chris Koepplin (UMASS, PK); Tanoh Kpassagnon (VU, DL); Drew Kresge (VU, PK); Jared Kuehl (UNH, LB); Tim Kukucka (VU, DL); Pop Lacey (UNH, S); Jake Larson (UR, PK); Isaiah Laster (W&M, S); Shayne Lawless (SBU, LB); Eriq Lewis (ODU, CB); Greg Liggs, Jr. (EU, DB); Poppy Livers (VU, PR); Sherman Logan (UR, DL); Eric Loper (VU, DB); Alex Lucansky (SBU, PK); Nate Lynn (W&M, DL); Mike MacArthur (UNH, PK/P); L.B. Mack III (UR, LB); Fred Maldonado (VU, DB); Oleh Manzyk (UNH, LB); Matt Marcorelle (UD, DL); Xavier Marshall (UR, LB); Jon Martin (UA, P); Deron Mayo (HU, DL); Miguel Maysonet (HU, RB); Tre McBride (W&M, KR/PR); Shane McDonough (TU, P); Willie McGinnis (UR, DL); Chase McGowan (UD, DL); Eli Mencer (UA, LB); Warren Messer (EU, LB); Levi Metheny (UA, LB); David Miller (W&M, P); Greg Miller (VU, DL); John Miller (JMU, RB); Ray Miller (UM, LB); AJ Mistler (UA, S); Corey Mitchell (EU, LB); Arthur Moats (JMU, DL); Zack Monson (EU, LB); Martel Moody (VU, DB); J.J. Moore (UMASS, WR); Khalil Moore (EU, DB); Kye Morgan (SBU, DB); Neil Morrison (UA, LB); Alex Mosley (JMU, DL); Maurice Murray (NU, RB); Westley Neal, Jr. (DT, UR); Kirk Nelms (UMASS, DB); Tony Nelson (UMASS, RB); Drew Nickles (UD, LB); Victor Ochi (SBU, DL); Harry O'Kelly (JMU, P); Demetrius Oliver (EU, WR); Joey Orlando (UNH, WR); Omar Osbourne (UA, RB); Noah Palm (UNH, DB); Matt Parent (UNH, LB); Aaron Parker (UR, WR); Corey Parker (W&M, DB); Martin Parker (UR, DL); Andrew Pawlowski (UD, DB); Mike Perry (UD, PK); David Petroni (EU, P); Wayne Pettus (UR, QB); Jake Phillips (W&M, QB); Matt Pires (UR, PR); Noah Plack (UD, S); Kyle Polk (TU, LB); Brad Prasky (UNH, P); Rayjoun Pringle (VU, WR); Vito Priore (UR, QB); Frank Raggio (UD, PK); Brandon Ravenel (JMU, KR/WR); Josh Roach (JMU, LB); Aaron Roane (UR, DB); Derek Robertson (UM, QB); Courtney Robinson (UMASS, KR); Justin Rohrwasser (UR, PK); Rob Rolle (VU, S); Donald Russell (GSU, RB); Troy Russell (UM, LB); Josh Rutter (W&M, LB); Jake Ryder (TU, P); Kyle Sakowski (UA, S); Drew Sanborn (UM, P); Joe Sarnese (VU, S); Sean Schaefer (TU, QB); Davey Schaum-Bartocci (UR, P); Trai Sharp (JMU, RB); Sterling Sheffield (UM, LB); Josiah Silver (UNH, DE); Dejour Simmons (JMU, KR); Jaylen Smith (UR, RB); Prince Smith (UNH, CB); Hugo Souza (UNH, LB); Jeff Steeb (VU, LB); Nico Steriti (UNH, RB); Deshawn Stevens (UM, LB); Rickey Stevens (UM, RB); Christian Summers (TU, WR); Matt Szczur (VU, WR); Julian Talley (UMASS, WR); Yeedee Thaeenrat (TU, RB); Phillip Thaxton (UD, RB); Nate Thellen (NU, DB); Terence Thomas (VU, LB); Brian Thompson (W&M, DB); Kris Thornton (JMU, WR); Chris Treister (UM, QB); Andrew Trent (SBU, WR); Ricky Tunstall (UD, FS); Griffin Trau (UR, PK); Diamonte Tucker-Dorsey (JMU, LB); Charles Tutt (JMU, KR/CB); Jeff Undercuffler (UA, QB); Cornell Urquhart (JMU, DL); Solomon Vanhorne (JMU, RB); Dino Vasso (UNH, DB); Caleb Violette (UMASS, PK/P); Ed Wagner (UD, P); Brandon Waller (UR, DL); Marcus Wasilewski (UM, QB); Jordan Waxman (UM, P); Terrel Walker (UM, RB); Kortez Weeks (EU, WR); Lamir Whetstone (UM, DB); Will Whitehurst (W&M, P); Drew Wiley (VU, LB); Casey Williams (SBU, DL); Chase Williams (JMU, LB); Jasiah Williams (UR, WR); Kwe'shon Williams (JMU, CB); Pat Williams (JMU, LB); Roger Williams (HU, PK); Albert Wilson (GSU, KR); Tez Wilson (UR, LB); Shamari Wingard (EU, KR); Mitchell Wright (SBU, P); Nick Yako, (VU, PK); Devin Young (UM, WR); Rauley Zaragoza (UD, P); Rob Zarrilli (HU, PK)





CAA Football in the 2022 Polls

Stats Perform Top 25 (Preseason)

No.	Team	Record	Points
1.	North Dakota State (52)	0-0	1,348
2.	South Dakota State (2)	0-0	1,285
3.	Montana	0-0	1,218
4.	Montana State	0-0	1,203
5.	Missouri State	0-0	1,066
6.	Villanova	0-0	997
7.	Sacramento State	0-0	991
8.	Kennesaw State	0-0	959
9.	Southern Illinois	0-0	915
10.	Stephen F. Austin	0-0	813
11.	ETSU	0-0	750
12.	Chattanooga	0-0	562
13.	Eastern Washington	0-0	538
14.	UIW	0-0	533
15.	Jackson State	0-0	515
16.	Holy Cross	0-0	503
17.	Southeastern Louisiana	0-0	440
18.	UT Martin	0-0	404
19.	Delaware	0-0	401
20.	Weber State	0-0	391
21.	Northern Iowa	0-0	289
22.	Rhode Island	0-0	242
23.	Mercer	0-0	215
24.	Richmond	0-0	166
25.	UC Davis	0-0	153

Others receiving votes: South Dakota (151), Eastern Kentucky (129), Florida A&M (78), **William & Mary (66)**, Dartmouth (59), **Monmouth (23)**, Harvard (19), Princeton (18), Central Arkansas (14), Furman (14), South Carolina State (13), Sacred Heart (12), **Elon (8)**, North Carolina A&T (4)

AFCA FCS Coaches Top 25 (Preseason)

No.	Team	Record	Points
1.	North Dakota State (24)	0-0	624
2.	Montana	0-0	567
3.	South Dakota State (1)	0-0	566
4.	Montana State	0-0	560
5.	Villanova	0-0	493
6.	Kennesaw State	0-0	453
7.	Sacramento State	0-0	452
8.	Missouri State	0-0	405
9.	Southern Illinois	0-0	379
10.	Stephen F. Austin	0-0	362
11.	ETSU	0-0	352
12.	Eastern Washington	0-0	337
13.	Chattanooga	0-0	294
14.	UIW	0-0	277
15.	UT Martin	0-0	257
16.	Southeastern Louisiana	0-0	254
17.	Jackson State	0-0	245
18.	Holy Cross	0-0	184
19.	Delaware	0-0	172
20.	Weber State	0-0	141
21.	Northern Iowa	0-0	119
22.	UC Davis	0-0	101
23.	Mercer	0-0	78
t24.	Rhode Island	0-0	66
t24.	Richmond	0-0	66

Others receiving votes: South Dakota (49), Florida A&M (44), Harvard (38), South Carolina State (38), Princeton (29), Central Arkansas (23), Eastern Kentucky (18), Dartmouth (17), Nicholls (8), Furman (6), North Carolina A&T (6), **William & Mary (6)**, Murray State (5), Davidson (3), Fordham (3), Southeast Missouri (3), North Dakota (2), Utah Tech (2), Austin Peay (1), **Elon (1)**

Conference Rankings (Preseason)

	Stats	AFCA
ASUN/WAC	2	2
Stephen F. Austin		
Big Sky	6	6
UC Davis, Eastern Washington, Montana, Montana State, Sacramento State, Weber State		
Big South	1	1
Kennesaw State		
CAA Football	4	4
Delaware, Rhode Island, Richmond, Villanova		
Ivy	2	2
Dartmouth, Princeton		
MEAC	0	0
Missouri Valley	5	5
Missouri St., North Dakota St., Northern Iowa, South Dakota St., Southern Illinois		
Northeast	0	0
Ohio Valley	1	1
UT Martin		
Patriot	1	1
Holy Cross		
Southern	3	3
Chattanooga, ETSU, Mercer		
Southland	2	2
Southeastern Louisiana, UIW		
SWAC	1	1
Jackson State		

2022 Weekly Team-By-Team Rankings Breakdown

(Stats Perform/AFCA Coaches)

	UA	UD	EU	HU	UM	MU	UNH	URI	UR	SBU	TU	VU	WM
Preseason	-/-	19/19	rv/rv	-/-	-/-	rv/-	-/-	22/24	24/24	-/-	-/-	6/5	rv/rv
Sept. 5													
Sept. 12													
Sept. 19													
Sept. 26													
Oct. 3													
Oct. 10													
Oct. 17													
Oct. 24													
Oct. 31													
Nov. 7													
Nov. 14													
Nov. 21													
Final													





2022 CAA Football vs. The Nation

2022 CAA FOOTBALL NONCONFERENCE RECORDS

OVERALL: 0-0 (.000)

	----- 2022 -----		
	Games	W-L	Pct.
Conference			
American (FBS)	0	0-0	.000
ACC (FBS)	0	0-0	.000
Big South (FCS)	0	0-0	.000
Big 12 (FBS)	0	0-0	.000
Conference USA (FBS)	0	0-0	.000
Independent (FBS)	0	0-0	.000
Ivy (FCS)	0	0-0	.000
MEAC (FCS)	0	0-0	.000
Mid-American (FBS)	0	0-0	.000
Mountain West (FBS)	0	0-0	.000
Northeast (FCS)	0	0-0	.000
Patriot (FCS)	0	0-0	.000
SEC (FBS)	0	0-0	.000
Southern (FCS)	0	0-0	.000
<u>Division II</u>	<u>0</u>	<u>0-0</u>	<u>.000</u>
CAA Football vs. FCS	0	0-0	.000
CAA Football vs. FBS	0	0-0	.000

CAA FOOTBALL NONCONFERENCE RECORDS (since 2002)

Year	----- Overall -----			-----Playoffs-----	
	Games	W-L	Pct.	W-L	Pct.
2002	36	24-12	.667	3-3	.500
2003	36	24-12	.667	4-1	.800
2004	47	32-15	.681	8-3 (2 CAAFB matchups)	.727
2005	40	25-15	.625	2-2	.500
2006	39	24-15	.615	4-3 (1 CAAFB matchup)	.571
2007	47	30-17	.638	6-5	.545
2008	54	34-20	.630	8-4 (1 CAAFB matchup)	.667
2009	43	29-14	.674	8-3 (2 CAAFB matchups)	.727
2010	38	24-14	.632	6-4 (1 CAAFB matchup)	.600
2011	41	25-16	.610	3-5	.375
2012	37	18-19	.486	1-3	.250
2013	48	29-19	.604	6-3 (1 CAAFB matchup)	.667
2014	54	29-25	.537	4-4	.500
2015	42	20-22	.476	3-4 (1 CAAFB matchup)	.429
2016	45	27-18	.600	8-3 (1 CAAFB matchup)	.727
2017	43	28-15	.651	6-4 (1 CAAFB matchup)	.600
2018	43	24-19	.558	3-6 (1 CAAFB matchup)	.333
2019	53	30-23	.566	4-3	.571
2020	11	8-3	.727	4-2	.667
2021	41	24-17	.585	3-2	.600
TOTALS	838	508-330	.606	95-67 (12 CAAFB matchups)	.586



CAA Football In The Playoffs

CAA Football Postseason Records By Round

(includes Yankee and Atlantic 10 members since 1978)

CAA Football Teams in Playoffs	Non-Conference	Overall
First Round	53-38 (.582)	54-39 (.581)
Second Round (since 2010)	14-11 (.560)	18-15 (.545)
Quarterfinals	24-26 (.480)	29-31 (.483)
Semifinals	10-15 (.400)	12-17 (.414)
Championship Game	6-7 (.462)	6-7 (.462)
All Rounds	107-97 (.525)	119-109 (.522)

Team-By-Team Records In The NCAA Playoffs

(current members; during conference membership; versus all opponents)

CAA Football Team	Home	Road	Neutral	Overall
UAlbany	1-0 (.1000)	0-1 (.0000)	0-0 (.0000)	1-1 (.500)
Delaware	15-4 (.789)	6-8 (.429)	1-2 (.333)	22-14 (.611)
Elon	0-1 (.000)	0-1 (.000)	0-0 (.000)	0-2 (.000)
James Madison	16-3 (.842)	5-9 (.357)	2-2 (.500)	23-14 (.622)
Maine	1-1 (.500)	4-7 (.364)	0-0 (.000)	5-8 (.385)
New Hampshire	6-5 (.545)	8-11 (.421)	0-0 (.000)	14-16 (.467)
Rhode Island	2-0 (1.000)	0-3 (.000)	0-0 (.000)	2-3 (.667)
Richmond	7-3 (.700)	6-6 (.500)	1-0 (1.000)	14-9 (.609)
Stony Brook	1-0 (1.000)	0-2 (.000)	0-0 (.000)	1-2 (.333)
Towson	1-2 (.333)	2-0 (1.000)	0-1 (.000)	3-3 (.500)
Villanova	10-3 (.769)	2-10 (.167)	1-0 (1.000)	13-13 (.500)
William & Mary	5-2 (.714)	1-5 (.167)	0-0 (.000)	6-7 (.462)
CAA Football Overall	65-24 (.730)	34-63 (.351)	5-5 (.500)	104-92 (.531)

CAA Football vs. The NCAA Playoff Field

(includes Yankee and Atlantic 10 members' opponents since 1978)

* Does not reflect the UD-WM (2004), JMU-WM (2004), UNH-UMass (2006), VU-JMU (2008), UNH-VU (2009), WM-VU (2009), UNH-UD (2010), UNH-UM (2013), and WM-UR (2015) contests as they were each Conference members at time of game.

Appalachian State	4-9	Marshall	0-4
Arkansas State	0-1	McNeese State	3-4
Akron	1-0	Missouri State	0-1
Bethune-Cookman	1-0	Monmouth	1-0
Central Arkansas	1-0	Montana	6-3
Central Connecticut State	2-0	Montana State	0-3
Chattanooga	1-0	Morgan State	1-0
Coastal Carolina	1-1	Nevada-Reno	1-0
Colgate	4-5	North Carolina A&T	1-0
Delaware State	1-0	Norfolk State	1-0
Duquesne	1-1	North Dakota	2-0
E. Tenn. State	0-1	North Dakota State	1-7
Eastern Illinois	1-0	Northern Iowa	5-6
Eastern Kentucky	4-2	Northwestern State	1-0
Eastern Washington	1-4	Portland State	1-0
Elon	1-0	Richmond	1-1
Florida A&M	0-1	Sacred Heart	1-0
Fordham	4-1	Saint Francis (Pa.)	1-0
Furman	3-5	Sam Houston State	1-2
Georgia Southern	4-10	Samford	1-1
Hampton	4-0	South Dakota State	1-4
Hofstra	2-0	Southeast Missouri	0-1
Holy Cross	2-0	Southeastern Louisiana	2-1
Idaho	0-1	Southern Illinois	4-1
Idaho State	0-1	Stephen F. Austin	1-0
Illinois State	1-1	Stony Brook	0-1
Jackson State	1-0	Troy State	1-1
Jacksonville State	2-0	VMI	1-0
James Madison	0-1	Weber State	4-0
Lafayette	3-0	William & Mary	1-1
Lehigh	6-3	Wofford	3-2
Liberty	1-1	Youngstown State	2-4
Louisiana-Monroe	1-0		

FCS Conferences In The NCAA Playoffs

Conference (First Year)	Overall
Missouri Valley [Gateway] (1985)	128-82 (.610)
Southern (1982)	110-79 (.582)
CAA Football [Atlantic 10, Yankee] (1978)	119-109 (.522)
Big Sky (1979)	98-91 (.519)
Independent	3-3 (.500)
Southland (1982)	69-72 (.489)
Big South (2006)	14-18 (.438)
Ohio Valley (1979)	37-63 (.370)
Patriot (1997)	15-29 (.341)
Great West (2004)	1-2 (.333)
Western Athletic (2021)	1-2 (.333)
Pioneer (2013)	2-9 (.182)
Mid-Eastern Athletic (1981)	6-30 (.167)
Northeast (2010)	2-13 (.133)
Southwestern Athletic (1978)	0-20 (.000)

CAA Football Multiple-Berth NCAA Postseasons

(includes Yankee and Atlantic 10 members since 1978)

Six Teams (1)	Three Teams (11)
2018 Delaware, Elon, James Madison, Maine, Stony Brook, Towson	1991 Delaware, New Hampshire, Villanova
	1993 Boston University, Delaware, William & Mary
	1994 Boston University, JMU, New Hampshire
	1996 Delaware, Villanova, William & Mary
	1998 Connecticut, Massachusetts, Richmond
	2001 Hofstra, Maine, William & Mary
	2002 Maine, Northeastern, Villanova
	2006 James Madison, Massachusetts, New Hampshire
	2012 New Hampshire, Old Dominion, Villanova
	2013 Maine, New Hampshire, Towson
	2019 UAlbany, James Madison, Villanova
Five Teams (3)	Two Teams (13)
2007 Delaware, James Madison, UMass, New Hampshire, Richmond	1984 Boston University, Rhode Island
2008 James Madison, Maine, New Hampshire, Richmond, Villanova	1987 Maine, Richmond
2011 James Madison, Maine, New Hampshire, ODU, Towson	1988 Delaware, Massachusetts
	1989 Maine, Villanova
Four Teams (7)	1992 Delaware, Villanova
2004 Delaware, James Madison, New Hampshire, William & Mary	1995 Delaware, James Madison
2009 New Hampshire, Richmond, Villanova, William & Mary	1997 Delaware, Villanova
2010 Delaware, New Hampshire, Villanova, William & Mary	1999 James Madison, Massachusetts
2014 JMU, New Hampshire, Richmond, Villanova	2000 Delaware, Richmond
2015 JMU, New Hampshire, Richmond, William & Mary	2003 Delaware, Massachusetts
2016 JMU, New Hampshire, Richmond, Villanova	2005 New Hampshire, Richmond
2017 Elon, James Madison, New Hampshire, Stony Brook	2020 Delaware, James Madison
	2021 James Madison, Villanova

CAA Football In The NCAA Playoffs

(includes Yankee and Atlantic 10 members since 1978)

Overall NCAA Postseason Berths from CAA Football	115 (18 total schools)
Longest consecutive streak of NCAA Postseason Berths from CAA Football	42-straight seasons (1981-2021)
Multiple NCAA Postseason berths from CAA Football	35 seasons
Longest consecutive streak of Multiple NCAA Postseason Berths from CAA Football	31-straight seasons (1991-2021)

2022 NCAA Division I Football Championship


NCAA Division I Football Championship First Round
Saturday, November 27 (Campus Sites - ESPN Family of Networks)

NCAA Division I Football Championship Second Round
Friday/Saturday, December 3-4 (Campus Sites - ESPN Family of Networks)

NCAA Division I Football Championship Quarterfinals
Friday/Saturday, December 10-11 (Campus Sites - ESPN Family of Networks)

NCAA Division I Football Championship Semifinals
Friday/Saturday, December 17-18 (Campus Sites - ESPN Family Of Networks)

NCAA Division I Football Championship Game
Saturday, January 8 (Frisco, Texas - Noon ET - ESPN2)





CAA Football Postseason History

UAlbany			
Year	Game/Bowl	Opponent	Result
2019	NCAA FCS First Round	Central Connecticut St.	W/42-14
	NCAA FCS Second Round	Montana State	L/47-21
Delaware			
Year	Game/Bowl	Opponent	Result
1946	Cigar Bowl	Rollins (FL)	W/21-7
1954	Refrigerator Bowl	Kent State	W/19-7
1968	Boardwalk Bowl	Indiana (PA)	W/31-24
1969	Boardwalk Bowl	N.C. Central	W/31-13
1970	Boardwalk Bowl	Morgan State	W/38-23
1971	Boardwalk Bowl	C.W. Post	W/72-22
1973	NCAA II Quarterfinals	Grambling	L/17-8
1974	NCAA II Quarterfinals	Youngstown State	W/35-14
	NCAA II Semifinals	UNLV	W/49-11
	NCAA II Final	Central Michigan	L/54-14
1976	NCAA II Quarterfinals	Northern Michigan	L/28-17
1978	NCAA II Quarterfinals	Jacksonville State	W/42-27
	NCAA II Semifinals	Winston-Salem State	W/41-0
	NCAA II Final	Eastern Illinois	L/10-9
1979	NCAA II Quarterfinals	Virginia Union	W/58-28
	NCAA II Semifinals	Mississippi College	W/60-10
	NCAA II Final	Youngstown State	W/38-21
1981	NCAA I-AA First Round	Eastern Kentucky	L/35-28
1982	NCAA I-AA Quarterfinals	Colgate	W/20-13
	NCAA I-AA Semifinals	Louisiana Tech	W/17-0
	NCAA I-AA Final	Eastern Kentucky	L/17-14
1986	NCAA I-AA First Round	William and Mary	W/51-17
	NCAA I-AA Quarterfinals	Arkansas State	L/55-14
1988	NCAA I-AA First Round	Furman	L/21-7
1991	NCAA I-AA First Round	James Madison (2OT)	L/42-35
1992	NCAA I-AA First Round	Samford	W/56-21
	NCAA I-AA Quarterfinals	NE Louisiana	W/41-18
	NCAA I-AA Semifinals	Marshall	L/21-7
1993	NCAA I-AA First Round	Montana	W/49-48
	NCAA I-AA Quarterfinals	Marshall	L/34-31
1995	NCAA I-AA First Round	Hofstra	W/38-17
	NCAA I-AA Quarterfinals	McNeese State	L/52-18
1996	NCAA I-AA First Round	Marshall	L/59-14
1997	NCAA I-AA First Round	Hofstra	W/29-14
	NCAA I-AA Quarterfinals	Georgia Southern	W/16-7
	NCAA I-AA Semifinals	McNeese State	L/23-21
2000	NCAA I-AA First Round	Portland State	W/49-14
	NCAA I-AA Quarterfinals	Lehigh	W/47-22
	NCAA I-AA Semifinals	Georgia Southern	L/27-18
2003	NCAA I-AA First Round	Southern Illinois	W/48-7
	NCAA I-AA Quarterfinals	Northern Iowa	W/37-7
	NCAA I-AA Semifinals	Wofford	W/24-9
	NCAA I-AA Final	Colgate	W/40-0
2004	NCAA I-AA First Round	Lafayette	W/28-14
	NCAA I-AA Quarterfinals	William and Mary (2OT)	L/44-38
2007	NCAA FCS First Round	Delaware State	W/44-7
	NCAA FCS Quarterfinals	Northern Iowa	W/39-27
	NCAA FCS Semifinals	Southern Illinois	W/20-17
	NCAA FCS Final	Appalachian State	L/49-21
2010	NCAA FCS Second Round	Lehigh	W/42-20
	NCAA FCS Quarterfinals	New Hampshire	W/16-3
	NCAA FCS Semifinals	Georgia Southern	W/27-10
	NCAA FCS Final	Eastern Washington	L/20-19
2018	NCAA FCS First Round	James Madison	L/20-6
2020	NCAA FCS First Round	Sacred Heart	W/19-10
	NCAA FCS Quarterfinals	Jacksonville State	W/20-14
	NCAA FCS Semifinals	South Dakota State	L/33-3

Elon			
Year	Game/Bowl	Opponent	Result
2017	NCAA FCS First Round	Furman	L/28-27
2018	NCAA FCS First Round	Wofford	L/19-7
Hampton			
Year	Game/Bowl	Opponent	Result
1985	NCAA II Quarterfinals	Bloomsburg	L/28-38
1992	NCAA II First Round	North Alabama	L/21-33
1993	NCAA II First Round	Albany State	W/33-7
	NCAA II Quarterfinals	North Alabama	L/20-45
1997	NCAA I-AA First Round	Youngstown State	L/13-28
1998	NCAA I-AA First Round	Connecticut	L/34-42
2004	NCAA FCS First Round	William & Mary	L/35-42
2005	NCAA FCS First Round	Richmond	L/10-38
2006	NCAA FCS First Round	New Hampshire	L/38-41
Maine			
Year	Game/Bowl	Opponent	Result
1965	Tangerine Bowl	East Carolina	L/31-0
1987	NCAA I-AA First Round	Georgia Southern (OT)	L/31-28
1989	NCAA I-AA First Round	SMS	L/38-35
2001	NCAA I-AA First Round	McNeese State	W/14-10
	NCAA I-AA Quarterfinals	Northern Iowa	L/56-28
2002	NCAA I-AA First Round	Appalachian State	W/14-13
	NCAA I-AA Quarterfinals	Georgia Southern	L/31-7
2008	NCAA FCS First Round	Northern Iowa	L/40-15
2011	NCAA FCS Second Round	Appalachian State	W/34-12
	NCAA FCS Quarterfinals	Georgia Southern	L/35-23
2013	NCAA FCS Second Round	New Hampshire	L/41-27
2018	NCAA FCS Second Round	Jacksonville State	W/55-27
	NCAA FCS Quarterfinals	Weber State	W/23-18
	NCAA FCS Semifinals	Eastern Washington	L/50-19
Monmouth			
Year	Game/Bowl	Opponent	Result
2017	NCAA FCS First Round	Northern Iowa	L/7-46
2019	NCAA FCS First Round	Holy Cross	W/44-27
	NCAA FCS Second Round	James Madison	L/21-66
2021	NCAA FCS First Round	Sam Houston State	L/15-21
New Hampshire			
Year	Game/Bowl	Opponent	Result
1947	Glass Bowl	Toledo	L/20-14
1975	NCAA II Quarterfinals	Lehigh	W/35-21
	NCAA II Semifinals	Western Kentucky	L/14-3
1976	NCAA II Quarterfinals	Montana State	L/17-16
1991	NCAA I-AA First Round	Samford	L/29-13
1994	NCAA I-AA First Round	Appalachian State (OT)	L/17-10
2004	NCAA I-AA First Round	Georgia Southern	W/27-23
	NCAA I-AA Quarterfinals	Montana	L/47-17
2005	NCAA I-AA First Round	Colgate	W/55-21
	NCAA I-AA Quarterfinals	Northern Iowa	L/24-21
2006	NCAA FCS First Round	Hampton	W/41-38
	NCAA FCS Quarterfinals	Massachusetts	L/24-17
2007	NCAA FCS First Round	Northern Iowa	L/38-35
2008	NCAA FCS First Round	Southern Illinois	W/29-20
	NCAA FCS Quarterfinals	Northern Iowa	L/36-34
2009	NCAA FCS First Round	McNeese State	W/49-13
	NCAA FCS Quarterfinals	Villanova	L/46-7
2010	NCAA FCS Second Round	Bethune-Cookman	W/45-20
	NCAA FCS Quarterfinals	Delaware	L/16-3
2011	NCAA FCS Second Round	Montana State	L/26-25
2012	NCAA FCS Second Round	Wofford	L/23-7





CAA Football Postseason History

New Hampshire (continued)

2013	NCAA FCS First Round	Lafayette	W/45-7
	NCAA FCS Second Round	Maine	W/41-27
	NCAA FCS Quarterfinals	Southeastern Louisiana	W/20-17
	NCAA FCS Semifinals	North Dakota State	L/52-14
2014	NCAA FCS Second Round	Fordham	W/44-19
	NCAA FCS Quarterfinals	Chattanooga	W/35-30
	NCAA FCS Semifinals	Illinois State	L/21-18
2015	NCAA FCS First Round	Colgate	L/27-20
2016	NCAA FCS First Round	Lehigh	W/64-21
	NCAA FCS Second Round	James Madison	L/55-22
2017	NCAA FCS First Round	Central Connecticut State	W/14-0
	NCAA FCS Second Round	Central Arkansas	W/21-15
	NCAA FCS Quarterfinals	South Dakota State	L/56-14

Rhode Island

Year	Game/Bowl	Opponent	Result
1955	Refrigerator Bowl	Jacksonville State	L/12-10
1981	NCAA I-AA Quarterfinals	Idaho State	L/51-0
1984	NCAA I-AA Quarterfinals	Richmond	W/23-17
	NCAA I-AA Semifinals	Montana State	L/32-20
1985	NCAA I-AA First Round	Akron	W/35-27
	NCAA I-AA Quarterfinals	Furman	L/29-15

Richmond

Year	Game/Bowl	Opponent	Result
1968	Tangerine Bowl	Ohio University	W/49-42
1971	Tangerine Bowl	Toledo	L/28-3
1984	NCAA I-AA First Round	Boston University	W/35-33
	NCAA I-AA Quarterfinals	Rhode Island	L/23-17
1987	NCAA I-AA First Round	Appalachian State	L/20-3
1998	NCAA I-AA First Round	Lehigh	L/24-23
2000	NCAA I-AA First Round	Youngstown State	W/10-3
	NCAA I-AA Quarterfinals	Montana	L/34-20
2005	NCAA I-AA First Round	Hampton	W/38-10
	NCAA I-AA Quarterfinals	Furman	L/24-20
2007	NCAA FCS First Round	Eastern Kentucky	W/33-14
	NCAA FCS Quarterfinals	Wofford	W/21-10
	NCAA FCS Semifinals	Appalachian State	L/55-35
2008	NCAA FCS First Round	Eastern Kentucky	W/38-10
	NCAA FCS Quarterfinals	Appalachian State	W/33-13
	NCAA FCS Semifinals	Northern Iowa	W/21-20
	NCAA FCS Final	Montana	W/24-7
2009	NCAA FCS First Round	Elon	W/16-13
	NCAA FCS Quarterfinals	Appalachian State	L/35-31
2014	NCAA FCS First Round	Morgan State	W/46-24
	NCAA FCS Second Round	Coastal Carolina	L/36-15
2015	NCAA FCS Second Round	William & Mary	W/48-13
	NCAA FCS Quarterfinals	Illinois State	W/39-27
	NCAA FCS Semifinals	North Dakota State	L/33-7
2016	NCAA FCS First Round	North Carolina A&T	W/39-10
	NCAA FCS Second Round	North Dakota	W/27-24
	NCAA FCS Quarterfinals	Eastern Washington	L/38-0

Stony Brook

Year	Game/Bowl	Opponent	Result
2017	NCAA FCS First Round	Lehigh	W/59-29
	NCAA FCS Second Round	James Madison	L/26-7
2018	NCAA FCS First Round	Southeast Missouri	L/28-14

Towson

Year	Game/Bowl	Opponent	Result
1976	NCAA III Quarterfinals	C.W. Post	W/14-10
	NCAA III Semifinals	St. Lawrence	W/38-36
	NCAA III Final	St. John's (MN)	L/31-28

1983	NCAA II Quarterfinals	North Dakota State	L/24-17
1984	NCAA II Quarterfinals	Norfolk State	W/31-21
	NCAA II Semifinals	Troy State	L/45-3
1986	NCAA II Quarterfinals	Central State	L/31-0
2011	NCAA FCS Second Round	Lehigh	L/40-38
2013	NCAA FCS Second Round	Fordham	W/48-28
	NCAA FCS Quarterfinals	Eastern Illinois	W/49-39
	NCAA FCS Semifinals	Eastern Washington	W/35-31
	NCAA FCS Championship	North Dakota State	L/35-7
2018	NCAA FCS First Round	Duquesne	L/31-10

Villanova

Year	Game/Bowl	Opponent	Result
1936	Bacardi Bowl	Auburn	T/7-7
1947	Great Lakes Bowl	Kentucky	L/24-14
1949	Harbor Bowl	Nevada	W/27-7
1961	Sun Bowl	Wichita	W/17-9
1962	Liberty Bowl	Oregon State	L/6-0
1989	NCAA I-AA First Round	Georgia Southern	L/52-36
1991	NCAA I-AA First Round	Youngstown State	L/17-16
1992	NCAA I-AA First Round	Youngstown State	L/23-20
1996	NCAA I-AA First Round	East Tennessee State	L/35-29
1997	NCAA I-AA First Round	Colgate	W/49-28
	NCAA I-AA Quarterfinals	Youngstown State	L/37-34
2002	NCAA I-AA First Round	Furman	W/45-38
	NCAA I-AA Quarterfinals	Fordham	W/24-10
	NCAA I-AA Semifinals	McNeese State	L/39-28
2008	NCAA FCS First Round	Colgate	W/55-28
	NCAA FCS Quarterfinals	James Madison	L/31-27
2009	NCAA FCS First Round	Holy Cross	W/38-28
	NCAA FCS Quarterfinals	New Hampshire	W/46-7
	NCAA FCS Semifinals	William and Mary	W/14-13
	NCAA FCS Final	Montana	W/23-21
2010	NCAA FCS Second Round	Stephen F. Austin	W/54-24
	NCAA FCS Quarterfinals	Appalachian State	W/42-24
	NCAA FCS Semifinals	Eastern Washington	L/41-31
2012	NCAA FCS First Round	Stony Brook	L/20-10
2014	NCAA FCS Second Round	Liberty	W/29-22
	NCAA FCS Quarterfinals	Sam Houston State	L/34-31
2016	NCAA FCS First Round	Saint Francis (Pa.)	W/31-21
	NCAA FCS Second Round	South Dakota State	L/10-7
2019	NCAA FCS First Round	Southeastern Louisiana	L/45-44
2021	NCAA FCS Second Round	Holy Cross	W/21-16
	NCAA FCS Quarterfinals	South Dakota State	L/35-21

William & Mary

Year	Game/Bowl	Opponent	Result
1947	Dixie Bowl	Arkansas	L/21-19
1948	Delta Bowl	Oklahoma A&M	W/20-0
1970	Tangerine Bowl	Toledo	L/40-12
1986	NCAA I-AA First Round	Delaware	L/51-17
1988	Ivy Bowl	Japan All-Stars	W/73-3
1989	NCAA I-AA First Round	Furman	L/24-10
1990	NCAA I-AA First Round	Massachusetts	W/38-0
	NCAA I-AA Quarterfinals	Central Florida	L/52-38
1992	Ivy Bowl	Nihon University	W/35-10
1993	NCAA I-AA First Round	McNeese State	L/34-28
1996	NCAA I-AA First Round	Jackson State	W/45-6
	NCAA I-AA Quarterfinals	Northern Iowa	L/38-35
2001	NCAA I-AA First Round	Appalachian State	L/40-27
2004	NCAA I-AA First Round	Hampton	W/42-35
	NCAA I-AA Quarterfinals	Delaware (2OT)	W/44-38
	NCAA I-AA Semifinals	James Madison	L/48-34
2009	NCAA FCS First Round	Weber State	W/38-0
	NCAA FCS Quarterfinals	Southern Illinois	W/24-3
	NCAA FCS Semifinals	Villanova	L/14-13
2010	NCAA FCS Second Round	Georgia Southern	L/31-15
2015	NCAA FCS First Round	Duquesne	W/52-49
	NCAA FCS Second Round	Richmond	L/48-13





2022 Team & Coach Records

OVERALL RECORD LAST FIVE SEASONS (2018-2022)

Team	Wins	Losses	Pct.	CAA Titles
Monmouth	29	11	.725	0
Villanova	26	15	.634	1
Maine	24	17	.585	1
Delaware	24	19	.558	1
Hampton	17	16	.515	0
Towson	18	17	.514	0
Richmond	18	20	.474	0
Elon	18	21	.462	0
Stony Brook	18	21	.462	0
Rhode Island	17	20	.459	0
William & Mary	16	20	.444	0
New Hampshire	13	21	.382	0
UAlbany	15	25	.375	0

OVERALL RECORD LAST 10 SEASONS (2013-2022)

Team	Wins	Losses	Pct.	Titles
Villanova	63	38	.624	1
Monmouth	59	37	.615	0
New Hampshire	59	43	.578	1
Richmond	59	44	.573	1
Maine	52	45	.536	2
Towson	51	45	.531	0
Delaware	52	48	.520	1
Stony Brook	48	48	.500	0
William & Mary	46	49	.484	1
Hampton	41	49	.456	0
UAlbany	37	60	.381	0
Elon	35	62	.361	0
Rhode Island	27	67	.287	0

CURRENT CAA FOOTBALL COACH RECORDS

Coach, Team	COLLEGIATE OVERALL RECORD		ALL GAMES AT CAA SCHOOLS		CAA FOOTBALL GAMES ONLY	
	W-L-T	Pct.	W-L-T	Pct.	W-L-T	Pct.
Greg Gattuso, UAlbany	133-81	.621	36-49	.424	20-40	.333
Ryan Carty, Delaware	0-0	.000	0-0	.000	0-0	.000
Tony Trisciani, Elon	12-16	.429	12-16	.429	9-11	.450
Robert Prunty, Hampton	17-16	.515	17-16	.515	0-0	.824
Jordan Stevens, Maine	0-0	.000	0-0	.000	0-0	.000
Kevin Callahan, Monmouth	173-129	.573	173-129	.573	0-0	.000
Rick Santos, New Hampshire	6-5	.545	6-5	.545	5-3	.625
Jim Fleming, Rhode Island	45-59	.433	24-58	.293	15-44	.254
Russ Huesman, Richmond	83-62	.572	24-25	.490	17-19	.472
Chuck Priore, Stony Brook	134-91	.596	48-48	.500	33-35	.485
Rob Ambrose, Towson	73-78	.483	70-71	.496	45-51	.469
Mark Ferrante, Villanova	31-21	.596	31-21	.596	19-17	.528
Mike London, William & Mary	74-75	.497	36-19	.655	21-14	.600

CAA FOOTBALL ALL-TIME STANDINGS

(League games only)

Team	Wins	Losses	Ties	Pct.	Overall Titles	Shared Titles	Outright Titles	Last Title
<i>Old Dominion</i>	13	3	0	.813	0	0	0	--
<i>James Madison</i>	149	81	0	.648	9	5	4	2021
<i>Massachusetts</i>	236	139	4	.628	21	11	10	2007
Delaware	171	114	0	.600	10	8	2	2020
Villanova	161	109	0	.596	7	6	1	2021
<i>Connecticut</i>	158	115	10	.576	15	10	5	1989
New Hampshire	248	205	10	.546	14	5	9	2014
William & Mary	120	108	0	.526	5	4	1	2015
Stony Brook	33	35	0	.485	0	0	0	--
Richmond	137	148	0	.481	8	7	1	2015
Maine	218	242	7	.474	13	8	5	2018
<i>Boston University</i>	71	89	0	.444	6	4	2	1993
<i>Hofstra</i>	31	44	0	.413	1	1	0	2001
Towson	54	81	0	.400	2	1	1	2012
Elon	23	36	0	.390	0	0	0	--
<i>Northeastern</i>	52	87	0	.374	1	1	0	2002
Rhode Island	148	317	7	.321	7	5	2	1985
<i>Vermont</i>	27	63	2	.304	0	0	0	--
UAlbany	20	48	0	.294	0	0	0	--
<i>Georgia State</i>	1	7	0	.125	0	0	0	--
Hampton	0	0	0	.000	0	0	0	--
Monmouth	0	0	0	.000	0	0	0	--

Former league members in italics

Last 3-Time Champion: James Madison (2019-21) - Shared with Villanova in 2021

Longest Title Streak: 5, Connecticut (1956-60) Most Years Between Titles: 36, Rhode Island (1985-present)

Most Consecutive Overall Wins: 26, James Madison (2016-17) Most Consecutive Conference Wins: 20, James Madison (2015-18)





CAA Football All-Time Coaching Records

		-- OVERALL --		-- CONFERENCE --			
	Coach	Years	Record	Pct.	Record	Pct.	
1.	Mike Houston (JMU)	2016-2018	37-6	.860	22-2	.917	1. Andy Talley (VU).....142
2.	Biff Glassford (UNH)	1946-1948	19-5-1	.780	7-1	.875	2. Jimmie Laycock (WM).....112
3.	Vic Fusia (UMass)	1961-1970	59-32-2	.645	41-7-1	.847	3. Sean McDonnell (UNH).....100
4.	Curt Cignetti (JMU, Elon)	2017-2021	47-14	.770	28-6	.824	4. Bill Bowes (UNH).....97
	Elon	2017-18	14-9		10-5		5. Jack Cosgrove (UM).....90
	James Madison	2019-21	33-5		18-1		6. Harold "Tubby" Raymond (UD).....89
	Bobby Wilder (ODU)	2011-2012	7-5-2	.808	13-3	.813	7. Mickey Matthews (JMU).....71
6.	David Nelson (UM)	1949-1950	7-5-2	.571	5-1-1	.786	8. Jim Reid (UMass, UR).....61
7.	Dick MacPherson (UMass)	1971-1977	45-27-1	.623	28-8-1	.770	9. K.C. Keeler (UD).....49
8.	Everett Withers (JMU)	2014-2016	18-7	.720	12-4	.750	10. Don Brown (NU, UMass).....47
	Bob Casciola (UC)	1971-1972	9-8-1	.528	7-2-1	.750	11. Danny Rocco (UR, UD).....46
	Tom Lichtenberg (UM)	1989	9-8-1	.750	6-2	.750	
	Charles Studley (UMass)	1960	7-2	.778	3-1	.750	12. Rob Ambrose (TU).....45
12.	Hal Kopp (URI)	1950, 52-55	28-11-2	.718	15-5-1	.738	13. Tom Jackson (UD).....42
13.	Bob Pickett (UMass)	1978-1983	36-28	.563	22-8	.733	14. Hal Westerman (UM).....41
14.	John Toner (UC)	1966-1970	20-24-3	.457	17-6-2	.720	Vic Fusia (UMass).....41
15.	Harold "Tubby" Raymond (UD)	1966-2001	300-119-3	.714	89-38	.701	16. Bob Griffin (URI).....37
16.	Mark Whipple (UMass)	1998-2003	49-26	.653	35-16	.686	17. Mark Whipple (UMass).....35
17.	Tim Murphy (UM)	1987-1988	15-8	.652	10-5	.667	18. Chuck Priore (SBU).....33
18.	Rick Taylor (BU)	1977-1984	55-32-1	.631	26-14	.650	19. Bob Ingalls (UC).....29
	Thomas Eck (UMass)	1945, 47-51	17-23-4	.432	6-3-1	.650	20. Curt Cignetti (EU, JMU).....28
20.	Bob Ingalls (UC)	1952-1963	49-54-3	.476	29-16-3	.635	Dick MacPherson (UMass).....28
21.	Don Brown (NU, UMass)	2000-03, 04-08	70-39	.642	47-28	.627	22. Rick Taylor (BU).....26
	Northeastern	2000-2003	27-20		18-17		23. Chief Boston (UNH).....25
	Massachusetts	2004-2008	42-19		29-11		24. Dan Allen (BU).....24
22.	Rick Santos (UNH)	2019, 2022-	6-5	.545	5-3	.625	25. Mike Hodges (UMass).....23
	Joe Harasymiak (UM)	2016-2018	20-15	.571	15-9	.625	26. Mike Houston (JMU).....22
	Rip Scherer (JMU)	1991-1994	29-19	.604	10-6	.625	Skip Holtz (UC).....22
25.	Larry Naviaux (UC)	1973-1976	18-24-1	.430	13-8-1	.614	Bob Pickett (UMass).....22
26.	J.O. Christian (UC)	1934-1949	66-51-4	.562	5-3-1	.611	29. Mike London (WM).....21
27.	Danny Rocco (UR, UD)	2012-2021	74-45	.622	46-30	.605	Joe Gardi (HOF).....21
	Richmond	2012-16	43-22		26-14		31. Greg Gattuso (JA).....20
	Delaware	2017-21	31-23		20-16		Tim Stowers (UD).....20
28.	Andy Talley (VU)	1985-2016	230-136-1	.628	142-93	.604	33. Mark Ferrante (VU).....19
29.	Hal Westerman (UM)	1951-1966	80-38-7	.668	41-26-5	.604	Dave Clawson (UR).....19
30.	Mike London (WM)	2008-09, 2019-	36-19	.655	21-14	.600	Barry Gallup (NU).....18
	Richmond	2008-2009	24-5		13-3		36. Russ Huesman (UR).....17
	William & Mary	2019-	12-14		8-11		Floyd Keith (URI).....17
31.	Dave Clawson (UR)	2004-2007	29-20	.592	19-13	.594	John Toner (UC).....17
32.	Sean McDonnell (UNH)	1999-	157-104	.602	100-72	.581	39. Rocky Hager (NU).....16
33.	Mickey Matthews (JMU)	1999-13	109-71	.606	71-52	.577	Alex Wood (JMU).....16
34.	Bill Bowes (UNH)	1972-1998	175-106-5	.621	97-74-2	.567	41. Jim Fleming (URI).....15
35.	Rick Forzano (UC)	1964-1965	7-10-1	.417	4-3-1	.563	Joe Harasymiak (UM).....15
36.	Skip Holtz (UC)	1994-1998	34-23	.597	22-18	.550	Walter Abbott (UM).....15
	Jim Root (UNH)	1968-1971	18-14-1	.561	11-9	.550	Bob Clifford (VER).....15
39.	Tom Jackson (UC)	1983-1993	62-57	.521	42-35	.545	Hal Kopp (URI).....15
40.	K.C. Keeler (UD)	2012-2012	86-52	.623	49-41	.544	Walt Nadzak (UC).....14
41.	Jimmie Laycock (WM)	1980	249-195-2	.561	112-97	.536	Bobby Wilder (ODU).....13
42.	Mark Ferrante (VU)	2017-	31-21	.596	19-17	.528	Jack Gregory (URI).....13
	Jim Reid (UMass, UR)	1986-91, 95-03	84-82-3	.506	61-60	.505	Larry Naviaux (UC).....13
	Massachusetts	1986-1991	36-29-2		26-20		50. Jim Marshall (UR).....12
	Richmond	1995-2003	48-53-1		35-40		Everett Withers (JMU).....12
43.	Nick Charlton (UM)	2019-	14-13	.519	10-10	.500	Dave Brock (UD).....11
	Latrell Scott (UR)	2010	6-5	.545	4-4	.500	Jim Root (UNH).....11
	Dan Allen (BU)	1990-1995	36-33	.522	24-24	.500	Dal Shealy (UR).....11
	Alex Wood (JMU)	1995-1998	23-22	.511	16-16	.500	55. Nick Charlton (UM).....10
	Dal Shealy (UR)	1980-1988	43-57	.430	11-11	.500	Dave Cohen (HOF).....10
	Bob Stull (UMass)	1984-1985	10-12	.455	5-5	.500	Kevin Morris (UMass).....10
	George Allen (UM)	1941, 46-48	16-11-2	.586	5-5	.500	Tim Murphy (JMU).....10
50.	Joe Gardi (HOF)	2001-2005	119-62-2	.656	3-3	.500	Rip Scherer (UM).....10
51.	Chuck Priore (SBU)	2013	48-48	.500	21-22	.488	Jack Zilly (UR).....10
52.	Walt Nadzak (UC)	1977-1982	24-39-2	.385	33-35	.485	61. Tony Trisciani (EU).....9
53.	Jack Cosgrove (UM)	1993-2016	129-135	.489	14-15-1	.483	Gordy Combs (TU).....9
54.	Mike Hodges (UMass)	1992-1997	35-30	.538	90-97	.481	Joe Trainer (UR).....8
55.	Russ Huesman (UR)	2017-	24-25	.490	23-25	.479	Kirk Ferentz (UM).....8
56.	Rob Ambrose (TU)	2009-	70-71	.496	17-19	.472	Herb Maack (URI).....8
57.	Tony Trisciani (EU)	2019-	12-16	.429	45-51	.469	Charlie O' Rourke (UMass).....8
58.	Chris Palmer (BU)	1988-1989	8-14	.364	9-11	.450	Bob Casciola (UC).....7
59.	Chief Boston (UNH)	1949-1964	60-57-10	.512	7-9	.438	Biff Glassford (UNH).....7
60.	Bob Clifford (VER)	1962-1969	37-29-1	.560	25-34-8	.433	Paul Kemp (BU).....7
61.	Jack Gregory (UR)	1970-1975	22-33-2	.404	15-20-1	.431	Chris Palmer (BU).....7
62.	Kevin Morris (UMass)	2009-2011	16-17	.485	10-14	.422	Thomas Eck (UMass).....6
	Buddy Teevens (UM)	1985-1986	13-9	.591	7-14	.333	Tom Lichtenberg (UM).....6
64.	Herb Maack (URI)	1956-1960	17-22-2	.439	2-4	.333	Ron Rogerson (UM).....6
65.	Dave Brock (UD)	2013-2016	19-22	.463	5-7	.333	Steve Stetson (BU).....6
66.	Dennis Dottin-Carter (UD)	2016	2-3	.400	8-38	.321	75. Rick Santos (UNH).....5
67.	Randy Edsall (UC)	1999	4-7	.364	15-32	.319	J.O. Christian (UC).....5
68.	Bob Griffin (URI)	1976-1992	79-107-1	.425	6-13	.316	Carl Falivene (VER).....5
69.	Greg Gattuso (JA)	2014-	36-49	.424	10-23-2	.314	David Nelson (UM).....5
	Rocky Hager (NU)	2004-2009	20-47	.299	10-22	.313	Bob Stull (UMass).....5
	Kirk Ferentz (UM)	1990-1992	12-21	.363	17-39	.304	Buddy Teevens (UM).....5
	Paul Kemp (BU)	1973-1976	16-24-1	.402	6-14	.300	Jack Bicknell (UM).....4
	Barry Gallup (UC)	1950-1951	7-9	.438	3-7	.300	Rick Forzano (UC).....4
74.	Arthur Valpey (NU)	1991-1999	38-60-1	.389	20-47	.299	Latrell Scott (UR).....4
75.	Walter Abbott (UM)	1967-1975	27-53	.338	5-12	.294	Rich Skrosky (EU).....4
76.	Steve Stetson (BU)	1985-1987	10-23	.303	3-8-1	.292	George Allen (UM).....4
77.	Jack Zilly (URI)	1963-1969	21-41-2	.344	8-21-1	.283	Randy Edsall (UC).....3
78.	Dave Cohen (HOF)	2006-2009	18-27	.400	15-44	.254	John C. Evans (VER).....3
79.	Floyd Keith (URI)	1993-1999	23-53	.303	12-36	.250	Charles Studley (UMass).....3
	Ron Rogerson (UM)	1981-1984	19-23-1	.454	2-7-1	.250	Joe Yukica (UNH).....3
	Joe Yukica (UNH)	1966-1967	7-9	.438	1-3	.250	John Chironna (URI).....2
82.	Tim Stowers (URI)	2000-2007	33-57	.367	8-32	.200	Ed Donnelly (VER).....2
83.	Carl Falivene (VER)	1972-1974	11-17	.393	2-8	.200	Dennis Dottin-Carter (UD).....2
84.	John C. Evans (VER)	1947-1951	15-21-2	.421	4-20-1	.180	Joe Scannella (VER).....2
85.	Charlie O' Rourke (UMass)	1952-1959	21-39-4	.359	1-7	.125	Arthur Valpey (UC).....2
86.	Jim Fleming (URI)	2014	24-58	.293	2-15	.125	Bill Curry (GSU).....1
87.	Jim Marshall (UR)	1989-1994	19-47	.288	1-11	.083	Darren Rizzi (URI).....1
	John Chironna (URI)	1961-1962	4-11-3	.306	1-15	.063	Bill Beck (URI).....1
	Ed Doherty (URI)	1951	3-5	.375	0-8	.000	Ed Doherty (URI).....1
90.	Gordy Combs (TU)	2004-2008	22-34	.393	0-8	.000	Tom Masella (BU).....1
91.	Joe Trainer (URI)	2009-13	12-44	.214	0-5	.000	Wayne Mooradian (UM).....0
	Joe Scannella (VER)	1970-1971	2-16	.111	0-0	.000	Ryan Carty (UD).....0
93.	Jack Bicknell (UM)	1976-1980	18-35-1	.343	0-0	.000	Robert Prunty (HU).....0
94.	Rich Skrosky (EU)	2014-2016	7-27	.206	0-0	.000	Jordan Stevens (UM).....0
95.	Bill Curry (GSU)	2012	1-10	.091	0-0	.000	Bob Ford (UA).....0
	Darren Rizzi (URI)	2008	3-9	.250	0-0	.000	Wayne Mooradian (UR).....0
97.	Ed Donnelly (VER)	1952-1961	25-40-5	.393	0-0	.000	Andy Mooradian (UNH).....0
98.	Bill Beck (URI)	1941, 46-49	12-22-2	.361	0-0	.000	
99.	Tom Masella (BU)	1996-1997	2-20	.091	0-0	.000	
100.	Bob Ford (UA)	2013	1-11	.083	0-0	.000	
	Wayne Lineburg (UR)	2011	3-8	.273	0-0	.000	
	Andy Mooradian (UNH)	1965	0-8	.000	0-0	.000	
	Kevin Callahan (MU)	1993-	173-129	.573	0-0	.000	
	Ryan Carty (UD)	2022-	0-0	.000	0-0	.000	
	Robert Prunty (HU)	2018-	17-16	.515	0-0	.000	
	Jordan Stevens (UM)	2022-	0-0	.000	0-0	.000	

CAA Football All-Time Conference Wins





All-Time Passing Records

Pass Completions - Career

Comp.	Name	School	Years
1,122	Ricky Santos	New Hampshire	2004-07
1,044	Sean Schaefer	Towson	2005-08
868	Chris Boden	Villanova	1996-99
833	Brett Gordon	Villanova	1999-02
830	Liam Coen	Massachusetts	2005-08
803	Matt DeGennaro	Connecticut	1987-1990
784	Eric Ward	Richmond	2006-09
758	Kyle Lauletta	Richmond	2013-17
755	Ron Whitcomb	Maine	2003-06
698	Michael Strauss	Richmond	2012-14

Passing Touchdowns - Career

TD	Name	School	Years
123	Ricky Santos	New Hampshire	2004-07
99	Chris Boden	Villanova	1996-99
90	Liam Coen	Massachusetts	2005-08
83	Brett Gordon	Villanova	1999-2002
78	Tom Ehrhardt	Rhode Island	1984-85
76	Sean Schaefer	Towson	2005-08
73	Dave Corley, Jr.	William & Mary	1999-2002
73	Matt DeGennaro	Connecticut	1987-90
73	Kyle Lauletta	Richmond	2013-17
73	Shane Stafford	Connecticut	1995-98

Yards Gained - Career

Yards	Name	School	Years
13,212	Ricky Santos	New Hampshire	2004-07
11,644	Sean Schaefer	Towson	2005-08
11,031	Liam Coen	Massachusetts	2005-08
10,465	Kyle Lauletta	Richmond	2013-17
10,166	Chris Boden	Villanova	1996-99
9,805	Dave Corley, Jr.	William & Mary	1999-2002
9,639	Brett Gordon	Villanova	1999-2002
9,288	Matt DeGennaro	Connecticut	1987-90
8,969	Eric Ward	Richmond	2006-09
8,845	Mike Buck	Maine	1986-89

Yards Gained - Game

Yards	Name (School)	Opponent	Date
730	Taylor Heinicke (ODU)	New Hampshire	9/22/12
566	Tom Ehrhardt (URI)	Connecticut	11/16/85
560	Bobby Seck (HOF)	Rhode Island	9/25/04
556	Matt Nagy (UD)	Connecticut	11/7/98
546	Kyle Lauletta (UR)	Sam Houston St.	9/1/17
543	Michael Strauss (UR)	Delaware	11/16/13
538	Ricky Santos (UNH)	Villanova	10/2/04
530	Taylor Heinicke (ODU)	Duquesne	9/1/12
522	Mickey Fein (UM)	Connecticut	10/11/97
520	Tom Ehrhardt (URI)	Lehigh	10/12/85

Senior Record: 566Tom Ehrhardt (URI) vs. Connecticut (11/16/85)

Junior Record: 560.....Bobby Seck (HOF) vs. Rhode Island (9/25/04)

Sophomore Record: 730 Taylor Heinicke (ODU) vs. New Hampshire (9/22/12)

Freshman Record: 538.....Ricky Santos (UNH) vs. Villanova (10/2/04)

Average Yards Gained - Season

Avg.	Name (School)	Cl.	Gms.	Yards	Year
393.8	Taylor Heinicke (ODU)	So.	13	5,120	2012
346.8	Tom Ehrhardt (URI)	Sr.	13	4,508	1985
339.7	Kyle Lauletta (UR)	Sr.	11	3,737	2017
317.3	Michael Strauss (UR)	Jr.	12	3,808	2013
303.3	Sean Schaefer (TU)	So.	10	3,033	2006
302.0	Anton Clarkson (HOF)	Jr.	10	3,020	2005
299.7	Robert Dougherty (BU)	Sr.	12	3,596	1994
297.7	Tom Ehrhardt (URI)	Jr.	13	3,870	1984
297.3	Rocky Butler (HOF)	Sr.	12	3,568	2001
292.1	Ricky Santos (UNH)	So.	13	3,797	2005

Senior Record: 346.8 Tom Ehrhardt (URI), 1985

Junior Record: 317.3..... Michael Strauss (UR), 2013

Sophomore Record: 393.8..... Taylor Heinicke (ODU), 2012

Freshman Record: 255.2.....Ricky Santos (UNH), 2004

INDIVIDUAL RECORDS

Most Pass Attempts - Game

79... Taylor Heinicke (ODU) vs. New Hampshire, 9/22/12

Most Pass Completions - Game

55... Taylor Heinicke (ODU) vs. New Hampshire, 9/22/12

Most Pass Completions - Season

398..... Taylor Heinicke (ODU), 2012

Most Completions Per Game - Season

30.6..... Taylor Heinicke (ODU), 2012

Most Pass Attempts - Season

645..... Tom Ehrhardt (URI), 1985

Most Pass Attempts - Career

1,636..... Ricky Santos (UNH), 2004-07

Most Touchdown Passes - Game

8..... Bobby Seck (HOF) vs. Rhode Island, 9/25/04

8..... Tom Ehrhardt (URI) vs. Connecticut, 11/16/85

Most Touchdown Passes - Season

44..... Taylor Heinicke (ODU), 2012

Most Interceptions Thrown - Game

6..... Six times

...Last by Jake Phillips (WM) vs. Richmond, 11/22/08

Most Interceptions Thrown - Season

27..... Tom Ehrhardt (URI), 1985

Most Interceptions Thrown - Career

59..... Sean Schaefer (TU), 2005-08

Longest Pass

98..... R.J. Archer to Cameron Dohse (WM) vs. Villanova, 12/11/09

98..... Steve Monaco to Emerson Foster (URI) vs. Holy Cross, 9/3/88

TEAM RECORDS

Most Passing Attempts - Game

90..... Rhode Island vs. Furman, 12/7/85

Most Passing Attempts - Season

761..... Rhode Island, 1985 (13 Games)

Most Pass Completions - Game

55..... Old Dominion vs. New Hampshire, 9/22/12

Most Pass Completions - Season

419..... Rhode Island, 1985 (13 Games)

Highest Completion Percentage - Season

73.2..... New Hampshire, 2007 (12 Games)

Most Passing Yards - Game

730..... Old Dominion vs. New Hampshire, 9/22/12

Most Passing Yards - Season

5,321..... Rhode Island, 1985 (13 Games)

Most Touchdown Passes - Game

8..... Twice, Last by Hofstra vs. Rhode Island, 9/25/04

Most Touchdown Passes - Season

47..... Rhode Island, 1985 (13 Games)

Most First Downs Passing - Game

37..... Old Dominion vs. New Hampshire, 9/22/12

Most First Downs Passing - Season

256..... Rhode Island, 1985 (13 Games)

Annual Passing Leaders

Year	Name (Team)	Completions
1978	Steve Tosches (URI)	114
1979	Mike McEvilly (UM)	107
1980	Ken Sweitzer (UC)	127
1981	Ken Sweitzer (UC)	145
1982	Rich LaBonte (UM)	112
1983	Dave Weinke (URI)	150
1984	Tom Ehrhardt (URI)	308
1985	Tom Ehrhardt (URI)	283
1986	Peter Lane (UC)	187
1987	Mike Buck (UM)	232

Passing Efficiency

(since ratings system - 1988)

Year	Name (Team)	Rating
1988	Matt DeGennaro (UC)	126.4
1989	Mike Buck (UM)	159.6
1990	Matt Griffin (UNH)	125.8
1991	Tom Colombo (VU)	133.0
1992	Greg Lilly (UR)	157.0
1993	Shawn Knight (WM)	204.6
1994	Shawn Knight (WM)	151.3
1995	Leo Hamlett (UD)	165.4
1996	Mike Cook (WM)	142.5
1997	Chris Boden (VU)	174.0
1998	Matt Nagy (UD)	157.0
1999	Dave Corley, Jr. (WM)	141.3
2000	Brett Gordon (VU)	153.5
2001	Rocky Butler (HOF)	166.2
2002	Dave Corley, Jr. (WM)	144.6
	Brett Gordon (VU)	144.6
2003	Lang Campbell (WM)	152.1
2004	Lang Campbell (WM)	158.7
2005	Ricky Santos (UNH)	170.3
2006	Justin Rascati (JMU)	164.0
2007	Ricky Santos (UNH)	163.1
2008	Rodney Landers (JMU)	170.7
2009	Chris Whitney (VU)	151.6
2010	Pat Devlin (UD)	151.6
2011	Grant Enders (TU)	153.7
2012	Taylor Heinicke (ODU)	162.6
2013	Trent Hurley (UD)	155.2
2014	John Robertson (VU)	181.3
2015	Kyle Lauletta (UR)	147.3
2016	Bryan Schor (JMU)	186.2
2017	Kyle Lauletta (UR)	153.2
2018	Tom Flacco (TU)	139.5
2019	Ben DiNucci (JMU)	169.5
2020	Cole Johnson (JMU)	161.7
2021	Cole Johnson (JMU)	173.4

Active players in italics





All-Time Rushing Records

Yards Gained - Career			
Yards	Name	School	Years
6,250	Marcel Shipp	Massachusetts	1997-2000
6,193	Jerry Azumah	New Hampshire	1995-98
5,332	Steve Baylark	Massachusetts	2003-06
4,849	Terrance West	Towson	2011-13
4,624	Rene Ingoglia	Massachusetts	1992-95
4,587	Daryl Brown	Delaware	1991-94
4,541	Jonathan Grimes	William & Mary	2008-11
4,499	Brian Westbrook	Villanova	1997-2001
4,459	Andrew Pierce	Delaware	2010-13
4,436	Paul Lewis	Boston University	1981-84

Rushing Touchdowns - Career			
TD	Name	School	Years
84	Terrance West	Towson	2011-13
65	Omar Cuff	Delaware	2004-07
60	Jerry Azumah	New Hampshire	1995-98
60	Marcel Shipp	Massachusetts	1997-2000
55	Paul Lewis	Boston University	1981-84
54	Rene Ingoglia	Massachusetts	1992-95
54	Brian Westbrook	Villanova	1997-2001
49	Bill Burnham	New Hampshire	1974-77
48	John Robertson	Villanova	2011-15
47	Daryl Brown	Delaware	1991-94

Most First Downs Rushing - Season
 219.....James Madison, 2017 (16 games)

Average Yards Gained - Season (Minimum 1,000 Yards)

Avg.	Name (School)	Cl.	Gms.	Yards	Year
199.6	Jerry Azumah (UNH)	Sr.	11	2,195	1998
181.6	Marcel Shipp (UMass)	So.	14	2,542	1998
159.6	L.J. McKanas (NU)	Sr.	11	1,756	2001
157.1	Carl Smith (UM)	So.	12	1,885	1989
156.8	Terrance West (TU)	Jr.	16	2,509	2013
148.6	Pat Abbruzzi (URI)	So.	8	1,189	1952
148.3	Garry Pearson (UMass)	Sr.	11	1,631	1982
147.5	Lorenzo Bouier (UM)	Sr.	11	1,622	1982
145.7	Brian Westbrook (VU)	Sr.	11	1,603	2001
144.1	Jerry Azumah (UNH)	Jr.	11	1,585	1997

Senior Record: 199.6.....Jerry Azumah (UNH), 1998
 Junior Record: 156.8.....Terrance West (TU), 2013
 Sophomore Record: 181.6.....Marcel Shipp (UMass), 1998
 Freshman Record: 138.1.....Jerry Azumah (UNH), 1995

Yards Gained - Game

Yards	Name (School)	Opponent	Date
354	Terrance West (Towson)	Eastern Illinois	12/13/13
337	Frank Alessio (UMass)	Boston Univ.	11/11/95
329	Jerry Azumah (UNH)	Hofstra	11/7/98
313	Rene Ingoglia (UMass)	Rhode Island	10/1/94
306	Pat Abbruzzi (URI)	New Hampshire	10/4/52
302	Lorenzo Bouier (UM)	Northeastern	11/1/80
300	Jerry Azumah (UNH)	Boston Univ.	11/15/97
298	Elijah Ibitokun-Hanks (UA)	New Hampshire	11/12/16
295	Tim Hightower (UR)	Bucknell	9/22/07
294	Malcolm Summers (EU)	Richmond	9/23/17
288	Omar Cuff (UD)	Delaware State	11/23/07
288	Garry Pearson (UMass)	American Int'l	11/20/82

Senior Record: 329.....Jerry Azumah (UNH) vs. Hofstra (11/7/98)
 Junior Record: 354. Terrance West (Towson) vs. Eastern Illinois (12/13/13)
 Sophomore Record: 306.....Pat Abbruzzi (URI) vs. UNH (10/4/52)
 Freshman Record: 264.....Jerry Azumah (UNH) vs. Villanova (11/11/95)

Total Carries - Career

Att.	Name	School	Years
1,215	Marcel Shipp	Massachusetts	1997-2000
1,104	Steve Baylark	Massachusetts	2003-06
1,045	Jerry Azumah	New Hampshire	1995-98
972	Paul Lewis	Boston University	1981-84
936	Jonathan Grimes	William & Mary	2008-11
930	Andrew Pierce	Delaware	2010-13
925	Omar Cuff	Delaware	2004-07
905	Rene Ingoglia	Massachusetts	1992-95
879	Lorenzo Bouier	Maine	1979-82
819	Maurice Murray	Northeastern	2004-07

INDIVIDUAL RECORDS

Most Rushing Attempts - Game

55.....Maurice Murray (NU) vs. New Hampshire, 11/3/07

Most Rushing Attempts - Season

428..... Marcel Shipp (UMass), 1998 (14 games)

Average Rushes Per Game - Season

31.7 (349) Lorenzo Bouier (UM), 1980

Most Rushing Touchdowns - Game

6..... Omar Cuff (UD) vs. William & Mary, 8/30/07

Most Rushing Touchdowns - Season

41..... Terrance West (TU), 2013 (16 games)

Average Rushing Touchdowns Per Game - Season

2.6 (41)Terrance West (TU), 2013
 2.6 (29)Terrance West (TU), 2011

Longest Rush - Game

99..... Ty Son Lawton (SBU) vs. Delaware, 10/16/21
 99..... Jawon Hamilton (JMU) vs. VMI, 4/24/21
 99... Pat Abbruzzi (URI) vs. New Hampshire, 10/4/52
 99..... Gerry White (UC) vs. Rhode Island, 11/12/60

TEAM RECORDS

Most Rushing Attempts - Game

84.....Maine vs. Bowdoin, 11/6/54

Most Rushing Attempts - Season

778.....Richmond, 2000 (13 games)

Most Rushing Yards - Game

593.....Northeastern vs. Stonehill, 8/30/03

Most Rushing Yards - Season

4,009..... Rhode Island, 2003 (12 games)

Most Rushing Yards Per Game - Season

334.1..... Rhode Island, 2003 (12 games)

Most Rushing Touchdowns - Game

10..... James Madison vs. Morehead State, 9/3/16

Most Rushing Touchdowns - Season

55.....Towson, 2013 (16 games)

Most First Downs Rushing - Game

27..... James Madison vs. Morehead State, 9/3/16
 27..... Connecticut vs. Rhode Island, 11/15/58

Annual Rushing Leaders

Year	Name (Team)	Average	Yards
1978	Mal Najarian (BU)	143.0	1,001
1979	Mal Najarian (BU)	114.0	1,137
1980	Lorenzo Bouier (UM)	147.5	1,622
1981	Gregg Drew (BU)	125.0	1,250
1982	Garry Pearson (UMass)	148.3	1,631
1983	Paul Lewis (BU)	133.6	1,603
1984	Andre Garron (UNH)	143.4	1,004
1985	Andre Garron (UNH)	111.0	888
1986	Randy Pettus (BU)	87.4	874
1987	Erwin Matthews (UR)	110.6	1,327
1988	George Boothe (UC)	91.1	1,002
1989	Carl Smith (UM)	152.7	1,680
1990	Barry Bourassa (UNH)	106.3	957
1991	Jerome Bledsoe (UMass)	140.3	1,545
1992	Uly Scott (UR)	119.8	1,318
1993	Rene Ingoglia (UMass)	116.8	1,285
1994	Rene Ingoglia (UMass)	136.8	1,505
1995	Frank Alessio (UMass)	116.0	1,276
1996	Jerry Azumah (UNH)	118.9	1,308
1997	Jerry Azumah (UNH)	143.3	1,576
1998	Jerry Azumah (UNH)	199.6	2,195
1999	Curtis Keaton (JMU)	142.9	1,715
2000	Brian Westbrook (VU)	110.9	1,220
2001	L. J. McKanas (NU)	159.6	1,756
2002	Marcus Williams (UM)	100.4	1,406
2003	Germaine Bennett (UD)	101.6	1,625
2004	Steve Baylark (UMass)	103.5	1,138
2005	Joe Casey (URI)	113.2	1,245
2006	Steve Baylark (UMass)	130.7	1,960
2007	Tim Hightower (UR)	137.4	1,924
2008	Rodney Landers (JMU)	126.4	1,770
2009	Jonathan Grimes (WM)	92.4	1,294
2010	Andrew Pierce (UD)	110.3	1,655
2011	Jonathan Grimes (WM)	130.1	1,431
2012	Terrance West (TU)	104.6	1,046
2013	Terrance West (TU)	156.8	2,509
2014	Mikal Abdul-Saboor (WM)	115.1	1,266
2015	Jacobi Green (UR)	113.9	1,595
2016	Elijah Ibitokun-Hanks (UA)	126.2	1,388
2017	Josh Mack (UM)	133.5	1,335
2018	Donald Liotine (SBU)	95.7	1,148
2019	Karl Mofor (UA)	92.1	1,290
2020	Percy Agyei-Obese (JMU)	102.4	717
2021	Ty Son Lawton (SBU)	98.9	1,088

Active players in italics





All-Time Receiving Records

Yards Gained - Career

Yards	Name	School	Years
4,655	David Ball	New Hampshire	2003-06
4,328	R.J. Harris	New Hampshire	2010-14
4,203	Brian Brown	Richmond	2013-16
4,168	Rich Musinski	William & Mary	2000-03
3,944	Brian Forster	Rhode Island	1983-87
3,872	Brian Finneran	Villanova	1994-97
3,737	Eddie Conti	Delaware	1994-98
3,579	Bill Brooks	Boston University	1982-85
3,535	Mark Didio	Connecticut	1988-91
3,460	Aaron Parker	Rhode Island	2016-19

Average Yards Gained - Season (Minimum 1,000 Yards)

Avg.	Name (School)	Cl.	Gms.	Yards	Year
155.6	Eddie Conti (UD)	Sr.	11	1,712	1998
139.9	Brian Forster (URI)	Jr.	13	1,819	1985
125.3	David Ball (UNH)	So.	12	1,504	2004
123.1	Mark Didio (UC)	Sr.	11	1,354	1991
119.3	David Ball (UNH)	Jr.	13	1,551	2005
116.1	Rich Musinski (WM)	Jr.	12	1,393	2001
113.2	Dominique Thompson (WM)	Sr.	14	1,585	2004
112.8	Kahmal Roy (HOF)	Sr.	12	1,354	2001
111.5	Brian Brown (UR)	Jr.	13	1,450	2015
110.8	R.J. Harris (UNH)	Sr.	14	1,551	2014

Senior Record: 155.6 Eddie Conti (UD), 1998
 Junior Record: 139.9 Brian Forster (URI), 1985
 Sophomore Record: 125.3 David Ball (UNH), 2004
 Freshman Record: 85.3 Charles Sullivan (HOF), 2004

Yards Gained - Game

Yards	Name (School)	Opponent	Date
354	Eddie Conti (UD)	Connecticut	11/7/98
327	Brian Forster (URI)	Brown	9/28/85
299	Brian Forster (URI)	Lehigh	10/12/85
284	David Ball (UNH)	Villanova	10/2/04
275	Shawn Leonard (URI)	New Hampshire	11/7/09
271	Nick Mayers (ODU)	New Hampshire	9/22/12
267	Marques Colston (HOF)	Liberty	11/22/03
262	Victor Cruz (UMass)	James Madison	9/13/08
252	Brian Forster (URI)	Richmond	12/1/84
248	Carnell Henderson (BU)	Rhode Island	10/8/94

Senior Record: 354 . Eddie Conti (UD) vs. Connecticut (11/7/98)
 Junior Record: 327... Brian Forster (URI) vs. Brown (9/28/85)
 Soph Rec: 284 David Ball (UNH) vs. Villanova (10/2/04)
 Freshman Rec: 213 Charles Sullivan (HOF) vs. URI (9/25/04)

Pass Receptions - Career

Rec.	Name	School	Years
310	R.J. Harris	New Hampshire	2010-14
304	David Ball	New Hampshire	2003-06
284	Brian Forster	Rhode Island	1983-87
265	Brian Finneran	Villanova	1994-97
247	Brian Brown	Richmond	2013-16
243	Tre Gray	Richmond	2008-11
239	Mark Didio	Connecticut	1988-91
238	Charles Sullivan	Hofstra	2004-07
236	Murle Sango	Villanova	1998-2001
231	Neil O'Connor	New Hampshire	2015-18

Average Pass Receptions - Season

Avg.	Name (School)	Cl.	Gms.	Rec.	Year
9.85	Brian Forster (URI)	Jr.	13	128	1985
8.91	Murle Sango (VU)	So.	11	98	1999
8.64	Tre Gray (UR)	Sr.	11	95	2011
8.27	Eddie Conti (UD)	Sr.	11	91	1998
8.22	Ben Edwards (UR)	Sr.	9	74	2013
8.09	Brian Westbrook (VU)	So.	11	89	1998
8.00	Mark Didio (UC)	Sr.	11	88	1991
8.00	Rameek Wright (UM)	Sr.	11	88	1997
7.82	Charles Sullivan (HOF)	Sr.	11	86	2007
7.69	Brian Forster (URI)	So.	13	100	1984

Senior Record: 8.64 Tre Gray (UR), 2011
 Junior Record: 9.85 Brian Forster (URI), 1985
 Sophomore Record: 8.91 Murle Sango (VU), 1999
 Freshman Record: 6.18 Charles Sullivan (HOF), 2004

Pass Receptions - Game

Rec.	Name (School)	Opponent	Date
18	Landis Williams (UM)	Rhode Island	11/14/09
18	Brian Forster (URI)	Brown	9/28/85
18	Brian Forster (URI)	Richmond	12/1/84
17	Arel Gordon (UM)	New Hampshire	11/18/06
17	Rameek Wright (UM)	Buffalo	11/16/96
17	Brian Forster (URI)	Lehigh	10/12/85
16	Tre Gray (UR)	New Hampshire	9/24/11
16	David Boler (UD)	Navy	10/30/04
16	Justin Long (UD)	Maine	10/2/04
16	Brian Finneran (VU)	Youngstown St.	12/16/97
16	Brian Finneran (VU)	Connecticut	10/5/96

Senior Record: 18 Landis Williams (UM) vs. Rhode Island (11/14/09)
 Junior Record: 18 ... Brian Forster (URI) vs. Brown (9/28/85)
 Sophomore Record: 18 Brian Forster (URI) vs. Richmond (12/1/84)
 Freshman Record: 14 John Perry (UNH) vs. Richmond (10/21/89)

Receiving Touchdowns - Career

TD	Name	School	Years
58	David Ball	New Hampshire	2003-06
41	Dave Klemic	Northeastern	1997-2000
38	Dameon Reilly	Rhode Island	1983-85
36	R.J. Harris	New Hampshire	2010-14
34	Cory Parks	Northeastern	2002-05
34	Brian Finneran	Villanova	1994-97
32	Bill Brooks	Boston University	1982-85
32	Brian Forster	Rhode Island	1983-87
32	Adrian Zullo	Massachusetts	1998-2002
31	Rich Musinski	William & Mary	2000-03
31	Eddie Conti	Delaware	1994-98

Consecutive Games With A Reception

45 Marcus Lee (TU), 2005-2008

Receiving Touchdowns - Season

TD	Name (School)	Cl.	Gms.	Year
24	David Ball (UNH)	Jr.	13	2005

Receiving Touchdowns - Game

Rec.	Name (School)	Opponent	Date
5	Shane Leatherbury (TU)	Bucknell	10/19/19
5	Andrae Brown (TU)	Northeastern	9/24/05

Annual Receptions Leaders

Year	Name (Team)	Rec.	Yards
1978	Dave Loehle (UNH)	37	514
1979	Kevin O'Connor (UM)	33	518
1980	Reggie Eccleston (UC)	50	1,081
1981	Keith Hugger (UC)	57	1,145
1982	Tom Mut (URI)	45	803
1983	Bill Brooks (BU)	56	891
1984	Brian Forster (URI)	100	1,357
1985	Brian Forster (URI)	115	1,617
1986	Dennis Gadbois (BU)	70	1,095
1987	Curtis Olds (UNH)	61	807
1988	Glenn Antrum (UC)	77	1,130
1989	Darren Altieri (BU)	75	868
1990	Mark Didio (UC)	78	1,153
1991	Mark Didio (UC)	88	1,354
1992	Darren Rizzi (URI)	74	1,103
1993	David Gamble (UNH)	67	1,138
1994	Cy Butler (URI)	73	808
1995	Ed Mantie (BU)	81	943
1996	Brian Finneran (VU)	81	1,207
1997	Rameek Wright (UM)	88	1,169
1998	Eddie Conti (UD)	91	1,712
1999	Murle Sango (VU)	98	1,064
2000	Dwayne Wilmot (UM)	67	995
2001	Stefan Gomes (UM)	81	1,069
2002	Brian White (VU)	72	805
2003	Rich Musinski (WM)	63	888
2004	David Ball (UNH)	86	1,504
2005	David Ball (UNH)	87	1,551
2006	David Ball (UNH)	93	1,114
2007	Charles Sullivan (HOF)	86	991
2008	Victor Cruz (UMass)	71	1,064
2009	Landis Williams (UM)	71	798
2010	Terrance Fox (UNH)	80	821
2011	Tre Gray (UR)	95	1,187
2012	Nick Mayers (ODU)	79	1,233
2013	Stephen Barnette (UR)	76	1,189
2014	R.J. Harris (UNH)	100	1,551
2015	Brian Brown (UR)	76	1,450
2016	Brian Brown (UR)	81	1,482
2017	Neil O'Connor (UNH)	97	1,396
2018	Neil O'Connor (UNH)	71	814
2019	Juwann Green (UA)	83	1,386
2020	Gene Coleman II (UD)	44	433
2021	Kris Thornton (JMU)	83	1,097
	Antwane Wells (JMU)	83	1,250

Active players in italics





All-Time Scoring Records

TEAM RECORDS

Most Points - Two Teams

125	Old Dominion 64, New Hampshire 61	9/22/12
125	Connecticut 125, Newport NTS 0	1949
118	Richmond 62, Delaware 56 (5OT)	11/10/07
115	Maine 59, Delaware 56 (2OT)	10/31/87
113	Delaware 58, West Chester 55	9/24/94
113	Rhode Island 58, Maine 55 (6OT)	9/18/82
111	Delaware 59, Navy 52	10/27/07
108	Richmond 59, James Madison 49	10/24/15
106	Massachusetts 64, New Hampshire 42	11/19/88
106	New Hampshire 59, Maine 47	11/19/05

Fewest Points - Two Teams

0	Maine 0, New Hampshire 0	10/13/51
0	Connecticut 0, New Hampshire 0	11/3/56
0	Connecticut 0, Rhode Island 0	11/16/57
0	Maine 0, Rhode Island 0	9/26/59
0	Massachusetts 0, Northeastern 0	10/24/59
0	Massachusetts 0, Harvard 0	9/28/63
0	Connecticut 0, New Hampshire 0	10/31/64
0	Connecticut 0, Rhode Island 0	11/12/66
0	Rhode Island 0, Vermont 0	10/14/67
2	Maine 2, Connecticut 0	10/21/61

Fewest Points - Two Teams

(since overtime was implemented - 1982)

3	Albany 3, Maine 0	9/2/10
3	Rhode Island 3, Maine 0	10/28/06
3	Massachusetts 3, Villanova 0	11/10/90
3	Massachusetts 3, Northeastern 0	9/29/84
6	Elon 6, UAlbany 0	9/30/17
6	Richmond 3, Fordham 3	10/21/95
7	Massachusetts 7, Northeastern 0	10/28/06
7	Northeastern 7, Richmond 0	10/20/01
10	Rhode Island 7, Massachusetts 3	10/5/85
10	Richmond 7, New Hampshire 3	11/4/95
10	Massachusetts 7, Holy Cross 3	9/19/92

Most Points - One Team

125	Connecticut 125, Newport NTS 0	1949
84	James Madison 84, Rhode Island 7	10/29/16
84	Delaware 84, West Chester 0	9/23/00
80	James Madison 80, Morehead State 7	9/3/16
78	Northeastern 78, Stonehill 6	8/30/03
77	Maine 77, Morgan State 24	11/8/03
77	Massachusetts 77, Northeastern 0	10/9/99
76	James Madison 76, Morgan State 7	9/2/95
75	James Madison 75, Norfolk State 14	9/16/17
73	James Madison 73, Robert Morris 7	9/13/18

Largest Margin of Victory

125	Connecticut 125, Newport NTS 0	1949
84	Delaware 84, West Chester 0	9/23/00
77	James Madison 84, Rhode Island 7	10/29/16
77	Massachusetts 77, Northeastern 0	10/9/99
73	James Madison 80, Morehead State 7	9/3/16
72	Northeastern 78, Stonehill 6	8/30/03
72	James Madison 72, Lock Haven 0	9/2/00
71	Northeastern 71, Cheyney 0	9/4/04
71	Connecticut 71, Massachusetts 6	10/13/56
70	Towson 70, Lock Haven 0	9/10/05

Most Points - Season

700	James Madison, 2016 (15 games)
-----	--------------------------------

Most Touchdowns - Game

16	Massachusetts vs. Northeastern, 10/9/99
----	---

Most Touchdowns - Season

94	James Madison, 2016 (15 games)
----	--------------------------------

INDIVIDUAL RECORDS

Touchdowns Scored - Career

TD	Name	School	Years
89	Brian Westbrook	Villanova	1997-2001
86	Terrance West	Towson	2011-13
73	Omar Cuff	Delaware	2004-07
70	Jerry Azumah	New Hampshire	1995-98
63	Marcel Shipp	Massachusetts	1997-2000
58	David Ball	New Hampshire	2003-06
55	Rene Ingoglia	Massachusetts	1992-95
55	Paul Lewis	Boston University	1981-84
51	Barry Bourassa	New Hampshire	1989-92
50	Steve Baylark	Massachusetts	2003-06
50	Daryl Brown	Delaware	1991-94

Scoring - Career

Pts.	Name	School	Years
544	Brian Westbrook	Villanova	1997-2001
542	Ethan Ratke	James Madison	2017-21
516	Terrance West	Towson	2011-13
440	Omar Cuff	Delaware	2004-07
424	Jerry Azumah	New Hampshire	1995-98
378	Marcel Shipp	Massachusetts	1997-2000
360	Andrew Howard	Richmond	2006-09
350	David Ball	New Hampshire	2003-06
332	Rene Ingoglia	Massachusetts	1992-95
332	Paul Lewis	Boston University	1981-84

Extra Points - Career

XP	Name	School	Years
239	Ethan Ratke	James Madison	2017-21
195	Andrew Howard	Richmond	2006-09
174	Connor McCormick	New Hampshire	2002-05
167	Sean Leach	Delaware	1994-97
166	Reg Kuehn	William & Mary	2002-05
162	Miro Kesic	Northeastern	2002-05
151	Tom Manning	New Hampshire	2006-09
148	Casey Hannon	Villanova	1998-2001
145	Chris Onorato	Hofstra	2000-04
143	Mike MacArthur	New Hampshire	2010-13

Most Extra Points Made - Game (Individual)

12	Tyler Gray (JMU) vs. Rhode Island, 10/29/16
----	---

Most Extra Points Made - Game (Team)

12	James Madison vs. Rhode Island, 10/29/16
----	--

Most Extra Points Made - Season

90	James Madison, 2016 (15 Games)
----	--------------------------------

Most Extra Point Attempts - Game

12	James Madison vs. Rhode Island, 10/29/16
----	--

Most Extra Point Attempts - Season

92	James Madison, 2016 (15 Games)
----	--------------------------------

Most Two-Point Conversions Made - Game

2	Brian Finneran (VU) vs. Northeastern, 11/22/97
---	--

Most Two-Point Conversions Made - Game (Team)

4	Massachusetts vs. Delaware, 10/10/87
---	--------------------------------------

Most Two-Point Conversions Made - Season

22	Connecticut, 1958
----	-------------------

Most Defensive Extra Points - Game

2	Maine vs. Merrimack, 9/18/21
---	------------------------------

Field Goals - Career

FG	Name	School	Years
101	Ethan Ratke	James Madison	2017-21
64	Aidan O'Neill	Towson	2016-19
59	Greg Kuehn	William & Mary	2002-05
55	Andrew Howard	Richmond	2006-09
51	Mike MacArthur	New Hampshire	2010-13
50	Chris Onorato	Hofstra	2000-04
49	Rob Zarrilli	Hofstra	2005-07
48	Miro Kesic	Northeastern	2002-05
48	Brian Shallcross	William & Mary	1994-97
47	Griffin Trau	Richmond	2014-18

Longest Field Goal

Long	Name (School)	Opponent	Date
57	Miro Kesic (NU)	Richmond	11/2/02
56	Jim McManus (UC)	New Hampshire	10/3/98
55	Frank Raggo (UD)	James Madison	9/30/17
55	Aidan O'Neill (TU)	Rhode Island	11/19/16
54	Kris Hooper (WM)	UAlbany	9/28/19
54	Tom Manning (UNH)	Hofstra	10/24/09
54	Roger Williams (HOF)	Northeastern	11/15/08
54	Steve Leo (UD)	Navy	10/24/92
53	Ryan Coe (UD)	Rutgers	9/18/21
53	Ryan Coe (UD)	Sacred Heart	4/24/21
53	Andrew Howard (UR)	Hofstra	11/8/08
53	Brett Sterba (WM)	Delaware	10/14/00
53	Frank Venezia (VU)	Connecticut	10/7/95
53	Steve Leo (UD)	Richmond	11/16/91
53	Domingos Carlos (UC)	Holy Cross	10/15/83

Most Field Goals Made - Game (Individual)

6	Ethan Ratke (JMU) vs. William & Mary, 11/13/21
---	--

Most Field Goals Made - Game (Team)

6	James Madison vs. William & Mary, 11/13/21
---	--

Most Field Goals Made - Season (Individual)

29	Ethan Ratke, James Madison, 2021
----	----------------------------------

Most Field Goals Made - Season (Team)

29	James Madison, 2021
----	---------------------

Most Field Goal Attempts - Game (Individual)

7	Brian Pate (WM) vs. Virginia, 9/5/09
---	--------------------------------------

Most Field Goal Attempts - Season (Team)

35	William & Mary, 2009 (14 Games)
----	---------------------------------

Most Field Goal Attempts - Season (Individual)

35	Brian Pate (WM), 2009 (14 Games)
----	----------------------------------

Most Points - Game

42	Omar Cuff (UD) vs. William & Mary, 8/30/07
----	--

Most Points - Season

252	Terrance West (TU), 2013
-----	--------------------------

Most Touchdowns - Game

7	Omar Cuff (UD) vs. William & Mary, 8/30/07
---	--

Most Touchdowns - Season

42	Terrance West (TU), 2013
----	--------------------------

Active players in italics





All-Time Defense/All-Purpose Records

Interceptions - Career

Int	Name	School	Years
24	Darren Sharper	William & Mary	1993-96
24	Chris Helon	Boston University	1991-94
23	Kevin Smith	Rhode Island	1987-90
21	Derek Carter	Maine	1994-97
21	Mark Seals	Boston University	1985-88
20	Shannon James	Massachusetts	2002-05
20	Billy Pappas	New Hampshire	1952-54
18	Jimmy Moreland	James Madison	2014-18
18	Dino Vasso	New Hampshire	2007-10
18	Matt Latham	Connecticut	1982-84
18	Grady Fuller	Massachusetts	1977-80
18	Steve Rogers	Massachusetts	1968-70

INDIVIDUAL RECORDS

Most Interceptions - Game

4..... Four times
 Last by David Jones (UR) vs. UAlbany, 10/31/15

Most Interception Return Yards - Game

160..... Dave Brown (UM) vs. Bowdoin, 11/10/62

Most Interceptions - Season

12..... Chris Helon (BU), 1993

Most Interception Return Yards - Season

239..... Mike Cassidy (URI), 1985

Most Interception Return Touchdowns - Game

2..... Nowolla Awopetu (VU) vs. Richmond, 11/3/18
 Tyler Holmes (UMass) vs. Maine 11/6/10
 Allante Harrison (TU) vs. Elon, 9/4/04
 Bill Curry (UM) vs. Liberty, 10/10/92
 Taylor Reynolds (JMU) at Richmond, 11/15/14

Most Interception Return TDs - Season

3..... Jimmy Moreland (JMU), 2018

Most Interception Return Yards - Career

488..... Darren Sharper (WM), 1993-96

Most Interception Return TDs - Career

6..... Jimmy Moreland (JMU), 2014-18

Longest Interception Return - Game

100..... 12 times
 Last by Jordan Jones (URI) vs. Brown, 9/18/21

TEAM RECORDS

Most Interceptions - Game

7..... Four times, Last by Villanova vs. Lafayette, 9/16/17

Most Interception Return Yards - Game

207 (5 INTs)..... New Hampshire vs. Hofstra, 11/1/08

Most Interception Return Touchdowns - Game

2..... Several times, Last by W&M vs. Lafayette, 9/11/21

Most Interceptions - Season

31..... James Madison, 2017 (15 games)
 31..... Delaware, 1986 (13 Games)

Most Interception Return Yards - Season

649 (24 INTs)..... New Hampshire, 2008 (13 Games)

Most Interception Return Touchdowns - Season

7..... Northeastern, 1996

Average All-Purpose Yardage - Season (Minimum 1,000 Yards)

Avg.	Name (School)	Cl.	Gms.	Yards	Year
275.1	Brian Westbrook (VU)	So.	11	3,026	1998
272.0	Brian Westbrook (VU)	Jr.	11	2,992	2000
256.6	Brian Westbrook (VU)	Sr.	11	2,823	2001
247.8	Jerry Azumah (UNH)	Sr.	11	2,726	1998
228.2	Jonathan Grimes (WM)	Sr.	11	2,510	2011
217.1	Stephan Lewis (UNH)	Jr.	11	2,388	2001
216.6	Marcel Shipp (UMass)	So.	14	3,032	1998
215.3	Eddie Conti (UD)	Sr.	11	2,368	1998
202.6	Stephan Lewis (UNH)	Sr.	11	2,229	2002
202.3	Jerry Azumah (UNH)	Jr.	11	2,225	1997

Senior Record: 256.6 Brian Westbrook (VU), 2001
 Junior Record: 272.0 Brian Westbrook (VU), 2000
 Sophomore Record: 275.1 Brian Westbrook (VU), 1998
 Freshman Record: 162.0 Jonathan Grimes (WM), 2008

All-Purpose Yardage - Career

Yards	Name	School	Years
9,512	Brian Westbrook	Villanova	1997-2001
8,367	Jerry Azumah	New Hampshire	1995-98
7,955	Jonathan Grimes	William & Mary	2008-11
7,759	Marcel Shipp	Massachusetts	1997-2000
6,410	Stephan Lewis	New Hampshire	1999-02
6,248	Barry Bourassa	New Hampshire	1989-92
6,098	Steve Baylark	Massachusetts	2003-06
6,096	Eddie Conti	Delaware	1994-98
5,620	Omar Cuff	Delaware	2004-07
5,436	Earnest Edwards	Maine	2016-19

Total Offense - Career

Yards	Name	School	Years
14,621	Ricky Santos	New Hampshire	2004-07
11,415	Sean Schaefer	Towson	2005-08
10,948	Dave Corley, Jr.	William & Mary	1999-2002
10,933	John Robertson	Villanova	2011-15
10,871	Liam Coen	Massachusetts	2005-08
10,651	Kyle Lauletta	Richmond	2013-17
10,375	Eric Ward	Richmond	2006-09
9,993	Chris Boden	Villanova	1996-99
9,317	Brett Gordon	Villanova	1999-2003
9,269	Matt DeGennaro	Connecticut	1987-90

Annual Interception Leaders

Year	Name	Team	Int
1980	Darrell Wilson	Connecticut	8
1981	Dwayne Lopes	Maine	6
1982	Matt Latham	Connecticut	6
	John McGrath	Maine	6
	Grady Fuller	Maine	6
1983	Tony Hill	Rhode Island	9
1984	Tony Hill	Rhode Island	5
	Tim Teevens	New Hampshire	5
1985	Mike Cassidy	Rhode Island	11
1986	Eric Thompson	New Hampshire	10
1987	Tim Byrne	New Hampshire	5
	Ken Lucas	Delaware	5
	Mark Seals	Boston University	5
1988	Kevin Smith	Rhode Island	9
1989	Ryan Jones	New Hampshire	7
1990	Claude Pettaway	Maine	11
1991	Warren McIntire	Delaware	9
1992	Mark Chapman	Connecticut	8
1993	Chris Helon	Boston University	12
1994	Mark Hopkins	Northeastern	7
	Darren Sharper	William & Mary	7
1995	Darren Sharper	William & Mary	7
1996	Darren Sharper	William & Mary	10
1997	Tony Booth	James Madison	8
	Derek Carter	Maine	8
1998	Ron Iannotti	Rhode Island	7
1999	Dan Mulhern	Delaware	7
	Lance Small	Rhode Island	7
2000	T. J. Hill	Northeastern	8
2001	Art Smith	Northeastern	7
	Chuck Wesley	Rhode Island	7
2002	Billy Parker	William & Mary	5
	Ramon Richeson	Richmond	5
2003	Steve Costello	Massachusetts	6
2004	Shannon James	Massachusetts	8
2005	Etienne Boulay	New Hampshire	5
	Daren Stone	Maine	5
2006	Raji El-Amin	Rhode Island	4
	Andrew Harris	Richmond	4
	Drew Mack	Towson	4
	Raquan Pride	Rhode Island	4
2007	Stanley Gutierrez	Hofstra	4
2008	Justin Rogers	Richmond	7
2009	B.W. Webb	William & Mary	8
2010	Anthony Walters	Delaware	7
2011	Trevor Coston	Maine	6
	Chris Houston	New Hampshire	6
2012	Darryl Hamilton	Richmond	5
	Doug Howell	Richmond	5
2013	Wayne Pettus	Richmond	5
2014	Jason Ceneus	Villanova	5
2015	David Jones	Richmond	9
2016	Rob Rolle	Villanova	7
2017	Jordan Brown	James Madison	9
2018	Christian Benford	Villanova	5
	Christy Moreland	James Madison	5
2019	Greg Liggs, Jr.	Elon	8
2020	Nijuel Hill	Delaware	3
	Wesley McCormick	James Madison	3
	Coby Tippet	Rhode Island	3
2021	Christian Benford	Villanova	7

Active players in italics





All-Time All-Purpose/Special Teams Records

ALL-PURPOSE YARDS RECORDS

Total Offense - Season
5,546.....Taylor Heinicke (ODU), 2012 (13 Games)

Total Offense - Game
791.....Taylor Heinicke (ODU) vs. UNH, 9/22/12

Most Plays - Game
90.....Taylor Heinicke (ODU) vs. UNH, 9/22/12

Most Plays - Season
705.....Taylor Heinicke (ODU), 2012 (12 Games)

Most Plays - Career
2,140.....Ricky Santos (UNH), 2004-07

TEAM RECORDS

Most Plays - Game
113.....Villanova vs. Connecticut, 10/7/89

Most Plays - Season
1,195.....Massachusetts, 1998 (15 Games)

Most Total Yards - Game
824.....Old Dominion vs. New Hampshire, 9/22/12

Most Total Yards - Season
7,612.....James Madison, 2016 (15 Games)

Highest Average Total Offense - Season
548.2.....Old Dominion, 2012 (13 Games)

Most First Downs - Game
40.....James Madison vs. UAlbany, 9/19/15

Most First Downs - Season
397.....James Madison, 2019 (16 games)

PUNTING RECORDS

Most Punts - Game
13.....Three times
.....Last by Rocco Navarro (UM) vs. Nebraska, 9/3/05

Most Punts - Season
87.....Steve Wood (UM), 1978

Most Punts - Career
288.....Andrew Maclay (UMass), 1995-98

Most Punting Yards - Game
526.....Christian Koegel (UMass) vs. Boston Coll, 10/2/04

Most Punting Yards - Season
3,316.....Luke Allen (SBU), 2014

Most Punting Yards - Career
11,278.....Andrew Maclay (UMass), 1995-98

Highest Punting Average - Season
46.1.....Jonathan Plisco (ODU), 2011

Longest Punt - Game
93.....Tyler Grogan (NU) vs. Villanova, 9/8/01

TEAM PUNTING RECORDS

Most Punts - Game
13..Three times, Last by Maine vs. Nebraska, 9/3/05

Most Punts - Season
88.....Rhode Island, 2013

Most Yards Punting - Game
518.....Maine vs. Nebraska, 9/29/01

Most Yards Punting - Season
3,316.....Stony Brook, 2014

Highest Punting Average - Season
44.4.....Towson, 2016
44.4.....Boston University, 1997

PUNT RETURN RECORDS

Most Punt Returns - Game
9.....Paul Keaney (UM) vs. Youngstown St., 9/8/01

Most Punt Returns - Season
48.....Stan Harrison (UNH), 1986

Most Punt Returns - Career
108.....Winston October (UR), 1995-98

Most Punt Return Yards - Game
183.....D'Angelo Amos (JMU) vs. Villanova, 10/13/18

Most Punt Return Yards - Season
549.....D'Angelo Amos (JMU), 2018 (13 Games)

Most Punt Return Yards - Career
1,488.....Delvin Joyce (JMU), 1997-00

Most Punt Return Touchdowns - Game
2.....D'Angelo Amos (JMU) vs. Villanova, 10/13/18
2.....Matt Latham (UC) vs. Yale, 9/24/83

Most Punt Return Touchdowns - Season
4.....Rashard Davis (JMU), 2016

Longest Punt Return - Game
93.....Ron Harris (UMass) vs. UNH, 11/16/74

Most Punt Return Touchdowns - Career
4.....D'Angelo Amos (JMU), 2017-19
4.....Rashard Davis (JMU), 2013-16

TEAM PUNT RETURN RECORDS

Most Punt Returns - Game
11.....Many
.....Last By Connecticut vs. Maine, 10/16/71

Most Punt Returns - Season
63.....William & Mary, 1996 (13 Games)

Most Punt Return Yards - Game
188.....James Madison vs. Villanova, 10/13/18

Most Punt Return Yards - Season
625.....William & Mary, 1996 (13 Games)

Most Punt Return Touchdowns - Game
2.....James Madison vs. Villanova, 10/13/18
2.....James Madison vs. Central Conn. St., 9/10/16
2.....Connecticut vs. Yale, 9/24/83

Most Punt Return Touchdowns - Season
5.....James Madison, 2016 (15 Games)

KICKOFF RETURN RECORDS

Most Kick Return Yards - Game
269....Brian Westbrook (VU) vs. Delaware, 11/18/00

Most Kick Return Yards - Season
1,048.....Brian Westbrook (VU), 2000 (11 games)

Most Kick Return Yards - Career
2,737.....Brandon Johnson-Farrell (URI), 2008-12

Most Kick Returns - Game
10.....Jeremiah Hamlin (UR) vs. JMU, 11/15/14

Most Kick Returns - Season
42..Brandon Johnson-Farrell (URI), 2008 (12 Games)

Most Kick Returns - Career
123.....Brandon Johnson-Farrell (URI), 2008-12

Most Kick Return Touchdowns - Game
2...Aaron Dykes (Richmond) vs. Delaware, 10/26/19
2.....Earnest Edwards (Maine) vs. Colgate, 9/21/19
2.....Earnest Edwards (Maine) vs. Elon, 11/17/18

Longest Kick Return - Game
100.....Several times
.....Last by Aaron Dykes (UR) vs. Delaware, 10/26/19

TEAM KICK RETURN RECORDS

Most Kickoff Returns - Game
10.....Eight times
.....Last by New Hampshire vs. JMU, 11/9/2019

Most Kick Returns - Season
71.....Massachusetts, 1998 (15 Games)

Most Kick Return Yards - Season
1,465.....New Hampshire, 2011 (12 Games)

Active players in italics

