



# 2021 CAA Football

6 National Champions  
28 National Semifinalists  
30 National Award Winners

Week 6 Notes | CAAFootball.com | @CAAFootball | #CAAFB | YouTube.com/caafootball

Rob Washburn | CAA Associate Commissioner  
804.525.1219 (o) | 804.229.4796 (c) | rwashburn@caasports.com

TEAMS	-----CONFERENCE-----				-----OVERALL-----				Home	Away	Neutral	Streak
	W-L	Pct.	PF	PA	W-L	Pct.	PF	PA				
James Madison	2-0	1.000	78	28	4-0	1.000	183	62	2-0	2-0	0-0	W4
Rhode Island	2-0	1.000	43	34	4-0	1.000	133	79	2-0	2-0	0-0	W4
Delaware	2-0	1.000	54	39	3-1	.750	94	94	2-0	1-1	0-0	W1
Villanova	1-0	1.000	34	27	3-1	.750	153	71	2-0	1-1	0-0	L1
William & Mary	1-0	1.000	34	31	3-1	.750	85	84	1-0	2-1	0-0	W3
New Hampshire	2-1	.667	74	58	3-2	.600	100	148	1-1	2-1	0-0	L2
Elon	1-1	.500	51	41	2-3	.400	107	132	0-2	2-1	0-0	W1
Towson	0-1	.000	14	26	1-3	.250	73	109	0-1	1-2	0-0	L3
Richmond	0-2	.000	34	54	2-3	.400	113	92	2-1	0-2	0-0	L3
Maine	0-2	.000	31	89	1-3	.250	76	156	1-1	0-2	0-0	L1
Stony Brook	0-2	.000	41	54	1-4	.200	86	136	0-2	1-2	0-0	L3
UAlbany	0-2	.000	29	36	0-4	.000	59	126	0-1	0-3	0-0	L4

## CAA FOOTBALL WEEK 5 AWARDS



### Offensive Player of the Week Kasim Hill | WR | Rhode Island

Hill accounted for 292 yards of offense and 2 TD's as Rhode Island edged Stony Brook, 27-20, in OT. The junior was 21-of-37 passing for 226 yards, including a game-winning 27-yard TD pass to Caleb Warren in overtime. He also rushed for 66 yards, highlighted by an 8-yard scoring run that gave URI a 20-13 lead in the fourth quarter.



### Co-Defensive Player of the Week Cole Coleman | DB | Elon

Coleman contributed eight tackles, 1.0 TFL and a pass breakup in Elon's 20-7 victory at No. 22 Richmond. The Phoenix held the Spiders scoreless over the final 50 minutes of the contest and stopped UR on three second-half possessions that ended inside the 5-yard line. Coleman had seven of his eight tackles on those three drives.




### Co-Defensive Player of the Week Diamonte Tucker-Dorsey | LB | James Madison

Tucker-Dorsey intercepted a pass with 1:45 remaining to seal JMU's 23-21 victory at New Hampshire. The junior linebacker's first career pickoff came after UNH had driven into JMU territory. Tucker-Dorsey also had five tackles and 0.5 TFL as the Dukes limited the Wildcats to 162 total yards and just seven offensive points.



### Special Teams Player of the Week Ryan Coe | PK | Delaware

Coe kicked two field goals for the 4th straight game in Delaware's 20-15 triumph over UAlbany. The junior connected on kicks of 44 and 21 yards against the Great Danes and is 8-for-8 on field goals and 10-for-10 on extra points this season. Coe also forced touchbacks on 4 of his 5 kickoffs.



### Rookie of the Week Noah Palm | DB | New Hampshire

Palm recorded 8 tackles, 1.0 TFL and returned a fumble 93 yards for a TD in UNH's 23-21 loss to JMU. With UNH trailing 10-0 in the 2nd quarter, Palm picked up a fumble and went nearly the length of the field to pull his team within three. he has 23 stops over the past 2 games.

## WEEK 6 SCHEDULE

Rankings: STATS/AFCA Coaches

### Saturday, October 9

12 p.m.	-/rv Elon (2-3, 1-1 CAA) at Maine (1-3, 0-2 CAA)	Alfond Stadium (10,000) Orono, Maine
1 p.m.	9/10 Delaware (3-1, 2-0 CAA) at 18/20 Rhode Island (4-0, 2-0 CAA)	Meade Stadium (6,555) Kingston, R.I.
2 p.m.	11/9 Villanova (3-1, 1-0 CAA) at 3/2 James Madison (4-0, 2-0 CAA)	Bridgeforth Stadium (24,877) Harrisonburg, Va.
3:30 p.m.	UAlbany (0-4, 0-2 CAA) at rv/rv William & Mary (3-1, 1-0 CAA)	Zable Stadium (11,646) Williamsburg, Va.
4 p.m.	Stony Brook (1-4, 0-2 CAA) at Towson (1-3, 0-1 CAA)	Unitas Stadium (11,198) Towson, Md.

## Communications Directory

**CAA Football**

caafotball.com | @CAAFootball  
 Contact: Rob Washburn, Associate Commissioner  
 rwashburn@caasports.com | (O) 804.525.1219 | (C) 804.229.4796

U**ALBANY****UAlbany**

ualbanysports.com | @UAlbanyFootball  
 Contact: Taylor O'Connor, Assistant Director  
 toconnor3@albany.edu | (O) | (C) 518-928-6422 | (Pressbox) 518.442.5895

**Delaware**

bluehens.com | @DelawareFB  
 Contact: Brendan Thomas, Director  
 brendant@udel.edu | (O) TBA | (C) 207-400-2840 | (Pressbox) 302.831.6199

**Elon**

elonphoenix.com | @ElonFB  
 Contact: Jason Knavel, Associate AD  
 jknavel@elon.edu | (O) 336.278.6761 | (C) 814.464.5009 | (Pressbox) 336.278.6777

**James Madison**

jmusports.com | @JMUFootball  
 Contact: Chris Brooks, Associate Director  
 brookscp@jmu.edu | (O) 540.568.3702 | (C) 540.282.0291 | (Pressbox) 540.568.6521

**Maine**

goblackbears.com | @BlackBearsFB  
 Contact: Tyson McHatten, Senior Associate AD  
 tyson.mchatten@maine.edu | (O) 207.581.3596 | (C) 207.992.7746 | (Pressbox) 207.581.1049

**New Hampshire**

unhwildcats.com | @UNHWildcats  
 Contact: Pete Souris, Assistant Director  
 peter.souris@unh.edu | (O) 603.862.3838 | (C) 603.512.1166 | (Pressbox) 603.862.2645

**Rhode Island**

gorhody.com | @RhodyFootball  
 Contact: Shane Donaldson, Assistant AD  
 shane\_donaldson@uri.edu | (O) 401.874.2409 | (C) 508.509.7299 | (Pressbox) 401.481.6648

**Richmond**

richmondspiders.com | @SpiderFootball  
 Contact: Matt McCollester, Assistant AD  
 mmccollester@richmond.edu | (O) 804.287.6313 | 336.676.3407 | (Pressbox) 804.289.1780

**Stony Brook**

stonybrookathletics.com | @StonyBrookFB  
 Contact: Rob DeVita, Associate AD  
 robert.devita@stonybrook.edu | (O) 631.632.4952 | (C) 646.201.0953 | (Pressbox) 631.632.4037

**Towson**

towsontigers.com | @Towson\_FB  
 Contact: Dave Vatz, Director of Media Relations  
 dvatz@towson.edu | (O) 410.704.3102 | (C) 518.391.5165 | (Pressbox) 410.704.3102

**Villanova**

villanova.com | @NovaFootball  
 Contact: Dean Kenefick, Associate AD  
 dean.kenefick@villanova.edu | (O) 610.519.6514 | (C) 610.308.4395 | (Pressbox) 610.519.5290

**William & Mary**

tribeathletics.com | @WMTribeFootball  
 Contact: Pete Clawson, Associate AD  
 pmclaw@wm.edu | (O) 757.221.3369 | (C) 757.869.9323 | (Pressbox) 757.221.3414

**CAAFootball.com**

CAAFootball.com is the primary destination for league coverage, featuring scores, standings, stats, news updates and more. The website is also a destination for the latest video content.



**“This Week in CAA Football”**

Recap all of the prior week’s CAA Football action and look ahead to the following weekend by watching “This Week in CAA Football”, the league’s official weekly show. New shows will be posted on Thursdays each week of the season on CAAFootball.com and youtube.com/CAAFootball.

**CAA Football “Going Deep”**

CAA Football’s award-winning “Going Deep” series brings documentary-style feature videos on inspiring stories from around the league. New features will be posted throughout the season on CAAFootball.com and youtube.com/CAAFootball.

**FCS ALL IN**

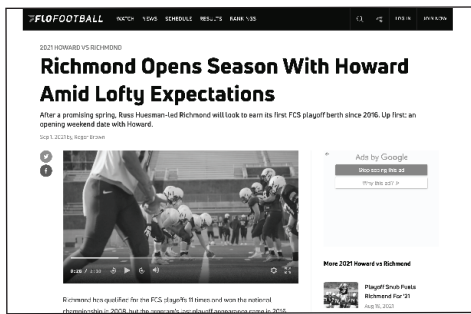
FCA ALL IN is a new weekly show providing news, highlights and features from all 15 FCS conferences. The show airs each Saturday morning at 10 a.m. EST on YouTube (youtube.com/c/fcsallin).

**CAA Football Pressbox**

Located on CAAFootball.com, the CAA Football Pressbox is the official source for all CAA Football information for members of the media. Check the CAA Football Pressbox each week for updated team-by-team weekly releases, two-deep charts, league and team stats, as well as other media-related materials. The information will be archived and remain available on the CAA Football Pressbox throughout the season.

**FloFootball.com**

FloFootball.com is the official digital network of CAA Football. Watch live games and access full game replays throughout the regular season on any internet-connected desktop, mobile or tablet device. Log on to flosports.tv/caa for more information.



**CAA Football Weekly Coaches’ Media Teleconference**

CAA Football coaches will hold a weekly media Zoom conference beginning Monday, August 30, 2021. The Zoom conference will continue each Monday throughout the 2021 regular season and postseason. The scheduled calls will come to an end when the final CAA Football team completes its season in the NCAA Division I Football Championship.

The teleconference will open with the release of the CAA Football weekly awards. CAA Football coaches will be available to answer questions beginning at 10:10 a.m. (ET). The weekly lineup is listed below.

Media representatives wishing to participate in the teleconference should contact Rob Washburn at the CAA Football office (rwashburn@caasports.com) for the Zoom link and password. Any media members or fans tweeting observations from the teleconference are encouraged to use the official CAA Football hashtag #CAAFB. Audio files from each of the weekly press conferences will be archived on the CAA Football Pressbox by Monday afternoon.

**CAA Football Social Media**

Join the CAA Football conversation on social media with these sport-specific accounts by using #CAAFB



facebook.com/CAAFootball



@CAAFootball | #CAAFB



CAAFootball | #CAAFB



youtube.com/CAAFootball

- 10:00 a.m. \_\_\_\_\_ CAA Football Update
- 10:10 a.m. \_\_\_\_\_ Nick Charlton (Maine)
- 10:20 a.m. \_\_\_\_\_ Sean McDonnell (UNH)
- 10:30 a.m. \_\_\_\_\_ Curt Cignetti (James Madison)
- 10:40 a.m. \_\_\_\_\_ Greg Gattuso (UAlbany)
- 10:50 a.m. \_\_\_\_\_ Jim Fleming (Rhode Island)
- 11:00 a.m. \_\_\_\_\_ Mark Ferrante (Villanova)

- 11:10 a.m. \_\_\_\_\_ Danny Rocco (Delaware)
- 11:20 a.m. \_\_\_\_\_ Tony Trisciani (Elon)
- 11:30 a.m. \_\_\_\_\_ Chuck Priore (Stony Brook)
- 11:40 a.m. \_\_\_\_\_ Russ Huesman (Richmond)
- 11:50 a.m. \_\_\_\_\_ Mike London (W&M)
- 12:00 p.m. \_\_\_\_\_ Rob Ambrose (Towson)

**Weekly Awards**

CAA Football names Offensive, Defensive, Rookie and Special Teams Players of the Week every Monday morning during the regular season. Winners are chosen from nominations provided by CAA Football media relations personnel and are announced at the beginning of the weekly teleconference. The weekly honors release can be accessed at CAAFootball.com.

**Annual Awards**

All-CAA Football First, Second and Third Teams, Players of the Year on offense, defense and special teams, Rookies of the Year on offense and defense, and Coach of the Year are selected by a vote of the league’s 12 head coaches at the end of the regular season. The awards will be announced by the CAA Football office on Tuesday, November 23.



**CAA TEAMS IN FCS TOTAL OFFENSE**

5. James Madison	495.5 ypg
35. Rhode Island	411.2 ypg
36. Villanova	411.0 ypg

**CAA TEAMS IN FCS RUSHING OFFENSE**

19. James Madison	202.8 ypg
29. Stony Brook	179.8 ypg
33. Villanova	174.0 ypg
35. William & Mary	172.8 ypg

**CAA TEAMS IN FCS PASSING OFFENSE**

14. James Madison	292.8 ypg
19. Elon	277.4 ypg
37. Rhode Island	242.5 ypg

**CAA TEAMS IN FCS SCORING OFFENSE**

5. James Madison	45.8 ppg
11. Villanova	38.2 ppg
27. Rhode Island	33.2 ppg

**CAA TEAMS IN FCS TOTAL DEFENSE**

2. James Madison	216.0 ypg
9. Villanova	265.8 ypg
32. Richmond	334.8 ypg

**CAA TEAMS IN FCS RUSHING DEFENSE**

2. James Madison	31.8 ypg
3. Villanova	42.0 ypg
26. Delaware	105.8 ypg
29. William & Mary	112.0 ypg
32. Richmond	123.6 ypg
40. Stony Brook	130.6 ypg

**CAA TEAMS IN FCS PASSING DEFENSE**

19. Towson	168.5 ypg
26. UAlbany	181.5 ypg
28. James Madison	184.2 ypg

**CAA TEAMS IN FCS SCORING DEFENSE**

13. James Madison	15.5 ppg
18. Villanova	17.8 ppg
19. Richmond	18.4 ppg
24. Rhode Island	19.8 ppg
30. William & Mary	21.0 ppg
40. Delaware	23.5 ppg

**CAA TEAMS IN FCS TURNOVER MARGIN**

4. Villanova	+2.0 pg
12. Elon	+1.4 pg
14. James Madison	+1.25 pg
19. Delaware	+1.0 pg
19. Rhode Island	+1.0 pg
25. New Hampshire	+0.8 pg

**CAA TEAMS IN FCS KICKOFF RETURNS**

6. Richmond	29.7 avg.
15. Towson	26.0 avg.
16. James Madison	25.8 avg.

**CONFERENCE NOTES:**

**TWO TOP 25 MATCHUPS ON SATURDAY SCHEDULE:** A pair of Top 25 matchups highlight the five-game CAA Football schedule on Saturday. #3/2 James Madison hosts #11/9 Villanova and #18/20 Rhode Island entertains #9/10 Delaware. All four squads are unbeaten in league play. Also on the slate, Elon visits Maine, William & Mary welcomes UAlbany and Stony Brook travels to Towson.

**CLOSE GAMES IN CAA PLAY CONTINUE:** Three of the four CAA games last Saturday were decided by seven points or less, including one in overtime. For the season, seven of 11 conference games have had margins of seven points or less.

**AT HOME ON THE ROAD:** Road teams have fared well in CAA play thus far, posting a 6-5 record.

**SIGNIFICANT STREAKS:** JMU is currently on a 15-game winning streak vs. CAA opponents dating back to 2018, which is five shy of the record of 20 set by the Dukes from 2015-18. Rhode Island is off to a 4-0 start for the first time since 2001. William & Mary is 3-1 for the first time since 2014. Delaware has won six straight CAA games dating back to 2019.

**CAA PERFORMS WELL IN NON-CONFERENCE ACTION:** CAA Football teams are 16-4 vs. FCS non-conference competition. The 16 wins against FCS foes trails only the MVFC (18-2).

**FIVE TEAMS RANKED IN FCS TOP 25 POLLS:** Five CAA Football teams are ranked in this week's Stats Perform FCS Top 25 poll and four are ranked in the AFCA Coaches Top 25. James Madison is #2 in the AFCA poll and #3 in the Stats rankings while Delaware is ranked #9 by Stats and #10 by the AFCA. Villanova is #9 in the AFCA poll and #11 in the Stats poll, Rhode Island moved up to #18 in the Stats poll and #20 in the AFCA poll. New Hampshire is #22 in the Stats poll and received votes in the AFCA poll. William & Mary received votes in both polls, while Elon and Richmond also got votes in the AFCA rankings.

**NATIONAL PLAYER OF THE WEEK HONORS:** William & Mary's Darius Wilson was named the National FCS Freshman Player of the Week by Stats Perform on Sept. 27. Wilson joined UNH's Pop Bush (FCS Defensive Player of the Week - Sept. 6), JMU's Ethan Ratke (FCS Special Teams Player of the Week - Sept. 13) and Maine's Rich Carr (FCS Special Teams Player of the Week - Sept. 20) as national award winners from Stats Perform this season.

**RATKE SETS FCS CAREER POINTS AND FIELD GOALS RECORDS:** JMU's Ethan Ratke has broken the FCS records for career points by a kicker (435) and career field goals (79) this season. Montana's Dan Carpenter previously held both marks (413 points and 75 FG's). Ratke set the CAA record for FG's in a season with 27 in 2019, and broke the league's career mark of 64 set by Towson's Aidan O'Neill last spring. Ratke, who was 14-for-14 on field goals last spring and is 7-for-7 in 2021, has hit a field goal in 25 straight games.

**DOMINATING DEFENSES:** Five CAA teams are ranked among the top 30 in FCS in scoring defense, five are among the top 32 in rush defense and three are among the top 32 in total defense.

**THREE FROM CAA NAMED CAMPBELL TROPHY SEMIFINALISTS:** Elon quarterback **Davis Cheek**, Towson offensive lineman **Aaron Grzymkowski** and William & Mary offensive lineman **Ryan Ripley** were named semifinalists for the William Campbell Trophy, which is presented to the top football scholar-athlete in the nation. They were three of just 36 FCS players honored as semifinalists.

**UNH'S MCDONNELL REACHES 100 LEAGUE WINS:** New Hampshire coach **Sean McDonnell** won his 100th regular-season conference game on Sept. 11 as the Wildcats topped Towson, 26-14. He joins Villanova's Andy Talley (142) and W&M's Jimmye Laycock (112) as the only coaches to reach the century mark in CAA play. McDonnell guided UNH to 14 consecutive FCS playoff appearances from 2004-17.

**IMPRESSIVE HISTORY IN NON-CONFERENCE PLAY:** CAA Football teams were 30-9 (.769) against non-conference FCS foes in 2019, which was the best of any conference. The league



**CAA PLAYERS IN FCS RUSHING YPG**

19. Dejour Lee, UD	89.0 ypg
25. Ty Son Lawton, SBU	85.0 ypg
31. Justice Antrum, URI	82.8 ypg
33. Justin Covington, VU	80.5 ypg

**CAA PLAYERS IN FCS PASSING YPG**

14. Cole Johnson, JMU	279.0 ypg
15. Davis Cheek, EU	277.4 ypg
27. Kasim Hill, URI	235.5 ypg

**CAA PLAYERS IN FCS PASSING EFFICIENCY**

2. Cole Johnson, JMU	180.0
9. Dan Smith, VU	154.7
14. Kasim Hill, URI	153.3
25. Joe Mancuso, UR	144.7
31. Nolan Henderson, UD	143.1

**CAA PLAYERS IN FCS RECEIVING YPG**

20. Antwane Wells, Jr., JMU	87.5 ypg
29. Jackson Parham, EU	82.8 ypg
34. Kris Thornton, JMU	80.5 ypg

**CAA PLAYERS IN FCS RECEPTIONS PG**

7. Kris Thornton, JMU	7.5 rpg
19. Antwane Wells, Jr., JMU	6.5 rpg
28. Jackson Parham, EU	5.8 rpg

**CAA PLAYERS IN FCS ALL-PURPOSE YARDS**

8. Dylan Laube, UNH	139.0 ypg
20. Dejour Lee, UD	129.8 ypg
24. Devin Young, UM	122.5 ypg

**CAA PLAYERS IN FCS TOTAL OFFENSE**

14. Davis Cheek, EU	294.4 ypg
15. Cole Johnson, JMU	291.8 ypg
19. Kasim Hill, URI	282.5 ypg

**CAA PLAYERS IN FCS INTERCEPTIONS**

1. Christian Benford, VU	1.0 pg
5. Gage Herdman, W&M	0.8 pg
5. Jordan Jones, URI	0.8 pg

**CAA PLAYERS IN FCS TACKLES FOR LOSS**

22. Westley Neal, Jr., URI	1.5 pg
22. Bryce Carter, JMU	1.5 pg
22. Will Kiely, W&M	1.5 pg

**CAA PLAYERS IN FCS SACKS**

8. Nate Lynn, W&M	1.17 pg
14. Will Kiely, W&M	1.0 pg
24. Gunner Gibson, UNH	0.90 pg

**CAA PLAYERS IN FCS KICKOFF RETURNS**

19. D'Ago Hunter, TU	27.0 avg
25. Jaylen Smith, URI	24.6 avg

**CAA PLAYERS IN FCS PUNT RETURNS**

19. D'Ago Hunter, TU	9.4 avg
20. Coby Tippett, URI	9.2 avg

compiled a 22-9 (.710) record against non-conference FCS competition in 2018 and went 26-6 (.813) in non-conference games against FCS opponents in 2017.

**EIGHT PLAYERS ON WATCH LISTS FOR LEGACY AWARDS:** CAA Football had eight players placed on Watch Lists for the Stats Perform Legacy Awards. JMU running back Percy Agyei-Obese, Delaware running back Dejour Lee, UAlbany running back Karl Mofor and Villanova quarterback Dan Smith are on the watch list for the Payton Award, given to the best offensive player in FCS. JMU defensive tackle Mike Greene, Villanova linebacker Forrest Rhyne, Richmond defensive tackle Kobie Turner and Richmond linebacker Tristan Wheeler are on the watch list for the Buchanan Award, given to the top defensive player in FCS.

**PRESEASON ALL-AMERICA ACCOLADES:** CAA Football had 15 players from seven schools earn preseason All-America accolades from Stats Perform. James Madison (Percy Agyei-Obese, Kyle Davis, Liam Fornadel, Mike Greene and Ethan Ratke) led the way with five selections. Delaware (Dejour Lee, David Kroll and Kedrick Whitehead) had three players recognized, while Richmond (Kobie Turner and Tristan Wheeler) and Villanova (Malik Fisher and Forrest Rhyne) each had two. They were joined by UAlbany's Karl Mofor, New Hampshire's Evan Horn and Stony Brook's Kyle Nunez. Eleven players also received All-America honors from HERO Sports and eight from Phil Steele.

**SUCCESS AGAINST THE FBS:** CAA Football has posted 38 wins over FBS foes in its history and has won at least one game against an FBS team in 11 of the past 13 years. Since 2013, seven different teams (UAlbany, JMU, Maine, New Hampshire, Richmond, Towson and Villanova) have recorded a FBS victory and the league posted multiple wins over FBS opponents in 2016, 2017 and 2018.

**JMU FAVORED TO CAPTURE CAA TITLE:** James Madison, which is coming off a 7-1 spring season that included its fourth trip to the semifinals of the FCS playoffs in the past five years, was picked to capture the CAA title in 2021 by the league's head coaches and media relations directors. The Dukes got 15 first-place votes and 231 total points to finish ahead of second-place Delaware, which received seven first-place tallies and 222 points. Villanova was picked third, followed by Richmond, New Hampshire, Rhode Island, Towson, UAlbany, Maine, Stony Brook, William & Mary and Elon.

**JMU'S AGYEI-OBESE, GREENE HEADLINE PRESEASON ALL-CAA TEAM:** JMU running back Percy Agyei-Obese was chosen as the CAA Preseason Offensive Player of the Year, while Dukes' defensive tackle Mike Greene was selected as the Preseason Defensive Player of the Year by the league's head coaches and media relations directors. Delaware all schools with eight players on the preseason all-conference squad, while JMU had seven. A complete list of honorees and all-conference award winners is included in the release.

**DEEPEST CONFERENCE IN FCS:** No conference has proven to be as strong from top to bottom as CAA Football in recent years. Eleven of the league's 12 teams have participated in the FCS playoffs since 2015.

**MULTIPLE TEAMS IN THE FCS PLAYOFFS:** CAA Football has had multiple teams in the playoffs for 30 straight years, and has had at least three teams in the playoff field in 14 of the past 15 years. Ten times in league history at least four teams were chosen. Five teams were picked in 2007, 2008 and 2011 and the CAA set a record with six teams selected in 2018.

**CAA CONTINUES SEMIFINAL STREAK:** CAA Football has had a team advance to the semifinals of the FCS playoffs in each of the past eight years - Towson (2013), New Hampshire (2014), Richmond (2015), JMU (2016, 2017, 2019, 2020), Maine (2018) and Delaware (2020) - and 28 semifinalists overall. CAA teams are 12-16 all-time in semifinal contests.

**CAA KNOWS THE WAY TO FRISCO:** CAA Football has had a team in the FCS championship game 11 times since 2003. Four different schools have combined to win five national titles during that stretch - Delaware (2003), JMU (2004, 2016), Richmond (2008) and Villanova (2009). Former member UMass also claimed a national title in 1998.



**UALBANY****0-4 Overall/0-2 CAAFB**

- Lost 20-15 at nationally ranked Delaware last Saturday.
- QB Jeff Undercuffler threw for 193 yards at UD, including a 75-yard TD pass to Tyler Oedekoven in the fourth quarter.
- Karl Mofor ran for 69 yards at UD and leads UAlbany with 178 yards for the season. He has run for over 3,000 yards in his career.
- Mofor and Undercuffler were both named to the CFPA National Performer of the Year Watch List for 2021.
- Jackson Ambush made a team-high 10 stops at UD and leads UAlbany with 35 tackles over the first four games.
- Jared Verse recorded eight tackles and 2.0 sacks at UD, while Anthony Lang added seven stops, 2.5 TFL's and a sack. The Great Danes had 8.0 TFL's vs. the Blue Hens.
- Dylan Burns was 3-for-3 on FG's at Delaware, including a pair of 45-yard kicks. He's made all four of his FG attempts this season.

**JAMES MADISON****4-0 Overall/2-0 CAAFB**

- Picked up a 23-21 victory at New Hampshire last week to extend their CAA winning streak to 15 games dating back to 2018.
- Cole Johnson threw for 273 yards and 3 TD's at UNH, which was his 3rd game with 270+ pass yards. He's 2nd in FCS in pass efficiency, 14th in pass yards and 15th in total off.
- Kris Thornton made a career-high 12 catches for 112 yards and 2 TD's at UNH. He leads the CAA in receptions (7.5 rpg) and ranks 3rd in receiving yards (80.5 ypg).
- JMU ranks 5th in FCS in scoring (45.8 ppg) and total offense (495.5 ypg).
- JMU ranks 2nd in FCS in rushing defense (31.8 ypg). The Dukes haven't allowed more than 83 yards on the ground in a game.
- Ethan Ratke owns the FCS career record for points by a kicker (435) and FG's in a career (79). He's made a FG in 25 straight games.
- JMU ranks 2nd in FCS in total defense (216.0 ypg) and 13th in scoring defense (15.5 ppg). The Dukes held UNH to 162 total yards.

**DELAWARE****3-1 Overall/2-0 CAAFB**

- Held off UAlbany, 20-15, last week for their sixth straight victory at home.
- Dejon Lee topped the century mark for the 2nd straight game, running for 112 yards and a TD on 19 carries vs. UAlbany. He leads the CAA in rushing (89.0 ypg).
- Wildcat QB Anthony Paoletti added 53 yards on 10 carries vs. UA, including a 3-yard TD run with 3:37 left that put UD up by 11.
- Gene Coleman II led UD with 5 catches for 50 yards vs. UA and tops the team with 15 receptions for 217 yards and a TD.
- Ryan Coe kicked a pair of field goals for the 4th straight game vs. UA. He's for 8-for-8 on FG's this season, including a career-high tying 53-yarder against Rutgers.
- The Blue Hens held UAlbany to 270 total yards and just 77 on the ground. UD is 26th in FCS in rush defense (105.8 ypg).
- Colby Reeder recorded six tackles and a sack vs. UA. He leads the Hens with 24 stops and 3.0 TFL's this season.

**MAINE****1-3 Overall/0-2 CAAFB**

- Off last week. Open a two-game homestand vs. Elon on Saturday.
- Maine rushed for a season-high 125 yards at Northern Illinois. Freddie Brock tallied a season-best 85 yards on the ground and is averaging 4.7 ypc over the past 2 games.
- Derek Robertson passed for a career-high 165 yards at NIU with no interceptions.
- Devin Young made 6 catches for 70 yards at NIU and added 97 yards in kick returns. He's 3rd in the CAA in all-purpose yards (122.5).
- Andre Miller is averaging over 14 yards per catch (14 rec., 197 yds.) through 4 games.
- DB Fofie Bazzie tallied 8 tackles at NIU and has made 31 stops in the past three games.
- Maine's defense forced two turnovers at NIU and has forced six in the last 2 games.
- The Black Bears were just the 3rd team in FCS history to record two defensive extra points in a game vs. Merrimack. Rich Carr blocked both extra point attempts.

**ELON****2-3 Overall/1-1 CAAFB**

- Won 20-7 at No. 22 Richmond last week. It was the 5th straight fall season that Elon has beaten a ranked opponent.
- Davis Cheek threw for 197 yards and a TD and ran for 33 at UR. He tops the CAA and is 14th in FCS in total offense (294.4 ypg). Cheek is 2nd in career passing yards (7,011) and 3rd in career TD passes (42) at EU.
- Jackson Parham made 3 catches for 57 yards at UR. He's 2nd in the CAA in receiving yards (446) and 3rd in receptions (29).
- Jaylan Thomas has recorded at least 100 all-purpose yards in each of the past two games. He leads EU in rushing (276 yds) and has 158 receiving yards.
- Devonte Chandler made a team-high 11 tackles at UR and leads Elon with 41 stops and 4.5 TFL's for the season.
- Elon's defense held UR scoreless over the final 50 minutes of the game and stopped the Spiders on three possessions inside the 5-yard line in the second half.

**NEW HAMPSHIRE****3-2 Overall/2-1 CAAFB**

- Dropped a narrow 23-21 decision to #3 James Madison last Saturday.
- Bret Edwards was 18-of-25 passing for 131 yards vs. JMU. He's completing 65% of his throws and has 9 TD's with only 2 int.
- Brian Espanet had an 8-yard TD catch in the 3rd quarter that gave UNH a 21-17 lead over JMU. He has 5 TD catches this season, which is tied for the CAA lead and ranks 6th in FCS.
- Dylan Laube leads the CAA and ranks 8th in FCS in all-purpose yardage (139.0 ypg).
- Randall Harris returned an interception 18 yards for a TD vs. JMU and also contributed seven tackles.
- Josiah Silver contributed 6 tackles, 2 sacks and a forced fumble against JMU.
- Noah Palm had a 93-yard fumble return for a TD against JMU. He also made 8 tackles and has 23 stops over the past two games.
- Head coach Sean McDonnell earned his 100th regular-season win in conference play vs. Towson, which ranks 3rd all-time.



**RHODE ISLAND****4-0 Overall/2-0 CAAFB**

- Defeated Stony Brook, 27-20 in OT, last week to improve to 4-0 for the first time since 2001.
- Kasim Hill passed for 226 yards and 1 TD and ran for 66 yards and a TD vs. SBU. He ranks 14th in FCS in passing efficiency and 19th in total offense.
- Justice Antrum ran for a career-high 104 yards and a TD vs. SBU. He ranks 3rd in the CAA and 31st in FCS in rushing (82.8 ypg).
- TE Caleb Warren caught a game-winning 27-yard TD pass in OT vs. SBU and has 8 catches for 166 yards in the past 2 games.
- URI ranks 27th in FCS in scoring offense (33.2 ppg) and 35th in total offense.
- C.J. Carrick has 234 career points, which is the most by a kicker in school history.
- Jordan Jones has intercepted a pass in 3 of URI's 4 games this season, including a 100-yard return for a TD vs. Brown.
- Westley Neal leads the CAA with 6.0 TFL's.

**RICHMOND****2-3 Overall/0-2 CAAFB**

- Suffered a 20-7 home setback to Elon last Saturday.
- QB Beau English passed for 193 yards and a TD and added 34 yards rushing vs. Elon in his first start of the season.
- Aaron Dykes made a career-high 5 catches for 73 yards and a TD vs. Elon and finished with 113 all-purpose yards. He ranks 2nd in the CAA in all-purpose yards (571).
- Savon Smith ran for 65 yards on only 9 carries vs. Elon and leads UR with 264 rushing yards while averaging 5.7 yards per carry.
- Tristan Wheeler recorded a team-high 12 tackles and 2.0 TFL's vs. Elon. He leads the Spiders with 45 stops for the season.
- Freshman Aamir Hall made six tackles and broke up a pass vs. Elon. He has a team-high 5 PBU's and an interception this season.
- Richmond ranks 19th in FCS in scoring defense (18.4 ppg) and 32nd in total defense (334.8 ypg).

**STONY BROOK****1-4 Overall/0-2 CAAFB**

- Fell 27-20 in overtime at nationally ranked Rhode Island last Saturday.
- Ty Son Lawton ran for a career-high 154 yards and a TD on 28 carries at URI. It was his second 100+-yard outing of the season and he leads the CAA with 425 rush yards.
- QB Tyquell Fields was held to 101 yards passing at URI, but ran for 2 TD's.
- Delante Hellams Jr. caught 4 passes for a season-high 66 yards at URI, including a 36-yard reception in the fourth quarter.
- SBU ranks 2nd in the CAA and 29th in FCS in rushing (179.8 ypg). They have rushed for at least 123 yards in all five games.
- Freshman Tyler King had a team-high 8 tackles, 0.5 TFL and a pass breakup at URI. He has 39 stops and 5.5 TFL for the year.
- Brandon Lopez contributed 3.5 TFL's and six total stops at URI.
- Mitchell Wright averaged 44.4 yards on 7 punts at URI and put three inside the 20.

**TOWSON****1-3 Overall/0-0 CAAFB**

- Off last week. Play just their 2nd home game on Saturday vs. Stony Brook.
- Chris Ferguson threw for 213 yards and a season-high 3 TD's at SDSU. It was his second game with 200+ passing yards.
- D'Ago Hunter leads the CAA in kickoff returns (27.0 avg) and punt returns (9.4 avg). He had a 73-yard KOR at SDSU.
- Caleb Smith made 9 receptions for 65 yards and a TD at SDSU. He tops the Tigers with 19 catches for 202 yards in 2021.
- Towson leads the CAA and ranks 19th in FCS in passing yards allowed (168.5 ypg). The Tigers have held 3 of their 4 opponents to less than 170 yards through the air.
- Safety SJ Brown recorded a career-high 16 tackles and an interception vs. NDSU. He leads Towson with 32 stops.
- Christian Dixon has filled the stat sheet with 25 tackles, 1.5 TFL's, 3 QB hurries and 2 forced fumbles.

**VILLANOVA****3-1 Overall/1-0 CAAFB**

- Off last week. Travels to #3 James Madison on Saturday in a Top 25 matchup.
- Dan Smith threw for 222 yards and 2 TD's at Penn State. He ranks 9th in FCS in pass efficiency (154.7) and is 2nd in the CAA with 10 TD passes.
- Rayjoun Pringle made 4 catches for 107 yards at PSU, including TD catches of 57 and 17 yards in the 4th quarter. He's tied for the CAA lead with 5 TD receptions.
- Justin Covington has run for a team-high 322 yards this season and is 91 yards shy of 2,000 for his career.
- Forrest Rhyne had a team-high 11 tackles, 2.5 TFL and 1.5 sacks at PSU. He leads VU with 24 stops this season.
- VU ranks 3rd in FCS in rush defense (42.0 ypg), 18th in scoring defense (17.8 ppg) and 9th in total defense (265.8 ypg).
- The Wildcats have forced 12 turnovers this season, including 9 interceptions, and lead the league in TO margin (+8). Christian Benford tops the CAA with 4 interceptions.

**WILLIAM & MARY****3-1 Overall/1-0 CAAFB**

- Off last week. Started 3-1 for the first time since 2014 and on a 3-game winning streak for the first time since 2015.
- QB Darius Wilson was 14-of-20 passing for a career-high 198 yards and 2 TD's and ran for a team-best 95 yards and a TD at Elon.
- TE Lachlan Pitts made 4 catches for 70 yards and 2 TD's at Elon. Pitts entered the game with one career reception.
- Cole Blackman had 3 catches for 78 yards at Elon, including a 29-yard TD reception. He leads W&M with 152 receiving yards.
- W&M's offense has increased its point total in each game and is averaging 28.3 ppg over the past three contests. The Tribe is averaging 251.5 yards rushing in the last 2 games.
- Trey Watkins and Gage Herdman each registered 10 tackles in the Elon win. Watkins has a team-high 24 stops for the season.
- W&M leads the CAA and ranks 12th nationally with 13 sacks. Ten of those sacks have come in the past three games.



## 2021 CAA Football Schedule & Results

### Thursday, September 2

- \*New Hampshire 27, Stony Brook 21
- \*Delaware 34, Maine 24

### Saturday, September 4

- Villanova 47, Lehigh 3
- Wofford 24, Elon 22
- Richmond 38, Howard 14
- North Dakota State 28, UAlbany 6
- Towson 31, Morgan State 0
- James Madison 68, Morehead State 10
- Rhode Island 45, Bryant 21
- Virginia 43, William & Mary 0

### Saturday, September 11

- \*James Madison 55, Maine 7
- \*New Hampshire 26, Towson 14
- \*Rhode Island 16, UAlbany 14
- Stony Brook 24, Colgate 3
- Richmond 31, Lehigh 3
- Delaware 27, Saint Francis (Pa.) 10
- Elon 24, Campbell 23
- Villanova 55, Bucknell 3
- William & Mary 24, Lafayette 3

### Saturday, September 18

- \*Villanova 34, Richmond 27
- Maine 31, Merrimack 26
- Syracuse 62, UAlbany 24
- New Hampshire 19, Lafayette 13
- Rhode Island 45, Brown 24
- William & Mary 27, Colgate 7
- Rutgers 45, Delaware 13
- Appalachian State 44, Elon 10
- North Dakota State 35, Towson 7
- Oregon 48, Stony Brook 7
- James Madison 37, Weber State 24

### Saturday, September 25

- \*William & Mary 34, Elon 31
- Pitt 77, New Hampshire 7
- Virginia Tech 21, Richmond 10
- Penn State 38, Villanova 17
- Northern Illinois 41, Maine 14
- Fordham 31, Stony Brook 14
- San Diego State 48, Towson 21

### Saturday, October 2

- \*Rhode Island 27, Stony Brook 20 (ot)
- \*Elon 20, Richmond 7
- \*Delaware 20, UAlbany 15
- \*James Madison 23, New Hampshire 21

### Saturday, October 9

- \*Elon at Maine – 12 p.m.
- \*Delaware at Rhode Island – 1 p.m.
- \*Villanova at James Madison – 2 p.m.
- \*UAlbany at William & Mary – 3:30 p.m.
- \*Stony Brook at Towson – 4 p.m.

### Saturday, October 16

- \*William & Mary at Maine – 12 p.m.
- \*James Madison at Richmond – 2 p.m.
- \*Delaware at Stony Brook – 3:30 p.m.
- \*Villanova at UAlbany – 3:30 p.m.
- \*Rhode Island at Towson – 4 p.m.
- Dartmouth at New Hampshire – 1 p.m.

### Saturday, October 23

- \*Maine at UAlbany – 1 p.m.
- \*New Hampshire at Elon – 1 p.m.
- \*James Madison at Delaware – 3 p.m.
- \*Rhode Island at Villanova – 3:30 p.m.
- \*Richmond at Stony Brook – 3:30 p.m.
- \*Towson at William & Mary – 3:30 p.m.

### Saturday, October 30

- \*Maine at Rhode Island – 1 p.m.
- \*Richmond at New Hampshire – 1 p.m.
- \*William & Mary at Villanova – 1 p.m.
- \*UAlbany at Towson – 2 p.m.
- \*Elon at James Madison – 2 p.m.
- Dixie State at Delaware – 1 p.m.

### Saturday, November 6

- \*Stony Brook at Maine – 12 p.m.
- \*William & Mary at Delaware – 1 p.m.
- \*New Hampshire at UAlbany – 1 p.m.
- \*Towson at Richmond – 2 p.m.
- \*Villanova at Elon – 2 p.m.
- Campbell at James Madison – 3:30 p.m.
- Rhode Island at UMass - 3:30 p.m.

### Saturday, November 13

- \*Stony Brook at Villanova – 1 p.m.
- \*New Hampshire at Rhode Island – 1 p.m.
- \*Delaware at Richmond – 2 p.m.
- \*Elon at Towson – 2 p.m.
- \*James Madison at William & Mary – 3:30 p.m.
- Maine at UMass - 12 p.m.
- Morgan State at UAlbany – 1 p.m.

### Saturday, November 20

- \*UAlbany at Stony Brook – 1 p.m.
- \*Villanova at Delaware – 1 p.m.
- \*Maine at New Hampshire – 1 p.m.
- \*Rhode Island at Elon – 2 p.m.
- \*Towson at James Madison – 2 p.m.
- \*Richmond at William & Mary – 3:30 p.m.

\*denotes CAA Football game

\* - CAA Football Game # - NCAA FCS playoffs



### CAA Football Team-by-Team Capsules

#### UALBANY GREAT DANES (0-4, 0-2 CAA)

Home Stadium: Tom & Mary Casey Stadium (8,500)

Home: 0-1    Away: 0-3    vs. STATS Top 25: 0-2    vs. AFCA Top 25: 0-2

Sept. 4	rv/-	at 4/3 North Dakota State	L, 6-28
Sept. 11		*rv/rv RHODE ISLAND	L, 14-16
Sept. 18		at Syracuse	L, 24-62
Oct. 2		*at 9/10 Delaware	L, 15-20
Oct. 9		*at rv/rv William & Mary	3:30 p.m.
Oct. 16		*VILLANOVA	3:30 p.m.
Oct. 23		*MAINE	1 p.m.
Oct. 30		*at Towson	2 p.m.
Nov. 6		*NEW HAMPSHIRE	1 p.m.
Nov. 13		MORGAN STATE	1 p.m.
Nov. 20		*at Stony Brook	1 p.m.

#### DELAWARE BLUE HENS (3-1, 2-0 CAA)

Home Stadium: Delaware Stadium (16,730)

Home: 2-0    Away: 1-1    vs. STATS Top 25: 0-0    vs. AFCA Top 25: 0-0

Sept. 2	5/5	*at Maine	W, 34-24
Sept. 11	6/6	SAINT FRANCIS (PA)	W, 27-10
Sept. 18	6/7	at Rutgers	L, 13-45
Oct. 2	9/10	*UALBANY	W, 20-15
Oct. 9	9/10	*at 18/20 Rhode Island	1 p.m.
Oct. 16		*at Stony Brook	3:30 p.m.
Oct. 23		*JAMES MADISON	3 p.m.
Oct. 30		DIXIE STATE	1 p.m.
Nov. 6		*WILLIAM & MARY	1 p.m.
Nov. 13		*at Richmond	2 p.m.
Nov. 20		*VILLANOVA	1 p.m.

#### ELON PHOENIX (2-3, 1-1 CAA)

Home Stadium: Rhodes Stadium (11,250)

Home: 0-2    Away: 2-1    vs. STATS Top 25: 1-0    vs. AFCA Top 25: 1-0

Sept. 4		WOFFORD	L, 22-24
Sept. 11		at Campbell	W, 24-23
Sept. 18		at Appalachian State	L, 10-44
Sept. 25		*WILLIAM & MARY	L, 34-37
Oct. 2		*at 22/21 Richmond	W, 20-7
Oct. 9	-/rv	*at Maine	12 p.m.
Oct. 23		*NEW HAMPSHIRE	1 p.m.
Oct. 30		*at James Madison	2 p.m.
Nov. 6		*VILLANOVA	2 p.m.
Nov. 13		*at Towson	2 p.m.
Nov. 20		*RHODE ISLAND	2 p.m.

#### JAMES MADISON DUKES (4-0, 2-0 CAA)

Home Stadium: Bridgeforth Stadium (24,877)

Home: 2-0    Away: 2-0    vs. STATS Top 25: 2-0    vs. AFCA Top 25: 1-0

Sept. 4	2/2	MOREHEAD STATE	W, 68-10
Sept. 11	3/2	*MAINE	W, 55-7
Sept. 18	3/2	at 9/8 Weber State	W, 37-24
Oct. 2	3/2	*at 25/rv New Hampshire	W, 23-21
Oct. 9	3/2	*11/9 VILLANOVA	2 p.m.
Oct. 16		*at Richmond	2 p.m.
Oct. 23		*at Delaware	3 p.m.
Oct. 30		*ELON	2 p.m.
Nov. 6		CAMPBELL	3:30 p.m.
Nov. 13		*at William & Mary	3:30 p.m.
Nov. 20		*TOWSON	2 p.m.

#### MAINE BLACK BEARS (1-3, 0-2 CAA)

Home Stadium: Alfond Stadium (10,000)

Home: 1-1    Away: 0-2    vs. STATS Top 25: 0-2    vs. AFCA Top 25: 0-2

Sept. 2		*5/5 DELAWARE	L, 24-34
Sept. 11		*at 3/2 James Madison	L, 7-55
Sept. 18		rv/- MERRIMACK	W, 31-26
Sept. 25		at Northern Illinois	L, 14-41
Oct. 9		*-/rv ELON	12 p.m.
Oct. 16		*WILLIAM & MARY	12 p.m.
Oct. 23		*at UAlbany	1 p.m.
Oct. 30		*at Rhode Island	1 p.m.
Nov. 6		*STONY BROOK	12 p.m.
Nov. 13		at UMass	12 p.m.
Nov. 20		*at New Hampshire	1 p.m.

#### NEW HAMPSHIRE WILDCATS (3-2, 2-1 CAA)

Home Stadium: Wildcat Stadium (11,015)

Home: 1-1    Away: 2-1    vs. STATS Top 25: 0-1    vs. AFCA Top 25: 0-1

Sept. 2	rv/rv	*at Stony Brook	W, 27-21
Sept. 11	rv/rv	*TOWSON	W, 26-14
Sept. 18	23/23	at Lafayette	W, 19-13
Sept. 25	21/22	at Pitt	L, 7-77
Oct. 2	25/rv	*3/2 JAMES MADISON	L, 21-23
Oct. 16		DARTMOUTH	1 p.m.
Oct. 23		*at Elon	1 p.m.
Oct. 30		*RICHMOND	1 p.m.
Nov. 6		*at UAlbany	1 p.m.
Nov. 13		*at Rhode Island	1 p.m.
Nov. 20		*MAINE	1 p.m.

CAA Football team's STATS/AFCA Coaches rankings listed beside date / Opponent's STATS/AFCA Coaches rankings listed directly before opponent (both at time game was played).



CAA Football Team-by-Team Capsules

**RHODE ISLAND RAMS (4-0, 2-0 CAA)**

Home Stadium: Meade Stadium (6,555)

Home: 2-0    Away: 2-0    vs. STATS Top 25: 0-0    vs. AFCA Top 25: 0-0

Sept. 4	rv/rv	BRYANT	W, 45-21
Sept. 11	rv/rv	*at UAlbany	W, 16-14
Sept. 18	rv/rv	at Brown	W, 45-24
Oct. 2	21/23	*STONY BROOK	W, 27-20 (ot)
Oct. 9	18/20	*9/10 DELAWARE	1 p.m.
Oct. 16		*at Towson	4 p.m.
Oct. 23		*at Villanova	3:30 p.m.
Oct. 30		*MAINE	1 p.m.
Nov. 6		at UMass	3:30 p.m.
Nov. 13		*NEW HAMPSHIRE	1 p.m.
Nov. 20		*at Elon	2 p.m.

**RICHMOND SPIDERS (2-3, 0-2 CAA)**

Home Stadium: E. Claiborne Robins Stadium (8,700)

Home: 2-1    Away: 0-2    vs. STATS Top 25: 0-1    vs. AFCA Top 25: 0-1

Sept. 4	rv/22	HOWARD	W, 38-14
Sept. 11	25/22	LEHIGH	W, 31-3
Sept. 18	21/18	*at 12/9 Villanova	L, 27-34
Sept. 25	24/21	at Virginia Tech	L, 10-21
Oct. 2	22/21	*ELON	L, 7-20
Oct. 16		*JAMES MADISON	2 p.m.
Oct. 23		*at Stony Brook	3:30 p.m.
Oct. 30		*at New Hampshire	1 p.m.
Nov. 6		*TOWSON	2 p.m.
Nov. 13		*DELAWARE	2 p.m.
Nov. 20		*at William & Mary	3:30 p.m.

**STONY BROOK SEAWOLVES (1-4, 0-2 CAA)**

Home Stadium: LaValle Stadium (12,300)

Home: 0-2    Away: 1-2    vs. STATS Top 25: 0-1    vs. AFCA Top 25: 0-1

Sept. 2		*rv/rv NEW HAMPSHIRE	L, 21-27
Sept. 11		at Colgate	W, 24-3
Sept. 18		at Oregon	L, 7-48
Sept. 25		-/rv FORDHAM	L, 14-31
Oct. 2		*at 21/23 Rhode Island	L, 20-27 (ot)
Oct. 9		*at Towson	4 p.m.
Oct. 16		*DELAWARE	3:30 p.m.
Oct. 23		*RICHMOND	3:30 p.m.
Nov. 6		*at Maine	12 p.m.
Nov. 13		*at Villanova	1 p.m.
Nov. 20		*UALBANY	1 p.m.

**TOWSON TIGERS (1-3, 0-1 CAA)**

Home Stadium: Johnny Unitas Stadium (11,198)

Home: 0-1    Away: 1-2    vs. STATS Top 25: 0-1    vs. AFCA Top 25: 0-1

Sept. 4		at Morgan State	W, 31-0
Sept. 11		*at rv/rv New Hampshire	L, 14-26
Sept. 18		5/4 NORTH DAKOTA STATE	L, 7-35
Sept. 25		at San Diego State	L, 21-48
Oct. 9		*STONY BROOK	4 p.m.
Oct. 16		*RHODE ISLAND	4 p.m.
Oct. 23		*at William & Mary	3:30 p.m.
Oct. 30		*UALBANY	2 p.m.
Nov. 6		*at Richmond	2 p.m.
Nov. 13		*ELON	2 p.m.
Nov. 20		*at James Madison	2 p.m.

**VILLANOVA WILDCATS (3-1, 1-0 CAA)**

Home Stadium: Villanova Stadium (12,000)

Home: 2-0    Away: 1-1    vs. STATS Top 25: 1-0    vs. AFCA Top 25: 1-0

Sept. 4	16/15	at Lehigh	W, 47-3
Sept. 11	12/11	BUCKNELL	W, 55-3
Sept. 18	12/9	*21/18 RICHMOND	W, 34-27
Sept. 25	11/7	at Penn State	L, 17-38
Oct. 9	11/9	*at 3/2 James Madison	2 p.m.
Oct. 16		*at UAlbany	3:30 p.m.
Oct. 23		*RHODE ISLAND	3:30 p.m.
Oct. 30		*WILLIAM & MARY	1 p.m.
Nov. 6		*at Elon	2 p.m.
Nov. 13		*STONY BROOK	1 p.m.
Nov. 20		*at Delaware	1 p.m.

**WILLIAM & MARY TRIBE (3-1, 1-0 CAA)**

Home Stadium: Walter J. Zable Stadium (11,646)

Home: 1-0    Away: 2-1    vs. STATS Top 25: 0-0    vs. AFCA Top 25: 0-0

Sept. 4		at Virginia	L, 0-43
Sept. 11		LAFAYETTE	W, 24-3
Sept. 18		at Colgate	W, 27-7
Sept. 25		*at Elon	W, 34-31
Oct. 9	rv/rv	*UALBANY	3:30 p.m.
Oct. 16		*at Maine	12 p.m.
Oct. 23		*TOWSON	3:30 p.m.
Oct. 30		*at Villanova	1 p.m.
Nov. 6		*at Delaware	1 p.m.
Nov. 13		*JAMES MADISON	3:30 p.m.
Nov. 20		*RICHMOND	3:30 p.m.

CAA Football team's STATS/AFCA Coaches rankings listed beside date / Opponent's STATS/AFCA Coaches rankings listed directly before opponent (both at time game was played).



## 2021 CAA Football Preseason All-Conference Honors

### 2021 CAA Football Preseason Offensive Player of the Year

Position	Player	School	Class
RB	Percy Agyei-Obese	James Madison	Sr.

### 2021 CAA Football Preseason Defensive Player of the Year

Position	Player	School	Class
DL	Mike Greene	James Madison	Sr.

### 2021 CAA Football Preseason All-Conference Team

#### OFFENSE

Position	Player	School	Class
QB	Nolan Henderson	Delaware	Sr.
RB	Percy Agyei-Obese	James Madison	Sr.
RB	Dejoun Lee	Delaware	Gr.
RB	Karl Mofor	UAlbany	Sr.
FB	Joey Kenny	Rhode Island	Sr.
WR	Andre Miller	Maine	Gr.
WR	Thyrick Pitts	Delaware	Sr.
WR	Kris Thornton	James Madison	Jr.
TE	John Fitzgerald	Richmond	Gr.
OL	Michael Corbi	Villanova	Sr.
OL	Liam Fornadel	James Madison	Sr.
OL	David Kroll	Delaware	Gr.
OL	Clayton McConnell	Richmond	Sr.
OL	Kyle Nunez	Stony Brook	Jr.

#### DEFENSE

Position	Player	School	Class
DL	Malik Fisher	Villanova	Gr.
DL	Mike Greene	James Madison	Sr.
DL	Chase McGowan	Delaware	Jr.
DL	Kobie Turner	Richmond	Sr.
LB	Johnny Buchanan	Delaware	Sr.
LB	Tyler Dressler	Richmond	Gr.
LB	Forrest Rhyne	Villanova	Gr.
LB	Tristan Wheeler	Richmond	So.
CB	Christian Benford	Villanova	Sr.
CB	Nijuel Hill	Delaware	Sr.
S	MJ Hampton	James Madison	Sr.
S	Evan Horn	New Hampshire	Sr.
S	Kedrick Whitehead	Delaware	Sr.

#### SPECIAL TEAMS

Position	Player	School	Class
PK	Ethan Ratke	James Madison	Sr.
P	Harry O'Kelly	James Madison	Sr.
KR	D'Ago Hunter	Towson	Jr.
PR	Tre'Von Jones	Elon	So.
PR	Bronson Yoder	William & Mary	Jr.
SPEC	Anthony Del Negro	Stony Brook	Sr.

### 2021 CAA FOOTBALL PRESEASON PREDICTED ORDER OF FINISH (1st-Place Votes)

1. James Madison (15)	231
2. Delaware (7)	222
3. Villanova	194
4. Richmond (2)	169
5. New Hampshire	135
6. Rhode Island	121
7. Towson	115
8. UAlbany	114
9. Maine	99
10. Stony Brook	73
11. William & Mary	61
12. Elon	50

### PRESEASON ALL-CONFERENCE - Honorable Mention

Davis Cheek, QB, Elon; Daniel Smith, QB, Villanova; Jeff Undercuffler, QB, UAlbany; Justin Covington, RB, Villanova; Gene Coleman II, WR, Delaware; Ivory Frimpong, WR, Rhode Island; Antwane Wells, Jr., WR, James Madison; Bryce DeMaille, TE, Delaware; Andrew Trainer, OL, William & Mary; Will Kiely, DL, William & Mary; Niko Kvietkus, DL, New Hampshire; Jared Verse, DL, UAlbany; Kelvin Azanama, LB, James Madison; Danny Damico, LB, UAlbany; Christian Dixon, LB, Towson; Cole Coleman, S, Elon; Aaron Dykes, KR, Richmond; Shane McDonough, P, Towson; Bryce Colee, SPEC, Maine



## 2021 CAA Football Preseason All-Americans

### Stats Perform Walter Payton Award Watch List

Player	Position	School	Class
Percy Agyei-Obese	RB	James Madison	Sr.
Dejoun Lee	RB	Delaware	Gr.
Karl Mofor	RB	UAlbany	Sr.
Dan Smith	QB	Villanova	Gr.

### Stats Perform Buck Buchanan Award Watch List

Player	Position	School	Class
Mike Greene	DL	James Madison	Sr.
Forrest Rhyne	LB	Villanova	Gr.
Kobie Turner	DL	Richmond	Sr.
Tristan Wheeler	LB	Richmond	So.

### Stats Perform Preseason All-America Team

OFFENSE				
Team	Position	Player	School	Class
First Team	OL	Liam Fornadel	James Madison	Sr.
First Team	OL	David Kroll	Delaware	Gr.
Second Team	RB	Percy Agyei-Obese	James Madison	Sr.
Second Team	RB	Karl Mofor	UAlbany	Sr.
Third Team	OL	Kyle Nunez	Stony Brook	Sr.

DEFENSE				
Team	Position	Player	School	Class
First Team	DL	Mike Greene	James Madison	Sr.
Second Team	DL	Kobie Turner	Richmond	Sr.
Second Team	LB	Tristan Wheeler	Richmond	So.
Second Team	DB	Kedrick Whitehead	Delaware	Sr.
Third Team	DL	Malik Fisher	Villanova	Gr.
Third Team	LB	Forrest Rhyne	Villanova	Gr.
Third Team	DB	Evan Horn	New Hampshire	Sr.

SPECIAL TEAMS				
Team	Position	Player	School	Class
First Team	LS	Kyle Davis	James Madison	Sr.
First Team	PK	Ethan Ratke	James Madison	Sr.
Second Team	AP	Dejoun Lee	Delaware	Gr.

### HERO Sports Preseason All-America Team

OFFENSE				
Team	Position	Player	School	Class
First Team	OL	Liam Fornadel	James Madison	Sr.
Second Team	QB	Jeff Undercuffler	UAlbany	So.
Second Team	RB	Percy Agyei-Obese	James Madison	Sr.
Second Team	OL	David Kroll	Delaware	Gr.
Third Team	RB	Karl Mofor	UAlbany	Sr.

DEFENSE				
Team	Position	Player	School	Class
First Team	DL	Mike Greene	James Madison	Sr.
First Team	DB	Kedrick Whitehead	Delaware	Sr.
Second Team	DL	Kobie Turner	Richmond	Sr.
Second Team	LB	Forrest Rhyne	Villanova	Gr.
Third Team	LB	Tristan Wheeler	Richmond	So.

SPECIAL TEAMS				
Team	Position	Player	School	Class
First Team	PK	Ethan Ratke	James Madison	Sr.

### Athlon Sports Preseason All-America Team

OFFENSE				
Team	Position	Player	School	Class
First Team	OL	David Kroll	Delaware	Gr.

DEFENSE				
Team	Position	Player	School	Class
First Team	DL	Mike Greene	James Madison	Sr.
First Team	DB	Kedrick Whitehead	Delaware	Sr.

SPECIAL TEAMS				
Team	Position	Player	School	Class
First Team	PK	Ethan Ratke	James Madison	Sr.
First Team	LS	Kyle Davis	James Madison	Sr.

### Phil Steele Preseason All-America Team

OFFENSE				
Team	Position	Player	School	Class
First Team	OL	Liam Fornadel	James Madison	Sr.
Third Team	OL	David Kroll	Delaware	Gr.

DEFENSE				
Team	Position	Player	School	Class
Second Team	DL	Mike Greene	James Madison	Sr.
Second Team	DL	Kobie Turner	Richmond	Sr.
Third Team	LB	Forrest Rhyne	Villanova	Gr.

SPECIAL TEAMS				
Team	Position	Player	School	Class
First Team	PK	Ethan Ratke	James Madison	Sr.
First Team	LS	Kyle Davis	James Madison	Sr.
Third Team	AP	Dejoun Lee	Delaware	Gr.

### CFPA Performer Of The Year Watch List

OFFENSE				
Position	Player	School	Class	
RB	Karl Mofor	UAlbany	Sr.	
QB	Jeff Undercuffler	UAlbany	So.	
QB	Nolan Henderson	Delaware	Sr.	
RB	Dejoun Lee	Delaware	Gr.	
RB	Percy Agyei-Obese	James Madison	Sr.	
PK	Ethan Ratke	James Madison	Sr.	
QB	Joe Fagnano	Maine	Jr.	
RB	Justin Covington	Villanova	Gr.	
QB	Dan Smith	Villanova	Gr.	



## 2021 CAA Football Weekly Awards

	OFFENSIVE	DEFENSIVE	SPECIAL TEAMS	ROOKIE
Sept. 6	Cole Johnson, James Madison	Pop Bush, New Hampshire	Cole Bunce, Villanova	Jasiah Williams, Richmond
Sept. 13	Antwane Wells, Jr., James Madison	Tre'Von Jones, Elon	Ethan Ratke, JMU/Coby Tippet, URI	Westley Neal, Jr., Rhode Island
Sept. 20	Kasim Hill, URI/Dan Smith, VU	Gage Herdman, William & Mary	Rich Carr, Maine	Tyler King, Stony Brook
Sept. 27	Darius Wilson, William & Mary	Tyler Dressler, Richmond	Will Whitehurst, William & Mary	Aamir Hall, Richmond
Oct. 4	Kasim Hill, Rhode Island	Cole Coleman, EU/Diamonte Tucker-Dorsey, JMU	Ryan Coe, Delaware	Noah Palm, New Hampshire
Oct. 11				
Oct. 18				
Oct. 25				
Nov. 1				
Nov. 8				
Nov. 15				
Nov. 22				

## Career CAA Football Weekly Award Leaders (since 2007)

15 - John Robertson (VU, QB)

10 - Terrance West (TU, RB)

9 - Andrew Pierce (UD, RB)

7 - Jonathan Grimes (W&M, RB)

6 - Kendall Anderson (W&M, RB); Earnest Edwards (UM, WR/KR); Taylor Heinicke (ODU, QB); Rodney Landers (JMU, QB); Vad Lee (JMU, QB); Stephon Robertson (JMU, LB); Justin Rogers (UR, KR/DB); Justin Thorpe (JMU, QB)

5 - Davis Cheek (EU, QB); Matt Evans (UNH, LB); Scotty McGee (JMU, KR); Troy Reeder (UD, LB); Bryan Schor (JMU, QB); Dae'Quan Scott (JMU, RB/PR)

4 - D'Angelo Amos (JMU, S/PR); Zach Bednarczyk (VU, QB); Pat Devlin (UD, QB); Joe Fagnano (UM, QB); Tom Flacco (TU, QB); Sean Goldrich (UNH, QB); Josh Gontarek (UA, WR); Elijah Ibitokun-Hanks (UA, RB); Derrick Joseph (TU, KR/WR); Kyle Lauletta (UR, QB); Donald Liotine (SBU, RB); Jimmy Moreland (JMU, CB); Christophe Mulumba Tshimanga (UM, LB); Aidan O'Neill (TU, PK); Dontra Peters (UNH, CB/RB); Shane Simpson (TU, RB); Eric Ward (UR, QB)

3 - Nigel Beckford (UM, RB); Jovan Belcher (UM, DL); Max Brosmer (UNH, QB); Grant Enders (TU, QB); R.J. Harris (UNH, WR); Dev Holmes (UA, WR); Tyler Holmes (UMASS, LB); Ramon Jefferson (UM, RB); Thomas Jefferson (UD, RB); Josh Jennings (UMASS, LB); Jaluan Lawson (URI, QB); Dejon Lee (UD, RB/KR); Josh Mack (UM, RB); Tom Manning (UNH, PK); Eric McBride (UR, LB); Cameron McCurry (VU, S); Ethan Ratke (JMU, PK); Ricky Santos (UNH, QB); Ryan Stover (TU, QB); Michael Strauss (UM, QB); Cooper Taylor (UR, DB); Coby Tippet (TU, URI, DB); Anthony Walters (UD, DB); B.W. Webb (W&M, DB); Chris Whitney (VU, QB); Paul Worrilow (UD, LB)

2 - Nasir Adderley (UD, S/KR); Jaquan Amos (VU, DB); Angelo Babbaro (VU, KR); Sean Baner (UD, PK); Tyrice Beverette (SBU, DB); Andrew Bose (URI, LB); Pushaun Brown (UM, RB); Cole Bunce (VU, PK); John Carpenter (W&M, PK); Rayshan Clark (UA, CB); Ryan Coe (UD, PK); Liam Coen (UMASS, QB); Cole Coleman (EU, S); Derek Cox (W&M, DB); Dalton Crossan (UNH, RB/KR); Ben DiNucci (JMU, QB); Tyler Dressler (UR, LB); Louis Feinstein (URI, PK); Chris Ferguson (UM, QB); Tyquell Fields (SBU, QB); Aaron Forbes (VU, RB); Jacobi Green (UR, RB); John Haggart (SBU, DL); Joey Harmon (VU, LB); Sage Harold (James Madison, DL); Derek Hatcher (Richmond, PR); Kyre Hawkins (James Madison, LB); Travis Hawkins (UD, KR); Jonathan Hernandez (UMASS, RB); Tim Hightower (UR, RB); Kasim Hill (URI, QB); Dimitri Holloway (JMU, LB); DeAndre Houston-Carson (W&M, S); Kareem Huggins (HU, KR); Kyle Hunte (NU, LB); Brock Jackolski (HU, RB); Maurice Jackson (UR, DL); Cardon Johnson (JMU, RB); Cole Johnson (JMU, QB); Michael Johnson (UD, WR/KR); Owen Johnson (EU, PK); Nigel Jones (UM, RB); Terrence Klein (UNH, LB); Trevor Knight (UNH, QB); Brandon Lee (JMU, DL); Donnell Lewis (TU, DB); Joe Marcoux (VU, PK); Perry McIntyre (UMASS, LB); Hollis Mathis (W&M, QB); Brian Pate (W&M, PK); James Pitts (VU, DB); Steve Probst (URI, QB); Taylor Reynolds (JMU, CB); Luke Rhodes (W&M, LB); Forrest Rhyme (VU, LB); Patrick Ricard (UM, DL); Rashad Robinson (JMU, CB); Trevor Sasek (UD, QB); James Simms (TU, LB); Dan Smith (VU, QB); Dylan Smith (URI, K); Tye Smith (TU, CB); Cameron Starke (JMU, PK); Gage Steele (JMU, LB); Jon Striefsky (UD, PK); Malcolm Summers (EU, RB); Jaylan Thomas (EU, RB); Deontez Thompson (UR, RB); R.J. Toman (UNH, QB); Adrian Tracy (W&M, DL); Jake Trantini (W&M, LB); Patrick Toole (UA, PK); Jared Turcotte (UM, RB); Andy Vailas (UNH, QB); Solomon Vanhorse (JMU, RB); Antonio Vaughan (ODU, WR/PR); Josh Vaughan (UR, RB); Darius Victor (TU, RB); Gian Villante (HU, LB); Carlos Washington (UNH, RB); Antwane Wells, Jr. (JMU, WR); Marcus Willoughby (EU, DL); Jaheem Woods (SBU, DB); Micah Wright (UM, WR); Griff Yancey (JMU, RB); Bronson Yoder (RB/KR, W&M)

1 - Adam Abramowitz (UR, DL); Khalid Abdullah (JMU, RB); D.J. Adeoba (UMASS, LB); Victor Adesanya (URI, DL); Percy Agyei-Obese (JMU, RB); Ronnie Akins (VU, DB); Sherman Alston (SBU, RB); Andrew Ankras (JMU, LB); R.J. Archer (W&M, QB); Ezra Archie (JMU, WR); Conner Arnone (JMU, P/PK); Peter Athens (TU, QB); Nowoola Awopetu (VU, KR/DB); Jakwail Bailey (ODU, WR); Aaron Ball (VU, RB); John Baranowsky (JMU, DL); Justin Barnes (JMU, LB); Trevor Bates (UM, DL); Nick Battle (UR, DL); Stacey Bedell (SBU, RB); Christian Benford (DB, VU); Odell Benton (EU, LB); Mike Boyle (UNH, KR); Brian Bradford (TU, LB); Anthony Bratton (UD, DB); Brandon Briggs (UM, PK); Dejon Brissett (UR, KR/WR); Freddie Brock (UM, RB); Jordan Brown (JMU, DB); Kevin Brown, Jr. (URI, RB); S.J. Brown (TU, S); Marcus Burley (UD, DB); Dylan Burns (UA, PK); Pop Bush (UNH, S); Jerry Butler (UD, KR); Mike Callahan (W&M, QB); Tyler Campbell (EU, DB); Rich Carr (UM, DB); Bryce Carter (TU, DL); Ron'Dell Carter (JMU, DL); Derek Cassidy (URI, QB); DeUnte Chatman (UNH, RB); Don Cherry (VU, LB); Nick Chimenti (SBU, DB); Cory Christopher (HU, QB); Cody Cipalla (UD, DB); Telvion Clark (TU, LB); John Clements (UNH, KR); Steve Cluley (W&M, QB); Andrew Clyde (UR, DL); Michael Cole (UM, DE); Dante Cook (W&M, LB); Casey Cooley (UR, DL); Harold Cooper (URI, KR/RB); Aaron Corp (UR, QB); Trevor Coston (UM, PR); Jerome Couplin III (W&M, FS); Justin Covington (VU, RB); Elliot Croskey (UA, RB); Dalton Crossan (UNH, RB); Omar Cuff (UD, RB); Taveion Cuffee (JMU, DB); Breyndn Cyphers (EU, RB); John Daka (JMU, DL); Benjamin Davis (UM, LB); Rashard Davis (JMU, PR); Skyler Davis (EU, PK); Casey DeAndrade (UNH, CB); Kyndel Dean (WR, JMU); Quinlen Dean (UNH, LB); Sean Decloux (UM, K); DeVonte Dedmon (W&M, WR/PR); Anthony Del Negro (SBU, TE); John Dempsey (VU, DB); Donte Dennis (UM, LB); Derek Deoul (UM, PK); Kenny Doak (UM, PK); Cameron Dohse (W&M, WR); Tim Donnelly (UD, QB); Nick Dorka

(W&M, PK); Ahmere Dorsey (URI, KR); Christian Dorsey (UA, LB); Drew Dudzik (JMU, QB); Aaron Dykes (UR, RB); Morgan Ellman (UNH, PK); Eric Enderson (UD, P); Nate Evans (W&M, RB); Ryan Farrell (UNH, LB/LS); Joe Flacco (UD, QB); Nathan Fondacaro (VU, P); Terrance Fox (UNH, KR); Albert Funderburke (W&M, RB); Malik Gavek (URI, S); Brandon Ginnett (URI, DL); Jake Giusti (UD, DB); Matt Goff (JMU, P); Xavier Goodall (UR, RB); Donald Goodrich (UNH, RB); Colby Goodwyn (ODU, RB); Jordan Gowins (SBU, RB); Mike Gray (UA, WR); Tyler Gray (JMU, PK); Oliver Graybar (URI, P); Airek Green (W&M, LB); Raven Greene (JMU, S); John Greer (UNH, DB); John Griffin (NU, RB); Stanley Gutierrez (HU, LB); Aamir Hall (UR, CB); Darryl Hamilton (UR, DB); Mark Hamilton (VU, PK/P); Jeremiah Hamlin (UR, RB); MJ Hampton (JMU, S); Brandyn Harvey (VU, WR); Brian Harvey (UM, PK); Nate Hatalsky (UA, LB); Kyle Havens (UMASS, QB); David Hayes (UD, RB); Nolan Henderson (UD, QB); Gage Herdman (W&M, S); Robert Heyward (TU, LB); Nijuel Hill (UD, CB); Wes Hills (UD, RB); John Hinchin (VU, P); Ryan Hinds (UNH, DB); Changa Hodge (VU, WR); Justin Hogan (URI, LB); Emmanuel Holder (TU, FB); Myles Holmes (URI, KR); Evan Horn (UNH, S); Jae'Wuan Horton (UNH, DL); Malachi Hoskins (UA, DL); Omar Howard (UR, LB); Stephen Howell (UR, DB); Matt Hubbard (GSU, P); Markus Hunter (JMU, DB); Travis Hurd (URI, KR); Sam Hurwitz (TU, PK); Marcus Hyde (W&M, DE); Malachi Imoh (W&M, RB); McAllister Ingram (EU, DB); Devon Jackson (UNH, LB); Alex James (UA, RB); Jamie Jarmon (UD, WR); Chris Jeannot (UNH, TE); Sean Jellison (UNH, RB); Deontray Johnson (URI, KR); Mat Johnson (NU, PK); Reuben Johnson (SBU, DB); Brandon Johnson-Farrell (URI, WR); David Jones (UR, DB); Isaiah Jones (W&M, LB); Rob Jones (UD, PR/KR); Tre'Von Jones (EU, DB); Brandon Jordi (UR, K); Jesse Julmiste (UMASS, KR); Mikail Kamara (JMU, DL); Wil Kamin (UR, PK/P); Pat Kehoe (UD, QB); Tyler King (SBU, LB); Will Knight (UD, RB); Chris Koepplin (UMASS, PK); Tanoh Kpassagnon (VU, DL); Drew Kresge (VU, PK); Jared Kuehl (UNH, LB); Tim Kukucka (VU, DL); Pop Lacey (UNH, S); Jake Larson (UR, PK); Isaiah Laster (W&M, S); Shayne Lawless (SBU, LB); Ty Son Lawton (SBU, RB); Eriq Lewis (ODU, CB); Greg Liggs, Jr. (EU, DB); Poppy Livers (VU, PR); Sherman Logan (UR, DL); Eric Loper (VU, DB); Alex Lucansky (SBU, PK); Mike McArthur (UNH, PK/P); Fred Maldonado (VU, DB); Joe Mancuso (UR, QB); Oleh Manzyk (UNH, LB); Matt Marcocelle (UD, DL); Xavier Marshall (UR, LB); Jon Martin (UA, P); Deron Mayo (HU, DL); Miguel Maysonet (HU, RB); Tre McBride (W&M, KR/PR); Willie McGinnis (UN, DL); Chase McGowan (UD, DL); Eli Mencer (UA, LB); Warren Messer (EU, LB); Shane McDonough (TU, P); Levi Metheny (UA, LB); David Miller (W&M, P); Greg Miller (VU, DL); John Miller (JMU, RB); AJ Milstler (UA, S); Corey Mitchell (EU, LB); Arthur Moats (JMU, DL); Karl Mofor (UA, RB); Zack Monson (EU, LB); Martel Moody (VU, DB); J.J. Moore (UMASS, WR); Khalil Moore (EU, DB); Kye Morgan (SBU, DB); Neil Morrison (UA, LB); Alex Mosley (JMU, DL); Maurice Murray (NU, RB); Westley Neal, Jr. (DT, URI); Kirk Nelms (UMASS, DB); Tony Nelson (UMASS, RB); Drew Nickles (UD, LB); Victor Ochi (SBU, DL); Harry O'Kelly (JMU, P); Demetrius Oliver (EU, WR); Joey Orlando (UNH, WR); Omar Osbourne (UA, RB); Noah Palm (UNH, DB); Matt Parent (UNH, LB); Aaron Parker (URI, WR); Corey Parker (W&M, DB); Martin Parker (UR, DL); Andrew Pawlowski (UD, DB); Mike Perry (UD, PK); David Petroni (EU, P); Wayne Pettus (UR, DB); Jake Phillips (W&M, QB); Matt Pires (URI, PR); Noah Plack (UD, S); Kyle Polk (TU, LB); Brad Prasky (JMU, P); Rayjon Pringle (VU, WR); Vito Priore (URI, QB); Frank Raggo (UD, PK); Brandon Ravenel (JMU, KR/WR); Darius Reynolds (UR, DE); Josh Roach (JMU, LB); Aaron Roane (UR, DB); Courtney Robinson (UMASS, KR); Justin Rohrwasser (URI, PK); Rob Rolle (VU, S); Donald Russell (GSU, RB); Troy Russell (UM, LB); Josh Rutter (W&M, LB); Jake Ryder (TU, P); Kyle Sakowski (UA, S); Drew Sanborn (UNH, P); Joe Sarnese (VU, S); Sean Schaefer (TU, QB); Davey Schauf-Bartocci (URI, P); Trai Sharp (JMU, RB); Sterling Sheffield (UM, LB); Dejon Simmons (JMU, KR); Prince Smith (UNH, CB); Hugo Souza (UNH, LB); Jeff Steeb (VU, LB); Nico Steriti (UNH, RB); Deshawn Stevens (UM, LB); Rickey Stevens (UM, RB); Christian Summers (TU, WR); Matt Szczur (VU, WR); Julian Talley (UMASS, WR); Yeedee Thaeenrat (TU, RB); Phillip Thaxton (UD, RB); Nate Thellen (NU, DB); Terence Thomas (VU, LB); Brian Thompson (W&M, DB); Kris Thornton (JMU, WR); Chris Treister (UM, QB); Andrew Trent (SBU, WR); Ricky Tunstall (UD, FS); Griffin Trau (UR, PK); Diamonte Tucker-Dorsey (JMU, LB); Charles Tutt (JMU, KR/CB); Jeff Undercuffler (UA, QB); Cornell Urquhart (JMU, DL); Dino Vasso (UNH, DB); Caleb Violette (UMASS, PK/P); Ed Wagner (UD, P); Brandon Waller (URI, DL); Marcus Wasilewski (UM, QB); Jordan Waxman (UM, P); Terrel Walker (UM, RB); Kortez Weeks (EU, WR); Lamir Whetstone (UM, DB); Will Whitehurst (W&M, P); Drew Wiley (VU, LB); Casey Williams (SBU, DL); Chase Williams (JMU, LB); Jasiah Williams (UR, WR); Kwe'shon Williams (JMU, CB); Pat Williams (JMU, LB); Roger Williams (HU, PK); Albert Wilson (GSU, KR); Darius Wilson (W&M, QB); Tez Wilson (URI, LB); Shamari Wingard (EU, KR); Mitchell Wright (SBU, P); Nick Yako, (VU, PK); Devin Young (UM, WR); Rauley Zaragoza (UD, P); Rob Zarrilli (HU, PK)



### CAA Football in the 2021 Polls

#### Stats Perform Top 25 (Oct. 4)

No.	Team	Record	Points
1.	Sam Houston (29)	4-0	1,201
2.	South Dakota State (15)	4-0	1,200
3.	<b>James Madison (6)</b>	<b>4-0</b>	<b>1,165</b>
4.	Eastern Washington	5-0	1,091
5.	North Dakota State	4-0	1,082
6.	Montana	3-1	936
7.	UC Davis	5-0	925
8.	Southern Illinois	4-1	911
9.	<b>Delaware</b>	<b>3-1</b>	<b>843</b>
10.	Montana State	4-1	800
11.	<b>Villanova</b>	<b>3-1</b>	<b>690</b>
12.	ETSU	5-0	679
13.	North Dakota	2-2	628
14.	Southeastern Louisiana	3-1	605
15.	Missouri State	3-1	553
16.	Northern Iowa	3-1	548
17.	Kennesaw State	3-1	418
18.	<b>Rhode Island</b>	<b>4-0</b>	<b>352</b>
19.	Weber State	2-3	348
20.	UIW	4-1	262
21.	UT Martin	3-1	253
22.	<b>New Hampshire</b>	<b>3-2</b>	<b>81</b>
23.	Stephen F. Austin	3-2	76
24.	Jacksonville State	2-3	73
25.	Nicholls	2-2	62

Others receiving votes: VMI (58), Princeton (53), Monmouth (42), South Dakota (42), Mercer (41), Duquesne (38), Central Arkansas (35), Chattanooga (33), Murray State (33), Harvard (27), Jackson State (27), Prairie View (7), Eastern Kentucky (6), **William & Mary (4)**

#### AFCA FCS Coaches Top 25 (Oct. 4)

No.	Team	Record	Points
1.	Sam Houston (24)	4-0	694
2.	<b>James Madison (1)</b>	<b>4-0</b>	<b>653</b>
3.	South Dakota State (1)	4-0	646
4.	Eastern Washington (2)	5-0	608
5.	North Dakota State	4-0	601
6.	Montana	3-1	511
7.	Southern Illinois	4-1	503
8.	UC Davis	5-0	492
9.	<b>Villanova</b>	<b>3-1</b>	<b>454</b>
10.	<b>Delaware</b>	<b>3-1</b>	<b>453</b>
11.	Montana State	4-1	402
12.	Northern Iowa	3-1	376
13.	ETSU	5-0	357
14.	Southeastern Louisiana	3-1	326
15.	North Dakota	2-2	312
16.	Missouri State	3-1	286
17.	Kennesaw State	3-1	230
18.	Weber State	2-3	206
19.	Chattanooga	2-2	200
20.	<b>Rhode Island</b>	<b>4-0</b>	<b>152</b>
21.	UT Martin	3-1	117
22.	Harvard	3-0	73
23.	Jacksonville State	2-3	71
24.	Princeton	3-0	41
25.	Monmouth	3-2	39

Others receiving votes: Central Arkansas (38), **New Hampshire (37)**, Eastern Kentucky (23), Mercer (22), South Dakota (20), Nicholls (19), Stephen F. Austin (19), UIW (16), Jackson State (15), Holy Cross (14), Yale (12), Abilene Christian (10), VMI (10), Murray State (9), Austin Peay (7), Duquesne (6), Florida A&M (5), **William & Mary (4)**, **Elon (3)**, North Carolina A&T (3), **Richmond (3)**, Charleston Southern (2)

#### Conference Rankings (Oct. 4)

	Stats	AFCA
ASUN/WAC	3	2
Jacksonville State, Sam Houston, S.F. Austin		
Big Sky	5	5
UC Davis, Eastern Washington, Montana, Montana State, Weber State		
Big South	1	2
Kennesaw State, Monmouth		
CAA Football	5	4
Delaware, James Madison, New Hampshire, Rhode Island, Villanova		
Ivy	0	2
Harvard, Princeton		
MEAC	0	0
Missouri Valley	6	6
Missouri State, North Dakota, North Dakota State, UNI, South Dakota State, Southern Illinois		
Northeast	0	0
Ohio Valley	1	1
UT Martin		
Patriot	0	0
Southern	1	2
Chattanooga, ETSU		
Southland	3	1
Nicholls, Southeastern Louisiana, UIW		

### 2021 Weekly Team-By-Team Rankings Breakdown

(Stats Perform/AFCA Coaches)

	UA	UD	EU	JMU	UM	UNH	URI	UR	SBU	TU	VU	WM
Preseason	rv/-	5/5	-/-	2/2	-/-	rv/rv	rv/rv	rv/22	-/-	-/-	16/15	-/-
Sept. 6	-/-	6/6	-/-	3/2	-/-	rv/rv	rv/rv	25/22	-/-	-/-	12/11	-/-
Sept. 13	-/-	6/7	-/-	3/2	-/-	23/23	rv/rv	21/18	-/-	-/-	12/9	-/-
Sept. 20	-/-	8/11	-/-	3/2	-/-	21/22	rv/rv	24/21	-/-	-/-	11/7	-/-
Sept. 27	-/-	9/10	-/-	3/2	-/-	25/rv	21/23	22/21	-/-	-/-	12/9	-/-
Oct. 4	-/-	9/10	-/rv	3/2	-/-	22/rv	18/20	-/rv	-/-	-/-	11/9	rv/rv
Oct. 11												
Oct. 18												
Oct. 25												
Nov. 8												
Nov. 15												
Nov. 22												
Final												



### 2021 CAA Football vs. The Nation

#### 2021 CAA FOOTBALL NONCONFERENCE RECORDS

OVERALL: 16-14 (.533)

Conference	2021		
	Games	W-L	Pct.
ACC (FBS)	4	0-4	.000
ASUN/WAC (FCS)	0	0-0	.000
Big Sky (FCS)	1	1-0	1.000
Big South (FCS)	1	1-0	1.000
Big Ten (FBS)	2	0-2	.000
Conference USA (FBS)	0	0-0	.000
Independent (FBS)	0	0-0	.000
Ivy League (FCS)	1	1-0	1.000
Mid-American (FBS)	1	0-1	.000
MEAC (FCS)	2	2-0	1.000
Missouri Valley (FCS)	2	0-2	.000
Mountain West (FBS)	1	0-1	.000
Northeast (FCS)	3	3-0	1.000
Ohio Valley (FCS)	0	0-0	.000
PAC 12 (FBS)	1	0-1	.000
Patriot (FCS)	8	7-1	.875
Pioneer (FCS)	1	1-0	1.000
Southern (FCS)	1	0-1	.000
Southland (FCS)	0	0-0	.000
Sun Belt (FBS)	1	0-1	.000
CAA Football vs. FCS	20	16-4	.800
CAA Football vs. FBS	10	0-10	.000

#### CAA FOOTBALL NONCONFERENCE RECORDS (since 2002)

Year	Overall			Playoffs		
	Games	W-L	Pct.	W-L	Pct.	
2002	36	24-12	.667	3-3	.500	
2003	36	24-12	.667	4-1	.800	
2004	47	32-15	.681	8-3 (2 CAAFB matchups)	.727	
2005	40	25-15	.625	2-2	.500	
2006	39	24-15	.615	4-3 (1 CAAFB matchup)	.571	
2007	47	30-17	.638	6-5	.545	
2008	54	34-20	.630	8-4 (1 CAAFB matchup)	.667	
2009	43	29-14	.674	8-3 (2 CAAFB matchups)	.727	
2010	38	24-14	.632	6-4 (1 CAAFB matchup)	.600	
2011	41	25-16	.610	3-5	.375	
2012	37	18-19	.486	1-3	.250	
2013	48	29-19	.604	6-3 (1 CAAFB matchup)	.667	
2014	54	29-25	.537	4-4	.500	
2015	42	20-22	.476	3-4 (1 CAAFB matchup)	.429	
2016	45	27-18	.600	8-3 (1 CAAFB matchup)	.727	
2017	43	28-15	.651	6-4 (1 CAAFB matchup)	.600	
2018	43	24-19	.558	3-6 (1 CAAFB matchup)	.333	
2019	53	30-23	.566	4-3	.571	
2020	11	8-3	.727	4-2	.667	
<b>TOTALS</b>	<b>797</b>	<b>484-313</b>	<b>.607</b>	<b>92-65 (12 CAAFB matchups)</b>	<b>.586</b>	

#### CAA FOOTBALL ALL-TIME VICTORIES OVER FBS OPPONENTS

(Since NCAA I-A "FBS" and I-AA "FCS" division in 1978)

YEAR	CAA Football School	I-A/FBS Opponent	Score	Date
1978	Massachusetts	Boston College	27-0	Nov. 5
1984	Massachusetts	Ball State	26-10	Sept. 1
1986	Delaware	Navy	27-14	Nov. 15
1989	Delaware	Navy	10-9	Nov. 18
1991	Delaware	Navy	29-25	Oct. 26
1992	Delaware	Navy	37-21	Oct. 24
1994	Boston Univ.	Army	21-12	Nov. 12
1998	William & Mary	Temple	45-38	Oct. 3
1999	Connecticut	Buffalo	23-0	Sept. 18
2000	Northeastern	Connecticut	35-27	Sept. 23
2000	Richmond	Arkansas State	30-27	Sept. 30
2000	Rhode Island	Connecticut	26-21	Nov. 11
2002	Villanova	Rutgers	37-19	Aug. 31
2002	Northeastern	Ohio	31-0	Sept. 7
2003	Villanova	Temple	23-20	Sept. 6
2003	Delaware	Navy	21-17	Oct. 25
2004	New Hampshire	Rutgers	35-24	Sept. 11
2004	Maine	Mississippi State	9-7	Sept. 18
2006	Richmond	Duke	13-0	Sept. 2
2006	New Hampshire	Northwestern	34-17	Sept. 9
2007	New Hampshire	Marshall	48-35	Sept. 15
2007	Delaware	Navy	59-52	Oct. 27
2008	New Hampshire	Army	28-10	Sept. 6
2009	Villanova	Temple	27-24	Sept. 3
2009	William & Mary	Virginia	26-14	Sept. 5
2009	Richmond	Duke	24-16	Sept. 5
2009	New Hampshire	Ball State	23-16	Sept. 12
2010	James Madison	Virginia Tech	21-16	Sept. 11
2011	Richmond	Duke	23-21	Sept. 3
2013	Towson	Connecticut	33-18	Aug. 29
2013	Maine	Massachusetts	24-14	Sept. 7
2015	James Madison	SMU	48-45	Sept. 26
2016	UAlbany	Buffalo	22-16	Sept. 2
2016	Richmond	Virginia	37-20	Sept. 3
2017	James Madison	East Carolina	34-14	Sept. 2
2017	New Hampshire	Georgia Southern	22-12	Sept. 9
2018	Villanova	Temple	19-17	Sept. 1
2018	Maine	Western Kentucky	31-28	Sept. 8

CAA Football vs. I-A/FBS (Since 1978)

38-209 (.154)



### CAA Football In The Playoffs

#### CAA Football Postseason Records By Round (includes Yankee and Atlantic 10 members since 1978)

CAA Football Teams in Playoffs	Non-Conference	Overall
First Round	53-38 (.582)	54-39 (.581)
Second Round (since 2010)	12-11 (.522)	16-15 (.516)
Quarterfinals	23-25 (.479)	28-30 (.483)
Semifinals	10-14 (.417)	12-16 (.429)
Championship Game	6-7 (.462)	6-7 (.462)
All Rounds	104-95 (.523)	116-107 (.520)

#### Team-By-Team Records In The NCAA Playoffs (current members; during conference membership; versus all opponents)

CAA Football Team	Home	Road	Neutral	Overall
UAlbany	1-0 (1.000)	0-1 (.000)	0-0 (.000)	1-1 (.500)
Delaware	15-4 (.789)	6-8 (.429)	1-2 (.333)	22-14 (.611)
Elon	0-1 (.000)	0-1 (.000)	0-0 (.000)	0-2 (.000)
James Madison	14-3 (.824)	5-8 (.385)	2-2 (.500)	21-13 (.618)
Maine	1-1 (.500)	4-7 (.364)	0-0 (.000)	5-8 (.385)
New Hampshire	6-5 (.545)	8-11 (.421)	0-0 (.000)	14-16 (.467)
Rhode Island	2-0 (1.000)	0-3 (.000)	0-0 (.000)	2-3 (.667)
Richmond	7-3 (.700)	6-6 (.500)	1-0 (1.000)	14-9 (.609)
Stony Brook	1-0 (1.000)	0-2 (.000)	0-0 (.000)	1-2 (.333)
Towson	1-2 (.333)	2-0 (1.000)	0-1 (.000)	3-3 (.500)
Villanova	9-2 (.818)	2-10 (.167)	1-0 (1.000)	12-12 (.500)
William & Mary	5-2 (.714)	1-5 (.167)	0-0 (.000)	6-7 (.462)
CAA Football Overall	62-23 (.729)	34-62 (.354)	5-5 (.500)	101-90 (.529)

#### CAA Football vs. The NCAA Playoff Field

(includes Yankee and Atlantic 10 members' opponents since 1978)

\*Does not reflect the UD-WM (2004), JMU-WM (2004), UNH-UMass (2006), VU-JMU (2008), UNH-VU (2009), WM-VU (2009), UNH-UD (2010), UNH-UM (2013), and WM-UR (2015) contests as they were each Conference members at time of game.

Appalachian State	4-9	Marshall	0-4
Arkansas State	0-1	McNeese State	3-4
Akron	1-0	Missouri State	0-1
Bethune-Cookman	1-0	Monmouth	1-0
Central Arkansas	1-0	Montana	5-3
Central Connecticut State	2-0	Montana State	0-3
Chattanooga	1-0	Morgan State	1-0
Coastal Carolina	1-1	Nevada-Reno	1-0
Colgate	4-5	North Carolina A&T	1-0
Delaware State	1-0	Norfolk State	1-0
Duquesne	1-1	North Dakota	2-0
E. Tenn. State	0-1	North Dakota State	1-6
Eastern Illinois	1-0	Northern Iowa	5-6
Eastern Kentucky	4-2	Northwestern State	1-0
Eastern Washington	1-4	Portland State	1-0
Elon	1-0	Richmond	1-1
Florida A&M	0-1	Sacred Heart	1-0
Fordham	4-1	Saint Francis (Pa.)	1-0
Furman	3-5	Sam Houston State	1-2
Georgia Southern	4-10	Samford	1-1
Hampton	4-0	South Dakota State	1-3
Hofstra	2-0	Seutheast Missouri	0-1
Holy Cross	1-0	Southeastern Louisiana	1-1
Idaho	0-1	Southern Illinois	4-1
Idaho State	0-1	Stephen F. Austin	1-0
Illinois State	1-1	Stony Brook	0-1
Jackson State	1-0	Troy State	1-1
Jacksonville State	2-0	VMI	1-0
James Madison	0-1	Weber State	4-0
Lafayette	3-0	William & Mary	1-1
Lehigh	6-3	Wofford	3-2
Liberty	1-1	Youngstown State	2-4
Louisiana-Monroe	1-0		

#### FCS Conferences In The NCAA Playoffs

Conference (First Year)	Overall
Missouri Valley [Gateway] (1985)	121-77 (.611)
Southern (1982)	109-78 (.583)
CAA Football [Atlantic 10, Yankee] (1978)	116-107 (.520)
Big Sky (1979)	93-87 (.517)
Independent	3-3 (.500)
Southland (1982)	67-70 (.489)
Big South (2006)	13-17 (.433)
Ohio Valley (1979)	36-62 (.367)
Patriot (1997)	14-28 (.333)
Great West (2004)	1-2 (.333)
Pioneer (2013)	2-8 (.200)
Mid-Eastern Athletic (1981)	6-30 (.167)
Northeast (2010)	2-12 (.143)
Southwestern Athletic (1978)	0-19 (.000)

#### CAA Football Multiple-Berth NCAA Postseasons (includes Yankee and Atlantic 10 members since 1978)

Six Teams (1)	Three Teams (11)
2018 Delaware, Elon, James Madison, Maine, Stony Brook, Towson	1991 Delaware, New Hampshire, Villanova
	1993 Boston University, Delaware, William & Mary
	1994 Boston University, JMU, New Hampshire
	1996 Delaware, Villanova, William & Mary
	1998 Connecticut, Massachusetts, Richmond
	2001 Hofstra, Maine, William & Mary
	2002 Maine, Northeastern, Villanova
	2006 James Madison, Massachusetts, New Hampshire
	2012 New Hampshire, Old Dominion, Villanova
	2013 Maine, New Hampshire, Towson
	2019 UAlbany, James Madison, Villanova
Five Teams (3)	Two Teams (12)
2007 Delaware, James Madison, UMass, New Hampshire, Richmond	1984 Boston University, Rhode Island
2008 James Madison, Maine, New Hampshire, Richmond, Villanova	1987 Maine, Richmond
2011 James Madison, Maine, New Hampshire, ODU, Towson	1988 Delaware, Massachusetts
	1989 Maine, Villanova
Four Teams (7)	1992 Delaware, Villanova
2004 Delaware, James Madison, New Hampshire, William & Mary	1995 Delaware, James Madison
2009 New Hampshire, Richmond, Villanova, William & Mary	1997 Delaware, Villanova
2010 Delaware, New Hampshire, Villanova, William & Mary	1999 James Madison, Massachusetts
2014 JMU, New Hampshire, Richmond, Villanova	2000 Delaware, Richmond
2015 JMU, New Hampshire, Richmond, William & Mary	2003 Delaware, Massachusetts
2016 JMU, New Hampshire, Richmond, Villanova	2005 New Hampshire, Richmond
2017 Elon, James Madison, New Hampshire, Stony Brook	2020 Delaware, James Madison


#### CAA Football In The NCAA Playoffs

(includes Yankee and Atlantic 10 members since 1978)

Overall NCAA Postseason Berths from CAA Football	113 (18 total schools)
Longest consecutive streak of NCAA Postseason Berths from CAA Football	41-straight seasons (1981-2020)
Multiple NCAA Postseason berths from CAA Football	34 seasons
Longest consecutive streak of Multiple NCAA Postseason Berths from CAA Football	30-straight seasons (1991-2020)

#### 2022 NCAA Division I Football Championship

- NCAA Division I Football Championship First Round  
Saturday, November 27 (Campus Sites - ESPN Family of Networks)
- NCAA Division I Football Championship Second Round  
Saturday, December 4 (Campus Sites - ESPN Family of Networks)
- NCAA Division I Football Championship Quarterfinals  
Saturday, December 11 (Campus Sites - ESPN Family of Networks)
- NCAA Division I Football Championship Semifinals  
Saturday, December 18 (Campus Sites - ESPN Family Of Networks)
- NCAA Division I Football Championship Game  
Saturday, January 8 (Frisco, Texas - ESPN Family of Networks)



### CAA Football Postseason History

UAlbany			
Year	Game/Bowl	Opponent	Result
2019	NCAA FCS First Round	Central Connecticut St.	W/42-14
	NCAA FCS Second Round	Montana State	L/47-21

Delaware			
Year	Game/Bowl	Opponent	Result
1946	Cigar Bowl	Rollins (FL)	W/21-7
1954	Refrigerator Bowl	Kent State	W/19-7
1968	Boardwalk Bowl	Indiana (PA)	W/31-24
1969	Boardwalk Bowl	N.C. Central	W/31-13
1970	Boardwalk Bowl	Morgan State	W/38-23
1971	Boardwalk Bowl	C.W. Post	W/72-22
1973	NCAA II Quarterfinals	Grambling	L/17-8
1974	NCAA II Quarterfinals	Youngstown State	W/35-14
	NCAA II Semifinals	UNLV	W/49-11
	NCAA II Final	Central Michigan	L/54-14
1976	NCAA II Quarterfinals	Northern Michigan	L/28-17
1978	NCAA II Quarterfinals	Jacksonville State	W/42-27
	NCAA II Semifinals	Winston-Salem State	W/41-0
	NCAA II Final	Eastern Illinois	L/10-9
1979	NCAA II Quarterfinals	Virginia Union	W/58-28
	NCAA II Semifinals	Mississippi College	W/60-10
	NCAA II Final	Youngstown State	W/38-21
1981	NCAA I-AA First Round	Eastern Kentucky	L/35-28
1982	NCAA I-AA Quarterfinals	Colgate	W/20-13
	NCAA I-AA Semifinals	Louisiana Tech	W/17-0
	NCAA I-AA Final	Eastern Kentucky	L/17-14
1986	NCAA I-AA First Round	William and Mary	W/51-17
	NCAA I-AA Quarterfinals	Arkansas State	L/55-14
1988	NCAA I-AA First Round	Furman	L/21-7
1991	NCAA I-AA First Round	James Madison (2OT)	L/42-35
1992	NCAA I-AA First Round	Samford	W/56-21
	NCAA I-AA Quarterfinals	NE Louisiana	W/41-18
	NCAA I-AA Semifinals	Marshall	L/21-7
1993	NCAA I-AA First Round	Montana	W/49-48
	NCAA I-AA Quarterfinals	Marshall	L/34-31
1995	NCAA I-AA First Round	Hofstra	W/38-17
	NCAA I-AA Quarterfinals	McNeese State	L/52-18
1996	NCAA I-AA First Round	Marshall	L/59-14
1997	NCAA I-AA First Round	Hofstra	W/29-14
	NCAA I-AA Quarterfinals	Georgia Southern	W/16-7
	NCAA I-AA Semifinals	McNeese State	L/23-21
2000	NCAA I-AA First Round	Portland State	W/49-14
	NCAA I-AA Quarterfinals	Lehigh	W/47-22
	NCAA I-AA Semifinals	Georgia Southern	L/27-18
2003	NCAA I-AA First Round	Southern Illinois	W/48-7
	NCAA I-AA Quarterfinals	Northern Iowa	W/37-7
	NCAA I-AA Semifinals	Wofford	W/24-9
	NCAA I-AA Final	Colgate	W/40-0
2004	NCAA I-AA First Round	Lafayette	W/28-14
	NCAA I-AA Quarterfinals	William and Mary (2OT)	L/44-38
2007	NCAA FCS First Round	Delaware State	W/44-7
	NCAA FCS Quarterfinals	Northern Iowa	W/39-27
	NCAA FCS Semifinals	Southern Illinois	W/20-17
	NCAA FCS Final	Appalachian State	L/49-21
2010	NCAA FCS Second Round	Lehigh	W/42-20
	NCAA FCS Quarterfinals	New Hampshire	W/16-3
	NCAA FCS Semifinals	Georgia Southern	W/27-10
	NCAA FCS Final	Eastern Washington	L/20-19
2018	NCAA FCS First Round	James Madison	L/20-6
2020	NCAA FCS First Round	Sacred Heart	W/19-10
	NCAA FCS Quarterfinals	Jacksonville State	W/20-14
	NCAA FCS Semifinals	South Dakota State	L/33-3

Elon			
Year	Game/Bowl	Opponent	Result
2017	NCAA FCS First Round	Furman	L/28-27
2018	NCAA FCS First Round	Wofford	L/19-7

James Madison			
Year	Game/Bowl	Opponent	Result
1987	NCAA I-AA First Round	Marshall	L/41-12
1991	NCAA I-AA First Round	Delaware (2OT)	W/42-35
	NCAA I-AA Quarterfinals	Samford	L/24-21

1994	NCAA I-AA First Round	Troy State	W/45-26
	NCAA I-AA Quarterfinals	Marshall (OT)	L/28-21
1995	NCAA I-AA First Round	Appalachian State	L/31-24
1999	NCAA I-AA First Round	Troy State	L/27-7
2004	NCAA I-AA First Round	Lehigh	W/14-13
	NCAA I-AA Quarterfinals	Furman	W/14-13
	NCAA I-AA Semifinals	William and Mary	W/48-34
	NCAA I-AA Final	Montana	W/31-21
2006	NCAA FCS First Round	Youngstown State	L/35-31
2007	NCAA FCS First Round	Appalachian State	L/28-27
2008	NCAA FCS First Round	Wofford	W/38-35
	NCAA FCS Quarterfinals	Villanova	W/31-27
	NCAA FCS Semifinals	Montana	L/35-27
2011	NCAA FCS First Round	Eastern Kentucky	W/20-17
	NCAA FCS Second Round	North Dakota State	L/26-14
2014	NCAA FCS First Round	Liberty	L/26-21
2015	NCAA FCS Second Round	Colgate	L/44-38
2016	NCAA FCS Second Round	New Hampshire	W/55-22
	NCAA FCS Quarterfinals	Sam Houston State	W/65-7
	NCAA FCS Semifinals	North Dakota State	W/27-17
	NCAA FCS Final	Youngstown State	W/28-14
2017	NCAA FCS Second Round	Stony Brook	W/26-7
	NCAA FCS Quarterfinals	Weber State	W/31-28
	NCAA FCS Semifinals	South Dakota State	W/51-16
	NCAA FCS Final	North Dakota State	L/17-13
2018	NCAA FCS First Round	Delaware	W/20-6
	NCAA FCS Second Round	Colgate	L/23-20
2019	NCAA FCS Second Round	Monmouth	W/66-21
	NCAA FCS Quarterfinals	Northern Iowa	W/17-0
	NCAA FCS Semifinals	Weber State	W/30-14
	NCAA FCS Final	North Dakota State	L/28-20
2020	NCAA FCS First Round	VMI	W/31-24
	NCAA FCS Quarterfinals	North Dakota	W/34-21
	NCAA FCS Semifinals	Sam Houston	L/38-35

### Maine

Year	Game/Bowl	Opponent	Result
1965	Tangerine Bowl	East Carolina	L/31-0
1987	NCAA I-AA First Round	Georgia Southern (OT)	L/31-28
1989	NCAA I-AA First Round	SMS	L/38-35
2001	NCAA I-AA First Round	McNeese State	W/14-10
	NCAA I-AA Quarterfinals	Northern Iowa	L/56-28
2002	NCAA I-AA First Round	Appalachian State	W/14-13
	NCAA I-AA Quarterfinals	Georgia Southern	L/31-7
2008	NCAA FCS First Round	Northern Iowa	L/40-15
2011	NCAA FCS Second Round	Appalachian State	W/34-12
	NCAA FCS Quarterfinals	Georgia Southern	L/35-23
2013	NCAA FCS Second Round	New Hampshire	L/41-27
2018	NCAA FCS Second Round	Jacksonville State	W/55-27
	NCAA FCS Quarterfinals	Weber State	W/23-18
	NCAA FCS Semifinals	Eastern Washington	L/50-19

### New Hampshire

Year	Game/Bowl	Opponent	Result
1947	Glass Bowl	Toledo	L/20-14
1975	NCAA II Quarterfinals	Lehigh	W/35-21
	NCAA II Semifinals	Western Kentucky	L/14-3
1976	NCAA II Quarterfinals	Montana State	L/17-16
1991	NCAA I-AA First Round	Samford	L/29-13
1994	NCAA I-AA First Round	Appalachian State (OT)	L/17-10
2004	NCAA I-AA First Round	Georgia Southern	W/27-23
	NCAA I-AA Quarterfinals	Montana	L/47-17
2005	NCAA I-AA First Round	Colgate	W/55-21
	NCAA I-AA Quarterfinals	Northern Iowa	L/24-21
2006	NCAA FCS First Round	Hampton	W/41-38
	NCAA FCS Quarterfinals	Massachusetts	L/24-17
2007	NCAA FCS First Round	Northern Iowa	L/38-35
2008	NCAA FCS First Round	Southern Illinois	W/29-20
	NCAA FCS Quarterfinals	Northern Iowa	L/36-34
2009	NCAA FCS First Round	McNeese State	W/49-13
	NCAA FCS Quarterfinals	Villanova	L/46-7
2010	NCAA FCS Second Round	Bethune-Cookman	W/45-20
	NCAA FCS Quarterfinals	Delaware	L/16-3
2011	NCAA FCS Second Round	Montana State	L/26-25
2012	NCAA FCS Second Round	Wofford	L/23-7



### CAA Football Postseason History

#### New Hampshire (continued)

2013	NCAA FCS First Round	Lafayette	W/45-7
	NCAA FCS Second Round	Maine	W/41-27
	NCAA FCS Quarterfinals	Southeastern Louisiana	W/20-17
	NCAA FCS Semifinals	North Dakota State	L/52-14
2014	NCAA FCS Second Round	Fordham	W/44-19
	NCAA FCS Quarterfinals	Chattanooga	W/35-30
	NCAA FCS Semifinals	Illinois State	L/21-18
2015	NCAA FCS First Round	Colgate	L/27-20
2016	NCAA FCS First Round	Lehigh	W/64-21
	NCAA FCS Second Round	James Madison	L/55-22
2017	NCAA FCS First Round	Central Connecticut State	W/14-0
	NCAA FCS Second Round	Central Arkansas	W/21-15
	NCAA FCS Quarterfinals	South Dakota State	L/56-14

#### Rhode Island

Year	Game/Bowl	Opponent	Result
1955	Refrigerator Bowl	Jacksonville State	L/12-10
1981	NCAA I-AA Quarterfinals	Idaho State	L/51-0
1984	NCAA I-AA Quarterfinals	Richmond	W/23-17
	NCAA I-AA Semifinals	Montana State	L/32-20
1985	NCAA I-AA First Round	Akron	W/35-27
	NCAA I-AA Quarterfinals	Furman	L/29-15

#### Richmond

Year	Game/Bowl	Opponent	Result
1968	Tangerine Bowl	Ohio University	W/49-42
1971	Tangerine Bowl	Toledo	L/28-3
1984	NCAA I-AA First Round	Boston University	W/35-33
	NCAA I-AA Quarterfinals	Rhode Island	L/23-17
1987	NCAA I-AA First Round	Appalachian State	L/20-3
1998	NCAA I-AA First Round	Lehigh	L/24-23
2000	NCAA I-AA First Round	Youngstown State	W/10-3
	NCAA I-AA Quarterfinals	Montana	L/34-20
2005	NCAA I-AA First Round	Hampton	W/38-10
	NCAA I-AA Quarterfinals	Furman	L/24-20
2007	NCAA FCS First Round	Eastern Kentucky	W/33-14
	NCAA FCS Quarterfinals	Wofford	W/21-10
	NCAA FCS Semifinals	Appalachian State	L/55-35
2008	NCAA FCS First Round	Eastern Kentucky	W/38-10
	NCAA FCS Quarterfinals	Appalachian State	W/33-13
	NCAA FCS Semifinals	Northern Iowa	W/21-20
	NCAA FCS Final	Montana	W/24-7
2009	NCAA FCS First Round	Elon	W/16-13
	NCAA FCS Quarterfinals	Appalachian State	L/35-31
2014	NCAA FCS First Round	Morgan State	W/46-24
	NCAA FCS Second Round	Coastal Carolina	L/36-15
2015	NCAA FCS Second Round	William & Mary	W/48-13
	NCAA FCS Quarterfinals	Illinois State	W/39-27
	NCAA FCS Semifinals	North Dakota State	L/33-7
2016	NCAA FCS First Round	North Carolina A&T	W/39-10
	NCAA FCS Second Round	North Dakota	W/27-24
	NCAA FCS Quarterfinals	Eastern Washington	L/38-0

#### Stony Brook

Year	Game/Bowl	Opponent	Result
2017	NCAA FCS First Round	Lehigh	W/59-29
	NCAA FCS Second Round	James Madison	L/26-7
2018	NCAA FCS First Round	Southeast Missouri	L/28-14

#### Towson

Year	Game/Bowl	Opponent	Result
1976	NCAA III Quarterfinals	C.W. Post	W/14-10
	NCAA III Semifinals	St. Lawrence	W/38-36
	NCAA III Final	St. John's (MN)	L/31-28

1983	NCAA II Quarterfinals	North Dakota State	L/24-17
1984	NCAA II Quarterfinals	Norfolk State	W/31-21
	NCAA II Semifinals	Troy State	L/45-3
1986	NCAA II Quarterfinals	Central State	L/31-0
2011	NCAA FCS Second Round	Lehigh	L/40-38
2013	NCAA FCS Second Round	Fordham	W/48-28
	NCAA FCS Quarterfinals	Eastern Illinois	W/49-39
	NCAA FCS Semifinals	Eastern Washington	W/35-31
	NCAA FCS Championship	North Dakota State	L/35-7
2018	NCAA FCS First Round	Duquesne	L/31-10

#### Villanova

Year	Game/Bowl	Opponent	Result
1936	Bacardi Bowl	Auburn	T/7-7
1947	Great Lakes Bowl	Kentucky	L/24-14
1949	Harbor Bowl	Nevada	W/27-7
1961	Sun Bowl	Wichita	W/17-9
1962	Liberty Bowl	Oregon State	L/6-0
1989	NCAA I-AA First Round	Georgia Southern	L/52-36
1991	NCAA I-AA First Round	Youngstown State	L/17-16
1992	NCAA I-AA First Round	Youngstown State	L/23-20
1996	NCAA I-AA First Round	East Tennessee State	L/35-29
1997	NCAA I-AA First Round	Colgate	W/49-28
	NCAA I-AA Quarterfinals	Youngstown State	L/37-34
2002	NCAA I-AA First Round	Furman	W/45-38
	NCAA I-AA Quarterfinals	Fordham	W/24-10
	NCAA I-AA Semifinals	McNeese State	L/39-28
2008	NCAA FCS First Round	Colgate	W/55-28
	NCAA FCS Quarterfinals	James Madison	L/31-27
2009	NCAA FCS First Round	Holy Cross	W/38-28
	NCAA FCS Quarterfinals	New Hampshire	W/46-7
	NCAA FCS Semifinals	William and Mary	W/14-13
	NCAA FCS Final	Montana	W/23-21
2010	NCAA FCS Second Round	Stephen F. Austin	W/54-24
	NCAA FCS Quarterfinals	Appalachian State	W/42-24
	NCAA FCS Semifinals	Eastern Washington	L/41-31
2012	NCAA FCS First Round	Stony Brook	L/20-10
2014	NCAA FCS Second Round	Liberty	W/29-22
	NCAA FCS Quarterfinals	Sam Houston State	L/34-31
2016	NCAA FCS First Round	Saint Francis (Pa.)	W/31-21
	NCAA FCS Second Round	South Dakota State	L/10-7
2019	NCAA FCS First Round	Southeastern Louisiana	L/45-44

#### William & Mary

Year	Game/Bowl	Opponent	Result
1947	Dixie Bowl	Arkansas	L/21-19
1948	Delta Bowl	Oklahoma A&M	W/20-0
1970	Tangerine Bowl	Toledo	L/40-12
1986	NCAA I-AA First Round	Delaware	L/51-17
1988	Ivy Bowl	Japan All-Stars	W/73-3
1989	NCAA I-AA First Round	Furman	L/24-10
1990	NCAA I-AA First Round	Massachusetts	W/38-0
	NCAA I-AA Quarterfinals	Central Florida	L/52-38
1992	Ivy Bowl	Nihon University	W/35-10
1993	NCAA I-AA First Round	McNeese State	L/34-28
1996	NCAA I-AA First Round	Jackson State	W/45-6
	NCAA I-AA Quarterfinals	Northern Iowa	L/38-35
2001	NCAA I-AA First Round	Appalachian State	L/40-27
2004	NCAA I-AA First Round	Hampton	W/42-35
	NCAA I-AA Quarterfinals	Delaware (2OT)	W/44-38
	NCAA I-AA Semifinals	James Madison	L/48-34
2009	NCAA FCS First Round	Weber State	W/38-0
	NCAA FCS Quarterfinals	Southern Illinois	W/24-3
	NCAA FCS Semifinals	Villanova	L/14-13
2010	NCAA FCS Second Round	Georgia Southern	L/31-15
2015	NCAA FCS First Round	Duquesne	W/52-49
	NCAA FCS Second Round	Richmond	L/48-13



### 2021 Team & Coach Records

#### OVERALL RECORD LAST FIVE SEASONS (2017-2021)

(All Games as CAA Football Members)

#### OVERALL RECORD LAST 10 SEASONS (2012-2021)

(All Games as CAA Football Members)

Team	Wins	Losses	Pct.	Titles	Team	Wins	Losses	Pct.	Titles
James Madison	48	8	.857	3	James Madison	93	26	.782	5
Delaware	29	18	.617	1	New Hampshire	67	41	.620	2
Villanova	24	19	.558	0	Villanova	64	40	.615	1
New Hampshire	22	20	.524	0	Richmond	63	45	.583	2
Maine	23	21	.523	1	Towson	55	45	.550	1
Stony Brook	24	22	.522	0	Delaware	55	49	.529	1
Towson	20	19	.513	0	Maine	52	49	.515	2
Elon	22	23	.489	0	Stony Brook	44	46	.489	0
Richmond	20	23	.465	0	William & Mary	45	54	.455	1
Rhode Island	17	24	.415	0	UAlbany	35	55	.389	0
UAlbany	17	27	.386	0	Elon	29	50	.367	0
William & Mary	15	25	.375	0	Rhode Island	24	74	.245	0

#### CURRENT CAA FOOTBALL COACH RECORDS

Coach, Team	COLLEGIATE OVERALL RECORD		ALL GAMES AT CAA SCHOOLS		CAA FOOTBALL GAMES ONLY	
	W-L-T	Pct.	W-L-T	Pct.	W-L-T	Pct.
Greg Gattuso, UAlbany	131-76	.633	34-44	.436	19-35	.352
Danny Rocco, Delaware	119-60	.665	72-40	.643	45-25	.643
Tony Trisciani, Elon	8-14	.364	8-14	.364	5-9	.357
Curt Cignetti, James Madison	92-29	.760	39-12	.765	23-5	.821
Nick Charlton, Maine	9-11	.450	9-11	.450	6-8	.429
Sean McDonnell, New Hampshire	157-98	.616	157-98	.616	100-67	.599
Jim Fleming, Rhode Island	42-55	.433	21-54	.280	13-40	.245
Russ Huesman, Richmond	79-60	.568	20-23	.465	13-17	.433
Chuck Priore, Stony Brook	130-89	.594	44-46	.489	29-33	.468
Rob Ambrose, Towson	70-74	.486	67-67	.500	42-47	.472
Mark Ferrante, Villanova	24-19	.558	24-19	.558	13-16	.448
Mike London, William & Mary	71-71	.500	33-15	.688	18-10	.643

#### CAA FOOTBALL ALL-TIME STANDINGS

(League games only)

Team	Wins	Losses	Ties	Pct.	Overall Titles	Shared Titles	Outright Titles	Last Title
<i>Old Dominion</i>	13	3	0	.813	0	0	0	--
James Madison	144	80	0	.643	8	4	4	2020
<i>Massachusetts</i>	236	139	4	.628	21	11	10	2007
Delaware	170	109	0	.609	10	8	2	2020
Villanova	155	108	0	.589	6	5	1	2012
<i>Connecticut</i>	158	115	10	.576	15	10	5	1989
New Hampshire	248	200	10	.552	14	5	9	2014
William & Mary	117	104	0	.529	5	4	1	2015
Richmond	133	146	0	.477	8	7	1	2015
Maine	214	240	7	.472	13	8	5	2018
Stony Brook	29	33	0	.468	0	0	0	--
<i>Boston University</i>	71	89	0	.444	6	4	2	1993
<i>Hofstra</i>	31	44	0	.413	1	1	0	2001
Towson	51	77	0	.398	2	1	1	2012
<i>Northeastern</i>	52	87	0	.374	1	1	0	2002
Elon	19	34	0	.358	0	0	0	--
Rhode Island	146	313	7	.321	7	5	2	1985
UAlbany	19	43	0	.306	0	0	0	--
<i>Vermont</i>	27	63	2	.304	0	0	0	--
<i>Georgia State</i>	1	7	0	.125	0	0	0	--

Former league members in italics

Last Back-to-Back Champion: James Madison (2019-20) - Shared with Delaware in 2020

Longest Title Streak: 5, Connecticut (1956-60)

Most Years Between Titles: 35, Rhode Island (1985-present)

Most Consecutive Overall Wins: 26, James Madison (2016-17)    Most Consecutive Conference Wins: 20, James Madison (2015-18)



### CAA Football All-Time Coaching Records

		--- OVERALL ---		-- CONFERENCE --			
	Coach	Years	Record	Pct.	Record	Pct.	
1.	Mike Houston (JMU)	2016-2018	37-6	.860	22-2	.917	1. Andy Talley (VU) .....142
2.	Biff Glassford (UNH)	1946-1948	19-5-1	.780	7-1	.875	2. Jimmy Laycock (WM) .....112
3.	Vic Fusia (UMass)	1961-1970	59-32-2	.745	41-7-1	.847	3. Sean McDonnell (UNH) .....100
4.	Curt Cignetti (JMU)	2017- Elon 2017-18 2019- James Madison	39-12 14-9 25-3	.765	23-5 10-5 13-0	.821	4. Bill Bowes (UNH) .....97
5.	Bobby Wilder (ODU)	2011-2012	21-5	.808	13-3	.813	5. Jack Cosgrove (UM) .....90
6.	David Nelson (UM)	1949-1950	7-5-2	.571	5-1-1	.786	6. Harold "Tubby" Raymond (UD) .....89
7.	Dick MacPherson (UMass)	1971-1977	45-27-1	.623	28-8-1	.770	7. Mickey Matthews (JMU) .....71
8.	Everett Withers (JMU)	2014-2016	18-7	.720	12-4	.750	8. Jim Reid (UMass, UR) .....61
	Bob Casciola (UC)	1971-1972	9-8-1	.528	7-2-1	.750	9. K.C. Keeler (UD) .....49
	Tom Lichtenberg (UM)	1989	9-3	.750	6-2	.750	10. Don Brown (NU, UMass) .....47
	Charles Studley (UMass)	1960	7-2	.778	3-1	.750	11. Danny Rocco (UD) .....45
12.	Hal Kopp (URI)	1950, 52-55	28-11-2	.718	15-5-1	.738	12. Rob Ambrose (TU) .....42
13.	Bob Pickett (UMass)	1978-1983	36-28	.563	22-8	.733	Tom Jackson (UC) .....42
14.	John Toner (UC)	1966-1970	20-24-3	.457	17-6-2	.720	14. Hal Westerman (UM) .....41
15.	Harold "Tubby" Raymond (UD)	1966-2001	300-119-3	.714	89-38	.701	Vic Fusia (UMass) .....41
16.	Mark Whipple (UMass)	1998-2003	49-26	.653	35-16	.686	16. Bob Griffin (URI) .....37
	Tim Murphy (UM)	1987-1988	15-8	.652	10-5	.667	17. Mark Whipple (UMass) .....35
18.	Rick Taylor (BU)	1977-1984	55-32-1	.631	26-14	.650	18. Chuck Priore (SBU) .....29
	Thomas Eck (UMass)	1945, 47-51	17-23-4	.432	6-3-1	.650	Bob Ingalls (UC) .....29
20.	Mike London (WM)	2008-09, 2019- Richmond	33-15 24-5	.688	18-10 13-3	.643	20. Dick MacPherson (UMass) .....28
	William & Mary	2019- Richmond	9-10 72-40	.643	45-25 26-14	.643	21. Rick Taylor (BU) .....26
	Danny Rocco (UD)	2012-2016 Richmond	43-22 29-18		19-11 29-16-3	.635	22. Chief Boston (UNH) .....25
22.	Bob Ingalls (UC)	1952-1963	49-54-3	.476	29-16-3	.635	23. Dan Allen (BU) .....24
23.	Don Brown (NU, UMass)	2000-03, 04-08 Northwestern Massachusetts	70-39 27-20 42-19	.642	47-28 18-17 29-11	.627	24. Curt Cignetti (JMU) .....23
24.	Ricky Santos (UNH)	2019- Massachusetts	6-5	.545	5-3	.625	26. Mike Hodges (UMass) .....23
	Joe Harasymiak (UM)	2016-2018	20-15	.571	15-9	.625	27. Skip Holtz (UC) .....22
	Rip Scherer (JMU)	1991-1994	29-19	.604	10-6	.625	28. Bob Pickett (UMass) .....22
27.	Larry Naviaux (UC)	1973-1976	18-24-1	.430	13-8-1	.614	29. Joe Gardi (HOF) .....21
28.	J.O. Christian (UC)	1934-1949	66-51-4	.562	5-3-1	.611	30. Tim Stowers (URI) .....20
29.	Andy Talley (VU)	1985-2016	230-136-1	.628	142-93	.604	31. Greg Gattuso (UA) .....19
30.	Hal Westerman (UM)	1951-1966	80-38-7	.668	41-26-5	.604	Dave Clawson (UR) .....19
31.	Sean McDonnell (UNH)	1999- 2004-2007	157-98 29-20	.616	100-67 19-13	.599	33. Mike London (WM) .....18
32.	Dave Clawson (UR)	1999-13	109-71	.606	71-52	.577	Barry Gallup (NU) .....18
33.	Mickey Matthews (JMU)	1972-1998	175-106-5	.621	97-74-2	.567	35. Floyd Keith (URI) .....17
34.	Bill Bowes (UNH)	1964-1965	7-10-1	.417	4-3-1	.563	John Toner (UC) .....17
35.	Rick Forzano (UC)	1994-1998	34-23	.597	22-18	.550	37. Rocky Hager (NU) .....16
36.	Skip Holtz (UC)	1968-1971	18-14-1	.561	11-9	.550	Alex Wood (JMU) .....16
	Tom Jackson (UC)	1983-1993	62-57	.521	42-35	.545	39. Joe Harasymiak (UM) .....15
39.	K.C. Keeler (UD)	2002-2012	86-52	.623	49-41	.544	Walter Abbott (UM) .....15
40.	Jimmye Laycock (WM)	1980- Massachusetts	249-195-2 84-82-3	.561 .506	112-97 61-60	.536 .505	Bob Clifford (VER) .....15
41.	Jim Reid (UMass, UR)	1986-1991 Richmond	36-29-2 48-53-1		26-20 35-40		Hal Kopp (URI) .....15
42.	Latrell Scott (UR)	2010	6-5	.545	4-4	.500	Walt Nadzak (UC) .....14
	Dan Allen (BU)	1990-1995	36-33	.522	24-24	.500	44. Mark Ferrante (VU) .....13
	Alex Wood (JMU)	1995-1998	23-22	.511	16-16	.500	Jim Fleming (URI) .....13
	Dal Shealy (UR)	1980-1988	43-57	.430	16-16	.500	Russ Huesman (UR) .....13
	Bob Stull (UMass)	1984-1985	10-12	.455	5-5	.500	Bobby Wilder (ODU) .....13
48.	George Allen (UM)	1941, 46-48	16-11-2	.586	4-4	.500	Jack Gregory (URI) .....13
	Joe Gardi (HOF)	2001-2005	119-62-2	.656	24-24	.500	Larry Naviaux (UC) .....13
	Walt Nadzak (UC)	1977-1982	24-39-2	.385	16-16	.500	50. Jim Marshall (UR) .....12
50.	Jack Cosgrove (UM)	1993-2016	129-135	.489	11-11	.500	Everett Withers (JMU) .....12
51.	Mike Hodges (UMass)	1992-1997	35-30	.538	5-5	.500	Dave Brock (UD) .....11
52.	Rob Ambrose (TU)	2009- Richmond	67-67 44-46	.500 .489	3-3 21-22	.488	52. Dave Cohen (UD) .....11
53.	Chuck Priore (SBU)	2013- Richmond	67-67 24-19	.500 .558	11-11 13-16	.488 .448	Jim Root (UNH) .....11
54.	Mark Ferrante (VU)	1917- Richmond	24-19 8-14	.558 .364	3-3 7-9	.488 .438	Dal Shealy (UR) .....11
55.	Chris Palmer (BU)	1988-1989	8-14	.364	21-22	.488	Dave Cohen (HOF) .....11
56.	Russ Huesman (UR)	2017- Richmond	20-23 60-57-10	.465 .512	14-15-1 30-9-7	.483 .481	Kevin Morris (UMass) .....10
	Chief Boston (UNH)	1949-1964	60-57-10	.512	14-15-1	.483	Tim Murphy (UM) .....10
58.	Bob Clifford (VER)	1962-1969	37-29-1	.560	10-14	.479	Rip Scherer (JMU) .....10
59.	Nick Charlton (UM)	2019- Richmond	9-11 22-33-2	.450 .404	42-47 29-33	.472 .468	Jack Zilly (URI) .....10
60.	Jack Gregory (URI)	1970-1975	22-33-2	.404	13-18-1	.422	Gordy Combs (TU) .....9
61.	Kevin Morris (UMass)	2009-2011	16-17	.485	10-14	.417	Joe Trainer (URI) .....8
63.	Buddy Teevens (UM)	1985-1986	13-9	.591	25-34-8	.433	Kirk Ferentz (UM) .....8
64.	Herb Maack (URI)	1956-1960	17-22-2	.439	15-20-1	.431	Herb Maack (URI) .....8
65.	Dave Brock (UD)	2013-2016	19-22	.463	6-8	.429	Charlie O' Rourke (UMass) .....8
66.	Dennis Dottin-Carter (UD)	2016	2-3	.400	13-18-1	.422	Bob Casciola (UC) .....7
67.	Randy Edsall (UC)	1999	4-7	.364	10-14	.417	Biff Glassford (UNH) .....7
68.	Tony Trisciani (EU)	2019- Richmond	8-14 79-107-1	.364 .425	5-7	.417	Paul Kemp (BU) .....7
69.	Bob Griffin (URI)	1976-1992	34-44 39-44	.436 .436	8-12-2	.409	Chris Palmer (BU) .....7
70.	Greg Gattuso (UA)	2014- Richmond	34-44 20-47	.436 .299	11-16 2-3	.407 .400	69. Nick Charlton (UM) .....6
	Rocky Hager (NU)	2004-2009	20-47	.299	2-3	.400	Thomas Eck (UMass) .....6
	Kirk Ferentz (UM)	1990-1992	12-21	.363	3-5	.375	Tom Lichtenberg (UM) .....6
	Paul Kemp (BU)	1973-1976	16-24-1	.402	5-9	.357	Ron Rogerson (UM) .....6
	Arthur Valpey (UC)	1950-1951	7-9	.438	37-67	.356	Steve Stetson (BU) .....6
74.	Barry Gallup (NU)	1991-1999	38-60-1	.389	19-35	.352	74. Tony Trisciani (EU) .....5
75.	Walter Abbott (UM)	1967-1975	27-53	.338	16-32	.333	Ricky Santos (UNH) .....5
76.	Steve Stetson (BU)	1985-1987	10-23	.303	8-16	.333	J.O. Christian (UC) .....5
77.	Jack Zilly (URI)	1963-1969	21-41-2	.344	7-14	.333	Carl Falivene (VER) .....5
78.	Dave Cohen (HOF)	2006-2009	18-27	.400	2-4	.333	David Nelson (UM) .....5
79.	Floyd Keith (URI)	1993-1999	23-53	.303	6-13	.316	Bob Stull (UMass) .....5
	Ron Rogerson (UM)	1981-1984	19-23-1	.454	10-23-2	.314	Buddy Teevens (UM) .....5
	Joe Yukica (UNH)	1966-1967	7-9	.438	17-39	.304	81. Jack Bicknell (UM) .....4
82.	Tim Stowers (URI)	2000-2007	33-57	.367	6-14	.300	Rick Forzano (UC) .....4
83.	Carl Falivene (VER)	1972-1974	11-17	.393	3-7	.300	Latrell Scott (UR) .....4
84.	John C. Evans (VER)	1947-1951	15-21-2	.421	6-14	.300	Rich Skrosky (EU) .....4
85.	Charlie O' Rourke (UMass)	1952-1959	21-39-4	.359	3-7	.300	George Allen (UM) .....3
	Jim Marshall (UR)	1989-1994	19-47	.288	20-47	.299	Randy Edsall (UC) .....3
	John Chironna (URI)	1961-1962	4-11-3	.306	5-12	.294	John C. Evans (VER) .....3
	Ed Doherty (URI)	1951	3-5	.375	3-8-1	.292	Charles Studley (UMass) .....3
89.	Jim Fleming (URI)	2014- Richmond	21-54 22-34	.280 .393	8-21-1	.283	Joe Yukica (UNH) .....3
90.	Gordy Combs (TU)	2004-2008	22-34	.393	12-36	.250	John Chironna (URI) .....2
91.	Joe Trainer (URI)	2009-13	12-44	.214	2-7-1	.250	Ed Donnelly (VER) .....2
	Joe Scannella (VER)	1970-1971	2-16	.111	1-3	.250	Dennis Dottin-Carter (UD) .....2
93.	Jack Bicknell (UM)	1976-1980	18-35-1	.343	9-31	.225	Joe Scannella (VER) .....2
94.	Rich Skrosky (EU)	2014-2016	7-27	.206	8-32	.200	Arthur Valpey (UC) .....2
95.	Bill Curry (GSU)	2012	1-10	.091	2-8	.200	Bill Curry (GSU) .....1
	Darren Rizzi (URI)	2008	3-9	.250	4-20-1	.180	Darren Rizzi (URI) .....1
97.	Ed Donnelly (VER)	1952-1961	25-40-5	.393	4-20	.167	Bill Beck (URI) .....1
98.	Bill Beck (URI)	1941, 46-49	12-22-2	.361	1-7	.125	Ed Doherty (URI) .....1
99.	Tom Masella (BU)	1996-1997	2-20	.091	1-7	.125	Tom Masella (BU) .....1
100.	Bob Ford (UA)	2013	1-11	.083	2-15	.118	Wayne Lineburg (UR) .....0
	Wayne Lineburg (UR)	2011	3-8	.273	1-11	.083	Bob Ford (UA) .....0
	Andy Mooradian (UNH)	1965	0-8	.000	0-8	.000	Wayne Lineburg (UR) .....0
					0-5	.000	Andy Mooradian (UNH) .....0

CAA Football All-Time Conference Wins



### All-Time Passing Records

#### Pass Completions - Career

Comp.	Name	School	Years
1,122	Ricky Santos	New Hampshire	2004-07
1,044	Sean Schaefer	Towson	2005-08
868	Chris Boden	Villanova	1996-99
833	Brett Gordon	Villanova	1999-02
830	Liam Coen	Massachusetts	2005-08
803	Matt DeGennaro	Connecticut	1987-1990
784	Eric Ward	Richmond	2006-09
758	Kyle Lauletta	Richmond	2013-17
755	Ron Whitcomb	Maine	2003-06
698	Michael Strauss	Richmond	2012-14

#### Passing Touchdowns - Career

TD	Name	School	Years
123	Ricky Santos	New Hampshire	2004-07
99	Chris Boden	Villanova	1996-99
90	Liam Coen	Massachusetts	2005-08
83	Brett Gordon	Villanova	1999-2002
78	Tom Ehrhardt	Rhode Island	1984-85
76	Sean Schaefer	Towson	2005-08
73	Dave Corley, Jr.	William & Mary	1999-2002
73	Matt DeGennaro	Connecticut	1987-90
73	Kyle Lauletta	Richmond	2013-17
73	Shane Stafford	Connecticut	1995-98

#### Yards Gained - Career

Yards	Name	School	Years
13,212	Ricky Santos	New Hampshire	2004-07
11,644	Sean Schaefer	Towson	2005-08
11,031	Liam Coen	Massachusetts	2005-08
10,465	Kyle Lauletta	Richmond	2013-17
10,166	Chris Boden	Villanova	1996-99
9,805	Dave Corley, Jr.	William & Mary	1999-2002
9,639	Brett Gordon	Villanova	1999-2002
9,288	Matt DeGennaro	Connecticut	1987-90
8,969	Eric Ward	Richmond	2006-09
8,845	Mike Buck	Maine	1986-89

#### Yards Gained - Game

Yards	Name (School)	Opponent	Date
730	Taylor Heinicke (ODU)	New Hampshire	9/22/12
566	Tom Ehrhardt (URI)	Connecticut	11/16/85
560	Bobby Seck (HOF)	Rhode Island	9/25/04
556	Matt Nagy (UD)	Connecticut	11/7/98
546	Kyle Lauletta (UR)	Sam Houston St.	9/1/17
543	Michael Strauss (UR)	Delaware	11/16/13
538	Ricky Santos (UNH)	Villanova	10/2/04
530	Taylor Heinicke (ODU)	Duquesne	9/1/12
522	Mickey Fein (UM)	Connecticut	10/11/97
520	Tom Ehrhardt (URI)	Lehigh	10/12/85

Senior Record: 566 .....Tom Ehrhardt (URI) vs. Connecticut (11/16/85)

Junior Record: 560.....Bobby Seck (HOF) vs. Rhode Island (9/25/04)

Sophomore Record: 730 Taylor Heinicke (ODU) vs. New Hampshire (9/22/12)

Freshman Record: 538.....Ricky Santos (UNH) vs. Villanova (10/2/04)

#### Average Yards Gained - Season

Avg.	Name (School)	Cl.	Gms.	Yards	Year
393.8	Taylor Heinicke (ODU)	So.	13	5,120	2012
346.8	Tom Ehrhardt (URI)	Sr.	13	4,508	1985
339.7	Kyle Lauletta (UR)	Sr.	11	3,737	2017
317.3	Michael Strauss (UR)	Jr.	12	3,808	2013
303.3	Sean Schaefer (TU)	So.	10	3,033	2006
302.0	Anton Clarkson (HOF)	Jr.	10	3,020	2005
299.7	Robert Dougherty (BU)	Sr.	12	3,596	1994
297.7	Tom Ehrhardt (URI)	Jr.	13	3,870	1984
297.3	Rocky Butler (HOF)	Sr.	12	3,568	2001
292.1	Ricky Santos (UNH)	So.	13	3,797	2005

Senior Record: 346.8 ..... Tom Ehrhardt (URI), 1985

Junior Record: 317.3..... Michael Strauss (UR), 2013

Sophomore Record: 393.8..... Taylor Heinicke (ODU), 2012

Freshman Record: 255.2.....Ricky Santos (UNH), 2004

### INDIVIDUAL RECORDS

#### Most Pass Attempts - Game

79... Taylor Heinicke (ODU) vs. New Hampshire, 9/22/12

#### Most Pass Completions - Game

55... Taylor Heinicke (ODU) vs. New Hampshire, 9/22/12

#### Most Pass Completions - Season

398..... Taylor Heinicke (ODU), 2012

#### Most Completions Per Game - Season

30.6..... Taylor Heinicke (ODU), 2012

#### Most Pass Attempts - Season

645..... Tom Ehrhardt (URI), 1985

#### Most Pass Attempts - Career

1,636..... Ricky Santos (UNH), 2004-07

#### Most Touchdown Passes - Game

8..... Bobby Seck (HOF) vs. Rhode Island, 9/25/04

8..... Tom Ehrhardt (URI) vs. Connecticut, 11/16/85

#### Most Touchdown Passes - Season

44..... Taylor Heinicke (ODU), 2012

#### Most Interceptions Thrown - Game

6..... Six times

...Last by Jake Phillips (WM) vs. Richmond, 11/22/08

#### Most Interceptions Thrown - Season

27..... Tom Ehrhardt (URI), 1985

#### Most Interceptions Thrown - Career

59..... Sean Schaefer (TU), 2005-08

#### Longest Pass

98..... R.J. Archer to Cameron Dohse (WM) vs. Villanova, 12/11/09

98..... Steve Monaco to Emerson Foster (URI) vs. Holy Cross, 9/3/88

### TEAM RECORDS

#### Most Passing Attempts - Game

90..... Rhode Island vs. Furman, 12/7/85

#### Most Passing Attempts - Season

761..... Rhode Island, 1985 (13 Games)

#### Most Pass Completions - Game

55..... Old Dominion vs. New Hampshire, 9/22/12

#### Most Pass Completions - Season

419..... Rhode Island, 1985 (13 Games)

#### Highest Completion Percentage - Season

73.2..... New Hampshire, 2007 (12 Games)

#### Most Passing Yards - Game

730..... Old Dominion vs. New Hampshire, 9/22/12

#### Most Passing Yards - Season

5,321..... Rhode Island, 1985 (13 Games)

#### Most Touchdown Passes - Game

8..... Twice, Last by Hofstra vs. Rhode Island, 9/25/04

#### Most Touchdown Passes - Season

47..... Rhode Island, 1985 (13 Games)

#### Most First Downs Passing - Game

37..... Old Dominion vs. New Hampshire, 9/22/12

#### Most First Downs Passing - Season

256..... Rhode Island, 1985 (13 Games)

### Annual Passing Leaders

Year	Name (Team)	Completions
1978	Steve Tosches (URI)	114
1979	Mike McEvilly (UM)	107
1980	Ken Sweitzer (UC)	127
1981	Ken Sweitzer (UC)	145
1982	Rich LaBonte (UM)	112
1983	Dave Weinke (URI)	150
1984	Tom Ehrhardt (URI)	308
1985	Tom Ehrhardt (URI)	283
1986	Peter Lane (UC)	187
1987	Mike Buck (UM)	232

#### Passing Efficiency

(since ratings system - 1988)

Year	Name (Team)	Rating
1988	Matt DeGennaro (UC)	126.4
1989	Mike Buck (UM)	159.6
1990	Matt Griffin (UNH)	125.8
1991	Tom Colombo (VU)	133.0
1992	Greg Lilly (UR)	157.0
1993	Shawn Knight (WM)	204.6
1994	Shawn Knight (WM)	151.3
1995	Leo Hamlett (UD)	165.4
1996	Mike Cook (WM)	142.5
1997	Chris Boden (VU)	174.0
1998	Matt Nagy (UD)	157.0
1999	Dave Corley, Jr. (WM)	141.3
2000	Brett Gordon (VU)	153.5
2001	Rocky Butler (HOF)	166.2
2002	Dave Corley, Jr. (WM)	144.6
	Brett Gordon (VU)	144.6
2003	Lang Campbell (WM)	152.1
2004	Lang Campbell (WM)	158.7
2005	Ricky Santos (UNH)	170.3
2006	Justin Rascati (JMU)	164.0
2007	Ricky Santos (UNH)	163.1
2008	Rodney Landers (JMU)	170.7
2009	Chris Whitney (VU)	151.6
2010	Pat Devlin (UD)	151.6
2011	Grant Enders (TU)	153.7
2012	Taylor Heinicke (ODU)	162.6
2013	Trent Hurley (UD)	155.2
2014	John Robertson (VU)	181.3
2015	Kyle Lauletta (UR)	147.3
2016	Bryan Schor (JMU)	186.2
2017	Kyle Lauletta (UR)	153.2
2018	Tom Flacco (TU)	139.5
2019	Ben DiNucci (JMU)	169.5
2020	Cole Johnson (JMU)	161.7

Active players in italics



### All-Time Rushing Records

#### Yards Gained - Career

Yards	Name	School	Years
6,250	Marcel Shipp	Massachusetts	1997-2000
6,193	Jerry Azumah	New Hampshire	1995-98
5,332	Steve Baylark	Massachusetts	2003-06
4,849	Terrance West	Towson	2011-13
4,624	Rene Ingoglia	Massachusetts	1992-95
4,587	Daryl Brown	Delaware	1991-94
4,541	Jonathan Grimes	William & Mary	2008-11
4,499	Brian Westbrook	Villanova	1997-2001
4,459	Andrew Pierce	Delaware	2010-13
4,436	Paul Lewis	Boston University	1981-84

#### Average Yards Gained - Season (Minimum 1,000 Yards)

Avg.	Name (School)	Cl.	Gms.	Yards	Year
199.6	Jerry Azumah (UNH)	Sr.	11	2,195	1998
181.6	Marcel Shipp (UMass)	So.	14	2,542	1998
159.6	L.J. McKanas (NU)	Sr.	11	1,756	2001
157.1	Carl Smith (UM)	So.	12	1,885	1989
156.8	Terrance West (TU)	Jr.	16	2,509	2013
148.6	Pat Abbruzzi (URI)	So.	8	1,189	1952
148.3	Garry Pearson (UMass)	Sr.	11	1,631	1982
147.5	Lorenzo Bouier (UM)	Sr.	11	1,622	1982
145.7	Brian Westbrook (VU)	Sr.	11	1,603	2001
144.1	Jerry Azumah (UNH)	Jr.	11	1,585	1997

Senior Record: 199.6 .....Jerry Azumah (UNH), 1998  
 Junior Record: 156.8.....Terrance West (TU), 2013  
 Sophomore Record: 181.6.....Marcel Shipp (UMass), 1998  
 Freshman Record: 138.1.....Jerry Azumah (UNH), 1995

#### Yards Gained - Game

Yards	Name (School)	Opponent	Date
354	Terrance West (Towson)	Eastern Illinois	12/13/13
337	Frank Alessio (UMass)	Boston Univ.	11/11/95
329	Jerry Azumah (UNH)	Hofstra	11/7/98
313	Rene Ingoglia (UMass)	Rhode Island	10/1/94
306	Pat Abbruzzi (URI)	New Hampshire	10/4/52
302	Lorenzo Bouier (UM)	Northeastern	11/1/80
300	Jerry Azumah (UNH)	Boston Univ.	11/15/97
298	Elijah Ibitokun-Hanks (UA)	New Hampshire	11/12/16
295	Tim Hightower (UR)	Bucknell	9/22/07
294	Malcolm Summers (EU)	Richmond	9/23/17
288	Omar Cuff (UD)	Delaware State	11/23/07
288	Garry Pearson (UMass)	American Int'l	11/20/82

Senior Record: 329 .....Jerry Azumah (UNH) vs. Hofstra (11/7/98)  
 Junior Record: 354. Terrance West (Towson) vs. Eastern Illinois (12/13/13)  
 Sophomore Record: 306.....Pat Abbruzzi (URI) vs. UNH (10/4/52)  
 Freshman Record: 264.....Jerry Azumah (UNH) vs. Villanova (11/11/95)

#### Total Carries - Career

Att.	Name	School	Years
1,215	Marcel Shipp	Massachusetts	1997-2000
1,104	Steve Baylark	Massachusetts	2003-06
1,045	Jerry Azumah	New Hampshire	1995-98
972	Paul Lewis	Boston University	1981-84
936	Jonathan Grimes	William & Mary	2008-11
930	Andrew Pierce	Delaware	2010-13
925	Omar Cuff	Delaware	2004-07
905	Rene Ingoglia	Massachusetts	1992-95
879	Lorenzo Bouier	Maine	1979-82
819	Maurice Murray	Northeastern	2004-07

#### Rushing Touchdowns - Career

TD	Name	School	Years
84	Terrance West	Towson	2011-13
65	Omar Cuff	Delaware	2004-07
60	Jerry Azumah	New Hampshire	1995-98
60	Marcel Shipp	Massachusetts	1997-2000
55	Paul Lewis	Boston University	1981-84
54	Rene Ingoglia	Massachusetts	1992-95
54	Brian Westbrook	Villanova	1997-2001
49	Bill Burnham	New Hampshire	1974-77
48	John Robertson	Villanova	2011-15
47	Daryl Brown	Delaware	1991-94

### INDIVIDUAL RECORDS

#### Most Rushing Attempts - Game

55..... Maurice Murray (NU) vs. New Hampshire, 11/3/07

#### Most Rushing Attempts - Season

428..... Marcel Shipp (UMass), 1998 (14 games)

#### Average Rushes Per Game - Season

31.7 (349) ..... Lorenzo Bouier (UM), 1980

#### Most Rushing Touchdowns - Game

6..... Omar Cuff (UD) vs. William & Mary, 8/30/07

#### Most Rushing Touchdowns - Season

41..... Terrance West (TU), 2013 (16 games)

#### Average Rushing Touchdowns Per Game - Season

2.6 (41) .....Terrance West (TU), 2013  
 2.6 (29) .....Terrance West (TU), 2011

#### Longest Rush - Game

99... Pat Abbruzzi (URI) vs. New Hampshire, 10/4/52  
 99.....Gerry White (UC) vs. Rhode Island, 11/12/60

### TEAM RECORDS

#### Most Rushing Attempts - Game

84.....Maine vs. Bowdoin, 11/6/54

#### Most Rushing Attempts - Season

778.....Richmond, 2000 (13 games)

#### Most Rushing Yards - Game

593.....Northeastern vs. Stonehill, 8/30/03

#### Most Rushing Yards - Season

4,009..... Rhode Island, 2003 (12 games)

#### Most Rushing Yards Per Game - Season

334.1..... Rhode Island, 2003 (12 games)

#### Most Rushing Touchdowns - Game

10..... James Madison vs. Morehead State, 9/3/16

#### Most Rushing Touchdowns - Season

55.....Towson, 2013 (16 games)

#### Most First Downs Rushing - Game

27..... James Madison vs. Morehead State, 9/3/16  
 27..... Connecticut vs. Rhode Island, 11/15/58

#### Most First Downs Rushing - Season

219.....James Madison, 2017 (16 games)

### Annual Rushing Leaders

Year	Name (Team)	Average	Yards
1978	Mal Najarian (BU)	143.0	1,001
1979	Mal Najarian (BU)	114.0	1,137
1980	Lorenzo Bouier (UM)	147.5	1,622
1981	Gregg Drew (BU)	125.0	1,250
1982	Garry Pearson (UMass)	148.3	1,631
1983	Paul Lewis (BU)	133.6	1,603
1984	Andre Garron (UNH)	143.4	1,004
1985	Andre Garron (UNH)	111.0	888
1986	Randy Pettus (BU)	87.4	874
1987	Erwin Matthews (UR)	110.6	1,327
1988	George Boothe (UC)	91.1	1,002
1989	Carl Smith (UM)	152.7	1,680
1990	Barry Bourassa (UNH)	106.3	957
1991	Jerome Bledsoe (UMass)	140.3	1,545
1992	Uly Scott (UR)	119.8	1,318
1993	Rene Ingoglia (UMass)	116.8	1,285
1994	Rene Ingoglia (UMass)	136.8	1,505
1995	Frank Alessio (UMass)	116.0	1,276
1996	Jerry Azumah (UNH)	118.9	1,308
1997	Jerry Azumah (UNH)	143.3	1,576
1998	Jerry Azumah (UNH)	199.6	2,195
1999	Curtis Keaton (JMU)	142.9	1,715
2000	Brian Westbrook (VU)	110.9	1,220
2001	L. J. McKanas (NU)	159.6	1,756
2002	Marcus Williams (UM)	100.4	1,406
2003	Germaine Bennett (UD)	101.6	1,625
2004	Steve Baylark (UMass)	103.5	1,138
2005	Joe Casey (URI)	113.2	1,245
2006	Steve Baylark (UMass)	130.7	1,960
2007	Tim Hightower (UR)	137.4	1,924
2008	Rodney Landers (JMU)	126.4	1,770
2009	Jonathan Grimes (WM)	92.4	1,294
2010	Andrew Pierce (UD)	110.3	1,655
2011	Jonathan Grimes (WM)	130.1	1,431
2012	Terrance West (TU)	104.6	1,046
2013	Terrance West (TU)	156.8	2,509
2014	Mikal Abdul-Saboor (WM)	115.1	1,266
2015	Jacobi Green (UR)	113.9	1,595
2016	Elijah Ibitokun-Hanks (UA)	126.2	1,388
2017	Josh Mack (UM)	133.5	1,335
2018	Donald Liotine (SBU)	95.7	1,148
2019	Karl Mofor (UA)	92.1	1,290
2020	Percy Agyei-Obese (JMU)	102.4	717

Active players in italics



### All-Time Receiving Records

#### Yards Gained - Career

Yards	Name	School	Years
4,655	David Ball	New Hampshire	2003-06
4,328	R.J. Harris	New Hampshire	2010-14
4,203	Brian Brown	Richmond	2013-16
4,168	Rich Musinski	William & Mary	2000-03
3,944	Brian Forster	Rhode Island	1983-87
3,872	Brian Finneran	Villanova	1994-97
3,737	Eddie Conti	Delaware	1994-98
3,579	Bill Brooks	Boston University	1982-85
3,535	Mark Didio	Connecticut	1988-91
3,460	Aaron Parker	Rhode Island	2016-19

#### Average Yards Gained - Season

(Minimum 1,000 Yards)

Avg.	Name (School)	Cl.	Gms.	Yards	Year
155.6	Eddie Conti (UD)	Sr.	11	1,712	1998
139.9	Brian Forster (URI)	Jr.	13	1,819	1985
125.3	David Ball (UNH)	So.	12	1,504	2004
123.1	Mark Didio (UC)	Sr.	11	1,354	1991
119.3	David Ball (UNH)	Jr.	13	1,551	2005
116.1	Rich Musinski (WM)	Jr.	12	1,393	2001
113.2	Dominique Thompson (WM)	Sr.	14	1,585	2004
112.8	Kahmal Roy (HOF)	Sr.	12	1,354	2001
111.5	Brian Brown (UR)	Jr.	13	1,450	2015
110.8	R.J. Harris (UNH)	Sr.	14	1,551	2014

Senior Record: 155.6 ..... Eddie Conti (UD), 1998  
 Junior Record: 139.9 ..... Brian Forster (URI), 1985  
 Sophomore Record: 125.3 ..... David Ball (UNH), 2004  
 Freshman Record: 85.3 ..... Charles Sullivan (HOF), 2004

#### Yards Gained - Game

Yards	Name (School)	Opponent	Date
354	Eddie Conti (UD)	Connecticut	11/7/98
327	Brian Forster (URI)	Brown	9/28/85
299	Brian Forster (URI)	Lehigh	10/12/85
284	David Ball (UNH)	Villanova	10/2/04
275	Shawn Leonard (URI)	New Hampshire	11/7/09
271	Nick Mayers (ODU)	New Hampshire	9/22/12
267	Marques Colston (HOF)	Liberty	11/22/03
262	Victor Cruz (UMass)	James Madison	9/13/08
252	Brian Forster (URI)	Richmond	12/1/84
248	Carnell Henderson (BU)	Rhode Island	10/8/94

Senior Record: 354 . Eddie Conti (UD) vs. Connecticut (11/7/98)  
 Junior Record: 327... Brian Forster (URI) vs. Brown (9/28/85)  
 Soph Rec: 284 David Ball (UNH) vs. Villanova (10/2/04)  
 Freshman Rec: 213 Charles Sullivan (HOF) vs. URI (9/25/04)

#### Pass Receptions - Career

Rec.	Name	School	Years
310	R.J. Harris	New Hampshire	2010-14
304	David Ball	New Hampshire	2003-06
284	Brian Forster	Rhode Island	1983-87
265	Brian Finneran	Villanova	1994-97
247	Brian Brown	Richmond	2013-16
243	Tre Gray	Richmond	2008-11
239	Mark Didio	Connecticut	1988-91
238	Charles Sullivan	Hofstra	2004-07
236	Murle Sango	Villanova	1998-2001
231	Neil O'Connor	New Hampshire	2015-18

#### Average Pass Receptions - Season

Avg.	Name (School)	Cl.	Gms.	Rec.	Year
9.85	Brian Forster (URI)	Jr.	13	128	1985
8.91	Murle Sango (VU)	So.	11	98	1999
8.64	Tre Gray (UR)	Sr.	11	95	2011
8.27	Eddie Conti (UD)	Sr.	11	91	1998
8.22	Ben Edwards (UR)	Sr.	9	74	2013
8.09	Brian Westbrook (VU)	So.	11	89	1998
8.00	Mark Didio (UC)	Sr.	11	88	1991
8.00	Rameek Wright (UM)	Sr.	11	88	1997
7.82	Charles Sullivan (HOF)	Sr.	11	86	2007
7.69	Brian Forster (URI)	So.	13	100	1984

Senior Record: 8.64 ..... Tre Gray (UR), 2011  
 Junior Record: 9.85 ..... Brian Forster (URI), 1985  
 Sophomore Record: 8.91 ..... Murle Sango (VU), 1999  
 Freshman Record: 6.18 ..... Charles Sullivan (HOF), 2004

#### Pass Receptions - Game

Rec.	Name (School)	Opponent	Date
18	Landis Williams (UM)	Rhode Island	11/14/09
18	Brian Forster (URI)	Brown	9/28/85
18	Brian Forster (URI)	Richmond	12/1/84
17	Arel Gordon (UM)	New Hampshire	11/18/06
17	Rameek Wright (UM)	Buffalo	11/16/96
17	Brian Forster (URI)	Lehigh	10/12/85
16	Tre Gray (UR)	New Hampshire	9/24/11
16	David Boler (UD)	Navy	10/30/04
16	Justin Long (UD)	Maine	10/2/04
16	Brian Finneran (VU)	Youngstown St.	12/16/97
16	Brian Finneran (VU)	Connecticut	10/5/96

Senior Record: 18 .... Landis Williams (UM) vs. Rhode Island (11/14/09)  
 Junior Record: 18 ... Brian Forster (URI) vs. Brown (9/28/85)  
 Sophomore Record: 18 ..... Brian Forster (URI) vs. Richmond (12/1/84)  
 Freshman Record: 14 ..... John Perry (UNH) vs. Richmond (10/21/89)

#### Receiving Touchdowns - Career

TD	Name	School	Years
58	David Ball	New Hampshire	2003-06
41	Dave Klemic	Northeastern	1997-2000
38	Dameon Reilly	Rhode Island	1983-85
36	R.J. Harris	New Hampshire	2010-14
34	Cory Parks	Northeastern	2002-05
34	Brian Finneran	Villanova	1994-97
32	Bill Brooks	Boston University	1982-85
32	Brian Forster	Rhode Island	1983-87
32	Adrian Zullo	Massachusetts	1998-2002
31	Rich Musinski	William & Mary	2000-03
31	Eddie Conti	Delaware	1994-98

#### Consecutive Games With A Reception

45 ..... Marcus Lee (TU), 2005-2008

#### Receiving Touchdowns - Season

TD	Name (School)	Cl.	Gms.	Year
24	David Ball (UNH)	Jr.	13	2005

#### Receiving Touchdowns - Game

Rec.	Name (School)	Opponent	Date
5	Shane Leatherbury (TU)	Bucknell	10/19/19
5	Andrae Brown (TU)	Northeastern	9/24/05

#### Annual Receptions Leaders

Year	Name (Team)	Rec.	Yards
1978	Dave Loehle (UNH)	37	514
1979	Kevin O'Connor (UM)	33	518
1980	Reggie Eccleston (UC)	50	1,081
1981	Keith Hugger (UC)	57	1,145
1982	Tom Mut (URI)	45	803
1983	Bill Brooks (BU)	56	891
1984	Brian Forster (URI)	100	1,357
1985	Brian Forster (URI)	115	1,617
1986	Dennis Gadbois (BU)	70	1,095
1987	Curtis Olds (UNH)	61	807
1988	Glenn Antrum (UC)	77	1,130
1989	Darren Altieri (BU)	75	868
1990	Mark Didio (UC)	78	1,153
1991	Mark Didio (UC)	88	1,354
1992	Darren Rizzi (URI)	74	1,103
1993	David Gamble (UNH)	67	1,138
1994	Cy Butler (URI)	73	808
1995	Ed Mantie (BU)	81	943
1996	Brian Finneran (VU)	81	1,207
1997	Rameek Wright (UM)	88	1,169
1998	Eddie Conti (UD)	91	1,712
1999	Murle Sango (VU)	98	1,064
2000	Dwayne Wilmot (UM)	67	995
2001	Stefan Gomes (UM)	81	1,069
2002	Brian White (VU)	72	805
2003	Rich Musinski (WM)	63	888
2004	David Ball (UNH)	86	1,504
2005	David Ball (UNH)	87	1,551
2006	David Ball (UNH)	93	1,114
2007	Charles Sullivan (HOF)	86	991
2008	Victor Cruz (UMass)	71	1,064
2009	Landis Williams (UM)	71	798
2010	Terrance Fox (UNH)	80	821
2011	Tre Gray (UR)	95	1,187
2012	Nick Mayers (ODU)	79	1,233
2013	Stephen Barnette (UR)	76	1,189
2014	R.J. Harris (UNH)	100	1,551
2015	Brian Brown (UR)	76	1,450
2016	Brian Brown (UR)	81	1,482
2017	Neil O'Connor (UNH)	97	1,396
2018	Neil O'Connor (UNH)	71	814
2019	Juwan Green (UA)	83	1,386
2020	Gene Coleman II (UD)	44	433

Active players in italics



**TEAM RECORDS**

**Most Points - Two Teams**

125	Old Dominion 64, New Hampshire 61	9/22/12
125	Connecticut 125, Newport NTS 0	1949
118	Richmond 62, Delaware 56 (5OT)	11/10/07
115	Maine 59, Delaware 56 (2OT)	10/31/87
113	Delaware 58, West Chester 55	9/24/94
113	Rhode Island 58, Maine 55 (6OT)	9/18/82
111	Delaware 59, Navy 52	10/27/07
108	Richmond 59, James Madison 49	10/24/15
106	Massachusetts 64, New Hampshire 42	11/19/88
106	New Hampshire 59, Maine 47	11/19/05

**Fewest Points - Two Teams**

0	Maine 0, New Hampshire 0	10/13/51
0	Connecticut 0, New Hampshire 0	11/3/56
0	Connecticut 0, Rhode Island 0	11/16/57
0	Maine 0, Rhode Island 0	9/26/59
0	Massachusetts 0, Northeastern 0	10/24/59
0	Massachusetts 0, Harvard 0	9/28/63
0	Connecticut 0, New Hampshire 0	10/31/64
0	Connecticut 0, Rhode Island 0	11/12/66
0	Rhode Island 0, Vermont 0	10/14/67
2	Maine 2, Connecticut 0	10/21/61

**Fewest Points - Two Teams**

(since overtime was implemented - 1982)

3	Albany 3, Maine 0	9/2/10
3	Rhode Island 3, Maine 0	10/28/06
3	Massachusetts 3, Villanova 0	11/10/90
3	Massachusetts 3, Northeastern 0	9/29/84
6	Elon 6, UAlbany 0	9/30/17
6	Richmond 3, Fordham 3	10/21/95
7	Massachusetts 7, Northeastern 0	10/28/06
7	Northeastern 7, Richmond 0	10/20/01
10	Rhode Island 7, Massachusetts 3	10/5/85
10	Richmond 7, New Hampshire 3	11/4/95
10	Massachusetts 7, Holy Cross 3	9/19/92

**Most Points - One Team**

125	Connecticut 125, Newport NTS 0	1949
84	James Madison 84, Rhode Island 7	10/29/16
84	Delaware 84, West Chester 0	9/23/00
80	James Madison 80, Morehead State 7	9/3/16
78	Northeastern 78, Stonehill 6	8/30/03
77	Maine 77, Morgan State 24	11/8/03
77	Massachusetts 77, Northeastern 0	10/9/99
76	James Madison 76, Morgan State 7	9/2/95
75	James Madison 75, Norfolk State 14	9/16/17
73	James Madison 73, Robert Morris 7	9/13/18

**Largest Margin of Victory**

125	Connecticut 125, Newport NTS 0	1949
84	Delaware 84, West Chester 0	9/23/00
77	James Madison 84, Rhode Island 7	10/29/16
77	Massachusetts 77, Northeastern 0	10/9/99
73	James Madison 80, Morehead State 7	9/3/16
72	Northeastern 78, Stonehill 6	8/30/03
72	James Madison 72, Lock Haven 0	9/2/00
71	Northeastern 71, Cheyney 0	9/4/04
71	Connecticut 71, Massachusetts 6	10/13/56
70	Towson 70, Lock Haven 0	9/10/05

**Most Points - Season**

700.....James Madison, 2016 (15 games)

**Most Touchdowns - Game**

16.....Massachusetts vs. Northeastern, 10/9/99

**Most Touchdowns - Season**

94.....James Madison, 2016 (15 games)

**All-Time Scoring Records**

**INDIVIDUAL RECORDS**

**Touchdowns Scored - Career**

TD	Name	School	Years
89	Brian Westbrook	Villanova	1997-2001
86	Terrance West	Towson	2011-13
73	Omar Cuff	Delaware	2004-07
70	Jerry Azumah	New Hampshire	1995-98
63	Marcel Shipp	Massachusetts	1997-2000
58	David Ball	New Hampshire	2003-06
55	Rene Ingoglia	Massachusetts	1992-95
55	Paul Lewis	Boston University	1981-84
51	Barry Bourassa	New Hampshire	1989-92
50	Steve Baylark	Massachusetts	2003-06
50	Daryl Brown	Delaware	1991-94

**Scoring - Career**

Pts.	Name	School	Years
544	Brian Westbrook	Villanova	1997-2001
516	Terrance West	Towson	2011-13
440	Omar Cuff	Delaware	2004-07
<b>435</b>	<b>Ethan Ratke</b>	<b>James Madison</b>	<b>2017-pres</b>
424	Jerry Azumah	New Hampshire	1995-98
378	Marcel Shipp	Massachusetts	1997-2000
360	Andrew Howard	Richmond	2006-09
350	David Ball	New Hampshire	2003-06
332	Rene Ingoglia	Massachusetts	1992-95
332	Paul Lewis	Boston University	1981-84

**Extra Points - Career**

XP	Name	School	Years
<b>197</b>	<b>Ethan Ratke</b>	<b>James Madison</b>	<b>2017-pres</b>
195	Andrew Howard	Richmond	2006-09
174	Connor McCormick	New Hampshire	2002-05
167	Sean Leach	Delaware	1994-97
166	Greg Kuehn	William & Mary	2002-05
162	Miro Kesic	Northeastern	2002-05
151	Tom Manning	New Hampshire	2006-09
148	Casey Hannon	Villanova	1998-2001
145	Chris Onorato	Hofstra	2000-04
143	Mike MacArthur	New Hampshire	2010-13

**Most Extra Points Made - Game (Individual)**

12.....Tyler Gray (JMU) vs. Rhode Island, 10/29/16

**Most Extra Points Made - Game (Team)**

12.....James Madison vs. Rhode Island, 10/29/16

**Most Extra Points Made - Season**

90.....James Madison, 2016 (15 Games)

**Most Extra Point Attempts - Game**

12.....James Madison vs. Rhode Island, 10/29/16

**Most Extra Point Attempts - Season**

92.....James Madison, 2016 (15 Games)

**Most Two-Point Conversions Made - Game**

2..... Brian Finneran (VU) vs. Northeastern, 11/22/97

**Most Two-Point Conversions Made - Game**

(Team)

4..... Massachusetts vs. Delaware, 10/10/87

**Most Two-Point Conversions Made - Season**

22.....Connecticut, 1958

**Most Defensive Extra Points - Game**

2..... Maine vs. Merrimack, 9/18/21

**Field Goals - Career**

FG	Name	School	Years
<b>79</b>	<b>Ethan Ratke</b>	<b>James Madison</b>	<b>2017-pres</b>
64	Aidan O'Neill	Towson	2016-19
59	Greg Kuehn	William & Mary	2002-05
55	Andrew Howard	Richmond	2006-09
51	Mike MacArthur	New Hampshire	2010-13
50	Chris Onorato	Hofstra	2000-04
49	Rob Zarrilli	Hofstra	2005-07
48	Miro Kesic	Northeastern	2002-05
48	Brian Shallcross	William & Mary	1994-97
47	Griffin Trau	Richmond	2014-18

**Longest Field Goal**

Long	Name (School)	Opponent	Date
57	Miro Kesic (NU)	Richmond	11/2/02
56	Jim McManus (UC)	New Hampshire	10/3/98
55	Frank Raggo (UD)	James Madison	9/30/17
55	Aidan O'Neill (TU)	Rhode Island	11/19/16
54	Kris Hooper (WM)	UAlbany	9/28/19
54	Tom Manning (UNH)	Hofstra	10/24/09
54	Roger Williams (HOF)	Northeastern	11/15/08
54	Steve Leo (UD)	Navy	10/24/92
53	Ryan Coe (UD)	Rutgers	9/18/21
53	Ryan Coe (UD)	Sacred Heart	4/24/21
53	Andrew Howard (UR)	Hofstra	11/8/08
53	Brett Sterba (WM)	Delaware	10/14/00
53	Frank Venezia (VU)	Connecticut	10/7/95
53	Steve Leo (UD)	Richmond	11/16/91
53	Domingos Carlos (UC)	Holy Cross	10/15/83

**Most Field Goals Made - Game (Individual)**

5...Tom Bishop (UNH) vs. Southern Illinois, 11/29/08

5..... Mark Kiefer (VU) vs. Richmond, 11/18/95

**Most Field Goals Made - Game (Team)**

5..... New Hampshire vs. Southern Illinois, 11/29/08

5..... Villanova vs. Richmond, 11/18/95

**Most Field Goals Made - Season (Individual)**

**27.....Ethan Ratke, James Madison, 2019**

**Most Field Goals Made - Season (Team)**

27.....James Madison, 2019

**Most Field Goal Attempts - Game (Individual)**

7..... Brian Pate (WM) vs. Virginia, 9/5/09

**Most Field Goal Attempts - Season (Team)**

35..... William & Mary, 2009 (14 Games)

**Most Field Goal Attempts - Season (Individual)**

35..... Brian Pate (WM), 2009 (14 Games)

**Most Points - Game**

42..... Omar Cuff (UD) vs. William & Mary, 8/30/07

**Most Points - Season**

252.....Terrance West (TU), 2013

**Most Touchdowns - Game**

7 ..... Omar Cuff (UD) vs. William & Mary, 8/30/07

**Most Touchdowns - Season**

42.....Terrance West (TU), 2013

Active players in italics



## All-Time Defense/All-Purpose Records

### Interceptions - Career

Int	Name	School	Years
24	Darren Sharper	William & Mary	1993-96
24	Chris Helon	Boston University	1991-94
23	Kevin Smith	Rhode Island	1987-90
21	Derek Carter	Maine	1994-97
21	Mark Seals	Boston University	1985-88
20	Shannon James	Massachusetts	2002-05
20	Billy Pappas	New Hampshire	1952-54
18	Jimmy Moreland	James Madison	2014-18
18	Dino Vasso	New Hampshire	2007-10
18	Matt Latham	Connecticut	1982-84
18	Grady Fuller	Massachusetts	1977-80
18	Steve Rogers	Massachusetts	1968-70

### INDIVIDUAL RECORDS

#### Most Interceptions - Game

4..... Four times  
 ..... Last by David Jones (UR) vs. UAlbany, 10/31/15

#### Most Interception Return Yards - Game

160..... Dave Brown (UM) vs. Bowdoin, 11/10/62

#### Most Interceptions - Season

12..... Chris Helon (BU), 1993

#### Most Interception Return Yards - Season

239..... Mike Cassidy (URI), 1985

#### Most Interception Return Touchdowns - Game

2..... Nowolla Awopetu (VU) vs. Richmond, 11/3/18  
 ..... Tyler Holmes (UMass) vs. Maine 11/6/10  
 ..... Allante Harrison (TU) vs. Elon, 9/4/04  
 ..... Bill Curry (UM) vs. Liberty, 10/10/92  
 ..... Taylor Reynolds (JMU) at Richmond, 11/15/14

#### Most Interception Return TDs - Season

3..... Jimmy Moreland (JMU), 2018

#### Most Interception Return Yards - Career

488..... Darren Sharper (WM), 1993-96

#### Most Interception Return TDs - Career

6..... Jimmy Moreland (JMU), 2014-18

#### Longest Interception Return - Game

100..... 12 times  
 Last by Jordan Jones (URI) vs. Brown, 9/18/21

### TEAM RECORDS

#### Most Interceptions - Game

7..... Four times, Last by Villanova vs. Lafayette, 9/16/17

#### Most Interception Return Yards - Game

207 (5 INTs)..... New Hampshire vs. Hofstra, 11/1/08

#### Most Interception Return Touchdowns - Game

2..... Several times, Last by W&M vs. Lafayette, 9/11/21

#### Most Interceptions - Season

31..... James Madison, 2017 (15 games)  
 31..... Delaware, 1986 (13 Games)

#### Most Interception Return Yards - Season

649 (24 INTs)..... New Hampshire, 2008 (13 Games)

### Most Interception Return Touchdowns - Season

7..... Northeastern, 1996

### Average All-Purpose Yardage - Season (Minimum 1,000 Yards)

Avg.	Name (School)	Cl.	Gms.	Yards	Year
275.1	Brian Westbrook (VU)	So.	11	3,026	1998
272.0	Brian Westbrook (VU)	Jr.	11	2,992	2000
256.6	Brian Westbrook (VU)	Sr.	11	2,823	2001
247.8	Jerry Azumah (UNH)	Sr.	11	2,726	1998
228.2	Jonathan Grimes (WM)	Sr.	11	2,510	2011
217.1	Stephan Lewis (UNH)	Jr.	11	2,388	2001
216.6	Marcel Shipp (UMass)	So.	14	3,032	1998
215.3	Eddie Conti (UD)	Sr.	11	2,368	1998
202.6	Stephan Lewis (UNH)	Sr.	11	2,229	2002
202.3	Jerry Azumah (UNH)	Jr.	11	2,225	1997

Senior Record: 256.6 ..... Brian Westbrook (VU), 2001  
 Junior Record: 272.0 ..... Brian Westbrook (VU), 2000  
 Sophomore Record: 275.1 ..... Brian Westbrook (VU), 1998  
 Freshman Record: 162.0 ..... Jonathan Grimes (WM), 2008

### All-Purpose Yardage - Career

Yards	Name	School	Years
9,512	Brian Westbrook	Villanova	1997-2001
8,367	Jerry Azumah	New Hampshire	1995-98
7,955	Jonathan Grimes	William & Mary	2008-11
7,759	Marcel Shipp	Massachusetts	1997-2000
6,410	Stephan Lewis	New Hampshire	1999-02
6,248	Barry Bourassa	New Hampshire	1989-92
6,098	Steve Baylark	Massachusetts	2003-06
6,096	Eddie Conti	Delaware	1994-98
5,620	Omar Cuff	Delaware	2004-07
5,436	Ernest Edwards	Maine	2016-19

### Total Offense - Career

Yards	Name	School	Years
14,621	Ricky Santos	New Hampshire	2004-07
11,415	Sean Schaefer	Towson	2005-08
10,948	Dave Corley, Jr.	William & Mary	1999-2002
10,933	John Robertson	Villanova	2011-15
10,871	Liam Coen	Massachusetts	2005-08
10,651	Kyle Lauletta	Richmond	2013-17
10,375	Eric Ward	Richmond	2006-09
9,993	Chris Boden	Villanova	1996-99
9,317	Brett Gordon	Villanova	1999-2003
9,269	Matt DeGennaro	Connecticut	1987-90

### Annual Interception Leaders

Year	Name	Team	Int
1980	Darrell Wilson	Connecticut	8
1981	Dwayne Lopes	Maine	6
1982	Matt Latham	Connecticut	6
	John McGrath	Maine	6
	Grady Fuller	Maine	6
1983	Tony Hill	Rhode Island	9
1984	Tony Hill	Rhode Island	5
	Tim Teevens	New Hampshire	5
1985	Mike Cassidy	Rhode Island	11
1986	Eric Thompson	New Hampshire	10
1987	Tim Byrne	New Hampshire	5
	Ken Lucas	Delaware	5
	Mark Seals	Boston University	5
1988	Kevin Smith	Rhode Island	9
1989	Ryan Jones	New Hampshire	7
1990	Claude Pettaway	Maine	11
1991	Warren McIntire	Delaware	9
1992	Mark Chapman	Connecticut	8
1993	Chris Helon	Boston University	12
1994	Mark Hopkins	Northeastern	7
	Darren Sharper	William & Mary	7
1995	Darren Sharper	William & Mary	7
1996	Darren Sharper	William & Mary	10
1997	Tony Booth	James Madison	8
	Derek Carter	Maine	8
1998	Ron Iannotti	Rhode Island	7
1999	Dan Mulhern	Delaware	7
	Lance Small	Rhode Island	7
2000	T. J. Hill	Northeastern	8
2001	Art Smith	Northeastern	7
	Chuck Wesley	Rhode Island	7
2002	Billy Parker	William & Mary	5
	Ramon Richeson	Richmond	5
2003	Steve Costello	Massachusetts	6
2004	Shannon James	Massachusetts	8
2005	Etienne Boulay	New Hampshire	5
	Daren Stone	Maine	5
2006	Raji El-Amin	Rhode Island	4
	Andrew Harris	Richmond	4
	Drew Mack	Towson	4
	Raquan Pride	Rhode Island	4
2007	Stanley Gutierrez	Hofstra	4
2008	Justin Rogers	Richmond	7
2009	B.W. Webb	William & Mary	8
2010	Anthony Walters	Delaware	7
2011	Trevor Coston	Maine	6
	Chris Houston	New Hampshire	6
2012	Darryl Hamilton	Richmond	5
	Doug Howell	Richmond	5
2013	Wayne Pettus	Richmond	5
2014	Jason Ceneus	Villanova	5
2015	David Jones	Richmond	9
2016	Rob Rolle	Villanova	7
2017	Jordan Brown	James Madison	9
2018	Christian Benford	Villanova	5
	Jimmy Moreland	James Madison	5
2019	Greg Liggs, Jr.	Elon	8
2020	Nijuel Hill	Delaware	3
	Wesley McCormick	James Madison	3
	Coby Tippet	Rhode Island	3

Active players in italics



### All-Time All-Purpose/Special Teams Records

#### ALL-PURPOSE YARDS RECORDS

**Total Offense - Season**  
5,546.....Taylor Heinicke (ODU), 2012 (13 Games)

**Total Offense - Game**  
791.....Taylor Heinicke (ODU) vs. UNH, 9/22/12

**Most Plays - Game**  
90.....Taylor Heinicke (ODU) vs. UNH, 9/22/12

**Most Plays - Season**  
705.....Taylor Heinicke (ODU), 2012 (12 Games)

**Most Plays - Career**  
2,140.....Ricky Santos (UNH), 2004-07

#### TEAM RECORDS

**Most Plays - Game**  
113.....Villanova vs. Connecticut, 10/7/89

**Most Plays - Season**  
1,195.....Massachusetts, 1998 (15 Games)

**Most Total Yards - Game**  
824.....Old Dominion vs. New Hampshire, 9/22/12

**Most Total Yards - Season**  
7,612.....James Madison, 2016 (15 Games)

**Highest Average Total Offense - Season**  
548.2.....Old Dominion, 2012 (13 Games)

**Most First Downs - Game**  
40.....James Madison vs. UAlbany, 9/19/15

**Most First Downs - Season**  
397.....James Madison, 2019 (16 games)

#### PUNTING RECORDS

**Most Punts - Game**  
13.....Three times  
.....Last by Rocco Navarro (UM) vs. Nebraska, 9/3/05

**Most Punts - Season**  
87.....Steve Wood (UM), 1978

**Most Punts - Career**  
288.....Andrew Maclay (UMass), 1995-98

**Most Punting Yards - Game**  
526.....Christian Koegel (UMass) vs. Boston Coll, 10/2/04

**Most Punting Yards - Season**  
3,316.....Luke Allen (SBU), 2014

**Most Punting Yards - Career**  
11,278.....Andrew Maclay (UMass), 1995-98

**Highest Punting Average - Season**  
46.1.....Jonathan Plisco (ODU), 2011

**Longest Punt - Game**  
93.....Tyler Grogan (NU) vs. Villanova, 9/8/01

#### TEAM PUNTING RECORDS

**Most Punts - Game**  
13..Three times, Last by Maine vs. Nebraska, 9/3/05

**Most Punts - Season**  
88.....Rhode Island, 2013

**Most Yards Punting - Game**  
518.....Maine vs. Nebraska, 9/29/01

**Most Yards Punting - Season**  
3,316.....Stony Brook, 2014

**Highest Punting Average - Season**  
44.4.....Towson, 2016  
44.4.....Boston University, 1997

#### PUNT RETURN RECORDS

**Most Punt Returns - Game**  
9.....Paul Keaney (UM) vs. Youngstown St., 9/8/01

**Most Punt Returns - Season**  
48.....Stan Harrison (UNH), 1986

**Most Punt Returns - Career**  
108.....Winston October (UR), 1995-98

**Most Punt Return Yards - Game**  
183.....D'Angelo Amos (JMU) vs. Villanova, 10/13/18

**Most Punt Return Yards - Season**  
549.....D'Angelo Amos (JMU), 2018 (13 Games)

**Most Punt Return Yards - Career**  
1,488.....Delvin Joyce (JMU), 1997-00

**Most Punt Return Touchdowns - Game**  
2.....D'Angelo Amos (JMU) vs. Villanova, 10/13/18  
2.....Matt Latham (UC) vs. Yale, 9/24/83

**Most Punt Return Touchdowns - Season**  
4.....Rashard Davis (JMU), 2016

**Longest Punt Return - Game**  
93.....Ron Harris (UMass) vs. UNH, 11/16/74

**Most Punt Return Touchdowns - Career**  
4.....D'Angelo Amos (JMU), 2017-19  
4.....Rashard Davis (JMU), 2013-16

#### TEAM PUNT RETURN RECORDS

**Most Punt Returns - Game**  
11.....Many  
.....Last By Connecticut vs. Maine, 10/16/71

**Most Punt Returns - Season**  
63.....William & Mary, 1996 (13 Games)

**Most Punt Return Yards - Game**  
188.....James Madison vs. Villanova, 10/13/18

**Most Punt Return Yards - Season**  
625.....William & Mary, 1996 (13 Games)

**Most Punt Return Touchdowns - Game**  
2.....James Madison vs. Villanova, 10/13/18  
2.....James Madison vs. Central Conn. St., 9/10/16  
2.....Connecticut vs. Yale, 9/24/83

**Most Punt Return Touchdowns - Season**  
5.....James Madison, 2016 (15 Games)

#### KICKOFF RETURN RECORDS

**Most Kick Return Yards - Game**  
269....Brian Westbrook (VU) vs. Delaware, 11/18/00

**Most Kick Return Yards - Season**  
1,048.....Brian Westbrook (VU), 2000 (11 games)

**Most Kick Return Yards - Career**  
2,737.....Brandon Johnson-Farrell (URI), 2008-12

**Most Kick Returns - Game**  
10.....Jeremiah Hamlin (UR) vs. JMU, 11/15/14

**Most Kick Returns - Season**  
42..Brandon Johnson-Farrell (URI), 2008 (12 Games)

**Most Kick Returns - Career**  
123.....Brandon Johnson-Farrell (URI), 2008-12

**Most Kick Return Touchdowns - Game**  
2...Aaron Dykes (Richmond) vs. Delaware, 10/26/19  
2.....Earnest Edwards (Maine) vs. Colgate, 9/21/19  
2.....Earnest Edwards (Maine) vs. Elon, 11/17/18

**Longest Kick Return - Game**  
100.....Several times  
.....Last by Aaron Dykes (UR) vs. Delaware, 10/26/19

#### TEAM KICK RETURN RECORDS

**Most Kickoff Returns - Game**  
10.....Eight times  
.....Last by New Hampshire vs. JMU, 11/9/2019

**Most Kick Returns - Season**  
71.....Massachusetts, 1998 (15 Games)

**Most Kick Return Yards - Season**  
1,465.....New Hampshire, 2011 (12 Games)

Active players in italics





**2021-22 CAA Football  
Extended Team Leaders  
All games**

**SCORING OFFENSE**

Team	G	TD	FG	XPT	2XP	DXP	Saf	Pts	Avg/G
James Madison	4	23	7	22	0	0	1	183	45.8
Villanova	4	18	9	18	0	0	0	153	38.3
Rhode Island	4	17	5	16	0	0	0	133	33.3
Delaware	4	10	8	10	0	0	0	94	23.5
Richmond	5	14	5	12	1	0	0	113	22.6
Elon	5	12	8	11	0	0	0	107	21.4
William & Mary	4	11	3	10	0	0	0	85	21.3
New Hampshire	5	15	0	10	0	0	0	100	20
Maine	4	9	3	9	0	2	0	76	19
Towson	4	10	1	8	1	0	0	73	18.3
Stony Brook	5	12	1	11	0	0	0	86	17.2
Albany (NY)	4	7	4	5	0	0	0	59	14.8

**TOTAL DEFENSE**

Team	G	Rush	Pass	Plays	Yards	Avg/P	TD	Avg/G
James Madison	4	132	737	255	869	3.41	6	217.25
Villanova	4	168	895	230	1063	4.62	7	265.75
Richmond	5	618	1056	310	1674	5.4	10	334.8
Rhode Island	4	548	837	300	1385	4.62	11	346.25
Delaware	4	423	993	233	1416	6.08	9	354
Stony Brook	5	653	1180	330	1833	5.55	17	366.6
Towson	4	811	674	238	1485	6.24	14	371.25
William & Mary	4	448	1095	284	1543	5.43	10	385.75
Elon	5	862	1094	332	1956	5.89	17	391.2
Albany (NY)	4	894	726	258	1620	6.28	15	405
New Hampshire	5	721	1373	383	2094	5.47	18	418.8
Maine	4	646	1205	273	1851	6.78	18	462.75

**SCORING DEFENSE**

Team	G	TD	FG	XPT	2XP	DXP	Saf	Pts	Avg/G
James Madison	4	8	2	8	0	0	0	62	15.5
Villanova	4	8	5	8	0	0	0	71	17.8
Richmond	5	11	5	11	0	0	0	92	18.4
Rhode Island	4	11	1	10	0	0	0	79	19.8
William & Mary	4	10	4	10	0	0	1	84	21
Delaware	4	11	6	10	0	0	0	94	23.5
Elon	5	17	5	15	0	0	0	132	26.4
Stony Brook	5	17	6	16	0	0	0	136	27.2
Towson	4	15	2	11	0	0	1	109	27.3
New Hampshire	5	20	3	17	0	0	1	148	29.6
Albany (NY)	4	16	5	15	0	0	0	126	31.5
Maine	4	20	6	18	0	0	0	156	39

**TOTAL OFFENSE PLAYS**

Team	G	Rush	Pass	Plays	Yards	Avg/P	TD	Avg/G
Elon	5	496	1387	361	1883	5.22	12	376.6
Richmond	5	787	999	340	1786	5.25	13	357.2
Stony Brook	5	899	880	339	1779	5.25	12	355.8
New Hampshire	5	529	934	296	1463	4.94	13	292.6
James Madison	4	813	1171	293	1984	6.77	20	496
Towson	4	338	854	277	1192	4.3	10	298
Rhode Island	4	675	970	263	1645	6.25	15	411.25
Delaware	4	609	733	263	1342	5.1	10	335.5
Villanova	4	696	948	258	1644	6.37	17	411
Maine	4	372	730	244	1102	4.52	8	275.5
William & Mary	4	691	537	235	1228	5.23	9	307
Albany (NY)	4	158	749	227	907	4	6	226.75

**TOUCHDOWNS SCORED**

Team	G	TD	FG	XPT	2XP	DXP	Saf	Pts	Avg/G
James Madison	4	23	7	22	0	0	1	183	45.8
Villanova	4	18	9	18	0	0	0	153	38.3
Rhode Island	4	17	5	16	0	0	0	133	33.3
New Hampshire	5	15	0	10	0	0	0	100	20
Richmond	5	14	5	12	1	0	0	113	22.6
Stony Brook	5	12	1	11	0	0	0	86	17.2
Elon	5	12	8	11	0	0	0	107	21.4
William & Mary	4	11	3	10	0	0	0	85	21.3
Towson	4	10	1	8	1	0	0	73	18.3
Delaware	4	10	8	10	0	0	0	94	23.5
Maine	4	9	3	9	0	2	0	76	19
Albany (NY)	4	7	4	5	0	0	0	59	14.8

**TOTAL OFFENSE YARDS**

Team	G	Rush	Pass	Plays	Yards	Avg/P	TD	Avg/G
James Madison	4	813	1171	293	1984	6.77	20	496
Elon	5	496	1387	361	1883	5.22	12	376.6
Richmond	5	787	999	340	1786	5.25	13	357.2
Stony Brook	5	899	880	339	1779	5.25	12	355.8
Rhode Island	4	675	970	263	1645	6.25	15	411.25
Villanova	4	696	948	258	1644	6.37	17	411
New Hampshire	5	529	934	296	1463	4.94	13	292.6
Delaware	4	609	733	263	1342	5.1	10	335.5
William & Mary	4	691	537	235	1228	5.23	9	307
Towson	4	338	854	277	1192	4.3	10	298
Maine	4	372	730	244	1102	4.52	8	275.5
Albany (NY)	4	158	749	227	907	4	6	226.75



**2021-22 CAA Football  
Extended Team Leaders  
All games**

**PTS SCORED KICKING**

Team	G	TD	FG	XPT	2XP	DXP	Saf	Pts	Avg/G
James Madison	4	23	7	22	0	0	1	183	45.8
Villanova	4	18	9	18	0	0	0	153	38.3
Rhode Island	4	17	5	16	0	0	0	133	33.3
Richmond	5	14	5	12	1	0	0	113	22.6
Elon	5	12	8	11	0	0	0	107	21.4
New Hampshire	5	15	0	10	0	0	0	100	20
Delaware	4	10	8	10	0	0	0	94	23.5
Stony Brook	5	12	1	11	0	0	0	86	17.2
William & Mary	4	11	3	10	0	0	0	85	21.3
Maine	4	9	3	9	0	2	0	76	19
Towson	4	10	1	8	1	0	0	73	18.3
Albany (NY)	4	7	4	5	0	0	0	59	14.8

**TOTAL OFF. AVG/PLAY**

Team	G	Rush	Pass	Plays	Yards	Avg/P	TD	Avg/G
James Madison	4	813	1171	293	1984	6.77	20	496
Villanova	4	696	948	258	1644	6.37	17	411
Rhode Island	4	675	970	263	1645	6.25	15	411.25
Stony Brook	5	899	880	339	1779	5.25	12	355.8
Richmond	5	787	999	340	1786	5.25	13	357.2
William & Mary	4	691	537	235	1228	5.23	9	307
Elon	5	496	1387	361	1883	5.22	12	376.6
Delaware	4	609	733	263	1342	5.1	10	335.5
New Hampshire	5	529	934	296	1463	4.94	13	292.6
Maine	4	372	730	244	1102	4.52	8	275.5
Towson	4	338	854	277	1192	4.3	10	298
Albany (NY)	4	158	749	227	907	4	6	226.75

**TOTAL OFFENSE**

Team	G	Rush	Pass	Plays	Yards	Avg/P	TD	Avg/G
James Madison	4	813	1171	293	1984	6.77	20	496
Rhode Island	4	675	970	263	1645	6.25	15	411.25
Villanova	4	696	948	258	1644	6.37	17	411
Elon	5	496	1387	361	1883	5.22	12	376.6
Richmond	5	787	999	340	1786	5.25	13	357.2
Stony Brook	5	899	880	339	1779	5.25	12	355.8
Delaware	4	609	733	263	1342	5.1	10	335.5
William & Mary	4	691	537	235	1228	5.23	9	307
Towson	4	338	854	277	1192	4.3	10	298
New Hampshire	5	529	934	296	1463	4.94	13	292.6
Maine	4	372	730	244	1102	4.52	8	275.5
Albany (NY)	4	158	749	227	907	4	6	226.75

**TOTAL OFFENSE TDS**

Team	G	Rush	Pass	Plays	Yards	Avg/P	TD	Avg/G
James Madison	4	813	1171	293	1984	6.77	20	496
Villanova	4	696	948	258	1644	6.37	17	411
Rhode Island	4	675	970	263	1645	6.25	15	411.25
Richmond	5	787	999	340	1786	5.25	13	357.2
New Hampshire	5	529	934	296	1463	4.94	13	292.6
Stony Brook	5	899	880	339	1779	5.25	12	355.8
Elon	5	496	1387	361	1883	5.22	12	376.6
Towson	4	338	854	277	1192	4.3	10	298
Delaware	4	609	733	263	1342	5.1	10	335.5
William & Mary	4	691	537	235	1228	5.23	9	307
Maine	4	372	730	244	1102	4.52	8	275.5
Albany (NY)	4	158	749	227	907	4	6	226.75

**RUSHING OFFENSE**

Team	G	Att	Yards	Avg/A	Long	TD	Avg/G
James Madison	4	154	813	5.28	56	5	203.25
Stony Brook	5	210	899	4.28	30	9	179.8
Villanova	4	140	696	4.97	51	6	174
William & Mary	4	148	691	4.67	74	5	172.75
Rhode Island	4	150	675	4.5	40	8	168.75
Richmond	5	175	787	4.5	41	6	157.4
Delaware	4	164	609	3.71	71	6	152.25
New Hampshire	5	153	529	3.46	70	4	105.8
Elon	5	152	496	3.26	37	4	99.2
Maine	4	126	372	2.95	28	4	93
Towson	4	136	338	2.49	18	4	84.5
Albany (NY)	4	110	158	1.44	19	2	39.5

**RUSHING TDS**

Team	G	Att	Yards	Avg/A	Long	TD	Avg/G
Stony Brook	5	210	899	4.28	30	9	179.8
Rhode Island	4	150	675	4.5	40	8	168.75
Villanova	4	140	696	4.97	51	6	174
Richmond	5	175	787	4.5	41	6	157.4
Delaware	4	164	609	3.71	71	6	152.25
William & Mary	4	148	691	4.67	74	5	172.75
James Madison	4	154	813	5.28	56	5	203.25
Towson	4	136	338	2.49	18	4	84.5
New Hampshire	5	153	529	3.46	70	4	105.8
Maine	4	126	372	2.95	28	4	93
Elon	5	152	496	3.26	37	4	99.2
Albany (NY)	4	110	158	1.44	19	2	39.5



**2021-22 CAA Football  
Extended Team Leaders  
All games**

**RUSHING DEFENSE**

Team	G	Att	Yards	Avg/A	Long	TD	Avg/G
James Madison	4	122	132	1.08	14	2	33
Villanova	4	103	168	1.63	18	1	42
Delaware	4	108	423	3.92	66	4	105.75
William & Mary	4	110	448	4.07	40	5	112
Richmond	5	159	618	3.89	32	5	123.6
Stony Brook	5	177	653	3.69	40	7	130.6
Rhode Island	4	151	548	3.63	30	7	137
New Hampshire	5	197	721	3.66	29	8	144.2
Maine	4	140	646	4.61	64	9	161.5
Elon	5	196	862	4.4	65	9	172.4
Towson	4	147	811	5.52	61	10	202.75
Albany (NY)	4	163	894	5.48	75	12	223.5

**PASS EFFICIENCY**

Team	G	Comp-Att-Int	Pct.	Yds	Avg/G	TD	Effic
James Madison	4	101 - 139 - 1	72.7	1171	292.8	15	177.6
Villanova	4	76 - 118 - 3	64.4	948	237.0	11	157.6
Rhode Island	4	65 - 113 - 2	57.5	970	242.5	7	146.5
New Hampshire	5	91 - 143 - 2	63.6	934	186.8	9	136.5
Delaware	4	57 - 99 - 1	57.6	733	183.3	4	131.1
Elon	5	127 - 209 - 2	60.8	1387	277.4	8	127.2
Richmond	5	98 - 165 - 3	59.4	999	199.8	7	120.6
William & Mary	4	52 - 87 - 3	59.8	537	134.3	4	119.9
Albany (NY)	4	63 - 117 - 3	53.8	749	187.3	4	113.8
Towson	4	77 - 141 - 6	54.6	854	213.5	6	111.0
Maine	4	61 - 118 - 3	51.7	730	182.5	4	109.8
Stony Brook	5	68 - 129 - 8	52.7	880	176.0	3	105.3

**YARDS PER RUSH**

Team	G	Att	Yards	Avg/A	Long	TD	Avg/G
James Madison	4	154	813	5.28	56	5	203.25
Villanova	4	140	696	4.97	51	6	174
William & Mary	4	148	691	4.67	74	5	172.75
Richmond	5	175	787	4.5	41	6	157.4
Rhode Island	4	150	675	4.5	40	8	168.75
Stony Brook	5	210	899	4.28	30	9	179.8
Delaware	4	164	609	3.71	71	6	152.25
New Hampshire	5	153	529	3.46	70	4	105.8
Elon	5	152	496	3.26	37	4	99.2
Maine	4	126	372	2.95	28	4	93
Towson	4	136	338	2.49	18	4	84.5
Albany (NY)	4	110	158	1.44	19	2	39.5

**PASS DEFENSE EFFIC.**

Team	G	Comp-Att-Int	Pct.	Yds	Avg/G	TD	Effic
James Madison	4	73 - 133 - 6	54.9	737	184.3	4	102.3
Rhode Island	4	85 - 149 - 4	57.0	837	209.3	4	107.7
William & Mary	4	103 - 174 - 5	59.2	1095	273.8	5	115.8
Villanova	4	73 - 127 - 9	57.5	895	223.8	6	118.1
Richmond	5	90 - 151 - 4	59.6	1056	211.2	5	124.0
Albany (NY)	4	59 - 95 - 4	62.1	726	181.5	3	128.3
Towson	4	53 - 91 - 2	58.2	674	168.5	4	130.6
Delaware	4	73 - 125 - 4	58.4	993	248.3	5	131.9
New Hampshire	5	117 - 186 - 8	62.9	1373	274.6	10	134.0
Elon	5	80 - 136 - 6	58.8	1094	218.8	8	137.0
Stony Brook	5	96 - 153 - 2	62.7	1180	236.0	10	146.5
Maine	4	85 - 133 - 3	63.9	1205	301.3	9	157.8

**RUSH ATTEMPTS**

Team	G	Att	Yards	Avg/A	Long	TD	Avg/G
Stony Brook	5	210	899	4.28	30	9	179.8
Richmond	5	175	787	4.5	41	6	157.4
Delaware	4	164	609	3.71	71	6	152.25
James Madison	4	154	813	5.28	56	5	203.25
New Hampshire	5	153	529	3.46	70	4	105.8
Elon	5	152	496	3.26	37	4	99.2
Rhode Island	4	150	675	4.5	40	8	168.75
William & Mary	4	148	691	4.67	74	5	172.75
Villanova	4	140	696	4.97	51	6	174
Towson	4	136	338	2.49	18	4	84.5
Maine	4	126	372	2.95	28	4	93
Albany (NY)	4	110	158	1.44	19	2	39.5



**2021-22 CAA Football  
Extended Team Leaders  
All games**

**RUSH YARDS**

Team	G	Att	Yards	Avg/A	Long	TD	Avg/G
Stony Brook	5	210	899	4.28	30	9	179.8
James Madison	4	154	813	5.28	56	5	203.25
Richmond	5	175	787	4.5	41	6	157.4
Villanova	4	140	696	4.97	51	6	174
William & Mary	4	148	691	4.67	74	5	172.75
Rhode Island	4	150	675	4.5	40	8	168.75
Delaware	4	164	609	3.71	71	6	152.25
New Hampshire	5	153	529	3.46	70	4	105.8
Elon	5	152	496	3.26	37	4	99.2
Maine	4	126	372	2.95	28	4	93
Towson	4	136	338	2.49	18	4	84.5
Albany (NY)	4	110	158	1.44	19	2	39.5



**2021-22 CAA Football  
Extended Team Leaders  
All games**

**PASS OFFENSE**

Team	G	Comp-Att-Int	Pct.	Yds	Avg/A	TD	Avg/G
James Madison	4	101 - 139 - 1	72.7	1171	8.4	15	292.8
Elon	5	127 - 209 - 2	60.8	1387	6.6	8	277.4
Rhode Island	4	65 - 113 - 2	57.5	970	8.6	7	242.5
Villanova	4	76 - 118 - 3	64.4	948	8.0	11	237.0
Towson	4	77 - 141 - 6	54.6	854	6.1	6	213.5
Richmond	5	98 - 165 - 3	59.4	999	6.1	7	199.8
Albany (NY)	4	63 - 117 - 3	53.8	749	6.4	4	187.3
New Hampshire	5	91 - 143 - 2	63.6	934	6.5	9	186.8
Delaware	4	57 - 99 - 1	57.6	733	7.4	4	183.3
Maine	4	61 - 118 - 3	51.7	730	6.2	4	182.5
Stony Brook	5	68 - 129 - 8	52.7	880	6.8	3	176.0
William & Mary	4	52 - 87 - 3	59.8	537	6.2	4	134.3

**PASS COMP. PCT**

Team	G	Comp-Att-Int	Pct.	Yds	Avg/A	TD	Avg/G
James Madison	4	101 - 139 - 1	72.7	1171	8.4	15	292.8
Villanova	4	76 - 118 - 3	64.4	948	8.0	11	237.0
New Hampshire	5	91 - 143 - 2	63.6	934	6.5	9	186.8
Elon	5	127 - 209 - 2	60.8	1387	6.6	8	277.4
William & Mary	4	52 - 87 - 3	59.8	537	6.2	4	134.3
Richmond	5	98 - 165 - 3	59.4	999	6.1	7	199.8
Delaware	4	57 - 99 - 1	57.6	733	7.4	4	183.3
Rhode Island	4	65 - 113 - 2	57.5	970	8.6	7	242.5
Towson	4	77 - 141 - 6	54.6	854	6.1	6	213.5
Albany (NY)	4	63 - 117 - 3	53.8	749	6.4	4	187.3
Stony Brook	5	68 - 129 - 8	52.7	880	6.8	3	176.0
Maine	4	61 - 118 - 3	51.7	730	6.2	4	182.5

**PASS DEFENSE**

Team	G	Comp-Att-Int	Pct.	Yds	Avg/A	TD	Avg/G
Towson	4	53 - 91 - 2	58.2	674	7.4	4	168.5
Albany (NY)	4	59 - 95 - 4	62.1	726	7.6	3	181.5
James Madison	4	73 - 133 - 6	54.9	737	5.5	4	184.3
Rhode Island	4	85 - 149 - 4	57.0	837	5.6	4	209.3
Richmond	5	90 - 151 - 4	59.6	1056	7.0	5	211.2
Elon	5	80 - 136 - 6	58.8	1094	8.0	8	218.8
Villanova	4	73 - 127 - 9	57.5	895	7.0	6	223.8
Stony Brook	5	96 - 153 - 2	62.7	1180	7.7	10	236.0
Delaware	4	73 - 125 - 4	58.4	993	7.9	5	248.3
William & Mary	4	103 - 174 - 5	59.2	1095	6.3	5	273.8
New Hampshire	5	117 - 186 - 8	62.9	1373	7.4	10	274.6
Maine	4	85 - 133 - 3	63.9	1205	9.1	9	301.3

**PASS YDS/COMP.**

Team	G	Comp-Att-Int	Pct.	Yds	Avg/A	TD	Avg/G
James Madison	4	101 - 139 - 1	72.7	1171	8.4	15	292.8
Villanova	4	76 - 118 - 3	64.4	948	8.0	11	237.0
Rhode Island	4	65 - 113 - 2	57.5	970	8.6	7	242.5
New Hampshire	5	91 - 143 - 2	63.6	934	6.5	9	186.8
Delaware	4	57 - 99 - 1	57.6	733	7.4	4	183.3
Elon	5	127 - 209 - 2	60.8	1387	6.6	8	277.4
Richmond	5	98 - 165 - 3	59.4	999	6.1	7	199.8
William & Mary	4	52 - 87 - 3	59.8	537	6.2	4	134.3
Albany (NY)	4	63 - 117 - 3	53.8	749	6.4	4	187.3
Towson	4	77 - 141 - 6	54.6	854	6.1	6	213.5
Maine	4	61 - 118 - 3	51.7	730	6.2	4	182.5
Stony Brook	5	68 - 129 - 8	52.7	880	6.8	3	176.0

**PASS ATTEMPTS**

Team	G	Comp-Att-Int	Pct.	Yds	Avg/A	TD	Avg/G
Elon	5	127 - 209 - 2	60.8	1387	6.6	8	277.4
Richmond	5	98 - 165 - 3	59.4	999	6.1	7	199.8
New Hampshire	5	91 - 143 - 2	63.6	934	6.5	9	186.8
Towson	4	77 - 141 - 6	54.6	854	6.1	6	213.5
James Madison	4	101 - 139 - 1	72.7	1171	8.4	15	292.8
Stony Brook	5	68 - 129 - 8	52.7	880	6.8	3	176.0
Villanova	4	76 - 118 - 3	64.4	948	8.0	11	237.0
Maine	4	61 - 118 - 3	51.7	730	6.2	4	182.5
Albany (NY)	4	63 - 117 - 3	53.8	749	6.4	4	187.3
Rhode Island	4	65 - 113 - 2	57.5	970	8.6	7	242.5
Delaware	4	57 - 99 - 1	57.6	733	7.4	4	183.3
William & Mary	4	52 - 87 - 3	59.8	537	6.2	4	134.3

**PASS YDS/ATT.**

Team	G	Comp-Att-Int	Pct.	Yds	Avg/A	TD	Avg/G
Stony Brook	5	68 - 129 - 8	52.7	880	6.8	3	176.0
Rhode Island	4	65 - 113 - 2	57.5	970	8.6	7	242.5
James Madison	4	101 - 139 - 1	72.7	1171	8.4	15	292.8
Elon	5	127 - 209 - 2	60.8	1387	6.6	8	277.4
Villanova	4	76 - 118 - 3	64.4	948	8.0	11	237.0
New Hampshire	5	91 - 143 - 2	63.6	934	6.5	9	186.8
Richmond	5	98 - 165 - 3	59.4	999	6.1	7	199.8
Delaware	4	57 - 99 - 1	57.6	733	7.4	4	183.3
Albany (NY)	4	63 - 117 - 3	53.8	749	6.4	4	187.3
William & Mary	4	52 - 87 - 3	59.8	537	6.2	4	134.3
Towson	4	77 - 141 - 6	54.6	854	6.1	6	213.5
Maine	4	61 - 118 - 3	51.7	730	6.2	4	182.5



**2021-22 CAA Football  
Extended Team Leaders  
All games**

**PASS COMPLETIONS**

Team	G	Comp-Att-Int	Pct.	Yds	Avg/A	TD	Avg/G
Elon	5	127 - 209 - 2	60.8	1387	6.6	8	277.4
James Madison	4	101 - 139 - 1	72.7	1171	8.4	15	292.8
Richmond	5	98 - 165 - 3	59.4	999	6.1	7	199.8
New Hampshire	5	91 - 143 - 2	63.6	934	6.5	9	186.8
Towson	4	77 - 141 - 6	54.6	854	6.1	6	213.5
Villanova	4	76 - 118 - 3	64.4	948	8.0	11	237.0
Stony Brook	5	68 - 129 - 8	52.7	880	6.8	3	176.0
Rhode Island	4	65 - 113 - 2	57.5	970	8.6	7	242.5
Albany (NY)	4	63 - 117 - 3	53.8	749	6.4	4	187.3
Maine	4	61 - 118 - 3	51.7	730	6.2	4	182.5
Delaware	4	57 - 99 - 1	57.6	733	7.4	4	183.3
William & Mary	4	52 - 87 - 3	59.8	537	6.2	4	134.3

**PASS INTERCEPTIONS**

Team	G	Comp-Att-Int	Pct.	Yds	Avg/A	TD	Avg/G
Delaware	4	57 - 99 - 1	57.6	733	7.4	4	183.3
James Madison	4	101 - 139 - 1	72.7	1171	8.4	15	292.8
New Hampshire	5	91 - 143 - 2	63.6	934	6.5	9	186.8
Rhode Island	4	65 - 113 - 2	57.5	970	8.6	7	242.5
Elon	5	127 - 209 - 2	60.8	1387	6.6	8	277.4
William & Mary	4	52 - 87 - 3	59.8	537	6.2	4	134.3
Villanova	4	76 - 118 - 3	64.4	948	8.0	11	237.0
Richmond	5	98 - 165 - 3	59.4	999	6.1	7	199.8
Maine	4	61 - 118 - 3	51.7	730	6.2	4	182.5
Albany (NY)	4	63 - 117 - 3	53.8	749	6.4	4	187.3
Towson	4	77 - 141 - 6	54.6	854	6.1	6	213.5
Stony Brook	5	68 - 129 - 8	52.7	880	6.8	3	176.0

**PASS YARDS**

Team	G	Comp-Att-Int	Pct.	Yds	Avg/A	TD	Avg/G
Elon	5	127 - 209 - 2	60.8	1387	6.6	8	277.4
James Madison	4	101 - 139 - 1	72.7	1171	8.4	15	292.8
Richmond	5	98 - 165 - 3	59.4	999	6.1	7	199.8
Rhode Island	4	65 - 113 - 2	57.5	970	8.6	7	242.5
Villanova	4	76 - 118 - 3	64.4	948	8.0	11	237.0
New Hampshire	5	91 - 143 - 2	63.6	934	6.5	9	186.8
Stony Brook	5	68 - 129 - 8	52.7	880	6.8	3	176.0
Towson	4	77 - 141 - 6	54.6	854	6.1	6	213.5
Albany (NY)	4	63 - 117 - 3	53.8	749	6.4	4	187.3
Delaware	4	57 - 99 - 1	57.6	733	7.4	4	183.3
Maine	4	61 - 118 - 3	51.7	730	6.2	4	182.5
William & Mary	4	52 - 87 - 3	59.8	537	6.2	4	134.3

**PASSING TDS**

Team	G	Comp-Att-Int	Pct.	Yds	Avg/A	TD	Avg/G
James Madison	4	101 - 139 - 1	72.7	1171	8.4	15	292.8
Villanova	4	76 - 118 - 3	64.4	948	8.0	11	237.0
New Hampshire	5	91 - 143 - 2	63.6	934	6.5	9	186.8
Elon	5	127 - 209 - 2	60.8	1387	6.6	8	277.4
Richmond	5	98 - 165 - 3	59.4	999	6.1	7	199.8
Rhode Island	4	65 - 113 - 2	57.5	970	8.6	7	242.5
Towson	4	77 - 141 - 6	54.6	854	6.1	6	213.5
William & Mary	4	52 - 87 - 3	59.8	537	6.2	4	134.3
Maine	4	61 - 118 - 3	51.7	730	6.2	4	182.5
Delaware	4	57 - 99 - 1	57.6	733	7.4	4	183.3
Albany (NY)	4	63 - 117 - 3	53.8	749	6.4	4	187.3
Stony Brook	5	68 - 129 - 8	52.7	880	6.8	3	176.0

**FIELD GOALS**

Team	G	Made	Att	Pct
James Madison	4	7	7	100
Towson	4	1	1	100
Delaware	4	8	8	100
Albany (NY)	4	4	4	100
Villanova	4	9	10	90
Richmond	5	5	7	71.43
Elon	5	8	13	61.54
William & Mary	4	3	5	60
Maine	4	3	5	60
Rhode Island	4	5	9	55.56
Stony Brook	5	1	3	33.33
New Hampshire	5	0	5	0

**PATS KICKS MADE**

Team	G	Made	Att	Pct
James Madison	4	22	23	95.65
Villanova	4	18	18	100
Rhode Island	4	16	17	94.12
Richmond	5	12	13	92.31
Stony Brook	5	11	12	91.67
Elon	5	11	11	100
William & Mary	4	10	11	90.91
New Hampshire	5	10	11	90.91
Delaware	4	10	10	100
Maine	4	9	9	100
Towson	4	8	9	88.89
Albany (NY)	4	5	5	100



**2021-22 CAA Football  
Extended Team Leaders  
All games**

**FIELD GOALS ATTEMPTED**

Team	G	Made	Att	Pct
Elon	5	8	13	61.54
Villanova	4	9	10	90
Rhode Island	4	5	9	55.56
Delaware	4	8	8	100
Richmond	5	5	7	71.43
James Madison	4	7	7	100
William & Mary	4	3	5	60
New Hampshire	5	0	5	0
Maine	4	3	5	60
Albany (NY)	4	4	4	100
Stony Brook	5	1	3	33.33
Towson	4	1	1	100

**NET YARDS PER PUNT**

Team	G	No.	Yards	Avg/P	Ret.	Avg/R	TB	Net/P
Stony Brook	5	936	978	40.8	8	3.4	1	39.0
New Hampshire	5	1160	1253	41.8	6	5.7	3	38.7
Rhode Island	4	721	750	39.5	8	9.3	0	37.9
James Madison	4	479	499	38.4	4	1.8	0	36.8
Richmond	5	986	1059	39.2	2	3.5	0	36.5
Towson	4	798	876	39.8	10	9.4	0	36.3
Elon	5	1038	1103	38.0	9	2.8	2	35.8
Albany (NY)	4	1015	1181	40.7	3	5.0	0	35.0
Maine	4	963	1123	40.1	5	3.8	4	34.4
William & Mary	4	993	1116	38.5	3	4.0	2	34.2
Delaware	4	696	875	41.7	4	12.8	3	33.1
Villanova	4	483	524	34.9	5	6.2	1	32.2

**FIELD GOALS MADE**

Team	G	Made	Att	Pct
Villanova	4	9	10	90
Elon	5	8	13	61.54
Delaware	4	8	8	100
James Madison	4	7	7	100
Richmond	5	5	7	71.43
Rhode Island	4	5	9	55.56
Albany (NY)	4	4	4	100
William & Mary	4	3	5	60
Maine	4	3	5	60
Towson	4	1	1	100
Stony Brook	5	1	3	33.33
New Hampshire	5	0	5	0

**AVG YARDS PER PUNT**

Team	G	No.	Yards	Avg/P	Ret.	Avg/R	TB	Net/P
New Hampshire	5	1160	1253	41.8	6	5.7	3	38.7
Delaware	4	696	875	41.7	4	12.8	3	33.1
Stony Brook	5	936	978	40.8	8	3.4	1	39.0
Albany (NY)	4	1015	1181	40.7	3	5.0	0	35.0
Maine	4	963	1123	40.1	5	3.8	4	34.4
Towson	4	798	876	39.8	10	9.4	0	36.3
Rhode Island	4	721	750	39.5	8	9.3	0	37.9
Richmond	5	986	1059	39.2	2	3.5	0	36.5
William & Mary	4	993	1116	38.5	3	4.0	2	34.2
James Madison	4	479	499	38.4	4	1.8	0	36.8
Elon	5	1038	1103	38.0	9	2.8	2	35.8
Villanova	4	483	524	34.9	5	6.2	1	32.2

**PAT KICKING**

Team	G	Made	Att	Pct
Villanova	4	18	18	100
Maine	4	9	9	100
Elon	5	11	11	100
Delaware	4	10	10	100
Albany (NY)	4	5	5	100
James Madison	4	22	23	95.65
Rhode Island	4	16	17	94.12
Richmond	5	12	13	92.31
Stony Brook	5	11	12	91.67
William & Mary	4	10	11	90.91
New Hampshire	5	10	11	90.91
Towson	4	8	9	88.89

**NUMBER OF PUNTS**

Team	G	No.	Yards	Avg/P	Ret.	Avg/R	TB	Net/P
New Hampshire	5	1160	1253	41.8	6	5.7	3	38.7
Elon	5	1038	1103	38.0	9	2.8	2	35.8
Albany (NY)	4	1015	1181	40.7	3	5.0	0	35.0
William & Mary	4	993	1116	38.5	3	4.0	2	34.2
Richmond	5	986	1059	39.2	2	3.5	0	36.5
Maine	4	963	1123	40.1	5	3.8	4	34.4
Stony Brook	5	936	978	40.8	8	3.4	1	39.0
Towson	4	798	876	39.8	10	9.4	0	36.3
Rhode Island	4	721	750	39.5	8	9.3	0	37.9
Delaware	4	696	875	41.7	4	12.8	3	33.1
Villanova	4	483	524	34.9	5	6.2	1	32.2
James Madison	4	479	499	38.4	4	1.8	0	36.8



**2021-22 CAA Football  
Extended Team Leaders  
All games**

**PAT KICK ATTEMPTS**

Team	G	Made	Att	Pct
James Madison	4	22	23	95.65
Villanova	4	18	18	100
Rhode Island	4	16	17	94.12
Richmond	5	12	13	92.31
Stony Brook	5	11	12	91.67
William & Mary	4	10	11	90.91
New Hampshire	5	10	11	90.91
Elon	5	11	11	100
Delaware	4	10	10	100
Towson	4	8	9	88.89
Maine	4	9	9	100
Albany (NY)	4	5	5	100

**YARDS PUNTED**

Team	G	No.	Yards	Avg/P	Ret.	Avg/R	TB	Net/P
New Hampshire	5	1160	1253	41.8	6	5.7	3	38.7
Albany (NY)	4	1015	1181	40.7	3	5.0	0	35.0
Maine	4	963	1123	40.1	5	3.8	4	34.4
William & Mary	4	993	1116	38.5	3	4.0	2	34.2
Elon	5	1038	1103	38.0	9	2.8	2	35.8
Richmond	5	986	1059	39.2	2	3.5	0	36.5
Stony Brook	5	936	978	40.8	8	3.4	1	39.0
Towson	4	798	876	39.8	10	9.4	0	36.3
Delaware	4	696	875	41.7	4	12.8	3	33.1
Rhode Island	4	721	750	39.5	8	9.3	0	37.9
Villanova	4	483	524	34.9	5	6.2	1	32.2
James Madison	4	479	499	38.4	4	1.8	0	36.8

**PUNT RETURN AVG**

Team	G	No	Yards	TD	Long	Avg.
Delaware	4	4	51	0	38	12.75
Towson	4	10	94	0	32	9.4
Rhode Island	4	8	74	1	50	9.25
Villanova	4	5	31	0	16	6.2
New Hampshire	5	6	34	0	14	5.666667
Albany (NY)	4	3	15	0	8	5
William & Mary	4	3	12	0	11	4
Maine	4	5	19	1	4	3.8
Richmond	5	2	7	0	5	3.5
Stony Brook	5	8	27	0	17	3.375
Elon	5	9	25	0	10	2.777778
James Madison	4	4	7	1	10	1.75

**KICK RETURNS**

Team	G	No.	Yards	TD	Long	Avg.
New Hampshire	5	20	366	0	34	18.3
Maine	4	17	377	0	51	22.2
Stony Brook	5	13	244	0	35	18.8
Albany (NY)	4	11	166	0	30	15.1
Rhode Island	4	10	233	0	40	23.3
Richmond	5	9	267	1	98	29.7
Elon	5	9	169	0	39	18.8
Delaware	4	9	168	0	35	18.7
Towson	4	8	208	0	73	26.0
William & Mary	4	7	127	0	36	18.1
Villanova	4	6	127	0	29	21.2
James Madison	4	6	155	0	52	25.8

**PUNT RETURNS**

Team	G	No	Yards	TD	Long	Avg.
Towson	4	10	94	0	32	9.4
Elon	5	9	25	0	10	2.777778
Stony Brook	5	8	27	0	17	3.375
Rhode Island	4	8	74	1	50	9.25
New Hampshire	5	6	34	0	14	5.666667
Villanova	4	5	31	0	16	6.2
Maine	4	5	19	1	4	3.8
James Madison	4	4	7	1	10	1.75
Delaware	4	4	51	0	38	12.75
William & Mary	4	3	12	0	11	4
Albany (NY)	4	3	15	0	8	5
Richmond	5	2	7	0	5	3.5

**KICK RETURN YARDS**

Team	G	No.	Yards	TD	Long	Avg.
Maine	4	17	377	0	51	22.2
New Hampshire	5	20	366	0	34	18.3
Richmond	5	9	267	1	98	29.7
Stony Brook	5	13	244	0	35	18.8
Rhode Island	4	10	233	0	40	23.3
Towson	4	8	208	0	73	26.0
Elon	5	9	169	0	39	18.8
Delaware	4	9	168	0	35	18.7
Albany (NY)	4	11	166	0	30	15.1
James Madison	4	6	155	0	52	25.8
William & Mary	4	7	127	0	36	18.1
Villanova	4	6	127	0	29	21.2



**2021-22 CAA Football  
Extended Team Leaders  
All games**

**PUNT RETURN YARDS**

Team	G	No	Yards	TD	Long	Avg.
Towson	4	10	94	0	32	9.4
Rhode Island	4	8	74	1	50	9.25
Delaware	4	4	51	0	38	12.75
New Hampshire	5	6	34	0	14	5.666667
Villanova	4	5	31	0	16	6.2
Stony Brook	5	8	27	0	17	3.375
Elon	5	9	25	0	10	2.777778
Maine	4	5	19	1	4	3.8
Albany (NY)	4	3	15	0	8	5
William & Mary	4	3	12	0	11	4
Richmond	5	2	7	0	5	3.5
James Madison	4	4	7	1	10	1.75

**KICK RETURN TDS**

Team	G	No.	Yards	TD	Long	Avg.
Richmond	5	9	267	1	98	29.7
William & Mary	4	7	127	0	36	18.1
Villanova	4	6	127	0	29	21.2
Towson	4	8	208	0	73	26.0
Stony Brook	5	13	244	0	35	18.8
Rhode Island	4	10	233	0	40	23.3
New Hampshire	5	20	366	0	34	18.3
Maine	4	17	377	0	51	22.2
James Madison	4	6	155	0	52	25.8
Elon	5	9	169	0	39	18.8
Delaware	4	9	168	0	35	18.7
Albany (NY)	4	11	166	0	30	15.1

**PUNT RETURN TDS**

Team	G	No	Yards	TD	Long	Avg.
Rhode Island	4	8	74	1	50	29
Maine	4	5	19	1	4	8.33
James Madison	4	4	7	1	10	3.5
William & Mary	4	3	12	0	11	4
Villanova	4	5	31	0	16	15.5
Towson	4	10	94	0	32	22
Stony Brook	5	8	27	0	17	12.5
Richmond	5	2	7	0	5	7
New Hampshire	5	6	34	0	14	25.5
Elon	5	9	25	0	10	7.67
Delaware	4	4	51	0	38	12.75
Albany (NY)	4	3	15	0	8	11

**KICKOFF RETURNS**

Team	G	No	Yards	TD	Long	Avg.
Richmond	5	24	1010	1	98	42.1
William & Mary	4	19	795	0	36	41.8
Rhode Island	4	25	1016	0	40	40.6
Elon	5	24	962	0	39	40.1
Delaware	4	22	862	0	35	39.2
James Madison	4	34	1331	0	52	39.1
Maine	4	16	612	0	51	38.3
Villanova	4	31	1144	0	29	36.9
New Hampshire	5	21	766	0	34	36.5
Towson	4	15	510	0	73	34
Stony Brook	5	19	628	0	35	33.1
Albany (NY)	4	14	451	0	30	32.2



**2021-22 CAA Football  
Extended Team Leaders  
All games**

**INTERCEPTION RETURN AVG**

Team	G	No.	Yards	TD	Long	Avg.
Rhode Island	4	4	135	1	100	85.0
New Hampshire	5	8	146	1	65	77.3
Elon	5	6	100	0	34	63.5
Albany (NY)	4	4	81	1	34	60.0
William & Mary	4	5	116	2	78	42.0
James Madison	4	6	47	1	31	37.7
Maine	4	3	44	0	27	30.5
Villanova	4	9	67	1	28	30.0
Richmond	5	4	49	0	39	27.0
Towson	4	2	8	0	5	8.0
Stony Brook	5	2	13	0	13	6.5
Delaware	4	4	11	0	9	5.5

**FUMBLE RETURNS**

Team	G	No.	Yards	TD	Long	Avg.
William & Mary	4	0	22	0	22	0.0
Villanova	4	0	0	0	0	0.0
Towson	4	0	0	0	0	0.0
Stony Brook	5	0	0	0	0	0.0
Richmond	5	0	0	0	0	0.0
Rhode Island	4	0	0	0	0	0.0
New Hampshire	5	0	93	1	93	0.0
Maine	4	0	20	0	20	0.0
James Madison	4	0	0	1	0	0.0
Elon	5	0	4	0	4	0.0
Delaware	4	0	0	0	0	0.0
Albany (NY)	4	0	0	0	0	0.0

**INTERCEPTION RETURNS**

Team	G	No.	Yards	TD	Long	Avg.
Villanova	4	9	67	1	28	30.0
New Hampshire	5	8	146	1	65	77.3
James Madison	4	6	47	1	31	37.7
Elon	5	6	100	0	34	63.5
William & Mary	4	5	116	2	78	42.0
Richmond	5	4	49	0	39	27.0
Rhode Island	4	4	135	1	100	85.0
Delaware	4	4	11	0	9	5.5
Albany (NY)	4	4	81	1	34	60.0
Maine	4	3	44	0	27	30.5
Towson	4	2	8	0	5	8.0
Stony Brook	5	2	13	0	13	6.5

**FUMBLE RETURN YARDS**

Team	G	No.	Yards	TD	Long	Avg.
New Hampshire	5	0	93	1	93	0.0
William & Mary	4	0	22	0	22	0.0
Maine	4	0	20	0	20	0.0
Elon	5	0	4	0	4	0.0
Villanova	4	0	0	0	0	0.0
Towson	4	0	0	0	0	0.0
Stony Brook	5	0	0	0	0	0.0
Richmond	5	0	0	0	0	0.0
Rhode Island	4	0	0	0	0	0.0
James Madison	4	0	0	1	0	0.0
Delaware	4	0	0	0	0	0.0
Albany (NY)	4	0	0	0	0	0.0

**INTERCEPTION RET YARDS**

Team	G	No.	Yards	TD	Long	Avg.
New Hampshire	5	8	146	1	65	77.3
Rhode Island	4	4	135	1	100	85.0
William & Mary	4	5	116	2	78	42.0
Elon	5	6	100	0	34	63.5
Albany (NY)	4	4	81	1	34	60.0
Villanova	4	9	67	1	28	30.0
Richmond	5	4	49	0	39	27.0
James Madison	4	6	47	1	31	37.7
Maine	4	3	44	0	27	30.5
Stony Brook	5	2	13	0	13	6.5
Delaware	4	4	11	0	9	5.5
Towson	4	2	8	0	5	8.0

**FUMBLE RETURN TDS**

Team	G	No.	Yards	TD	Long	Avg.
James Madison	4	0	0	1	0	0.0
New Hampshire	5	0	93	1	93	0.0
William & Mary	4	0	22	0	22	0.0
Villanova	4	0	0	0	0	0.0
Towson	4	0	0	0	0	0.0
Stony Brook	5	0	0	0	0	0.0
Richmond	5	0	0	0	0	0.0
Rhode Island	4	0	0	0	0	0.0
Maine	4	0	20	0	20	0.0
Elon	5	0	4	0	4	0.0
Delaware	4	0	0	0	0	0.0
Albany (NY)	4	0	0	0	0	0.0



**2021-22 CAA Football  
Extended Team Leaders  
All games**

**INTERCEPTION RETURN TDS**

Team	G	No.	Yards	TD	Long	Avg.
William & Mary	4	5	116	2	78	42.0
Villanova	4	9	67	1	28	30.0
Rhode Island	4	4	135	1	100	85.0
New Hampshire	5	8	146	1	65	77.3
James Madison	4	6	47	1	31	37.7
Albany (NY)	4	4	81	1	34	60.0
Towson	4	2	8	0	5	8.0
Stony Brook	5	2	13	0	13	6.5
Richmond	5	4	49	0	39	27.0
Maine	4	3	44	0	27	30.5
Elon	5	6	100	0	34	63.5
Delaware	4	4	11	0	9	5.5

**FUMBLE RECOVERED**

Team	G	No.	Yards	TD	Long	Avg.
Elon	5	6	4	0	4	0.0
New Hampshire	5	4	93	1	93	0.0
Villanova	4	3	0	0	0	0.0
Stony Brook	5	3	0	0	0	0.0
Maine	4	3	20	0	20	0.0
Albany (NY)	4	3	0	0	0	0.0
Towson	4	2	0	0	0	0.0
Richmond	5	2	0	0	0	0.0
Rhode Island	4	2	0	0	0	0.0
James Madison	4	2	0	1	0	0.0
William & Mary	4	1	22	0	22	0.0
Delaware	4	1	0	0	0	0.0

**FUMBLE RETURN AVG**

Team	G	No.	Yards	TD	Long	Avg.
William & Mary	4	0	22	0	22	0.0
Villanova	4	0	0	0	0	0.0
Towson	4	0	0	0	0	0.0
Stony Brook	5	0	0	0	0	0.0
Richmond	5	0	0	0	0	0.0
Rhode Island	4	0	0	0	0	0.0
New Hampshire	5	0	93	1	93	0.0
Maine	4	0	20	0	20	0.0
James Madison	4	0	0	1	0	0.0
Elon	5	0	4	0	4	0.0
Delaware	4	0	0	0	0	0.0
Albany (NY)	4	0	0	0	0	0.0

**TURNOVER MARGIN**

Team	G	Lost			Gained			Margin	Per/G
		Fum	Int	Tot	Fum	Int	Tot		
Villanova	4	1	3	4	3	9	12	8	2.0
Elon	5	3	2	5	6	6	12	7	1.4
Delaware	4	0	1	1	2	4	6	5	1.3
Rhode Island	4	0	2	2	2	4	6	4	1.0
New Hampshire	5	6	2	8	4	8	12	4	0.8
James Madison	4	3	1	4	2	6	8	4	1.0
William & Mary	4	1	3	4	1	5	6	2	0.5
Maine	4	1	3	4	3	3	6	2	0.5
Richmond	5	3	3	6	2	4	6	0	0.0
Albany (NY)	4	3	3	6	1	4	5	-1	-0.3
Towson	4	1	6	7	2	2	4	-3	-0.8
Stony Brook	5	3	8	11	3	2	5	-6	-1.2

**FIRST DOWNS**

Team	G	Rush	Pass	Pen	Total	Avg/G
Stony Brook	5	56	36	7	99	19.8
Richmond	5	41	52	5	98	19.6
Elon	5	24	65	9	98	19.6
James Madison	4	43	50	3	96	24
Rhode Island	4	35	41	5	81	20.25
Villanova	4	39	39	2	80	20
Delaware	4	35	33	11	79	19.75
New Hampshire	5	22	43	9	74	14.8
Towson	4	26	36	7	69	17.25
Maine	4	22	29	7	58	14.5
William & Mary	4	26	24	2	52	13
Albany (NY)	4	12	27	9	48	12

**3RD-DOWN CONVERSIONS**

Team	G	Conv.	Att.	Pct.
James Madison	4	30	56	53.57
Villanova	4	25	54	46.3
Richmond	5	33	74	44.59
Rhode Island	4	23	54	42.59
Stony Brook	5	30	75	40
Elon	5	32	80	40
Towson	4	20	59	33.9
William & Mary	4	16	53	30.19
Delaware	4	15	52	28.85
Maine	4	13	52	25
Albany (NY)	4	13	55	23.64
New Hampshire	5	12	58	20.69



**2021-22 CAA Football  
Extended Team Leaders  
All games**

**1ST DOWNS RUSHING**

Team	G	Rush	Pass	Pen	Total	Avg/G
Stony Brook	5	56	36	7	99	19.8
James Madison	4	43	50	3	96	24
Richmond	5	41	52	5	98	19.6
Villanova	4	39	39	2	80	20
Rhode Island	4	35	41	5	81	20.25
Delaware	4	35	33	11	79	19.75
William & Mary	4	26	24	2	52	13
Towson	4	26	36	7	69	17.25
Elon	5	24	65	9	98	19.6
New Hampshire	5	22	43	9	74	14.8
Maine	4	22	29	7	58	14.5
Albany (NY)	4	12	27	9	48	12

**OPT 3RD-DN CONVERT**

Team	G	Conv.	Att.	Pct.
James Madison	4	14	56	25
Villanova	4	16	51	31.37
Albany (NY)	4	15	45	33.33
Richmond	5	23	66	34.85
William & Mary	4	22	62	35.48
Maine	4	16	45	35.56
Rhode Island	4	24	66	36.36
Stony Brook	5	26	70	37.14
Elon	5	27	68	39.71
Towson	4	19	47	40.43
Delaware	4	22	52	42.31
New Hampshire	5	34	77	44.16

**1ST DOWNS PASSING**

Team	G	Rush	Pass	Pen	Total	Avg/G
Elon	5	24	65	9	98	19.6
Richmond	5	41	52	5	98	19.6
James Madison	4	43	50	3	96	24
New Hampshire	5	22	43	9	74	14.8
Rhode Island	4	35	41	5	81	20.25
Villanova	4	39	39	2	80	20
Towson	4	26	36	7	69	17.25
Stony Brook	5	56	36	7	99	19.8
Delaware	4	35	33	11	79	19.75
Maine	4	22	29	7	58	14.5
Albany (NY)	4	12	27	9	48	12
William & Mary	4	26	24	2	52	13

**4TH-DOWN CONVERSIONS**

Team	G	Conv.	Att.	Pct.
William & Mary	4	3	3	100
Villanova	4	3	4	75
Rhode Island	4	2	3	66.67
Delaware	4	2	3	66.67
Stony Brook	5	8	14	57.14
James Madison	4	2	4	50
Albany (NY)	4	3	6	50
Towson	4	5	11	45.45
Maine	4	1	4	25
New Hampshire	5	1	5	20
Elon	5	1	5	20
Richmond	5	1	6	16.67

**1ST DOWNS BY PENALTY**

Team	G	Rush	Pass	Pen	Total	Avg/G
Delaware	4	35	33	11	79	19.75
New Hampshire	5	22	43	9	74	14.8
Elon	5	24	65	9	98	19.6
Albany (NY)	4	12	27	9	48	12
Towson	4	26	36	7	69	17.25
Stony Brook	5	56	36	7	99	19.8
Maine	4	22	29	7	58	14.5
Richmond	5	41	52	5	98	19.6
Rhode Island	4	35	41	5	81	20.25
James Madison	4	43	50	3	96	24
William & Mary	4	26	24	2	52	13
Villanova	4	39	39	2	80	20

**OPP 4TH-DN CONVERT**

Team	G	Conv.	Att.	Pct.
Richmond	5	0	5	0
William & Mary	4	3	12	25
Maine	4	1	4	25
Elon	5	1	4	25
Villanova	4	2	6	33.33
Stony Brook	5	2	4	50
Delaware	4	2	4	50
New Hampshire	5	6	11	54.55
Towson	4	2	3	66.67
James Madison	4	4	6	66.67
Rhode Island	4	9	13	69.23
Albany (NY)	4	3	4	75



**2021-22 CAA Football  
Extended Team Leaders  
All games**

**OPPONENT 1ST DOWNS**

Team	G	Rush	Pass	Pen	Total	Avg/G
Villanova	4	15	34	7	56	14
James Madison	4	13	32	12	57	14.25
Delaware	4	22	37	5	64	16
Towson	4	41	27	6	74	18.5
William & Mary	4	25	48	3	76	19
Richmond	5	36	44	3	83	16.6
Albany (NY)	4	41	31	11	83	20.75
Rhode Island	4	31	44	9	84	21
Stony Brook	5	31	55	9	95	19
Elon	5	41	48	6	95	19
Maine	4	34	55	11	100	25
New Hampshire	5	54	58	3	115	23



**2021-22 CAA Football  
Extended Team Leaders  
All games**

**SACKS BY**

Team	G	No.	Yards	Avg/G
New Hampshire	5	15	94	3
William & Mary	4	13	56	3.25
Rhode Island	4	12	74	3
James Madison	4	11	84	2.75
Villanova	4	10	70	2.5
Stony Brook	5	10	58	2
Richmond	5	8	52	1.6
Towson	4	7	30	1.75
Elon	5	7	50	1.4
Albany (NY)	4	7	39	1.75
Delaware	4	5	33	1.25
Maine	4	2	7	0.5

**KICKOFF COVERAGE**

Team	G	No	Yards	Avg.	Ret.	TB	NetAvg
Delaware	4	20	809	40.5	123	8	17.57
Albany (NY)	4	26	1047	40.3	140	9	20
William & Mary	4	18	692	38.4	135	7	16.88
Villanova	4	16	610	38.1	209	8	26.13
Elon	5	28	1045	37.3	275	10	18.33
New Hampshire	5	29	1075	37.1	296	4	21.14
Maine	4	30	1105	36.8	188	9	23.5
Richmond	5	21	764	36.4	188	10	17.09
Rhode Island	4	17	602	35.4	223	4	18.58
Stony Brook	5	30	1047	34.9	284	9	23.67
Towson	4	22	727	33	86	6	17.2
James Madison	4	19	525	27.6	318	3	17.67

**SACKS AGAINST**

Team	G	No.	Yards	Avg/G
William & Mary	4	3	24	0.75
Villanova	4	5	38	1.25
Rhode Island	4	5	31	1.25
James Madison	4	6	39	1.5
Richmond	5	7	49	1.4
Maine	4	7	46	1.75
New Hampshire	5	9	70	1.8
Elon	5	9	29	1.8
Stony Brook	5	11	62	2.2
Towson	4	12	70	3
Delaware	4	12	76	3
Albany (NY)	4	19	112	4.75

**RED ZONE OFFENSE**

Team	G	Scores	Pct.	TDs	(R-P)	FGs	TurnO
Rhode Island	4	15 - 16	93.8	11	8 - 3	4 - 4	1
Villanova	4	18 - 20	90.0	10	5 - 5	8 - 6	1
Delaware	4	13 - 15	86.7	7	6 - 1	6 - 1	0
Maine	4	6 - 7	85.7	3	3 - 0	3 - 3	0
Albany (NY)	4	6 - 7	85.7	4	2 - 2	2 - 1	1
James Madison	4	16 - 19	84.2	12	4 - 8	4 - 4	3
William & Mary	4	7 - 9	77.8	4	2 - 2	3 - 5	0
Richmond	5	12 - 17	70.6	8	5 - 3	4 - 3	4
Elon	5	12 - 17	70.6	10	4 - 6	2 - 3	3
Towson	4	9 - 13	69.2	8	4 - 4	1 - 0	4
New Hampshire	5	9 - 15	60.0	9	2 - 7	0 - 2	4
Stony Brook	5	10 - 19	52.6	9	8 - 1	1 - 3	7

**PENALTIES**

Team	G	No.	Yards	Avg/G
New Hampshire	5	19	143	28.6
Delaware	4	16	143	35.75
Richmond	5	26	220	44
Villanova	4	23	235	58.75
Towson	4	26	238	59.5
Elon	5	36	304	60.8
Stony Brook	5	42	313	62.6
Albany (NY)	4	25	251	62.75
James Madison	4	30	259	64.75
Rhode Island	4	30	284	71
Maine	4	31	289	72.25
William & Mary	4	31	320	80

**RED ZONE DEFENSE**

Team	G	Scores	Pct.	TDs	(R-P)	FGs	TurnO
New Hampshire	5	15 - 21	71.4	13	8 - 5	2 - 2	5
William & Mary	4	9 - 12	75.0	8	4 - 4	1 - 3	1
Towson	4	12 - 16	75.0	11	8 - 3	1 - 3	1
Richmond	5	9 - 12	75.0	6	4 - 2	3 - 3	2
Elon	5	12 - 16	75.0	10	7 - 3	2 - 3	3
Albany (NY)	4	13 - 17	76.5	10	9 - 1	3 - 2	2
Rhode Island	4	11 - 14	78.6	10	6 - 4	1 - 1	3
Maine	4	16 - 19	84.2	10	8 - 2	6 - 4	2
Stony Brook	5	17 - 20	85.0	13	7 - 6	4 - 4	3
James Madison	4	6 - 7	85.7	4	2 - 2	2 - 2	1
Villanova	4	5 - 5	100.0	1	1 - 0	4 - 3	0
Delaware	4	7 - 7	100.0	3	3 - 0	4 - 1	0



### OPPONENT PENALTIES

Team	G	No.	Yards	Avg/G
Albany (NY)	4	38	369	92.25
Rhode Island	4	34	226	56.5
Stony Brook	5	29	262	52.4
New Hampshire	5	27	262	52.4
Maine	4	24	208	52
Towson	4	25	191	47.75
Delaware	4	21	191	47.75
Richmond	5	24	207	41.4
William & Mary	4	20	161	40.25
Elon	5	24	197	39.4
James Madison	4	19	146	36.5
Villanova	4	13	115	28.75

### TIME OF POSSESSION

Team	G	Total possession	Avg/G
Delaware	4	133:46	33:26
Villanova	4	131:26	32:52
Richmond	5	160:38	32:08
James Madison	4	127:10	31:47
Stony Brook	5	157:09	31:26
Elon	5	156:12	31:14
William & Mary	4	120:21	30:05
Towson	4	115:53	28:58
New Hampshire	5	140:55	28:11
Maine	4	112:22	28:05
Rhode Island	4	112:08	28:02
Albany (NY)	4	111:44	27:56



**2021-22 CAA Football  
Individual Statistics  
All games**

**RUSHING**

#	Player	G	Att.	Yds	Avg.	TD	Lg	Avg/g
1	Lee, Dejoum - UD	4	64	356	5.56	2	71	89.00
2	Lawton, Ty Son - SBU	5	83	425	5.12	4	30	85.00
3	Antrum, Justice - URI	4	70	331	4.73	5	35	82.75
4	Covington, Justin - VU	4	50	322	6.44	2	51	80.50
5	Palmer, Latrele - JMU	4	45	276	6.13	2	47	69.00
6	Washington Jr., Carlos - UNH	5	71	341	4.80	1	70	68.20
7	Lester, Donavyn - W&M	4	54	261	4.83	2	74	65.25
8	Wilson, Darius - W&M	3	25	183	7.32	2	46	61.00
9	Thomas, Jaylan - Elon	5	70	276	3.94	1	28	55.20
10	Black, Kaelon - JMU	3	27	165	6.11	0	21	55.00

**TOTAL OFFENSE**

#	Player	G	Rush	Pass	Plays	Total	Yds/g
1	Johnson, Cole - JMU	4	51	1127	151	1178	294.50
2	Cheek, Davis - Elon	5	85	1387	236	1472	294.40
3	Hill, Kasim - URI	4	188	942	147	1130	282.50
4	Smith, Daniel - VU	4	1	820	121	821	205.25
5	Fields, Tyquell - SBU	5	139	880	174	1019	203.80
6	Mancuso, Joe - UR	4	125	668	105	793	198.25
7	Wilson, Darius - W&M	3	183	406	88	589	196.33
8	Edwards, Bret - UNH	5	-43	916	156	873	174.60
9	Fagnano, Joe - Maine	2	-7	336	57	329	164.50
10	Ferguson, Chris - Towson	4	-61	676	128	615	153.75

**PASSING AVG/GAME**

#	Player	G	Comp-att-int	Yds	TD	Avg/g
1	Johnson, Cole - JMU	4	97-130-1	1127	14	281.75
2	Cheek, Davis - Elon	5	127-208-2	1387	8	277.40
3	Hill, Kasim - URI	4	61-103-1	942	6	235.50
4	Smith, Daniel - VU	4	65-104-3	820	10	205.00
5	Edwards, Bret - UNH	5	90-139-2	916	9	183.20
6	Fields, Tyquell - SBU	5	68-127-7	880	3	176.00
7	Ferguson, Chris - Towson	4	63-110-3	676	5	169.00
8	Fagnano, Joe - Maine	2	28-47-2	336	2	168.00
9	Mancuso, Joe - UR	4	54-87-2	668	6	167.00
10	Undercuffer, Jeff - ANY	4	55-107-3	662	3	165.50

**SCORING**

#	Player	G	TD	FG	XPT	2XP	Pts	Pts/g
1	Ratke, Ethan - JMU	4	0	7	22	0	43	10.75
2	Bunce, Cole - VU	3	0	6	11	0	29	9.67
3	Antrum, Justice - URI	4	6	0	0	0	36	9.00
4	Coe, Ryan - UD	4	0	8	10	0	34	8.50
5	Carrick, C.J. - URI	4	0	5	16	0	31	7.75
6	Pringle, Rayjoun - VU	4	5	0	0	0	30	7.50
7	Wells Jr., Antwane - JMU	4	5	0	0	0	30	7.50
8	Dykes, Aaron - UR	5	6	0	0	0	36	7.20
9	Davis, Skyler - Elon	5	0	8	11	0	35	7.00
10	Bartel, Will - VU	2	0	2	7	0	13	6.50

**PASS EFFICIENCY**

#	Player	G	Comp-att-int	Yds	TD	Eff.
1	Kendrick, DreSean - W&M	4	1-1-0	29	1	673.60
2	Zenelovic, Braeden - ANY	3	1-1-0	28	0	335.20
3	Watkins, Connor - VU	3	8-11-0	111	1	187.49
4	Johnson, Cole - JMU	4	97-130-1	1127	14	181.44
5	O'Connor, Matt - VU	1	2-2-0	17	0	171.40
6	Carino, Joey - ANY	4	7-9-0	59	1	169.51
7	Smith, Daniel - VU	4	65-104-3	820	10	154.69
8	Hill, Kasim - URI	4	61-103-1	942	6	153.33
9	Hart, Chase - W&M	1	1-1-0	6	0	150.40
10	Paoletti, Anthony - UD	4	1-1-0	6	0	150.40

**SCORING (TDs)**

#	Player	G	Run	Rec	Ret	Pts	Avg/g
1	Ratke, Ethan - JMU	4	0	0	0	43	10.75
2	Bunce, Cole - VU	3	0	0	0	29	9.67
3	Antrum, Justice - URI	4	5	1	0	36	9.00
4	Coe, Ryan - UD	4	0	0	0	34	8.50
5	Carrick, C.J. - URI	4	0	0	0	31	7.75
6	Pringle, Rayjoun - VU	4	0	5	0	30	7.50
7	Wells Jr., Antwane - JMU	4	0	5	0	30	7.50
8	Dykes, Aaron - UR	5	3	2	0	36	7.20
9	Davis, Skyler - Elon	5	0	0	0	35	7.00
10	Bartel, Will - VU	2	0	0	0	13	6.50

**RECEPTIONS/GAME**

#	Player	G	No.	Yds	TD	Lg	Yds/g	Rec/g
1	Thornton, Kris - JMU	4	30	322	4	54	80.50	7.50
2	Wells Jr., Antwane - JMU	4	26	350	5	73	87.50	6.50
3	Parham, Jackson - Elon	5	29	414	1	44	82.80	5.80
4	Frimpong, Ivory - URI	4	20	311	1	44	77.75	5.00
5	Smith, Caleb - Towson	4	19	202	2	39	50.50	4.75
6	Weeks, Kortez - Elon	5	23	243	2	35	48.60	4.60
7	Young, Devin - Maine	4	18	153	0	24	38.25	4.50
8	Hayek, Jaaron - VU	4	17	228	3	44	57.00	4.25
9	Brayboy, Chandler - Elon	5	21	192	2	37	38.40	4.20
10	Coleman II, Gene - UD	4	15	217	1	55	54.25	3.75

**SCORING (KICK)**

#	Player	G	PAT	FG	Pts	Avg/g
1	Ratke, Ethan - JMU	4	22-23	7-7	43	10.75
2	Bunce, Cole - VU	3	11-11	6-7	29	9.67
3	Coe, Ryan - UD	4	10-10	8-8	34	8.50
4	Carrick, C.J. - URI	4	16-17	5-9	31	7.75
5	Davis, Skyler - Elon	5	11-11	8-13	35	7.00
6	Bartel, Will - VU	2	7-7	2-2	13	6.50
7	Larson, Jake - UR	5	12-13	5-7	27	5.40
8	Chang, Ethan - W&M	4	10-11	3-5	19	4.75
9	Messina, Jonny - Maine	4	9-9	3-5	18	4.50
10	Burns, Dylan - ANY	4	5-5	4-4	17	4.25



**2021-22 CAA Football  
Individual Statistics  
All games**

**RECEIVE YDS/GAME**

#	Player	G	No.	Yds	TD	Long	Avg/c	Yds/g
1	Wells Jr., Antwane - JMU	4	26	350	5	73	13.46	87.50
2	Parham, Jackson - Elon	5	29	414	1	44	14.28	82.80
3	Thornton, Kris - JMU	4	30	322	4	54	10.73	80.50
4	Frimpong, Ivory - URI	4	20	311	1	44	15.55	77.75
5	Pringle, Rayjoun - VU	4	10	251	5	57	25.10	62.75
6	Hayek, Jaaron - VU	4	17	228	3	44	13.41	57.00
7	Alexander, Roy - ANY	4	13	228	1	67	17.54	57.00
8	Coleman II, Gene - UD	4	15	217	1	55	14.47	54.25
9	Warren, Caleb - URI	4	11	209	2	56	19.00	52.25
10	Pitts, Thyrick - UD	4	11	203	3	66	18.45	50.75

**PUNT RETURN AVG**

#	Player	G	No.	Yds	TD	Long	Avg/g
1	Townsend, Jourdan - UD	4	4	51	0	38	12.75
2	Monios, Michael - Maine	3	1	11	0	0	11.00
3	Pringle, Rayjoun - VU	4	1	10	0	10	10.00

**KICK RETURN AVG**

#	Player	G	No.	Yds	TD	Long	Avg/g
1	Young, Devin - Maine	4	14	329	0	51	3.50
2	Laube, Dylan - UNH	5	17	351	0	34	3.40
3	Smith, Jaylen - URI	4	9	221	0	40	2.25

**ALL PURPOSE**

#	Player	G	Rush	Rcv	PR	KR	Yds	Avg/g
1	Laube, Dylan - UNH	5	190	156	0	351	697	139.40
2	Dykes, Aaron - UR	5	231	128	0	210	569	113.80
3	Lee, Dejour - UD	4	356	49	0	114	519	129.75
4	Young, Devin - Maine	4	8	153	0	329	490	122.50
5	Lawton, Ty Son - SBU	5	425	18	0	0	443	88.60
6	Thomas, Jaylan - Elon	5	276	154	0	0	430	86.00
7	Parham, Jackson - Elon	5	0	414	0	0	414	82.80
8	Harris Jr., Shawn - SBU	5	5	235	0	166	406	81.20
9	Antrum, Justice - URI	4	331	58	0	0	389	97.25
10	Washington Jr., Carlos - UNH	5	341	36	0	0	377	75.40

**PUNTING**

#	Player	G	No.	Yds	Lg	120	50+	TB	Avg.
1	Lehane, Sean - UNH	5	9	377	55	3	2	1	41.89
2	Whitehurst, Will - W&M	3	9	377	52	2	1	0	41.89
3	Cadogan, Aidan - UNH	5	21	876	65	5	3	2	41.71
4	Pastula, Tyler - UD	4	21	875	56	8	3	3	41.67
5	Wright, Mitchell - SBU	5	24	978	58	12	2	1	40.75
6	Ralls, Sean - ANY	4	29	1181	54	6	4	0	40.72
7	Gelb, David - Maine	4	28	1123	75	6	7	4	40.11
8	McDonough, Shane - Towson	4	22	876	56	8	4	0	39.82
9	Schaum-Bartocci, Davey - URI	4	19	750	54	7	1	0	39.47
10	Yurk, Jeff - Elon	5	28	1103	52	8	1	2	39.39

**FIELD GOALS**

#	Player	G	Made	Att.	Long	Pct.	Avg.
1	Bunce, Cole - VU	3	6	7	49	85.71	2.00
2	Coe, Ryan - UD	4	8	8	53	100.00	2.00
3	Ratke, Ethan - JMU	4	7	7	44	100.00	1.75
4	Davis, Skyler - Elon	5	8	13	48	61.54	1.60
5	Carrick, C.J. - URI	4	5	9	42	55.56	1.25
6	Larson, Jake - UR	5	5	7	43	71.43	1.00
7	Burns, Dylan - ANY	4	4	4	45	100.00	1.00
8	Bartel, Will - VU	2	2	2	26	100.00	1.00
9	Messina, Jonny - Maine	4	3	5	34	60.00	0.75

**FIELD GOAL PCT**

#	Player	G	Made	Att.	Long	Pct.
1	Coe, Ryan - UD	4	8	8	53	100.00
2	Ratke, Ethan - JMU	4	7	7	44	100.00
3	Boyle, Mike - SBU	2	1	1	26	100.00
4	Fondacaro, Nathan - VU	3	1	1	26	100.00
5	Burns, Dylan - ANY	4	4	4	45	100.00
6	Bartel, Will - VU	2	2	2	26	100.00
7	Vaughan, Keegan - Towson	4	1	1	29	100.00
8	Bunce, Cole - VU	3	6	7	49	85.71
9	Larson, Jake - UR	5	5	7	43	71.43



2021-22 CAA Football  
Individual Statistics  
All games

**PAT KICKING PCT**

#	Player	G	Made	Att.	Pct.
1	Coe, Ryan - UD	4	10	10	100.00
2	Lehane, Sean - UNH	5	5	5	100.00
3	Messina, Jonny - Maine	4	9	9	100.00
4	Boyle, Mike - SBU	2	3	3	100.00
5	Davis, Skyler - Elon	5	11	11	100.00
6	Burns, Dylan - ANY	4	5	5	100.00
7	Bartel, Will - VU	2	7	7	100.00
8	Bunce, Cole - VU	3	11	11	100.00
9	Ratke, Ethan - JMU	4	22	23	95.65



**2021-22 CAA Football  
Individual Statistics  
All games**

**TACKLES (All positions)**

#	Player	G	Pos	Solo	Ast	Total	Avg/g
1	Bazzie, Fofie - Maine	4	DB	20	19	39	9.75
2	Wheeler, Tristan - UR	5	LB	19	26	45	9.00
3	Ambush, Jackson - ANY	4	LB	21	14	35	8.75
4	Dressler, Tyler - UR	5	LB	15	28	43	8.60
5	Bush, Pop - UNH	2	S	11	6	17	8.50
6	Dimanche, Reidgee - SBU	5	LB	20	22	42	8.40
7	Chandler, Devonte - Elon	5	LB	19	22	41	8.20
8	Shaw, Bryce - UNH	4	LB	13	19	32	8.00
9	Brown II, S.J. - Towson	4	DB	21	11	32	8.00
10	Miller, Ray - Maine	4	LB	16	16	32	8.00
11	Stewart, Evan - URI	4	LB	18	14	32	8.00
12	King, Tyler - SBU	5	LB	20	19	39	7.80
13	Flowers, Carthell - SBU	5	DB	23	12	35	7.00
14	Azanama, Kelvin - JMU	4	LB	12	16	28	7.00
15	Palm, Noah - UNH	4	DB	12	15	27	6.75
16	Walker Jr., Larry - ANY	4	DB	19	7	26	6.50
17	Blackett, Andre - URI	4	LB	15	11	26	6.50
18	Coleman, Cole - Elon	5	DB	18	14	32	6.40
19	Rogers, Omar - Elon	5	DB	18	14	32	6.40
20	Otero, Adrian - Maine	4	LB	15	10	25	6.25
21	Dixon, Christian - Towson	4	LB	15	10	25	6.25
22	Tucker-Dorsey, Diamonte - JMU	4	LB	10	15	25	6.25
23	Watkins, Trey - W&M	4	LB	14	10	24	6.00
24	Reeder, Colby - UD	4	LB	15	9	24	6.00
25	Toscano, Ryan - UNH	5	LB	13	17	30	6.00
26	Rhyne, Forrest - VU	4	LB	11	13	24	6.00
27	Stansbury, Noah - UNH	5	S	18	11	29	5.80
28	Verse, Jared - ANY	4	DL	17	6	23	5.75
29	Pawlowski, Andrew - UD	4	DB	13	10	23	5.75
30	Malone, Jamir - Elon	5	LB	12	16	28	5.60
31	Bruton, Keyvone - Towson	4	DB	16	6	22	5.50
32	Thompson, Derek - UNH	4	CB	12	10	22	5.50
33	Smith, A.J. - UR	5	DB	13	14	27	5.40
34	Alsbrooks, Trey - Elon	5	LB	9	18	27	5.40
35	Damico, Danny - ANY	4	LB	10	11	21	5.25
36	Carter II, Antonio - URI	4	DB	13	8	21	5.25
37	Smith, Makye - SBU	5	DL	9	17	26	5.20
38	Horn, Evan - UNH	5	S	18	8	26	5.20
39	Hall, Aamir - UR	5	DB	14	12	26	5.20
40	Lalaind, Akeal - SBU	5	DB	16	10	26	5.20
41	Smalls, Shakur - Maine	4	DB	15	5	20	5.00
42	Black, Amin - VU	4	LB	13	7	20	5.00
43	Neal, Jr., Westley - URI	4	DT	14	6	20	5.00
44	Poole, Ryan - W&M	4	DB	13	7	20	5.00
45	Whitehead, Kedrick - UD	4	DB	15	5	20	5.00
46	Velozy, Nick - Elon	4	LB	6	14	20	5.00
47	Haynes, Tate - W&M	2	DB	9	1	10	5.00
48	Jones, Tre'Von - Elon	5	DB	16	8	24	4.80
49	Herdman, Gage - W&M	4	DB	14	5	19	4.75
50	Yianakopolos, Henry - URI	4	DB	12	7	19	4.75

**SACKS**

#	Player	G	Pos	Solo	Ast	Total	Avg/g
1	Lynn, Nate - W&M	3	DL	3	1	3.5	1.17
2	Kiely, Will - W&M	4	DL	4	0	4	1.00
3	Verse, Jared - ANY	4	DL	4	0	4	1.00
4	Gibson, Gunner - UNH	5	DE	3	3	4.5	0.90
5	Silver, Josiah - UNH	5	DE	4	0	4	0.80
6	Ukwu, Isaac - JMU	4	DE	3	0	3	0.75
7	Lewis, Elijah - UNH	5	DT	3	1	3.5	0.70
8	Reynolds, Darius - UR	4	DL	2	1	2.5	0.63
9	Smith, Makye - SBU	5	DL	2	2	3	0.60
10	Ganious, Bryce - VU	4	DL	2	0	2	0.50
11	Fowler, Carl - W&M	2	DL	1	0	1	0.50
12	Bibeault, Andre - URI	4	DL	2	0	2	0.50
13	Hillman, Marcus - Elon	4	DB	2	0	2	0.50
14	Bush, Pop - UNH	2	S	1	0	1	0.50
15	Hemmingway, Artis - UD	3	DL	1	1	1.5	0.50
16	Walker, Jailin - JMU	2	LB	1	0	1	0.50
17	Mack III, L.B. - URI	4	LB	2	0	2	0.50
18	Neal, Jr., Westley - URI	4	DT	2	0	2	0.50
19	Pius, John - W&M	4	LB	2	0	2	0.50
20	Malone, Mike - W&M	2	DL	1	0	1	0.50

**TACKLES FOR LOSS**

#	Player	G	Pos	Solo	Ast	Total	Avg/g
1	Neal, Jr., Westley - URI	4	DT	6	0	6	1.50
2	Kiely, Will - W&M	4	DL	6	0	6	1.50
3	Carter, Bryce - JMU	4	DE	4	4	6	1.50
4	Smith, Makye - SBU	5	DL	5	4	7	1.40
5	Lang, Anthony - ANY	4	DL	4	2	5	1.25
6	Ukwu, Isaac - JMU	4	DE	4	2	5	1.25
7	Gibson, Gunner - UNH	5	DE	3	6	6	1.20
8	Lopez, Brandon - SBU	5	DL	4	4	6	1.20
9	Lynn, Nate - W&M	3	DL	3	1	3.5	1.17
10	Jones, Isaiah - W&M	4	LB	4	1	4.5	1.13
11	Flowers, Carthell - SBU	5	DB	4	3	5.5	1.10
12	Silver, Josiah - UNH	5	DE	4	3	5.5	1.10
13	King, Tyler - SBU	5	LB	4	3	5.5	1.10
14	Black, Amin - VU	4	LB	4	0	4	1.00
15	Dressler, Tyler - UR	5	LB	4	2	5	1.00
16	Verse, Jared - ANY	4	DL	4	0	4	1.00
17	Tucker-Dorsey, Diamonte - JMU	4	LB	3	2	4	1.00
18	Reynolds, Darius - UR	4	DL	2	4	4	1.00
19	Chandler, Devonte - Elon	5	LB	3	3	4.5	0.90
20	Lewis, Elijah - UNH	5	DT	3	3	4.5	0.90



**FUMBLES FORCED**

#	Player	G	No.	Avg/g
1	Bush, Pop - UNH	2	2	1.00
2	Dixon, Christian - Towson	4	2	0.50
3	Hillman, Marcus - Elon	4	2	0.50
4	Coleman, Cole - Elon	5	2	0.40
5	Tucker, Dylan - Elon	5	2	0.40
6	Makszin, James - URI	3	1	0.33
7	Thurston, Tony - JMU	4	1	0.25
8	Verse, Jared - ANY	4	1	0.25
9	Spencer, Malcolm - W&M	4	1	0.25
10	Poole, Ryan - W&M	4	1	0.25

**FUMBLES RECOVERED**

#	Player	G	No.	Avg/g
1	Jones, Tre'Von - Elon	5	2	0.40
2	Sarratt, Josh - JMU	3	1	0.33
3	Salamone, Raffaele - Maine	3	1	0.33
4	Makszin, James - URI	3	1	0.33
5	Paul, Duval - UNH	4	1	0.25
6	Palm, Noah - UNH	4	1	0.25
7	Pewee Jr., Kolubah - Maine	4	1	0.25
8	Veloz, Nick - Elon	4	1	0.25
9	Williams, Denzel - VU	4	1	0.25
10	Foster, Ibn - ANY	4	1	0.25

**PASSES DEFENDED**

#	Player	G	Brup	Int.	Total	Avg/g
1	Bush, Pop - UNH	2	3	2	5	2.50
2	Benford, Christian - VU	4	4	4	8	2.00
3	Horn, Evan - UNH	5	6	2	8	1.60
4	Yip, Ethan - W&M	2	3	0	3	1.50
5	Lewis, Christian - ANY	4	5	1	6	1.50
6	Wingard, Shamari - Elon	5	6	1	7	1.40
7	Ross, Greg - JMU	4	3	2	5	1.25
8	Hall, Aamir - UR	5	5	1	6	1.20
9	Stewart, Evan - URI	4	4	0	4	1.00
10	Stansbury, Noah - UNH	5	3	2	5	1.00
11	Jones, Jordan - URI	4	1	3	4	1.00
12	Henley, Justis - UD	4	4	0	4	1.00
13	Plack, Noah - UD	1	1	0	1	1.00
14	Poole, Ryan - W&M	4	4	0	4	1.00
15	Bazzie, Fofie - Maine	4	4	0	4	1.00
16	Walker Jr., Larry - ANY	4	3	1	4	1.00
17	Owens, Dajon - SBU	5	3	1	4	0.80
18	Harris, Randall - UNH	5	3	1	4	0.80
19	Herdman, Gage - W&M	4	0	3	3	0.75
20	Carswell, Tyler - ANY	4	1	2	3	0.75

**INTERCEPTIONS**

#	Player	G	No.	Yds	TD	Long	Avg/g
1	Bush, Pop - UNH	2	2	65	0	65	1.00
2	Benford, Christian - VU	4	4	36	1	19	1.00
3	Jones, Jordan - URI	4	3	135	1	100	0.75
4	Herdman, Gage - W&M	4	3	98	1	78	0.75
5	Stewart, Abdul - Maine	2	1	27	0	27	0.50
6	Ross, Greg - JMU	4	2	0	0	0	0.50
7	Carswell, Tyler - ANY	4	2	39	0	34	0.50
8	Horn, Evan - UNH	5	2	31	0	31	0.40
9	Stansbury, Noah - UNH	5	2	6	0	6	0.40
10	Jones, Tre'Von - Elon	5	2	27	0	27	0.40



**2021-22 CAA Football  
Team Highs  
All games**

<b>POINTS</b>	68	James Madison vs Morehead St. (09/04/2021)
<b>POINTS SCORED KICKING</b>	17	Villanova at Lehigh (09/04/2021)
<b>TOUCHDOWNS</b>	9	James Madison vs Morehead St. (09/04/2021)
<b>TOTAL OFFENSE YARDS</b>	687	James Madison vs Morehead St. (09/04/2021)
<b>TOTAL OFFENSE PLAYS</b>	90	James Madison at New Hampshire (10/02/2021)
<b>TOTAL OFFENSE YARDS/PLAY</b>	8.7	James Madison vs Maine (09/11/2021)
<b>RUSHING YARDS</b>	348	William & Mary at Colgate (09/18/2021)
<b>RUSHING ATTEMPTS</b>	48	Stony Brook vs Fordham (09/25/2021)
<b>YARDS PER RUSH</b>	8.9	William & Mary at Colgate (09/18/2021)
<b>RUSHING TDS</b>	3	Rhode Island vs Bryant (09/04/2021)
	3	James Madison vs Morehead St. (09/04/2021)
	3	William & Mary at Colgate (09/18/2021)
	3	Stony Brook at Rhode Island (10/02/2021)
	3	Richmond vs Howard (09/04/2021)
<b>LONGEST RUSH</b>	74	William & Mary at Colgate (09/18/2021)
<b>PASSING YARDS</b>	384	Elon vs William & Mary (09/25/2021)
<b>PASSING ATTEMPTS</b>	55	Elon vs William & Mary (09/25/2021)
<b>PASSING TDS</b>	6	James Madison vs Morehead St. (09/04/2021)
<b>LONGEST PASS</b>	80	Rhode Island at Brown (09/18/2021)
<b>PASSES COMPLETED</b>	36	Elon vs William & Mary (09/25/2021)
<b>HAD INTERCEPTED</b>	4	Towson at New Hampshire (09/11/2021)
<b>PASS COMPLETION PCT</b>	78.3	Delaware vs Saint Francis (PA) (09/11/2021)
<b>PASSING YARDS/ATTEMPT</b>	14.1	Rhode Island at Brown (09/18/2021)
<b>YARDS PER CATCH</b>	23.1	Rhode Island at Brown (09/18/2021)
<b>FIELD GOAL ATTEMPTS</b>	4	Rhode Island vs Stony Brook (10/02/2021)
	4	Elon vs Wofford (09/04/2021)
	4	Villanova at Lehigh (09/04/2021)
<b>FIELD GOALS MADE</b>	4	Villanova at Lehigh (09/04/2021)
<b>LONGEST FIELD GOAL</b>	53	Delaware at Rutgers (09/18/2021)
<b>FIELD GOAL PCT</b>	100.0	James Madison at New Hampshire (10/02/2021)
	100.0	Delaware at Rutgers (09/18/2021)
	100.0	Maine vs Delaware (09/02/2021)
	100.0	Delaware at Maine (09/02/2021)
	100.0	Villanova at Lehigh (09/04/2021)
	100.0	Towson at Morgan St. (09/04/2021)
	100.0	James Madison vs Morehead St. (09/04/2021)
	100.0	Rhode Island vs Bryant (09/04/2021)
	100.0	Richmond vs Lehigh (09/11/2021)
	100.0	James Madison vs Maine (09/11/2021)
	100.0	Delaware vs Saint Francis (PA) (09/11/2021)
	100.0	Villanova vs Bucknell (09/11/2021)
	100.0	William & Mary vs Lafayette (09/11/2021)
	100.0	William & Mary at Colgate (09/18/2021)
	100.0	Elon at App State (09/18/2021)
	100.0	Richmond at Villanova (09/18/2021)
	100.0	Albany (NY) at Syracuse (09/18/2021)
	100.0	James Madison at Weber St. (09/18/2021)
	100.0	Villanova at Penn St. (09/25/2021)
	100.0	Richmond at Virginia Tech (09/25/2021)
	100.0	Albany (NY) at Delaware (10/02/2021)
	100.0	Delaware vs Albany (NY) (10/02/2021)
<b>PAT KICKS ATTEMPTED</b>	9	James Madison vs Morehead St. (09/04/2021)
<b>PAT KICKS MADE</b>	9	James Madison vs Morehead St. (09/04/2021)



**2021-22 CAA Football  
Team Highs  
All games**

<b>PAT KICKS PCT</b>	100.0	Stony Brook vs New Hampshire (09/02/2021)
	100.0	James Madison vs Maine (09/11/2021)
	100.0	Maine vs Merrimack (09/18/2021)
	100.0	Albany (NY) vs Rhode Island (09/11/2021)
	100.0	William & Mary vs Lafayette (09/11/2021)
	100.0	Elon at Campbell (09/11/2021)
	100.0	Villanova vs Bucknell (09/11/2021)
	100.0	Delaware vs Saint Francis (PA) (09/11/2021)
	100.0	New Hampshire vs Towson (09/11/2021)
	100.0	Towson at New Hampshire (09/11/2021)
	100.0	Maine at James Madison (09/11/2021)
	100.0	Rhode Island at Brown (09/18/2021)
	100.0	Richmond vs Lehigh (09/11/2021)
	100.0	Stony Brook at Colgate (09/11/2021)
	100.0	Rhode Island vs Bryant (09/04/2021)
	100.0	James Madison vs Morehead St. (09/04/2021)
	100.0	Elon vs Wofford (09/04/2021)
	100.0	Villanova at Lehigh (09/04/2021)
	100.0	Delaware at Maine (09/02/2021)
	100.0	Maine vs Delaware (09/02/2021)
	100.0	New Hampshire at Stony Brook (09/02/2021)
	100.0	New Hampshire vs James Madison (10/02/2021)
	100.0	Albany (NY) at Syracuse (09/18/2021)
	100.0	William & Mary at Colgate (09/18/2021)
	100.0	New Hampshire at Pittsburgh (09/25/2021)
	100.0	Delaware vs Albany (NY) (10/02/2021)
	100.0	Elon at Richmond (10/02/2021)
	100.0	Richmond vs Elon (10/02/2021)
	100.0	Rhode Island vs Stony Brook (10/02/2021)
	100.0	Stony Brook vs Fordham (09/25/2021)
	100.0	Elon vs William & Mary (09/25/2021)
	100.0	Towson at San Diego St. (09/25/2021)
	100.0	Richmond at Virginia Tech (09/25/2021)
	100.0	Maine at Northern Ill. (09/25/2021)
	100.0	Villanova at Penn St. (09/25/2021)
	100.0	Towson vs North Dakota St. (09/18/2021)
	100.0	Elon at App State (09/18/2021)
	100.0	Stony Brook at Oregon (09/18/2021)
	100.0	Villanova vs Richmond (09/18/2021)
	100.0	Delaware at Rutgers (09/18/2021)
	100.0	Richmond at Villanova (09/18/2021)
	100.0	James Madison at Weber St. (09/18/2021)
<b>2 POINTS PATS MADE</b>	1	Richmond vs Howard (09/04/2021)
	1	Towson at Morgan St. (09/04/2021)
<b>PUNTS</b>	10	William & Mary vs Lafayette (09/11/2021)
<b>LONGEST PUNT</b>	75	Maine at Northern Ill. (09/25/2021)
<b>YARDS PUNTED</b>	340	William & Mary vs Lafayette (09/11/2021)
<b>PUNTING AVG</b>	44.6	Stony Brook at Rhode Island (10/02/2021)
<b>PUNT RETURNS</b>	5	Towson at Morgan St. (09/04/2021)
<b>PUNT RETURN YARDS</b>	85	Towson at Morgan St. (09/04/2021)
<b>PUNT RETURN AVG</b>	18.0	Rhode Island at Albany (NY) (09/11/2021)
<b>LONGEST PUNT RETURN</b>	50	Rhode Island at Albany (NY) (09/11/2021)



2021-22 CAA Football  
Team Highs  
All games

<b>KICK RETURN</b>	5	New Hampshire at Pittsburgh (09/25/2021)
	5	Richmond vs Elon (10/02/2021)
	5	Maine at James Madison (09/11/2021)
	5	Stony Brook vs Fordham (09/25/2021)
	5	New Hampshire vs James Madison (10/02/2021)
	5	Maine at Northern Ill. (09/25/2021)
	5	Maine vs Merrimack (09/18/2021)
<b>KICK RETURN YARDS</b>	138	Maine vs Merrimack (09/18/2021)
<b>KICK RETURN AVERAGE</b>	98.0	Richmond at Villanova (09/18/2021)
<b>LONGEST KICK RETURN</b>	98	Richmond at Villanova (09/18/2021)
<b>KICK RETURN TDS</b>	1	Richmond at Villanova (09/18/2021)
<b>INTERCEPTIONS</b>	4	Villanova at Lehigh (09/04/2021)
	4	New Hampshire vs Towson (09/11/2021)
<b>INTERCEPTION RETURN YARDS</b>	100	Rhode Island at Brown (09/18/2021)
<b>INTERCEPTION RETURN AVERAGE</b>	50.0	Rhode Island at Brown (09/18/2021)
<b>LONGEST INTERCEPTION RETURN</b>	100	Rhode Island at Brown (09/18/2021)
<b>INTERCEPTION RETURN TDS</b>	2	William & Mary vs Lafayette (09/11/2021)
<b>FUMBLES LOST</b>	3	New Hampshire at Stony Brook (09/02/2021)
<b>FUMBLES RECOVERED</b>	3	Stony Brook vs New Hampshire (09/02/2021)
<b>SACKED BY OPP</b>	8	Albany (NY) at Syracuse (09/18/2021)
<b>QB SACKS</b>	9	William & Mary at Elon (09/25/2021)
<b>TURNOVERS COMMITTED</b>	4	Towson at New Hampshire (09/11/2021)
	4	Stony Brook at Oregon (09/18/2021)
<b>TURNOVERS CAUSED</b>	6	Villanova at Lehigh (09/04/2021)
<b>KICKS BLOCKED</b>	2	Elon at Campbell (09/11/2021)
<b>FIRST DOWNS</b>	14	James Madison vs Maine (09/11/2021)
<b>1ST DOWN RUSHING</b>	16	James Madison vs Morehead St. (09/04/2021)
<b>1ST DOWN PASSING</b>	18	Elon vs William & Mary (09/25/2021)
<b>1ST DOWN BY PENALTY</b>	4	Albany (NY) at Syracuse (09/18/2021)
	4	Maine at James Madison (09/11/2021)
<b>PENALTIES</b>	14	Stony Brook at Oregon (09/18/2021)
<b>PENALTIES YARDS</b>	144	William & Mary at Colgate (09/18/2021)



**INDIVIDUAL PLAYER GAME HIGHS**

<b>Points scored</b>	
14	Cole Bunce (Villanova) at Lehigh (09/04/2021)
13	Ethan Ratke (James Madison) at Weber St. (09/18/2021)
13	Ethan Ratke (James Madison) vs Maine (09/11/2021)
<b>Touchdowns</b>	
2	Kris Thornton (James Madison) at New Hampshire (10/02/2021)
2	Tyquell Fields (Stony Brook) at Rhode Island (10/02/2021)
2	Seba Nekhet (Stony Brook) vs Fordham (09/25/2021)
2	Lachlan Pitts (William & Mary) at Elon (09/25/2021)
2	Jaylan Thomas (Elon) vs William & Mary (09/25/2021)
2	Rayjoun Pringle (Villanova) at Penn St. (09/25/2021)
2	Antwane Wells Jr. (James Madison) at Weber St. (09/18/2021)
2	Daniel Smith (Villanova) vs Richmond (09/18/2021)
2	Brian Espanet (New Hampshire) at Lafayette (09/18/2021)
2	Justice Antrum (Rhode Island) at Brown (09/18/2021)
2	Freddie Brock (Maine) vs Merrimack (09/18/2021)
2	Rayjoun Pringle (Villanova) vs Bucknell (09/11/2021)
2	Dylan Laube (New Hampshire) vs Towson (09/11/2021)
2	Antwane Wells Jr. (James Madison) vs Maine (09/11/2021)
2	Aaron Dykes (Richmond) vs Lehigh (09/11/2021)
2	Latrele Palmer (James Madison) vs Morehead St. (09/04/2021)
2	Justice Antrum (Rhode Island) vs Bryant (09/04/2021)
2	Solomon Vanhorse (James Madison) vs Morehead St. (09/04/2021)
2	Kris Thornton (James Madison) vs Morehead St. (09/04/2021)
2	Aaron Dykes (Richmond) vs Howard (09/04/2021)
2	Dez Boykin (Villanova) at Lehigh (09/04/2021)
2	Justin Covington (Villanova) at Lehigh (09/04/2021)
2	Brian Espanet (New Hampshire) at Stony Brook (09/02/2021)
<b>TD responsibility</b>	
5	Cole Johnson (James Madison) vs Morehead St. (09/04/2021) [0r,5p]
<b>Points scored kicking</b>	
14	Cole Bunce (Villanova) at Lehigh (09/04/2021) [3fg,5pat]
<b>Total offense yards</b>	
407	Davis Cheek (Elon) vs William & Mary (09/25/2021) [23r,384p]
373	Cole Johnson (James Madison) vs Maine (09/11/2021) [-6r,379p]
<b>Total offense plays</b>	
58	Davis Cheek (Elon) vs William & Mary (09/25/2021) [4r,54p]
57	Davis Cheek (Elon) vs Wofford (09/04/2021) [6r,51p]
<b>Total offense yards/play</b>	
29	DreSean Kendrick (William & Mary) at Elon (09/25/2021) [29-1]
29	Joe Mancuso (Richmond) at Virginia Tech (09/25/2021) [29-1]
<b>Rushing yards</b>	
156	Justin Covington (Villanova) at Lehigh (09/04/2021)
154	Ty Son Lawton (Stony Brook) at Rhode Island (10/02/2021)
<b>Rushing attempts</b>	
28	Ty Son Lawton (Stony Brook) at Rhode Island (10/02/2021)
26	Karl Mofor (Albany (NY)) vs Rhode Island (09/11/2021)
<b>Yards per rush</b>	
29	Joe Mancuso (Richmond) at Virginia Tech (09/25/2021) [29-1]
23	Quincy Watson (Delaware) at Rutgers (09/18/2021) [23-1]
<b>Rushing TDs</b>	
2	Tyquell Fields (Stony Brook) at Rhode Island (10/02/2021)
2	Daniel Smith (Villanova) vs Richmond (09/18/2021)



**2021-22 CAA Football  
Conference Individual Game Highs  
All games**

2	Justice Antrum (Rhode Island) vs Bryant (09/04/2021)
2	Latrele Palmer (James Madison) vs Morehead St. (09/04/2021)
2	Aaron Dykes (Richmond) vs Howard (09/04/2021)
2	Justin Covington (Villanova) at Lehigh (09/04/2021)
<b>Longest rush</b>	
74	Donavyn Lester (William & Mary) at Colgate (09/18/2021)
71	Dejoun Lee (Delaware) at Rutgers (09/18/2021)
<b>Passing yards</b>	
384	Davis Cheek (Elon) vs William & Mary (09/25/2021)
379	Cole Johnson (James Madison) vs Maine (09/11/2021)
<b>Passing attempts</b>	
54	Davis Cheek (Elon) vs William & Mary (09/25/2021)
51	Davis Cheek (Elon) vs Wofford (09/04/2021)
<b>Passing TDs</b>	
5	Cole Johnson (James Madison) vs Morehead St. (09/04/2021)
4	Cole Johnson (James Madison) vs Maine (09/11/2021)
<b>Longest pass</b>	
80	Kasim Hill (Rhode Island) at Brown (09/18/2021)
75	Jeff Undercuffler (Albany (NY)) at Delaware (10/02/2021)
<b>Passes completed</b>	
36	Davis Cheek (Elon) vs William & Mary (09/25/2021)
33	Cole Johnson (James Madison) at New Hampshire (10/02/2021)
<b>Had intercepted</b>	
3	Tyquell Fields (Stony Brook) at Oregon (09/18/2021)
2	Darius Wilson (William & Mary) at Elon (09/25/2021)
2	Joe Mancuso (Richmond) at Villanova (09/18/2021)
2	Jeff Miller (Towson) at New Hampshire (09/11/2021)
2	Chris Ferguson (Towson) at New Hampshire (09/11/2021)
2	Jeff Undercuffler (Albany (NY)) at North Dakota St. (09/04/2021)
2	Joe Fagnano (Maine) vs Delaware (09/02/2021)
2	Tyquell Fields (Stony Brook) vs New Hampshire (09/02/2021)
<b>Pass completion pct</b>	
100	DreSean Kendrick (William & Mary) at Elon (09/25/2021) [1-1]
100	Isaac Brown (Richmond) at Villanova (09/18/2021) [1-1]
100	Anthony Paoletti (Delaware) at Rutgers (09/18/2021) [1-1]
100	Justin Covington (Villanova) vs Richmond (09/18/2021) [1-1]
100	Braeden Zenelovic (Albany (NY)) vs Rhode Island (09/11/2021) [1-1]
100	Matt O'Connor (Villanova) vs Bucknell (09/11/2021) [2-2]
100	Chase Hart (William & Mary) at Virginia (09/04/2021) [1-1]
<b>Pass yards/attempt</b>	
29	DreSean Kendrick (William & Mary) at Elon (09/25/2021) [29-1]
28	Braeden Zenelovic (Albany (NY)) vs Rhode Island (09/11/2021) [28-1]
<b>Pass yards/catch</b>	
29	DreSean Kendrick (William & Mary) at Elon (09/25/2021) [29-1]
28	Braeden Zenelovic (Albany (NY)) vs Rhode Island (09/11/2021) [28-1]
<b>Receiving yards</b>	
179	Antwane Wells Jr. (James Madison) vs Maine (09/11/2021)
127	Jaaron Hayek (Villanova) vs Richmond (09/18/2021)
<b>Receptions</b>	
12	Kris Thornton (James Madison) at New Hampshire (10/02/2021)
10	Jackson Parham (Elon) vs William & Mary (09/25/2021)
<b>Yards per catch</b>	
103	Antwane Wells Jr. (James Madison) vs Maine (09/11/2021) [8-179]
83	Matt Pires (Rhode Island) at Brown (09/18/2021) [1-80]
<b>Receiving TDs</b>	



**2021-22 CAA Football  
Conference Individual Game Highs  
All games**

2	Kris Thornton (James Madison) at New Hampshire (10/02/2021)
2	Lachlan Pitts (William & Mary) at Elon (09/25/2021)
2	Rayjoun Pringle (Villanova) at Penn St. (09/25/2021)
2	Antwane Wells Jr. (James Madison) at Weber St. (09/18/2021)
2	Brian Espanet (New Hampshire) at Lafayette (09/18/2021)
2	Rayjoun Pringle (Villanova) vs Bucknell (09/11/2021)
2	Antwane Wells Jr. (James Madison) vs Maine (09/11/2021)
2	Kris Thornton (James Madison) vs Morehead St. (09/04/2021)
2	Solomon Vanhorse (James Madison) vs Morehead St. (09/04/2021)
2	Dez Boykin (Villanova) at Lehigh (09/04/2021)
2	Brian Espanet (New Hampshire) at Stony Brook (09/02/2021)
<b>Longest reception</b>	
80	Matt Pires (Rhode Island) at Brown (09/18/2021)
75	Tyler Oedekoven (Albany (NY)) at Delaware (10/02/2021)
<b>Field goal attempts</b>	
4	C.J. Carrick (Rhode Island) vs Stony Brook (10/02/2021)
4	Skyler Davis (Elon) vs Wofford (09/04/2021)
<b>Field goals made</b>	
3	Dylan Burns (Albany (NY)) at Delaware (10/02/2021)
3	Ethan Ratke (James Madison) at Weber St. (09/18/2021)
3	Skyler Davis (Elon) vs Wofford (09/04/2021)
3	Cole Bunce (Villanova) at Lehigh (09/04/2021)
<b>Longest field goal</b>	
53	Ryan Coe (Delaware) at Rutgers (09/18/2021)
49	Cole Bunce (Villanova) at Lehigh (09/04/2021)
<b>Field goal pct</b>	
100	Ethan Ratke (James Madison) at New Hampshire (10/02/2021) [1-1]
100	Ryan Coe (Delaware) vs Albany (NY) (10/02/2021) [2-2]
100	Dylan Burns (Albany (NY)) at Delaware (10/02/2021) [3-3]
100	Jake Larson (Richmond) at Virginia Tech (09/25/2021) [1-1]
100	Cole Bunce (Villanova) at Penn St. (09/25/2021) [1-1]
100	Ethan Ratke (James Madison) at Weber St. (09/18/2021) [3-3]
100	Jake Larson (Richmond) at Villanova (09/18/2021) [2-2]
100	Ryan Coe (Delaware) at Rutgers (09/18/2021) [2-2]
100	Skyler Davis (Elon) at App State (09/18/2021) [1-1]
100	Ethan Chang (William & Mary) at Colgate (09/18/2021) [2-2]
100	Dylan Burns (Albany (NY)) at Syracuse (09/18/2021) [1-1]
100	Ethan Chang (William & Mary) vs Lafayette (09/11/2021) [1-1]
100	Ryan Coe (Delaware) vs Saint Francis (PA) (09/11/2021) [2-2]
100	Will Bartel (Villanova) vs Bucknell (09/11/2021) [1-1]
100	Nathan Fondacaro (Villanova) vs Bucknell (09/11/2021) [1-1]
100	Ethan Ratke (James Madison) vs Maine (09/11/2021) [2-2]
100	Jake Larson (Richmond) vs Lehigh (09/11/2021) [1-1]
100	Mike Boyle (Stony Brook) at Colgate (09/11/2021) [1-1]
100	C.J. Carrick (Rhode Island) vs Bryant (09/04/2021) [1-1]
100	Ethan Ratke (James Madison) vs Morehead St. (09/04/2021) [1-1]
100	Keegan Vaughan (Towson) at Morgan St. (09/04/2021) [1-1]
100	Cole Bunce (Villanova) at Lehigh (09/04/2021) [3-3]
100	Will Bartel (Villanova) at Lehigh (09/04/2021) [1-1]
100	Ryan Coe (Delaware) at Maine (09/02/2021) [2-2]
100	Jonny Messina (Maine) vs Delaware (09/02/2021) [1-1]
<b>PAT kicks attempted</b>	
9	Ethan Ratke (James Madison) vs Morehead St. (09/04/2021)
<b>PAT kicks made</b>	
9	Ethan Ratke (James Madison) vs Morehead St. (09/04/2021)
<b>PAT kicks pct</b>	



**2021-22 CAA Football  
Conference Individual Game Highs  
All games**

- 100 Sean Lehane (New Hampshire) vs James Madison (10/02/2021) [3-3]
- 100 Ryan Coe (Delaware) vs Albany (NY) (10/02/2021) [2-2]
- 100 Skyler Davis (Elon) at Richmond (10/02/2021) [2-2]
- 100 Jake Larson (Richmond) vs Elon (10/02/2021) [1-1]
- 100 Mike Boyle (Stony Brook) at Rhode Island (10/02/2021) [1-1]
- 100 C.J. Carrick (Rhode Island) vs Stony Brook (10/02/2021) [3-3]
- 100 Angelo Guglielmello (Stony Brook) vs Fordham (09/25/2021) [2-2]
- 100 Skyler Davis (Elon) vs William & Mary (09/25/2021) [4-4]
- 100 Jonny Messina (Maine) at Northern Ill. (09/25/2021) [2-2]
- 100 Keegan Vaughan (Towson) at San Diego St. (09/25/2021) [3-3]
- 100 Jake Larson (Richmond) at Virginia Tech (09/25/2021) [1-1]
- 100 Sean Lehane (New Hampshire) at Pittsburgh (09/25/2021) [1-1]
- 100 Cole Bunce (Villanova) at Penn St. (09/25/2021) [2-2]
- 100 Keegan Vaughan (Towson) vs North Dakota St. (09/18/2021) [1-1]
- 100 Ethan Ratke (James Madison) at Weber St. (09/18/2021) [4-4]
- 100 Angelo Guglielmello (Stony Brook) at Oregon (09/18/2021) [1-1]
- 100 Ryan Coe (Delaware) at Rutgers (09/18/2021) [1-1]
- 100 Skyler Davis (Elon) at App State (09/18/2021) [1-1]
- 100 Cole Bunce (Villanova) vs Richmond (09/18/2021) [4-4]
- 100 Jake Larson (Richmond) at Villanova (09/18/2021) [3-3]
- 100 Ethan Chang (William & Mary) at Colgate (09/18/2021) [3-3]
- 100 C.J. Carrick (Rhode Island) at Brown (09/18/2021) [6-6]
- 100 Sean Lehane (New Hampshire) at Lafayette (09/18/2021) [1-1]
- 100 Jonny Messina (Maine) vs Merrimack (09/18/2021) [3-3]
- 100 Dylan Burns (Albany (NY)) at Syracuse (09/18/2021) [3-3]
- 100 Dylan Burns (Albany (NY)) vs Rhode Island (09/11/2021) [2-2]
- 100 Skyler Davis (Elon) at Campbell (09/11/2021) [3-3]
- 100 Keegan Vaughan (Towson) at New Hampshire (09/11/2021) [2-2]
- 100 Ethan Chang (William & Mary) vs Lafayette (09/11/2021) [3-3]
- 100 Jordan Conn (New Hampshire) vs Towson (09/11/2021) [2-2]
- 100 Ryan Coe (Delaware) vs Saint Francis (PA) (09/11/2021) [3-3]
- 100 Will Bartel (Villanova) vs Bucknell (09/11/2021) [7-7]
- 100 Jonny Messina (Maine) at James Madison (09/11/2021) [1-1]
- 100 Ethan Ratke (James Madison) vs Maine (09/11/2021) [7-7]
- 100 Jake Larson (Richmond) vs Lehigh (09/11/2021) [4-4]
- 100 Angelo Guglielmello (Stony Brook) at Colgate (09/11/2021) [1-1]
- 100 Mike Boyle (Stony Brook) at Colgate (09/11/2021) [2-2]
- 100 Ethan Ratke (James Madison) vs Morehead St. (09/04/2021) [9-9]
- 100 C.J. Carrick (Rhode Island) vs Bryant (09/04/2021) [6-6]
- 100 Skyler Davis (Elon) vs Wofford (09/04/2021) [1-1]
- 100 Cole Bunce (Villanova) at Lehigh (09/04/2021) [5-5]
- 100 Jonny Messina (Maine) vs Delaware (09/02/2021) [3-3]
- 100 Ryan Coe (Delaware) at Maine (09/02/2021) [4-4]
- 100 Jordan Conn (New Hampshire) at Stony Brook (09/02/2021) [3-3]
- 100 Angelo Guglielmello (Stony Brook) vs New Hampshire (09/02/2021) [3-3]

**Punts**

- 10 Will Michael (William & Mary) vs Lafayette (09/11/2021)
- 9 Aaron Trusler (Richmond) at Virginia Tech (09/25/2021)
- 9 Sean Ralls (Albany (NY)) at Syracuse (09/18/2021)
- 9 David Gelb (Maine) at James Madison (09/11/2021)

**Yards punted**

- 340 Will Michael (William & Mary) vs Lafayette (09/11/2021) [10-340]
- 316 Jeff Yurk (Elon) at App State (09/18/2021) [8-316]

**Longest punt**

- 75 David Gelb (Maine) at Northern Ill. (09/25/2021)

**Punting avg**



**2021-22 CAA Football  
Conference Individual Game Highs  
All games**

48	Sean Lehane (New Hampshire) vs Towson (09/11/2021) [48-1]
<b>Punt returns</b>	
5	D'Ago Hunter (Towson) at Morgan St. (09/04/2021)
4	Jourdan Townsend (Delaware) vs Albany (NY) (10/02/2021)
4	Tre'Von Jones (Elon) at Campbell (09/11/2021)
<b>Punt return yards</b>	
85	D'Ago Hunter (Towson) at Morgan St. (09/04/2021)
54	Coby Tippett (Rhode Island) at Albany (NY) (09/11/2021)
<b>Longest punt return</b>	
50	Coby Tippett (Rhode Island) at Albany (NY) (09/11/2021)
38	Jourdan Townsend (Delaware) vs Albany (NY) (10/02/2021)
<b>Punt return avg</b>	
18	Coby Tippett (Rhode Island) at Albany (NY) (09/11/2021) [54-3]
17	D'Ago Hunter (Towson) at Morgan St. (09/04/2021) [85-5]
<b>Kick returns</b>	
5	Shawn Harris Jr. (Stony Brook) vs Fordham (09/25/2021)
5	Devin Young (Maine) vs Merrimack (09/18/2021)
<b>Kick return yards</b>	
138	Devin Young (Maine) vs Merrimack (09/18/2021)
117	D'Ago Hunter (Towson) at San Diego St. (09/25/2021)
<b>Kick return avg</b>	
98	Aaron Dykes (Richmond) at Villanova (09/18/2021) [98-1]
52	Kaelon Black (James Madison) at Weber St. (09/18/2021) [52-1]
<b>Longest kick return</b>	
98	Aaron Dykes (Richmond) at Villanova (09/18/2021)
73	D'Ago Hunter (Towson) at San Diego St. (09/25/2021)
<b>Kick return TDs</b>	
1	Aaron Dykes (Richmond) at Villanova (09/18/2021)
<b>Combined PR/KR yards</b>	
138	Devin Young (Maine) vs Merrimack (09/18/2021) [0pr,138kr]
117	D'Ago Hunter (Towson) at San Diego St. (09/25/2021) [0pr,117kr]
<b>Interceptions</b>	
2	Gage Herdman (William & Mary) at Colgate (09/18/2021)
2	Christian Benford (Villanova) vs Bucknell (09/11/2021)
2	Evan Horn (New Hampshire) vs Towson (09/11/2021)
2	Omar Rogers (Elon) vs Wofford (09/04/2021)
2	Christian Benford (Villanova) at Lehigh (09/04/2021)
<b>Interception return yds</b>	
100	Jordan Jones (Rhode Island) at Brown (09/18/2021)
78	Gage Herdman (William & Mary) vs Lafayette (09/11/2021)
<b>Interception return avg</b>	
100	Jordan Jones (Rhode Island) at Brown (09/18/2021) [100-1]
78	Gage Herdman (William & Mary) vs Lafayette (09/11/2021) [78-1]
<b>Longest interception rtn</b>	
100	Jordan Jones (Rhode Island) at Brown (09/18/2021)
78	Gage Herdman (William & Mary) vs Lafayette (09/11/2021)
<b>All-purpose yards</b>	
222	Dylan Laube (New Hampshire) at Lafayette (09/18/2021)
179	Antwane Wells Jr. (James Madison) vs Maine (09/11/2021)
<b>Tackles</b>	
16	S.J. Brown II (Towson) vs North Dakota St. (09/18/2021) [9-7]
<b>Sacks</b>	
2	Josiah Silver (New Hampshire) vs James Madison (10/02/2021) [0-2]
2	Jared Verse (Albany (NY)) at Delaware (10/02/2021) [0-2]



**2021-22 CAA Football  
Conference Individual Game Highs  
All games**

- 2 Nate Lynn (William & Mary) at Colgate (09/18/2021) [0-2]
- 2 Josiah Silver (New Hampshire) at Lafayette (09/18/2021) [0-2]
- 2 Westley Neal, Jr. (Rhode Island) at Albany (NY) (09/11/2021) [0-2]
- 2 John Pius (William & Mary) vs Lafayette (09/11/2021) [0-2]
- 2 Elijah Lewis (New Hampshire) vs Towson (09/11/2021) [0-2]
- 2 Will Kiely (William & Mary) vs Lafayette (09/11/2021) [0-2]
- 2 Isaac Ukwu (James Madison) vs Maine (09/11/2021) [0-2]

**Tackles for loss**

- 5 Westley Neal, Jr. (Rhode Island) at Albany (NY) (09/11/2021) [5-0]
- 4 Will Kiely (William & Mary) vs Lafayette (09/11/2021) [4-0]



**2021-22 CAA Football  
Conference Individual Game Highs  
All games**

<b>200-Yard Rushing Performances</b>	
<b>100-Yard Rushing Performances</b>	
156	Justin Covington (Villanova) at Lehigh (09/04/2021)
154	Ty Son Lawton (Stony Brook) at Rhode Island (10/02/2021)
134	Ty Son Lawton (Stony Brook) at Colgate (09/11/2021)
133	Donavyn Lester (William & Mary) at Colgate (09/18/2021)
127	Dejoun Lee (Delaware) at Rutgers (09/18/2021)
112	Dejoun Lee (Delaware) vs Albany (NY) (10/02/2021)
104	Justice Antrum (Rhode Island) vs Stony Brook (10/02/2021)
<b>Number of 100-Yard Rushing Performances</b>	
2	Ty Son Lawton, Stony Brook
2	Dejoun Lee, Delaware
1	Justin Covington, Villanova
1	Donavyn Lester, William & Mary
1	Justice Antrum, Rhode Island
<b>500-Yard Passing Performances</b>	
<b>400-Yard Passing Performances</b>	
<b>300-Yard Passing Performances</b>	
384	Davis Cheek (Elon) vs William & Mary (09/25/2021)
379	Cole Johnson (James Madison) vs Maine (09/11/2021)
350	Daniel Smith (Villanova) vs Richmond (09/18/2021)
320	Kasim Hill (Rhode Island) at Brown (09/18/2021)
312	Davis Cheek (Elon) vs Wofford (09/04/2021)
305	Joe Fagnano (Maine) vs Delaware (09/02/2021)
<b>Number of 300-Yard Passing Performances</b>	
2	Davis Cheek, Elon
1	Cole Johnson, James Madison
1	Daniel Smith, Villanova
1	Kasim Hill, Rhode Island
1	Joe Fagnano, Maine
<b>200-Yard Receiving Performances</b>	
<b>100-Yard Receiving Performances</b>	
179	Antwane Wells Jr. (James Madison) vs Maine (09/11/2021)
127	Jaaron Hayek (Villanova) vs Richmond (09/18/2021)
120	Gene Coleman II (Delaware) at Maine (09/02/2021)
116	Thyrick Pitts (Delaware) at Maine (09/02/2021)
113	Sean Coyne (New Hampshire) vs Towson (09/11/2021)
113	Roy Alexander (Albany (NY)) at North Dakota St. (09/04/2021)
112	Chandler Brayboy (Elon) vs Wofford (09/04/2021)
112	Kris Thornton (James Madison) at New Hampshire (10/02/2021)
107	Rayjoun Pringle (Villanova) at Penn St. (09/25/2021)
106	Jackson Parham (Elon) vs William & Mary (09/25/2021)
105	Caleb Warren (Rhode Island) at Brown (09/18/2021)
<b>Number of 100-Yard Receiving Performances</b>	
1	Antwane Wells Jr., James Madison
1	Jaaron Hayek, Villanova
1	Gene Coleman II, Delaware
1	Thyrick Pitts, Delaware
1	Sean Coyne, New Hampshire
1	Roy Alexander, Albany (NY)
1	Chandler Brayboy, Elon
1	Kris Thornton, James Madison
1	Rayjoun Pringle, Villanova
1	Jackson Parham, Elon
1	Caleb Warren, Rhode Island