



2014 Media Guide

Introduction

2	CAA Football Digital Platforms/Media Services
3	CAA Football Communications Directory
4	A Look Inside The League
5	CAA Football By The Numbers
6	2014 Schedule

2014 Team Information

7-10	UAlbany Great Danes
11-14	Delaware Blue Hens
15-18	Elon Phoenix
19-22	James Madison Dukes
23-26	Maine Black Bears
27-30	New Hampshire Wildcats
31-34	Rhode Island Rams
35-38	Richmond Spiders
39-42	Stony Brook Seawolves
43-46	Towson Tigers
47-50	Villanova Wildcats
51-54	William and Mary Tribe

2013 Season in Review

55	Final Standings/Overall Schedule & Results
56-57	2013 Team-By-Team Results
58	2013-14 NCAA Championship Bracket
59	Final National Polls & Team Breakdowns
60	2013 All-Americans
61	2013 All-CAA Football Teams
62	2013 Weekly Award Winners & Leaders
63	Versus The Nation
64-67	Team Statistics
68-71	Individual Statistics

Records

72	All-Time Coaching Records
73	All-Time Passing Records
74	All-Time Rushing Records
75	All-Time Receiving Records
76	All-Time Scoring Records
77	All-Time Defensive/All-Purpose Records
78	All-Time All-Purpose/Special Teams Records

Conference History

79-83	Year-By-Year Standings
84-85	In The Playoffs
86-87	Postseason History
88-91	All-Time All-Americans
92	All-Conference Award Winners
93-105	CAA Football All-Conference History
106-107	In The NFL Draft
108-109	In The NFL

Abbreviations

Abbreviations are used extensively throughout this book when referring to current and former member institutions. The following is a complete listing of those abbreviations:

School	Abbreviation
UAlbany	UA
Boston University	BU
Connecticut	UC
Delaware	UD
Elon	EU
Georgia State	GSU
Hofstra	HOF
James Madison	JMU
Maine	UM
Massachusetts	UMass
New Hampshire	UNH
Northeastern	NU
Old Dominion	ODU
Rhode Island	URI
Richmond	UR
Stony Brook	SBU
Towson	TU
Vermont	VER
Villanova	VU
William and Mary	WM

Credits

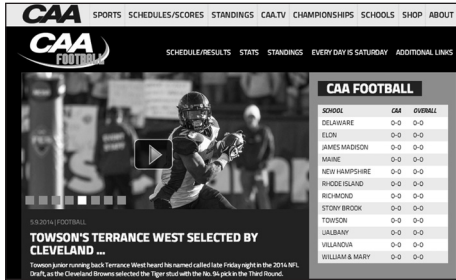
Editor: Eric Wieberg, CAA Football Director of Communications & Operations

Editorial Assistance: Scott Meyer, CAA Assoc. Commissioner; CAA Football member communications personnel



CAAFootball.com

CAAFootball.com features the latest videos, news and stories on all of the happenings around the conference, including the 12 football schools. Standings along with team-by-team and composite statistics are updated after each game. Video recaps and weekly highlight packages and shows are posted every week. The site also features television listings, our record book and much more.



CAA Football – Check out the Blog

CAA Football is offering an inside approach to its news on caafotball.wordpress.com. We partner with NBC Sports on our “Every Day Is Saturday” official blog to provide in-depth and exclusive access to CAA Football with features, videos, photos, commentaries and news from inside the league that cannot be found anywhere else.



CAA Football – Follow us on Twitter

We encourage you to follow CAA Football on Twitter at Twitter.com/CAAFootball. Visit our page now and “Follow” the league to get an inside look at one of the top collegiate football conferences in the country. Be sure to tag all CAA Football related tweets with our official hashtag #CAAFB. CAA Football tweets daily throughout both the season and offseason.



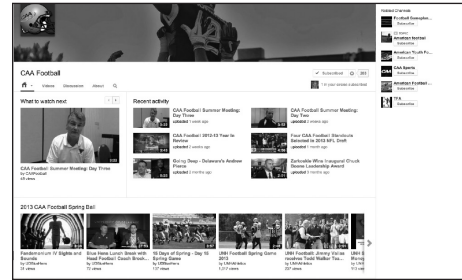
CAA Football – Like us on Facebook

We invite you to share your thoughts, ideas, photos and more on CAA Football’s official Facebook page - facebook.com/CAAFootball. Log on now and “Like” us to catch all the latest happening around the league in your News Feed. Feel free to comment on our posts, write on our wall, post gameday photos and share our posts with your friends.



CAA Football – Watch us on YouTube

Stay up to speed on all of CAA Football’s digital media efforts on YouTube at www.YouTube.com/CAAFootball. Check out our page and subscribe to receive the latest video productions from in and around CAA Football.



Catch the league’s latest photos and video clips – Follow us on Instagram



Search “caafotball”

CAA Football Pressbox

Located on CAAFootball.com, the CAA Football Pressbox is the official source for all CAA Football information for fans and members of the media. Check the CAA Football Pressbox each week for updated team-by-team weekly releases, two-deep charts, league and team stats as well as other media-related information. CAA Football will archive the conference’s weekly notes package, all of our programs’ weekly notes and every game’s flipcard in a printer-friendly format. Conference and team-by-team statistics as well as links to updated national rankings will be available on the Pressbox and CAAFootball.com. Various audio clips, head coach and player photos and each team’s logo and helmet illustration can be downloaded from the Pressbox.

CAA Football Weekly Coaches’ Media Teleconference

The CAA Football coaches will hold a weekly media teleconference beginning Monday, Aug. 25, 2014. The call will continue each Monday throughout the 2014 regular season and postseason. The scheduled calls will come to an end when the final CAA Football team completes its season in the 2014 NCAA Division I National Championship. Coaches and a selected student-athlete will participate in the postseason calls if their teams are still alive in Championship play.

The teleconference will open with the release of the selected player of the week winners, a recap of the weekend and a preview of the upcoming week. CAA Football coaches will be available to answer questions beginning at 10:10 a.m. (ET). The NEW weekly lineup is listed below. Over the course of the season, the league will incorporate a featured student-athlete segment at 12:10 p.m., should demand dictate. The league office will announce when that segment will be used in advance of the specific call.

Media representatives wishing to participate in the teleconference should contact Eric Wieberg at the CAA Football office (804.545.7225) for the phone number and media password. Any media members or fans tweeting comments made on the live teleconference (available via free audio stream every Monday on CAAFootball.com) are encouraged to use the CAA Football teleconference hashtag #CAAFBtc or the official CAA Football hashtag #CAAFB. Audio files from each of the weekly teleconferences will be archived on the CAA Football Pressbox on CAAFootball.com every Monday afternoon.

10:00 a.m. _____ CAA Football Update	11:10 a.m. _____ Dave Brock (Delaware)
10:10 a.m. _____ Jack Cosgrove (Maine)	11:20 a.m. _____ Rich Skrosky (Elon)
10:20 a.m. _____ Sean McDonnell (New Hampshire)	11:30 a.m. _____ Everett Withers (James Madison)
10:30 a.m. _____ Chuck Priore (Stony Brook)	11:40 a.m. _____ Danny Rocco (Richmond)
10:40 a.m. _____ Greg Gattuso (UAlbany)	11:50 a.m. _____ Jimmie Laycock (William and Mary)
10:50 a.m. _____ Jim Fleming (Rhode Island)	12:00 p.m. _____ Rob Ambrose (Towson)
11:00 a.m. _____ Andy Talley (Villanova)	12:10 p.m. _____ CAA Football Student-Athlete (TBD)

Weekly Awards

CAA Football names Offensive, Defensive, Rookie and Special Teams Players of the Week every Monday morning during the regular season. Winners are chosen from nominations provided by CAA Football Communications personnel and are announced at the beginning of the weekly teleconference. The weekly honors release can be accessed on CAA Football’s various digital platforms.

Annual Awards

All-CAA Football First, Second and Third Teams, Players of the Year on offense, defense and specials teams, Rookies of the Year on offense and defense and Coach of the Year are selected by a vote of the league’s 12 head coaches at the end of the regular season. The awards will be announced by the CAA Football office via release which can be accessed on the league’s various digital platforms.



Communications Directory



CAA Football

caafootball.com | caafootball.wordpress.com | @CAAFootball | [facebook.com/CAAFootball](https://www.facebook.com/CAAFootball) | [youtube.com/CAAFootball](https://www.youtube.com/CAAFootball)
Contact: Eric Wieberg, Director of Communications & Operations
ewieberg@caasports.com | (O) 804.545.7225 | (C) 816.304.9162 | 8625 Patterson Ave., Richmond, VA 23229



UAlbany

ualbanysports.com | @UAlbanySports | [facebook.com/UAlbanySports](https://www.facebook.com/UAlbanySports) | [youtube.com/UAlbanySports](https://www.youtube.com/UAlbanySports)
Contact: Lizzie Barlow, Interim Director
ebarlow2@albany.edu | (O) 518.442.3359 | (C) 518.852.8362 | (Pressbox) 518.442.5895



Delaware

bluehens.com | @UDBlueHens | [facebook.com/DelawareBlueHens](https://www.facebook.com/DelawareBlueHens) | [youtube.com/UDBlueHens](https://www.youtube.com/UDBlueHens)
Contact: Scott Selheimer, Assistant Athletics Director
selheime@udel.edu | (O) 302.831.8007 | (C) 302.562.5129 | (Pressbox) 302.831.6199



Elon

elonphoenix.com | @ElonPhoenix | [facebook.com/ElonPhoenix](https://www.facebook.com/ElonPhoenix) | [youtube.com/ElonPhoenixAthletics](https://www.youtube.com/ElonPhoenixAthletics)
Contact: Chris Rash, Associate Director
crash@elon.edu | (O) 336.278.6712 | (C) 336.263.4737 | (Pressbox) 336.278.6777



James Madison

jmusports.com | @JMUSports | [facebook.com/JMUDukes](https://www.facebook.com/JMUDukes) | [youtube.com/JMUFanatic](https://www.youtube.com/JMUFanatic)
Contact: John Martin, Assistant Athletic Director
martinja@jmu.edu | (O) 540.568.6154 | (C) 540.476.1259 | (Pressbox) 540.568.6521



Maine

goblackbears.com | @BlackBearNation | [facebook.com/UMBlackBears](https://www.facebook.com/UMBlackBears) | [youtube.com/UMBlackBears](https://www.youtube.com/UMBlackBears)
Contact: Tyson McHatten, Assistant Manager
tyson.mchatten@umit.maine.edu | (O) 207.581.3596 | (C) 207.992.7746 | (Pressbox) 207.581.1049



New Hampshire

unhwildcats.com | @UNHWildcats | [facebook.com/UNHWildcats](https://www.facebook.com/UNHWildcats) | [youtube.com/UNHAthletics](https://www.youtube.com/UNHAthletics)
Contact: Mike Murphy, Associate Director
mike.murphy@unh.edu | (O) 603.862.3906 | (C) 603.969.0774 | (Pressbox) 603.862.2645



Rhode Island

gorhody.com | @RhodyFootball | [facebook.com/RhodyFootball](https://www.facebook.com/RhodyFootball) | [youtube.com/rhodeislandrams](https://www.youtube.com/rhodeislandrams)
Contact: Shane Donaldson, Coordinator
sdonaldson@advance.uri.edu | (O) 401.874.2409 | (C) 508.509.7299 | (Pressbox) 401.481.6648



Richmond

richmondspiders.com | @Spider_Football | [facebook.com](https://www.facebook.com) (search: Richmond Spiders Football) | [youtube.com/richmondspiders](https://www.youtube.com/richmondspiders)
Contact: Scott Burns, Assistant Director
sburns2@richmond.edu | (O) 804.287.6313 | (C) 804.398.1726 | (Pressbox) 804.289.1780



Stony Brook

goseawolves.org | @SBAthletics | [facebook.com/StonyBrookFootball](https://www.facebook.com/StonyBrookFootball) | [youtube.com/stonybrookseawolves](https://www.youtube.com/stonybrookseawolves)
Contact: Adam Gutes, Assistant Director
adam.gutes@stonybrook.edu | (O) 631.632.7125 | (C) 631.374.7538 | (Pressbox) 631.632.4037



Towson

towsontigers.com | @TowsonTigers | [facebook.com/TowsonTigers](https://www.facebook.com/TowsonTigers) | [youtube.com/TheTowsonTigers](https://www.youtube.com/TheTowsonTigers)
Contact: Megan Bradshaw, Assistant Director (interim)
mbradshaw@towson.edu | (O) 410.704.6258 | (C) 667.234.0898 | (Pressbox) 410.704.3102



Villanova

villanova.com | @NovaAthletics | [facebook.com/Novaathletics](https://www.facebook.com/Novaathletics) | [youtube.com/NovaAthletics](https://www.youtube.com/NovaAthletics)
Contact: Dean Kenefick, Associate Athletics Director
dean.kenefick@villanova.edu | (O) 610.519.6514 | (C) 610.308.4395 | (Pressbox) 610.519.5290



William and Mary

tribeathletics.com | @TribeAthletics | [facebook.com](https://www.facebook.com) (search: William and Mary Tribe Athletics) | [youtube.com/TribeAthletics](https://www.youtube.com/TribeAthletics)
Contact: Pete Clawson, Assistant Athletics Director
pmclaw@wm.edu | (O) 757.221.3369 | (C) 757.869.9323 | (Pressbox) 757.221.3414

CAA FOOTBALL

8625 Patterson Ave. | Richmond, VA 23229 | 804.545.7225

CAA Football has raised the profile of what was once the Yankee Conference and later the Atlantic 10 Conference since the league came under the CAA banner in 2007. Over the past seven years, the league has established itself as one of the nation's premier FCS power conferences with regard to on-the-field success, television exposure, marketability and the achievements of its student-athletes on the field, in the classroom, in the community and at the next level.

CAA Football sent three teams to the FCS Championship in 2013, with Towson becoming the eighth league school to reach the national title game since 2003. This past fall was also the second in CAA Football's five-year agreement with the NBC Sports Group, in which six nationally televised tilts aired on the NBC Sports Network as part of the league's 42 total televised contests. The CAA and CAA Football was the first collegiate athletic conference to sign a broadcast agreement with the NBC Sports Network, which launched on January 2, 2012.

CAA Football once again proved its prowess in matchups with nonconference foes, maintaining what has become a long tradition of success against non-league FCS opponents. The 2013 season saw the conference's 11 member programs combine for a 27-11 (.711) mark in FCS nonconference play.

The league's strong presence in the national polls remained another constant in 2013. The conference completed the season with three teams ranked in both The Sports Network and FCS Coaches polls, along with four others receiving votes in one or both polls. In total, nine of the league's 11 schools were nationally ranked at one point during the season.

CAA Football saw numerous individual student-athletes earn national recognition in 2013, with 20 players receiving All-America selections. Additionally, recording-setting Towson running back Terrance West was one of three finalists for the prestigious Walter Payton Award.

The league continues to set itself apart at the next level, with two players hearing their names called at the 2014 NFL Draft. West was selected in the third round by the Cleveland Browns, while Maine defensive back Kendall James was chosen by the Minnesota Vikings in round six. The conference has now had multiple players picked in each NFL Draft since 2006.

CAA Football's emphasis on its players' off-the-field achievements was evident in 2013 as well. Maine quarterback Marcus Wasilewski was the recipient of the Chuck Boone Leadership Award, which honors the

player who best embodies the highest standards of leadership, integrity, teamwork and sportsmanship in his academic and athletic pursuits. Wasilewski was also selected as CAA Football's Student-Athlete of the Year.

CAA Football will welcome Elon University as the league's newest member in 2014, expanding the conference to 12 teams. The Phoenix join the league after 11 years in the Southern Conference, which included an eight-win season in 2008 and a nine-win campaign in 2009.

The league has enjoyed a tremendous record in the postseason, earning 86 total playoff berths and at least three in every year since 2006. CAA Football's 84 all-time wins in the NCAA playoffs are second-most of any FCS conference, and the league has further established its presence at the national level by placing 10 teams in the national semifinal round over the last seven seasons.

Richmond's 2008 National Championship and Villanova's 2009 title mark the most recent national crowns for the league. In 2004, James Madison claimed the National Championship title with a 31-21 triumph over Montana, becoming the first team since the field expanded to 16 teams in 1986 to reach the championship game after winning three road playoff contests. Delaware rolled past Colgate, 40-0, to capture the National Championship in 2003, becoming the first team to ever post a shutout in the title game. No other conference has had two different teams win national titles in back-to-back years, and CAA Football has done it twice (2003-04 and 2008-09). Massachusetts earned a National Championship in 1998, defeating perennial power Georgia Southern, 55-43.

CAA Football boasts a total of 25 individual national award winners. Old Dominion quarterback Taylor Heinicke (2012), New Hampshire quarterback Ricky Santos (2006), William and Mary quarterback Lang Campbell (2004), Villanova running back Brian Westbrook (2001), Nova wide receiver Brian Finneran (1997) and UNH running back Jerry Azumah (1998) and Towson running back Dave Meggett (1998) have all won the Walter Payton Award under the league banner. James Madison linebacker Derrick Lloyd (2001) and defensive lineman Arthur Moats (2009) each received the Buck Buchanan Award prior to UNH linebacker Matt Evans' honor in 2011. Villanova quarterback John Robertson (2012) and Towson's West (2011) are past recipients of the Jerry Rice Freshman of the Year Award. New Hampshire's Sean McDonnell (2005), James Madison's Mickey Matthews (1999 & 2008), Villanova's Andy Talley (1997) and Boston University's Dan Allen (1993) were Eddie Robinson National Coach of the Year Award winners from the league before Towson head coach Rob Ambrose received the award in 2011. Delaware's K.C. Keeler (2010), Richmond's Mike London (2008), Matthews (2004), Massachusetts' Mark Whipple (1998) and Talley (1997 & 2009) have all garnered the American Football Coaches Association National Coach of the Year honor as well.

The league continues to enjoy great success beyond the collegiate playing field, too. CAA Football has had 106 players drafted by NFL franchises dating back to 1948. A total of 28 players have been selected in the draft over the last 10 years, including 2013 Super Bowl MVP Joe Flacco of Delaware (18th overall to the Baltimore Ravens in 2008). More than 30 players currently join Flacco on active NFL rosters.

With the addition of Elon this year, CAA Football's geographic footprint has only been further deepened up and down the East Coast, with schools located from Maine to North Carolina. This season's members include UAlbany, Elon, Delaware, James Madison, Maine, New Hampshire, Rhode Island, Richmond, Stony Brook, Towson, Villanova and William and Mary. While CAA Football officially began March 1, 2007, its roots date back more than 60 years.

On December 3, 1946, the Code of the Yankee Conference went into effect. Established as an all-sports conference for the New England land grant colleges, the six charter members included Connecticut, Maine, Massachusetts, New Hampshire, Rhode Island and Vermont. Upon the formation of Division I-AA football in 1978, the league disbanded all sports except for football. Delaware and Richmond were admitted to the conference in 1986, Villanova was added in 1988 and James Madison, Northeastern and William and Mary joined the league in 1993. The Atlantic 10 assumed operational control of the conference from 1997-2006, with Hofstra becoming part of the league in 2001 and Towson joining the group in 2004. UAlbany and Stony Brook were welcomed to the league in 2013.

	TOM YEAGER Commissioner
	SCOTT MEYER Associate Commissioner Digital Strategies/Football
	ERIC WIEBERG Director of Football Communications & Operations
	JIM MACDONAGH Officials Coordinator
	KATHLEEN BATTERSON Sr. Associate Commissioner Internal Operations/SWA
	PETE HOCK Associate Commissioner Broadcast Services
	BOBBY BROYLES Director Video Services
	ALEX SOUZA Director Video Services
	CINDY WILLIAMS Chief Operating Officer



MAINE BLACK BEARS
2013 CAA FOOTBALL CHAMPIONS
NCAA AUTOMATIC QUALIFIER

5 - National Championships

- Massachusetts - 1998 (55-43 over Georgia Southern)
- Delaware - 2003 (40-0 over Colgate)
- James Madison - 2004 (31-21 over Montana)
- Richmond - 2008 (24-7 over Montana)
- Villanova - 2009 (23-21 over Montana)



4 - National Championship Runners-up

- Massachusetts - 1978 (28-35 to Florida A&M)
- Massachusetts - 2006 (17-28 to Appalachian State)
- Delaware - 2007 (21-49 to Appalachian State)
- Delaware - 2011 (19-20 to Eastern Washington)
- Towson - 2013 (7-35 to North Dakota State)

23 - Consecutive seasons of multiple berths in the NCAA Playoffs

- Longest active streak in FCS history (1991-2013)

86 - NCAA Playoff Berths

41 - NCAA Playoff Berths over the last 10 years


55 - NCAA Playoff Wins over the last 10 years

7 - NCAA Championship Final appearances over the last 10 years

11 - NCAA Championship Semifinal appearances over the last 10 years

7 - Walter Payton Award Winners

- Dave Meggett - Towson, 1988
- Brian Finneran - Villanova, 1997
- Jerry Azumah - New Hampshire, 1998
- Brian Westbrook - Villanova, 2001
- Lang Campbell - William and Mary, 2004
- Ricky Santos - New Hampshire, 2006
- Taylor Heinicke - Old Dominion, 2012



3 - Buck Buchanan Award Winners

- Derrick Lloyd - James Madison, 2001
- Arthur Moats - James Madison, 2009
- Matt Evans - New Hampshire, 2011



6 - Eddie Robinson National Coach of the Year Winners

- Dan Allen - Boston University, 1993
- Andy Talley - Villanova, 1997
- Mickey Matthews - James Madison, 1999
- Sean McDonnell - New Hampshire, 2005
- Mickey Matthews - James Madison, 2008
- Rob Ambrose - Towson, 2011



2 - Jerry Rice National Freshman of the Year Winners

- Terrance West - Towson, 2011
- John Robertson - Villanova, 2012




6 - American Football Coaches Association National Coach of the Year Winners

- Andy Talley - Villanova, 1997
- Mark Whipple - Massachusetts, 1998
- Mickey Matthews - James Madison, 2004
- Mike London - Richmond, 2008
- Andy Talley - Villanova, 2009
- K.C. Keeler - Delaware, 2010



6 - Members of the College Football Hall of Fame

- Charles Haley, James Madison
- Lou Holtz, William and Mary
- Dick MacPherson, Massachusetts
- Dave Nelson, Maine & Delaware
- Tubby Raymond, Delaware
- Eddie N. Robinson, Maine



359 - Sports Network All-Americans (Since 1987)

111 - American Football Coaches Association All-Americans (Since 1979)

106 - Players Drafted By NFL Franchises

2013 CAA Football NCAA Championship Participants



Maine | NCAA Second Round



New Hampshire | NCAA Semifinals



Towson | NCAA Finals



Thursday, Aug. 28
Bryant at Stony Brook

Friday, Aug. 29
Villanova at Syracuse

Saturday, Aug. 30
Holy Cross at UAlbany
Delaware at Pittsburgh
Elon at Duke
James Madison at Maryland
Norfolk State at Maine
New Hampshire at Toledo
Morehead State at Richmond
Central Connecticut State at Towson
William & Mary at Virginia Tech

Saturday, Sept. 6
UAlbany at Central Connecticut State
Delaware State at Delaware
James Madison at Lehigh
Rhode Island at Marshall
Richmond at Virginia
Stony Brook at Connecticut
Towson at West Virginia
Fordham at Villanova
William & Mary at Hampton

Saturday, Sept. 13
Colgate at Delaware
North Carolina A&T at Elon
Saint Francis (Pa.) at James Madison
Maine at Bryant
Lehigh at New Hampshire
Rhode Island at Fordham
Hampton at Richmond
American International at Stony Brook
Towson at Delaware State
Norfolk State at William & Mary

Saturday, Sept. 20
*UAlbany at Rhode Island
*New Hampshire at Richmond
*James Madison at Villanova
Charlotte at Elon
Maine at Boston College
Stony Brook at North Dakota
North Carolina Central at Towson
Lafayette at William & Mary

Saturday, Sept. 27
*Delaware at James Madison
*William & Mary at Stony Brook
*Maine at Towson
Columbia at UAlbany
Elon at Coastal Carolina
Dartmouth at New Hampshire
Rhode Island at Central Connecticut State
Villanova at Penn

Saturday, Oct. 4
*James Madison at UAlbany
*New Hampshire at Elon
*Villanova at Maine
*Stony Brook at Towson
Sacred Heart at Delaware
Brown at Rhode Island
Richmond at Liberty



Saturday, Oct. 11
*Richmond at UAlbany
*Elon at Delaware
*Towson at James Madison
*William & Mary at New Hampshire
*Maine at Stony Brook
*Rhode Island at Villanova

Saturday, Oct. 18
*Towson at Delaware
*Stony Brook at Elon
*UAlbany at Maine
*Rhode Island at Richmond
*Villanova at William & Mary

Saturday, Oct. 25
*Richmond at Elon
*Stony Brook at New Hampshire
*Maine at Rhode Island
*Delaware at William & Mary
Colgate at UAlbany
James Madison at Charlotte
Morgan State at Villanova

Saturday, Nov. 1
*Rhode Island at Delaware
*William & Mary at James Madison
*UAlbany at New Hampshire
*Villanova at Richmond
*Elon at Towson

Saturday, Nov. 8
*Delaware at UAlbany
*Richmond at Maine
*New Hampshire at Rhode Island
*James Madison at Stony Brook
*Towson at Villanova
*Elon at William & Mary

Saturday, Nov. 15
*Maine at Elon
*Delaware at New Hampshire
*James Madison at Richmond
*Rhode Island at Stony Brook
*William & Mary at Towson
*UAlbany at Villanova

Saturday, Nov. 22
*Stony Brook at UAlbany
*Villanova at Delaware
*Elon at James Madison
*New Hampshire at Maine
*Towson at Rhode Island
*Richmond at William & Mary

Saturday, Nov. 29
NCAA Division I Football Championship - First Round

Saturday, Dec. 6
NCAA Division I Football Championship - Second Round

Saturday, Dec. 13
NCAA Division I Football Championship - Quarterfinals

Friday & Saturday, Dec. 19 & 20
NCAA Division I Football Championship - Semifinals

Saturday, Jan. 10, 2015
NCAA Division I Football Championship Game
(Toyota Stadium - Frisco, Texas)

** - CAA Football Game
All Times Eastern and subject to change
Check CAAFootball.com and local listings for specific channels*



Quick Facts

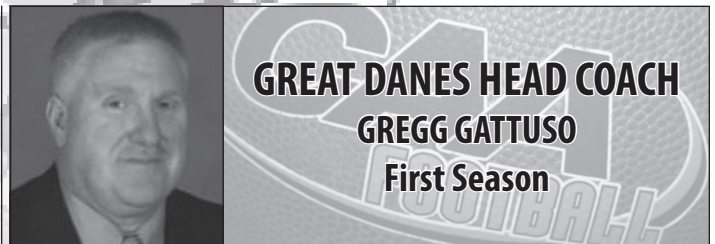
Location	Albany, N.Y.
Enrollment	12,878
Nickname	Great Danes
Website	UAlbanySports.com
Twitter	@UAlbanySports
Facebook	facebook.com/ualbanysports
Stadium	Bob Ford Field
Stadium Capacity	8,500
Stadium Surface	Synthetic Turf
President	Dr. Robert J. Jones
Athletic Director	TBD
Head Coach	Greg Gattuso (Penn State, 1983)
Football Contact	Lizzie Barlow, Director of Media Relations
Football Contact Office Phone/Email	518-442-3359/ebarlow2@albany.edu
Offensive Starters Returning/Lost	8/3
Defensive Starters Returning/Lost	5/6

2013 Results (1-11, 0-8 CAAFB)

Home Stadium: Bob Ford Field (8,500)

Home: 0-5 Away: 1-6 vs. Top 25 (TSN): 0-3 vs. Top 25 (Coaches): 0-3
 Total Home Attendance: 34,368 Average Home Attendance: 6,874

Aug. 31	rv/rv	at rv/- Duquesne	L 24-35	2,001
Sept. 7	rv/-	at rv/rv Colgate	W 37-34	5,217
Sept. 14	rv/-	*Rhode Island (CSN-MA/TCN-P/NECN/TWC/SNY)	L 13-19 (OT)	8,500
Sept. 21		Central Connecticut State	L 17-20	6,412
Sept. 28		at Old Dominion	L 10-66	20,118
Oct. 5		*at rv/21 James Madison	L 13-40	25,201
Oct. 12		*at rv/rv Delaware (CSN-MA/CSN-P/CSS/SNY/TWC)	L 30-33	17,363
Oct. 19		*7/7 Towson (TWC)	L 17-44	8,500
Nov. 2		*at Richmond	L 10-27	8,700
Nov. 9		*8/9 Maine	L 27-33	4,912
Nov. 16		*23/rv New Hampshire	L 20-37	6,044
Nov. 23		*at Stony Brook	L 3-24	4,512



**GREAT DANES HEAD COACH
GREGG GATTUSO
First Season**


Collegiate Overall Record (Years)	97-32 (12 years)
Record at CAA Football Schools (Years)	First Year
Record in CAA Football Games (Years)	First Year

UAlbany Coaching Staff


Bob Benson	Defensive Coordinator/Defensive Backs
Joe Bernard	Offensive Coordinator/Running Backs
Bernard Clark	Assistant Head Coach/Linebackers
Delbert Cowsette	Defensive Line
Gabe Luvara	Tight Ends
Ryan McCarthy	Quarterbacks/Pass Game Coordinator
Matt Scott	Outside Linebackers/Special Teams
Aaron Smith	Wide Receivers
Jim Sweeney	Offensive Line

2014 Schedule

Date	Opponent	Location	Series Record
Aug. 30	Holy Cross	Albany, N.Y.	First Meeting
Sept. 6	at Central Conn. St.	New Britain, Conn.	12-6
Sept. 20	*at Rhode Island	Kingston, R.I.	0-1
Sept. 27	Columbia	Albany, N.Y.	1-0
Oct. 4	*James Madison	Albany, N.Y.	0-1
Oct. 11	*Richmond	Albany, N.Y.	0-1
Oct. 18	*at Maine	Orono, Maine	4-3
Oct. 25	Colgate	Albany, N.Y.	2-2
Nov. 1	*at New Hampshire	Durham, N.H.	0-2
Nov. 8	*Delaware	Albany, N.Y.	1-1
Nov. 15	*at Villanova	Villanova, Pa.	First Meeting
Nov. 22	*Stony Brook	Albany, N.Y.	9-6



CHRISTIAN DORSEY



WILL FIACCHI



OMAR OSBORNE



BRIAN PARKER



CHRISTIAN DORSEY

Montclair, N.J.
Montclair

LB	5-11	215	R-SR.
----	------	-----	-------

YEAR	GP	S-A-Tackles	SK/TFL	Int	PBU	FF/FR
2010	Redshirt					
2011	9	10-7-17	0.0/0.0	0	0	1/0
2012	11	12-7-19	00/1.0	0	0	1/0
2013	10	46-39-85	0.5/1.5	0	1	2/0
Career	30	68-53-121	0.5/2.5	0	1	4/0

- Third-team All-CAA in 2013
- Started 10 games, missing two games due to injury
- Finished second on the team with 85 total tackles (46 solo)
- Totaled a season-high 14 tackles (9 solo) in win over Colgate (Sept. 7), including one for a loss of 3 yards
- Also brought down 14 (8 solo) vs. Rhode Island (Sept. 14)



WILL FIACCHI

MARCELLUS, N.Y.
MARCELLUS

QB	6-3	200	R-SR.
----	-----	-----	-------

YEAR	GP	----- Passing -----				--- Rushing ---					
		Comp.	Att.	Int.	Yds.	TD	Lg.	Att.	Yds.	TD	
2010	Redshirt										
2011	2	0-1-0	0	0	0	0	0	0	0	0	
2012	11	188-309-5	2156	11	81	49	15	2			
2013	12	207-372-8	2358	9	55	59	-43	1			
Career	13	395-682-13	4514	20	81	108	-28	3			

- Enters 2014 season ranked third all-time at UAlbany for career passing yard with 4,514 (395-686)
- UAlbany's third quarterback in program history to throw for over 4,000 yards and sixth to pass for over 3,000 yards
- Has started every game at quarterback for the last two seasons and is the only UAlbany quarterback in program history to eclipse the 2,000-yard milestone in multiple seasons
- Broke the program's single-season completions record in 2013, completing 207-of-372 passes with eight interceptions
- Threw for two touchdowns and broke the single-game record for both pass attempts (45) and completions (27) at Duquesne (Aug. 31), while his 346 passing yards ranked second all-time for a single game



OMAR OSBOURNE

SYRACUSE, N.Y.
BISHOP LUDDEN

RB	6-1	195	SR.
----	-----	-----	-----

YEAR	GP	No.	Yds	TD	Long	Avg/G	Avg/C
2011	12	56	308	3	46	25.7	5.5
2012	11	108	503	5	40	45.7	4.7
2013	12	277	1206	12	36	100.5	4.4
Career	35	441	2017	20	46	57.6	4.6

- 2014 CFPA Running Back Award Watch List
- First-team All-CAA in 2013
- Ranked third in the conference, totaling 1,206 rushing yards and 100.5 yards per game
- Led the team and finished fourth in the CAA with 12 rushing touchdowns
- Earned CAA Offensive Player of the Week honors after scoring two touchdowns and rushing 256 yards on 35 carries in win over Colgate -- the second-highest single-game rushing total in the CAA in 2013



BRIAN PARKER

Henrietta, N.Y.
McQuaid Jesuit

TE	6-4	260	R-SR.
----	-----	-----	-------

YEAR	GP	No.	Yds	TD	Long	Avg/G	Avg/C
2010	Redshirt						
2011	10	3	141	2	57	14.1	47.0
2012	9	2	10	0	6	1.1	5.0
2013	11	30	355	2	55	32.3	11.8
Career	30	35	506	4	57	16.9	14.5

- 2014 CFPA Tight End Award Watch List
- Started 11 games in 2013 and ranked third on the team with 30 receptions
- Totaled 355 receiving yards and scored two touchdowns
- Recorded two receptions for a total of 61 yards at Old Dominion (Sept. 28), including a season-long 55-yard touchdown reception
- Made a season-high eight receptions at James Madison (Oct. 5), accruing 71 yards

Playing Career

1980-83 Penn St. University

Coaching Career

1987 Assistant Coach, Duquesne
 1992 Assistant Coach, Duquesne
 1993-2004 Head Coach, Duquesne
 2005-06 Tight Ends/Recruiting Coord., Pittsburgh
 2006-07 Defensive Line, Pittsburgh
 2008-10 Defensive Line/Asst. Head Coach, Pittsburgh
 2011 Defensive Line, Maryland
 2012-13 Defensive Line/Asst. Head Coach, Maryland
 2014- Head Coach/UAlbany

Personal

Hometown

Pittsburgh, Pa.

Alma Mater

Penn St. '83

Wife

Colleen

Children

Jacqueline, Kaitlin



Gattuso's Year-By-Year Record

Year	School	Record	Conf./Finish	Postseason
1993	Duquesne	4-6		
1994	Duquesne	6-4		
1995	Duquesne	10-1		ECAC Bowl
1996	Duquesne	10-1		ECAC Bowl
1997	Duquesne	7-3		
1998	Duquesne	8-3		
1999	Duquesne	8-3		
2000	Duquesne	10-1		
2001	Duquesne	8-3		ECAC Classic
2002	Duquesne	11-1		ECAC Classic
2003	Duquesne	8-3		ECAC Classic
2004	Duquesne	7-3		
Duquesne Totals		97-32 (.752)		
Career Totals		97-32 (.752)		

All-Time UAlbany Coaching Records

Coach	Years	Record	Pct.	Conf.	Pct.
Bob Ford	1973-13	256-170	.601	0-8	.000
Greg Gattuso	2014-				



Starters Returning/Lost

Total No. of Starters Returning: 15

Offense: 8

.....QB – Will Fiacchi
HB – Nic Ketter
WR – Cole King
RB – Omar Osbourne
TE – Brian Parker
RT – Adam Pasnik
LG – Michael Senn
RG – Adam Wierbinski

Defense: 5

.....ILB – Christian Dorsey
SS – TJ Idowu
NG – Tim Kologrivov
ILB – Marcel Ngachie
OLB – Michael Nicasro

Special Teams: 2

.....P – Jon Martin
PK – Tom O’Riordan

Total No. of Starters Lost: 9

Offense: 3

.....WR – Kevin Chillis
C – Eric LaPorta
LT – Kadeem Williams

Defense: 6

.....CB – Randall Exantus
CB – Clay Harris
OLB – Alex Helmer
DT – Zach Morton
DT – Andrew Smith
FS – Tramaine Wilson

Special Teams: 0

NOTE: Special Teams include kickers and punters only.

2014 Newcomers

Name	Pos.	Ht./Wt.	Hometown/HS (Last School)
Andrew Borruso	OL	6-1/295	Oceanside, N.Y. (University at Buffalo)
Alec Bowman	OL	6-4/260	Secaucus, N.J./Paramus Catholic
Julian Cox	FS	6-2/190	New Castle, Pa./New Castle
Jordan Crockett	WR	5-9/180	Fort Washington, Md./Bishop McNamara
Elliott Crosby	RB	6-2/200	Albany, N.Y./Christian Brothers Academy
Zack Deluca	DE	6-1/240	Pittsburgh, Pa./Pittsburgh Central Catholic
Jack Duzinski	DE	6-4/230	Fulton, Md./Reservoir
Josh Gontarek	WR	5-11/170	Mount Airy, Md./Linganore
Dan Harding	QB	6-4/220	Nazareth, Pa./Sierra College/Akron
Malachi Hoskins	OL	6-2/200	Queens Village, N.Y./Loomis Chaffee School
Chris Johnson	CB	6-3/180	Birmingham, Ala./Oak Mountain
Mike Madaras	OT	6-6/280	Olney, Md./Good Counsel/Maryland
Sam Madaras	OG	6-3/285	Olney, Md./Good Counsel
Anthony Paoello	DE	6-2/245	Montvale, N.J./St. Joseph Regional
Isaiah Powell	LB	6-1/210	Oradell, N.J./Bergen Catholic
Greg Reaves	LB	6-2/205	Bradenton, Fla./Manatee
Lukas Repetti	DE/TE	6-4/240	White Plains, N.Y./White Plains
Luke Ritter	OL	6-7/285	Milford, Pa./Delaware Valley
Zee Roberson	WR	6-2/180	Stroudsburg, Pa./East Stroudsburg South
Jamal Robinson	CB	5-10/175	Mitchellville, Md./Dematha
Steve Shanley	QB	6-3/205	Westwood, N.J./Paramus Catholic
Ethan Stark	PK	6-3/185	Erie, Pa./McDowell
DaShante Thompson	LB	6-1/205	Olney, Md./Good Counsel
Foussenie Traore	DE	6-3/235	Washington, D.C./Friendship Collegiate Academy

Great Danes Roster

No.	Name	Pos.	Ht./Wt.	Cl.	Hometown (High School/Last School)
1	TJ Idowu	S	5-11/210	Sr.	Wexford, Pa. (North Allegheny)
2	Josh Gontarek	WR	5-11/170	Fr.	Mount Airy, Md. (Linganore)
3	Jake Meek	WR	6-1/215	Rsr.	Penfield, N.Y. (Bishop Kearney)
4	Ethan Stark	CB	6-3/185	Fr.	Erie, Pa. (McDowell)
5	Adegboyega Asanpaola	K	6-1/175	RSo.	Hempstead, N.Y. (Holy Trinity)
6	Julian Cox	S	6-2/190	Fr.	New Castle, Pa. (Castle)
7	Ryan Smith	QB	6-2/205	Jr.	Guiderland, N.Y. (Colgate) (Guiderland)
8	JoJo McClary	CB	5-8/160	Jr.	Fort Lauderdale, Fla. (St. Thomas Aquinas)
9	Jordan Chrobak	WR	5-9/170	So.	Clinton, N.Y. (Clinton)
10	Shane Sweeney	QB	6-1/210	Rfr.	Phelps, N.Y. (Geneva)
11	Michael Nicasro	OLB	5-11/210	RSo.	Clarksville, Md. (Our Lady of Good Counsel)
12	Ryan Spelman	OLB	6-1/215	RSo.	Monroe, N.Y. (Monroe-Woodbury)
13	Tom O’Riordan	P/PK	5-10/200	Rjr.	Stony Point, N.Y. (North Rockland)
14	Will Fiacchi	QB	6-3/200	Rsr.	Marcellus, N.Y. (Marcellus)
15	Raysan Clark	S	6-0/180	RSo.	Theresa, N.Y. (Indian River)
16	Ricky Joseph	CB	5-10/170	Sr.	Brooklyn, N.Y. (Thomas Jefferson)
17	Dan Harding	QB	6-4/220	Jr.	Nazareth, Pa. (Sierra College)
18	Steve Shanley	QB	6-3/205	Fr.	Westwood, N.J. (Paramus Catholic)
19	Cameron Wynn	CB	5-10/180	So.	Rensselaer, N.Y. (Christian Brothers Academy)
20	Andre Martin	RB	5-10/215	So.	Bristow, Va. (Gateway)
21	Nic Ketter	HB	6-4/210	RSo.	Queensbury, N.Y. (Queensbury)
22	Dorian Polk	CB	5-10/170	Sr.	Lockport, N.Y. (Erie CC) (Lockport)
23	Omar Osbourne	RB	6-1/195	Rsr.	Syracuse, N.Y. (Bishop Ludden)
24	Nick Beach	CB	5-11/175	Rjr.	Charlotte, N.C. (Mallard Creek)
25	Jamal Robinson	CB	5-10/175	Fr.	Mitchellville, Md. (DeMatha)
26	Power Lawrence	RB	5-11/185	RSo.	Bloomfield, N.J. (Montclair Kimberley)
27	Kyle Sakowski	S	6-0/195	Jr.	Chester, N.Y. (Lafayette College) (Don Bosco Prep)
28	Presley Beauvais	RB	5-4/150	Rjr.	Spring Valley, N.Y. (St. Joseph Regional)
29	Anthony DeLuca	CB	5-9/165	Rfr.	Longwood, Fla. (Lake Mary)
30	Martel Williams	OLB	6-0/205	So.	Plantation, Fla. (St. Thomas Aquinas)
31	Kyle Jordan	OLB	5-11/200	Rsr.	Bernardsville, N.J. (Immaculata)
32	Marcel Ngachie	ILB	5-11/225	So.	Silver Springs, Md. (Our Lady of Good Counsel)
33	Christian Dorsey	ILB	5-11/215	Rsr.	Montclair, N.J. (Montclair)
34	Ryan Griffin	ILB	6-0/215	Rfr.	Latham, N.Y. (Shaker)
35	Mat LaDucer	ILB	6-1/225	Rjr.	Wyckoff, N.J. (Ramapo)
36	Neil Morrison	S	5-11/195	So.	Miramar, Fla. (Pembroke Pines Charter)
37	Jonathan Martin	P/PK	6-2/205	RSo.	Delmar, N.Y. (Bethlehem Central)
38	Karl Allison	RB	5-6/175	Rjr.	Bay Shore, N.Y. (Bay Shore)
39	Kenny Mathieu	S	5-10/190	Rfr.	East Greenbush, N.Y. (Columbia)
41	Malachi Hoskins	OLB	6-2/200	Fr.	Queens Village, N.Y. (Loomis Chaffee)
42	Pat O’Connor	HB	6-3/215	Rjr.	Valley Cottage, N.Y. (St. Joseph Regional)
43	Ian Maltz	P/PK	5-10/165	So.	Millstone Township, N.J. (The Hun School)
44	Colin Cooper	ILB	6-3/250	Sr.	Geneva, N.Y. (Monmouth) (Geneva)
45	Mike LaNoir	HB	6-3/215	Rfr.	Queensbury, N.Y. (Glens Falls)
46	Christian Harris	ILB	6-0/205	RSo.	West Henrietta, N.Y. (Rush Henrietta)
47	Parrish McKnight	S	5-10/190	RSo.	Webster, N.Y. (Webster Schroeder)
48	Chris Johnson	CB	6-3/180	Fr.	Birmingham, Ala. (Mountain)
49	Anthony Paoello	TE	6-2/245	Fr.	Montvale, N.J. (St. Joseph Regional)
50	Damian Young	OLB	6-1/215	So.	Groton, N.Y. (Groton)
51	Nate Hatafsky	ILB	6-1/215	Rfr.	Mechanicville, N.Y. (Mechanicville)
52	Isaiah Powell	OLB	6-1/210	Fr.	Oradell, N.J. (Bergen Catholic)
53	Terrence Russell	OLB	6-1/215	RSo.	West Orange, N.J. (West Orange)
54	Andrew Borruso	OL	6-1/295	Jr.	Oceanside, N.Y. (University at Buffalo) (Oceanside)
55	Ben Pagan	DL	6-2/235	Rfr.	Hightstown, N.J. (Piedie School)
56	DaShante Thompson	LB	6-1/205	Fr.	Olney, Md. (Good Counsel)
57	Ralph Douyon	DL	6-5/275	Sr.	Staten Island, N.Y. (Morrisville) (Wagner HS)
58	Cory Parker	OLB	5-11/215	So.	Henrietta, N.Y. (McQuaid Jesuit)
59	Zack DeLuca	DL	6-1/240	Fr.	Pittsburgh, Pa. (Pittsburgh Central Catholic)
60	Domenic LaFragola	OL	6-2/275	RSo.	Little Egg Harbor, N.J. (Holy Spirit)
62	Dan Naples	OL	6-2/260	RSo.	Branchburg, N.J. (Somerville)
63	Mike Madaras	OL	6-6/280	Jr.	Olney, Md. (University of Maryland) (Good Counsel)
64	Alec Bowman	OL	6-4/260	Fr.	Secaucus, N.Y. (Paramus Catholic)
65	Jack Dudzinski	DL	6-4/230	Fr.	Fulton, Md. (Reservoir)
66	Wesley Sanon	OL	6-3/270	RSo.	Nyack, N.Y. (Rockland CC) (Nyack)
67	Doug Draude	OL	6-3/295	Rjr.	East Rockaway, N.Y. (East Rockaway)
69	Sam Madaras	OL	6-3/285	Fr.	Olney, Md. (Good Counsel)
70	Nick Nerolien	OL	6-2/285	So.	Rosindale, Mass. (Lexington)
72	Adam Pasnik	OL	6-3/270	Rjr.	Orchard Park, N.Y. (St. Francis Athol Springs)
73	Chizi Mba	OL	6-4/265	Rfr.	Union, N.J. (Union)
74	Adam Wierbinski	OL	6-3/265	RSo.	Camillus, N.Y. (West Genesee)
75	Luke Ritter	OL	6-7/285	Fr.	Milford, Pa. (Delaware Valley)
76	Kalief Joyner	OL	6-5/248	Rfr.	Brooklyn, N.Y. (Cheshire Academy)
77	Michael Senn	OL	6-3/300	So.	Orchard Park, N.Y. (Orchard Park)
78	Matthew Campion	OT	6-5/330	RSo.	Stillwater, N.Y. (Stillwater)
79	JP McCauley	OT	6-4/290	Rfr.	Queensbury, N.Y. (Queensbury)
80	Brian Parker	TE	6-4/260	Rsr.	Henrietta, N.Y. (McQuaid Jesuit)
81	Austin Weeks	WR	6-1/172	Rfr.	Durham, N.C. (Hillside)
82	Malachi Lawrence	WR	6-3/170	Sr.	Bronx, N.Y. (Nassau CC) (DeWitt Clinton)
83	Devin Maio	WR	5-10/170	Rjr.	Henrietta, N.Y. (Rush-Henrietta)
85	Brad Harris	WR	6-3/200	Rfr.	Orlando, Fla. (University)
86	Cameron Lewis	WR	5-9/175	RSo.	Springfield, Va. (Robert E. Lee)
87	Cole King	WR	6-1/185	Rsr.	Syracuse, N.Y. (Henninger)
88	Jordan Crockett	WR	5-9/180	Fr.	Fort Washington, Md. (Bishop McNamara)
89	Kevin Malloy	TE	6-5/240	RSo.	East Northport, N.Y. (John H. Glenn)
90	DaEsen Timmons	DL	6-0/265	Rfr.	Baltimore, Md. (DeMatha Catholic)
91	Zach Troutman	DL	6-3/265	Rjr.	New Providence, N.J. (New Providence)
92	Michael Smith	DL	6-3/225	Rjr.	Wading River, N.Y. (Riverhead)
93	John Forster	DL	6-4/240	RSo.	Huntington, N.Y. (Huntington)
94	Tim Kologrivov	DL	6-0/265	Rsr.	Wyckoff, N.J. (Ramapo)
95	Foussenie Troare	DL	6-3/235	Fr.	Washington, D.C. (Friendship Collegiate Academy)
96	Jon McGriff	DE	6-3/220	RSo.	Syracuse, N.Y. (Christian Brothers Academy)
97	Samuel Gray	DE	6-5/265	Sr.	Poughkeepsie, N.Y. (Franklin Deleanor Roosevelt)
98	Lukas Repetti	DL	6-4/240	Fr.	White Plains, N.Y. (White Plains)
99	Cory Connell	DL	6-2/245	Rjr.	Ramsey, N.J. (Ramsey)

Quick Facts

Location	Newark, Del.
Enrollment	16,000
Nickname	Blue Hens
Website	bluehens.com
Twitter	@UDbluehens
Facebook	facebook.com/DelawareBlueHens
Stadium	Tubby Raymond Field at Delaware Stadium
Stadium Capacity	22,000
Stadium Surface	FieldTurf
President	Dr. Patrick T. Harker
Athletics Director	Eric Ziady
Head Coach	Dave Brock (Salisbury State, 1994)
Football Contact	Scott Selheimer, Assistant Athletics Director/Media Relations
Football Contact Office Phone/Email	302-831-8007/selheime@udel.edu
Offensive Starters Returning/Lost	6/5
Defensive Starters Returning/Lost	7/4

2013 Results (7-5, 4-4 CAAFB)

Home Stadium: Delaware Stadium (22,000)

Home: 5-2 Away: 2-3 vs. Top 25 (TSN): 2-2 vs. Top 25 (Coach): 2-2
 Total Home Attendance: 126,754 Average Home Attendance: 18,108

Aug. 29	rv/rv	Jacksonville	W 51-35	19,120
Sept. 7	rv/rv	Delaware State (NBCSN)	W 42-21	19,316
Sept. 14	rv/rv	at Navy (CBSSN)	L 7-51	36,208
Sept. 21	rv/rv	Wagner	W 49-9	15,723
Sept. 28	rv/rv	*14/14 James Madison (CSN-MA/TCN-P/SNY)	W 29-22	18,405
Oct. 5	24/25	*at 23/23 Maine	L 28-62	6,304
Oct. 12	rv/rv	*UAlbany (CSN-MA/CSN-P/CSS/SNY/TWC)	W 33-30	17,363
Oct. 26	rv/rv	*at Rhode Island	W 35-13	6,536
Nov. 2	21/rv	*at 7/6 Towson	W 32-31	8,741
Nov. 9	15/21	*23/T-24 William & Mary (CSN-MA+/CSN-NE/SNY/TCN-P)	L 10-24	21,010
Nov. 16	21/22	*Richmond	L 43-46	15,817
Nov. 23	rv/rv	*vs. rv/- Villanova (PPL Park)	L 34-35	10,117



BLUE HENS HEAD COACH
DAVE BROCK
1 SEASON (2013)

Collegiate Overall Record (Years)	7-5 (1 Year)
Record at CAA Football Schools (Years)	7-5 (1 Year)
Record in CAA Football Games (Years)	4-4 (1 Year)

Delaware Coaching Staff


Sean Devine	Offensive Coordinator/Offensive Line
Tim Weaver	Co-Defensive Coordinator/Linebackers
Dennis Dottin-Carter	Co-Defensive Coordinator/Defensive Line
Brian Ginn	Quarterbacks
Bryan Bossard	Wide Receivers
Tony Lucas	Running Backs
Eddie Allen	Special Teams Coordinator/Tight Ends
Henry Baker	Cornerbacks
Tom McEntire	Safeties
Mark Bailey	Defensive Quality Control
Bobby Sabol	Offensive Quality Control

2014 Schedule


Date	Opponent	Location	Series Record
Aug. 30	at Pittsburgh	Pittsburgh, Pa.	First Meeting
Sept. 6	Delaware St.	Newark, Del.	5-0
Sept. 13	Colgate	Newark, Del.	5-0
Sept. 27	*at James Madison	Harrisonburg, Va.	12-8
Oct. 4	Sacred Heart	Newark, Del.	First Meeting
Oct. 11	*Elon	Newark, Del.	First Meeting
Oct. 18	*Towson	Newark, Del.	10-5
Oct. 25	*at William & Mary	Williamsburg, Va.	22-16
Nov. 1	*Rhode Island	Newark, Del.	21-8
Nov. 8	*at Albany	Albany, N.Y.	1-1
Nov. 15	*at New Hampshire	Durham, N.H.	20-11
Nov. 22	*Villanova	Newark, Del.	21-25-1



MICHAEL JOHNSON



PAT CALLAWAY



TRENT HURLEY



NICK BOYLE



MICHAEL JOHNSON
GAINESVILLE, FLA.
GAINESVILLE

WR	6-2	210	SR.
----	-----	-----	-----

YEAR	GP	No.	Yds	TD	Long	Avg/G	Avg/C
2011	10	3	19	0	14	1.9	6.0
2012	11	41	441	4	27	40.1	10.8
2013	12	60	1035	9	80	86.3	17.2
Career	33	104	1495	13	80	45.3	14.4

- 2nd team All-CAA in 2013
- The Sports Network Pre-Season 3rd team All-American as All-Purpose player
- Caught 60 passes for 1,035 yards and 9 TDs in 2013
- Ranked No. 2 in the CAA and No. 13 in the NCAA in all-purpose yards in 2013 (150.0 per game)
- Career 104 receptions and 1,495 yards both rank in the all-time Top 20 at Delaware
- Averages 16.6 yards per play in his career (No. 2 all-time at Delaware)
- Enters 2014 with a 23-game pass catching streak
- Needs four kickoff returns and 94 kickoff return yards to tie UD career records



PAT CALLAWAY
LITHONIA, GA.
MARTIN LUTHER KING

LB	5-10	220	SR.
----	------	-----	-----

YEAR	GP	S-A-Tackles	SK/TFL	Int	PBU	FF/FR
2011	11	15-22-37	0.0/1.5	0	0	0/1
2012	11	48-20-68	1.0/7.5	0	1	1/1
2013	12	53-67-120	1.0/5.0	2	2	0/2
Career	34	116-109-225	2.0/14.0	2	3	1/4

- 2nd team All-CAA in 2013
- Top returning tackler in the CAA after ranking No. 2 in 2013 with 120 (10.0 per game)
- Ranked No. 18 in the NCAA in tackles per game in 2013
- 120 tackles in 2013 was the most by a Delaware player since 2007
- Has 225 career tackles and needs 75 to become 18th player in UD history with 300 for a career
- Expected to move from middle linebacker to outside linebacker in 2014
- Colonial Athletic Association Academic Honor Roll recipient




TRENT HURLEY
CONNELLSVILLE, PA.
GREENSBURG C. CATHOLIC/BOWLING GREEN

QB	6-4	215	SR.
----	-----	-----	-----

YEAR	GP	----- Passing -----			--- Rushing ---			
		Comp.-Att.-Int.	Yds.	TD	Lg.	Att.	Yds.	TD
2011 (BGSU)	4	9-16-1	115	0	23	5	31	0
2012	10	185-294-14	1964	10	63	103	160	4
2013	10	172-268-7	2207	22	80	62	158	1
Career	24	366-578-22	4286	32	80	170	349	5

- Returns as a third-year starter at quarterback
- Completed 172 of 268 passes for 2,207 yards and 22 Tds in 2013
- Led CAA in passing rating (155.2/ 8th in NCAA) and was fourth in passing yards (220.7/35th in NCAA) in 2013
- Ranked fifth in CAA in total offense (236.5) in 2013
- Threw four touchdown passes in three different games in 2013
- 351.53 passing rating vs. Wagner in 2013 set UD single game record
- Ranks 10th all-time at UD in career passing yards (4,171)



NICK BOYLE
WANTAGE, N.J.
HIGH POINT REGIONAL

TE	6-6	270	SR.
----	-----	-----	-----

YEAR	GP	No.	Yds	TD	Long	Avg/G	Avg/C
2011	7	2	25	1	15	3.6	12.5
2012	10	20	181	0	27	18.1	9.1
2013	12	42	474	7	40	39.5	11.3
Career	29	64	680	8	40	23.4	10.6

- 2nd team All-CAA in 2013
- One of the nation's top returning tight ends
- Caught 42 passes for 474 yards and seven TDs in 2013
- Enters 2014 having caught a pass in 15 straight games
- 64 career receptions is just 14 shy of UD career record for a tight end (78 by John Yergey in 1987-89)
- Led all CAA tight ends and was No. 7 among FCS tight ends with 42 receptions in 2013

Playing Career

..... Ferrum

Coaching Career

1988-90 Assistant Coach, Salisbury State
 1991-93 Recruiting Coordinator/Defensive Backs, Western Connecticut State
 1994 Recruiting Coordinator/Defensive Backs, Salisbury State
 1995 Running Backs, Hofstra
 1997-99 Recruiting Coordinator/Wide Receivers, Hofstra
 2000-2001 Offensive Coordinator/Wide Receivers, Hofstra
 2002 Associate Head Coach/Offensive Coordinator, Hofstra
 2002-04 Offensive Coordinator/Quarterbacks, Temple
 2005 Wide Receivers, North Carolina
 2006 Assistant Head Coach/Recruiting Coordinator, North Carolina
 2007 Wide Receivers, Kansas State
 2008 Offensive Coordinator/Tight Ends, Kansas State
 2009-11 Tight Ends, Boston College
 2012 Offensive Coordinator/Wide Receivers, Rutgers
 2013 Head Coach, Delaware

Personal

Hometown

Moorestown, N.J.

Alma Mater

Salisbury State, '94

Wife

Karen

Children

Henry, William, Richard, Kate, Maggie



All-Time Delaware Coaching Records

Coach	Years	Record	Pct.	Conf.	Pct.
No Coach	1889-97	15-22-4	.415		
Herbert L. Rice	1898-01	14-15-2	.484		
C.A. Short	1902, 06	8-6-2	.563		
Nathan A. Mannakee	1903-05	8-13-2	.391		
E. Pratt King	1907	0-5-1	.083		
William J. McAvoy	1908-16, 22-24	42-43-13	.495		
Stan Baumgartner	1917	2-5	.286		
Lt. Milton Arronwitz	1918	2-5	.286		
H.B. Shipley	1919-20	5-10-2	.353		
Sylvester R. Derby	1921	5-4	.556		
R.M. Forstburg	1925-27	9-14-1	.396		
Joseph J. Rothrock	1928	2-6	.250		
A.B. Ziegler	1929-30	6-10-2	.389		
Charles Rogers	1931-33	12-9-4	.560		
J. Neil Stahley	1934	4-3-1	.563		
Lyal W. Clark	1935-37	5-18-1	.229		
Stephen J. Grenda	1938-39	4-12	.250		
William D. Murray	1940-42, 46-51	49-16-2	.746		
David M. Nelson	1952-65	84-42-2	.664		
Tubby Raymond	1966-01	300-119-3	.714	89-38	.701
K.C. Keeler	2002-12	86-52	.623	49-41	.544
Dave Brock	2013-	7-5	.583	4-4	.500

Brock's Year-By-Year Record

Year	School	Record	Conf./Finish	Postseason
2013	Delaware	7-5	4-4/T5th	
Delaware Totals		7-5 (.583)		
Career Totals		7-5 (.583)		



Starters Returning/Lost

Total No. of Starters Returning: 14

Offense: 6

.....TE – Nick Boyle
OT – Ben Curtis
OG – JD Dzurko
WR – Jerel Harrison
QB – Trent Hurley
WR – Michael Johnson

Defense: 7

.....SS – Craig Brodsky
LB – Pat Callaway
DE – Vince Hollerman
LB – David Mackall
FS – Mario Rowson
DE – Derrick Saulsberry
CB – Jordan Thomas

Special Teams: 1

.....P – Eric Enderson

Total No. of Starters Lost: 10

Offense: 5

.....C – Brandon Heath
WR – Rob Jones
OG – Bobby Kennedy
OT – Erle Ladson
RB – Andrew Pierce

Defense: 4

.....DT – Karon Gibson
CB – Travis Hawkins
DT – Zach Kerr
LB – Jeff Williams

Special Teams: 1

.....K – Sean Baner

NOTE: Special Teams include kickers and punters only.

2014 Newcomers

Name	Pos.	Ht./Wt.	Hometown/HS (Last School)
Ryley Angeline	Ath.	6-3/215	Chester Springs, Pa./Downingtown East
Charles Bell	LB	6-1/225	Conestoga, Pa./Penn Manor
Malcolm Brown	DB	6-1/190	Gaithersburg, Md./Quince Orchard
Tre Brown	WR	6-2/200	Harrisburg, Pa./Milton Hershey
Mario Farinella	OL	6-2/295	Bloomfield, N.J./Bergen Catholic
Troy Gallen	WR	6-0/175	Glen Mills, Pa./Malvern Prep
Andrew Grau	TE	6-5/225	Rehoboth Beach, Del./Cape Henlopen
Maurice Haley	DB	6-0/201	Upper Marlboro, Md./St. John's College HS
Anthony Jackson	LB	6-1/210	Riverdale, Md./Suitland
Quai Jefferson	WR	6-0/195	Woodland Park, N.J./St. Joseph's Regional
Thomas Jefferson	RB	6-1/205	Prospect Park, N.J./Passaic Tech
James Kretkowski	OL	6-6/285	Mineola, N.Y./Oceanside
John Nassib	DE	6-6/260	West Chester, Pa./Malvern Prep
Bilal Nichols	DE	6-4/250	Newark, Del./Hodgson Vo-Tech
Jethro Pepe	OL	6-6/245	Colonia, N.J./St. Joseph's
Jake Powell	TE	6-5/220	Marlton, N.J./Cherokee
Frank Raggo	K	5-9/163	Randolph, N.J./Randolph
Donte Raymond	LB	6-1/203	Rahway, N.J./Rahway
Bryan Reed	OL	6-3/295	Mount Sinai, N.Y./Mount Sinai
Joseph Walker	QB	6-3/185	Philadelphia, Pa./Martin Luther King
Brandon Whaley	TE	6-4/230	Haymarket, Va./Battlefield
Kareem Williams	RB	5-10/185	Schnecksville, Pa./Parkland

Blue Hens Roster

No.	Name	Cl.	Pos.	Ht/Wt.	Hometown (High School/Last School)
2	Trent Hurley	Sr.	QB	6-4/210	Connellsville, Pa./Greensburg Central Cath. (Bowling Green)
3	Craig Brodsky	Jr.	DB	5-11/200	Orange Park, Fla./Fleming Island
4	Jerel Harrison	Jr.	WR	6-0/190	Richmond, Va./Varina
6	Andrew Opoku	Sr.	WR	6-4/215	North Brunswick, N.J./North Brunswick (UConn)
8	Justin Burns	Sr.	QB	6-5/215	Alpharetta, Ga./Alpharetta
9	Roman Tatum	So.	DB	5-11/175	Winter Garden, Fla./West Orange
10	Kyle Yocum	Fr.	QB	6-2/210	Reading, Pa./Exeter
11	Jake Giusti	Sr.	DB	5-11/190	Neptune Beach, Fla./Fletcher
12	Mark Doe	So.	DB	5-9/160	Collingdale, Pa./Academy Park
14	Simba Gwashavanhu	So.	DB	6-1/195	Gaithersburg, Md./Gaithersburg
16d	Sam Miller	Jr.	DB	5-7/170	Los Angeles, Calif./Windward School
16o	Rich Czechtoka	So.	QB	6-2/215	East Northport, N.Y./John Glenn (Rutgers)
17	Michael Johnson	Sr.	WR	6-2/205	Gainesville, Fla./Gainesville
19	Garrett Greenway	Jr.	K	5-8/160	Encinitas, Calif./La Costa Canyon
21	Stephen Clark	Sr.	WR	6-2/175	Hampton, Va./Bethel
22	Justin Watson	Fr.	DB	5-9/170	Washington, D.C./Friendship Collegiate
23	Mario Rowson	Sr.	DB	6-3/210	Norfolk, Va./Lake Taylor (Maryland)
24	Ryan Torza	So.	DB	6-2/190	Waxhaw, N.C./Cuthbertson
25	David Mackall	Sr.	LB	6-3/245	Baltimore, Md./Edmonson-Westside (Maryland)
26	Ryan Cobb	Sr.	TE	6-1/235	Saddle River, N.J./Don Bosco Prep (Virginia)
27	Ricky Emerson	Fr.	WR	6-2/180	Bear, Del./Red Lion Christian
29	Jordan Thomas	Sr.	DB	6-1/195	Endicott, N.Y./Union-Endicott (Rutgers)
31o	Wes Hills	So.	RB	6-1/200	Wildwood, N.J./Wildwood
31d	Chris Buckley	So.	DB	5-10/195	West Chester, Pa./Appoquinimink (Del.)
32	Justice Smith	Fr.	LB	6-0/210	Collegeville, Pa./Pope John Paul II
33	Jalen Randolph	So.	RB	6-1/220	Ridley Park, Pa./Ridley
34	Jalen Kindle	Fr.	LB	6-1/220	Fleming Island, Fla./Fleming Island
35	Khaliq Gatson	So.	DB	6-0/190	New Castle, Del./William Penn
36	Brandon Tuozzolo	So.	K	5-11/180	Newark, Del./Salesianum
37	Kivar Thurman	Sr.	DB	5-10/190	South Nyack, N.Y./Nyack (Dean JC)
39	Kevin McLaughlin	Jr.	K/P	5-10/190	Fort Lauderdale, Fla./Cardinal Gibbons
40	Derek Battle	Jr.	LB	6-2/215	Charlotte, N.C./Providence
41	Kennedy Ogbonna	Sr.	LB	5-11/210	Lanham, Md./Friendship Collegiate (ASA C.C.)
42	Eric Patton	So.	LB	5-11/220	Wilmington, Del./St. Elizabeth
43	Larry Spears	Fr.	LB	5-11/220	Henrico, Va./Varina
44	Patrick Callaway	Sr.	LB	5-10/215	Decatur, Ga./Martin Luther King
45	Chris Corvino	Sr.	LB	6-2/225	Lake Hiawatha, NJ/Don Bosco Prep (SUNY-Cortland/Lackawanna CC)
46	Laiith Wallschleger	Sr.	DE	6-4/275	Alexandria, Va./St. Stephen's & St. Agnes
47	Trejon Dinkins	Fr.	RB	5-9/170	North Plainfield, N.J./St. Peter's Prep
48	Eric Farkas	Jr.	DB	6-0/195	Heathrow, Fla./Seminole
49	Eric Enderson	So.	P/K	6-1/210	Hampton, Va./Phoebus
50	Brandon Snyder	So.	LB	6-2/220	Newark, Del./Tatnall
51	Christopher Lail	So.	LB	6-1/220	Mickleton, N.J./Kingsway Regional
52	Nate Haase	Fr.	LB	6-0/205	Columbia, Md./Wild Lake
53o	Andrew Consevage	Jr.	OL	6-3/255	Mechanicsburg, Pa./Cumberland Valley (Pittsburgh)
53d	Tommy Wilmoth	Fr.	LB	5-10/205	Wilmington, Del./Salesianum
54o	Brody Kern	Fr.	OL	6-2/285	York, Pa./West York
54d	Jordan Andrews	Fr.	LB	6-2/230	Broomall, Pa./Malvern Prep
55	Brandon Henderson	So.	LB	6-3/225	King of Prussia, Pa./Upper Merion
57	Grant Roberts	Fr.	LB	6-1/225	Wilmington, Del./Concord
58	Josh Plummer	Jr.	DL	6-2/315	Saint Mary's, Ga./Camden County
59	Vince Hollerman	Jr.	DL	6-2/255	Woodbine, Ga./Camden County
60	Peter Thistle	So.	OL	6-2/245	Wexford, Pa./North Allegheny
61	Justin Glenn	Jr.	OL	6-3/285	Newark, Del./A.I. duPont
63	Shawn Davis	So.	OL	6-3/290	Wilmington, Del./Concord
66	Tim Sheridan	Fr.	LS	5-11/215	Voorhees, N.J./Eastern Regional
67	JD Dzurko	Sr.	OL	6-3/290	North Wales, Pa./North Penn
68	Will Lewis	So.	OL	6-4/265	Jacksonville, Fla./Bishop Kenny
69	Ben Curtis	Jr.	OL	6-5/290	Columbia, Md./Calvert Hall
70	Jacob Trump	Fr.	OL	6-6/275	Mechanicsburg, Pa./Mechanicsburg
71	Sam Collura	Jr.	OL	6-4/280	Elkridge, Md./DeMatha Catholic (Pitt)
72	David Tinsley	Jr.	DL	6-0/285	Seffner, Fla./Armwood
73	Blaine Woodson	Fr.	DL	6-3/280	East Stroudsburg, Pa./Stroudsburg
74	Michael Radespiel	Jr.	OL	6-3/255	Hillsdale, N.J./Bergen Catholic (Wesleyan)
75	Connor Bozick	So.	OL	6-5/305	Severn, Md./DeMatha Catholic
76	Christian Marchena	Jr.	OL	6-2/285	Hazlet, N.J./Raritan
80	Diante Cherry	Fr.	WR	5-9/175	Lancaster, Pa./McCaskey
81	Andrew Peterson	So.	WR	6-3/205	Newark, Del./Wilmington Charter
82	Matt Rodriguez	Jr.	TE	6-4/250	Lake Worth, Fla./Park Vista
84	DeAndre Davis	Fr.	WR	6-0/185	Smyrna, Del./St. Mark's
83	Kevin Macari	Jr.	WR	6-2/200	New Canaan, Conn./New Canaan (Georgetown)
85	Rickey Bell	Jr.	WR	6-0/185	Wilmington, Del./Salesianum
86	Nick Boyle	Sr.	TE	6-4/265	Wantage, N.J./High Point Regional
87	Chris Cordivari	Jr.	WR	6-1/195	Downingtown, Pa./Bishop Shanahan
88	Kyle Heggs	So.	WR	6-0/180	Woolwich Twp., N.J./Kingsway Regional
89	Joe Fortunato	Jr.	TE/LS	6-2/230	Linwood, N.J./Mainland Regional
90	Derrick Saulsberry	Sr.	DE	6-3/240	St. Mary's, Ga./Camden County
91	Randall Schiccatano	Fr.	LB	6-2/240	Wilmington, Del./Salesianum
92	Anthony Speziale	Fr.	TE	6-4/260	Manahawkin, N.J./Southern Regional (Wagner)
96	Cedric Udegbe	Fr.	DL	6-3/250	Mineola, Fla./Montverde Academy



Quick Facts


Location	Elon, N.C.
Enrollment	6,305
Nickname	Phoenix
Website	elonphoenix.com
Twitter	@ElonPhoenix
Facebook	facebook.com/elonphoenix
Stadium	Rhodes Stadium
Stadium Capacity	11,250
Stadium Surface	Natural Grass
President	Dr. Leo M. Lambert
Athletics Director	Dave Blank
Head Coach	Rich Skrosky (Ramapo)
Football Contact	Chris Rash, Associate Director of Communications for Athletics
Football Contact Office Phone/Email	336-278-6712 / crash@elon.edu
Offensive Starters Returning/Lost	8/3
Defensive Starters Returning/Lost	6/5

2013 Results (2-10, 1-7 SOCON)

Home Stadium: Rhodes Stadium (11,250)

Home: 1-5 Away: 1-5 vs. Top 25 (TSN): 0-3 vs. Top 25 (Coach): 0-3
 Total Home Attendance: 49,078 Average Home Attendance: 8,180

Aug. 31	rv/-	at Georgia Tech (ESPN3)	L 0-70	45,759
Sept. 7		West Virginia Wesleyan	W 42-7	7,112
Sept. 14		at rv/rv North Carolina A&T	L 10-23	13,221
Sept. 21		*rv/- Appalachian State	L 21-31	9,782
Sept. 28		12/11 Coastal Carolina	L 28-53	10,277
Oct. 5		*at Furman (ESPN3)	W 28-25	10,254
Oct. 12		*at 12/12 Wofford	L 27-31	8,209
Oct. 19		*rv/rv Chattanooga	L 9-20	6,547
Oct. 26		*at Western Carolina	L 24-27 (OT)	9,627
Nov. 9		*rv/- The Citadel	L 10-35	9,256
Nov. 16		*rv/- Georgia Southern	L 20-38	6,104
Nov. 23		*at 24/23 Samford	L 32-33	8,025



**PHOENIX HEAD COACH
 RICH SKROSKY
 FIRST SEASON**


Collegiate Overall Record (Years)	1-8 (1 year)
Record at CAA Football Schools (Years)	First Year
Record in CAA Football Games (Years)	First Year

Delaware Coaching Staff

Jerry Petercuskie	Defensive Coordinator/Linebackers
Damian Wroblewski	Offensive Coordinator/Offensive Line
Terry Lantz	Defensive Backs
Patrick Madden	Defensive Line/Asst. Special Teams
Scott Browne	Running Backs
Cris Reisert	Tight Ends
Billy Riebock	Wide Receivers
Scott Van Zile	Quarterbacks
Mitch Rippy	Specialists
Bill McCord	Defensive Asst.

2014 Schedule

Date	Opponent	Location	Series Record
Aug. 30	at Duke	Durham, N.C.	0-7-1
Sept. 13	North Carolina A&T	Elon, N.C.	4-5
Sept. 20	Charlotte	Elon, N.C.	First Meeting
Sept. 27	at Coastal Carolina	Conway, S.C.	1-2
Oct. 4	*New Hampshire	Elon, N.C.	First Meeting
Oct. 11	*at Delaware	Newark, Del.	First Meeting
Oct. 18	*Stony Brook	Elon, N.C.	2-0
Oct. 25	*Richmond	Elon, N.C.	0-4
Nov. 1	*at Towson	Towson, Md.	0-3
Nov. 8	*at William & Mary	Williamsburg, Va.	First Meeting
Nov. 15	*Maine	Elon, N.C.	First Meeting
Nov. 22	*at James Madison	Harrisonburg, Va.	0-2



ALEXANDER DAWSON



B.J. BENNETT



JONATHAN SPAIN



KIERRE BROWN




ALEXANDER DAWSON
HAW RIVER, N.C.
EASTERN ALAMANCE

LB	5-11	225	JR.
----	------	-----	-----

YEAR	GP	S-A-Tackles	SK/TFL	Int	PBU	FF/FR
2012	2	2-1-3	0.0/0.0	0	0	0/0
2013	12	44-26-70	1.0/4.0	0	0	1/0
Career	14	46-27-73	1.0/4.0	0	0	1/0

- Started all 12 games in 2013 after missing much of 2012 due to an injury
- Finished third on the squad with 70 total tackles a year ago
- Posted a career-best 11 tackles against Chattanooga
- Had two games with 10 or more tackles in 2013



B.J. BENNETT
WEST COLUMBIA, S.C.
HAMMOND

RB	6-1	216	SO.
----	-----	-----	-----

YEAR	GP	No.	Yds	TD	Long	Avg/G	Avg/C
2013	10	123	477	4	19	46.4	3.8
Career	10	123	477	4	19	46.4	3.8

- 2013 SoCon All-Freshman Team honoree
- Appeared in 10 games as a red-shirt freshman a year ago
- Led the Phoenix with 464 rushing yards on a team-high 123 carries while scoring four rushing touchdowns
- Earned SoCon Freshman of the Week honors once in 2013



JONATHAN SPAIN
GREENSBORO, N.C.
PAGE

LB	6-2	231	SR.
----	-----	-----	-----

YEAR	GP	S-A-Tackles	SK/TFL	Int	PBU	FF/FR
2011	11	22-15-37	1.0/4.5	1	1	0/1
2012	11	51-69-120	2.5/5.5	0	0	0/0
2013	12	43-41-84	1.0/3.5	1	2	0/0
Career	34	116-125-241	4.5/13.5	2	3	0/1

- Recognized with the team's Most Outstanding Linebacker Award in 2013
- Led the Phoenix with 84 total tackles, including 3.5 stops for a loss and one sack
- Had three games with 10 or more tackles in 2013, including a season-high 12 stops against Georgia Southern
- Begins his senior year with 241 career tackles, the sixth-highest total by an Elon player since the move to NCAA Division I play in 1999
- Has started 28 of 34 career games



KIERRE BROWN
CHARLOTTE, N.C.
INDEPENDENCE

WR	5-9	173	SR.
----	-----	-----	-----

YEAR	GP	No.	Yds	TD	Long	Avg/G	Avg/C
2010	9	14	201	2	36	22.3	14.4
2011	Redshirt						
2012	11	45	642	4	55	58.4	14.3
2013	12	50	448	2	37	37.3	9.0
Career	32	109	1291	8	55	40.3	11.8

- 2013 team MVP
- Finished his junior season with 50 receptions for 448 yards and two touchdowns
- Earned second-team All-Southern Conference honors as a return specialist as he averaged 24.2 yards on 38 kick returns and returned five punts for 109 yards and one score
- Collected one SoCon Special Teams Player of the Week honor in 2013
- Begins his senior season ranked 10th on Elon's all-time career receiving yards chart (1,291) and just 29 yards shy of matching the program record of 1,843 career kick return yards

Playing Career

..... Ramapo College

Coaching Career

1984..... Defensive Backs, St. Peter's Prep High
 1985-87 Asst. Head Coach/Defensive Coordinator/Defensive Backs, Lodi High School
 1988-89 Tight Ends, Rutgers
 1990-91 Offensive Coordinator/Offensive Line/Tight Ends, Ramapo
 1992..... Head Coach, Ramapo College
 1993-2000 Offensive Coordinator/Offensive Line, Monmouth
 2001-05 Offensive Coordinator/Offensive Line, Columbia
 2006-08 Offensive Line, Elon
 2009-10 Offensive Coordinator/Quarterbacks, Elon
 2011-13 Offensive Coordinator/Quarterbacks, Ball St.
 2014- Head Coach/Elon

Personal

Hometown

Lodi, N.J.

Alma Mater

Ramapo

Wife

Suzanne Quentz



Skrosky's Year-By-Year Record

Year	School	Record	Conf./Finish	Postseason
1992	Ramapo	1-8		
Ramapo Totals		1-8 (.111)		
Career Record		1-8 (.111)		

All-Time Elon Coaching Records

Coach	Years	Record	Pct.	Conf.	Pct.
Reddie Rowe	1909	4-1	.800		
Jack Johnson	1919	1-2	.333		
Frank Corboy	1920-25	17-31-3	.362		
A.R. VanCleeve	1926	0-10	.000		
"Peanhead" Walker	1927-36	45-42-3	.517		
Horace Hendrickson	1937-41	31-12-1	.716		
"Hap" Perry	1946-47	8-11-1	.425		
James Mallory	1948-52	28-18-3	.602		
Sid Varney	1953-59	24-36-2	.403		
George Tucker	1960-64	29-20-1	.590		
Gary Mattocks	1965-66	3-17	.150		
"Red" Wilson	1967-76	72-34-2	.676		
Jerry Tolley	1977-81	49-11-2	.806		
Wright Anderson	1982-83	14-6	.700		
Mackey Carden	1984-88	34-17	.667		
Leon Hart	1989-95	37-37	.500		
Al Seagraves	1996-2003	40-49	.449		
Paul Hamilton	2004-05	6-16	.273		
Pete Lembo	2006-10	35-22	.614		
Jason Swepson	2011-13	10-24	.294		
Rich Skrosky	2014-				



Starters Returning/Lost

Total No. of Starters Returning: 16

Offense: 8

- OL - Gordon Acha
- RB - Karl Bostick
- WR - Kierre Brown
- WR - Andre Davis
- OL - Thomas McGuire
- QB - Mike Quinn
- OL - Austin Sowell
- TE - Doug Warrick

Defense: 6

- LB - Alexander Dawson
- DB - Jeremy Gloston
- LB - Corey Mitchell
- DL - Michael Pearson
- DL - Dustin Ruff
- LB - Jonathan Spain

Special Teams: 2

- K - John Gallagher
- P - David Petroni

Total No. of Starters Lost: 8

Offense: 3

- OL - Clay Johnson
- WR - Rasaun Rorie
- OL - Dennis Wagner

Defense: 5

- DL - Jay Brown
- DB - Ed Burns
- DL - Tony Thompson
- DB - David Wood
- DB - Chandler Wrightenberry

Special Teams: 0

NOTE: Special Teams include kickers and punters only.

2014 Newcomers

Name	Pos.	Ht./Wt.	Hometown/HS (Last School)
Bruno Anyangwe	LB	6-0/206	Clarksburg, Md./Clarksburg
Josh Armstrong	DL	6-3/215	Fayetteville, N.C./Sanford
John Luke Arrington	TE	6-6/226	Springboro, Ohio/Springboro
Chris Blair	DB	5-11/205	Winston-Salem, N.C./East Forsyth (Ball State)
Efrim Borders	WR	6-0/180	Mooresboro, N.C./Thomas Jefferson Classical Acad.
Connor Christiansen	QB	6-0/180	Fishers, Ind./Fishers
Daniel Everett	DL	6-1/218	Williamston, N.C./Riverside
Cordell Forrest	DB	5-9/165	Charlotte, N.C./Rocky River
Tobin Finizio	OL	6-3/275	Kinston, N.C./Arendell Parrott Academy
Malcolm Galloway	DB	5-10/191	Norcross, Ga./Norcross
Jack Heitz	WR	6-2/190	Chesterfield, Mo./St. Louis Priory School
Conor Hughes	QB	6-1/175	Basking Ridge, N.J./Ridge
Johnathan Jackson	LB	6-0/200	Moore, S.C./Dorman
Tre Lennon	WR	6-3/165	Greensboro, N.D./Smith
Anthony Mullis	DL	6-3/220	Concord, N.C./Central Cabarrus
Olisaemeka Udoh	OL	6-5/373	Fayetteville, N.C./Sanford
Marquise Wright	DL	6-3/300	Englewood, N.J./Paramus Catholic (Rutgers)

Phoenix Roster

No.	Name	Pos.	Ht./Wt.	Cl.	Hometown (High School/Last School)
1	Adrian Williams	DB	5-11/177	So.	Fayetteville, N.C./Cape Fear
2	Miles Williams	DB	6-0/221	Jr.	Roebuck, S.C./Dorman
3	Asunji Maddox	DB	5-11/196	So.	Goldsboro, N.C./Goldsboro
4	Andre Davis	WR	5-10/185	Jr.	Bunn, N.C./Bunn
5	Ricky Brown	WR	6-2/206	Jr.	Winston-Salem, N.C./West Forsyth
6	Julius Moore	DB	5-11/203	Jr.	Chesterfield, Va./Cosby
7	Mike Quinn	QB	6-3/202	Sr.	Wayne, N.J./Wayne Hills
8	Chris Blair	DB	5-11/209	RFr.	Winston-Salem, N.C./Ball State
9	Bo Hartman	DB	5-9/173	Jr.	Centreville, Va./Westfield
9	Conor Hughes	QB	6-1/175	Fr.	Basking Ridge, N.J./Ridge
10	Karl Bostick	RB	5-8/203	Sr.	Englewood, N.J./Univ. of Akron
11	John Loughery	QB	6-5/216	So.	Wayne, Pa./Hun School
12	Connor Christiansen	QB	6-0/180	Fr.	Fishers, Ind./Fishers
13	Joey March	QB	6-0/186	RFr.	Loganville, Ga./Walnut Grove
14	Demetrius Oliver	WR	6-0/208	RFr.	Portsmouth, Va./Ashbrook (N.C.)
15	R.J. Pearsall	TE	6-4/229	RFr.	Nashville, N.C./E.A. Laney
17	Jeremy Gloston	DB	6-2/200	Jr.	Orlando, Fla./Colonial
18	Justin Osborne	WR	5-8/164	So.	Jacksonville, Fla./First Coast
20	Lichota Seidewand	WR	5-10/162	Jr.	Chatham, Mass./Nauset Regional
21	Thuc Phan	RB	5-6/163	Jr.	Greensboro, N.C./Deerfield Academy (Mass.)
22	Tracey Coppedge	RB	5-8/168	Jr.	Nashville, N.C./Southern Nash
23	Akeem Langham	DB	5-10/182	Sr.	High Point, N.C./High Point Central
24	Adrian McClendon	DB	5-9/164	So.	Jacksonville, Fla./First Coast
26	Alexander Dawson	LB/DL	5-11/225	Jr.	Haw River, N.C./Eastern Alamance
27	Hatchel Linens	DB	5-10/168	Jr.	Morganton, N.C./Patton
28	Javaris Seastrunk	LB	6-1/197	So.	Crestview, Fla./Crestview
29	Cordell Forrest	DB	5-9/165	Fr.	Charlotte, N.C./Rocky River
30	Malcolm Galloway	DB	5-10/191	Fr.	Norcross, Ga./Norcross
31	Kierre Brown	WR	5-9/173	Sr.	Charlotte, N.C./Independence
32	Demetri Allison	WR	5-11/172	So.	Cornelius, N.C./Southlake Christian
33	B.J. Bennett	RB	6-1/216	So.	West Columbia, S.C./Hammond School
34	Justin Snaveley	LB	5-9/206	RFr.	Wytheville, Va./George Wythe
35	Matt McClary	RB	5-9/205	RFr.	Smithfield, Va./Smithfield
36	Anthony Hambright	DB	5-7/174	RFr.	Gastonia, N.C./Ashbrook
37	Kelly Brooks-Muse	RB	5-10/170	RFr.	Vienna, Va./Oakton
38	Zach Duprey	TE	6-1/230	Jr.	Stanardsville, Va./William Monroe
39	David Petroni	P	6-0/187	So.	Buford, Ga./Buford
40	John Gallagher	K	6-0/203	So.	Caldwell, N.J./James Caldwell
41	Bruno Anyangwe	LB	6-0/206	Fr.	Clarksburg, Md./Clarksburg
42	Robert Davis	DL	6-1/245	Jr.	Thomasville, N.C./Thomasville
43	Evan Kendrick	LB	5-10/208	Jr.	Gahanna, Ohio/St. Francis DeSales
45	Anthony Mullis	DL	6-3/220	Fr.	Concord, N.C./Central Cabarrus
46	Connor Wade	LB	6-0/224	RFr.	Haddon Township, N.J./Haddon Township
47	Michael Crispi	LS	5-9/199	So.	Dix Hills, N.Y./Half Hollow Hills West
48	Corey Mitchell	LB	6-0/230	So.	Jacksonville, Fla./Northside
49	Brandon Gentry	RB	5-11/190	RFr.	Monroe, N.C./Piedmont
50	John Silas	LB	6-0/242	So.	Powder Springs, Ga./Hillgrove
51	Johnathan Jackson	LB	6-0/200	Fr.	Moore, S.C./Dorman
52	Jonathan Spain	LB	6-2/231	Sr.	Greensboro, N.C./Page
53	Ty Alt	OL	6-2/265	So.	Sewickley, Pa./Greensburg Central Catholic
54	Daniel Everett	DL	6-1/218	Fr.	Williamston, N.C./Riverside
55	Odell Benton	LB	6-0/210	Sr.	Jacksonville, N.C./Richlands
56	Mike Warren	DL	6-4/240	So.	Jacksonville, N.C./White Oak
57	Haris Cesko	OL	6-4/263	So.	Grayson, Ga./Grayson
58	Will Nork	LB	6-2/216	So.	Charlotte, N.C./First Assembly Christian
59	Josh Armstrong	DL	6-3/215	Fr.	Fayetteville, N.C./Sanford
60	Dustin Ruff	DL	5-10/296	Sr.	Waxhaw, N.C./Parkwood
62	Rev Ford	OL	6-2/277	RFr.	Charlotte, N.C./Charlotte Country Day
63	Dakota DeYent	OL	6-3/309	So.	Tallahassee, Fla./Lincoln
65	Ikenna Nwokeji	OL	6-5/254	RFr.	Randolph, Mass./Thayer Academy
66	Tobin Finizio	OL	6-3/275	Fr.	Kinston, N.C./Arendell Parrott Academy
67	Matt Arnholt	LS	6-1/197	Jr.	Miami, Fla./Gulliver Prep
68	Jack Williams	OL	6-0/246	Jr.	Avondale Estates, Ga./Woodward Academy
69	Gordon Acha	OL	6-4/280	So.	Duxbury, Mass./Duxbury
71	Austin Sowell	OL	6-4/277	Sr.	Knoxville, Tenn./Knoxville West
72	Jeff Schaeffer	OL	6-3/288	So.	Bethesda, Md./Univ. of Charleston
73	Olisaemeka Udoh	OL	6-5/373	Fr.	Fayetteville, N.C./Sanford
75	O'Shane Morris	OL	6-3/294	So.	Bronx, N.Y./Iona Prep
76	Thomas McGuire	OL	6-3/275	Jr.	Ames, Iowa/Gilbert
77	Jacob Ingle	OL	6-2/281	Jr.	Burlington, N.C./Williams
78	Austin Richardson	OL	6-4/274	So.	Kernersville, N.C./East Forsyth
79	Graham Albright	OL	6-6/283	RFr.	Westerville, Ohio/Westerville Central
80	Tre Lennon	WR	6-3/165	Fr.	Greensboro, N.C./Smith
81	Efrim Borders	WR	6-0/180	Fr.	Mooresboro, N.C./Thomas Jefferson Classical Academy
82	Doug Warrick	TE	6-6/226	Jr.	Hamilton, N.J./Cheshire Academy
84	Bryant Beauilleu	WR	5-11/189	RFr.	Greenville, N.C./D.H. Conley
86	Jack Heitz	WR	6-2/190	Fr.	Chesterfield, Mo./Saint Louis Priory School
88	Jesse Tate	TE	6-1/220	So.	Toms River, N.J./Toms River North
89	John Luke Arrington	TE	6-6/226	Fr.	Springboro, Ohio/Springboro
90	Dondre Howell	DL	6-4/243	RFr.	Mooreville, N.C./Mooreville
91	Marquise Wright	DL	6-2/308	Jr.	Englewood, N.J./Rutgers
92	Tyler Drake	DL	6-1/234	Jr.	Annapolis, Md./Broadneck
93	Rob Sullivan	DL	6-4/220	Jr.	Scottsdale, Ariz./Notre Dame Prep
94	Nick Groll	DL	6-6/257	RFr.	Armonk, N.Y./Byram Hills
95	Michael Pearson	DL	6-2/274	Sr.	Laurens, S.C./Laurens
96	Karl Garvy	K	5-10/167	RFr.	Durham, Conn./Cheshire Academy
97	Bobby Flood	K/P	5-10/207	So.	Fort Washington, Pa./Germantown Academy
98	Chris Jones	DL	6-2/275	Jr.	Fayetteville, N.C./Douglas Byrd
99	Dominic Bourne	DL	6-2/277	So.	Tampa, Fla./Tampa Catholic



Quick Facts


Location	Harrisonburg, Va.
Enrollment	20,200
Nickname	Dukes
Website	jmusports.com
Twitter	@JMUSports
Facebook	facebook.com/JMUDukes
Stadium	Bridgeforth Stadium/Zane Showker Field
Stadium Capacity	24,877
Stadium Surface	Artificial Grass
President	Jonathan Alger
Athletics Director	Jeff Bourne
Head Coach	Everett Withers (Appalachian St., 1986)
Football Contact	John Martin, Assistant Athletics Director/Communications
Football Contact Office Phone/Email	540-568-6154/martinja@jmu.edu
Offensive Starters Returning/Lost	4/7
Defensive Starters Returning/Lost	8/4

2013 Results (6-6, 3-5 CAAFB)

Home Stadium: Bridgeforth Stadium (24,877)

Home: 6-1 Away: 0-5 vs. Top 25 (TSN): 1-2 vs. Top 25 (Coach): 1-1
 Total Home Attendance: 147,076 Average Home Attendance: 21,011

Aug. 31	19/15	Central Connecticut State	W 38-14	23,541
Sept. 7	20/15	at Akron (ESPN3)	L 33-35	19,653
Sept. 14	20/17	Saint Francis (Pa.)	W 24-20	21,276
Sept. 21	17/16	Charlotte	W 34-7	18,302
Sept. 28	14/14	*at rv/rv Delaware (CSN-MA/TCN-P/SNY)	L 22-29	18,405
Oct. 5	rv/21	*UAlbany	W 40-13	25,201
Oct. 12	21/19	*rv/rv Richmond (NBCSN)	W 38-31	19,029
Oct. 26	19/16	*at rv/- William & Mary	L 7-17	12,259
Nov. 2	rv/23	*20/22 Villanova (CSN-MA+/CSN-P/CSN-NE/SNY)	W 31-21	21,758
Nov. 9	22/18	*at 25/rv New Hampshire (NBCSN)	L 17-33	6,084
Nov. 16	rv/25	*Stony Brook (CSN-MA/CSN-MA+/CSN-NE/CSS/SNY/TCN-P)	L 38-41	17,969
Nov. 23	rv/rv	*at 7/5 Towson (NBCSN)	L 17-28	7,379



**DUKES HEAD COACH
EVERETT WITHERS
FIRST SEASON**

Collegiate Overall Record (Years)	7-5 (1 Year)
Record at CAA Football Schools (Years)	First Year
Record in CAA Football Games (Years)	First Year

James Madison Coaching Staff

John Bowers	Asst. Head Coach/Tight Ends/Fullbacks
Brad Davis	Co-Offensive Coordinator/Offensive Line
Drew Mehringer	Co-Offensive Coordinator/Quarterbacks
Brandon Staley	Defensive Coordinator/Linebackers
Zak Kuhr	Running Backs
Jules Montinar	Secondary
Steve Sisa	Safeties
Antoine Smith	Defensive Line
Parker Fleming	Wide Receivers/Special Teams

2014 Schedule

Date	Opponent	Location	Series Record
Aug. 30	at Maryland	College Park, Md.	0-2
Sept. 6	at Lehigh	Lehigh, Pa.	1-1
Sept. 13	Saint Francis (Pa.)	Harrisonburg, Va.	2-0
Sept. 20	*at Villanova	Villanova, Pa.	12-10
Sept. 27	*Delaware	Harrisonburg, Va.	8-13
Oct. 4	*at Albany	Albany, N.Y.	1-0
Oct. 11	*Towson	Harrisonburg, Va.	18-6-1
Oct. 25	at Charlotte	Charlotte, N.C.	1-0
Nov. 1	*William & Mary	Harrisonburg, Va.	20-16
Nov. 8	*at Stony Brook	Stony Brook, N.Y.	0-1
Nov. 15	*at Richmond	Richmond, Va.	14-17
Nov. 22	*Elon	Harrisonburg, Va.	2-0




DANIEL BROWN



MATT WILLIAMS



GAGE STEELE



DEAN MARLOWE



DANIEL BROWN
WINDSOR, VA.
ISLE OF WRIGHT

WR	6-5	220	R-SR.
----	-----	-----	-------

YEAR	GP	No.	Yds	TD	Long	Avg/G	Avg/C
2010	Redshirt						
2011	12	5	157	1	41	13.1	31.4
2012	3	2	22	1	14	7.3	11.0
2013	11	42	665	8	56	60.5	15.8
Career	26	49	844	10	56	32.5	17.2

- Had a team-high 42 catches for 665 yards and eight touchdowns in 2013, all career bests
- Played in 26 career games
- Posted a catch in 11 straight games played, making three or more catches in eight of those contests
- Had a career-long 56 yard reception at Akron as part of a three-catch, 74-yard, one touchdown effort
- Posted five catches for career-high 98 yards at Delaware



MATT WILLIAMS
GLEN MILLS, PA.
CARDINAL O'HARA

OL	6-3	290	R-SR.
----	-----	-----	-------

- Expected to start again on the offensive line in 2014
- Played in 26 career games, starting 23 of those contests
- Started the last 23 games at center
- Played in all 13 games to earn his first JMU letter in 2011



GAGE STEELE
FRONT ROYAL, VA.
WARREN COUNTY

LB	6-1	230	R-SO.
----	-----	-----	-------

YEAR	GP	S-A-Tackles	SK/TFL	Int	PBU	FF/FR
2012	Redshirt					
2013	12	43-63-106	2.0/5.0		5	3/0
Career	12	43-63-106	2.0/5.0		5	3/0

- Named Third-Team All-CAA as a redshirt freshman
- Finalist for the Jerry Rice Award as the national rookie of the year
- Started all 12 games in 2013, with 106 total tackles, 43 solos, 5.0 tackles for loss, 3.0 sacks, three forced fumbles, and five pass breakups
- Ranked second on the team and sixth in the conference with 8.8 tackles per game
- Recorded a team season-high 18 tackles, which were second most in the league this year, with 13 solos and 1.0 sack in the home victory over Albany
- Earned Sports Network National Rookie and CAA Defensive Rookie of the Week honors for his play against Albany
- Was named a finalist for the Jerry Rice Award as the national rookie of the year



DEAN MARLOWE
QUEENS, N.Y.
HOLY CROSS

S	6-2	205	SR.
---	-----	-----	-----

YEAR	GP	S-A-Tackles	SK/TFL	Int	PBU	FF/FR
2011	13	43-28-71	0.0/2.5	4	6	0/0
2012	11	44-38-82	0.0/5.0	3	7	1/0
2013	12	36-41-77	0.0/0.5	1	8	0/1
Career	36	123-107-230	0.0/8.0	8	26	1/1

- Three-time All-CAA selection, including first-team honors in 2012
- Started 35 of a possible 36 career games played
- One of three freshmen to earn All-CAA in 2011, as he was named to the third team
- Also named 2012 First Team All-State, as well as 2011 and 2013 Second Team All-State by Roanoke Times and VaSID
- Has 230 career tackles and eight interceptions, along with 7.5 tackles for loss
- Had career-high 13 tackles against Stony Brook in 2013

Playing Career

1981-85 Appalachian State

Coaching Career

1988-89 Defensive Coordinator, Austin Peay
 1990 Wide Receivers/Special Teams, Austin Peay
 1991 Outside Linebackers, Tulane
 1992-93 Defensive Backs, Southern Miss.
 1994 Defensive Quality Control, New Orleans Saints
 1995-97 Defensive Coordinator, Louisville
 1998-2000 Defensive Backs, Texas
 2001-06 Defensive Backs, Tennessee Titans
 2007 Defensive Coordinator, Minnesota
 2008-10 Defensive Coordinator/Safeties, North Carolina
 2011 Interim Head Coach, North Carolina
 2012-13 Asst. Head Coach/Co-Defensive Coordinator, Ohio State
 2014- Head Coach, James Madison

Personal

Hometown

Charlotte, N.C.

Alma Mater



Appalachian State '86

Wife

Kara

Children

Tia, Pierce



Withers' Year-By-Year Record

Year	School	Record	Conf./Finish	Postseason
2011	North Carolina (Intm.)	7-5		Independence Bowl
North Carolina Totals		7-5 (.583)		
Career Record		7-5 (.583)		

All-Time James Madison Coaching Records

Coach	Years	Record	Pct.	Conf.	Pct.
Challace McMillin	1972-84	67-56-1	.544		
Joe Purzycki	1985-90	34-30-2	.530		
Rip Scherer	1991-94	29-19	.604	10-6	.625
Alex Wood	1995-98	23-22	.511	16-16	.500
Mickey Matthews	1999-2013	109-71	.606	71-52	.577
Everett Withers	2014-				



Starters Returning/Lost

Total No. of Starters Returning: 13

Offense: 4

- WR - Daniel Brown
- H/TE - Deane Cheatham
- OG - Matt Cunningham
- OC - Matt Williams

Defense: 8

- DE - Brandon Lee
- S - Dean Marlowe
- DT - Alex Mosley
- CB - Taylor Reynolds
- LB - Gage Steele
- LB - Titus Till
- S - Jeremiah Wilson
- CB - Kwe'shon Williams

Special Teams: 1

- KO/P - Conner Arnone

Total No. of Starters Lost: 12

Offense: 7

- QB - Michael Birdsong
- WR - Arlandis Harvey
- WR - Quintin Hunter
- OG - Scott Jones
- OL - A.J. Scott
- RB - Dae'Quan Scott
- OT - Josh Wells

Defense: 4

- LB - Stephon Robertson
- DE - Tyler Snow
- DT - Jordan Stanton
- DT - Bingham Togia

Special Teams: 1

- PK - Cameron Starke

NOTE: Special Teams include kickers and punters only.

2014 Newcomers

Name	Pos.	Ht./Wt.	Hometown/HS (Last School)
Nick Appel (R-Sr.)	OT	6-6/310	Vienna, Va./Bishop O'Connell (North Carolina)
Zoanutarrius Brunt	WR	6-4/175	Lincolnton, N.C./Lincolnton
Javonn Curry	WR	6-3/180	Burtonsville, Md./Paint Branch
Taylor Dean	OL	6-6/260	Alexandria, Va./Bishop Ireton
David Ezeagwu	DE/LB	6-3/225	Stafford, Va./Colonial Forge
K.J. Ford	DT	6-1/280	Bluffton, S.C./Bluffton
Xavier Gates (R-Jr.)	DT	6-3/316	Harrisburg, Pa./John Harris (Kansas State)
Alden Hill (R-So.)	RB	6-2/220	Alliance, Ohio/Marlington (Tennessee)
Marcell Johnson	LB	6-2/195	Knightdale, N.C./Knightdale
Pat Kagel	DB	6-2/220	Virginia Beach, Va./Kellam
Vad Lee	QB	6-1/215	Durham, N.C./Hillside/Georgia Tech
Taylor McNelis (R-Jr.)	WR	5-9/190	Colorado Springs, Colo./St. Mary's (Troy)
John Miller	RB/ATH	5-10/175	Columbia, S.C./Spring Valley
Jimmy Moreland	DB	5-10/180	Royal Palm Beach, Fla./Royal Palm Beach
Rob Nittolo	QB	6-2/200	Hillsborough, N.J./Hillsborough
Aaron Peak	DB	5-9/175	Blythewood, S.C./Blythewood
Abraham "AB" Rhodes	LB	6-3/230	Richmond, Va./Mills E. Godwin
Dante Taylor (R-Sr.)	DB	6-3/204	Springfield, Va./Robert E. Lee (Miami (Ohio))
Taylor Woods	RB	5-9/180	Havelock, N.C./Havelock
Cornell Urquhart	DE	6-4/255	Richmond, Va./Benedictine Prep
Richard Xu	OL	6-5/280	Ashburn, Va./Stone Bridge

Dukes Roster

No.	Name	Cl.	Pos.	Ht./Wt.	Hometown (High School/Last School)
1	Titus Till**	R-Sr.	LB	6-2/215	Upper Marlboro, Md./Wise (Maryland)
2	Vad Lee	R-Jr.	QB	6-1/215	Durham, N.C./Hillside (Georgia Tech)
3	Sage Harold****	Sr.	DT	6-4/235	Virginia Beach, Va./Ocean Lakes (Fork Union Military)
5	Dejor Simmons***	R-Sr.	WR	5-8/190	Virginia Beach, Va./Green Run
6	DeAndre' Smith***	Sr.	CB	5-10/185	District Heights, Md./Wise
7	Rhakeem Stallings*	R-So.	LB	6-1/215	Chesapeake, Va./Oscar Smith
8	Andre Coble**	R-Jr.	WR	5-10/185	Richmond, Va./Meadowbrook (Fork Union)
9	Ascene Jacques**	R-Jr.	DE	6-2/235	Springdale, Md./C.H. Flowers
10	Daniel Brown**	R-Sr.	WR	6-5/220	Windsor, Va./Isle of Wight
11	Brandon Ravenel	R-Fr.	WR	5-11/165	Stafford, Va./North Stafford
12	Blaine Stewart	R-Fr.	WR	6-1/185	Morgantown, W.Va./Morgantown
13	Aaron Peak	Fr.	CB	5-9/175	Blythewood, S.C./Blythewood
14	Taylor Reynolds*	R-So.	CB	6-1/190	Newark, De./Newark
15	Daniel Schiele*	So.	QB	6-5/225	Yorktown, Va./Tabb
16	Dean Marlowe***	Sr.	FS	6-2/205	Queens, N.Y./Holy Cross
17	Jimmy Moreland	Fr.	CB	5-10/180	Royal Palm Beach, Fla./Royal Palm Beach
18	Rob Nittolo	Fr.	QB	6-2/200	Hillsborough, N.J./Hillsborough
19	Lukas O'Connor	R-Fr.	WR	6-3/200	Culver City, Calif./Culver City (Avon (Conn.) Old Farms)
20	Taylor Woods	Fr.	TB	5-9/180	Havelock, N.C./Havelock
21	Jeremiah Wilson**	R-Sr.	CB	5-10/195	Winchester, Va./Handley (Maryland)
22	Marquis Woodyard***	R-Sr.	WS	5-10/185	Frederick, Md./Johnson
23	Jauan Latney***	R-Sr.	TB	6-0/230	Fredericksburg, Va./Massaponax
24	Justin Wellons*	R-So.	SS	6-2/190	Chesapeake, Va./Western Branch
25	Cardon Johnson	R-Fr.	TB	5-10/180	Newport News, Va./Warwick
26	Abdul Bangura*	R-Jr.	CB	5-10/180	Riverdale, Md./Eleanor Roosevelt (Ole Miss)
27	Pat Kagel	Fr.	DB	6-2/220	Virginia Beach, Va./Kellam
28	John Miller	Fr.	ATH	5-10/175	Columbia, S.C./Spring Valley
29	Kyre Hawkins	R-Fr.	LB	6-1/195	Baltimore, Md./Dunbar
30	Alden Hill	R-So.	RB	6-2/220	Alliance, Ohio/Marlington (Tennessee)
31	Rashard Davis*	So.	WR	5-9/160	Charlottesville, Va./Charlottesville
32	Khalid Abdullah*	So.	TB	5-10/195	Newport News, Va./Heritage
33	Gage Steele*	R-So.	LB	6-1/230	Front Royal, Va./Warren
34	Dante Taylor	R-Sr.	DB	6-3/204	Springfield, Va./Robert E. Lee (Miami (Ohio))
35	Marcell Johnson	Fr.	DB/LB	6-2/195	Knightdale, N.C./Knightdale
36	Logan Boyd	R-Fr.	WR	6-4/190	Virginia Beach, Va./Bayside
37	Deane Cheatham*	R-Jr.	TE	6-2/240	Mechanicsville, Va./Hanover
38	Kwe'shon Williams*	R-So.	CB	5-9/160	Norfolk, Va./Norview
39	Ryan Maglio	R-Jr.	P/K	5-11/170	Midlothian, Va./Cosby
40	Raven Greene*	So.	SS	6-0/185	Virginia Beach, Va./First Colonial
41	Brett Siegel	R-So.	LB	6-1/210	Leesburg, Va./Fork Union
42	Connor Arnone**	R-Jr.	P/K	6-0/205	Williamsport, Md./Williamsport
43	Eric Magruder***	R-Sr.	FS/SS	6-0/200	Petersburg, Va./Petersburg
44	Jordan Brown	R-Fr.	FS	6-2/175	Pittsburgh, Pa./Seneca Valley
45	John Barillo*	R-So.	LB	6-1/215	Ventnor, N.J./St. Augustine Prep
46	David Ezeagwu	Fr.	LB	6-3/225	Stafford, Va./Colonial Forge
47	Marzae Brooks**	R-Jr.	LB	5-11/225	Mechanicsville, Va./Hanover
50	Brandon Lee***	R-Sr.	DE	6-2/260	Sterling, Va./Park View
51	AB Rhodes	Fr.	LB	6-3/230	Richmond, Va./Mills E. Godwin
53	Matt Williams***	R-Sr.	OC	6-3/290	Glen Mills, Pa./Cardinal O'Hara
54	Jake Marten	R-So.	DT/DE	6-2/225	Chesterfield, Va./Manchester
55	Josh Hogan**	R-Sr.	OC	6-2/280	Fairfax, Va./Woodson
57	Ian Fisher	R-So.	OT	6-6/245	Brunswick, Md./Brunswick
58	Tom Joyce	R-Jr.	LB	5-11/215	E. Wantagh, N.Y./Douglas MacArthur
59	Casey Kroll*	R-Jr.	OG	6-6/280	Warrenton, Va./Kettle Run (Fork Union)
60	Matt Cunningham***	R-Sr.	OT	6-3/295	Alexandria, Va./West Potomac
62	Kyle Rigney*	R-So.	OC	6-2/270	Wirtz, Va./Franklin County
63	Nick Michalski	R-Fr.	ATH	6-2/195	Chesapeake, Va./Great Bridge
64	Matt Frank*	R-So.	NG	6-4/290	Fairfax, Va./Fairfax
65	Evans Osuji	R-Fr.	DE	6-3/235	Maplewood, N.J./West Orange
68	Nic Moyers	R-Fr.	OG	6-4/300	Harrisburg, Va./Turner Ashby
69	Nick Appel	R-Sr.	OT	6-6/310	Vienna, Va./Bishop O'Connell (North Carolina)
70	Aaron Stinnie	R-Fr.	DT	6-5/250	Charlottesville, Va./St. Anne's-Belfield
71	Richard Xu	Fr.	OL	6-5/280	Ashburn, Va./Stone Bridge
72	Erik Buchholz**	R-Sr.	OG	6-6/300	Malvern, Pa./Great Valley
74	Simeyon Robinson	R-Fr.	OG	6-2/265	Virginia Beach, Va./First Colonial
75	Dominick Richards**	R-Jr.	OG	6-6/255	Jim Thorpe, Pa./Marian Catholic
76	Mitchell Kirsch	R-So.	OG	6-5/295	Kensington, Md./St. John's Coll. HS
77	Austin Lane*	R-Sr.	OT	6-5/310	Clifton Park, N.Y./Shenendehowa (Syracuse)
78	Wray Fucci**	R-Jr.	OT	6-6/300	Oyster Bay, N.Y./Holy Trinity
79	Taylor Dean	Fr.	OL	6-6/260	Alexandria, Va./Bishop Ireton
81	Coby Branch*	R-So.	WR	5-9/180	Burkeville, Va./Nottoway
82	Ryan Dixon***	R-Sr.	WR	6-0/180	Union Bridge, Md./Linganore
83	Derek Hart**	R-Jr.	TE	6-4/240	Manheim, Pa./Manheim Central
84	Brandon Brown	R-Fr.	TE	6-2/245	Chester, Va./Matoaca
85	Zoanutarrius Brunt	Fr.	WR	6-4/175	Lincolnton, N.C./Lincolnton
86	Nick Edwards	R-Fr.	TE	6-4/230	Virginia Beach, Va./Kellam
88	Javonn Curry	Fr.	WR	6-3/180	Burtonsville, Md./Paint Branch
89	Taylor McNelis	R-Jr.	WR	5-9/190	Colorado Springs, Colo./St. Mary's (Troy)
90	Alex Mosley**	R-Jr.	NG	6-3/290	Highland Springs, Va./Highland Springs
91	Gunnar Kane	R-Fr.	P/K	5-11/205	Virginia Beach, Va./Kellam
^91	John Steibel	R-Fr.	P/K	5-8/175	Richmond, Va./Hermitage
93	Andrew Ankrh	R-Fr.	DE	6-3/215	Gaithersburg, Md./Quince Orchard
94	Cornell Urquhart	Fr.	DE	6-4/255	Richmond, Va./Benedictine Prep
95	Xavier Gates	R-Jr.	DT	6-3/316	Harrisburg, Pa./John Harris (Kansas State)
98	K.J. Ford	Fr.	DT	6-1/280	Bluffton, S.C./Bluffton

* - letters earned at James Madison | ^ - Duplicate numbers



Quick Facts


LocationOrono, Maine
 Enrollment 11,168
 Nickname Black Bears
 Website goblackbears.com
 Twitter @BlackBearsFB
 Facebook facebook.com/UMBlackBears
 Stadium Morse Field at Alfond Stadium
 Stadium Capacity 10,000
 Stadium Surface FieldTurf
 President Susan Hunter
 Athletics Director Kariton Creech
 Head Coach Jack Cosgrove (Maine, 1978)
 Football Contact Tyson McHatten, Assistant Manager/Media Relations
 Football Contact Office Phone/Email 201-581-3596/tyson.mchatten@umit.maine.edu
 Offensive Starters Returning/Lost 5/8
 Defensive Starters Returning/Lost 8/6

2013 Results (10-3, 7-1 CAAFB)

Home Stadium: Alfond Stadium (10,000)

Home: 5-1 Away: 5-2 vs. Top 25 (TSN): 3-2 vs. Top 25 (Coach): 3-2
 Total Home Attendance: 36,211 Average Home Attendance: 6,035

Aug. 31	-/rv	at -/rv Norfolk State	W 23-6	8,881
Sept. 7	-/rv	at Massachusetts (ESPN3)	W 24-14	15,624
Sept. 14	rv/rv	Bryant	W 35-22	5,863
Sept. 21	rv/25	at Northwestern (BTN)	L 21-35	32,726
Sept. 28	rv/rv	*at 22/20 Richmond (CSN-MA/TCN-P/CSN-NE/CSS)	W 28-21	8,700
Oct. 5	23/23	*24/25 Delaware	W 62-28	6,304
Oct. 19	14/17	*rv/rv William & Mary (WVII)	W 34-20	6,361
Oct. 26	11/14	*at 18/17 Villanova	W 37-35	9,017
Nov. 2	10/11	*rv/- Stony Brook (WVII)	W 19-14	4,068
Nov. 9	8/9	*at UAlbany	W 33-27	4,912
Nov. 16	6/6	*Rhode Island	W 41-0	5,067
Nov. 23	4/4	*at 21/24 New Hampshire (CSN-MA+/CSN-NE/CSN-P/CSS/SNY)	L 3-24	10,333
Dec. 7	10/8	15/15 New Hampshire (ESPN3)	L 27-41	7,992



**BLACK BEARS HEAD COACH
 JACK COSGROVE
 21 SEASONS (1993-2013)**

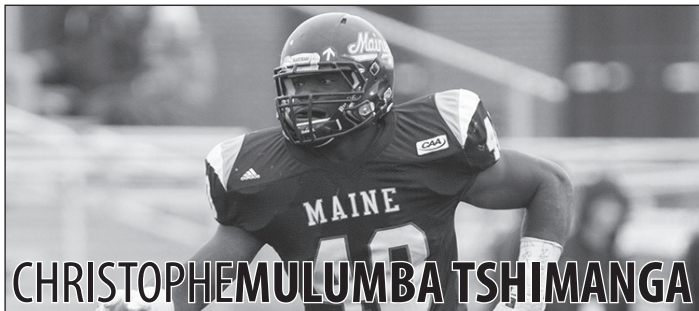
Collegiate Overall Record (Years) 121-121 (21 years)
Record at CAA Football Schools (Years) 121-121 (21 years)
Record in CAA Football Games (Years) 83-88 (21 years)

Maine Coaching Staff

Kevin Bourgoin Assoc. Head Coach/Offensive Coordinator/Quarterbacks
 Joe Harasmiak Defensive Coordinator/Linebackers
 Kyle Archer Wide Receivers/Offensive Special Teams
 Jeff Ambrosie Offensive Line
 Shawn Demaray Tight Ends
 Jordan Stevens Defensive Line
 Roosevelt Boone Running Backs
 Greg Webster Defensive Backs/Defensive Special Teams
 Matt Birkett Asst. Defensive Backs
 Ed Mestieri

2014 Schedule

Date	Opponent	Location	Series Record
Aug. 30	Norfolk St.	Orono, Maine	1-0
Sept. 13	at Bryant	Smithfield, R.I.	3-0
Sept. 20	at Boston College	Chestnut Hill, Mass.	3-4
Sept. 27	*at Towson	Towson, Md.	5-4
Oct. 4	*Villanova	Orono, Maine	9-8
Oct. 11	*at Stony Brook	Stony Brook, N.Y.	2-1
Oct. 18	*Albany	Orono, Maine	3-4
Oct. 25	*at Rhode Island	Kingston, R.I.	55-24-3
Nov. 8	*Richmond	Orono, Maine	12-12
Nov. 15	*at Elon	Elon, N.C.	First Meeting
Nov. 22	*New Hampshire	Orono, Maine	43-51-8



CHRISTOPHEMULUMBATSHIMANGA




TREVORBATES



DAMARRAULTMAN



NIGELJONES




CHRISTOPHE MULUMBA TSHIMANGA
LAVAL, QUEBEC
KENT SCHOOL

LB	6-1	235	SO.
----	-----	-----	-----

YEAR	GP	S-A-Tackles	SK/TFL	Int	PBU	FF/FR
2012	Redshirt					
2013	13	32-86-118	1.5/4.0	2	2	0/1
Career	13	32-86-118	1.5/4.0	2	2	0/1

- Named CAA and ECAC Defensive Rookie of the Year - First team All-CAA selection
- Placed sixth in the Jerry Rice FCS Rookie of the Year voting
- College Sports Journal FCS All-Freshman First Team
- Four-time CAA Rookie of the Week award winner
- Ranked fifth in the league with 118 total tackles
- His 19 total tackles at Albany was the CAA single-game high
- Started all 13 games as a rookie while recording two interceptions, 1.5 sacks, 4.0 tackles for loss and one fumble recovery




TREVOR BATES
WESTBROOK, MAINE
WESTBROOK

DE	6-2	245	JR.
----	-----	-----	-----

YEAR	GP	S-A-Tackles	SK/TFL	Int	PBU	FF/FR
2011	Redshirt					
2012	11	19-17-36	2.0/2.5	0	0	0/0
2013	13	29-25-54	4.0/9.0	0	1	2/0
Career	24	48-2-90	6.0/11.5	0	1	2/0

- Named to the All-CAA third team
- Ranked fifth on the team with 54 tackles while his 9.0 tackles for loss ranked third-best
- Recorded a streak of three-straight games with five tackles
- Recorded a career-high 10 tackles in Maine's win over Delaware
- Picked up seven tackles, a sack and forced a game-clinching fumble at Albany in 2013
- Named to the Beyond Sports Network CAA Preseason All-Conference team




DAMARR AULTMAN
WHEATLEY HEIGHTS, N.Y.
HALF HOLLOW HILLS WEST

WR	5-11	195	SR.
----	------	-----	-----

YEAR	GP	No.	Yds	TD	Long	Avg/G	Avg/C
2011	11	39	575	5	53	52.3	14.7
2012	10	29	438	6	69	43.8	15.1
2013	13	46	550	5	52	42.3	12.0
Career	34	114	1563	16	69	45.9	13.7

- Will return, statistically, as Maine's top receiving threat after making 46 catches for 550 yards and five touchdowns in 2013 - his five receiving touchdowns ranked fifth on the team
- Ranked third in the CAA in kickoff return yards per game - returning 25 kickoffs for 625 yards and a touchdown
- Recorded a season-long 88-yard kickoff return for a score in NCAA second round playoff game against New Hampshire and finished the game with 143 return yards
- Ranks 12th all-time in receiving yards at Maine (1,563)
- Led Maine in all-purpose yards per game (90.4)
- Had three-straight games in which he caught a touchdown (Delaware, William & Mary, at Villanova)



NIGEL JONES
PLEASANTVILLE, N.J.
HOLY SPIRIT

RB	5-9	198	JR.
----	-----	-----	-----

YEAR	GP	No.	Yds	TD	Long	Avg/G	Avg/C
2012	9	49	358	3	82	39.8	7.3
2013	12	131	596	8	46	49.7	4.5
Career	21	180	961	11	82	45.8	5.3

- Ranked second in rushing on the team in 2013, carrying the ball a team-high 131 times for 596 yards
- His eight rushing touchdowns ranked fifth in the CAA and 10 total scores placed him seventh-best in the league
- Recorded 13 catches for 127 yards and two touchdowns out of the backfield
- Carried the ball 23 times for 115 yards and two touchdowns to go along with one catch for a touchdown at Richmond
- Had back-to-back 100+ yard rushing games (at Richmond, Delaware), recording six total touchdowns (four rushing, two receiving) in the stretch

Playing Career

1974-77 University of Maine

Coaching Career

1978-80 Graduate Assistant, Maine
 1981-84 Head Coach, Stoughton (Mass.) High School
 1985-86 Offensive Assistant, Boston College
 1987-88 Quarterbacks/Receivers, Maine
 1989-92 Offensive Coordinator, Maine
 1993- Head Coach, Maine

Personal

Hometown

Sharon, Mass.

Alma Mater



Maine '78

Wife

Marilyn

Children

Jeri, Matthew, Carly, Sydni



Cosgrove's Year-By-Year Record

Year	School	Record	Conf./Finish	Postseason
1993	Maine	0-11*	0-8*/6th (New England)	
1994	Maine	3-8	2-6/T5th (New England)	
1995	Maine	3-8	1-7/T5th (New England)	
1996	Maine	7-4	5-3/2nd (New England)	
1997	Maine	5-6	4-4/T2nd (New England)	
1998	Maine	6-5	3-5/T3rd (New England)	
1999	Maine	4-7	3-5/T6th	
2000	Maine	5-6	3-5/7th	
2001	Maine	9-3	7-2/T1st	NCAA Qtrs
2002	Maine	11-3	7-2/T1st	NCAA Qtrs
2003	Maine	7-5	5-4/T4th	
2004	Maine	5-6	3-5/T4th (North)	
2005	Maine	5-6	3-5/4th (North)	
2006	Maine	6-5	5-3/T2nd (North)	
2007	Maine	4-7	3-5/4th (North)	
2008	Maine	8-5	5-3/2nd (North)	NCAA
2009	Maine	5-6	4-4/2nd (North)	
2010	Maine	4-7	3-5/T8th	
2011	Maine	9-4	6-2/T3rd	NCAA Qtrs
2012	Maine	5-6	4-4/7th	
2013	Maine	10-3	7-1/1st	NCAA

Maine Totals 121-121 (.500)

Career Record 121-121(.500)

*3 overall, 2 conference wins forfeited

All-Time Maine Coaching Records

Coach	Years	Record	Pct.	Conf.	Pct.
Chesely Johnston	1892	0-2	.000		
Wildes Veazie	1893	0-5	.000		
No Coach	1894	0-1	.000		
P. Folsom	1895	1-4	.200		
Jack Abbott	1896	1-3-2	.333		
Harry Robinson	1897	1-2	.333		
James Coombs	1898	1-4	.200		
W.B. Hopkins	1899	2-3	.400		
Ernest Burton	1900	4-4	.500		
Wells Farley	1901, 03	12-4	.750		
Eddie N. Robinson	1902	6-2	.750		
A. King	1904	3-4	.429		
Frank McCoy	1905-08	11-15-4	.433		
George Schildmiller	1909	3-4-1	.438		
Edgar Wingard	1910-11	11-3-2	.750		
Thomas Reilly	1912-13	12-3-1	.781		
E.B. Cochems	1914	6-3	.667		
Thomas Hughlitt	1915-16	6-7-3	.469		
Thomas McCann	1917	1-3	.250		
Captain Aldworth	1918	3-1	.750		
James Baldwin	1919-20	9-4-3	.656		
Fred Brice	1921-40	79-58-9	.572		
George Allen	1941, 46-48	16-11-2	.569	3-3	.500
William Kenyon	1942, 44-45	4-11	.267		
Sam Sezak	1943	0-1	.000		
David M. Nelson	1949-50	7-5-2	.536	5-1-1	.833
Harold Westerman	1951-66	80-38-7	.669	41-26-5	.604
Walter Abbott	1967-75	27-53	.338	15-32	.319
Jack Bicknell	1976-80	18-35-1	.343	4-20-1	.180
Ronald Rogerson	1981-84	19-23-1	.454	6-14	.300
Buddy Teevens	1985-86	13-9	.591	5-7	.417
Tim Murphy	1987-88	15-8	.652	10-5	.667
Tom Lichtenberg	1989	9-3	.750	6-2	.750
Kirk Ferentz	1990-92	12-21	.363	8-16	.333
Jack Cosgrove	1993-	121-121	.500	83-88	.485



Starters Returning/Lost

Total No. of Starters Returning: 15

Offense: 5

-WR – Damarr Aultman
-RG – Daniel Carrier
-C – Bruce Johnson
-RB – Nigel Jones
-WR – Arthur Williams

Defense: 8

-DE – Trevor Bates
-LB – Cabrinni Goncalves
-DT – Darius Greene
-FS – Khari Al-Mateen
-LB – Christophe Mulumba Tshimanga
-CB – Axel Ofori
-DT – Patrick Ricard
-NT – Matthew Wilson

Special Teams: 2

-K – Sean Decloux
-P – Jeff Ondish

Total No. of Starters Lost: 14

Offense: 8

-WR – John Ebeling
-LG – Jeff Gakos
-RT – Joe Hook
-WR – Derek Johnson
-LT – Tyler Patterson
-TE – Justin Perillo
-RB – Rickey Stevens
-QB – Marcus Wasilewski

Defense: 6

-SS – Jamal Clay
-DE – Michael Cole
-LB – Troy Eastman
-CB – Kendall James
-SS – Michael Mangiarelli
-DE – Erwin Roach

Special Teams: 0

NOTE: Special Teams include kickers and punters only.

2014 Newcomers

Name	Pos.	Ht./Wt.	Hometown/HS (Last School)
Matt Alpher	K/P	6-2/170	Paramus, N.J./Paramus
Nigel Beckford	RB	5-9/195	Bridgeport, Conn./Notre Dame High/Episcopal
Drew Belcher	QB	6-3/220	Reading, Mass./Reading Memorial
Darian Davis-Ray	RB	5-10/190	Harrsburg, Pa./Harrsburg
Angelo (AJ) Dawson	DB	5-8/170	Egg Harbor Township, N.J./Holy Spirit
Jamil Demby	OT	6-4/300	Vineland, N.J./Vineland
Simisola Demuren	DB	6-0/190	Mitchellville, Md./Dematha
Jeffrey DeVaughn	DB	5-10/170	Folcroft, Pa./Academy Park
Uchenna Egwuonwu	DT	6-2/270	Union, N.J./Union
Darrius Hart	DB	6-3/200	Toms River, N.J./Toms River South
Cody Levy	OT	6-6/275	Poughkeepsie, N.Y./Ketcham
Benjamin Lucas	QB	6-4/220	August, Maine/Cony
Mozai Nelson	DB	6-0/197	Uniondale, N.Y./Saint Anthony's
Christopher Okupski	OT	6-3/320	West Long Branch, N.J./Shore Regional
Andrew Stevens	DT	6-3/260	Camden, N.J./Camden
Dexter Turner	DT	6-3/230	South Paris, Maine/Oxford Hills/Cushing Academy
Connor Walsh	DE	6-3/225	Milton, Mass./Boston College High
Micah Wright	WR	6-1/180	Newark, N.Y./Newark

Black Bears Roster

No.	Name	Pos.	Cl.	Ht./Wt.	Hometown/High School (Last School)
1	Axel Ofori Jr.	DB	Sr.	5-10/200	Gaithersburg, Md./Gaithersburg
2	Cabrinni Goncalves	LB	Jr.	6-0/215	Taunton, Mass./Taunton
3	Sherrad Baltimore	DB	Jr.	5-10/180	Fort Washington, Md./Friendly
4	Kellen Croce	QB	R-Fr.	6-2/185	Middlebury, Ct./Pomperaug/Gunnery School
5	Simisola Demuren	DB	Fr.	6-0/190	Mitchellville, Md./Dematha Catholic
6	Christophe Mulumba Tshimanga	LB	So.	6-1/235	Laval, Quebec/Kent School
7	Dan Collins	QB	So.	6-3/205	Williamstown, N.J./Williamstown
8	Jeffrey Ondish	P/K	Sr.	6-2/205	Elkton, Md./Elkton
9	Trevor Bates	DE	Jr.	6-2/245	Westbrook, Maine/Westbrook
10	Daniel Hoffer	QB	R-Fr.	6-2/210	Yonkers, N.Y./Archbishop Stepinac
11	Jordan Dunn	WR	So.	6-2/190	Hamilton, N.J./Steinert
12	Carlton Charles	FB	Sr.	6-0/235	Windham, Maine/Windham
13	Justin Flores	WR	Jr.	6-1/185	Woburn, Mass./Woburn
14	Drew Belcher	QB	Fr.	6-3/220	Reading, Mass./Reading Memorial
15	Gavin Callahan	DB	Sr.	6-0/200	Windsor, Vt./Windsor
16	Daniel Upson	DB	Jr.	6-2/190	Montgomery Village, Md./Watkins Mill
17	Isaiah Jones	RB	Jr.	6-0/180	Orange, Mass./Mahar Regional
18	Najee Goode	DB	R-Fr.	5-10/170	Philadelphia, Pa./Imhotep Charter School
19	Spencer Carey	DB	R-Fr.	6-2/205	Fairfield, Maine/Lawrence
20	Tayvon Hall	DB	R-Fr.	5-9/165	West Hempstead, N.Y./West Hempstead
21	Jeffrey DeVaughn	DB	Fr.	5-10/170	Folcroft, Pa./Academy Park
22	AJ Dawson	DB	Fr.	5-8/170	Egg Harbor Township, N.J./Holy Spirit
23	Sacoy Malone	RB	So.	5-9/175	Springfield, Mass./Springfield Central
24	Khari Al-Mateen	DB	Sr.	6-1/205	Baltimore, Md./Baltimore Technical Institute
25	Patrick Pascal	DB	Sr.	5-10/180	Greenlawn, N.Y./Elwood-John Glenn
26	Nigel Jones	RB	Jr.	5-9/198	Pleasantville, N.J./Holy Spirit High School
27	Marquise Adams	DB	R-Fr.	6-0/175	Newark, N.J./North Star Academy
28	Jerickson Fedrick	RB	R-Fr.	5-10/210	Salem, N.H./Choate Rosemary Hall
29	Jason Matovu	DB	Fr.	6-1/185	Norwood, Mass./Norwood
30	Austin Brown	LB	R-Fr.	6-0/230	Easton, Pa./Easton Area
31	Davonte Burke	DB	So.	6-1/200	Galesville, Md./Fork Union
32	Randy Samuels	LB	Jr.	6-0/215	Bronx, N.Y./Mt. Saint Michael/Berkshire
33	Vassili Grigorakos	FB	R-Fr.	5-11/210	Port Washington, N.Y./Oceanside
34	Mozai Nelson	DB	Fr.	6-0/197	Uniondale, N.Y./Saint Anthony's
35	Matt Alpher	K/P	Fr.	6-2/170	Paramus, N.J./Paramus
36	Darrius Hart	DB	Fr.	6-3/200	Toms River, N.J./Toms River South
37	Sean Decloux	K/P	Jr.	6-2/184	Ottawa, Ont./St. Peter/Red Lion Christian
38	Sam Lenson	P/K	R-Fr.	6-0/170	Natick, Mass./Natick
39	Darius Benders	RB	Jr.	5-7/190	Walpole, Mass./Walpole
40	Nigel Beckford	RB	Fr.	5-9/195	Bridgeport, Ct./Notre Dame H.S./Episcopal
41	Zachary Hume	LB	R-Fr.	6-2/230	Lancaster, Mass./Nashoba Regional
42	Darian Davis-Ray	RB	Fr.	5-10/190	Harrsburg, Pa./Harrsburg
43	Matthew LeBlanc	LB	Jr.	6-2/230	Holden, Mass./Wachusett Regional
44	Patrick Ricard	DL	So.	6-2/255	Spencer, Mass./David Prouty
45	Dakota Tarbox	TE	R-Fr.	6-3/220	Dayton, Maine/Thornton Academy
46	Brian Anthony	LB	Jr.	6-2/210	Columbia, Md./Atholton
47	Jason Simonovich	TE	R-Fr.	6-3/240	Dallas, Pa./Dallas
48	Michael Supp	TE	R-Fr.	6-5/245	Perkasie, Pa./Pennridge
49	Chase Hoyt	OL	Jr.	6-4/280	West Chester, Pa./Bayard Rustin
50	John McCabe	LB	Jr.	6-0/210	Winslow, Maine/Winslow
51	John McCabe	LB	Jr.	6-0/210	Winslow, Maine/Winslow
52	Matthew Wilson	DL	Sr.	6-3/305	Freeport, N.Y./Holy Trinity Diocesan
53	Joshua Hughes	LB	So.	5-11/245	Deerfield, N.H./Trinity
54	Bruce Johnson	OL	Jr.	6-3/285	Rochester, N.Y./Gates Chili
55	Daniel Carrier	OL	Jr.	6-2/295	Alexandria, Va./West Potomac
56	Benjamin Davis	LB	R-Fr.	6-2/195	Harrington Park, N.J./No. Valley Old Tappan
57	Mitchell Berlandy	LB	Fr.	5-11/212	Farmington, Conn./Farmington
58	Cody Levy	OL	Fr.	6-6/275	Poughkeepsie, N.Y./Roy C. Ketcham
59	Michael Condon	OL	R-Fr.	6-4/270	West Caldwell, N.J./Seton Hall Prep
60	Jamil Demby	OL	Fr.	6-5/300	Vineland, N.J./Vineland
61	Schuyler Huntington	DL	R-Fr.	6-3/260	Latham, N.Y./Shaker
62	Daniel Burrows	OL	R-Fr.	6-4/285	Haverhill, Mass./Haverhill
63	Joshua Ingalls	DE	So.	6-3/270	Wells, Maine/Wells
64	Benedict Wezel	OL	Jr.	6-8/305	Berlin, Germany/Salisbury School
65	Steven Jennings	OL	R-Fr.	6-4/280	Lincolndale, N.Y./Somers
66	Andrew Stevens	DL	Fr.	6-3/260	Camden, N.J./Camden
67	Sean Jennings	OL	R-Fr.	6-3/265	Lincolndale, N.Y./Somers
68	Calvert Schaefer	OL	So.	6-5/275	Westminster, Md./Winters Mill
69	John Reddington	OL	R-Fr.	6-5/275	Milton, Mass./Loomis Chaffee
70	Isaiah Brooks	OL	R-Fr.	6-5/265	Bloomfield, Conn./Bloomfield
71	Christopher Okupski	OL	Fr.	6-3/320	West Long Branch, N.J./Shore Regional
72	Uchenna Egwuonwu	OL	Fr.	6-2/270	Union, N.J./Union
73	Jeremy Salimon	FB	So.	6-3/245	Mechanicsburg, Pa./Cumberland Valley
74	Micah Wright	WR	Fr.	6-1/180	Newark, N.Y./Newark
75	Sean Reuss	TE	So.	6-3/235	Monticello, N.Y./Monticello
76	Jaleel Reed	WR	R-Fr.	6-1/185	East Lansdowne, Pa./St. Thomas More
77	Matthew Cosgrove	WR	R-Fr.	6-0/185	Bangor, Maine/Bangor
78	Jared Osumah	WR	R-Fr.	6-3/195	South Windsor, Conn./Bridgton Acad.
79	Max Andrews	TE	So.	6-3/255	Holden, Maine/John Bapst
80	John Hardy	WR	Jr.	6-1/200	Portland, Maine/Deering
81	Damarr Aultman	WR	Sr.	5-11/195	Wheatley Hts, N.Y./Half Hollow Hills West
82	Arthur Williams	WR	Sr.	6-0/185	Springfield, Mass./Commerce
83	Malik Dorsey	DL	R-Fr.	6-1/270	Hanover, Md./Meade
84	Jonathan Louis	DL	Sr.	6-5/270	Taunton, Mass./Cardinal Spellman/UConn
85	Darius Greene	DL	So.	6-2/285	Medford, N.Y./Longwood
86	Kurt Massey	DL	R-Fr.	6-3/225	Orrington, Maine/John Bapst
87	Peter Carbone	DL	Sr.	6-2/265	Hopkinton, Mass./St. Anselms
88	Michael Kozlakowski	DE	Jr.	6-3/255	Lynbrook, N.Y./Lynbrook
89	Dexter Turner	DE	Fr.	6-3/230	South Paris, Maine/Oxford Hills/Cushing Acad.
90	Devin Clark	DL	Sr.	6-3/295	Baltimore, Md./Dunbar
91	Connor Walsh	DE	Fr.	6-3/225	Milton, Mass./Boston College HS
92	Jean Point-Dujour	DL	R-Fr.	6-3/230	Irvington, N.J./Irvington
93	Javar Coleman	DB	So.	5-9/175	Dorchester, Mass./New Hampton
94	Calvin Dawson	FB	Jr.	6-1/230	Natick, Mass./Natick
95	Benjamin Lucas	QB	Fr.	6-4/220	Augusta, Maine/Cony



Quick Facts

Location	Durham, N.H.
Enrollment	14,761
Nickname	Wildcats
Website	unhwildcats.com
Twitter	@UNHWildcats
Facebook	facebook.com/UNHWildcats
Stadium	Cowell Stadium
Stadium Capacity	6,500
Stadium Surface	FieldTurf
President	Dr. Mark Huddleston
Athletics Director	Marty Scarano
Head Coach	Sean McDonnell (New Hampshire, 1978)
Football Contact	Mike Murphy, Associate Director/Media and Public Relations
Football Contact Office Phone/Email	603-862-3906/mike.murphy@unh.edu
Offensive Starters Returning/Lost	7/4
Defensive Starters Returning/Lost	8/3

2013 Results (10-5, 6-2 CAAFB)

Home Stadium: Cowell Stadium (6,500)

Home: 6-0 Away: 4-5 vs. Top 25 (TSN): 5-3 vs. Top 25 (Coach): 5-3
 Total Home Attendance: 53,213 Average Home Attendance: 8,869

Sept. 7	11/8	at Central Michigan (ESPN3)	L 21-24	18,210
Sept. 14	12/9	-/rv Colgate	W 53-23	8,020
Sept. 28	10/7	at 21/17 Lehigh	L 27-34	8,998
Oct. 5	19/18	*at 3/2 Towson (CSN-MA/CSN-P/CSN-NE/SNY)	L 28-44	9,511
Oct. 12	25/22	*Rhode Island	W 59-19	18,412
Oct. 19	25/23	*12/11 Villanova (CSN-MA/TCN-P/CSN-NE/CSS/SNY)	W 29-28	6,332
Oct. 26	20/22	*at rv/- Stony Brook	W 31-13	5,420
Nov. 2	16/17	*at rv/rv William & Mary	L 0-17	8,531
Nov. 9	25/rv	*22/18 James Madison (NBCSN)	W 33-17	6,084
Nov. 16	23/rv	*at UAlbany	W 37-20	6,044
Nov. 23	21/24	*4/4 Maine (CSN-MA+/CSN-NE/CSN-P/CSS/SNY)	W 24-3	10,333
Nov. 30	15/15	rv/rv Lafayette (ESPN3)	W 45-7	3,286
Dec. 7	15/15	at 10/8 Maine (ESPN3)	W 41-27	7,992
Dec. 14	15/15	at 7/7 Southeastern Louisiana (ESPN3)	W 20-17	5,886
Dec. 20	15/15	at 1/1 North Dakota State (ESPN2)	L 14-52	18,694



WILDCATS HEAD COACH
SEAN MCDONNELL
15 SEASONS (1999-2013)

Collegiate Overall Record (Years)	114-71 (15 years)
Record at CAA Football Schools (Years)	114-71 (15 years)
Record in CAA Football Games (Years)	71-52 (15 years)

New Hampshire Coaching Staff

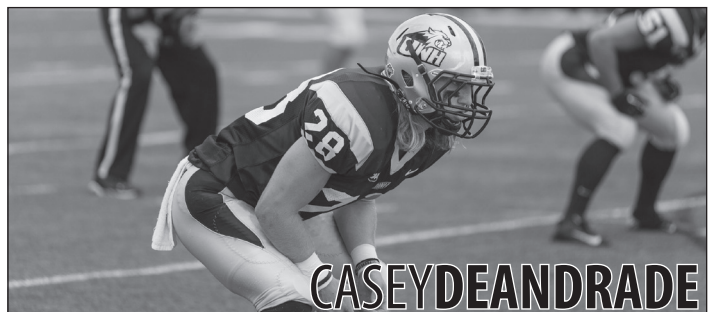
John Lyons	Defensive Coordinator/Defensive Backs
Ryan Carty	Offensive Coordinator/Quarterbacks
Brian Barbato	Tight Ends
Michael Ferzoco	Running Backs
Scott James	Safeties
Alex Miller	Offensive Line
Ricky Santos	Wide Receivers
Peter McCarty	Defensive Line
Kyle McCallister	Asst. Defensive Line
Garrett Gillick	Linebackers

2014 Schedule


Date	Opponent	Location	Series Record
Aug. 30	at Toledo	Toledo, Ohio	0-4
Sept. 13	Lehigh	Durham, N.H.	11-3
Sept. 20	*at Richmond	Richmond, Va.	11-10
Sept. 27	Dartmouth	Durham, N.H.	18-17-2
Oct. 4	*at Elon	Elon, N.C.	First Meeting
Oct. 11	*William & Mary	Durham, N.H.	4-13
Oct. 25	*Stony Brook	Durham, N.H.	2-0
Nov. 1	*Albany	Durham, N.H.	2-0
Nov. 8	*at Rhode Island	Kingston, R.I.	55-27-5
Nov. 15	*Delaware	Durham, N.H.	11-20
Nov. 22	*at Maine	Orono, Maine	51-43-8



AKILANDERSON




CASEYDEANDRADE



SEANGOLDRICH



NICOSTERITI




AKIL ANDERSON
MORRISTOWN, N.J.
MORRISTOWN

LB	6-1	213	JR.
----	-----	-----	-----

YEAR	GP	S-A-TACKLES	SK/TFL	INT	PBU	FF/FR
2011	Redshirt					
2012	11	8-6-14	0.0/0.0	0	1	0/1
2013	15	66-58-124	5.5/15.0	0	6	0/0
Career	32	74-64-138	5.5/15.0	0	7	0/1

- 2013 CAA All-Conference Third Team selection
- Led the 2013 Wildcats in tackles with 124 (67 solo, 57 assisted)
- In 2013, team-leading 13.5 tackles for a loss, including 5.5 sacks
- In 2013, finished with double-digit tackles five times, including a career-high 13 in the NCAA second round at Maine
- Recorded 10 tackles in consecutive 2013 NCAA tournament road games against Southeastern Louisiana and North Dakota State University




CASEY DEANDRADE
EAST BRIDGEWATER, MASS
EAST BRIDGEWATER

DB	5-11	199	SO.
----	------	-----	-----

YEAR	GP	S-A-TACKLES	SK/TFL	INT	PBU	FF/FR
2012	Redshirt					
2013	14	48-21-69	0.0/3.0	3	20	0/1
Career	14	48-21-69	0.0/3.0	3	20	0/1

- CAA Academic All-Conference Team honoree in 2012 and 2013
- In 2013 as a redshirt freshman, recorded 20 pass breakups to rank No. 2 in the nation and atop both the CAA and team leaderboards
- In 2013, ranked fourth on the team in tackles with 69 (49 solo, 20 assisted)
- In 2013, second on the team in interceptions with three
- In 2013, recorded at least one tackle all 14 games in which he played with 5+ tackles eight times
- Season-high seven tackles in the regular-season finale vs. Maine and six tackles vs. the Black Bears in the NCAA second round




SEAN GOLDRICH
WEST HAVEN, CONN.
NOTRE DAME HIGH

QB	6-3	217	JR.
----	-----	-----	-----

YEAR	GP	----- Passing -----			--- Rushing ---			
		Comp.-Att.-Int.	Yds.	TD	Lg.	Att.	Yds.	TD
2011	Redshirt							
2012	9	107-180-5	1202	8	73	48	224	2
2013	14	158-264-7	2076	14	60	14	134	6
Career	23	265-444-12	3278	22	73	62	358	8

- In 2013, led UNH in completions (158), pass attempts (264), passing yards (2,076) and passing touchdowns (14) with a pass efficiency rating of 138.10
- Career-high 291 passing yards in the NCAA second round at Maine; season-high three TDs and a 186.46 rating that game to garner CFPA National QB Performer of the Week
- Career-high 24 completions and season-high 35 pass attempts for 276 yards in NCAA quarterfinal at Southeastern Louisiana; also that game, career highs in carries (21), rushing yards (99) and rushing TDs (three)
- Two rushing TDs vs. Villanova, including a 4-yard score with 14 seconds left in the fourth quarter that helped lift UNH to a 29-28 win; subsequently honored with the New England Gold Helmet Award for the week



NICO STERITI
TOMS RIVER, N.J.
TOMS RIVER EAST

RB	5-11	224	SR.
----	------	-----	-----

YEAR	GP	No.	Yds	TD	Long	Avg/G	Avg/C
2010	Redshirt						
2011	12	65	370	3	87	30.8	5.7
2012	12	140	921	9	63	76.8	6.6
2013	15	197	1062	8	68	68.5	5.2
Career	39	402	2319	20	87	59.5	5.8

- CAA Football All-Conference Second Team in 2012 and 2013
- In 2013, led UNH in carries (197), rushing yards (1,028), rushing yards per game (68.5), rushing TDs (eight) and all-purpose yards (1,400)
- Became the first Wildcat since 2002 season to eclipse 1,000 rushing yards in a single season
- In CAA Football, ranked fifth in rushing yards; also ranked fifth in conference-only rushing yards (566)
- In 2013, eclipsed 100 all-purpose yards six times, including three 100-yards rushing efforts
- In 2013, recorded season highs in rushing yards (150), rushing TDs (two) and all-purpose yards (194) vs. Rhode Island

Playing Career

1975-78 University of New Hampshire

Coaching Career

1979..... Assistant Coach, Manchester (N.H.) Memorial High School
 1980-82 Assistant Coach, Manchester (N.H.) West High School
 1983-84 Defensive Coordinator, Hamilton
 1985-87 Wide Receivers/Tight Ends, Boston University
 1988..... Graduate Assistant, Boston College
 1989-90 Assistant Coach, Columbia
 1991-93 Quarterbacks/Receivers, New Hampshire
 1994-98 Offensive Coordinator, New Hampshire
 1999- Head Coach, New Hampshire

Personal

Hometown

Saratoga Springs, N.Y.

Alma Mater

New Hampshire '78

Wife

Jenny

Children

Tim, Tommy



McDonnell's Year-By-Year Record

Year	School	Record	Conf./Finish	Postseason
1999	New Hampshire	5-6	3-5/T6th	
2000	New Hampshire	6-5	4-4/T4th	
2001	New Hampshire	4-7	2-7/10th	
2002	New Hampshire	3-8	2-7/10th	
2003	New Hampshire	5-7	3-6/T8th	
2004	New Hampshire	10-3	6-2/1st (North)	NCAA Qtrs
2005	New Hampshire	11-2	7-1/1st (North)	NCAA Qtrs
2006	New Hampshire	9-4	5-3/T2nd (North)	NCAA Qtrs
2007	New Hampshire	7-5	4-4/T2nd (North)	NCAA
2008	New Hampshire	10-3	6-2/1st (North)	NCAA Qtrs
2009	New Hampshire	10-3	6-2/1st (North)	NCAA Qtrs
2010	New Hampshire	8-5	5-3/T3rd	NCAA Qtrs
2011	New Hampshire	8-4	6-2/T3rd	NCAA 2nd Round
2012	New Hampshire	8-4	6-2/T3rd	NCAA 2nd Round
2013	New Hampshire	10-5	6-2/T2nd	NCAA Semis
New Hampshire Totals		114-71 (.616)		
Career Record		114-71 (.616)		

All-Time New Hampshire Coaching Records

Coach	Years	Record	Pct.	Conf.	Pct.
No Coach	1893-01	16-32-2	.340		
John Scannell	1902-03	4-9-2	.333		
G.B. Ward	1904	2-5	.286		
Edward Herr	1905-07	5-14-5	.313		
Charles Gill	1908	1-7	.125		
Willard Gildersleeve	1909	3-4	.429		
Ray Thomas	1910-11	3-8-2	.308		
Tod Eberle	1912-13	5-8-1	.393		
T.D. Sheppard	1914	1-6-2	.167		
William Cowell	1915-17, 19-36	87-68-23	.553		
George Sauer	1937-41	22-18-1	.549		
Charlie Justice	1942	6-0	1.000		
Bill Glassford	1946-48	19-5-1	.780	7-1	.875
Chief Boston	1949-64	60-57-10	.512	25-34-8	.433
Andy Mooradian	1965	0-8	.000	0-5	.000
Joe Yukica	1966-67	7-9	.438	3-7	.300
Jim Root	1968-71	18-14-1	.561	11-9	.550
Bill Bowes	1972-98	175-106-5	.621	97-74-2	.567
Sean McDonnell	1999-	114-71	.616	71-52	.577



Starters Returning/Lost

Total No. of Starters Returning: 16

Offense: 7

- LT - Rob Bowman
- WR - Jimmy Giansante
- QB - Sean Goldrich
- WR - R.J. Harris
- C - Tad McNeely
- LG - Alexander Morrill
- TE - Harold Spears

Defense: 8

- LB - Akil Anderson
- FS - Nick Cefalo
- CB - Casey DeAndrade
- DT - Matt Kaplan
- WS - Hayden Knudson
- LB - Shane McNeely
- DE - Cody Muller
- CB - Steven Thames

Special Teams: 1

- P - Brad Prasky

Total No. of Starters Lost: 8

Offense: 4

- RG - Ricky Archer
- WR - Justin Mello
- LT - Seamus O'Neill
- RB - Chris Setian

Defense: 3

- SS - Manny Asam
- DE - Jay Colbert
- DT - Sean McCann

Special Teams: 1

- PK/KO - Mike MacArthur

NOTE: Special Teams include kickers and punters only.

2014 Newcomers

Name	Pos.	Ht./Wt.	Hometown/HS (Last School)
Cyrus Boone	DL/OL	6-2/260	Stockton, Calif./Lincoln
Trevon Bryant	RB/DB	5-8/175	St. Augustine, Fla./Pedro Menendez
Shawn Cavallaro	WR/DB	5-11/180	Hanover, N.H./Hanover
Nick Derocher	TE/DE/LB	6-1/225	Northwood, N.H./Tilton School
Rory Donovan	WR/DB	6-5/200	Canton, Mass./Cardinal Spellman
D'Andre Drummond	S/RB	6-0/205	Lawrence, Mass./Central Catholic
Dayne Herron	OL/DL	6-4/285	Oak Harbor, Wash./Salisbury School
Jae'Wuan Horton	DE/LB	6-2/215	Stafford, Va./North Stafford
Jake Klose	WR/DB	6-2/175	Dix Hills, N.Y./Half Hollow Hills West
Trevor Knight	QB/DB	6-0/180	Nashua, N.H./Nashua South
Jared Kuehl	LB/RB	6-1/210	Plymouth, N.H./Plymouth Regional
Neil O'Connor	WR/DB	5-11/176	Leominster, Mass./Leominster
Kieran Presley	WR/DB	6-0/175	Amherst, Mass./Loomis-Chaffee School
Kyle Reisert	DE/TE	6-2/205	Plymouth, N.H./Plymouth Regional
Ryan Sosnak	OL/DL	6-2/300	Bethel Park, Pa./Bethel Park
Matt Torrey	TE/DE	6-2/230	Cheshire, Conn./Cheshire Academy

Wildcats Roster

No.	Name	Pos.	CL.	Ht./Wt.	Hometown (High School/Last School)
1	Max Avin	WR	R-Fr.	5-11/188	Coral Springs, Fla./Coral Springs
5	Sean Goldrich	QB	Jr.	6-3/217	West Haven, Conn./Notre Dame
6	Kyon Taylor	WR	So.	5-11/185	Springfield, Va./Lee
7	Jared Allison	WR	Jr.	5-8/173	Cliffwood, N.J./Matawan Regional
9	Lamar Edmonds	CB	Jr.	5-10/192	Worcester, Mass./St. Peter-Marian
9	Max Pedinoff	K/P	R-Fr.	6-0/229	Newtown, Pa./Council Rock North
10	Brad Prasky	P/K	Sr.	6-1/195	Groton, Mass./Groton-Dunstable
11	Tre Williams	S	Sr.	6-3/200	Syracuse, N.Y./Christian Brothers Academy
12	Adam Riese	QB	So.	6-1/207	Hamilton, N.J./Steinert
13	Brad Wilson	QB	R-Fr.	6-2/170	Costa Mesa, Calif./Estancia
14	Andy Vailas	QB	Sr.	6-2/191	Bedford, N.H./Phillips Academy
15	Joe Ghilioni	P/K	So.	5-8/175	Warwick, N.Y./Warwick Valley
15	R.J. Harris	WR	Sr.	6-0/203	Odenton, Md./Arundel
16	Nick Cefalo	S	Sr.	6-2/199	Basking Ridge, N.J./Cheshire Academy
17	Mike DeTroia	WR	Jr.	6-3/203	Barneget, N.J./Barneget
18	Brian Ferreira	WR	So.	6-4/191	Mansfield, Mass./Mansfield
19	Chris McCormick	QB	So.	6-2/203	Winoski, Vt./Berkshire Academy
20	Marquis Carr	CB	R-Fr.	5-11/182	Naples, Fla./Berkshire School
21	Cody Rothwell	RB	R-Fr.	5-10/188	Merrimack, Mass./Pentucket
21	Steven Thames	CB	Sr.	6-0/187	Fort Washington, Md./Riverdale Baptist
22	Nico Steriti	RB	Sr.	5-11/224	Toms River, N.J./Toms River East
23	Dougie Moss	CB	Jr.	5-10/182	Huntsville, Ala./Columbia
24	Mike Kelly	WR	Jr.	5-9/191	Merrimack, N.H./Bishop Guertin
26	Geno Miller	DB	R-Fr.	5-11/193	Fort Washington, Md./Bishop Ireton
27	Dalton Crossan	RB	So.	5-11/213	Lake Ronkonkoma, N.Y./Sachem North
28	Casey DeAndrade	DB	So.	5-11/199	East Bridgewater, Mass./East Bridgewater
29	Jim Earley	RB	Sr.	5-10/181	Hopkinton, N.H./Bishop Brady
31	Patrick Mensah	DB	R-Fr.	6-0/188	New City, N.Y./St. Joseph's Regional
32	Jimmy Owens	RB	Sr.	5-9/221	West Deptford, N.J./West Deptford
33	Keith Parkinson	S	Jr.	6-1/207	Fort Lauderdale, Fla./Pine Crest
35	Kalil Bailey	DB	Jr.	5-10/188	Lancaster, Pa./Manheim Township
35	Morgan Ellman	K	Fr.	6-0/180	Scotch Plains, N.J./Scotch Plains-Fanwood
35	Chris Redding	WR	R-Fr.	5-8/170	Bennington, Vt./Burr and Burton Academy
38	Anthony Pante	WR	So.	6-2/188	Manalapan, N.J./St. John Vianney
39	Eric Burgos	S	Jr.	5-9/217	Danvers, Mass./Danvers
41	Horace Chalstrom	CB	So.	5-9/187	Annapolis, Md./St. Mary's
42	Akil Anderson	LB	Jr.	6-1/213	Morristown, N.J./Morristown
43	Mark Accino	WR	So.	5-11/190	Hyde Park, Mass./Charlestown
44	Dab Ukwuani	DE	Jr.	6-3/252	Gaithersburg, Md./Col. Zadok Magruder High School
45	Daniel Rowe	S	Jr.	6-1/194	Orange, N.J./Williston Northampton
46	Hayden Knudson	S	Jr.	6-0/211	Alexandria, Va./Hayfield
47	Nick Marino	DB	R-Fr.	5-10/187	Hudson, N.H./Bishop Guertin
48	Donald Goodrich	RB	R-Fr.	5-10/196	York, Maine/Cheverus
48	Antonio Natale	LB	R-Fr.	6-1/204	Bridgewater, N.J./Immaculata
49	Ryan Farrell	LB	So.	6-1/221	Westwood, Mass./Xaverian Brothers
50	Riley Pritchett	DE	R-Fr.	6-2/216	Berwyn, Pa./Conestoga
51	Shane McNeely	LB	Sr.	6-2/248	Whitehall, Pa./Allentown Central Catholic
53	Tad McNeely	OL	So.	6-2/282	Whitehall, Pa./Allentown Central Catholic
54	Harry Theodhosi	DE	Jr.	6-0/214	Londonderry, N.H./Londonderry
55	Jesse Arsenault	LB	Jr.	6-0/205	Berlin, N.H./Berlin
56	DeVaughn Chollette	LB	So.	6-0/233	Scranton, Pa./West Scranton
57	Kevin McHally	LB	So.	6-1/225	Cornwall, N.Y./Cornwall
59	Odainie Franklin	LB	R-Fr.	6-2/225	White Plains, N.Y./Proctor Academy
60	Matt Kaplan	DT	Sr.	6-1/302	Franklin, N.H./Franklin
62	George Kallas	OL	Jr.	6-2/300	Beverly, Mass./Beverly
64	Mike Zaloga	OL	R-Fr.	6-2/276	Saratoga Springs, N.Y./Christian Brothers Academy
65	Tim Johnson	OL	Sr.	6-2/294	Oakdale, Pa./West Allegheny
67	Curtis Nealer	OL	So.	6-3/292	Pitman, N.J./Pitman
69	Alexander Morrill	OL	So.	6-2/305	Lebanon, N.H./Lebanon
70	Mike Coccia	OL	Sr.	6-3/300	Bethlehem, Pa./Freedom
72	Rick Holt	DT	R-Fr.	6-4/282	Portsmouth, N.H./Portsmouth
73	Jake Kennedy	OL	R-Fr.	6-3/300	Amherst, N.H./Souhegan
74	Will McInerney	OL	R-Fr.	6-7/278	Bedford, N.H./Bedford
76	Alex Blane	OL	Sr.	6-4/290	North Andover, Mass./North Andover
77	Zach Hundertmark	OL	Jr.	6-4/285	West Windsor, N.J./Hun School
78	Rob Bowman	OL (C)	Sr.	6-3/302	Cheshire, Conn./Notre Dame
79	Austin Heter	OL	Jr.	6-4/277	McKees Rocks, Pa./Montour
80	Cam Shorey	DE	So.	6-5/247	Calais, Maine/Phillips Exeter
82	Jimmy Giansante	WR	Sr.	6-2/202	Jefferson Hills, Pa./Thomas Jefferson
83	Brian Henry	WR	R-Fr.	5-10/165	Newfields, N.H./Exeter
84	Aaron Lewis-Cenales	WR	R-Fr.	6-0/190	Odenton, Md./Arundel
85	Brian Ciccone	DE	Sr.	6-3/244	Manchester, Mass./Manchester Essex
86	Ekene Nwokoye	TE	Jr.	6-5/218	Hanover, N.H./Academy of the New Church
87	Jordan Powell	TE	So.	6-3/241	Forked River, N.J./Lacey Township
88	Andrew Lauderdale	OL	So.	6-6/254	Concord, N.H./Trinity
89	Harold Spears	TE	Sr.	6-4/246	Perkasie, Pa./Pennington School
90	Rashid Armand	DT	Jr.	6-1/293	Brooklyn, N.Y./Sheepshead Bay
92	Julian Turner	DT	Jr.	6-1/300	East Pittsburgh, Pa./Woodland Hills
93	Mike Lynch	DE	R-Fr.	6-1/233	Nashua, N.H./Nashua North
94	Mike Boryesne	DE	R-Fr.	6-1/215	Sparta, N.J./Sparta
95	Ryan Welch	DT	Jr.	6-3/297	Dunstable, Mass./Lawrence Academy
96	Cody Muller	DE (C)	Sr.	6-4/254	Telford, Pa./Souderton
97	Robbie Zauck	DE	Sr.	6-2/246	Ocean City, N.J./Ocean City
98	Danny Riley	DT	Jr.	6-4/260	Danielsville, Pa./Northampton Area
99	Christian Breda	K/P	Jr.	6-2/180	Needham, Mass./Dexter



Quick Facts


Location	Kingston, R.I.
Enrollment	16,392
Nickname	Rams
Website	gorhody.com
Twitter	twitter.com/RhodyFootball
Facebook	facebook.com/RhodyFootball
Stadium	Meade Stadium
Stadium Capacity	6,555
Stadium Surface	Natural Grass
President	Dr. David Dooley
Athletics Director	Thorr Bjorn
Head Coach	Jim Fleming (Univ. of the South, 1982)
Football Contact	Shane Donaldson, Coordinator/Media Relations
Football Contact Office Phone/Email	401-874-2409/sdonaldson@advance.uri.edu
Offensive Starters Returning/Lost	7/4
Defensive Starters Returning/Lost	3/8

2013 Results (3-9, 2-6 CAAFB)

Home Stadium: Meade Stadium (6,555)

Home: 2-3 Away: 1-6 vs. Top 25 (TSN): 0-3 vs. Top 25 (Coach): 0-3
 Total Home Attendance: 28,135 Average Home Attendance: 5,627

Aug. 29	at Fordham	L 26-51	4,526
Sept. 7	*17/13 Stony Brook	L 0-24	4,302
Sept. 14	*at rv/- UAlbany (CSN-MA/TCN-P/NECN/TWC/SNY)	W 19-13 (OT)	8,500
Sept. 21	*at rv/rv William & Mary (CSN-MA/TCN-P/NECN/CSS/SNY)	L 0-20	10,159
Sept. 28	Central Connecticut State	W 42-7	5,223
Oct. 5	at Brown	L 14-31	6,512
Oct. 12	*at 25/22 New Hampshire	L 19-59	18,412
Oct. 19	*rv/- Richmond	W 12-10	7,936
Oct. 26	*rv/rv Delaware	L 13-31	6,536
Nov. 2	at Old Dominion	L 14-66	20,118
Nov. 9	*rv/rv Villanova	L 0-45	4,138
Nov. 16	*at 6/6 Maine	L 0-41	5,067




Collegiate Overall Record (Years)	21-1 (2 years)
Record at CAA Football Schools (Years)	First Year
Record in CAA Football Games (Years)	First Year


Rhode Island Coaching Staff

Bill Bleil	Offensive Coordinator/Offensive Line
Ari Confesor	Wide Receivers
Joe Coniglio	Defensive Backs
Matt Dawson	Linebackers
Will Fleming	Tight Ends
Troy Gilmer	Defensive Assistant
Jim Miceli	Quarterbacks
Donnie Smith	Quality Control
Diamond Weaver	Running Backs

2014 Schedule

Date	Opponent	Location	Series Record
Sept. 6	at Marshall	Huntington, W.Va.	First Meeting
Sept. 13	at Fordham	Bronx, N.Y.	5-7
Sept. 20	*Albany	Kingston, R.I.	1-0
Sept. 27	at Central Conn. St.	New Britain, Conn.	3-0
Oct. 4	Brown	Kingston, R.I.	26-70-2
Oct. 11	*at Villanova	Villanova, Pa.	3-16
Oct. 18	*at Richmond	Richmond, Va.	6-14
Oct. 25	*Maine	Kingston, R.I.	34-55-3
Nov. 1	*at Delaware	Newark, Del.	8-21
Nov. 8	*New Hampshire	Kingston, R.I.	28-55-5
Nov. 15	*at Stony Brook	Stony Brook, N.Y.	0-1
Nov. 22	*Towson	Kingston, R.I.	6-7






ROBBIE JACKSON
NATICK, MASS.
NATICK/DEAN COLLEGE

WR	6-2	205	SR.
----	-----	-----	-----

YEAR	GP	No.	Yds	TD	Long	Avg/G	Avg/C
2011 (Dean)	8	26	584	7	N/A	73.0	22.5
2012	7	18	245	1	77	35.0	13.6
2013	12	61	574	5	28	47.8	9.4
Career	27	105	1403	13	77	51.96	13.4


- CAA Football All-Conference Second-Team selection as a punt returner in 2013
- Led Rhode Island with 61 receptions in 2013, averaging 5.08 catches per game, sixth best in the conference
- Ranked second in CAA Football with an average of 10.9 yards per punt return
- His 61 receptions were the eighth-best single-season total in program history
- Jackson was the first Ram since Cy Butler in 1995 to reach 60 receptions in one year
- Led Rhode Island and tied for sixth in CAA Football with five touchdown catches



ANDREW KESTENBAUM
DARTMOUTH, MASS.
DARTMOUTH HIGH

OL	6-5	320	SR.
----	-----	-----	-----

- Named to the 2013 Jewish Sports Review College All-America Team
- Three-time member of the CAA Football All-Academic Team
- Anchored a line that allowed just 16 sacks in 2013, second fewest in CAA Football
- Has played in a team-high 34 games since joining the Rams in 2011
- Has started 23 consecutive games at left guard




ANDREW BOSE
HUNTINGTOWN, MD.
HUNTINGTOWN

LB	6-2	235	SR.
----	-----	-----	-----

YEAR	GP	S-A-Tackles	SK/TFL	Int	PBU	FF/FR
2011	10	6-2-8	0.0/0.0	0	0	0/0
2012	11	52-34-86	1.0/6.5	0	1	1/1
2013	9	44-31-75	0.5/7.5	0	3	2/0
Career	30	102-67-169	1.5/14.0	0	4	3/1

- CAA Football All-Conference Second-Team selection in 2013
- 2013 New England Football Writer's Division I FCS All-New England Team selection
- Led Rhode Island with 76 tackles in 2013, despite missing nearly four full games
- Earned CAA Football and The Sports Network FCS National Defensive Player of the Week for 17-tackle performance at Albany (9/14/13)
- Has 162 tackles over last two seasons, averaging 8.1 tackles per game
- Named to the 2014 CFPA Linebackers Watch List



TIM WIENCLAW
VALLEY STREAM, N.Y.
KELLENBERG MEMORIAL

LB	6-0	228	R-JR.
----	-----	-----	-------

YEAR	GP	S-A-Tackles	SK/TFL	Int	PBU	FF/FR
2011	Redshirt					
2012	11	40-18-58	0.0/0.0	0	0	0
2013	12	45-28-73	1.0/5.0	1	2	2/3
Career	11	51-28-79	6.0/14.5	2	1	0/0

- Second on the team in 2013 with 73 tackles. Has averaged 5.7 tackles/game in career
- Two-time member of the CAA Football All-Academic Team
- Was the CollegeSportsMadness.com CAA Football Defensive Player of the Week for his performance against Richmond on Oct. 19, 2013
- Had a career-high 11 tackles against Villanova Nov. 9, 2013
- Led Rhode Island with three fumble recoveries and had one interception in 2013
- Has started all 23 games he has played for the Rams

Playing Career

1978-81 University of the South

Coaching Career

1985-86 Graduate Assistant/Receivers, South Carolina
 1987-88 Wide Receivers/Tight Ends, Boise St.
 1989 Secondary, Boise St.
 1989-92 Defensive Coordinator/Secondary, Boise St.
 1993 Defensive Coordinator, Brown
 1994 Outside Linebackers/Special Teams, East Carolina
 1995-97 Secondary/Special Teams, East Carolina
 1998-99 Defensive Coordinator/Defensive Backs, Villanova
 2000-01 Head Coach, Sacred Heart
 2002-03 Defensive Backs, North Carolina
 2004-09 Defensive Coordinator/Secondary, Akron
 2010 Linebackers, Kent St.
 2011-13 Defensive Coordinator, Central Florida
 2014- Head Coach, Rhode Island

Personal

Hometown

New York, N.Y.

Alma Mater

University of the South '82

Wife

Leslie

Children

Jimmy, Will, Kate, Meg



Fleming's Year-By-Year Record

Year	School	Record	Conf./Finish	Postseason
2000	Sacred Heart	10-1		
2001	Sacred Heart	11-0		
Sacred Heart Totals		21-1 (.955)		
Career Totals		21-1 (.955)		

All-Time Rhode Island Coaching Records

Coach	Years	Record	Pct.	Conf.	Pct.
No Coach	1895-97	2-7	.222		
Marshall Tyler	1898-08	23-22-8	.509		
George Cobb	1909-11, 13-14	17-16-5	.513		
Robert Bingham	1912	6-3	.667		
Jim Baldwin	1915-16	6-9-1	.406		
Fred Murray	1917, 19	2-11-3	.154		
Frank Keaney	1920-40	70-87-12	.449		
Bill Beck	1941, 46-49	12-22-2	.353	1-11	.083
Paul Cieurzo	1942, 45	5-4	.556		
Hal Kopp	1950, 52-55	28-11-2	.718	15-5-1	.738
Ed Doherty	1951	3-5	.375	1-3	.250
Herb Maack	1956-60	17-22-2	.436	8-12-2	.409
John Chironna	1961-62	4-11-3	.267	2-7-1	.250
Jack Zilly	1963-69	21-41-2	.339	10-23-2	.314
Jack Gregory	1970-75	22-33-2	.400	13-18-1	.422
Bob Griffin	1976-92	79-107-1	.425	37-67	.356
Floyd Keith	1993-99	23-53	.303	17-39	.304
Tim Stowers	2000-07	33-57	.367	20-47	.299
Darren Rizzi	2008	3-9	.250	1-7	.125
Joe Trainer	2009-13	12-44	.214	8-32	.200
Jim Fleming	2014-				



Starters Returning/Lost

Total No. of Starters Returning: 12

Offense: 7

-RT – Tyler Catalina
-RB – Robby Delgado
-FB – Justin Favreau
-WR – Robbie Jackson
-LG – Andrew Kestenbaum
-WR – Ross Kim
-WR – Jawaun Wynn

Defense: 3

-LB – Andrew Bose
-DL – Robert Howard
-DB – Tim Wienclaw

Special Teams: 2

-P – Anthony DiPaula
-PK – Dylan Smith

Total No. of Starters Lost: 12

Offense: 4

-LT – Andrew Belizaire
-QB – Bob Bentsen
-C – Jeff Kennedy
-RG – Kevin Mustac

Defense: 8

-CB – Jamaal Bess
-CB – Mackenzie Elliott
-DB – Doug Johnson
-DL – Josh Moody
-DB – Andre' Scott
-DE – James Timmins
-DE – Shomari Watts
-LB – Dave Zocco

Special Teams: 0

NOTE: Special Teams include kickers and punters only.

2014 Newcomers

Name	Pos.	Ht./Wt.	Hometown/HS (Last School)
Derek Allen	DL	6-6/300	Edison, N.J./Edison
T.J. Anderson	LB	6-0/200	Absecon, N.J./Holy Spirit
Shawn Antoine	DB	6-0/185	Bronx, N.Y./Cardinal Hayes
Kingsley Ayeni	LB	6-1/217	Voorhees, N.J./Eastern Regional
Tyrone Barge	DL	6-2/270	Philadelphia, Pa./Imhotep Charter
Corey Barrett	DL	6-2/255	Norwalk, Conn./Norwalk
Dino Boyd	OL	6-4/260	Newark, N.J./West Side
Markey Clarke	RB	5-11/225	Wayne, N.J./DePaul Catholic
Harold Cooper	RB	5-7/185	New Haven, Conn./Hillhouse
Jose Duncan	DL	6-3/220	Queens, N.Y./Erasmus
Isaiah Hill	DB	5-11/185	Ramsey, N.J./Don Bosco Prep/Milford Academy
Ezra Holmes	WR	6-3/200	West Hartford, Conn./Canterbury School
Emmanuel Jalbert	LB	6-2/210	Shrewsbury, Mass./Shrewsbury
Michael LeBlanc	DT	6-3/305	Charlton, Mass./Salisbury School (Conn.)
Grant Lewis	TE	6-3/215	Glastonbury, Conn./Glastonbury/Cheshire Academy
Mack Lowrie	QB	6-4/215	Foxboro, Mass./Roxbury Latin/Boston College
Marcus Pantoja	DL	6-3/275	Paramus, N.J./Paramus Catholic
Dunston Payne	DB	6-0/183	Miami, Fla./Monroe College
Monte Sinisi	DL	6-2/260	Manasquan, N.J./Manasquan
Russell Walton	CB	6-1/170	Montclair, N.J./Don Bosco/Fork Union

Rams Roster

No.	Name	Pos.	Ht./Wt.	Cl.	Hometown (High School/Last School)
3	Jawaun Wynn	WR	6-3/215	Sr.	Piscataway, N.Y./Rutgers
4	Donovan Walker	DB	5-10/195	Sr.	Yonkers, N.Y./Roosevelt
5	Abdul Ibrahim	CB	5-11/165	So.	Queens, N.Y./Jamaica
8	Selwyn Nicholas	DE	6-3/209	Sr.	Brooklyn, N.Y./Abraham Lincoln
9	Andrew Matos	WR	6-1/200	So.	Ansonia, Conn./Ansonia
10	Andrew Bose	LB	6-2/232	Sr.	Huntington, Md./Huntingtown
11	Kolt Peavey	QB	6-0/190	RJr.	Bolivar, Mo./South Alabama
14	Jessie Charette	RB	5-9/175	Sr.	Woonsocket, R.I./Springfield
15	Robbie Jackson	WR	6-2/205	Sr.	Natick, Mass./Dean College
16	Luke Casey	QB	6-4/200	RFr.	Columbia, Md./Athlton
17	Xavier Ferland	WR	6-1/182	RSO.	Cranston, R.I./Cranston West
18	James Caparell	QB	6-1/200	So.	Bedford, N.H./Bedford
19	Eerin Young	RB	5-10/180	So.	Philadelphia, Pa./Imhotep
20	Rodney Chance	CB	5-10/176	Sr.	Mansfield, Mass./Mansfield
21	Tim Wienclaw	DB	6-1/208	RJr.	Valley Stream, N.Y./Kellenberg Mem.
26	Naiquan Thomas	LB	6-1/200	So.	Englewood, N.J./Dwight Morrow
27	Angel Camilo	CB	5-10/160	Jr.	Providence, R.I./Cranston East
28	Rondell Lane	DB	6-1/198	Jr.	Mickleton, N.J./Kingsway Regional
29	Derrick Holmes	DB	6-3/205	RFr.	Brewster, Mass./Hargrave Military Academy
30	Anthony DiPaula	P	6-1/215	RJr.	Manalapan, N.J./Rutgers
30	Elvis George	RB	5-8/180	So.	Pawtucket, R.I./Tolman
31	Brian Collins	WR	6-2/200	So.	Bedford, N.H./Bedford
32	Tyrone Jenkins	CB	6-0/161	Jr.	Alexandria, Va./West Potomac
33	Robby Delgado	RB	5-10/184	RJr.	East Providence, R.I./East Providence
34	Justin Favreau	FB	5-11/234	Sr.	Wakefield, R.I./South Kingstown
35	Tarik Pusey	LB	6-0/211	Jr.	Brooklyn, N.Y./Abraham Lincoln
36	Alain Moise	DB	5-5/160	Sr.	Providence, R.I./Nichols
36	Dylan Smith	K	5-11/209	RJr.	River Edge, N.J./River Edge
37	Jimmy Kershaw	RB	6-0/190	So.	Narragansett, R.I./Narragansett
38	Jordan Sebastian	RB	6-0/226	RJr.	West Haven, Conn./The Hopkins School
39	Brent Champagne	RB	5-10/180	Jr.	Cranston, R.I./CCRI
40	Nathan Holmes	FB	6-3/205	RFr.	Brewster, Mass./Hargrave Military Academy
41	Elijah Saintfleure	TE	6-4/206	Jr.	West Warwick, R.I./West Warwick
42	Greg Doutre	DE	6-2/249	RJr.	Johnston, R.I./Johnston
43	Davidson Barthelmy	CB	5-10/183	Jr.	Brockton, Mass./Hudson Valley CC
44	Connor Caponegro	LB	6-2/233	Jr.	Allenwood, N.J./Cheshire Academy
45	Clay Crume	LS	6-2/236	Sr.	League City, Texas/Clear Creek H.S.
46	Adam Parker	LB	5-11/223	So.	Yonkers, N.Y./Taft
47	Ricky Bailey	DB	6-1/195	RFr.	Youngstown, N.Y./Niagara Falls
48	Ryan Boyle	RB	5-10/190	So.	Montgomery, N.J./Montgomery
50	Tyler Arena	LB	6-0/210	So.	New Bedford, Mass./New Bedford
51	Jason Gormley	DE	5-11/200	Jr.	North Smithfield, R.I./North Smithfield
52	Dan Josloff	DB	6-1/218	So.	East Greenwich, R.I./East Greenwich
54	Frank Wiley	LB	6-1/234	Jr.	Middletown, R.I./Middletown
56	Sam Hartman	OL	6-2/296	RSO.	Chester, Va./Thomas Dale
59	Mark Murphy	DE	5-11/242	Jr.	Narragansett, R.I./Narragansett
60	Hunter Eubanks	DL	6-3/301	Jr.	Gwynn Oaks, Md./Mount St. Joseph
65	Kevin Gallogly	OL	6-3/266	RJr.	Holmdel, N.J./Holmdel
66	Michael Gill	OL	6-2/259	Jr.	Franklin, Mass./Franklin
68	John Greenhalgh	OL	6-4/296	RJr.	Chepachet, R.I./Ponaganset
71	Ahmaad Randall	OL	6-4/290	RFr.	Blackwood, N.J./Highland Regional
72	Tyler Catalina	OL	6-6/298	RSO.	Worcester, Mass./Wachusett Regional
74	Andrew Kestenbaum	OL	6-4/304	Sr.	Dartmouth, Mass./Dartmouth
76	Michael Gilbert	OL	6-3/271	Jr.	Garden City, N.Y./Garden City
77	Dillon Sheridan	OL	6-2/270	So.	Narragansett, R.I./Narragansett
79	David Steinmetz	OL	6-7/305	RFr.	Grafton, Mass./Grafton
80	Rendyll Moorman	WR	6-4/200	RFr.	Mountainside, N.J./Milford Academy
83	Andrew Siden	TE	6-3/241	RJr.	Natick, Mass./Tulane
84	Charlie McKeeman	TE	6-3/210	RFr.	Portsmouth, R.I./Bishop Stang
85	Daril Geisser	WR	5-10/216	Sr.	Warwick, R.I./Moses Brown
87	Ross Kim	WR	6-2/190	Jr.	Kennett Square, Pa./Valley Forge
88	Blake Jones	DE	6-0/225	Sr.	Mechanicsville, Va./Ohio
89	Connor McLugh	K/P	5-10/173	Jr.	Lowell, Mass./Lowell
90	Robert Howard	DL	6-3/290	Sr.	Syracuse, N.Y./Alfred State
91	Mike Etrizike	DE	6-2/190	So.	Laurel, Md./Fork Union Military Academy
95	Mike Rinaldi	DL	6-1/258	Sr.	Dallas, Texas/Dallas Jesuit
97	Fabio Pimental	OL	6-7/315	Sr.	Providence, R.I./Central
98	Joe Simon	DE	6-3/260	RJr.	Armonk, N.Y./Byram Hills
99	P. Ekpen Iduozee	DL	6-3/326	RSO.	Harrisburg, Pa./Milford Academy



Quick Facts

Location	Richmond, Va.
Enrollment	2,950
Nickname	Spiders
Website	richmondspiders.com
Twitter	@Spider_Football
Facebook	facebook.com/RichmondSpiderFootball
Stadium	E. Claiborne Robins Stadium
Stadium Capacity	8,700
Stadium Surface	FieldTurf
President	Dr. Edward L. Ayers
Athletics Director	Keith Gill
Head Coach	Danny Rocco (Wake Forest, 1984)
Football Contact	Scott Burns, Assistant Director/Athletic Public Relations
Football Contact Office Phone/Email	804-287-6313/sburns2@richmond.edu
Offensive Starters Returning/Lost	9/2
Defensive Starters Returning/Lost	6/5

2013 Results (6-6, 4-4 CAAFB)

Home Stadium: Robins Stadium (8,700)

Home: 4-2 Away: 2-4 vs. Top 25 (TSN): 2-2 vs. Top 25 (Coach): 2-2
 Total Home Attendance: 51,576 Average Home Attendance: 8,596

Aug. 31	15/14	VMI	W 34-0	8,700
Sept. 7	15/12	at NC State (ESPN3)	L 21-23	50,554
Sept. 14	15/11	at rv/- Gardner-Webb (ESPN3)	L 10-12	5,590
Sept. 21	23/20	rv/- Liberty	W 30-21	8,076
Sept. 28	22/20	*rv/rv Maine (CSN-MA/TCN-P/CSN-NE/CSS)	L 21-28	8,700
Oct. 12	rv/rv	*at 21/19 James Madison (NBCSN)	L 31-38	19,029
Oct. 19	rv/-	*at Rhode Island	L 10-12	7,936
Oct. 26		*8/6 Towson (CSN-MA/CSN-NE/CSN-P/CSS/SNY)	L 32-48	8,700
Nov. 2		*UAlbany	W 27-10	8,700
Nov. 9		*at Stony Brook	W 39-31	4,787
Nov. 16		*at 21/22 Delaware	W 46-43	15,817
Nov. 23	rv/-	*19/20 William & Mary	W 31-20	8,700



SPIDERS HEAD COACH
DANNY ROCCO
THIRD SEASON (2012-2013)

Collegiate Overall Record (Years)	61-29 (8 years)
Record at CAA Football Schools (Years)	14-9 (2 years)
Record in CAA Football Games (Years)	10-6 (2 years)

Richmond Coaching Staff

Charlie Fisher	Assoc. Head Coach/Wide Receivers
Brandon Streeter	Offensive Coordinator/Quarterbacks
Bob Trott	Defensive Coordinator
Dave Legg	Cornerbacks/Special Teams
Levern Belin	Defensive Line
Fontel Mines	Tight Ends
Bill Polin	Running Backs
Byron Thweatt	Inside Linebackers
Manny Rojas	Outside Linebackers
Blaine McCorkle	Offensive Line

2014 Schedule

Date	Opponent	Location	Series Record
Aug. 30	Morehead St.	Richmond, Va.	First Meeting
Sept. 6	at Virginia	Charlottesville, Va.	2-27-2
Sept. 13	Hampton	Richmond, Va.	1-0
Sept. 20	*New Hampshire	Richmond, Va.	10-11
Oct. 4	Liberty	Lynchburg, Va.	1-0
Oct. 11	*at Albany	Albany, N.Y.	1-0
Oct. 18	*Rhode Island	Richmond, Va.	14-6
Oct. 25	*at Elon	Elon, N.C.	4-0
Nov. 1	*Villanova	Richmond, Va.	10-21
Nov. 8	*at Maine	Orono, Maine	12-12
Nov. 15	*James Madison	Richmond, Va.	17-14
Nov. 22	*at William & Mary	Williamsburg, Va.	57-61-5



STEPHEN BARNETTE



EVAN KELLY



MICHAEL STRAUSS



AARON ROANE



STEPHEN BARNETTE
SALEM, VA.
SALEM

WR	6-3	190	R-SR.
----	-----	-----	-------

YEAR	GP	No.	Yds	TD	Long	Avg/G	Avg/C
2011	11	32	440	5	69	13.8	40.0
2012	11	56	848	4	49	15.1	77.1
2013	12	76	1189	5	46	15.6	99.1
Career	34	164	2477	14	69	15.1	72.9

- 2013 Second-Team All-CAA
- Became Richmond's all-time leader in single-season yards in 2013
- 2013 First-Team All-CAA by College Sports Madness
- Seven 100-yard receiving games
- Ranks in the top 10 in career receiving yards, career receptions and career touchdown catches
- 2014 Preseason All-CAA by Beyond Sports Network
- Named to the 2014 CFPA FCS Wide Receivers Award Watch List
- Led the CAA with 1,189 yards off 76 receptions and five touchdowns



EVAN KELLY
PITTSBURGH, PA.
SETON LASALLE

DL	6-1	285	R-SR.
----	-----	-----	-------

YEAR	GP	S-A-Tackles	SK/TFL	Int	PBU	FF/FR
2010	Redshirt					
2011	4	1-12-13	1.5/1.5	0	0	0/0
2012	11	20-31-51	3.5/8.0	0	2	1/1
2013	12	14-33-47	6.0/9.0	0	2	1/1
Career	28	35-76-111	11.0/18.5	0	2	2/2

- Two-Time All-CAA Second Team Selection (2013 & 2012)
- 2014 Preseason All-CAA by Beyond Sports Network
- Played and started all 12 games in 2013
- Finished with 47 tackles, nine tackles for a loss, six sacks, two breakups and a fumble recovery
- Totaled 51 tackles, 8.0TFL, 3.5 sacks, a forced fumble, two pass breakups, two quarterback hurries and a fumble recovery in 2012



MICHAEL STRAUSS
KEY BISCAYNE, FLA.
GULLIVER PREP/VIRGINIA

QB	6-3	210	R-SR.
----	-----	-----	-------

YEAR	GP	----- Passing -----			--- Rushing ---							
		Comp.	Att.	Int.	Yds.	TD	Lg.	Att.	Yds.	TD		
2010 (Virginia)	Redshirt											
2011 (Virginia)	Did not play											
2012	10	125	194	2	1169	9	41	21	3	0		
2013	12	333	509	8	3808	26	75	55	-40	0		
Career	22	458	703	10	4977	35	75	76	-37	0		

- School record holder in completions, attempts, yards and touchdowns for a season
- Holds the single-game school record in attempts, completions, yards and touchdowns
- 2014 Preseason All-CAA by Beyond Sports Network
- Named to the 2014 CFPA FCS Quarterbacks Award Watch List
- 2013 Third-Team All-CAA
- 2013 CAA All-Academic Team
- Set or tied 14 school records in 2013
- Had a break through season rewriting Richmond's record book, completing 333-of-509 passes with just eight interceptions for 3,808 yards and 26 touchdowns



AARON ROANE
WEST POINT, VA.
WEST POINT

LB	6-1	220	SR.
----	-----	-----	-----

YEAR	GP	S-A-Tackles	SK/TFL	Int	PBU	FF/FR
2010	Redshirt					
2011	11	24-19-43	1.0/3.0	0	0	1/0
2012	11	38-38-76	3.5/6.0	1	4	2/0
2013	12	32-35-67	2.0/7.0	0	4	0/1
Career	34	94-92-186	6.5/16.0	1	8	3/1

- 2013 Third-Team All-CAA
- Started all 12 games in 2013
- Totaled 67 tackles, 7.0 for a loss, 2.0 sacks, four breakups and recovered a fumble in 2013
- Started all 11 games at the Bandit/LB position in 2012
- Totaled 76 tackles, 6.0 TFL, 3.5 sacks, an interception, two forced fumbles, four pass breakups and three quarterback hurries in 2012

Playing Career

1979-80 Penn State University
 1981-83 Wake Forest University

Coaching Career

1984-85 Graduate Assistant/Defense, Wake Forest
 1986 Defensive Line, Wake Forest
 1987 Assistant Linebackers, Colorado
 1988-90 Outside Linebackers, Tulsa
 1991-93 Defensive Line, Boston College
 1994-96 Outside Linebackers, Texas
 1997 Defensive Ends/Special Teams Coordinator, Texas
 1998-99 Outside Linebackers/Assistant Special Teams, Maryland
 2000 Assistant Linebackers/Special Teams, New York Jets (NFL)
 2001-02 Assistant Head Coach/Recruiting Coordinator/Linebackers, Virginia
 2003-05 Associate Head Coach/Linebackers, Virginia
 2006-11 Head Coach, Liberty
 2012- Head Coach, Richmond

Personal

Hometown

Huntingdon, Pa.

Alma Mater

Wake Forest '84

Wife

Julie

Children

David, Amy



All-Time Richmond Coaching Records

Coach	Years	Record	Pct.	Conf.	Pct.
M.C. Taylor	1881	2-0	1.000		
C.M. Hazen	1882, 85-86, 88	4-4	.500		
H.R. Hundley	1887	1-1	.500		
Frank Johnson	1889	1-2	.333		
C.T. Taylor	1890	0-3	.000		
Dana Rucker	1891, 93-95	3-13-3	.188		
Penwick Shelton	1892	2-3	.400		
Bill Wertenbaker	1897	3-5	.375		
O.L. Owen	1898	3-3-1	.500		
Julian Hill	1899	2-2	.500		
Edward Kenna	1900	3-4	.429		
Garnett Nelson	1901	1-5	.167		
Graham Hobson	1902	3-3	.500		
Fred Vail	1903	6-3-1	.600		
Harry Wail	1904	1-5	.167		
E.A. Dunlop, Jr.	1905-09, 12	18-32-5	.373		
E.V. Long	1910	1-6-1	.143		
Sam Honaker	1911	0-6-2	.000		
Frank Dobson	1913-17, 19-33	79-78-18	.503		
Robert Marshall	1918	3-1-1	.750		
Glenn Thistlethwaite	1934-41	41-26-9	.586		
John Fenlon	1942, 46-47	12-15-3	.444		
Malcolm Pitt	1943-44	8-7	.533		
George Hope	1945	2-6	.250		
Karl Esleek	1948-50	10-18-2	.357		
Edwin Merrick	1951-65	53-87-6	.379		
Frank Jones	1966-73	44-38	.537		
Jim Tait	1974-79	21-44	.323		
Dal Shealy	1980-88	43-57	.430	11-11	.500
Jim Marshall	1989-94	19-47	.288	12-36	.250
Jim Reid	1995-03	48-53-1	.475	35-40	.467
Dave Clawson	2004-07	29-20	.592	19-13	.594
Mike London	2008-09	24-5	.828	13-3	.813
Latrell Scott	2010	6-5	.545	4-4	.500
Wayne Lineburg	2011	3-8	.273	0-8	.000
Danny Rocco	2012-	14-9	.609	10-6	.625

Rocco's Year-By-Year Record

Year	School	Record	Conf./Finish	Postseason
2006	Liberty	6-5		
2007	Liberty	8-3		
2008	Liberty	10-2		
2009	Liberty	8-3		
2010	Liberty	8-3		
2011	Liberty	7-4		
Liberty Totals		47-20 (.701)		
2012	Richmond	8-3	6-2/T1st	
2013	Richmond	6-6	4-4/T5th	
Richmond Totals		14-9 (.609)		
Career Totals		61-29 (.678)		



Starters Returning/Lost

Total No. of Starters Returning: 16

Offense: 9

- WR – Stephen Barnette
- FB – Seth Fisher
- RB – Jacobi Green
- C – Austin Gund
- LG – Caleb High
- RT – Chad Kolumber
- LT – Jacob Ruby
- QB – Michael Strauss
- TE – Hunter Westfall

Defense: 6

- S – Reggie Barnette
- CB – Mylon Blueford
- S – Justin Grant
- DT – Evan Kelly
- LB – Aaron Roane
- LB – Eric Wright

Special Teams: 1

- K – Peter Yoder

Total No. of Starters Lost: 9

Offense: 2

- WR – Ben Edwards
- RG – Mark Speir

Defense: 5

- CB – Wayne Pettus
- DE – Jacob Pierce
- DL – B.J. Scott
- LB – Walt Sparks
- DT – Kerry Wynn

Special Teams: 2

- P – Joe Gulli, Jr.
- PK – Brandon Jordi

NOTE: Special Teams include kickers and punters only.

2014 Newcomers

Name	Pos.	Ht./Wt.	Hometown/HS (Last School)
Jeremiah Hamlin	RB	6-0/221	Jacksonville, Fla./University Christian/Fork Union
Logan Sedergren	LB	6-3/193	Concord, N.C./Concord
Dale Matthews	LB	6-0/230	Bowie, Md./DeMatha
Jarriel Jordan	DB	5-9/170	Fort Washington, Md./DeMatha
D.J. Helkowski	P	6-2/210	Warrenton, Va./Fauquier
Caleb Drake	QB	6-2/175	Troy, N.C./West Montgomery
Alex Light	OL	6-5/283	Salem, Va./Salem
Blane Markham	OL	6-6/265	Lynchburg, Va./Liberty Christian Academy
Andrew Clyde	DL	6-2/250	Dallas, Texas/Highland Park
Trey Moore	LB	6-1/223	Memphis, Tenn./Memphis University School
Stephon Jacob	TE	6-2/220	Damascus, Md./Damascus
Marius Young	OL	6-3/275	Richmond, Va./Hermitage
Jarmal Bevels	WR	6-4/186	Fredericksburg, Va./James Monroe
Jared Coker	OL	6-4/285	Niceville, Fla./Briar Woods
DeAnthony Muse	DL	6-1/295	Roanoke, Va./Northside
Chad Wiggins	LB	6-1/225	Centreville, Va./Centreville

Spiders Roster

No.	Name	Pos.	Ht./Wt.	Cl.	Hometown (High School/Last School)
1	Jacobi Green	RB	5-9/182	Jr.	Jacksonville, Fla. (Ed White)
2	Michael Rocco	QB	6-3/225	RSo.	Lynchburg, Va. (Virginia/Liberty Christian Academy)
3	Michael Strauss	QB	6-3/210	RSo.	Key Biscayne, Fla. (Virginia/Gulliver Prep)
5	Kyle Lauletta	QB	6-3/191	So.	Exton, Pa. (Downingtown East)
6	Dominique Miller	DB	5-8/180	RJr.	Woodbridge, Va. (C.D. Hylton)
7	DeShawn Holmes	DB	5-9/204	RSo.	Richmond, Va. (Highland Springs)
8	Rashad Ponder	WR	6-0/187	Sr.	Ellenwood, Ga. (Cedar Grove)
9	Ayo Ogunniyi	DB	6-0/200	Jr.	Waldorf, Md. (Westlake)
10	Trevor Jones	DB	5-11/190	RJr.	Charles City, Va. (Charles City)
11	Reggie Diggs	WR	6-4/198	Jr.	Dendron, Va. (Surry County)
12	Brian Brown	WR	6-1/195	So.	Richmond, Va. (Hermitage)
13	David Jones	DB	6-2/180	RSo.	St. Petersburg, Fla. (St. Petersburg)
14	David Broadus	QB	6-4/221	RSo.	Suwanee, Ga. (Lambert)
15	Brendan Coniker	DB	6-0/191	RFr.	Pittsburgh, Pa. (North Allegheny)
16	Mylon Blueford	DB	5-10/183	Jr.	Chesapeake, Va. (Oscar Smith)
17	Tafon Mainsah	DB	5-9/188	RFr.	Charlotte, N.C. (Charlotte Catholic)
18	Porter Abell	QB/WR	5-11/180	RFr.	Lexington, Va. (Rockbridge County)
19	Charles Mack	DB	6-1/189	So.	Lithonia, Ga. (Wesleyan School)
21	Justin Grant	DB	6-0/200	Sr.	Franklin, Va. (Franklin)
22	Jeremiah Hamlin	RB	6-0/221	Fr.	Jacksonville, Fla. (Fork Union/University Christian)
23	Selton Hodge	LB	6-2/223	RSo.	Washington, D.C. (Friendship Collegiate Academy)
24	Aaron Roane	LB	6-1/220	Sr.	West Point, Va. (West Point)
25	Tim Thomas	DB	5-11/179	RSo.	Surry, Va. (Surry County)
26	T.J. Moon	RB	5-9/228	RSo.	Stone Mountain, Ga. (Stephenson)
28	David Herlocker	DB	6-2/217	Jr.	Charlotte, N.C. (Charlotte Catholic)
29	Stephen Barnette	WR	6-3/190	RSo.	Salem, Va. (Salem)
30	James Pavik	FB	6-1/226	RSo.	Mathews, Va. (Mathews)
31	Xander Maddox	DB	5-10/181	Jr.	Charlotte, N.C. (Providence)
31	Adam Sahd	P/QB	5-10/190	RFr.	Mountville, Pa. (Penn Manor)
32	Brandon Waller	LB	6-3/240	RFr.	Ardmore, Pa. (Haverford)
33	Peter Yoder	K	6-3/180	So.	Dallas, Texas (Cistercian Preparatory)
34	Eric Wright	LB	6-2/230	RSo.	Springfield, Va. (Robert E. Lee)
35	Seth Fisher	FB	6-2/230	RJr.	Salem, Va. (Salem)
36	Jack Henderson	DB/P	5-10/180	RFr.	Wexford, Pa. (North Allegheny)
37	Reggie Barnette	DB	6-2/195	RSo.	Salem, Va. (Salem)
41	Kieran Gregory	DL	6-2/215	So.	Germantown, Md. (Quince Orchard)
42	Fernando Gaston	WR	5-9/160	Jr.	Charlottesville, Va. (Randolph-Macon/St. Anne's Belfield)
46	Omar Howard	LB	6-1/220	RSo.	Midlothian, Va. (Midlothian)
47	Josh Murray	WR	5-10/187	RSo.	Roanoke, Va. (North Cross)
49	Terrence Fullum	DL	6-2/273	Sr.	Bethesda, Md. (Landon School)
50	T.J. Dobrucky	LB	6-1/220	RSo.	Powhatan, Va. (Blessed Sacrament)
51	Nick Ritcher	OL	6-6/285	RJr.	Raleigh, N.C. (Ravenscroft)
52	Sean Ryan	LB	6-2/227	RSo.	Brooklyn, N.Y. (Poly Prep)
54	Jacob Ruby	OL	6-7/308	RSo.	London, Ontario (Fork Union/Medway)
55	Justin Williamson	DL	6-5/258	Sr.	Hampton, Va. (Phoebus)
56	Connor Warren	OL	6-2/225	RFr.	Littleton, Colo. (Regis Jesuit)
57	Nicholas Vergos	OL	6-3/270	RSo.	Memphis, Tenn. (Memphis University School)
58	Thomas Evans	OL	6-3/315	RSo.	Franklin, N.C. (Franklin)
66	Austin Gund	DL	6-3/305	Sr.	Washington, D.C. (Gonzaga College)
72	Kieno Jones	DL	6-1/295	RSo.	Atlanta, Ga. (Grady)
73	Caleb High	OL	6-3/287	R-Jr.	Raleigh, N.C. (Millbrook)
74	Alex Gee	OL	6-3/303	Jr.	Burlington, N.C. (Walter M. Williams)
75	Patrick Kliebert	OL	6-8/336	RFr.	New Orleans, La. (Archbishop Rummel)
77	Josh Hess	OL	6-7/278	RSo.	Richlands, Va. (Richlands)
79	Chad Kolumber	OL	6-7/328	RSo.	Norristown, Pa. (Woodberry Forest School)
80	Sean Fitzpatrick	TE	6-6/245	RSo.	Pittsford, N.Y. (North Carolina/Pittsford Mendon)
81	Hunter Westfall	TE	6-7/255	RSo.	Charlotte, N.C. (Myers Park)
82	Will McCombs	WR	6-3/183	RSo.	Mechanicsville, Va. (Atlee)
83	Stephen Tapp	WR	6-2/205	RFr.	Centreville, Va. (WT Woodson)
84	Nick Holloway	TE	6-6/243	RFr.	Apex, N.C. (Cardinal Gibbons)
87	Dashon Tibbs	WR	6-1/196	RFr.	Charlottesville, Va. (Fluvanna)
89	Christian Conklin	TE	6-3/244	RSo.	Richmond, Va. (Clover Hill)
90	Evan Kelly	DL	6-2/285	RSo.	Pittsburgh, Pa. (Seton LaSalle)
91	Adam Farley	DL	6-1/307	Sr.	Charlotte, N.C. (Charlotte Catholic)
92	Andrew Tallman	DL	6-5/255	RSo.	Boston, Mass. (Miami/Boston College)
93	Nick Velardo	DL	6-2/255	RSo.	Charlotte, N.C. (Providence Day)
95	Joey Landess	DL	6-3/265	RSo.	Dallas, Texas (Highland Park)
98	Winston Craig	DL	6-3/279	So.	Greensboro, N.C. (Lucy Ragsdale)
99	Matthew Kassebaum	K/P	5-8/160	RFr.	Annapolis, N.J. (Immaculata)
	Jarmal Bevels	WR	6-4/186	Fr.	Fredericksburg, Va. (James Monroe)
	Andrew Clyde	DL	6-2/250	Fr.	Dallas, Texas (Highland Park)
	Jared Coker	OL	6-4/285	Fr.	Niceville, Fla. (Briar Woods)
	Caleb Drake	QB	6-2/175	Fr.	Troy, N.C. (West Montgomery)
	D.J. Helkowski	P	6-2/175	Fr.	Warrenton, Va. (Fauquier)
	Stephon Jacob	TE	6-2/220	Fr.	Damascus, Md. (Damascus)
	Jarriel Jordan	DB	5-9/170	Fr.	Fort Washington, Md. (DeMatha)
	Alex Light	OL	6-5/283	Fr.	Salem, Va. (Salem)
	Blane Markham	OL	6-6/265	Fr.	Lynchburg, Va. (Liberty Christian Academy)
	Dale Matthews	LB	6-0/230	Fr.	Bowie, Md. (DeMatha)
	Trey Moore	LB	6-1/223	Fr.	Memphis, Tenn. (Memphis University School)
	DeAnthony Muse	DL	6-1/295	Fr.	Roanoke, Va. (Northside)
	Logan Sedergren	LB	6-3/193	Fr.	Concord, N.C. (Concord)
	Chad Wiggins	LB	6-1/225	Fr.	Centreville, Va. (Centreville)
	Marius Young	OL	6-3/275	Fr.	Richmond, Va. (Hermitage)



Quick Facts

Location	Stony Brook, N.Y.
Enrollment	24,361
Nickname	Seawolves
Website	GoSeawolves.org
Twitter	@StonyBrookFB
Facebook	facebook.com/StonyBrookFootball
Stadium	LaValle Stadium
Stadium Capacity	8,136
Stadium Surface	FieldTurf
President	Samuel L. Stanley, Jr., M.D.
Athletics Director	Shawn Heilbron
Head Coach	Chuck Priore (UAlbany, 1982)
Football Contact	Adam Gutes, Assistant Director of Athletic Communications
Football Contact Office Phone/Email	631-632-7125/adam.gutes@stonybrook.edu
Offensive Starters Returning/Lost	7/5
Defensive Starters Returning/Lost	6/5

2013 Results (5-6, 3-5 CAAFB)


Home Stadium: LaValle Stadium (8,136)

Home: 2-3 Away: 3-3 vs. Top 25 (TSN): 0-4 vs. Top 25 (Coach): 1-4

Total Home Attendance: 33,802 Average Home Attendance: 6,760

Sept. 7	17/13	*at Rhode Island	W 24-0	4,302
Sept. 14	17/13	at Buffalo (ESPN3)	L 26-23 (F/50T)	24,013
Sept. 21	16/12	*at 20/22 Villanova (CSN-MA/TCN-P/CSN-NE/SNY/CSS)	L 6-35	11,617
Sept. 28	rv/23	*3/2 Towson	L 21-35	7,859
Oct. 5	rv/rv	Bryant	W 21-13	11,224
Oct. 12	rv/-	at Colgate	W 27-3	3,611
Oct. 26	rv/-	*20/22 New Hampshire	L 13-31	5,420
Nov. 2	rv/-	*at 10/11 Maine (WVII)	L 14-19	4,068
Nov. 9		*Richmond	L 31-39	4,787
Nov. 16		*at rv/25 James Madison (CSN-MA/CSN-MA+/CSN-NE/CSS/SNY/TCN-P)	W 41-38	17,969
Nov. 23		*UAlbany	W 24-3	4,512

SEAWOLVES HEAD COACH CHUCK PRIORE 8 SEASONS (2006-2013)



Collegiate Overall Record (Years)	91-49 (14 years)
Record at CAA Football Schools (Years)	5-6 (1 year)
Record in CAA Football Games (Years)	3-5 (1 year)

Stony Brook Coaching Staff

Jeff Behrman	Offensive Coordinator/Quarterbacks
Lyle Hemphill	Defensive Coordinator/Safeties
Rob Neviaser	Offensive Line
Tony Thompson	Special Teams
Bobby McIntyre	Linebackers
Kyle Smith	Running Backs
Rich Reichert	Cornerbacks
Rob Noel	Defensive Line
Andrew Jackson	Asst. Defensive Line
Brett Arce	Wide Receivers
Omar King	Defensive Assistant
Steve Martino	Offensive Assistant

2014 Schedule

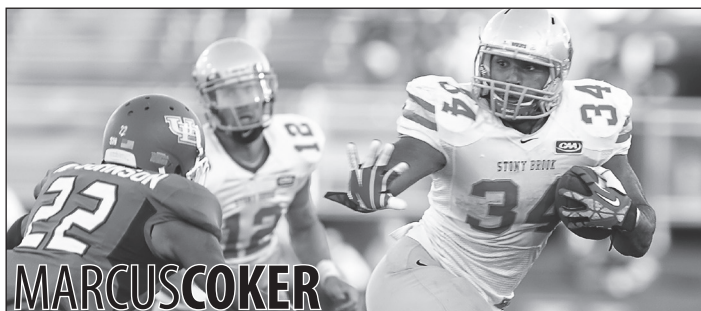
Date	Opponent	Location	Series Record
Aug. 28	Bryant	Stony Brook, N.Y.	2-0
Sept. 6	at Connecticut	East Hartford, Conn.	First Meeting
Sept. 13	American International	Stony Brook, N.Y.	2-2
Sept. 20	at North Dakota	Grand Forks, N.D.	0-1
Sept. 27	*William & Mary	Stony Brook, N.Y.	First Meeting
Oct. 4	*at Towson	Towson, Md.	0-1
Oct. 11	*Maine	Stony Brook, N.Y.	1-2
Oct. 18	*at Elon	Elon, N.C.	0-2
Oct. 25	*at New Hampshire	Durham, N.H.	0-2
Nov. 8	*James Madison	Stony Brook, N.Y.	1-0
Nov. 15	*Rhode Island	Stony Brook, N.Y.	1-0
Nov. 22	*at Albany	Albany, N.Y.	6-9



CODYPRECHT



CHRISTIANRICARD



MARCUSCOKER



WILLTYE



CODY PRECHT
CENTERPOINT, N.Y.
HARBORFIELDS

OL	6-3	290	SR.
----	-----	-----	-----

- Will be one of the first OL under Chuck Prieore to start more than 40 games
- 2014 Tri-Captain
- Most versatile lineman has played three line positions during career
- Has blocked for a pair of 1,000-yard rushers in 2 of 3 seasons
- Is in the midst of 31 straight starts



CHRISTIAN RICARD
SPENCER, MASS.
DAVID PROUTY

DB	6-1	205	SR.
----	-----	-----	-----

YEAR	GP	S-A-Tackles	SK/TFL	Int	PBU	FF/FR
2011	11	1-5-6	0.0/0.0	0	0	0/0
2012	13	36-17-53	0.0/3.0	0	0	1/1
2013	11	63-28-91	0.0/2.0	0	4	0/0
Career	35	100-50-150	0.0/5.0	0	4	1/1

- 2014 Tri-Captain
- Seawolves' top returning tackler (91 tackles)
- 91 tackles is the sixth most in a season in Stony Brook's Division I history
- 2013 second team All-CAA
- Recorded a career-high 17 tackles in win at James Madison



MARCUS COKER
BELTSVILLE, MD.
DEMATHA CATHOLIC/IOWA

RB	6-0	230	SR.
----	-----	-----	-----

YEAR	GP	No.	Yds	TD	Long	Avg/G	Avg/C
2010 (Iowa)	7	114	622	3	62	88.9	5.5
2011 (Iowa)	12	252	1,384	15	50	115.3	4.9
2012	13	210	1,018	9	58	78.3	4.8
2013	2	57	193	1	18	96.5	3.4
Career	34	633	3227	28	62	94.9	5.1

- Returns for 5th season after receiving medical redshirt for 2013
- One of the top returning RBs in FCS
- Owns a career average of 5.1 yards per carry
- Has rushed for four games with 100 or more yards at Stony Brook
- Has rushed for more than 1,000 yards in two of three full seasons



WILL TYE
MIDDLETOWN, CONN.
SALISBURY SCHOOL/FLORIDA ST.

TE	6-3	260	SR.
----	-----	-----	-----

YEAR	GP	No.	Yds	TD	Long	Avg/G	Avg/C
2011 (FSU)	4	1	7	0	7	1.75	7.0
2012 (FSU)	4	0	0	0	0	0.0	0.0
2013	11	45	520	4	37	47.2	11.6
Career	19	46	527	4	37	27.7	11.5

- 2014 Tri-Captain
- 45 catches for 520 yards and 4 touchdowns as a junior
- 277 of 520 yards came in the final four games of the season
- Also served as a valuable commodity on punt return

Playing Career

1978-82 University at Albany

Coaching Career

1983-85 Running Backs/Strength Coach, Albany
 1986-91 Offensive Coordinator/Strength Coach, Union
 1992-99 Offensive Coordinator/Strength Coach, Pennsylvania
 2000-05 Head Coach, Trinity
 2006- Head Coach, Stony Brook


Personal

Hometown

Long Beach, N.Y.

Alma Mater

UAlbany '82



Priore's Year-By-Year Record

Year	School	Record	Conf./Finish	Postseason
2000	Trinity	4-4		
2001	Trinity	4-4		
2002	Trinity	7-1		
2003	Trinity	8-0		
2004	Trinity	8-0		
2005	Trinity	3-8		
Trinity Totals		39-9 (.813)		
2006	Stony Brook	5-6		
2007	Stony Brook	6-5		
2008	Stony Brook	5-6		
2009	Stony Brook	6-5		
2010	Stony Brook	6-5		
2011	Stony Brook	9-4		NCAA 2nd Round
2012	Stony Brook	9-4		NCAA 2nd Round
2013	Stony Brook	5-6	3-5/T8th	
Stony Brook Totals		52-40 (.580)		
Career Totals		91-49 (.650)		

All-Time Stony Brook Coaching Records

Coach	Years	Record	Pct.	Conf.	Pct.
Sam Kornhauser	1984-05	105-110-2	.488		
Chuck Priore	2006-	52-40	.565	3-5	.375



Starters Returning/Lost

Total No. of Starters Returning: 13

Offense: 6

- WR - Adrian Coxson
RB - James Kenner
C - Mike Lisi
TE - Tanner Nehls
RT - Cody Precht
TE - Will Tye

Defense: 6

- DB - Naim Cheeseboro
DL - Kevin Hauter
DL - Victor Ochi
DB - Christian Ricard
DL - Aaron Thompson
DB - Jaheem Woods

Special Teams: 1

- K - Graham Ball

Total No. of Starters Lost: 12

Offense: 6

- LG - Fernando Diaz
RG - Arthur Doakes
WR - Malcolm Eugene
FB - Matt Faiella
LT - Scott Hernandez
QB - Lyle Negron

Defense: 5

- DL - Dimetrius Bernard
LB - Jawara Dudley
LB - Reggie Franklin
DB - Ivan May
DB - Derrick Morgan

Special Teams: 1

- P - Nick Ferrara

NOTE: Special Teams include kickers and punters only.

2014 Newcomers

Table with 4 columns: Name, Pos., Ht./Wt., Hometown/HS (Last School). Lists 55 new players including Stacey Bedell, Mike Bianco, Joe Carbone, etc.

Seawolves Roster

Roster table with 6 columns: No., Name, Cl., Pos., Ht./Wt., Hometown (High School/Last School). Lists 99 players from Adrian Coxson to Allen Singleton.



Quick Facts

Location	Towson, Md.
Enrollment	21,464
Nickname	Tigers
Website	towsontigers.com
Twitter	@Towson_FB
Facebook	facebook.com/TowsonFootball
Stadium	Minnegan Field at Johnny Unitas Stadium
Stadium Capacity	11,198
Stadium Surface	Artificial Grass
President	Dr. Maravene Loeschke
Athletics Director	Tim Leonard
Head Coach	Rob Ambrose (Towson, 1993)
Football Contact	TBA
Football Contact Office Phone/Email	TBA/TBA
Offensive Starters Returning/Lost	4/8
Defensive Starters Returning/Lost	7/4

2013 Results (13-3, 6-2 CAAFB)

Home Stadium: Unitas Stadium (11,198)

Home: 4-2 Away: 9-0 vs. Top 25 (TSN): 5-3 vs. Top 25 (Coach): 6-2
 Total Home Attendance: 50,838 Average Home Attendance: 8,473

Aug. 29	11/12	at Connecticut (ESPN3)	W 33-18	30,689
Sept. 7	5/6	at Holy Cross	W 49-7	6,281
Sept. 14	4/4	Delaware State	W 49-7	10,302
Sept. 21	4/3	at North Carolina Central	W 35-17	4,037
Sept. 28	3/2	*at rv/23 Stony Brook	W 35-21	7,859
Oct. 5	3/2	*19/18 New Hampshire (CSN-MA/CSN-P/CSN-NE/SNY)	W 44-28	9,511
Oct. 12	3/2	*15/15 Villanova (NBCSN)	L 35-45	10,234
Oct. 19	7/7	*at UAlbany (TWC)	W 44-17	8,500
Oct. 26	8/6	*at Richmond (CSN-MA/CSN-NE/CSN-P/CSS/SNY)	W 48-32	8,700
Nov. 2	7/6	*21/rv Delaware	L 31-32	8,741
Nov. 16	10/7	*at 16/20 William & Mary	W 15-9	9,674
Nov. 23	7/5	*rv/rv James Madison (NBCSN)	W 28-17	7,379
Dec. 7	5/4	9/10 Fordham (ESPN3)	W 48-28	4,671
Dec. 13	5/4	at 2/2 Eastern Illinois (ESPN2)	W 49-39	3,850
Dec. 21	5/4	at 3/3 Eastern Washington (ESPNU)	W 35-31	6,209
Jan. 4	5/4	vs. 1/1 North Dakota State (ESPN2)	L 7-35	19,802



**TIGERS HEAD COACH
 ROB AMBROSE
 5 SEASONS (2009-2013)**


Collegiate Overall Record (Years)	35-36 (6 years)
Record at CAA Football Schools (Years)	32-29 (5 years)
Record in CAA Football Games (Years)	20-20 (5 years)

Towson Coaching Staff

Jared Ambrose	Offensive Coordinator/Quarterbacks
Matt Hachmann	Defensive Coordinator/Inside Linebackers
Jon Schwartz	Outside Linebackers
John Donatelli	Offensive Line
Mike Moysenko	Wide Receivers
Reno Ferri	Tight Ends
Dassin Blackwell	Running Backs
Joe Tricario	Secondary/Special Teams
Derrick Johnson	Cornerbacks
Konstantinos Kosmakos	Defensive Line

2014 Schedule

Date	Opponent	Location	Series Record
Aug. 30	Central Conn. St.	Towson, Md.	6-2
Sept. 6	at West Virginia	Morgantown, W.Va.	First Meeting
Sept. 13	at Delaware St.	Dover, Del.	10-6
Sept. 20	North Carolina Central	Towson, Md.	1-0
Sept. 27	*Maine	Towson, Md.	5-6
Oct. 4	*Stony Brook	Towson, Md.	1-0
Oct. 11	*at James Madison	Harrisonburg, Va.	6-18-1
Oct. 18	*at Delaware	Newark, Del.	5-10
Nov. 1	*Elon	Towson, Md.	3-0
Nov. 8	*at Villanova	Villanova, Pa.	4-6
Nov. 15	*William & Mary	Towson, Md.	3-7
Nov. 22	*at Rhode Island	Kingston, R.I.	6-6



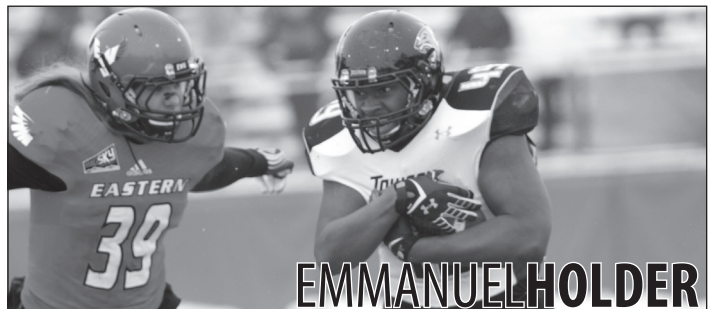
SPENCER WILKINS



RYAN DELAIRE



TY SMITH



EMMANUEL HOLDER



SPENCER WILKINS
 ELLICOTT CITY, MD.
 MOUNT HEBRON

WR	5-11	185	SR.
----	------	-----	-----

YEAR	GP	No.	Yds	TD	Long	Avg/G	Avg/C
2011	11	9	123	1	36	11.2	13.7
2012	11	32	352	1	26	32.0	11.0
2013	9	40	691	4	80	76.8	17.3
Career	31	81	1166	6	80	37.6	14.4

- Third team All-CAA in 2013
- Started 8 of 9 games before injury ended his 2013
- Had 691 yards receiving on 40 catches
- Topped the 100-yard receiving mark in three-straight games
- On 2014 CFPA Wide Receiver Watch List




RYAN DELAIRE
 BLOOMFIELD, CONN.
 WINDSOR

DE	6-4	250	SR.
----	-----	-----	-----

YEAR	GP	S-A-Tackles	SK/TFL	Int	PBU	FF/FR
2011 (UMass)	10	3-6-9	0.5/1.0	0	0	0
2012 (UMass)	8	10-9-19	2.5/5.0	0	0	0/1
2013	15	43-25-68	11.5/17.5	0	3	2/4
Career	33	56-40-96	14.5/23.5	0	3	2/5

- Named as All-American in 2013
- Selected to the first team All-CAA
- Led the CAA in total tackles for a loss and total sacks
- Also stood first in the league in fumbles recovered, starter in 15 games
- His 11.5 sacks for 73 yards led the team
- His 17.5 TFL were also a team best



TYE SMITH
 RALEIGH, N.C.
 WAKEFIELD

CB	6-1	180	SR.
----	-----	-----	-----

YEAR	GP	S-A-Tackles	SK/TFL	Int	PBU	FF/FR
2011	11	35-14-49	1.0/2.0	2	3	1/1
2012	11	52-22-74	2.5/3.0	1	5	2/1
2013	16	75-28-103	1.0/4.5	2	12	2/1
Career	38	163-64-227	4.5/9.5	5	20	5/3

- Second team All-CAA in 2013
- Ranked eighth in the CAA in passes defended (14)
- Third on the team in tackles (103)
- Earned CAA Defensive Player of the Week honors after leading Towson to a win over JMU with 10 tackles, one INT and three pass breakups



EMMANUEL HOLDER
 BALTIMORE, MD.
 NORTHWESTERN

FB	5-11	255	JR.
----	------	-----	-----

YEAR	GP	No.	Yds	TD	Long	Avg/G	Avg/C
2012	10	3	22	0	17	2.2	7.3
2013	16	2	17	0	14	1.1	8.5
Career	26	5	39	0	17	1.5	7.8

- A first team All-CAA selection
- Named as an All-American in 2013
- Starter in 13 games
- Had 16 receptions for 172 yards and three touchdowns

Playing Career

1989-91Towson University

Coaching Career

1992-93Wide Receivers, Towson
 1994-96 Wide Receivers/Recruiting Coordinator, Towson
 1997-99 Offensive Coordinator, Towson
 2000..... Associate Head Coach/Offensive Coordinator, Towson
 2001.....Head Coach, Catholic
 2002-04 Quarterbacks, Connecticut
 2005-08Offensive Coordinator, Connecticut
 2009- Head Coach, Towson

Personal

Hometown

Skokie, Ill.

Alma Mater


Towson '93

Wife

Melissa

Children

Grace, Riley



Ambrose's Year-By-Year Record

Year	School	Record	Conf./Finish	Postseason
2001	Catholic	3-7		
Catholic Totals		3-7 (.300)		
2009	Towson	2-9	1-7/6th (South)	
2010	Towson	1-10	0-8/10th	
2011	Towson	9-3	7-1/1st	NCAA 2nd Round
2012	Towson	7-4	6-2/T1st	
2013	Towson	13-3	6-2/T2nd	NCAA Finals
Towson Totals		32-29 (.525)		
Career Record		35-36 (.493)		

All-Time Towson Coaching Records

Coach	Years	Record	Pct.	Conf.	Pct.
Carl Runk	1969-71	11-14-1	.397		
Phil Albert	1972-91	117-91-3	.562		
Gordy Combs	1992-08	92-90	.505	9-31	.225
Rob Ambrose	2009-	32-29	.525	20-20	.500



Starters Returning/Lost

Total No. of Starters Returning: 12

Offense: 4

- OG - Sam Evans
- FB - Emmanuel Holder
- WR - Derrick Joseph
- WR - Spencer Wilkins

Defense: 7

- OLB - Bryton Barr
- SS - Christian Carpenter
- DE - Drew Cheripko
- DE - Ryan Delaire
- DT - Jon Desire
- FS - Donnell Lewis
- CB - Tye Smith

Special Teams: 1

- P - Jake Ryder

Total No. of Starters Lost: 14

Offense: 8

- QB - Peter Athens
- OG - Anthony Davis
- RT - Randall Harris
- WR - Leon Kinnard
- TE - James Oboh
- LT - Eric Pike
- OC - Doug Shaw
- RB - Terrance West

Defense: 4

- OLB - Telvion Clark
- DT - Arnold Farmer
- MLB - Monte Gaddis
- CB - Jordan Love

Special Teams: 2

- PK/P - Drew Evangelista
- PK - D.J. Soven

NOTE: Special Teams include kickers and punters only.

2014 Newcomers

Name	Pos.	Ht./Wt.	Hometown/HS (Last School)
Dontea Ayres	RB	5-8/205	Salisbury, Md./Middletown (Del.)
Jesus Barrio	OL	6-5/276	McKinney, Texas/McKinney Boyd
Reece Burnett	DT	6-2/350	Springfield, Va./Lake Braddock
Niquekko (Nico) Cook	DE	6-5/225	Odenton, Md./Meade
Monty Fenner	CB	6-0/171	Chesapeake, Va./Smith
Sam Gallahan	WR	6-1/190	Springfield, Va./St. Stephen's & St. Agnes School
James Hall	OT	6-5/317	Cape Coral, Fla./Cape Coral
Will Hayes	LS	6-1/219	Winston-Salem, N.C./North Forsyth
Zach Heron	TE	6-5/220	Manchester, Md./Manchester Valley
Matt Kauffman	OT	6-5/291	York, Pa./York Suburban
Ellis Knudson	QB	6-2/240	Alexandria, Va./Hayfield
Tyron McDade	CB	5-10/170	Bowie, Md./Friendship Collegiate Academy
Eddie Releford	DE	6-1/225	Tacoma, Wash./Lake
James Scott	LB	6-1/215	Gloucester, Va./Gloucester
Danny Sutton	PK/P	6-0/165	New Hope, Pa./New Hope Solebury
Marquise Watts	TE	6-4/232	LaPlata, Md./North Point
Greg White	RB	5-9/190	Philadelphia, Pa./West Catholic

Tigers Roster

No.	Name	Pos.	Ht./Wt.	Cl.	Hometown (High School/Last School)
2	Derrick Joseph	WR	5-8/145	Sr.	Waldorf, Md. (Maurice J. McDonough)
4	Connor Frazier	QB	6-0/200	Jr.	Gaithersburg, Md. (Damascus H.S.)
6	Arione Scott	WR	6-2/170	Jr.	Lauderhill, Fla. (Nova H.S.)
10	Spencer Wilkins	WR	5-11/185	Sr.	Ellicott City, Md. (Mount Hebron H.S.)
11	Joe Brennan	QB	6-3/208	RSr.	Audubon, N.J. (Camden Catholic)
12	Christian Carpenter	ATHLETE	6-2/185	RFr.	Aberdeen, Md. (Aberdeen H.S.)
12	Heath Dahlgren	QB	6-1/205	RFr.	Frederick, Md. (Governor Thomas Johnson H.S.)
15	Donnell Lewis	CB	5-10/160	Jr.	Newport News, Va. (Woodside H.S.)
16	Ryan Egolf	QB	6-0/199	So.	Phoenixville, Pa. (Bishop Shanahan H.S.)
17	Price Litton	QB	6-3/215	Jr.	Matthews, N.C. (Providence Day School)
17	Joe McCargo	LB	6-0/198	Jr.	Severn, Md. (Old Mill H.S.)
18	Andre Dessenberg	WR	6-3/190	So.	Virginia Beach, Va. (Green Lakes H.S.)
19	Juleon Killikelly-Lee	CB	5-10/160	So.	Gwynn Oak, Md. (Woodlawn H.S.)
20	DeAngelo Stephenson	DB	5-9/170	So.	Charleston, S.C. (Bishop England H.S.)
22	Bryton Barr	LB	6-0/220	RSr.	Camp Hill, Pa. (Mechanicsburg Area H.S.)
23	Walter Dunston	OLB	6-0/195	Jr.	West Windsor, N.J. (West Windsor Plainsboro H.S.)
24	Tye Smith	CB	6-0/170	Sr.	Raleigh, N.C. (Wakefield H.S.)
25	Navassa Brown	WR	5-9/170	Jr.	Reisterstown, Md. (Franklin H.S.)
26	Brian Charles	S	5-11/183	So.	Riverdale, Md. (DeMatha Catholic H.S.)
27	Darius Victor	RB	5-8/210	So.	Hyattsville, Md. (Northwestern H.S.)
29	Brian Dowling	WR-RB	5-10/190	Sr.	Wayne, N.J. (Wayne Hills H.S.)
30	Isaiah Diaz-Mays	WR	6-3/185	RFr.	Union City, N.J. (Union City H.S.)
31	Jalil Gordon	DB	5-11/185	Jr.	South Lake, Texas (Carroll H.S.)
32	Trea Jones	RB	5-10/205	Sr.	Wake Forest, N.C. (Wake Forest Rolesville H.S.)
33	Vince DePaola	OLB	6-0/200	Jr.	Parkton, Md. (Hereford H.S.)
34	Brandon Berney	FB	5-11/220	Jr.	Frederick, Md. (Gov. Thomas Johnson H.S.)
37	Alfonso Augustine	DB	6-0/170	RFr.	Wyncote, Pa. (George Washington H.S.)
37	Justin Kulcsar	WR	6-2/175	RFr.	New Milford, N.J. (Bergen Catholic H.S.)
38	Riley Davis	LB	6-0/220	So.	Highland, Md. (River Hill H.S.)
39	Fred Overstreet	LB	6-1/220	Sr.	Tampa, Fla. (Jefferson H.S.)
41	Jordan Mynatt	DB	6-2/186	RSr.	Columbia, Md. (Wide Lake H.S.)
45	Zack Vogelei	LB	6-1/220	RFr.	Cape May Court House, N.J. (Middle Township H.S.)
48	Dreon Johnson	FB	6-0/235	Jr.	Houston, Texas (Mayde Creek H.S.)
49	Emmanuel Holder	FB	5-11/255	Jr.	Baltimore, Md. (Calvert Hall H.S.)
50	Greg Grant	LB	6-1/225	Sr.	Olney, Md. (Sherwood H.S.)
51	D'Sean Cummings	DE	6-5/215	RFr.	Clinton, Md. (Frederick Douglass H.S.)
52	Malik Jackson	LB	5-11/220	So.	Reisterstown, Md. (Franklin H.S.)
53	James Simms	LB	6-3/190	RFr.	Laurel, Md. (Reservoir H.S.)
54	Drew Cheripko	DE	6-5/252	Sr.	Damestown, Md. (Northwest H.S.)
55	Brendon Gannon	DL	6-2/260	Sr.	Halethorpe, Md. (Cardinal Gibbons H.S.)
56	Ryan Delaire	DE	6-4/250	Sr.	Bloomfield, Conn. (Windsor H.S.)
58	Eric Handy	LB	6-0/230	So.	Columbia, Md. (Wide Lake H.S.)
59	Malik Johnson	DL	6-1/295	So.	Gaithersburg, Md. (Archbishop Spalding H.S.)
61	Sam Evans	OL	6-2/270	So.	Fallston, Md. (Loyola Blakefield H.S.)
65	Brady Stup	OC	6-6/295	So.	Frederick, Md. (Tuscarora H.S.)
69	Shayne Sullivan	OT	6-6/285	So.	Crofton, Md. (Archbishop Spalding H.S.)
72	Antonio Harris	OT	6-4/300	RFr.	Upper Marlboro, Md. (Wise H.S.)
73	Clifford Jones	DT	6-2/260	RFr.	Virginia Beach, Va. (Tallwood H.S.)
74	Fred Santarelli	OT	6-6/295	So.	Philadelphia, Pa. (The Hill School)
75	Derek Pittman	OT	6-5/300	Jr.	Lanham Md. (Palotti H.S.)
77	Shawn Flaherty	OC	6-2/275	RFr.	Oakland, N.J. (St. Joseph's Regional H.S.)
77	Amos Campbell	OL	6-3/272	So.	Montclair, N.J. (Montclair H.S.)
79	Jake Schunke	OT	6-5/300	Jr.	Wayne, N.J. (Wayne Hills H.S.)
80	Willie Ponder	WR	5-11/175	Jr.	Chesapeake, Va. (Western Branch H.S.)
82	Syd Holt	DE	6-4/210	So.	Union, N.J. (Sayreville War Memorial H.S.)
83	Daniel Vaughan	TE	6-3/235	Sr.	Chesapeake, Va. (Oscar F. Smith H.S.)
85	James Harrell	WR	5-10/160	RFr.	Waldorf, Md. (Maurice McDonough H.S.)
86	Brian Matthews	WR	6-2/175	RFr.	Perryville, Md. (Perryville H.S.)
87	Sean Mooney	TE	6-6/230	Jr.	Chester Springs, Pa. (Malvern Prep)
89	Tanner Vallely	TE	6-6/240	So.	Germantown, Md. (Seneca Valley H.S.)
91	Jake Ryder	P/K	6-0/175	So.	Olney, Md. (Sherwood H.S.)
92	Tre' Bowens	DE	6-4/230	RFr.	Bowie, Md. (The Maret School)
93	Max Tejada	DL	6-2/285	So.	Orange Park, Fla. (The Bolles School)
94	Tungie Coker	DT	6-2/245	Jr.	Forestville, Md. (Largo H.S.)
95	Stefan Janik	TE	6-4/250	Jr.	Sparks, Md. (Calvert Hall H.S.)
99	Jon Desir	DT	6-5/310	Jr.	Westbury, N.Y. (St. Anthony's H.S.)



Quick Facts

Location	Villanova, Pa.
Enrollment	6,584
Nickname	Wildcats
Website	villanova.com
Twitter	@NovaFootball
Facebook	facebook.com/Novaathletics
Stadium	Villanova Stadium
Stadium Capacity	12,000
Stadium Surface	Artificial Grass
President	Rev. Peter M. Donohue, OSA
Athletics Director	Vince Nicastro
Head Coach	Andy Talley (Southern Connecticut, 1967)
Football Contact	Dean Kenefick, Associate Athletics Director/Communications
Football Contact Office Phone/Email	610-519-6514/dean.kenefick@villanova.edu
Offensive Starters Returning/Lost	7/4
Defensive Starters Returning/Lost	8/3



**WILDCATS HEAD COACH
ANDY TALLEY
29 SEASONS (1985-2013)**

Collegiate Overall Record (Years)	232-143-2 (34 years)
Record at CAA Football Schools (Years)	204-125-1 (29 years)
Record in CAA Football Games (Years)	124-87 (29 years)

Villanova Coaching Staff

Mark Ferrante	Assistant Head Coach/Offensive Line
Sam Venuto	Offensive Coordinator/Quarterbacks
Billy Crocker	Defensive Coordinator/Linebackers
Brian Flinn	Wide Receivers
Tony Trisciani	Defensive Backs
Joe Trainer	Defensive Line/Special Team
Darrius Smith	Running Backs
David Riede	Cornerbacks
John Harrison	Offensive Assistant
Defensive Assistant	Seth Payne

2013 Results (6-5, 5-3 CAAFB)

Home Stadium: Villanova Stadium (12,000)

Home: 4-1	Away: 2-4	vs. Top 25 (TSN): 2-2	vs. Top 25 (Coach): 2-3
Total Home Attendance: 45,687		Average Home Attendance: 9,137	

Aug. 31	5/9	at Boston College (ESPNews)	L 14-24	30,922
Sept. 7	8/11	at Fordham	L 24-27	5,178
Sept. 21	20/22	*16/12 Stony Brook (CSN-MA/TCN-P/CSN-NE/SNY/CSS)	W 35-6	11,617
Sept. 28	19/21	rv/- Penn	W 35-6	8,717
Oct. 5	20/20	*rv/rv William & Mary	W 20-16	6,219
Oct. 12	15/15	*at 3/2 Towson (NBCSN)	W 45-35	10,234
Oct. 19	12/11	*at 25/23 New Hampshire (CSN-MA/TCN-P/CSN-NE/CSS/SNY)	L 28-29	6,332
Oct. 26	18/17	*11/14 Maine	L 35-37	9,017
Nov. 2	20/22	*at rv/23 James Madison (CSN-MA+/CSN-P/CSN-NE/SNY)	L 21-31	21,758
Nov. 9	rv/rv	*at Rhode Island	W 45-0	4,138
Nov. 23	rv/-	*vs. rv/rv Delaware (PPL Park)	W 35-34	10,117

2014 Schedule

Date	Opponent	Location	Series Record
Aug. 29	at Syracuse	Syracuse, N.Y.	1-2
Sept. 6	Fordham	Villanova, Pa.	20-4-4
Sept. 20	*James Madison	Villanova, Pa.	10-12
Sept. 27	at Penn	Philadelphia, Pa.	13-5
Oct. 4	*at Maine	Orono, Maine	8-9
Oct. 11	*Rhode Island	Villanova, Pa.	16-3
Oct. 18	*at William & Mary	Williamsburg, Va.	14-16-1
Oct. 25	Morgan St.	Villanova, Pa.	First Meeting
Nov. 1	*at Richmond	Richmond, Va.	21-10
Nov. 8	*Towson	Villanova, Pa.	6-4
Nov. 15	*Albany	Villanova, Pa.	First Meeting
Nov. 22	*at Delaware	Newark, Del.	25-21-1





JOE SARNESE
VENTNOR, N.J.
HOLY SPIRIT

DB	5-11	205	SR.
----	------	-----	-----

YEAR	GP	S-A-Tackles	SK/TFL	Int	PBU	FF/FR
2011	11	41-21-62	0.0/1.0	0	1	1/0
2012	12	55-26-81	0.0/2.5	4	3	0/0
2013	10	31-15-46	0.0/1.0	2	2	1/1
Career	33	127-62-189	0.0/4.5	6	6	2/1

- 2014 Co-captain
- 2012 third team All-CAA selection
- Has 189 career tackles and six career interceptions
- Started 29 of the 34 career games he has played in
- Has been credited with four double digit tackle games in his career



KEVIN MONANGAI
ROSELAND, N.J.
SETON HALL PREP

RB	5-8	215	SR.
----	-----	-----	-----

YEAR	GP	No.	Yds	TD	Long	Avg/G	Avg/C
2011	8	54	176	1	14	22.0	3.3
2012	12	212	1210	11	44	100.8	5.7
2013	11	130	672	5	57	58.5	4.9
Career	31	396	2103	17	57	65.5	5.1

- 2012 first team All-CAA selection
- Earned third team All-CAA honors in 2013
- Led the CAA in rushing as a sophomore in 2012
- Has 2,029 career rushing yards which ranks ninth on Villanova's all-time rushing list
- Owns eight career 100-yard rushing games
- Registered 1,210 yards rushing in 2012 which ranks as the third best single season mark in school history



JOHN ROBERTSON
PARAMUS, N.J.
PARAMUS

QB	6-1	215	R-JR.
----	-----	-----	-------

YEAR	GP	----- Passing -----			--- Rushing ---							
		Comp.	Att.	Int.	Yds.	TD	Lg.	Att.	Yds.	TD		
2011	Redshirt											
2012	12	152	253	7	1965	14	72	189	1021	14		
2013	11	169	247	7	1957	13	60	217	1405	20		
Career	23	321	500	14	3922	27	72	406	2426	34		

- 2014 CAA Preseason Offensive Player of the Year
- 2014 Sports Network preseason third team All-American
- Named second team All-CAA in 2013
- Ranks fourth on Villanova's all-time rushing list with 2,426 yards
- Tied for second on Villanova's career touchdown list with 34 scores
- Won the 2012 Jerry Rice Award as the top freshman in FCS football
- Owns 10 career 100-yard rushing games



POPPY LIVERS
SEASIDE, CALIF.
ST. FRANCIS

WR	5-7	165	SR.
----	-----	-----	-----

YEAR	GP	No.	Yds	TD	Long	Avg/G	Avg/C
2011	3	1	10	0	10	3.3	10.0
2012	12	20	215	0	63	17.9	10.8
2013	11	53	580	3	50	52.7	10.9
Career	26	74	805	3	63	31.0	10.9

- 2014 Co-captain
- Led team in receiving in 2013 with 53 catches for 580 yards and three touchdowns
- Earned third team All-CAA honors as a punt returner in 2012
- Became the first Wildcat since 1980 to return a punt for a touchdown when he recorded 66-yard return at Georgia State during the 2012 season
- Ranked second on the team in all-purpose offense last year with 87.1 yards per game

Playing Career

1964-67Southern Connecticut University

Coaching Career

1967-68 Assistant Coach, Simsbury (Conn.) High School
 1969 Secondary, Springfield
 1970-72 Backfield, Middlebury
 1973-78 Backfield, Brown
 1979-83 Head Coach, St. Lawrence
 1984- Head Coach, Villanova

Personal

Hometown

Berwyn, Pa.

Alma Mater

Southern Connecticut '67

Wife

Arlene

Children

Josh, Gina



Talley's Year-By-Year Record

Year	School	Record	Conf./Finish	Postseason
1979	St. Lawrence	3-6		
1980	St. Lawrence	5-4		
1981	St. Lawrence	5-4		
1982	St. Lawrence	10-1		NCAA (D-III) Semis
1983	St. Lawrence	5-3-1		
St. Lawrence Totals		28-18-1 (.606)		
1985	Villanova	4-0		
1986	Villanova	8-1		
1987	Villanova	6-4		
1988	Villanova	5-5-1	4-4/T3rd	
1989	Villanova	8-4	6-2/T1st	NCAA
1990	Villanova	6-5	5-3/T2nd	
1991	Villanova	10-2	7-1/T1st	NCAA
1992	Villanova	9-3	6-2/2nd	NCAA
1993	Villanova	3-8	1-7/6th (Mid-Atlantic)	
1994	Villanova	5-6	2-6/T4th (Mid-Atlantic)	
1995	Villanova	3-8	2-6/T5th (Mid-Atlantic)	
1996	Villanova	8-4	6-2/T2nd (Mid-Atlantic)	NCAA
1997	Villanova	12-1	8-0/1st (Mid-Atlantic)	NCAA Qtrs
1998	Villanova	6-5	4-4/T2nd (Mid-Atlantic)	
1999	Villanova	7-4	6-2/3rd	
2000	Villanova	5-6	3-5/T7th	
2001	Villanova	8-3	7-2/T1st	
2002	Villanova	11-4	6-3/T3rd	NCAA Semis
2003	Villanova	7-4	5-4/T4th	
2004	Villanova	6-5	3-5/4th (South)	
2005	Villanova	4-7	2-6/6th (South)	
2006	Villanova	6-5	5-3/2nd (South)	
2007	Villanova	7-4	5-3/T3rd (South)	
2008	Villanova	10-3	7-1/2nd (South)	NCAA Qtrs
2009	Villanova	14-1	7-1/T1st (South)	NCAA Champions
2010	Villanova	9-5	5-3/T3rd	NCAA Semis
2011	Villanova	2-9	1-7/9th	
2012	Villanova	8-4	6-2/T1st	NCAA 1st Round
2013	Villanova	6-5	5-3/4th	
Villanova Totals		204-125-1 (.620)		
Career Record		232-143-2 (.618)		

All-Time Villanova Coaching Records

Coach	Years	Record	Pct.	Conf.	Pct.
Michael J. Murphy	1894	1-0	1.000		
James A. McDonald	1895-96	14-6	.700		
John F. Bagley	1897-98	5-9-2	.375		
Richard F. Nallin	1899	7-2-1	.750		
John A. Powers	1900	5-1-3	.722		
John J. Egan	1901	2-3	.400		
Timothy M. O'Rourke	1902	4-3	.571		
Martin L. Caine	1903	2-2	.500		
Fred J. Croluis	1904-11	15-38-5	.302		
Charles McGeehan	1912	3-3	.500		
Thomas St. Germaine	1913	4-2-1	.643		
Frank A. Sommer	1914-15, 24	12-9-2	.565		
Edward M. Bennis	1916	1-8	.111		
Thomas M. Reap	1917-20	9-12-5	.442		
Allie C. Miller	1921-22	11-4-3	.694		
Hugh V. McGeehan	1923	0-7-1	.063		
Harry Stuhldreder	1925-35	65-25-9	.702		
Maurice J. Smith	1936-42	41-17-3	.697		
Jordan A. Olivar	1943-48	33-20-2	.618		
James R. Leonard	1949-50	12-6	.666		
Arthur F. Raimo	1951-53	16-10-1	.611		
Francis X. Reagan	1954-59	16-36	.308		
Alexander F. Bell	1960-66	35-30	.538		
John C. Gregory	1967-69	16-13	.551		
Louis A. Ferry	1970-74	20-26-1	.436		
James C. Weaver	1974	3-5	.375		
Richard Bedesem	1975-80	30-35-1	.462		
Andy Talley	1985-	204-125-1	.620	124-87	.588



Starters Returning/Lost

Total No. of Starters Returning: 15

Offense: 7

..... OC - Ross Hall
 WR - Clay Horne
OT - Vince Kowalski
 WR - Poppy Livers
RB - Kevin Monangai
 TE - Earnest Pettway
QB - John Robertson

Defense: 8

..... LB - Don Cherry
 LB - Joey Harmon
LB - Corey Majors
 WS - Cameron McCurry
SS - Jerry Miles
 DE - Reggie Paris
FS - Joe Sarnese
 DL - Pat Williams

Special Teams: 0

Total No. of Starters Lost: 8

Offense: 4

..... OG - Josh Bucci
 WR - Joe Price
 OG - Dan Shirey
OT - Bill Vogel

Defense: 3

..... DE - Rakim Cox
 CB - Craig James
 DL - Antoine Lewis

Special Teams: 1

..... P/PK - Mark Hamilton

NOTE: Special Teams include kickers and punters only.

2014 Newcomers

Name	Pos.	Ht./Wt.	Hometown/HS (Last School)
Zack Bednarczyk	QB	6-1/190	Wallington, N.J./DePaul Catholic
Chris Buchalski	OL	6-3/280	Sound Beach, N.Y./Miller Place
Eric Drains	DL	6-4/275	Philadelphia, Pa./Father Judge
Matt Gudzak	RB	5-9/190	Toms River, N.J./Toms River East
Brandon Hitner	OL	6-6/255	Glen Mills, Pa./Garnet Valley
Alex Padovani	WR	6-0/190	Hammonton, N.J./Hammonton
Taurus Phillips	WR	5-9/175	Beacon, N.Y./Beacon
Malik Reaves	DB	6-0/180	Jacksonville, Fla./Duncan Fletcher
Rob Rolle IV	DB	6-0/175	Newfield, N.J./Delsea Regional
Ed Shockley	LB	5-11/215	Millville, N.J./Millville Senior
Jeff Steeb	LB	6-0/225	Sweetwater, N.J./Holy Spirit
Rasaan Stewart	DB	6-1/180	Collegeville, Pa./Perkiomen Valley
Steve Weyler	PK	5-10/170	Media, Pa./Cardinal O'Hara
Ricky Young	DL	6-2/290	Telford, Pa./Souderton

Wildcats Roster

No.	Name	Pos.	Cl.	Ht./Wt.	Hometown (High School/Last School)
1	Austin Medley	RB	Sr.	5-11/205	Franklinville, N.J./ Delsea
2	Kevin Monangai	RB	Sr.	5-8/215	Roseland, N.J./ Seton Hall Prep
3	Mike Burke	WR	Jr.	6-2/205	Columbia, Pa./Columbia
6	Jason Ceneus	DB	So.	5-9/165	New Rochelle, N.Y./ New Rochelle
7	Cameron McCurry	DB	Jr.	5-11/200	Orange Park, Fla./ Fleming Island
8	Trey Johnson	DB	So.	5-11/160	Lutz, Fla./ Steibrenner
9	Aaron Wells	WR	Jr.	5-8/195	Elliott City, Md./ River Hill
10	Peter Burkly	QB	So.	5-9/180	Boonton Twp., N.J./ Seton Hall Prep
12	Chris Polony	QB	Sr.	6-3/215	Whitehall, Pa./ Whitehall
13	Shayne Jones	DB	So.	6-0/200	Hillsborough, N.J./ Immaculata
15	Joey Harmon	LB	Sr.	6-0/235	Pembroke Pines, Fla./ Salisbury School (Conn.)
16	Cody Pittman	QB	Jr.	5-9/180	Los Alamitos, Calif./ Servite
18	Poppy Livers	WR	Jr.	5-7/170	Seaside, Calif./ St. Francis
19	John Robertson	QB	Jr.	6-1/215	Paramus, N.J./ Paramus
20	Joe Sarnese	DB	Sr.	5-11/205	Ventnor, N.J./ Holy Spirit
22	Jamal Abdur-Rahman	WR	Jr.	5-9/175	Philadelphia, Pa./ LaSalle
23	Lorenzo Fertitta	DB	Rfr.	5-9/165	Las Vegas, Nev./ Bishop Gorman
24	Wesley Smith	DB	Rfr.	5-9/170	Miramar, Fla./ University School
25	Connor Cuccinelli	WR	So.	6-5/220	Rutherford, N.J./ Saint Mary
26	C.J. Logan	DB	So.	5-11/195	Watertown, Mass./ Northfield Mt. Hermon
28	Chris Burley	WR	Jr.	5-11/180	Dover, Ohio/ Tuscarawas Central Catholic
29	Jerry Miles	DB	Sr.	5-11/200	Dublin, Ohio/ Scioto
30	Matt McCann	DB	Jr.	5-9/210	Pittsburgh, Pa./ Keystone Oaks
32	Javon White	RB	Jr.	5-11/185	Telford, Pa./ Souderton
34	Travis Clark	LB	So.	5-10/205	Rumson, N.J./ Rumson-Fair Haven
35	Chris Gough	PK	Sr.	6-3/185	Winslow, N.J./ St. Augustine Prep
36	Gary Underwood	RB	Jr.	5-11/210	Cincinnati, Ohio/ Winton Woods
37	Terrance Howell	DB	Jr.	5-9/170	Columbia, Md./ River Hill
38	Vince Thompson	RB	So.	5-11/195	Pipersville, Pa./ Central Bucks East
39	Matt Rushton	DB	So.	5-10/195	Media, Pa./ Episcopal Academy
40	Fred O'Connor	RB	Sr.	5-9/215	Keswick, Va./ Covenant School
41	Nick Fernandez	DB	So.	5-8/170	Miami, Fla./ Christopher Columbus
42	Corey Majors	LB	Jr.	6-0/235	Levittown, Pa./ Worcester Academy (Mass.)
43	Justin Causa	WR	So.	5-11/190	Wyomissing, Pa./ Wyomissing Area
44	Don Cherry	LB	Jr.	6-1/230	Trumbull, Conn./ Trumbull
45	Austin Calitro	LB	So.	6-0/240	Danbury, Conn./ Danbury
46	Robert Witman	WR	So.	6-4/185	Pottsville, Pa./ Pottsville
47	Dayo Kuteji	LB	Jr.	6-0/215	Upper Darby, Pa./ Upper Darby
48	Joe Barrett	LB	So.	6-0/215	West Chester, Pa./ Malvern Prep
49	T.J. White	LB	So.	6-1/225	West Chester, Pa./ Henderson
51	Jonathan Green	OL	So.	6-2/310	Ashland, Pa./ North Schuylkill
52	Pat Williams	DL	Sr.	6-0/295	Ft. Lauderdale, Fla./ University School
53	Mike Williams	DL	Rfr.	6-4/300	Woodlawn, Md./ Archbishop Spalding
54	Dillon Lucas	LB	Sr.	6-0/230	Medford, N.J./ Shawnee
55	Jordan Hunter	DL	Jr.	6-2/305	Burlington Twp., N.J./ Burlington Twp.
56	Manny Aleshinloye	LB	So.	5-11/195	Hershey, Pa./ Milton Hershey School
57	Noble Ajakaiye	DL	Jr.	6-0/250	Harrisburg, N.C./ Hickory Ridge
60	Matt Donoghue	OL	Rfr.	6-4/285	Garnet Valley, Pa./ Garnet Valley
63	Fran Walsh	DL	So.	6-0/235	Warrington, Pa./ Archbishop Wood
65	Nico D'Angelo	OL	So.	6-3/295	Margate, N.J./ Holy Spirit
67	Justin Rhinesmith	OL	Jr.	6-3/290	Gate Cape Court House, N.J./ Middle Twp.
71	Peter Sotiriou	OL	Sr.	6-3/295	Silver Spring, Md./ Our Lady of Good Counsel
72	George Benakis	OL	Jr.	6-5/340	Toronto, Ontario/ Bridgeton Academy (Maine)
73	Ross Hall	OL	Sr.	6-4/300	Leola, Pa./ Lancaster Catholic
74	Kyle Wallace	OL	Sr.	6-2/280	Larksville, Pa./ Wyoming Seminary
76	Vince Kowalski	OL	Sr.	6-4/305	Williamstown, N.J./ Williamstown
77	Josh Polonio	OL	Sr.	6-3/295	Diamond Bar, Calif./ Damien
78	Jake Prus	OL	So.	6-6/285	Woodstown, N.J./ Woodstown
79	Brad Seaton	OL	So.	6-8/290	Bronx, N.Y./ Brunswick School (Conn.)
80	Lincoln Collins	WR	Rfr.	6-3/180	Nahant, Mass./ Boston College H.S.
81	Earnest Pettway	TE	Sr.	6-4/250	Long Beach, Calif./ Long Beach Poly
83	Anthony DeGamillo	WR	Jr.	6-3/205	Bentleyville, Ohio/ Chagrin Falls
84	Morgan Craig	TE	Sr.	6-2/250	Clarks Summit, Pa./ Abington Heights
85	Kevin Gulyas	WR	Jr.	5-11/185	Allentown, Pa./ Allentown Central Catholic
86	Jacob Gribb	WR	Jr.	6-2/205	Pottstown, Pa./ Pope John Paul II
87	Clay Horne	WR	Sr.	6-6/225	St. Paul, Minn./ Lawrence Academy (Mass.)
88	Reggie Paris	DL	Jr.	6-3/245	Pemberton, N.J./ Pemberton
91	Thomas Plonski	DL	So.	6-5/250	Brooklyn, N.Y./ Brooklyn Tech
92	Tanoh Kpassagnon	DE	So.	6-7/260	Ambler, Pa./ Wissahickon
94	John Hinchen	P/PK	So.	5-11/165	Saddle River, N.J./ Northern Highlands
97	Doug Turrell	TE	Sr.	6-5/275	Orefield, Pa./ Parkland
	Zack Bednarczyk	QB	Fr.	6-1/190	Wallington, N.J./ DePaul Catholic
	Chris Buchalski	OL	Fr.	6-3/280	Sound Beach, N.Y./ Miller Place H.S.
	Eric Drains	DL	Fr.	6-4/275	Philadelphia, Pa./ Father Judge
	Matt Gudzak	RB	Fr.	5-9/190	Toms River, N.J./ Toms River East
	Brandon Hitner	OL	Fr.	6-6/255	Glen Mills, Pa./ Garnet Valley
	Alex Padovani	WR	Fr.	6-0/190	Hammonton, N.J./ Hammonton
	Taurus Phillips	WR	Fr.	5-9/175	Beacon, N.Y./ Beacon H.S.
	Malik Reaves	DB	Fr.	6-0/180	Jacksonville, Fla./ Duncan Fletcher H.S.
	Rob Rolle	DB	Fr.	6-0/175	Newfield, N.J./ Delsea
	Ed Shockley	LB	Fr.	5-11/215	Millville, N.J./ Millville
	Jeff Steeb	LB	Fr.	6-0/225	Sweetwater, N.J./ Holy Spirit
	Rasaan Stewart	DB	Fr.	6-1/180	Collegeville, Pa./ Perkiomen Valley
	Steve Weyler	P/PK	Fr.	5-10/170	Media, Pa./ Cardinal O'Hara
	Ricky Young	DL	Fr.	6-2/290	Telford, Pa./ Souderton



Quick Facts


Location	Williamsburg, Va.
Enrollment	8,376
Nickname	Tribe
Website	tribeathletics.com
Twitter	@TribeAthletics
Facebook	facebook.com (Search: William and Mary Tribe Athletics)
Stadium	Walter J. Zable Stadium at Cary Field
Stadium Capacity	12,259
Stadium Surface	Artificial Grass
President	W. Taylor Reveley, III
Athletics Director	Edward "Terry" Driscoll
Head Coach	Jimmye Laycock (William and Mary, 1970)
Football Contact	Pete Clawson, Sr. Assistant AD for Public Relations
Football Contact Office Phone/Email	757-221-3369/pmclaw@wm.edu
Offensive Starters Returning/Lost	8/4
Defensive Starters Returning/Lost	8/3

2013 Results (7-5, 4-4 CAAFB)

Home Stadium: Zable Stadium (12,259)

Home: 5-1 Away: 2-4 vs. Top 25 (TSN): 3-3 vs. Top 25 (Coach): 3-3
 Total Home Attendance: 58,346 Average Home Attendance: 9,724

Aug. 31	rv/-	at West Virginia (FS1)	L 17-24	56,350
Sept. 7	rv/rv	Hampton	W 31-7	9,802
Sept. 14	rv/rv	at Lafayette (LSN)	W 34-6	6,348
Sept. 21	rv/rv	*Rhode Island (CSN-MA/TCN-P/NECN/CSS/SNY)	W 20-0	10,159
Oct. 5	rv/rv	*at 20/20 Villanova	L 16-20	6,219
Oct. 12	rv/rv	Penn	W 27-14	7,921
Oct. 19	rv/rv	*at 14/17 Maine (WVII)	L 20-34	6,917
Oct. 26	rv/-	*19/16 James Madison	W 17-7	12,259
Nov. 2	rv/rv	*16/17 New Hampshire	W 17-0	8,531
Nov. 9	23/T-24	*at 15/21 Delaware (CSN-MA+/CSN-NE/SNY/TCN-P)	W 24-10	21,010
Nov. 16	16/20	*10/7 Towson	L 9-15	9,674
Nov. 23	19/20	*at rv/- Richmond	L 20-31	8,700



TRIBE HEAD COACH
JIMMYE LAYCOCK
34 SEASONS (1980-2013)


Collegiate Overall Record (Years)	222-165-2 (34 years)
Record at CAA Football Schools (Years)	222-165-2 (34 years)
Record in CAA Football Games (Years)	96-74 (34 years)

William and Mary Coaching Staff

Kevin Rogers	Offensive Coordinator/Quarterbacks
Bob Solderitch	Asst. Head Coach/Offensive Line
Trevor Andrews	Assoc. Head Coach/Defensive Coordinator/Linebackers
Tom Clark	Defensive Backs/Special Teams
Kevin Lewis	Defensive Line
Winston October	Wide Receivers
Trey Henderson	Safeties
DJ Mangas	Running Backs
Mario Acitelli	Tight Ends/Fullbacks
Joe Brady	Defensive Assistant/Linebackers

2014 Schedule


Date	Opponent	Location	Series Record
Aug. 30	at Virginia Tech	Blacksburg, Va.	18-40-4
Sept. 6	at Hampton	Hampton, Va.	4-0
Sept. 13	Norfolk St.	Williamsburg, Va.	4-0
Sept. 20	Lafayette	Williamsburg, Va.	1-1
Sept. 27	*at Stony Brook	Stony Brook, N.Y.	First Meeting
Oct. 11	*at New Hampshire	Durham, N.H.	14-3
Oct. 18	*Villanova	Williamsburg, Va.	16-14-1
Oct. 25	*Delaware	Williamsburg, Va.	16-22
Nov. 1	*at James Madison	Harrisonburg, Va.	16-20
Nov. 8	*Elon	Williamsburg, Va.	First Meeting
Nov. 15	*at Towson	Towson, Md.	7-3
Nov. 22	*Richmond	Williamsburg, Va.	61-57-5



MIKAL ABDUL-SABOOR




MIKEREILLY



TREMCBRIDE



LUKERHODES




MIKAL ABDUL-SABOOR
ALPHARETTA, GA.
ALPHARETTA

RB	5-11	215	JR.
----	------	-----	-----

YEAR	GP	No.	Yds	TD	Long	Avg/G	Avg/C
2012	11	69	242	0	29	22.0	3.5
2013	9	175	824	6	17	91.6	4.7
Career	20	244	1066	6	29	53.3	4.4

- Earned third-team All-CAA distinction in 2013
- Ranked third in the CAA with 91.6 rushing yards per game last season
- Posted 100-yard rushing performances in six of the nine games in which he played last season
- Totaled 824 rushing yards with six touchdowns last season
- Two-time CAA Academic All-Conference Team selection




MIKE REILLY
OLD TAPPAN, N.J.
NORTH VALLEY REGIONAL

DE	6-4	265	SR.
----	-----	-----	-----

YEAR	GP	S-A-Tackles	SK/TFL	Int	PBU	FF/FR
2010	Redshirt					
2011	10	11-7-18	0.0/0.0	0	0	0/0
2012	11	12-17-29	4.5/7.0	0	3	0/0
2013	12	23-24-47	11.5/13.0	0	1	4/1
Career	33	46-48-94	16.0/20.0	0	4	4/1

- Preseason CAA Defensive Player of the Year
- Earned All-America honors from the Associated Press and College Sporting News in 2013
- First-team All-CAA selection last season
- Led the CAA in sacks (11.5) and ranked fourth nationally in sacks per game (0.96)
- Ranked ninth in the CAA with 1.08 tackles for a loss per game
- Ranked ninth nationally with 0.33 forced fumbles per game




TRE MCBRIDE
MCDONOUGH, GA.
OLA

WR	6-2	205	SR.
----	-----	-----	-----

YEAR	GP	No.	Yds	TD	Long	Avg/G	Avg/C
2011	11	14	146	0	33	13.3	10.4
2012	11	55	897	10	72	81.6	16.3
2013	12	63	801	5	40	66.8	12.7
Career	34	132	1844	15	72	54.2	14.0

- Preseason All-CAA wide receiver and kick returner
- 2013 CAA Special Teams Player of the Year
- 2013 College Sporting News Honorable Mention All-American
- Totaled 63 receptions for 801 yards with five touchdowns in 2013
- Totaled 1,533 all-purpose yards last season, which ranks ninth on W&M's single-season list
- Ranked third in the CAA with 127.8 all-purpose yards per game last season
- Ranked 15th nationally with 27.5 yards per kickoff return last season – a figure that ranks second on W&M's single-season list



LUKE RHODES
HOLLIDAYSBURG, PA.
HOLLIDAYSBURG AREA

LB	6-2	242	JR.
----	-----	-----	-----

YEAR	GP	S-A-Tackles	SK/TFL	Int	PBU	FF/FR
2011	Redshirt					
2012	11	31-41-72	0.0/4.0	0	3	1/0
2013	12	42-56-98	1.5/3.0	1	6	2/0
Career	23	73-97-170	1.5/7.0	1	9	3/0

- Preseason All-CAA selection
- Two-time All-CAA honoree and a first-team choice in 2013
- Ranked 12th in the CAA in tackles per game (8.2) last season
- Finished last season with 98 tackles
- Team captain

Playing Career

1967-69 College of William and Mary

Coaching Career

1970.....Offensive Coordinator, Newport News (Va.) High School
 1971-72Graduate Assistant, Clemson
 1973-74Offensive Backfield, The Citadel
 1975-76Quarterbacks, Memphis State
 1977-79Offensive Coordinator, Clemson
 1980-Head Coach, William and Mary

Personal

Hometown

Hamilton, Va.

Alma Mater


William and Mary '70

Wife

Deidre Connelly

Children

Melanie, Michael, Mimi, James



Laycock's Year-By-Year Record

Year	School	Record	Conf./Finish	Postseason
1980	William and Mary	2-9		
1981	William and Mary	5-6		
1982	William and Mary	3-8		
1983	William and Mary	6-5		
1984	William and Mary	6-5		
1985	William and Mary	7-4		
1986	William and Mary	9-3		NCAA
1987	William and Mary	5-6		
1988	William and Mary	6-4-1		Epson Ivy Bowl
1989	William and Mary	8-3-1		NCAA
1990	William and Mary	10-3		NCAA Qtrs
1991	William and Mary	5-6		
1992	William and Mary	9-2		Epson Ivy Bowl
1993	William and Mary	9-3	7-1/1st (Mid-Atlantic)	NCAA
1994	William and Mary	8-3	6-2/T1st (Mid-Atlantic)	
1995	William and Mary	7-4	5-3/T3rd (Mid-Atlantic)	
1996	William and Mary	10-3	7-1/1st (Mid-Atlantic)	NCAA Qtrs
1997	William and Mary	7-4	4-4/T4th (Mid-Atlantic)	
1998	William and Mary	7-4	4-4/T2nd (Mid-Atlantic)	
1999	William and Mary	6-5	5-3/T4th	
2000	William and Mary	5-6	4-4/T4th	
2001	William and Mary	8-4	7-2/T1st	NCAA
2002	William and Mary	6-5	5-4/5th	
2003	William and Mary	5-5	4-4/6th	
2004	William and Mary	11-3	7-1/T1st (South)	NCAA Semis
2005	William and Mary	5-6	3-5/T3rd (South)	
2006	William and Mary	3-8	1-7/6th (South)	
2007	William and Mary	4-7	2-6/5th (South)	
2008	William and Mary	7-4	5-3/4th (South)	
2009	William and Mary	11-3	6-2/2nd (South)	NCAA Semis
2010	William and Mary	8-4	6-2/T1st	NCAA 2nd Round
2011	William and Mary	5-6	3-5/7th	
2012	William and Mary	2-9	1-7/9th	
2013	William and Mary	7-5	4-4/T5th	
William and Mary Totals		222-165-2 (.574)		
Career Record		222-165-2 (.574)		

All-Time William and Mary Coaching Records

Coach	Years	Record	Pct.	Conf.	Pct.
No Coach	1893-94, 01-02	5-4-2	.545		
R. Armstrong	1896	0-2	.000		
W.J. King	1897-98, 00	2-4	.250		
W.J. Burke	1899	2-3	.400		
H.J. Duvall	1903	3-3	.500		
J.M. Blanchard	1904-05, 10	7-11-1	.395		
James H. Barry	1906-07	8-11	.421		
G.E. O'Hearn	1908-09	9-10-1	.475		
W.J. Young	1911-12	1-11-1	.115		
D.W. Draper	1913-15	2-21	.087		
S.H. Hubbard	1916	2-5-2	.333		
H.J. Young	1917	3-5	.375		
V.M. Geddy	1918	0-1	.000		
J.G. Driver	1919-20	6-11	.353		
W.E. Fincher	1921	4-3-1	.563		
Bill Ingram	1922	6-3	.667		
J.W. Tasker	1923-27	31-17-2	.440		
Branch Bocock	1928-30, 36-37	26-20-3	.561		
John Kellison	1931-34, 38	24-24-2	.500		
Tommy Dowler	1935	3-4-3	.450		
Carl M. Voyles	1939-42	29-7-3	.782		
Rube McCray	1944-50	45-22-3	.664		
Marvin Bass	1951	7-3	.700		
Jack Freeman	1952-56	14-29-5	.344		
Milt Drewer	1957-63	21-46-2	.319		
Marv Levy	1964-68	23-25-2	.480		
Lou Holtz	1969-71	13-20	.394		
Jim Root	1972-79	39-48-1	.449		
Jimmie Laycock	1980-	222-165-2	.574	97-74	.567

2013 Team Information

Total No. of Starters Returning: 17

Offense: 8

- QB - Raphael Ortiz
- TB - Keith McBride II
- FB - Andrew Weidinger
- WR - Tre McBride
- WR - Sean Ballard
- LG - James Mohnson III
- C - Matt Crisafi
- RG - Trevor Springman

Defense: 7

- DE - Stephen Sinnott
- DT - George Beerhalter
- DE - Bryan Stinnie
- LB - Luke Rhodes
- LB - Airek Green
- FS - Jerome Couplin III
- CB - DeAndre Houston-Carson

Special Teams: 2

- PK - John Carpenter
- P - Drake Kuhn

Total No. of Starters Lost: 7

Offense: 3

- TE - Nolan Kearney
- LT - Mike Salazar
- RT - Robert Gumbita

Defense: 4

- DT - Nick Zarembo
- LB - Jabrel Mines
- SS - Brian Thompson
- CB - B.W. Webb

Special Teams: 0

NOTE: Special Teams include kickers and punters only.

2013 Newcomers

Name	Pos.	Ht./Wt.	Hometown (High School/Last School)
Matt Ahola	DL	6-2/238	Springfield, Va. (West Springfield)
Mike Barta	DB	6-2/170	Ashburn, Va. (Briar Woods)
Richie DiPietro	DB	5-11/196	Olney, Md. (Sherwood)
Nick Dorka	K/P	5-11/175	Vienna, Va. (James Madison)
Jonathan Dunn	RB	5-9/192	Springfield, Va. (West Springfield)
Christopher Durant	OL	6-4/286	Oak Hill, Va. (Oakton)
Anthony Fullum	CB	5-9/160	Glenn Dale, Md. (Landon School)
Connor Hilland	OL	6-4/287	Stafford, Va. (Brooke Point)
Peter Hurst	OL	6-2/245	Williamsburg, Va. (Lafayette)
Jaiven Knight	TE	6-3/225	Durham, N.C. (Hillside)
Daniel Kuzjak	WR	6-2/180	Charlottesville, Va. (Western Albemarle)
Brandon Louth	LB	6-2/240	East Windsor, N.J. (Peddie School)
Sam Marshall	OL	6-3/300	Charlottesville, Va. (Monticello)
Logan Moore	RB	5-9/165	Stuarts Draft (Riverheads)
Jhalil Mosley	QB	6-0/185	Keswick, Va. (Monticello)
Andrew Nickell	DL	6-2/260	Gaithersburg, Md. (Damasus)
Christian Reeves	WR	6-3/210	McDonough, Ga. (Eagles Landing Christian Acad./Va. Tech)
Keanu Reuben	DB/WR	6-1/180	Virginia Beach, Va. (Landstown)
Zach Rhodes	OL	6-6/300	Chesterfield, Va. (Thomas Dale)
Xavier Roscoe	LB/DE	6-3/218	Woodbridge, Va. (Gar-Field)
Jesse Santiago	WR	6-1/190	Yorktown, Va. (Grafton)
Alec Scheetz	TE	6-4/245	Phoenix, Md. (Loyola Blakefield)
Dan Schwab	LB	6-0/205	Vienna, Va. (James Madison)
Aaron Swinton	CB	5-9/160	Lancaster, Pa. (McKasky)
Jordan Wallace	WR	6-0/190	Hampton, Va. (Christchurch)

Tribe Roster

No.	Name	Pos.	Cl.	Ht./Wt.	Hometown (High School/Last School)
3	Tre McBride	WR	Jr.	6-1/200	McDonough, Ga. (Ola)
4	Jerome Couplin III	S	Sr.	6-2/215	Upper Marlboro, Md. (Bishop McNamara)
5	Jesse McNeal III	CB	Jr.	5-11/180	Spotsylvania, Va. (Riverbend)
6	Airek Green	LB	Jr.	6-0/225	Chester, Va. (Thomas Dale)
7	Mikal Abdul-Sabor	RB	So.	5-11/212	Alpharetta, Ga. (Alpharetta)
8	Lonnie "Trey" Reed	DB	R-Fr.	5-8/160	Stafford, Va. (Colonial Forge)
10	Steve Cluley	QB	R-Fr.	6-3/215	Manasquan, N.J. (Wall)
11	Michael Graham	QB	Sr.	6-4/224	Charlottesville, Va. (Monticello)
12	Brent Caprio	QB	Sr.	6-1/212	Somers Point, N.J. (Mainland)
14	Christian Brumbaugh	QB	So.	6-4/215	McDonald, Pa. (South Fayette)
15	Zack Feters	WR	So.	6-3/220	Montgomery Village, Md. (Gaithersburg)
16	Raphael Ortiz	QB	Jr.	6-3/225	Rahway, N.J. (St. Peter's Prep (N.J.))
17	Frank Brown IV	WR	Fr.	6-2/195	Hampton, Va. (Bethel)
18	Evan McGill	TE	So.	6-5/245	Richmond, Va. (Trinity Episcopal)
19	Bo Revell	TE	Jr.	6-6/260	Haymarket, Va. (Battlefield)
21	Jarrell Cooper	RB	Jr.	5-10/190	Newport News, Va. (Woodside)
22	Frank Tamakloe	DB	Jr.	6-3/194	Silver Spring, Md. (Good Counsel)
23	Cameron Ramirez	DB	R-Fr.	5-10/170	Mitchellville, Md. (DeMatha Catholic)
24	Keith McBride II	RB	Jr.	6-0/220	Collierville, Tenn. (Navy/Memphis University School)
25	Darnell Laws	RB	Jr.	6-0/225	Sicklerville, N.J. (Augustine Prep)
26	Ryan Smith	DB	Sr.	5-10/180	King George, Va. (The Blue Ridge School)
28	Andrew Weidinger	FB	So.	6-0/245	Burke, Va. (Lake Braddock)
29	Marcus Harvey	LB	R-Fr.	6-2/210	Great Falls, Va. (Langley)
30	Sam Bechert	WR	So.	6-0/175	Clifton, Va. (Fairfax)
31	Jared Velasquez	S	So.	6-0/205	Fairfax, Va. (Robinson)
32	Blake Cooksey	DB	So.	5-11/185	Midlothian, Va. (Cosby)
33	Stephen Lubnow	S/LB	R-Fr.	6-0/215	Falls Church, Va. (George Mason)
34	Alex Tremblay	FB	Jr.	6-0/230	Williamsburg, Va. (Warhill)
36	DeAndre Houston-Carson	CB	So.	6-1/205	Woodford, Va. (Massaponax)
37	Jordan King	S	Jr.	5-10/195	Stafford, Va. (Mountain View)
38	Levi Cohen	FB	Jr.	5-11/225	Bedford, N.Y. (Paramus Catholic)
39	Kendell Anderson	RB	R-Fr.	5-9/203	Centreville, Va. (Westfield)
40	Ian Haislip	LB	So.	6-2/235	Yorktown, Va. (Tabb)
41	Quincey Septemher	LB	Sr.	6-3/233	Kwazulu Natal, South Africa (Saint Anne's Belfield)
42	Ivan Tagoe	S	Jr.	6-1/220	Burtonsville, Md. (Paint Branch)
43	Conor Sapp	WR	Jr.	6-0/186	Ashland, Neb. (Washington University, St. Louis/Ashland-Greenwood)
45	Spencer Bopp	DT	So.	6-3/260	Fredericksburg, Va. (Stafford)
46	Eric Hensley	TE	R-Fr.	6-4/255	Herndon, Va. (Herndon)
47	Michael Yankovich	DB	R-Fr.	6-0/195	Ramsey, N.J. (Don Bosco Preparatory)
48	Peyton Gryder	DE	R-Fr.	6-3/247	Midlothian, Va. (Clover Hill)
49	Matthew Pocta	LB	Jr.	6-0/230	Hanover, Va. (Hanover)
50	Luke Rhodes	LB	So.	6-2/242	Hollidaysburg, Pa. (Hollidaysburg Area)
51	Callen Larus	OL	Sr.	6-4/295	Midlothian, Va. (Midlothian)
52	Matthew Vlissides	LB	R-Fr.	6-0/225	Centreville, Va. (Centreville)
53	CJ Reimann	LB	R-Fr.	6-0/218	Oakton, Va. (Oakton)
55	Alex Goodman	LB	Jr.	6-1/230	Fredericksburg, Va. (Brooke Point)
56	Chris Donald	LB/DE	R-Fr.	6-3/255	Oceanport, N.J. (Red Bank Catholic)
57	Heath Saunders	K/P	R-Fr.	5-8/165	Chesapeake, Va. (Indian River)
58	Avon "AJ" Davey	DL	R-Fr.	6-3/249	Frederick, Md. (Governor Thomas Johnson)
59	Michael Garrett II	DE	R-Fr.	6-4/285	Chesapeake, Va. (Grassfield)
61	Trevor Springman	OL	Sr.	6-4/290	Lansdowne, Va. (Stone Bridge)
63	Nick Easter	OL	So.	6-4/300	Stafford, Va. (Colonial Forge)
64	Kevin Jennings	OL	R-Fr.	6-2/280	Richmond, Va. (Hermitage)
66	Zach Mahfood	OL	So.	6-3/293	Lighthouse Pt., Fla. (Pine Crest)
67	Baron Goodman	OL	Jr.	6-4/295	Smithfield, Va. (Nansemon-Suffolk Academy)
68	Lou Petrocelli	OL	So.	6-3/285	Norwood, N.J. (Old Tappan)
70	Alex Berry	OL	Jr.	6-4/290	Roanoke, Va. (Cave Spring)
71	Jared Templeton	OL	So.	6-4/295	Tyrene, Pa. (Tyrene Area)
72	Domenic Martinelli	OL	R-Fr.	6-4/295	Pittsburgh, Pa. (Montour)
73	James Johnson III	OL	Sr.	6-2/290	Covington, Ga. (Eastside)
75	Matt Crisafi	OL	Sr.	6-4/302	Marietta, Ga. (Blessed Trinity)
76	Brady Wilhide	OL	R-Fr.	6-2/290	Woodbridge, Va. (Woodbridge)
77	Andrew Jones	OL	So.	6-1/280	Naples, Fla. (Naples)
78	Jerry Ugokwe	OL	R-Fr.	6-8/305	Bowie, Md. (Georgetown Prep)
79	Grey Congo	DL	R-Fr.	6-2/275	Bowie, Md. (Gonzaga College HS)
80	John Carpenter	K/P	Jr.	6-1/190	Cumberland, Md. (Allegheny)
81	Robert Asmar	TE	Sr.	6-4/240	Alexandria, Va. (St. Stephens & St. Agnes)
82	Kevin Hart	WR	R-Fr.	6-1/192	Pittsburgh, Pa. (Seton-La Salle)
83	Sean Ballard	WR	Jr.	6-0/190	Plano, Texas (Plano West)
84	Flynn Heald	WR	R-Fr.	6-0/190	Cedar Rapids, Iowa (Cedar Rapids Washington)
86	Dominic Burkett	WR	R-Fr.	6-1/190	Chesapeake, Va. (Norfolk Academy)
87	Braxton Hicks	DE	So.	6-4/245	Charlotte, N.C. (Berry Academy)
89	Christian Garner	WR	R-Fr.	6-5/220	Virginia Beach, Va. (Kellam)
90	Bryan Stinnie	DL	Sr.	6-4/250	Troy, Va. (Saint Anne's Belfield)
92	George Beerhalter	DL	Sr.	6-3/280	Pittsburgh, Pa. (Montour)
93	William Haskins	TE	So.	6-2/245	Poquoson (Poquoson)
94	Jasper Coleman	DT	Jr.	6-4/290	Richmond, Va. (James River)
95	Mike Reilly	DL	Jr.	6-4/265	Old Tappan, N.J. (Northern Valley Regional)
96	Stephen Sinnott	DL	Jr.	6-4/250	Lansdale, Pa. (La Salle)
97	Drake Kuhn	K/P	Sr.	5-10/185	Williamsburg, Va. (Lafayette)
99	Tyler Claytor	DL	So.	6-3/280	Snelville, Ga. (Shiloh)



2013 Final Standings

TEAMS	-----CONFERENCE-----				-----OVERALL-----				Home	Away	Neutral	Streak
	W-L	Pct.	PF	PA	W-L	Pct.	PF	PA				
*#Maine	7-1	.875	257	169	10-3	.769	387	287	5-1	5-2	0-0	Lost 2
#Towson	6-2	.750	280	201	13-3	.812	585	383	4-2	9-0	0-1	Lost 1
#New Hampshire	6-2	.750	241	161	10-5	.667	462	345	6-0	4-5	0-0	Lost 1
Villanova	5-3	.625	264	188	6-5	.545	337	245	4-1	2-4	0-0	Won 2
Delaware	4-4	.500	244	263	7-5	.583	393	379	5-2	2-3	0-0	Lost 3
William & Mary	4-4	.500	143	117	7-5	.583	252	168	5-1	2-4	0-0	Lost 2
Richmond	4-4	.500	237	230	6-6	.500	332	286	4-2	2-4	0-0	Won 4
James Madison	3-5	.375	210	213	6-6	.500	339	289	6-1	0-5	0-0	Lost 3
Stony Brook	3-5	.375	174	200	5-6	.455	245	242	2-3	3-3	0-0	Won 2
Rhode Island	2-6	.250	63	247	3-9	.250	159	402	2-3	1-6	0-0	Lost 4
UAlbany	0-8	.000	133	257	1-11	.083	221	412	0-5	1-6	0-0	Lost 10

*CAA Football Champion & Automatic Qualifier
NCAA Playoff Participant

Thursday, August 29

Fordham 51, Rhode Island 26
Towson 33, Connecticut 18 (ESPN3)
Delaware 51, Jacksonville 35

Saturday, August 31

Boston College 24, Villanova 14 (ESPNews)
West Virginia 24, William & Mary 17 (FS1)
Duquesne 35, UAlbany 24
James Madison 38, Central Connecticut State 14
Maine 23, Norfolk State 6
Richmond 34, VMI 0

Saturday, September 7

*Stony Brook 24, Rhode Island 0
Towson 49, Holy Cross 7
Maine 24, Massachusetts 14 (ESPN3)
Central Michigan 24, New Hampshire 21 (ESPN3)
Delaware 42, Delaware State 21 (NBCSN)
UAlbany 37, Colgate 34
Akron 35, James Madison 33 (ESPN3)
NC State 23, Richmond 21 (ESPN3)
Fordham 27, Villanova 24
William & Mary 31, Hampton 7

Saturday, September 14

New Hampshire 53, Colgate 23
Navy 51, Delaware 7
Maine 35, Bryant 22
Buffalo 26, Stony Brook 23 (F/OT) (ESPN3)
James Madison 24, St. Francis (Pa.) 20
Gardner-Webb 12, Richmond 10 (ESPN3)
William & Mary 34, Lafayette 6 (LSN)
*Rhode Island 19, UAlbany 13 (F/OT) (CSN-MA/TCN-P/NECN/TWC/SNY)
Towson 49, Delaware State 7

Saturday, September 21

Towson 35, North Carolina Central 17
*Villanova 35, Stony Brook 6 (CSN-MA/TCN-P/CSN-NE/SNY/CSS)
Northwestern 35, Maine 21 (BTN)
Delaware 49, Wagner 9
James Madison 34, Charlotte 7
Richmond 30, Liberty 21
*William & Mary 20, Rhode Island 0 (CSN-MA/TCN-P/NECN/CSS/SNY)
Central Connecticut State 20, UAlbany 17

Saturday, September 28

Lehigh 34, New Hampshire 27
Rhode Island 42, Central Connecticut State 7
*Maine 28, Richmond 21 (CSN-MA/TCN-P/CSN-NE/CSS)
Villanova 35, Penn 6
*Towson 35, Stony Brook 21
Old Dominion 66, UAlbany 10
*Delaware 29, James Madison 22 (CSN-MA/TCN-P/SNY)

Saturday, October 5

*Towson 44, New Hampshire 28 (CSN-MA/CSN-P/CSN-NE/SNY)
*Villanova 20, William & Mary 16
*James Madison 40, UAlbany 13
*Maine 62, Delaware 28
Brown 31, Rhode Island 14
Stony Brook 21, Bryant 13

Saturday, October 12

*New Hampshire 59, Rhode Island 19
*Delaware 33, UAlbany 30 (CSN-MA/CSN-P/CSS/SNY/TWC)
*James Madison 38, Richmond 31 (NBCSN)
William & Mary 27, Penn 14
Stony Brook 27 Colgate 3
*Villanova 45, Towson 35 (NBCSN)

Saturday, October 19

*New Hampshire 29, Villanova 28 (CSN-MA/TCN-P/CSN-NE/CSS/SNY)
*Maine 34, William & Mary 20 (WVII)
*Rhode Island 12, Richmond 10
*Towson 44, UAlbany 17 (TWC)

Saturday, October 26

*Delaware 35, Rhode Island 13
*Towson 48, Richmond 32 (CSN-MA/CSN-NE/CSN-P/CSS/SNY)
*Maine 37, Villanova 35
*William & Mary 17, James Madison 7
*New Hampshire 31, Stony Brook 13

Saturday, November 2

*Maine 19, Stony Brook 14 (WVII)
*William & Mary 17, New Hampshire 0
Old Dominion 66, Rhode Island 14
*James Madison 31, Villanova 21 (CSN-MA+/CSN-NE/CSN-P/SNY)
*Richmond 27, UAlbany 10
*Delaware 32 Towson 31

Saturday, November 9

*New Hampshire 33, James Madison 17 (NBCSN)
*Villanova 45, Rhode Island 0
*Richmond 39, Stony Brook 31
*William & Mary 24, Delaware 10 (CSN-MA+/CSN-NE/SNY/TCN-P)
*Maine 33, UAlbany 27

Saturday, November 16

*Richmond 46, Delaware 43
*Maine 41, Rhode Island 0 (WVII)
*Towson 15, William & Mary 9
*New Hampshire 37, UAlbany 20
*Stony Brook 41, James Madison 38 (CSN-MA/CSN-MA+/CSN-NE/CSS/SNY/TCN-P)

Saturday, November 23

*New Hampshire 24, Maine 3 (CSN-MA+/CSN-NE/CSN-P/CSS/SNY)
*Stony Brook 24, UAlbany 3
*Villanova 35, Delaware 34 (PPL Park)
*Towson 28, James Madison 17 (NBCSN)
*Richmond 31, William & Mary 20

Saturday, November 30

New Hampshire 45, Lafayette 7 (ESPN3)

Saturday, December 7

Towson 48, Fordham 28 (ESPN3)
New Hampshire 41, Maine 27 (ESPN3)

Saturday, December 13

Towson 49, Eastern Illinois 39 (ESPN2)

Saturday, December 14

New Hampshire 20, Southeastern Louisiana 17 (ESPN3)

Saturday, December 20

North Dakota State 52, New Hampshire 14 (ESPN2)

Saturday, December 21

Towson 35, Eastern Washington 31 (ESPN2)

Saturday, January 4, 2014

North Dakota State 35, Towson 7 (ESPN2)
NCAA Division I Football Championship Title Game (Frisco, Texas)

* - CAA Football Game

LEGEND

BTN	Big Ten Network
CBSSN	CBS Sports Network
CSN-BA	Comcast SportsNet Bay Area
CSN-CH	Comcast SportsNet Chicago
CSN-MA	Comcast SportsNet Mid-Atlantic
CSN-MA+	Comcast SportsNet Mid-Atlantic Plus
CSN-NE	Comcast SportsNet New England
CSN-NW	Comcast SportsNet Northwest
CSN-P	Comcast SportsNet Philadelphia
CSS	Comcast Sports Southeast
ESPN2	ESPN2/WatchESPN App
ESPN3	ESPN3.com/WatchESPN App
ESPNNews	ESPNNews/WatchESPN App
ESPNU	ESPNU/WatchESPN App
FS1	Fox Sports 1
LSN	Lafayette Sports Network
NBCSN	NBC Sports Network
NECN	New England Cable News
SNY	SportsNet New York
TCN-P	The Comcast Network Philadelphia
TWC	Time Warner Cable (New York)
WVII	WVII-TV (Bangor, Maine)



2013 CAA Football Team-By-Team Capsules

UALBANY GREAT DANES (1-11, 0-8 CAAFB)

Home Stadium: Bob Ford Field (8,500)

Home: 0-5 Away: 1-6 vs. Top 25 (TSN): 0-3 vs. Top 25 (Coaches): 0-3
 Total Home Attendance: 34,368 Average Home Attendance: 6,874

Aug. 31	rv/rv	at rv/- Duquesne	L 24-35	2,001
Sept. 7	rv/-	at rv/rv Colgate	W 37-34	5,217
Sept. 14	rv/-	*Rhode Island (CSN-MA/TCN-P/NECN/TWC/SNY)	L 13-19 (OT)	8,500
Sept. 21		Central Connecticut State	L 17-20	6,412
Sept. 28		at Old Dominion	L 10-66	20,118
Oct. 5		*at rv/21 James Madison	L 13-40	25,201
Oct. 12		*at rv/rv Delaware (CSN-MA/CSN-P/CSS/SNY/TWC)	L 30-33	17,363
Oct. 19		*7/7 Towson (TWC)	L 17-44	8,500
Nov. 2		*at Richmond	L 10-27	8,700
Nov. 9		*8/9 Maine	L 27-33	4,912
Nov. 16		*23/rv New Hampshire	L 20-37	6,044
Nov. 23		*at Stony Brook	L 3-24	4,512

MAINE BLACK BEARS (10-3, 7-1 CAAFB)

Home Stadium: Alford Stadium (10,000)

Home: 5-1 Away: 5-2 vs. Top 25 (TSN): 3-2 vs. Top 25 (Coach): 3-2
 Total Home Attendance: 36,211 Average Home Attendance: 6,035

Aug. 31	-/rv	at -/rv Norfolk State	W 23-6	8,881
Sept. 7	-/rv	at Massachusetts (ESPN3)	W 24-14	15,624
Sept. 14	rv/rv	Bryant	W 35-22	5,863
Sept. 21	rv/25	at Northwestern (BTN)	L 21-35	32,726
Sept. 28	rv/rv	*at 22/20 Richmond (CSN-MA/TCN-P/CSN-NE/CSS)	W 28-21	8,700
Oct. 5	23/23	*24/25 Delaware	W 62-28	6,304
Oct. 19	14/17	*rv/rv William & Mary (WVU)	W 34-20	6,361
Oct. 26	11/14	*at 18/17 Villanova	W 37-35	9,017
Nov. 2	10/11	*rv/- Stony Brook (WVU)	W 19-14	4,068
Nov. 9	8/9	*at UAlbany	W 33-27	4,912
Nov. 16	6/6	*Rhode Island	W 41-0	5,067
Nov. 23	4/4	*at 21/24 New Hampshire (CSN-MA+/CSN-NE/CSN-P/CSS/SNY)	L 3-24	10,333
Dec. 7	10/8	15/15 New Hampshire (ESPN3)	L 27-41	7,992

DELAWARE BLUE HENS (7-5, 4-4 CAAFB)

Home Stadium: Delaware Stadium (22,000)

Home: 5-2 Away: 2-3 vs. Top 25 (TSN): 2-2 vs. Top 25 (Coach): 2-2
 Total Home Attendance: 126,754 Average Home Attendance: 18,108

Aug. 29	rv/rv	Jacksonville	W 51-35	19,120
Sept. 7	rv/rv	Delaware State (NBCSN)	W 42-21	19,316
Sept. 14	rv/rv	at Navy (CBSSN)	L 7-51	36,208
Sept. 21	rv/rv	Wagner	W 49-9	15,723
Sept. 28	rv/rv	*14/14 James Madison (CSN-MA/TCN-P/SNY)	W 29-22	18,405
Oct. 5	24/25	*at 23/23 Maine	L 28-62	6,304
Oct. 12	rv/rv	*UAlbany (CSN-MA/CSN-P/CSS/SNY/TWC)	W 33-30	17,363
Oct. 26	rv/rv	*at Rhode Island	W 35-13	6,536
Nov. 2	21/rv	*at 7/6 Towson	W 32-31	8,741
Nov. 9	15/21	*23/T-24 William & Mary (CSN-MA+/CSN-NE/SNY/TCN-P)	L 10-24	21,010
Nov. 16	21/22	*Richmond	L 43-46	15,817
Nov. 23	rv/rv	*vs. rv/- Villanova (PPL Park)	L 34-35	10,117

NEW HAMPSHIRE WILDCATS (10-5, 6-2 CAAFB)

Home Stadium: Cowell Stadium (6,500)

Home: 6-0 Away: 4-5 vs. Top 25 (TSN): 5-3 vs. Top 25 (Coach): 5-3
 Total Home Attendance: 53,213 Average Home Attendance: 8,869

Sept. 7	11/8	at Central Michigan (ESPN3)	L 21-24	18,210
Sept. 14	12/9	-/rv Colgate	W 53-23	8,020
Sept. 28	10/7	at 21/17 Lehigh	L 27-34	8,998
Oct. 5	19/18	*at 3/2 Towson (CSN-MA/CSN-P/CSN-NE/SNY)	L 28-44	9,511
Oct. 12	25/22	*Rhode Island	W 59-19	18,412
Oct. 19	25/23	*12/11 Villanova (CSN-MA/TCN-P/CSN-NE/CSS/SNY)	W 29-28	6,332
Oct. 26	20/22	*at rv/- Stony Brook	W 31-13	5,420
Nov. 2	16/17	*at rv/rv William & Mary	L 0-17	8,531
Nov. 9	25/rv	*22/18 James Madison (NBCSN)	W 33-17	6,084
Nov. 16	23/rv	*at UAlbany	W 37-20	6,044
Nov. 23	21/24	*4/4 Maine (CSN-MA+/CSN-NE/CSN-P/CSS/SNY)	W 24-3	10,333
Nov. 30	15/15	rv/rv Lafayette (ESPN3)	W 45-7	3,286
Dec. 7	15/15	at 10/8 Maine (ESPN3)	W 41-27	7,992
Dec. 14	15/15	at 7/7 Southeastern Louisiana (ESPN3)	W 20-17	5,886
Dec. 20	15/15	at 1/1 North Dakota State (ESPN2)	L 14-52	18,694

JAMES MADISON DUKES (6-6, 3-5 CAAFB)

Home Stadium: Bridgeforth Stadium (24,877)

Home: 6-1 Away: 0-5 vs. Top 25 (TSN): 1-2 vs. Top 25 (Coach): 1-1
 Total Home Attendance: 147,076 Average Home Attendance: 21,011

Aug. 31	19/15	Central Connecticut State	W 38-14	23,541
Sept. 7	20/15	at Akron (ESPN3)	L 33-35	19,653
Sept. 14	20/17	Saint Francis (Pa.)	W 24-20	21,276
Sept. 21	17/16	Charlotte	W 34-7	18,302
Sept. 28	14/14	*at rv/rv Delaware (CSN-MA/TCN-P/SNY)	L 22-29	18,405
Oct. 5	rv/21	*UAlbany	W 40-13	25,201
Oct. 12	21/19	*rv/rv Richmond (NBCSN)	W 38-31	19,029
Oct. 26	19/16	*at rv/- William & Mary	L 7-17	12,259
Nov. 2	rv/23	*20/22 Villanova (CSN-MA+/CSN-P/CSN-NE/SNY)	W 31-21	21,758
Nov. 9	22/18	*at 25/rv New Hampshire (NBCSN)	L 17-33	6,084
Nov. 16	rv/25	*Stony Brook (CSN-MA/CSN-MA+/CSN-NE/CSS/SNY/TCN-P)	L 38-41	17,969
Nov. 23	rv/rv	*at 7/5 Towson (NBCSN)	L 17-28	7,379

RHODE ISLAND RAMS (3-9, 2-6 CAAFB)

Home Stadium: Meade Stadium (6,555)

Home: 2-3 Away: 1-6 vs. Top 25 (TSN): 0-3 vs. Top 25 (Coach): 0-3
 Total Home Attendance: 28,135 Average Home Attendance: 5,627

Aug. 29		at Fordham	L 26-51	4,526
Sept. 7		*17/13 Stony Brook	L 0-24	4,302
Sept. 14		*at rv/- UAlbany (CSN-MA/TCN-P/NECN/TWC/SNY)	W 19-13 (OT)	8,500
Sept. 21		*at rv/rv William & Mary (CSN-MA/TCN-P/NECN/CSS/SNY)	L 0-20	10,159
Sept. 28		Central Connecticut State	W 42-7	5,223
Oct. 5		at Brown	L 14-31	6,512
Oct. 12		*at 25/22 New Hampshire	L 19-59	18,412
Oct. 19		*rv/- Richmond	W 12-10	7,936
Oct. 26		*rv/rv Delaware	L 13-31	6,536
Nov. 2		at Old Dominion	L 14-66	20,118
Nov. 9		*rv/rv Villanova	L 0-45	4,138
Nov. 16		*at 6/6 Maine	L 0-41	5,067

CAA Football team's Sports Network & FCS Coaches rankings listed before opponent / Opponent's Sports Network & FCS Coaches rankings listed directly before opponent (both at time game was played).

BTN - Big Ten Network/CBSSN - CBS Sports Network/CSN-BA - Comcast SportsNet Bay Area/CSN-CH - Comcast SportsNet Chicago/CSN-MA - Comcast SportsNet Mid-Atlantic/CSN-MA+ - Comcast SportsNet Mid-Atlantic Plus
 CSN-NE - Comcast SportsNet New England/CSN-NW - Comcast SportsNet Northwest/CSN-P - Comcast SportsNet Philadelphia/CSN-R - Comcast SportsNet Regional/CSS - Comcast Sports Southeast/ESPN2 - ESPN2 & WatchESPN App
 ESPN3 - ESPN3.com & WatchESPN App/ESPNNews - ESPNNews & WatchESPN App/ESPNU - ESPNU & WatchESPN App/FS1 - Fox Sports 1/LSN - Lafayette Sports Network/NBCSN - NBC Sports Network/NESN - New England Sports Network
 SNY - SportsNet New York/TCN-P - The Comcast Network Philadelphia/TWC - Time Warner Cable (New York)/WABI - WVU-TV (Bangor, Maine)



2013 CAA Football Team-By-Team Capsules

RICHMOND SPIDERS (6-6, 4-4 CAAFB)

Home Stadium: Robins Stadium (8,700)

Home: 4-2 Away: 2-4 vs. Top 25 (TSN): 2-2 vs. Top 25 (Coach): 2-2
 Total Home Attendance: 51,576 Average Home Attendance: 8,596

Aug. 31	15/14	VMI	W 34-0	8,700
Sept. 7	15/12	at NC State (ESPN3)	L 21-23	50,554
Sept. 14	15/11	at rv/- Gardner-Webb (ESPN3)	L 10-12	5,590
Sept. 21	23/20	rv/- Liberty	W 30-21	8,076
Sept. 28	22/20	*rv/rv Maine (CSN-MA/TCN-P/CSN-NE/CSS)	L 21-28	8,700
Oct. 12	rv/rv	*at 21/19 James Madison (NBCSN)	L 31-38	19,029
Oct. 19	rv/-	*at Rhode Island	L 10-12	7,936
Oct. 26		*8/6 Towson (CSN-MA/CSN-NE/CSN-P/CSS/SNY)	L 32-48	8,700
Nov. 2		*UAlbany	W 27-10	8,700
Nov. 9		*at Stony Brook	W 39-31	4,787
Nov. 16		*at 21/22 Delaware	W 46-43	15,817
Nov. 23	rv/-	*19/20 William & Mary	W 31-20	8,700

VILLANOVA WILDCATS (6-5, 5-3 CAAFB)

Home Stadium: Villanova Stadium (12,000)

Home: 4-1 Away: 2-4 vs. Top 25 (TSN): 2-2 vs. Top 25 (Coach): 2-3
 Total Home Attendance: 45,687 Average Home Attendance: 9,137

Aug. 31	5/9	at Boston College (ESPNews)	L 14-24	30,922
Sept. 7	8/11	at Fordham	L 24-27	5,178
Sept. 21	20/22	*16/12 Stony Brook (CSN-MA/TCN-P/CSN-NE/SNY/CSS)	W 35-6	11,617
Sept. 28	19/21	rv/- Penn	W 35-6	8,717
Oct. 5	20/20	*rv/rv William & Mary	W 20-16	6,219
Oct. 12	15/15	*at 3/2 Towson (NBCSN)	W 45-35	10,234
Oct. 19	12/11	*at 25/23 New Hampshire (CSN-MA/TCN-P/CSN-NE/CSS/SNY)	L 28-29	6,332
Oct. 26	18/17	*11/14 Maine	L 35-37	9,017
Nov. 2	20/22	*at rv/23 James Madison (CSN-MA+/CSN-P/CSN-NE/SNY)	L 21-31	21,758
Nov. 9	rv/rv	*at Rhode Island	W 45-0	4,138
Nov. 23	rv/-	*vs. rv/rv Delaware (PPL Park)	W 35-34	10,117

STONY BROOK SEAWOLVES (5-6, 3-5 CAAFB)

Home Stadium: LaValle Stadium (8,136)

Home: 2-3 Away: 3-3 vs. Top 25 (TSN): 0-4 vs. Top 25 (Coach): 1-4
 Total Home Attendance: 33,802 Average Home Attendance: 6,760

Sept. 7	17/13	*at Rhode Island	W 24-0	4,302
Sept. 14	17/13	at Buffalo (ESPN3)	L 26-23 (F/SOT)	24,013
Sept. 21	16/12	*at 20/22 Villanova (CSN-MA/TCN-P/CSN-NE/SNY/CSS)	L 6-35	11,617
Sept. 28	rv/23	*3/2 Towson	L 21-35	7,859
Oct. 5	rv/rv	Bryant	W 21-13	11,224
Oct. 12	rv/-	at Colgate	W 27-3	3,611
Oct. 26	rv/-	*20/22 New Hampshire	L 13-31	5,420
Nov. 2	rv/-	*at 10/11 Maine (WVII)	L 14-19	4,068
Nov. 9		*Richmond	L 31-39	4,787
Nov. 16		*at rv/25 James Madison (CSN-MA/CSN-MA+/CSN-NE/CSS/SNY/TCN-P)	W 41-38	17,969
Nov. 23		*UAlbany	W 24-3	4,512

WILLIAM & MARY TRIBE (7-5, 4-4 CAAFB)

Home Stadium: Zable Stadium (12,259)

Home: 5-1 Away: 2-4 vs. Top 25 (TSN): 3-3 vs. Top 25 (Coach): 3-3
 Total Home Attendance: 58,346 Average Home Attendance: 9,724

Aug. 31	rv/-	at West Virginia (FS1)	L 17-24	56,350
Sept. 7	rv/rv	Hampton	W 31-7	9,802
Sept. 14	rv/rv	at Lafayette (LSN)	W 34-6	6,348
Sept. 21	rv/rv	*Rhode Island (CSN-MA/TCN-P/NECN/CSS/SNY)	W 20-0	10,159
Oct. 5	rv/rv	*at 20/20 Villanova	L 16-20	6,219
Oct. 12	rv/rv	Penn	W 27-14	7,921
Oct. 19	rv/rv	*at 14/17 Maine (WVII)	L 20-34	6,917
Oct. 26	rv/-	*19/16 James Madison	W 17-7	12,259
Nov. 2	rv/rv	*16/17 New Hampshire	W 17-0	8,531
Nov. 9	23/T-24	*at 15/21 Delaware (CSN-MA+/CSN-NE/SNY/TCN-P)	W 24-10	21,010
Nov. 16	16/20	*10/7 Towson	L 9-15	9,674
Nov. 23	19/20	*at rv/- Richmond	L 20-31	8,700

TOWSON TIGERS (13-3, 6-2 CAAFB)

Home Stadium: Unitas Stadium (11,198)

Home: 4-2 Away: 9-0 vs. Top 25 (TSN): 5-3 vs. Top 25 (Coach): 6-2
 Total Home Attendance: 50,838 Average Home Attendance: 8,473

Aug. 29	11/12	at Connecticut (ESPN3)	W 33-18	30,689
Sept. 7	5/6	at Holy Cross	W 49-7	6,281
Sept. 14	4/4	Delaware State	W 49-7	10,302
Sept. 21	4/3	at North Carolina Central	W 35-17	4,037
Sept. 28	3/2	*at rv/23 Stony Brook	W 35-21	7,859
Oct. 5	3/2	*19/18 New Hampshire (CSN-MA/CSN-P/CSN-NE/SNY)	W 44-28	9,511
Oct. 12	3/2	*15/15 Villanova (NBCSN)	L 35-45	10,234
Oct. 19	7/7	*at UAlbany (TWC)	W 44-17	8,500
Oct. 26	8/6	*at Richmond (CSN-MA/CSN-NE/CSN-P/CSS/SNY)	W 48-32	8,700
Nov. 2	7/6	*21/rv Delaware	L 31-32	8,741
Nov. 16	10/7	*at 16/20 William & Mary	W 15-9	9,674
Nov. 23	7/5	*rv/rv James Madison (NBCSN)	W 28-17	7,379
Dec. 7	5/4	9/10 Fordham (ESPN3)	W 48-28	4,671
Dec. 13	5/4	at 2/2 Eastern Illinois (ESPN2)	W 49-39	3,850
Dec. 21	5/4	at 3/3 Eastern Washington (ESPNU)	W 35-31	6,209
Jan. 4	5/4	vs. 1/1 North Dakota State (ESPN2)	L 7-35	19,802

CAA Football team's Sports Network & FCS Coaches rankings listed before opponent / Opponent's Sports Network & FCS Coaches rankings listed directly before opponent (both at time game was played).

BTN - Big Ten Network/CBSN - CBS Sports Network/CSN-BA - Comcast SportsNet Bay Area/CSN-CH - Comcast SportsNet Chicago/CSN-MA - Comcast SportsNet Mid-Atlantic/CSN-MA+ - Comcast SportsNet Mid-Atlantic Plus
 CSN-NE - Comcast SportsNet New England/CSN-NW - Comcast SportsNet Northwest/CSN-P - Comcast SportsNet Philadelphia/CSN-R - Comcast SportsNet Regional/CSS - Comcast Sports Southeast/ESPN2 - ESPN2 & WatchESPN App
 ESPN3 - ESPN3.com & WatchESPN App/ESPNNews - ESPNNews & WatchESPN App/ESPNU - ESPNU & WatchESPN App/FS1 - Fox Sports 1/LSN - Lafayette Sports Network/NBCSN - NBC Sports Network/NESN - New England Sports Network
 SNY - SportsNet New York/TCN-P - The Comcast Network Philadelphia/TWC - Time Warner Cable (New York)/WABI - WVII-TV (Bangor, Maine)



2013 NCAA Championship Bracket



* Denotes host institution
 First Round, Second Round, Quarterfinal and Semifinal games will be played on campus sites.

2013 CAA Football In The Polls

Sports Network Top 25 (Jan. 6 - Final)

No.	Team	Record	Points
1.	North Dakota State (142)	15-0	3550
2.	Towson	13-3	3401
3.	Eastern Washington	12-3	3233
4.	Eastern Illinois	12-2	3015
5.	New Hampshire	10-5	2880
6.	Southeastern Louisiana	11-3	2716
7.	Coastal Carolina	12-3	2707
8.	Montana	10-3	2386
9.	Fordham	12-2	2167
10.	Jacksonville State	11-4	2135
11.	McNeese State	10-3	2067
12.	Maine	10-3	1962
13.	South Dakota State	9-5	1921
14.	Sam Houston State	9-5	1879
15.	Northern Arizona	9-3	1672
16.	Bethune-Cookman	10-3	1310
17.	Tennessee State	10-4	1277
18.	Youngstown State	8-4	787
19.	Samford	8-5	783
20.	Montana State	7-5	758
21.	Southern Utah	8-5	591
22.	Furman	8-6	540
23.	Chattanooga	8-4	413
24.	Charleston Southern	10-3	353
25.	South Carolina State	9-4	347

Others receiving votes: Harvard 207, Lehigh 194, Sacred Heart 154, Liberty 96, Northern Iowa 89, **William & Mary 72**, Princeton 71, **Dela-ware 53**, Wofford 45, Central Arkansas 44, **Villanova 40**, Southern Illinois 39, Butler 35, Jackson State 31, Georgia Southern 26, Lafayette 26, **James Madison 19**, **Richmond 12**, Alcorn State 9, Gardner-Webb 9, Southern 8, Eastern Kentucky 8, The Citadel 5, Illinois State 3, Cal Poly 3, UT Martin 2

FCS Coaches Top 25 (Jan. 6 - Final)

No.	Team	Record	Points
1.	North Dakota State (20)	15-0	500
2.	Towson	13-3	478
3.	Eastern Washington	12-3	453
4.	Eastern Illinois	12-2	417
5.	New Hampshire	10-5	409
6.	Southeastern Louisiana	11-3	369
7.	Coastal Carolina	12-3	361
8.	Montana	10-3	309
9.	McNeese State	10-3	307
10.	Fordham	12-2	299
11.	Maine	10-3	297
12.	Jacksonville State	12-2	266
13.	Sam Houston State	9-5	258
14.	South Dakota State	9-5	252
15.	Northern Arizona	9-3	238
16.	Bethune-Cookman	10-3	183
17.	Tennessee State	10-4	181
18.	Samford	8-5	135
19.	Youngstown State	8-4	117
20.	Montana State	7-5	99
21.	Furman	8-6	82
22.	Charleston Southern	10-3	80
23.	Harvard	9-1	63
24.	Southern Utah	8-5	58
25.	Chattanooga	8-4	56

Others receiving votes: South Carolina State 51, Lehigh 31, Princeton 29, Sacred Heart 26, Northern Iowa 19, Central Arkansas 14, Butler 11, Southern Illinois 8, Liberty 7, **Villanova 7**, Cal Poly 6, Lafayette 6, **William & Mary 3**, Alcorn State 3, Illinois State 1

CONFERENCE RANKINGS (Final)

	TSN	Coaches
Big Sky	5	5
Eastern Washington, Montana, Montana State, Northern Arizona, Southern Utah		
Big South	2	2
Charleston Southern, Coastal Carolina		
CAA Football	3	3
Maine, New Hampshire, Towson		
Ivy	0	1
Harvard		
Mid-Eastern Athletic	2	1
Bethune-Cookman, South Carolina State		
Missouri Valley	3	3
North Dakota State, South Dakota State, Youngstown State		
Northeast	--	--
Ohio Valley	3	3
Eastern Illinois, Jacksonville State, Tennessee State		
Patriot	1	1
Fordham		
Pioneer	--	--
Southern	3	3
Chattanooga, Furman, Samford		
Southland	3	3
McNeese State, Sam Houston State, Southeastern Louisiana		
Southwest Athletic	--	--

2013 Week-By-Week/Team-By-Team Top-25 Breakdown

(Sports Network/FCS Coaches)

	UA	UD	JMU	UM	UNH	URI	UR	SBU	TU	VU	WM
Preseason	rv/rv	rv/rv	19/15	-/rv	10/8	-/-	15/14	16/13	11/12	5/9	rv/-
Sept. 2	rv/-	rv/rv	20/15	-/rv	11/8	-/-	15/12	17/13	5/6	8/11	rv/rv
Sept. 9	rv/-	rv/rv	20/17	rv/rv	12/9	-/-	15/11	17/13	4/4	19/20	rv/rv
Sept. 16	-/-	rv/rv	17/16	rv/25	11/9	-/-	23/20	16/12	4/3	20/22	rv/rv
Sept. 23	-/-	rv/rv	14/14	rv/rv	10/7	-/-	22/20	rv/23	3/2	19/21	rv/rv
Sept. 30	-/-	24/25	rv/21	23/23	19/18	-/-	rv/rv	rv/rv	3/2	20/20	rv/rv
Oct. 7	-/-	rv/rv	21/19	14/17	25/22	-/-	rv/rv	rv/-	3/2	15/15	rv/rv
Oct. 14	-/-	rv/rv	20/19	14/17	25/23	-/-	rv/-	rv/-	7/7	12/11	rv/rv
Oct. 21	-/-	rv/rv	19/16	11/14	20/22	-/-	-/-	rv/-	8/6	18/17	rv/-
Oct. 28	-/-	21/rv	rv/23	10/11	16/17	-/-	-/-	rv/-	7/6	20/22	rv/rv
Nov. 4	-/-	15/21	22/18	8/9	25/rv	-/-	-/-	-/-	13/11	rv/rv	23/T-24
Nov. 11	-/-	21/22	rv/25	6/6	23/rv	-/-	-/-	-/-	10/7	rv/-	16/20
Nov. 18	-/-	rv/rv	rv/rv	4/4	21/24	-/-	rv/-	-/-	7/5	rv/-	19/20
Nov. 25	-/-	rv/-	rv/-	10/8	15/15	-/-	rv/-	-/-	5/4	rv/rv	rv/rv
Final	-/-	rv/-	rv/-	12/11	5/5	-/-	rv/-	-/-	2/2	rv/rv	rv/rv

2013 CAA Football All-Americans

American Football Coaches Association All-Americans

OFFENSE				
Team	Position	Player	School	Class
First Team	OL	Eric Pike	Towson	Senior
First Team	RB	Terrance West	Towson	Junior

DEFENSE				
Team	Position	Player	School	Class
First Team	LB	Stephon Robertson	James Madison	Senior

Associated Press All-Americans

OFFENSE				
Team	Position	Player	School	Class
First Team	OL	Eric Pike	Towson	Senior
First Team	RB	Terrance West	Towson	Junior
Third Team	TE	Justin Perillo	Maine	Senior

DEFENSE				
Team	Position	Player	School	Class
First Team	S	Jerome Couplin	William & Mary	Senior
First Team	LB	Stephon Robertson	James Madison	Senior
Second Team	CB	Kendall James	Maine	Senior
<i>Third Team</i>	<i>DL</i>	<i>Mike Reilly</i>	<i>William & Mary</i>	<i>Junior</i>

FCS Athletic Directors Association (ADA) All-Americans

OFFENSE				
Team	Position	Player	School	Class
First Team	RB	Terrance West	Towson	Junior

DEFENSE				
Team	Position	Player	School	Class
First Team	LB	Stephon Robertson	James Madison	Senior

The Sports Network All-Americans

OFFENSE				
Team	Position	Player	School	Class
First Team	OL	Eric Pike	Towson	Senior
First Team	RB	Terrance West	Towson	Junior
Second Team	OL	Matt Crisafi	William & Mary	Senior
<i>Second Team</i>	<i>FB</i>	<i>Emmanuel Holder</i>	<i>Towson</i>	<i>Sophomore</i>
Second Team	TE	Justin Perillo	Maine	Senior

DEFENSE				
Team	Position	Player	School	Class
First Team	S	Jerome Couplin	William & Mary	Senior
First Team	CB	Kendall James	Maine	Senior
First Team	LB	Stephon Robertson	James Madison	Senior
Second Team	DL	Zach Kerr	Delaware	Senior
Second Team	CB	Jordan Love	Towson	Senior
Third Team	LB	Telvion Clark	Towson	Senior

Walter Camp Foundation All-Americans

OFFENSE				
Team	Position	Player	School	Class
First Team	OL	Eric Pike	Towson	Senior
First Team	RB	Terrance West	Towson	Junior

DEFENSE				
Team	Position	Player	School	Class
First Team	S	Jerome Couplin	William & Mary	Senior
First Team	LB	Stephon Robertson	James Madison	Senior

College Sporting News Fabulous Fifty All-Americans

COACH			
Honor	Player	School	Class
Honorable Mention	Jack Cosgrove	Maine	21 Seasons

OFFENSE				
Team	Position	Player	School	Class
First Team	OL	Eric Pike	Towson	Senior
First Team	RB	Terrance West	Towson	Junior
<i>Honorable Mention WR</i>		<i>R.J. Harris</i>	<i>New Hampshire</i>	<i>Junior</i>
<i>Honorable Mention WR</i>		<i>Tre McBride</i>	<i>William & Mary</i>	<i>Junior</i>

DEFENSE				
Team	Position	Player	School	Class
First Team	DB	Jerome Couplin	William & Mary	Senior
First Team	DL	Zach Kerr	Delaware	Senior
First Team	LB	Stephon Robertson	James Madison	Senior
<i>Honorable Mention DL</i>		<i>Mike Reilly</i>	<i>William & Mary</i>	<i>Junior</i>

SPECIAL TEAMS				
Team	Position	Player	School	Class
<i>Honorable Mention P</i>		<i>Eric Enderson</i>	<i>Delaware</i>	<i>Freshman</i>

College Sports Journal All-Americans

INDIVIDUAL WINNER			
Honor	Player	School	Class
Offensive Player of the Year	Terrance West	Towson	Junior

OFFENSE				
Team	Position	Player	School	Class
<i>First Team</i>	<i>FB</i>	<i>Emmanuel Holder</i>	<i>Towson</i>	<i>Sophomore</i>
First Team	OL	Eric Pike	Towson	Senior
<i>First Team</i>	<i>QB/All-Purp. RB</i>	<i>John Robertson</i>	<i>Villanova</i>	<i>Sophomore</i>
First Team	RB	Terrance West	Towson	Junior
Honorable Mention	OL	Matt Crisafi	William & Mary	Senior
<i>Honorable Mention WR</i>		<i>R.J. Harris</i>	<i>New Hampshire</i>	<i>Junior</i>
Honorable Mention	TE	Justin Perillo	Maine	Senior
Honorable Mention	QB	Marcus Wasilewski	Maine	Senior

DEFENSE				
Team	Position	Player	School	Class
First Team	S	Jerome Couplin	William & Mary	Senior
First Team	CB	Kendall James	Maine	Senior
First Team	DL	Zach Kerr	Delaware	Senior
First Team	CB	Jordan Love	Towson	Senior
First Team	LB	Stephon Robertson	James Madison	Senior
<i>First Team</i>	<i>CB</i>	<i>Tye Smith</i>	<i>Towson</i>	<i>Junior</i>
Honorable Mention	LB	Telvion Clark	Towson	Senior
Honorable Mention	DL	Rakim Cox	Villanova	Senior
Honorable Mention	DL	Antoine Lewis	Villanova	Senior
<i>Honorable Mention S</i>		<i>Dean Marlowe</i>	<i>James Madison</i>	<i>Junior</i>

Active Players in italics

2013 All-CAA Football Honors

2013 CAA Football Major Awards

(as voted on by the head coaches)

COACH OF THE YEAR

Jack Cosgrove, Maine, 21 Seasons

OFFENSIVE PLAYER OF THE YEAR

Terrance West, Towson, Jr., Running Back

DEFENSIVE PLAYERS OF THE YEAR

Stephon Robertson, James Madison, Sr., Linebacker

SPECIAL TEAMS PLAYER OF THE YEAR

Tre McBride, William & Mary, Jr., Kick Returner/Punt Returner

OFFENSIVE ROOKIE OF THE YEAR

Darius Victor, Towson, Fr., Running Back

DEFENSIVE ROOKIE OF THE YEAR

Christophe Mulumba, Maine, R-Fr., Linebacker

2013 All-CAA Football First Team

(as voted on by the head coaches)

OFFENSE

Position	Player	School	Class
QB	Marcus Wasilewski	Maine	Senior
RB	Omar Osbourne	UAlbany	Junior
RB	Dae'Quan Scott	James Madison	Senior
RB	Terrance West	Towson	Junior
FB/HB	Emmanuel Holder	Towson	Sophomore
WR	Ben Edwards	Richmond	Senior
WR	R.J. Harris	New Hampshire	Junior
WR	Tre McBride	William & Mary	Junior
TE	Justin Perillo	Maine	Senior
OL	Matt Crisafi	William & Mary	Senior
OL	Jeff Gakos	Maine	Senior
OL	Austin Gund	Richmond	Junior
OL	Randall Harris	Towson	Senior
OL	Eric Pike	Towson	Senior
PK	Sean DeCloux	Maine	Sophomore
KR	Mackenzie Elliott	Rhode Island	Senior
PR	Rob Jones	Delaware	Senior

DEFENSE

Position	Player	School	Class
DL	Rakim Cox	Villanova	Senior
DL	Ryan Delaire	Towson	Junior
DL	Zach Kerr	Delaware	Senior
DL	Mike Reilly	William & Mary	Junior
DL	Jordan Stanton	James Madison	Senior
LB	Telvion Clark	Towson	Senior
LB	Airek Green	William & Mary	Junior
LB	Christophe Mulumba	Maine	Freshman
LB	Luke Rhodes	William & Mary	Sophomore
LB	Stephon Robertson	James Madison	Senior
CB	Kendall James	Maine	Senior
CB	Jordan Love	Towson	Senior
S	Christian Carpenter	Towson	Sophomore
S	Jerome Couplin III	William & Mary	Senior
P	Nick Ferrara	Stony Brook	Senior

2013 All-CAA Football Second Team

(as voted on by the head coaches)

OFFENSE

Position	Player	School	Class
QB	John Robertson	Villanova	Sophomore
RB	Andrew Pierce	Delaware	Senior
RB	Nico Steriti	New Hampshire	Junior
FB/HB	Seth Fisher	Richmond	Sophomore
WR	Stephen Barnette	Richmond	Junior
WR	Malcolm Eugene	Stony Brook	Senior

WR	Michael Johnson
TE	Nick Boyle
OL	Ricky Archer
OL	Josh Buccì
OL	Joe Hook
OL	Bobby Kennedy
OL	Josh Wells
PK	Brandon Jordi
KR	Tre McBride
PR	Robbie Jackson

Delaware	Junior
Delaware	Junior
New Hampshire	Senior
Villanova	Senior
Maine	Senior
Delaware	Senior
James Madison	Senior
Richmond	Sophomore
William & Mary	Junior
Rhode Island	Junior

DEFENSE

Position	Player	School	Class
DL	Michael Cole	Maine	Senior
DL	Evan Kelly	Richmond	Sophomore
DL	Antoine Lewis	Villanova	Senior
DL	Josh Moody	Rhode Island	Senior
DL	Tyler Snow	James Madison	Senior
LB	Andrew Bose	Rhode Island	Junior
LB	Pat Callaway	Delaware	Junior
LB	Don Cherry	Villanova	Sophomore
LB	Jawara Dudley	Stony Brook	Senior
LB	Monte Gaddis	Towson	Senior
CB	Craig James	Villanova	Senior
CB	Tye Smith	Towson	Junior
S	Dean Marlowe	James Madison	Junior
S	Christian Ricard	Stony Brook	Junior
P	Eric Ernderson	Delaware	Freshman

2013 All-CAA Football Third Team

(as voted on by the head coaches)

OFFENSE

Position	Player	School	Class
QB	Michael Strauss	Richmond	Junior
RB	Mikal Abdul-Saboor	William & Mary	Sophomore
RB	Kevin Monangai	Villanova	Junior
FB/HB	Darnell Laws	William & Mary	Junior
WR	John Ebeling	Maine	Senior
WR	Leon Kinnard	Towson	Senior
WR	Justin Mello	New Hampshire	Senior
WR	Spencer Wilkins	Towson	Junior
TE	Harold Spears	New Hampshire	Junior
OL	Andrew Belizaire	Rhode Island	Senior
OL	Ross Hall	Villanova	Junior
OL	Brandon Heath	Delaware	Senior
OL	Seamus O'Neill	New Hampshire	Senior
OL	Doug Shaw	Towson	Senior
PK	John Carpenter	William & Mary	Junior
KR	Derrick Joseph	Towson	Junior
PR	Dean Marlowe	James Madison	Junior

DEFENSE

Position	Player	School	Class
DL	Trevor Bates	Maine	Sophomore
DL	Andrew Smith	UAlbany	Senior
DL	James Timmins	Rhode Island	Senior
DL	Kerry Wynn	Richmond	Senior
LB	Akil Anderson	New Hampshire	Sophomore
LB	Christian Dorsey	UAlbany	Junior
LB	Aaron Roane	Richmond	Junior
LB	Gage Steele	James Madison	Freshman
LB	Eric Wright	Richmond	Junior
CB	DeAndre Houston-Carson	William & Mary	Sophomore
CB	Wayne Pettus	Richmond	Senior
S	Manny Asam	New Hampshire	Senior
S	Cameron McCurry	Villanova	Sophomore
P	Mark Hamilton	Villanova	Senior

Active Players in italics



2013 Weekly Honors

	OFFENSIVE	DEFENSIVE	SPECIAL TEAMS	ROOKIE
Sept. 2	Terrance West - Jr., RB, Towson	Joey Harmon - Jr., LB, Villanova	Dae'Quan Scott - Sr., PR/RB, James Madison	Taylor Reynolds - R-Fr., CB, James Madison
Sept. 9	Omar Osbourne - Jr., RB, UAlbany	Reuben Johnson - Sr., DB, Stony Brook	Rob Jones - Sr., PR/KR, Delaware	Kendell Anderson - R-Fr., RB, William & Mary
Sept. 16	Terrance West - Jr., RB, Towson	Andrew Bose - Jr., LB, Rhode Island	Derrick Joseph - Jr., KR/WR, Towson	Christophe Mulumba - R-Fr., LB, Maine
Sept. 23	Michael Johnson - Jr., WR, Delaware	Stephon Robertson - Sr., LB, James Madison	Wayne Pettus - Sr., DB, Richmond	Darius Victor - Fr., RB, Towson
Sept. 30	John Robertson - So., QB, Villanova	Stephon Robertson - Sr., LB, James Madison	Brad Prasky - Jr., P, New Hampshire	Christophe Mulumba - R-Fr., LB, Maine
Oct. 7	Terrance West - Jr., RB, Towson	Telvion Clark - Sr., LB, Towson	Conner Arnone - So., P/PK, James Madison	Gage Steele - R-Fr., LB, James Madison
Oct. 14	John Robertson - So., QB, Villanova	Cameron McCurry - So., S, Villanova	Dejor Simmons - Jr., KR, James Madison	Kwe'shon Williams - R-Fr., CB, James Madison
Oct. 21	John Robertson - So., QB, Villanova Marcus Wasilewski - Sr., QB, Maine	Donnell Lewis - So., S, Towson	Dylan Smith - So., K, Rhode Island	Dalton Crossan - R-Fr., RB/KR, New Hampshire
Oct. 28	Terrance West - Jr., RB, Towson	Telvion Clark - Sr., LB, Towson Stephon Robertson - Sr., LB, James Madison	DeAndre Houston-Carson - So., CB, William & Mary	Eric Enderson - R-Fr., P, Delaware
Nov. 4	Trevor Sasek - Sr., QB, Delaware	Luke Rhodes - So., LB, William & Mary	Brandon Jordi - So., K, Richmond	Christophe Mulumba - R-Fr., LB, Maine
Nov. 11	Michael Strauss - Jr., QB, Richmond	Jerome Couplin III - Sr., FS, William & Mary	Travis Hawkins - Sr., KR/DB, Delaware	Christophe Mulumba - R-Fr., LB, Maine
Nov. 18	Michael Strauss - Jr., QB, Richmond	Donnell Lewis - So., DB, Towson	Sean Decloux - So., K, Maine	Dalton Crossan - R-Fr., KR/RB, New Hampshire
Nov. 25	John Robertson - So., QB, Villanova	Tye Smith - Jr., CB, Towson	Tre McBride - Jr., KR/PR, William & Mary	Casey DeAndrade - R-Fr., CB, New Hampshire

Career CAA Football Weekly Award Leaders

(Since 2007)

9 - Andrew Pierce (Delaware, RB)

7 - Jonathan Grimes (William and Mary, RB); Terrance West (Towson, RB)

6 - Taylor Heinicke (Old Dominion, QB); Rodney Landers (James Madison, QB); Justin Rogers (Richmond, KR/DB); Justin Thorpe (James Madison, QB)

5 - Matt Evans (New Hampshire, LB); Scotty McGee (James Madison, KR); John Robertson (Villanova, QB)

4 - Pat Devlin (Delaware, QB); Dontra Peters (New Hampshire, CB/RB); Dae'Quan Scott (James Madison, QB/RB); Eric Ward (Richmond, QB)

3 - Jovan Belcher (Maine, DL); Grant Enders (Towson, QB); Tyler Holmes, (Massachusetts, LB); Josh Jennings (Massachusetts, LB); Tom Manning (New Hampshire, PK); Eric McBride (Richmond, LB); Stephon Robertson (James Madison, LB); Ricky Santos (New Hampshire, QB); Cooper Taylor (Richmond, DB); Anthony Walters (Delaware, DB); B.W. Webb (William and Mary, DB); Chris Whitney (Villanova, QB); Paul Worriflow (Delaware, LB)

2 - Angelo Babbaro (Villanova, KR); Sean Baner (Delaware, PK); Pushaun Brown (Maine, RB); Liam Coen (Massachusetts, QB); Derek Cox (William and Mary, DB); Louis Feinstein (Rhode Island, PK); Sean Goldrich (New Hampshire, QB); R.J. Harris (New Hampshire, WR); Derek Hatcher (Richmond, PR); Jonathan Hernandez (Massachusetts, RB); Tim Hightower (Richmond, RB); Kareem Huggins (Hofstra, KR); Kyle Hunte (Northeastern, LB); Brock Jackolski, (Hofstra, RB); Nigel Jones (Maine, RB); Derrick Joseph (Towson, WR); Terrence Klein (New Hampshire, LB); Joe Marcoux (Villanova, PK); Perry McIntyre (Massachusetts, LB); Brian Pate (William and Mary, PK); James Pitts (Villanova, DB); Steve Probst (Rhode Island, QB); Cameron Starke (James Madison, PK); Jon Striefsky (Delaware, PK); R.J. Toman (New Hampshire, QB); Adrian Tracy (William and Mary, DL); Jake Trantini (William and Mary, LB); Jared Turcotte (Maine, RB); Antonio Vaughan (Old Dominion, WR/PR); Josh Vaughan (Richmond, RB); Gian Villante (Hofstra, LB); Griff Yancey (James Madison, RB)

1 - Adam Abramowitz (Richmond, DL); D.J. Adeoba (Massachusetts, LB); Victor Adesanya (Rhode Island, DL); Ronnie Akins (Villanova, DB); R.J. Archer (William and Mary, QB); Peter Athens (Towson, QB); Jakwail Bailey (Old Dominion, WR); Aaron Ball (Villanova, RB); John Baranowsky (James Madison, DL); Justin Barnes (James Madison, LB); Nick Battle (Richmond, DL); Mike Boyle (New Hampshire, KR); Brian Bradford (Towson, LB); Anthony Bratton (Delaware, DB); Marcus Burley (Delaware, DB); Jerry Butler (Delaware, KR); Mike Calahan (William and Mary, QB); Derek Cassidy (Rhode Island, QB); Cory Christopher (Hofstra, QB); Cody Cipalla (Delaware, QB); John Clements (New Hampshire, KR); Michael Cole (Maine, DE); Dante Cook (William and Mary, LB); Casey Cooley (Richmond, DL); Aaron Corp (Richmond, QB); Trevor Coston (Maine, PR); Omar Cuff (Delaware, RB); Taveion Cuffee (James Madison, DB); John Dempsey (Villanova, DB); Donte Dennis (Maine, LB); Cameron Dohse (William and Mary, WR); Tim Donnelly (Delaware, QB); Drew Dudzik (James Madison, QB); Joe Flacco (Delaware, QB); Terrance Fox (New Hampshire, KR); Jake Giusti (Delaware, DB); Colby Goodwyn (Old Dominion, RB); Matt Goff (James Madison, P); John Greer (New Hampshire, DB); John Griffin (Northeastern, RB); Stanley Gutierrez (Hofstra, LB); Darryl Hamilton (Richmond, DB); Mark Hamilton (Villanova, PK/P); Joey Harmon (Villanova, LB); Brandyn Harvey (Villanova, WR); Brian Harvey (Maine, PK); Kyle Havens (Massachusetts, QB); John Hawkins (Delaware, KR); David Hayes (Delaware, RB); Ryan Hinds (New Hampshire, DB); Emmanuel Holder (Towson, FB); Stephen Howell (Richmond, DB); Matt Hubbard (Georgia State, P); Markus Hunter (James Madison, DB); Travis Hurd (Rhode Island, KR); Marcus Hyde (William and Mary, DE); Devon Jackson (New Hampshire, LB); Chris Jeannot (New Hampshire, TE); Sean Jellison (New Hampshire, RB); Deontray Johnson (Rhode Island, KR); Mat Johnson (Northeastern, PK); Michael Johnson (Delaware, WR/KR); Brandon Johnson-Farrell (Rhode Island, WR); Jesse Julmiste (Massachusetts, KR); Wil Kamin (Richmond, PK/P); Chris Koeplin (Massachusetts, PK); TIm Kukucka (Villanova, DL); Brandon Lee (James Madison, DE); Eriq Lewis (Old Dominion, CB); Poppy Livers (Villanova, PR); Sherman Logan (Richmond, DL); Eric Loper (Villanova, DB); Mike MacArthur (New Hampshire, PK/P); Fred Maldonado (Villanova, DB); Matt Marcorelle (Delaware, DL); Deron Mayo (Hofstra, DL); Miguel Maysonet (Hofstra, RB); Willie McGinnis (Rhode Island, DL);

David Miller (William and Mary, P); Greg Miller (Villanova, DL); Arthur Moats (James Madison, DL); Martel Moody (Villanova, DB); J.J. Moore (Massachusetts, WR); Alex Mosley (James Madison, DL); Maurice Murray (Northeastern, RB); Kirk Nelms (Massachusetts, DB); Tony Nelson (Massachusetts, RB); Joey Orlando (New Hampshire, WR); Martin Parker (Richmond, DL); Matt Parent (New Hampshire, LB); Mike Perry (Delaware, PK); Jake Phillips (William and Mary, QB); Kyle Polk (Towson, LB); Luke Rhodes (William and Mary, LB); Josh Roach (James Madison, LB); Aaron Roane (Richmond, DB); Courtney Robinson (Massachusetts, KR); Donald Russell (Georgia State, RB); Troy Russell (Maine, LB); Josh Rutter (William and Mary, LB); Trevor Sasek (Delaware, QB); Sean Schaefer (Towson, QB); Tye Smith (Towson, CB); Hugo Souza (New Hampshire, LB); Nico Steriti (New Hampshire, RB); Rickey Stevens (Maine, RB); Matt Szczur (Villanova, WR); Julian Talley (Massachusetts, WR); Phillip Thaxton (Delaware, RB); Nate Thellen (Northeastern, DB); Terence Thomas (Villanova, LB); Brian Thompson (William and Mary, DB); Chris Treister (Maine, QB); Ricky Tunstall (Delaware, FS); Andy Vailas (New Hampshire, QB); Dino Vasso (New Hampshire, DB); Caleb Violette (Massachusetts, PK/P); Ed Wagner (Delaware, P); Jordan Waxman (Maine, P); Terrel Walker (Maine, RB); Lamir Whetstone (Maine, DB); Chase Williams (James Madison, LB); Pat Williams (James Madison, LB); Roger Williams (Hofstra, PK); Albert Wilson (Georgia State, KR); Nick Yako, (Villanova, PK); Rauley Zaragoza (Delaware, P); Rob Zarilli (Hofstra, PK)

2013 National Weekly Honorees

THE SPORTS NETWORK FCS NATIONAL PLAYERS OF THE WEEK

Sept. 9	Kendell Anderson, William & Mary, RB (Freshman)
Sept. 16	Andrew Bose, Rhode Island, LB (Defensive)
Oct. 7	Terrance West, Towson, RB (Offensive)
Oct. 7	Gage Steele, James Madison, LB (Freshman)
Oct. 21	Dylan Smith, Rhode Island, K (Special Teams)
Oct. 28	Telvion Clark, Towson, LB (Defensive)
Nov. 18	Michael Strauss, Richmond, QB (Offensive)

COLLEGE SPORTING NEWS ALL-STARS

Sept. 2	Terrance West, Towson, RB (Offensive)
Sept. 23	Wayne Pettus, Richmond, DB (Defensive)
Oct. 14	John Robertson, Villanova, QB (Offensive)
Oct. 21	Dylan Smith, Rhode Island, K (Special Teams)
Oct. 28	Terrance West, Towson, RB (Offensive)



2013 CAA Football Versus The Nation

2013 CAA FOOTBALL NONCONFERENCE RECORDS OVERALL: 29-19 (.604) | FCS-ONLY: 27-11 (.711)

Conference	----- 2013 -----			2012	Pct.
	Games	W-L	Pct.		
ACC (FBS)	2	0-2	.000	0-3	.000
<i>Boston College 24, Villanova 14; NC State 23, Richmond 21;</i>					
American Athletic Conference (FBS)	1	1-0	1.000	0-1	.000
<i>Towson 33, Connecticut 18</i>					
Big 12 (FBS)	1	0-1	.000	0-1	.000
<i>West Virginia 24, William & Mary 17</i>					
Big Sky (FCS)	1	1-0	1.000	--	--
<i>Towson 35, Eastern Washington 31</i>					
Big South (FCS)	3	2-1	.667	3-1	.750
<i>Richmond 34, VMI 0; Gardner-Webb 12, Richmond 10; Richmond 30, Liberty 21</i>					
Big Ten (FBS)	1	0-1	.000	0-1	.000
<i>Northwestern 35, Maine 21</i>					
Independent (FBS)	1	0-1	.000	--	--
<i>Navy 51, Delaware 7</i>					
Independent (FCS)	3	1-2	.333	--	--
<i>James Madison 34, Charlotte 7; Old Dominion 66, UAlbany 10; Old Dominion 66, Rhode Island 14</i>					
Ivy League (FCS)	3	2-1	.667	2-1	.667
<i>Villanova 35, Penn 6; Brown 31, Rhode Island 14; William & Mary 27, Penn 14</i>					
Mid-American (FBS)	4	1-3	.250	0-2	.000
<i>Maine 24, Massachusetts 14; Central Michigan 24, New Hampshire 21; Akron 35, James Madison 33; Buffalo 26, Stony Brook 23 (F/SOT)</i>					
Mid-Eastern (FCS)	5	5-0	1.000	2-1	.667
<i>Maine 23, Norfolk State 6; Delaware 42, Delaware State 21; William & Mary 31, Hampton 7; Towson 49, Delaware State 7; Towson 35, North Carolina Central 17</i>					
Missouri Valley (FCS)	2	0-2	.000	--	--
<i>North Dakota State 52, New Hampshire 14; North Dakota State 35, Towson 7</i>					
Northeast (FCS)	8	6-2	.750	5-2	.714
<i>James Madison 38, Central Connecticut State 14; Duquesne 35, UAlbany 24; Maine 35, Bryant 22; James Madison 24, St. Francis (Pa.) 20; Delaware 49, Wagner 9; Central Connecticut State 20, UAlbany 17; Rhode Island 42, Central Connecticut State 7; Stony Brook 21, Bryant 13</i>					
Ohio Valley (FCS)	1	1-0	1.000	--	--
<i>Towson 49, Eastern Illinois 39</i>					
Patriot (FCS)	9	6-3	.667	3-1	.750
<i>Fordham 51, Rhode Island 26; Towson 49, Holy Cross 7; UAlbany 37, Colgate 34; Fordham 27, Villanova 24; New Hampshire 53, Colgate 23; William & Mary 34, Lafayette 6; Lehigh 34, New Hampshire 27; Stony Brook 27, Colgate 3; New Hampshire 45, Lafayette 7; Towson 48, Fordham 28</i>					
Pioneer (FCS)	1	1-0	1.000	1-0	1.000
<i>Delaware 51, Jacksonville 35</i>					
Southeastern (FBS)	-	--	.000	0-2	.000
Southern (FCS)	-	--	--	0-2	.000
Southland (FCS)	1	1-0	1.000	--	--
<i>New Hampshire 20, Southeastern Louisiana 17</i>					
Southwestern Athletic (FCS)	-	--	--	1-0	1.000
Western Athletic (FBS)	-	--	--	0-1	.000
Division II	-	--	--	1-0	1.000
CAA Football vs. FCS	38	27-11	.711	17-8	.680

CAA FOOTBALL NONCONFERENCE RECORDS (Since 2002)

Year	----- Overall -----			----- Playoffs -----	
	Games	W-L	Pct.	W-L	Pct.
2002	36	24-12	.667	3-3	.500
2003	36	24-12	.667	4-1	.800
2004	47	32-15	.681	8-3 (2 CAAFB matchups)	.727
2005	40	25-15	.625	2-2	.500
2006	39	24-15	.615	4-3 (1 CAAFB matchup)	.571
2007	47	30-17	.638	6-5	.545
2008	54	34-20	.630	8-4 (1 CAAFB matchup)	.667
2009	43	29-14	.674	8-3 (2 CAAFB matchups)	.727
2010	38	24-14	.632	6-4 (1 CAAFB matchup)	.600
2011	41	25-16	.610	3-5	.375
2012	37	18-19	.486	1-3	.250
2013	48	29-19	.604	6-3 (1 CAAFB matchup)	.667
TOTALS	506	318-188	.628	60-39 (8 CAAFB matchups)	.606

CAA FOOTBALL ALL-TIME VICTORIES OVER BCS/FBS OPPONENTS

(Since NCAA I-A "BCS/FBS" & I-AA "FCS" Division in 1978)

YEAR	CAA Football School	BCS/FBS Opponent	Score	Date
1978	Massachusetts	Boston College	27-0	Nov. 5
1984	Massachusetts	Ball State	26-10	Sept. 1
1986	Delaware	Navy	27-14	Nov. 15
1989	Delaware	Navy	10-9	Nov. 18
1991	Delaware	Navy	29-25	Oct. 26
1992	Delaware	Navy	37-21	Oct. 24
1994	Boston Univ.	Army	21-12	Nov. 12
1998	William & Mary	Temple (BCS)	45-38	Oct. 3
1999	Connecticut	Buffalo	23-0	Sept. 18
2000	Northeastern	Connecticut	35-27	Sept. 23
2000	Richmond	Arkansas State	30-27	Sept. 30
2000	Rhode Island	Connecticut	26-21	Nov. 11
2002	Villanova	Rutgers (BCS)	37-19	Aug. 31
2002	Northeastern	Ohio	31-0	Sept. 7
2003	Villanova	Temple (BCS)	23-20	Sept. 6
2003	Delaware	Navy	21-17	Oct. 25
2004	New Hampshire	Rutgers (BCS)	35-24	Sept. 11
2004	Maine	Mississippi State (BCS)	9-7	Sept. 18
2006	Richmond	Duke (BCS)	13-0	Sept. 2
2006	New Hampshire	Northwestern (BCS)	34-17	Sept. 9
2007	New Hampshire	Marshall	48-35	Sept. 15
2007	Delaware	Navy	59-52	Oct. 27
2008	New Hampshire	Army	28-10	Sept. 6
2009	Villanova	Temple	27-24	Sept. 3
2009	William & Mary	Virginia (BCS)	26-14	Sept. 5
2009	Richmond	Duke (BCS)	24-16	Sept. 5
2009	New Hampshire	Ball State	23-16	Sept. 12
2010	James Madison	Virginia Tech (BCS)	21-16	Sept. 11
2011	Richmond	Duke (BCS)	23-21	Sept. 3
2013	Towson	Connecticut (BCS)	33-18	Aug. 29
2013	Maine	Massachusetts	24-14	Sept. 7

CAA Football vs. BCS/FBS (Since NCAA Division - 1978) 31-146 (.175)



2013 Team & Coach Statistics

CAA FOOTBALL RECORD LAST FIVE SEASONS (2009-2013)

(All Games)

Team	Wins	Losses	Pct.	Titles
New Hampshire	44	21	.677	1
Villanova	39	24	.619	2
Delaware	37	23	.617	1
Richmond	34	23	.596	2
James Madison	33	25	.569	1
Maine	33	26	.559	1
William & Mary	33	27	.550	1
Towson	32	29	.525	2
Stony Brook ¹	5	6	.455	0
Rhode Island	12	44	.214	0
UAlbany ¹	1	11	.083	0

1 - Began league membership in 2013

CAA FOOTBALL RECORD LAST 10 SEASONS (2004-2013)

(All Games)

Team	Wins	Losses	Pct.	Titles
New Hampshire	91	38	.705	2
James Madison	82	40	.672	2
Richmond	76	46	.623	4
Villanova	72	48	.600	2
Delaware	72	50	.590	3
William & Mary	61	55	.526	2
Maine	60	55	.522	1
Towson ¹	54	63	.462	2
Stony Brook ²	5	6	.455	0
Rhode Island	30	81	.270	0
UAlbany ²	1	11	.083	0

1 - Began league membership in 2004

2 - Began league membership in 2013

2013 CAA FOOTBALL COACHING RECORDS

Coach, Team	COLLEGIATE OVERALL RECORD		ALL GAMES AT CAA SCHOOLS		CAA FOOTBALL GAMES ONLY	
	W-L-T	Pct.	W-L-T	Pct.	W-L-T	Pct.
Bob Ford, UAlbany	265-191-1	.581	1-11	.083	0-8	.000
Dave Brock, Delaware	7-5	.583	7-5	.583	4-4	.500
Mickey Matthews, James Madison	109-71	.606	109-71	.606	71-52	.577
Jack Cosgrove, Maine	121-121	.500	121-121	.500	83-88	.485
Sean McDonnell, New Hampshire	114-71	.616	114-71	.616	71-52	.577
Joe Trainer, Rhode Island	25-64	.281	12-44	.214	8-32	.200
Danny Rocco, Richmond	61-29	.678	14-9	.609	10-6	.625
Chuck Priore, Stony Brook	91-49	.650	5-6	.455	3-5	.375
Rob Ambrose, Towson	35-36	.493	32-29	.525	20-20	.500
Andy Talley, Villanova	232-143-2	.619	204-125-1	.620	124-87	.588
Jimmye Laycock, William & Mary	222-165-2	.574	222-165-2	.574	97-74	.567

CAA FOOTBALL ALL-TIME LEAGUE STANDINGS

(League games only)

Team	Wins	Losses	Ties	Pct.	Overall Titles	Shared Titles	Outright Titles	Last Title
<i>Old Dominion</i>	13	3	0	.813	0	0	0	-----
Delaware	142	83	0	.631	9	7	2	2010
<i>Massachusetts</i>	236	139	4	.628	21	11	10	2007
Villanova	124	87	0	.588	6	5	1	2012
<i>Connecticut</i>	158	115	10	.576	15	10	5	1989
James Madison	97	74	0	.567	3	2	1	2008
William & Mary	97	74	0	.567	4	3	1	2010
New Hampshire	214	182	10	.540	13	5	8	2012
Maine	186	214	7	.465	12	8	4	2013
Richmond	104	121	0	.462	7	6	1	2012
<i>Boston University</i>	71	89	0	.444	6	4	2	1993
<i>Hofstra</i>	31	44	0	.413	1	1	0	2001
Stony Brook	3	5	0	.375	0	0	0	-----
<i>Northeastern</i>	52	87	0	.374	1	1	0	2002
Towson	30	51	0	.370	2	1	1	2012
Rhode Island	133	273	7	.328	7	5	2	1985
<i>Vermont</i>	27	63	2	.304	0	0	0	-----
<i>Georgia State</i>	1	7	0	.125	0	0	0	-----
UAlbany	0	8	0	.000	0	0	0	-----

former league members in italics

Last Back-to-Back Champion: Towson (2011-12) - Shared with New Hampshire, Richmond and Villanova in 2012**Longest Title Streak:** 5, Connecticut (1956-60)**Most Years Between Titles:** 28, Rhode Island (1985-2013)



2013 Team Statistics

SCORING OFFENSE

	G	TD	XP	2XP	DXP	FG	Saf	Pts	Avg
1. Towson (19)	16	81	70	4	0	7	0	585	36.6
2. Delaware (31)	12	54	43	3	1	6	0	393	32.8
3. New Hampshire (34)	15	60	43	6	0	15	1	462	30.8
4. Villanova (35)	11	45	43	0	0	8	0	337	30.6
5. Maine (40)	13	49	45	0	0	16	0	387	29.8
6. James Madison (49)	12	44	35	2	0	12	0	339	28.2
7. Richmond (52)	12	40	28	5	0	18	0	332	27.7
8. Stony Brook (84)	11	30	29	0	0	12	0	245	22.3
9. William & Mary (95)	12	30	27	0	0	15	0	252	21.0
10. UAlbany (108)	12	27	22	1	0	11	1	221	18.4
11. Rhode Island (120)	12	20	15	0	0	8	0	159	13.2

SCORING DEFENSE

	G	TD	XP	2XP	DXP	FG	Saf	Pts	Avg
1. William & Mary (2)	12	20	19	1	0	9	0	168	14.0
2. Stony Brook (18)	11	30	23	2	0	11	1	242	22.0
3. Maine (20)	13	39	32	1	1	5	1	287	22.1
4. Villanova (22)	11	31	20	3	0	11	0	245	22.3
5. New Hampshire (29)	15	42	38	1	0	17	1	345	23.0
6. Richmond (40)	12	34	31	0	0	17	0	286	23.8
7. Towson (42)	16	50	40	5	0	11	0	383	23.9
8. James Madison (43)	12	36	31	2	0	12	1	289	24.1
9. Delaware (88)	12	50	41	1	0	12	0	379	31.6
10. Rhode Island (99)	12	53	51	0	0	11	0	402	33.5
11. UAlbany (102)	12	52	40	2	0	18	1	412	34.3

PASS OFFENSE

	G	Att	Cmp	Int	Pct.	Yds	Avg	TD	Yds/G
1. Richmond (7)	12	533	350	9	65.7	3939	7.4	28	328.2
2. Maine (28)	13	416	280	9	67.3	3273	7.9	25	251.8
3. Delaware (35)	12	381	237	10	62.2	2880	7.6	27	240.0
4. New Hampshire (37)	15	490	294	12	60.0	3593	7.3	25	239.5
5. James Madison (44)	12	385	229	15	59.5	2813	7.3	23	234.4
6. Towson (49)	16	413	266	13	64.4	3622	8.8	19	226.4
7. Stony Brook (58)	11	290	167	9	57.6	2367	8.2	13	215.2
8. UAlbany (70)	12	390	217	11	55.6	2431	6.2	9	202.6
9. Villanova (86)	11	252	172	8	68.3	2008	8.0	15	182.5
10. William & Mary (96)	12	299	160	6	53.5	2040	6.8	10	170.0
11. Rhode Island (103)	12	366	194	13	53.0	1917	5.2	10	159.8

PASS DEFENSE

	G	Att	Cmp	Int	Pct.	Yds	Avg	TD	Yds/G
1. Maine (13)	13	381	180	14	47.2	2300	6.0	17	176.9
2. William & Mary (21)	12	409	242	9	59.2	2249	5.5	8	187.4
3. Stony Brook (30)	11	328	192	6	58.5	2147	6.5	19	195.2
4. Richmond (59)	12	374	231	17	61.8	2644	7.1	12	220.3
5. Rhode Island (68)	12	335	215	8	64.2	2681	8.0	21	223.4
6. New Hampshire (88)	15	520	304	15	58.5	3572	6.9	22	238.1
7. Towson (92)	16	596	374	16	62.8	3839	6.4	28	239.9
8. Villanova (96)	11	353	235	10	66.6	2671	7.6	14	242.8
9. James Madison (103)	12	426	257	10	60.3	3015	7.1	24	251.2
10. Delaware (104)	12	371	227	12	61.2	3023	8.1	26	251.9
11. UAlbany (105)	12	374	242	4	64.7	3038	8.1	18	253.2

KICKOFF RETURNS

	G	Ret	Yds	TD	Avg
1. William & Mary (5)	12	28	697	0	24.9
2. Rhode Island (22)	12	60	1342	0	22.4
3. James Madison (24)	12	43	948	1	22.0
4. Maine (26)	13	48	1057	1	22.0
5. Delaware (50)	12	52	1084	1	20.8
6. Richmond (94)	12	30	566	0	18.9
7. New Hampshire (95)	15	52	979	1	18.8
8. Towson (106)	16	58	1070	2	18.4
9. Villanova (105)	11	35	636	0	18.2
10. UAlbany (107)	12	55	990	0	18.0
11. Stony Brook (113)	11	36	611	0	17.0

PUNTING

	G	No.	Yards	Avg/P	PR	Avg	TBg	Net/P
1. Delaware (2)	12	60	2701	45.0	153	2.5	3	41.5
2. Villanova (9)	11	45	1835	40.8	79	1.8	1	38.6
3. Stony Brook (18)	11	48	2057	42.9	167	3.5	4	37.7
4. New Hampshire (32)	15	72	2975	41.3	134	1.9	9	37.0
5. UAlbany (33)	12	62	2433	39.2	83	1.3	3	36.9
6. William & Mary (49)	12	65	2536	39.0	110	1.7	5	35.8
7. Towson (67)	16	50	1867	37.3	88	1.8	2	34.8
8. Rhode Island (72)	12	88	3212	36.5	61	0.7	5	34.7
9. Maine (89)	13	64	2467	38.5	106	1.7	10	33.8
10. James Madison (93)	12	61	2285	37.5	150	2.5	5	33.4
11. Richmond (106)	12	54	2007	37.2	141	2.6	6	32.3

TURNOVER MARGIN

	G	--- Gained ---			--- Lost ---			Per/G	
	G	Fum	Int	Tot	Fum	Int	Tot	Mar	Per/G
1. William & Mary (33)	12	11	9	20	9	6	15	+5	0.42
2. Richmond (33)	12	7	17	24	11	9	20	+4	0.33
3. Maine (38)	13	6	14	20	7	9	16	+4	0.31
4. New Hampshire (40)	15	11	15	26	10	12	22	+4	0.27
5. Towson (60)	16	19	16	35	20	13	33	+2	0.12
6. Villanova (73)	11	5	10	15	9	8	17	-2	-0.18
Stony Brook (73)	11	6	6	12	5	9	14	-2	-0.18
8. Rhode Island (77)	12	10	8	18	8	13	21	-3	-0.25
Delaware (84)	12	7	12	19	12	10	22	-3	-0.25
10. UAlbany (90)	12	9	4	13	7	11	18	-5	-0.42
11. James Madison (94)	12	7	10	17	8	15	23	-6	-0.50

RUSHING OFFENSE

	G	Att	Yds	Avg	TD	Yds/G
1. Villanova (9)	11	480	2760	5.8	27	250.9
2. Towson (11)	16	712	3830	5.4	55	239.4
3. New Hampshire (34)	15	597	2893	4.8	30	192.9
4. Delaware (48)	12	447	2124	4.8	24	177.0
5. Maine (50)	13	492	2269	4.6	21	174.5
6. James Madison (51)	12	517	2071	4.0	16	172.6
7. UAlbany (75)	12	470	1820	3.9	18	151.7
8. William & Mary (77)	12	470	1787	3.8	15	148.9
9. Stony Brook (82)	11	454	1587	3.5	16	144.3
10. Rhode Island (86)	12	486	1658	3.4	9	138.2
11. Richmond (104)	12	380	1358	3.6	11	113.2

RUSHING DEFENSE

	G	Rushes	Yards	Avg.	TD	Yds/G
1. James Madison (7)	12	442	1183	2.7	11	98.6
2. William & Mary (13)	12	435	1412	3.2	11	117.7
3. Villanova (20)	11	396	1373	3.5	15	124.8
4. Towson (23)	16	552	2026	3.7	20	126.6
5. Stony Brook (26)	11	383	1432	3.7	9	130.2
6. Richmond (32)	12	406	1655	4.1	18	137.9
7. Maine (59)	13	494	2149	4.4	20	165.3
8. New Hampshire (62)	15	589	2539	4.3	18	169.3
9. Delaware (85)	12	530	2300	4.3	19	191.7
10. UAlbany (96)	12	520	2421	4.7	32	201.8
11. Rhode Island (103)	12	482	2594	5.4	29	216.2

TOTAL OFFENSE

	G	Rush	Pass	Plays	Yards	Avg/P	TD	Yds/G
1. Towson (12)	16	3830	3622	1125	7452	6.6	74	465.8
2. Richmond (24)	12	1358	3939	913	5297	5.8	39	441.4
3. Villanova (27)	11	2760	2008	732	4768	6.5	42	433.5
4. New Hampshire (29)	15	2893	3593	1087	6486	6.0	55	432.4
5. Maine (31)	13	2269	3273	908	5542	6.1	46	426.3
6. Delaware (39)	12	2124	2880	828	5004	6.0	51	417.0
7. James Madison (45)	12	2071	2813	902	4884	5.4	39	407.0
8. Stony Brook (70)	11	1587	2367	744	3954	5.3	29	359.5
9. UAlbany (77)	12	1820	2431	860	4251	4.9	27	354.2
10. William & Mary (101)	12	1787	2040	769	3827	5.0	25	318.9
11. Rhode Island (110)	12	1658	1917	852	3575	4.2	19	297.9

NCAA FCS ranking in parentheses





2013 Team Statistics

TOTAL DEFENSE

	G	Rush	Pass	Plys	Yards	Avg	TD	Yds/G
1. William & Mary (8)	12	1412	2249	844	3661	4.3	19	305.1
2. Stony Brook (15)	11	1432	2147	711	3579	5.0	28	325.4
3. Maine (22)	13	2149	2300	875	4449	5.1	37	342.2
4. James Madison (30)	12	1183	3015	868	4198	4.8	35	349.8
5. Richmond (36)	12	1655	2644	780	4299	5.5	30	358.2
6. Towson (43)	16	2026	3839	1148	5865	5.1	48	366.6
7. Villanova (45)	11	1373	2671	749	4044	5.4	29	367.6
8. New Hampshire (79)	15	2539	3572	1109	6111	5.5	40	407.4
9. Rhode Island (96)	12	2594	2681	817	5275	6.5	50	439.6
10. Delaware (98)	12	2300	3023	901	5323	5.9	45	443.6
11. UAlbany (102)	12	2421	3038	894	5459	6.1	50	454.9

PUNT RETURN AVG

	G	Ret	Yds	TD	Avg
1. Delaware (20)	12	16	178	1	11.1
2. Rhode Island (33)	12	15	153	0	10.2
3. Richmond (43)	12	19	181	0	9.5
4. James Madison (54)	12	26	226	2	8.7
5. William & Mary (73)	12	18	127	0	7.1
6. New Hampshire (78)	15	26	171	1	6.6
7. Stony Brook (84)	11	19	114	0	6.0
8. Maine (91)	13	32	174	0	5.4
9. Villanova (98)	11	12	58	0	4.8
10. Towson (118)	16	20	45	0	2.2
11. UAlbany (122)	12	13	1	0	0.1

PASS EFFICIENCY

	G	Att	Cmp	Pct	Int	Yds	TD	Effic
1. Maine (11)	13	416	280	67.3	9	3273	25	148.9
2. Villanova (12)	11	252	172	68.3	8	2008	15	148.5
3. Towson (15)	16	413	266	64.4	13	3622	19	147.0
4. Delaware (21)	12	381	237	62.2	10	2880	27	143.8
5. Richmond (26)	12	533	350	65.7	9	3939	28	141.7
6. Stony Brook (41)	11	290	167	57.6	9	2367	13	134.7
7. New Hampshire (44)	15	490	294	60.0	12	3593	25	133.5
8. James Madison (46)	12	385	229	59.5	15	2813	23	132.8
9. William & Mary (83)	12	299	160	53.5	6	2040	10	117.8
10. UAlbany (99)	12	390	217	55.6	11	2431	9	110.0
11. Rhode Island (115)	12	366	194	53.0	13	1917	10	98.9

PASS DEF EFFICIENCY

	G	Att	Cmp	Int	Pct.	Yds	TD	Effic
1. Maine (7)	13	381	180	14	47.2	2300	17	105.3
2. William & Mary (11)	12	409	242	9	59.2	2249	8	107.4
3. Richmond (42)	12	374	231	17	61.8	2644	12	122.6
4. New Hampshire (49)	15	520	304	15	58.5	3572	22	124.4
5. Towson (57)	16	596	374	16	62.8	3839	28	127.0
6. Stony Brook (62)	11	328	192	6	58.5	2147	19	129.0
7. James Madison (75)	12	426	257	10	60.3	3015	24	133.7
8. Villanova (87)	11	353	235	10	66.6	2671	14	137.6
9. Delaware (104)	12	371	227	12	61.2	3023	26	146.3
10. UAlbany (105)	12	374	242	4	64.7	3038	18	146.7
11. Rhode Island (106)	12	335	215	8	64.2	2681	21	147.3

FIRST DOWNS

	G	Rush	Pass	Pen	Total
1. Towson (4)	16	185	159	17	361
2. New Hampshire (8)	15	144	167	18	329
3. Richmond (14)	12	93	188	18	299
4. Maine (28)	13	114	144	11	269
5. James Madison (32)	12	129	117	18	264
6. Delaware (48)	12	105	132	13	250
7. Villanova (57)	11	142	86	10	238
8. UAlbany (59)	12	102	113	22	237
9. Stony Brook (89)	11	101	97	11	209
10. William & Mary (95)	12	89	99	15	203
11. Rhode Island (98)	12	95	88	15	198

OPPONENT 1ST DOWNS

	G	Rush	Pass	Pen	Total
1. Stony Brook (21)	11	79	100	24	203
2. Villanova (31)	11	76	126	10	212
3. William & Mary (36)	12	95	108	13	216
4. Richmond (41)	12	81	123	18	222
5. James Madison (49)	12	75	139	15	229
6. Rhode Island (55)	12	101	119	15	235
7. Maine (61)	13	111	103	25	239
8. Delaware (105)	12	131	132	17	280
9. UAlbany (106)	12	124	140	18	282
10. New Hampshire (116)	15	138	155	17	310
11. Towson (120)	16	129	193	24	346

SACKS BY

	G	Sacks	Yards
1. New Hampshire (14)	15	43	239
2. Towson (22)	16	41	217
3. James Madison (6)	12	39	247
4. William & Mary (19)	12	31	201
5. Maine (38)	13	30	221
6. Stony Brook (39)	11	25	182
7. Delaware (55)	12	24	143
8. Richmond (81)	12	21	113
Villanova (63)	11	21	129
10. UAlbany (97)	12	18	122
11. Rhode Island (107)	12	16	115

PENALTIES

	G	No	Yds	Avg/G
1. William & Mary (3)	12	49	386	32.2
2. Villanova (16)	11	47	465	42.3
3. New Hampshire (29)	15	71	673	44.9
4. Rhode Island (34)	12	58	552	46.0
5. Richmond (47)	12	67	602	50.2
6. Delaware (54)	12	68	614	51.2
7. Stony Brook (65)	11	69	617	56.1
8. Maine (66)	13	77	731	56.2
9. Towson (73)	16	110	936	58.5
10. UAlbany (77)	12	78	710	59.2
11. James Madison (86)	12	78	741	61.8

OPPONENT PENALTIES

	G	No	Yds	Avg/G
1. UAlbany	12	85	808	67.3
2. Richmond	12	76	634	52.8
3. James Madison	12	69	599	49.9
4. Rhode Island	12	69	573	47.8
5. Towson	16	89	763	47.7
6. Maine	13	55	599	46.1
7. Villanova	11	57	497	45.2
8. Delaware	12	60	521	43.4
9. New Hampshire	15	64	623	41.5
10. William & Mary	12	49	451	37.6
11. Stony Brook	11	47	398	36.2

4TH-DN CONVERSIONS

	G	Conv	Att	Pct
1. Towson (6)	16	26	36	72.2
2. New Hampshire (37)	15	14	24	58.3
3. Delaware (38)	12	8	14	57.1
4. Richmond (49)	12	6	11	54.5
5. Villanova (54)	11	7	13	53.8
6. Stony Brook (59)	11	9	18	50.0
UAlbany (59)	12	20	40	50.0
8. Maine (77)	13	7	15	46.7
9. James Madison (83)	12	9	20	45.0
10. Rhode Island (119)	12	6	25	24.0
11. William & Mary (122)	12	2	11	18.2



2013 Team Statistics

OPP 4TH-DN CONVERSIONS

	G	Conv	Att	Pct
1. Maine (7)	13	6	21	28.6
2. Stony Brook (12)	11	5	16	31.2
3. New Hampshire (47)	15	15	33	45.5
4. Towson (69)	16	24	46	52.2
5. James Madison (76)	12	9	17	52.9
6. Rhode Island (90)	12	11	19	57.9
7. UAlbany (93)	12	10	17	58.8
8. William & Mary (94)	12	13	22	59.1
Delaware (94)	12	13	22	59.1
10. Richmond (97)	12	9	15	60.0
11. Villanova (105)	11	7	11	63.6

SACKS AGAINST

	G	Sacks	Yards
1. Towson (13)	16	15	99
2. Rhode Island (26)	12	16	91
3. Delaware (35)	12	18	159
4. Richmond (54)	12	22	155
5. William & Mary (62)	12	24	138
6. Maine (65)	13	27	141
UAlbany (73)	12	27	191
8. Stony Brook (85)	11	28	194
9. Villanova (90)	11	29	136
10. James Madison (88)	12	31	185
11. New Hampshire (84)	15	38	236

RED ZONE OFFENSE

	G	RedZone	Percent	TDs	R/P	FG-AT	F/I/D/O
1. Villanova (10)	11	42-48	87.5	34	23/11	8-8	3/1/2/0
2. William & Mary (16)	12	33-38	86.8	20	14/6	13-17	1/0/0/0
3. Richmond (22)	12	42-49	85.7	32	11/21	10-11	1/3/1/1
4. New Hampshire (57)	15	51-63	81.0	37	21/16	14-18	0/3/5/0
James Madison (57)	12	34-42	81.0	24	12/12	10-14	0/0/4/0
6. Maine (60)	13	42-52	80.8	31	16/15	11-14	1/3/1/2
7. Delaware (67)	12	42-53	79.2	38	21/17	4-7	0/1/3/4
8. Towson (78)	16	61-79	77.2	56	47/9	5-11	3/2/5/2
9. Stony Brook (90)	11	30-40	75.0	21	15/6	9-15	0/2/2/0
10. UAlbany (98)	12	28-38	73.7	19	16/3	9-14	0/1/4/0
11. Rhode Island (118)	12	20-31	64.5	15	8/7	5-6	1/1/7/1

FIELD GOALS

	G	Made	Att	Pct
1. Villanova	11	8	10	.800
Rhode Island	12	8	10	.800
3. Richmond	12	18	23	.783
4. Maine	13	16	21	.762
5. New Hampshire	15	15	20	.750
6. William & Mary	12	15	21	.714
7. James Madison	12	12	17	.706
8. UAlbany	12	11	16	.688
9. Stony Brook	11	12	21	.571
10. Delaware	12	6	11	.545
11. Towson	16	7	16	.438

RED ZONE DEFENSE

	G	RedZone	Percent	TDs	R/P	FG-AT	F/I/D/O
1. Towson (30)	16	46-61	75.4	36	19/17	10-13	2/4/4/2
2. William & Mary (35)	12	25-33	75.8	17	11/6	8-10	0/0/4/2
3. Delaware (39)	12	37-48	77.1	28	16/12	9-13	1/2/3/1
4. Richmond (41)	12	34-44	77.3	23	14/9	11-13	2/4/1/1
5. Maine (42)	13	31-40	77.5	27	17/10	4-7	0/2/4/0
6. James Madison (50)	12	33-42	78.6	25	10/15	8-9	0/4/3/1
7. UAlbany (68)	12	47-58	81.0	36	25/11	11-14	2/1/3/2
8. Rhode Island (72)	12	39-48	81.2	30	19/11	9-14	0/3/1/0
9. New Hampshire (74)	15	48-59	81.4	33	16/17	15-19	0/1/5/1
10. Villanova (90)	11	31-37	83.8	23	14/9	8-11	0/1/1/1
11. Stony Brook (110)	11	30-34	88.2	20	8/12	10-12	1/0/0/1

PAT KICKING

	G	Made	Att	Pct
1. Villanova	11	43	44	.977
2. Stony Brook	11	29	30	.967
3. Maine	13	45	48	.938
4. Towson	16	70	76	.921
James Madison	12	35	38	.921
6. William & Mary	12	27	30	.900
7. Delaware	12	43	48	.896
New Hampshire	15	43	48	.896
9. UAlbany	12	22	25	.880
10. Richmond	12	28	32	.875
11. Rhode Island	12	15	18	.833

3RD-DN CONVERSIONS

	G	Conv	Att	Pct
1. Richmond (7)	12	86	175	49.1
2. Towson (8)	16	100	204	49.0
3. Maine (20)	13	82	184	44.6
4. Delaware (40)	12	70	169	41.4
5. New Hampshire (45)	15	90	221	40.7
6. Villanova (51)	11	50	125	40.0
7. James Madison (53)	12	73	183	39.9
8. Stony Brook (68)	11	58	152	38.2
9. William & Mary (73)	12	62	164	37.8
10. Rhode Island (105)	12	60	193	31.1
11. UAlbany (112)	12	52	177	29.4

TIME OF POSSESSION

	G	Total Time	Avg/G
1. Stony Brook (8)	11	361:48	32:53
2. Maine (18)	13	418:26	32:11
3. Towson (31)	16	507:41	31:43
4. Richmond (32)	12	378:10	31:30
5. William & Mary (54)	12	365:09	30:25
6. Villanova (61)	11	331:13	30:06
7. Rhode Island (77)	12	349:21	29:06
8. James Madison (82)	12	347:02	28:55
9. UAlbany (95)	12	344:01	28:40
10. New Hampshire (102)	15	420:54	28:03
11. Delaware (115)	12	326:36	27:13

OPP 3RD-DN CONVERSIONS

	G	Conv	Att	Pct
1. William & Mary (15)	12	61	185	33.0
2. Richmond (33)	12	57	158	36.1
3. Towson (40)	16	82	223	36.8
4. Delaware (41)	12	64	173	37.0
5. Maine (46)	13	69	185	37.3
6. Rhode Island (48)	12	64	169	37.9
7. James Madison (61)	12	74	190	38.9
8. Stony Brook (69)	11	61	152	40.1
9. New Hampshire (73)	15	93	230	40.4
10. Villanova (108)	11	79	171	46.2
11. UAlbany (112)	12	82	175	46.9

KICKOFF COVERAGE

	G	No.	Yds	Avg	Retn	TB	NetAvg
1. Stony Brook	11	50	3121	62.4	662	14	42.2
2. Delaware	12	70	4285	61.2	899	23	40.2
3. Maine	13	77	4527	58.8	1297	9	39.0
4. William & Mary	12	55	3334	60.6	694	20	38.9
5. New Hampshire	15	89	5020	56.4	1487	5	38.3
6. Towson	16	102	5665	55.5	1470	13	37.9
7. Villanova	11	61	3690	60.5	981	17	37.4
8. UAlbany	12	51	2848	55.8	946	2	36.3
9. James Madison	12	69	3960	57.4	827	26	36.0
10. Richmond	12	67	3739	55.8	1193	11	33.9
11. Rhode Island	12	38	2223	58.5	795	7	33.0

NCAA FCS ranking in parentheses





2013 Individual Statistics

500-YARD PASSERS

Michael Strauss (Richmond)..... 543 vs. Delaware (11/16)

400-YARD PASSERS

Michael Strauss (Richmond)..... 423 vs. James Madison (10/12)

300-YARD PASSERS

Andy Vailas (New Hampshire) 397 vs. James Madison (11/9)
 Lyle Negron (Stony Brook) 395 vs. James Madison (11/16)
Michael Strauss (Richmond)..... 360 vs. Stony Brook (11/9)
 Peter Athens (Towson) 355 vs. Villanova (10/12)
 Michael Birdsong (Towson) 355 vs. Stony Brook (11/16)
Will Fiacchi (UAlbany) 346 vs. Duquesne (8/31)
 Peter Athens (Towson) 343 vs. New Hampshire (10/5)
 Marcus Wasilewski (Maine) 337 vs. Villanova (10/26)
Michael Strauss (Richmond)..... 333 vs. Maine (9/28)
 Trevor Sasek (Delaware) 330 vs. Towson (11/2)
Trent Hurlley (Delaware)..... 328 vs. Delaware State (9/7)
 Michael Birdsong (James Madison) 310 vs. Akron (9/7)
 Marcus Wasilewski (Maine) 307 vs. Rhode Island (11/16)
Michael Strauss (Richmond)..... 305 vs. Gardner-Webb (9/14)
 Peter Athens (Towson) 301 vs. Fordham (12/7)
 Lyle Negron (Stony Brook) 300 vs. Buffalo (9/14)
Michael Strauss (Richmond)..... 300 vs. NC State (9/7)
Michael Strauss (Richmond)..... 300 vs. UAlbany (11/2)

300-YARD RUSHERS

Terrance West (Towson) 354 vs. Eastern Illinois (12/13)

200-YARD RUSHERS

Terrance West (Towson) 272 vs. Richmond (10/26)
Omar Osbourne (UAlbany)..... 256 vs. Colgate (9/7)
John Robertson (Villanova) 256 vs. New Hampshire (10/19)
 Terrance West (Towson) 238 vs. New Hampshire (10/5)
John Robertson (Villanova) 214 vs. Maine (10/26)
 Terrance West (Towson) 206 vs. Towson (11/2)

100-YARD RUSHERS

Dae'Quan Scott (James Madison) 190 vs. Saint Francis (Pa.) (9/14)
 Terrance West (Towson) 183 vs. UAlbany (10/19)
Jacobi Green (Richmond) 181 vs. Liberty (9/21)
 Dae'Quan Scott (James Madison) 176 vs. Charlotte (9/21)
John Robertson (Villanova) 165 vs. Delaware (11/23)
 Terrance West (Towson) 157 vs. William & Mary (11/16)
 Terrance West (Towson) 156 vs. Connecticut (8/29)
James Kenner (Stony Brook) 151 vs. UAlbany (11/23)
 Terrance West (Towson) 150 vs. Stony Brook (9/28)
John Robertson (Villanova) 150 vs. Towson (10/12)
Nico Steriti (New Hampshire) 150 vs. Rhode Island (10/12)
Omar Osbourne (UAlbany) 142 vs. Delaware (10/12)
Mikal Abdul-Saboor (William & Mary) 140 vs. Delaware (11/9)
 Terrance West (Towson) 139 vs. North Carolina Central (9/21)
Nico Steriti (New Hampshire) 139 vs. Maine (11/23)
Jalen Randolph (Delaware) 137 vs. Maine (10/5)
James Kenner (Stony Brook) 136 vs. Richmond (11/9)
 Michael Birdsong (James Madison) 136 vs. Towson (11/23)
Omar Osbourne (UAlbany) 134 vs. Maine (11/9)
John Robertson (Villanova) 133 vs. Rhode Island (11/9)
John Robertson (Villanova) 132 vs. Penn (9/28)
Seth Fisher (Richmond) 131 vs. William & Mary (11/23)
 Rickey Stevens (Maine) 125 vs. Rhode Island (11/16)
James Kenner (Stony Brook) 124 vs. Maine (11/2)
Michael Johnson (Delaware) 123 vs. Rhode Island (10/26)
 Terrance West (Towson) 121 vs. Holy Cross (9/7)
 Dae'Quan Scott (James Madison) 120 vs. Central Connecticut State (8/31)
 Andrew Pierce (Delaware) 120 vs. UAlbany (10/12)
Omar Osbourne (UAlbany) 119 vs. Central Connecticut State (9/21)
John Robertson (Villanova) 119 vs. Stony Brook (9/21)
 Andrew Pierce (Delaware) 117 vs. Rhode Island (10/26)
Nico Steriti (New Hampshire) 116 vs. Lehigh (9/28)
 Marcus Coker (Stony Brook) 115 vs. Buffalo (9/14)
Nigel Jones (Maine) 115 vs. Richmond (9/28)
 Terrance West (Towson) 115 vs. Eastern Washington (12/21)
 David Hansen (Rhode Island) 113 vs. Fordham (8/29)
James Kenner (Stony Brook) 113 vs. New Hampshire (10/26)

Mikal Abdul-Saboor (William & Mary) 111 vs. Hampton (9/7)
Omar Osbourne (UAlbany) 109 vs. New Hampshire (11/16)
Mikal Abdul-Saboor (William & Mary) 108 vs. Rhode Island (9/21)
 Dae'Quan Scott (James Madison) 107 vs. Akron (9/7)
Nigel Jones (Maine) 107 vs. Delaware (10/5)
Mikal Abdul-Saboor (William & Mary) 105 vs. Towson (11/16)
Darius Victor (Towson) 105 vs. Fordham (12/7)
Mikal Abdul-Saboor (William & Mary) 103 vs. Lafayette (9/14)
 Andrew Pierce (Delaware) 101 vs. Jacksonville (8/29)
Kevin Monangai (Villanova) 101 vs. Penn (9/28)
Mikal Abdul-Saboor (William & Mary) 100 vs. Penn (10/12)
 Terrance West (Towson) 100 vs. James Madison (11/23)

100-YARD RECEIVERS

Malcolm Eugene (Stony Brook) 184 vs. Villanova (9/21)
R.J. Harris (New Hampshire) 183 vs. James Madison (11/9)
Adrian Coxson (Stony Brook) 183 vs. James Madison (11/16)
Stephen Barnette (Richmond) 182 vs. Gardner-Webb (9/14)
Rashad Ponder (Richmond) 175 vs. Delaware (11/16)
R.J. Harris (New Hampshire) 173 vs. Lafayette (11/30)
Michael Johnson (Delaware) 168 vs. Wagner (9/21)
Spencer Wilkins (Towson) 153 vs. New Hampshire (10/5)
 Ben Edwards (Richmond) 150 vs. Stony Brook (11/9)
 Malcolm Eugene (Stony Brook) 150 vs. UAlbany (11/23)
Stephen Barnette (Richmond) 148 vs. Towson (10/26)
 Quintin Hunter (James Madison) 139 vs. New Hampshire (11/9)
Reggie Diggs (Richmond) 136 vs. James Madison (10/12)
 Kevin Chillis (UAlbany) 135 vs. Duquesne (8/31)
Stephen Barnette (Richmond) 132 vs. Maine (9/28)
Michael Johnson (Delaware) 132 vs. Richmond (11/16)
Spencer Wilkins (Towson) 129 vs. UAlbany (10/19)
Stephen Barnette (Richmond) 127 vs. Delaware (11/16)
Michael Johnson (Delaware) 127 vs. Villanova (11/23)
 Ben Edwards (Richmond) 126 vs. Maine (9/28)
Spencer Wilkins (Towson) 125 vs. Villanova (10/12)
 Justin Mello (New Hampshire) 123 vs. James Madison (11/9)
 Malcolm Eugene (Stony Brook) 122 vs. Buffalo (9/14)
Poppy Livers (Villanova) 121 vs. Penn (9/28)
 Justin Mello (New Hampshire) 117 vs. Central Michigan (9/7)
Stephen Barnette (Richmond) 115 vs. Stony Brook (11/9)
 Kevin Chillis (UAlbany) 112 vs. Colgate (9/7)
Robbie Jackson (Rhode Island) 111 vs. New Hampshire (10/12)
 Justin Mello (New Hampshire) 110 vs. Stony Brook (10/26)
R.J. Harris (New Hampshire) 110 vs. Southeastern Louisiana (12/14)
Jerel Harrison (Delaware) 109 vs. Towson (11/2)
Christian Reeves (William & Mary) 109 vs. New Hampshire (11/2)
Brian Brown (Richmond) 109 vs. Delaware (11/16)
Tre McBride (William & Mary) 108 vs. West Virginia (8/31)
Tre McBride (William & Mary) 108 vs. Richmond (11/23)
Sean Ballard (William & Mary) 107 vs. Penn (10/12)
Harold Spears (New Hampshire) 106 vs. Towson (10/5)
 John Ebeling (Maine) 106 vs. Stony Brook (11/2)
 Malcolm Eugene (Stony Brook) 106 vs. James Madison (11/16)
Sean Ballard (William & Mary) 105 vs. Lafayette (9/14)
 Leon Kinnard (Towson) 105 vs. Delaware (11/2)
Michael Johnson (Delaware) 104 vs. Jacksonville (8/29)
Spencer Wilkins (Towson) 103 vs. Holy Cross (9/7)
 Joe Price (Villanova) 103 vs. Delaware (11/23)
 Leon Kinnard (Towson) 102 vs. North Carolina Central (9/21)
 Leon Kinnard (Towson) 102 vs. New Hampshire (10/5)
Adrian Coxson (Stony Brook) 101 vs. Buffalo (9/14)
 Justin Mello (New Hampshire) 101 vs. Colgate (9/14)
 Ben Edwards (Richmond) 101 vs. Liberty (9/21)
 Terrance West (Towson) 101 vs. Villanova (10/12)
Michael Johnson (Delaware) 100 vs. Delaware State (9/7)

16-OR-MORE TACKLES

Christophe Mulumba (Maine) 19 vs. UAlbany (11/9)
Gage Steele (James Madison) 18 vs. James Madison (10/5)
Jared Valesquez (William & Mary) 18 vs. Maine (10/19)
Patrick Callaway (Delaware) 18 vs. William & Mary (11/9)
Andrew Bose (Rhode Island) 17 vs. UAlbany (9/14)
 Stephon Robertson (James Madison) 16 vs. Delaware (9/28)





2013 Individual Statistics

RUSHING

	Team	Cl	G	Att	Yds	Avg	TD	Long	Yds/G
1. Terrance West (1)	TU	JR	16	413	2509	6.1	41	79	156.8
2. John Robertson (7)	VU	SO	11	217	1405	6.5	20	59	127.7
3. Omar Osbourne (20)	AU	JR	12	277	1206	4.4	12	36	100.5
4. Mikal Abdul-Saboor (38)	W&M	SO	9	175	824	4.7	6	17	91.6
5. Dae'Quan Scott (45)	JMU	SR	12	239	1040	4.4	8	50	86.7
6. James Kenner	SBU	JR	11	191	829	4.3	5	31	75.4
7. Rickey Stevens	UM	SR	11	128	757	5.9	6	90	68.8
8. Nico Steriti	UNH	JR	15	197	1028	5.2	8	68	68.5
9. Andrew Pierce	UD	SR	12	183	822	4.5	10	75	68.5
10. Jacobi Green	UR	SO	9	109	566	5.2	2	53	62.9

PASSING/GAME

	Team	Cl	G	Att	Cmp	Int	Pct.	Yds	TD	Avg/G
1. Michael Strauss (6)	UR	JR	12	509	333	8	65.4	3808	26	317.3
2. Marcus Wasilewski (19)	UM	SR	13	409	276	9	67.5	3238	25	249.1
3. Michael Birdsong (27)	JMU	SO	12	376	227	15	60.4	2728	22	227.3
4. Trent Hurley (35)	UD	JR	10	268	172	7	64.2	2207	22	220.7
5. Lyle Negron (38)	SBU	SR	11	288	167	9	58.0	2367	13	215.2
6. Peter Athens (37)	TU	SR	15	353	228	12	64.6	3194	19	212.9
7. Will Fiacchi (50)	AU	JR	12	372	207	8	55.6	2358	9	196.5
8. John Robertson	VU	SO	11	247	169	7	68.4	1957	13	177.9
9. Bob Bentsen	URI	SR	11	320	178	10	55.6	1669	9	151.7
10. Sean Goldrich	UNH	SO	14	264	158	7	59.8	2076	14	148.3

TOTAL OFFENSE

	Team	Cl	G	Rush	Pass	Plays	Total	Yds/G
1. Michael Strauss (8)	UR	JR	12	-40	3808	564	3768	314.0
2. John Robertson (9)	VU	SO	11	1405	1957	464	3362	305.6
3. Marcus Wasilewski (14)	UM	SR	13	532	3238	565	3770	290.0
4. Michael Birdsong (32)	JMU	SO	12	310	2728	505	3038	253.2
5. Trent Hurley (40)	UD	JR	10	158	2207	330	2365	236.5
6. Lyle Negron (48)	SBU	SR	11	116	2367	366	2483	225.7
7. Peter Athens (47)	TU	SR	15	169	3194	415	3363	224.2
8. Will Fiacchi	AU	JR	12	-43	2358	431	2315	192.9
9. Bob Bentsen	URI	SR	11	390	1669	432	2059	187.2
10. Sean Goldrich	UNH	SO	14	417	2076	398	2493	178.1

RECEPTIONS/GAME

	Team	Cl	G	Rec	Yds	TD	Long	Avg/C	Rec/G
1. Ben Edwards (6)	UR	SR	9	74	706	5	59	9.5	8.22
2. Stephen Barnette (18)	UR	JR	12	76	1189	5	46	15.6	6.33
3. R.J. Harris (20)	UNH	JR	12	76	1004	5	60	13.2	6.33
4. Malcolm Eugene (36)	SBU	SR	10	57	894	5	91	15.7	5.70
5. Tre McBride (47)	W&M	JR	12	63	801	5	40	12.7	5.25
6. Robbie Jackson	URI	SR	12	61	574	5	28	9.4	5.08
7. Michael Johnson	UD	JR	12	60	1035	9	80	17.2	5.00
8. Kevin Chillis	AU	SR	12	59	664	5	51	11.3	4.92
9. Justin Mello	UNH	SR	15	73	1038	10	57	14.2	4.87
10. Poppy Livers	VU	JR	11	53	580	3	50	10.9	4.82

RECEIVE YDS/GAME

	Team	Cl	G	Rec	Yds	TD	Long	Avg/C	Yds/G
1. Stephen Barnette (8)	UR	JR	12	76	1189	5	46	15.6	99.1
2. Malcolm Eugene (22)	SBU	SR	10	57	894	5	91	15.7	89.4
3. Michael Johnson (24)	UD	JR	12	60	1035	9	80	17.2	86.2
4. R.J. Harris (31)	UNH	JR	12	76	1004	5	60	13.2	83.7
5. Ben Edwards (44)	UR	SR	9	74	706	5	59	9.5	78.4
6. Justin Mello	UNH	SR	15	73	1038	10	57	14.2	69.2
7. Tre McBride	W&M	JR	12	63	801	5	40	12.7	66.8
8. Daniel Brown	JMU	JR	11	42	665	8	56	15.8	60.5
9. Kevin Chillis	AU	SR	12	59	664	5	51	11.3	55.3
10. Adrian Coxson	SBU	JR	10	31	544	3	75	17.5	54.4

ALL PURPOSE

	Team	Cl	G	Rush	Rcv	PR	KR	Yds	Avg/G
1. Terrance West (5)	TU	JR	16	2509	258	0	0	2767	172.9
2. Michael Johnson (13)	UD	JR	12	159	1035	0	606	1800	150.0
3. Tre McBride (32)	W&M	JR	12	68	801	59	605	1533	127.8
4. John Robertson (33)	VU	SO	11	1405	0	0	0	1405	127.7
5. Dae'Quan Scott (38)	JMU	SR	12	1040	329	119	0	1488	124.0
6. Kevin Chillis (41)	AU	SR	12	128	664	11	669	1472	122.7
7. Omar Osbourne (49)	AU	JR	12	1206	163	0	0	1369	114.1
8. Ben Edwards	UR	SR	9	138	706	124	0	968	107.6
9. Mikal Abdul-Saboor	W&M	SO	9	824	87	0	0	911	101.2
10. Stephen Barnette	UR	JR	12	0	1189	0	0	1189	99.1

INTERCEPTIONS

	Team	Cl	G	Int	Yds	TD	Long	Int/G
1. Wayne Pettus (13)	UR	SR	12	5	59	0	43	0.42
2. Cameron McCurry (23)	VU	SO	11	4	37	0	25	0.36
3. Travis Hawkins (31)	UD	SR	12	4	100	0	66	0.33
4. Kwe'shon Williams	JMU	FR	10	3	47	0	27	0.30
Doug Johnson	URI	SR	10	3	1	0	1	0.30
6. Christian Carpenter	TU	SO	14	4	74	1	34	0.29
Steven Thames	UNH	JR	14	4	57	2	38	0.29
8. Airek Green	W&M	JR	12	3	58	1	25	0.25
Axel Ofori	UM	JR	12	3	50	0	43	0.25
Donnell Lewis	TU	SO	16	4	38	1	38	0.25

PASS EFFICIENCY

	Team	Cl	G	Att	Cmp	Int	Pct.	Yds	TD	Eff.
1. Trent Hurley (8)	UD	JR	10	268	172	7	64.2	2207	22	155.2
2. Peter Athens (21)	TU	SR	15	353	228	12	64.6	3194	19	151.6
3. Marcus Wasilewski (15)	UM	SR	13	409	276	9	67.5	3238	25	149.8
4. John Robertson (20)	VU	SO	11	247	169	7	68.4	1957	13	146.7
5. Michael Strauss (27)	UR	JR	12	509	333	8	65.4	3808	26	142.0
6. Sean Goldrich (36)	UNH	SO	14	264	158	7	59.8	2076	14	138.1
7. Lyle Negron (41)	SBU	SR	11	288	167	9	58.0	2367	13	135.7
8. Michael Birdsong	JMU	SO	12	376	227	15	60.4	2728	22	132.6
9. Brent Caprio	W&M	SR	11	320	178	10	55.6	1669	9	128.2
10. Will Fiacchi	AU	JR	12	372	207	8	55.6	2358	9	112.6

PUNT RETURN AVG

	Team	Cl	G	Ret	Yds	TD	Long	Avg
1. Rob Jones	UD	SR	12	14	169	1	62	12.1
2. Robbie Jackson	URI	SR	12	13	142	0	32	10.9
3. Ben Edwards (20)	UR	SR	9	12	124	0	17	10.3
4. Dean Marlowe	JMU	JR	12	14	104	0	31	7.4
5. Justin Flores (39)	UM	SO	10	17	122	0	28	7.2
6. Sherrod Baltimore	UM	SO	13	15	52	0	15	3.5

KICK RETURN AVG

	Team	Cl	G	Ret	Yds	TD	Long	Avg
1. Tre McBride (15)	W&M	JR	12	22	605	0	78	27.5
2. Mackenzie Elliott (19)	URI	SR	11	33	878	0	82	26.6
3. Damarr Aultman (25)	UM	JR	13	25	625	1	88	25.0
4. Dejour Simmons (34)	JMU	JR	11	24	586	1	100	24.4
5. Dalton Crossan (44)	UNH	FR	14	18	427	1	93	23.7
6. Derrick Joseph	TU	JR	16	35	819	2	95	23.4
7. Michael Johnson	UD	JR	12	29	606	0	66	20.9
8. Poppy Livers	VU	JR	11	16	323	0	45	20.2
9. Kevin Chillis	AU	SR	12	34	669	0	42	19.7
10. Clay Harris	AU	JR	10	13	246	0	49	18.9

PUNTING

	Team	Cl	G	Punt	Yds	Long	Avg
1. Eric Enderson (3)	UD	FR	12	60	2701	69	45.0
2. Nick Ferrara (13)	SBU	SR	11	47	2035	68	43.3
3. Mark Hamilton (27)	VU	SR	11	44	1835	66	41.7
4. Brad Prasky (30)	UNH	JR	15	72	2975	77	41.3
5. Jeffrey Ondish (41)	UM	JR	13	57	2302	66	40.4
6. Jonathan Martin (49)	AU	FR	12	61	2433	76	39.9
7. Jake Ryder	TU	FR	14	27	1071	54	39.7
8. John Carpenter	W&M	JR	12	64	2529	53	39.5
9. Connor Arnone	JMU	SO	12	51	2011	66	39.4
10. Joe Gulli, Jr.	UR	SR	12	49	1919	63	39.2

SCORING

	Team	Cl	G	TD	XPT	FG	2XP	Pts	Pts/G
1. Terrance West (1)	TU	JR	16	42	0	0	0	252	15.8
2. John Robertson (4)	VU	SO	11	20	0	0	0	120	10.9
3. Sean Decloux (43)	UM	SO	13	0	45	16	0	93	7.2
4. Brandon Jordi	UR	SO	12	0	28	18	0	82	6.8
5. Dae'Quan Scott	JMU	SR	12	13	0	0	0	78	6.5
6. Mark Hamilton	VU	SR	11	0	43	8	0	67	6.1
7. Omar Osbourne	AU	JR	12	12	0	0	0	72	6.0
John Carpenter	W&M	JR	12	0	27	15	0	72	6.0
9. Cameron Starke	JMU	SR	12	0	33	12	0	69	5.8
10. Mike MacArthur	UNH	SR	15	0	41	15	0	86	5.7

NCAA FCS ranking in parentheses | Active Players in italics





2013 Individual Statistics

SCORING (TDs)

	Team	Cl	G	TD	Rush	Pass	Ret	PAT	Pts	Pts/G
1. Terrance West	TU	JR	16	42	41	1	0	0	252	15.8
2. <i>John Robertson</i>	<i>VU</i>	<i>SO</i>	<i>11</i>	<i>20</i>	<i>20</i>	<i>0</i>	<i>0</i>	<i>0</i>	<i>120</i>	<i>10.9</i>
3. Dae'Quan Scott	JMU	SR	12	13	8	3	2	0	78	6.5
4. <i>Omar Osbourne</i>	<i>AU</i>	<i>JR</i>	<i>12</i>	<i>12</i>	<i>12</i>	<i>0</i>	<i>0</i>	<i>0</i>	<i>72</i>	<i>6.0</i>
5. <i>Michael Johnson</i>	<i>UD</i>	<i>JR</i>	<i>12</i>	<i>11</i>	<i>2</i>	<i>9</i>	<i>0</i>	<i>1</i>	<i>68</i>	<i>5.7</i>
6. Andrew Pierce	UD	SR	12	11	10	1	0	0	66	5.5
7. <i>Nigel Jones</i>	<i>UM</i>	<i>SO</i>	<i>12</i>	<i>10</i>	<i>8</i>	<i>2</i>	<i>0</i>	<i>0</i>	<i>60</i>	<i>5.0</i>
8. <i>Daniel Brown</i>	<i>JMU</i>	<i>JR</i>	<i>11</i>	<i>8</i>	<i>0</i>	<i>8</i>	<i>0</i>	<i>0</i>	<i>48</i>	<i>4.4</i>
9. Chris Setian	UNH	SR	14	9	8	1	0	3	60	4.3
10. Ben Edwards	UR	SR	9	6	1	5	0	1	38	4.2

SCORING (KICK)

	Team	Cl	G	PATs	FGs	Pts	Pts/G
1. <i>Sean Decloux</i>	<i>UM</i>	<i>SO</i>	<i>13</i>	<i>45-48</i>	<i>16-21</i>	<i>93</i>	<i>7.2</i>
2. Brandon Jordi	UR	SO	12	28-32	18-23	82	6.8
3. Mark Hamilton	VU	SR	11	43-44	8-9	67	6.1
4. <i>John Carpenter</i>	<i>W&M</i>	<i>JR</i>	<i>12</i>	<i>27-30</i>	<i>15-21</i>	<i>72</i>	<i>6.0</i>
5. Cameron Starke	JMU	SR	12	33-36	12-17	69	5.8
6. Mike MacArthur	UNH	SR	15	41-45	15-20	86	5.7
7. Drew Evangelista	TU	SR	16	69-73	5-12	84	5.2
8. Sean Baner	UD	SR	12	43-48	6-11	61	5.1
9. <i>Tom O'Riordan</i>	<i>AU</i>	<i>SO</i>	<i>12</i>	<i>22-25</i>	<i>11-16</i>	<i>55</i>	<i>4.6</i>
10. <i>Dylan Smith</i>	<i>URI</i>	<i>JR</i>	<i>10</i>	<i>15-18</i>	<i>8-10</i>	<i>39</i>	<i>3.9</i>

FIELD GOALS

	Team	Cl	G	FG	FGA	Pct.	FG/G
1. <i>Dylan Smith (8)</i>	<i>URI</i>	<i>JR</i>	<i>10</i>	<i>8</i>	<i>10</i>	<i>47</i>	<i>80.0</i>
2. Brandon Jordi (15)	UR	SO	12	18	23	48	78.3
3. <i>Sean Decloux (19)</i>	<i>UM</i>	<i>SO</i>	<i>13</i>	<i>16</i>	<i>21</i>	<i>42</i>	<i>76.2</i>
4. Mike MacArthur (20)	UNH	SR	15	15	20	43	75.0
5. <i>John Carpenter (29)</i>	<i>W&M</i>	<i>JR</i>	<i>12</i>	<i>15</i>	<i>21</i>	<i>47</i>	<i>71.4</i>
6. Cameron Starke (31)	JMU	SR	12	12	17	46	70.6
7. <i>Tom O'Riordan (39)</i>	<i>AU</i>	<i>SO</i>	<i>12</i>	<i>11</i>	<i>16</i>	<i>39</i>	<i>68.8</i>

PAT KICKING PCT

	Team	Cl	G	Made	Att	Pct.
1. Nick Ferrara	SBU	SR	11	11	11	100.0
2. Mark Hamilton	VU	SR	11	43	44	97.7
3. Drew Evangelista	TU	SR	16	69	73	94.5
4. <i>Sean Decloux</i>	<i>UM</i>	<i>SO</i>	<i>13</i>	<i>45</i>	<i>48</i>	<i>93.8</i>
5. Cameron Starke	JMU	SR	12	33	36	91.7
6. Mike MacArthur	UNH	SR	15	41	45	91.1
7. <i>John Carpenter</i>	<i>W&M</i>	<i>JR</i>	<i>12</i>	<i>27</i>	<i>30</i>	<i>90.0</i>
8. Sean Baner	UD	SR	12	43	48	89.6
9. <i>Tom O'Riordan</i>	<i>AU</i>	<i>SO</i>	<i>12</i>	<i>22</i>	<i>25</i>	<i>88.0</i>
10. Brandon Jordi	UR	SO	12	28	32	87.5

SACKS

	Team	Cl	G	Pos	Solo	Ast	Yds	Total	Avg/G
1. <i>Mike Reilly (4)</i>	<i>W&M</i>	<i>JR</i>	<i>12</i>	<i>DL</i>	<i>11</i>	<i>1</i>	<i>86</i>	<i>11.5</i>	<i>0.96</i>
2. Michael Cole (15)	UM	SR	10	DE	8	0	50	8.0	0.80
3. <i>Ryan Delaire (21)</i>	<i>TU</i>	<i>JR</i>	<i>15</i>	<i>DE</i>	<i>11</i>	<i>1</i>	<i>73</i>	<i>11.5</i>	<i>0.77</i>
4. Rakim Cox (10)	VU	SR	11	DL	8	0	47	8.0	0.73
5. <i>Derrick Saulsberry (34)</i>	<i>UD</i>	<i>JR</i>	<i>12</i>	<i>DE</i>	<i>6</i>	<i>4</i>	<i>45</i>	<i>8.0</i>	<i>0.67</i>
Jordan Stanton (34)	JMU	SR	12	DT	6	4	44	8.0	0.67
7. <i>Brandon Lee</i>	<i>JMU</i>	<i>JR</i>	<i>12</i>	<i>DE</i>	<i>5</i>	<i>3</i>	<i>63</i>	<i>6.5</i>	<i>0.54</i>
8. <i>Victor Ochi</i>	<i>SBU</i>	<i>SO</i>	<i>11</i>	<i>DL</i>	<i>5</i>	<i>1</i>	<i>45</i>	<i>5.5</i>	<i>0.50</i>
<i>Cabrinni Goncalves</i>	<i>UM</i>	<i>SO</i>	<i>13</i>	<i>LB</i>	<i>6</i>	<i>1</i>	<i>36</i>	<i>6.5</i>	<i>0.50</i>
<i>Evan Kelly</i>	<i>UR</i>	<i>JR</i>	<i>12</i>	<i>DL</i>	<i>5</i>	<i>2</i>	<i>32</i>	<i>6.0</i>	<i>0.50</i>

TACKLES FOR LOSS

	Team	Cl	G	Pos	Solo	Ast	Yds	Total	Avg/G
1. Stephon Robertson (17)	JMU	SR	12	LB	12	10	52	17.0	1.42
2. Andrew Smith (29)	AU	SR	12	DT	11	8	75	15.0	1.25
3. <i>Ryan Delaire (45)</i>	<i>TU</i>	<i>JR</i>	<i>15</i>	<i>DE</i>	<i>17</i>	<i>1</i>	<i>86</i>	<i>17.5</i>	<i>1.17</i>
<i>Derrick Saulsberry (45)</i>	<i>UD</i>	<i>JR</i>	<i>12</i>	<i>DE</i>	<i>11</i>	<i>6</i>	<i>69</i>	<i>14.0</i>	<i>1.17</i>
5. <i>Cabrinni Goncalves (48)</i>	<i>UM</i>	<i>SO</i>	<i>13</i>	<i>LB</i>	<i>11</i>	<i>8</i>	<i>56</i>	<i>15.0</i>	<i>1.15</i>
6. <i>Don Cherry</i>	<i>VU</i>	<i>SO</i>	<i>11</i>	<i>LB</i>	<i>10</i>	<i>5</i>	<i>24</i>	<i>12.5</i>	<i>1.14</i>
7. James Timmins	URI	SR	12	DL	10	7	61	13.5	1.12
8. Michael Cole	UM	SR	10	DE	10	2	57	11.0	1.10
9. <i>Mike Reilly</i>	<i>W&M</i>	<i>JR</i>	<i>12</i>	<i>DL</i>	<i>11</i>	<i>4</i>	<i>96</i>	<i>13.0</i>	<i>1.08</i>
<i>Airek Green</i>	<i>W&M</i>	<i>JR</i>	<i>12</i>	<i>LB</i>	<i>12</i>	<i>2</i>	<i>55</i>	<i>13.0</i>	<i>1.08</i>

FUMBLES FORCED

	Team	Cl	G	Num	Avg/G
1. <i>Mike Reilly (9)</i>	<i>W&M</i>	<i>JR</i>	<i>12</i>	<i>4</i>	<i>0.33</i>
2. Telvion Clark (15)	TU	SR	16	5	0.31
3. <i>Donnell Lewis (28)</i>	<i>TU</i>	<i>SO</i>	<i>16</i>	<i>4</i>	<i>0.25</i>
<i>Gage Steele (28)</i>	<i>JMU</i>	<i>FR</i>	<i>12</i>	<i>3</i>	<i>0.25</i>
5. <i>Andrew Bose</i>	<i>URI</i>	<i>JR</i>	<i>9</i>	<i>2</i>	<i>0.22</i>
6. <i>Christian Dorsey</i>	<i>AU</i>	<i>JR</i>	<i>10</i>	<i>2</i>	<i>0.20</i>
<i>Jared Velasquez</i>	<i>W&M</i>	<i>SO</i>	<i>10</i>	<i>2</i>	<i>0.20</i>
<i>Shane McNeely</i>	<i>UNH</i>	<i>JR</i>	<i>15</i>	<i>3</i>	<i>0.20</i>
9. Jerome Couplin	W&M	SR	12	2	0.17
<i>Luke Rhodes</i>	<i>W&M</i>	<i>SO</i>	<i>12</i>	<i>2</i>	<i>0.17</i>

FUMBLES RCVD

	Team	Cl	G	Num	Avg/G
1. <i>Ryan Delaire (3)</i>	<i>TU</i>	<i>JR</i>	<i>15</i>	<i>4</i>	<i>0.27</i>
2. <i>Tim Wienclaw (12)</i>	<i>URI</i>	<i>JR</i>	<i>12</i>	<i>3</i>	<i>0.25</i>
3. Telvion Clark (12)	TU	SR	16	3	0.19
4. <i>Reggie Barnette (45)</i>	<i>UR</i>	<i>JR</i>	<i>12</i>	<i>2</i>	<i>0.17</i>
<i>Michael Nicastro (45)</i>	<i>AU</i>	<i>FR</i>	<i>12</i>	<i>2</i>	<i>0.17</i>
<i>Jasper Coleman (45)</i>	<i>W&M</i>	<i>JR</i>	<i>12</i>	<i>2</i>	<i>0.17</i>
<i>Patrick Callaway (45)</i>	<i>UD</i>	<i>JR</i>	<i>12</i>	<i>2</i>	<i>0.17</i>
Bingham Togia (45)	JMU	SR	12	2	0.17
9. <i>Khari Al-Mateen (45)</i>	<i>UM</i>	<i>JR</i>	<i>13</i>	<i>2</i>	<i>0.15</i>
10. <i>Christian Carpenter (45)</i>	<i>TU</i>	<i>SO</i>	<i>14</i>	<i>2</i>	<i>0.14</i>

PASSES DEFENDED

	Team	Cl	G	Brup	Int	Total	Avg/G
1. <i>Casey DeAndrade (2)</i>	<i>UNH</i>	<i>FR</i>	<i>14</i>	<i>20</i>	<i>3</i>	<i>23</i>	<i>1.64</i>
2. <i>Kwe'shon Williams (27)</i>	<i>JMU</i>	<i>FR</i>	<i>10</i>	<i>8</i>	<i>3</i>	<i>11</i>	<i>1.10</i>
3. <i>DeAndre Houston-Carson (30)</i>	<i>W&M</i>	<i>SO</i>	<i>12</i>	<i>11</i>	<i>2</i>	<i>13</i>	<i>1.08</i>
<i>Axel Ofori (30)</i>	<i>UM</i>	<i>JR</i>	<i>12</i>	<i>10</i>	<i>3</i>	<i>13</i>	<i>1.08</i>
5. <i>Steven Thames (40)</i>	<i>UNH</i>	<i>JR</i>	<i>14</i>	<i>11</i>	<i>4</i>	<i>15</i>	<i>1.07</i>
6. Wayne Pettus (41)	UR	SR	12	7	5	12	1.00
7. <i>Reggie Barnette</i>	<i>UR</i>	<i>JR</i>	<i>12</i>	<i>9</i>	<i>2</i>	<i>11</i>	<i>0.92</i>
8. <i>Tye Smith</i>	<i>TU</i>	<i>JR</i>	<i>16</i>	<i>12</i>	<i>2</i>	<i>14</i>	<i>0.88</i>
9. Kendall James	UM	SR	13	9	2	11	0.85
10. Ryan Smith	W&M	SR	12	9	1	10	0.83

2013 Individual Statistics

TACKLES (All positions)

	Team	Cl	G	Pos	Solo	Ast	Total	Avg/G	Sack
1. Stephon Robertson (3)	JMU	SR	12	LB	52	89	141	11.8	5.0
2. <i>Patrick Callaway (18)</i>	UD	JR	12	LB	53	67	120	10.0	1.0
3. Jerome Couplin (34)	W&M	SR	12	DB	70	43	113	9.4	0.0
4. <i>Christophe Mulumba (46)</i>	UM	FR	13	LB	32	86	118	9.1	1.5
5. <i>Telvion Clark (47)</i>	TU	SR	16	LB	89	56	145	9.1	4.5
6. <i>Don Cherry (48)</i>	VU	SO	11	LB	60	39	99	9.0	1.0
7. <i>Gage Steele</i>	JMU	FR	12	LB	43	63	106	8.8	3.0
8. <i>Christian Dorsey</i>	AU	JR	10		46	39	85	8.5	0.5
9. <i>Andrew Bose</i>	URI	JR	9	LB	44	31	75	8.3	0.5
10. <i>Christian Ricard</i>	SBU	JR	11	DB	63	28	91	8.3	0.0
11. <i>Akil Anderson</i>	UNH	SO	15	LB	66	58	124	8.3	5.5
12. <i>Luke Rhodes</i>	W&M	SO	12	LB	42	56	98	8.2	1.5
13. <i>Shane McNeely</i>	UNH	JR	15	LB	63	57	120	8.0	6.0
14. <i>Olatunji Idowu</i>	AU	JR	12		51	43	94	7.8	0.0
15. <i>Cabrinni Goncalves</i>	UM	SO	13	LB	46	55	101	7.8	6.5
16. Monte Gaddis	TU	SR	16	LB	72	52	124	7.8	2.5
17. <i>Eric Wright</i>	UR	JR	11	LB	31	52	83	7.5	3.0
18. <i>Joey Harmon</i>	VU	JR	11	LB	51	30	81	7.4	2.0
19. <i>Ivan Tagoe</i>	W&M	JR	12	DB	42	46	88	7.3	1.5
20. <i>Christian Carpenter</i>	TU	SO	14	DB	56	42	98	7.0	0.0
Walt Sparks	UR	SR	12	LB	31	53	84	7.0	1.0
22. Randall Exantus	AU	SR	12	CB	45	38	83	6.9	0.5
23. <i>Naim Cheeseboro</i>	SBU	SO	10	DB	41	28	69	6.9	2.0
24. <i>Airek Green</i>	W&M	JR	12	LB	53	29	82	6.8	4.0
25. Manny Asam	UNH	SR	15	DB	66	35	101	6.7	1.0
26. <i>Justin Grant</i>	UR	JR	12	DB	43	37	80	6.7	0.0
27. <i>Mario Rowson</i>	UD	JR	12	DB	57	22	79	6.6	0.0
28. <i>Reggie Barnette</i>	UR	JR	12	DB	39	39	78	6.5	1.0
29. <i>Tye Smith</i>	TU	JR	16	DB	75	28	103	6.4	1.0
30. <i>Dean Marlowe</i>	JMU	JR	12	DB	36	41	77	6.4	0.0
31. <i>David Mackall</i>	UD	JR	12	LB	34	41	75	6.2	2.0
32. <i>Tim Wienclaw</i>	URI	JR	12	DB	45	28	73	6.1	1.0
33. Troy Eastman	UM	SR	13	LB	31	47	78	6.0	0.5
34. <i>Donnell Lewis</i>	TU	SO	16	DB	61	34	95	5.9	0.0
35. Jawara Dudley	SBU	SR	11	LB	34	30	64	5.8	1.0
36. Craig James	VU	SR	11	DB	43	20	63	5.7	0.0
37. Winston Longdon	SBU	SR	9	DB	41	10	51	5.7	0.0
38. <i>Jared Velasquez</i>	W&M	SO	10	DB	28	28	56	5.6	0.0
Kerry Wynn	UR	SR	10	DL	24	32	56	5.6	2.5
40. <i>Aaron Roane</i>	UR	JR	12	LB	32	35	67	5.6	2.0
41. Travis Hawkins	UD	SR	12	DB	42	24	66	5.5	0.0
42. <i>Cameron McCurry</i>	VU	SO	11	DB	42	18	60	5.5	0.0
43. Andre Scott	URI	SR	12	DB	41	24	65	5.4	1.0
Alex Helmer	AU	SR	12		37	28	65	5.4	2.0
45. <i>Kwe'shon Williams</i>	JMU	FR	10	CB	27	27	54	5.4	0.0
46. <i>Hayden Knudson</i>	UNH	SO	13	DB	45	23	68	5.2	0.5
47. Antoine Lewis	VU	SR	11	DL	37	20	57	5.2	1.0
48. <i>DeAndre Houston-Carson</i>	W&M	SO	12	CB	35	27	62	5.2	1.0
<i>Titus Till</i>	JMU	JR	12	SS	19	43	62	5.2	0.0
<i>Michael Nicastro</i>	AU	FR	12		29	33	62	5.2	3.5

TACKLES (DL's)

	Team	Cl	G	Pos	Solo	Ast	Total	Avg/G	Sack
1. Kerry Wynn	UR	SR	10	DL	24	32	56	5.6	2.5
2. Antoine Lewis	VU	SR	11	DL	37	20	57	5.2	1.0
3. Andrew Smith	AU	SR	12	DT	33	28	61	5.1	5.5
4. Zach Kerr	UD	SR	12	DL	28	29	57	4.8	3.5
5. Tyler Snow	JMU	SR	10	DE	11	36	47	4.7	5.0
6. Jordan Stanton	JMU	SR	12	DT	27	29	56	4.7	8.0
7. <i>Patrick Ricard</i>	UM	FR	13	DL	19	40	59	4.5	1.0
8. <i>Ryan Delaire</i>	TU	JR	15	DE	43	25	68	4.5	11.5
9. James Timmins	URI	SR	12	DL	27	26	53	4.4	3.5
10. <i>Trevor Bates</i>	UM	SO	13	DE	29	25	54	4.2	4.0
11. <i>Derrick Saulsberry</i>	UD	JR	12	DE	23	25	48	4.0	8.0
12. Sean McCann	UNH	SR	15	DT	30	29	59	3.9	5.0
13. Karon Gibson	UD	SO	12	DL	20	27	47	3.9	1.0
<i>Mike Reilly</i>	W&M	JR	12	DL	23	24	47	3.9	11.5
<i>Evan Kelly</i>	UR	JR	12	DL	14	33	47	3.9	6.0

TACKLES (LB's)

	Team	Cl	G	Pos	Solo	Ast	Total	Avg/G	Sack
1. Stephon Robertson	JMU	SR	12	LB	52	89	141	11.8	5.0
2. <i>Patrick Callaway</i>	UD	JR	12	LB	53	67	120	10.0	1.0
3. <i>Christophe Mulumba</i>	UM	FR	13	LB	32	86	118	9.1	1.5
4. <i>Telvion Clark</i>	TU	SR	16	LB	89	56	145	9.1	4.5
5. <i>Don Cherry</i>	VU	SO	11	LB	60	39	99	9.0	1.0
6. <i>Gage Steele</i>	JMU	FR	12	LB	43	63	106	8.8	3.0
7. <i>Andrew Bose</i>	URI	JR	9	LB	44	31	75	8.3	0.5
8. <i>Akil Anderson</i>	UNH	SO	15	LB	66	58	124	8.3	5.5
9. <i>Luke Rhodes</i>	W&M	SO	12	LB	42	56	98	8.2	1.5
10. <i>Shane McNeely</i>	UNH	JR	15	LB	63	57	120	8.0	6.0
11. <i>Cabrinni Goncalves</i>	UM	SO	13	LB	46	55	101	7.8	6.5
12. Monte Gaddis	TU	SR	16	LB	72	52	124	7.8	2.5
13. <i>Eric Wright</i>	UR	JR	11	LB	31	52	83	7.5	3.0
14. <i>Joey Harmon</i>	VU	JR	11	LB	51	30	81	7.4	2.0
15. Walt Sparks	UR	SR	12	LB	31	53	84	7.0	1.0

TACKLES (DB's)

	Team	Cl	G	Pos	Solo	Ast	Total	Avg/G	Sack
1. Jerome Couplin	W&M	SR	12	DB	70	43	113	9.4	0.0
2. <i>Christian Ricard</i>	SBU	JR	11	DB	63	28	91	8.3	0.0
3. <i>Ivan Tagoe</i>	W&M	JR	12	DB	42	46	88	7.3	1.5
4. <i>Christian Carpenter</i>	TU	SO	14	DB	56	42	98	7.0	0.0
5. Randall Exantus	AU	SR	12	CB	45	38	83	6.9	0.5
6. <i>Naim Cheeseboro</i>	SBU	SO	10	DB	41	28	69	6.9	2.0
7. Manny Asam	UNH	SR	15	DB	66	35	101	6.7	1.0
8. <i>Justin Grant</i>	UR	JR	12	DB	43	37	80	6.7	0.0
9. <i>Mario Rowson</i>	UD	JR	12	DB	57	22	79	6.6	0.0
10. <i>Reggie Barnette</i>	UR	JR	12	DB	39	39	78	6.5	1.0
11. <i>Tye Smith</i>	TU	JR	16	DB	75	28	103	6.4	1.0
12. <i>Dean Marlowe</i>	JMU	JR	12	DB	36	41	77	6.4	0.0
13. <i>Tim Wienclaw</i>	URI	JR	12	DB	45	28	73	6.1	1.0
14. <i>Donnell Lewis</i>	TU	SO	16	DB	61	34	95	5.9	0.0
15. Craig James	VU	SR	11	DB	43	20	63	5.7	0.0



CAA Football All-Time Coaching Records

Coach	Years
1. Biff Glassford (UNH)	1946-1948
2. Vic Fusia (UMass)	1961-1970
3. Bobby Wilder (ODU)	2011-2012
4. Mike London (UR)	2008-2009
5. David Nelson (UM)	1949-1950
6. Dick MacPherson (UMass)	1971-1977
7. Bob Casciola (UC)	1971-1972
Tom Lichtenberg (UM)	1989
Charles Studley (UMass)	1960
10. Hal Kopp (URI)	1950, 52-55
11. Bob Pickett (UMass)	1978-1983
12. John Toner (UC)	1966-1970
13. Harold "Tubby" Raymond (UD)	1966-2001
14. Mark Whipple (UMass)	1998-2003
15. Tim Murphy (UM)	1987-1988
16. Rick Taylor (BU)	1977-1984
Thomas Eck (UMass)	1945, 47-51
18. Bob Ingalls (UC)	1952-1963
19. Don Brown (NU, UMass)	2000-03, 04-08
<i>Northeastern Massachusetts</i>	
20. Danny Rocco (UR)	2012-
Rip Scherer (JMU)	1991-1994
22. Larry Naviaux (UC)	1973-1976
23. J.O. Christian (UC)	1934-1949
24. Hal Westerman (UM)	1951-1966
25. Dave Clawson (UR)	2004-2007
26. Andy Talley (VU)	1985-
27. Sean McDonnell (UNH)	1999-
Mickey Matthews (JMU)	1999-13
29. Jimmy Laycock (WM)	1980-
Bill Bowes (UNH)	1972-1998
31. Rick Forzano (UC)	1964-1965
32. Skip Holtz (UC)	1994-1998
Jim Root (UNH)	1968-1971
34. Tom Jackson (UC)	1983-1993
35. K.C. Keeler (UD)	2002-2012
36. Jim Reid (UMass, UR)	1986-91, 95-03
<i>Massachusetts Richmond</i>	
37. Rob Ambrose (TU)	2009-
Dave Brock (UD)	2013-
Latrell Scott (UR)	2010
Dan Allen (BU)	1990-1995
Alex Wood (JMU)	1995-1998
Dal Shealy (UR)	1980-1988
Bob Stull (UMass)	1984-1985
George Allen (UM)	1941, 46-48
Joe Gardi (HOF)	2001-2005
46. Jack Cosgrove (UM)	1993-
47. Walt Nadzak (UC)	1977-1982
48. Mike Hodges (UMass)	1992-1997
49. Chris Palmer (BU)	1988-1989
50. Chief Boston (UNH)	1949-1964
51. Bob Clifford (VER)	1962-1969
52. Jack Gregory (URI)	1970-1975
53. Kevin Morris (UMass)	2009-2011
Buddy Teevens (UM)	1985-1986
55. Herb Maack (URI)	1956-1960
56. Chuck Priore (SBU)	2013-
Randy Edsall (UC)	1999
58. Bob Griffin (URI)	1976-1992
59. Rocky Hager (NU)	2004-2009
Kirk Ferentz (UM)	1990-1992
Paul Kemp (BU)	1973-1976
Arthur Valpey (UC)	1950-1951
63. Barry Gallup (NU)	1991-1999
64. Walter Abbott (UM)	1967-1975
65. Steve Stetson (BU)	1985-1987
66. Jack Zilly (URI)	1963-1969
67. Dave Cohen (HOF)	2006-2009
68. Floyd Keith (URI)	1993-1999
69. Ron Rogerson (UM)	1981-1984
Joe Yukica (UNH)	1966-1967
71. Tim Stowers (URI)	2000-2007
72. Carl Falivene (VER)	1972-1974
73. John C. Evans (VER)	1947-1951
74. Charlie O'Rourke (UMass)	1952-1959
75. Jim Marshall (UR)	1989-1994
John Chironna (URI)	1961-1962
Ed Doherty (URI)	1951
78. Gordy Combs (TU)	2004-2008
79. Joe Trainer (URI)	2009-13
Joe Scannella (VER)	1970-1971
81. Jack Bicknell (UM)	1976-1980
82. Bill Curry (GSU)	2012
Darren Rizzi (URI)	2008
84. Ed Donnelly (VER)	1952-1961
85. Bill Beck (URI)	1941, 46-49
86. Tom Masella (BU)	1996-1997
87. Bob Ford (UA)	2013
Wayne Lineburg (UR)	2011
Andy Mooradian (UNH)	1965

-- OVERALL --

Record	Pct.
19-5-1	.780
59-32-2	.645
21-5	.808
24-5	.828
7-5-2	.571
45-27-1	.623
9-8-1	.528
9-3	.750
7-2	.778
28-11-2	.718
36-28	.563
20-24-3	.457
300-119-3	.714
49-26	.653
15-8	.652
55-32-1	.631
17-23-4	.432
49-54-3	.476
70-39	.642
27-20	.574
42-19	.689
14-9	.609
29-19	.604
18-24-1	.430
66-51-4	.562
80-38-7	.668
29-20	.592
204-125-1	.620
114-71	.616
109-71	.606
222-165-2	.574
175-106-5	.621
7-10-1	.417
34-23	.597
18-14-1	.561
62-57	.521
86-52	.623
84-82-3	.506
36-29-2	.552
48-53-1	.475
32-29	.525
7-5	.583
6-5	.545
36-33	.522
23-22	.511
43-57	.430
10-12	.455
16-11-2	.586
119-62-2	.656
121-121	.500
24-39-2	.385
35-30	.538
8-14	.364
60-57-10	.512
37-29-1	.560
22-33-2	.404
16-17	.485
13-9	.591
17-22-2	.439
5-6	.455
4-7	.364
79-107-1	.425
20-47	.299
12-21	.363
16-24-1	.402
7-9	.438
38-60-1	.389
27-53	.338
10-23	.303
21-41-2	.344
18-27	.400
23-53	.303
19-23-1	.454
7-9	.438
33-57	.367
11-17	.393
15-21-2	.421
21-39-4	.359
19-47	.288
4-11-3	.306
3-5	.375
22-34	.393
12-44	.214
2-16	.111
18-35-1	.343
1-10	.091
3-9	.250
25-40-5	.393
12-22-2	.361
2-20	.091
1-11	.083
3-8	.273
0-8	.000

-- CONFERENCE --

Record	Pct.
7-1	.875
41-7-1	.847
13-3	.813
13-3	.813
5-1-1	.786
28-8-1	.770
7-2-1	.750
6-2	.750
3-1	.750
15-5-1	.738
22-8	.733
17-6-2	.720
89-38	.701
35-16	.686
10-5	.667
26-14	.650
6-3-1	.650
29-16-3	.635
47-28	.627
18-17	.514
29-11	.725
10-6	.625
10-6	.625
13-8-1	.614
5-3-1	.611
41-26-5	.604
19-13	.594
124-87	.588
71-52	.577
71-52	.577
97-74	.567
97-74-2	.567
4-3-1	.563
22-18	.550
11-9	.550
42-35	.545
49-41	.544
61-60	.504
26-20	.565
35-40	.467
20-20	.500
4-4	.500
4-4	.500
24-24	.500
16-16	.500
11-11	.500
5-5	.500
3-3	.500
21-22	.488
83-88	.485
14-15-1	.483
23-25	.479
7-9	.438
25-34-8	.433
15-20-1	.431
13-18-1	.422
10-14	.417
5-7	.417
8-12-2	.409
3-5	.375
3-5	.375
37-67	.356
16-32	.333
8-16	.333
7-14	.333
2-4	.333
18-38	.321
15-32	.319
6-13	.316
10-23-2	.314
10-22	.313
17-39	.304
6-14	.300
3-7	.300
20-47	.299
5-12	.294
3-8-1	.292
8-21-1	.283
12-36	.250
2-7-1	.250
1-3	.250
9-31	.225
8-32	.200
2-8	.200
4-20-1	.180
1-7	.125
1-7	.125
2-15	.118
1-11	.083
1-15	.063
0-8	.000
0-8	.000
0-5	.000

CAA Football All-Time Wins

1. Andy Talley (VU)	124
2. Jimmy Laycock (WM)	97
Bill Bowes (UNH).....	97
Harold "Tubby" Raymond (UD).....	89
5. Jack Cosgrove (UM)	83
Mickey Matthews (UMU).....	71
6. Sean McDonnell (UNH)	71
8. Jim Reid (UMass, UR).....	61
9. K.C. Keeler (UD).....	49
10. Don Brown (NU, UMass).....	47
11. Tom Jackson (UC).....	42
12. Hal Westerman (UM).....	41
Vic Fusia (UMass).....	41
14. Bob Griffin (URI).....	37
15. Mark Whipple (UMass).....	35
16. Bob Ingalls (UC).....	29
17. Dick MacPherson (UMass).....	28
18. Rick Taylor (BU).....	26
19. Chief Boston (UNH).....	25
20. Dan Allen (BU).....	24
21. Mike Hodges (UMass).....	23
22. Skip Holtz (UC).....	22
Bob Pickett (UMass).....	22
24. Joe Gardi (HOF).....	21
25. Rob Ambrose (TU)	20
Tim Stowers (URI).....	20
27. Dave Clawson (UR).....	19
28. Barry Gallup (NU).....	18
29. Floyd Keith (URI).....	17
John Toner (UC).....	17
31. Rocky Hager (NU).....	16
Alex Wood (JMU).....	16
Walter Abbott (UM).....	15
Bob Clifford (VER).....	15
Hal Kopp (URI).....	15
36. Walt Nadzak (UC).....	14
37. Bobby Wilder (ODU).....	13
Mike London (URI).....	13
Jack Gregory (UR).....	13
Larry Naviaux (UC).....	13
41. Jim Marshall (UR).....	12
42. Jim Root (UNH).....	11
Dal Shealy (UR).....	11
44. Danny Rocco (UR)	10
Dave Cohen (HOF).....	10
Kevin Morris (UMass).....	10
Tim Murphy (UM).....	10
Rip Scherer (JMU).....	10
Jack Zilly (URI).....	10
50. Gordy Combs (TU).....	9
51. Joe Trainer (URI).....	8
Kirk Ferentz (UM).....	8
Herb Maack (URI).....	8
Charlie O'Rourke (UMass).....	8
55. Bob Casciola (UC).....	7
Biff Glassford (UNH).....	7
Paul Kemp (BU).....	7
Chris Palmer (BU).....	7
59. Thomas Eck (UMass).....	6
Tom Lichtenberg (UM).....	6
Ron Rogerson (UM).....	6
Steve Stetson (BU).....	6
63. J.O. Christian (UC).....	5
Carl Falivene (VER).....	5
David Nelson (UM).....	5
Bob Stull (UMass).....	5
Buddy Teevens (UM).....	5
68. Dave Brock (UD)	4
Jack Bicknell (UM).....	4
Rick Forzano (UC).....	4
Latrell Scott (UR).....	4
72. Chuck Priore (SBU)	3
George Allen (UM).....	3
Randy Edsall (UC).....	3
John C. Evans (VER).....	3
Charles Studley (UMass).....	3
Joe Yukica (UNH).....	3
78. John Chironna (URI).....	2
Ed Donnelly (VER).....	2
Joe Scannella (VER).....	2
Arthur Valpey (UC).....	2
82. Bill Curry (GSU).....	1
Darren Rizzi (URI).....	1
Bill Beck (URI).....	1
Ed Doherty (URI).....	1
Tom Masella (BU).....	1
87. Bob Ford (UA).....	0
Wayne Lineburg (UR).....	0
Andy Mooradian (UNH).....	0

All-Time Passing Records

Pass Completions - Career

Comp.	Name	School	Years
1,122	Ricky Santos	New Hampshire	2004-2007
1,044	Sean Schaefer	Towson	2005-2008
868	Chris Boden	Villanova	1996-1999
833	Brett Gordon	Villanova	1999-2002
830	Liam Coen	Massachusetts	2005-2008
803	Matt DeGennaro	Connecticut	1987-1990
784	Eric Ward	Richmond	2006-2009
755	Ron Whitcomb	Maine	2003-2006
691	Chris Hixson	Rhode Island	1993-1996
676	Dave Corley, Jr.	William & Mary	1999-2002

Passing Touchdowns - Career

TD	Name	School	Years
123	Ricky Santos	New Hampshire	2004-2007
99	Chris Boden	Villanova	1996-1999
90	Liam Coen	Massachusetts	2005-2008
83	Brett Gordon	Villanova	1999-2002
78	Tom Ehrhardt	Rhode Island	1984-1985
76	Sean Schaefer	Towson	2005-2008
73	Dave Corley, Jr.	William & Mary	1999-2002
73	Matt DeGennaro	Connecticut	1987-1990
73	Shane Stafford	Connecticut	1995-1998
69	Taylor Heinicke	Old Dominion	2011-2012
69	Mike Buck	Maine	1986-1989

Yards Gained - Career

Yards	Name	School	Years
13,212	Ricky Santos	New Hampshire	2004-2007
11,644	Sean Schaefer	Towson	2005-2008
11,031	Liam Coen	Massachusetts	2005-2008
10,166	Chris Boden	Villanova	1996-1999
9,805	Dave Corley, Jr.	William & Mary	1999-2002
9,639	Brett Gordon	Villanova	1999-2002
9,288	Matt DeGennaro	Connecticut	1987-1990
8,969	Eric Ward	Richmond	2006-2009
8,845	Mike Buck	Maine	1986-1989
8,839	Shane Stafford	Connecticut	1995-1998

Yards Gained - Game

Yards	Name (School)	Opponent	Date
730	Taylor Heinicke (ODU)	New Hampshire	9/22/12
566	Tom Ehrhardt (URI)	Connecticut	11/16/85
560	Bobby Seck (HOF)	Rhode Island	9/25/04
556	Matt Nagy (UD)	Connecticut	11/7/98
543	Michael Strauss (UR)	Delaware	11/16/13
538	Ricky Santos (UNH)	Villanova	10/2/04
530	Taylor Heinicke (ODU)	Duquesne	9/1/12
522	Mickey Fein (UM)	Connecticut	10/11/97
520	Tom Ehrhardt (URI)	Lehigh	10/12/85
497	Taylor Heinicke (ODU)	Coastal Carolina	12/1/12

Senior Record: 566 Tom Ehrhardt (URI) vs. Connecticut (11/16/85)
 Junior Record: 560 Bobby Seck (HOF) vs. Rhode Island (9/25/04)
 Sophomore Record: 730 Taylor Heinicke (ODU) vs. New Hampshire (9/22/12)
 Freshman Record: 538 Ricky Santos (UNH) vs. Villanova (10/2/04)

Average Yards Gained - Season

(minimum 3,000 yards)

Avg.	Name (School)	Cl.	Gms.	Yards	Year
393.8	Taylor Heinicke (ODU)	So.	13	5,120	2012
346.8	Tom Ehrhardt (URI)	Sr.	13	4,508	1985
317.3	Michael Strauss (UR)	Jr.	12	3,808	2013
303.3	Sean Schaefer (TU)	So.	10	3,033	2006
302.0	Anton Clarkson (HOF)	Jr.	10	3,020	2005
299.7	Robert Dougherty (BU)	Sr.	12	3,596	1994
297.7	Tom Ehrhardt (URI)	Jr.	13	3,870	1984
297.3	Rocky Butler (HOF)	Sr.	12	3,568	2001
292.1	Ricky Santos (UNH)	So.	13	3,797	2005
290.2	Kevin Foley (BU)	Sr.	11	3,192	1995

Senior Record: 346.8 Tom Ehrhardt (URI), 1985
 Junior Record: 317.3 Michael Strauss (UR), 2013
 Sophomore Record: 393.8 Taylor Heinicke (ODU), 2012
 Freshman Record: 255.2 Ricky Santos (UNH), 2004

INDIVIDUAL RECORDS

Most Pass Attempts - Game

79 Taylor Heinicke (ODU) vs. New Hampshire, 9/22/12

Most Pass Completions - Game

55 Taylor Heinicke (ODU) vs. New Hampshire, 9/22/12

Most Pass Completions - Season

398 Taylor Heinicke (ODU), 2012

Most Completions Per Game - Season

30.6 Taylor Heinicke (ODU), 2012

Most Pass Attempts - Season

645 Tom Ehrhardt (URI), 1985

Most Pass Attempts - Career

1,636 Ricky Santos (UNH), 2004-07

Most Touchdown Passes - Game

8 Bobby Seck (HOF) vs. Rhode Island, 9/25/04
 8 Tom Ehrhardt (URI) vs. Connecticut, 11/16/85

Most Touchdown Passes - Season

44 Taylor Heinicke (ODU), 2012

Most Interceptions Thrown - Game

6 Six times
 Last by Jake Phillips (WM) vs. Richmond, 11/22/08

Most Interceptions Thrown - Season

27 Tom Ehrhardt (URI), 1985

Most Interceptions Thrown - Career

59 Sean Schaefer (TU), 2005-08

Longest Pass

98 R.J. Archer-to-Cameron Dohse (WM) vs. Villanova, 12/11/09
 98 Steve Monaco-to-Emerson Foster (URI) vs. Holy Cross, 9/3/88

TEAM RECORDS

Most Passing Attempts - Game

90 Rhode Island vs. Furman, 12/7/85

Most Passing Attempts - Season

761 Rhode Island, 1985 (13 Games)

Most Pass Completions - Game

55 Old Dominion vs. New Hampshire, 9/22/12

Most Pass Completions - Season

419 Rhode Island, 1985 (13 Games)

Highest Completion Percentage - Season

73.2 New Hampshire, 2007 (12 Games)

Most Passing Yards - Game

730 Old Dominion vs. New Hampshire, 9/22/12

Most Passing Yards - Season

5,321 Rhode Island, 1985 (13 Games)

Most Touchdown Passes - Game

8 Twice, Last by Hofstra vs. Rhode Island, 9/25/04

Most Touchdown Passes - Season

47 Rhode Island, 1985 (13 Games)

Most First Downs Passing - Game

37 Old Dominion vs. New Hampshire, 9/22/12

Most First Downs Passing - Season

256 Rhode Island, 1985 (13 Games)

Annual Passing Leaders

Year	Name (Team)	Completions
1978	Steve Tosches (URI)	114
1979	Mike McEvilly (UM)	107
1980	Ken Sweitzer (UC)	127
1981	Ken Sweitzer (UC)	145
1982	Rich LaBonte (UM)	112
1983	Dave Weinke (URI)	150
1984	Tom Ehrhardt (URI)	308
1985	Tom Ehrhardt (URI)	283
1986	Peter Lane (UC)	187
1987	Mike Buck (UM)	232

Passing Efficiency

(since ratings system - 1988)

Year	Name (Team)	Rating
1988	Matt DeGennaro (UC)	126.4
1989	Mike Buck (UM)	159.6
1990	Matt Griffin (UNH)	125.8
1991	Tom Colombo (VU)	133.0
1992	Greg Lilly (UR)	157.0
1993	Shawn Knight (WM)	204.6
1994	Shawn Knight (WM)	151.3
1995	Leo Hamlett (UD)	165.4
1996	Mike Cook (WM)	142.5
1997	Chris Boden (VU)	174.0
1998	Matt Nagy (UD)	157.0
1999	Dave Corley, Jr. (WM)	141.3
2000	Brett Gordon (VU)	153.5
2001	Rocky Butler (HOF)	166.2
2002	Dave Corley, Jr. (WM)	144.6
	Brett Gordon (VU)	144.6
2003	Lang Campbell (WM)	152.1
2004	Lang Campbell (WM)	158.7
2005	Ricky Santos (UNH)	170.3
2006	Justin Rascati (JMU)	164.0
2007	Ricky Santos (UNH)	163.1
2008	Rodney Landers (JMU)	170.7
2009	Chris Whitney (VU)	151.6
2010	Pat Devlin (UD)	151.6
2011	Grant Enders (TU)	153.7
2012	Taylor Heinicke (ODU)	162.6
2013	Trent Hurlley (UD)	155.2

Active players in italics



All-Time Rushing Records

Yards Gained - Career

Yards	Name	School	Years
6,250	Marcel Shipp	Massachusetts	1997-2000
6,193	Jerry Azumah	New Hampshire	1995-1998
5,332	Steve Baylark	Massachusetts	2003-2006
4,849	Terrance West	Towson	2011-13
4,624	Rene Ingoglia	Massachusetts	1992-1995
4,587	Daryl Brown	Delaware	1991-1994
4,541	Jonathan Grimes	William & Mary	2008-2011
4,499	Brian Westbrook	Villanova	1997-2001
4,459	Andrew Pierce	Delaware	2010-13
4,436	Paul Lewis	Boston University	1981-1984

Average Yards Gained - Season

(Minimum 1,000 Yards)

Avg.	Name (School)	Cl.	Gms.	Yards	Year
199.6	Jerry Azumah (UNH)	Sr.	11	2,195	1998
181.6	Marcel Shipp (UMass)	So.	14	2,542	1998
159.6	L.J. McKanas (NU)	Sr.	11	1,756	2001
157.1	Carl Smith (UM)	So.	12	1,885	1989
156.8	Terrance West (TU)	Jr.	16	2,509	2013
148.6	Pat Abbruzzi (URI)	So.	8	1,189	1952
148.3	Garry Pearson (UMass)	Sr.	11	1,631	1982
147.5	Lorenzo Bouier (UM)	Sr.	11	1,622	1982
145.7	Brian Westbrook (VU)	Sr.	11	1,603	2001
144.1	Jerry Azumah (UNH)	Jr.	11	1,585	1997

Senior Record: 199.6 Jerry Azumah (UNH), 1998

Junior Record: 156.8 Terrance West (TU), 2013

Sophomore Record: 181.6 Marcel Shipp (UMass), 1998

Freshman Record: 138.1 Jerry Azumah (UNH), 1995

Yards Gained - Game

Yards	Name (School)	Opponent	Date
354	Terrance West (Towson)	Eastern Illinois	12/13/13
337	Frank Alessio (UMass)	Boston University	11/11/95
329	Jerry Azumah (UNH)	Hofstra	11/7/98
313	Rene Ingoglia (UMass)	Rhode Island	10/1/94
306	Pat Abbruzzi (URI)	New Hampshire	10/4/52
302	Lorenzo Bouier (UM)	Northeastern	11/1/80
300	Jerry Azumah (UNH)	Boston University	11/15/97
295	Tim Hightower (UR)	Bucknell	9/22/07
288	Omar Cuff (UD)	Delaware State	11/23/07
288	Garry Pearson (UMass)	American Int'l	11/20/82

Senior Record: 329 Jerry Azumah (UNH) vs. Hofstra (11/7/98)

Junior Record: 354 Terrance West (Towson) vs. Eastern Illinois (12/13/13)

Sophomore Record: 306 Pat Abbruzzi (URI) vs. UNH (10/4/52)

Freshman Record: 264 Jerry Azumah (UNH) vs. Villanova (11/11/95)

Total Carries - Career

Att.	Name	School	Years
1,215	Marcel Shipp	Massachusetts	1997-2000
1,104	Steve Baylark	Massachusetts	2003-2006
1,045	Jerry Azumah	New Hampshire	1995-1998
972	Paul Lewis	Boston University	1981-1984
936	Jonathan Grimes	William & Mary	2008-2011
930	Andrew Pierce	Delaware	2010-13
925	Omar Cuff	Delaware	2004-2007
905	Rene Ingoglia	Massachusetts	1992-1995
879	Lorenzo Bouier	Maine	1979-1982
819	Maurice Murray	Northeastern	2004-2007

Rushing Touchdowns - Career

TD	Name	School	Years
84	Terrance West	Towson	2011-13
65	Omar Cuff	Delaware	2004-2007
60	Jerry Azumah	New Hampshire	1995-1998
60	Marcel Shipp	Massachusetts	1997-2000
55	Paul Lewis	Boston University	1981-1984
54	Rene Ingoglia	Massachusetts	1992-1995
54	Brian Westbrook	Villanova	1997-2001
49	Bill Burnham	New Hampshire	1974-1977
47	Daryl Brown	Delaware	1991-1994
44	Andrew Pierce	Delaware	2010-13

INDIVIDUAL RECORDS

Most Rushing Attempts - Game

55 Maurice Murray (NU) vs. New Hampshire, 11/3/07

Most Rushing Attempts - Season

428 Marcel Shipp (UMass), 1998 (14 games)

Average Rushes Per Game - Season

31.7 (349) Lorenzo Bouier (UM), 1980

Most Rushing Touchdowns - Game

6 Omar Cuff (UD) vs. William & Mary, 8/30/07

Most Rushing Touchdowns - Season

41 Terrance West (TU), 2013 (16 games)

Average Rushing Touchdowns Per Game - Season

2.6 (41) Terrance West (TU), 2013

2.6 (29) Terrance West (TU), 2011

Longest Rush - Game

99 Pat Abbruzzi (URI) vs. New Hampshire, 10/4/52

99 Gerry White (UC) vs. Rhode Island, 11/12/60

TEAM RECORDS

Most Rushing Attempts - Game

84 Maine vs. Bowdoin, 11/6/54

Most Rushing Attempts - Season

778 Richmond, 2000 (13 games)

Most Rushing Yards - Game

593 Northeastern vs. Stonehill, 8/30/03

Most Rushing Yards - Season

4,009 Rhode Island, 2003 (12 games)

Most Rushing Yards Per Game - Season

334.1 Rhode Island, 2003 (12 games)

Most Rushing Touchdowns - Game

9 Northeastern vs. Stonehill, 8/30/03

Most Rushing Touchdowns - Season

55 Towson, 2013 (16 games)

Most First Downs Rushing - Game

27 Connecticut vs. Rhode Island, 11/15/58

Most First Downs Rushing - Season

210 Delaware, 1993 (13 games)

Annual Rushing Leaders

Year	Name (Team)	Average	Yards
1978	Mal Najarian (BU)	143.0	1,001
1979	Mal Najarian (BU)	114.0	1,137
1980	Lorenzo Bouier (UM)	147.5	1,622
1981	Gregg Drew (BU)	125.0	1,250
1982	Garry Pearson (UMass)	148.3	1,631
1983	Paul Lewis (BU)	133.6	1,603
1984	Andre Garron (UNH)	143.4	1,004
1985	Andre Garron (UNH)	111.0	888
1986	Randy Pettus (BU)	87.4	874
1987	Erwin Matthews (UR)	110.6	1,327
1988	George Boothe (UC)	91.1	1,002
1989	Carl Smith (UM)	152.7	1,680
1990	Barry Bourassa (UNH)	106.3	957
1991	Jerome Bledsoe (UMass)	140.3	1,545
1992	Uly Scott (UR)	119.8	1,318
1993	Rene Ingoglia (UMass)	116.8	1,285
1994	Rene Ingoglia (UMass)	136.8	1,505
1995	Frank Alessio (UMass)	116.0	1,276
1996	Jerry Azumah (UNH)	118.9	1,308
1997	Jerry Azumah (UNH)	143.3	1,576
1998	Jerry Azumah (UNH)	199.6	2,195
1999	Curtis Keaton (JMU)	142.9	1,715
2000	Brian Westbrook (VU)	110.9	1,220
2001	L. J. McKanas (NU)	159.6	1,756
2002	Marcus Williams (UM)	100.4	1,406
2003	Germaine Bennett (UD)	101.6	1,625
2004	Steve Baylark (UMass)	103.5	1,138
2005	Joe Casey (URI)	113.2	1,245
2006	Steve Baylark (UMass)	130.7	1,960
2007	Tim Hightower (UR)	137.4	1,924
2008	Rodney Landers (JMU)	126.4	1,770
2009	Jonathan Grimes (WM)	92.4	1,294
2010	Andrew Pierce (UD)	110.3	1,655
2011	Jonathan Grimes (WM)	130.1	1,431
2012	Terrance West (TU)	104.6	1,046
2013	Terrance West (TU)	156.8	2,509

Active players in italics





All-Time Receiving Records

Yards Gained - Career

Yards	Name	School	Years
4,655	David Ball	New Hampshire	2003-2006
4,168	Rich Musinski	William & Mary	2000-2003
3,944	Brian Forster	Rhode Island	1983-1987
3,872	Brian Finneran	Villanova	1994-1997
3,737	Eddie Conti	Delaware	1994-1998
3,579	Bill Brooks	Boston University	1982-1985
3,535	Mark Didio	Connecticut	1988-1991
3,419	Dave Klemic	Northeastern	1997-2000
3,350	Cory Parks	Northeastern	2002-2005
3,346	Courtney Batts	Delaware	1994-1997

Average Yards Gained - Season

(Minimum 1,000 Yards)

Avg.	Name (School)	Cl.	Gms.	Yards	Year
155.6	Eddie Conti (UD)	Sr.	11	1,712	1998
139.9	Brian Forster (URI)	Jr.	13	1,819	1985
125.3	David Ball (UNH)	So.	12	1,504	2004
123.1	Mark Didio (UC)	Sr.	11	1,354	1991
119.3	David Ball (UNH)	Jr.	13	1,551	2005
116.1	Rich Musinski (WM)	Jr.	12	1,393	2001
113.2	Dominique Thompson (WM)	Sr.	14	1,585	2004
112.8	Kahmal Roy (HOF)	Sr.	12	1,354	2001
110.0	Bill Brooks (BU)	Sr.	11	1,210	1985
109.7	David McLeod (JMU)	Sr.	11	1,207	1993

Senior Record: 155.6.....Eddie Conti (UD), 1998
 Junior Record: 139.9.....Brian Forster (URI), 1985
 Sophomore Record: 125.3.....David Ball (UNH), 2004
 Freshman Record: 85.3.....Charles Sullivan (HOF), 2004

Yards Gained - Game

Yards	Name (School)	Opponent	Date
354	Eddie Conti (UD)	Connecticut	11/7/98
327	Brian Forster (URI)	Brown	9/28/85
299	Brian Forster (URI)	Lehigh	10/12/85
284	David Ball (UNH)	Villanova	10/2/04
275	Shawn Leonard (URI)	New Hampshire	11/7/09
271	Nick Mayers (ODU)	New Hampshire	9/22/12
267	Marques Colston (HOF)	Liberty	11/22/03
262	Victor Cruz (UMass)	James Madison	9/13/08
252	Brian Forster (URI)	Richmond	12/1/84
248	Carnell Henderson (BU)	Rhode Island	10/8/94

Senior Record: 354.....Eddie Conti (UD) vs. Connecticut (11/7/98)
 Junior Record: 327.....Brian Forster (URI) vs. Brown (9/28/85)
 Sophomore Record: 284.....David Ball (UNH) vs. Villanova (10/2/04)
 Freshman Record: 213.....Charles Sullivan (HOF) vs. URI (9/25/04)

Pass Receptions - Career

Rec.	Name	School	Years
304	David Ball	New Hampshire	2003-2006
284	Brian Forster	Rhode Island	1983-1987
265	Brian Finneran	Villanova	1994-1997
243	Tre Gray	Richmond	2008-2011
239	Mark Didio	Connecticut	1988-1991
238	Charles Sullivan	Hofstra	2004-2007
236	Murle Sango	Villanova	1998-2001
228	Bill Brooks	Boston University	1982-1985
225	Marcus Lee	Towson	2005-2008
225	Darren Altieri	Boston University	1987-1990

Average Pass Receptions - Season

Avg.	Name (School)	Cl.	Gms.	Rec.	Year
9.85	Brian Forster (URI)	Jr.	13	128	1985
8.91	Murle Sango (VU)	So.	11	98	1999
8.64	Tre Gray (UR)	Sr.	11	95	2011
8.27	Eddie Conti (UD)	Sr.	11	91	1998
8.22	Ben Edwards (UR)	Sr.	9	74	2013
8.09	Brian Westbrook (VU)	So.	11	89	1998
8.00	Mark Didio (UC)	Sr.	11	88	1991
8.00	Rameek Wright (UM)	Sr.	11	88	1997
7.82	Charles Sullivan (HOF)	Sr.	11	86	2007
7.69	Brian Forster (URI)	So.	13	100	1984

Senior Record: 8.64.....Tre Gray (UR), 2011
 Junior Record: 9.85.....Brian Forster (URI), 1985
 Sophomore Record: 8.91.....Murle Sango (VU), 1999
 Freshman Record: 6.18.....Charles Sullivan (HOF), 2004

Pass Receptions - Game

Rec.	Name (School)	Opponent	Date
18	Landis Williams (UM)	Rhode Island	11/14/09
18	Brian Forster (URI)	Brown	9/28/85
18	Brian Forster (URI)	Richmond	12/1/84
17	Arel Gordon (UM)	New Hampshire	11/18/06
17	Rameek Wright (UM)	Buffalo	11/16/96
17	Brian Forster (URI)	Lehigh	10/12/85
16	Tre Gray (UR)	New Hampshire	9/24/11
16	David Boler (UD)	Navy	10/30/04
16	Justin Long (UD)	Maine	10/2/04
16	Brian Finneran (VU)	Youngstown St.	12/16/97
16	Brian Finneran (VU)	Connecticut	10/5/96

Senior Record: 18.....Landis Williams (UM) vs. Rhode Island (11/14/09)
 Junior Record: 18.....Brian Forster (URI) vs. Brown (9/28/85)
 Sophomore Record: 18.....Brian Forster (URI) vs. Richmond (12/1/84)
 Freshman Record: 14.....John Perry (UNH) vs. Richmond (10/21/89)

Receiving Touchdowns - Career

TD	Name	School	Years
58	David Ball	New Hampshire	2003-2006
41	Dave Klemic	Northeastern	1997-2000
38	Dameon Reilly	Rhode Island	1983-1985
34	Cory Parks	Northeastern	2002-2005
34	Brian Finneran	Villanova	1994-1997
32	Bill Brooks	Boston University	1982-1985
32	Brian Forster	Rhode Island	1983-1987
32	Adrian Zullo	Massachusetts	1998-2002
31	Rich Musinski	William & Mary	2000-2003
31	Eddie Conti	Delaware	1994-1998

Consecutive Games With A Reception

45.....Marcus Lee (TU), 2005-2008

Receiving Touchdown - Season

TD	Name (School)	Cl.	Gms.	Year
24	David Ball (UNH)	Jr.	13	2005

Receiving Touchdowns - Game

Rec.	Name (School)	Opponent	Date
5	Andrae Brown (TU)	Northeastern	9/24/05

Annual Receptions Leaders

Year	Name (Team)	Rec.	Yards
1978	Dave Loeble (UNH)	37	514
1979	Kevin O'Connor (UM)	33	518
1980	Reggie Eccleston (UC)	50	1,081
1981	Keith Huggler (UC)	57	1,145
1982	Tom Mut (URI)	45	803
1983	Bill Brooks (BU)	56	891
1984	Brian Forster (URI)	100	1,357
1985	Brian Forster (URI)	115	1,617
1986	Dennis Gadbois (BU)	70	1,095
1987	Curtis Olds (UNH)	61	807
1988	Glenn Antrum (UC)	77	1,130
1989	Darren Altieri (BU)	75	868
1990	Mark Didio (UC)	78	1,153
1991	Mark Didio (UC)	88	1,354
1992	Darren Rizzi (URI)	74	1,103
1993	David Gamble (UNH)	67	1,138
1994	Cy Butler (URI)	73	808
1995	Ed Mantie (BU)	81	943
1996	Brian Finneran (VU)	81	1,207
1997	Rameek Wright (UM)	88	1,169
1998	Eddie Conti (UD)	91	1,712
1999	Murle Sango (VU)	98	1,064
2000	Dwayne Wilmot (UM)	67	995
2001	Stefan Gomes (UM)	81	1,069
2002	Brian White (VU)	72	805
2003	Rich Musinski (WM)	63	888
2004	David Ball (UNH)	86	1,504
2005	David Ball (UNH)	87	1,551
2006	David Ball (UNH)	93	1,114
2007	Charles Sullivan (HOF)	86	991
2008	Victor Cruz (UMass)	71	1,064
2009	Landis Williams (UM)	71	798
2010	Terrance Fox (UNH)	80	821
2011	Tre Gray (UR)	95	1,187
2012	Nick Mayers (ODU)	79	1,233
2013	Stephen Barnette (UR)	76	1,189

Active players in *italics*





TEAM RECORDS

Most Points - Two Teams

125	Old Dominion 64, New Hampshire 61	9/22/12
125	Connecticut 125, Newport NTS 0	1949
118	Richmond 62, Delaware 56 (SOT)	11/10/07
115	Maine 59, Delaware 56 (2OT)	10/31/87
113	Delaware 58, West Chester 55	9/24/94
113	Rhode Island 58, Maine 55 (6OT)	9/18/82
111	Delaware 59, Navy 52	10/27/07
106	Massachusetts 64, New Hampshire 42	11/19/88
106	New Hampshire 59, Maine 47	11/19/05
105	Hofstra 62, Rhode Island 43	9/25/04
105	Villanova 65, Buffalo 40	11/14/98

Fewest Points - Two Teams

0	Maine 0, New Hampshire 0	10/13/51
0	Connecticut 0, New Hampshire 0	11/3/56
0	Connecticut 0, Rhode Island 0	11/16/57
0	Maine 0, Rhode Island 0	9/26/59
0	Massachusetts 0, Northeastern 0	10/24/59
0	Massachusetts 0, Harvard 0	9/28/63
0	Connecticut 0, New Hampshire 0	10/31/64
0	Connecticut 0, Rhode Island 0	11/12/66
0	Rhode Island 0, Vermont 0	10/14/67
2	Maine 2, Connecticut 0	10/21/61

Fewest Points - Two Teams

(since overtime was implemented - 1982)

3	Albany 3, Maine 0	9/2/10
3	Rhode Island 3, Maine 0	10/28/06
3	Massachusetts 3, Villanova 0	11/10/90
3	Massachusetts 3, Northeastern 0	9/29/84
6	Richmond 3, Fordham 3	10/21/95
7	Massachusetts 7, Northeastern 0	10/28/06
7	Northeastern 7, Richmond 0	10/20/01
10	Rhode Island 7, Massachusetts 3	10/5/85
10	Richmond 7, New Hampshire 3	11/4/95
10	Massachusetts 7, Holy Cross 3	9/19/92

Most Points - One Team

125	Connecticut 125, Newport NTS 0	1949
84	Delaware 84, West Chester 0	9/23/00
78	Northeastern 78, Stonehill 6	8/30/03
77	Maine 77, Morgan State 24	11/8/03
77	Massachusetts 77, Northeastern 0	10/9/99
76	James Madison 76, Morgan State 7	9/2/95
72	James Madison 72, Lock Haven 0	9/2/00
71	Connecticut 71, Massachusetts 6	10/13/56
71	Northeastern 71, Cheyney 0	9/4/04
70	Old Dominion 70, Campbell 14	9/15/12
70	Towson 70, Lock Haven 0	9/10/05
70	New Hampshire 70, Central Connecticut 20	8/30/03

Largest Margin of Victory

125	Connecticut 125, Newport NTS 0	1949
84	Delaware 84, West Chester 0	9/23/00
77	Massachusetts 77, Northeastern 0	10/9/99
72	Northeastern 78, Stonehill 6	8/30/03
72	James Madison 72, Lock Haven 0	9/2/00
71	Northeastern 71, Cheyney 0	9/4/04
71	Connecticut 71, Massachusetts 6	10/13/56
70	Towson 70, Lock Haven 0	9/10/05
69	James Madison 76, Morgan State 7	9/2/95
65	Connecticut 71, Massachusetts 6	10/13/56

Most Points - Season

587 Old Dominion, 2012 (13 games)
-----	-------------------------------------

Most Touchdowns - Game

16 Massachusetts vs. Northeastern, 10/9/99
----	---

All-Time Scoring Records

Most Touchdowns - Season

81 Towson, 2013 (16 games)
----	-------------------------------

INDIVIDUAL RECORDS

Touchdowns Scored - Career

TD	Name	School	Years
89	Brian Westbrook	Villanova	1997-2001
86	Terrance West	Towson	2011-13
73	Omar Cuff	Delaware	2004-2007
70	Jerry Azumah	New Hampshire	1995-1998
63	Marcel Shipp	Massachusetts	1997-2000
58	David Ball	New Hampshire	2003-2006
55	Rene Ingoglia	Massachusetts	1992-1995
55	Paul Lewis	Boston University	1981-1984
51	Barry Bourassa	New Hampshire	1989-1992
50	Steve Baylark	Massachusetts	2003-2006
50	Daryl Brown	Delaware	1991-1994

Scoring - Career

Pts.	Name	School	Years
544	Brian Westbrook	Villanova	1997-2001
516	Terrance West	Towson	2011-13
440	Omar Cuff	Delaware	2004-2007
424	Jerry Azumah	New Hampshire	1995-1998
378	Marcel Shipp	Massachusetts	1997-2000
360	Andrew Howard	Richmond	2006-2009
350	David Ball	New Hampshire	2003-2006
332	Rene Ingoglia	Massachusetts	1992-1995
332	Paul Lewis	Boston University	1981-1984
308	Daryl Brown	Delaware	1991-1994

Extra Points - Career

XP	Name	School	Years
195	Andrew Howard	Richmond	2006-2009
174	Connor McCormick	New Hampshire	2002-2005
167	Sean Leach	Delaware	1994-1997
166	Greg Kuehn	William & Mary	2002-2005
162	Miro Kesic	Northeastern	2002-2005
151	Tom Manning	New Hampshire	2006-2009
148	Casey Hannon	Villanova	1998-2001
145	Chris Onorato	Hofstra	2000-2004
143	Mike MacArthur	New Hampshire	2010-13
142	Mark Kiefer	Villanova	1994-1997

Most Extra Points Made - Game (Individual)

11 Mike Mellow (UM) vs. Morgan State, 11/8/03
----	--

Most Extra Points Made - Game (Team)

11 Maine vs. Morgan State, 11/8/03
11 Massachusetts vs. Northeastern, 10/9/99

Most Extra Points Made - Season

75 Old Dominion, 2012 (13 Games)
----	-------------------------------------

Most Extra Point Attempts - Game

11 Four times
..... Last by Maine vs. Morgan State, 11/8/03

Most Extra Point Attempts - Season

76 Towson, 2013 (16 Games)
----	-------------------------------

Most Two-Point Conversions Made - Game

2 Brian Finneran (VU) vs. Northeastern, 11/22/97
---	--

Most Two-Point Conversions Made - Game (Team)

4 Massachusetts vs. Delaware, 10/10/87
---	--

Most Two-Point Conversions Made - Season

22 Connecticut, 1958
----	-------------------------

Field Goals - Career

FG	Name	School	Years
59	Greg Kuehn	William & Mary	2002-2005
55	Andrew Howard	Richmond	2006-2009
51	Mike MacArthur	New Hampshire	2010-13
50	Chris Onorato	Hofstra	2000-2004
49	Rob Zarrilli	Hofstra	2005-2007
48	Miro Kesic	Northeastern	2002-2005
48	Brian Shallcross	William & Mary	1994-1997
46	Brett Sterba	William & Mary	1997-2000
45	Brian Pate	William & Mary	2006-2009
44	Brandon Hanes	Northeastern	1994-1997

Longest Field Goal

Long	Name (School)	Opponent	Date
57	Miro Kesic (NU)	Richmond	11/2/02
56	Jim McManus (UC)	New Hampshire	10/3/98
54	Tom Manning (UNH)	Hofstra	10/24/09
54	Roger Williams (HOF)	Northeastern	11/15/08
54	Steve Leo (UD)	Navy	10/24/92
53	Andrew Howard (UR)	Hofstra	11/8/08
53	Brett Sterba (WM)	Delaware	10/14/00
53	Frank Venezia (VU)	Connecticut	10/7/95
53	Steve Leo (UD)	Richmond	11/16/91
53	Domingos Carlos (UC)	Holy Cross	10/15/83

Most Field Goals Made - Game (Individual)

5 Tom Bishop (UNH) vs. Southern Illinois, 11/29/08
5 Mark Kiefer (VU) vs. Richmond, 11/18/95

Most Field Goals Made - Game (Team)

5 New Hampshire vs. Southern Illinois, 11/29/08
5 Villanova vs. Richmond, 11/18/95

Most Field Goals Made - Season (Individual)

23 Brian Pate, William & Mary, 2009
----	--

Most Field Goals Made - Season (Team)

23 William & Mary, 2009
----	----------------------------

Most Field Goal Attempts - Game (Individual)

7 Brian Pate (WM) vs. Virginia, 9/5/09
---	--

Most Field Goal Attempts - Season (Team)

35 William & Mary, 2009 (14 Games)
----	---------------------------------------

Most Points - Game

42 Omar Cuff (UD) vs. William & Mary, 8/30/07
----	--

Most Points - Season

252 Terrance West (TU), 2013
-----	--------------------------------

Most Touchdowns - Game

7 Omar Cuff (UD) vs. William & Mary, 8/30/07
---	--

Most Touchdowns - Season

42 Terrance West (TU), 2013
----	--------------------------------

Active players in italics





All-Time Defense/All-Purpose Records

Interceptions - Career

Int	Name	School	Years
24	Darren Sharper	William & Mary	1993-1996
24	Chris Helon	Boston University	1991-1994
23	Kevin Smith	Rhode Island	1987-1990
21	Derek Carter	Maine	1994-1997
21	Mark Seals	Boston University	1985-1988
20	Shannon James	Massachusetts	2002-2005
20	Billy Pappas	New Hampshire	1952-1954
18	Dino Vasso	New Hampshire	2007-2010
18	Matt Latham	Connecticut	1982-1984
18	Grady Fuller	Massachusetts	1977-1980
18	Steve Rogers	Massachusetts	1968-1970

INDIVIDUAL RECORDS

Most Interceptions - Game

4..... Three times
 Last by Kevin Smith (URI) vs. Massachusetts, 10/8/88

Most Interception Return Yards - Game

160..... Dave Brown (UM) vs. Bowdoin, 11/10/62

Most Interceptions - Season

12..... Chris Helon (BU), 1993

Most Interception Return Yards - Season

239..... Mike Cassidy (URI), 1985

Most Interception Return Touchdowns - Game

2..... Tyler Holmes (UMass) vs. Maine 11/6/10
 Allante Harrison (TU) vs. Elon, 9/4/04
 Bill Curry (UM) vs. Liberty, 10/10/92

Most Interception Return Touchdowns - Season

2..... *Many*
 *Last by Steven Thames (UNH), 2013*

Most Interception Return Yards - Career

488..... Darren Sharper (WM), 1993-96

Most Interception Return Touchdowns - Career

4..... T.J. Hill (NU), 1998-01

Longest Interception Return - Game

100..... Eight times
 Last by Kendall James (UM) vs. Bryant, 9/15/12

TEAM RECORDS

Most Interceptions - Game

7..... Four times, Last by Villanova vs. Penn, 9/22/07

Most Interception Return Yards - Game

207 (5 INTs)..... New Hampshire vs. Hofstra, 11/1/08

Most Interception Return Touchdowns - Game

2..... Several times, Last by William & Mary vs. Lafayette, 9/14/13

Most Interceptions - Season

31..... Delaware, 1986 (13 Games)

Most Interception Return Yards - Season

649 (24 INTs)..... New Hampshire, 2008 (13 Games)

Most Interception Return Touchdowns - Season

7..... Northeastern, 1996

Average All-Purpose Yardage - Season

(Minimum 1,000 Yards)

Avg.	Name (School)	Cl.	Gms.	Yards	Year
275.1	Brian Westbrook (VU)	So.	11	3,026	1998
272.0	Brian Westbrook (VU)	Jr.	11	2,992	2000
256.6	Brian Westbrook (VU)	Sr.	11	2,823	2001
247.8	Jerry Azumah (UNH)	Sr.	11	2,726	1998
228.2	Jonathan Grimes (WM)	Sr.	11	2,510	2011
217.1	Stephan Lewis (UNH)	Jr.	11	2,388	2001
216.6	Marcel Shipp (UMass)	So.	14	3,032	1998
215.3	Eddie Conti (UD)	Sr.	11	2,368	1998
202.6	Stephan Lewis (UNH)	Sr.	11	2,229	2002
202.3	Jerry Azumah (UNH)	Jr.	11	2,225	1997

Senior Record: 256.6..... Brian Westbrook (VU), 2001

Junior Record: 272.0..... Brian Westbrook (VU), 2000

Sophomore Record: 275.1..... Brian Westbrook (VU), 1998

Freshman Record: 162.0..... Jonathan Grimes (WM), 2008

All-Purpose Yardage - Career

Yards	Name	School	Years
9,512	Brian Westbrook	Villanova	1997-2001
8,367	Jerry Azumah	New Hampshire	1995-1998
7,955	Jonathan Grimes	William & Mary	2008-2011
7,759	Marcel Shipp	Massachusetts	1997-2000
6,410	Stephan Lewis	New Hampshire	1999-2002
6,248	Barry Bourassa	New Hampshire	1989-1992
6,098	Steve Baylark	Massachusetts	2003-2006
6,096	Eddie Conti	Delaware	1994-1998
5,620	Omar Cuff	Delaware	2004-2007
5,380	Cy Butler	Rhode Island	1993-1996

Total Offense - Career

Yards	Name	School	Years
14,621	Ricky Santos	New Hampshire	2004-2007
11,415	Sean Schaefer	Towson	2005-2008
10,948	Dave Corley, Jr.	William & Mary	1999-2002
10,871	Liam Coen	Massachusetts	2005-2008
10,375	Eric Ward	Richmond	2006-2009
9,993	Chris Boden	Villanova	1996-1999
9,317	Brett Gordon	Villanova	1999-2003
9,269	Matt DeGennaro	Connecticut	1987-1990
9,051	Bill Vergantino	Delaware	1989-1992
8,839	Shane Stafford	Connecticut	1995-1998

Annual Interception Leaders

Year	Name	Team	Int
1980	Darrell Wilson	Connecticut	8
1981	Dwayne Lopes	Maine	6
1982	Matt Latham	Connecticut	6
	John McGrath	Maine	6
	Grady Fuller	Maine	6
1983	Tony Hill	Rhode Island	9
1984	Tony Hill	Rhode Island	5
	Tim Teevens	New Hampshire	5
1985	Mike Cassidy	Rhode Island	11
1986	Eric Thompson	New Hampshire	10
1987	Tim Byrne	New Hampshire	5
	Ken Lucas	Delaware	5
	Mark Seals	Boston University	5
1988	Kevin Smith	Rhode Island	9
1989	Ryan Jones	New Hampshire	7
1990	Claude Pettaway	Maine	11
1991	Warren McIntire	Delaware	9
1992	Mark Chapman	Connecticut	8
1993	Chris Helon	Boston University	12
1994	Mark Hopkins	Northeastern	7
	Darren Sharper	William & Mary	7
	Darren Sharper	William & Mary	7
1995	Darren Sharper	William & Mary	7
1996	Darren Sharper	William & Mary	10
1997	Tony Booth	James Madison	8
	Derek Carter	Maine	8
1998	Ron Iannotti	Rhode Island	7
1999	Dan Mulhern	Delaware	7
	Lance Small	Rhode Island	7
2000	T. J. Hill	Northeastern	8
2001	Art Smith	Northeastern	7
	Chuck Wesley	Rhode Island	7
2002	Billy Parker	William & Mary	5
	Ramon Richeson	Richmond	5
2003	Steve Costello	Massachusetts	6
2004	Shannon James	Massachusetts	8
2005	Etienne Boulay	New Hampshire	5
	Daren Stone	Maine	5
2006	Raji El-Amin	Rhode Island	4
	Andrew Harris	Richmond	4
	Drew Mack	Towson	4
	Raquan Pride	Rhode Island	4
2007	Stanley Gutierrez	Hofstra	4
2008	Justin Rogers	Richmond	7
2009	B.W. Webb	William & Mary	8
2010	Anthony Walters	Delaware	7
2011	Trevor Coston	Maine	6
	Chris Houston	New Hampshire	6
2012	Darryl Hamilton	Richmond	5
	Doug Howell	Richmond	5
2013	Wayne Pettus	Richmond	5

Active players in italics





All-Time All-Purpose/Special Teams Records

ALL-PURPOSE YARDS RECORDS

Total Offense - Season

5,546..... Taylor Heinicke (ODU), 2012 (13 Games)

Total Offense - Game

791..... Taylor Heinicke (ODU) vs. New Hampshire, 9/22/12

Most Plays - Game

90..... Taylor Heinicke (ODU) vs. New Hampshire, 9/22/12

Most Plays - Season

705..... Taylor Heinicke (ODU), 2012 (12 Games)

Most Plays - Career

2,140..... Ricky Santos (UNH), 2004-07

TEAM RECORDS

Most Plays - Game

113..... Villanova vs. Connecticut, 10/7/89

Most Plays - Season

1,195..... Massachusetts, 1998 (15 Games)

Most Total Yards - Game

824..... Old Dominion vs. New Hampshire, 9/22/12

Most Total Yards - Season

7,452..... Towson, 2013 (16 Games)

Highest Average Total Offense - Season

548.2..... Old Dominion, 2012 (13 Games)

Most First Downs - Game

39..... New Hampshire vs. Old Dominion, 9/22/12

Most First Downs - Season

367..... Delaware, 2007 (15 games)

PUNTING RECORDS

Most Punts - Game

13..... Three times
..... Last by Rocco Navarro (UM) vs. Nebraska, 9/3/05

Most Punts - Season

87..... Steve Wood (UM), 1978

Most Punts - Career

288..... Andrew Maclay (UMass), 1995-98

Most Punting Yards - Game

526..... Christian Koegel (UMass) vs. Boston College, 10/2/04

Most Punting Yards - Season

3,239..... Brad Costello (BU), 1997

Most Punting Yards - Career

11,278..... Andrew Maclay (UMass), 1995-98

Highest Punting Average - Season

46.1..... Jonathan Plisco (ODU), 2011

Longest Punt - Game

93..... Tyler Grogan (NU) vs. Villanova, 9/8/01

TEAM PUNTING RECORDS

Most Punts - Game

13..... Three times, Last by Maine vs. Nebraska, 9/3/05

Most Punts - Season

88..... Rhode Island, 2013

Most Yards Punting - Game

518..... Maine vs. Nebraska, 9/29/01

Most Yards Punting - Season

3,239..... Boston University, 1997

Highest Punting Average - Season

44.4..... Boston University, 1997

PUNT RETURN RECORDS

Most Punt Returns - Game

9..... Paul Keaney (UM) vs. Youngstown St., 9/8/01

Most Punt Returns - Season

48..... Stan Harrison (UNH), 1986

Most Punt Returns - Career

108..... Winston October (UR), 1995-98

Most Punt Return Yards - Game

157..... Ron Harris (UM) vs. Colgate, 11/2/74

Most Punt Return Yards - Season

541..... Winston October (UR), 1998 (12 Games)

Most Punt Return Yards - Career

1,488..... Delvin Joyce (JMU), 1997-00

Most Punt Return Touchdowns - Game

2..... Matt Latham (UC) vs. Yale, 9/24/83

Most Punt Return Touchdowns - Season

3..... Twice
..... Last by Scotty McGee (JMU), 2008

Longest Punt Return - Game

93..... Ron Harris (UMass) vs. UNH, 11/16/74

Most Punt Return Touchdowns - Career

3..... Many
..... Last by Scotty McGee (JMU), 2006-08

TEAM PUNT RETURN RECORDS

Most Punt Returns - Game

11..... Many
..... Last By Connecticut vs. Maine, 10/16/71

Most Punt Returns - Season

63..... William & Mary, 1996 (13 Games)

Most Punt Return Yards - Game

165..... Massachusetts vs. Colgate, 11/2/74

Most Punt Return Yards - Season

625..... William & Mary, 1996 (13 Games)

Most Punt Return Touchdowns - Game

2..... Connecticut vs. Yale, 9/24/83

Most Punt Return Touchdowns - Season

4..... James Madison, 2008 (14 Games)

KICKOFF RETURN RECORDS

Most Kick Return Yards - Game

269..... Brian Westbrook (VU) vs. Delaware, 11/18/00

Most Kick Return Yards - Season

1,048..... Brian Westbrook (VU), 2000 (11 games)

Most Kick Return Yards - Career

2,737..... Brandon Johnson-Farrell (URI), 2008-12

Most Kick Returns - Game

9..... Three times
..... Last by Brandon Johnson-Farrell (URI)
..... vs. New Hampshire, 9/13/08

Most Kick Returns - Season

42..... Brandon Johnson-Farrell (URI), 2008 (12 Games)

Most Kick Returns - Career

123..... Brandon Johnson-Farrell (URI), 2008-12

Most Kick Return Touchdowns - Game

1..... Several times
..... Last by Damarr Aultman (UM), 12/7/13 (88 yards)

Longest Kick Return - Game

100..... Several times
..... Last by Dejour Simmons (JMU) vs. Richmond, 10/12/13

TEAM KICK RETURN RECORDS

Most Kickoff Returns - Game

10..... Six times
..... Last by New Hampshire vs. Towson, 11/17/12

Most Kick Returns - Season

71..... Massachusetts, 1998 (15 Games)

Most Kick Return Yards - Season

1,465..... New Hampshire, 2011 (12 Games)

Active players in italics





CAA Football Year-By-Year Standings

2013
Champion: Maine

	Conference	Overall	Pct.
Maine*	7-1	10-3	.769
Towson*§!	6-2	13-3	.812
New Hampshire*§	6-2	10-5	.667
Villanova	5-3	6-5	.545
Delaware	4-4	7-5	.583
William & Mary	4-4	7-5	.583
Richmond	4-4	6-6	.500
James Madison	3-5	6-6	.500
Stony Brook	3-5	5-6	.455
Rhode Island	2-6	3-9	.250
UAlbany	0-8	1-11	.083

2012
Champions: New Hampshire, Richmond, Towson, Villanova

	Conference	Overall	Pct.
Old Dominion^*	7-1	11-2	.846
Villanova*	6-2	8-4	.667
New Hampshire*	6-2	8-4	.667
Richmond	6-2	8-3	.727
Towson	6-2	7-4	.636
James Madison	5-3	7-4	.636
Maine	4-4	5-6	.455
Delaware	2-6	5-6	.455
William and Mary	1-7	2-9	.182
Rhode Island	0-8	0-11	.000
Georgia State%	0-0	1-10	.091

^ - not eligible for the CAA Football Championship or the league's automatic postseason bid
% - official conference record of 0-0 due to 2013 FBS move; announced prior to 2012

2011
Champion: Towson

	Conference	Overall	Pct.
Towson*	7-1	9-3	.750
Old Dominion*	6-2	10-3	.769
Maine*	6-2	9-4	.692
New Hampshire*	6-2	8-4	.667
James Madison*	5-3	8-5	.615
Delaware	5-3	7-4	.636
William and Mary	3-5	5-6	.455
Rhode Island	2-6	3-8	.273
Villanova	1-7	2-9	.182
Richmond	0-8	3-8	.273
Massachusetts	0-0%	5-6	.455

% - official conference record of 0-0 due to 2012 FBS move; announced prior to 2011

2010
Champions: Delaware, William and Mary

	Conference	Overall	Pct.
Delaware*§!	6-2	12-3	.800
William and Mary*	6-2	8-4	.667
Villanova*§	5-3	9-5	.643
New Hampshire*	5-3	8-5	.615
Richmond	4-4	6-5	.545
Massachusetts	4-4	6-5	.545
Rhode Island	4-4	5-6	.455
James Madison	3-5	6-5	.545
Maine	3-5	4-7	.364
Towson	0-8	1-10	.091

2009
Champions: Richmond, Villanova

North Division	Conference	Overall	Pct.
New Hampshire*	6-2	10-3	.769
Maine	4-4	5-6	.455
Hofstra	3-5	5-6	.455
Massachusetts	3-5	5-6	.455
Northeastern	3-5	3-8	.273
Rhode Island	0-8	1-10	.091
South Division	Conference	Overall	Pct.
Villanova*§!#	7-1	14-1	.933
Richmond*	7-1	11-2	.846
William and Mary*§	6-2	11-3	.786
Delaware	4-4	6-5	.545
James Madison	4-4	6-5	.545
Towson	1-7	2-9	.182

2008
Champion: James Madison

North Division	Conference	Overall	Pct.
New Hampshire*	6-2	10-3	.769
Maine*	5-3	8-5	.615
Massachusetts	4-4	7-5	.583
Hofstra	2-6	4-8	.333
Rhode Island	1-7	3-9	.250
Northeastern	1-7	2-10	.167
South Division	Conference	Overall	Pct.
James Madison*§	8-0	12-2	.857
Villanova*	7-1	10-3	.769
Richmond*§!#	6-2	13-3	.812
William and Mary	5-3	7-4	.636
Delaware	2-6	4-8	.333
Towson	1-7	3-9	.250

2007
Champions: Massachusetts, Richmond

North Division	Conference	Overall	Pct.
Massachusetts*	7-1	10-3	.769
Hofstra	4-4	7-4	.636
New Hampshire*	4-4	7-5	.636
Maine	3-5	4-7	.364
Northeastern	2-6	3-8	.273
Rhode Island	2-6	3-8	.273
South Division	Conference	Overall	Pct.
Richmond*§	7-1	11-3	.786
James Madison*	6-2	8-4	.667
Delaware*§!	5-3	11-4	.733
Villanova	5-3	7-4	.636
William and Mary	2-6	4-7	.364
Towson	1-7	3-8	.273

2006
Champion: Massachusetts

North Division	Conference	Overall	Pct.
Massachusetts*§!	8-0	13-2	.867
New Hampshire*	5-3	9-4	.692
Maine	5-3	6-5	.545
Northeastern	4-4	5-6	.455
Rhode Island	2-6	4-7	.364
Hofstra	1-7	2-9	.182
South Division	Conference	Overall	Pct.
James Madison*	7-1	9-3	.750
Villanova	5-3	6-5	.545
Towson	4-4	7-4	.636
Richmond	3-5	6-5	.545
Delaware	3-5	5-6	.455
William and Mary	1-7	3-8	.273

2005
Champions: New Hampshire, Richmond

North Division	Conference	Overall	Pct.
New Hampshire*	7-1	11-2	.846
Massachusetts	6-2	7-4	.636
Hofstra	5-3	7-4	.636
Maine	3-5	5-6	.455
Northeastern	2-6	2-9	.182
Rhode Island	2-6	4-7	.364
South Division	Conference	Overall	Pct.
Richmond*	7-1	9-4	.723
James Madison	5-3	7-4	.636
Delaware	3-5	6-5	.545
Towson	3-5	6-5	.545
William and Mary	3-5	5-6	.455
Villanova	2-6	4-7	.364

2004
Champions: Delaware, James Madison, William and Mary

North Division	Conference	Overall	Pct.
New Hampshire*	6-2	10-3	.768
Massachusetts	4-4	6-5	.545
Northeastern	4-4	5-6	.455
Hofstra	3-5	5-6	.455
Maine	3-5	5-6	.455
Rhode Island	2-6	4-7	.364
South Division	Conference	Overall	Pct.
William and Mary*§	7-1	11-3	.786
Delaware*	7-1	9-4	.692
James Madison*§!#	7-1	13-2	.867
Villanova	3-5	6-5	.545
Richmond	2-6	3-8	.273
Towson	0-8	3-8	.273

2003
Champions: Delaware, Massachusetts

Conference	Overall	Pct.	
Delaware*§!#	8-1	15-1	.938
Massachusetts*	8-1	10-3	.769
Northeastern	6-3	8-4	.667
Maine	5-4	7-5	.583
Villanova	5-4	7-4	.636
William and Mary	4-4	5-5	.500
James Madison	4-5	6-6	.500
New Hampshire	3-6	5-7	.417
Rhode Island	3-6	4-8	.333
Hofstra	2-7	2-10	.167
Richmond	1-8	1-10	.182

2002
Champions: Maine, Northeastern

Conference	Overall	Pct.	
Maine*	7-2	11-3	.786
Northeastern*	7-2	10-3	.769
Villanova*§	6-3	11-4	.733
Massachusetts	6-3	8-4	.667
William and Mary	5-4	6-5	.545
Delaware	4-5	6-6	.500
Hofstra	4-5	6-6	.500
Richmond	4-5	4-7	.364
James Madison	3-6	5-7	.417
New Hampshire	2-7	3-8	.273
Rhode Island	1-8	3-9	.250

* - NCAA Playoff Participant | § - NCAA Playoff Semifinalist
! - NCAA Playoff Finalist | # - NCAA Champion





CAA Football Year-By-Year Standings

2001
Champions: Hofstra, Maine, Villanova
William and Mary

	Conference	Overall	Pct.
Hofstra*	7-2	9-3	.750
Maine*	7-2	9-3	.750
Villanova	7-2	8-3	.727
William and Mary*	7-2	8-4	.667
Rhode Island	6-3	8-3	.727
Delaware	4-5	4-6	.400
Northeastern	4-5	5-6	.455
Massachusetts	3-6	3-8	.273
Richmond	3-6	3-8	.273
New Hampshire	2-7	4-7	.364
James Madison	0-9	2-9	.182

2000
Champions: Delaware, Richmond

	Conference	Overall	Pct.
Delaware*\$	7-1	12-2	.857
Richmond*	7-1	10-3	.769
Massachusetts	5-3	7-4	.636
James Madison	4-4	6-5	.545
New Hampshire	4-4	6-5	.545
William and Mary	4-4	5-6	.455
Maine	3-5	5-6	.455
Villanova	3-5	5-6	.455
Rhode Island	2-6	3-8	.273
Northeastern	1-7	4-7	.364

1999
Champions: James Madison, Massachusetts

	Conference	Overall	Pct.
James Madison*	7-1	8-4	.667
Massachusetts*	7-1	9-4	.692
Villanova	6-2	7-4	.636
Delaware	5-3	7-4	.636
William and Mary	5-3	6-5	.545
Connecticut	3-5	4-7	.364
Maine	3-5	4-7	.364
New Hampshire	3-5	5-6	.455
Richmond	3-5	5-6	.455
Northeastern	1-7	2-9	.222
Rhode Island	1-7	1-10	.091

1998
Champion: Richmond

	Conference	Overall	Pct.
New England Division			
Connecticut*	6-2	10-3	.769
Massachusetts*\$!#	6-2	12-3	.800
Maine	3-5	6-5	.546
New Hampshire	3-5	4-7	.364
Rhode Island	2-6	3-8	.273

Mid-Atlantic Division

Richmond*	7-1	9-3	.750
Delaware	4-4	7-4	.636
Villanova	4-4	6-5	.546
William and Mary	4-4	7-4	.636
Northeastern	3-5	5-6	.454
James Madison	2-6	3-8	.273

1997
Champion: Villanova

	Conference	Overall	Pct.
New England Division			
New Hampshire	5-3	5-6	.454
Connecticut	4-4	7-4	.636
Maine	4-4	5-6	.454
Rhode Island	2-6	2-9	.182
Boston University	1-7	1-10	.090
Massachusetts	1-7	2-9	.182
Mid-Atlantic Division			
Villanova*	8-0	12-1	.923
Delaware*\$	7-1	12-2	.857
Northeastern	5-3	8-3	.727
Richmond	4-4	6-5	.545
William and Mary	4-4	7-4	.636
James Madison	3-5	5-6	.454

1996
Champion: William and Mary

	Conference	Overall	Pct.
New England Division			
New Hampshire	6-2	8-3	.727
Maine	5-3	7-4	.636
Massachusetts	4-4	6-5	.545
Connecticut	3-5	5-6	.454
Rhode Island	2-6	4-7	.364
Boston University	0-8	1-10	.091
Mid-Atlantic Division			
William and Mary*	7-1	10-3	.769
Villanova*	6-2	8-4	.667
Delaware*	6-2	8-4	.667
James Madison	5-3	7-4	.636
Northeastern	3-5	6-5	.545
Richmond	1-7	2-9	.182

1995
Champion: Delaware

	Conference	Overall	Pct.
New England Division			
Rhode Island	6-2-0	7-4-0	.636
Connecticut	5-3-0	8-3-0	.727
New Hampshire	4-4-0	6-5-0	.545
Massachusetts	3-5-0	6-5-0	.545
Boston University	1-7-0	3-8-0	.273
Maine	1-7-0	3-8-0	.273
Mid-Atlantic Division			
Delaware*	8-0-0	11-2-0	.846
James Madison*	6-2-0	8-4-0	.667
William and Mary	5-3-0	7-4-0	.636
Richmond	5-3-0	7-3-1	.682
Villanova	2-6-0	3-8-0	.273
Northeastern	2-6-0	4-7-0	.364

1994
Champion: New Hampshire

	Conference	Overall	Pct.
New England Division			
New Hampshire*	8-0-0	10-2-0	.833
Boston University*	6-2-0	9-3-0	.750
Connecticut	4-4-0	4-7-0	.364
Massachusetts	4-4-0	5-6-0	.455
Rhode Island	2-6-0	2-9-0	.182
Maine	2-6-0	3-8-0	.273
Mid-Atlantic Division			
James Madison*	6-2-0	10-3-0	.769
William and Mary	6-2-0	8-3-0	.727
Delaware	5-3-0	7-3-1	.682
Villanova	2-6-0	5-6-0	.455
Northeastern	2-6-0	2-9-0	.181
Richmond	1-7-0	3-8-0	.273

1993
Champion: Boston University

	Conference	Overall	Pct.
New England Division			
Boston University*	8-0-0	12-1-0	.923
Massachusetts	6-2-0	9-2-0	.818
Connecticut	5-3-0	6-5-0	.545
New Hampshire	4-4-0	6-5-0	.545
Rhode Island	2-6-0	4-7-0	.364
Maine%	0-8-0%	0-11-0%	.000%
Mid-Atlantic Division			
William and Mary*	7-1-0	9-3-0	.750
Delaware*	6-2-0	9-4-0	.692
James Madison	4-4-0	6-5-0	.545
Richmond	3-5-0	5-6-0	.455
Northeastern	2-6-0	2-9-0	.181
Villanova	1-7-0	3-8-0	.273

% - forfeited two Conference wins, three overall

1992
Champion: Delaware

	Conference	Overall	Pct.
Delaware*\$	7-1-0	11-3-0	.786
Villanova*	6-2-0	9-3-0	.750
Massachusetts	5-3-0	7-3-0	.700
Richmond	5-3-0	7-4-0	.636
Maine	4-4-0	6-5-0	.545
Connecticut	4-4-0	5-6-0	.455
New Hampshire	3-5-0	5-5-1	.500
Boston University	2-6-0	3-8-0	.273
Rhode Island	0-8-0	1-10-0	.091

1991
Champions: Delaware, Villanova, New Hampshire

	Conference	Overall	Pct.
Delaware*	7-1-0	10-2-0	.833
Villanova*	7-1-0	10-2-0	.833
New Hampshire*	7-1-0	9-3-0	.750
Rhode Island	3-5-0	6-5-0	.545
Massachusetts	3-5-0	4-7-0	.364
Boston University	3-5-0	4-7-0	.364
Maine	2-6-0	3-8-0	.273
Connecticut	2-6-0	3-8-0	.273
Richmond	2-6-0	2-9-0	.182

1990
Champion: Massachusetts

	Conference	Overall	Pct.
Massachusetts*	7-1-0	8-2-1	.772
New Hampshire	5-3-0	7-3-1	.682
Delaware	5-3-0	6-5-0	.545
Connecticut	5-3-0	6-5-0	.545
Villanova	5-3-0	6-5-0	.545
Boston University	4-4-0	5-6-0	.455
Maine	2-6-0	3-8-0	.273
Rhode Island	2-6-0	5-6-0	.455
Richmond	1-7-0	1-10-0	.091

1989
Champions: Maine, Villanova, Connecticut

	Conference	Overall	Pct.
Maine*	6-2-0	9-3-0	.750
Villanova*	6-2-0	8-4-0	.667
Connecticut	6-2-0	8-3-0	.727
New Hampshire	5-3-0	7-3-0	.700
Delaware	5-3-0	7-4-0	.636
Boston University	4-4-0	4-7-0	.364
Massachusetts	3-5-0	5-5-1	.500
Rhode Island	1-7-0	3-8-0	.273
Richmond	0-8-0	1-10-0	.091

* - NCAA Playoff Participant | \$ - NCAA Playoff Semifinalist
! - NCAA Playoff Finalist | # - NCAA Champion





CAA Football Year-By-Year Standings

1988
Champions: Delaware, Massachusetts

	Conference	Overall	Pct.
Delaware*	6-2-0	7-5-0	.583
Massachusetts*	6-2-0	8-4-0	.667
Connecticut	4-4-0	7-4-0	.636
Maine	4-4-0	7-4-0	.636
New Hampshire	4-4-0	6-5-0	.545
Villanova	4-4-0	5-5-1	.500
Boston University	3-5-0	4-7-0	.364
Rhode Island	3-5-0	3-8-0	.273
Richmond	2-6-0	4-7-0	.364

1987
Champions: Richmond, Maine

	Conference	Overall	Pct.
Richmond*	6-1-0	7-5-0	.583
Maine*	6-1-0	8-4-0	.667
Connecticut	5-2-0	7-4-0	.636
New Hampshire	4-3-0	7-3-0	.700
Delaware	2-5-0	5-6-0	.455
Massachusetts	2-5-0	3-8-0	.273
Boston University	2-5-0	3-8-0	.273
Rhode Island	1-6-0	1-10-0	.091

1986
Champions: Delaware, Massachusetts, Connecticut

	Conference	Overall	Pct.
Delaware*	5-2-0	9-4-0	.692
Massachusetts	5-2-0	7-4-0	.636
Connecticut	5-2-0	8-3-0	.727
New Hampshire	4-3-0	7-4-0	.636
Maine	3-4-0	7-4-0	.636
Richmond	3-4-0	4-7-0	.364
Boston University	3-4-0	4-7-0	.364
Rhode Island	0-7-0	1-10-0	.091

1985
Champion: Rhode Island

	Conference	Overall	Pct.
Rhode Island*	5-0-0	10-3-0	.769
Massachusetts	4-1-0	7-4-0	.636
New Hampshire	2-3-0	6-4-0	.600
Maine	2-3-0	6-5-0	.545
Connecticut	1-4-0	4-5-0	.444
Boston University	1-4-0	3-8-0	.273

1984
Champions: Rhode Island, Boston University

	Conference	Overall	Pct.
Rhode Island*\$	4-1-0	10-3-0	.769
Boston University*	4-1-0	9-3-0	.750
New Hampshire	3-2-0	9-2-0	.818
Maine	2-3-0	5-6-0	.455
Connecticut	1-4-0	3-8-0	.273
Massachusetts	1-4-0	3-8-0	.273

1983
Champions: Boston University, Connecticut

	Conference	Overall	Pct.
Boston University*	4-1-0	9-4-0	.692
Connecticut	4-1-0	5-6-0	.455
New Hampshire	3-2-0	7-3-0	.700
Rhode Island	2-3-0	6-4-0	.600
Massachusetts	2-3-0	3-8-0	.273
Maine	0-5-0	4-6-0	.400

1982
Champions: Boston University, Maine
Connecticut, Massachusetts

	Conference	Overall	Pct.
Boston University*	3-2-0	5-6-0	.455
Maine	3-2-0	7-4-0	.636
Connecticut	3-2-0	5-6-0	.455
Massachusetts	3-2-0	5-6-0	.455
Rhode Island	2-3-0	7-4-0	.636
New Hampshire	1-4-0	4-6-0	.400

1981
Champions: Rhode Island, Massachusetts

	Conference	Overall	Pct.
Rhode Island*	4-1-0	6-6-0	.500
Massachusetts	4-1-0	6-3-0	.667
Boston University	3-2-0	6-5-0	.545
New Hampshire	2-3-0	7-3-0	.700
Connecticut	1-4-0	4-7-0	.364
Maine	1-4-0	3-7-1	.318

1980
Champion: Boston University

	Conference	Overall	Pct.
Boston University	5-0-0	9-2-0	.818
Massachusetts	4-1-0	7-3-0	.700
Connecticut	3-2-0	7-3-0	.700
New Hampshire	2-3-0	6-4-0	.600
Maine	1-4-0	4-7-0	.364
Rhode Island	0-5-0	2-9-0	.181

1979
Champions: Boston University, Massachusetts

	Conference	Overall	Pct.
Massachusetts	4-1-0	6-4-0	.600
Boston University	4-1-0	8-1-1	.850
Connecticut	3-1-1	3-6-2	.364
New Hampshire	2-2-1	5-4-2	.545
Rhode Island	1-4-0	1-9-1	.136
Maine	0-5-0	2-9-0	.181

1978
Champion: Massachusetts

	Conference	Overall	Pct.
Massachusetts*\$!	5-0-0	9-4-0	.692
Rhode Island	3-2-0	7-3-0	.700
Connecticut	3-2-0	4-7-0	.364
Boston University	2-3-0	6-4-0	.600
New Hampshire	1-3-1	6-4-1	.591
Maine	0-4-1	3-7-1	.318

1977
Champion: Massachusetts

	Conference	Overall	Pct.
Massachusetts	5-0-0	8-3-0	.727
Rhode Island	4-1-0	6-5-0	.545
New Hampshire	3-2-0	8-2-0	.800
Boston University	1-4-0	3-7-0	.300
Maine	1-4-0	3-7-0	.300
Connecticut	1-4-0	1-10-0	.091

1976
Champion: New Hampshire

	Conference	Overall	Pct.
New Hampshire	4-1-0	8-3-0	.727
Massachusetts	3-2-0	5-5-0	.500
Boston University	2-3-0	3-7-0	.300
Maine	2-3-0	6-5-0	.545
Rhode Island	2-3-0	3-5-0	.375
Connecticut	2-3-0	2-9-0	.182

1975
Champion: New Hampshire

	Conference	Overall	Pct.
New Hampshire	5-0-0	9-3-0	.750
Massachusetts	4-1-0	8-2-0	.800
Connecticut	3-2-0	4-7-0	.364
Boston University	1-4-0	5-6-0	.454
Maine	1-4-0	4-6-0	.400
Rhode Island	1-4-0	2-8-0	.200

1974
Champions: Maine, Massachusetts

	Conference	Overall	Pct.
Maine	4-2-0	4-6-0	.400
Massachusetts	4-2-0	5-6-0	.454
Boston University	3-3-0	5-4-1	.545
Connecticut	3-3-0	4-6-0	.400
New Hampshire	3-3-0	5-4-0	.555
Rhode Island	3-3-0	5-5-0	.500
Vermont	1-5-0	4-6-0	.400

1973
Champion: Connecticut

	Conference	Overall	Pct.
Connecticut	5-0-1	8-2-1	.778
Rhode Island	4-1-1	6-2-2	.700
Massachusetts	4-2-0	6-5-0	.545
New Hampshire	2-3-0	4-5-0	.444
Maine	2-4-0	3-7-0	.300
Boston University	1-4-0	3-7-0	.300
Vermont	1-5-0	3-6-0	.333

1972
Champion: Massachusetts

	Conference	Overall	Pct.
Massachusetts	5-0-0	9-2-0	.818
Connecticut	4-1-0	4-5-0	.444
Vermont	3-2-0	4-5-0	.444
New Hampshire	2-3-0	4-5-0	.444
Maine	1-4-0	3-6-0	.333
Rhode Island	0-5-0	3-7-0	.300

1971
Champions: Connecticut, Massachusetts

	Conference	Overall	Pct.
Connecticut	3-1-1	5-3-1	.611
Massachusetts	3-1-1	4-4-1	.500
New Hampshire	3-2-0	4-4-1	.500
Rhode Island	2-3-0	3-6-0	.333
Vermont	2-3-0	2-7-0	.286
Maine	1-4-0	2-6-0	.250

1970
Champion: Connecticut

	Conference	Overall	Pct.
Connecticut	4-0-1	4-4-2	.500
Massachusetts	3-1-1	4-5-1	.444
New Hampshire	3-2-0	5-3-0	.375
Rhode Island	3-2-0	5-3-0	.625
Maine	1-4-0	3-5-0	.375
Vermont	0-5-0	0-9-0	.000

1969
Champion: Massachusetts

	Conference	Overall	Pct.
Massachusetts	5-0-0	6-3-0	.667
Connecticut	3-2-0	5-4-0	.556
Maine	3-2-0	5-4-0	.556
Vermont	2-3-0	3-6-0	.333
New Hampshire	1-4-0	3-5-0	.375
Rhode Island	1-4-0	3-6-0	.333

* - NCAA Playoff Participant | \$ - NCAA Playoff Semifinalist
! - NCAA Playoff Finalist | # - NCAA Champion





CAA Football Year-By-Year Standings

1968
Champions: New Hampshire, Connecticut

	Conference	Overall	Pct.
New Hampshire	4-1-0	6-2-0	.750
Connecticut	4-1-0	4-6-0	.400
Rhode Island	2-3-0	3-6-0	.333
Massachusetts	2-3-0	2-8-0	.200
Maine	2-3-0	3-5-0	.375
Vermont	1-4-0	3-6-0	.333

1967
Champion: Massachusetts

	Conference	Overall	Pct.
Massachusetts	5-0-0	7-2-0	.777
Connecticut	4-1-0	5-4-0	.555
Rhode Island	2-2-1	6-2-1	.722
New Hampshire	2-3-0	5-3-0	.625
Vermont	1-3-1	3-5-1	.389
Maine	0-5-0	0-8-0	.000

1966
Champion: Massachusetts

	Conference	Overall	Pct.
Massachusetts	5-0-0	6-3-0	.667
Vermont	3-2-0	6-2-0	.750
Connecticut	2-2-1	2-6-1	.277
Maine	2-3-0	4-5-0	.444
Rhode Island	1-3-1	1-7-1	.167
New Hampshire	1-4-0	2-6-0	.250

1965
Champion: Maine

	Conference	Overall	Pct.
Maine	5-0-0	8-2-0	.800
Massachusetts	4-1-0	7-2-0	.778
Connecticut	2-2-0	3-6-0	.333
Vermont	2-2-0	6-2-0	.750
Rhode Island	1-4-0	2-7-0	.222
New Hampshire	0-5-0	0-8-0	.000

1964
Champion: Massachusetts

	Conference	Overall	Pct.
Massachusetts	5-0-0	8-2-0	.800
Vermont	4-1-0	7-1-0	.875
Connecticut	3-1-1	4-4-1	.500
Maine	2-3-0	5-3-0	.625
Rhode Island	1-4-0	3-7-0	.300
New Hampshire	0-4-1	1-6-1	.188

1963
Champion: Massachusetts

	Conference	Overall	Pct.
Massachusetts	5-0-0	8-0-1	.944
Maine	3-2-0	5-3-0	.625
Vermont	2-2-0	6-2-0	.750
Rhode Island	2-3-0	4-5-0	.444
Connecticut	1-3-0	2-6-0	.250
New Hampshire	1-4-0	2-6-0	.250

1962
Champion: New Hampshire

	Conference	Overall	Pct.
New Hampshire	4-0-1	7-0-1	.938
Massachusetts	4-1-0	6-3-0	.666
Connecticut	2-2-0	3-6-0	.333
Vermont	1-3-0	3-5-0	.375
Rhode Island	1-3-1	2-5-2	.333
Maine	1-4-0	4-4-0	.500

1961
Champion: Maine

	Conference	Overall	Pct.
Maine	5-0-0	8-0-1	.944
Massachusetts	3-1-0	5-4-0	.555
Connecticut	2-2-0	2-7-0	.222
New Hampshire	1-3-0	3-5-0	.375
Rhode Island	1-4-0	2-6-1	.277
Vermont	0-2-0	3-3-1	.500

1960
Champions: Connecticut, Massachusetts

	Conference	Overall	Pct.
Connecticut	3-1-0	5-4-0	.555
Massachusetts	3-1-0	7-2-0	.777
Maine	3-2-0	4-3-1	.563
New Hampshire	2-2-0	4-3-0	.571
Rhode Island	1-4-0	3-5-0	.375
Vermont	0-2-0	1-6-0	.143

1959
Champion: Connecticut

	Conference	Overall	Pct.
Connecticut	4-0-0	6-3-0	.667
Massachusetts	2-2-0	3-5-1	.438
Maine	1-2-2	3-3-2	.500
New Hampshire	1-2-1	3-3-2	.500
Rhode Island	1-2-1	3-5-1	.438
Vermont	0-1-0	4-3-0	.571

1958
Champion: Connecticut

	Conference	Overall	Pct.
Connecticut	4-0-0	7-3-0	.700
Maine	3-1-0	6-2-0	.750
Rhode Island	2-2-0	4-4-0	.500
Massachusetts	1-3-0	2-6-0	.250
New Hampshire	0-4-0	2-6-0	.250
Vermont	0-0-0	2-4-1	.357

1957
Champions: Rhode Island, Connecticut

	Conference	Overall	Pct.
Rhode Island	3-0-1	5-2-1	.688
Connecticut	3-0-1	5-4-1	.550
Maine	2-2-0	4-4-0	.500
Massachusetts	1-2-1	1-5-1	.214
New Hampshire	0-3-1	0-7-1	.000
Vermont	0-2-0	2-5-0	.286

1956
Champion: Connecticut

	Conference	Overall	Pct.
Connecticut	3-0-1	6-2-1	.777
Maine	3-1-0	5-2-0	.714
New Hampshire	2-1-1	3-4-1	.438
Vermont	1-2-0	2-5-0	.286
Massachusetts	1-3-0	2-5-1	.313
Rhode Island	1-4-0	2-6-0	.250

1955
Champion: Rhode Island

	Conference	Overall	Pct.
Rhode Island	4-0-1	6-1-2	.777
Maine	2-1-1	5-1-1	.786
New Hampshire	1-1-2	2-4-2	.375
Connecticut	2-2-0	4-4-0	.500
Massachusetts	1-3-0	4-4-0	.500
Vermont	0-3-0	3-3-1	.500

1954
Champion: New Hampshire

	Conference	Overall	Pct.
New Hampshire	4-0-0	7-1-0	.875
Rhode Island	3-1-0	6-2-0	.750
Maine	2-2-0	5-2-0	.714
Vermont	1-1-0	3-3-1	.500
Massachusetts	1-3-0	4-4-0	.500
Connecticut	0-4-0	1-8-0	.111

1953
Champions: New Hampshire, Rhode Island

	Conference	Overall	Pct.
New Hampshire	3-1-0	6-2-0	.750
Rhode Island	3-1-0	6-2-0	.750
Connecticut	2-1-1	3-4-1	.438
Maine	1-2-1	4-2-1	.643
Massachusetts	0-3-0	1-7-0	.125
Vermont	0-1-0	3-3-1	.500

1952
Champions: Rhode Island, Connecticut, Maine

	Conference	Overall	Pct.
Rhode Island	3-1-0	7-1-0	.875
Connecticut	3-1-0	5-3-0	.625
Maine	3-1-0	4-3-0	.571
Massachusetts	1-2-0	4-3-1	.563
New Hampshire	0-4-0	3-4-1	.438
Vermont	0-1-0	2-5-0	.286

1951
Champion: Maine

	Conference	Overall	Pct.
Maine	3-0-1	6-0-1	.929
Connecticut	2-1-0	4-4-0	.500
New Hampshire	1-2-1	5-2-1	.688
Rhode Island	1-3-0	3-5-0	.375
Vermont	0-3-0	0-7-0	.000
Massachusetts	2-0-0	3-4-1	.438

1950
Champion: New Hampshire

	Conference	Overall	Pct.
New Hampshire	4-0-0	8-0-0	1.000
Maine	3-1-0	5-1-1	.786
Rhode Island	2-2-0	3-5-0	.375
Vermont	0-3-0	2-5-0	.286
Connecticut	0-3-0	3-5-0	.375
Massachusetts	1-1-0	3-5-0	.375

1949
Champions: Connecticut, Maine

	Conference	Overall	Pct.
Connecticut	2-0-1	4-4-1	.500
Maine	2-0-1	2-4-1	.357
New Hampshire	1-3-0	4-4-0	.500
Rhode Island	0-4-0	0-8-0	.000
Vermont	2-0-0	6-2-0	.750
Massachusetts	1-1-0	3-5-0	.375

1948
Champion: New Hampshire

	Conference	Overall	Pct.
New Hampshire	3-1-0	5-3-0	.625
Connecticut	2-1-0	3-5-0	.375
Maine	1-2-0	4-3-0	.571
Rhode Island	0-4-0	2-5-1	.313
Vermont	1-1-0	4-3-1	.563
Massachusetts	2-0-0	3-4-1	.438

* - NCAA Playoff Participant | \$ - NCAA Playoff Semifinalist
! - NCAA Playoff Finalist | # - NCAA Champion





CAA Football Year-By-Year Standings

1947

Champion: New Hampshire

	<i>Conference</i>	<i>Overall</i>	<i>Pct.</i>
New Hampshire	4-0-0	8-1-0	.889
Maine	2-1-0	6-1-0	.857
Connecticut	1-2-0	4-4-0	.500
Rhode Island	1-3-0	3-4-0	.429
Massachusetts	0-1-1	3-4-1	.438
Vermont	0-1-1	3-4-1	.438

* - NCAA Playoff Participant | \$ - NCAA Playoff Semifinalist
 ! - NCAA Playoff Finalist | # - NCAA Champion





CAA Football In The Playoffs

1978 First Round	MASSACHUSETTS 44, at Nevada-Reno 21
1978 Final	Florida A&M 35, MASSACHUSETTS 28
1981 First Round	at Idaho State 51, RHODE ISLAND 0
1982 First Round	at Colgate 21, BOSTON UNIV. 7
1983 First Round	BOSTON UNIV. 24, at Eastern Kentucky 20
1983 Quarterfinals	at Furman 35, BOSTON UNIV. 16
1984 First Round	at Richmond 35, BOSTON UNIV. 33
1984 Quarterfinals	at RHODE ISLAND 23, Richmond 17
1984 Semifinals	at Montana State 32, RHODE ISLAND 20
1985 First Round	at RHODE ISLAND 35, Akron 27
1985 Quarterfinals	at Furman 59, RHODE ISLAND 15
1986 First Round	DELAWARE 51, at William and Mary 17
1986 Quarterfinals	Arkansas State 55, at DELAWARE 14
1987 First Round	at Appalachian State 20, RICHMOND 3
1987 First Round	at Georgia Southern 31, MAINE 28 (OT)
1988 First Round	at Furman 21, DELAWARE 7
1988 First Round	at Eastern Kentucky 28, MASSACHUSETTS 17
1989 First Round	at SMS 38, MAINE 35
1989 First Round	at Youngstown State 52, VILLANOVA 36
1990 First Round	at William and Mary 38, MASSACHUSETTS 0
1991 First Round	Samford 29, at NEW HAMPSHIRE 13
1991 First Round	at Youngstown State 17, VILLANOVA 16
1991 First Round	James Madison 42, at DELAWARE 35 (2OT)
1992 First Round	at Youngstown State 23, VILLANOVA 20
1992 First Round	at DELAWARE 56, Samford 21
1992 Quarterfinals	DELAWARE 41, at Northeast Louisiana 18
1992 Semifinals	at Marshall 28, DELAWARE 7
1993 First Round	at BOSTON UNIV. 27, Northern Iowa 21 (2OT)
1993 First Round	DELAWARE 49, at Montana 48
1993 First Round	at McNeese State 34, WILLIAM AND MARY 28
1993 Quarterfinals	at Idaho 21, BOSTON UNIV. 14
1993 Quarterfinals	at Marshall 34, DELAWARE 31
1994 First Round	at Eastern Kentucky 30, BOSTON UNIV. 23
1994 First Round	Appalachian State 17, at NEW HAMPSHIRE 10 (OT)
1994 First Round	at JAMES MADISON 45, Troy State 26
1994 Quarterfinals	at Marshall 28, JAMES MADISON 21 (OT)
1995 First Round	at DELAWARE 38, Hofstra 17
1995 First Round	at Appalachian State 31, JAMES MADISON 24
1995 Quarterfinals	at McNeese State 52, DELAWARE 18
1996 First Round	at WILLIAM AND MARY 45, Jackson State 6
1996 First Round	at Marshall 59, DELAWARE 14
1996 First Round	at East Tennessee State 35, VILLANOVA 29
1996 Quarterfinals	at Northern Iowa 38, WILLIAM AND MARY 35
1997 First Round	at VILLANOVA 49, Colgate 28
1997 First Round	at DELAWARE 24, Hofstra 14
1997 Quarterfinals	at DELAWARE 16, Georgia Southern 7
1997 Quarterfinals	Youngstown State 37, at VILLANOVA 34
1997 Semifinals	McNeese State 23, at DELAWARE 21
1998 First Round	Lehigh 24, at RICHMOND 23
1998 First Round	at CONNECTICUT 42, Hampton 34
1998 First Round	MASSACHUSETTS 21, at McNeese State 19
1998 Quarterfinals	at Georgia Southern 52, CONNECTICUT 30
1998 Quarterfinals	at MASSACHUSETTS 27, Lehigh 21
1998 Semifinals	MASSACHUSETTS 41, at Northwestern State 31
1998 Final	MASSACHUSETTS 55, Georgia Southern 43
1999 First Round	MASSACHUSETTS 30, at Furman 23 (OT)
1999 First Round	at Troy State 27, JAMES MADISON 7
1999 Quarterfinals	at Georgia Southern 38, MASSACHUSETTS 21
2000 First Round	at DELAWARE 49, Portland State 14
2000 First Round	at RICHMOND 10, Youngstown State 3
2000 Quarterfinals	at DELAWARE 47, Lehigh 22
2000 Quarterfinals	at Montana 34, RICHMOND 20
2000 Semifinals	Georgia Southern 27, at DELAWARE 18
2001 First Round	MAINE 14, at McNeese State 10
2001 First Round	at Lehigh 27, HOFSTRA 24 (OT)
2001 First Round	at Appalachian State 40, WILLIAM AND MARY 27
2001 Quarterfinals	at Northern Iowa 56, MAINE 28
2002 First Round	MAINE 14, at Appalachian State 13
2002 First Round	at VILLANOVA 45, Furman 38
2002 First Round	Fordham 29, at NORTHEASTERN 24
2002 Quarterfinals	at VILLANOVA 24, Fordham 10
2002 Quarterfinals	at Georgia Southern 31, MAINE 7
2002 Semifinals	at McNeese State 39, VILLANOVA 28
2003 First Round	at DELAWARE 48, Southern Illinois 7
2003 First Round	at Colgate 19, MASSACHUSETTS 7
2003 Quarterfinals	at DELAWARE 37, Northern Iowa 7
2003 Semifinals	at DELAWARE 24, Wofford 9
2003 Final	DELAWARE 40, Colgate 0
2004 First Round	at DELAWARE 28, Lafayette 14
2004 First Round	JAMES MADISON 14, at Lehigh 13
2004 First Round	NEW HAMPSHIRE 27, at Georgia Southern 23

2004 First Round	at WILLIAM AND MARY 42, Hampton 35
2004 Quarterfinals	at WILLIAM AND MARY 44, DELAWARE 38 (2OT)
2004 Quarterfinals	JAMES MADISON 14, at Furman 13
2004 Quarterfinals	at Montana 47, NEW HAMPSHIRE 17
2004 Semifinals	JAMES MADISON 48, at WILLIAM AND MARY 34
2004 Final	JAMES MADISON 31, Montana 21
2005 First Round	at NEW HAMPSHIRE 55, Colgate 21
2005 First Round	RICHMOND 38, at Hampton 10
2005 Quarterfinals	Northern Iowa 24, at NEW HAMPSHIRE 21
2005 Quarterfinals	Furman 24, at RICHMOND 20
2006 First Round	at MASSACHUSETTS 35, Lafayette 14
2006 First Round	NEW HAMPSHIRE 41, at Hampton 38
2006 First Round	at Youngstown State 35, JAMES MADISON 31
2006 Quarterfinals	at MASSACHUSETTS 24, NEW HAMPSHIRE 17
2006 Semifinals	MASSACHUSETTS 19, at Montana 17
2006 Final	Appalachian State 28, MASSACHUSETTS 17
2007 First Round	at DELAWARE 44, Delaware State 7
2007 First Round	at Appalachian State 28, JAMES MADISON 27
2007 First Round	at MASSACHUSETTS 49, Fordham 35
2007 First Round	at Northern Iowa 38, NEW HAMPSHIRE 35
2007 First Round	at RICHMOND 33, Eastern Kentucky 14
2007 Quarterfinals	at Northern Iowa 27, RICHMOND 21
2007 Quarterfinals	at Southern Illinois 34, MASSACHUSETTS 27
2007 Quarterfinals	RICHMOND 21, at Wofford 10
2007 Semifinals	at Appalachian State 55, RICHMOND 35
2007 Semifinals	DELAWARE 20, at Southern Illinois 17
2007 Final	Appalachian State 49, DELAWARE 21
2008 First Round	at RICHMOND 38, Eastern Kentucky 10
2008 First Round	at VILLANOVA 55, Colgate 28
2008 First Round	NEW HAMPSHIRE 29, at Southern Illinois 20
2008 First Round	at JAMES MADISON 38, Wofford 35
2008 First Round	at Northern Iowa 40, MAINE 15
2008 Quarterfinals	at JAMES MADISON 31, VILLANOVA 27
2008 Quarterfinals	RICHMOND 33, at Appalachian State 13
2008 Quarterfinals	at Northern Iowa 36, NEW HAMPSHIRE 34
2008 Semifinals	Montana 35, at JAMES MADISON 27
2008 Semifinals	RICHMOND 21, at Northern Iowa 20
2008 Final	RICHMOND 24, Montana 7

2009 First Round	at VILLANOVA 38, Holy Cross 28
2009 First Round	at RICHMOND 16, Elon 13
2009 First Round	at WILLIAM AND MARY 38, Weber State 0
2009 First Round	NEW HAMPSHIRE 49, at McNeese State 13
2009 Quarterfinals	WILLIAM AND MARY 24, at Southern Illinois 3
2009 Quarterfinals	at VILLANOVA 46, NEW HAMPSHIRE 7
2009 Quarterfinals	Appalachian State 35, at RICHMOND 31
2009 Semifinals	at VILLANOVA 14, WILLIAM AND MARY 13
2009 Final	VILLANOVA 23, Montana 21
2010 Second Round	at DELAWARE 42, Lehigh 20
2010 Second Round	NEW HAMPSHIRE 45, at Bethune-Cookman 20
2010 Second Round	Georgia Southern 31, at WILLIAM AND MARY 15
2010 Second Round	VILLANOVA 54, at Stephen F. Austin 24
2010 Quarterfinals	at DELAWARE 16, NEW HAMPSHIRE 3
2010 Quarterfinals	VILLANOVA 42, at Appalachian State 24
2010 Semifinals	at Eastern Washington 41, VILLANOVA 31
2010 Semifinals	at DELAWARE 27, Georgia Southern 10
2011 Final	Eastern Washington 20, DELAWARE 19
2011 First Round	JAMES MADISON 20, at Eastern Kentucky 17
2011 First Round	at OLD DOMINION 35, Norfolk State 18
2011 Second Round	at Georgia Southern 55, OLD DOMINION 48
2011 Second Round	MAINE 34, at Appalachian State 12
2011 Second Round	at Montana State 26, NEW HAMPSHIRE 25
2011 Second Round	Lehigh 40, at TOWSON 38
2011 Second Round	at North Dakota State 26, JAMES MADISON 14
2011 Quarterfinals	at Georgia Southern 35, MAINE 23
2012 First Round	at Stony Brook 20, VILLANOVA 10
2012 Second Round	at OLD DOMINION 63, Coastal Carolina 35
2012 Second Round	at Wofford 23, NEW HAMPSHIRE 7
2012 Quarterfinals	Georgia Southern 49, at OLD DOMINION 35
2013 First Round	at NEW HAMPSHIRE 45, Lafayette 7
2013 Second Round	at TOWSON 48, Fordham 28
2013 Second Round	NEW HAMPSHIRE 41, at MAINE 27
2013 Quarterfinals	TOWSON 49, at Eastern Illinois 39
2013 Quarterfinals	NEW HAMPSHIRE 20, at Southeastern Louisiana 17
2013 Semifinals	at North Dakota State 52, NEW HAMPSHIRE 14
2013 Semifinals	TOWSON 35, at Eastern Washington 31
2013 Final	North Dakota State 35, TOWSON 7

FCS Championship Results

Year	Result (winning conference)	Site
1978	Florida A&M 35, MASSACHUSETTS 20 (Independent).....	Wichita Falls, Texas
1979	E. Kentucky 30, Lehigh 7 (OVC).....	Orlando, Fla.
1980	Boise State 31, E. Kentucky 29 (Big Sky).....	Sacramento, Calif.
1981	Idaho State 34, E. Kentucky 23 (Big Sky).....	Wichita Falls, Texas
1982	E. Kentucky 17, Delaware 14 (OVC).....	Wichita Falls, Texas
1983	S. Illinois 43, Western Carolina 17 (Gateway).....	Charleston, S.C.
1984	Montana State 19, Louisiana Tech 6 (Big Sky).....	Charleston, S.C.
1985	Georgia Southern 44, Furman 42 (Independent).....	Tacoma, Wash.
1986	Georgia Southern 48, Arkansas State 21 (Independent).....	Tacoma, Wash.
1987	Northeast Louisiana 43, Marshall 42 (Southland).....	Pocatello, Idaho
1988	Furman 17, Georgia Southern 12 (Southern).....	Pocatello, Idaho
1989	Georgia Southern 37, Stephen F. Austin 34 (Independent).....	Statesboro, Ga.
1990	Georgia Southern 36, Nevada-Reno 13 (Independent).....	Statesboro, Ga.
1991	Youngstown State 25, Marshall 17 (Independent).....	Statesboro, Ga.
1992	Marshall 31, Youngstown State 28 (Southern).....	Huntington, W.V.
1993	Youngstown State 17, Marshall 5 (Independent).....	Huntington, W.V.
1994	Youngstown State 28, Boise State 14 (Independent).....	Huntington, W.V.
1995	Montana 22, Marshall 20 (Big Sky).....	Huntington, W.V.
1996	Marshall 49, Montana 29 (Southern).....	Huntington, W.V.
1997	Youngstown State 10, McNeese State 9 (Gateway).....	Chattanooga, Tenn.
1998	MASSACHUSETTS 55, Georgia Southern 43 (Atlantic 10).....	Chattanooga, Tenn.
1999	Georgia Southern 59, Youngstown State 24 (Southern).....	Chattanooga, Tenn.
2000	Georgia Southern 27, Montana 25 (Southern).....	Chattanooga, Tenn.
2001	Montana 13, Furman 0 (Big Sky).....	Chattanooga, Tenn.
2002	W. Kentucky 34, McNeese State 14 (Gateway).....	Chattanooga, Tenn.
2003	DELAWARE 40, Colgate 0 (Atlantic 10).....	Chattanooga, Tenn.
2004	JAMES MADISON 31, Montana 21 (Atlantic 10).....	Chattanooga, Tenn.
2005	Appalachian State 21, Northern Iowa 16 (Southern).....	Chattanooga, Tenn.
2006	Appalachian State 28, MASSACHUSETTS 17 (Southern).....	Chattanooga, Tenn.
2007	Appalachian State 49, DELAWARE 21 (Southern).....	Chattanooga, Tenn.
2008	RICHMOND 24, Montana 7 (CAA Football).....	Chattanooga, Tenn.
2009	VILLANOVA 23, Montana 21 (CAA Football).....	Chattanooga, Tenn.
2010-11	Eastern Washington 20, DELAWARE 19 (Big Sky).....	Frisco, Texas
2012	North Dakota State 17, Sam Houston State 6 (Missouri Valley).....	Frisco, Texas
2013	North Dakota State 39, Sam Houston State 13 (Missouri Valley).....	Frisco, Texas
2014	North Dakota State 35, TOWSON 7 (Missouri Valley).....	Frisco, Texas



CAA Football In The Playoffs

CAA Football Postseason Records By Round *(includes Yankee and Atlantic 10 members since 1978)*

CAA Football Teams in Playoffs	Non-Conference	Overall
First Round.....	43-31 (.581).....	43-31 (.581)
Second Round <i>(since 2010)</i>	6-6 (.500).....	7-7 (.500)
Quarterfinals.....	15-22 (.405).....	20-27 (.426)
Semifinals.....	7-9 (.438).....	9-11 (.450)
Championship Game.....	5-5 (.500).....	5-5 (.500)
All Rounds.....	76-73 (.510).....	84-81 (.510)

Team-By-Team Records In The NCAA Playoffs *(current members; during conference membership; versus all opponents)*

CAA Football Team	Home	Road	Neutral	Overall
Delaware.....	14-4 (.778).....	5-6 (.455).....	1-2 (.333).....	20-12 (.625)
James Madison.....	3-1 (.750).....	4-6 (.400).....	1-0 (1.000).....	8-7 (.533)
Maine.....	0-1 (.000).....	3-6 (.333).....	0-0 (.000).....	4-6 (.400)
New Hampshire.....	2-3 (.400).....	7-9 (.438).....	0-0 (.000).....	9-12 (.429)
Rhode Island.....	2-0 (1.000).....	0-3 (.000).....	0-0 (.000).....	2-3 (.667)
Richmond.....	4-3 (.571).....	4-3 (.571).....	1-0 (1.000).....	9-6 (.600)
Towson.....	1-1 (.500).....	2-0 (1.000).....	0-1 (.000).....	3-2 (.600)
Villanova.....	7-1 (.875).....	2-8 (.200).....	1-0 (1.000).....	10-9 (.526)
William & Mary.....	4-2 (.667).....	1-4 (.200).....	0-0 (.000).....	5-6 (.455)
CAA Football Overall.....	37-16 (.698).....	28-45 (.384).....	4-3 (.571).....	69-64 (.519)

CAA Football vs. The NCAA Playoff Field *(includes Yankee and Atlantic 10 members' opponents since 1978)*

**Does not reflect the UD-WM (2004), JMU-WM (2004), UNH-Umass (2006), VU-JMU (2008), UNH-VU (2009), WM-VU (2009), UNH-UD (2010) and UNH-UM (2013) contests as they were each Conference members at time of game.*

Appalachian State.....	4-9	Lehigh.....	4-3
Arkansas State.....	0-1	Louisiana-Monroe.....	1-0
Akron.....	1-0	Marshall.....	0-4
Bethune-Cookman.....	1-0	McNeese State.....	3-4
Coastal Carolina.....	1-0	Missouri State.....	0-1
Colgate.....	4-2	Montana.....	5-3
Delaware State.....	1-0	Montana State.....	0-2
E. Tenn. State.....	0-1	Nevada-Reno.....	1-0
Eastern Illinois.....	1-0	Norfolk State.....	1-0
Eastern Kentucky.....	4-2	North Dakota State.....	0-3
Eastern Washington.....	1-2	Northern Iowa.....	4-6
Elon.....	1-0	Northwestern State.....	1-0
Florida A&M.....	0-1	Portland State.....	1-0
Fordham.....	3-1	Richmond.....	1-1
Furman.....	3-4	Samford.....	1-1
Georgia Southern.....	4-10	Southeastern Louisiana.....	1-0
Hampton.....	4-0	Southern Illinois.....	4-1
Hofstra.....	2-0	Stephen F. Austin.....	1-0
Holy Cross.....	1-0	Stony Brook.....	0-1
Idaho.....	0-1	Troy State.....	1-1
Idaho State.....	0-1	Weber State.....	1-0
Jackson State.....	1-0	William and Mary.....	1-1
James Madison.....	0-1	Wofford.....	3-1
Lafayette.....	3-0	Youngstown State.....	1-4

FCS Conferences In The NCAA Playoffs

Conference (First Year)	Overall
Southern (1982).....	100-63 (.613)
Independent.....	3-2 (.600)
Missouri Valley [Gateway] (1985).....	67-51 (.568)
Big Sky (1979).....	75-65 (.536)
CAA Football [Atlantic 10, Yankee] (1978).....	84-81 (.510)
Big South (2006).....	5-6 (.455)
Southland (1982).....	50-54 (.481)
Ohio Valley (1979).....	28-51 (.354)
Great West (2004).....	1-2 (.333)
Patriot (1997).....	10-20 (.333)
Northeast (2010).....	1-4 (.200)
Mid-Eastern Athletic (1981).....	6-28 (.176)
Southwestern Athletic (1978).....	0-19 (.000)

CAA Football Multiple-Berth NCAA Postseasons *(includes Yankee and Atlantic 10 members since 1978)*

Five Teams (3)

2007	Delaware, James Madison, Massachusetts, New Hampshire, Richmond
2008	James Madison, Maine, New Hampshire, Richmond, Villanova
2011	James Madison, Maine, New Hampshire, Old Dominion, Towson

Four Teams (3)

2004	Delaware, James Madison, New Hampshire, William and Mary
2009	New Hampshire, Richmond, Villanova, William and Mary
2010	Delaware, New Hampshire, Villanova, William and Mary

Three Teams (10)

1991	Delaware, New Hampshire, Villanova
1993	Boston University, Delaware, William and Mary
1994	Boston University, James Madison, New Hampshire

1996	Delaware, Villanova, William and Mary
1998	Connecticut, Massachusetts, Richmond
2001	Hofstra, Maine, William and Mary
2002	Maine, Northeastern, Villanova
2006	James Madison, Massachusetts, New Hampshire
2012	New Hampshire, Old Dominion, Villanova
2013	Maine, New Hampshire, Towson

Two Teams (11)

1984	Boston University, Rhode Island
1987	Maine, Richmond
1988	Delaware, Massachusetts
1989	Maine, Villanova
1992	Delaware, Villanova
1995	Delaware, James Madison
1997	Delaware, Villanova
1999	James Madison, Massachusetts
2000	Delaware, Richmond
2003	Delaware, Massachusetts
2005	New Hampshire, Richmond

CAA Football In The NCAA Playoffs

(includes Yankee and Atlantic 10 members since 1978)

Overall NCAA Postseason Berths from CAA Football

86 (15 total schools)

Longest consecutive streak of NCAA Postseason Berths from CAA Football

34 straight seasons (1981-2013)

Multiple-NCAA Postseason berths from CAA Football

27 seasons

Longest consecutive streak of Multiple-NCAA Postseason Berths from CAA Football

23 straight seasons (1991-2013)

NCAA Division I National Championship Game

College football coaches often say the greatest improvement a team makes is between its first and second game. Team Frisco certainly agrees. After staging another successful championship game in 2013 in Frisco, Texas, this year's game was again hailed as a success. A crowd of 19,802 converged on suburban Dallas to watch a 2014 championship game that featured top-seeded and two-time reigning national champion North Dakota State take on a Towson team that entered the contest having reeled off wins over the playoff field's top three seeds.

North Dakota State would go on to claim its third-consecutive national title at the Division I level to go with five Division II titles, the last in 1990. The Bison now join Appalachian State as the only two teams in FCS history to win three straight championships.

While the games have no doubt been the highlight, it is a week's worth of events that have separated the event in Frisco from past championships. The teams arrive in Texas four days before gameday. They're greeted by signs and banners around town as well as great crowds at their respective team headquarters. The next day, the teams visit local elementary schools where they are welcomed by students eager to show off their school spirit for their newly adopted college teams. Later that night, the two participating teams gather for the Great Texas Barbecue Bowl that showcase the state's renowned culture and hospitality. On Friday, teams attend the Champions Luncheon and make last-minute tweaks in game preparation.

The day of the game, fans begin gathering at restaurants and parking lots surrounding Toyota Stadium and take part in Tailgate Town that features quality entertainment and all of the sounds, flavors and hospitality that are true to Texas.





CAA Football Postseason History

Delaware

Year	Game/Bowl	Opponent	Result
1946	Cigar Bowl	Rollins (FL)	W/21-7
1954	Refrigerator Bowl	Kent State	W/19-7
1968	Boardwalk Bowl	Indiana (PA)	W/31-24
1969	Boardwalk Bowl	N.C. Central	W/31-13
1970	Boardwalk Bowl	Morgan State	W/38-23
1971	Boardwalk Bowl	C.W. Post	W/72-22
1973	NCAA II Quarterfinals	Grambling	L/17-8
1974	NCAA II Quarterfinals	Youngstown State	W/35-14
	NCAA II Semifinals	UNLV	W/49-11
	NCAA II Final	Central Michigan	L/54-14
1976	NCAA II Quarterfinals	Northern Michigan	L/28-17
1978	NCAA II Quarterfinals	Jacksonville State	W/42-27
	NCAA II Semifinals	Winston-Salem State	W/41-0
	NCAA II Final	Eastern Illinois	L/10-9
1979	NCAA II Quarterfinals	Virginia Union	W/58-28
	NCAA II Semifinals	Mississippi College	W/60-10
	NCAA II Final	Youngstown State	W/38-21
1981	NCAA I-AA First Round	Eastern Kentucky	L/35-28
1982	NCAA I-AA Quarterfinals	Colgate	W/20-13
	NCAA I-AA Semifinals	Louisiana Tech	W/17-0
	NCAA I-AA Final	Eastern Kentucky	L/17-14
1986	NCAA I-AA First Round	William and Mary	W/51-17
	NCAA I-AA Quarterfinals	Arkansas State	L/55-14
1988	NCAA I-AA First Round	Furman	L/21-7
1991	NCAA I-AA First Round	James Madison (20T)	L/42-35
1992	NCAA I-AA First Round	Samford	W/56-21
	NCAA I-AA Quarterfinals	NE Louisiana	W/41-18
	NCAA I-AA Semifinals	Marshall	L/21-7
1993	NCAA I-AA First Round	Montana	W/49-48
	NCAA I-AA Quarterfinals	Marshall	L/34-31
1995	NCAA I-AA First Round	Hofstra	W/38-17
	NCAA I-AA Quarterfinals	McNeese State	L/52-18
1996	NCAA I-AA First Round	Marshall	L/59-14
1997	NCAA I-AA First Round	Hofstra	W/29-14
	NCAA I-AA Quarterfinals	Georgia Southern	W/16-7
	NCAA I-AA Semifinals	McNeese State	L/23-21
2000	NCAA I-AA First Round	Portland State	W/49-14
	NCAA I-AA Quarterfinals	Lehigh	W/47-22
	NCAA I-AA Semifinals	Georgia Southern	L/27-18
2003	NCAA I-AA First Round	Southern Illinois	W/48-7
	NCAA I-AA Quarterfinals	Northern Iowa	W/37-7
	NCAA I-AA Semifinals	Wofford	W/24-9
	NCAA I-AA Final	Colgate	W/40-0
2004	NCAA I-AA First Round	Lafayette	W/28-14
	NCAA I-AA Quarterfinals	William and Mary (20T)	L/44-38
2007	NCAA FCS First Round	Delaware State	W/44-7
	NCAA FCS Quarterfinals	Northern Iowa	W/39-27
	NCAA FCS Semifinals	Southern Illinois	W/20-17
	NCAA FCS Final	Appalachian State	L/49-21
2010	NCAA FCS Second Round	Lehigh	W/42-20
	NCAA FCS Quarterfinals	New Hampshire	W/16-3
	NCAA FCS Semifinals	Georgia Southern	W/27-10
	NCAA FCS Final	Eastern Washington	L/20-19

James Madison

Year	Game/Bowl	Opponent	Result
1987	NCAA I-AA First Round	Marshall	L/41-12
1991	NCAA I-AA First Round	Delaware (20T)	W/42-35
	NCAA I-AA Quarterfinals	Samford	L/24-21
1994	NCAA I-AA First Round	Troy State	W/45-26
	NCAA I-AA Quarterfinals	Marshall (OT)	L/28-21
1995	NCAA I-AA First Round	Appalachian State	L/31-24
1999	NCAA I-AA First Round	Troy State	L/27-7
2004	NCAA I-AA First Round	Lehigh	W/14-13
	NCAA I-AA Quarterfinals	Furman	W/14-13
	NCAA I-AA Semifinals	William and Mary	W/48-34
	NCAA I-AA Final	Montana	W/31-21
2006	NCAA FCS First Round	Youngstown State	L/35-31
2007	NCAA FCS First Round	Appalachian State	L/28-27
2008	NCAA FCS First Round	Wofford	W/38-35
	NCAA FCS Quarterfinals	Villanova	W/31-27
	NCAA FCS Semifinals	Montana	L/35-27
2011	NCAA FCS First Round	Eastern Kentucky	W/20-17
	NCAA FCS Second Round	North Dakota State	L/26-14

Maine

Year	Game/Bowl	Opponent	Result
1965	Tangerine Bowl	East Carolina	L/31-0
1987	NCAA I-AA First Round	Georgia Southern (OT)	L/31-28
1989	NCAA I-AA First Round	SMS	L/38-35
2001	NCAA I-AA First Round	McNeese State	W/14-10
	NCAA I-AA Quarterfinals	Northern Iowa	L/56-28
2002	NCAA I-AA First Round	Appalachian State	W/14-13
	NCAA I-AA Quarterfinals	Georgia Southern	L/31-7
2008	NCAA FCS First Round	Northern Iowa	L/40-15
2011	NCAA FCS Second Round	Appalachian State	W/34-12
	NCAA FCS Quarterfinals	Georgia Southern	L/35-23
2013	NCAA FCS Second Round	New Hampshire	L/41-27

New Hampshire

Year	Game/Bowl	Opponent	Result
1947	Glass Bowl	Toledo	L/20-14
1975	NCAA II Quarterfinals	Lehigh	W/35-21
	NCAA II Semifinals	Western Kentucky	L/14-3
1976	NCAA II Quarterfinals	Montana State	L/17-16
1991	NCAA I-AA First Round	Samford	L/29-13
1994	NCAA I-AA First Round	Appalachian State (OT)	L/17-10
2004	NCAA I-AA First Round	Georgia Southern	W/27-23
	NCAA I-AA Quarterfinals	Montana	L/47-17
2005	NCAA I-AA First Round	Colgate	W/55-21
	NCAA I-AA Quarterfinals	Northern Iowa	L/24-21
2006	NCAA FCS First Round	Hampton	W/41-38
	NCAA FCS Quarterfinals	Massachusetts	L/24-17
2007	NCAA FCS First Round	Northern Iowa	L/38-35
2008	NCAA FCS First Round	Southern Illinois	W/29-20
	NCAA FCS Quarterfinals	Northern Iowa	L/36-34
2009	NCAA FCS First Round	McNeese State	W/49-13
	NCAA FCS Quarterfinals	Villanova	L/46-7
2010	NCAA FCS Second Round	Bethune-Cookman	W/45-20
	NCAA FCS Quarterfinals	Delaware	L/16-3
2011	NCAA FCS Second Round	Montana State	L/26-25
2012	NCAA FCS Second Round	Wofford	L/23-7
2013	NCAA FCS First Round	Lafayette	W/45-7
	NCAA FCS Second Round	Maine	W/41-27
	NCAA FCS Quarterfinals	Southeastern Louisiana	W/20-17
	NCAA FCS Semifinals	North Dakota State	L/52-14



CAA Football Postseason History

Rhode Island

Year	Game/Bowl	Opponent	Result
1955	Refrigerator Bowl	Jacksonville State	L/12-10
1981	NCAA I-AA Quarterfinals	Idaho State	L/51-0
1984	NCAA I-AA Quarterfinals	Richmond	W/23-17
	NCAA I-AA Semifinals	Montana State	L/32-20
1985	NCAA I-AA First Round	Akron	W/35-27
	NCAA I-AA Quarterfinals	Furman	L/29-15

Richmond

Year	Game/Bowl	Opponent	Result
1968	Tangerine Bowl	Ohio University	W/49-42
1971	Tangerine Bowl	Toledo	L/28-3
1984	NCAA I-AA First Round	Boston University	W/35-33
	NCAA I-AA Quarterfinals	Rhode Island	L/23-17
1987	NCAA I-AA First Round	Appalachian State	L/20-3
1998	NCAA I-AA First Round	Lehigh	L/24-23
2000	NCAA I-AA First Round	Youngstown State	W/10-3
	NCAA I-AA Quarterfinals	Montana	L/34-20
2005	NCAA I-AA First Round	Hampton	W/38-10
	NCAA I-AA Quarterfinals	Furman	L/24-20
2007	NCAA FCS First Round	Eastern Kentucky	W/33-14
	NCAA FCS Quarterfinals	Wofford	W/21-10
	NCAA FCS Semifinals	Appalachian State	L/55-35
2008	NCAA FCS First Round	Eastern Kentucky	W/38-10
	NCAA FCS Quarterfinals	Appalachian State	W/33-13
	NCAA FCS Semifinals	Northern Iowa	W/21-20
	NCAA FCS Final	Montana	W/24-7
2009	NCAA FCS First Round	Elon	W/16-13
	NCAA FCS Quarterfinals	Appalachian State	L/35-31

Towson

Year	Game/Bowl	Opponent	Result
1976	NCAA III Quarterfinals	C.W. Post	W/14-10
	NCAA III Semifinals	St. Lawrence	W/38-36
	NCAA III Final	St. John's (MN)	L/31-28
1983	NCAA II Quarterfinals	North Dakota State	L/24-17
1984	NCAA II Quarterfinals	Norfolk State	W/31-21
	NCAA II Semifinals	Troy State	L/45-3
1986	NCAA II Quarterfinals	Central State	L/31-0
2011	NCAA FCS Second Round	Lehigh	L/40-38
2013	NCAA FCS Second Round	Fordham	W/48-28
	NCAA FCS Quarterfinals	Eastern Illinois	W/49-39
	NCAA FCS Semifinals	Eastern Washington	W/35-31
	NCAA FCS Championship	North Dakota State	L/35-7

Villanova

Year	Game/Bowl	Opponent	Result
1936	Bacardi Bowl	Auburn	T/7-7
1947	Great Lakes Bowl	Kentucky	L/24-14
1949	Harbor Bowl	Nevada	W/27-7
1961	Sun Bowl	Wichita	W/17-9
1962	Liberty Bowl	Oregon State	L/6-0
1989	NCAA I-AA First Round	Georgia Southern	L/52-36
1991	NCAA I-AA First Round	Youngstown State	L/17-16
1992	NCAA I-AA First Round	Youngstown State	L/23-20
1996	NCAA I-AA First Round	East Tennessee State	L/35-29
1997	NCAA I-AA First Round	Colgate	W/49-28
	NCAA I-AA Quarterfinals	Youngstown State	L/37-34
2002	NCAA I-AA First Round	Furman	W/45-38
	NCAA I-AA Quarterfinals	Fordham	W/24-10
	NCAA I-AA Semifinals	McNeese State	L/39-28
2008	NCAA FCS First Round	Colgate	W/55-28
	NCAA FCS Quarterfinals	James Madison	L/31-27
2009	NCAA FCS First Round	Holy Cross	W/38-28
	NCAA FCS Quarterfinals	New Hampshire	W/46-7
	NCAA FCS Semifinals	William and Mary	W/14-13
	NCAA FCS Final	Montana	W/23-21
2010	NCAA FCS Second Round	Stephen F. Austin	W/54-24
	NCAA FCS Quarterfinals	Appalachian State	W/42-24
	NCAA FCS Semifinals	Eastern Washington	L/41-31
2012	NCAA FCS First Round	Stony Brook	L/20-10

William & Mary

Year	Game/Bowl	Opponent	Result
1947	Dixie Bowl	Arkansas	L/21-19
1948	Delta Bowl	Oklahoma A&M	W/20-0
1970	Tangerine Bowl	Toledo	L/40-12
1986	NCAA I-AA First Round	Delaware	L/51-17
1988	Ivy Bowl	Japan All-Stars	W/73-3
1989	NCAA I-AA First Round	Furman	L/24-10
1990	NCAA I-AA First Round	Massachusetts	W/38-0
	NCAA I-AA Quarterfinals	Central Florida	L/52-38
1992	Ivy Bowl	Nihon University	W/35-10
1993	NCAA I-AA First Round	McNeese State	L/34-28
1996	NCAA I-AA First Round	Jackson State	W/45-6
	NCAA I-AA Quarterfinals	Northern Iowa	L/38-35
2001	NCAA I-AA First Round	Appalachian State	L/40-27
2004	NCAA I-AA First Round	Hampton	W/42-35
	NCAA I-AA Quarterfinals	Delaware (20T)	W/44-38
	NCAA I-AA Semifinals	James Madison	L/48-34
2009	NCAA FCS First Round	Weber State	W/38-0
	NCAA FCS Quarterfinals	Southern Illinois	W/24-3
	NCAA FCS Semifinals	Villanova	L/14-13
2010	NCAA FCS Second Round	Georgia Southern	L/31-15



CAA Football All-Americans

The Sports Network, considered the most widely-referenced news service of FCS, has selected an All-America team since 1987. The American Football Coaches Association (AFCA) has selected an FCS All-America team every year since 1979. Below is a listing of CAA Football All-America honorees as selected by both entities.

2013 The Sports Network

First Team
 OL Eric Pike, TU
 RB Terrance West, TU
 S Jerome Couplin, WM
 CB Kendall James, UM
 LB Stephon Robertson, JMU

Second Team
 OL Matt Crisafi, WM
 FB Emmanuel Holder, TU
 TE Justin Perillo, UM
 DL Zach Kerr, UD
 CB Jordan Love, TU

Third Team
 LB Telvion Clark, TU

American Football Coaches Association

First Team
 OL Eric Pike, TU
 RB Terrance West, TU
 LB Stephon Robertson, JMU

2012 The Sports Network

First Team
 QB Taylor Heinicke, ODU
 OL Earl Watford, JMU
 LB Matt Evans, UNH
 DB Cooper Taylor, UR

Second Team
 FB Kendall Gaskins, UR
 LB Stephon Robertson, JMU
 DB B.W. Webb, W&M

Third Team
 DE Frank Beltre, TU
 DT Eric Burnette, ODU
 DT Jared Smith, UNH
 LB Paul Worriow, UD

American Football Coaches Association

OL Earl Watford, JMU
 LB Matt Evans, UNH

2011 The Sports Network

First Team
 RB Terrance West, TOW
 OL Gino Gradkowski, UD
 DL Ronnie Cameron, ODU
 LB Matt Evans, UNH

Second Team
 RB Jonathan Grimes, WM
 P Jonathan Plisco, ODU

Third Team
 WR Tre Gray, UR

American Football Coaches Association

OL Gino Gradkowski, UD
 DL Ronnie Cameron, ODU
 LB Tyler Holmes, UMass

2010 The Sports Network

First Team
 OT Ben Ijalana, VU
 DT Martin Parker, UR
 LB Tyler Holmes, UMass

Second Team
 TE Alex Gottlieb, WM
 OT Keith Hill, Jr., WM
 LB Matt Evans, UNH
 LB Eric McBride, UR
 CB Dino Vasso, UNH

Third Team
 RB Andrew Pierce, UD
 FB Kendall Gaskins, UR
 CB Justin Rogers, UR
 S Anthony Bratton, UD
 P David Miller, WM

American Football Coaches Association

OL Ben Ijalana, VU
 DL Martin Parker, UR
 LB Tyler Holmes, UMass
 LB Eric McBride, UR
 DB Dino Vasso, UNH
 P David Miller, WM

2009 The Sports Network

First Team
 OG Matt McCracken, UR
 OT Vladimir Ducasse, UMass
 OT Ben Ijalana, VU
 AP Matt Szczer, VU
 DE Arthur Moats, JMU
 DT Sean Lissemore, WM
 SS Jeromy Miles, UMass

Second Team
 TE Scott Sicko, UNH
 DE Adrian Tracy, WM
 DT Martin Parker, UR
 LB Terence Thomas, VU
 SS Terrence Klein, UNH
 FS Charles Graves, UD
 KR Scotty McGee, JMU

Third Team
 OG Dorian Brooks, JMU
 DE Tim Kukucka, VU
 DT Sam Daniels, JMU
 LB Luke Bonus, HOF
 LB Rob Damon, URI
 PK Armando Cuko, UMass

American Football Coaches Association

TE Scott Sicko, UNH
 OL Matt McCracken, UR
 DL Arthur Moats, JMU
 DL Adrian Tracy, WM
 DB Charles Graves, UD
 DB Justin Rogers, UR
 PK Armando Cuko, UMass

2008 The Sports Network

First Team
 OG Matthew McCracken, UR
 OC Scott Lemn, JMU
 DE Jovan Belcher, UM
 P Brett Arnold, UMass

Second Team
 QB Rodney Landers, JMU
 FB Jared Turcotte, UM
 TE Scott Sicko, UNH
 DE Lawrence Sidbury, UR
 S Marcus Haywood, JMU
 S Jeromy Miles, UMass
 PR Scotty McGee, JMU

Third Team
 RB Josh Vaughan, UR
 DE Greg Miller, VU

Honorable Mention
 FB John Crone, UR
 FB Jhamal Fluellen, UM
 WR Mike Boyle, UNH
 OT Izzy Bauta, VU
 OT Vladimir Ducasse, UMass

OT Ben Ijalana, VU
 OT Michael Silva, UR
 OG Dorian Brooks, JMU
 OC Ryan Canary, UM
 OC Kheon Hendricks, UD
 PK Dave Stannard, JMU
 KR Jonathan Grimes, WM
 KR Scotty McGee, JMU
 DE Sherman Logan, UR
 DE Adrian Tracy, UM
 LB Osayi Osunde, VU
 CB Courtney Robinson, UMass
 CB Justin Rogers, UR

American Football Coaches Association

DL Jovan Belcher, UM
 DL Greg Miller, VU
 AP Scotty McGee, JMU

2007 The Sports Network

First Team
 RB Omar Cuff, UD
 RB Tim Hightower, UR
 LB Brian Bradford, TU
 S Tony LeZotte, JMU
 PK Jon Striefsky, UD

Second Team
 WR J.J. Moore, UMass
 TE Scott Sicko, UNH
 OT Mike Byrne, UD
 LB Jason Hatchell, UMass

Third Team
 QB Joe Flacco, UD
 FB Joe Casey, URI
 WR Charles Sullivan, HOF
 OG Matt McCracken, UR
 DE Jovan Belcher, UR
 KR Justin Rogers, UR

Honorable Mention

QB Liam Coen, UMass
 QB Ricky Santos, UNH
 RB Matt Lawrence, UMass
 TE Robbie Agnone, UD
 TE Drew Atchison, WM
 TE Matt Sherry, VU
 WR Keith LeVan, UNH
 WR Aaron Love, UD
 OC Matt Austin, UMass
 OC Kheon Hendricks, UD
 OC Scott Lemn, JMU
 DE John Baranowsky, JMU
 DE David Burris, UMass
 DE Matt Marcocelle, UD
 LB Justin Barnes, JMU
 LB Gian Villante, HOF
 LB Charles Walker, UMass
 CB Courtney Robinson, UMass
 CB Sean Smalls, UMass
 S Jeff Pammer, UNH
 PK Dave Stannard, JMU

American Football Coaches Association

QB Ricky Santos, UNH
 RB Omar Cuff, UD
 LB Brian Bradford, TU
 DB Tony LeZotte, JMU

2006 The Sports Network

First Team
 WR David Ball, UNH
 DB James Ihedigbo, UMass
 LB Akeem Jordan, JMU





CAA Football All-Americans

The Sports Network, considered the most widely-referenced news service of FCS, has selected an All-America team since 1987. The American Football Coaches Association (AFCA) has selected an FCS All-America team every year since 1979. Below is a listing of CAA Football All-America honorees as selected by both entities.

DL	Matt King, UM
OL	Alex Miller, UMass
TE	Ben Patrick, UD
QB	Ricky Santos, UNH
DL	Kevin Winston, JMU
Second Team		
RB	Steve Baylark, UMass
OL	Corey Davis, JMU
DB	Tony LeZotte, JMU
K	Rob Zarrilli, HOF
Third Team		
OL	Matt Austin, UMass
DB	Allyn Bacchus, VU
OL	Tucker Peterson, UNH

American Football Coaches Association

WR	David Ball, UNH
OL	Alex Miller, UMass
TE	Ben Patrick, UD
LB	Akeem Jordan, JMU
DL	Matt King, UM

2005 The Sports Network

First Team		
LB	Brian Hulea, VU
DB	Shannon James, UMass
DB	Tony LeZotte, JMU
Second Team		
QB	Ricky Santos, UNH
WR	David Ball, UNH
TE	Jonathan Williams, UNH
Third Team		
RB	Omar Cuff, UD
OL	Willie Colon, HOF
OL	Matt Magerko, JMU
P	Christian Koegel, UMass

American Football Coaches Association

WR	David Ball, UNH
OL	Willie Colon, HOF
LB	Brian Hulea, VU
DB	Shannon James, UMass

2004 The Sports Network

First Team		
QB	Lang Campbell, WM
WR	David Ball, UNH
DB	Shannon James, UMass
LB	Gian Villante, HOF
Second Team		
PK	Greg Kuehn, WM
RS	Sidney Haugabrook, UD
DL	Jamil Butler, VU
DL	George Peterson, UNH
LB	Liam Ezekiel, NU
Third Team		
WR	Dominique Thompson, WM
RS	Arel Gordon, UM
OL	Dustin Bayer, URI
DL	Chris Mooney, UD
DL	Tom Parks, UD
LB	Kwynn Walton, JMU
DB	Tony LeZotte, JMU
DB	Brandon McGowan, UM

American Football Coaches Association

QB	Lang Campbell, WM
DB	Sidney Haugabrook, UD

2003 The Sports Network

First Team		
LB	Liam Ezekiel, NU
DL	Shawn Johnson, UD
OL	Jason Nerys, UD
Second Team		
OL	Adam Bourget, NU
QB	Andy Hall, UD
Third Team		
LB	Jeremy Cain, UMass
DB	Anton McKenzie, UMass
DL	Jerame Southern, JMU

American Football Coaches Association

WR	Rich Musinski, WM
DL	Shawn Johnson, UD

2002 The Sports Network

Second Team		
QB	Brett Gordon, VU
LB	Stephen Cooper, UM
LB	Dan Mulhern, UD
LB	Renauld Williams, HOF
Third Team		
OL	Dwight Beard, WM
OL	Mike Brigandi, HOF
LB	Liam Ezekiel, NU

American Football Coaches Association

OL	Dwight Beard, WM
RB	Stephan Lewis, UNH
LB	Stephen Cooper, UM

2001 The Sports Network

First Team		
QB	Rocky Butler, HOF
RB	Brian Westbrook, VU
OL	Dan Zorger, HOF
DL	Ryan Fletcher, HOF
LB	Derrick Lloyd, JMU
Second Team		
TE	Chad Hayes, UM
OL	Eammon Allen, VU
DL	Valdamar Brower, UMass
DL	Jonathan Wilfong, UR
DB	Lance Small, URI
Third Team		
OL	Jason Ball, UNH
RS	Lennard Byrd, UM
DB	T.J. Hill, NU
DB	Doug Shanahan, HOF

American Football Coaches Association

TE	Chad Hayes, UM
RB	Brian Westbrook, VU

2000 The Sports Network

First Team		
OL	Jeff Fiss, UD
RS	Brian Westbrook, VU
DL	Raheem Walker, WM
LB	Kole Ayi, UMass
Second Team		
RB	Brian Westbrook, VU
OL	Eric Beatty, UR
DL	Chris Morant, JMU
LB	Brian McKenna, UD
DB	T.J. Hill, NU
Third Team		
QB	Matt Nagy, UD

DL	Mike Cecere, UD
LB	Derick Pack, JMU

American Football Coaches Association

OL	Eric Beatty, UR
LB	Brian McKenna, UD
RS	Brian Westbrook, VU

1999 The Sports Network

First Team		
PK	Brett Sterba, WM
LB	Kole Ayi, UMass
DB	Jerard White, UMass
Second Team		
RB	Curtis Keaton, JMU
RB	Marcel Shipp, UMass
WR	Murle Sango, VU
DL	Chris Morant, JMU
DL	JoJo Oliphant, UM
DB	Jeremy Robinson, UMass
Third Team		
LB	Derick Pack, JMU

American Football Coaches Association

RB	Curtis Keaton, JMU
DL	JoJo Oliphant, UM
DB	Jared White, UMass
PK	Brett Sterba, WM

1998 The Sports Network

First Team		
RB	Jerry Azumah, UNH
WR	Eddie Conti, UD
WR	Brian Westbrook, VU
TE	Kerry Taylor, UMass
OL	Walter Jones, UNH
DL	Marc Megna, UR
LB	Khari Samuel, UMass
Second Team		
QB	Mike Cook, WM
RB	Marcel Shipp, UMass
TE	Mike Leach, WM
DL	Frank Ferrara, URI
LB	Miguel Viera, URI
DB	Aaron Dashiell, UM
DB	Winston October, UR
RS	Brian Westbrook, VU
Third Team		
QB	Todd Bankhead, UMass
DL	Raheem Walker, WM
DB	Tony Booth, JMU

American Football Coaches Association

WR	Eddie Conti, UD
TE	Kerry Taylor, UMass
OL	Eric King, UR
RB	Jerry Azumah, UNH

1997 The Sports Network

First Team		
WR	Brian Finneran, VU
LB	Shawn Barber, UR
P	Brad Costello, BU
Second Team		
RB	Jerry Azumah, UNH
OL	TaVarr Closs, UC
DB	Tony Booth, JMU
Third Team		
QB	Chris Boden, VU
DL	Marc Megna, UR
DB	Dorrell Green, UD





CAA Football All-Americans

The Sports Network, considered the most widely-referenced news service of FCS, has selected an All-America team since 1987. The American Football Coaches Association (AFCA) has selected an FCS All-America team every year since 1979. Below is a listing of CAA Football All-America honorees as selected by both entities.

PK Brian Shallcross, WM
KR Delvin Joyce, JMU

American Football Coaches Association

WR Brian Finneran, VU
OL TaVarr Closs, UC
LB Shawn Barber, UR
RS Jerry Azumah, UNH

1996 The Sports Network

First Team

DB Kenny Bailey, UD
DB Darren Sharper, WM

Second Team

RB Jerry Azumah, UNH
OL Josh Beyer, WM
DL Will Santi, URI

Third Team

WR Brian Finneran, VU
DL Todd Williamson, UM
LB Brian Smith, UD
P Brad Costello, BU

American Football Coaches Association

WR Brian Finneran, VU
OL Josh Beyer, WM
OL Jerome Daniels, NU
DB Darren Sharper, WM

1995 The Sports Network

First Team

C David Bailey, JMU
DB Darren Sharper, WM

Second Team

OL Steve Archibald, UD
OL Shannon Trostle, UD
DL Lou D'Agostino, URI
PK John Coursey, JMU

Third Team

TE Ed Perry, JMU
OL Josh Beyer, WM
DL Brian Smith, URI
DB Kenny Bailey, UD
RS Cy Butler, URI

American Football Coaches Association

DB Kenny Bailey, UD

1994 The Sports Network

First Team

LB Tyrone Frazier, VU

Second Team

C Andre Maksimow, BU
RB Rene Ingoglia, UMass
DE Brian Corcoran, UMass
DT Tyrone Washington, JMU

Third Team

QB Robert Dougherty, BU
RB Daryl Brown, UD
WR Carnell Henderson, BU
TE Ed Perry, JMU
OL Shannon Trostle, UD
CB Chris Helon, BU
KR Dwight Robinson, JMU

Honorable Mention

OT Steve Archibald, UD
OT Keith Novak, UNH
OT Mike Pedone, BU
OT Brent Secrist, JMU
OG John Karas, JMU
PK John Coursey, JMU
DE Mike Foley, UNH

DE John Schaefer, BU
LB Greg Applewhite, WM
LB David Atwood, NU
CB Breon Parker, UMass
CB Dwight Robinson, JMU
S Maurice Glenn, UR
S Darren Sharper, WM
KR Dwight Robinson, JMU

American Football Coaches Association

RB Daryl Brown, UD
DL Mike Foley, UNH
LB Tyrone Frazier, VU
DB Breon Parker, UMass
DB Dwight Robinson, JMU

1993 The Sports Network

First Team

OG Bill Durkin, UMass
DB Chris Helon, BU

Second Team

OG Tom Walters, WM
OT Matt Wildes, UD
DE Matt Morrill, UD
LB Marc Fauri, BU

Third Team

C Andre Maksimow, BU
DB Matt Rajotre, UMass
RS Dwight Robinson, JMU

Honorable Mention

QB Robert Dougherty, BU
QB Shawn Knight, WM
RB Daryl Brown, UD
RB Rene Ingoglia, UMass
WR David Gamble, UNH
WR David McLeod, JMU
OL Bill Lacey, VU
DL Brian Corcoran, UMass
DL Matt Joyce, UR
LB Paul Duckworth, UC
LB Bruce Bourgoin, UC
DB Breon Parker, UMass
DB Mark Salisbury, NU
P Bill Hoffman, VU

American Football Coaches Association

DL Matt Morrill, UD

1992 The Sports Network

First Team

TE Darren Rizzi, URI
LB Eric Johnson, UR
DB Don Caparotti, UMass

Second Team

LB Curtis Eller, VU
LB Dan Girard, UM
DB Warren McIntyre, UD

Honorable Mention

TE Brian Kozlowski, UC
TE Scott Donald, VU
C Tim Tarpey, VU
DE Dwayne Gordon, UNH

American Football Coaches Association

TE Darren Rizzi, URI
DL Matt Morrill, UD
LB Curtis Eller, VU
DB Don Caparotti, UMass

1991 The Sports Network

First Team

LB Eric Johnson, UR

LB Warren McIntyre, UD

Second Team

RB Barry Bourassa, UNH
WR Mark Didio, UC
TE Darren Rizzi, URI
LB Curtis Eller, VU

Honorable Mention

OL Jerome Bledsoe, UMass

American Football Coaches Association

WR Mark Didio, UC
RB Barry Bourassa, UNH
LB DeWayne Sabb, UNH
LB Curtis Eller, VU
DB Warren McIntyre, UD

1990 The Sports Network

First Team

OG Paul Mayberry, UMass
DB Claude Pettaway, UM

Second Team

WR Mark Didio, UC

Honorable Mention

WR Darren Altieri, BU
DB Kevin Smith, URI

American Football Coaches Association

DB Kevin Smith, URI

1989 The Sports Network

First Team

OT Scott Hough, UM
RB Carl Smith, UM
WR Darren Altieri, BU
DT Michael Renna, UD
LB Troy Ashley, UC

Second Team

OC Bryan Russo, VU
OG Ron Noble, UM
DT Justin Strzelczyk, UM

American Football Coaches Association

OL Bryan Russo, VU
RB Carl Smith, UM
DL Michael Renna, UD
LB Troy Ashley, UC

1988 The Sports Network

First Team

LB John McKeown, UMass

Second Team

WR Glen Antrum, UC
DB Brian Jordan, UR

Honorable Mention

OL Bill Buttler, UMass
DB Kevin Smith, URI
DB Gary Jordan, UNH

American Football Coaches Association

WR Glen Antrum, UC
OL Paul Beradelli, VU
DL Michael Renna, UD
LB John McKeown, UMass
DB Mark Seals, BU

1987 The Sports Network

Second Team

WR Sergio Hebra, UM
LB Darrell Booker, UD





CAA Football All-Americans

The Sports Network, considered the most widely-referenced news service of FCS, has selected an All-America team since 1987. The American Football Coaches Association (AFCA) has selected an FCS All-America team every year since 1979. Below is a listing of CAA Football All-America honorees as selected by both entities.

American Football Coaches Association

OLJohn Driscoll, UNH

1986

American Football Coaches Association

LB.....Darrell Booker, UD

1985

American Football Coaches Association

TE..... Brian Forster, URI

OL Paul Dufault, UNH

QB Tom Ehrhardt, URI

1984

American Football Coaches Association

TE..... Brian Forster, URI

RB Paul Lewis, BU

1983

American Football Coaches Association

RB Paul Lewis, BU

DL Tony DeLuca, URI

LB.....John Dorsey, UC

1982

American Football Coaches Association

OL Richard Pelzer, URI

RB Gary Pearson, UMass

1981

American Football Coaches Association

OL Bob Speight, BU

RB Gregg Drew, BU

RB Gary Pearson, UMass

1980

American Football Coaches Association

WR Reggie Eccleston, UC

RB Lorenzo Bouier, UM

DB Bob Manning, UMass

1979

American Football Coaches Association

RB Mal Najarian, BU

DL Tom Pierzga, BU





All-Conference Individual Award Winners

Offensive Player of the Year

2013.....	Terrance West (TU)
2012.....	Taylor Heinicke (ODU)
2011.....	Kevin Decker (UNH)
2010.....	Pat Devlin (UD)
2009.....	Matt Szczur (VU)
2008.....	Rodney Landers (JMU)
2007.....	Joe Flacco (UD)/Ricky Santos (UNH)
2006.....	Ricky Santos (UNH)/Steve Baylark (UMass)
2005.....	Ricky Santos (UNH)
2004.....	Lang Campbell (WM)
2003.....	Andy Hall (UD)
2002.....	Brett Gordon (VU)
2001.....	Brian Westbrook (VU)
2000.....	Brian Westbrook (VU)
1999.....	Curtis Keaton (JMU)
1998.....	Jerry Azumah (UNH)
1997.....	Brian Finneran (VU)
1996.....	Jerry Azumah (UNH)
1995.....	Leo Hamlett (UD)
1994.....	Robert Dougherty (BU)
1993.....	Robert Dougherty (BU)
1992.....	Greg Lilly (UR)
1991.....	Barry Bourassa (UNH)
1990.....	Stan Greene (BU)/Gary Wilkos (UMass)
1989.....	Mike Buck (UM)
1988.....	Matt DeGennaro (UC)
1987.....	Mike Buck (UM)
1986.....	Rich Gannon (UD)
1985.....	Tom Ehrhardt (URI)
1984.....	Tom Ehrhardt (URI)
1983.....	Paul Lewis (BU)
1982.....	Rich LaBonte (UM)
1981.....	Ken Sweitzer (UC)
1980.....	Jim Jensen (BU)

Rookie of the Year

2013.....	OFF: Darius Victor (TU) DEF: Christophe Mulumba (UM)
2012.....	OFF: John Robertson (VU) DEF: Jeff Williams (UD)
2011.....	OFF: Terrance West (TOW) DEF: Dillon Lucas (VU)
2010.....	OFF: Andrew Pierce (UD) DEF: Stephon Robertson (JMU)
2009.....	OFF: Justin Thorpe (JMU) DEF: B.W. Webb (WM)
2008.....	OFF: Jonathan Grimes (WM) DEF: Brian McNally (UNH)/Pat Williams (JMU)
2007.....	OFF: Kevin Grayson (UR) DEF: Eric McBride (UR)
2006.....	OFF: Eric Ward (UR) DEF: Luke Bonus (HOF)
2005.....	OFF: Joe Casey (URI) DEF: Sherman Logan (UR)
2004.....	Tony LeZotte (JMU)/Ricky Santos (UNH)
2003.....	Ron Whitcomb (UM)
2002.....	R.J. Cobbs (UMass)
2001.....	Sidney Haugabrook (UD)
2000.....	Rich Musinski (WM)
1999.....	Dave Corley, Jr. (WM)
1998.....	Adrian Zullo (UMass)
1997.....	Recolon Jumps (UC)
1996.....	Dave Conklin (WM)
1995.....	Tory Taylor (UC)
1994.....	Julien Dale (BU)
1993.....	Chris Hixson (URI)
1992.....	Rene Ingoglia (UMass)
1991.....	Daryl Brown (UD)

1990.....	John Johnson (UMass)
1989.....	Bill Vergantino (UD)
1988.....	Carl Smith (UM)
1987.....	Matt DeGennaro (UC)
1986.....	Tim Bryant (UMass)
1985.....	Dave Palazzi (UMass)
1984.....	Pat Mancini (BU)
1983.....	Dameon Reilly (URI)
1982.....	Bill Brooks (BU)
1981.....	Rich LaBonte (UM)
1980.....	Curt Collins (UNH)

Special Teams Player of the Year

2013.....	Tre McBride (WM)
2012.....	B.W. Webb (WM)
2011.....	Albert Wilson (GSU) Jonathan Grimes (WM)
2010.....	Jonathan Grimes (WM)
2009.....	Matt Szczur (VU)
2008.....	Scotty McGee (JMU)
2007.....	Justin Rogers (UR)
2006.....	Rob Zarrilli (HOF)
2005.....	Christian Koegel (UMass)
2004.....	Greg Kuehn (WM)
2003.....	Wendall Williams (URI)

Defensive Player of the Year

2013.....	Stephon Robertson (JMU)
2012.....	Stephon Robertson (JMU)
2011.....	Ronnie Cameron (ODU)
2010.....	Tyler Holmes (UMass)/Eric McBride (UR)
2009.....	Arthur Moats (JMU)
2008.....	Jovan Belcher (UM)
2007.....	Tony LeZotte (JMU)
2006.....	Akeem Jordan (JMU)
2005.....	Tony LeZotte (JMU)
2004.....	Shannon James (UMass)
2003.....	Shawn Johnson (UD)
2002.....	Stephen Cooper (UM)
2001.....	Stephen Cooper (UM)/Derrick Lloyd (JMU)
2000.....	Brian McKenna (UD)
1999.....	Chris Morant (JMU)
1998.....	Marc Megna (UR)
1997.....	Shawn Barber (UR)
1996.....	Darren Sharper (WM)
1995.....	Jason Miller (WM)
1994.....	Brian Corcoran (UMass)
1993.....	Craig Staub (WM)
1992.....	Curtis Eller (VU)
1991.....	Curtis Eller (VU)
1990.....	James Smith (UR)
1989.....	Troy Ashley (UC)
1988.....	John McKeown (UMass)
1987.....	Paul Boulay (UNH)
1986.....	Kevin Murphy (BU)
1985.....	Neal Zonfrelli (UNH)/Mark Michaels (UC)
1984.....	Tim Teevens (UNH)
1983.....	John Dorsey (UC)
1982.....	John Dorsey (UC)
1981.....	Steve Doig (UNH)
1980.....	Mike Kelleher (BU)

Coach of the Year

2013.....	Jack Cosgrove (UM)
2012.....	Andy Talley (VU)
2011.....	Rob Ambrose (TOW)
2010.....	Joe Trainer (URI)

2009.....	Andy Talley (VU)
2008.....	Mickey Matthews (JMU)
2007.....	Dave Clawson (UR)
2006.....	Don Brown (UMass)
2005.....	Dave Clawson (UR)
2004.....	Sean McDonnell (UNH)
2003.....	Mark Whipple (UMass)
2002.....	Don Brown (NU)
2001.....	Jack Cosgrove (UM)/Tim Stowers (URI)
2000.....	Jim Reid (UR)
1999.....	Mickey Matthews (JMU)
1998.....	Jim Reid (UR)
1997.....	Andy Talley (VU)
1996.....	Jack Cosgrove (UM)
1995.....	Floyd Keith (URI)/Jim Reid (UR)
1994.....	Bill Bowes (UNH)
1993.....	Dan Allen (BU)
1992.....	Jim Marshall (UR)
1991.....	Tubby Raymond (UD)
1990.....	Jim Reid (UMass)
1989.....	Tom Lichtenberg (UM)/Bill Bowes (UNH)
1988.....	Jim Reid (UMass)
1987.....	Dal Shealy (UR)
1986.....	Tom Jackson (UC)
1985.....	Bob Griffin (URI)
1984.....	Bob Griffin (URI)
1983.....	Rick Taylor (BU)
1982.....	Ron Rogerson (UM)

Student-Athlete of the Year

2013.....	Marcus Wasilewski (JMU)
2012.....	Cooper Taylor (UR)
2011.....	Ronnie Cameron (ODU)
2010.....	Anthony Nelson (UMass)
2009.....	Osayi Osunde (VU)
2008.....	Ryan Canary (UM)
2007.....	Mike Byrne (UD)/Matt Sherry (VU)
2006.....	Ron Whitcomb (UM)
2005.....	Matt Magerko (JMU)
2004.....	Lang Campbell (WM)
2003.....	Ben Cross (UD)





All-Conference History

2013	
First Team	
QB Marcus Wasilewski (UM)	DL Rakim Cox (VU)
RB Omar Osbourne (UA)	DL Ryan Delaire (TU)
RB Dae'Quan Scott (JMU)	DL Zach Kerr (UD)
RB Terrance West (TU)	DL Mike Reilly (WM)
FB/HB Emmanuel Holder (TU)	DL Jordan Stanton (JMU)
WR Ben Edwards (UR)	LB Telvion Clark (TU)
WR Tre McBride (WM)	LB Airek Green (WM)
TE Justin Perillo (UM)	LB Christophe Mulumba (UM)
OL Matt Crisafi (WM)	LB Luke Rhodes (WM)
OL Jeff Gakos (UM)	LB Stephon Robertson (JMU)
OL Austin Gund (UR)	CB Kendall James (UM)
OL Randall Harris (TU)	CB Jordan Love (TU)
OL Eric Pike (TU)	S Christian Carpenter (TU)
PK Sean Dedoux (UM)	S Jerome Couplin III (WM)
KR Mackenzie Elliott (URI)	P Nick Ferrara (SBU)
KR Rob Jones (UD)	
Second Team	
QB John Robertson (VU)	DL Michael Cole (UM)
RB Andrew Pierce (UD)	DL Evan Kelly (UR)
RB Nico Steriti (UNH)	DL Antoine Lewis (VU)
FB/HB Seth Fisher (UR)	DL Tyler Snow (JMU)
WR Stephen Barnette (UR)	LB Andrew Bose (URI)
WR Malcolm Eugene (SBU)	LB Pat Callaway (UD)
WR Michael Johnson (UD)	LB Don Cherry (VU)
TE Nick Boyle (UD)	LB Jawara Dudley (SBU)
OL Ricky Archer (UNH)	LB Monte Gaddis (TU)
OL Josh Bucci (VU)	CB Craig James (VU)
OL Bobby Kennedy (UD)	CB Tye Smith (TU)
OL Josh Wells (JMU)	S Dean Marlowe (JMU)
PK Brandon Jordi (UR)	S Christian Ricard (SBU)
KR Tre McBride (WM)	P Eric Anderson (UD)
PR Robbie Jackson (URI)	
Third Team	
QB Michael Strauss (UR)	DL Trevor Bates (UM)
RB Mikal Abdul-Saboor (WM)	DL Andrew Smith (UA)
RB Kevin Monangai (VU)	DL James Timmins (URI)
FB/HB Darnell Laws (WM)	DL Kerry Wynn (UR)
WR John Ebeling (UM)	LB Akil Anderson (UNH)
WR Leon Kinnard (TU)	LB Christian Dorsey (UA)
WR Justin Mello (UNH)	LB Aaron Roane (UR)
WR Spencer Wilkins (TU)	LB Gage Steele (JMU)
TE Harold Spears (UNH)	LB Eric Wright (UR)
OL Andrew Belzaira (URI)	CB DeAndre Houston-Carson (WM)
OL Ross Hall (VU)	CB Wayne Pettus (UR)
OL Brandon Heath (UD)	S Manny Asam (UNH)
OL Seamus O'Neill (UNH)	S Cameron McCurry (VU)
OL Doug Shaw (TU)	P Mark Hamilton (VU)
PK John Carpenter (WM)	
KR Derrick Joseph (TU)	
PR Dean Marlowe (JMU)	

2012	
First Team	
QB Taylor Heinicke (ODU)	DL Frank Beltre (TU)
RB Kevin Monangai (VU)	DL Chris Burnette (ODU)
RB Terrance West (TU)	DL Rakim Cox (VU)
FB/HB Kendall Gaskins (UR)	DL Antoine Lewis (VU)
WR Ben Edwards (UR)	DL Jared Smith (UNH)
WR R.J. Harris (UNH)	LB Donte Dennis (UM)
WR Nick Mayers (ODU)	LB Matt Evans (UNH)
TE Justin Perillo (UM)	LB Stephon Robertson (JMU)
OL Randall Harris (TU)	LB Paul Worriow (UD)
OL Chris Howley (UM)	CB Eric Loper (VU)
OL Seamus O'Neill (UNH)	CB B.W. Webb (WM)
OL Eric Pike (TU)	S Jordan Dangerfield (TU)
OL Earl Watford (JMU)	S Dean Marlowe (JMU)
PK Jarod Brown (ODU)	S Cooper Taylor (UR)
KR Albert Wilson (GSU)	P Jonathan Plisco (ODU)

PR Ryan Smith (JMU)	
Second Team	
QB Grant Enders (TU)	DL Marlon Johnson (VU)
RB Dae'Quan Scott (JMU)	DL Evan Kelly (UR)
RB Nico Steriti (UNH)	DL Zach Kerr (UD)
FB/HB Brian Barlow (JMU)	DL Romale Tucker (TU)
WR Tre McBride (WM)	LB Devon Bridges (VU)
WR Antonio Vaughan (ODU)	LB Monte Gaddis (TU)
WR Nihja White (UD)	LB Darius McMillan (UR)
TE Kevin Finney (UR)	LB Jabrel Mines (WM)
OL David Born (ODU)	LB Craig Wilkins (ODU)
OL Josh Bucci (VU)	CB Darlos James (UM)
OL Bobby Kennedy (UD)	CB Jordan Love (TU)
OL Mike Salazar (WM)	CB Dontra Peters (UNH)
OL Doug Shaw (TU)	S Manny Asam (UNH)
OL Josh Spearin (UM)	S Brian Thompson (WM)
PK Cameron Starke (JMU)	P Matt Hubbard (GSU)
KR Justin Grant (UR)	
PR B.W. Webb (WM)	
Third Team	
QB John Robertson (VU)	DL Dominique Guinn-Bailey (ODU)
RB Andrew Pierce (UD)	DL Matt Morgan (TU)
RB Donald Russell (GSU)	DL Tyler Snow (JMU)
WR Stephen Barnette (JMU)	DL Nick Zaremba (WM)
WR Brandon Johnson-Farrell (URI)	LB Andrew Bose (URI)
WR Tom Ryan (TU)	LB Luke Rhodes (WM)
WR Norman White (VU)	LB Jeff Williams (UD)
WR Albert Wilson (GSU)	LB Eric Wright (UR)
TE Harold Spears (UNH)	CB Jamaal Bess (URI)
OL Mike Coccia (UNH)	CB Darryl Hamilton (UR)
OL Brandon Heath (UD)	CB Tye Smith (TU)
OL Vince Kowalski (VU)	S Jerome Couplin (WM)
OL Jack Lowney (ODU)	S Jakarie Jackson (JMU)
OL Nick Ritche (UR)	S Joe Sarnese (VU)
OL Chris Zarkoskie (UNH)	P Drake Kuhn (WM)
PK Mike MacArthur (UNH)	P David Skahn (JMU)
KR Derrick Joseph (TU)	
PR Poppy Livers (VU)	

2011	
First Team	
QB Kevin Decker (UNH)	DL Frank Beltre (TU)
RB Jonathan Grimes (WM)	DL D.J. Bryant (JMU)
RB Terrance West (TU)	DL Ronnie Cameron (ODU)
FB/HB Emil Igwenagu (UMass)	DL Brian McNally (UNH)
WR Tre Gray (UR)	LB Matt Evans (UNH)
WR Nick Mayers (ODU)	LB Tyler Holmes (UMass)
WR Maurice McDonald (UM)	LB Stephon Robertson (JMU)
WR Julian Talley (UMass)	LB Craig Wilkins (ODU)
TE Alex Gottlieb (WM)	CB James Pitts (VU)
OL Shea Allard (UD)	CB B.W. Webb (WM)
OL Gino Gradkowski (UD)	S Jordan Dangerfield (TU)
OL Chris Howley (UM)	S Jerron McMillian (UM)
OL James Pagliaro (WM)	P Jonathan Plisco (ODU)
OL Dan Shirey (VU)	
OL Earl Watford (JMU)	
PK Sean Banner (UD)	
KR Jesse Julmiste (UMass)	
PR Trevor Coston (UM)	
Second Team	
QB Warren Smith (UM)	DL Michael Atunrase (UD)
RB Andrew Pierce (UD)	DL Michael Cole (UM)
RB Dae'Quan Scott (JMU)	DL Marcus Hyde (WM)
FB/HB Brian Barlow (JMU)	DL Willie McGinnis (URI)
WR Anthony Baskerville (URI)	LB Vinson Givans (UM)
WR R.J. Harris (UNH)	LB Darius McMillan (UR)
WR Nihja White (UD)	LB Pat Williams (JMU)
TE Justin Perillo (UM)	LB Paul Worriow (UD)
OL Ricky Archer (UNH)	CB Travis Hawkins (UD)
OL Roane Babington (JMU)	CB Eriq Lewis (ODU)



All-Conference History

OL	Jason Foster (URI)	S	Trevor Coston (UM)
OL	Henry Glackin (TU)	S	Brian Thompson (WM)
OL	Rob McDowell (UD)	P	David Skahn (JMU)
OL	Josh Spearin (UM)		
PK	Mike MacArthur (UNH)		
KR	Derrick Joseph (TU)		
PR	Dae'Quan Scott (JMU)		

Third Team

QB	Taylor Heinicke (ODU)	DL	Chris Burnette (ODU)
RB	Pushaun Brown (UM)	DL	Kevin Byrne (UMass)
RB	Jonathan Hernandez (UMass)	DL	Raibonne Charles (UM)
FB/HB	Tyler Wharton (TU)	DL	Lamar Middleton (JMU)
WR	Reid Evans (ODU)	LB	Doug Johnson (URI)
WR	Jesse Julmiste (UMass)	LB	Dillon Lucas (VU)
WR	Kerby Long (JMU)	LB	Perry McIntyre (UMass)
WR	Joey Orlando (UNH)	LB	Jabrel Mines (WM)
TE	Rob Blanchflower (UMass)	CB	Marcus Burley (UD)
OL	Kyle Bogumil (URI)	CB	Kendall James (UM)
OL	Jeremy Hensley (ODU)	S	Dean Marlowe (JMU)
OL	Stephane Milhim (UMass)	S	Colin Pehanick (UR)
OL	Seamus O'Neill (UNH)	P	Mark Hamilton (VU)
OL	Eric Pike (TU)		
OL	Josh Samude (UMass)		
OL	Nick Speller (UMass)		
PK	Jarod Brown (ODU)		
KR	Jonathan Grimes (WM)		
PR	Reid Evans (ODU)		

2010

First Team

QB	Pat Devlin (UD)	DL	Victor Adesanya (URI)
RB	Jonathan Grimes (WM)	DL	Ronnell Brown (JMU)
RB	Andrew Pierce (UD)	DL	Brian McNally (UNH)
FB/HB	Kendall Gaskins (UF)	DL	Martin Parker (UR)
FB/HB	Jimmy Hobson (WM)	LB	Tyler Holmes (UMass)
WR	Terrance Fox (UNH)	LB	Marquis Kirkland (VU)
WR	Tre Gray (UR)	LB	Eric McBride (UR)
WR	Anthony Nelson (UMass)	LB	Terence Thomas (VU)
WR	Norman White (VU)	CB	Justin Rogers (UR)
TE	Alex Gottlieb (WM)	CB	Dino Vasso (UNH)
OL	Brant Clouse (VU)	CB	B.W. Webb (WM)
OL	Gino Gradkowski (UD)	S	Anthony Bratton (UD)
OL	Keith Hill, Jr. (WM)	S	Hugo Souza (UNH)
OL	Ben Ijalana (VU)	P	David Miller (WM)
OL	Greg Niland (UMass)		
PK	Wil Kamin (UR)		
KR	Travis Hurd (URI)		
PR	Justin Rogers (UR)		

Second Team

QB	Chris Whitney (VU)	DL	Siddiq Haynes (UD)
RB	Jonathan Hernandez (UMass)	DL	Marcus Hyde (WM)
RB	Jamal Sullivan (JMU)	DL	Yaky Ibia (TU)
FB/HB	Tyler Wharton (TU)	DL	Michael Stover (WM)
WR	Ryan Moody (WM)	LB	Dante Cook (WM)
WR	Hakeem Moore (TU)	LB	Matt Evans (UNH)
WR	Julian Talley (UMass)	LB	Matt Hansen (URI)
TE	Derek Buttles (UM)	LB	Matt Marcocelle (UD)
OL	Roane Babington (JMU)	CB	Tyrone Grant (UD)
OL	Drew Lachenmayer (UR)	CB	Anthony Walters (UD)
OL	Rob McDowell (UD)	S	Fred Maldonado (VU)
OL	Seth Price (UNH)	S	Jerron McMillian (UM)
OL	Theo Sherman (JMU)	P	Dominic Scarnecchia (VU)
PK	Mike Perry (UD)		
KR	Jonathan Grimes (WM)		
PR	B.W. Webb (WM)		

Third Team

QB	R.J. Toman (UNH)	DL	Michael Atunrase (UD)
RB	Aaron Ball (VU)	DL	Frank Beltre (TU)
RB	John Griffin (UMass)	DL	Antoine Lewis (VU)
RB	Dontra Peters (UNH)	DL	Thomas Weaver (VU)
WR	Anthony Baskerville (URI)	DL	Steve Young (UNH)

WR	Chase Hill (WM)	LB	Donte Blakey (TU)
WR	Derek Session (UM)	LB	Donte Dennis (UM)
TE	Colin Naugle (UD)	LB	Stephon Robertson (JMU)
OL	Shea Allard (UD)	LB	Paul WorriLOW (UD)
OL	Kyle Bogumil (URI)	CB	James Pitts (VU)
OL	Jason Foster (URI)	CB	Jarrod Williams (URI)
OL	Chris Howley (UM)	S	John Dempsey (VU)
OL	James Pagliaro (WM)	S	Darryl Jones (UD)
OL	Dan Shirey (VU)	P	Ed Wagner (UD)
PK	Mike MacArthur (UNH)		
KR	Steven Barker (UM)		
PR	Dae'Quan Scott (JMU)		

2009

First Team

QB	Chris Whitney (VU)	DL	Brandon Gilbeaux (UD)
RB	John Griffin (NU)	DL	Tim Kukucka (VU)
RB	Jonathan Grimes (WM)	DL	Sean Lissimore (WM)
FB/HB	Chris Zardas (UMass)	DL	Arthur Moats (JMU)
WR	Victor Cruz (UMass)	DL	Adrian Tracy (WM)
WR	Mark Duncan (UD)	LB	Luke Bonus (HOF)
WR	Matt Szczur (VU)	LB	Eric McBride (UR)
WR	Landis William (UM)	LB	Collin McConaghy (UR)
TE	Scott Sicko (UNH)	LB	Terence Thomas (VU)
OL	Dorian Brooks (JMU)	CB	Justin Rogers (UR)
OL	Vladimir Ducasse (UMass)	CB	Anthony Walters (UD)
OL	Ben Ijalana (VU)	S	David Caldwell (WM)
OL	Matt McCracken (UR)	S	Charles Graves (UD)
OL	Michael Silva (UR)	S	Jeromy Miles (UMass)
PK	Tom Manning (UNH)	P	David Miller (WM)
KR	Matt Szczur (VU)		
PR	Derek Hatcher (UR)		

Second Team

QB	R.J. Archer (WM)	DL	Sam Daniels (JMU)
RB	Chad Kackert (UNH)	DL	Kyle Harrington (UMass)
RB	Tony Nelson (UMass)	DL	Phil Matusz (VU)
FB/HB	Everette Benjamin (HOF)	DL	Martin Parker (UR)
WR	Kevin Grayson (UR)	LB	Tyler Holmes (UMass)
WR	Brandyn Harvey (VU)	LB	Osayi Osunde (VU)
WR	D.J. McAulay (WM)	LB	Jake Trantin (WM)
WR	Aaron Weaver (HOF)	LB	Sean Ware (UNH)
TE	Rob Varno (WM)	CB	Scotty McGee (JMU)
OL	Tyler Eastman (UM)	CB	Dino Vasso (UNH)
OL	Tom Neill (UNH)	CB	B.W. Webb (WM)
OL	Kevin Newhall (NU)	S	Anthony Bratton (UD)
OL	Corey Nicholson (UD)	S	Terrence Klein (UNH)
OL	C.J. Muse (WM)	P	Tim Edger (URI)
PK	Brian Pate (WM)		
KR	Scotty McGee (JMU)		
PR	Scotty McGee (JMU)		

Third Team

QB	Eric Ward (UR)	DL	Ronnell Brown (JMU)
RB	Aaron Ball (VU)	DL	Brandon Collier (UMass)
RB	Justin Forte (UR)	DL	Kyle Maroney (UNH)
FB/HB	Kendall Gaskins (UR)	DL	Parker Miles (UR)
WR	Tre Gray (UR)	DL	Jordan Stevens (UM)
WR	Shawn Leonard (URI)	DL	Rob Damon (URI)
WR	Rockeed McCarter (JMU)	LB	Donte Dennis (UM)
TE	Mike Caussin (JMU)	LB	Marquis Kirkland (VU)
OL	Brian Brannigan (VU)	LB	Patrick Weldon (UR)
OL	Brant Clouser (VU)	LB	Pat Williams (JMU)
OL	Drew Lachenmayer (UR)	CB	Steven Barker (UM)
OL	Derek Moore (HOF)	CB	Jimmy Pitts (VU)
OL	Theo Sherman (JMU)	S	John Dempsey (VU)
PK	Armando Cuko (UMass)	S	Michael Ireland (UR)
KR	Jonathan Grimes (WM)	P	Ed Wagner (UD)
PR	B.W. Webb (WM)		



All-Conference History

2008	
First Team	
QB Rodney Landers (JMU)	DL Jovan Belcher (UM)
RB Tony Nelson (UMass)	DL Greg Miller (VU)
RB Josh Vaughan (UR)	DL Lawrence Sidbury (UR)
FB/HB Jared Turcotte (UM)	DL Adrian Tracy (WM)
WR Mike Boyle (UNH)	LB Luke Bonus (HOF)
WR Victor Cruz (UMass)	LB Josh Jennings (UMass)
WR Kevin Grayson (UR)	LB Eric McBride (UR)
TE Scott Sicko (UNH)	LB Osayi Osunde (VU)
OL Ryan Canary (UM)	CB Evan McCullough (JMU)
OL Vladimir Ducasse (UMass)	CB Courtney Robinson (UMass)
OL Ben Ijalana (VU)	CB Justin Rogers (UR)
OL Scott Lemn (JMU)	S Charles Graves (UD)
OL Matt McCracken (UR)	S Marcus Haywood (JMU)
PK Brian Pate (WM)	S Jeromy Miles (UMass)
KR Jonathan Grimes (WM)	P Brett Arnold (UMass)
PR Scotty McGee (JMU)	
Second Team	
QB Liam Coen (UMass)	DL Hassan Abdul-Wahid (JMU)
QB R.J. Toman (UNH)	DL Tim Kukucka (VU)
RB Aaron Ball (VU)	DL Sherman Logan (UR)
RB Jonathan Grimes (WM)	DL Matt Marcocelle (UD)
RB Eugene Holloman (JMU)	LB Andrew Downey (UM)
FB/HB John Crone (UR)	LB Matt Hansen (URI)
WR Marcus Lee (TU)	LB Marquis Kirkland (VU)
WR Matt Szczur (VU)	LB Matt Parent (UNH)
WR Aaron Weaver (HOF)	CB Derek Cox (WM)
TE Brian Mandeville (NU)	CB Dino Vasson (UNH)
TE Rob Varno (WM)	S John Clements (UNH)
OL Terrence Apted (JMU)	S Drew Mack (TU)
OL Izzy Bauta (VU)	P Tom Bishop (UNH)
OL Dorian Brooks (JMU)	
OL Josh Droesch (UNH)	
OL Kheon Hendricks (UD)	
OL Michael Silva (UR)	
PK Andrew Howard (UR)	
KR Scotty McGee (JMU)	
PR Derek Hatcher (UR)	
Third Team	
QB Jake Phillips (WM)	DL Dave Dalessandro (VU)
QB Sean Schaefer (TU)	DL Sam Daniels (JMU)
RB Alex Broomfield (NU)	DL Kyle Harrington (UMass)
RB Jhamal Fluellen (UM)	DL Arthur Moats (JMU)
FB/HB Griff Yancey (JMU)	LB Phil Higgins (NU)
WR Phil Atkinson (VU)	LB Jordan Manning (TU)
WR Jeremy Horne (UMass)	LB Collin McConaghy (UR)
WR D.J. McAulay (WM)	LB Josh Rutter (WM)
TE Robbie Agnone (UD)	CB Salim Koroma (VU)
OL Christopher Arnao (UM)	CB Lionel Nixon, Jr. (UM)
OL Brian Brannigan (VU)	S Nate Thellen (NU)
OL Sean Calicchio (UMass)	S Darrel Young (VU)
OL Kevin Newhall (NU)	P David Miller (WM)
OL Theo Sherman (JMU)	
PK Joe Marcoux (VU)	
KR Angelo Babbaro (VU)	
PR Brandon Johnson-Farrell (URI)	

2007	
First Team	
QB Joe Flacco (UD)	DL John Baranowsky (JMU)
QB Ricky Santos (UNH)	DL Jovan Belcher (UM)
RB Omar Cuff (UD)	DL David Burris (UMass)
RB Tim Hightower (UR)	DL Lawrence Sidbury (UR)
RB Maurice Murray (NU)	LB Brian Bradford (TU)
FB/HB Joe Casey (URI)	LB Jason Hatchell (UMass)
WR Keith Levan (UNH)	LB Gian Villante (HOF)
WR Aaron Love (UD)	LB Charles Walker (UMass)
WR J.J. Moore (UMass)	CB Courtney Robinson (UMass)
WR Charles Sullivan (HOF)	CB Sean Smalls (UMass)
TE Matt Sherry (VU)	S Tony LeZotte (JMU)
OL Matt Austin (UMass)	S Jeff Pammer (UNH)

OL Mike Byrne (UD)	P Bryan Giannecchini (URI)
OL Nick Couturier (UNH)	
OL Kheon Hendricks (UD)	
OL Scott Lemn (JMU)	
PK Jon Striefsky (UD)	
KR Justin Rogers (UR)	
PR Anthony Nelson (HOF)	
Second Team	
QB Liam Coen (UMass)	DL Hassan Abdul-Wahid (JMU)
QB Rodney Landers (JMU)	DL Tim Kukucka (VU)
RB Kareem Huggins (HOF)	DL Shemiah LeGrande (HOF)
RB Matt Lawrence (UMass)	DL Ken Sussman (HOF)
FB/HB John Crone (UR)	LB Justin Barnes (JMU)
WR Kevin Grayson (UR)	LB Andrew Downey (UM)
WR Marcus Lee (TU)	LB Husain Karim (UNH)
WR Rasheed Rancher (UMass)	LB Eric McBride (UR)
TE Brian Mandeville (NU)	CB John Clements (UNH)
OL Sean Calicchio (UMass)	CB Ki'Ameer Johnson (URI)
OL Ryan Canary (UM)	CB Evan McCullough (JMU)
OL Matt McCracken (UR)	S David Darby (HOF)
OL Kevin Newhall (NU)	S Stephen Howell (UR)
OL Mark Stolte (URI)	P Tom Bishop (UNH)
PK David Stannard (JMU)	
KR Kareem Huggins (HOF)	
PR Derek Hatcher (UR)	
Third Team	
QB Jake Phillips (WM)	DL Brandon Collier (UMass)
RB Matt Dicken (VU)	DL Bruno Dorismond (UM)
RB Jhamal Fluellen (UM)	DL Matt Marcocelle (UD)
WR L.C. Baker (JMU)	DL Marvin Wright (UNH)
WR Elliott Mack (WM)	LB Stanley Gutierrez (HOF)
WR Kervin Michaud (UD)	LB Collin McConaghy (UR)
TE Scott Sicko (UNH)	LB Joe Mele (NU)
OL Terrence Apted (JMU)	LB Osayi Osunde (VU)
OL Rich Beverley (UD)	CB Derek Cox (WM)
OL Shawn Demaray (UM)	CB Seth Williams (UR)
OL Nick Diana (UMass)	S Drew Mack (TU)
OL Brad Stewart (WM)	S Jeromy Miles (UMass)
PK Chris Koepplin (UMass)	P Jason Pritchard (JMU)
KR Courtney Robinson (UMass)	
PR L.C. Baker (JMU)	

2006	
First Team	
QB Ricky Santos (UNH)	DL Johnny Campbell (UR)
RB Steve Baylark (UMass)	DL Mike DeVito (UM)
RB Eugene Holloman (JMU)	DL Matt King (UM)
FB/HB Joe Casey (URI)	DL Kevin Winston (JMU)
WR David Ball (UNH)	LB Isaiah Dottin-Carter (JMU)
WR Brandon London (UMass)	LB Adam Goloboski (UR)
WR Eric Yancey (TU)	LB Jason Hatchell (UMass)
TE Ben Patrick (UD)	LB Akeem Jordan (JMU)
OL Matt Austin (UMass)	LB Gian Villante (HOF)
OL Jermon Bushrod (TU)	CB Manauris Arias (UM)
OL Corey Davis (JMU)	CB Tracy Belton (UMass)
OL Christian Gaddis (VU)	S Allyn Bacchus (VU)
OL Alex Miller (UMass)	S James Ihedigbo (UMass)
OL Tucker Peterson (UNH)	S Tony LeZotte (JMU)
PK Rob Zarrilli (HOF)	P Christian Koegel (UMass)
KR Rashaad Woodard (UD)	
PR L.C. Baker (JMU)	
Second Team	
QB Justin Rascati (JMU)	DL John Baranowsky (JMU)
RB Elijah Brooks (WM)	DL David Burris (UMass)
RB Arel Gordon (UM)	DL John Hatchell (UMass)
RB Maurice Murray (NU)	DL Chuck Suppon (JMU)
FB/HB DeQueese May (VU)	LB Brad Anderson (UMass)
WR L.C. Baker (JMU)	LB Brian Bradford (TU)
WR Arman Shields (UR)	LB Lance Gray (UR)
WR Shaine Smith (HOF)	LB Chris Ndubueze (WM)
TE Kendrick Ballantyne (NU)	LB Charles Walker (UMass)



All-Conference History

OL	Judd Altman (UR)	CB	Virgil Gray (URI)
OL	Nick Diana (UMass)	CB	David Horton (UR)
OL	Shamel Lewis (URI)	CB	Sean Smalls (UMass)
OL	Cody Morris (WM)	S	Phil Minafield (JMU)
OL	David Thompson (UMass)	S	Daren Stone (UM)
PK	Chris Koeplin (UMass)	P	Bryan Giannecchini (URI)
KR	Courtney Robinson (UMass)		
PR	Raji El-Amin (URI)		

Third Team

QB	Liam Coen (UMass)	DL	Matt Campopiano (NU)
RB	Omar Cuff (UD)	DL	Bruno Dorismond (UM)
RB	Tim Hightower (UR)	DL	Sherman Logan (UR)
FB/HB	Shane Hopkins (NU)	DL	Ken Sussman (HOF)
WR	Keith LeVan (UNH)	DL	John Webb (TU)
WR	Joe Nicholas (WM)	LB	Luke Bonus (HOF)
TE	Brad Listorti (UMass)	LB	Andrew Downey (UM)
OL	Mike Byrne (UD)	LB	Husain Karim (UNH)
OL	Michael Costanzo (VU)	LB	John Wormuth (UM)
OL	Mike Parham (JMU)	CB	John Clements (UNH)
OL	Jed Prisky (HOF)	CB	Richard Orah (NU)
OL	Tim Silver (UR)	S	Lamar Gay (NU)
PK	David Rabil (JMU)	S	Jeff Pammer (UNH)
KR	Ardon Bransford (JMU)	P	Jason Pritchard (JMU)
PR	J.J. Moore (UMass)		

2005

First Team

QB	Ricky Santos (UNH)	DL	Darrell Adams (VU)
RB	Steve Baylark (UMass)	DL	Sherman Logan (UR)
RB	Omar Cuff (UD)	DL	Tom Parks (UD)
FB/HB	Joe Casey (URI)	DL	Keron Williams (UMass)
WR	David Ball (UNH)	DL	Kevin Winston (JMU)
WR	Marques Colston (HOF)	LB	Adam Goloboski (UR)
WR	J.J. Outlaw (VU)	LB	Cole Haley (HOF)
TE	Jonathan Williams (UNH)	LB	Brian Hulea (VU)
OL	Willie Colon (HOF)	LB	Jermaine Walker (UM)
OL	Ryan Gibbons (NU)	CB	Allante Harrison (TU)
OL	Ben Lazarski (UM)	CB	Clint Kent (JMU)
OL	Matt Magerko (JMU)	S	Shannon James (UMass)
OL	Alex Miller (UMass)	S	Tony LeZotte (JMU)
OL	Mike Roseborough (NU)	P	Christian Koegel (UMass)
PK	Rob Zarrilli (HOF)	PR	L.C. Baker (JMU)
KR	David Freeman (UR)		

Second Team

QB	Stacy Tutt (UR)	DL	Stephen Bowen (HOF)
RB	Alvin Banks (JMU)	DL	Isai Bradshaw (JMU)
RB	Elijah Brooks (WM)	DL	Mike DeVito (UM)
RB	Maurice Murray (NU)	DL	Daniel Garay (HOF)
FB/HB	Matt Trinkle (WM)	DL	Derek Stank (UNH)
WR	Andrae Brown (TU)	LB	Jason Hatchell (UMass)
WR	Devale Ellis (HOF)	LB	Akeem Jordan (JMU)
WR	Cory Parks (NU)	LB	John Mulhern (UD)
TE	Adam Bratton (WM)	LB	Serge Tikum (UMass)
OL	Brent Caldwell (UMass)	CB	Stephen Cason (WM)
OL	Corey Davis (JMU)	CB	Corey Graham (UMH)
OL	Shamel Lewis (URI)	S	Allyn Bacchus (VU)
OL	Patrick Mulloy (WM)	S	Jarrold Gomes (UM)
OL	Brian Sims (UD)	P	Chris Radford (UR)
OL	David Sundberg (UNH)	PR	Michael Boyle (UNH)
PK	Greg Kuehn (WM)	KR	Corey Graham (UNH)

Third Team

QB	Anton Clarkson (HOF)	DL	Johnny Campbell (UR)
RB	Terry Crenshaw (HOF)	DL	Edward Greene (HOF)
RB	Maurice Fenner (JMU)	DL	Dan Mangiero (UR)
RB	Nick Williams (TU)	DL	Adam O'Connor (WM)
WR	Arel Gordon (UM)	LB	Brian Bradford (TU)
WR	Brandon London (UMass)	LB	Lance Gray (UR)
WR	Kevin McMahan (UM)	LB	Joe Mele (NU)
TE	Casime Harris (JMU)	LB	Jamil Young (NU)
OL	Judd Altman (UR)	CB	Rodney Badger (VU)
OL	Jermon Bushrod (TU)	CB	Daren Stone (UM)

OL	Christian Gaddis (VU)
OL	Cody Morris (WM)
OL	Tucker Peterson (UNH)
OL	Jed Prisky (HOF)
OL	Joe Ripple (TU)
PK	Connor McCormick (UNH)

S	Baron Flenory (UNH)
S	James Ihedigbo (UMass)
P	Adam James (VU)
PR	Aaron Love (UD)
KR	Rashaad Woodard (UD)

2004

First Team

QB	Lang Campbell (WM)	DL	Darrell Adams (VU)
RB	Steve Baylark (UMass)	DL	Jamil Butler (VU)
RB	Marcus Williams (UM)	DL	Chris Mooney (UD)
WR	David Ball (UNH)	DL	Tom Parks (UD)
WR	Cory Parks (NU)	DL	George Peterson (UNH)
TE	Jonathan Williams (UNH)	LB	Mondoe Davis (UD)
OL	Dustin Bayer (URI)	LB	Liam Ezekiel (NU)
OL	Adam Bourget (NU)	LB	Brian Hulea (VU)
OL	Trip DelCampo (UD)	LB	Kwynn Walton (JMU)
OL	Rob Kane (UMass)	DB	Sidney Haugabrook (UD)
OL	Ben Lazarski (UM)	DB	Shannon James (UMass)
OL	Matt Magerko (JMU)	DB	Tony LeZotte (JMU)
PK	Greg Kuehn (WM)	DB	Brandon McGowan (UM)
KR	Arel Gordon (UM)	DB	P.D. Moore (TU)
KR	Sidney Haugabrook (UD)	P	Mike Mellow (UM)
PR	Sidney Haugabrook (UD)		

Second Team

QB	Ricky Santos (UNH)	DL	James Abosi (NU)
RB	Terry Butler (VU)	DL	Clifton Coker (UR)
RB	Jason Ham (URI)	DL	Adam O'Connor (WM)
WR	Devale Ellis (HOF)	DL	Terence Taylor (VU)
WR	Dominique Thompson (WM)	LB	Teddy Gibbons (URI)
TE	Josh Radulski (UM)	LB	Trey Townsend (JMU)
OL	Willie Colon (HOF)	LB	Gian Villante (HOF)
OL	Christian Leibl-Cote (UNH)	LB	Jermaine Walker (UM)
OL	Cody Morris (WM)	DB	Tracy Belton (UMass)
OL	Pat O'Brien (HOF)	DB	Stephen Cason (WM)
OL	Mike Roseborough (NU)	DB	Rodney McCarter (JMU)
PK	Chris Onorato (HOF)	DB	Gavin Potter (NU)
KR	David Bailey (UNH)	DB	Cortez Thompson (JMU)
PR	Cortez Thompson (JMU)	P	Christian Koegel (UMass)

Third Team

QB	Shawn Brady (NU)	DL	Frank Cobbs (JMU)
RB	David Freeman (UR)	DL	Mike Collier (TU)
RB	Jon Smith (WM)	DL	Daniel Garay (HOF)
WR	David Boler (UD)	DL	Keron Williams (UMass)
WR	J.J. Outlaw (VU)	LB	Adam Goloboski (UR)
WR	Christian Pereira (UM)	LB	Lance Gray (UR)
TE	Tom Ridley (JMU)	LB	Cole Haley (HOF)
OL	Jermon Bushrod (TU)	LB	Chris Ndubueze (WM)
OL	Tim Carignan (UNH)	DB	Corey Graham (UNH)
OL	Ryan Gibbons (NU)	DB	Allante Harrison (TU)
OL	Mike LeConte (UM)	DB	Jeremy Morgan (VU)
OL	Brandon Wenz (URI)	DB	Aaron Thomas (UNH)
PK	David Rabil (JMU)	P	Mike Mesi (WM)
KR	Will Marcus (TU)		
PR	David Bailey (UNH)		

2003

First Team

QB	Andy Hall (UD)	DL	Darrell Adams (VU)
RB	Tim Gale (NU)	DL	Valdamar Brower (UM)
RB	Marcus Williams (UM)	DL	Shawn Johnson (UD)
WR	Rich Musinski (WM)	DL	Jerame Southern (JMU)
WR	J.J. Outlaw (VU)	LB	Jeremy Cain (UM)
TE	Matt Chila (VU)	LB	Liam Ezekiel (NU)
OL	Adam Bourget (NU)	LB	Brian Hulea (VU)
OL	Mike Finn (VU)	LB	Renauld Williams (HOF)
OL	Jason Nerys (UD)	DB	Anton McKenzie (UMass)
OL	Pete Richardson (UM)	DB	Anthony Nolen (NU)
OL	Joe Wilson (UR)	DB	Billy Parker (WM)
PK	Shane Laisle (URI)	DB	Raymond Ventrone (VU)



All-Conference History

RS	Wendall Williams (URI)	P	Nick Englehart (JMU)
Second Team			
QB	Jeff Krohn (UMass)	DL	James Abosi (NU)
RB	Steve Baylark (UMass)	DL	Jamil Butler (VU)
RB	Germaine Bennett (UD)	DL	Dennis Dottin-Carter (UM)
WR	Ricky Bryant (HOF)	DL	Chris Mooney (UD)
WR	Jason Peebler (UMass)	DL	George Peterson (UNH)
TE	Dante Fusco (UM)	LB	Paul Carpenter (WM)
OL	Brian Barbato (UNH)	LB	Mondoe Davis (UD)
OL	Dustin Bayer (URI)	LB	Mark Kimener (UMass)
OL	Rob Kane (UMass)	LB	Dennard Melton (JMU)
OL	Mike LeConte (UM)	LB	Chris Robinson (UNH)
OL	Steve Stocki (WM)	DB	Marques Bobo (WM)
PK	Miro Kesic (NU)	DB	Clarence Curry (VU)
PK	Greg Kuehn (WM)	DB	Sidney Haugabrook (UD)
RS	David Bailey (UNH)	DB	Brandon McGowan (UM)
		P	Tyler Grogan (NU)

Third Team			
QB	Lang Campbell (WM)	DL	Colin Christopher (UMass)
QB	Mike Granieri (UNH)	DL	Dan Joslyn (UM)
RB	Terry Butler (VU)	DL	Pat Pa'u (UM)
RB	Jason Ham (URI)	DL	Terence Taylor (VU)
WR	Cory Parks (NU)	LB	Teddy Gibbons (URI)
WR	Christian Pereira (UM)	LB	Fred Lazo (UM)
TE	Rick Lavelle (UD)	LB	Travis McLaurin (WM)
OL	Trip DelCampo (UD)	LB	Mike Ziccardi (UMass)
OL	Ryan Gibbons (NU)	DB	Mike Adams (UD)
OL	Jon Hart (UNH)	DB	Shannon James (UMass)
OL	Edgar Puzio (URI)	DB	Jeremiah Mason (NU)
OL	Jason Saks (VU)	DB	Rodney McCarter (JMU)
PK	Brad Shushman (UD)	P	Mike Mesi (WM)
RS	Moe Gibson (VU)		

2002

First Team			
QB	Brett Gordon (VU)	DL	Steve Anzalone (NU)
RB	Tim Gale (NU)	DL	Steve Boyer (UR)
RB	Stephan Lewis (UNH)	DL	Dennis Dottin-Carter (UM)
WR	Rich Musinski (WM)	DL	Joe Minucci (UD)
WR	Adrian Zullo (UMass)	DL	Jerame Southern (JMU)
TE	Matt Chila (VU)	LB	Stephen Cooper (UM)
OL	Dwight Beard (WM)	LB	Liam Ezekiel (NU)
OL	Mike Brigandi (HOF)	LB	Dan Mulhern (UD)
OL	John McDonald (NU)	LB	Mark Thompson (UR)
OL	Maikel Miret (UM)	LB	Renauld Williams (HOF)
OL	Joe Wilson (UR)	DB	David Cusano (UM)
PK	Miro Kesic (NU)	DB	Billy Parker (WM)
PK	Shane Laisle (URI)	DB	Ramon Richeson (UR)
RS	Mike Connelly (JMU)	DB	Art Smith (NU)
DB	Ricardo Walker (UD)	P	David Sanger (UMass)

Second Team			
QB	Dave Corley, Jr. (WM)	DL	Valdamar Brower (UMass)
RB	R.J. Cobbs (UMass)	DL	Brendan Curry (UM)
RB	Marcus Williams (UM)	DL	Marc Hayes (URI)
WR	Boyd Ouden (UR)	DL	Richard Hicks (JMU)
WR	Brian White (VU)	LB	Adrian Archie (UR)
TE	Corey Paxton (WM)	LB	Jeremy Cain (UMass)
OL	Matt Hammond (UM)	LB	Adam Walter (NU)
OL	Jason Nerys (UD)	LB	Mohammed Yousofi (WM)
OL	Tom Olivo (NU)	DB	Kurt Abrams (NU)
OL	Pete Richardson (UM)	DB	Sidney Haugabrook (UD)
OL	Leon Steinfeld (JMU)	DB	Robert Thomas (HOF)
PK	Greg Kuehn (WM)	DB	Czar Wiley (UNH)
RS	Wendall Williams (URI)	P	Shane Laisle (URI)

Third Team			
QB	Jake Eaton (UM)	DL	Shaun Kinsley (HOF)
RB	Rondell Bradley (JMU)	DL	Shaka Martin (URI)
RB	Jon Smith (WM)	DL	Terence Taylor (VU)
WR	Ricky Bryant (HOF)	DL	Marcus Washington (WM)
WR	Alan Harrison (JMU)	LB	Paul Carpenter (WM)
TE	Rick Lavelle (UD)	LB	Brian Hulea (VU)

OL	Brian Barbato (UNH)	LB	Dennard Melton (JMU)
OL	Adam Bourget (NU)	LB	Jamison Young (VU)
OL	Mike Finn (VU)	DB	Marques Bobo (WM)
OL	Ray Loffredo (WM)	DB	Gary Johnson (VU)
OL	Sean McCarthy (VU)	DB	Anton McKenzie (UMass)
PK	Doug White (UMass)	DB	Justin Ruffin (JMU)
RS	Ricardo Walker (UD)	P	Ryan Bleiler (UD)

2001

First Team			
QB	Rocky Butler (HOF)	DL	Valdamar Brower (UMass)
RB	Brian Westbrook (VU)	DL	Ryan Fletcher (HOF)
RB	L.J. McKanas (NU)	DL	Josh Spraker (UR)
WR	Rich Musinski (WM)	DL	Jonathan Wilfong (UR)
WR	Kahmal Roy (HOF)	LB	Stephen Cooper (UM)
TE	Chad Hayes (UM)	LB	Derrick Lloyd (JMU)
OL	Eamonn Allen (VU)	LB	Dan Mulhern (UD)
OL	Jason Ball (UNH)	LB	Derick Pack (JMU)
OL	Dwight Beard (WM)	DB	T.J. Hill (NU)
OL	Mike Brigandi (HOF)	DB	Jeremy Robinson (UMass)
OL	Dan Zorger (HOF)	DB	Doug Shanahan (HOF)
PK	Casey Hannon (VU)	DB	Lance Small (URI)
RS	Lennard Byrd (UM)	P	David Sanger (UM)

Second Team			
QB	Dave Corley, Jr. (WM)	DL	Steve Anzalone (NU)
RB	Royston English (UM)	DL	Marc Hayes (URI)
RB	Stephan Lewis (UNH)	DL	Kwesi Solomon (VU)
WR	Charlie Adams (HOF)	DL	Chris Stahl (UM)
WR	Jamin Elliott (UD)	LB	Todd DeLamielleure (HOF)
TE	Matt Chila (VU)	LB	Darrell Edmonds (UD)
OL	John Ahern (UD)	LB	Marty Magerko (WM)
OL	Jim Bode (NU)	LB	Paul Picciotti (URI)
OL	Ken Farrar (UR)	DB	Chad Blackstock (UR)
OL	Rich Holzer (HOF)	DB	Jason Hill (UR)
OL	Shane Vergari (URI)	DB	Art Smith (NU)
K	Mike Nagelin (WM)	DB	Chuck Wesley (URI)
RS	Rich Musinski (WM)	P	Chris Steiner (UD)

Third Team			
QB	Brett Gordon (VU)	DL	Femi Ayi (UD)
RB	Trevor Dimmie (HOF)	DL	Brendan Curry (UM)
RB	David Jamison (URI)	DL	Richard Hicks (JMU)
WR	Stefan Gomes (UM)	DL	Chad Richards (WM)
WR	Murle Sango (VU)	LB	Adrian Archie (UR)
TE	Brandon Johnson (WM)	LB	Liam Ezekiel (NU)
OL	Zack Magliaro (UM)	LB	Mark Thompson (UR)
OL	David Pustynik (UR)	LB	Jamison Young (VU)
OL	Rob Richardson (VU)	DB	Marques Bobo (WM)
OL	Scott Thompkins (WM)	DB	David Cusano (UM)
OL	Joe Wilson (UR)	DB	Sidney Haugabrook (UD)
K	Burke George (JMU)	DB	Ricardo Walker (UD)
RS	Lance Small (URI)	P	Chris Birch (VU)

2000

First Team			
QB	Matt Nagy (UD)	DL	Mike Cecere (UD)
RB	Brian Westbrook (VU)	DL	Chris Morant (JMU)
RB	Marcel Shipp (UMass)	DL	Josh Spraker (UR)
WR	Jamin Elliott (UD)	DL	Raheem Walker (WM)
WR	Dave Klemic (NU)	LB	Kole Ayi (UMass)
TE	Chad Hayes (UM)	LB	Brett Bashaw (UNH)
OL	Eric Beatty (UR)	LB	Brian McKenna (UD)
OL	Jeff Fiss (UD)	LB	Derick Pack (JMU)
OL	Jason Inskip (JMU)	DB	Ron Atkins (JMU)
OL	Matt Mazefsky (WM)	DB	T.J. Hill (NU)
OL	Chris Phipps (UD)	DB	Jeremy Robinson (UMass)
RS	Brian Westbrook (VU)	DB	Brian Smith (UMass)
PK	Brett Sterba (WM)	P	Todd Jagoutz (UM)

Second Team			
QB	Brett Gordon (VU)	DL	Femi Ayi (UD)
RB	Craig Cummings (UD)	DL	Ulrick Edmonds (JMU)
RB	Stephan Lewis (UNH)	DL	Chris Stahl (WM)





All-Conference History

WR	Chris Rosier (WM)	DL	Fearon Wright (URI)
WR	Dwayne Wilmot (UM)	LB	Todd Greineder (WM)
TE	Michael Millard (UR)	LB	Mac Janney (UR)
OL	Jason Ball (UNH)	LB	Derrick Lloyd (JMU)
OL	Stan Bennett (VU)	LB	Dan Mulhern (UD)
OL	Joe Frawley (UMass)	DB	Jimmy Cerminaro (WM)
OL	Ryan Ward (UNH)	DB	Mark Coates (JMU)
OL	Al Willis (UNH)	DB	Mike Furline (UD)
RS	Delvin Joyce (JMU)	DB	Lance Small (URI)
PK	Scott Collins (UD)	P	Chris Steiner (UD)

Third Team

QB	Dave Corley, Jr. (WM)	DL	Marc Hayes (URI)
RB	David Jamison (URI)	DL	David Lewandoski (UR)
RB	TyRonne Turner (UR)	DL	Dan Schneider (UM)
WR	Phil McGeoghan (UM)	DL	Kwesi Solomon (VU)
WR	Kamau Peterson (UNH)	LB	Darrell Edmonds (UD)
TE	Greg Penecale (UD)	LB	Mark Thompson (UR)
OL	John Ahern (UD)	LB	Mohammed Youssofi (WM)
OL	Jeff Dodge (UD)	LB	Paul Picciotti (URI)
OL	Murray Douglas (JMU)	DB	Chad Blackstock (UR)
OL	Ken Farrar (UR)	DB	Harold Hill (UR)
OL	Kyle Porter (NU)	DB	Eric Mitchell (UNH)
RS	Brett Veach (UD)	DB	Marc Zlotek (URI)
PK	Todd Jagoutz (UM)	P	Chris Birch (VU)

1999

First Team

QB	Chris Boden (VU)	DL	Mike Cecere (UD)
RB	Curtis Keaton (JMU)	DL	Chris Morant (JMU)
RB	Marcel Shipp (UMass)	DL	Jojo Oliphant (UM)
WR	Murle Sango (VU)	DL	Kwesi Solomon (VU)
WR	Adrian Zullo (UMass)	LB	Kole Ayi (UMass)
TE	Sean Higgins (UMass)	LB	Mike Luckie (JMU)
OL	Eric Beatty (UR)	LB	Brian McKenna (UD)
OL	Jeff Hayes (UNH)	LB	Derick Pack (JMU)
OL	Ryan Knight (VU)	DB	Ron Atkins (JMU)
OL	Dee Shropshire (JMU)	DB	Aaron Dashiell (UM)
OL	Jim Stull (UD)	DB	Jeremy Robinson (UMass)
RS	Delvin Joyce (JMU)	DB	Jerard White (UMass)
PK	Brett Sterba (WM)	P	Mike Leach (WM)

Second Team

QB	Todd Bankhead (UMass)	DL	Chad Cook (UC)
RB	Dan Curran (UNH)	DL	Aaron Parker (UMass)
RB	Butter Pressey (UD)	DL	Jason Parmer (JMU)
WR	Dave Conklin (WM)	DL	Justin Solomon (WM)
WR	J. Washington (UNH)	LB	Matt Dawson (UMass)
TE	Joe Kavanaugh (VU)	LB	Zach Falconer (NU)
OL	Stan Bennett (VU)	LB	Paris Lenon (UR)
OL	Jeff Fiss (UD)	LB	Shaun Lyons (VU)
OL	Jason Inskeep (JMU)	DB	Mike Beverly (WM)
OL	Chris Morris (WM)	DB	Hezekiah Lewis (VU)
OL	Mike Wynne (UMass)	DB	Khari Reynolds (WM)
RS	Jordan Younger (UC)	DB	Lance Small (URI)
PK	Casey Hannon (VU)	P	Mike Morelli (UC)

Third Team

QB	Jimmie Miles (UR)	DL	Ulrick Edmonds (JMU)
RB	Ducarmel Augustin (VU)	DL	Connor Marsden (UR)
RB	Dan Krieder (UNH)	DL	Chris Price (UMass)
WR	Dave Klemic (NU)	DL	Chris Stahl (WM)
WR	Muneer Moore (UR)	LB	Brett Bashaw (UNH)
TE	Matt Davis (UR)	LB	David Heckard (VU)
OL	Bert Horsley (UR)	LB	Mac Janney (UR)
OL	Matt Mazefsky (WM)	LB	Paul Picciotti (URI)
OL	Rob Milani (URI)	DB	Chris Anderson (UR)
OL	Chris Phipps (UD)	DB	Tyrone Bowden (UD)
OL	Ryan Ward (UNH)	DB	DeLonne Kelly (VU)
RS	Lennard Byrd (UM)	DB	Wade Rowcliffe (UNH)
PK	Mike Glover (JMU)	P	Mike Glover (JMU)

First Team

QB	Mike Cook (WM)
RB	Jerry Azumah (UNH)
RB	Marcel Shipp (UMass)
WR	Eddie Conti (UD)
WR	Brian Westbrook (VU)
TE	Kerry Taylor (UMass)
OL	Brian Cook (UD)
OL	Walter Jones (UNH)
OL	Eric King (UR)
OL	Pat Sheehan (UM)
OL	Greg Whirley, Jr. (WM)
RS	Brian Westbrook (VU)
PK	Matt Walker (URI)

Second Team

QB	Todd Bankhead (UMass)
RB	James Jenkins (URI)
RB	Curtis Keaton (JMU)
WR	Dave Klemic (NU)
WR	Jimmy Moore (UMass)
TE	Mike Leach (WM)
OL	Dennis Callaghan (UC)
OL	Joe Douglas (UR)
OL	Deyate Hagood (UMass)
OL	Ryan Knight (VU)
OL	Greg Krause (UNH)
RS	Eddie Conti (UD)
PK	Casey Hannon (VU)

Third Team

QB	Matt Nagy (UD)
RB	Hameen Ali (WM)
RB	Jasper Pendergrass (UR)
WR	Carl Bond (UC)
WR	Drew O'Connor (UM)
TE	Jeff Tripp (UNH)
OL	Eric Beatty (UR)
OL	Keith Cregan (UD)
OL	Jeff Hayes (UNH)
OL	Seth Huber (NU)
OL	Sean Reid (WM)
RS	Darrick Brown (UM)
PK	Brett Sterba (WM)

First Team

QB	Chris Boden (VU)
RB	Jerry Azumah (UNH)
RB	Roger Harriott (BU)
WR	Courtney Batts (UD)
WR	Brian Finneran (VU)
TE	Rahmaan Streater (UR)
OL	TaVarr Closs (UC)
OL	Pat Downey (UNH)
OL	Travis Raitt (BU)
OL	Dan Rossetini (WM)
OL	Mike White (UNH)
RS	Delvin Joyce (JMU)
PK	Brian Shallcross (WM)

Second Team

QB	Jim Murphy (NU)
RB	Dave Edmundson (NU)
RB	Alvin Porch (WM)
WR	Carl Bond (UC)
WR	Rameek Wright (UM)
TE	Kerry Taylor (UMass)
OL	Brian Cook (UD)
OL	Mike Flanigan (UD)
OL	George Freiburger (VU)
OL	Pat Sheehan (UM)

1998

DL	Matt Crispino (UNH)
DL	Frank Ferrara (URI)
DL	Marc Megna (UR)
DL	Raheem Walker (WM)
LB	Steve Kives (NU)
LB	Paris Lenon (UR)
LB	Khari Samuel (UMass)
LB	Miguel Viera (URI)
DB	Tony Booth (JMU)
DB	Aaron Dashiell (UM)
DB	Andre Dixon (NU)
DB	Winston October (UR)
P	Mike Leach (WM)

DL	Chris Machovina (VU)
DL	Jojo Oliphant (UM)
DL	Jason Tenner (VU)
DL	Doug Tillberg (NU)
LB	Kole Ayi (UMass)
LB	Zach Falconer (NU)
LB	Brian McKenna (UD)
LB	Lamont Watson (SU)
DB	Chris Anderson (UR)
DB	Ron Iannotti (URI)
DB	Hezekiah Lewis (VU)
DB	Jordan Younger (UC)
P	Chris Wright (JMU)

DL	Mike Cecere (UD)
DL	Chris Morant (JMU)
DL	Khalid Riley (UC)
DL	Bryan Soltes (UD)
LB	Brian Hayden (NU)
LB	Mac Janney (UR)
LB	Shaun Lyons (VU)
LB	Brett Naccara (UM)
DB	Jeff DeLucia (UC)
DB	Dale Koscielski (UD)
DB	Eric Lewis (UM)
DB	Wade Rowcliffe (UNH)
P	Andrew Maclay (UMass)

1997

DL	Luke Cullinane (WM)
DL	Marc Megna (UR)
DL	Lloyd Nugent (NU)
DL	Jason Tenner (VU)
LB	Shawn Barber (UR)
LB	Steve Kives (NU)
LB	Brian Smith (UD)
LB	Jude Waddy (WM)
DB	Tony Booth (JMU)
DB	Derek Carter (UM)
DB	Dorrell Green (UD)
DB	Ron Harrison (WM)
P	Brad Costello (BU)

DL	Pete Coyne (WM)
DL	Matt Crispino (UNH)
DL	Rob Hyman (UD)
DL	Steve Quander (UR)
LB	Ralph D'Angelo (UD)
LB	Zach Falconer (NU)
LB	Khari Samuel (UMass)
LB	Miguel Viera (URI)
DB	Andre Dixon (NU)
DB	Lamont Neal (UR)



All-Conference History

OL	Greg Whirley, Jr. (WM)	DB	Winston October (UR)
RS	Courtney Batts (UD)	DB	Leroy Robinson (NU)
PK	Mark Kiefer (VU)	P	Nelson Garner (JMU)
Third Team			
QB	Mickey Fein (UM)	DL	Mike Cecere (UD)
RB	James Jenkins (URI)	DL	Richard Clough (UNH)
RB	Recolon Jump (UC)	DL	LaJohn Jones (URI)
WR	Josh Dolbin (VU)	DL	Chris Machovina (VU)
WR	David Smith (NU)	LB	Denis Hulme (UD)
TE	Jeff Tripp (UNH)	LB	Brad Keatley (UC)
OL	Seth Huber (NU)	LB	Shaun Lyons (VU)
OL	Walter Jones (UNH)	LB	Lateef O'Connor (UM)
OL	Ryan Knight (VU)	DB	Chris Anderson (UR)
OL	Nelson Martinez (URI)	DB	Kendrick Ashton, Jr. (WM)
OL	Mitch McCrimmon (VU)	DB	Sean McDermott (WM)
RS	Darrick Brown (UM)	DB	Shannon Riley (VU)
PK	Nelson Garner (JMU)	P	Jason Christopher (URI)

1996

First Team			
QB	Mike Cook (WM)	DL	Mike Bertoni (WM)
RB	Jerry Azumah (UNH)	DL	Art Blanchard (UR)
RB	Alvin Porch (WM)	DL	Luke Cullinane (WM)
WR	Macey Brooks (JMU)	DL	Mark Hondru (UD)
WR	Brian Finneran (VU)	LB	Shawn Barber (UR)
TE	Ed Perry (JMU)	LB	Romande Carter (UNH)
OL	Josh Beyer (WM)	LB	Justin Riemer (UMass)
OL	TaVarr Closs (UC)	LB	Brian Smith (UD)
OL	Jerome Daniels (NU)	DB	Kenny Bailey (UD)
OL	Mike Flynn (UM)	DB	Dorrell Green (UD)
OL	Chris Kumpon (UD)	DB	Lamont Neal (UR)
RS	Jay Jones (JMU)	DB	Darren Sharper (WM)
PK	Mark Kiefer (VU)	P	Brad Costello (BU)

Second Team			
QB	Clint Park (VU)	DL	Frank Ferrara (URI)
RB	Bob Jameson (UM)	DL	Brian Giamo (WM)
RB	James Jenkins (URI)	DL	Marc Megna (UR)
WR	Eddie Conti (UD)	DL	Todd Williamson (UM)
WR	Rameek Wright (UM)	LB	Steve Kives (NU)
TE	Anthony McKinney (UC)	LB	Mike McGowan (WM)
OL	Jon Cole (UNH)	LB	Stefon Moody (WM)
OL	Dan Markowski (UMass)	LB	Jude Waddy (WM)
OL	Matt McKnight (VU)	DB	Derek Carter (UM)
OL	Dan Rossetini (WM)	DB	Deon Jackson (VU)
OL	Tim Stone (UNH)	DB	David Lee (JMU)
RS	Calvin Jones (UNH)	DB	Leroy Robinson (NU)
PK	John Coursey (JMU)	P	Nelson Garner (JMU)

Third Team			
QB	Chris Bresnahan (UNH)	DL	Peter Coyne (WM)
RB	Jeff Reale (NU)	DL	Steve Quander (UR)
RB	Minoso Rodgers (UR)	DL	James Rushton (UNH)
WR	Jay Jones (JMU)	DL	Will Santi (URI)
WR	Dak Newton (UC)	LB	Peter Christopher (UNH)
TE	Erik Henry (UMass)	LB	Curtis Dunaway (VU)
OL	Matt Alegi (UMass)	LB	Khari Samuel (UMass)
OL	Jim Bailey (NU)	LB	Keith Thomas (BU)
OL	Baran Johnson (UC)	DB	Kory Blackwell (UMass)
OL	Chris Okano (VU)	DB	Winston October (UR)
OL	Mark Shalala (UMass)	DB	Shannon Riley (VU)
RS	Eddie Conti (UD)	DB	John Stein (JMU)
PK	Chris Binder (UM)	P	Mike White (UR)

1995

First Team			
QB	Leo Hamlett (UD)	DL	Lou D'Agostino (URI)
RB	Derek Fitzgerald (WM)	DL	Mike Foley (UNH)
RB	Rene Ingoglia (UMass)	DL	Ray Lyons (UNH)
WR	Bobby Apgar (URI)	DL	Brian Smith (URI)
WR	Ed Mantie (BU)	LB	Ralph D'Angelo (UD)
TE	Ed Perry (JMU)	LB	Bryan Leibrand (UR)
OL	Steve Archibald (UD)	LB	Jason Miller (WM)

OL	Josh Beyer (WM)	LB	Justin Riemer (UMass)
OL	Steve Stinson (UM)	DB	Curtis Dunaway (VU)
OL	Shannon Trostle (UD)	DB	Dorrell Green (UD)
OL	Pat Walsh (UC)	DB	Breon Parker (UMass)
RS	Cy Butler (URI)	DB	Darren Sharper (WM)
PK	John Coursey (JMU)	P	Andre Seoldo (NU)

Second Team			
QB	Mike Cawley (JMU)	DL	Art Blanchard (UR)
RB	Andre Pam (UM)	DL	Matt Crispino (UNH)
RB	Tory Taylor (UC)	DL	Mark Hondru (UD)
WR	Courtney Batts (UD)	DL	Jim Simpkins (WM)
WR	Jay Jones (JMU)	LB	Jared Elwell (URI)
TE	Jeff Tamulski (UNH)	LB	Larry McSeed (UD)
OL	Matt Alegi (UMass)	LB	Stefon Moody (WM)
OL	Chris Bourdon (UNH)	LB	Reggie Thornton (NU)
OL	Dan Markowski (UMass)	DB	Kenny Bailey (UD)
OL	Brent Secrist (JMU)	DB	Derek Carter (UM)
OL	Charlie White (WM)	DB	Rob McCoy (UNH)
RS	Eddie Conti (UD)	DB	Quincy Waller (JMU)
PK	David DeArmas (UC)	P	David DeArmas (UC)

Third Team			
QB	Chris Hixon (URI)	DL	Pete Coyne (WM)
RB	Frank Alessio (UMass)	DL	Brian Gleason (UC)
RB	Troy Keen (WM)	DL	Lamont Gooding (JMU)
WR	Cy Butler (URI)	DL	Mike Howard (JMU)
WR	Terry Hammons (WM)	LB	Alonzo Bowler (JMU)
TE	Anthony McKinney (UC)	LB	A.J. Burawski (VU)
OL	David Bailey (JMU)	LB	LaJhon Jones (URI)
OL	TaVarr Closs (UC)	LB	Jude Waddy (WM)
OL	Jerome Daniels (NU)	DB	Mark Hopkins (NU)
OL	Pat Downey (UNH)	DB	Monte Nowden (UC)
OL	Mike Flynn (UM)	DB	Winston October (UR)
RS	Mark McCain (WM)	DB	Chris Orlando (URI)
PK	Brian Shallcross (WM)	P	Nelson Garner (JMU)

1994

First Team			
QB	Robert Dougherty (BU)	DL	Ben Albert (UMass)
RB	Daryl Brown (UD)	DL	Brian Corcoran (UMass)
RB	Rene Ingoglia (UMass)	DL	Joe Fleming (UNH)
TE	Ed Perry (JMU)	DL	Mike Foley (UNH)
WR	Bobby Apgar (URI)	LB	Warren Armes (UNH)
WR	Carnell Henderson (BU)	LB	David Atwood (NU)
OL	Sherrard Joseph (UC)	LB	Tyrone Frazier (VU)
OL	Andre Maksimow (BU)	LB	Paul Zenkert (UC)
OL	Mike Pedone (BU)	DB	Jim Concannon (UNH)
OL	Jose Ramirez (VU)	DB	Chris Helon (BU)
OL	Joe Sabella (UMass)	DB	John May (BU)
RS	Dwight Robinson (JMU)	DB	Darren Sharper (WM)
PK	John Coursey (JMU)	P	David DeArmas (UC)

Second Team			
QB	Shawn Knight (WM)	DL	Art Blanchard (UR)
RB	Troy Keen (WM)	DL	Lou D'Agostino (URI)
RB	Avrom Smith (UNH)	DL	John Schaefer (BU)
WR	Brian Finneran (VU)	DL	Tyrone Washington (JMU)
WR	Mike Tomlin (WM)	LB	Greg Applewhite (WM)
TE	Rob Higbee (UD)	LB	Andrew Brennan (BU)
OL	Josh Beyer (WM)	LB	Andy Cobaugh (VU)
OL	Chris Bourdon (UNH)	LB	Ray Geoffroy (UR)
OL	Tim Foley (BU)	DB	Maurice Glenn (UR)
OL	Matt Gibby (UNH)	DB	Breon Parker (UMass)
OL	Steve Stinson (UM)	DB	Dwight Robinson (JMU)
RS	Calvin Jones (UNH)	DB	Tony Williams (UMass)
PK	Skip Thomas (URI)	P	Bobby St. Pierre (UR)

Third Team			
QB	Mike Cawley (JMU)	DL	Chris Curtis (VU)
RB	Kelvin Jeter (JMU)	DL	Marcus Cuttino (JMU)
RB	Uly Scott (UR)	DL	Pat Mulhern (UD)
WR	Macey Brooks (JMU)	DL	Julius Williams (JMU)
WR	Cy Butler (URI)	LB	Clint Dunn (JMU)
TE	Jeff Tamulski (UNH)	LB	Ako Stafford (UM)





All-Conference History

OL	David Bailey (JMU)	LB	Jude Waddy (WM)
OL	Keith Novak (UNH)	LB	Roger Kotlarz (UMass)
OL	Brent Secrist (JMU)	DB	Rob McCoy (UNH)
OL	Matt Smith (UD)	DB	Greg Mikell (UM)
OL	Shannon Trostle (UD)	DB	Pablo Rodriguez (BU)
RS	John May (BU)	DB	Jason Seapker (NU)
PK	David DeArmas (UC)	P	Frank Venezia (VU)

1993

First Team

QB	Robert Dougherty (BU)	DL	Brian Corcoran (UMass)
RB	Wilbur Gilliard (UC)	DL	Matt Joyce (UR)
RB	Daryl Brown (UD)	DL	Matt Morrill (UD)
WR	David Gamble (UNH)	DL	Craig Staub (WM)
WR	David McLeod (JMU)	LB	Scott Assensoa (UMass)
TE	Tom Bachonski (UC)	LB	Paul Duckworth (UC)
OL	Bill Durkin (UMass)	LB	Marc Fauci (BU)
OL	Phil Hallard (UMass)	LB	Mario Perry (UMass)
OL	Andy LeBlanc (UMass)	DB	Jim Concannon (UNH)
OL	Wally Vale (WM)	DB	Maurice Glenn (UR)
OL	Tom Walters (WM)	DB	Chris Helon (BU)
RS	Dwight Robinson (JMU)	DB	Matt Rajotte (UMass)
PK	Skip Thomas (URI)	P	Chris Dawson (WM)

Second Team

QB	Shawn Knight (WM)	DL	Silas Burke (UMass)
RB	Derek Fitzgerald (WM)	DL	Mike Foley (UNH)
RB	Rene Ingoglia (UMass)	DL	Dion Foxx (JMU)
WR	Carnell Henderson (BU)	DL	Malik Moody (JMU)
WR	Corey Ludwig (WM)	LB	Greg Applewhite (WM)
TE	Price Williams (UR)	LB	Bruce Bourgoin (UC)
OL	Sherrard Joseph (UC)	LB	Ross Fichthorn (UM)
OL	Bill Lacey (VU)	LB	Jemal Murph (UM)
OL	Andre Maksimow (BU)	DB	Scott Acker (UD)
OL	Greg Peden (UD)	DB	Bob Jordan (UNH)
OL	Matt Wildes (UD)	DB	Breon Parker (UMass)
RS	Rod Boothes (UR)	DB	John May (BU)
PK	Eric Oke (UMass)	DB	Mark Salisbury (NU)
		P	Bill Hoffmann (VU)

1992

First Team

QB	Greg Lilly (UR)	DL	Mark Hrubar (UD)
RB	Uly Scott (UR)	DL	Matt Morrill (UD)
RB	Ben Sirmans (UM)	DL	Tim Matas (VU)
WR	Rod Boothes (UR)	DL	Chris Grychowski (VU)
WR	Alex Davis (UC)	LB	Mario Perry (UMass)
TE	Darren Rizzi (URI)	LB	Dwayne Gordon (UNH)
OG	Bill Durkin (UMass)	LB	Eric Johnson (UR)
OG	Randy Crane (VU)	LB	Curtis Eller (VU)
OT	Bill Lacey (VU)	DB	Warren McIntire (UD)
OT	Dan Jones (UM)	DB	Don Caparotti (UMass)
C	Matt O'Neill (UNH)	DB	Mark Chapman (UC)
PK	Bill Hoffman (VU)	DB	Greg Lewis (UNH)
		P	Chris Schrock (BU)

Second Team

QB	Bill Vergantino (UD)	DL	Robert Belcuore (UC)
RB	Daryl Brown (UD)	DL	Brian Corcoran (UMass)
RB	Barry Bourassa (UNH)	DL	Matt Joyce (UR)
WR	John Perry (UNH)	LB	Mike Bandish (UD)
WR	Sterling Brown (UR)	LB	Pat Mulhern (UD)
TE	Brian Kozlowski (UC)	LB	Scot Assensoa (UMass)
OG	Geoff Hannan (UD)	LB	Andy Cobaugh (VU)
OG	Phil Hallard (UMass)	DB	Tim Jacobs (UD)
OT	Jason Goldberg (BU)	DB	Bob Jordan (UNH)
OT	Matt Wildes (UD)	DB	Maurice Glenn (UR)
OT	Scott Wenk (UR)	DB	Matt Smith (VU)
C	Tim Tarpey (VU)	P	Todd Barton (UR)
PK	Steve Leo (UD)		

First Team

QB	Bill Vergantino (UD)
RB	Jerome Bledsoe (UMass)
RB	Barry Bourassa (UNH)
WR	Mark Didio (UC)
WR	John Perry (UNH)
TE	Scott Donald (VU)
OT	Kai Dietiker (UMass)
OT	Chris Porter (UNH)
OT	Bill Lacey (VU)
OG	Mark Schneible (UNH)
OG	Randy Crane (VU)
C	Curt Chastain (UD)
C	Tim Tarpey (VU)
PK	Mark Drozic (UD)

Second Team

QB	Tom Colombo (VU)
RB	Jay Hillman (BU)
RB	Pat Kennedy (VU)
WR	Alex Davis (UC)
WR	Keita Malloy (UD)
TE	Ron Villone (UMass)
OG	Mike Schoenleber (UD)
OG	Rich Anderson (UD)
OG	Phil Hallard (UMass)
OT	Nick Mancuso (UC)
OT	Mark Toback (UD)
PK	Chris Cassara (URI)

First Team

QB	Matt DeGennaro (UC)
RB	Barry Bourassa (UNH)
RB	Carl Smith (UM)
WR	Darren Altieri (BU)
WR	Mark Didio (UC)
TE	Ron Villone (UMass)
OT	Kai Dietiker (UMass)
OT	Tom Bockius (UD)
OT	Rich Cavanaugh (UMass)
OG	Anthony Guidice (UMass)
OG	Rob Noble (UM)
C	Jay Gabbe (UMass)
PK	Jeff Mottola (UM)

Second Team

QB	Stan Greene (BU)
RB	Jay Hillman (BU)
RB	Daryl Brantley (UD)
RB	John Johnson (UM)
WR	Alex Davis (UC)
WR	Chris Pierce (URI)
TE	Brian Kozlowski (UC)
OT	Nick Mancuso (UC)
OG	Paul Mayberry (UMass)
OG	Tom Rogers (UM)
C	Dave DeGuglielmo (BU)
PK	Rob Courter (UR)

First Team

QB	Mike Buck (UM)
RB	Carl Smith (UM)
RB	Kevin Wesley (UC)
WR	Bob Brady (VU)
WR	Darren Altieri (BU)
TE	Mike Bittermann (UM)
OT	Scott Hough (UM)
OT	Stuart Milberg (UC)
OT	John Sullivan (UD)

1991

DL	Mark Hrubar (UD)
DL	Geoff Aleva (UNH)
DL	Willie Oshodin (VU)
DL	Rich Kane (UMass)
LB	Matt Tulley (UMass)
LB	Dwayne Sabb (UNH)
LB	Eric Johnson (UR)
LB	Curtis Eller (VU)
DB	Warren McIntire (UD)
DB	Don Caparotti (UMass)
DB	Kevin Long (VU)
DB	Barry Alvis (VU)
P	Gene Vadas (UD)

DL	Scott Griemsmann (UD)
DL	Doug Ruggles (UNH)
DL	Chris Grychowski (VU)
LB	Bob Wolford (UD)
LB	Tim Irvine (UD)
LB	Dwayne Gordon (UNH)
LB	Andy Cobaugh (VU)
DB	Tim Jacobs (UD)
DB	Gregg Lewis (UNH)
DB	Nate Bryan (UNH)
DB	Orin Solomon (VU)
P	Chris Cassara (URI)

1990

DL	Geoff Aleva (UNH)
DL	Rich Kane (UMass)
DL	John Klumbach (URI)
LB	Curtis Eller (VU)
LB	Mario Perry (UMass)
LB	Dwayne Sabb (UNH)
LB	Matt Tulley (UMass)
DB	Claude Pettaway (UM)
DB	James Smith (UR)
DB	Kevin Smith (URI)
DB	Jamal Williamson (UM)
P	Gene Vadas (UD)

DL	Rich Heffernan (URI)
DL	Mike Rembish (UC)
DL	Doug Ruggles (UNH)
LB	Peter Doremus (URI)
LB	Damon Green (VU)
LB	Eric Johnson (UR)
LB	Robert Talley (BU)
DB	Robin Callender (UD)
DB	Rusty Neal (UC)
DB	Jerome Tomlin (BU)
DB	Vaughn Williams (UMass)
P	Matt LaPolice (BU)

1989

DL	Michael Renna (UD)
DL	Justin Strzelczyk (UM)
DL	Tom Coles (UR)
LB	Troy Ashley (UC)
LB	Will Tychsen (UNH)
LB	George Karelis (UMass)
LB	Matt Tulley (UMass)
DB	Ryan Jones (UNH)
DB	Claude Pettaway (UM)



All-Conference History

OG Robert Noble (UM)
OG David Price (UD)
C Bryan Russo (VU)

Second Team

QB Matt DeGennaro (UC)
RB Norm Ford (UNH)
RB Daryl Brantley (UD)
WR Darvell Huffman (BU)
WR Chip Mitchell (UMass)
WR Chris Braune (UNH)
TE Rob Spittel (UNH)
OT Kai Dietiker (UMass)
OT Scott Laliberte (UNH)
OG Lyndon Johnson (UConn)
OG Anthony Giudice (UMass)
C David Buchanan (UD)
PK Rob Courter (UR)

DB Kevin Smith (URI)
DB Rusty Neal (UC)

DL Paul Franco (VU)
DL Sherm Beatty (UNH)
DL Joe Cullen (UMass)
LB Mickey Watson (VU)
LB Pat Faucette (BU)
LB Robert Talley (BU)
LB Mike Smith (UM)
DB Jamal Williamson (UM)
DB Jerome Tomlin (BU)
DB Tim Byrne (UNH)
DB Chris Hunt (VU)
P Jeff Olivo (UR)

1988

First Team

QB Matt DeGennaro (UC)
RB Norm Ford (UNH)
RB George Boothe (UC)
WR Glenn Antrum (UC)
WR Curtis Olds (UNH)
TE Jim Cashman (VU)
OT Mike Graybill (BU)
OT Howard Fahnestock (UR)
OG David Franks (UC)
OG Jim Carriere (UC)
C Bryan Russo (VU)
PK Rob Courter (UR)

DL John Levelis (UD)
DL Michael Renna (UD)
DL Tom Coles (UR)
LB Troy Ashley (UC)
LB Nick Penna (UM)
LB John McKeown (UMass)
LB Pat Brown (UR)
DB Mark Seals (BU)
DB Robert Talley (BU)
DB Kevin Smith (URI)
DB Brian Jordan (UR)
P Jim Donaway (UC)

Second Team

QB Dave Palazzi (UMass)
RB Carl Smith (UM)
RB Pete Lombardi (VU)
WR Darren Altieri (BU)
WR James Anderson (UD)
TE John Yergey (UD)
OT Scott Hough (UM)
OT Frank Maguire (UNH)
OG Bill Buttler (UMass)
OG Rob Noble (UM)
C Rob Ambrosino (UD)
PK Tom Withka (VU)

DL Mark Lewis (UM)
DL Scott Nason (UM)
DL Joe Cullen (UMass)
LB Jack Reybold (BU)
LB Will Tychsen (UNH)
LB Matt Tulley (UMass)
LB John O'Brien (VU)
LB Mickey Watson (VU)
DB Bryan Bossard (UD)
DB Tim Byrne (UNH)
DB Garry Jordan (UNH)
DB Ryan Jones (UNH)
P Jeff Olivo (UR)

1987

First Team

QB Mike Buck (UM)
RB Erwin Matthews (UR)
RB Jeff Gallaher (UC)
WR Curtis Olds (UNH)
WR Sergio Hebra (UM)
WR James Anderson (UD)
TE Scott Sweitzer (UC)
OT John Driscoll (UNH)
OT Howard Fahnestock (UR)
OG Pat Anglim (UC)
OG Paul Mayberry (UMass)
C Pete Montini (UMass)
PK Peter Borjestedt (UM)

DL Paul Boulay (UNH)
DL Bill O'Malley (UNH)
DL Nate Cotton (UC)
LB Jack Reybold (BU)
LB Pat Brown (UR)
LB Todd Rundle (UMass)
LB Mike Jansen (UC)
DB Rob Sterling (UM)
DB Mark Seals (BU)
DB Brian Jordan (UR)
DB Scott Daniels (UC)
P Steve Jones (BU)

Second Team

QB Bob Jean (UNH)
RB Norm Ford (UNH)
RB Randy Pettus (BU)
WR David Dunn (UC)
TE Jim Muse (URI)
OT Mike Coleman (UC)
OT Mike Barrette (UMass)
OG Dave Ingalls (UM)

DL Scott Nason (UM)
DL Joe Cullem (UMass)
DL Tom Coles (UR)
LB John McKeown (UMass)
LB Vito Perrone (UMass)
LB Nick Penna (UM)
LB Scott Curtis (UNH)
DB Ken Lucas (UD)

OG Frank Maguire (UNH)
C Chris Coyne (UD)
PK Eric Facey (UNH)

First Team

QB Rich Gannon (UD)
RB Robert Norris (UD)
RB Al Neri (UMass)
WR Curtis Olds (UNH)
WR James Church (UR)
TE John Henry (UR)
OT Pat Anglim (UC)
OT John Benzinger (UMass)
OG Nick Bitsko (UD)
OG Stan Kaczorowski (UMass)
C Chris Coyne (UD)
PK Mark Carter (UC)

Second Team

QB Bob Bleier (UR)
RB Doug Dorsey (UM)
RB Greg Grooms (UR)
WR Dennis Gadbois (BU)
WR Sergio Haven (UM)
TE Jeff Modesitt (UD)
OT Jamie Dyeovich (UD)
OT John Driscoll (UNH)
OG Dan Brodeur (UD)
OG John Colasacco (UM)
C Pete Montini (UMass)
PK Eric Facey (UNH)

DB Tim Byrne (UNH)
DB Bill Ferrell (UNH)
DB Kevin Smith (URI)
P Jim Carriere (UC)

1986

DL Kevin Murphy (BU)
DL Joe McGrail (UD)
DL Paul Boulay (UNH)
LB Keith McLaughlin (BU)
LB Darrell Booker (UD)
LB Ilija Jarostchuk (UNH)
LB John McKeown (UMass)
DB Scott Daniels (UC)
DB Phil Atwell (UD)
DB Stan Harrison (UNH)
DB Eric Thompson (UNH)
P Jeff Olivo (UR)

DL Nate Cotton (UC)
DL Dave Bochtler (UM)
DL Phil Mulcahy (UC)
LB Mike Jansen (UR)
LB Steve Root (UM)
LB Todd Rundle (UMass)
LB Rafe Wilkinson (UR)
DB Mark Seals (BU)
DB Robert Sterling (UM)
DB Bob Shelmire (UMass)
DB Brian Jordan (UR)
P Dimitri Yavis (UMass)

1985

QB Tom Ehrhardt (URI)
RB Andre Garron (UNH)
RB Mike Shriner (UNH)
WR Bill Brooks (BU)
WR Dameon Reilly (URI)
TE Brian Forster (URI)
OT Brian Saranovitz (UNH)
OT Bob White (URI)
OG Tony Ciccone (UNH)
OG Jim Bumpus (UNH)
C Paul Dufault (UNH)
PK Eric Facey (UNH)
P Dimitri Yavis (UMass)

DL Mike Dwyer (UMass)
DL Brian O'Neill (UNH)
DL Ray Paquette (UM)
DL Brad Carson (URI)
LB Neal Zonfrelli (UNH)
LB Mark Michaels (UC)
LB Bob Egan (BU)
LB Mark Courtts (UM)
LB Ilija Jarostchuk (UNH)
DB Mike Cassidy (URI)
DB Ray Williams (URI)
DB Calvin Hall (BU)

1984

QB Tom Ehrhardt (URI)
RB Paul Lewis (BU)
RB Andre Garron (UNH)
WR Dameon Reilly (URI)
WR Bill Brooks (BU)
TE Brian Forster (URI)
OT Bob Morcarski (BU)
OT Brian Saranovitz (UNH)
OG John Flanagan (UNH)
OG Greg Sturgis (URI)
C Gary Walker (BU)
PK Jack Leone (UM)
P Rich LaBonte (UM)

DL Brian O'Neill (UNH)
DL Charlie Bounty (URI)
DL Gary Durgin (BU)
DL Mario Marrero (UC)
LB Ilija Jarostchuk (UNH)
LB Neal Zanfrelli (UNH)
LB Mark Brockwell (URI)
LB Bruce Foucart (BU)
LB Bob Egan (BU)
DB Tony Hill (URI)
DB Tim Teevens (UNH)
DB Dave Wissman (UNH)
DB Matt Latham (UC)

1983

QB Dave Wienke (URI)
RB Paul Lewis (BU)
RB Andre Garron (UNH)
WR Dameon Reilly (URI)
WR Bill Brooks (BU)
TE Mike Walsh (UC)
OT Bob Morcarski (BU)

DL Donald Brain (BU)
DL Dave Gracon (UC)
DL Tony DeLuca (URI)
DL Charlie Bounty (URI)
LB John Dorsey (UC)
LB Vernon Hargreaves (UC)
LB Bob Egan (BU)





All-Conference History

1972
 WR Steven Schubert (UMass)
 WR David Paul (UM)
 TE Timothy Sullivan (VER)
 T Thomas Mullen (UMass)
 G Clarence Brooks (UMass)
 C Richard Foye (UC)
 G Gerard Moran (UNH)
 T Donald Miller (UNH)
 QB Peil Pennington (UMass)
 HB Paul Metallo (UMass)
 FB Richard Cummings (UMass)
 E Edward McAleney (UMass)
 T Mark McEwen (UC)
 T Robert Linder (URI)
 E Wayne Bulman (VER)
 LB Edward Booker, Jr. (UNH)
 LB Alan Shaw (UC)
 LB Douglas Bull (VER)
 DHB Robert Parrott (UMass)
 DHB Bruce Thompson (UC)
 S John Healy (UMass)
 S Brian Herosian (UC)

1971
 SE David Paul (UM)
 T Donald Miller (UNH)
 G Gerard Moran (UNH)
 C David Levine (UMass)
 G Ronald Marino (UMass)
 T William Tuzil (UC)
 TE John Hulecki (UMass)
 QB Robert Hopkins (UNH)
 HB Paul Metallo (UMass)
 FL Robert O'Neil (UNH)
 FB Sylvester McGee (URI)
 E Brett Bernier (UNH)
 T William DeFlavio (UMass)
 T James Pisciotano (UC)
 E Stephen Furness (URI)
 LB Dennis Collins (URI)
 LB Francis Prondecki (VER)
 LB Joseph Sabulis (UMass)
 DHB Dennis Breen (URI)
 DHB Domenic Carlucci (UC)
 DS Brian Herosian (UC)
 DS John O'Neil (UMass)

1970
 SE Brian Herosian (UC)
 T Robert Donlin (UMass)
 G Robert Pena (UMass)
 C Victor Radzevich (UC)
 G William Spencer (UC)
 T William Tuzil (UC)
 TE John Hulecki (UMass)
 QB Richard Robustelli (UC)
 HB Vincent Clements (UC)
 HB Norman Breault (UNH)
 FB Richard Narcessian (URI)
 E James Kelliher (UMass)
 T William DeFlavio (UMass)
 T William Sroka (UMass)
 E S. Russell Wood (UMass)
 LB Joseph Sabulis (UMass)
 LB Brian Hermes (UC)
 LB Norman Powers (UNH)
 LB John Farrelly (UMass)
 CB Domenic Carlucci (UC)
 CB Dennis Keating (UMass)
 S John F. O'Neil (UMass)

1969
 E Eugene Benner (UM)
 T Richard Donlin (UMass)
 G Daniel DREWNIAK (UNH)
 C Daniel Levine (UMass)
 G William Spencer (UC)
 T Robert Donlin (UMass)
 E Nicholas McGarry (UMass)
 QB Francis Peterson (VER)
 HB Vincent Clements (UC)
 HB Robert Rodger (VER)
 FB Edward Sarno (UMass)
 E John Hulecki (UMass)
 T William DeFlavio (UMass)
 T Andrew Guarino (UMass)
 E Stanley Maddock (UM)
 LB Philip Doran (UC)
 LB John MacLean (UMass)
 LB Joseph Sabulis (UMass)
 LB Thomas York (UMass)
 HB Domenic Carlucci (UC)
 HB Robert Cabrelli (UMass)
 S Steven Rogers (UMass)

1968
 E Eugene Benner (UM)
 T Clifford McDonald (UNH)
 G William Spencer (UC)
 C Benjamin DeGenova (UC)
 G Everett Keene (URI)
 T Stanley Rajczewski (UC)
 E Cal Wallingford (UNH)
 QB Peter Petrillo (UC)
 HB Vincent Clemens (UC)
 HB Michael Shaughnessy (UNH)
 FB James DeWitt (UC)
 E Ralph Tiner (UC)
 T Al Witteman (UNH)
 MG Philip Doran (UC)
 T George Koller (UC)
 E Thomas York (UMass)
 LB Ernest Quackenbush (UM)
 LB Kenneth Kuzman (URI)
 LB Nicholas Turco (UC)
 HB Kurt Vollherbst (UNH)
 HB William Frye (UMass)
 S Michael Zito (UC)

1967
 E Frank Geiselman (URI)
 T Jim Mitchell (UMass)
 G Bob Santucci (UMass)
 C Howie Small (URI)
 E Paul Mlinar (UMass)
 T Kent Stevens (UMass)
 MG Steve Smith (UC)
 T Vince Martino (UNH)

G Roy Lawrence (UC)
 T Steve Dixon (UC)
 E Nick Warnock (UMass)
 QB Greg Landry (UMass)
 HB Bob Mitchell (VER)
 HB Bill Phillips (UNH)
 FB Brent Kaufman (URI)
 E Bill Vasilios (UNH)
 LB Ken Kuzman (URI)
 LB Pete Quackenbush (UM)
 LB Ernie Smith (UMass)
 LB Henry Palesek (UC)
 HB Mike McArdle (UMass)
 HB Terry Hogg (URI)
 S Kurt Vollherbst (UNH)

1966
 E Pete Norris (UM)
 E Nick Turco (UC)
 E Bill VanBennekum (VER)
 T Ed Toner (UMass)
 T Dick Qualey (UMass)
 MG Joe Soldano (VER)
 LB John Huard (UM)
 LB Rod Brooks (UMass)
 LB Leon Spinney (URI)
 DS Norm Tardiff (UM)
 DS Dave Giarla (UMass)
 DS Dave O'Donnell (URI)
 UT Bill Estey (UNH)

1965
 E Bob Meers (UMass)
 T Bill Pasquill (UM)
 G Ivan Brawn (UM)
 G Rusty Brink (VER)
 G Joe Soldano (VER)
 T Bill Conner (UMass)
 E Milt Morin (UMass)
 QB Dick DeVarney (UM)
 HB Wayne Zdanowicz (URI)
 HB Frank Harney (UM)
 FB Phil Vandersea (UMass)
 E Alan Riley (UM)
 T Gerald McWeeney (UC)
 LB Rusty Brink (VER)
 LB Bernie Dallas (UMass)
 LB John Huard (UM)
 MG Harvey Silvers (URI)
 T Ed Toner (UMass)
 E Bill VanBennekum (VER)
 S Norm Tardiff (UM)
 S Dave Kelley (UMass)
 S Dave Giarla (UMass)

1964
 T Bob Burke (UMass)
 G George Oelze (VER)
 C Rusty Brink (VER)
 G Peter Pietz (UMass)
 T Joe Buesing (URI)
 E Milt Morin (UMass)
 QB Jerry Whelchel (UMass)
 HB Phil DeRose (UMass)
 HB Bob Ellis (UMass)
 FB Mike Ross (UMass)

1963
 E Bob Meers (UMass)
 T Paul Graham (UMass)
 G Bob Teboldi (UMass)
 C Dick Kupec (UC)
 G Phil Soule (UM)
 T Joe Buesing (URI)
 E Milt Morin (UMass)
 QB Jerry Whelchel (UMass)
 HB Ken Burton (VER)
 HB Dan Serieka (UNH)
 FB Tony Tetro (URI)

1962
 E Chuck Grzbielski
 T John Contoulis (UC)
 G Barry Stilber (UNH)
 C Duncan Orgg (UNH)
 G Bob Tedoldi (UMass)
 T Bob Weeks (UNH)
 E Paul Majeski (UMass)
 QB Jerry Whelcher (UMass)





All-Conference History

HB Sam Lussier (UMass)
 HB Dan Serieka (UNH)
 FB Tony Tetro (URI)

1961

E Dick Kinney (UM)
 T Bob Foote (UMass)
 G Barry Stilber (UNH)
 G Paul D'Allesandro (UNH)
 C Fred Dtockpole (UC)
 G Ed Cramer (UNH)
 T Bob Treat (UC)
 QB Manch Wheeler (UM)
 HB Sam Lussier (UMass)
 HB Dave Cloutier (UM)
 FB Frank Finizio (URI)

1960

E Richard Eustis (UNH)
 E Roland Bettez (URI)
 T Richard Leadbetter (UM)
 G Fred Stackpole (UC)
 C Dave Bishop (UC)
 G Jerry Cullen (UMass)
 T Paul Lindquist (UNH)
 QB John McCormick (UMass)
 HB Richard Mezquita (UNH)
 HB Wayne Champeon (UM)
 FB Jim Browning (UC)

First Team

T Harold Violette (UM)
 G Robert Slattery (UC)
 C David Bishop (UC)
 G Edwin Holm (UNH)
 T Frank Morey (URI)
 T Donald Trimble (UNH)
 E Barry O'Connell (UC)
 QB Sam Paul (UNH)
 HB Bill Minnerly (UC)
 HB Tom Delnickas (UMass)
 FB Bill Poland (URI)
 FB Bob Bragg (UM)

1959

Second Team
 T Roland Bettez (URI)
 G Jerry Cullen (UMass)
 C Paul Bellavance (UNH)
 G John Zinser (UC)
 T Paul Lindquist (UNH)
 E Ralph Maloney (UMass)
 QB Roger Pearson (URI)
 HB Bill Reynolds (UMass)
 HB Jerry D'Avolio (UC)
 FB Jim Browning (UC)

1958

First Team
 T Hal Violette (UM)
 G Bill Wallner (UC)
 C Roger Ellis (UM)
 G Bill Goodwin (UMass)
 T Don Trimble (UNH)
 E Niles Nelson (UM)
 QB Roger Pearson (URI)
 HB Wayne Champeon (UM)
 HB Don Brown (URI)
 FB Norm Chaban (UC)

Second Team
 T Frank Morey (URI)
 G Lou Varrachione (UMass)
 C Paul Scagnelli (UC)
 G Charles Eberback (UM)
 T Joe Llodra (UC)
 E Barry O'Connell (UC)
 QB Harry Drivas (UC)
 HB Philip DeSantis (UC)
 HB John Welch (UM)
 FB Ed Richardson (UMass)

1957

First Team
 LE Reino Manninen (UC)
 LT John Burnham (UNH)
 LG Lou Mooradian (UC)
 C Roger Ellis (UM)
 RG William Wallner (UC)
 RT Donald Overlock (UC)
 RE Robert Mairs (URI)
 QB Roger Pearson (URI)
 LHB James Adams (URI)
 RHB Lawrence Day (UC)
 FB William Poland (URI)

Second Team
 LE Niles Nelson (UM)
 LT Frank Morey (URI)
 LG Louis Varrichione (UMass)
 C Paul Scagnelli (UC)
 RG James Gerlach (URI)
 RT William Tarazewich (UM)
 RE John O'Keefe (UMass)
 QB Roanld Blume (UMass)
 LHB Jerry deGrandpre (UM)
 RHB Gerry Walls (UMass)
 FB John Theriault (UM)

First Team

LE Thurlow Cooper (UM)
 LT Paul Harasimowicz (VER)
 LG Basil Gregorios (UNH)
 C Joe Dubiel (UC)
 RG Lou Mooradian (UC)
 RT Alton Amidon (UNH)
 RE Philip Montagano (UNH)
 QB Robert Trouville (UNH)
 LHB Lenny King (UC)
 RHB Ray Hostetter (UM)
 FB Paul Whitley (UC)

First Team

LE Thurlow Cooper (UM)
 LT Charles Gibbons (URI)
 LG Paul Fitzgerald (URI)
 C Charles Robichaud (UNH)
 C Charles Hunt (URI)
 RG LeRoy Williams (VER)
 RT Robert Novelli (URI)
 RE Peter Dalpe (URI)
 QB James Duffy (UM)
 LHB Ed DiSimone (URI)
 RHB Ted Wright (UNH)
 FB Jack Small (UM)

First Team

LE Marshall Litchfield (UNH)
 LT Llewellyn Clark (UM)
 LG Paul Ashnault (UNH)
 C John Small (UM)
 RG Thomas Golden (UM)
 RT Alan Girroir (UNH)
 RE Ronald Rymash (UC)
 QB Billy Pappas (UNH)
 LHB Edward Beck (VER)
 RHB Pat Abbruzzi (URI)
 FB Ernest Smart (UM)

First Team

LE Steve Mazur (UNH)
 LT John Cunningham (UC)
 LG Tom Golden (UM)
 C Rob Roy (UC)
 RG Paul Ashnault (UNH)
 RT Ed Mahoney (UC)
 RE Ray Luciana (UC)
 QB Billy Pappas (UNH)
 LHB Pat Abbruzzi (URI)
 RHB Bernie Pina (URI)
 FB Buddy Amendola (UC)

First Team

LE Ed Pehota (UC)
 LE Tony Chambers (UMass)
 LT Larry Deschene (URI)
 LG Phil Butterfield (UM)
 C Bob Roy (UC)
 RG Bob DeSpirito (URI)
 RT Al Rogers (UC)
 RE Neal Herrick (UNH)
 QB Noel Reebenacker (UMass)
 LHB Pat Abbruzzi (URI)
 RHB Joe Bettencourt (UC)

1956

Second Team
 LE Reino Manninen (UC)
 LT Edmund Enos (UC)
 LG Paul Fitzgerald (URI)
 C William Allen (UMass)
 RG Jim Dolan (UMass)
 RT Norman Gerber (UC)
 RE Dave Ingram (UMass)
 QB Kenneth Parady (UM)
 LHB Charles Mellen (UMass)
 RHB Eugene Green (UC)
 FB Jack Leach (URI)

1955

Second Team
 LE Russ Kidd (UMass)
 LT Norman Gerber (UC)
 LG William Hall (UNH)
 C Bonaventure Amendola (UC)
 RG Edmund Enos (UC)
 RT John McGowan (UMass)
 RE Reino Manninen (UC)
 QB James DiGiorno (UC)
 LHB Lenny King (UC)
 RHB Eddie Beck (VER)
 FB Roger Barous (UMass)

1954

Second Team
 LE Gerald O'Neil (UNH)
 LT Richard Grann (URI)
 LG Harry Brenner (URI)
 C Orien Walker (UNH)
 RG Donald MacPhee (UMass)
 RT Walter Johnson (VER)
 RE Stephen Mazur (UNH)
 QB James Duffy (UM)
 LHB Richard Gleason (UNH)
 RHB Ted Wright (UNH)
 FB Edward DiSimone (URI)

1953

Second Team
 LE Ken Woodsum (UM)
 LT Dick Tomasi (UNH)
 LG Chris Latos (URI)
 C Al Robichaud (UNH)
 RG Phil Booker (UC)
 RT Charley Gibbons (URI)
 RE Tony Chambers (UMass)
 QB Ed Fratto (URI)
 LHB Ed Bogdanovitch (UM)
 RHB Phil Tinsley (UC)
 FB Don Almy (URI)

1952

Second Team
 LE Gordon Thorburn (UM)
 LT John Cunningham (UC)
 LG Henry Brenner (URI)
 C Robert DiSpirito (URI)
 RG Edward Cianchette (UM)
 RT Richard Grann (URI)
 RE Joe Viscount (UC)
 QB Bernie Pina (URI)
 LHB Campbell (UNH)
 RHB Phil Tinsley (UC)
 FB Rocco Murano (UC)



All-Conference History

FB Dick Dewing (UNH)

First Team

- LE Ed Pehota (UC)
- LT Mario Fratorolli (UC)
- LG Ed Douglas (UNH)
- C Win Brown (UM)
- RG Pete Pocius (UM)
- RT Earl Eddy (UNH)
- RE Harry Easton (UM)
- QB Gene Sturgeon (UM)
- LHB Irv Panciera (UC)
- RHB Ed Bogdanovich (UM)
- FB Pat Abbruzzi (URI)

1951

Second Team

- LE Joe Viscount (UC)
- LT Gordon Thorburn (UM)
- LG Kooistra (UNH)
- C Bahros (UNH)
- RG Robert DiSpirito (URI)
- RT Ron Rymash (UC)
- RE Perocchi (UNH)
- QB Bernie Pina (URI)
- LHB Jack Bowes (UNH)
- RHB Jack Butterfield (UM)
- FB Raymond Good (UC)



CAA Football In The NFL Draft

Rd.	Overall	Player (School)	Pos.	Drafted By	Rd.	Overall	Player (School)	Pos.	Drafted By
3	94	Terrance West (TU)	RB	Cleveland Browns	6	177	Ed Perry (JMU)	TE	Miami Dolphins
6	184	Kendall James (UD)	DB	Minnesota Vikings	6	169	Mike Foley (UNH)	DT	Arizona Cardinals
2013					6	205	Mike Cawley (JMU)	QB	Indianapolis Colts
4	114	B.W. Webb (WM)	CB	Drafted By Dallas Cowboys	1996				
4	116	Earl Watford (JMU)	OL	Arizona Cardinals	6	190	Paul Duckworth (UC)	LB	Drafted By Green Bay Packers
5	152	Cooper Taylor (UR)	DB	New York Giants	1994				
7	241	Jared Smith (UNH)	DT	Seattle Seahawks	8	218	Dwayne Gordon (UNH)	LB	Drafted By Miami Dolphins
2012					1993				
4	98	Gino Gradkowski (UD)	OL	Drafted By Baltimore Ravens	5	113	Dwayne Sabb (UNH)	LB	Drafted By New England Patriots
4	133	Jerron McMillian (UM)	DB	Green Bay Packers	12	318	Cornelius Benton (UC)	QB	Pittsburgh Steelers
2011					1992				
2	49	Ben Ijalana (VU)	OL	Drafted By Indianapolis Colts	11	294	James Smith (UR)	DB	Drafted By Houston Oilers
7	206	Justin Rogers (UR)	DB	Buffalo Bills	1991				
2010					1990				
2	61	Vladimir Ducasse (UMass)	OL	Drafted By New York Jets	6	156	Mike Buck (UM)	QB	Drafted By New Orleans Saints
6	178	Arthur Moats (JMU)	DL	Buffalo Bills	7	183	Scott Hough (UM)	G	New Orleans Saints
6	184	Adrian Tracy (WM)	DL	New York Giants	9	232	Darvell Huffman (BU)	WR	Indianapolis Colts
6	203	Scotty McGee (JMU)	KR	Jacksonville Jaguars	11	293	Justin Strzelczyk (UM)	T	Pittsburgh Steelers
7	234	Sean Lissimore (WM)	DL	Dallas Cowboys	1989				
2009					7	173	Brian Jordan (UR)	DB	Drafted By Buffalo Bills
3	73	Derek Cox (WM)	DB	Jacksonville Jaguars	7	187	Mike Graybill (BU)	T	Cleveland Browns
4	125	Lawrence Sidbury (UR)	DL	Atlanta Falcons	9	238	David Franks (UC)	G	Seattle Seahawks
2008					10	278	Bob Jean (UNH)	QB	Cincinnati Bengals
1	18	Joe Flacco (UD)	QB	Drafted By Baltimore Ravens	1988				
4	125	Arman Shields (UR)	WR	Oakland Raiders	6	160	Rob Sterling (UM)	DB	Drafted By Philadelphia Eagles
5	149	Tim Hightower (UR)	RB	Arizona Cardinals	12	309	John Driscoll (UNH)	T	Buffalo Bills
6	207	Matt Sherry (VU)	TE	Cincinnati Bengals	1987				
2007					4	98	Rich Gannon (UD)	QB	Drafted By New England Patriots
4	125	Jermon Bushrod (TU)	OL	Drafted By New Orleans Saints	5	127	Ilija Jarostchuk (UNH)	LB	St. Louis Cardinals
5	168	Corey Graham (UNH)	DB	Chicago Bears	10	278	Rafe Wilkinson (UR)	LB	Denver Broncos
6	203	Daren Stone (UM)	DB	Atlanta Falcons	12	311	Joe McGrail (UD)	DT	Buffalo Bills
7	215	Ben Patrick (UD)	TE	Arizona Cardinals	1986				
2006					4	86	Bill Brooks (BU)	WR	Drafted By Indianapolis Colts
4	131	Willie Colon (HOF)	OL	Pittsburgh Steelers	5	124	Gary Walker (BU)	C	Indianapolis Colts
7	252	Marques Colston (HOF)	WR	New Orleans Saints	7	189	Bob White (URI)	T	New York Jets
7	255	Kevin McMahan (UM)	WR	Oakland Raiders	1985				
2004					11	295	Paul Lewis (BU)	RB	Drafted By New England Patriots
6	166	Shawn Johnson (UD)	DE	Drafted By Oakland Raiders	1984				
6	185	Andy Hall (UD)	QB	Philadelphia Eagles	4	99	John Dorsey (UC)	LB	Drafted By Green Bay Packers
2002					1983				
3	91	Brian Westbrook (VU)	RB	Drafted By Philadelphia Eagles	6	158	Ken Kaplan (UNH)	T	Drafted By Tampa Bay Buccaneers
6	203	Jamin Elliott (UD)	WR	Chicago Bears	9	232	Rich Pelzer (URI)	T	Philadelphia Eagles
2000					12	316	Paul Farren (BU)	T	Cleveland Browns
4	97	Curtis Keaton (JMU)	RB	Drafted By Cincinnati Bengals	12	331	Lorenzo Bouier (UM)	RB	Dallas Cowboys
5	154	Muneer Moore (UR)	WR	Denver Broncos	1982				
1999					3	69	Steve Doig (UNH)	LB	Drafted By Detroit Lions
5	135	Khari Samuel (UMass)	LB	Drafted By Chicago Bears	8	205	Chris Lindstrom (BU)	DT	St. Louis Cardinals
5	138	Jerry Azumah (UNH)	RB	Chicago Bears	9	229	Bob Speight (BU)	T	Los Angeles Rams
6	169	Marc Megna (UR)	LB	New York Jets	11	supp.	Chy Davidson (URI)	WR	New England Patriots
7	191	Tony Booth (JMU)	DB	Carolina Panthers	1981				
7	200	Eric King (UR)	OL	Kansas City Chiefs	11	291	Jim Jensen (BU)	QB	Drafted By Miami Dolphins
1998					1980				
4	113	Shawn Barber (UR)	LB	Drafted By Washington Redskins	8	221	Ted Walton (UC)	DB	Drafted By Pittsburgh Steelers
1997					10	252	Sandro Vitiello (UMass)	K	Cincinnati Bengals
2	60	Darren Sharper (WM)	DB	Drafted By Green Bay Packers	12	316	Roger Lapham (UM)	TE	Buffalo Bills
4	121	Jerome Daniels (NU)	T	Miami Dolphins					
4	127	Macey Brooks (JMU)	WR	Dallas Cowboys					





CAA Football In The NFL Draft

Rd.	Overall	Player (School)	Pos.	Drafted By	Rd.	Overall	Player (School)	Pos.	Drafted By
7	192	Bruce Kimball (UMass)	G	Pittsburgh Steelers	11		Dave Bishop (UC)	B	New York Giants
					16		John Contoulis (UC)	T	Minnesota Vikings
					18		Dave Cloutier (UM)	B	Dallas Cowboys
8	208	Rich Moser (URI)	RB	Pittsburgh Steelers	8		Paul Lindquist (UNH)	T	Minnesota Vikings
5	134	Jeff Williams (URI)	G	Drafted By Los Angeles Rams	14		Roger Ellis (UM)	C	New York Giants
6	146	Dave Lindstrom (BU)	DE	San Diego Chargers	18		Lennie King (UC)	B	Washington Redskins
8	237	Ed McAleney (UMass)	DT	Pittsburgh Steelers	19		Paul Harasimowicz (VER)	T	Philadelphia Eagles
15	415	Dave Rozumek (UNH)	LB	Kansas City Chiefs	16		Thurlo Cooper (UM)	E	Cleveland Browns
10	244	William Cooke (UMass)	DE	Drafted By Green Bay Packers	13		Pat Abbruzzi (URI)	B	Baltimore Colts
11	272	Eric Torkelson (UC)	RB	Drafted By Green Bay Packers	25		Dick Grann (URI)	T	Baltimore Colts
15	379	Peil Pennington (UMass)	QB	Denver Broncos	30		Pat Abbruzzi (URI)	B	Baltimore Colts
16	406	Sylvester McGee (URI)	RB	Atlanta Falcons	12		Clayton Lane (UNH)	T	Pittsburgh Steelers
17	421	Tim Berra (UMass)	WR	Baltimore Colts	13		Carmen Ragonese (UNH)	B	Boston Yanks
13	329	Paul Metallo (UMass)	DB	Drafted By Kansas City Chiefs	24		Bruce Mather (UNH)	B	Boston Yanks
5	113	Steve Furness (URI)	DE	Drafted By Pittsburgh Steelers	20 (AAFC)		Carmen Ragonese (UNH)	B	Baltimore Colts
15	368	John Hulecki (UMass)	G	Pittsburgh Steelers					
15	370	Harold Parmenter (UMass)	DT	Denver Broncos					
4	92	Bubba Pena (UMass)	G	Drafted By Cleveland Browns					
4	102	Vince Clements (UC)	RB	Minnesota Vikings					
15	365	Nick McGarry (UMass)	TE	Boston Patriots					
11	281	Gene Benner (UM)	WR	Drafted By Cleveland Browns					
16	403	Steve Parnell (UMass)	WR	Atlanta Falcons					
1	11	Greg Landry (UMass)	QB	Drafted By Detroit Lions					
12	308	Howie Small (URI)	C	Minnesota Vikings					
13	353	Frank Geiselman (URI)	FL	Green Bay Packers					
15	386	Jeff Kuhman (VER)	LB	Denver Broncos					
5	113	John Huard (UM)	LB	Drafted By Denver Broncos					
15	380	Jack Schweberger (VER)	FL	New York Jets					
1		Milt Morin (UMass)	E	Drafted By Cleveland Browns					
7		Bob Meers (UMass)	E	Minnesota Vikings					
15		Bob Ellis (UMass)	DE	Cleveland Browns					
18		Ed Toner (UMass)	T	Baltimore Colts					
3 (AFL)		Milt Morin (UMass)	E	San Diego Chargers					
3 (AFL-RS)		Ed Toner (UMass)	G	Boston Patriots					
10 (AFL-RS)		Bob Ellis (UMass)	HB	Boston Patriots					
16		Phil Vandersea (UMass)	FB	Drafted By Green Bay Packers					
9 (AFL)		Jerry Whelchel (UMass)	QB	San Diego Chargers					
9 (AFL)		Phil Vandersea (UMass)	FB	Denver Broncos					
17 (AFL)		Fred Lewis (UMass)	HB	Drafted By Oakland Raiders					
14		Alan Arbuse (URI)	T	Drafted By Los Angeles Rams					
4 (AFL)		John Contoulis (UC)	T	New York Titans					

CAA Football In The NFL Draft

(as members of the conference)

<p>New Hampshire - 16 players drafted</p> <p>Highest 3 69 Steve Doig, LB Detroit</p> <p>Most Recent 7 241 Jared Smith, DT Seattle</p> <p>Maine - 15 players drafted</p> <p>Highest 4 133 Jerron McMillian, DB Green Bay</p> <p>Most Recent 6 184 Kendall James, DB Minnesota</p> <p>Rhode Island - 12 players drafted</p> <p>Highest 5 113 Steve Furness, DE Pittsburgh</p> <p>Most Recent 7 189 Bob White, T New York Jets</p> <p>Richmond - 12 players drafted</p> <p>Highest 4 113 Shawn Barber, LB Washington</p> <p>Most Recent 5 152 Cooper Taylor, DB New York Giants</p> <p>Delaware - 8 players drafted</p> <p>Highest 1 18 Joe Flacco, QB Baltimore</p>	<p>Most Recent 4 98 Gino Gradkowski, OL Baltimore</p> <p>James Madison - 7 players drafted</p> <p>Highest 4 97 Curtis Keaton, RB Cincinnati</p> <p>Most Recent 4 116 Earl Watford, OL Arizona</p> <p>Villanova - 3 players drafted</p> <p>Highest/Most Recent 2 49 Ben Ijalana, OL Indianapolis</p> <p>Towson - 2 players drafted</p> <p>Highest/Most Recent 3 94 Terrance West, RB Cleveland</p> <p>William and Mary - 4 players drafted</p> <p>Highest 2 60 Darren Sharper, DB Green Bay</p> <p>Most Recent 4 114 B.W. Webb, CB Dallas</p>
---	---





CAA Football In The NFL

Since 1947, numerous conference players have graduated into the ranks of the National Football League. Listed below are players who appeared in an Atlantic 10/Yankee Conference/CAA Football game and on an NFL active roster, practice squad, injured reserve list and physically unable to perform list between 1947-2013. This list will be updated throughout the NFL regular season.

Delaware			
Name	Years	Team(s)	NFL seasons
Robbie Agnone (TE)	2006-08	Patriots	2009
Mike Adams (DB)	2000-03	Falcons	2010
		49ers	2004-06
		Browns	2007-11
		Broncos	2012-13
Marcus Burley (DB)	2009-12	Jaguars	2013
		Eagles	2013
		Rams	2013
		Colts	2013
Mike Cecere (DE)	1997-00	Jets	2001
Omar Cuff (RB)	2004-07	Buccaneers	2008
Pat Devlin (QB)	2009-10	Dolphins	2011-13
Joe Flacco (QB)	2006-07	Ravens	2008-13
Rich Gannon (QB)	1986	Vikings	1987-92
		Redskins	1993
		Chiefs	1995-98
		Raiders	1999-04
Gino Gradkowski (OL)	2009-11	Ravens	2012-13
Jamin Elliott (WR)	1998-01	Bears	2002
		Patriots	2003
		Bears	2004
		Falcons	2007
		Buccaneers	2010
Brandon Gilbeau (DL)	2008-09	Browns	1993-95
Tim Jacobs (CB)	1989-92	Dolphins	1996
		Bills	1987
		Buccaneers	1987
Joe McGrail (DT)	1986	Cardinals	2007-10
Jeff Modesitt (TE)	1986	Packers	2009
Ben Patrick (TE)	2006	Cardinals	2010-13
Ronald Talley (DE)	2007-08	Bears	2011-13
Anthony Walters (DB)	2007-10	Falcons	2013
Paul Worrlow (LB)	2009-12		

James Madison

Name	Years	Team(s)	NFL seasons
Alvin Banks (RB)	2003-06	Jets	2007
Dorian Brooks (OL)	2006-09	Steelers	2010
Macey Brooks (WR)	1993-96	Bears	1999
D.J. Bryant (DE)	2008-11	Buccaneers	2012
		Bills	2012
		Colts	2012
		Ravens	2012-13
Mike Caussin (TE)	2006-09	Jaguars	2010
		Bills	2010-12
Dion Foxx (LB)	1993	Dolphins	1994-95
		Redskins	1995
Akeem Jordan (LB)	2003-06	Eagles	2007-13
		Chiefs	2013
Delvin Joyce (KR/PR)	1997-00	Giants	2002-04
Curtis Keaton (RB)	1998-99	Bengals	2000-01
		Saints	2002
		Jaguars	2010
Scotty McGee (DB)	2006-09	Bills	2010-13
Arthur Moats (DL)	2006-09	Dolphins	1997-04
Ed Perry (TE)	1993-96	Chiefs	2005
		Redskins	2009
J.D. Skolnitsky (DE)	2006-08	Cardinals	2013
Earl Watford (OT)	2009-12		

Maine

Name	Years	Team(s)	NFL seasons
Jovan Belcher (LB)	2004-08	Chiefs	2009-12
Mike Buck (QB)	1986-89	Saints	1991-93
		Cardinals	1995
Stephen Cooper (LB)	1999-02	Chargers	2003-11
Thurlow Cooper (OL)	1954-56	Titans (AFL)	1960-62
Trevor Coston (DB)	2009-11	Lions	2013
Anthony Cotrone (FB)	2004-07	Jaguars	2008
Mike DeVito (DL)	2003-06	Jets	2007-13
		Chiefs	2013
Roger Ellis (C/LB)	1956-58	Titans/Jets (AFL)	1960-63
Mike Flynn (OG)	1993-96	Ravens	1998-07
Dan Jones (OL)	1989-92	Bengals	1993-95
Chris Keating (LB)	1976-78	Bills	1979-84
		Redskins	1985
Mark Masterson (LB)	2007-10	Dolphins	2011
Phil McGeoghan (WR)	1998-00	Broncos	2001

Brandon McGowan (DB)	2001-04	Bears	2005-08
		Patriots	2009-10
Kevin McMahan (WR)	2002-05	Panthers	2008
Jerron McMillian (DB)	2008-11	Packers	2012-13
Matt Mulligan (TE)	2005-07	Titans	2008
		Jets	2009-11
		Rams	2012-13
		Packers	2013
		Patriots	2013
Montell Owens (RB)	2002-05	Jaguars	2006-13
		Lions	2013
Daren Stone (DB)	2003-06	Falcons	2007
		Ravens	2008
Justin Strzelczyk (OL)	1986-89	Steelers	1990-98
Manch Wheeler (QB)	1959-61	Bills (AFL)	1962

New Hampshire

Name	Years	Team(s)	NFL seasons
Jerry Azumah (RB)	1995-98	Bears	1999-05
David Ball (WR)	2003-06	Jets	2007
Jason Ball (OL)	1998-01	Chargers	2002-03
Aaron Brown (WR)	2003-06	Saints	2007
Scott Curtis (LB)	1984-87	Eagles	1988
		Broncos	1989-90
		Lions	1982-84
		Patriots	1986-87
		Redskins	2002
Pat Downey (C)	1993-97	Raiders	1987
Paul DuFault (C)	1982-85	Falcons	1993-94
Dwayne Gordon (LB)	1989-92	Chargers	1995-96
		Jets	1997-99
Corey Graham (DB)	2003-07	Bears	2007-11
		Ravens	2012-13
Bruce Huther (LB)	1973-76	Cowboys	1977-80, 1983
		Browns	1981
		Bears	1982
		Cardinals	1987, 1989
		Dolphins	1988
		Patriots	1990
		Buccaneers	1984-85
		Saints	1987
		Steelers	2000-07
		Rams	2008
		Cardinals	2009
		Yankees (AFC)	1948
		Patriots (AFL)	1961
		Chiefs	1976-79
		Patriots	1992-96
		Seahawks	2013
		Panthers	2010
		Jaguars	2001
		Cowboys	2001-04
		Raiders	2005-06

Rhode Island

Name	Years	Team(s)	NFL seasons
Lou D'Agostino (FB)	1993-95	Jets	1996
Chy Davidson (WR)	1978-79	Jets	1981-82
Tony DeLuca (DT)	1980-83	Packers	1984
		Bills	1987
		Giants	2001-03
		Eagles	2003
		Colts	2012
		Raiders	2012-13
Steve Furness (DL)	1969-71	Steelers	1972-80
		Lions	1981
Sylvester McGee (RB)	1971-73	Falcons	1974
Rick Moser (RB)	1975-77	Steelers	1978-82
		Dolphins	1980
		Chiefs	1981
		Buccaneers	1982
		Dolphins	1987
		Steelers	1991
		Cowboys	1987-89
		Rams	1977
		Redskins	1978-80
		Chargers	1981
		Bears	1982
		Steelers	1987
Ray Williams (DB)	1983-86	Steelers	1987
Fearon Wright (DL)	1999-00	Vikings	2001





CAA Football In The NFL

Since 1947, numerous conference players have graduated into the ranks of the National Football League. Listed below are players who appeared in an Atlantic 10/Yankee Conference/ CAA Football game and on an NFL active roster, practice squad, injured reserve list and physically unable to perform list between 1947-2014. This list will be updated throughout the NFL regular season.

Richmond			
Name	Years	Team(s)	NFL seasons
Shawn Barber (LB)	1994-97	Redskins	1998-01
		Eagles	2002, 2006
		Chiefs	2003-05
		Texans	2007
Bob Bleier (QB)	1986	Patriots	1987
Aaron Corp (QB)	2010-11	Dolphins	2013
Marvin Hargrove (WR)	1986-89	Eagles	1990
Tim Hightower (RB)	2004-07	Cardinals	2008-10
		Redskins	2011
Kendall Gaskins (RB)	2009-12	Titans	2012
		Giants	2013
Brian Jordan (DB)	1986-87	Falcons	1989-91
Matt Joyce (OL)	1990-93	Seahawks	1995
		Cardinals	1996-00
		Lions	2001-04
Paris Lenon (LB)	1995-99	Packers	2002-05
		Lions	2006-08
		Rams	2009
		Cardinals	2010-13
		Lions	2013
Martin Parker (DL)	2007-10	Giants	2011-13
		Seahawks	2013
Justin Rogers (DB)	2007-10	Bills	2011-13
		Texans	2013
Arman Shields (WR)	2004-07	Dolphins	2013
Lawrence Sidbury (DE)	2005-08	Raiders	2008
		Falcons	2009-13
		Colts	2013
Matt Snider (RB)	1994-98	Packers	1999
Cooper Taylor (DB)	2011-12	Giants	2013
Stacy Tutt (RB)	2001-05	Jets	2006-07
Josh Vaughan (RB)	2005-08	Jaguars	2009
		Colts	2010
		Panthers	2010-11
		Falcons	2012-13
		Giants	2010

Towson			
Name	Years	Team(s)	NFL seasons
Frank Beltre (DE)	2009-12	Chargers	2013
Jermon Bushrod (OL)	2003-06	Saints	2007-13
		Bears	2013
		Bills	2013
Jordan Dangerfield (CB)	2010-12	Ravens	2013
Gerrard Sheppard (WR)	2011-12		

Villanova			
Name	Years	Team(s)	NFL seasons
Terry Butler (RB)	2001-04	Jets	2005
Brian Finneran (WR)	1994-97	Eagles	1999
		Falcons	2000-10
Christian Gaddis (OL)	2003-06	Bills	2007
		Colts	2008
		Bills	2009
Brandyn Harvey (WR)	2006-09	Falcons	2010
		Cardinals	2011
		Rams	2012
Ben Ijalana (OL)	2007-10	Colts	2011-13
		Jets	2013
Willie Oshodin (DE)	1989-91	Broncos	1992-95
Matt Sherry (TE)	2004-07	Bengals	2008
Ray Ventrone (DB)	2001-04	Patriots	2007-08
		Browns	2009-13
		49ers	2013
Ross Ventrone (DB)	2006-09	Patriots	2010-11
		Steelers	2013
Brian Westbrook (RB)	1997-01	Eagles	2002-09
		49ers	2010
Darrel Young (LB)	2005-08	Redskins	2009-13

William & Mary			
Name	Years	Team(s)	NFL seasons
R.J. Archer (QB)	2006-09	Vikings	2010
Drew Atchison (TE)	2004-07	Dolphins	2008
David Caldwell (DB)	2006-09	Colts	2010-11

Derek Cox (CB)	2005-08	Jaguars	2009-13
		Chargers	2013
Jonathan Grimes (RB)	2008-11	Texans	2012
		Jets	2012
		Jaguars	2012
		Texans	2013
Mike Leach (TE)	1998-99	Titans	2000-01
		Broncos	2002-08
		Cardinals	2009-13
Sean Lissemore (DL)	2006-09	Cowboys	2010-13
		Chargers	2013
Darren Sharper (DB)	1993-96	Packers	1997-04
		Vikings	2005-08
		Saints	2009-10
		Rams	2005-07
Dominique Thompson (WR)	2001-04	Giants	2010-13
Adrian Tracy (DL)	2006-09	Packers	1998-99
Jude Waddy (LB)	1994-97	Buccaneers	2000
B.W. Webb (CB)	2009-12	Cowboys	2013

CAA Football Alumni - NFL Head Coaches

Name	NFL Team	School (Seasons)
Chip Kelly	Philadelphia Eagles	New Hampshire (1981-84)
Mike Tomlin	Pittsburgh Steelers	William & Mary (1990-94)