



# 2013 GUIDE

## Introduction

1	Table of Contents
2	CAA Football Digital Platforms/Media Services
3	CAA Football Communications Directory
4	A Look Inside The League
5	CAA Football By The Numbers
6	2013 Schedule

## 2012 Team Information

7-10	UAlbany Great Danes
11-14	Delaware Blue Hens
15-18	James Madison Dukes
19-22	Maine Black Bears
23-26	New Hampshire Wildcats
27-30	Rhode Island Rams
31-34	Richmond Spiders
35-38	Stony Brook Seawolves
39-42	Towson Tigers
43-46	Villanova Wildcats
47-50	William and Mary Tribe

## 2012 Season Review

51	Final Standings/Overall Schedule & Results
52-54	2012 Team-By-Team Results
55	2012-13 NCAA Championship Bracket
56	Final National Polls & Team Breakdowns
57	2012 All-Americans
58	2012 All-CAA Football Teams
59	2012 Weekly Award Winners & Leaders
60	Versus The Nation
61-65	Team Statistics
66-69	Individual Statistics

## Records

70	All-Time Coaching Records
71	All-Time Passing Records
72	All-Time Rushing Records
73	All-Time Receiving Records
74	All-Time Scoring Records
75	All-Time Defensive/All-Purpose Records
76	All-Time All-Purpose/Special Teams Records

## Conference History

77-80	Year-By-Year Standings
81-82	In The Playoffs
83-84	Postseason History
85-88	All-Time All-Americans
89	All-Conference Award Winners
90-101	CAA Football All-Conference History
102-103	In The NFL Draft
104-105	In The NFL

## Abbreviations

Abbreviations are used extensively throughout this book when referring to current and former member institutions. The following is a complete listing of those abbreviations.

School	Abbreviation
UAlbany	AU
Boston University	BU
Connecticut	UC
Delaware	UD
Georgia State	GSU
Hofstra	HOF
James Madison	JMU
Maine	UM
Massachusetts	UMass
New Hampshire	UNH
Northeastern	NU
Old Dominion	ODU
Rhode Island	URI
Richmond	UR
Stony Brook	SBU
Towson	TU
Vermont	VER
Villanova	VU
William and Mary	WM

## Credits

**Editor:** Zach Burrus, CAA Football Director of Communications & Operations

**Editorial Assistance:** Scott Meyer, Tom Yeager, Lizzie Barlow, David Berman, Scott Burns, Pete Clawson, Shane Donaldson, Adam Gutes, Dean Kenefick, John Martin, Tyson McHatten, Mike Murphy, Dan O'Connell, Scott Selheimer, Rob Turner

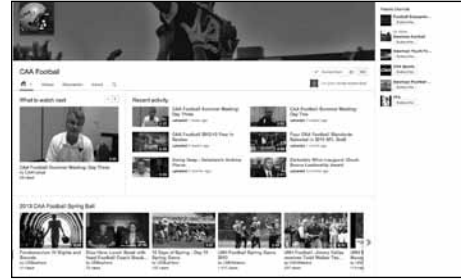
**CAAFootball.com**

CAAFootball.com features the latest videos, news and stories on all of the happenings around the conference, including the 11 football schools. Standings along with team-by-team and composite statistics are updated after each game. Video recaps and weekly highlight packages and shows are posted every week. The site also features television listings, our record book and much more.



**CAA Football – Watch us on YouTube**

Stay up to speed on all of CAA Football’s digital media efforts on YouTube at [www.YouTube.com/CAAFootball](http://www.YouTube.com/CAAFootball). Check out our page and subscribe to receive the latest video productions from in and around CAA Football.



**CAA Football – Check out the Blog**

CAA Football is offering an inside approach to its news on [caafootball.wordpress.com](http://caafootball.wordpress.com). We partner with NBC Sports on our “Every Day Is Saturday” official blog to provide in-depth and exclusive access to CAA Football with features, videos, photos, commentaries and news from inside the league that cannot be found anywhere else.



**Catch the league’s latest photos and video clips – Follow us on Instagram and Vine**



Search “caafootball”



Search “CAA Football”

**CAA Football Pressbox**

Located on CAAFootball.com, the CAA Football Pressbox is the official source for all CAA Football information for fans and members of the media. Check the CAA Football Pressbox each week for updated team-by-team weekly releases, two-deep charts, league and team stats as well as other media-related information. CAA Football will archive the conference’s weekly notes package, all of our programs’ weekly notes and every game’s flipcard in a printer-friendly format. Conference and team-by-team statistics as well as links to updated national rankings will be available on the Pressbox and CAAFootball.com. Various audio clips, head coach and player photos and each team’s logo and helmet illustration can be downloaded from the Pressbox.

**CAA Football – Follow us on Twitter**

We encourage you to follow CAA Football on Twitter at [Twitter.com/CAAFootball](http://Twitter.com/CAAFootball). Visit our page now and “Follow” the league to get an inside look at one of the top collegiate football conferences in the country. Be sure to tag all CAA Football related tweets with our official hashtag #CAAFB. CAA Football tweets daily throughout both the season and offseason.



**CAA Football – Like us on Facebook**

We invite you to share your thoughts, ideas, photos and more on CAA Football’s official Facebook page - [facebook.com/CAAFootball](http://facebook.com/CAAFootball). Log on now and “Like” us to catch all the latest happening around the league in your News Feed. Feel free to comment on our posts, write on our wall, post gameday photos and share our posts with your friends.



**CAA Football Weekly Coaches’ Media Teleconference**

The CAA Football coaches will hold a weekly media teleconference beginning Monday, Aug. 26, 2013. The call will continue each Monday throughout the 2013 regular season and postseason. The scheduled calls will come to an end when the final CAA Football team completes its season in the 2013 NCAA Division I National Championship. Coaches and a selected student-athlete will participate in the postseason calls if their teams are still alive in Championship play.

The teleconference will open with the release of the selected player of the week winners, a recap of the weekend and a preview of the upcoming week. CAA Football coaches will be available to answer questions beginning at 10:10 a.m. (ET). The NEW weekly lineup is listed below. Over the course of the season, the league will incorporate a featured student-athlete segment at 12 p.m., should demand dictate. The league office will announce when that segment will be used in advance of the specific call.

Media representatives wishing to participate in the teleconference should contact Zach Burrus at the CAA Football office (804.545.7225) for the phone number and media password. Any media members or fans tweeting comments made on the live teleconference (available via free audio stream every Monday on CAAFootball.com) are encouraged to use the CAA Football teleconference hashtag #CAAFBtc or the official CAA Football hashtag #CAAFB. Audio files from each of the weekly teleconferences will be archived on the CAA Football Pressbox on CAAFootball.com every Monday afternoon.

10:00 a.m. _____ CAA Football Update	11:10 a.m. _____ Dave Brock (Delaware)
10:10 a.m. _____ Jack Cosgrove (Maine)	11:20 a.m. _____ Rob Ambrose (Towson)
10:20 a.m. _____ Sean McDonnell (New Hampshire)	11:30 a.m. _____ Mickey Matthews (James Madison)
10:30 a.m. _____ Joe Trainer (Rhode Island)	11:40 a.m. _____ Danny Rocco (Richmond)
10:40 a.m. _____ Bob Ford (UAlbany)	11:50 a.m. _____ Jimmie Laycock (William and Mary)
10:50 a.m. _____ Chuck Priore (Stony Brook)	12:00 p.m. _____ CAA Football Student-Athlete (TBD)
11:00 a.m. _____ Andy Talley (Villanova)	

**Weekly Awards**

CAA Football names Offensive, Defensive, Rookie and Special Teams Players of the Week every Monday morning during the regular season. Winners are chosen from nominations provided by CAA Football Communications personnel and are announced at the beginning of the weekly teleconference. The weekly honors release can be accessed on the CAA Football’s various digital platforms.

**Annual Awards**

All-CAA Football First, Second and Third Teams, Players of the Year on offense, defense and specials teams, Rookies of the Year on offense and defense and Coach of the Year are selected by a vote of the league’s 11 head coaches at the end of the regular season. The awards will be announced by the CAA Football office via release which can be accessed on the league’s various digital platforms.

## Communications Directory

### CAA Football

caafootball.com | caafootball.wordpress.com | @CAAFootball | facebook.com/CAAFootball | youtube.com/CAAFootball  
 Contact: Zach Burrus, Director of Communications & Operations  
 zburrus@caasports.com | (O) 804.545.7225 | (C) 217.473.0413 | 8625 Patterson Ave., Richmond, VA 23229

### UAlbany

ualbanysports.com | @UAlbanySports | facebook.com/UAlbanySports | youtube.com/UAlbanySports  
 Contact: Lizzie Barlow, Interim Director  
 ebarlow2@albany.edu | (O) 518.442.3359 | (C) 518.852.8362 | (Pressbox) 518.442.5895

### Delaware

bluehens.com | @UDBlueHens | facebook.com/DelawareBlueHens | youtube.com/UDBlueHens  
 Contact: Scott Selheimer, Assistant Athletics Director  
 selheim@udel.edu | (O) 302.831.8007 | (C) 302.562.5129 | (Pressbox) 302.831.6199

### James Madison

jmusports.com | @JMUSports | facebook.com/JMUDukes  
 Contact: John Martin, Assistant Athletic Director  
 martinja@jmu.edu | (O) 540.568.6154 | (C) 540.476.1259 | (Pressbox) 540.568.6521

### Maine

goblackbears.com | @BlackBearNation | facebook.com/UMBlackBears | youtube.com/UMBlackBears  
 Contact: Tyson McHatten, Assistant Manager  
 tyson.mchatten@umit.maine.edu | (O) 207.581.3596 | (C) 207.992.7746 | (Pressbox) 207.581.1049

### New Hampshire

unhwildcats.com | @UNHWildcats | facebook.com/UNHWildcats | youtube.com/UNHAthletics  
 Contact: Mike Murphy, Associate Director  
 mike.murphy@unh.edu | (O) 603.862.3906 | (C) 603.969.0774 | (Pressbox) 603.862.2645

### Rhode Island

gorhody.com | @RhodyFootball | facebook.com/RhodyFootball | youtube.com/rhodeislandrams  
 Contact: Shane Donaldson, Coordinator  
 sdonaldson@advance.uri.edu | (O) 401.874.2409 | (C) 508.509.7299 | (Pressbox) 401.481.6648

### Richmond

richmondspiders.com | @Spider\_Football | facebook.com (search: Richmond Spiders Football) | youtube.com/richmondspiders  
 Contact: Scott Burns, Assistant Director  
 sburns2@richmond.edu | (O) 804.287.6313 | (C) 804.398.1726 | (Pressbox) 804.289.1780

### Stony Brook

goseawolves.org | @SBathletics | facebook.com/StonyBrookFootball | youtube.com/stonybrookseawolves  
 Contact: Adam Gutes, Assistant Director  
 adam.gutes@stonybrook.edu | (O) 631.632.7125 | (C) 631.374.7538 | (Pressbox) 631.632.4037

### Towson

towsontigers.com | @TowsonTigers | facebook.com/TowsonTigers | youtube.com/TheTowsonTigers  
 Contact: Dan O'Connell, Director  
 doconnell@towson.edu | (O) 410.704.3102 | (C) 410.382.4986 | (Pressbox) 410.704.3102

### Villanova

villanova.com | @NovaAthletics | facebook.com/Novaathletics | youtube.com/NovaAthletics  
 Contact: Dean Kenefick, Associate Athletics Director  
 dean.kenefick@villanova.edu | (O) 610.519.6514 | (C) 610.308.4395 | (Pressbox) 610.519.5290

### William and Mary

tribeathletics.com | @TribeAthletics | facebook.com (search: William and Mary Tribe Athletics) | youtube.com/TribeAthletics  
 Contact: Pete Clawson, Assistant Athletics Director  
 pmclaw@wm.edu | (O) 757.221.3369 | (C) 757.869.9323 | (Pressbox) 757.221.3414



8625 Patterson Ave. | Richmond, VA 23229 | 804.545.7225

caafootball.com | caafootball.wordpress.com | @CAAFootball / #CAAFB  
facebook.com/CAAFootball | Instagram.com/caafootball | youtube.com/CAAFootball

Now six years under the CAA banner, CAA Football has raised the profile of what was once the Yankee Conference and later the Atlantic 10 Conference when it took the reins of the league in 2007. Over the past six years, the league has established itself as one of the nation's premier FCS power conferences with regard to on-the-field success, television exposure, marketability and the success of its student-athletes on the field, in the classroom, in the community and at the next level.

Although CAA Football was not represented in the FCS National Championship game a season ago for just the second time since 2005, the league continued to enjoy tremendous success over the course of the 2012 season. This past fall was the first in CAA Football's five-year agreement with the NBC Sports Group, in which six nationally televised tilts aired on the NBC Sports Network as part of the league's 42 total televised contests. The CAA and CAA Football is the first collegiate athletic conference to sign a broadcast agreement with the NBC Sports Network, which launched on January 2, 2012.

CAA Football once again proved its prowess in matchups with nonconference foes, maintaining what has become a long tradition of success against non-league FCS opponents. The 2012 season saw the conference's 11 member programs combine for an 18-7 (.720) mark in FCS nonconference play.

The league's strong presence in the national polls remained another constant in 2012. The conference completed the season with six teams ranked in both The Sports Network and FCS Coaches polls. The six ranked programs represented an FCS best after as many as seven squads were ranked during the season. CAA Football remains the only league in the nation to have ever had six or more teams ranked in either top 25 poll. The league also leads the nation on another impressive front, as New Hampshire boasts FCS Football's longest active streak at 126 consecutive weeks ranked in The Sports Network poll.

CAA Football had another heavy presence when it came to postseason awards as well, most notably after taking two of The Sports Network's four national awards at the organization's annual banquet in December. After the league locked up three of the four awards in 2011, Old Dominion quarterback Taylor Heinicke was named the Walter Payton Player of the Year and Villanova's John Robertson received the Jerry Rice Freshman of the Year Award. Nova head coach Andy Talley would come up just short of winning his second Eddie Robinson Coach of the Year Award, finishing as the national runner-up for the honor.

The league has also set itself apart at the next level, as evidenced by reigning Super Bowl MVP Joe Flacco and his four fellow CAA Football alumni turned Baltimore

Ravens who can now call themselves 2013 World Champions. This success in the professional ranks was also witnessed when four conference players in William and Mary's B.W. Webb, James Madison's Earl Watford, Richmond's Cooper Taylor and New Hampshire's Jared Smith were taken in April's NFL Draft. The four draft selections were the league's most since 2010.

CAA Football's emphasis on its players' off-the-field achievements was evident in 2012 as well. This fall, the league proudly introduced its inaugural Chuck Boone Leadership Award – honoring the player who best embodies the highest standards of leadership, integrity, teamwork and sportsmanship in his academic and athletic pursuits – to UNH's Chris Zarkoskie, who was as active in the classroom and in the community as he was excellent on the field. In addition to his outstanding athletic accomplishments, UR's Cooper Taylor was selected as CAA Football's Student-Athlete of the Year after closing out his collegiate career with both Academic All-America and All-District accolades.

Following the departures of Georgia State and Old Dominion in the 2012-13 offseason, the league is now proud to welcome a pair of proven programs in UAlbany and Stony Brook to the conference this year. The Great Danes join the league after locking up a share of two straight Northeast Conference titles, while the Seawolves have secured four consecutive Big South Conference titles and two straight trips to the postseason. Both programs also closed out 2012 with a presence in the final national polls, as SBU finished No. 11/12 and UAlbany received votes in both polls.

The league has enjoyed a tremendous record in the postseason, earning 83 total postseason berths that includes 38 over the last decade. Playoff appearances aren't where the success stops, however, which CAA Football's 53 playoff wins since 2002 certainly prove. The conference has further established its presence at the national level by placing eight teams in the national semifinal round over the last six seasons and advancing a team to the national title game in four of the last six years.

Richmond's 2008 National Championship and Villanova's 2009 title mark the most recent national crowns for the league. In 2004, James Madison claimed the National Championship title with a 31-21 triumph over Montana, becoming the first team since the field expanded to 16 teams in 1986 to reach the championship game after winning three road playoff contests. Delaware rolled past Colgate, 40-0, to capture the National Championship in 2003, becoming the first team to ever post a shutout in the title game. No other conference has had two different teams win national titles in back-to-back years, and CAA Football has done it twice (2003-04 and 2008-09). Massachusetts earned a National Championship in 1998, defeating perennial power Georgia Southern, 55-43.

After Heinicke and Robertson received their respective national honors in December, CAA Football now boasts a total of 25 individual national award winners. In addition to Heinicke, New Hampshire quarterback Ricky Santos (2006), William and Mary quarterback Lang Campbell (2004), Villanova running back Brian Westbrook (2001), Nova wide receiver Brian Finneran (1997) and UNH running back Jerry Azumah (1998) have all won the prestigious Walter Payton Award under the league banner. Towson running back Dave Meggett was the 1998 winner of the award as well. James Madison linebacker Derrick Lloyd (2001) and defensive lineman Arthur Moats (2009) each received the Buck Buchanan Award prior to UNH linebacker Matt Evans' honor in 2011. CAA Football has swept the Rice Award in both years of its existence after Robertson won it a year ago and Towson running back Terrance West did so in 2011. New Hampshire's Sean McDonnell (2005), James Madison's Mickey Matthews (1999 & 2008), Villanova's Andy Talley (1997) and Boston University's Dan Allen (1993) were Eddie Robinson National Coach of the Year Award winners from the league before Towson head coach Rob Ambrose received the award in 2011. Delaware's K.C. Keeler (2010), Richmond's Mike London (2008), Matthews (2004), Massachusetts' Mark Whipple (1998) and Talley (1997 & 2009) have all garnered the American Football Coaches Association National Coach of the Year honor as well.

The league continues to enjoy great success beyond the collegiate playing field, too. CAA Football has had 104 players drafted by NFL franchises dating back to 1948. A total of 28 players have been selected in the draft over the last 10 years, including the second-highest draft pick in league history in Flacco (18th overall to the Baltimore Ravens in 2008). More than 30 players currently join him on active NFL rosters.

With the additions of UAlbany and Stony Brook this year, CAA Football's geographic footprint has only been further deepened up and down the East Coast, with schools located from Maine to Virginia. This season's members include UAlbany, Delaware, James Madison, Maine, New Hampshire, Rhode Island, Richmond, Stony Brook, Towson, Villanova and William and Mary. While CAA Football officially began March 1, 2007, its roots date back more than 60 years.

On December 3, 1946, the Code of the Yankee Conference went into effect. Established as an all-sports conference for the New England land grant colleges, the six charter members included Connecticut, Maine, Massachusetts, New Hampshire, Rhode Island and Vermont. Upon the formation of Division I-AA football in 1978, the league disbanded all sports except for football. Delaware and Richmond were admitted to the conference in 1986, Villanova was added in 1988 and James Madison, Northeastern and William and Mary joined the league in 1993. The Atlantic 10 assumed operation control of the conference from 1997-2006, with Hofstra becoming part of the league in 2001 and Towson joining the group in 2004.

**VILLANOVA WILDCATS - 2012 CAA FOOTBALL CO-CHAMPION & AUTOMATIC QUALIFIER**



	<b>TOM YEAGER</b> Commissioner
	<b>SCOTT MEYER</b> Associate Commissioner
	<b>ZACH BURRUS</b> Director of Football Communications & Operations
	<b>JIM MACDONAGH</b> Officials Coordinator
	<b>KATHLEEN BATTERSON</b> Senior Associate Commissioner Internal Operations/SWA
	<b>PETE HOCK</b> Associate Commissioner Broadcast Services
	<b>BOBBY BROYLES</b> Assistant Director Video Services
	<b>ALEX SOUZA</b> Director Video Services
	<b>CINDY WILLIAMS</b> Chief Operating Officer



**5 - National Championships**

- Massachusetts - 1998 (55-43 over Georgia Southern)
- Delaware - 2003 (40-0 over Colgate)
- James Madison - 2004 (31-21 over Montana)
- Richmond - 2008 (24-7 over Montana)
- Villanova - 2009 (23-21 over Montana)



**4 - National Championship Runners-up**

- Massachusetts - 1978 (28-35 to Florida A&M)
- Massachusetts - 2006 (17-28 to Appalachian State)
- Delaware - 2007 (21-49 to Appalachian State)
- Delaware - 2011 (19-20 to Eastern Washington)

**22 - Consecutive seasons of multiple berths in the NCAA Playoffs**

- Longest active streak in FCS history (1991-2012)

**83 - NCAA Playoff Berths**

**40 - NCAA Playoff Berths over the last 10 years**

**53 - NCAA Playoff Wins over the last 10 years**

**7 - NCAA Championship Final appearances over the last 10 years**

**7 - NCAA Championship Semifinal appearances over the last 6 years**

**7 - Walter Payton Award Winners**

- Dave Meggett - Towson, 1988
- Brian Finneran - Villanova, 1997
- Jerry Azumah - New Hampshire, 1998
- Brian Westbrook - Villanova, 2001
- Lang Campbell - William and Mary, 2004
- Ricky Santos - New Hampshire, 2006
- Taylor Heinicke - Old Dominion, 2012



**3 - Buck Buchanan Award Winners**

- Derrick Lloyd - James Madison, 2001
- Arthur Moats - James Madison, 2009
- Matt Evans - New Hampshire, 2011



**6 - Eddie Robinson National Coach of the Year Winners**

- Dan Allen - Boston University, 1993
- Andy Talley - Villanova, 1997
- Mickey Matthews - James Madison, 1999
- Sean McDonnell - New Hampshire, 2005
- Mickey Matthews - James Madison, 2008
- Rob Ambrose - Towson, 2011



**2 - Jerry Rice National Freshman of the Year Winners**

- Terrance West - Towson, 2011
- John Robertson - Villanova, 2012



**6 - American Football Coaches Association National Coach of the Year Winners**

- Andy Talley - Villanova, 1997
- Mark Whipple - Massachusetts, 1998
- Mickey Matthews - James Madison, 2004
- Mike London - Richmond, 2008
- Andy Talley - Villanova, 2009
- K.C. Keeler - Delaware, 2010



**6 - Members of the College Football Hall of Fame**

- Charles Haley, James Madison
- Lou Holtz, William and Mary
- Dick MacPherson, Massachusetts
- Dave Nelson, Maine & Delaware
- Tubby Raymond, Delaware
- Eddie N. Robinson, Maine




**348 - Sports Network All-Americans (Since 1987)**

**108 - American Football Coaches Association All-Americans (Since 1979)**

**104 - Players Drafted By NFL Franchises**

**2012 Sports Network National Award Winners**

A pair of CAA Football standouts were awarded two of the four Sports Network National FCS honors following the 2012 season. From top to bottom below: Old Dominion sophomore quarterback Taylor Heinicke was named the Walter Payton National Player of the Year and Villanova redshirt freshman quarterback John Robertson was selected as the Jerry Rice National Freshman of the Year.



**Thursday, August 29**

Jacksonville at Delaware  
Rhode Island at Fordham  
Towson at Connecticut

**Saturday, August 31**

UAlbany at Duquesne  
Central Connecticut State at James Madison  
Maine at Norfolk State  
Villanova at Boston College  
VMI at Richmond  
William and Mary at West Virginia

**Saturday, September 7**

\*Stony Brook at Rhode Island  
UAlbany at Colgate  
Delaware State at Delaware  
James Madison at Akron  
Maine at Massachusetts  
New Hampshire at Central Michigan  
Richmond at NC State  
Towson at Holy Cross  
Villanova at Fordham  
Hampton at William and Mary

**Saturday, September 14**

\*Rhode Island at UAlbany  
Delaware at Navy  
St. Francis (Pa.) at James Madison  
Bryant at Maine  
Colgate at New Hampshire  
Richmond at Gardner-Webb  
Stony Brook at Buffalo  
Delaware State at Towson  
William and Mary at Lafayette

**Saturday, September 21**

\*Rhode Island at William and Mary  
\*Stony Brook at Villanova  
Central Connecticut State at UAlbany  
Wagner at Delaware  
Maine at Northwestern  
Liberty at Richmond  
Towson at North Carolina Central

**Saturday, September 28**

\*James Madison at Delaware  
\*Maine at Richmond  
\*Towson at Stony Brook  
UAlbany at Old Dominion  
New Hampshire at Lehigh  
Central Connecticut State at Rhode Island  
Penn at Villanova

**Saturday, October 5**

\*UAlbany at James Madison  
\*Delaware at Maine  
\*New Hampshire at Towson  
\*William and Mary at Villanova  
Rhode Island at Brown  
Bryant at Stony Brook

**Saturday, October 12**

\*UAlbany at Delaware  
\*Richmond at James Madison  
\*Rhode Island at New Hampshire  
\*Villanova at Towson  
Stony Brook at Colgate  
Penn at William and Mary



**Saturday, October 19**

\*Towson at UAlbany  
\*William and Mary at Maine  
\*Villanova at New Hampshire  
\*Richmond at Rhode Island

**Saturday, October 26**

\*Delaware at Rhode Island  
\*James Madison at William and Mary  
\*Maine at Villanova  
\*New Hampshire at Stony Brook  
\*Towson at Richmond

**Saturday, November 2**

\*UAlbany at Richmond  
\*Delaware at Towson  
\*Villanova at James Madison  
\*Stony Brook at Maine  
\*New Hampshire at William and Mary  
Rhode Island at Old Dominion

**Saturday, November 9**

\*Maine at UAlbany  
\*William and Mary at Delaware  
\*James Madison at New Hampshire  
\*Villanova at Rhode Island  
\*Richmond at Stony Brook

**Saturday, November 16**

\*New Hampshire at UAlbany  
\*Richmond at Delaware  
\*Stony Brook at James Madison  
\*Rhode Island at Maine  
\*Towson at William and Mary

**Saturday, November 23**

\*UAlbany at Stony Brook  
\*Delaware at Villanova  
\*James Madison at Towson  
\*Maine at New Hampshire  
\*William and Mary at Richmond

**Saturday, November 30**

NCAA Division I Football Championship First Round

**Saturday, December 7**

NCAA Division I Football Championship Second Round

**Saturday, December 14**

NCAA Division I Football Championship Quarterfinals

**Friday & Saturday, December 20 & 21**

NCAA Division I Football Championship Semifinals

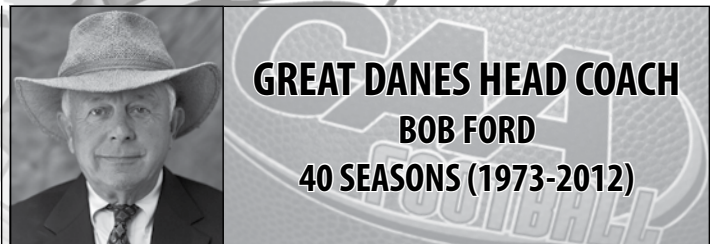
**Date To Be Determined**

NCAA Division I Football Championship Title Game  
(FC Dallas Stadium - Frisco, Texas)

\* - CAA Football Game  
Schedule dates subject to change

**Quick Facts**

Location ..... Albany, N.Y.  
 Enrollment ..... 13,100  
 Nickname ..... Great Danes  
 Website ..... UAlbanySports.com  
 Twitter ..... @UAlbanySports  
 Facebook ..... facebook.com/ualbansports  
 Stadium ..... Bob Ford Field  
 Stadium Capacity ..... 8,500  
 Stadium Surface ..... Synthetic Turf  
 President ..... Dr. Robert J. Jones  
 Athletic Director ..... Dr. Lee McElroy  
 Head Coach ..... Bob Ford (Springfield, 1959)  
 Football Contact ..... Lizzie Barlow, Interim Director/Media Relations  
 Football Contact Office Phone/Email ..... 518-442-3359/ebarlow2@albany.edu  
 Offensive Starters Returning/Lost ..... 6/5  
 Defensive Starters Returning/Lost ..... 6/5



**GREAT DANES HEAD COACH**  
**BOB FORD**  
**40 SEASONS (1973-2012)**

**Collegiate Overall Record (Years)** ..... 264-180-1 (44 years)  
**Record at CAA Football Schools (Years)** ..... 255-159  
**Record in CAA Football Games (Years)** ..... First Year

**UAlbany Coaching Staff**

Ryan McCarthy ..... Associate Head Coach/Offensive Coordinator  
 Drew Christ ..... Defensive Coordinator/Defensive Backs  
 Mike Simpson ..... Linebackers  
 Mike Morita ..... Offensive Line  
 Bill Banagan ..... Defensive Line  
 Don Mion ..... Linebackers  
 Aaron Smith ..... Wide Receivers  
 Jamie Casullo ..... Running Backs  
 Kevin Ross ..... Tight Ends  
 Matt Scott ..... Cornerbacks

**2012 RESULTS (9-2)**

Home Stadium: University Field (10,000)

Home: 4-1      Away: 5-1      vs. Top 25 (TSN): 1-1      vs. Top 25 (Coach): 1-1  
 Total Home Attendance: 20,021      Average Home Attendance: 4,004

Date	Opponent	Result	Attendance
Sept. 1	{rv/rv} Colgate	W 40-23	6,194
Sept. 8	{rv/rv} *at Robert Morris	W 35-10	1,068
Sept. 15	{rv/rv} at Youngstown State {5/8}	L 24-31	15,840
Sept. 22	{rv/rv} at Maine {23/22}	W 30-20	7,101
Sept. 29	{rv/rv} *Monmouth {rv/-}	W 55-24	2,482
Oct. 6	{rv/rv} *at Bryant	W 31-14	1,219
Oct. 13	{rv/24} *Saint Francis (Pa.)	L 36-13	6,852
Oct. 27	{24/20} *at Sacred Heart	W 23-20	3,505
Nov. 3	{20/18} *Wagner	L 0-30	2,617
Nov. 10	{rv/rv} *at Duquesne	W 38-31	2,193
Nov. 17	{rv/rv} *Central Connecticut State	W 63-34	1,876

CAA Team's Coaches & Sports Network Rankings listed prior to Opponent/Opponent's Coaches & Sports Network Rankings listed after Opponent at time game was played

**2013 Schedule**

Date	Opponent	Location	Series Record
Aug. 31	at Duquesne	Pittsburgh, Pa.	5-1
Sept. 7	at Colgate	Hamilton, N.Y.	1-3
Sept. 14	*Rhode Island	Albany, N.Y.	First Meeting
Sept. 21	Central Connecticut State	Albany, N.Y.	12-5
Sept. 28	at Old Dominion	Norfolk, Va.	First Meeting
Oct. 5	*at James Madison	Harrisonburg, Va.	First Meeting
Oct. 12	*at Delaware	Newark, Del.	1-1
Oct. 19	*Towson	Albany, N.Y.	2-1
Nov. 2	*at Richmond	Richmond, Va.	First Meeting
Nov. 9	*Maine	Albany, N.Y.	4-2
Nov. 16	*New Hampshire	Albany, N.Y.	0-1
Nov. 23	*at Stony Brook	Stony Brook, N.Y.	10-4



**KEVIN CHILLIS**



**WILL FIACCHI**



**OMAR OSBOURNE**



**KADEEM WILLIAMS**



**KEVIN CHILLIS**  
BUFFALO, N.Y.  
MCKINLEY

WR	5-9	175	SR.
----	-----	-----	-----

YEAR	GP	No.	Yds	TD	Long	Avg/G	Avg/C
2010	11	6	105	1	49	9.5	17.5
2011	9	23	351	1	50	39.0	15.3
2012	11	19	220	1	44	20.0	11.6
<b>Career</b>	<b>31</b>	<b>48</b>	<b>676</b>	<b>3</b>	<b>50</b>	<b>21.8</b>	<b>14.1</b>



**WILL FIACCHI**  
MARCELLUS, N.Y.  
MARCELLUS

QB	6-3	200	R-JR.
----	-----	-----	-------

YEAR	GP	----- Passing -----				--- Rushing ---			
		Comp.-Att.-Int.	Yds.	TD	Lg.	Att.	Yds.	TD	
2011	2	0-1-0	0	0	0	0	0	0	
2012	11	188-309-5	2156	11	81	49	15	2	
<b>Career</b>	<b>13</b>	<b>188-310-5</b>	<b>3156</b>	<b>11</b>	<b>81</b>	<b>49</b>	<b>15</b>	<b>2</b>	

- Two-time NEC Special Teams Player of the Week in 2012
- Started all 11 games at wide receiver
- Ranked second on the team with 901 all-purpose yards and six touchdowns
- Totaled 383 rushing yards and four rushing touchdowns on 23 carries
- Made 19 receptions for 220 yards and one touchdown

- Started all 11 games at quarterback
- Set a program record for completed passes in a regular season, completing 188-of 309 with just five interceptions
- Threw for 2,156 yards on the year, good for third all-time at UAlbany
- Passed for 11 touchdowns and rushed for two
- Averaged 196.0 yards per game with a 127.96 pass efficiency
- Threw for a career-high three touchdowns, completing 17-of-21 passes at Robert Morris on Sept. 8 and also rushed for one
- Threw for a career-high 262 yards (23-34-1) at Bryant on Oct. 6



**OMAR OSBOURNE**  
SYRACUSE, N.Y.  
BISHOP LUDDEN

TB	6-1	195	JR.
----	-----	-----	-----

YEAR	GP	No.	Yds	TD	Long	Avg/G	Avg/C
2011	12	56	308	3	46	25.7	5.5
2012	11	108	503	5	40	45.7	4.7
<b>Career</b>	<b>23</b>	<b>164</b>	<b>811</b>	<b>8</b>	<b>46</b>	<b>35.3</b>	<b>4.9</b>

- Played in all 11 games with one start vs. Wagner (11/3)
- Ranked second on the squad with 503 rushing yards and five rushing touchdowns, carrying the ball 18 times.
- Made 11 receptions for a total of 219 yards and one touchdown
- Totaled 722 all-purpose yards, good for third on the team
- Rushed a career-high 113 yards and scored a touchdown, as well as received three passes for a total of 33 yards in win over Colgate (9/1)
- Rushed a season-high 18 times at Duquesne (11/10) for 80 yards, including a three-yard touchdown run. Also caught three passes



**KADEEM WILLIAMS**  
JERSEY CITY, N.J.  
HUDSON CATHOLIC

LT	6-7	310	SR.
----	-----	-----	-----

- First team All-NEC in 2012
- College Sports Madness second team All-America
- Started all 11 games at left tackle
- Helped limit opponent sacks to just 1.45 per game
- Named to the Preseason All-Conference Team and College Sporting News FCS Preseason All-America Third Team in 2012

**Playing Career**

1956-59 .....Springfield College

**Coaching Career**

1959..... Running Backs/Secondary, St. Lawrence University  
 1960-64 ..... Secondary/Offensive Backs, Albright College  
 1964..... Secondary, Springfield College  
 1965-68 ..... Head Coach, St. Lawrence University  
 1969..... Defensive Coordinator, Springfield College  
 1970-1972 ..... Head Coach, University at Albany (club)  
 1973- ..... Head Coach, University at Albany

**Personal**

**Birthdate**

September 11, 1937

**Hometown**

Holden, Mass.

**Alma Mater**

Springfield College '59 (B.S.)  
 St. Lawrence University '60 (M.S.)  
 Springfield College '70 (Pe.D.)

**Wife**

Donna

**Children**

Sherri Lee



**All-Time UAlbany Coaching Records**

Coach	Years	Record	Pct.	Conf.	Pct.
Bob Ford	1973-	255-159	.616		

**Ford's Year-By-Year Record**

Year	School	Record	Conf./Finish	Postseason	Year	School	Record	Conf./Finish	Postseason
1965	St. Lawrence	4-4			1992	UAlbany	6-4		
1966	St. Lawrence	2-6			1993	UAlbany	6-4		
1967	St. Lawrence	1-6-1			1994	UAlbany	4-6		
1968	St. Lawrence	2-6			1995	UAlbany	3-7		
<b>St. Lawrence Totals</b>		<b>9-22-1 (.290)</b>			1996	UAlbany	7-3		
1973	UAlbany	7-2			1997	UAlbany	11-1		
1974	UAlbany	9-0			1998	UAlbany	10-1		
1975	UAlbany	7-2			1999	UAlbany	7-2		
1976	UAlbany	4-5			2000	UAlbany	5-6		
1977	UAlbany	9-2			2001	UAlbany	7-3		
1978	UAlbany	7-3			2002	UAlbany	8-4		
1979	UAlbany	6-3			2003	UAlbany	7-4		
1980	UAlbany	5-5			2004	UAlbany	4-7		
1981	UAlbany	7-3			2005	UAlbany	5-6		
1982	UAlbany	6-3			2006	UAlbany	7-4		
1983	UAlbany	3-7			2007	UAlbany	8-4		
1984	UAlbany	5-5			2008	UAlbany	9-3		
1985	UAlbany	9-2			2009	UAlbany	7-4		
1986	UAlbany	4-6			2010	UAlbany	6-5		
1987	UAlbany	5-5			2011	UAlbany	8-4		NCAA First Round
1988	UAlbany	5-5			2012	UAlbany	9-2		
1989	UAlbany	5-4			<b>UAlbany Totals</b>		<b>255-159 (.616)</b>		
1990	UAlbany	3-7			<b>Career Totals</b>		<b>264-180-1 (.586)</b>		
1991	UAlbany	5-5							

### 2013 Team Information

Total No. of Starters Returning: 12

**Offense: 6**

- .....QB - Will Fiacchi
- .....WR - Cole King
- .....WR - Kevin Chillis
- .....LT - Kadeem Williams
- .....C - Eric LaPorta
- .....RT - Adam Pasnik

**Defense: 6**

- .....DE - Andrew Smith
- .....NG - Tim Kologrivov
- .....OLB - Kyle Jordan
- .....FS - Tramaine Wilson
- .....SS - Justinian Mason
- .....CB - Randall Exantus

**Special Teams: 0**

Total No. of Starters Lost: 12

**Offense: 5**

- .....TB - Drew Smith
- .....WR - Ryan Kirchner
- .....TE - Paul Booker
- .....LG - Joe Hoback
- .....RG - Anthony Bazzoffi

**Defense: 5**

- .....DT - Ocieka Bakou
- .....DE - Dean Mercuris
- .....ILB - Chris Wilk
- .....ILB - Jon Morgan
- .....CB - Leon Saddler

**Special Teams: 2**

- .....P - Paul Layton
- .....K - Sean Kenny

*NOTE: Special Teams include kickers and punters only.*

### 2013 Newcomers

Name	Pos.	Ht./Wt.	Hometown (High School/Last School)
Anthony DeLuca	CB	5-9/165	Longwood, Fla. (Lake Mary)
Kyle Downer	QB	6-3/215	Oak Hill, Va. (Oakton)
Ryan Griffin	RB	6-0/215	Latham, N.Y. (Shaker)
Brad Harris	WR	6-3/195	Orlando, Fla. (University)
Kalief Joyner	TE	6-5/248	Brooklyn, N.Y. (Cheshire Academy)
Jack Knecht	DE	6-3/247	Haddonfield, N.J. (Haddonfield)
Malachi Lawrence	WR	6-3/170	Bronx, N.Y. (Dewitt Clinton/Nassau C.C.)
Ian Maltz	K/P	5-10/165	Millstone Township, N.J. (The Hun School)
Chizi Mba	OL	6-4/265	Union, N.J. (Union)
JP McCauley	OT	6-4/295	Queensbury, N.Y. (Queensbury)
Neil Morrison	RB	5-11/195	Miramar, Fla. (Pembroke Pines Charter)
Nicholas Nerolien	OL	6-2/275	Lexington, Mass. (Lexington)
Marcel Ngachie	LB	5-11/225	Silver Springs, Md. (Our Lady of Good Counsel)
Ben Pagan	OLB/DE	6-2/236	Highstown, N.J. (Peddie School)
Dorian Polk	CB	5-10/170	Lockport, N.Y. (Lockport/Erie C.C.)
Michael Senn	OL	6-3/300	Orchard Park, N.Y. (Orchard Park)
Michael Simone	DE	6-4/215	Mahopac, N.Y. (Mahopac)
Shane Sweeney	QB	6-1/210	Phelps, N.Y. (Geneva)
DaeSean Timmons	OG	6-2/276	Hyattsville, Md. (DeMatha)
Martel Williams	LB	6-0/203	Plantation, Fla. (St. Thomas Aquinas)
Austin Weeks	WR	6-1/172	Durham, N.C. (Hillside)

### Great Danes Roster

No.	Name	Pos.	Ht./Wt.	Cl.	Hometown (High School/Last School)
3	Jake Meek	WR	6-1/215	Jr.	Penfield, N.Y. (Bishop Kearney)
4	Rhakeem Wiggins	WR	5-10/175	Jr.	Cheektowaga, N.Y. (Cleveland Hill)
5	Tramaine Wilson	S	5-10/190	Sr.	Staten Island, N.Y. (Tottenville)
6	Randall Exantus	CB	5-8/165	Sr.	Greenlawn, N.Y. (Elwood-John Glenn)
7	Ryan Smith	QB	6-2/205	So.	Guiderland, N.Y. (Guiderland/Colgate)
9	Kevin Chillis	WR	5-9/175	Sr.	Buffalo, N.Y. (McKinley)
12	Ryan Spelman	QB	6-1/215	So.	Monroe, N.Y. (Monroe-Woodbury)
13	Tom O'Riordan	K/P	5-10/200	RSo.	Stony Point, N.Y. (North Rockland)
14	Will Fiacchi	QB	6-3/200	RJr.	Marcellus, N.Y. (Marcellus)
15	Ian Maltz	K/P	5-10/165	Fr.	Millstone Township, N.J. (The Hun School)
16	Ricky Joseph	CB	5-10/170	Jr.	Brooklyn, N.Y. (Thomas Jefferson)
17	Prosper Mbongue-Muna	OLB	6-3/225	Sr.	Albany, N.Y. (Albany Academy)
19	Brandon Baylor	S	6-0/180	Jr.	Wheaton, Md. (St. John's College)
20	Evan Nusbaum	OLB	6-0/175	RSo.	Burnt Hills, N.Y. (Burnt Hills-Ballston Lake)
22	Dorian Polk	CB	5-10/170	Jr.	Lockport, N.Y. (Lockport/Erie C.C.)
23	Omar Osbourne	TB	6-1/195	Jr.	Syracuse, N.Y. (Bishop Ludden)
24	Nick Beach	CB	5-11/175	RSo.	Charlotte, N.C. (Mallard Creek)
25	Clay Harris	CB	5-11/180	Jr.	West Henrietta, N.Y. (Rush-Henrietta)
27	Presley Beauvais	TB	5-4/150	RSo.	Spring Valley, N.Y. (St. Joseph Regional)
28	Justinian Mason	S	6-1/190	Sr.	Mason, Ohio (Cincinnati St. Xavier)
29	Victor Jerez	TB	5-8/200	Jr.	Buffalo, N.Y. (Buffalo State)
30	Xavier Hicks	S	6-0/175	Jr.	Orlando, Fla. (Edgewater)
31	Kyle Jordan	OLB	5-11/200	Jr.	Bernardsville, N.J. (Immaculata)
33	Christian Dorsey	ILB	5-11/215	Jr.	Montclair, N.J. (Montclair)
34	Jason Root	FB	6-3/220	Jr.	Windermer, Fla. (Lake Highland Prep)
36	Alex Helmer	OLB	6-1/210	RSo.	Pompton Plains, N.J. (Pequanock Township)
37	Olatunji Idowu	S	5-10/190	RSo.	Wexford, Pa. (North Allegheny)
38	Karl Allison	TB	5-6/175	RSo.	Bay Shore, N.Y. (Bay Shore)
39	Power Lawrence	TB	5-11/185	So.	Bloomfield, N.J. (Montclair Kimberley)
40	Adegboyega Asanpaola	CB	6-1/175	So.	Hempstead, N.Y. (Holy Trinity)
41	Tony Fusco	TB	5-10/205	So.	Clifton Park, N.Y. (Shenedenhowa)
42	Pat O'Connor	FB	6-3/215	RSo.	Valley Cottage, N.Y. (St. Joseph Regional)
43	Jolo McClary	CB	5-8/160	So.	Fort Lauderdale, Fla. (Saint Thomas Aquinas)
44	Devon O'Reilly	CB	5-10/185	So.	Glastonbury, Conn. (Glastonbury)
46	Christian Harris	ILB	6-0/205	So.	West Henrietta, N.Y. (Rush Henrietta)
47	Parrish McKnight	S	5-10/190	So.	Webster, N.Y. (Webster Schroeder)
48	Rashan Clark	S	6-0/180	So.	Theresa, N.Y. (Indian River)
49	Nic Ketter	TE	6-4/210	So.	Queensbury, N.Y. (Queensbury)
50	Kyle Skrzyniarz	ILB	6-1/225	Jr.	Flemington, N.J. (Hunterdon Central)
51	Mat LaDucer	ILB	6-1/225	RSo.	Wyckoff, N.J. (Ramapo)
52	Joe Fasano	DL	6-0/260	Sr.	Franklin Square, N.Y. (Carey)
53	Terrence Russell	OLB	6-1/215	So.	West Orange, N.J. (West Orange)
54	Jake Dwyer	ILB	6-2/220	Jr.	Springboro, Ohio (Springboro)
55	Marshall Fairley	OLB	6-2/225	Sr.	West Babylon, N.Y. (West Babylon/Pace U.)
56	Dan Naples	DL	6-2/260	So.	Branchburg, N.J. (Somerville)
57	Michael Nicastro	OLB	5-11/210	So.	Clarksville, Md. (Our Lady of Good Counsel)
58	Cody Greenhagen	ILB	6-0/220	So.	Denville, N.J. (Morris Knolls)
59	Andrew Smith	DL	6-2/255	Sr.	Wading River, N.Y. (Riverhead)
60	Domenic LaFragola	OL	6-2/275	So.	Little Egg Harbor, N.J. (Holy Spirit)
61	Jon Martin	K/P	6-2/185	So.	Delmar, N.Y. (Bethlehem Central)
62	James Sanchez	OL	5-11/255	So.	Washington Heights, N.Y. (Cardinal Hayes)
63	Eric LaPorta	OL	6-2/250	Sr.	Yorktown Heights, N.Y. (Yorktown)
65	Neil Maxwell	OL	6-2/270	So.	Barrington, R.I. (Worcester Academy)
66	Wesley Sanon	OL	6-3/270	So.	Nyack, N.Y. (Nyack/Rockland C.C.)
67	Doug Draude	OL	6-3/295	RSo.	East Rockaway, N.Y. (East Rockaway)
68	Dirk Weisenburger	OL	6-6/270	So.	Norwalk, Ohio (Norwalk)
69	John Forster	DL	6-4/240	So.	Huntington, N.Y. (Huntington)
70	Ralph Douyon	DL	6-4/270	Sr.	Staten Island, N.Y. (Wagner)
71	Tom Salmon	OL	6-7/280	Sr.	Malverne, N.Y. (Kellenberg Memorial)
72	Adam Pasnik	OL	6-3/270	RSo.	Orchard Park, N.Y. (St. Francis Athol Springs)
74	Adam Wierbinski	OL	6-3/265	So.	Camillus, N.Y. (West Genesee)
75	Jack Knecht	DL	6-3/247	RFr.	Haddonfield, N.J. (Haddonfield)
76	Kadeem Williams	OL	6-7/310	Sr.	Jersey City, N.J. (Hudson Catholic)
77	Michael Senn	OL	6-3/300	Fr.	Orchard Park, N.Y. (Orchard Park)
78	Matt Campion	OL	6-5/330	So.	Stillwater, N.Y. (Stillwater)
80	Brian Parker	TE	6-4/260	Jr.	Henrietta, N.Y. (McQuaid Jesuit)
81	Jameel Gay	WR	5-11/165	Sr.	Tampa, Fla. (Alonso)
82	Malachi Lawrence	WR	6-3/230	Sr.	Longwood, Fla. (Lake Brantley)
83	Devon Maio	WR	5-10/170	RSo.	Henrietta, N.Y. (Rush-Henrietta)
84	Shane Carroll	WR	6-0/180	Jr.	Morrisville, N.Y. (Buffalo State)
85	Bobby Lynch	WR	5-8/188	So.	Stonington, Conn. (Stonington)
86	Cameron Lewis	WR	5-9/175	So.	Springfield, Va. (Robert E. Lee)
87	Cole King	WR	6-1/185	Jr.	Syracuse, N.Y. (Henninger)
88	Derek Bolund	WR	5-9/165	So.	Clifton Park, N.Y. (Shenedenhowa)
89	Dylan Seibel	TE	6-5/215	So.	Uniontown, Ohio (Lake)
90	Tom Bradley	DL	6-4/230	Jr.	Syracuse, N.Y. (Solvay)
91	Zach Troutman	DL	6-3/265	RFr.	New Providence, N.J. (New Providence)
92	Michael Smith	DL	6-3/225	RFr.	Wading River, N.Y. (Riverhead)
93	Kevin Malloy	TE	6-5/240	So.	East Northport, N.Y. (John H. Glenn)
94	Tim Kologrivov	DL	6-0/265	So.	Wyckoff, N.J. (Ramapo)
95	Nick Cleveland	DL	6-2/225	Fr.	Niskayuna, N.Y. (Christian Brothers Academy)
96	Jon McGriff	DL	6-3/220	Fr.	Syracuse, N.Y. (Christian Brothers Academy)
97	Samuel Gray	DL	6-5/265	Jr.	Poughkeepsie, N.Y. (Franklin Delanor Roosevelt)
98	Zach Morton	DL	6-5/255	So.	Burnt Hills, N.Y. (Burnt Hills-Ballston Lake)
99	Cory Connell	DL	6-2/245	RFr.	Ramsey, N.J. (Ramsey)

**Quick Facts**

Location ..... Newark, Del.  
 Enrollment ..... 16,000  
 Nickname ..... Blue Hens  
 Website ..... bluehens.com  
 Twitter ..... @UDbluehens  
 Facebook ..... facebook.com/DelawareBlueHens  
 Stadium ..... Tubby Raymond Field at Delaware Stadium  
 Stadium Capacity ..... 22,000  
 Stadium Surface ..... FieldTurf  
 President ..... Dr. Patrick E. Harker  
 Athletics Director ..... Eric Ziady  
 Head Coach ..... Dave Brock (Salisbury State, 1994)  
 Football Contact ..... Scott Selheimer, Assistant Athletics Director/Sports Information  
 Football Contact Office Phone/Email ..... 302-831-8007/selheime@udel.edu  
 Offensive Starters Returning/Lost ..... 10/1  
 Defensive Starters Returning/Lost ..... 8/3



**BLUE HENS HEAD COACH**  
**DAVE BROCK**  
**FIRST SEASON**

**Collegiate Overall Record (Years)** ..... First Year  
**Record at CAA Football Schools (Years)** ..... First Year  
**Record in CAA Football Games (Years)** ..... First Year

**Delaware Coaching Staff**

Sean Devine ..... Offensive Coordinator/Offensive Line  
 Tim Weaver ..... Defensive Coordinator/Linebackers  
 John Perry ..... Passing Game Coordinator/Quarterbacks  
 Brian Ginn ..... Wide Receivers  
 Tony Lucas ..... Running Backs  
 Devin Fitzsimmons ..... Tight Ends/Special Teams  
 Dennis Dottin-Carter ..... Defensive Line  
 Henry Baker ..... Cornerbacks  
 Tom McEntire ..... Safeties  
 Fritz Stueber ..... Offensive Quality Control Assistant  
 Mike Donovan ..... Defensive Quality Control Assistant

**2012 RESULTS (5-6, 2-6 CAA)**

Home Stadium: Delaware Stadium (22,000)

Home: 4-3      Away: 1-3      vs. Top 25 (TSN): 0-5      vs. Top 25 (Coach): 0-5  
 Total Home Attendance: 129,792      Average Home Attendance: 18,542

Aug. 30	{15/14}	West Chester	W 41-21	18,823
Sept. 8	{15/15}	Delaware State [NBCSN]	W 38-14	16,898
Sept. 15	{13/14}	Bucknell	W 19-3	18,118
Sept. 22	{12/12}	*at William and Mary [CSN-MA/TCN-P]	W 51-21	10,601
Sept. 29	{8/8}	*at New Hampshire {20/22}	L 14-34	7,058
Oct. 6	{16/15}	*Maine [CSN-BA/CSN-CH/CSN-MA+/CSN-NE/CSN-NW/CSS]	L 3-26	21,506
Oct. 20	{25/T-22}	*Rhode Island	W 47-24	18,672
Oct. 27	{20/16}	*at Old Dominion [NBCSN] {6/7}	L 26-31	20,068
Nov. 3	{23/20}	*Towson [NBCSN] {19/22}	L 27-34 (OT)	16,252
Nov. 10	{rv/rv}	*at Richmond {20/23}	L 17-23	8,700
Nov. 17	{rv/-}	*Villanova [TCN-P] {16/21}	L 10-41	19,523

CAA Team's Coaches & Sports Network Rankings listed prior to Opponent/Opponent's Coaches & Sports Network Rankings listed after Opponent at time game was played

**2013 Schedule**

Date	Opponent	Location	Series Record
Aug. 29	Jacksonville	Newark, Del.	First Meeting
Sept. 7	Delaware State	Newark, Del.	4-0
Sept. 14	at Navy	Annapolis, Md.	7-9
Sept. 21	Wagner	Newark, Del.	First Meeting
Sept. 28	*James Madison	Newark, Del.	12-7
Oct. 5	*at Maine	Orono, Maine	23-9
Oct. 12	*UAlbany	Newark, Del.	1-1
Oct. 26	*at Rhode Island	Kingston, R.I.	20-8
Nov. 2	*at Towson	Towson, Md.	9-5
Nov. 9	*William and Mary	Newark, Del.	22-15
Nov. 16	*Richmond	Newark, Del.	20-9
Nov. 23	*at Villanova	Villanova, Pa.	21-24-1



**TRAVIS HAWKINS**




**BRANDON HEATH**



**ZACH KERR**



**ANDREW PIERCE**




**TRAVIS HAWKINS**  
ROCKVILLE, MD.  
QUINCE ORCHARD/MARYLAND

DB	5-10	195	SR.
----	------	-----	-----

YEAR	GP	S-A-Tackles	SK/TFL	Int	PBU	FF/FR
2011	11	41-11-52	0.0/2.0	4	9	0/0
2012	10	36-14-50	0.0/1.5	0	3	0/0
<b>Career</b>	<b>21</b>	<b>77-25-102</b>	<b>0.0/3.5</b>	<b>4</b>	<b>12</b>	<b>0/0</b>


- Veteran of UD defensive secondary who has started each of the last two seasons
- Started all eight games in which he appeared in 2012 before missing three late games with an injury, finishing fifth on the team with 50 tackles
- Has also returned kickoffs, averaging 25.1 yards on 30 career returns with one touchdown
- Second-Team All-CAA selection in 2011, posting 52 tackles with two for loss, nine pass break-ups and four interceptions



**BRANDON HEATH**  
WEST CHESTER, PA.  
HENDERSON

OL	6-6	300	SR.
----	-----	-----	-----

- Third Team All-CAA selection in 2012
- Anchors an offensive front that will return five starts this fall
- Has started the past two seasons, including the first six games in 2012 at tackle before moving to center for the remainder of the season
- Has played in 36 career games, including 25 starts
- Helped the Blue Hens finish 2011 ranked fifth in the league in rushing, total offense and sacks




**ZACH KERR**  
GAITHERSBURG, MD.  
QUINCE ORCHARD/MARYLAND

DT	6-2	330	SR.
----	-----	-----	-----

YEAR	GP	S-A-Tackles	SK/TFL	Int	PBU	FF/FR
2012	11	15-12-27	1.0/4.5	1	0	0/2
<b>Career</b>	<b>11</b>	<b>15-12-27</b>	<b>1.0/4.5</b>	<b>1</b>	<b>0</b>	<b>0/2</b>

- Second Team All-CAA selection in 2012
- Anchors a UD defensive line that returns eight players with starting experience
- Enters season as a second-year starter
- Started all 11 games in 2012, recording 27 tackles (15 solo), 4.5 TFL, one sack, one interception and two fumble recoveries



**ANDREW PIERCE**  
BRIDGETON, N.J.  
CUMBERLAND REGIONAL

RB	5-11	200	SR.
----	------	-----	-----

YEAR	GP	No.	Yds	TD	Long	Avg/G	Avg/C
2010	15	329	1655	14	40	110.3	5.0
2011	11	279	1279	16	44	116.3	4.6
2012	9	139	703	4	40	78.1	5.1
<b>Career</b>	<b>35</b>	<b>747</b>	<b>3637</b>	<b>34</b>	<b>44</b>	<b>103.9</b>	<b>4.9</b>

- Two-time All-American and three-time All-CAA selection
- Selected to Walter Payton Player of the Year Award Watch List in 2011 and 2012
- Has started all three years in the Blue Hens' backfield
- Has led team in rushing all three years, including a team-high 703 yards and four touchdowns during an injury-plagued junior season
- Ranks fourth nationally among active FCS players with 3,637 career rushing yards
- Has recorded 21 career 100-yard rushing games

## Playing Career

LB..... Ferrum

## Coaching Career

1988-90..... Assistant Coach, Salisbury State  
 1991-93..... Recruiting Coordinator/Defensive Backs, Western Connecticut State  
 1994..... Recruiting Coordinator/Defensive Backs, Salisbury State  
 1995..... Running Backs, Hofstra  
 1997-99..... Recruiting Coordinator/Wide Receivers, Hofstra  
 2000-2001..... Offensive Coordinator/Wide Receivers, Hofstra  
 2002..... Associate Head Coach/Offensive Coordinator, Hofstra  
 2002-04..... Offensive Coordinator/Quarterbacks, Temple  
 2005..... Wide Receivers, North Carolina  
 2006..... Assistant Head Coach/Recruiting Coordinator, North Carolina  
 2007..... Wide Receivers, Kansas State  
 2008..... Offensive Coordinator/Tight Ends, Kansas State  
 2009-11..... Tight Ends, Boston College  
 2012..... Offensive Coordinator/Wide Receivers, Rutgers

## Personal

### Birthdate

June 5, 1967

### Hometown

Moorestown, N.J.

### Alma Mater

Salisbury State, '94

### Wife

Karen

### Children

Henry, William, Richard, Kate, Maggie



## All-Time Delaware Coaching Records

Coach	Years	Record	Pct.	Conf.	Pct.
No Coach	1889-97	15-22-4	.415		
Herbert L. Rice	1898-01	14-15-2	.484		
C.A. Short	1902, 06	8-6-2	.563		
Nathan A. Mannakee	1903-05	8-13-2	.391		
E. Pratt King	1907	0-5-1	.083		
William J. McAvoy	1908-16, 22-24	42-43-13	.495		
Stan Baumgartner	1917	2-5	.286		
Lt. Milton Arronwitz	1918	2-5	.286		
H.B. Shipley	1919-20	5-10-2	.353		
Sylvester R. Derby	1921	5-4	.556		
R.M. Forstburg	1925-27	9-14-1	.396		
Joseph J. Rothrock	1928	2-6	.250		
A.B. Ziegler	1929-30	6-10-2	.389		
Charles Rogers	1931-33	12-9-4	.560		
J. Neil Stahley	1934	4-3-1	.563		
Lyal W. Clark	1935-37	5-18-1	.229		
Stephen J. Grenda	1938-39	4-12	.250		
William D. Murray	1940-42, 46-51	49-16-2	.746		
David M. Nelson	1952-65	84-42-2	.664		
Tubby Raymond	1966-01	300-119-3	.714	89-38	.701
K.C. Keeler	2002-12	86-52	.623	49-41	.544

**Dave Brock 2013-**

### 2013 Team Information

Total No. of Starters Returning: 19

**Offense: 10**

- .....QB - Trent Hurley
- .....RB - Andrew Pierce
- .....WR - Stephen Clark
- .....WR - Michael Johnson
- .....TE - Nick Boyle
- .....OT - Erle Ladson
- .....OG - J.D. Dzurko
- .....C - Brandon Heath
- .....OG - Bobby Kennedy
- .....OT - Ben Curtis

**Defense: 8**

- .....DE - Laith Walschleger
- .....DT - Logan Shultz
- .....DT - Zach Kerr
- .....DE - Vince Hollerman
- .....LB - Jeff Williams
- .....LB - Patrick Callaway
- .....CB - Travis Hawkins
- .....FS - Jake Giusti

**Special Teams: 1**

- .....PK - Sean Baner

Total No. of Starters Lost: 5

**Offense: 1**

- .....WR - Nihja White

**Defense: 3**

- .....LB - Paul Worriolow
- .....CB - Marcus Burley
- .....SS - Tim Breaker

**Special Teams: 1**

- .....P - Rauley Zaragoza

NOTE: Special Teams include kickers and punters only.

### 2013 Newcomers

Name	Pos.	Ht./Wt.	Hometown (High School/Last School)
Diante Cherry	WR	5-9/170	Lancaster, Pa. (McCaskey)
Wes Hills	RB/LB	6-1/195	Wildwood, N.J. (Wildwood)
Brody Kern	OL	6-2/280	York, Pa. (West York)
Jalen Kindle	LB	6-1/210	Fleming Island, Fla. (Fleming Island)
Kennedy Ogbonna	LB	5-11/200	Lanham, Md. (Friendship College/ASA C.C.)
Eric Patton	LB	5-11/220	Wilmington, Del. (St. Elizabeth)
Larry Spears	LB	5-11/215	Henrico, Va. (Varina)
Roman Tatum	CB	5-11/170	Winter Garden, Fla. (West Orange)
Jordan Thomas	DB	6-1/190	Endicott, N.Y. (Union-Endicott/Rutgers)
Alex Thompson	OL	6-4/265	Lawnside, N.J. (Haddon Heights)
Ryan Torzsa	S	6-2/192	Waxhaw, N.C. (Cuthbertson)
Jacob Trump	OL	6-6/270	Mechanicsburg, Pa. (Mechanicsburg)
Cedric Udegbe	DE	6-3/245	Minneola, Fla. (Monteverde Academy)
Justin Watson	SE	5-9/165	Washington, D.C. (Friendship Collegiate)
Blaine Woodson	DL	6-3/260	East Stroudsburg, Pa. (Stroudsburg)
Kyle Yocum	QB	6-2/220	Reading, Pa. (Exeter)

### Blue Hens Roster

No.	Name	Cl.	Pos.	Ht./Wt.	Hometown (High School/Last School)
1	Tavis Hawkins	Sr.	DB	5-10/195	Rockville, Md. (Quince Orchard/Maryland)
5	Rob Jones	Sr.	WR	5-10/185	Tampa, Fla. (Armwood)
6	Andrew Opoku	Jr.	WR	6-4/225	North Brunswick, N.J. (North Brunswick/UConn)
7	Malcolm Bush	Sr.	TE	6-4/225	Englewood, N.J. (Hackensack/Rutgers)
8	Justin Burns	Jr.	QB	6-5/215	Alpharetta, Ga. (Alpharetta)
11	Jake Giusti	Sr.	DB	5-11/180	Neptune Beach, Fla./Fletcher
12	Trent Hurley	Jr.	QB	6-4/220	Connessville, Pa. (Greensburg Central Catholic/Bowling Green)
13	Trevor Sasek	Sr.	QB	6-6/214	Limerick, Pa. (Spring-Ford)
14	Simba Gwashavanhu	Fr.r	DB	6-1/180	Gaithersburg, Md. (Gaithersburg)
15	Blair Menefee	Jr.	DB	5-11/180	Newark, Del. (Hodgson)
16	Sam Miller	So.	DB	5-7/162	Los Angeles, Calif. (Windward School)
17	Michael Johnson	Jr.	WR	6-2/205	Gainesville, Fla. (Gainesville)
18	Mike Milburn	Sr.	WR	6-4/218	Bowie, Md. (DeMatha)
20	Sean Baner	Sr.	K/P	6-1/195	Southampton, Pa. (William Tennent)
21	Stephen Clark	Jr.	WR	6-2/160	Hampton, Va. (Bethel)
23	Mario Rowson	Jr.	DB	6-3/200	Norfolk, Va. (Lake Taylor/Maryland)
25	David Mackall	Sr.	LB	6-3/225	Baltimore, Md. (Edmonson-Westside/Maryland)
26	Ryan Cobb	Jr.	TE	6-1/220	Saddle River, N.J./Don Bosco Prep (Virginia)
27	Julian Laing	Sr.	RB	6-0/183	New Castle, Del./Timber Creek (N.J.) (Lackawanna CC)
28	Jordan Thomas	Jr.	DB	6-1/190	Endicott, N.Y. (Union-Endicott/Rutgers)
29	Garrett Greenway	So.	K	5-8/155	Encinitas, Calif. (La Costa Canyon)
30	Andrew Pierce	Sr.	RB	5-11/200	Bridgeton, N.J. (Cumberland Regional)
31	Jerel Harrison	So.	WR	6-0/205	Richmond, Va. (Varina)
32	Kyle Gayle	Jr.	LB	6-2/210	Montclair, N.J. (Montclair)
33	Jalen Randolph	Fr.r	RB	6-1/230	Ridley Park, Pa. (Ridley)
34	Mark Doe	Fr.r	DB	5-9/165	Collingdale, Pa. (Academy Park)
35	Khaliq Gatson	Fr.r	DB	6-0/170	New Castle, Del. (William Penn)
36	Brandon Tuozzolo	Fr.	K	5-11/175	Newark, Del. (Salesianum)
37	Kivar Thurman	Sr.	DB	5-10/174	South Nyack, N.Y. (Nyack/Dean J.C.)
38	Joe Furlong	Jr.	WR	6-2/210	Audubon, N.J. (Audubon)
40	Derek Battle	Jr.	LB	6-2/185	Charlotte, N.C. (Providence)
41	Kennedy Ogbonna	Jr.	LB	5-11/200	Lanham, Md. (Friendship Collegiate/ASA C.C.)
42	Eric Patton	Fr.	LB	5-11/220	Wilmington, Del. (St. Elizabeth)
43	Craig Brodsky	So.	DB	5-11/195	Orange Park, Fla. (Fleming Island)
44	Patrick Callaway	Jr.	LB	5-10/205	Decatur, Ga. (Martin Luther King)
45	Josh Mauro	Jr.	LB	6-2/230	Wilmington, Del. (Dickinson)
46	Laith Walschleger	Jr.	DE	6-4/270	Alexandria, Va. (St. Stephen's & St. Agnes)
47	Jake Campbell	Jr.	DB	5-11/205	Hershey, Pa. (Hershey)
48	Eric Farkas	So.	DB	6-0/185	Heathrow, Fla. (Seminole)
49	Eric Enderson	Fr.r	K/P	6-1/185	Hampton, Va. (Phoebus)
50	Brandon Snyder	Fr.r	LB	6-2/190	Newark, Del. (Tatnall School)
51	Christopher Lail	Fr.r	LB	6-1/200	Mickleton, N.J. (Kingsway Regional)
52	Keith Green	Fr.r	LB	6-3/220	Newark, Del. (Newark)
53	Andrew Consevage	So.	OL	6-3/275	Mechanicsburg, Pa. (Cumberland Valley/Pittsburgh)
54	Jake Geiser	Jr.	OL	6-3/275	Columbia, Md. (DeMatha)
55	Brandon Henderson	Fr.r	LB	6-3/220	King of Prussia, Pa. (Upper Merion)
56	Bobby Kennedy	Sr.	OL	6-4/295	Newark, Del. (Caravel)
57	Jeff Williams	So.	LB	6-2/186	Freeport, N.Y. (Freeport)
58	Josh Plummer	So.	DL	6-2/200	Saint Mary's, Ga. (Camden County)
59	Vince Hollerman	So.	DL	6-2/235	Woodbine, Ga. (Camden County)
60	Peter Thistle	Fr.	OL	6-2/265	Wexford, Pa. (North Allegheny)
61	Justin Glenn	So.	OL	6-3/250	Newark, Del. (A.I. duPont)
62	Travis Tirrell	So.	DL	6-0/290	Millsboro, Del. (Delmarva Christian)
63	Shawn Davis	Fr.r	OL	6-4/290	Wilmington, Del. (Concord)
64	Anthony Kush	Fr.r	OL	6-1/265	Bear, Del. (Hodgson)
65	Eddie Herr	Sr.	LS	6-3/245	Elkton, Md. (Elkton)
67	JD Dzurko	Jr.	OL	6-3/280	North Wales, Pa. (North Penn)
68	Will Lewis	Fr.r	OL	6-4/265	Jacksonville, Fla. (Bishop Kenny)
69	Ben Curtis	So.	OL	6-5/260	Columbia, Md. (Calvert Hall)
71	Sam Collura	So.	OL	6-4/290	Elkridge, Md. (DeMatha Catholic/Pittsburgh)
75	Connor Bozick	Fr.r	OL	6-5/300	Severn, Md. (DeMatha Catholic)
76	Christian Marchena	So.	OL	6-2/285	Hazlet, N.J. (Raritan)
77	Brandon Heath	Sr.	OL	6-6/300	West Chester, Pa. (Henderson)
78	Erle Ladson	Sr.	OL	6-6/330	Bronx, N.Y. (Cardinal Hayes)
80	Kevin McLaughlin	So.	K	5-10/170	Fort Lauderdale, Fla. (Cardinal Gibbons)
81	Andrew Peterson	Fr.r	WR	6-3/185	Newark, Del. (Wilmington Charter)
82	Matt Rodriguez	So.	TE	6-4/230	Lake Worth, Fla. (Park Vista)
83	Will Rossi	So.	WR	5-10/170	Alexandria, Va./T.C. Williams (Pittsburgh)
84	Brandon Favro	So.	WR	5-9/172	Egg Harbor Twp., NJ (Egg Harbor Twp.)
85	Rickey Bell	So.	WR	6-0/175	Wilmington, Del. (Salesianum)
86	Nick Boyle	Jr.	TE	6-4/235	Wantage, N.J. (High Point Regional)
87	Chris Cordivari	So.	WR	6-1/185	Downingtown, Pa. (Bishop Shanahan)
88	Sam Feleccia	Jr.	TE	6-3/230	Ambler, Pa. (LaSalle)
89	Joe Fortunato	So.	TE	6-2/220	Linwood, N.J. (Mainland Regional)
91	David Tinsley	So.	DL	6-0/270	Seffner, Fla. (Armwood)
92	Alex Pihakis	Sr.	DL	6-0/265	Bridgeton, Pa. (Canon-McMillan)
93	Karon Gibson	So.	DL	5-10/300	Sicklerville, N.J. (Woodbury)
94	Zach Kerr	Sr.	DL	6-2/330	Gaithersburg, Md. (Quince Orchard/Maryland)
95	Brendan Teeven	Jr.	OL	6-1/265	Newark, Del. (St. Mark's)
96	Derrick Saulsberry	Jr.	DE	6-3/238	St. Mary's, Ga. (Camden County)
97	Troy Catalano	So.	DL	6-3/220	Glen Ridge, N.J. (Glen Ridge)
98	Logan Shultz	Jr.	DL	6-3/280	Orrtanna, Pa. (Gettysburg)
99	Irvin Titte	Sr.	DL	6-0/285	Riviera Beach, Fla. (Dwyer)

**Quick Facts**

Location ..... Harrisonburg, Va.  
 Enrollment ..... 19,722  
 Nickname ..... Dukes  
 Website ..... jmusports.com  
 Twitter ..... @JMUSports  
 Facebook ..... facebook.com/JMUDukes  
 Stadium ..... Bridgeforth Stadium/Zane Showker Field  
 Stadium Capacity ..... 24,877  
 Stadium Surface ..... Artificial Grass  
 President ..... Jonathan Alger  
 Athletics Director ..... Jeff Bourne  
 Head Coach ..... Mickey Matthews (West Texas State, 1976)  
 Football Contact ..... John Martin, Assistant Athletics Director/Communications  
 Football Contact Office Phone/Email ..... 540-568-6154/martinja@jmu.edu  
 Offensive Starters Returning/Lost ..... 10/3  
 Defensive Starters Returning/Lost ..... 7/6



**DUKES HEAD COACH  
 MICKEY MATTHEWS  
 14 SEASONS (1999-2012)**

**Collegiate Overall Record (Years)** ..... 103-65 (14 years)  
**Record at CAA Football Schools (Years)** ..... 103-65 (14 years)  
**Record in CAA Football Games (Years)** ..... 68-47 (14 years)

**James Madison Coaching Staff**

Mike O'Cain ..... Offensive Coordinator/Quarterbacks  
 Kyle Gillenwater ..... Assistant Head Coach/Defensive Coordinator/Linebackers  
 Curt Newsome ..... Associate Head Coach/Offensive Line  
 Clayton Matthews ..... Wide Receivers/Kickers  
 Ulrick Edmonds ..... Recruiting Coordinator/Tight Ends  
 Earl Chambers ..... Running Backs  
 Tony LeZotte ..... Secondary  
 Jeff Hanson ..... Defensive Line  
 Isai Bradshaw ..... Strong Safeties  
 Dominique White ..... Defensive Line Assistant  
 Shane Eachus ..... Director of Player Relations

**2012 RESULTS (7-4, 5-3 CAA)**

Home Stadium: Bridgeforth Stadium (24,877)

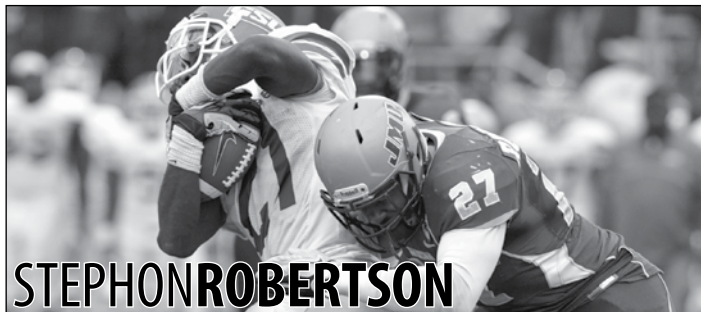
Home: 5-1      Away: 2-2      vs. Top 25 (TSN): 1-2      vs. Top 25 (Coach): 1-2  
 Total Home Attendance: 136,699      Average Home Attendance: 22,783

Sept. 1	{5/8}	St. Francis (Pa.)	W 55-7	23,248
Sept. 8	{5/6}	Alcorn State {rv/-}	W 42-3	20,239
Sept. 15	{4/5}	vs West Virginia [ROOT]	L 12-42	45,511
Sept. 22	{6/7}	*at Rhode Island	W 32-7	4,203
Oct. 6	{5/6}	*Towson [NBCSN] {12/12}	W 13-10	25,077
Oct. 13	{4/5}	*William and Mary [CSN-MA+/TCN-P/CSN-CA/CSN-NW]	W 27-26 (2OT)	22,271
Oct. 20	{2/2}	*at Richmond [CSN-MA/CSN-NE/CSN-P/CSN-BA] {rv/-}	L 29-35	8,700
Oct. 27	{9/10}	*Georgia State	W 28-21	22,813
Nov. 3	{10/10}	*at Maine [CSN-MA/CSN-NE/TCN-P/CSN-CA/CSN-NW]	W 31-7	2,951
Nov. 10	{9/9}	*at Villanova {21/25}	L 20-35	6,617
Nov. 17	{13/14}	*Old Dominion [NBCSN] {4/4}	L 28-38	23,051

CAA Team's Coaches & Sports Network Rankings listed prior to Opponent/Opponent's Coaches & Sports Network Rankings listed after Opponent at time game was played

**2013 Schedule**

Date	Opponent	Location	Series Record
Aug. 31	Central Connecticut State	Harrisonburg, Va.	1-0
Sept. 7	at Akron	Akron, Ohio	First Meeting
Sept. 14	St. Francis (Pa.)	Harrisonburg, Va.	1-0
Sept. 28	*at Delaware	Newark, Del.	8-12
Oct. 5	*UAlbany	Harrisonburg, Va.	First Meeting
Oct. 12	*Richmond	Harrisonburg, Va.	13-17
Oct. 26	*at William and Mary	Williamsburg, Va.	20-15
Nov. 2	*Villanova	Harrisonburg, Va.	11-10
Nov. 9	*at New Hampshire	Durham, N.H.	7-7
Nov. 16	*Stony Brook	Harrisonburg, Va.	First Meeting
Nov. 23	*at Towson	Towson, Md.	18-5-1



**STEPHON ROBERTSON**



**DAE'QUANSCOTT**



**TYLER SNOW**



**CAMERON STARKE**



**STEPHON ROBERTSON**  
ALEXANDRIA, VA.  
EDISON

LB	5-11	225	R-SR.
----	------	-----	-------

YEAR	GP	S-A-Tackles	SK/TFL	Int	PBU	FF/FR
2009	Redshirt					
2010	10	35-55-90	1.0/9.5	0	3	3/0
2011	13	57-56-113	2.0/9.0	1	8	1/1
2012	11	48-53-101	1.0/8.5	1	5	1/0
<b>Career</b>	<b>34</b>	<b>140-164-304</b>	<b>4.0/27.0</b>	<b>2</b>	<b>16</b>	<b>5/1</b>

- 2012 CAA Defensive Player of the Year and First Team All-CAA selection
- Earned All-America honors from the Walter Camp Foundation, Associated Press and The Sports Network in 2012
- Finished eighth overall and second among underclassmen in voting for the 2012 Buck Buchanan Award
- Has started all 34 games played in his career
- Begins his senior season with 304 career tackles (8.94 per game) and 27.0 tackles for loss



**DAE'QUAN SCOTT**  
STAUNTON, VA.  
ROBERT E. LEE

RB	5-9	205	R-SR.
----	-----	-----	-------

YEAR	GP	No.	Yds	TD	Long	Avg/G	Avg/C
2009	Redshirt						
2010	11	48	207	4	43	18.8	4.3
2011	13	237	1304	12	76	100.3	5.5
2012	9	155	781	8	67	86.8	5.0
<b>Career</b>	<b>33</b>	<b>440</b>	<b>2292</b>	<b>24</b>	<b>76</b>	<b>69.5</b>	<b>5.2</b>

- Second Team All-CAA selection in 2012
- Started all nine games in which he appeared last season
- Led the team in a pair of rushing categories with 155 carries and 781 yards to go with eight scores on the ground
- Ranked third in the league and 46th nationally in rushing with 85.78 yards per game
- Has 12 career 100-yard rushing games, including a career-best 251 at UMass as a sophomore that ranks second in school history for a single game




**TYLER SNOW**  
VINTON, VA.  
WILLIAM BYRD

DE/DT	6-3	270	R-SR.
-------	-----	-----	-------

YEAR	GP	S-A-Tackles	SK/TFL	Int	PBU	FF/FR
2009	Redshirt					
2010	11	11-30-41	1.0/2.5	0	1	0/0
2011	13	16-30-46	4.0/6.5	0	1	0/0
2012	11	14-23-37	0.0/5.0	0	0	0/1
<b>Career</b>	<b>36</b>	<b>41-83-124</b>	<b>5.0/14.0</b>	<b>0</b>	<b>2</b>	<b>0/1</b>

- Third Team All-CAA selection in 2012
- Has started 32 of a possible 35 career contests, including 30 straight starts heading into 2013
- Opens the fall with 124 career tackles, with 14.0 of those for loss
- Posted a career-best eight tackles in the win over Georgia State last season
- Served as one of the Dukes' 2012 team captains



**CAMERON STARKE**  
HALIFAX, VA.  
HALIFAX COUNTY (W.VA.)

PK	5-10	175	R-SR.
----	------	-----	-------

YEAR	GP	FG	FGA	Long	Pct.	XPM	XPA	Pct.	Pts.
2009	Redshirt								
2010	3	0	0	-	0.0	0	0	0.0	0
2011	13	15	19	44	78.9	34	35	97.1	79
2012	11	10	14	49	71.4	37	37	100.0	67
<b>Career</b>	<b>27</b>	<b>25</b>	<b>33</b>	<b>49</b>	<b>75.8</b>	<b>71</b>	<b>72</b>	<b>98.6</b>	<b>146</b>

- Second Team All-CAA honoree in 2012
- Served as JMU's primary place kicker the last two years, playing in all 11 games last season
- Hit a career-long 49-yard field goal as part of the 13-10 win over No. 13 Towson
- Has completed 25 of 33 (.758) career field goals and 71 of 72 (.987) extra points
- Averaged 58.1 yards on 39 kickoffs, with nine of them going for touchbacks

## Playing Career

1972-75 ..... West Texas State University

## Coaching Career

1976-77 ..... Offensive Backfield, Lamar (TX) High School  
 1978-79 ..... Assistant Coach, Kansas State University  
 1980-81 ..... Secondary/Recruiting Coordinator, West Texas State University  
 1982-85 ..... Secondary, University of Texas-El Paso  
 1986 ..... Outside Linebackers/Special Teams, University of Houston  
 1987 ..... Secondary, Texas Christian University  
 1988-89 ..... Defensive Coordinator/Assistant Head Coach, Southwest Texas State University  
 1990-95 ..... Defensive Coordinator/Assistant Head Coach, Marshall University  
 1996-98 ..... Linebackers/Secondary, University of Georgia  
 1999- ..... Head Coach, James Madison University

## Personal

### Birthdate

November 8, 1953

### Hometown

Andrews, Texas

### Alma Mater

West Texas State '76

### Wife

Kay

### Children

Meredith Anne, Clayton



## Matthews' Year-By-Year Record

Year	School	Record	Conf./Finish	Postseason
1999	James Madison	8-4	7-1/T1st	NCAA
2000	James Madison	6-5	4-4/T4th	
2001	James Madison	2-9	0-9/11th	
2002	James Madison	5-7	3-6/9th	
2003	James Madison	6-6	4-5/7th	
2004	James Madison	13-2	7-1/T1st (South)	NCAA Champions
2005	James Madison	7-4	5-3/2nd (South)	
2006	James Madison	9-3	7-1/1st (South)	NCAA
2007	James Madison	8-4	6-2/2nd (South)	NCAA
2008	James Madison	12-2	8-0/1st (South)	NCAA Semis
2009	James Madison	6-5	4-4/T4th (South)	
2010	James Madison	6-5	3-5/T8th	
2011	James Madison	8-5	5-3/T5th	NCAA 2nd Round
2012	James Madison	7-4	5-3/T6th	

**James Madison Totals** 103-65 (.613)

**Career Record** 103-65 (.613)

## All-Time James Madison Coaching Records

Coach	Years	Record	Pct.	Conf.	Pct.
Challace McMillin	1972-84	67-56-1	.544		
Joe Purzycki	1985-90	34-30-2	.530		
Rip Scherer	1991-94	29-19	.604	10-6	.625
Alex Wood	1995-98	23-22	.511	16-16	.500
<b>Mickey Matthews</b>	<b>1999-</b>	<b>103-65</b>	<b>.613</b>	<b>68-47</b>	<b>.591</b>

### 2013 Team Information

Total No. of Starters Returning: 18

**Offense: 10**

- .....OT - Austin Lane
- .....OT - Josh Wells
- .....OG - Eric Cuchholz
- .....OG - Matt Cunningham
- .....OG - Scott Jones
- .....OC - Matt Williams
- .....WR - Ryan Dixon
- .....WR - Quintin Hunter
- .....WR - Daniel Brown
- .....RB - Dae'Quan Scott

**Defense: 7**

- .....DT - Alex Mosley
- .....DT - Jordan Stanton
- .....DE - Tyler Snow
- .....LB - Stephon Robertson
- .....LB - Titus Till
- .....CB - Corey Davis
- .....S - Dean Marlowe

**Special Teams: 1**

- .....PK - Cameron Starke

Total No. of Starters Lost: 10

**Offense: 3**

- .....TE - Brian Barlow
- .....OT - Earl Watford
- .....QB - Justin Thorpe

**Defense: 6**

- .....DT - Sean O'Neill
- .....DE - Aaron Harper
- .....CB - Leavander Jones
- .....LB - Jamie Veney
- .....LB - Chase Williams
- .....S - Jakarie Jackson

**Special Teams: 1**

- .....PK/P - David Skahn

*NOTE: Special Teams include kickers and punters only.*

### 2013 Newcomers


Name	Pos.	Ht./Wt.	Hometown (High School/Last School)
Khalid Abdullah	TB	5-10/195	Newport News, Va. (Heritage)
Silas Ademola	DT	6-4/240	Cheverly, Md. (Bladensburg)
Andrew Ankrach	DE	6-4/220	Gaithersburg, Md. (Quince Orchard)
Brandon Brown	TE	6-4/240	Chester, Va. (Matoaca)
Jordan Brown	WR/DB	6-1/190	Cranberry Township, Pa. (Seneca Valley)
Rashard Davis	WR	5-9/180	Charlottesville, Va. (Charlottesville)
Zach Dunston	S	6-2/201	Virginia Beach, Va. (Green Run/Marshall)
Nick Edwards	TE/DL	6-4/225	Virginia Beach, Va. (Kellam)
Raven Greene	CB	6-0/185	Virginia Beach, Va. (First Colonial)
Kyre Hawkins	LB	6-2/200	Baltimore, Md. (Dunbar)
Cody Hendrickson	DT	6-3/250	Senford, Va. (York)
Cardon Johnson	TB	5-9/180	Newport News, Va. (Warwick)
Lukas O'Connor	QB	6-4/215	Avon, Conn./Culver City, Calif. (Avon Old Farms)
Evans Osuji	DE	6-4/235	Maplewood, N.J. (West Orange)
Brandon Ravenel	WR	5-10/180	Stafford, Va. (North Stafford)
Simeyon Robinson	DT	6-2/265	Virginia Beach, Va. (First Colonial)
Blaine Stewart	WR	6-2/190	Morgantown, W.Va. (Morgantown)
Aaron Stinnie	OL/DL	6-5/260	Troy, Va. (St. Anne's-Belfield)
Brad Szoka	WR	5-11/180	Leesburg, Va. (Loudoun County)

### Dukes Roster

No.	Name	Cl.	Pos.	Ht./Wt.	Hometown (High School/Last School)
1	Titus Till	R-Jr.	SS	6-2/210	Upper Marlboro, Md. (Wise/Maryland)
3	Sage Harold	Jr.	DE	6-4/230	Virginia Beach, Va. (Ocean Lakes/Fork Union)
5	Dejor Simmons	R-Jr.	TB	5-8/185	Virginia Beach, Va. (Green Run)
6	DeAndre' Smith	Jr.	WR	5-10/180	District Heights, Md. (Wise)
9	Peter Rose	R-Sr.	WS	5-10/195	Amherst, Va. (Amherst)
10	Daniel Brown	R-Jr.	WR	6-4/210	Windsor, Va. (Isle of Wight)
11	Dae'Quan Scott	R-Sr.	TB	5-9/205	Staunton, Va. (Robert E. Lee)
12	Lafonte Thourgood	R-So.	QB	6-2/235	Virginia Beach, Va. (Ocean Lakes/Vanderbilt)
13	Ian Fisher	R-Fr.	TE	6-6/245	Brunswick, Md. (Brunswick)
14	Taylor Reynolds	R-Fr.	CB	6-1/185	Newark, Del. (Newark)
16	Dean Marlowe	R-Jr.	FS	6-2/195	Queens, N.Y. (Holy Cross)
17	Michael Birdsong	So.	QB	6-4/225	Matoaca, Va. (Matoaca)
18	Arlandis Harvey	R-Sr.	WR	6-0/205	Oakton, Va. (Flint Hill)
20	Daniel Allen	R-Sr.	FS	5-10/185	Ashburn, Va. (Stone Bridge)
21	Jeremiah Wilson	R-Jr.	CB	5-10/195	Winchester, Va./ (Handley/Maryland)
22	Marquis Woodyard	R-Jr.	WS	5-10/180	Frederick, Md. (Thomas Johnson)
23	Jauan Latney	R-Jr.	TB	6-0/205	Fredericksburg, Va. (Massaponax)
27	Stephon Robertson	R-Sr.	LB	5-11/225	Alexandria, Va. (Edison)
29	Andre Mealy	R-Fr.	TB	5-10/210	Louisa, Va. (Louisa County)
30	Ron Gordon	R-Fr.	CB	5-9/190	Williamstown, N.J. (Williamstown)
31	Rhakeem Stallings	R-Fr.	LB	6-0/210	Chesapeake, Va. (Oscar Smith)
32	Corey Davis	R-Jr.	CB	5-9/165	Union, N.J. (St. Peter's Prep)
33	Gage Steele	R-Fr.	LB	6-0/215	Front Royal, Va. (Warren)
34	Xavier Crocker	R-Fr.	CB	5-10/180	Mechanicsville, Va. (Hanover)
35	Sean Walker	R-So.	WS	5-11/190	Stafford, Va. (North Stafford)
37	Deane Cheatham	R-So.	TB	6-1/225	Mechanicsville, Va. (Hanover)
37	Chase Walter	R-Fr.	WR	6-1/195	Clifton, Va. (Centreville)
38	Kwe'shon Williams	R-Fr.	ATH	5-10/160	Norfolk, Va. (Norview)
40	Julian Drakeford	R-Fr.	CB	5-10/160	Warrenton, Va. (Kettle Run)
41	Andre Coble	R-So.	WR	5-10/175	Richmond, Va. (Meadowbrook/Fork Union)
43	Eric Magruder	R-Jr.	FS	6-0/195	Petersburg, Va. (Petersburg)
46	Cameron Starke	R-Sr.	PK	5-10/175	Halifax, Va./ (Halifax County (West Virginia))
47	Marzae Brooks	R-So.	LB	5-10/215	Mechanicsville, Va. (Hanover)
47	John Barillo	R-Fr.	LB	6-1/215	Ventnor, N.J. (St. Augustine Prep)
48	Ascene Jacques	R-So.	DE	6-2/225	Springdale, Md. (C.H. Flowers)
49	Graham Sharples	R-Jr.	PK/P	5-10/155	Winchester, Va. (Handley)
50	Brandon Lee	R-Jr.	DE	6-2/250	Sterling, Va. (Park View)
51	Scott Jones	R-Sr.	OG	6-5/295	McLean, Va. (Langley)
51	Jake Marten	R-Fr.	LB	6-1/215	Chesterfield, Va. (Manchester)
53	Matt Williams	R-Jr.	OC	6-3/280	Glen Mills, Pa. (Cardinal O'Hara)
55	A.J. Scott	R-Jr.	OG	6-5/295	Staunton, Va. (Robert E. Lee/Marshall)
56	Jordan Stanton	R-Sr.	DT	6-4/280	Fairfax, Va. (Robinson)
57	Kyle Rigney	R-Fr.	OC	6-2/235	Wirtz, Va. (Franklin County)
58	Justin Baker	R-Fr.	DT	6-0/270	Ashburn, Va. (Briar Woods)
59	Casey Kroll	R-So.	OG	6-6/275	Nokesville, Va. (Kettle Run/Fork Union)
60	Matt Cunningham	R-Jr.	OT	6-3/290	Alexandria, Va. (West Potomac)
61	Christian Norton	R-So.	DE	6-2/235	Richmond, Va. (Deep Run)
64	Matt Frank	R-Fr.	OG	6-4/260	Fairfax, Va. (Fairfax)
67	Bingham Togia	R-Sr.	DT	6-1/260	Springfield, Va. (Robert E. Lee)
68	Connor Arnone	R-So.	PK	6-0/190	Williamsport, Md. (Williamsport)
71	Josh Wells	R-Sr.	OT	6-5/300	Mechanicsville, Va. (Hanover)
72	Erik Buchholz	R-Jr.	OG	6-6/270	Malvern, Pa. (Great Valley)
76	Mitchell Kirsch	R-Fr.	OL	6-5/280	Kensington, Md. (St. John's College H.S.)
77	Austin Lane	R-Jr.	OT	6-5/300	Clifton Park, N.Y. (Shenendehowa/Syracuse)
78	Wray Fucci	R-So.	OT	6-6/290	Oyster Bay, N.Y. (Holy Trinity)
82	Ryan Dixon	R-Jr.	WR	6-0/185	Union Bridge, Md. (Linganore)
83	Derek Hart	R-So.	TE	6-4/205	Manheim, Pa. (Manheim Central)
85	Dominick Richards	R-So.	TE	6-6/245	Tamaqua, Pa. (Marian Catholic)
88	Quintin Hunter	R-Sr.	WR/QB	6-1/195	Orange, Va. (Orange County (Virginia))
89	Anthony Rose	R-Jr.	WR	6-3/195	Amherst, Va. (Amherst)
90	Alex Mosley	R-So.	DT	6-3/285	Highland Springs, Va. (Highland Springs)
92	Albert Williams	R-So.	WR	6-4/220	Prince George, Va. (Prince George)
93	Dylan Stallings	R-Fr.	TE	6-4/245	Yorktown, Va. (Grafton)
94	Coby Branch	R-Fr.	WR	5-9/180	Burkeville, Va. (Nottoway)
95	Tyler Snow	R-Sr.	DE/DT	6-3/270	Vinton, Va. (William Byrd)
96	Justin Wellons	R-Fr.	WR	6-0/175	Chesapeake, Va. (Western Branch)
97	Zack Ozycz	R-Jr.	TE	6-4/240	Herndon, Va. (Herndon)
99	Josh Hogan	R-Jr.	DE	6-2/265	Fairfax, Va. (Woodson)

**Quick Facts**

Location .....Orono, Maine  
 Enrollment .....12,000  
 Nickname .....Black Bears  
 Website .....goblackbears.com  
 Twitter .....@BlackBearsFB  
 Facebook .....facebook.com/UMBlackBears  
 Stadium .....Morse Field at Alfond Stadium  
 Stadium Capacity .....10,000  
 Stadium Surface .....Artificial Grass  
 President .....Dr. Paul Ferguson  
 Athletics Director .....Steve Abbott  
 Head Coach .....Jack Cosgrove (Maine, 1978)  
 Football Contact .....Tyson McHatten, Assistant Manager/Media Relations  
 Football Contact Office Phone/Email .....201-581-3596/tyson.mchatten@umit.maine.edu  
 Offensive Starters Returning/Lost .....7/4  
 Defensive Starters Returning/Lost .....8/5



**BLACK BEARS HEAD COACH  
 JACK COSGROVE  
 20 SEASONS (1993-2012)**

**Collegiate Overall Record (Years)** ..... 111-118 (20 years)  
**Record at CAA Football Schools (Years)** ..... 111-118 (20 years)  
**Record in CAA Football Games (Years)** ..... 76-87 (20 years)

**Maine Coaching Staff**

Kevin Bourgoin ..... Offensive Coordinator/Quarterbacks  
 Paul Ferraro ..... Defensive Coordinator/Linebackers  
 Kyle Archer ..... Wide Receivers/Offensive Special Teams  
 Jeff Ambrosie ..... Offensive Line/Running Game Coordinator  
 Dennis Dottin-Carter ..... Defensive Line/Defensive Special Teams  
 Joe Harasymiak ..... Defensive Backs  
 Shawn Demaray ..... Running Backs/Recruiting Coordinator  
 Jordan Stevens ..... Defensive Assistant/Defensive Line  
 Greg Webster ..... Defensive Assistant/Defensive Backs  
 Matt Birkett ..... Tight Ends

**2012 RESULTS (5-6, 4-4 CAA)**

Home Stadium: Alfond Stadium (10,000)

Home: 1-4      Away: 4-2      vs. Top 25 (TSN): 1-3      vs. Top 25 (Coach): 1-3  
 Total Home Attendance: 21,376      Average Home Attendance: 4,275

Sept. 8	{20/18}	at Boston College [ESPN3]	L 3-34	30,685
Sept. 15	{25/21}	at Bryant	W 51-7	2,418
Sept. 22	{23/22}	UAlbany [WABI] {rv/rv}	L 20-30	7,101
Sept. 29	{rv/rv}	*Villanova [WABI] {rv/-}	L 14-35	3,472
Oct. 6		*at Delaware [CSN-BA/CSN-CH/CSN-MA+/CSN-NE/CSN-NW/CSS] {16/15}	W 26-3	21,506
Oct. 13	{rv/rv}	*at Towson {17/19}	L 19-24	10,141
Oct. 20		*New Hampshire [CSN-MA/CSN-NE/CSN-P/CSN-BA] {12/14}	L 21-28	4,873
Oct. 27		*at William and Mary	W 24-10	10,398
Nov. 3		*James Madison [CSN-MA/CSN-NE/TCN-P/CSN-NW] {10/10}	L 7-31	2,951
Nov. 10		*Georgia State [WABI]	W 51-7	2,979
Nov. 17		*at Rhode Island	W 55-6	2,100

CAA Team's Coaches & Sports Network Rankings listed prior to Opponent/Opponent's Coaches & Sports Network Rankings listed after Opponent at time game was played

**2013 Schedule**

Date	Opponent	Location	Series Record
Aug. 31	at Norfolk State	Norfolk, Va.	First Meeting
Sept. 7	at Massachusetts	Foxboro, Mass.	15-40-1
Sept. 14	Bryant	Orono, Maine	2-0
Sept. 21	at Northwestern	Evanston, Ill.	First Meeting
Sept. 28	*at Richmond	Richmond, Va.	10-12
Oct. 5	*Delaware	Orono, Maine	9-23
Oct. 19	*William and Mary	Orono, Maine	4-6
Oct. 26	*at Villanova	Villanova, Pa.	8-8
Nov. 2	*Stony Brook	Orono, Maine	1-1
Nov. 9	*at UAlbany	Albany, N.Y.	2-3
Nov. 16	*Rhode Island	Orono, Maine	54-34-3
Nov. 23	*at New Hampshire	Durham, N.H.	43-49-8



**MICHAEL COLE**



**KENDALL JAMES**



**JUSTIN PERILLO**



**MARCUS WASILEWSKI**




**MICHAEL COLE**  
NORTH BRUNSWICK, N.J.  
NORTH BRUNSWICK

DL	6-2	260	SR.
----	-----	-----	-----

YEAR	GP	S-A-Tackles	SK/TFL	Int	PBU	FF/FR
2009	Redshirt					
2010	11	18-21-39	3.0/6.5	0	3	0/0
2011	13	27-22-49	11.0/15.0	0	4	2/2
2012	5	13-7-20	7.0/7.0	0	0	2/0
<b>Career</b>	<b>29</b>	<b>58-50-108</b>	<b>21.0/28.5</b>	<b>0</b>	<b>7</b>	<b>4/2</b>

- Recorded a career-high five sacks in the Black Bears' win at Delaware. For his performance, was named College Football Performance Awards FCS National Defensive Player of the Week and National Lineman of the Week.
- Notched 7.0 sacks with a pair of forced fumbles in just five games before missing the remainder of the 2012 campaign due to an injury
- The 7.0 sacks unofficially led the CAA, as he did not play in enough games to officially qualify in the stats.
- Despite missing the final six games of the 2012 season, still remains poised to break the school record of 27.5 sacks; has 21.0 sacks in 29 career games to go with 28.5 tackles for loss.
- Was named 2012 Preseason All-CAA and 2011 Second Team All-CAA



**KENDALL JAMES**  
ROSELLE, N.J.  
UNION COUNTRY ACADEMY

DB	6-0	175	SR.
----	-----	-----	-----

YEAR	GP	S-A-Tackles	SK/TFL	Int	PBU	FF/FR
2009	Redshirt					
2010	11	11-5-16	0.0/0.0	0	0	0/0
2011	13	35-15-50	0.0/0.0	3	4	1/1
2012	11	37-9-46	0.0/0.0	3	12	2/0
<b>Career</b>	<b>35</b>	<b>83-29-112</b>	<b>0.0/0.0</b>	<b>6</b>	<b>16</b>	<b>3/1</b>

- Started all 11 games in 2012 and led the Black Bears with 12 pass breakups to go with three interceptions, two forced fumbles and a blocked kick
- Ranked third in the league with 15 passes defended and was tied for seventh with three interceptions
- A season ago, recorded 10 tackles with a pair of pass deflections against Villanova
- Following the 2011 season, was named Third Team All-CAA after recording 50 tackles, three interceptions, four pass breakups and both a forced and recovered fumble




**JUSTIN PERILLO**  
WILMINGTON, DEL.  
THE TATNALL SCHOOL

TE	6-4	250	SR.
----	-----	-----	-----

YEAR	GP	No.	Yds	TD	Long	Avg/G	Avg/C
2009	Redshirt						
2010	9	8	46	2	9	5.1	5.8
2011	13	51	511	4	30	39.3	10.0
2012	11	30	271	5	34	24.6	9.0
<b>Career</b>	<b>33</b>	<b>89</b>	<b>828</b>	<b>11</b>	<b>34</b>	<b>25.1</b>	<b>9.3</b>

- Grabbed a career-high five touchdowns to go with 30 catches and 271 yards in 2012
- Named First Team All-CAA last year after being honored as a College Sporting News Preseason All-American
- Had a pair of touchdowns, seven catches and 68 receiving yards against New Hampshire while also pulling down a pair of touchdown catches at Rhode Island
- As a sophomore, totaled career-highs with 51 catches and 511 yards, receiving Second Team All-CAA honors for his efforts



**MARCUS WASILEWSKI**  
KULPMONT, PA.  
MT. CARMEL

QB	6-1	205	SR.
----	-----	-----	-----

YEAR	GP	----- Passing -----				--- Rushing ---						
		Comp.	Att.	Int.	Yds.	TD	Lg.	Att.	Yds.	TD		
2009	Redshirt											
2010	2	1-1-0	10	0	10	0	0	0	0	0		
2011	5	1-1-0	0	0	0	0	0	0	0	0		
2012	11	206-338-11	2364	21	76	96	306	3				
<b>Career</b>	<b>18</b>	<b>208-340-11</b>	<b>2374</b>	<b>21</b>	<b>76</b>	<b>96</b>	<b>306</b>	<b>3</b>				

- Named to the 2013 College Football Performance Awards FCS Quarterback Award Watch List
- In 2012, threw for 2,364 yards and 21 touchdowns while adding three scores and 420 yards on the ground
- Ranked second in CAA Football in both passing yards per game (214.9) and passing touchdowns (21), third in completions (206) and fourth in total offense (242.7)
- Closed out the 2012 season with four passing touchdowns against both Georgia State and Rhode Island
- Went 31-for-53 with 409 yards passing and a score through the air and on the ground against Villanova

### Playing Career

1974-77 ..... University of Maine

### Coaching Career

1978-80 ..... Graduate Assistant, University of Maine  
 1981-84 ..... Head Coach, Stoughton (Mass.) High School  
 1985-86 ..... Offensive Assistant, Boston College  
 1987-88 ..... Quarterbacks/Receivers, University of Maine  
 1989-92 ..... Offensive Coordinator, University of Maine  
 1993- ..... Head Coach, University of Maine

### Personal

#### Birthdate

October 30, 1955

#### Hometown

Sharon, Mass.

#### Alma Mater

Maine '78

#### Wife

Marilyn

#### Children

Jeri, Matthew, Carly, Sydni



### All-Time Maine Coaching Records

Coach	Years	Record	Pct.	Conf.	Pct.
Chesely Johnston	1892	0-2	.000		
Wildes Veazie	1893	0-5	.000		
No Coach	1894	0-1	.000		
P. Folsom	1895	1-4	.200		
Jack Abbott	1896	1-3-2	.333		
Harry Robinson	1897	1-2	.333		
James Coombs	1898	1-4	.200		
W.B. Hopkins	1899	2-3	.400		
Ernest Burton	1900	4-4	.500		
Wells Farley	1901, 03	12-4	.750		
Eddie N. Robinson	1902	6-2	.750		
A. King	1904	3-4	.429		
Frank McCoy	1905-08	11-15-4	.433		
George Schildmiller	1909	3-4-1	.438		
Edgar Wingard	1910-11	11-3-2	.750		
Thomas Reilly	1912-13	12-3-1	.781		
E.B. Cochems	1914	6-3	.667		
Thomas Hughlitt	1915-16	6-7-3	.469		
Thomas McCann	1917	1-3	.250		
Captain Aldworth	1918	3-1	.750		
James Baldwin	1919-20	9-4-3	.656		
Fred Brice	1921-40	79-58-9	.572		
George Allen	1941, 46-48	16-11-2	.569	3-3	.500
William Kenyon	1942, 44-45	4-11	.267		
Sam Sezak	1943	0-1	.000		
David M. Nelson	1949-50	7-5-2	.536	5-1-1	.833
Harold Westerman	1951-66	80-38-7	.669	41-26-5	.604
Walter Abbott	1967-75	27-53	.338	15-32	.319
Jack Bicknell	1976-80	18-35-1	.343	4-20-1	.180
Ronald Rogerson	1981-84	19-23-1	.454	6-14	.300
Buddy Teevens	1985-86	13-9	.591	5-7	.417
Tim Murphy	1987-88	15-8	.652	10-5	.667
Tom Lichtenberg	1989	9-3	.750	6-2	.750
Kirk Ferentz	1990-92	12-21	.363	8-16	.333
<b>Jack Cosgrove</b>	<b>1993-</b>	<b>111-118</b>	<b>.485</b>	<b>76-87</b>	<b>.466</b>

### Cosgrove's Year-By-Year Record

Year	School	Record	Conf./Finish	Postseason
1993	Maine	0-11*	0-8*/6th (New England)	
1994	Maine	3-8	2-6/T5th (New England)	
1995	Maine	3-8	1-7/T5th (New England)	
1996	Maine	7-4	5-3/2nd (New England)	
1997	Maine	5-6	4-4/T2nd (New England)	
1998	Maine	6-5	3-5/T3rd (New England)	
1999	Maine	4-7	3-5/T6th	
2000	Maine	5-6	3-5/7th	
2001	Maine	9-3	7-2/T1st	NCAA Qtrs
2002	Maine	11-3	7-2/T1st	NCAA Qtrs
2003	Maine	7-5	5-4/T4th	
2004	Maine	5-6	3-5/T4th (North)	
2005	Maine	5-6	3-5/4th (North)	
2006	Maine	6-5	5-3/T2nd (North)	
2007	Maine	4-7	3-5/4th (North)	
2008	Maine	8-5	5-3/2nd (North)	NCAA
2009	Maine	5-6	4-4/2nd (North)	
2010	Maine	4-7	3-5/T8th	
2011	Maine	9-4	6-2/T3rd	NCAA Qtrs
2012	Maine	5-6	4-4/7th	
<b>Maine Totals</b>		<b>111-118 (.485)</b>		
<b>Career Record</b>		<b>111-118 (.485)</b>		

\*3 overall, 2 conference wins forfeited

### 2013 Team Information

Total No. of Starters Returning: 17

**Offense: 7**

- ..... OL - Jeff Gakos
- ..... OL - Joe Hook
- ..... WR - Derrick Johnson
- ..... TE - Justin Perillo
- ..... RB - Rickey Stevens
- ..... WR - John Eberling
- ..... QB - Marcus Wasilewski

**Defense: 8**

- ..... DL - Michael Cole
- ..... DL - Michael Kozlakowski
- ..... CB - Kendall James
- ..... SS - Khari Al-Mateen
- ..... FS - Jamal Clay
- ..... LB - Trevor Bates
- ..... DL - Matt Wilson
- ..... LB - Troy Eastman

**Special Teams: 2**

- ..... PK - Sean Decloux
- ..... P - Jeff Ondish

Total No. of Starters Lost: 9

**Offense: 4**

- ..... WR - Maurice McDonald
- ..... OL - Josh Spearin
- ..... OL - Garrett Williamson
- ..... OL - Chris Howley

**Defense: 5**

- ..... DL - David Toriola
- ..... DL - Doug Alston
- ..... LB - Troy Russell
- ..... LB - Donte Dennis
- ..... CB - Darlos James

**Special Teams: 0**

NOTE: Special Teams include kickers and punters only.

### Black Bears Roster

No.	Name	Pos.	Cl.	Ht./Wt.	Hometown (High School/Last School)
1	Axel Ofori	DB	Jr.	5-10/200	Gaithersburg, Md. (Gaithersburg)
2	Cabrinni Goncalves	LB	So.	5-10/205	Taunton, Mass. (Taunton)
3	Sherrod Baltimore	DB	So.	5-10/180	Fort Washington, Md. (Friendly)
5	Kendall James	DB	Sr.	5-11/181	Roselle, N.J. (Union Country Academy)
6	Troy Eastman	LB	Sr.	6-1/210	Rahway, N.J. (Rahway)
7	Marcus Wasilewski	QB	Sr.	6-1/205	Kulpmont, Pa. (Mt. Carmel)
8	Derrick Johnson	WR	Sr.	5-11/185	Hempstead, N.Y. (Trinity)
9	Michael Cole	DE	Sr.	6-2/250	North Brunswick, N.J. (North Brunswick)
11	John Ebeling	QB/WR	Sr.	6-4/205	Mahwah, N.J. (Mahwah)
12	Carlton Charles	FB	So.	6-0/245	Windham, Maine (Windham)
13	Justin Flores	WR	So.	6-1/185	Woburn, Mass. (Woburn)
14	Daniel Collins	QB	R-Fr.	6-2/190	Williamstown, N.J. (Williamstown)
15	Jamal Clay	DB	Sr.	5-10/187	Mahwah, N.J. (Mahwah)
16	Daniel Upson	WR	So.	6-2/180	Montgomery Village, Md. (Watkins Mill)
17	Isaiah Jones	WR	So.	6-0/175	Orange, Mass. (Mahar Regional)
18	Lamar Fitzgerald	DB	Sr.	5-10/195	Elizabeth, N.J. (Elizabeth/Lackawanna College)
19	Gavin Callahan	DB	Jr.	5-11/200	Windsor, Vt. (Windsor)
20	Tayvon Hall	DB	Fr.	5-9/165	West Hempstead, N.Y. (West Hempstead)
21	Zedric Joseph	RB	Sr.	5-9/180	Orchard Park, N.Y. (Eric C.C.)
22	Michael Mangiarelli	DB	Sr.	6-0/200	Warren, Ohio (Howland)
23	Terrel Walker	RB	Sr.	5-8/200	Taunton, Mass. (Taunton)
24	Khari Al-Mateen	DB	Jr.	6-1/196	Baltimore, Md. (Baltimore Technical Institute)
25	Patrick Pascal	DB	Jr.	5-10/175	Greenlawn, N.Y. (Elwood-John Glenn)
26	Sacyo Malone	RB	R-Fr.	5-9/175	Springfield, Mass. (Central)
27	Marquise Adams	DB	Fr.	6-0/175	Newark, N.J. (North Star Academy)
28	Najee Goode	DB	Fr.	5-10/170	Philadelphia, Pa. (Imhotep Charter School)
29	Javar Coleman	DB	R-Fr.	5-9/180	Brockton, Mass. (New Hampton)
30	Austin Brown	LB	Fr.	6-0/230	Easton, Pa. (Easton Area)
31	Davonte Burke	DB	R-Fr.	6-1/190	Galesville, Md. (Fork Union)
32	Randy Samuels	LB	Jr.	6-0/185	Bronx, N.Y. (Mt. Saint Michael/Berkshire)
33	Arron Achey	LB	Jr.	6-1/215	Newmanstown, Pa. (Eastern Lebanon County)
34	Jerickson Fedrick	RB	Fr.	5-10/210	Salem, N.H. (Choate Rosemary Hall)
35	Jeffrey Ondish	K/P	Jr.	6-2/180	Elkton, Md. (Elkton)
36	Jeremy Salmon	FB	Fr.	6-3/245	Mechanicsburg, Pa. (Cumberland Valley)
37	Sean Decloux	K/P	So.	6-2/184	Ottawa, Ontario (St. Peter Catholic/Red Lion Christian)
38	Salem Lenson	P/K	Fr.	6-0/170	Natick, Mass. (Natick)
39	Rickey Stevens	DB	Sr.	5-9/175	Rochester, N.Y. (Gates Chili)
40	Christophe Mulumba	LB	R-Fr.	6-1/230	Montreal, Quebec (Kent School)
41	Nigel Jones	RB	So.	5-9/198	Pleasantville, N.J. (Holy Spirit)
42	Dylan Walton	WR	R-Fr.	6-1/180	Brunswick, Maine (Brunswick)
43	Matthew LeBlanc	LB	So.	6-2/225	Holden, Mass. (Wachusett Regional)
44	Zachary Hume	LB	Fr.	6-2/230	Holden, Mass. (Wachusett Regional)
45	Dakota Tarbox	TE	Fr.	6-3/220	Dayton, Maine (Thornton Academy)
46	Brian Anthony	LB	So.	6-2/200	Columbia, Md. (Atholton)
47	Jason Simonovich	TE	Fr.	6-3/240	Dallas, Pa. (Dallas)
48	Michael Supp	TE	Fr.	6-5/245	Perkasie, Pa. (Pennridge)
49	Sean Stevenson	FB	So.	6-1/215	Westwood, N.J. (Westwood)
50	Michael Condon	OL	Fr.	6-4/270	West Caldwell, N.J. (Seton Hall Prep)
51	John McCabe	LB	So.	6-0/215	Winslow, Maine (Winslow)
52	Matthew Wilson	DL	Jr.	6-3/270	Freeport, N.Y. (Holy Trinity Diocesan)
53	Nicholas Cox	LB	Sr.	5-11/180	Dorchester, Mass. (Avon Old Farms)
54	Joshua Hughes	LB	R-Fr.	5-11/245	Deerfield, N.H. (Trinity)
55	Patrick Ricard	DL	R-Fr.	6-2/255	Spencer, Mass. (David Prouty)
56	Daniel Carriker	OL	So.	6-2/295	Alexandria, Va. (West Potomac)
57	Benjamin Davis	LB	Fr.	6-2/195	Harrington Park, N.J. (No. Valley Old Tappan)
64	Chase Hoyt	OL	So.	6-4/265	West Chester, Pa. (Bayard Rustin)
66	Schuyler Huntington	DL	Fr.	6-3/260	Cohoes, N.Y. (Shaker)
67	Daniel Burrows	OL	Fr.	6-4/285	Haverhill, Mass. (Haverhill)
68	Jeff Gakos	OL	Sr.	6-4/290	Basking Ridge, N.J. (Ridge)
69	Calvert Schaefer	OL	R-Fr.	6-5/275	Westminster, Md. (Winters Mill)
70	Benedict Wozel	OL	So.	6-8/310	Berlin, Germany (Salisbury School)
71	Joshua Ingalls	DL	R-Fr.	6-3/270	Wells, Maine (Wells)
73	Bruce Johnson	OL	So.	6-3/265	Rochester, N.Y. (Gates Chili)
75	Joseph Hook	OL	Sr.	6-5/290	Westfield, Mass. (Westfield)
76	Tyler Patterson	OL	Sr.	6-6/305	Owls Head, Maine (Rockland)
77	Isiah Brooks	OL	Fr.	6-5/265	Bloomfield, Conn. (Bloomfield)
78	John Reddington	OL	Fr.	6-5/275	Milton, Mass. (Loomis Chaffee)
80	Justin Perillo	TE	Sr.	6-4/250	Wilmington, Del. (The Tatnall School)
81	Jordan Dunn	WR	R-Fr.	6-2/190	Hamilton, N.J. (Steinert)
82	Sean Reuss	TE	R-Fr.	6-3/230	Monticello, N.Y. (Monticello)
83	Jaleel Reed	WR	Fr.	6-1/185	East Lansdowne, Pa. (St. Thomas More)
84	Matthew Cosgrove	WR	Fr.	6-0/185	Bangor, Maine (Bangor)
85	Najee Green	WR	So.	6-3/185	Accokeek, Md. (Gwynn Park)
86	Max Andrews	TE	R-Fr.	6-3/230	Holden, Maine (John Bapst)
87	John Hardy	WR	So.	6-1/178	Portland, Maine (Deering)
88	Damarr Aultman	WR	Jr.	5-11/180	Wheatley Heights, N.Y. (Half Hollow Hills West)
89	Arthur Williams	WR	Jr.	6-0/175	Springfield, Mass. (Commerce)
90	Malik Dorsey	DL	Fr.	6-1/270	Hanover, Md. (Meade)
92	Trevor Bates	DE	So.	6-1/215	Westbrook, Maine (Westbrook)
94	Peter Carbone	DL	Jr.	6-2/265	Hopkinton, Mass. (St. Anslems)
95	Michael Kozlakowski	DE	So.	6-3/240	Lynbrook, N.Y. (Lynbrook)
96	Erwin Roach	DL	Sr.	6-3/240	Bloomfield, N.J. (Fork Union Military Academy)
97	Devin Clark	DL	Jr.	6-3/250	Baltimore, Md. (Dunbar)
98	Darius Greene	DL	R-Fr.	6-2/275	Medford, N.Y. (Longwood)
99	Jean Point-Dujour	DL	Fr.	6-3/230	Irvington, N.J. (Irvington)
	Ryan Bender	WR	Jr.	6-0/165	Smithfield, Maine (Messalonskee)
	Spencer Carey	DB	Fr.	6-2/205	Fairfield, Conn. (Lawrence)
	Kellen Croce	QB	Fr.	6-2/185	Middlebury, Conn. (Gunnery School)
	Daniel Hoffer	QB	Fr.	6-2/210	Yonkers, N.Y. (Archbishop Stepinac)
	Richard Orto	WR	Jr.	5-9/180	Augusta, Maine (Cony)
	Jared Osumah	WR	Fr.	6-3/195	South Windsor, Conn. (Bridgton Academy)

### 2013 Newcomers

Name	Pos.	Ht./Wt.	Hometown/HS (Last School)
Marquise Adams	DB	6-1/175	Newark, N.J. (North Star Academy/East Orange)
Isaiah Brooks	OL	6-6/265	Bloomfield, Conn. (Bloomfield)
Austin Brown	LB	6-0/230	Easton, Pa. (Easton Area)
Daniel Burrows	OL	6-4/285	Haverhill, Mass. (Haverhill)
Spencer Carey	DB	6-2/205	Fairfield, Maine (Lawrence)
Michael Condon	OL	6-4/250	West Caldwell, N.J. (Seton Hall Prep)
Matt Cosgrove	WR	6-1/185	Bangor, Maine (Bangor)
Kellen Croce	QB	6-2/185	Middlebury, Conn. (Pomperaug/The Gunnery School)
Benjamin Davis	LB	6-2/195	Harrington Park, N.J. (Northern Valley Old Tappan)
Malik Dorsey	DL	6-1/270	Hanover, Md. (Meade High School)
Jerickson Fedrick	RB	5-10/208	Salem, N.H. (Salem/Choate Rosemary Hall)
Najee Goode	DB	5-10/170	Philadelphia, Pa. (Imhotep Charter School)
Tayvon Hall	DB	5-9/165	West Hempstead, N.Y. (West Hempstead)
Daniel Hoffer	QB	6-2/210	Yonkers, N.Y. (Archbishop Stepinac)
Zachary Hume	LB	6-2/230	Lancaster, Mass. (Nashoba Regional)
Schuyler Huntington	DL	6-3/257	Cohoes, N.Y. (Shaker)
Sam Lenson	P/K	6-0/170	Natick, Mass. (Natick)
Jared Osumah	WR	6-3/195	South Windsor, Conn. (Bridgton Academy)
Jean Point-Dujour	DL	6-3/220	Irvington, N.J. (Irvington High School)
John Reddington	OL	6-5/275	Milton, Mass. (Xaverian Brothers/Loomis Chaffee)
Jeremy Salmon	FB	6-3/245	Mechanicsburg, Pa. (Cumberland Valley)
Jason Simonovich	TE	6-3/240	Dallas, Pa. (Dallas)
Michael Supp	TE	6-5/235	Perkasie, Pa. (Pennridge)
Dakota Tarbox	TE	6-3/220	Dayton, Maine (Thornton Academy)

**Quick Facts**

Location ..... Durham, N.H.  
 Enrollment ..... 14,469  
 Nickname ..... Wildcats  
 Website ..... unhwildcats.com  
 Twitter ..... @UNHWildcats  
 Facebook ..... facebook.com/UNHWildcats  
 Stadium ..... Cowell Stadium  
 Stadium Capacity ..... 6,500  
 Stadium Surface ..... Artificial Grass  
 President ..... Dr. Mark Huddleston  
 Athletics Director ..... Marty Scarano  
 Head Coach ..... Sean McDonnell (New Hampshire, 1978)  
 Football Contact ..... Mike Murphy, Associate Director/Media and Public Relations  
 Football Contact Office Phone/Email ..... 603-862-3906/mike.murphy@unh.edu  
 Offensive Starters Returning/Lost ..... 8/3  
 Defensive Starters Returning/Lost ..... 7/4



**WILDCATS HEAD COACH  
 SEAN MCDONNELL  
 14 SEASONS (1999-2012)**

**Collegiate Overall Record (Years)** ..... 104-66 (14 years)  
**Record at CAA Football Schools (Years)** ..... 104-66 (14 years)  
**Record in CAA Football Games (Years)** ..... 65-50 (14 years)

**New Hampshire Coaching Staff**

John Lyons ..... Defensive Coordinator/Defensive Backs  
 Ryan Carty ..... Offensive Coordinator/Quarterbacks  
 Jon Shelton ..... Defensive Ends  
 Brian Barbato ..... Tight Ends  
 Michael Ferzoco ..... Running Backs/Recruiting Coordinator  
 Scott James ..... Safeties  
 Alex Miller ..... Offensive Line  
 Chris Van Horn ..... Defensive Tackles  
 Art Link ..... Linebackers  
 Ricky Santos ..... Wide Receivers

**2012 RESULTS (8-4, 6-2 CAA)**

Home Stadium: Cowell Stadium (6,500)

Home: 4-1      Away: 4-3      vs. Top 25 (TSN): 1-3      vs. Top 25 (Coach): 1-3  
 Total Home Attendance: 38,728      Average Home Attendance: 7,746

Aug. 30	{14/12}	at Holy Cross {rv/-}	W 38-17	12,291
Sept. 8	{14/12}	at Minnesota [B10]	L 7-44	47,022
Sept. 15	{18/18}	Central Connecticut State	W 43-10	7,784
Sept. 22	{18/19}	*at Old Dominion [CSN-NE/CSN-MA/CSN-P] {5/5}	L 61-64	20,068
Sept. 29	{20/22}	*Delaware {8/8}	W 34-14	7,058
Oct. 6	{14/17}	*at Georgia State	W 44-21	9,531
Oct. 13	{12/13}	*Richmond [CSN-MA/CSN-NE/TCN-P] {rv/-}	W 44-40	12,834
Oct. 20	{12/14}	*at Maine [CSN-MA/CSN-NE/CSN-P/CSN-BA]	W 28-21	4,873
Oct. 27	{12/12}	*at Rhode Island	W 40-20	5,127
Nov. 3	{11/11}	*William and Mary	W 28-25	5,521
Nov. 17	{7/7}	*Towson [CSN-MA/CSN-NE/CSN-P/CSN-NW/WBIN] {19/16}	L 35-64	5,531
Dec. 1	{11/13}	at Wofford [ESPN3] {9/9}	L 7-23	6,346

CAA Team's Coaches & Sports Network Rankings listed prior to Opponent/Opponent's Coaches & Sports Network Rankings listed after Opponent at time game was played

**2013 Schedule**

Date	Opponent	Location	Series Record
Sept. 7	at Central Michigan	Mount Pleasant, Mich.	0-1
Sept. 14	Colgate	Durham, N.H.	4-1
Sept. 28	at Lehigh	Bethlehem, Pa.	11-2
Oct. 5	*at Towson	Towson, Md.	7-2
Oct. 12	*Rhode Island	Durham, N.H.	54-27-5
Oct. 19	*Villanova	Durham, N.H.	11-11
Oct. 26	*at Stony Brook	Stony Brook, N.Y.	1-0
Nov. 2	*at William and Mary	Williamsburg, Va.	3-13
Nov. 9	*James Madison	Durham, N.H.	7-7
Nov. 16	*at UAlbany	Albany, N.Y.	1-0
Nov. 23	*Maine	Durham, N.H.	49-43-8



**MANNYASAM**



**R.J. HARRIS**



**SEAMUSO'NEILL**



**NICOSTERITI**




**MANNY ASAM**  
BLOOMFIELD, N.J.  
WORCESTER ACADEMY

SS	6-0	187	SR.
----	-----	-----	-----

YEAR	GP	S-A-TACKLES	SK/TFL	INT	PBU	FF/FR
2009	Redshirt					
2010	8	0-0-0	0.0/0.0	0	0	0/0
2011	12	46-29-75	1.0/6.0	3	4	0/1
2012	12	55-21-76	1.5/5.0	1	1	1/1
<b>Career</b>	<b>32</b>	<b>101-50-151</b>	<b>2.5/11.0</b>	<b>4</b>	<b>5</b>	<b>1/2</b>

- Named Second Team All-CAA after finishing second on team with 76 tackles
- Registered career-high 12 tackles and tallied first career forced fumble in NCAA Second Round game at Wofford
- Leads active Wildcats with 151 career tackles
- Ranks second among current players with four career interceptions



**R.J. HARRIS**  
ODENTON, MD.  
ARUNDEL

WR	6-0	192	JR.
----	-----	-----	-----

YEAR	GP	No.	Yds	TD	Long	Avg/G	Avg/C
2010	Redshirt						
2011	11	50	714	7	66	64.9	14.3
2012	12	84	1059	9	73	88.3	12.6
<b>Career</b>	<b>24</b>	<b>134</b>	<b>1773</b>	<b>16</b>	<b>73</b>	<b>73.9</b>	<b>13.2</b>

- Earned spot on All-CAA First Team and All-New England Team in 2012
- Ranked second in the league with 7.0 receptions per game and 88.2 receiving yards per game
- Ranks fourth in school single-season history with 84 catches and sixth with 1,059 yards
- Has registered four 100-yard receiving games, including career-high 191 yards at Old Dominion last fall



**SEAMUS O'NEILL**  
MANCHESTER, N.H.  
MANCHESTER CENTRAL

OL	6-4	281	SR.
----	-----	-----	-----

- Has started 24 consecutive games at left tackle
- Named to the All-CAA First Team and All-New England Team
- Anchored offensive line for league's No. 2 scoring offense (34.1 points/game), total offense (451.5 yards/game) and No. 3 rushing offense (220.8 yards/game)
- Selected Third Team All-CAA as a sophomore in 2011



**NICO STERITI**  
TOMS RIVER, N.J.  
TOMS RIVER EAST

RB	5-11	221	JR.
----	------	-----	-----

YEAR	GP	No.	Yds	TD	Long	Avg/G	Avg/C
2010	Redshirt						
2011	12	65	370	3	87	30.8	5.7
2012	12	140	921	9	63	76.8	6.6
<b>Career</b>	<b>24</b>	<b>205</b>	<b>1291</b>	<b>12</b>	<b>87</b>	<b>51.6</b>	<b>6.3</b>

- Named Second Team All-CAA in 2012
- Ranked sixth in CAA Football with 76.8 rushing yards per game last season
- Accrued five 100-yard rushing performances and scored team-high nine touchdowns
- Ranked 10th in the league with 101.5 all-purpose yards per game and 5.0 points scoring per game among non-kickers

## Playing Career

1975-78 ..... University of New Hampshire

## Coaching Career

1979..... Assistant Coach, Manchester (N.H.) Memorial High School  
 1980-82 ..... Assistant Coach, Manchester (N.H.) West High School  
 1983-84 ..... Defensive Coordinator, Hamilton College  
 1985-87 ..... Wide Receivers/Tight Ends, Boston University  
 1988..... Graduate Assistant, Boston College  
 1989-90 ..... Assistant Coach, Columbia University  
 1991-93 ..... Quarterbacks/Receivers, University of New Hampshire  
 1994-98 ..... Offensive Coordinator, University of New Hampshire  
 1999- ..... Head Coach, University of New Hampshire

## Personal

### Birthdate

October 15, 1955

### Hometown

Saratoga Springs, N.Y.

### Alma Mater

New Hampshire '78

### Wife

Jenny

### Children

Tim, Tommy



## McDonnell's Year-By-Year Record

Year	School	Record	Conf./Finish	Postseason
1999	New Hampshire	5-6	3-5/T6th	
2000	New Hampshire	6-5	4-4/T4th	
2001	New Hampshire	4-7	2-7/10th	
2002	New Hampshire	3-8	2-7/10th	
2003	New Hampshire	5-7	3-6/T8th	
2004	New Hampshire	10-3	6-2/1st (North)	NCAA Qtrs
2005	New Hampshire	11-2	7-1/1st (North)	NCAA Qtrs
2006	New Hampshire	9-4	5-3/T2nd (North)	NCAA Qtrs
2007	New Hampshire	7-5	4-4/T2nd (North)	NCAA
2008	New Hampshire	10-3	6-2/1st (North)	NCAA Qtrs
2009	New Hampshire	10-3	6-2/1st (North)	NCAA Qtrs
2010	New Hampshire	8-5	5-3/T3rd	NCAA Qtrs
2011	New Hampshire	8-4	6-2/T3rd	NCAA 2nd Round
2012	New Hampshire	8-4	6-2/T1st	NCAA 2nd Round

**New Hampshire Totals** **104-66 (.612)**

**Career Record** **104-66 (.612)**

## All-Time New Hampshire Coaching Records

Coach	Years	Record	Pct.	Conf.	Pct.
No Coach	1893-01	16-32-2	.340		
John Scannell	1902-03	4-9-2	.333		
G.B. Ward	1904	2-5	.286		
Edward Herr	1905-07	5-14-5	.313		
Charles Gill	1908	1-7	.125		
Willard Gildersleeve	1909	3-4	.429		
Ray Thomas	1910-11	3-8-2	.308		
Tod Eberle	1912-13	5-8-1	.393		
T.D. Sheppard	1914	1-6-2	.167		
William Cowell	1915-17, 19-36	87-68-23	.553		
George Sauer	1937-41	22-18-1	.549		
Charlie Justice	1942	6-0	1.000		
Bill Glassford	1946-48	19-5-1	.780	7-1	.875
Chief Boston	1949-64	60-57-10	.512	25-34-8	.433
Andy Mooradian	1965	0-8	.000	0-5	.000
Joe Yukica	1966-67	7-9	.438	3-7	.300
Jim Root	1968-71	18-14-1	.561	11-9	.550
Bill Bowes	1972-98	175-106-5	.621	97-74-2	.567
<b>Sean McDonnell</b>	<b>1999-</b>	<b>104-66</b>	<b>.612</b>	<b>65-50</b>	<b>.565</b>

### 2013 Team Information

Total No. of Starters Returning: 16

**Offense: 8**

..... LT - Seamus O'Neill  
 ..... C - Mike Coccia  
 ..... RT - Rob Bowman  
 ..... TE - Harold Spears  
 ..... QB - Sean Goldrich  
 ..... RB - Nico Steriti  
 ..... WR - R.J. Harris  
 ..... WR - Jimmy Giansante

**Defense: 7**

..... DE - Cody Muller  
 ..... DT - Matt Kaplan  
 ..... DE - Jay Colbert  
 ..... SS - Manny Asam  
 ..... WS - Tre Williams  
 ..... FS - Nick Cefalo  
 ..... CB - Chris Houston

**Special Teams: 1**

..... PK/P - Mike MacArthur

Total No. of Starters Lost: 7

**Offense: 3**

..... OL - Chris Zarkosie  
 ..... OL - Mickey DiLima  
 ..... WR - Joey Orlando

**Defense: 4**

..... DT - Jared Smith  
 ..... LB - Alan Buzbee  
 ..... CB - Dontra Peters  
 ..... LB - Matt Evans

**Special Teams: 0**

NOTE: Special Teams include kickers and punters only.

### 2013 Newcomers

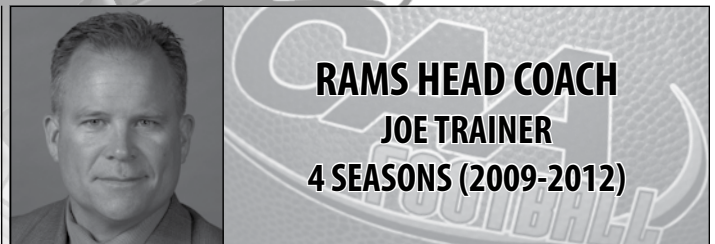
Name	Pos.	Ht./Wt.	Hometown (High School/Last School)
Max Avin	WR/DB	5-11/180	Coral Springs, Fla. (Coral Springs)
Michael Boryeskne	FB/LB	6-1/215	Sparta, N.J. (Sparta)
Odaine Franklyn	TE/LB	6-2/230	White Plains, N.Y. (Proctor)
Rick Holt	OL/DL	6-3/275	Portsmouth, N.H. (Portsmouth)
Jake Kennedy	OL/DL	6-3/285	Amherst, N.H. (Souhegan)
Aaron Lewis-Cenales	WR/DB	6-0/175	Odenton, Md. (Arundel)
Will McNerny	OL/DL	6-7/290	Bedford, N.H. (Bedford)
Patrick Mensah	WR/DB	6-0/185	New City, N.Y. (St. Joseph's Regional)
Geno Miller	RB/DB	5-11/190	Alexandria, Va. (Bishop Ireton)
Antonio Natale	QB/S	6-1/200	Bridgewater, N.J. (Immaculata)
Riley Pritchett	TE/LB	6-2/215	Berwyn, Pa. (Conestoga)

### Wildcats Roster

No.	Name	Pos.	Cl.	Ht./Wt.	Hometown (High School/Last School)
4	Manny Asam	S	Sr.	6-0/187	Bloomfield, N.J. (Worcester Academy)
5	Sean Goldrich	QB	So.	6-3/213	West Haven, Conn. (Notre Dame)
6	Kyon Taylor	WR	R-Fr.	5-11/178	Springfield, Va. (Lee)
8	Jared Allison	WR	So.	5-8/172	Cliffwood, N.J. (Matawan Regional)
9	Lamar Edmonds	CB	So.	5-10/165	Worcester, Mass. (St. Peter-Marian)
9	Joe Ghiloni	K/P	R-Fr.	5-8/175	Warwick, N.Y. (Warwick Valley)
10	Brad Prasky	K/P	Jr.	6-1/191	Groton, Mass. (Groton-Dunstable)
11	Tre Williams	S	Jr.	6-3/191	Syracuse, N.Y. (Christian Brothers Academy)
12	Adam Riese	QB	R-Fr.	6-1/213	Hamilton, N.J. (Steinert)
13	Mike MacArthur	K/P	Sr.	5-10/186	North Hampton, N.H. (Winnacunnet)
14	Andy Vailas	QB	Jr.	6-2/187	Bedford, N.H. (Phillips Academy)
15	R.J. Harris	WR	Jr.	6-0/192	Odenton, Md. (Arundel)
16	Nick Cefalo	S	Jr.	6-2/196	Basking Ridge, N.J. (Ridge)
16	Hayden Jardine	QB	R-Fr.	6-4/223	Tokyo, Japan (American School)
17	Mike DeTroia	WR	So.	6-3/206	Barnegat, N.J. (Barnegat)
18	Cam Seymour	WR	Jr.	6-4/216	Hyannis, Mass. (Nauset Regional)
19	Chris McCormick	QB	R-Fr.	6-2/202	Winooski, Vt. (Berkshire Academy)
20	Ryan Lynch	S	Jr.	5-9/177	Atkinson, N.H. (Timberlane Regional)
21	Steven Thames	CB	Jr.	6-0/176	Fort Washington, Md. (Riverdale Baptist)
22	Nico Steriti	RB	Jr.	5-11/221	Toms River, N.J. (Toms River East)
23	Dougie Moss	DB	So.	5-10/180	Huntsville, Ala. (Columbia)
24	Mike Kelly	WR	So.	5-9/194	Merrimack, N.H. (Bishop Guertin)
26	Khyheem Finley	S	So.	5-10/204	Staten Island, N.Y. (Curtis)
27	Dalton Crossan	RB	R-Fr.	5-11/206	Lake Ronkonkoma, N.Y. (Sachem North)
28	Casey DeAndrade	DB	R-Fr.	5-11/207	East Bridgewater, Mass. (East Bridgewater)
29	Jim Earley	RB	So.	5-10/182	Hopkinton, N.H. (Bishop Brady)
30	Chris Setian	RB	Sr.	5-10/235	East Longmeadow, Mass. (Suffield Academy)
31	Chris Beranger	S	Sr.	5-11/198	Winthrop, Mass. (Winthrop)
32	Jimmy Owens	RB	Jr.	5-9/220	West Deptford, N.J. (West Deptford)
33	Keith Parkinson	S	So.	6-1/197	Fort Lauderdale, Fla. (Pine Crest)
34	Steve Collister	LB	Sr.	5-10/242	Rochester, N.Y. (Greece Olympia)
35	Kaill Bailey	CB	So.	5-10/178	Lancaster, Pa. (Manheim Township)
37	Chris Houston	CB	Sr.	5-9/176	Harrisburg, Pa. (Bishop McDevitt)
38	Anthony Pante	WR	R-Fr.	6-2/178	Manalapan, N.J. (St. John Vianney)
38	Ray Ramos	S	Fr.	5-10/190	Nashua, N.H. (Nashua South)
39	Eric Burgos	S	Fr.	5-9/190	Danvers, Mass. (Danvers)
40	Tim Pike	S	Jr.	5-10/198	Bedford, Mass. (Bedford)
41	Horace Chalstrom	CB	R-Fr.	5-9/180	Annapolis, Md. (St. Mary's)
42	Akil Anderson	LB	So.	6-1/208	Morristown, N.J. (Morristown)
43	Mark Acino	WR	R-Fr.	5-11/183	Hyde Park, Mass. (Charles Luther)
44	Dab Ukvuani	DE	So.	6-3/257	Gaithersburg, Md. (Col. Zadok Magruder)
45	Daniel Rowe	S	So.	6-1/192	Orange, N.J. (Williston Northampton)
46	Hayden Knudson	S	So.	6-0/206	Alexandria, Va. (Hayfield)
47	Anthony Guidice	K/P	Jr.	5-8/170	Nashua, N.H. (Nashua North)
49	Ryan Farrell	LB	R-Fr.	6-1/213	Westwood, Mass. (Xaverian Brothers)
51	Shane McNeely	LB	Jr.	6-2/238	Whitehall, Pa. (Allentown Central Catholic)
54	Harry Theodhosi	LB	Fr.	6-0/215	Londonderry, N.H. (Londonderry)
55	Jay Colbert	DE	Sr.	6-1/261	Lanham, Pa. (Neshaminy)
56	DeVaughn Chollette	LB	R-Fr.	6-0/232	Scranton, Pa. (West Scranton)
57	Kevin McNally	LB	R-Fr.	6-1/219	Cornwall, N.Y. (Cornwall)
58	Sean McCann	DT	Sr.	6-3/275	Avon Lake, Ohio (Avon Lake)
60	Matt Kaplan	DT	Jr.	6-1/296	Franklin, N.H. (Franklin)
61	Sean Ryan	OL	Sr.	6-2/301	Londonderry, N.H. (Londonderry)
62	George Kallas	OL	So.	6-2/311	Beverly, Mass. (Beverly)
63	Ricky Archer	OL	Sr.	6-2/280	The Plains, Va. (Osceola)
64	Tad McNeely	OL	R-Fr.	6-2/270	Whitehall, Pa. (Allentown Central Catholic)
65	Tim Johnson	OL	Jr.	6-2/294	Oakdale, Pa. (West Allegheny)
66	Seamus O'Neill	OL	Sr.	6-4/281	Manchester, N.H. (Manchester Central)
67	Curtis Nealer	OL	R-Fr.	6-3/296	Pitman, N.J. (Pitman)
68	Jesse Trotter	OL	R-Fr.	6-3/265	Derry, N.H. (Pinkerton Academy)
69	Alexander Morrill	OL	R-Fr.	6-2/299	Lebanon, N.H. (Lebanon)
70	Mike Coccia	OL	Jr.	6-3/295	Bethlehem, Pa. (Freedom)
75	Rashid Armand	DT	So.	6-1/288	Brooklyn, N.Y. (Sheepshead Bay)
76	Alex Blane	OL	Jr.	6-4/281	North Andover, Mass. (North Andover)
77	Zach Hundertmark	OL	So.	6-4/285	West Windsor, N.J. (Hun School)
78	Rob Bowman	OL	Jr.	6-5/288	Cheshire, Conn. (Notre Dame)
79	Austin Heter	OL	So.	6-4/271	McKees Rocks, Pa. (Montour)
80	Cam Shorey	DE	R-Fr.	6-5/253	Calais, Maine (Phillips Exeter)
81	Justin Mello	WR	Sr.	6-0/212	Dartmouth, Mass. (Dartmouth)
82	Jimmy Giansante	WR	Jr.	6-2/200	Jefferson Hills, Pa. (Thomas Jefferson)
83	Tim Farina	WR	Sr.	5-9/168	Campton, N.H. (Plymouth Regional)
85	Brian Ciccone	TE	Jr.	6-3/253	Manchester, Mass. (Manchester Essex)
86	Ekene Nwokoye	TE	So.	6-5/227	Hanover, N.H. (Academy of the New Church)
87	Jordan Powell	TE	R-Fr.	6-3/237	Forked River, N.J. (Lacey Township)
88	Andrew Lauderdale	TE	R-Fr.	6-6/259	Concord, N.H. (Trinity)
89	Harold Spears	TE	Jr.	6-4/245	Perkasie, Pa. (Pennington School)
91	Jimmy Vailas	DL	Sr.	6-3/261	Bedford, N.H. (Kimball Union Academy)
92	Julian Turner	DT	So.	6-0/293	East Pittsburgh, Pa. (Woodland Hills)
95	Ryan Welch	DT	So.	6-3/290	Dunstable, Mass. (Lawrence Academy)
96	Cody Muller	DE	Sr.	6-2/255	Telford, Pa. (Souderton)
97	Robbie Zauck	DE	Jr.	6-2/243	Ocean City, N.J. (Ocean City)
98	Danny Riley	DL	So.	6-4/260	Danielsville, Pa. (Northampton Area)
99	Christian Breda	K/P	So.	6-2/181	Needham, Mass. (Dexter)

**Quick Facts**

Location ..... Kingston, R.I.  
 Enrollment ..... 15,591  
 Nickname ..... Rams  
 Website ..... gorhody.com  
 Twitter ..... twitter.com/RhodyFootball  
 Facebook ..... facebook.com/RhodyFootball  
 Stadium ..... Meade Stadium  
 Stadium Capacity ..... 6,555  
 Stadium Surface ..... Natural Grass  
 President ..... Dr. David Dooley  
 Athletics Director ..... Thorr Bjorn  
 Head Coach ..... Joe Trainer (Dickinson, 1990)  
 Football Contact ..... Shane Donaldson, Coordinator/Media Relations  
 Football Contact Office Phone/Email ..... 401-874-2409/sdonaldson@advance.uri.edu  
 Offensive Starters Returning/Lost ..... 6/5  
 Defensive Starters Returning/Lost ..... 8/3



**RAMS HEAD COACH**  
**JOE TRAINER**  
**4 SEASONS (2009-2012)**

**Collegiate Overall Record (Years)** ..... 22-55 (7 years)  
**Record at CAA Football Schools (Years)** ..... 9-35 (4 years)  
**Record in CAA Football Games (Years)** ..... 6-26 (4 years)

**Rhode Island Coaching Staff**

Roy Istvan ..... Offensive Coordinator/Offensive Line  
 Brian Vaganek ..... Defensive Coordinator/Defensive Line  
 Eddie Allen ..... Special Teams Coordinator/Running Backs  
 Tristan Burge ..... Assistant Defensive Backs/Cornerbacks  
 Steve Canter ..... Quarterbacks  
 Rapheal Dowdy ..... Linebackers/Recruiting Coordinator  
 Omar King ..... Wide Receivers  
 Ryan Mattison ..... Defensive Backs  
 Matt Sutjak ..... Assistant Special Teams Coordinator/Fullbacks/Tight Ends

**2012 RESULTS (0-11, 0-8 CAA)**

Home Stadium: Meade Stadium (6,555)

Home: 0-5      Away: 0-6      vs. Top 25 (TSN): 0-5      vs. Top 25 (Coach): 0-4  
 Total Home Attendance: 20,748      Average Home Attendance: 4,150

Sept. 8	at Monmouth	L 6-41	2,986
Sept. 15	*at Villanova [CSN-NE/CSN-MA+/CSN-P] {rv/-}	L 10-31	10,513
Sept. 22	*James Madison {6/7}	L, 7-32	4,203
Sept. 29	at Bowling Green [ESPN3]	L 8-48	15,338
Oct. 6	Brown	L 7-17	3,305
Oct. 13	*Georgia State	L 7-41	6,013
Oct. 20	*at Delaware {25/T-22}	L 24-47	18,672
Oct. 27	*New Hampshire {12/12}	L 20-40	5,127
Nov. 3	*at Richmond {22/rv}	L 0-39	8,700
Nov. 10	*at Towson {17/17}	L 10-41	7,362
Nov. 17	*Maine	L 6-55	2,100

CAA Team's Coaches & Sports Network Rankings listed prior to Opponent/Opponent's Coaches & Sports Network Rankings listed after Opponent at time game was played

**2013 Schedule**

Date	Opponent	Location	Series Record
Aug. 29	at Fordham	Bronx, N.Y.	5-6
Sept. 7	*Stony Brook	Kingstown, R.I.	First Meeting
Sept. 14	*at UAlbany	Albany, N.Y.	First Meeting
Sept. 21	*at William and Mary	Williamsburg, Va.	3-12
Sept. 28	Central Connecticut State	Kingstown, R.I.	2-0
Oct. 5	at Brown	Providence, R.I.	26-70-2
Oct. 12	*at New Hampshire	Durham, N.H.	28-54-5
Oct. 19	*Richmond	Kingstown, R.I.	5-15
Oct. 26	*Delaware	Kingstown, R.I.	8-21
Nov. 2	at Old Dominion	Norfolk, Va.	0-1
Nov. 9	*Villanova	Kingstown, R.I.	3-15
Nov. 16	*at Maine	Orono, Maine	34-55-3



**BOBBENTSEN**



**JAMAAL BESS**



**ANDREW BOSE**



**DOUG JOHNSON**



**BOB BENTSEN**  
WARWICK, R.I.  
WARWICK VETS

QB	6-1	213	SR.
----	-----	-----	-----

YEAR	GP	----- Passing -----			--- Rushing ---			
		Comp.-Att.-Int.	Yds.	TD	Lg.	Att.	Yds.	TD
2009	Redshirt							
2010	Did not play							
2011	9	93-156-8	1137	9	73	39	163	1
2012	10	162-279-7	1553	7	77	80	226	4
Career	19	255-435-15	15	2690	77	119	389	5

- The most accurate passer in school history, completing 58.8 percent of his attempts (255-for-434)
- Tied for eighth in Rhode Island history with 255 pass completions
- Enters the season needing just 310 yards to become 10th player in school history with 3,000 passing yards
- Rushed for a team-high four touchdowns and had just seven interceptions in 10 games in 2012
- Ranked seventh in CAA Football with 155.3 passing yards per game in 2012
- Ranked fifth in CAA Football with 279 pass attempts and 162 pass completions



**JAMAAL BESS**  
CHICO, CALIF.  
BETTE COLLEGE

CB	5-9	180	SR.
----	-----	-----	-----

YEAR	GP	S-A-Tackles	SK/TFL	Int	PBU	FF/FR
2012	10	26-16-42	0.0/0.0	0	4	0/0
Career	10	26-16-42	0.0/0.0	0	4	0/0

- Named Third Team All-CAA in 2012
- Started 10 games as a rookie for the Rams, missing one game due to injury
- Finished sixth on the team with 44 tackles, including 28 solo stops
- Turned in a career-high seven tackles against Delaware last season
- Tied for second on the team with four pass breakups
- Played on every special teams unit in the kicking game



**ANDREW BOSE**  
HUNTINGTOWN, MD.  
HUNTINGTOWN

LB	6-2	232	JR.
----	-----	-----	-----

YEAR	GP	S-A-Tackles	SK/TFL	Int	PBU	FF/FR
2011	10	6-2-8	0.0/0.0	0	0	0/0
2012	11	52-34-86	1.0/6.5	0	1	1/1
Career	21	58-36-94	1.0/6.5	0	1	1/1

- Named Third Team All-CAA after recording a team-high 86 tackles in 2012
- Started every game in 2012 as a true sophomore
- Ranked fifth among linebackers in CAA Football with 7.8 tackles per game
- Had a career-high 16 tackles against Richmond, the ninth-most single-game stops in school history
- Finished second on the team with 6.5 tackles for loss
- Completed his sophomore season with one sack, one forced fumble and one fumble recovery



**DOUG JOHNSON**  
WARWICK, R.I.  
DEAN COLLEGE

LB	6-0	228	SR.
----	-----	-----	-----

YEAR	GP	S-A-Tackles	SK/TFL	Int	PBU	FF/FR
2011	11	51-28-79	6.0/14.5	2	1	0/0
2012	Redshirt					
Career	11	51-28-79	6.0/14.5	2	1	0/0

- Earned a medical redshirt after suffering a shoulder injury early in the 2012 season
- Registered 26 tackles in his three games played last fall
- Selected Third Team All-CAA as a junior in 2011
- In 2011, ranked second in CAA Football with 16 tackles for loss and fifth with six sacks
- Finished with 79 tackles his junior season, representing the second best total on the team
- Has 105 total tackles and 19.5 tackles for loss in 14 career games with the Rams

**Playing Career**

1986-89 ..... Dickinson College

**Coaching Career**

1990-91 ..... Graduate Assistant/Linebackers, Temple University  
 1992 ..... Linebackers/Special Teams, Frostburg State University  
 1993-94 ..... Linebackers/Special Teams, Colgate University  
 1995-96 ..... Defensive Coordinator/Linebackers, University of New Haven  
 1997-99 ..... Linebackers, Villanova University  
 2000-04 ..... Defensive Coordinator, Villanova University  
 2005-07 ..... Head Coach, Millersville University  
 2008 ..... Associate Head Coach/Defensive Coordinator, University of Rhode Island  
 2009 ..... Assistant Head Coach, Bowling Green State University  
 2009- ..... Head Coach, University of Rhode Island

**Personal**

**Birthdate**

March 6, 1968

**Hometown**

Roslyn, Pa.

**Alma Mater**

Dickinson '90

**Wife**

Moreen

**Children**

Liam, Dillon, Keira



**Trainer's Year-By-Year Record**

Year	School	Record	Conf./Finish	Postseason
2005	Millersville	5-6		
2006	Millersville	5-6		
2007	Millersville	3-8		
<b>Millersville Totals</b>		<b>13-20 (.394)</b>		
2009	Rhode Island	1-10	0-8/6th (North)	
2010	Rhode Island	5-6	4-4/T5th	
2011	Rhode Island	3-8	2-6/8th	
2012	Rhode Island	0-11	0-8/11th	
<b>Rhode Island Totals</b>		<b>9-35 (.205)</b>		
<b>Career Totals</b>		<b>22-55 (.286)</b>		

**All-Time Rhode Island Coaching Records**

Coach	Years	Record	Pct.	Conf.	Pct.
No Coach	1895-97	2-7	.222		
Marshall Tyler	1898-08	23-22-8	.509		
George Cobb	1909-11, 13-14	17-16-5	.513		
Robert Bingham	1912	6-3	.667		
Jim Baldwin	1915-16	6-9-1	.406		
Fred Murray	1917, 19	2-11-3	.154		
Frank Keaney	1920-40	70-87-12	.449		
Bill Beck	1941, 46-49	12-22-2	.353	1-11	.083
Paul Cieurzo	1942, 45	5-4	.556		
Hal Kopp	1950, 52-55	28-11-2	.718	15-5-1	.738
Ed Doherty	1951	3-5	.375	1-3	.250
Herb Maack	1956-60	17-22-2	.436	8-12-2	.409
John Chironna	1961-62	4-11-3	.267	2-7-1	.250
Jack Zilly	1963-69	21-41-2	.339	10-23-2	.314
Jack Gregory	1970-75	22-33-2	.400	13-18-1	.422
Bob Griffin	1976-92	79-107-1	.425	37-67	.356
Floyd Keith	1993-99	23-53	.303	17-39	.304
Tim Stowers	2000-07	33-57	.367	20-47	.299
Darren Rizzi	2008	3-9	.250	1-7	.125
<b>Joe Trainer</b>	<b>2009-</b>	<b>9-35</b>	<b>.205</b>	<b>6-26</b>	<b>.188</b>

### 2013 Team Information

Total No. of Starters Returning: 16

**Offense: 6**

- .....QB - Bob Bentsen
- .....RB - Jordan Sebastian
- .....OL - Andrew Belizaire
- .....OL - Andrew Kestenbaum
- .....OL - Jeff Kennedy
- .....OL - Kevin Mustac

**Defense: 8**

- .....DE - James Timmins
- .....DT - Josh Moody
- .....LB - Andrew Bose
- .....LB - Connor Caponegro
- .....DB - Tim Wienclaw
- .....DB - Andre' Scott
- .....CB - Mackenzie Elliott
- .....CB - Jamaal Bess

**Special Teams: 2**

- .....P - Tim Wienclaw
- .....K - Dylan Smith

Total No. of Starters Lost: 8

**Offense: 5**

- .....TE - Joe Migliarese
- .....OL - Kyle Elliott
- .....TE - Alex Frazier
- .....WR - Brandon Johnson-Farrell
- .....WR - Billy Morgan

**Defense: 3**

- .....DT - Damen Vargas
- .....DE - Manee Williams
- .....DB - Clement Ani

**Special Teams: 0**

- .....POS - Name

NOTE: Special Teams include kickers and punters only.

### Rams Roster

No.	Name	Pos.	Cl.	Ht./Wt.	Hometown (High School/Last School)
2	Doug Johnson	LB	Sr.	6-0/228	Warwick, R.I. (Dean)
3	Jawaun Wynn	WR	Jr.	6-3/215	Piscataway, N.Y. (Rutgers)
4	Donovan Walker	DB	Sr.	5-10/195	Yonkers, N.Y. (Roosevelt)
5	Selwyn Nicholas	DB	Jr.	6-3/209	Brooklyn, N.Y. (Abraham Lincoln)
7	Bob Bentsen	QB	Sr.	6-1/213	Warwick, R.I. (Warwick Vets)
13	Danny Fenyak	QB	Sr.	6-4/217	Chantilly, Va. (Westfield)
14	Chris Dagg	WR	Fr.	6-0/180	Bellingham, Mass. (Bellingham)
15	Andre' Scott	DB	Sr.	6-3/201	Largo, Md. (Valley Forge Military Academy)
17	Xavier Ferland	WR	So.	6-1/182	Cranston, R.I. (Cranston West)
20	Rodney Chance	DB	Jr.	5-10/176	Mansfield, Mass. (Mansfield)
21	Tim Wienclaw	DB	Jr.	6-1/208	Valley Stream, N.Y. (Kellenberg Memorial)
22	Jamaal Bess	DB	Sr.	5-9/180	Chico, Calif. (Bette College)
23	Chris Thompson	DB	So.	5-9/188	Franklin Lakes, N.J. (Franklin Lakes)
24	Dave Zocco	LB	Sr.	6-1/230	Nashua, N.H. (Nashua South)
25	Mackenzie Elliott	DB	Sr.	5-10/181	Burtonsville, Md. (Hudson Valley C.C.)
26	Sean Conley	RB	So.	6-1/191	South Kingstown, R.I. (South Kingstown)
27	Angel Camilo	DB	So.	5-10/160	Providence, R.I. (Cranston East)
28	Rondell Lane	DB	So.	6-1/198	Mickleton, N.J. (Kingsway Regional)
29	Derrick Holmes	DB	Fr.	6-3/205	Brewster, Mass. (Hargrave Military Academy)
32	Tyrene Jenkins	DB	So.	6-0/161	Alexandria, Va. (West Potomac)
33	Robbie Delgado	RB	Jr.	5-10/184	East Providence, R.I. (East Providence)
34	Justin Favreau	FB	Sr.	5-11/234	Wakefield, R.I. (South Kingstown)
35	Tarik Pusey	DB	So.	6-0/211	Brooklyn, N.Y. (Abraham Lincoln)
36	Wayne Seaton	WR	Sr.	6-3/200	Bronx, N.Y. (Fordham Prep)
38	Jordan Sebastian	RB	Jr.	6-0/226	West Haven, Conn. (The Hopkins School)
39	David Hansen	DB	Sr.	5-10/206	Providence, R.I. (La Salle)
40	Nathan Holmes	FB	Fr.	6-3/205	Brewster, Mass. (Hargrave Military Academy)
41	Elijah Santinflour	TE	So.	6-4/206	West Warwick, R.I. (West Warwick)
42	Greg Doutre	DL	Jr.	6-2/249	Johnston, R.I. (Johnston)
43	Frank Castrovillari	LB	So.	5-10/180	Narragansett, R.I. (Narragansett)
44	Connor Caponegro	LB	So.	6-2/233	Allenwood, N.J. (Cheshire Academy)
45	Clay Crume	LS/LB	Jr.	6-2/236	League City, Texas (Clear Creek High School)
49	Joe Parent	LB	So.	5-11/204	Thomaston, Conn. (Holy Cross)
50	Shomari Watts	DL	Sr.	6-1/252	Philadelphia, Pa. (Haverford)
52	Andrew Bose	LB	Jr.	6-2/232	Huntington, Md. (Huntingtown)
54	Frank Wiley	LB	So.	6-1/234	Middletown, R.I. (Middletown)
55	Mike Henderson	LB	Sr.	6-0/223	Ruby, N.Y. (Hudson Valley C.C.)
56	Sam Hartman	OL	So.	6-2/296	Chester, Va. (Thomas Dale)
59	Mark Murphy	DL	So.	5-11/242	Narragansett, R.I. (Narragansett)
60	Hunter Eubanks	OL	So.	6-3/301	Gwynn Oaks, Md. (Mount St. Joseph)
62	Eric Thomson	OL	Sr.	6-5/291	Lincoln, R.I. (Lincoln)
65	Kevin Gallogly	OL	Jr.	6-3/266	Holmdel, N.J. (Holmdel)
66	Michael Gill	OL	So.	6-2/259	Franklin, Mass. (Franklin)
67	Jordan Fowler	OL	So.	6-0/304	North Eastham, Mass. (Nauset Regional)
68	John Greenhalgh	OL	Jr.	6-4/296	Chepachet, R.I. (Ponagansett)
69	Adam Blanchard	K	Sr.	6-3/200	Scarborough, Maine (Scarborough)
70	Kevin Mustac	OL	Sr.	6-4/296	Rutherford, N.J. (St. Mary's)
72	Tyler Catalina	OL	So.	6-6/298	Worcester, Mass. (Wachusett Regional)
73	Jeff Kennedy	OL	Sr.	6-4/293	Hope, R.I. (Scituate)
74	Andrew Kestenbaum	OL	Jr.	6-4/304	Dartmouth, Mass. (Dartmouth)
75	Andrew Belizaire	OL	Sr.	6-4/301	Monsey, N.Y. (St. Joseph Regional)
76	Michael Gilbert	DL	So.	6-3/271	Garden City, N.Y. (Garden City)
78	Derek Gibson	OL	Sr.	6-4/271	Bloomfield, N.J. (Worcester Academy)
80	Rendyll Moorman	WR	Fr.	6-4/200	Mountainside, N.J. (Millford Academy)
81	Dylan Smith	K	Jr.	5-11/209	River Edge, N.J. (River Edge)
82	Kyle Berlin	TE	So.	6-5/211	Bellmore, N.Y. (Mephram)
83	Andrew Siden	TE	Jr.	6-3/241	Natick, Mass. (Tulane)
84	Theo Russell	WR	Jr.	5-11/199	Hamburg, N.Y. (Canisius)
85	Daril Geisser	LB	Jr.	5-10/216	Warwick, R.I. (Moses Brown)
86	Robbie Jackson	WR	Sr.	6-2/205	Natick, Mass. (Dean College)
88	Blake Jones	DE	Jr.	6-0/225	Mechanicsville, Va. (Ohio)
89	Connor McHugh	K/P	So.	5-10/173	Lowell, Mass. (Lowell)
91	Mike Ezirike	DE	Fr.	6-2/190	Laurel, Md. (Fork Union Military Academy)
92	Josh Moody	DE	Sr.	6-4/274	Staten Island, N.Y. (Tottenville)
93	Howard Holmes	DT	Sr.	6-2/267	Narragansett, R.I. (Nichols)
95	Mike Rinaldi	DE	Sr.	6-1/258	Dallas, Texas (Dallas Jesuit)
96	James Timmins	DL	Sr.	6-2/238	Staten Island, N.Y. (Curtis)
98	Joe Simon	DL	Jr.	6-3/260	Armonk, N.Y. (Byram Hills)
99	P. Ekpen Iduozue	DT	So.	6-3/326	Harrisburg, Pa. (Milford Academy)

### 2013 Newcomers

Name	Pos.	Ht./Wt.	Hometown (High School/Last School)
Ricky Bailey	DB	6-1/195	Youngstown, N.Y. (Niagara Falls)
Denzel Benton	WR	5-11/180	Buffalo, N.Y. (Canisius)
Adam Blanchard	K	6-3/200	Scarborough, Maine (Scarborough)
Luke Casey	QB	6-4/200	Columbia, Md. (Athloton)
Kelly Dobbins	DB	6-2/190	Springfield, Mass. (Bridgeton Academy)
Mike Ezirike*	DE	6-2/230	Laurel, Md. (Fork Union Military Academy)
Davonta Farrell	QB	6-3/215	Baltimore, Md. (Lackawana)
Josh Gross	TE	6-3/235	Glen Burnie, Md. (Hudson Valley C.C.)
Derrick Holmes*	DB	6-3/205	Brewster, Mass. (Hargrave Military Academy)
Nathan Holmes*	FB	6-3/205	Brewster, Mass. (Hargrave Military Academy)
Robert Howard	DT	6-3/290	Syracuse, N.Y. (Alfred State)
Abdul Ibrahim	WR/DB	5-11/165	Queens, N.Y. (Jamaica)
Blake Jones*	DE	6-0/225	Mechanicsville, Va. (Ohio)
Andrew Matos	RB/WR	6-1/200	Ansonia, Conn. (Ansonia)
Charlie McKeeman	FB	6-3/210	Bishop Stang (Portsmouth, R.I.)
Adam Parker	LB/RB	5-11/223	Yonkers, N.Y. (Taft)
Ahmaad Randall	OL	6-4/290	Blackwood, N.J. (Highland Regional)
Wayne Seaton	WR	6-3/200	Bronx, N.Y. (Fordham Prep)
Dave Steinmetz	OL	6-7/305	Grafton, Mass. (Grafton)
Naiquan Thomas	RB/DB	6-1/200	Englewood, N.J. (Dwight Morrow)
Jawaun Wynn*	WR	6-3/215	Piscataway, N.Y. (Rutgers)
Eerin Young	RB/WR	5-10/180	Philadelphia, Pa. (Imhotep)

\* Transfer Student-Athlete enrolled at Rhode Island Spring 2013

**Quick Facts**

Location ..... Richmond, Va.  
 Enrollment ..... 2,950  
 Nickname ..... Spiders  
 Website ..... richmondspiders.com  
 Twitter ..... @Spider\_Football  
 Facebook ..... facebook.com (Search: Richmond Spiders Football)  
 Stadium ..... Robins Stadium  
 Stadium Capacity ..... 8,700  
 Stadium Surface ..... Artificial Grass  
 President ..... Dr. Edward L. Ayers  
 Athletics Director ..... Keith Gill  
 Head Coach ..... Danny Rocco (Wake Forest, 1984)  
 Football Contact ..... Scott Burns, Assistant Director/Athletic Public Relations  
 Football Contact Office Phone/Email ..... 804-287-6313/sburns2@richmond.edu  
 Offensive Starters Returning/Lost ..... 9/2  
 Defensive Starters Returning/Lost ..... 8/3

**2012 RESULTS (8-3, 6-2 CAA)**

Home Stadium: Robins Stadium (8,700)

Home: 4-1      Away: 4-2      vs. Top 25 (TSN): 1-2      vs. Top 25 (Coach): 1-2  
 Total Home Attendance: 43,500      Average Home Attendance: 8,700

Sept. 1	{rv/-}	at Virginia [RSN-ACC/CSN-MA/ESPN3]	L 19-43	50,081
Sept. 8	{rv/-}	Gardner-Webb	W 41-8	8,700
Sept. 15	{rv/-}	at VMI	W 47-6	6,827
Sept. 22	{rv/-}	*at Georgia State	W 35-14	9,476
Sept. 29	{rv/rv}	*Old Dominion {4/4}	L 37-45	8,700
Oct. 6	{rv/-}	*at Villanova {rv/rv}	W 28-17	7,117
Oct. 13	{rv/-}	*at New Hampshire [CSN-MA/CSN-NE/TCN-P] {12/13}	L 40-44	12,834
Oct. 20	{rv/-}	*James Madison [CSN-MA/CSN-NE/CSN-P/CSN-BA] {2/2}	W 35-29	8,700
Nov. 3	{22/rv}	*Rhode Island	W 39-0	8,700
Nov. 10	{20/23}	*Delaware {rv/rv}	W 23-17	8,700
Nov. 17	{20/20}	*at William and Mary	W 21-14	9,682

CAA Team's Coaches & Sports Network Rankings listed prior to Opponent/Opponent's Coaches & Sports Network Rankings listed after Opponent at time game was played



**Collegiate Overall Record (Years)** ..... 55-23 (7 years)  
**Record at CAA Football Schools (Years)** ..... 8-3  
**Record in CAA Football Games (Years)** ..... 6-2

**Richmond Coaching Staff**

Wayne Lineburg ..... Associate Head Coach/Running Backs/Recruiting Coordinator  
 Brandon Streeter ..... Offensive Coordinator/Quarterbacks  
 Bob Trott ..... Defensive Coordinator/Safeties  
 Dave Legg ..... Cornerbacks/Special Teams  
 Lavern Belin ..... Defensive Line  
 Fontel Mines ..... Wide Receivers  
 Bill Polin ..... Tight Ends  
 Byron Thweatt ..... Linebackers  
 Manny Rojas ..... Outside Linebackers  
 Blaine McCorkle ..... Offensive Line

**2013 Schedule**

Date	Opponent	Location	Series Record
Aug. 31	VMI	Richmond, Va.	43-40-5
Sept. 7	at NC State	Raleigh, N.C.	1-17-1
Sept. 14	at Gardner-Webb	Boiling Springs, N.C.	1-0
Sept. 21	Liberty	Richmond, Va.	First Meeting
Sept. 28	*Maine	Richmond, Va.	12-11
Oct. 12	*at James Madison	Harrisonburg, Va.	17-13
Oct. 19	*at Rhode Island	Kingstown, R.I.	14-5
Oct. 26	*Towson	Richmond, Va.	5-4
Nov. 2	*UAlbany	Richmond, Va.	First Meeting
Nov. 9	*at Stony Brook	Stony Brook, N.Y.	1-0
Nov. 16	*at Delaware	Newark, Del.	9-20
Nov. 23	*William and Mary	Richmond, Va.	56-61-5





**BEN EDWARDS**  
YORKTOWN, VA.  
YORK

WR	5-11	195	SR.
----	------	-----	-----

YEAR	GP	No.	Yds	TD	Long	Avg/G	Avg/C
2010	11	10	135	1	47	12.3	13.5
2011	11	44	509	6	56	46.3	11.6
2012	11	80	852	3	46	77.5	10.7
<b>Career</b>	<b>33</b>	<b>134</b>	<b>1496</b>	<b>10</b>	<b>56</b>	<b>45.3</b>	<b>11.2</b>

- Named a team captain for the 2013 season
- Selected First-Team All-CAA and First-Team VaSID All-State
- Started all 11 games, leading the CAA with 80 receptions while totaling a team-high 852 receiving yards and three touchdowns
- 80 receptions in 2012 rank second all-time in school history
- Had 10 or more receptions in four games last season, including 13 for 96 yards in Capital Cup win at William & Mary



**EVAN KELLY**  
PITTSBURGH, PA.  
SETON LASALLE

DL	6-1	285	R-JR.
----	-----	-----	-------

YEAR	GP	S-A-Tackles	SK/TFL	Int	PBU	FF/FR
2010	Redshirt					
2011	4	1-12-13	1.5/1.5	0	0	0/0
2012	11	20-31-51	3.5/8.0	0	2	1/1
<b>Career</b>	<b>15</b>	<b>21-43-64</b>	<b>5.0/9.5</b>	<b>0</b>	<b>2</b>	<b>1/1</b>

- Second-Team All-CAA in 2012
- Started all 11 games, totaling 51 tackles, 8.0 TFL, 3.5 sacks, a forced fumble, two pass breakups, two quarterback hurries and a fumble recovery
- Had six tackles, 1.5 sacks and a pass breakup in win at Villanova
- Game-high 12 tackles, 1.5 TFL and two quarterback hurries against No. 4 Old Dominion



**MICHAEL STRAUSS**  
KEY BISCAYNE, FLA.  
GULLIVER PREP/VIRGINIA

QB	6-3	209	R-JR.
----	-----	-----	-------

YEAR	GP	----- Passing -----				--- Rushing ---						
		Comp.	Att.	Int.	Yds.	TD	Lg.	Att.	Yds.	TD		
2010 (Virginia)	Redshirt											
2011 (Virginia)	Did not play											
2012	10	125	194	2	1169	9	41	21	3	0		
<b>Career</b>	<b>10</b>	<b>125</b>	<b>194</b>	<b>2</b>	<b>1169</b>	<b>9</b>	<b>41</b>	<b>21</b>	<b>3</b>	<b>0</b>		

- Appeared in 10 games last season, posting a 4-0 mark as a starter after taking over for an injured John Laub.
- Completed 125-of-194 (64.4) passes for 1,169 yards, nine touchdowns and two interceptions
- In first career start, completed 27-of-43 passes for 271 yards and four touchdowns to lead Spiders to 35-29 win over No. 2 James Madison
- Completed 17-of-25 passes for 199 yards and two touchdowns in win over Rhode Island



**KERRY WYNN**  
LOUISA, VA.  
LOUISA COUNTY

DL	6-5	260	R-SR.
----	-----	-----	-------

YEAR	GP	S-A-Tackles	SK/TFL	Int	PBU	FF/FR
2009	Redshirt					
2010	3	6-3-9	1.5/3.0	0	0	0/0
2011	8	14-18-32	4.0/7.0	0	0	1/0
2012	11	24-21-45	4.5/8.0	0	5	1/2
<b>Career</b>	<b>22</b>	<b>44-42-86</b>	<b>10.0/18.0</b>	<b>0</b>	<b>5</b>	<b>2/2</b>

- Named a team captain for the 2013 season
- College Sports Madness Second-Team All-CAA and Second-Team VaSID All-State selection in 2012
- Started all 11 games in 2012, totaling 45 tackles, 8.0 TFL, a team-best 4.5 sacks, eight quarterback hurries, a forced fumble, five pass breakups and two fumble recoveries
- Registered seven tackles, one sack, 1.5 tackles for loss and two pass breakups in win over No. 2 James Madison

## Playing Career

1979-80 ..... Penn State University  
 1981-83 ..... Wake Forest University

## Coaching Career

1984-85 ..... Graduate Assistant/Defense, Wake Forest University  
 1986 ..... Defensive Line, Wake Forest University  
 1987 ..... Assistant Linebackers, University of Colorado  
 1988-90 ..... Outside Linebackers, Tulsa University  
 1991-93 ..... Defensive Line, Boston College  
 1994-96 ..... Outside Linebackers, University of Texas  
 1997 ..... Defensive Ends/Special Teams Coordinator, University of Texas  
 1998-99 ..... Outside Linebackers/Assistant Special Teams, University of Maryland  
 2000 ..... Assistant Linebackers/Special Teams, New York Jets (NFL)  
 2001-02 ..... Assistant Head Coach/Recruiting Coordinator/Linebackers, University of Virginia  
 2003-05 ..... Associate Head Coach/Linebackers, University of Virginia  
 2006-11 ..... Head Coach, Liberty University  
 2012- ..... Head Coach, University of Richmond

## Personal

### Birthdate

July 16, 1960

### Hometown

Huntingdon, Pa.

### Alma Mater

Wake Forest '84

### Wife

Julie

### Children

David, Amy



## All-Time Richmond Coaching Records

Coach	Years	Record	Pct.	Conf.	Pct.
M.C. Taylor	1881	2-0	1.000		
C.M. Hazen	1882, 85-86, 88	4-4	.500		
H.R. Hundley	1887	1-1	.500		
Frank Johnson	1889	1-2	.333		
C.T. Taylor	1890	0-3	.000		
Dana Rucker	1891, 93-95	3-13-3	.188		
Penwick Shelton	1892	2-3	.400		
Bill Wertenbaker	1897	3-5	.375		
O.L. Owen	1898	3-3-1	.500		
Julian Hill	1899	2-2	.500		
Edward Kenna	1900	3-4	.429		
Garnett Nelson	1901	1-5	.167		
Graham Hobson	1902	3-3	.500		
Fred Vail	1903	6-3-1	.600		
Harry Wail	1904	1-5	.167		
E.A. Dunlop, Jr.	1905-09, 12	18-32-5	.373		
E.V. Long	1910	1-6-1	.143		
Sam Honaker	1911	0-6-2	.000		
Frank Dobson	1913-17, 19-33	79-78-18	.503		
Robert Marshall	1918	3-1-1	.750		
Glenn Thistlethwaite	1934-41	41-26-9	.586		
John Fenlon	1942, 46-47	12-15-3	.444		
Malcolm Pitt	1943-44	8-7	.533		
George Hope	1945	2-6	.250		
Karl Esleeck	1948-50	10-18-2	.357		
Edwin Merrick	1951-65	53-87-6	.379		
Frank Jones	1966-73	44-38	.537		
Jim Tait	1974-79	21-44	.323		
Dal Shealy	1980-88	43-57	.430	11-11	.500
Jim Marshall	1989-94	19-47	.288	12-36	.250
Jim Reid	1995-03	48-53-1	.475	35-40	.467
Dave Clawson	2004-07	29-20	.592	19-13	.594
Mike London	2008-09	24-5	.828	13-3	.813
Latrell Scott	2010	6-5	.545	4-4	.500
Wayne Lineburg	2011	3-8	.273	0-8	.000
<b>Danny Rocco</b>	<b>2012-</b>	<b>8-3</b>	<b>.727</b>	<b>6-2</b>	<b>.750</b>

## Rocco's Year-By-Year Record

Year	School	Record	Conf./Finish	Postseason
2006	Liberty	6-5		
2007	Liberty	8-3		
2008	Liberty	10-2		
2009	Liberty	8-3		
2010	Liberty	8-3		
2011	Liberty	7-4		
<b>Liberty Totals</b>		<b>47-20 (.701)</b>		
2012	Richmond	8-3	6-2/T1st	
<b>Richmond Totals</b>		<b>8-3 (.727)</b>		
<b>Career Totals</b>		<b>55-23 (.705)</b>		

## 2013 Team Information

Total No. of Starters Returning: 17

### Offense: 9

.....	QB - Michael Strauss
.....	TE - Sam Roller
.....	WR - Ben Edwards
.....	WR - Stephen Barnette
.....	OL - Jacob Ruby
.....	OL - Sedale Young
.....	OL - Austin Gund
.....	OL - Mark Speir
.....	OL - Nick Ritcher

### Defense: 8

.....	DL - Jacob Pierce
.....	DL - Kerry Wynn
.....	DL - Evan Kelly
.....	DL - B.J. Scott
.....	LB - Eric Wright
.....	LB - Aaron Roane
.....	DB - Reggie Barnette
.....	DB - Wayne Pettus

### Special Teams: 0

Total No. of Starters Lost: 7

### Offense: 2

.....	FB - Kendall Gaskins
.....	TE - Kevin Finney

### Defense: 3

.....	DB - Cooper Taylor
.....	LB - Darius McMillan
.....	DB - Darryl Hamilton

### Special Teams: 2

.....	P - Nick Hicks
.....	K/P - Will Kamin

NOTE: Special Teams include kickers and punters only.

## 2013 Newcomers

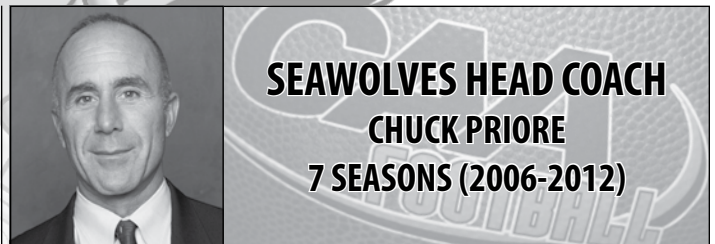
Name	Pos.	Ht./Wt.	Hometown (High School/Last School)
Porter Abell	QB/WR	6-0/ 185	Lexington, Va. (Rockbridge County)
Brian Brown	WR	6-2/ 185	Richmond, Va. (Hermitage)
Brendan Coniker	DB	6-1/ 185	Pittsburgh, Pa. (North Allegheny)
Winston Craig	DL	6-3/ 260	Greensboro, N.C. (Lucy Ragsdale)
Sean Fitzpatrick	TE	6-6/ 250	Pittsford, N.Y. (Pittsford Mendon/North Carolina)
Kieran Gregory	DL	6-3/ 210	Germantown, Md. (Quince Orchard)
Joe Gulli, Jr.	K/P	5-8/ 190	Forked River, N.J. (Monsignor Donovan)
Jeremiah Hamlin	RB	6-0/ 221	Jacksonville, Fla. (University Christian)
K.J. Heal	WR	6-2/ 160	Reston, Va. (Landon School)
Nick Holloway	TE	6-6/ 235	Apex, N.C. (Cardinal Gibbons)
Brandon Jordi	K	5-8/ 165	Charlotte, N.C. (Charlotte Latin School)
Patrick Kliebert	OL	6-8/ 320	New Orleans, La. (Archbishop Rummel)
Kyle Lauletta	QB	6-3/ 200	Exton, Pa. (Downingtown East)
Hardy Lester	TE	6-5/ 220	Wytheville, Va. (George Wythe)
Charles Mack	DB	6-2/ 190	Lithonia, Ga. (Wesleyan School)
Tafon Mainsah	DB	5-9/ 185	Charlotte, N.C. (Charlotte Catholic)
Michael Rocco	QB	6-3/ 225	Lynchburg, Va. (Liberty Christian Academy/Virginia)
Shane Savage	WR	5-10/185	Leesburg, Va. (Flint Hill/Cornell)
Brandon Waller	LB	6-3/ 234	Ardmore, Pa. (Haverford)

## Spiders Roster

No.	Name	Pos.	Ht./Wt.	CL	Hometown (High School/Last School)
1	Jacobi Green	RB	5-9/181	So.	Jacksonville, Fla. (Ed White)
2	Wayne Pettus	DB	5-7/169	Sr.	Detroit, Mich. (Melvindale)
3	Michael Strauss	QB	6-3/209	R-Jr.	Key Biscayne, Fla. (Gulliver Prep)
4	Shane Savage	WR	5-10/185	R-Sr.	Leesburg, Va. (Flint Hill/Cornell)
5	Michael Rocco	QB	6-3/225	Sr.	Lynchburg, Va. (Liberty Christian Academy/Virginia)
6	Ben Edwards	WR	5-11/195	Sr.	Yorktown, Va. (York)
7	DeShawn Holmes	DB	5-9/201	R-Jr.	Richmond, Va. (Highland Springs)
8	Rashad Ponder	WR	5-11/185	Jr.	Ellenwood, Ga. (Cedar Grove)
9	Ayo Ogunniyi	DB	6-0/191	So.	Waldorf, Md. (Westlake)
10	Montel White	QB	6-4/222	R-Jr.	Surry County, Va. (Surry County)
11	Reggie Diggs	WR	6-3/192	So.	Dendron, Va. (Surry County)
12	Kyle Lauletta	QB	6-3/200	Fr.	Exton, Pa. (Downingtown East)
13	David Jones	DB	6-3/175	R-Fr.	St. Petersburg, Fla. (St. Petersburg)
14	David Broadus	QB	6-3/212	R-Fr.	Suwanee, Ga. (Lambert)
15	Dominique Miller	RB/WR	5-8/180	R-So.	Woodbridge, Va. (C.D. Hylton)
16	Mylon Blueford	DB	5-10/183	Jr.	Chesapeake, Va. (Oscar Smith)
17	Tafon Mainsah	DB	5-9/185	Fr.	Charlotte, N.C. (Charlotte Catholic)
18	Porter Abell	QB/WR	6-0/185	Fr.	Lexington, Va. (Rockbridge County)
19	Charles Mack	DB	6-2/190	Fr.	Lithonia, Ga. (Wesleyan School)
20	George Boston	RB	5-11/222	R-Sr.	Brooklyn, N.Y. (Asheville (N.C.) School)
21	Justin Grant	DB	6-1/190	Jr.	Franklin, Va. (Franklin)
22	Jeremiah Hamlin	RB	6-0/221	Fr.	Jacksonville, Fla. (University Christian)
22	Tim Thomas	DB	5-11/170	R-Fr.	Surry, Va. (Surry County)
23	Trevor Jones	DB	5-11/190	R-So.	Charles City, Va. (Charles City)
24	Aaron Roane	LB	6-1/212	Jr.	West Point, Va. (West Point)
25	James McKinney	RB	6-0/198	R-Jr.	Round Rock, Texas (Round Rock)
26	T.J. Moon	RB	5-9/229	R-Fr.	Stone Mountain, Ga. (Stephenson)
27	Brendan Coniker	DB	6-1/185	Fr.	Pittsburgh, Pa. (North Allegheny)
28	David Herlocker	DB	6-2/195	So.	Charlotte, N.C. (Charlotte Catholic)
29	Stephen Barnette	WR	6-2/180	R-Jr.	Salem, Va. (Salem)
30	James Pavik	FB	6-0/205	R-Fr.	Mathews, Va. (Mathews)
32	Brandon Waller	LB	6-3/234	Fr.	Ardmore, Pa. (Haverford)
33	Joe Gulli, Jr.	K/P	5-8/190	Sr.	Forked River, N.J. (Monsignor Donovan)
34	Eric Wright	LB	6-2/230	R-Jr.	Springfield, Va. (Robert E. Lee)
35	Seeth Fisher	FB	6-1/231	R-So.	Salem, Va. (Salem)
36	K.J. Heal	WR	6-2/160	Jr.	Reston, Va. (Landon School)
37	Reggie Barnette	DB	6-2/185	R-Jr.	Salem, Va. (Salem)
38	Andrew Brown	LB	6-1/236	R-Jr.	Forest, Va. (Jefferson Forest)
39	Xander Maddox	DB	5-10/175	So.	Charlotte, N.C. (Providence)
40	Micha Morton	WR	6-1/170	R-Fr.	Lebanon, N.H. (Lebanon)
41	Kieran Gregory	DL	6-3/210	Fr.	Germantown, Md. (Quince Orchard)
42	Walt Sparks	LB	6-2/230	Sr.	Greensboro, N.C. (Ragsdale)
43	B.J. Scott	DL	6-4/258	R-Sr.	Dumfries, Va. (Forest Park)
44	Brandon Jordi	K	5-8/165	So.	Charlotte, N.C. (Charlotte Latin School)
45	Selton Hodge	LB	6-2/217	R-Fr.	Washington, D.C. (Friendship Collegiate Academy)
46	Omar Howard	LB	6-1/206	R-Fr.	Midlothian, Va. (Midlothian)
47	Josh Murray	WR	5-11/175	R-Fr.	Roanoke, Va. (North Cross)
48	Chris Speros	DB	5-10/185	R-Sr.	Great Falls, Va. (Gonzaga College)
49	Terrence Fullum	DL	6-2/272	Jr.	Bethesda, Md. (Landon School)
51	Nick Ritcher	OL	6-6/288	Jr.	Raleigh, N.C. (Ravenscroft)
52	Sean Ryan	LB	6-2/224	R-Jr.	Brooklyn, N.Y. (Poly Prep)
53	Nathan Ripper	DL	6-2/225	R-Fr.	Crozet, Va. (Woodberry Forest School)
54	Jacob Ruby	OL	6-6/300	R-Jr.	London, Ontario (Medway/Fork Union Military Academy)
55	Justin Williamson	DL	6-5/257	Jr.	Hampton, Va. (Phoebus)
56	Kerry Wynn	DL	6-5/260	R-Sr.	Louisa, Va. (Louisa County)
57	Nicholas Vergos	DL	6-4/270	R-Fr.	Memphis, Tenn. (Memphis University School)
58	Thomas Evans	OL	6-3/280	R-Fr.	Franklin, N.C. (Franklin)
65	Sedale Young	OL	6-4/311	R-So.	Roanoke, Va. (William Fleming)
66	Austin Gund	OL	6-2/300	Jr.	Washington, D.C. (Gonzaga College)
71	Jimmy Speros	OL	6-4/281	R-Sr.	Great Falls, Va. (Flint Hill School)
72	Kieno Jones	DL	6-2/290	R-Fr.	Atlanta, Ga. (Grady)
73	Caleb High	OL	6-4/288	R-So.	Raleigh, N.C. (Millbrook)
74	Alex Gee	OL	6-3/275	So.	Burlington, N.C. (Walter M. Williams)
75	Mark Speir	OL	6-6/290	R-Sr.	McDonough, Ga. (Union Grove)
77	Josh Hess	OL	6-7/295	R-Fr.	Richlands, Va. (Richlands)
78	Patrick Kliebert	OL	6-8/320	Fr.	New Orleans, La. (Archbishop Rummel)
79	Chad Kolumber	OL	6-7/317	R-Jr.	Norristown, Pa. (Woodberry Forest School)
80	Sean Fitzpatrick	TE	6-6/250	R-Jr.	Pittsford, N.Y. (Pittsford Mendon/North Carolina)
81	Hunter Westfall	TE	6-7/252	R-Jr.	Charlotte, N.C. (Myers Park)
82	Will McCombs	WR	6-2/180	R-Fr.	Mechanicsville, Va. (Atlee)
83	Sam Roller	TE	6-4/252	R-Sr.	Charlottesville, Va. (Monticello)
84	Nick Holloway	TE	6-6/235	Fr.	Apex, N.C. (Cardinal Gibbons)
85	Brian Brown	WR	6-2/185	Fr.	Richmond, Va. (Hermitage)
86	Parker Tuck	WR	6-0/195	R-Sr.	Richmond, Va. (Deep Run)
88	Hardy Lester	TE	6-5/220	Fr.	Wytheville, Va. (George Wythe)
89	Christian Conklin	TE	6-3/234	R-Jr.	Richmond, Va. (Clover Hill)
90	Evan Kelly	DL	6-1/285	R-Jr.	Pittsburgh, Pa. (Seton LaSalle)
91	Adam Farley	DL	6-3/318	Jr.	Charlotte, N.C. (Charlotte Catholic)
92	Andrew Tallman	DL	6-5/256	R-Jr.	Boston, Mass. (Boston College/Miami)
93	Nick Velardo	DL	6-3/245	R-Fr.	Charlotte, N.C. (Providence Day)
94	Taylor Grant	LB	6-3/233	R-So.	Nashville, Tenn. (Ensworth)
95	Joey Landess	DL	6-3/255	R-Jr.	Dallas, Texas (Highland Park)
96	Pierce Rigney	LB	6-0/225	R-Fr.	Pulaski, Va. (Pulaski County)
97	Jacob Pierce	DL	6-3/265	R-Sr.	Lynchburg, Va. (Virginia Episcopal)
98	Winston Craig	DL	6-3/260	Fr.	Greensboro, N.C. (Lucy Ragsdale)

**Quick Facts**

Location ..... Stony Brook, N.Y.  
 Enrollment ..... 24,149  
 Nickname ..... Seawolves  
 Website ..... GoSeawolves.org  
 Twitter ..... @SBseawolvesFB  
 Facebook ..... facebook.com/StonyBrookFootball  
 Stadium ..... LaValle Stadium  
 Stadium Capacity ..... 8,136  
 Stadium Surface ..... FieldTurf  
 President ..... Samuel L. Stanley, Jr., M.D.  
 Athletics Director ..... Jim Fiore  
 Head Coach ..... Chuck Priore (UAlbany, 1982)  
 Football Contact ..... Adam Gutes, Assistant Director/Athletic Communications  
 Football Contact Office Phone/Email ..... 631-632-7125/adam.gutes@stonybrook.edu  
 Offensive Starters Returning/Lost ..... 5/6  
 Defensive Starters Returning/Lost ..... 6/5



**SEAWOLVES HEAD COACH**  
**CHUCK PRIORE**  
**7 SEASONS (2006-2012)**

**Collegiate Overall Record (Years)** ..... 86-43 (13 years)  
**Record at CAA Football Schools (Years)** ..... First Year  
**Record in CAA Football Games (Years)** ..... First Year

**Stony Brook Coaching Staff**

Jeff Behrman ..... Offensive Coordinator/Quarterbacks  
 Lyle Hemphill ..... Defensive Coordinator/Safeties  
 Carlton Goff ..... Wide Receivers/Recruiting Coordinator  
 Tony Tompson ..... Special Teams  
 Jon Woods ..... Offensive Line  
 Mark Murray ..... Tight Ends  
 Bobby McIntyre ..... Linebackers  
 Kyle Smith ..... Running Backs  
 Tyler Santucci ..... Defensive Line  
 Rich Reichert ..... Cornerbacks  
 Steve Probst ..... Offensive Assistant  
 Andrew Jackson ..... Defensive Assistant

**2013 RESULTS (10-3)**

Home Stadium: LaValle Stadium (8,136)


Home: 7-0      Away: 3-3      vs. Top 25 (TSN): 1-1      vs. Top 25 (Coach): 1-1  
 Total Home Attendance: 40,783      Average Home Attendance: 5,826

Sept. 1	{17/17}	Central Connecticut State	W 49-17	6,094
Sept. 8	{17/17}	Pace	W 77-7	4,194
Sept. 15	{17/16}	at Syracuse	L 17-28	34,512
Sept. 22	{20/20}	Colgate	W 32-31	10,278
Sept. 29	{18/18}	at Army	W 23-3	31,006
Oct. 6	{13/13}	*Charleston Southern	W 49-7	5,100
Oct. 13	{11/11}	*at Coastal Carolina	W 27-21	7,749
Oct. 20	{10/10}	*Gardner-Webb	W 41-10	5,791
Oct. 27	{10/9}	*at Presbyterian	W 56-17	3,038
Nov. 3	{9/9}	*VMI	W 45-7	4,421
Nov. 10	{6/8}	*at Liberty	L 14-28	14,419
Nov. 24	{10/11}	Villanova {14/18}	W 20-10	4,905
Dec. 1	{11/12}	Montana State {2/2}	L 10-16	15,257

CAA Team's Coaches & Sports Network Rankings listed prior to Opponent/Opponent's Coaches & Sports Network Rankings listed after Opponent at time game was played

**2013 Schedule**


Date	Opponent	Location	Series Record
Sept. 7	*at Rhode Island	Kingston, R.I.	First Meeting
Sept. 14	at Buffalo	Buffalo, N.Y.	0-1
Sept. 21	*at Villanova	Villanova, Pa.	1-0
Sept. 28	*Towson	Stony Brook, N.Y.	First Meeting
Oct. 5	Bryant	Stony Brook, N.Y.	1-0
Oct. 12	at Colgate	Hamilton, N.Y.	2-1
Oct. 26	*New Hampshire	Stony Brook, N.Y.	0-1
Nov. 2	*at Maine	Orono, Maine	1-1
Nov. 9	*Richmond	Stony Brook, N.Y.	0-1
Nov. 16	*at James Madison	Harrisonburg, Va.	First Meeting
Nov. 23	*UAlbany	Stony Brook, N.Y.	4-10



**DAVONTE ANDERSON**



**MICHAEL BAMIRO**



**MARCUS COKER**



**JAWAR DUDLEY**



**DAVONTE ANDERSON**  
CORONA, CALIF.  
ORANGE LUTHERAN

DB	5-9	175	SR.
----	-----	-----	-----

YEAR	GP	S-A-Tackles	SK/TFL	Int	PBU	FF/FR
2010	11	24-10-34	0.0/1.0	4	7	0/0
2011	13	16-5-21	0.0/0.0	2	2	0/1
2012	13	26-7-33	0.0/2.5	6	9	1/1
<b>Career</b>	<b>37</b>	<b>66-22-88</b>	<b>0.0/3.5</b>	<b>12</b>	<b>18</b>	<b>1/2</b>

- Selected as a team captain for the 2013 season
- Led Big South and tied for second nationally with six interceptions last season
- Second all-time in Division I program history with 12 interceptions
- Fourth among active FCS players in interceptions
- Picked off four Gardner-Webb passes as a freshman in 2010



**MICHAEL BAMIRO**  
TOBYHANNA, PA.  
POCONO MOUNTAIN WEST

OL	6-8	345	SR.
----	-----	-----	-----

- Named a team captain for the 2013 season
- Has started every game over the last two seasons and has 33 straight starts at right tackle
- Chosen as an All-American by the Associated Press and The Sports Network as a junior
- Has helped block for two 1,000-yard rushers three consecutive seasons
- The Seawolves' rushing attack ranked sixth nationally last year with 275.5 yards per game



**MARCUS COKER**  
BELTSVILLE, MD.  
DEMATHA CATHOLIC/IOWA

RB	6-0	230	SR.
----	-----	-----	-----

YEAR	GP	No.	Yds	TD	Long	Avg/G	Avg/C
2010 (Iowa)	7	114	622	3	62	88.9	5.5
2011 (Iowa)	12	252	1,384	15	50	115.3	4.9
2012	13	210	1,018	9	58	78.3	4.8
<b>Career</b>	<b>32</b>	<b>576</b>	<b>3,024</b>	<b>27</b>	<b>62</b>	<b>94.5</b>	<b>5.3</b>

- Named the Seawolves' Offensive Rookie of the Year in 2012
- Finished the year averaging 78.31 yards per game, which ranked 53rd in the nation
- Had three games with 100 or more rushing yards last year, including a season-high 144 against Presbyterian
- Turned in back-to-back games with 100 rushing yards and two touchdowns
- A transfer from Iowa who was selected Second Team All-Big Ten as a sophomore



**JAWARA DUDLEY**  
ROOSEVELT, N.Y.  
ROOSEVELT

LB	6-1	225	SR.
----	-----	-----	-----

YEAR	GP	S-A-Tackles	SK/TFL	Int	PBU	FF/FR
2010	10	23-26-49	0.0/5.0	1	1	0/0
2011	13	40-31-71	4.5/8.0	0	2	2/0
2012	13	40-41-81	3.0/6.5	0	1	0/1
<b>Career</b>	<b>36</b>	<b>103-98-201</b>	<b>7.5/19.5</b>	<b>1</b>	<b>4</b>	<b>2/1</b>

- Selected as a team captain in 2013
- A three-year starter and two-time First Team All-Big South honoree
- Has increased his total tackles over each season with the Seawolves
- Secured the team's second-most tackles (81) in 2012 and has 201 for his career
- Had three games with double digit tackles, including a career-high 14 stops against Brown as a sophomore

### Playing Career

1978-82 ..... University at Albany

### Coaching Career

1983-85 ..... Running Backs/Strength Coach, University at Albany

1986-91 ..... Offensive Coordinator/Strength Coach, Union College

1992-99 ..... Offensive Coordinator/Strength Coach, University of Pennsylvania

2000-05 ..... Head Coach, Trinity College

2006- ..... Head Coach, Stony Brook University



### Personal

#### Hometown

Long Beach, N.Y.

#### Alma Mater

UAlbany '82



### Priore's Year-By-Year Record

Year	School	Record	Conf./Finish	Postseason
2000	Trinity	4-4		
2001	Trinity	4-4		
2002	Trinity	7-1		
2003	Trinity	8-0		
2004	Trinity	8-0		
2005	Trinity	3-8		
<b>Trinity Totals</b>		<b>39-9 (.813)</b>		
2006	Stony Brook	5-6		
2007	Stony Brook	6-5		
2008	Stony Brook	5-6		
2009	Stony Brook	6-5		
2010	Stony Brook	6-5		
2011	Stony Brook	9-4		NCAA 2nd Round
2012	Stony Brook	10-3		NCAA 2nd Round
<b>Stony Brook Totals</b>		<b>47-34 (.580)</b>		
<b>Career Totals</b>		<b>86-43 (.667)</b>		

### All-Time Stony Brook Coaching Records

Coach	Years	Record	Pct.	Conf.	Pct.
Sam Kornhauser	1984-05	105-110-2	.488		
<b>Chuck Priore</b>	<b>2006-</b>	<b>47-34</b>	<b>.580</b>		

### 2013 Team Information

Total No. of Starters Returning: 12

**Offense: 5**

- ..... LT - Scott Hernandez
- ..... LG - Fernando Diaz
- ..... C - Mike Lisi
- ..... RG - Cody Precht
- ..... RT - Michael Bamiro

**Defense: 6**

- ..... NT - Kevin Hauter
- ..... DE - Victor Ochi
- ..... LB - Jawara Dudley
- ..... LB - Grant Nakwaasah
- ..... CB - Winston Longdon
- ..... CB - Davonte Anderson

**Special Teams: 1**

- ..... K - Graham Ball

Total No. of Starters Lost: 12

**Offense: 6**

- ..... TE - Brett Arce
- ..... QB - Kyle Essington
- ..... RB - Miguel Maysonet
- ..... FB - Chris Fenelon
- ..... WR - Jordan Gush
- ..... WR - Kevin Norrell

**Defense: 5**

- ..... DE - Bryce Brantley
- ..... DT - Jonathan Coats
- ..... LB - Dan Mulrooney
- ..... WS - Cedrick Moore
- ..... FS - Dominick Reyes

**Special Teams: 1**

- ..... PK/P - Wesley Skiffington

*NOTE: Special Teams include kickers and punters only.*

### 2013 Newcomers

Name	Pos.	Ht./Wt.	Hometown (High School/Last School)
Reggie Allen	DB	6-0/171	Frostproof, Fla. (Frostproof)
Humphrey Anuh	LB	6-2/200	Columbia, Md. (Hammond)
Tyrice Beverette	DB	6-1/195	Lakewood, N.J. (Lakewood)
Josh Bevilard	DL	6-2/244	Fort Myers, Fla. (Bishop Verot)
Ousmane Camara	DL	6-2/270	Bay Shore, N.Y. (Bay Shore)
Dakota Everett	LB	6-3/245	Effort, Pa. (Pleasant Valley)
Nick Ferrara	K	6-0/190	Hicksville, N.Y. (St. Anthony's/Maryland)
Tyler Fredericks	RB	6-0/215	Lawrence, N.Y. (Lawrence)
Armani Garrick	OL	6-3/298	Brooklyn, N.Y. (Fort Hamilton)
Lionel Guillaume	OL	6-2/275	Plantation, Fla. (Plantation)
John Haggart	LB	6-0/210	Sayville, N.Y. (Sayville)
Marvin Hart	DB	5-10/180	Minneola, Fla. (Lake Minneola)
Quinton Littlejohn	DB	5-10/165	Gaithersburg, Md. (Watkins Mill)
Kamani Odrick	LB	6-2/205	Montclair, N.J. (Montclair)
Keyon Pinnock	WR	6-2/196	Columbia, Md. (Atholton)
Travon Reid-Segure	DB	5-9/175	Brooklyn, N.Y. (Fort Hamilton)
Markinson Sainvil	DL	6-0/230	Orlando, Fla. (Lake Nona)
Allen Singleton	DL	6-1/257	Humble, Texas (Atascocita)

### Seawolves Roster

No.	Name	Cl.	Pos.	Ht./Wt.	Hometown (High School/Last School)
1	Adrian Coxson	Jr.	WR	6-1/215	Baltimore, Md. (City College/Maryland)
2	Davonte Anderson	Sr.	DB	5-9/175	Corona, Calif. (Orange Lutheran/West Point Prep)
4	Jawara Dudley	Sr.	LB	6-1/225	Roosevelt, N.Y. (Roosevelt)
5	Malcolm Eugene	Sr.	WR	6-4/205	Huntington, N.Y. (John Glenn/Temple)
8	Jaheem Woods	R-Fr.	DB	6-0/180	Neptune, N.J. (Neptune)
9	Grant Nakwaasah	Sr.	LB	6-0/220	Richardson, Texas (Berkner)
10	Matt Faiella	Sr.	FB	6-3/240	Freehold, N.J. (Freehold Township)
11	Pat D'Amato	R-Fr.	QB	6-2/205	Wethersfield, Conn. (Xavier)
12	Lyle Negron	Sr.	QB	6-1/215	Bakersfield, Calif. (Murieta Valley/Bakersfield College)
13	Craig Geoghan	Sr.	QB	6-1/195	Lake Ronkonkoma, N.Y. (Sachem North/Nassau C.C.)
14	Carlos Hernandez	R-Fr.	QB	6-2/200	Moreno Valley, Calif. (Rancho Verde)
16	Conor Bednarski	Jr.	QB	6-2/216	South Pasadena, Calif. (South Pasadena/Fullerton College)
17	Ryan Andersen	Jr.	QB	6-4/225	Ronkonkoma, N.Y. (Connetquot)
19	Jamie Williams	So.	RB	5-9/190	Hamilton, N.J. (Hamilton West)
21	Ivan May	Sr.	DB	5-9/170	El Cajon, Calif. (Valhalla/Grossmont College)
22	Naim Cheeseborro	So.	DB	6-1/200	King of Prussia, Pa. (Upper Merion)
24	Zedrick Gardner	Jr.	DB	6-2/205	Miami, Fla. (Northwestern/ASA College)
25	Max Martinez	Jr.	DB	5-9/196	Wichita, Kan. (Bishop Carroll/Butler C.C.)
26	Louis Murray	So.	DB	5-11/180	Inglewood, Calif. (Junipero Serra)
27	Kedar Hunter	So.	RB	5-10/205	Jamaica, N.Y. (Holy Cross)
28	James Kenner	Jr.	RB	5-11/210	Willingboro, N.J. (Paul VI/ASA College)
29	Devante Wheeler	Sr.	WR	5-11/185	Staten Island, N.Y. (Poly Prep)
30	Deshawn Lindsay	R-Fr.	DB	5-11/170	Fort Lauderdale, Fla. (Plantation)
33	Reginald Franchlin	Sr.	LB	6-0/230	Valley Stream, N.Y. (Holy Cross/Hofstra)
34	Marcus Coker	Sr.	RB	6-0/230	Beltsville, Md. (DeMatha Catholic/Iowa)
35	A.B. Granger	R-Fr.	DB	5-11/195	Riviera Beach, Fla. (Suncoast)
38	Winston Longdon	Sr.	DB	6-0/200	Brooklyn, N.Y. (Canarsie/Nassau C.C.)
39	Christian Ricard	Jr.	LB	6-1/200	Spencer, Mass. (David Prouty)
40	Chris Makulik	So.	FB	6-2/240	Patchoque, N.Y. (Patchoque-Medford)
41	Ron Denig	Fr.	LB	5-10/220	Selden, N.Y. (Newfield)
43	Nick Iorio	Jr.	LB	6-3/205	Patchoque, N.Y. (Patchoque-Medford)
44	Will Tye	Jr.	TE	6-4/264	Middletown, Conn. (Salisbury School/Florida State)
45	Junior Solice	Sr.	DL	6-3/240	Hackensack, N.J. (Hackensack/Rutgers)
46	Julian Quintin	So.	LB	5-11/220	East Brunswick, N.J. (East Brunswick)
47	Leston Simpson	Sr.	DL	6-3/250	Springfield Gardens, N.Y. (Campus Magnet/Minnesota)
48	Jeremy Leggiero	So.	LB	6-0/225	Bohemia, N.Y. (Connetquot/Bridgton Academy)
50	Dimitry Russ	So.	DL	6-2/250	Deer Park, N.Y. (Deer Park)
51	Graham Ball	Jr.	K	5-10/180	Lynn Haven, Fla. (Mosley/New Mexico Military Institute)
52	Ben Solis	R-Fr.	K/P	5-10/220	Holland, Pa. (Council Rock South)
53	Luke Allen	Sr.	K/P	6-3/195	Port Jefferson, N.Y. (Port Jefferson)
53	Austen Moccia	R-Fr.	LB	6-0/200	Staten Island, N.Y. (Tottenville)
56	JeanPierre Tuberquia	So.	P	5-11/205	Floral Park, N.Y. (Sewanhaka/Nassau C.C.)
58	Przemyslaw Popek	R-Fr.	K	5-11/205	Yonkers, N.Y. (Archbishop Stepinac)
62	Gerald Hushman	So.	OL	6-4/285	Dunmore, Pa. (Dunmore)
63	Mike White	R-Fr.	OL	6-2/265	East Islip, N.Y. (East Islip)
64	William Ruland	So.	OL	6-2/300	East Meadow, N.Y. (Clarke)
65	Mike Lisi	Jr.	OL	6-2/280	Franklin Square, N.Y. (Carey/Suffield Academy)
66	Kevin Hauter	Jr.	DL	6-2/245	Moriches, N.Y. (William Floyd)
67	Scott Hernandez	Sr.	OL	6-6/300	Arlington, Texas (Juan Seguin)
68	Joe Pierre-Louis	R-Fr.	OL	6-3/295	Central Islip, N.Y. (Central Islip)
69	Michael Bamiro	Sr.	OL	6-8/345	Tobyhanna, Pa. (Pocono Mountain West)
72	Ryan Julien	R-Fr.	OL	6-7/260	Floral Park, N.Y. (Sewanhaka)
73	Dante Allen	So.	DL	6-5/265	Huntington, N.Y. (Huntington)
75	Cody Precht	Jr.	OL	6-3/300	Centerport, N.Y. (Harborfields)
76	Fernando Diaz	Sr.	OL	6-2/300	Bronx, N.Y. (Cardinal Hayes/Pittsburgh)
77	Karim Mohamed	So.	OL	6-5/300	Lawrence, N.Y. (Lawrence)
78	Dylan Joslin	So.	DL	6-2/270	Forked River, N.J. (Lacey Township)
79	Omar Boothe	So.	OL	6-4/300	Bronx, N.Y. (Lehman)
80	Steve Marino	R-Fr.	WR	5-11/180	Franklin Square, N.Y. (Carey)
82	Nick Buckshaw	So.	TE	6-4/250	Massapequa, N.Y. (St. Anthony's)
83	Nick Wagner	R-Fr.	WR	5-10/185	East Northport, N.Y. (Glenn)
85	Tanner Nehls	Jr.	TE	6-2/235	Richmond, Texas (Travis)
86	Angelo DeShields	R-Fr.	WR	6-0/205	Baltimore, Md. (Mount Saint Joseph)
87	Nick Vitale	R-Fr.	WR	5-9/175	Higgan, Conn. (Daniel Hand)
88	Connor Davis	R-Fr.	TE	6-8/260	Bel Air, Md. (Fallston)
90	Dimetrius Bernard	Sr.	DL	6-4/275	Jamaica, N.Y. (Holy Cross/Fresno City College)
91	Victor Ochi	So.	DL	6-2/250	Valley Stream, N.Y. (Valley Stream Central)
95	Aaron Thompson	R-Fr.	DL	6-3/250	Deer Park, N.Y. (Deer Park)
98	Janna Chukumerije	Sr.	DL	6-1/230	New Rochelle, N.Y. (New Rochelle/Georgetown)

**Quick Facts**

Location ..... Towson, Md.  
 Enrollment ..... 21,111  
 Nickname ..... Tigers  
 Website ..... towsonigers.com  
 Twitter ..... @TowsonTigers  
 Facebook ..... facebook.com/TowsonTigers  
 Stadium ..... Minnegan Field at Johnny Unitas Stadium  
 Stadium Capacity ..... 11,198  
 Stadium Surface ..... Artificial Grass  
 President ..... Dr. Maravene Loeschke  
 Athletics Director ..... TBA  
 Head Coach ..... Rob Ambrose (Towson, 1993)  
 Football Contact ..... Dan O'Connell, Director/Media Relations  
 Football Contact Office Phone/Email ..... 410-704-3102/doconnell@towson.edu  
 Offensive Starters Returning/Lost ..... 9/2  
 Defensive Starters Returning/Lost ..... 7/4



**TIGERS HEAD COACH**  
**ROB AMBROSE**  
**4 SEASONS (2009-2012)**

**Collegiate Overall Record (Years)** ..... 22-33 (5 years)  
**Record at CAA Football Schools (Years)** ..... 19-26 (4 years)  
**Record in CAA Football Games (Years)** ..... 14-18 (4 years)

**Towson Coaching Staff**

Matt Hachmann ..... Defensive Coordinator/Linebackers  
 Jared Ambrose ..... Offensive Coordinator  
 John Donatelli ..... Offensive Line  
 Reno Ferri ..... Running Backs  
 Dassin Blackwell ..... Wide Receivers  
 Joe Tricario ..... Safeties/Special Teams  
 Derrick Johnson ..... Cornerbacks  
 Konstantinos Kosmakos ..... Defensive Line  
 Tyler Bowen ..... Tight Ends

**2012 RESULTS (7-4, 6-2 CAA)**

Home Stadium: Unitas Stadium (11,198)

Home: 4-1      Away: 3-3      vs. Top 25 (TSN): 3-2      vs. Top 25 (Coach): 3-2  
 Total Home Attendance: 43,457      Average Home Attendance: 8,691

Aug. 30	{7/9}	at Kent State [CSN-MA+]	L 21-41	15,121
Sept. 15	{12/15}	*William and Mary [NBCSN] {rv/rv}	W 20-17	8,309
Sept. 22	{13/16}	St. Francis (Pa.)	W 46-17	9,828
Sept. 29	{12/12}	at Louisiana State [ESPNU]	L 22-38	92,154
Oct. 6	{12/13}	*at James Madison [NBCSN] {5/6}	L 10-13	25,077
Oct. 13	{17/19}	*Maine {rv/rv}	W 24-19	10,141
Oct. 20	{18/19}	*Old Dominion {7/8}	L 20-31	7,817
Oct. 27	{23/25}	*at Villanova [CSN-MA/TCN-P/CSN-NW] {19/23}	W 49-35	7,757
Nov. 3	{19/22}	*at Delaware [NBCSN] {23/20}	W 34-27 (OT)	16,252
Nov. 10	{17/17}	*Rhode Island	W 41-10	7,362
Nov. 17	{19/16}	*at New Hampshire [CSN-MA/CSN-NE/CSN-P/CSN-NW] {7/7}	W 64-35	5,531

CAA Team's Coaches & Sports Network Rankings listed prior to Opponent/Opponent's Coaches & Sports Network Rankings listed after Opponent at time game was played

**2013 Schedule**

Date	Opponent	Location	Series Record
Aug. 29	at Connecticut	East Hartford, Conn.	1-0
Sept. 7	at Holy Cross	Worcester, Mass.	3-3
Sept. 14	Delaware State	Towson, Md.	9-6
Sept. 21	at North Carolina Central	Durham, N.C.	First Meeting
Sept. 28	*at Stony Brook	Stony Brook, N.Y.	First Meeting
Oct. 5	*New Hampshire	Towson, Md.	2-7
Oct. 12	*Villanova	Towson, Md.	4-5
Oct. 19	*at Albany	Albany, N.Y.	2-2
Oct. 26	*at Richmond	Richmond, Va.	3-5
Nov. 2	*Delaware	Towson, Md.	5-9
Nov. 16	*at William and Mary	Williamsburg, Va.	2-7
Nov. 23	*James Madison	Towson, Md.	5-18-1



**MONTEGADDIS**



**ERIC PIKE**



**TY SMITH**



**TERRANCE WEST**



**MONTE GADDIS**  
CLEVELAND, OHIO  
CLEVELAND CENTRAL CATHOLIC/DEAN COLLEGE

LB	6-0	230	SR.
----	-----	-----	-----

YEAR	GP	S-A-Tackles	SK/TFL	Int	PBU	FF/FR
2012	10	40-34-74	5.0/12.0	0	0	0/0
Career	10	40-34-74	5.0/12.0	0	0	0/0

- Transfer from Dean Junior College prior to 2012 season
- Named Second Team All-CAA at middle linebacker
- Finished the fall tied for second on team with 74 tackles
- Tied for team lead with five sacks
- Led Tigers with 12.0 tackles for loss



**ERIC PIKE**  
LANDOVER, MD.  
DUVAL

OT	6-5	298	SR.
----	-----	-----	-----

- Three-year starter at left tackle
- Named First Team All-CAA in 2012 after earning Third Team honors as a sophomore
- One of the top tackles ever to play for the Tigers
- Has started all 34 games in his career
- Named a Beyond Sports Network Honorable Mention All-American in 2012



**TYE SMITH**  
RALEIGH, N.C.  
WAKEFIELD

CB	6-1	180	JR.
----	-----	-----	-----

YEAR	GP	S-A-Tackles	SK/TFL	Int	PBU	FF/FR
2011	11	35-14-49	1.0/2.0	2	3	1/1
2012	11	52-22-74	2.5/3.0	1	5	2/1
Career	22	87-36-123	3.5/5.0	3	8	3/2

- Two-year starter at cornerback
- Named Third Team All-CAA in 2012
- Led Tigers with 75 tackles last season and has 124 for his career
- Recorded two forced fumbles, one recovered fumble, one interception and five pass breakups a year ago
- Had two interceptions and one for a touchdown return in 2011 win over New Hampshire



**TERRANCE WEST**  
BALTIMORE, MD.  
NORTHWESTERN

RB	5-11	223	JR.
----	------	-----	-----

YEAR	GP	No.	Yds	TD	Long	Avg/G	Avg/C
2011	11	194	1294	29	72	117.6	6.7
2012	10	195	1046	14	64	104.6	5.4
Career	21	389	2340	43	72	111.4	6.0

- Two-time First Team All-CAA selection at running back
- Winner of 2011 Jerry Rice Award honoring FCS Football's top freshman, also being named an All-American his rookie season
- Led the league in rushing in 2012, picking up 1,046 yards on 195 carries, and in touchdowns for a second straight year
- Has already scored 44 touchdowns, including a school-record 43 rushing TDs, and rushed for 2,340 yards on 389 carries (a 6.0 average) in his two-year career
- Has been selected CAA Football Offensive Player of the Week three times in his career

### Playing Career

1989-91 .....Towson University

### Coaching Career

1992-93 .....Wide Receivers, Towson University  
 1994-96 .....Wide Receivers/Recruiting Coordinator, Towson University  
 1997-99 .....Offensive Coordinator, Towson University  
 2000 .....Associate Head Coach/Offensive Coordinator, Towson University  
 2001 .....Head Coach, Catholic University  
 2002-04 .....Quarterbacks, University of Connecticut  
 2005-08 .....Offensive Coordinator, University of Connecticut  
 2009- .....Head Coach, Towson University

### Personal

#### Birthdate

July 30, 1970

#### Hometown

Skokie, Ill.

#### Alma Mater


Towson '93

#### Wife

Melissa

#### Children

Grace, Riley



### Ambrose's Year-By-Year Record

Year	School	Record	Conf./Finish	Postseason
2001	Catholic	3-7		
<b>Catholic Totals</b>		<b>3-7 (.300)</b>		
2009	Towson	2-9	1-7/6th (South)	
2010	Towson	1-10	0-8/10th	
2011	Towson	9-3	7-1/1st	NCAA 2nd Round
2012	Towson	7-4	6-2/T1st	
<b>Towson Totals</b>		<b>19-26 (.422)</b>		
<b>Career Record</b>		<b>22-33 (.400)</b>		

### All-Time Towson Coaching Records

Coach	Years	Record	Pct.	Conf.	Pct.
Carl Runk	1969-71	11-14-1	.397		
Phil Albert	1972-91	117-91-3	.562		
Gordy Combs	1992-08	92-90	.505	9-31	.225
<b>Rob Ambrose</b>	<b>2009-</b>	<b>19-26</b>	<b>.422</b>	<b>14-18</b>	<b>.438</b>

### 2013 Team Information

**Total No. of Starters Returning: 17**

**Offense: 9**

- ..... WR - Spencer Wilkins
- ..... LT - Eric Pike
- ..... LG - Anthony Davis
- ..... OC - Doug Shaw
- ..... RG - Charles Johnson
- ..... RT - Randall Harris
- ..... TE - James Oboh
- ..... FB - Emmanuel Holder
- ..... RB - Terrance West

**Defense: 7**

- ..... DT - Arnold Farmer
- ..... OLB - Bryton Barr
- ..... MLB - Monte Gaddis
- ..... OLB - Telvion Clark
- ..... CB - Tye Smith
- ..... CB - Jordan Love
- ..... SS - Thomas Bradley

**Special Teams: 1**

- ..... PK - D.J. Soven

**Total No. of Starters Lost: 7**

**Offense: 2**

- ..... QB - Grant Enders
- ..... WR - Tom Ryan

**Defense: 4**

- ..... DE - Frank Beltre
- ..... DT - Matt Morgan
- ..... DE - Romale Tucker
- ..... DB - Jordan Dangerfield

**Special Teams: 1**

- ..... P - R.J. Peppers

*NOTE: Special Teams include kickers and punters only.*

### 2013 Newcomers

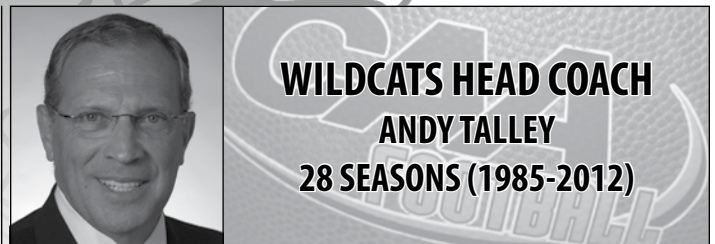
Name	Pos.	Ht./Wt.	Hometown (High School/Last School)
Tre' Bowens	DT	6-4 230	Bowie, Md. (Maret School)
Amos Campbell	OL	6-2 272	Montclair, N.J. (Montclair)
Brian Charles	DB	5-11 175	Riverdale, Md. (DeMatha Catholic)
D'Sean Cummings	DT	6-5/215	Clinton, Md. (Frederick Douglass)
Andre Dessenberg	WR	6-2 185	Virginia Beach, Va. (Ocean Lakes)
Isaiah Diaz-Mays	WR	6-3/190	Union City, N.J. (Union City)
Sam Evans	OL	6-2/270	Fallston, Md. (Loyola Blakefield)
Shawn Flaherty	OL	6-2/270	Oakland, N.J. (St. Joseph's Regional)
Colby Grant	RB	5-8/180	Harrisburg, Pa. (Susquehanna Township)
Zain Harps-Upshur	DT	6-2/270	Norfolk, Va. (Booker T. Washington)
Jay Harrell	WR	5-10/160	Waldorf, Md. (McDonough)
Antonio Harris	OG	6-4/300	Upper Marlboro, Md. (Wise)
Malik Jackson	LB	5-11/210	Reisterstown, Md. (Franklin)
Clifton Jones Jr.	DT	6-2/260	Virginia Beach, Va. (Tallwood)
Eddie Lee	DB	5-11/202	Somerset, N.J. (Franklin)
Brian Matthews	WR	6-2/175	Perryville, Md. (Perryville)
Grayson Shelly	P/PK	6-3/175	Glen Allen, Va. (Deep Run)
James Simms	LB	6-1/200	Laurel, Md. (Reservoir)
DeAngelo Stephenson	WR	5-11 170	Daniel Island, S.C. (Bishop England)
Darius Victor	RB	5-8 218	Hyattsville, Md. (Northwestern)
Zack Voegelie	LB	6-1 220	Cape May Court House, N.J. (Middle Township)

### Tigers Roster

No.	Name	Pos.	Cl.	Ht./Wt.	Hometown (High School/Last School)
2	Derrick Joseph	WR/KR	Jr.	5-8/155	Waldorf, Md. (Maurice J. McDonough)
3	Thomas Bradley	DB	Jr.	6-3/207	Gaithersburg, Md. (R. Montgomery)
4	Connor Frazier	QB	So.	6-0/200	Gaithersburg, Md. (Damascus)
6	Arione Scott	WR	So.	6-2/170	Lauderhill, Fla. (Nova)
70	Peter Athens	QB	Sr.	6-1/220	Huntingtown, Md. (Huntingtown)
7D	Jordan Love	CB	Sr.	6-1/180	Washington, D.C. (Deep Run)
8	Mac Sanders	WR	So.	5-11/185	Charlotte, N.C. (Providence Day School)
9	Leon Kinnard	WR	Sr.	5-10/185	Towson, Md. (Loyola Blakefield)
10	Spencer Wilkins	WR	Jr.	6-0/185	Ellicott City, Md. (Mount Hebron)
110	Joe Brennan	QB	Jr.	6-3/215	Audubon, N.J. (Camden Catholic)
11D	Monte Gaddis	LB	Sr.	6-0/230	Cleveland, Ohio (Cleveland Central Catholic)
120	Heath Dahlgren	QB	Fr.	6-1/205	Frederick, Md. (Governor Thomas Johnson)
12D	Christian Carpenter	DB	So.	6-2/185	Aberdeen, Md. (Aberdeen)
13	Telvion Clark	LB	Sr.	6-1/230	Norfolk, Va. (Granby)
14	Ryan Mays	CB	Sr.	5-9/160	Reisterstown, Md. (Franklin)
15	Donnell Lewis	CB	R-Fr.	5-10/160	Virginia Beach, Va. (Woodside)
16	Ryan Egoif	QB	R-Fr.	6-0/212	Phoenixville, Pa. (Bishop Shanahan)
170	Price Litton	QB	So.	6-3/225	Matthews, N.C. (Providence Day School)
17D	Joe McCargo	LB	So.	6-0/200	Seyern, Md. (Old Mill)
19	Juleon Killikelly-Lee	CB	R-Fr.	5-10/170	Gwynn Oak, Md. (Woodlawn)
21	Sterlin Phifer	RB	Sr.	5-11/215	Virginia Beach, Va. (Landstown)
220	Vince DePaola	RB	So.	5-11/205	Sparks, Md. (Hereford)
22D	Bryton Barr	LB	So.	6-0/220	Camp Hill, Pa. (Mechanicsburg Area)
23	Walt Dunston	DB	So.	6-0/195	West Windsor, N.J. (West Windsor Plainsboro)
24	Tye Smith	CB	Jr.	6-1/180	Raleigh, N.C. (Wakefield)
25	Navassa Brown	WR	So.	5-9/175	Reisterstown, Md. (Franklin)
28	Terrance West	RB	Jr.	5-11/223	Baltimore, Md. (Northwestern)
31	Jalil Gordon	DB	So.	5-11/185	South Lake, Texas (Carroll)
32	Trea Jones	RB	Jr.	5-10/210	Wake Forest, N.C. (Wake Forest Roseville)
33	Jabari Thomas	DB	R-Fr.	5-10/170	Washington, D.C. (Archbishop Carroll)
34	Brandon Berney	FB	R-Fr.	6-0/220	Frederick, Md. (Governor Thomas Johnson)
36	Jiovanni Rodriguez	WR	Fr.	5-10/180	Silver Spring, Md. (St. John's College)
38	Riley Davis	LB	R-Fr.	6-0/220	Highland, Md. (River Hill)
39	Fred Overstreet	LB	Jr.	6-1/220	Tampa, Fla. (Thomas Jefferson)
41	Jordan Mynatt	DB	R-Fr.	6-2/195	Columbia, Md. (Wilde Lake)
43	Drew Evangelista	PK/P	Sr.	5-10/185	Cedar Grove, N.J. (Cedar Grove)
44	Eric Schuster	LB	Sr.	6-1/210	Laurel, Md. (Reservoir)
47	Kenton Powell	LB	Jr.	6-1/200	Rockville, Md. (Seneca Valley)
48	Dreon Johnson	FB	So.	6-0/245	Houston, Texas (Mayde Creek)
49	Emmanuel Holder	FB	So.	5-11/255	Baltimore, Md. (Calvert Hall)
50	Greg Grant	DE	So.	6-2/225	Olney, Md. (Sherwood)
54	Drew Cheripko	DE	Jr.	6-5/252	Darnestown, Md. (Northwest)
55	Brendon Gannon	DT	Jr.	6-3/265	Halethorpe, Md. (Cardinal Gibbons)
56	Ryan Delaie	DT	Jr.	6-4/245	Windsor, Mass. (Windsor)
57	Charles Johnson	OG	Sr.	6-2/295	Baltimore, Md. (Baltimore Poly)
58	Justin Carmona	LB	Jr.	5-11/215	Columbia, Md. (Wilde Lake)
59	Malik Johnson	DT	R-Fr.	6-1/295	(Archbishop Spalding)
60	Doug Shaw	OC	Sr.	6-1/265	Woodbine, Md. (Loyola Blakefield)
62	Randall Harris	OT	Sr.	6-4/280	Lanham, Md. (DuVal)
63	Alex Dembinski	OT	So.	6-5/305	Millersville, Md. (Old Mill)
65	Brady Stup	OC	R-Fr.	6-5/280	Frederick, Md. (Tuscarora)
66	Gavin Class	OG	Jr.	6-4/295	Monkton, Md. (St. Paul's School)
68	Chris Jones	OG	Jr.	6-0/335	Colonial Beach, Va. (Hargrave Military)
69	Shayne Sullivan	OT	R-Fr.	6-6/285	Crofton, Md. (Archbishop Spalding)
70	Anthony Davis	OG/OC	Sr.	6-3/310	Richmond, Va. (Clover Hill)
71	Eric Pike	OT	Sr.	6-5/298	Landover, Md. (DuVal)
73	Clifton Jones	DT	Fr.	6-1/260	Virginia Beach, Va. (Tallwood)
74	Fred Santarelli	OT	R-Fr.	6-6/295	Philadelphia, Pa. (The Hill School)
75	Derek Pittman	OT	So.	6-5/305	Lanham, Md. (St. Vincent Pallotti)
78	Drew Bellamy	OT	Jr.	6-5/300	Cottondale, Fla. (Cottondale)
79	Jake Schunke	OT	So.	6-5/300	Wayne, N.J. (Wayne Hills)
80	Willie Ponder	WR	R-Fr.	5-11/195	Portsmouth, Va. (Western Branch)
81	Will Parkinson	WR	R-Fr.	6-3/210	Larchmont, N.Y. (Mamaroneck)
82	Syd Holt	DE	R-Fr.	6-4/210	South Amboy, N.J. (Sayreville War Memorial)
83	Daniel Vaughan	TE	Jr.	6-0/235	Chesapeake, Va. (Oscar F. Smith)
84	James Oboh	TE	Sr.	6-4/230	Olney, Md. (Sherwood)
87	Sean Mooney	TE	So.	6-6/230	Chester Springs, Pa. (Malvern Prep)
88	Jabari Francis	WR	R-Fr.	5-8/190	Clinton, Md. (Northwood)
89	Tanner Valelly	TE	R-Fr.	6-6/250	Germantown, Md. (Seneca Valley)
90	D.J. Soven	P/PK	Sr.	5-8/180	Weston, Fla. (Cypress Bay)
93	Max Tejada	DT	R-Fr.	6-2/305	Orange Park, Fla. (The Bolles School)
94	Tungie Coker	DT	So.	6-2/255	Forestville, Md. (Largo)
95	Stefan Janik	DE	So.	6-4/260	Sparks, Md. (Calvert Hall)
96	Arnold Farmer	DT	Sr.	6-1/330	Baltimore, Md. (Baltimore Poly)
99	Jon Desir	DT	So.	6-5/315	Westbury, N.Y. (St. Anthony's)

**Quick Facts**

Location .....	Villanova, Pa.
Enrollment .....	6,584
Nickname .....	Wildcats
Website .....	villanova.com
Twitter .....	@NovaFootball
Facebook .....	facebook.com/Novaathletics
Stadium .....	Villanova Stadium
Stadium Capacity .....	12,000
Stadium Surface .....	Artificial Grass
President .....	Rev. Peter M. Donohue, OSA
Athletics Director .....	Vince Nicastro
Head Coach .....	Andy Talley (Southern Connecticut, 1967)
Football Contact .....	Dean Kenefick, Associate Athletics Director/Communications
Football Contact Office Phone/Email .....	610-519-6514/dean.kenefick@villanova.edu
Offensive Starters Returning/Lost .....	9/2
Defensive Starters Returning/Lost .....	7/4



**WILDCATS HEAD COACH  
ANDY TALLEY  
28 SEASONS (1985-2012)**

<b>Collegiate Overall Record (Years)</b> .....	226-138-2 (33 years)
<b>Record at CAA Football Schools (Years)</b> .....	198-120-1 (28 years)
<b>Record in CAA Football Games (Years)</b> .....	119-84 (28 years)

**Villanova Coaching Staff**

Mark Ferrante .....	Assistant Head Coach/Offensive Line
Sam Venuto .....	Offensive Coordinator/Quarterbacks
Billy Crocker .....	Defensive Coordinator/Linebackers
Brian Flinn .....	Wide Receivers/Recruiting Coordinator
Rocco Bellantoni .....	Defensive Line/Special Teams Coordinator
Tony Trisciani .....	Secondary
Darrius Smith .....	Running Backs
David Riede .....	Cornerbacks/Coordinator of Football Recruiting
Matt Jones .....	Offensive Assistant
Cole Glennon .....	Defensive Assistant

**2012 RESULTS (8-4, 6-2 CAA)**

Home Stadium: Villanova Stadium (12,000)


Home: 3-2	Away: 5-2	vs. Top 25 (TSN): 2-2	vs. Top 25 (Coach): 2-2
Total Home Attendance: 35,721		Average Home Attendance: 7,144	

Aug. 31	{rv/-}	at Temple [ESPN3]	L 10-41	32,709
Sept. 8	{rv/-}	Fordham	W 28-13	3,717
Sept. 15	{rv/-}	*Rhode Island [CSN-NE/CSN-MA+/CSN-P]	W 31-10	10,513
Sept. 22	{rv/-}	at Penn [TCN-P]	W 24-8	13,803
Sept. 29	{rv/-}	*at Maine [WABI] {rv/rv}	W 35-14	3,472
Oct. 6	{rv/rv}	*Richmond {rv/-}	L 17-28	7,117
Oct. 13	{rv/-}	*at Old Dominion {3/3}	W 38-14	20,068
Oct. 20	{24/rv}	*at Georgia State	W 49-24	12,136
Oct. 27	{19/23}	*Towson [CSN-MA/TCN-P/CSN-NW] {23/25}	L 35-49	7,757
Nov. 10	{21/25}	*James Madison {9/9}	W 35-20	6,617
Nov. 17	{16/21}	*at Delaware [TCN-P] {rv/-}	W 41-10	19,523
Nov. 24	{14/18}	at Stony Brook [ESPN3] {10/11}	L 10-20	4,905

CAA Team's Coaches & Sports Network Rankings listed prior to Opponent/Opponent's Coaches & Sports Network Rankings listed after Opponent at time game was played

**2013 Schedule**

Date	Opponent	Location	Series Record
Aug. 31	at Boston College	Chestnut Hill, Mass.	15-28-1
Sept. 7	at Fordham	Bronx, N.Y.	20-3-4
Sept. 21	*Stony Brook	Villanova, Pa.	0-1
Sept. 28	Penn	Villanova, Pa.	12-5
Oct. 5	*William and Mary	Villanova, Pa.	13-16-1
Oct. 12	*at Towson	Towson, Md.	5-4
Oct. 19	*at New Hampshire	Durham, N.H.	11-11
Oct. 26	*Maine	Villanova, Pa.	8-8
Nov. 2	*at James Madison	Harrisonburg, Va.	10-11
Nov. 9	*at Rhode Island	Kingstown, R.I.	15-3
Nov. 23	*Delaware	Villanova, Pa.	24-21-1




**ANTOINE LEWIS**



**KEVIN MONANGAI**



**JOHN ROBERTSON**



**DAN SHIREY**




**ANTOINE LEWIS**  
SOMERS POINT, N.J.  
MAINLAND

DL	6-2	290	SR.
----	-----	-----	-----

YEAR	GP	S-A-Tackles	SK/TFL	Int	PBU	FF/FR
2010	14	23-25-48	1.5/4.0	0	0	1/0
2011	11	24-20-44	1.0/3.5	0	0	1/2
2012	12	30-28-58	1.5/8.5	0	1	0/1
<b>Career</b>	<b>37</b>	<b>77-73-150</b>	<b>4.0/16.0</b>	<b>0</b>	<b>1</b>	<b>2/3</b>

- Selected First Team All-CAA Football in 2012
- Has started all 37 games of his career
- Registered 58 tackles (30 solo), 8.5 tackles for loss, 1.5 sacks and 1 fumble recovery in 2012
- Named team captain for 2013 season



**KEVIN MONANGAI**  
ROSELAND, N.J.  
SETON HALL PREP

RB	5-8	200	JR.
----	-----	-----	-----

YEAR	GP	No.	Yds	TD	Long	Avg/G	Avg/C
2011	8	54	176	1	14	22.0	3.3
2012	12	212	1210	11	44	100.8	5.7
<b>Career</b>	<b>20</b>	<b>266</b>	<b>1386</b>	<b>12</b>	<b>44</b>	<b>69.3</b>	<b>5.2</b>

- Named First Team All-CAA Football in 2012
- Became just the fourth Villanova running back in school history to rush for 1,000 yards in a season when he ran for 1,210 yards on 212 carries (5.7 avg.) and 11 touchdowns
- His 1,210 rushing yards represent the third-best single-season total in school history
- Led the league in rushing in 2012



**JOHN ROBERTSON**  
PARAMUS, N.J.  
PARAMUS

QB	6-1	201	SO.
----	-----	-----	-----

YEAR	GP	----- Passing -----			--- Rushing ---			
		Comp.-Att.-Int.	Yds.	TD	Lg.	Att.	Yds.	TD
2011	Redshirt							
2012	12	152-253-7	1965	14	72	189	1021	14
<b>Career</b>	<b>12</b>	<b>152-253-7</b>	<b>1965</b>	<b>14</b>	<b>72</b>	<b>189</b>	<b>1021</b>	<b>14</b>

- 2012 Jerry Rice Award Winner
- 2012 CAA Football and ECAC Offensive Rookie of the Year
- Selected Third Team All-CAA Football as a rookie
- Completed 152-of-253 for 1,965 yards and 14 touchdowns
- Rushed 189 times for 1,021 yards (5.7 avg) and 14 touchdowns



**DAN SHIREY**  
FEASTERVILLE, PA.  
NESHAMINY

OL	6-3	285	SR.
----	-----	-----	-----

- Returns to action in 2013 after missing all of the 2012 season due to an Achilles injury
- Named First Team All-CAA Football in 2011 after earning Second Team honors as a sophomore
- Will serve as a team captain for the second straight year
- Has started 34 of the 37 games in which he has appeared

### Playing Career

1964-67 .....Southern Connecticut University

### Coaching Career

1967-68 ..... Assistant Coach, Simsbury (Conn.) High School  
 1969..... Secondary, Springfield College  
 1970-72 .....Backfield, Middlebury College  
 1973-78 .....Backfield, Brown University  
 1979-83 .....Head Coach, St. Lawrence University  
 1984- .....Head Coach, Villanova University

### Personal

#### Birthdate

April 6, 1943

#### Hometown

Berwyn, Pa.

#### Alma Mater

Southern Connecticut '67

#### Wife

Arlene

#### Children

Josh, Gina



### Talley's Year-By-Year Record

Year	School	Record	Conf./Finish	Postseason
1979	St. Lawrence	3-6		
1980	St. Lawrence	5-4		
1981	St. Lawrence	5-4		
1982	St. Lawrence	10-1		NCAA (D-III) Semis
1983	St. Lawrence	5-3-1		
<b>St. Lawrence Totals</b>		<b>28-18-1 (.606)</b>		
1985	Villanova	4-0		
1986	Villanova	8-1		
1987	Villanova	6-4		
1988	Villanova	5-5-1	4-4/T3rd	
1989	Villanova	8-4	6-2/T1st	NCAA
1990	Villanova	6-5	5-3/T2nd	
1991	Villanova	10-2	7-1/T1st	NCAA
1992	Villanova	9-3	6-2/2nd	NCAA
1993	Villanova	3-8	1-7/6th (Mid-Atlantic)	
1994	Villanova	5-6	2-6/T4th (Mid-Atlantic)	
1995	Villanova	3-8	2-6/T5th (Mid-Atlantic)	
1996	Villanova	8-4	6-2/T2nd (Mid-Atlantic)	NCAA
1997	Villanova	12-1	8-0/1st (Mid-Atlantic)	NCAA Qtrs
1998	Villanova	6-5	4-4/T2nd (Mid-Atlantic)	
1999	Villanova	7-4	6-2/3rd	
2000	Villanova	5-6	3-5/T7th	
2001	Villanova	8-3	7-2/T1st	
2002	Villanova	11-4	6-3/T3rd	NCAA Semis
2003	Villanova	7-4	5-4/T4th	
2004	Villanova	6-5	3-5/4th (South)	
2005	Villanova	4-7	2-6/6th (South)	
2006	Villanova	6-5	5-3/2nd (South)	
2007	Villanova	7-4	5-3/T3rd (South)	
2008	Villanova	10-3	7-1/2nd (South)	NCAA Qtrs
2009	Villanova	14-1	7-1/T1st (South)	NCAA Champions
2010	Villanova	9-5	5-3/T3rd	NCAA Semis
2011	Villanova	2-9	1-7/9th	
2012	Villanova	8-4	6-2/T1st	NCAA 1st Round
<b>Villanova Totals</b>		<b>198-120-1 (.623)</b>		
<b>Career Record</b>		<b>226-138-2 (.621)</b>		

### All-Time Villanova Coaching Records

Coach	Years	Record	Pct.	Conf.	Pct.
Michael J. Murphy	1894	1-0	1.000		
James A. McDonald	1895-96	14-6	.700		
John F. Bagley	1897-98	5-9-2	.375		
Richard F. Nallin	1899	7-2-1	.750		
John A. Powers	1900	5-1-3	.722		
John J. Egan	1901	2-3	.400		
Timothy M. O'Rourke	1902	4-3	.571		
Martin L. Caine	1903	2-2	.500		
Fred J. Crolius	1904-11	15-38-5	.302		
Charles McGeehan	1912	3-3	.500		
Thomas St. Germaine	1913	4-2-1	.643		
Frank A. Sommer	1914-15, 24	12-9-2	.565		
Edward M. Bennis	1916	1-8	.111		
Thomas M. Reap	1917-20	9-12-5	.442		
Allie C. Miller	1921-22	11-4-3	.694		
Hugh V. McGeehan	1923	0-7-1	.063		
Harry Stuhldreder	1925-35	65-25-9	.702		
Maurice J. Smith	1936-42	41-17-3	.697		
Jordan A. Olivar	1943-48	33-20-2	.618		
James R. Leonard	1949-50	12-6	.666		
Arthur F. Raimo	1951-53	16-10-1	.611		
Francis X. Reagan	1954-59	16-36	.308		
Alexander F. Bell	1960-66	35-30	.538		
John C. Gregory	1967-69	16-13	.551		
Louis A. Ferry	1970-74	20-26-1	.436		
James C. Weaver	1974	3-5	.375		
Richard Bedesem	1975-80	30-35-1	.462		
<b>Andy Talley</b>	<b>1985-</b>	<b>198-120-1</b>	<b>.623</b>	<b>119-84</b>	<b>.586</b>

### 2013 Team Information

Total No. of Starters Returning: 17

**Offense: 9**

- ..... WR - Joe Price
- ..... TE - Earnest Pettway
- ..... OT - Bill Vogel
- ..... OT - Vince Kowalski
- ..... OC - Ross Hall
- ..... OG - Josh Buccì
- ..... OG - Kyle Wallace
- ..... QB - John Robertson
- ..... RB - Kevin Monangai

**Defense: 7**

- ..... DL - Antoine Lewis
- ..... DE - Rakim Cox
- ..... LB - Pat Haggerty
- ..... LB - Dillon Lucas
- ..... CB - Craig James
- ..... FS - Joe Sarnese
- ..... SS - Matt McCann

**Special Teams: 1**

- ..... PK/P - Mark Hamilton

Total No. of Starters Lost: 6

**Offense: 2**

- ..... WR - Norman White
- ..... WR - Dorian Wells

**Defense: 4**

- ..... CB - Eric Loper
- ..... DE - Marlon Johnson
- ..... LB - Devon Bridges
- ..... WS - Ronnie Akins

**Special Teams: 0**

NOTE: Special Teams include kickers and punters only.

### Wildcats Roster


No.	Name	Pos.	Cl.	Ht./Wt.	Hometown (High School/Last School)
1	Austin Medley	RB	Jr.	5-11/200	Franklinville, N.J. (Delsea)
2	Kevin Monangai	RB	Jr.	5-8/210	Roseland, N.J. (Seton Hall Prep)
3	John Robertson	QB	So.	6-1/210	Paramus, N.J. (Paramus)
4	Emeka Ndichie	LB	Jr.	6-0/215	Bloomfield, N.J. (Bloomfield)
5	Shane Harris	DB	Jr.	5-11/200	Montclair, N.J. (Montclair)
6	Jason Ceneus	DB	Fr.	5-9/170	New Rochelle, N.Y. (New Rochelle)
7	Cameron McCurry	DB	So.	5-11/200	Orange Park, Fla. (Fleming Island)
8	Trey Johnson	DB	Fr.	5-11/160	Lutz, Fla. (Steinbrenner)
9	Aaron Wells	WR	So.	5-8/185	Ellicott City, Md. (River Hill)
10	Peter Burkly	QB	Fr.	5-10/180	Boonton Twp., N.J. (Seton Hall Prep)
11	Craig James	DB	Sr.	5-11/195	Mays Landing, N.J. (Oakcrest)
12	Chris Polony	QB	Jr.	6-3/210	Whitehall, Pa. (Whitehall)
13	Shayne Jones	DB	R-Fr.	6-0/200	Hillsborough, N.J. (Immaculata)
14	Corey Reeder	DB	Jr.	6-2/195	Browns Mills, N.J. (Pemberton)
15	Joey Harmon	LB	Jr.	6-0/235	Pembroke Pines, Fla. (Salisbury School (Conn.))
16	Cody Pittman	QB	So.	5-9/180	Los Alamitos, Calif. (Serveite)
17	Joe Price	WR	Sr.	6-3/200	Havertown, Pa. (Malvern Prep)
18	Poppy Livers	WR	Jr.	5-6/165	Seaside, Calif. (St. Francis)
19	Mike Burke	WR	So.	6-2, 210	Columbia, Pa. (Columbia)
20	Joe Sarnese	DB	Jr.	6-0/200	Ventnor, N.J. (Holy Spirit)
21	Ransford Quarrie	RB	Sr.	6-0/255	Hamilton, N.J. (Notre Dame)
22	Jamal Abdur-Rahman	WR	So.	5-9/175	Philadelphia, Pa. (LaSalle)
23	Lorenzo Fertitta	DB	Fr.	5-9/165	Las Vegas, Nev. (Bishop Gorman)
24	Wesley Smith	DB	Fr.	5-11/175	Miramar, Fla. (University School)
25	Connor Cucinelli	TE	Fr.	6-5/220	Rutherford, N.J. (Saint Mary)
26	C.J. Logan	DB	R-Fr.	5-11/200	Watertown, Mass. (Northfield Mt. Hermon)
27	John Maughan	DB	Sr.	5-10/205	Park Ridge, N.J. (Bergen Catholic)
28	Chris Burley	WR	So.	5-10/185	Dover, Ohio (Tuscarawas Central Catholic)
29	Jerry Miles	DB	Jr.	5-11/195	Dublin, Ohio (Scioto)
30	Matt McCann	DB	So.	5-9/215	Pittsburgh, Pa. (Keystone Oaks)
32	Javon White	RB	So.	6-0/185	Telford, Pa. (Souderton)
33	Patrick Haggerty	LB	Sr.	6-0/225	Shillington, Pa. (Governor Mifflin)
34	Travis Clark	LB	Fr.	6-0/215	Rumson, N.J. (Rumson-Fair Haven)
35	Chris Gough	PK	Jr.	6-3/165	Winslow, N.J. (St. Augustine Prep)
36	Gary Underwood	RB	So.	6-0/215	Cincinnati, Ohio (Winton Woods)
37	Terrance Howell	DB	So.	5-10/165	Columbia, Md. (River Hill)
38	Vince Thompspon	RB	Fr.	6-0/190	Pipersville, Pa. (Central Bucks East)
39	Matt Rushton	DB	Fr.	5-11/185	Media, Pa. (Episcopal Academy)
40	Fred O'Connor	RB	Jr.	5-8/215	Keswick, Va. (Covenant School)
41	Nick Fernandez	DB	Fr.	5-8/170	Miami, Fla. (Christopher Columbus)
42	Corey Majors	LB	So.	6-1/240	Levittown, Pa. (Worcester Academy (Mass.))
43	Justin Causa	RB	Fr.	5-11/180	Wyomissing, Pa. (Wyomissing Area)
44	Don Cherry	LB	So.	6-1/230	Trumbull, Conn. (Trumbull)
45	Austin Calitro	LB	R-Fr.	6-2/240	Danbury, Conn. (Danbury)
46	Robert Witman	WR	Fr.	6-5/190	Pottsville, Pa. (Pottsville)
47	Dayo Kuteyi	LB	So.	6-1/215	Upper Darby, Pa. (Upper Darby)
48	Joe Barrett	LB	Fr.	6-2/225	West Chester, Pa. (Malvern Prep)
49	T.J. White	LB	R-Fr.	6-0/230	West Chester, Pa. (B. Reed Henderson)
50	Dan Shirey	OL	Sr.	6-3/300	Feasterville, Pa. (Neshaminy)
51	Jonathan Green	OL	R-Fr.	6-2/305	Ashland, Pa. (North Schuylkill)
52	Pat Williams	DL	Jr.	5-11/300	Ft. Lauderdale, Fla. (University School)
53	Michael Williams	DL	Fr.	6-5/280	Woodlawn, Md. (Archbishop Spalding)
54	Dillon Lucas	LB	Jr.	6-0/230	Medford, N.J. (Shawnee)
55	Jordan Hunter	DL	So.	6-2/310	Burlington Twp., N.J. (Burlington Twp.)
56	Manny Aleshinloye	DL	Fr.	6-1/205	Hershey, Pa. (Milton Hershey School)
57	Noble Ajakaiye	DL	So.	6-0/230	Harrisburg, N.C. (Hickory Ridge)
60	Matt Donoghue	OL	Fr.	6-4/265	Garnet Valley, Pa. (Garnet Valley)
63	Fran Walsh	DL	Fr.	6-1/255	Warrington, Pa. (Archbishop Wood)
65	Nico D'Angelo	OL	R-Fr.	6-3/290	Margate, N.J. (Holy Spirit)
67	Justin Rhinesmith	OL	So.	6-3/295	Cape May Court House, N.J. (Middle Twp.)
70	Bill Vogel	OL	Sr.	6-4/285	Lincoln, Neb. (St. Pius X/Nebraska-Omaha)
71	Peter Sotiriou	OL	Jr.	6-1/295	Silver Spring, Md. (Our Lady of Good Counsel)
72	George Benakis	OL	So.	6-4/355	Toronto, Ontario (Bridgton Academy (Maine))
73	Ross Hall	OL	Jr.	6-4/290	Leola, Pa. (Lancaster Catholic)
74	Kyle Wallace	OL	Jr.	6-2/285	Larksville, Pa. (Wyoming Seminary)
75	Josh Buccì	OL	Sr.	6-6/350	Beaver, Pa. (Beaver)
76	Vince Kowalski	OL	Jr.	6-4/300	Williamstown, N.J. (Williamstown)
77	Josh Polonio	OL	Jr.	6-3/315	Diamond Bar, Calif. (Damien)
78	Jake Prus	OL	R-Fr.	6-6/265	Pilesgrove, N.J. (Woodstown)
79	Brad Seaton	OL	R-Fr.	6-8/280	Bronx, N.Y. (Brunswick School (Conn.))
80	Lincoln Collins	WR	Fr.	6-2/180	Nahant, Mass. (Boston College H.S.)
81	Earnest Pettway	TE	Jr.	6-3/250	Long Beach, Calif. (Long Beach Poly)
82	Vinnie Gatti	WR	Sr.	5-9/175	Indiana, Pa. (Indiana)
83	Anthony DeCamillo	WR	So.	6-1/205	Bentleyville, Ohio (Chagrin Falls)
84	Morgan Craig	TE	Jr.	6-2/260	Clarks Summit, Pa. (Abington Heights)
85	Kevin Gulyas	WR	So.	5-11/190	Allentown, Pa. (Allentown Central Catholic)
86	Jacob Gribb	WR	So.	6-2/205	Pottstown, Pa. (Pope John Paul II)
87	Clay Horne	WR	Jr.	6-6/220	St. Paul, Minn. (Lawrence Academy (Mass.))
88	Reggie Paris	DL	So.	6-3/250	Pemberton, N.J. (Pemberton)
89	Garrett Waller	WR	Sr.	5-9/175	Tulsa, Okla. (Cascia Hall)
90	Antoine Lewis	DL	Sr.	6-2/290	Somers Point, N.J. (Mainland)
91	Thomas Plonski	DL	Fr.	6-5/230	Brooklyn, N.Y. (Brooklyn Tech)
92	Tanoh Kpassagnon	TE	R-Fr.	6-6/260	Ambler, Pa. (Wissahickon)
93	Mark Hamilton	P/PK	Sr.	5-11/185	Gaithersburg, Md. (Our Lady of Good Counsel)
94	John Hinchen	P/PK	Fr.	5-10/165	Saddle River, N.J. (Northern Highlands)
95	Josh Lumer	DL	Sr.	6-2/235	Sherman Oaks, Calif. (Campbell Hall)
96	Conor McAlinney	PK	Sr.	6-2/185	Scranton, Pa. (Scranton Prep)
97	Keelan Malone	DL	Sr.	6-1/250	Santa Monica, Calif. (Santa Monica)
98	Patrick McGown	DL	R-Fr.	6-4/225	Valencia, Calif. (Sierra Canyon School)
99	Rakim Cox	DL	Sr.	6-4/265	San Diego, Calif. (San Diego H.S.)

### 2013 Newcomers

Name	Pos.	Ht./Wt.	Hometown (High School/Last School)
Jason Ceneus	DB	5-9/170	New Rochelle, N.Y. (New Rochelle)
Lincoln Collins	WR	6-2/180	Nahant, Mass. (Boston College H.S.)
Matt Donoghue	OL	6-4/280	Garnet Valley, Pa. (Garnet Valley)
Lorenzo Fertitta	DB	5-10/175	Las Vegas, Nev. (Bishop Gorman)
Trey Johnson	DB	5-11/160	Lutz, Fla. (Steinbrenner)
Thomas Plonski	DL	6-5/230	Brooklyn, N.Y. (Brooklyn Tech)
Wesley Smith	DB	5-11/175	Miramar, Fla. (University School)
Mike Williams	DL	6-5/280	Woodlawn, Md. (Archbishop Spalding)

**Quick Facts**

Location ..... Williamsburg, Va.  
 Enrollment ..... 7,800  
 Nickname ..... Tribe  
 Website ..... tribeathletics.com  
 Twitter ..... @TribeAthletics  
 Facebook ..... facebook.com (Search: William and Mary Tribe Athletics)  
 Stadium ..... Walter J. Zable Stadium at Cary Field  
 Stadium Capacity ..... 12,259  
 Stadium Surface ..... Artificial Grass  
 President ..... W. Taylor Reveley, III  
 Athletics Director ..... Edward "Terry" Driscoll  
 Head Coach ..... Jimmy Laycock (William and Mary, 1970)  
 Football Contact ..... Pete Clawson, Assistant Athletics Director/Communications  
 Football Contact Office Phone/Email ..... 757-221-3369/pmclaw@wm.edu  
 Offensive Starters Returning/Lost ..... 8/3  
 Defensive Starters Returning/Lost ..... 7/4



**TRIBE HEAD COACH**  
**JIMMY LAYCOCK**  
**33 SEASONS (1980-2012)**

**Collegiate Overall Record (Years)** ..... 215-160-2 (33 years)  
**Record at CAA Football Schools (Years)** ..... 215-160-2 (33 years)  
**Record in CAA Football Games (Years)** ..... 92-70 (33 years)

**William and Mary Coaching Staff**

Kevin Rogers ..... Offensive Coordinator/Quarterbacks  
 Scott Boone ..... Defensive Coordinator/Linebackers  
 Bob Solderitch ..... Assistant Head Coach/Offensive Line  
 Trevor Andrews ..... Associate Head Coach/Defensive Line  
 David Corley ..... Wide Receivers  
 Tom Clark ..... Defensive Backs  
 Chris Barclay ..... Running Backs  
 Mike Godsil ..... Tight Ends/Fullbacks  
 Trey Henderson ..... Video Coordinator/Defensive Assistant

**2012 RESULTS (2-9, 1-7 CAA)**

Home Stadium: Zable Stadium (12,259)

Home: 1-4      Away: 1-5      vs. Top 25 (TSN): 0-6      vs. Top 25 (Coach): 0-6  
 Total Home Attendance: 49,421      Average Home Attendance: 9,884

Sept. 1	{rv/rv}	at Maryland [ESPN3]	L 6-7	31,321
Sept. 8	{rv/rv}	Lafayette [ESPN3/ESPNGP]	L 14-17	7,615
Sept. 15	{rv/rv}	*at Towson [NBCSN] {12/15}	L 17-20	8,309
Sept. 22		*Delaware [CSN-MA/TCN-P] {12/12}	L 21-51	10,601
Sept. 29		*GSU [CSN-MA/CSS/CSN-CH/CSN-BA/CSN-NW]	W 35-3	11,125
Oct. 6		at Penn	W 34-28	8,101
Oct. 13		*at James Madison [CSN-MA+/TCN-P/CSN-CA/CSN-NW] {4/5}	L 26-27 (2OT)	22,271
Oct. 27		*Maine	L 10-24	10,398
Nov. 3		*at New Hampshire {11/11}	L 25-28	5,521
Nov. 10		*at Old Dominion [CSN-MA/CSN-NE/CSN-P/CSN-BA/CSN-NW] {4/4}	L 31-41	20,068
Nov. 17		*Richmond {20/20}	L 14-21	9,682

CAA Team's Coaches & Sports Network Rankings listed prior to Opponent/Opponent's Coaches & Sports Network Rankings listed after Opponent at time game was played

**2013 Schedule**

Date	Opponent	Location	Series Record
Aug. 31	at West Virginia	Morgantown, W.Va.	0-15-1
Sept. 7	Hampton	Williamsburg, Va.	3-0
Sept. 14	at Lafayette	Easton, Pa.	0-1
Sept. 21	*Rhode Island	Williamsburg, Va.	12-3
Oct. 5	*at Villanova	Villanova, Pa.	16-13-1
Oct. 12	Penn	Williamsburg, Va.	5-1
Oct. 19	*at Maine	Orono, Maine	7-3
Oct. 26	*James Madison	Williamsburg, Va.	15-20
Nov. 2	*New Hampshire	Williamsburg, Va.	13-3
Nov. 9	*at Delaware	Newark, Del.	15-22
Nov. 16	*Towson	Williamsburg, Va.	7-2
Nov. 23	*at Richmond	Richmond, Va.	61-56-5



**JEROMECOUPLIN III**




**MATTCRISAFI**



**TREMCBRIDE**



**LUKERRHODES**




**JEROME COUPLIN III**  
UPPER MARLBORO, MD.  
BISHOP MCNAMARA

S	6-2	215	SR.
---	-----	-----	-----

YEAR	GP	S-A-Tackles	SK/TFL	Int	PBU	FF/FR
2009	Redshirt					
2010	11	2-4-6	0.0/0.0	1	0	0/0
2011	11	33-14-47	0.0/0.0	1	6	1/0
2012	11	53-38-91	0.0/2.0	3	4	2/0
<b>Career</b>	<b>33</b>	<b>88-56-144</b>	<b>0.0/2.0</b>	<b>5</b>	<b>10</b>	<b>3/0</b>


- Third Team All-CAA selection in 2012
- Team Captain
- Ranked fifth in the CAA among all players and first among defensive backs with 8.3 tackles per game last season
- Totaled a team-high 91 tackles with three interceptions, two tackles for a loss, two forced fumbles and four PBUs last season
- Posted five double-digit tackle performances in 2012



**MATT CRISAFI**  
MARIETTA, GA.  
BLESSED TRINITY

OL	6-4	302	SR.
----	-----	-----	-----

- Team Captain
- Enters his senior season having started the past 29 games
- Three-time CAA Football Academic All-Conference Team selection




**TRE MCBRIDE**  
MCDONOUGH, GA.  
OLA

WR	6-1	200	JR.
----	-----	-----	-----

YEAR	GP	No.	Yds	TD	Long	Avg/G	Avg/C
2011	11	14	146	0	33	13.3	10.4
2012	11	55	897	10	72	81.6	16.3
<b>Career</b>	<b>22</b>	<b>69</b>	<b>1043</b>	<b>10</b>	<b>72</b>	<b>47.4</b>	<b>15.1</b>

- Second Team All-CAA selection in 2012 after totaling 55 receptions for 897 yards with 10 touchdowns
- Led W&M with 1,130 all-purpose yards in 2012
- His 10 touchdown receptions ranked second in the CAA and tied for fifth on W&M's single-season list
- Ranked third in the CAA in yards per catch (16.3), fourth in receiving yards per game (81.5), seventh in receptions per game (5.0) and eighth in all-purpose yards per game (102.7)
- Finished the 2012 season with three 100-yard receiving games and four multi-touchdown performances



**LUKE RHODES**  
HOLLIDAYSBURG, PA.  
HOLLIDAYSBURG AREA

LB	6-2	242	SO.
----	-----	-----	-----

YEAR	GP	S-A-Tackles	SK/TFL	Int	PBU	FF/FR
2011	Redshirt					
2012	11	31-41-72	0.0/4.0	0	3	1/0
<b>Career</b>	<b>11</b>	<b>31-41-72</b>	<b>0.0/4.0</b>	<b>0</b>	<b>3</b>	<b>1/0</b>

- One of the nations' top freshmen in 2012, he was one of just 16 players selected to the Jerry Rice Award Watch List
- Third Team All-CAA selection in 2012
- Totaled six All-CAA honors during his career
- Totaled 72 tackles, four tackles for a loss, a forced fumble and three PBUs in 2012
- Best performances last season included a 13-tackle effort at JMU and an 11-tackle, 1.5 TFL showing at Maryland

### Playing Career

1967-69 ..... College of William and Mary

### Coaching Career

1970..... Offensive Coordinator, Newport News (Va.) High School  
 1971-72 ..... Graduate Assistant, Clemson University  
 1973-74 ..... Offensive Backfield, The Citadel  
 1975-76 ..... Quarterbacks, Memphis State University  
 1977-79 ..... Offensive Coordinator, Clemson University  
 1980- ..... Head Coach, College of William and Mary

### Personal

#### Birthdate

February 6, 1948

#### Hometown

Hamilton, Va.

#### Alma Mater

William and Mary '70

#### Wife

Deidre Connelly

#### Children

Melanie, Michael, Mimi, James



### Laycock's Year-By-Year Record

Year	School	Record	Conf./Finish	Postseason
1980	William and Mary	2-9		
1981	William and Mary	5-6		
1982	William and Mary	3-8		
1983	William and Mary	6-5		
1984	William and Mary	6-5		
1985	William and Mary	7-4		
1986	William and Mary	9-3		NCAA
1987	William and Mary	5-6		
1988	William and Mary	6-4-1		Epson Ivy Bowl
1989	William and Mary	8-3-1		NCAA
1990	William and Mary	10-3		NCAA Qtrs
1991	William and Mary	5-6		
1992	William and Mary	9-2		Epson Ivy Bowl
1993	William and Mary	9-3	7-1/1st (Mid-Atlantic)	NCAA
1994	William and Mary	8-3	6-2/T1st (Mid-Atlantic)	
1995	William and Mary	7-4	5-3/T3rd (Mid-Atlantic)	
1996	William and Mary	10-3	7-1/1st (Mid-Atlantic)	NCAA Qtrs
1997	William and Mary	7-4	4-4/T4th (Mid-Atlantic)	
1998	William and Mary	7-4	4-4/T2nd (Mid-Atlantic)	
1999	William and Mary	6-5	5-3/T4th	
2000	William and Mary	5-6	4-4/T4th	
2001	William and Mary	8-4	7-2/T1st	NCAA
2002	William and Mary	6-5	5-4/5th	
2003	William and Mary	5-5	4-4/6th	
2004	William and Mary	11-3	7-1/T1st (South)	NCAA Semis
2005	William and Mary	5-6	3-5/T3rd (South)	
2006	William and Mary	3-8	1-7/6th (South)	
2007	William and Mary	4-7	2-6/5th (South)	
2008	William and Mary	7-4	5-3/4th (South)	
2009	William and Mary	11-3	6-2/2nd (South)	NCAA Semis
2010	William and Mary	8-4	6-2/T1st	NCAA 2nd Round
2011	William and Mary	5-6	3-5/7th	
2012	William and Mary	2-9	1-7/9th	

**William and Mary Totals** 215-160-2 (.573)  
**Career Record** 215-160-2 (.573)

### All-Time William and Mary Coaching Records

Coach	Years	Record	Pct.	Conf.	Pct.
No Coach	1893-94, 01-02	5-4-2	.545		
R. Armstrong	1896	0-2	.000		
W.J. King	1897-98, 00	2-4	.250		
W.J. Burke	1899	2-3	.400		
H.J. Duvall	1903	3-3	.500		
J.M. Blanchard	1904-05, 10	7-11-1	.395		
James H. Barry	1906-07	8-11	.421		
G.E. O'Hearn	1908-09	9-10-1	.475		
W.J. Young	1911-12	1-11-1	.115		
D.W. Draper	1913-15	2-21	.087		
S.H. Hubbard	1916	2-5-2	.333		
H.J. Young	1917	3-5	.375		
V.M. Geddy	1918	0-1	.000		
J.G. Driver	1919-20	6-11	.353		
W.E. Fincher	1921	4-3-1	.563		
Bill Ingram	1922	6-3	.667		
J.W. Tasker	1923-27	31-17-2	.440		
Branch Bocock	1928-30, 36-37	26-20-3	.561		
John Kellison	1931-34, 38	24-24-2	.500		
Tommy Dowler	1935	3-4-3	.450		
Carl M. Voyles	1939-42	29-7-3	.782		
Rube McCray	1944-50	45-22-3	.664		
Marvin Bass	1951	7-3	.700		
Jack Freeman	1952-56	14-29-5	.344		
Milt Drewer	1957-63	21-46-2	.319		
Marv Levy	1964-68	23-25-2	.480		
Lou Holtz	1969-71	13-20	.394		
Jim Root	1972-79	39-48-1	.449		
<b>Jimmye Laycock</b>	<b>1980-</b>	<b>215-160-2</b>	<b>.573</b>	<b>92-70</b>	<b>.568</b>

## 2013 Team Information

Total No. of Starters Returning: 17

### Offense: 8

.....	QB - Raphael Ortiz
.....	..... TB - Keith McBride II
.....	..... FB - Andrew Weidinger
.....	..... WR - Tre McBride
.....	..... WR - Sean Ballard
.....	..... LG - James Mohnson III
.....	..... C - Matt Crisafi
.....	..... RG - Trevor Springman

### Defense: 7

.....	..... DE - Stephen Sinnott
.....	..... DT - George Beerhalter
.....	..... DE - Bryan Stinnie
.....	..... LB - Luke Rhodes
.....	..... LB - Airek Green
.....	..... FS - Jerome Couplin III
.....	..... CB - DeAndre Houston-Carson

### Special Teams: 2

.....	..... PK - John Carpenter
.....	..... P - Drake Kuhn

Total No. of Starters Lost: 7

### Offense: 3

.....	..... TE - Nolan Kearney
.....	..... LT - Mike Salazar
.....	..... RT - Robert Gumbita

### Defense: 4

.....	..... DT - Nick Zaremba
.....	..... LB - Jabrel Mines
.....	..... SS - Brian Thompson
.....	..... CB - B.W. Webb

### Special Teams: 0

NOTE: Special Teams include kickers and punters only.

## Tribe Roster

No.	Name	Pos.	Cl.	Ht./Wt.	Hometown (High School/Last School)
3	Tre McBride	WR	Jr.	6-1/200	McDonough, Ga. (Ola)
4	Jerome Couplin III	S	Sr.	6-2/215	Upper Marlboro, Md. (Bishop McNamara)
5	Jesse McNeal III	CB	Jr.	5-11/180	Spotsylvania, Va. (Riverbend)
6	Airek Green	LB	Jr.	6-0/225	Chester, Va. (Thomas Dale)
7	Mikal Abdul-Sabor	RB	So.	5-11/212	Alpharetta, Ga. (Alpharetta)
8	Lonnie "Trey" Reed	DB	R-Fr.	5-8/160	Stafford, Va. (Colonial Forge)
10	Steve Cluley	QB	R-Fr.	6-3/215	Manasquan, N.J. (Wall)
11	Michael Graham	QB	Sr.	6-4/224	Charlottesville, Va. (Monticello)
12	Brent Caprio	QB	Sr.	6-1/212	Somers Point, N.J. (Mainland)
14	Christian Brumbaugh	QB	So.	6-4/215	McDonald, Pa. (South Fayette)
15	Zack Fetter	WR	So.	6-3/220	Montgomery Village, Md. (Gaithersburg)
16	Raphael Ortiz	QB	Jr.	6-3/225	Rahway, N.J. (St. Peter's Prep (N.J.))
17	Frank Brown IV	WR	Fr.	6-2/195	Hampton, Va. (Bethel)
18	Evan McGill	TE	So.	6-5/245	Richmond, Va. (Trinity Episcopal)
19	Bo Revell	TE	Jr.	6-6/260	Haymarket, Va. (Battlefield)
21	Jarrell Cooper	RB	Jr.	5-10/190	Newport News, Va. (Woodside)
22	Frank Tamakloe	DB	Jr.	6-3/194	Silver Spring, Md. (Good Counsel)
23	Cameron Ramirez	DB	R-Fr.	5-10/170	Mitchellville, Md. (DeMatha Catholic)
24	Keith McBride II	RB	Jr.	6-0/220	Collierville, Tenn. (Navy/Memphis University School)
25	Darnell Laws	RB	Jr.	6-0/225	Sicklerville, N.J. (Augustine Prep)
26	Ryan Smith	DB	Sr.	5-10/180	King George, Va. (The Blue Ridge School)
28	Andrew Weidinger	FB	So.	6-0/245	Burke, Va. (Lake Braddock)
29	Marcus Harvey	LB	R-Fr.	6-2/210	Great Falls, Va. (Langley)
30	Sam Bechert	WR	So.	6-0/175	Clifton, Va. (Fairfax)
31	Jared Velasquez	S	So.	6-0/205	Fairfax, Va. (Robinson)
32	Blake Cooksey	DB	So.	5-11/185	Midlothian, Va. (Cosby)
33	Stephen Lubnow	S/LB	R-Fr.	6-0/215	Falls Church, Va. (George Mason)
34	Alex Tremblay	FB	Jr.	6-0/230	Williamsburg, Va. (Warhill)
36	DeAndre Houston-Carson	CB	So.	6-1/205	Woodford, Va. (Massaponax)
37	Jordan King	S	Jr.	5-10/195	Stafford, Va. (Mountain View)
38	Levi Cohen	FB	Jr.	5-11/225	Bedford, N.Y. (Paramus Catholic)
39	Kendell Anderson	RB	R-Fr.	5-9/203	Centreville, Va. (Westfield)
40	Ian Haislip	LB	So.	6-2/235	Yorktown, Va. (Tabb)
41	Quincey Septemher	LB	Sr.	6-3/233	Kwazulu Natal, South Africa (Saint Anne's Belfield)
42	Ivan Tagoe	S	Jr.	6-1/220	Burtonsville, Md. (Paint Branch)
43	Conor Sapp	WR	Jr.	6-0/186	Ashland, Neb. (Washington University, St. Louis/Ashland-Greenwood)
45	Spencer Bopp	DT	So.	6-3/260	Fredericksburg, Va. (Stafford)
46	Eric Hensley	TE	R-Fr.	6-4/255	Herndon, Va. (Herndon)
47	Michael Yankovich	DB	R-Fr.	6-0/195	Ramsey, N.J. (Don Bosco Preparatory)
48	Peyton Gryder	DE	R-Fr.	6-3/247	Midlothian, Va. (Clover Hill)
49	Matthew Pocta	LB	Jr.	6-0/230	Hanover, Va. (Hanover)
50	Luke Rhodes	LB	So.	6-2/242	Hollidaysburg, Pa. (Hollidaysburg Area)
51	Callen Larus	OL	Sr.	6-4/295	Midlothian, Va. (Midlothian)
52	Matthew Vlissides	LB	R-Fr.	6-0/225	Centreville, Va. (Centreville)
53	CJ Reimann	LB	R-Fr.	6-0/218	Oakton, Va. (Oakton)
55	Alex Goodman	LB	Jr.	6-1/230	Fredericksburg, Va. (Brooke Point)
56	Chris Donald	LB/DE	R-Fr.	6-3/255	Oceanport, N.J. (Red Bank Catholic)
57	Heath Saunders	K/P	R-Fr.	5-8/165	Chesapeake, Va. (Indian River)
58	Avon "AJ" Davey	DL	R-Fr.	6-3/249	Frederick, Md. (Governor Thomas Johnson)
59	Michael Garrett II	DE	R-Fr.	6-4/285	Chesapeake, Va. (Grassfield)
61	Trevor Springman	OL	Sr.	6-4/290	Lansdowne, Va. (Stone Bridge)
63	Nick Easter	OL	So.	6-4/300	Stafford, Va. (Colonial Forge)
64	Kevin Jennings	OL	R-Fr.	6-2/280	Richmond, Va. (Hermitage)
66	Zach Mahfood	OL	So.	6-3/293	Lighthouse Pt., Fla. (Pine Crest)
67	Baron Goodman	OL	Jr.	6-4/295	Smithfield, Va. (Nansemond-Suffolk Academy)
68	Lou Petrocelli	OL	So.	6-3/285	Norwood, N.J. (Old Tappan)
70	Alex Berry	OL	Jr.	6-4/290	Roanoke, Va. (Cave Spring)
71	Jared Templeton	OL	So.	6-4/295	Tyrene, Pa. (Tyrene Area)
72	Domenic Martinelli	OL	R-Fr.	6-4/295	Pittsburgh, Pa. (Montour)
73	James Johnson III	OL	Sr.	6-2/290	Covington, Ga. (Eastside)
75	Matt Crisafi	OL	Sr.	6-4/302	Marietta, Ga. (Blessed Trinity)
76	Brady Wilhide	OL	R-Fr.	6-2/290	Woodbridge, Va. (Woodbridge)
77	Andrew Jones	OL	So.	6-1/280	Naples, Fla. (Naples)
78	Jerry Ugokwe	OL	R-Fr.	6-8/305	Bowie, Md. (Georgetown Prep)
79	Grey Congo	DL	R-Fr.	6-2/275	Bowie, Md. (Gonzaga College HS)
80	John Carpenter	K/P	Jr.	6-1/190	Cumberland, Md. (Allegheny)
81	Robert Asmar	TE	Sr.	6-4/240	Alexandria, Va. (St. Stephens & St. Agnes)
82	Kevin Hart	WR	R-Fr.	6-1/192	Pittsburgh, Pa. (Seton-La Salle)
83	Sean Ballard	WR	Jr.	6-0/190	Plano, Texas (Plano West)
84	Flynn Heald	WR	R-Fr.	6-0/190	Cedar Rapids, Iowa (Cedar Rapids Washington)
86	Dominic Burkett	WR	R-Fr.	6-1/190	Chesapeake, Va. (Norfolk Academy)
87	Braxton Hicks	DE	So.	6-4/245	Charlotte, N.C. (Berry Academy)
89	Christian Garner	WR	R-Fr.	6-5/220	Virginia Beach, Va. (Kellam)
90	Bryan Stinnie	DL	Sr.	6-4/250	Troy, Va. (Saint Anne's Belfield)
92	George Beerhalter	DE	Sr.	6-3/280	Pittsburgh, Pa. (Montour)
93	William Haskins	TE	So.	6-2/245	Poquoson (Poquoson)
94	Jasper Coleman	DT	Jr.	6-4/290	Richmond, Va. (James River)
95	Mike Reilly	DL	Jr.	6-4/265	Old Tappan, N.J. (Northern Valley Regional)
96	Stephen Sinnott	DL	Jr.	6-4/250	Lansdale, Pa. (La Salle)
97	Drake Kuhn	K/P	Sr.	5-10/185	Williamsburg, Va. (Lafayette)
99	Tyler Claytor	DL	So.	6-3/280	Snelville, Ga. (Shiloh)

## 2013 Newcomers

Name	Pos.	Ht./Wt.	Hometown (High School/Last School)
Matt Ahola	DL	6-2/238	Springfield, Va. (West Springfield)
Mike Barta	DB	6-2/170	Ashburn, Va. (Briar Woods)
Richie DiPietro	DB	5-11/196	Olney, Md. (Sherwood)
Nick Dorka	K/P	5-11/175	Vienna, Va. (James Madison)
Jonathan Dunn	RB	5-9/192	Springfield, Va. (West Springfield)
Christopher Durant	OL	6-4/286	Oak Hill, Va. (Oakton)
Anthony Fullum	CB	5-9/160	Glenn Dale, Md. (Landon School)
Connor Hilland	OL	6-4/287	Stafford, Va. (Brooke Point)
Peter Hurst	OL	6-2/245	Williamsburg, Va. (Lafayette)
Jaiven Knight	TE	6-3/225	Durham, N.C. (Hillside)
Daniel Kuzjak	WR	6-2/180	Charlottesville, Va. (Western Albemarle)
Brandon Louth	LB	6-2/240	East Windsor, N.J. (Peddie School)
Sam Marshall	OL	6-3/300	Charlottesville, Va. (Monticello)
Logan Moore	RB	5-9/165	Stuarts Draft (Riverheads)
Jhalil Mosley	QB	6-0/185	Keswick, Va. (Monticello)
Andrew Nickell	DL	6-2/260	Gaithersburg, Md. (Damasus)
Christian Reeves	WR	6-3/210	McDonough, Ga. (Eagles Landing Christian Acad./Va. Tech)
Keanu Reuben	DB/WR	6-1/180	Virginia Beach, Va. (Landstown)
Zach Rhodes	OL	6-6/300	Chesterfield, Va. (Thomas Dale)
Xavier Roscoe	LB/DE	6-3/218	Woodbridge, Va. (Gar-Field)
Jesse Santiago	WR	6-1/190	Yorktown, Va. (Grafton)
Alec Scheetz	TE	6-4/245	Phoenix, Md. (Loyola Blakefield)
Dan Schwab	LB	6-0/205	Vienna, Va. (James Madison)
Aaron Swinton	CB	5-9/160	Lancaster, Pa. (McKasky)
Jordan Wallace	WR	6-0/190	Hampton, Va. (Christchurch)

## 2012 Final Standings

TEAMS	-----CONFERENCE-----				-----OVERALL-----				Home	Away	Neutral	Streak
	W-L	Pct.	PF	PA	W-L	Pct.	PF	PA				
!Old Dominion <sup>2</sup>	7-1	.875	317	268	11-2	.846	587	396	6-2	5-0	0-0	Lost 1
*!Villanova	6-2	.750	281	169	8-4	.667	353	251	3-2	5-2	0-0	Lost 1
#!New Hampshire	6-2	.750	314	269	8-4	.667	409	363	4-1	4-3	0-0	Lost 2
#Richmond	6-2	.750	258	180	8-3	.727	365	237	4-1	4-2	0-0	Won 4
#Towson	6-2	.750	262	187	7-4	.636	351	283	4-1	3-3	0-0	Won 4
James Madison	5-3	.625	208	179	7-4	.636	317	231	5-1	2-2	0-1	Lost 2
Maine	4-4	.500	217	144	5-6	.455	291	215	1-4	4-2	0-0	Won 2
Delaware	2-6	.250	195	234	5-6	.455	293	272	4-3	1-3	0-0	Lost 4
William and Mary	1-7	.125	179	215	2-9	.182	233	267	1-4	1-5	0-0	Lost 5
Rhode Island	0-8	.000	84	326	0-11	.000	1-5	432	0-5	0-6	0-0	Lost 11
Georgia State <sup>1</sup>	0-0	.000	158	302	1-10	.091	191	424	0-6	1-4	0-0	Lost 4

<sup>1</sup> Georgia State's official conference record will be 0-0 and will not occupy a spot in the overall standings; it is not eligible for the CAA Football Championship or the league's automatic NCAA postseason bid. <sup>2</sup> Old Dominion is not eligible for the CAA Football Championship or the league's automatic NCAA postseason bid.  
<sup>\*</sup> CAA Football Co-Champion & Automatic Qualifier, # - CAA Football Co-Champion, ! - NCAA Playoff Participant

## 2012 Overall Schedule & Results

### Thursday, August 30

Kent State 41, Towson 21 [CSN-MA+/ESPN3] {15,121}  
 Delaware 41, West Chester 21 {18,823}  
 South Carolina State 33, Georgia State 6 [CSS] {18,921}  
 New Hampshire 38, Holy Cross 17 {12,291}

### Friday, August 31

Temple 41, Villanova 10 [ESPN3] {32,709}

### Saturday, September 1

Virginia 43, Richmond 19 [ACC-RSN/CSN-MA/ESPN3] {50,081}  
 Maryland 7, William and Mary 6 [ESPN3] {31,321}  
 James Madison 55, St. Francis (Pa.) 7 {23,248}  
 Old Dominion 57, Duquesne 23 {19,818}

### Saturday, September 8

Minnesota 44, New Hampshire 7 [B10] {47,022}  
 Boston College 34, Maine 3 [ESPN3] {30,685}  
 Monmouth 41, Rhode Island 6 {2,986}  
 Delaware 38, Delaware State 14 [NBCSN] {16,898}  
 Tennessee 51, Georgia State 13 [ESPN3/ESPNGP] {87,821}  
 Richmond 41, Gardner-Webb 8 {8,700}  
 James Madison 42, Alcorn State 3 {20,239}  
 Villanova 28, Fordham 13 {3,717}  
 Old Dominion 45, Hampton 7 {5,500}  
 Lafayette 17, William and Mary 14 [ESPN3/ESPNGP] {7,615}

### Saturday, September 15

\*Towson 20, William and Mary 17 [NBCSN] {8,309}  
 \*Villanova 31, Rhode Island 10 [CSN-NE/CSN-MA+/CSN-P] {10,513}  
 New Hampshire 43, Central Connecticut State 10 {7,784}  
 Maine 51, Bryant 7 {2,418}  
 Richmond 47, VMI 6 {6,827}  
 Delaware 19, Bucknell 3 {18,118}  
 West Virginia 42, James Madison 12 (FedEx Field) [ROOT] {45,511}  
 Texas-San Antonio 38, Georgia State 14 {11,496}  
 Old Dominion 70, Campbell 14 {20,068}

### Saturday, September 22

\*Old Dominion 64, New Hampshire 61 [CSN-NE/CSN-MA/CSN-P] {20,068}  
 \*James Madison 32, Rhode Island 7 {4,203}  
 \*Richmond 35, Georgia State 14 {9,476}  
 \*Delaware 51, William and Mary 21 [CSN-MA/TCN-P] {10,601}  
 Villanova 24, Penn 8 [TCN-P] {13,803}  
 Albany 30, Maine 20 [WABI] {7,101}  
 Towson 46, St. Francis (Pa.) 17 {9,828}

### Saturday, September 29

\*New Hampshire 34, Delaware 14 {7,058}  
 \*Old Dominion 45, Richmond 37 {8,700}  
 \*Villanova 35, Maine 14 [WABI] {3,472}  
 \*William and Mary 35, Georgia State 3 [CSN-MA/CSS/CSN-CH/CSN-BA/CSN-NW] {11,125}  
 Bowling Green 48, Rhode Island 8 [ESPN3] {15,338}  
 Louisiana State 38, Towson 22 [ESPN3] {92,154}

### Saturday, October 6

\*James Madison 13, Towson 10 [NBCSN] {25,077}  
 \*Maine 26, Delaware 3 [CSN-MA+/CSN-NE/TCN-P/CSN-CH/CSN-CA/CSN-NW] {21,506}  
 \*New Hampshire 44, Georgia State 21 {9,531}  
 \*Richmond 28, Villanova 17 {7,117}  
 Brown 17, Rhode Island 7 {3,305}  
 William and Mary 34, Penn 28 {8,101}

### Saturday, October 13

\*New Hampshire 44, Richmond 40 [CSN-MA/CSN-NE/TCN-P] {12,834}  
 \*Georgia State 41, Rhode Island 7 {6,013}  
 \*James Madison 27, William and Mary 26 (F/2OT) [CSN-MA+/TCN-P/CSN-CA/CSN-NW] {22,271}  
 \*Villanova 38, Old Dominion 14 {20,068}  
 \*Towson 24, Maine 19 {10,141}

### Saturday, October 20

\*New Hampshire 28, Maine 21 [CSN-MA/CSN-NE/CSN-P/CSN-BA] {4,873}  
 \*Richmond 35, James Madison 29 [CSN-MA/TCN-P/CSN-CH/CSN-NW] {8,700}  
 \*Delaware 47, Rhode Island 24 {18,672}  
 \*Villanova 49, Georgia State 24 {12,136}  
 \*Old Dominion 31, Towson 20 {7,817}

### Saturday, October 27

\*Old Dominion 31, Delaware 26 [NBC SPORTS NETWORK] {20,068}  
 \*New Hampshire 40, Rhode Island 20 {5,127}  
 \*Maine 24, William and Mary 10 {10,398}  
 \*Towson 49, Villanova 35 [CSN-MA/TCN-P/CSN-NW] {7,757}  
 \*James Madison 28, Georgia State 21 {22,813}

### Saturday, November 3

\*Towson 34, Delaware 27 (F/OT) [NBC SPORTS NETWORK] {16,252}  
 \*New Hampshire 28, William and Mary 25 {5,521}  
 \*James Madison 31, Maine 7 [CSN-MA/CSN-NE/TCN-P/CSN-CA/CSN-NW] {2,951}  
 \*Old Dominion 53, Georgia State 27 {12,293}  
 \*Richmond 39, Rhode Island 0 {8,700}

### Saturday, November 10

\*Old Dominion 41, William and Mary 31 [CSN-MA/CSN-NE/CSN-P/CSN-BA/CSN-NW] {20,068}  
 \*Villanova 35, James Madison 20 {6,617}  
 \*Maine 51, Georgia State 7 [WABI] {2,979}  
 \*Richmond 23, Delaware 17 {8,700}  
 \*Towson 41, Rhode Island 10 {7,362}

### Saturday, November 17

\*Maine 55, Rhode Island 6 {2,100}  
 \*Towson 64, New Hampshire 35 [CSN-MA/CSN-NE/CSN-P/CSN-NW/WBIN] {5,531}  
 \*Richmond 21, William and Mary 14 {9,682}  
 \*Villanova 41, Delaware 10 [TCN-P] {19,523}  
 \*Old Dominion 38, James Madison 28 [NBC SPORTS NETWORK] {23,051}

### Saturday, November 24

Stony Brook 20, Villanova 10 [ESPN3] {4,905}

### Saturday, December 1

Old Dominion 63, Coastal Carolina 35 [ESPN3] {20,068}  
 Wofford 23, New Hampshire 7 [ESPN3] {6,346}

### Saturday, December 8

Georgia Southern 49, Old Dominion 35 [ESPN/ESPN3] {19,818}

### LEGEND

- ACC-RSN..... Atlantic Coast Conference Regional Sports Network
- B10..... Big Ten Network
- CSN-BA..... Comcast SportsNet Bay Area
- CSN-CH..... Comcast SportsNet Chicago
- CSN-MA..... Comcast SportsNet Mid-Atlantic
- CSN-MA+..... Comcast SportsNet Mid-Atlantic Plus
- CSN-NE..... Comcast SportsNet New England
- CSN-NW..... Comcast SportsNet Northwest
- CSN-P..... Comcast SportsNet Philadelphia
- CSS..... Comcast Sports Southeast
- ESPN3..... ESPN3.com/WatchESPN App
- ESPNGP..... ESPN GamePlan
- ESPNU..... ESPN3.com/WatchESPN App
- NBCSN..... NBC Sports Network
- ROOT..... Root Sports
- TCN-P..... The Comcast Network Philadelphia
- WABI..... WABI-TV (Bangor, Maine)
- WBIN..... WBIN-TV (Boston, Mass./Manchester, N.H.)

\* - CAA Football Game  
 All Time Eastern; PM and subject to change  
 Check CAAFootball.com & local listings for specific channels

## 2012 CAA Football Team-By-Team Results

## Delaware (5-6, 2-6 CAA)

Date	Kick/Score	Opponent	Att.	DEL		OPP		Offense					Defense				
				SN	Coach	SN	Coach	Run	Pass	Total	Passes	TO	Run	Pass	Total	Passes	TO
A30	W 41-21	West Chester	18,823	15	14			177	310	487	24-35-3	3	224	186	410	21-32-2	4
S8	W 38-14	Delaware State [tv]	16,898	15	15			127	155	282	13-23-0	0	55	298	353	35-50-2	2
S15	W 19-3	Bucknell	18,118	13	14			161	161	322	14-21-0	1	70	197	267	21-37-1	2
S22	W 51-21	*at William and Mary [tv]	10,601	12	12			225	134	359	13-23-0	0	94	268	362	17-37-1	4
S29	L 14-34	*at New Hampshire	7,058	8	8	20	22	94	140	234	18-27-2	2	157	315	472	23-36-0	0
O6	L 3-26	*Maine [tv]	21,506	16	15			47	177	224	22-35-0	2	155	176	331	12-18-0	1
O20	W 47-24	*Rhode Island	18,672	25	T-22			268	203	471	21-29-0	1	43	228	271	26-39-0	1
O27	L 26-31	*at Old Dominion [tv]	20,068	20	16	6	7	160	210	370	15-26-1	1	124	375	499	36-45-1	2
N3	L 27-34 (OT)	*Towson [tv]	16,252	23	20	19	22	86	309	395	25-36-1	1	174	187	361	21-26-0	0
N10	L 17-23	*at Richmond	8,700	rv	rv	20	23	70	265	335	23-44-4	5	75	267	342	25-41-1	1
N17	L 10-41	*Villanova [tv]		rv		20	20	84	199	283	24-38-3	3	305	193	498	15-21-0	2

## Georgia State (1-10, 0-0 CAA)

Date	Kick/Score	Opponent	Att.	GSU		OPP		Offense					Defense				
				SN	Coach	SN	Coach	Run	Pass	Total	Passes	TO	Run	Pass	Total	Passes	TO
A30	L 6-33	South Carolina State [tv]	18,921	rv		rv	rv	99	130	229	14-28-1	3	188	300	488	19-29-2	2
S8	L 13-51	at Tennessee [tv]	87,821					87	176	263	18-41-1	2	184	374	558	22-28-1	2
S15	L 14-38	Texas-San Antonio	11,496					86	221	307	11-25-3	4	225	217	442	18-25-0	0
S22	L 14-35	*Richmond	9,476			rv		159	231	390	23-37-3	3	144	254	398	21-32-0	1
S29	L 3-35	*at William and Mary [tv]	11,125					92	157	249	13-26-4	7	312	101	413	8-13-0	1
O6	L 21-44	*New Hampshire	9,531			14	17	56	243	299	13-29-3	5	332	292	624	21-41-1	2
O13	W 41-7	*at Rhode Island	6,013					274	217	491	15-27-0	0	104	184	288	17-35-1	2
O20	L 24-49	*Villanova	12,136			24	rv	79	230	309	23-41-2	2	343	127	470	11-15-1	1
O27	L 21-28	*at James Madison	22,813			9	10	173	175	348	23-38-0	1	221	119	340	11-23-1	1
N3	L 27-53	*Old Dominion	12,293			5	5	52	303	355	17-38-2	4	205	351	556	28-42-3	3
N10	L 7-51	*at Maine [tv]	2,979					59	154	213	12-30-4	0	332	262	594	11-17-0	0

## James Madison (7-4, 5-3 CAA)

Date	Kick/Score	Opponent	Att.	JMU		OPP		Offense					Defense				
				SN	Coach	SN	Coach	Run	Pass	Total	Passes	TO	Run	Pass	Total	Passes	TO
S1	W 55-7	St. Francis (Pa.)	23,248	5	8			377	225	602	21-34-0	0	100	55	155	11-19-1	1
S8	W 42-3	Alcorn State	20,239	5	6	rv		226	190	416	17-23-1	2	101	149	250	23-41-1	2
S15	L 12-42	vs West Virginia [tv]	45,511	4	5			188	112	300	10-23-1	1	121	448	569	38-48-0	0
S22	W 32-7	*at Rhode Island	4,203	6	7			151	347	498	27-42-2	3	19	164	183	15-28-0	0
O6	W 13-10	*Towson [tv]	25,077	5	6	12	12	140	116	256	11-19-0	0	170	147	317	20-32-2	3
O13	W 27-26 (2OT)	*William and Mary [tv]	22,271	4	5			193	157	350	14-20-1	2	204	177	381	14-23-0	0
O20	L 29-35	*at Richmond [tv]	8,700	2	2	rv		225	301	526	19-35-2	0	138	303	441	28-44-0	0
O27	W 28-21	*Georgia State	22,813	9	10			221	119	340	11-23-1	1	173	175	348	23-38-0	1
N3	W 31-7	*at Maine [tv]	2,951	10	10			314	162	476	14-20-0	2	19	85	104	14-25-3	3
N10	L 20-35	*at Villanova	6,617	9	9	21	25	108	123	231	14-26-2	2	307	148	455	9-16-0	1
N17	L 28-38	*Old Dominion [tv]	23,051	13	14	4	4	156	155	311	10-17-0	0	-4	357	353	32-45-1	1

## Maine (5-6, 4-4 CAA)

Date	Kick/Score	Opponent	Att.	UM		OPP		Offense					Defense				
				SN	Coach	SN	Coach	Run	Pass	Total	Passes	TO	Run	Pass	Total	Passes	TO
S8	L 3-34	at Boston College [tv]	30,685	20	18			59	134	193	20-42-2	3	166	219	385	16-33-0	2
S15	W 51-7	at Bryant	2,418	25	21			352	229	581	14-20-0	1	105	84	186	11-26-2	2
S22	L 20-30	Albany [tv]	7,101	23	22	rv	rv	135	264	399	23-36-1	2	247	132	379	13-29-1	2
S29	L 14-35	*Villanova [tv]	3,472	rv	rv	rv	rv	11	409	420	31-53-2	2	314	128	442	11-17-1	1
O6	W 26-3	*at Delaware [tv]	21,506			16	15	155	176	331	12-18-0	1	47	177	224	22-35-0	2
O13	L 19-24	*at Towson	10,141	rv	rv	17	19	143	159	302	24-37-0	2	247	260	507	17-26-1	1
O20	L 21-28	*New Hampshire [tv]	4,873			12	14	95	254	349	23-44-2	2	146	283	429	18-40-1	2
O27	W 24-10	*at William and Mary	10,398					166	191	357	19-24-1	1	138	208	346	19-40-2	2
N3	L 7-31	*James Madison [tv]	2,951			10	10	19	85	104	14-25-3	3	314	162	476	14-20-0	2
N10	W 51-7	*Georgia State [tv]	2,979					332	262	594	11-17-0	0	59	154	213	12-30-4	4
N17	W 55-6	*at Rhode Island	2,100					364	201	565	15-22-0	1	60	168	228	13-30-0	1

## 2012 CAA Football Team-By-Team Results

## New Hampshire (8-4, 6-2 CAA)

Date	Kick/Score	Opponent	Att.	UNH		OPP		Run	Pass	Offense			Run	Pass	Defense		
				SN	Coach	SN	Coach			Total	Passes	TO			Total	Passes	TO
A30	W 38-17	at Holy Cross	12,291	14	12	rv		279	252	531	25-35-0	0	75	271	346	33-47-2	3
S8	L 7-44	at Minnesota [tv]	47,022	14	12			68	163	231	19-36-1	2	240	172	412	11-14-0	1
S15	W 43-10	Central Connecticut State	7,784	18	18			331	128	459	15-24-0	3	121	113	234	13-30-4	6
S22	L 61-64	*at Old Dominion [tv]	20,068	18	19	5	5	94	730	824	55-79-0	2	389	336	725	28-38-1	2
S29	W 34-14	*Delaware	7,058	20	22	8	8	157	315	472	23-36-0	0	94	140	234	18-27-2	2
O6	W 44-21	*at Georgia State	9,531	14	17			332	292	624	21-41-1	2	56	243	299	13-29-3	5
O13	W 44-40	*Richmond [tv]	12,834	12	13	rv		263	191	454	16-28-1	0	233	311	544	32-57-0	0
O20	W 28-21	*at Maine [tv]	4,873	12	14			146	283	429	18-40-1	2	95	254	349	23-44-2	2
O27	W 40-20	*at Rhode Island	5,127	12	12			202	282	484	20-33-0	2	192	266	458	24-38-2	3
N3	W 28-25	*William and Mary	5,521	11	11			207	221	428	22-33-0	1	191	214	405	18-31-1	1
N17	L 35-64	*Towson [tv]	5,531	7	7	19	16	204	141	345	12-27-1	3	415	245	660	20-28-0	0
D1	L 7-23	at Wofford [tv]	6,346	11	13	9	9	73	165	238	21-39-2	3	454	25	479	4-6-0	3

## Old Dominion (11-2, 7-1 CAA)

Date	Kick/Score	Opponent	Att.	ODU		OPP		Run	Pass	Offense			Run	Pass	Defense		
				SN	Coach	SN	Coach			Total	Passes	TO			Total	Passes	TO
S1	W 57-23	Duquesne	19,818	8	6	rv		231	492	723	41-63-3	3	57	94	151	9-21-2	2
S8	W 45-7	at Hampton	5,500	7	5			137	213	350	20-32-0	0	28	217	245	19-36-2	4
S15	W 70-14	Campbell	20,068	6	4			252	530	782	26-35-1	2	214	56	270	8-16-0	1
S22	W 64-61	*New Hampshire [tv]	20,068	5	5	18	19	389	336	725	23-38-1	2	94	730	824	5-79-0	2
S29	W 45-37	*at Richmond	8,700	4	4	rv	rv	232	360	592	34-42-2	2	54	348	402	28-45-1	1
O13	L 14-38	*Villanova	20,068	3	3	rv		111	239	350	16-32-1	2	376	151	527	10-18-0	0
O20	W 31-20	*at Towson	7,817	7	8	18	19	140	264	404	26-40-1	1	165	290	455	26-41-1	2
O27	W 31-26	*Delaware [tv]	20,068	6	7	20	16	124	375	499	36-45-1	2	160	210	370	15-26-1	1
N3	W 53-27	*at Georgia State	12,293	5	5			205	351	556	28-42-3	3	52	303	355	17-38-2	4
N10	W 41-31	*William and Mary [tv]	20,068	4	4			197	291	488	28-43-0	0	124	353	477	19-39-3	3
N17	W 38-28	*at James Madison [tv]	23,051	4	4	13	14	-4	357	353	32-45-1	1	156	155	311	10-17-0	0
D1	W 63-35	Coastal Carolina [tv]	20,068	3	3	rv		175	497	672	32-44-0	1	188	352	540	21-39-2	1
D8	L 35-49	Georgia Southern [tv]	19,818	3	3	6	7	113	421	534	31-44-1	2	602	30	632	2-10-0	0

## Rhode Island (0-11, 0-7 CAA)

Date	Kick/Score	Opponent	Att.	URI		OPP		Run	Pass	Offense			Run	Pass	Defense		
				SN	Coach	SN	Coach			Total	Passes	TO			Total	Passes	TO
S8	L 6-41	at Monmouth	2,986					49	148	197	19-28-1	3	272	267	539	19-29-0	1
S15	L 10-31	*at Villanova [tv]	10,513			rv		75	128	203	14-23-1	2	244	171	415	14-27-0	0
S22	L 7-32	*James Madison	4,203			6	7	19	164	183	15-28-0	0	151	347	498	27-42-2	3
S29	L 8-48	at Bowling Green [tv]	15,338					96	75	171	12-22-0	1	206	332	538	24-34-0	1
O6	L 7-17	Brown	3,305					91	193	284	22-38-1	2	120	125	245	14-28-0	0
O13	L 7-41	*Georgia State	6,013					104	184	288	17-35-1	2	274	217	491	15-27-0	0
O20	L 24-47	*at Delaware	18,672			25	T-22	43	228	271	26-39-0	1	268	203	471	21-29-0	1
O27	L 20-40	*New Hampshire	5,127			12	12	192	266	458	24-38-2	3	202	282	484	20-33-0	2
N3	L 0-39	*at Richmond	8,700			22	rv	65	124	189	16-32-5	5	210	259	469	22-32-0	1
N10	L 10-41	*at Towson	7,362			17	17	88	153	241	17-28-1	1	260	231	491	19-29-0	0
N17	L 6-55	*Maine	2,100					60	168	228	13-30-0	1	364	201	565	15-22-0	1

## Richmond (8-3, 6-2 CAA)

Date	Kick/Score	Opponent	Att.	UR		OPP		Run	Pass	Offense			Run	Pass	Defense		
				SN	Coach	SN	Coach			Total	Passes	TO			Total	Passes	TO
S1	L 19-43	at Virginia [tv]	50,081	rv				28	238	266	24-43-0	0	184	361	545	30-43-0	0
S8	W 41-8	Gardner-Webb	8,700	rv				150	289	439	18-32-1	3	124	123	247	16-34-1	4
S15	W 47-6	at VMI	6,827	rv				228	259	487	28-39-0	1	51	146	197	23-32-2	3
S22	W 35-14	*at Georgia State	9,476	rv				144	254	398	21-32-0	1	159	231	390	23-37-3	3
S29	L 37-45	*Old Dominion	8,700	rv	rv	4	4	54	348	402	28-45-1	1	232	360	592	32-42-2	2
O6	W 28-17	*at Villanova	7,117	rv		rv	rv	208	233	441	19-34-0	1	152	308	460	24-38-3	4
O13	L 40-44	*at New Hampshire [tv]	12,834	rv		12	13	233	311	544	32-57-0	0	263	191	454	16-28-1	1
O20	W 35-29	*James Madison [tv]	8,700	rv		2	2	138	303	441	28-44-0	0	225	301	526	19-35-2	2
N3	W 39-0	*Rhode Island	8,700	22	rv			210	259	469	22-32-0	1	65	124	189	16-32-5	5
N10	W 23-17	*Delaware	8,700	20	23	rv	rv	75	267	342	25-41-1	1	70	265	335	23-44-4	5
N17	W 21-14	*at William and Mary	9,682	20	20			79	222	301	29-42-1	1	120	196	316	18-39-1	3

## 2012 CAA Football Team-By-Team Results

## Towson (7-4, 6-2 CAA)

Date	Kick/Score	Opponent	Att.	TOW		OPP		Run	Pass	Offense			Run	Pass	Defense			TO
				SN	Coach	SN	Coach			Total	Passes	TO			Total	Passes		
A30	L 21-41	at Kent State [tv]	15,121	7	9			70	246	316	26-36-2	6	101	166	267	13-22-0	0	
S15	W 20-17	*William and Mary [tv]	8,309	12	15	rv	rv	247	175	422	16-21-0	0	157	101	258	17-17-0	0	
S22	W 46-17	St. Francis (Pa.)	9,828	13	16			262	179	441	14-18-1	2	179	54	233	6-18-0	1	
S29	L 22-38	at Louisiana State [tv]	92,154	12	13			188	103	291	13-33-0	2	158	238	396	15-26-0	3	
O6	L 10-13	*at James Madison [tv]	25,077	12	12	5	6	170	147	317	20-32-2	3	140	116	256	11-19-0	0	
O13	W 24-19	*Maine	10,141	17	19	rv	rv	247	260	507	17-26-1	1	143	159	302	24-37-0	2	
O20	L 20-31	*Old Dominion	7,817	18	19	7	8	165	290	455	26-41-1	2	140	264	404	26-40-1	1	
O27	W 49-35	*at Villanova [tv]	7,757	23	25	19	23	321	269	590	16-28-1	1	132	216	348	17-23-0	1	
N3	W 34-27 (OT)	*at Delaware [tv]	16,252	19	22	23	20	174	187	361	21-26-0	0	86	309	395	25-36-1	1	
N10	W 41-10	*Rhode Island	7,362	17	17			260	231	491	19-29-0	0	88	153	241	17-28-1	1	
N17	W 64-35	*at New Hampshire [tv]	5,531	19	16	7	7	415	245	660	20-28-0	0	204	141	345	12-27-1	3	

## Villanova (8-4, 6-2 CAA)

Date	Kick/Score	Opponent	Att.	VILL		OPP		Run	Pass	Offense			Run	Pass	Defense			TO
				SN	Coach	SN	Coach			Total	Passes	TO			Total	Passes		
A31	L 10-41	at Temple [tv]	32,709	rv				212	153	365	11-24-1	2	301	61	362	5-11-0	0	
S8	W 28-13	Fordham	3,717	rv				287	78	365	8-17-0	0	155	157	312	19-34-2	2	
S15	W 31-10	*Rhode Island [tv]	10,513	rv				244	171	415	14-27-0	0	75	128	203	14-23-1	2	
S22	W 24-8	at Penn [tv]	13,803	rv				225	213	438	13-20-0	0	158	142	300	15-24-0	0	
S29	W 35-14	*at Maine [tv]	3,472	rv		rv	rv	314	128	442	11-17-1	1	11	409	420	31-53-2	2	
O6	L 17-28	*Richmond	7,117	rv	rv			152	308	460	24-38-3	4	208	233	441	19-34-0	1	
O13	W 38-14	*at Old Dominion	20,068	rv		3	3	376	151	527	10-18-0	0	111	239	350	16-32-1	2	
O20	W 49-24	*at Georgia State	12,136	24	rv			343	127	470	11-15-1	1	79	230	309	23-41-2	2	
O27	L 35-49	*Towson [tv]	7,757	19	23	23	25	132	216	348	17-23-0	1	321	269	590	16-28-1	1	
N10	W 35-20	*James Madison	6,617	21	25	9	9	307	148	455	9-16-0	1	108	123	231	14-26-2	2	
N17	W 41-10	*at Delaware [tv]	19,523	16	21	rv		305	193	498	15-21-0	2	84	199	283	24-38-3	3	
N24	L 10-20	at Stony Brook [tv]	4,905	14	18	10	11	136	135	271	15-31-2	2	263	37	300	3-6-0	1	

## William and Mary (2-9, 1-7 CAA)

Date	Kick/Score	Opponent	Att.	WM		OPP		Run	Pass	Offense			Run	Pass	Defense			TO
				SN	Coach	SN	Coach			Total	Passes	TO			Total	Passes		
S1	L 6-7	at Maryland [tv]	31,321	rv	rv			104	125	229	10-23-1	2	91	145	236	16-24-3	4	
S8	L 14-17	Lafayette [tv]	7,615	rv	rv			84	113	197	11-28-1	2	112	189	301	18-34-0	1	
S15	L 17-20	*at Towson [tv]	8,309	rv	rv	12	15	157	101	258	10-17-0	0	247	175	422	16-21-0	0	
S22	L 21-51	*Delaware [tv]	10,601			12	12	94	268	362	17-37-1	4	225	134	359	13-23-0	0	
S29	W 35-3	*Georgia State [tv]	11,125					312	101	413	8-13-0	1	92	157	249	13-26-4	7	
O6	W 34-28	at Penn	8,101					160	220	380	18-28-0	0	149	246	395	25-42-0	2	
O13	L 26-27 (2OT)	*at James Madison [tv]	22,271			4	5	204	177	381	14-23-0	0	193	157	350	14-20-1	2	
O27	L 10-24	*Maine	10,398					138	208	346	19-40-2	2	166	191	357	19-24-1	1	
N3	L 25-28	*at New Hampshire	5,521			11	11	191	214	405	18-31-1	1	207	221	428	22-33-0	1	
N10	L 31-41	*at Old Dominion [tv]	20,068			4	4	124	353	477	19-39-3	3	197	291	488	28-43-0	0	
N17	L 14-21	*Richmond	9,682			20	20	120	196	316	18-39-1	3	79	222	301	29-42-1	1	

## 2012 NCAA Championship Bracket

### First Round - Nov. 24

South Dakota State\*

Eastern Illinois

### Second Round - Dec. 1

(1) North Dakota State\*

South Dakota State (58-10)

Wofford\*

**NEW HAMPSHIRE**

(5) Georgia Southern\*

Central Arkansas

**(4) OLD DOMINION\***

Coastal Carolina (24-14)

(3) Montana State\*

Stony Brook (20-10)

Sam Houston State\*

Cal Poly

Appalachian State\*

Illinois State

(2) Eastern Washington\*

Wagner (31-20)

### Quarterfinals - Dec. 7/8

(1) North Dakota State\* (28-3)

*Dec. 8 - 3 p.m.*  
*(ESPN3)*

Wofford (23-7)

(5) Georgia Southern (24-16)

*Dec. 8 - 12 p.m.*  
*(ESPNHD & ESPN3)*

**(4) OLD DOMINION\* (63-35)**

(3) Montana State\* (16-10)

*Dec. 7 - 8 p.m.*  
*(ESPN2HD & ESPN3)*

Sam Houston State (18-16)

Illinois State (38-37 F/OT)

*Dec. 8 - 6 p.m.*  
*(ESPN3)*

(2) Eastern Washington\* (29-19)

### Semifinals - Dec. 14/15

(1) North Dakota State\* (14-7)

*Dec. 14 - 8 p.m.*  
*(ESPN2HD/ESPN3)*

or  
*Dec. 15 - 4 p.m.*  
*(ESPNHD/ESPN3)*

(5) Georgia Southern (49-35)

Sam Houston State (34-16)

*Dec. 14 - 8 p.m.*  
*(ESPN2HD/ESPN3)*

or  
*Dec. 15 - 4 p.m.*  
*(ESPNHD/ESPN3)*

(2) Eastern Washington\* (51-35)

### Final - Jan. 5

(1) North Dakota State (23-20)

**FC Dallas Stadium**  
**Frisco, Texas**  
**1 p.m. - ESPN2/ESPN2HD/ESPN3**

(1) North Dakota State (39-13)

Sam Houston State (45-42)



\* denotes host institution

First round, Second round, Quarterfinal and Semifinal games will be played on campus sites

## 2012 CAA Football In The Polls

### Sports Network Top 25 (Final)

No.	Team	Record	Points
1.	North Dakota State (142) (MVFC)	14-1	3,550
2.	Sam Houston State (Southland)	11-4	3,386
3.	Georgia Southern (Southern)	10-4	3,183
4.	Eastern Washington (Big Sky)	11-3	3,143
5.	Montana State (Big Sky)	11-2	2,949
6.	Old Dominion (CAAFFB)	11-2	2,859
7.	Wofford (Southern)	9-4	2,673
8.	Illinois State (MVFC)	9-4	2,289
9.	Appalachian State (Southern)	8-4	2,229
10.	Central Arkansas (Southland)	9-3	2,166
11.	Stony Brook (Big South)	10-3	2,158
12.	Cal Poly (Big Sky)	9-3	1,930
13.	New Hampshire (CAAFFB)	8-4	1,839
14.	South Dakota State (MVFC)	9-4	1,537
15.	Villanova (CAAFFB)	8-4	1,354
16.	Lehigh (Patriot)	10-1	1,346
17.	Towson (CAAFFB)	7-4	1,147
18.	Richmond (CAAFFB)	8-3	938
19.	James Madison (CAAFFB)	7-4	894
20.	Northern Arizona (Big Sky)	8-3	736
21.	Wagner (NEC)	9-4	603
22.	Bethune-Cookman (MEAC)	9-3	523
23.	Eastern Kentucky (OVC)	8-3	515
24.	Coastal Carolina (Big South)	8-5	495
25.	Colgate (Patriot)	8-4	383

**Others receiving votes:** Eastern Illinois 349, Indiana State 306, Arkansas-Pine Bluff 138, Albany 120, UT Martin 102, Youngstown State 81, Harvard 56, Tennessee State 44, Samford 29, Montana 22, McNeese State 19, The Citadel 16, Penn 14, Drake 8, Sacramento State 5, Howard 5, South Carolina State 5, Southern Illinois 4, Northern Iowa 1, Maine 1

### FCS Coaches Top 25 (Final)

No.	Team	Record	Points
1.	North Dakota State (26) (MVFC)	14-1	650
2.	Sam Houston State (Southland)	11-4	618
3.	Georgia Southern (Southern)	12-4	579
4.	Eastern Washington (Big Sky)	11-3	572
5.	Montana State (Big Sky)	11-2	539
6.	Old Dominion (CAAFFB)	11-2	527
7.	Wofford (Southern)	9-4	496
8.	Appalachian State (Southern)	8-4	434
9.	Illinois State (MVFC)	9-4	408
10.	Central Arkansas (Southland)	9-3	401
11.	Cal Poly (Big Sky)	9-3	378
12.	Stony Brook (Big South)	10-3	366
13.	New Hampshire (CAAFFB)	8-4	334
14.	Lehigh (Patriot)	10-1	295
15.	Towson (CAAFFB)	7-4	235
16.	Villanova (CAAFFB)	8-4	227
17.	South Dakota State (MVFC)	9-4	222
18.	Richmond (CAAFFB)	8-3	188
19.	Eastern Kentucky (OVC)	8-3	163
20.	Northern Arizona (Big Sky)	8-2	142
21.	James Madison (CAAFFB)	7-4	111
22.	Wagner (NEC)	9-4	103
23.	Bethune-Cookman (MEAC)	9-3	89
24.	Coastal Carolina (Big South)	8-5	88
25.	Eastern Illinois (OVC)	7-5	75

**Others receiving votes:** Colgate 66, Harvard 60, Indiana State 32, Tennessee State 11, UT Martin 11, Youngstown State 9, Pennsylvania 7, The Citadel 5, Arkansas Pine-Bluff 3, Albany 3, San Diego 1, Chattanooga 1, Samford 1

### CONFERENCE RANKINGS (Final)

	SN	Coaches
<b>Big Sky</b>	<b>4</b>	<b>4</b>
Cal Poly, Eastern Washington, Montana State, Northern Arizona		
<b>Big South</b>	<b>2</b>	<b>2</b>
Coastal Carolina, Stony Brook		
<b>CAA Football</b>	<b>6</b>	<b>6</b>
James Madison, New Hampshire, Old Dominion, Richmond, Towson, Villanova		
<b>Ivy</b>	--	--
<b>Mid-Eastern Athletic</b>	<b>1</b>	<b>1</b>
Bethune-Cookman		
<b>Missouri Valley</b>	<b>3</b>	<b>3</b>
Illinois State, North Dakota State, South Dakota State		
<b>Northeast</b>	<b>1</b>	<b>1</b>
Wagner		
<b>Ohio Valley</b>	<b>1</b>	<b>2</b>
Eastern Illinois, Eastern Kentucky		
<b>Patriot</b>	<b>2</b>	<b>1</b>
Colgate, Lehigh		
<b>Pioneer</b>	--	--
<b>Southern</b>	<b>3</b>	<b>3</b>
Appalachian State, Georgia Southern, Wofford		
<b>Southland</b>	<b>2</b>	<b>2</b>
Central Arkansas, Sam Houston State		
<b>Southwest Athletic</b>	--	--

## 2012 Week-By-Week/Team-By-Team Top-25 Breakdown

(Sports Network/FCS Coaches)

	UD	GSU	JMU	UM	UNH	ODU	URI	UR	TU	VU	WM
Pre	15/14	rv/-	5/8	21/16	14/12	8/6	-/-	rv/-	7/9	rv/-	rv/rv
Sept. 3	15/15	-/-	5/6	20/18	14/12	7/5	-/-	rv/-	13/16	rv/-	rv/rv
Sept. 10	13/14	-/-	4/5	25/21	18/18	6/4	-/-	rv/-	12/15	rv/-	rv/rv
Sept. 17	12/12	-/-	6/7	23/22	18/19	5/5	-/-	rv/-	13/16	rv/-	-/-
Sept. 24	8/8	-/-	5/6	rv/rv	20/22	4/4	-/-	rv/rv	12/13	rv/-	-/-
Oct. 1	16/15	-/-	5/6	-/-	14/17	4/4	-/-	rv/-	12/12	rv/rv	-/-
Oct. 8	24/22	-/-	4/5	rv/rv	12/13	3/3	-/-	rv/-	17/19	rv/-	-/-
Oct. 15	25/T-22	-/-	2/2	-/-	12/14	7/8	-/-	rv/-	18/19	24/rv	-/-
Oct. 22	20/16	-/-	9/10	-/-	12/12	6/7	-/-	25/rv	23/25	19/23	-/-
Oct. 29	23/20	-/-	10/10	-/-	11/11	5/5	-/-	22/rv	19/22	23/rv	-/-
Nov. 5	rv/rv	-/-	9/9	-/-	10/10	4/4	-/-	20/23	17/17	21/25	-/-
Nov. 12	rv/-	-/-	13/14	-/-	7/7	4/4	-/-	20/20	19/16	16/21	-/-
Nov. 19	-/-	-/-	17/20	-/-	11/13	3/3	-/-	18/17	15/14	14/18	-/-
Final	-/-	-/-	19/21	rv/-	13/13	6/6	-/-	18/18	17/15	15/16	-/-

## 2012 CAA Football All-Americans

### The Sports Network All-Americans

#### OFFENSE

Team	Position	Player	School	Class
First Team	QB	Taylor Heinicke	Old Dominion	Sophomore
First Team	OL	Earl Watford	James Madison	Senior
Second Team	FB	Kendall Gaskins	Richmond	Senior

#### DEFENSE

Team	Position	Player	School	Class
First Team	LB	Matt Evans	New Hampshire	Senior
First Team	DB	Cooper Taylor	Richmond	Senior
<b>Second Team</b>	<b>LB</b>	<b>Stephon Robertson</b>	<b>James Madison</b>	<b>Junior</b>
Second Team	DB	B.W. Webb	William and Mary	Senior
Third Team	DE	Frank Beltre	Towson	Senior
Third Team	DT	Eric Burnette	Old Dominion	Senior
Third Team	DT	Jared Smith	New Hampshire	Senior
Third Team	LB	Paul Worriflow	Delaware	Senior

### College Sporting News Fabulous Fifty All-Americans

#### INDIVIDUAL WINNERS

Honor	Player	School	Class
Offensive Player of the Year	Taylor Heinicke	Old Dominion	Sophomore

#### OFFENSE

Team	Position	Player	School	Class
First Team	QB	Taylor Heinicke	Old Dominion	Sophomore
First Team	OL	Earl Watford	James Madison	Senior
<b>Honorable Mention TE</b>		<b>Justin Perillo</b>	<b>Maine</b>	<b>Junior</b>

#### DEFENSE

Team	Position	Player	School	Class
First Team	LB	Matt Evans	New Hampshire	Senior

#### SPECIAL TEAMS

Team	Position	Player	School	Class
First Team	LS	Rick Lovato	Old Dominion	Sophomore

### American Football Coaches Association All-Americans

#### OFFENSE

Team	Position	Player	School	Class
First Team	OL	Earl Watford	James Madison	Senior

#### DEFENSE

Team	Position	Player	School	Class
First Team	LB	Matt Evans	New Hampshire	Senior

### College Sports Journal All-Americans

#### INDIVIDUAL WINNERS

Honor	Player	School	Class
Lineman of the Year	Earl Watford	James Madison	Senior
<b>Freshman of the Year</b>	<b>John Robertson</b>	<b>Villanova</b>	<b>Freshman</b>

#### OFFENSE

Team	Position	Player	School	Class
First Team	QB	Taylor Heinicke	Old Dominion	Sophomore
<b>First Team</b>	<b>QB</b>	<b>John Robertson</b>	<b>Villanova</b>	<b>Freshman</b>
First Team	OL	Earl Watford	James Madison	Senior
Honorable Mention	TE	Kevin Finney	Richmond	Senior
Honorable Mention	FB	Kendall Gaskins	Richmond	Senior
Honorable Mention	OL	Chris Howley	Maine	Senior
Honorable Mention	WR	Nick Mayers	Old Dominion	Senior

#### DEFENSE

Team	Position	Player	School	Class
<b>First Team</b>	<b>LB</b>	<b>Stephon Robertson</b>	<b>James Madison</b>	<b>Junior</b>
First Team	DT	Jared Smith	New Hampshire	Senior
First Team	CB	B.W. Webb	William and Mary	Senior
Honorable Mention	DE	Frank Beltre	Towson	Senior
<b>Honorable Mention DE</b>		<b>Michael Cole</b>	<b>Maine</b>	<b>Junior</b>
<b>Honorable Mention DE</b>		<b>Rakim Cox</b>	<b>Villanova</b>	<b>Junior</b>
Honorable Mention	S	Jordan Dangerfield	Towson	Senior
Honorable Mention	LB	Matt Evans	New Hampshire	Senior
<b>Honorable Mention DT</b>		<b>Antoine Lewis</b>	<b>Villanova</b>	<b>Junior</b>
<b>Honorable Mention CB</b>		<b>Jordan Love</b>	<b>Towson</b>	<b>Junior</b>
<b>Honorable Mention S</b>		<b>Dean Marlowe</b>	<b>James Madison</b>	<b>Sophomore</b>
Honorable Mention	S	Cooper Taylor	Richmond	Senior
Honorable Mention	LB	Craig Wilkins	Old Dominion	Senior
Honorable Mention	LB	Paul Worriflow	Delaware	Senior

### Walter Camp Foundation All-Americans

#### OFFENSE

Team	Position	Player	School	Class
First Team	QB	Taylor Heinicke	Old Dominion	Senior
First Team	OL	Chris Howley	Maine	Senior
First Team	OL	Earl Watford	James Madison	Senior

#### DEFENSE

Team	Position	Player	School	Class
First Team	LB	Matt Evans	New Hampshire	Senior
<b>First Team</b>	<b>LB</b>	<b>Stephon Robertson</b>	<b>James Madison</b>	<b>Junior</b>
First Team	DB	Cooper Taylor	Richmond	Senior

### Associated Press All-Americans

#### OFFENSE

Team	Position	Player	School	Class
First Team	QB	Taylor Heinicke	Old Dominion	Sophomore
First Team	OL	Earl Watford	James Madison	Senior

#### DEFENSE

Team	Position	Player	School	Class
First Team	LB	Matt Evans	New Hampshire	Senior
First Team	DB	Cooper Taylor	Richmond	Senior
<b>Second Team</b>	<b>LB</b>	<b>Stephon Robertson</b>	<b>James Madison</b>	<b>Junior</b>
Second Team	CB	B.W. Webb	William and Mary	Senior

#### SPECIAL TEAMS

Team	Position	Player	School	Class
First Team	P	Jonathan Plisco	Old Dominion	Senior
<b>Honorable Mention P</b>		<b>Mark Hamilton</b>	<b>Villanova</b>	<b>Junior</b>

## 2012 All-CAA Football Honors

### 2012 CAA Football Major Awards

(as voted on by the head coaches)

#### COACH OF THE YEAR

**Andy Talley, Villanova, 28 Seasons**

#### OFFENSIVE PLAYER OF THE YEAR

Taylor Heinicke, Old Dominion, Soph., Quarterback

#### DEFENSIVE PLAYERS OF THE YEAR

**Stephon Robertson, James Madison, Jr., Linebacker**

#### SPECIAL TEAMS PLAYERS OF THE YEAR

B.W. Webb, William and Mary, Sr., Punt Returner

Albert Wilson, Georgia State, Jr., Kick Returner

#### OFFENSIVE ROOKIE OF THE YEAR

**John Robertson, Villanova, R-Fr., Quarterback**

#### DEFENSIVE ROOKIE OF THE YEAR

**Jeff Williams, Delaware, R-Fr., Linebacker**

### 2012 All-CAA Football First Team

(as voted on by the head coaches)

#### OFFENSE

Position	Player	School	Class
QB	Taylor Heinicke	Old Dominion	Sophomore
RB	<b>Kevin Monangai</b>	<b>Villanova</b>	<b>Sophomore</b>
RB	<b>Terrance West</b>	<b>Towson</b>	<b>Sophomore</b>
FB/HB	Kendall Gaskins	Richmond	Senior
WR	<b>Ben Edwards</b>	<b>Richmond</b>	<b>Junior</b>
WR	<b>R.J. Harris</b>	<b>New Hampshire</b>	<b>Sophomore</b>
WR	Nick Mayers	Old Dominion	Senior
TE	<b>Justin Perillo</b>	<b>Maine</b>	<b>Junior</b>
OL	<b>Randall Harris</b>	<b>Towson</b>	<b>Junior</b>
OL	Chris Howley	Maine	Senior
OL	<b>Seamus O'Neill</b>	<b>New Hampshire</b>	<b>Junior</b>
OL	<b>Eric Pike</b>	<b>Towson</b>	<b>Junior</b>
OL	Earl Watford	James Madison	Senior
PK	Jarod Brown	Old Dominion	Junior
KR	Albert Wilson	Georgia State	Junior
PR	Ryan Smith	James Madison	Senior

#### DEFENSE

Position	Player	School	Class
DL	Frank Beltre	Towson	Senior
DL	Chris Burnette	Old Dominion	Senior
DL	<b>Rakim Cox</b>	<b>Villanova</b>	<b>Junior</b>
DL	<b>Antoine Lewis</b>	<b>Villanova</b>	<b>Junior</b>
DL	Jared Smith	New Hampshire	Senior
LB	Donte Dennis	Maine	Senior
LB	Matt Evans	New Hampshire	Senior
LB	<b>Stephon Robertson</b>	<b>James Madison</b>	<b>Junior</b>
LB	Paul Worrilow	Delaware	Senior
CB	Eric Loper	Villanova	Senior
CB	B.W. Webb	William and Mary	Senior
S	Jordan Dangerfield	Towson	Senior
S	<b>Dean Marlowe</b>	<b>James Madison</b>	<b>Sophomore</b>
S	Cooper Taylor	Richmond	Senior
P	Jonathan Plisoc	Old Dominion	Senior

### 2012 All-CAA Football Second Team

(as voted on by the head coaches)

#### OFFENSE

Position	Player	School	Class
QB	Grant Enders	Towson	Senior
RB	<b>Dae'Quan Scott</b>	<b>James Madison</b>	<b>Junior</b>
RB	<b>Nico Steriti</b>	<b>New Hampshire</b>	<b>Sophomore</b>
FB/HB	Brian Barlow	James Madison	Senior
WR	<b>Tre McBride</b>	<b>William and Mary</b>	<b>Sophomore</b>
WR	Antonio Vaughan	Old Dominion	Sophomore
WR	Nihja White	Delaware	Senior

TE	Kevin Finney	Richmond	Senior
OL	David Born	Old Dominion	Junior
OL	<b>Josh Bucci</b>	<b>Villanova</b>	<b>Junior</b>
OL	<b>Bobby Kennedy</b>	<b>Delaware</b>	<b>Junior</b>
OL	Mike Salazar	William and Mary	Senior
OL	<b>Doug Shaw</b>	<b>Towson</b>	<b>Junior</b>
OL	Josh Spearin	Maine	Senior
PK	<b>Cameron Starke</b>	<b>James Madison</b>	<b>Junior</b>
KR	<b>Justin Grant</b>	<b>Richmond</b>	<b>Sophomore</b>
PR	B.W. Webb	William and Mary	Senior

#### DEFENSE

Position	Player	School	Class
DL	Marlon Johnson	Villanova	Senior
DL	<b>Evan Kelly</b>	<b>Richmond</b>	<b>Sophomore</b>
DL	<b>Zach Kerr</b>	<b>Delaware</b>	<b>Junior</b>
DL	Romale Tucker	Towson	Senior
LB	Devon Bridges	Villanova	Senior
LB	<b>Monte Gaddis</b>	<b>Towson</b>	<b>Junior</b>
LB	Darius McMillan	Richmond	Senior
LB	Jabrel Mines	William and Mary	Senior
LB	Craig Wilkins	Old Dominion	Senior
CB	Darlos James	Maine	Senior
CB	<b>Jordan Love</b>	<b>Towson</b>	<b>Junior</b>
CB	Dontra Peters	New Hampshire	Senior
S	<b>Manny Asam</b>	<b>New Hampshire</b>	<b>Junior</b>
S	Brian Thompson	William and Mary	Senior
P	Matt Hubbard	Georgia State	Sophomore

### 2012 All-CAA Football Third Team

(as voted on by the head coaches)

#### OFFENSE

Position	Player	School	Class
QB	<b>John Robertson</b>	<b>Villanova</b>	<b>Freshman</b>
RB	<b>Andrew Pierce</b>	<b>Delaware</b>	<b>Junior</b>
RB	Donald Russell	Georgia State	Senior
WR	<b>Stephen Barnette</b>	<b>Richmond</b>	<b>Sophomore</b>
WR	Brandon Johnson-Farrell	Rhode Island	Senior
WR	Tom Ryan	Towson	Senior
WR	Norman White	Villanova	Senior
WR	Albert Wilson	Georgia State	Junior
TE	<b>Harold Spears</b>	<b>New Hampshire</b>	<b>Sophomore</b>
OL	<b>Mike Coccia</b>	<b>New Hampshire</b>	<b>Sophomore</b>
OL	<b>Brandon Heath</b>	<b>Delaware</b>	<b>Junior</b>
OL	<b>Vince Kowalski</b>	<b>Villanova</b>	<b>Sophomore</b>
OL	Jack Lowney	Old Dominion	Junior
OL	<b>Nick Ritcher</b>	<b>Richmond</b>	<b>Sophomore</b>
OL	Chris Zarkoskie	New Hampshire	Senior
PK	<b>Mike MacArthur</b>	<b>New Hampshire</b>	<b>Junior</b>
KR	<b>Derrick Joseph</b>	<b>Towson</b>	<b>Sophomore</b>
PR	<b>Poppy Livers</b>	<b>Villanova</b>	<b>Sophomore</b>

#### DEFENSE

Position	Player	School	Class
DL	Dominique Guinn-Bailey	Old Dominion	Sophomore
DL	Matt Morgan	Towson	Senior
DL	<b>Tyler Snow</b>	<b>James Madison</b>	<b>Junior</b>
DL	Nick Zaremba	William and Mary	Senior
LB	<b>Andrew Bose</b>	<b>Rhode Island</b>	<b>Sophomore</b>
LB	<b>Luke Rhodes</b>	<b>William and Mary</b>	<b>Freshman</b>
LB	<b>Jeff Williams</b>	<b>Delaware</b>	<b>Freshman</b>
LB	<b>Eric Wright</b>	<b>Richmond</b>	<b>Sophomore</b>
CB	<b>Jamaal Bess</b>	<b>Rhode Island</b>	<b>Junior</b>
CB	Darryl Hamilton	Richmond	Senior
CB	<b>Tye Smith</b>	<b>Towson</b>	<b>Sophomore</b>
S	<b>Jerome Couplin</b>	<b>William and Mary</b>	<b>Junior</b>
S	Jakarie Jackson	James Madison	Senior
S	<b>Joe Sarnese</b>	<b>Villanova</b>	<b>Sophomore</b>
P	<b>Drake Kuhn</b>	<b>William and Mary</b>	<b>Junior</b>
P	David Skahn	James Madison	Senior

## 2012 Weekly Honors

	OFFENSIVE	DEFENSIVE	SPECIAL TEAMS	ROOKIE
Sept. 3	Taylor Heinicke - Soph., QB, Old Dominion	Brian Thompson - Sr., S, William and Mary	Matt Hubbard - Soph., P, Georgia State	Sean Goldrich - R-Fr., QB, New Hampshire
Sept. 10	Dae'Quan Scott - Jr., RB, James Madison	Paul WorriLOW - Sr., LB, Delaware	Rauley Zaragoza - Sr., P, Delaware	John Robertson - R-Fr., QB, Villanova
Sept. 17	Taylor Heinicke - Soph., QB, Old Dominion	Cooper Taylor - Sr., DB, Richmond	Sean Baner - Jr., PK, Delaware	John Robertson - R-Fr., QB, Villanova
Sept. 24	Taylor Heinicke - Soph., QB, Old Dominion	Paul WorriLOW - Sr., LB, Delaware	Derrick Joseph - Soph., WR, Towson	John Robertson - R-Fr., QB, Villanova
Oct. 1	Andy Vailas - Soph., QB, New Hampshire	Dontra Peters - Sr., CB, New Hampshire	Mark Hamilton - Jr., PK/P, Villanova	Luke Rhodes - R-Fr., LB, William and Mary
Oct. 8	Nico Steriti - Soph., RB, New Hampshire	Michael Cole - Jr., DE, Maine	Cameron Starke - Jr., PK, James Madison	Alex Mosley - R-Fr., DL, James Madison
Oct. 15	Donald Russell - Sr., RB, Georgia State	Eric Loper - Sr., DB, Villanova	Mike MacArthur - Jr., PK/P, New Hampshire	John Robertson - R-Fr., QB, Villanova
Oct. 22	Andrew Pierce - Jr., RB, Delaware	Aaron Roane - Soph., DB, Richmond	Poppy Livers - Soph., PR, Villanova	Sean Goldrich - R-Fr., QB, New Hampshire
Oct. 29	Grant Enders - Sr., QB, Towson	Dontra Peters, CB, New Hampshire	Brandon Lee - Soph., DE, James Madison	John Robertson - R-Fr., QB, Villanova
Nov. 5	Justin Thorpe - Jr., QB, James Madison	Cooper Taylor - Sr., DB, Richmond	Albert Wilson - Jr., KR, Georgia State	Emmanuel Holder - Fr., FB, Towson
Nov. 12	Rickey Stevens - Jr., RB, Maine	Joey Harmon - Soph., LB, Villanova	Antonio Vaughan - Soph., PR, Old Dominion	Nigel Jones - Fr., RB, Maine
Nov. 19	Terrance West - Soph., RB, Towson	Ronnie Akins - Sr., DB, Villanova	Michael Johnson - Soph., KR, Delaware	Nigel Jones - Fr., RB, Maine

## Career CAA Football Weekly Award Leaders

(Since 2007)

9 - Andrew Pierce (Delaware, RB)

7 - Jonathan Grimes (William and Mary, RB); Terrance West (Towson, RB)

6 - Taylor Heinicke (Old Dominion, QB); Rodney Landers (James Madison, QB); Justin Rogers (Richmond, KR/DB); Justin Thorpe (James Madison, QB)

5 - Matt Evans (New Hampshire, LB); Scotty McGee (James Madison, KR); John Robertson (Villanova, QB)

4 - Pat Devlin (Delaware, QB); Dontra Peters (New Hampshire, CB/RB); Dae'Quan Scott (James Madison, QB/RB); Eric Ward (Richmond, QB)

3 - Jovan Belcher (Maine, DL); Grant Enders (Towson, QB); Tyler Holmes, (Massachusetts, LB); Josh Jennings (Massachusetts, LB); Tom Manning (New Hampshire, PK); Eric McBride (Richmond, LB); Stephon Robertson (James Madison, LB); Ricky Santos (New Hampshire, QB); Cooper Taylor (Richmond, DB); Anthony Walters (Delaware, DB); B.W. Webb (William and Mary, DB); Chris Whitney (Villanova, QB); Paul WorriLOW (Delaware, LB)

2 - Angelo Babbaro (Villanova, KR); Sean Baner (Delaware, PK); Pushaun Brown (Maine, RB); Liam Coen (Massachusetts, QB); Derek Cox (William and Mary, DB); Louis Feinstein (Rhode Island, PK); Sean Goldrich (New Hampshire, QB); R.J. Harris (New Hampshire, WR); Derek Hatcher (Richmond, PR); Jonathan Hernandez (Massachusetts, RB); Tim Hightower (Richmond, RB); Kareem Huggins (Hofstra, KR); Kyle Hunte (Northeastern, LB); Brock Jackolski, (Hofstra, RB); Nigel Jones (Maine, RB); Derrick Joseph (Towson, WR); Terrence Klein (New Hampshire, LB); Joe Marcoux (Villanova, PK); Perry McIntyre (Massachusetts, LB); Brian Pate (William and Mary, PK); James Pitts (Villanova, DB); Steve Probst (Rhode Island, QB); Cameron Starke (James Madison, PK); Jon Striefsky (Delaware, PK); R.J. Toman (New Hampshire, QB); Adrian Tracy (William and Mary, DL); Jake Trantini (William and Mary, LB); Jared Turcotte (Maine, RB); Antonio Vaughan (Old Dominion, WR/PR); Josh Vaughan (Richmond, RB); Gian Villante (Hofstra, LB); GriffYancey (James Madison, RB)

1 - Adam Abramowitz (Richmond, DL); D.J. Adeoba (Massachusetts, LB); Victor Adesanya (Rhode Island, DL); Ronnie Akins (Villanova, DB); R.J. Archer (William and Mary, QB); Peter Athens (Towson, QB); Jakwail Bailey (Old Dominion, WR); Aaron Ball (Villanova, RB); John Baranovsky (James Madison, DL); Justin Barnes (James Madison, LB); Nick Battle (Richmond, DL); Mike Boyle (New Hampshire, KR); Brian Bradford (Towson, LB); Anthony Bratton (Delaware, DB); Marcus Burley (Delaware, DB); Jerry Butler (Delaware, KR); Mike Callahan (William and Mary, QB); Derek Cassidy (Rhode Island, QB); Cory Christopher (Hofstra, QB); Cody Cipalla (Delaware, DB); John Clements (New Hampshire, KR); Michael Cole (Maine, DE); Dante Cook (William and Mary, LB); Casey Cooley (Richmond, DL); Aaron Corp (Richmond, QB); Trevor Coston (Maine, PR); Omar Cuff (Delaware, RB); Taveion Cuffee (James Madison, DB); John Dempsey (Villanova, DB); Donte Dennis (Maine, LB); Cameron Dohse (William and Mary, WR); Tim Donnelly (Delaware, QB); Drew Dudzik (James Madison, QB); Joe Flacco (Delaware, QB); Terrance Fox (New Hampshire, KR); Jake Giusti (Delaware, DB); Colby Goodwyn (Old Dominion, RB); Matt Goff (James Madison, P); John Greer (New Hampshire, DB); John Griffin (Northeastern, RB); Stanley Gutierrez (Hofstra, LB); Darryl Hamilton (Richmond, DB); Mark Hamilton (Villanova, PK/P); Joey Harmon (Villanova, LB); Brandyn Harvey (Villanova, WR); Brian Harvey (Maine, PK); Kyle Havens (Massachusetts, QB); Travis Hawkins (Delaware, KR); David Hayes (Delaware, RB); Ryan Hinds (New Hampshire, DB); Emmanuel Holder (Towson, FB); Stephen Howell (Richmond, DB); Matt Hubbard (Georgia State, P); Markus Hunter (James Madison, DB); John Hurd (Rhode Island, KR); Marcus Hyde (William and Mary, DE); Devon Jackson (New Hampshire, LB); Chris Jeannot (New Hampshire, TE); Sean Jellison (New Hampshire, RB); Deontray Johnson (Rhode Island, KR); Mat Johnson (Northeastern, PK); Michael Johnson (Delaware, WR/KR); Brandon Johnson-Farrell (Rhode Island, WR); Jesse Julmiste (Massachusetts, KR); Wil Kamin (Richmond, PK/P); Chris Koepplin (Massachusetts, PK); Tim Kukucka (Villanova, DL); Brandon Lee (James Madison, DE); Eriq Lewis (Old Dominion, CB); Poppy Livers (Villanova, PR); Sherman Logan (Richmond, DL); Eric Loper (Villanova, DB); Mike MacArthur (New Hampshire, PK/P); Fred Maldonado (Villanova, DB); Matt Marcocelle (Delaware, DL); Deron Mayo (Hofstra, DL); Miguel Maysonet (Hofstra, RB); Willie McGinnis (Rhode Island, DL); David Miller (William and Mary, P); Greg Miller (Villanova, DL); Arthur Moats (James Madison, DL); Martel Moody (Villanova, DB); J.J. Moore (Massachusetts, WR); Alex

Mosley (James Madison, DL); Maurice Murray (Northeastern, RB); Kirk Nelms (Massachusetts, DB); Tony Nelson (Massachusetts, RB); Joey Orlando (New Hampshire, WR); Martin Parker (Richmond, DL); Matt Parent (New Hampshire, LB); Mike Perry (Delaware, PK); Jake Phillips (William and Mary, QB); Kyle Polk (Towson, LB); Luke Rhodes (William and Mary, LB); Josh Roach (James Madison, LB); Aaron Roane (Richmond, DB); Courtney Robinson (Massachusetts, KR); Donald Russell (Georgia State, RB); Troy Russell (Maine, LB); Josh Rutter (William and Mary, LB); Trevor Sasek (Delaware, QB); Sean Schaefer (Towson, QB); Tye Smith (Towson, CB); Hugo Souza (New Hampshire, LB); Nico Steriti (New Hampshire, RB); Rickey Stevens (Maine, RB); Matt Szczur (Villanova, WR); Julian Talley (Massachusetts, WR); Phillip Thaxton (Delaware, RB); Nate Thellen (Northeastern, DB); Terence Thomas (Villanova, LB); Brian Thompson (William and Mary, DB); Chris Treister (Maine, QB); Ricky Tunstall (Delaware, FS); Andy Vailas (New Hampshire, QB); Dino Vasso (New Hampshire, DB); Caleb Violette (Massachusetts, PK/P); Ed Wagner (Delaware, P); Jordan Waxman (Maine, P); Terrel Walker (Maine, RB); Lamir Whetstone (Maine, DB); Chase Williams (James Madison, LB); Pat Williams (James Madison, LB); Roger Williams (Hofstra, PK); Albert Wilson (Georgia State, KR); Nick Yako, (Villanova, PK); Rauley Zaragoza (Delaware, P); Rob Zarrilli (Hofstra, PK)

## 2012 National Weekly Honorees

### THE SPORTS NETWORK FCS NATIONAL PLAYERS OF THE WEEK

Nov. 19..... Nigel Jones, Maine, RB (Rookie)  
 Oct. 15..... John Robertson, Villanova, QB (Rookie)  
 Oct. 8..... Michael Cole, Maine, DL (Defensive)  
 Sept. 24..... Taylor Heinicke, Old Dominion, QB (Offensive)  
 Sept. 3..... Taylor Heinicke, Old Dominion, QB (Offensive)  
 Sept. 3..... Matt Hubbard, Georgia State, P (Special Teams)

### COLLEGE SPORTS JOURNAL PLAYERS OF THE WEEK

Nov. 12..... Joey Harmon, Villanova, LB (Defensive)  
 Oct. 22..... Sean Goldrich, New Hampshire, QB (Rookie)  
 Oct. 15..... John Robertson, Villanova, QB (Rookie)  
 Oct. 8..... Michael Cole, Maine, DL (Defensive)  
 Oct. 1..... Tye Smith, Towson, CB (Defensive)  
 Sept. 24..... Taylor Heinicke, Old Dominion, QB (Offensive)  
 Sept. 17..... John Robertson, Villanova, QB (Rookie)

### COLLEGE SPORTING NEWS ALL-STARS

Nov. 12..... Joey Harmon, Villanova, LB (Defensive)  
 Oct. 22..... Aaron Roane, Richmond, DB (Defensive)  
 Oct. 15..... Eric Loper, Villanova, DB (Defensive)  
 Oct. 1..... Dontra Peters, New Hampshire, CB/RB (Defensive)  
 Sept. 24..... Taylor Heinicke, Old Dominion, QB (Offensive)  
 Sept. 17..... Taylor Heinicke, Old Dominion, QB (Offensive)

## 2012 CAA Football Versus The Nation

### 2012 CAA FOOTBALL NON-CONFERENCE RECORDS OVERALL: 18-19 (.486) | FCS-ONLY: 18-7 (.720)

Conference	----- 2012 -----			2011	Pct.
	Games	W-L	Pct.		
ACC (FBS)	3	0-3	.000	1-4	.200
<i>Virginia 43, Richmond 19; Maryland 7, William and Mary 6; Boston College 34, Maine 3</i>					
Big 12 (FBS)	1	0-1	.000	--	--
<i>West Virginia 42, James Madison 12</i>					
Big East (FBS)	1	0-1	.000	0-2	.000
<i>Temple 41, Villanova 10</i>					
Big Sky (FCS)	-	--	--	0-1	.000
Big South (FCS)	4	3-1	.750	3-0	1.000
<i>Richmond 41, Gardner-Webb 8; Richmond 47, VMI 6; Stony Brook 20, Villanova 10; Old Dominion 63, Coastal Carolina 35</i>					
Big Ten (FBS)	1	0-1	.000	--	--
<i>Minnesota 44, New Hampshire 7</i>					
FBS Independents	-	--	--	0-1	.000
FCS Independents	-	--	--	1-0	1.000
Ivy League (FCS)	3	2-1	.667	1-1	.500
<i>Villanova 24, Penn 8; William and Mary 34, Penn 28; Brown 17, Rhode Island 7</i>					
Mid-American (FBS)	2	0-2	.000	0-2	.000
<i>Kent State 41, Towson 21; Bowling Green 48, Rhode Island 8</i>					
Mid-Eastern (FCS)	3	2-1	.667	4-0	1.000
<i>South Carolina State 33, Georgia State 6; Delaware 38, Delaware State 14; Old Dominion 45, Hampton 7</i>					
Missouri Valley (FCS)	-	--	--	0-1	.000
Northeast (FCS)	7	6-1	.857	5-1	.833
<i>James Madison 55, Saint Francis (Pa.) 7; Old Dominion 57, Duquesne 23; Monmouth 41, Rhode Island 6; New Hampshire 43, Central Connecticut State 10; Maine 51, Bryant 7; Albany 30, Maine 20; Towson 46, Saint Francis (Pa.) 17</i>					
Ohio Valley (FCS)	-	--	--	1-0	1.000
Patriot (FCS)	4	3-1	.667	5-1	.833
<i>New Hampshire 38, Holy Cross 17; Villanova 28, Fordham 13; Lafayette 17, William and Mary 14; Delaware 19, Bucknell 3</i>					
Pioneer (FCS)	1	1-0	1.000	1-0	1.000
<i>Old Dominion 70, Campbell 14</i>					
Southeastern (FBS)	2	0-2	.000	--	--
<i>Tennessee 51, Georgia State 13; Louisiana State 38, Towson 22</i>					
Southern (FCS)	2	0-2	.000	1-2	.333
<i>Wofford 23, New Hampshire 7; Georgia Southern 49, Old Dominion 35</i>					
Southland (FCS)	-	--	--	--	--
Southwestern Athletic (FCS)	1	1-0	1.000	--	--
<i>James Madison 42, Alcorn State 3</i>					
Western Athletic (FBS)	1	0-1	.000	--	--
<i>Texas-San Antonio 38, Georgia Stat 14</i>					
Division II	1	1-0	1.000	2-0	1.000
<i>Delaware 41, West Chester 21</i>					
<b>CAA Football vs. FCS</b>	<b>24</b>	<b>18-6</b>	<b>.750</b>	<b>22-7</b>	<b>.759</b>

### CAA FOOTBALL NON-CONFERENCE RECORDS (Since 2002)

Year	----- Overall -----			----- Playoffs -----	
	Games	W-L	Pct.	W-L	Pct.
2002	36	24-12	.667	3-3	.500
2003	36	24-12	.667	4-1	.800
2004	47	32-15	.681	8-3 (2 CAAFB matchups)	.727
2005	40	25-15	.625	2-2	.500
2006	39	24-15	.615	4-3 (1 CAAFB matchup)	.571
2007	47	30-17	.638	6-5	.545
2008	54	34-20	.630	8-4 (1 CAAFB matchup)	.667
2009	43	29-14	.674	8-3 (2 CAAFB matchups)	.727
2010	38	24-14	.632	6-4 (1 CAAFB matchup)	.600
2011	41	25-16	.610	3-5	.375
2012	37	18-19	.486	1-3	.250
<b>TOTALS</b>	<b>458</b>	<b>289-169</b>	<b>.631</b>	<b>53-36 (7 CAAFB matchups)</b>	<b>.596</b>

### CAA FOOTBALL ALL-TIME VICTORIES OVER BCS/FBS OPPONENTS (Since NCAA I-A "BCS/FBS" & I-AA "FCS" Division in 1978)

YEAR	CAA Football School	BCS/FBS Opponent	Score	Date
1978	Massachusetts	Boston College	27-0	Nov. 5
1984	Massachusetts	Ball State	26-10	Sept. 1
1986	Delaware	Navy	27-14	Nov. 15
1989	Delaware	Navy	10-9	Nov. 18
1991	Delaware	Navy	29-25	Oct. 26
1992	Delaware	Navy	37-21	Oct. 24
1994	Boston Univ.	Army	21-12	Nov. 12
1998	William and Mary	Temple (BCS)	45-38	Oct. 3
1999	Connecticut	Buffalo	23-0	Sept. 18
2000	Northeastern	Connecticut	35-27	Sept. 23
2000	Richmond	Arkansas State	30-27	Sept. 30
2000	Rhode Island	Connecticut	26-21	Nov. 11
2002	Villanova	Rutgers (BCS)	37-19	Aug. 31
2002	Northeastern	Ohio	31-0	Sept. 7
2003	Villanova	Temple (BCS)	23-20	Sept. 6
2003	Delaware	Navy	21-17	Oct. 25
2004	New Hampshire	Rutgers (BCS)	35-24	Sept. 11
2004	Maine	Mississippi State (BCS)	9-7	Sept. 18
2006	Richmond	Duke (BCS)	13-0	Sept. 2
2006	New Hampshire	Northwestern (BCS)	34-17	Sept. 9
2007	New Hampshire	Marshall	48-35	Sept. 15
2007	Delaware	Navy	59-52	Oct. 27
2008	New Hampshire	Army	28-10	Sept. 6
2009	Villanova	Temple	27-24	Sept. 3
2009	William and Mary	Virginia (BCS)	26-14	Sept. 5
2009	Richmond	Duke (BCS)	24-16	Sept. 5
2009	New Hampshire	Ball State	23-16	Sept. 12
2010	James Madison	Virginia Tech (BCS)	21-16	Sept. 11
2011	Richmond	Duke (BCS)	23-21	Sept. 3

**CAA Football vs. BCS/FBS (Since NCAA Division - 1978) 29-140 (.172)**

## 2012 Team Statistics

### 2012 CAA FOOTBALL RED ZONE TOUCHDOWN RANKINGS

OFFENSE				DEFENSE			
Team	TDs-Chances	Rush-Pass	Success Pct.	Team	TDs-Chances	Rush-Pass	Success Pct.
Old Dominion	60/79	31/29	.759	Maine	16/34	9/7	.470
Towson	35/48	20/15	.729	Villanova	19/36	10/9	.528
New Hampshire	36/50	18/18	.720	Richmond	21/39	14/7	.538
Villanova	31/45	21/10	.689	Towson	24/44	15/9	.545
Richmond	35/55	20/15	.636	Old Dominion	35/62	23/12	.565
James Madison	26/41	21/5	.634	Delaware	24/42	15/9	.571
Delaware	24/46	14/10	.522	William and Mary	26/43	14/12	.605
William and Mary	17/33	9/8	.515	New Hampshire	32/46	19/13	.696
Maine	19/38	8/11	.500	Georgia State	41/57	24/17	.719
Rhode Island	11/24	5/6	.458	Rhode Island	39/52	24/15	.750
Georgia State	13/29	8/5	.448	James Madison	24/31	7/17	.774

### 2012 CAA FOOTBALL/NCAA STATISTICAL RANKINGS

(NCAA Rankings are based on a total of 121 FCS programs)

OFFENSE					DEFENSE				
Team	Rushing	Passing	Total	Scoring	Team	Rushing	Passing	Total	Scoring
Delaware	9/75	6/62	9/84	7/57	Delaware	2/35	10/94	6/63	6/52
Georgia State	10/-	7/-	10/-	10/-	Georgia State	11/-	7/-	10/-	10/-
James Madison	4/19	9/80	6/48	6/44	James Madison	1/19	5/42	2/23	3/23
Maine	5/44	4/57	7/55	8/60	Maine	7/69	2/22	4/40	1/16
New Hampshire	3/15	3/40	2/12	2/16	New Hampshire	8/92	11/101	9/103	8/83
Old Dominion	6/55	1/1	1/1	1/1	Old Dominion	9/100	6/74	8/94	9/89
Rhode Island	11/116	11/99	11/120	11/121	Rhode Island	10/115	9/86	11/114	11/114
Richmond	8/71	2/20	5/33	3/21	Richmond	4/51	8/84	7/71	4/30
Towson	2/13	5/59	3/15	4/26	Towson	3/39	1/18	1/13	7/55
Villanova	1/9	10/97	4/27	5/36	Villanova	5/56	3/29	3/36	2/22
William and Mary	7/56	8/77	8/83	9/89	William and Mary	6/57	4/36	5/45	5/50

### 2012 CAA FOOTBALL ATTENDANCE

School	Stadium	Seat Capacity	Games	Total Att.	Average Att.	Pct. of Seat Capacity
Delaware	Delaware Stadium	22,000	7	129,792	18,541.7	84.28
Georgia State	Georgia Dome	28,155	6	73,853	12,308.8	43.72
James Madison	Bridgeforth Stadium	24,877	6	136,699	22,783.2	91.58
Maine	Alfond Stadium	10,000	5	21,376	4,275.2	42.75
New Hampshire	Cowell Stadium	6,500	5	38,728	7,745.6	119.16
Old Dominion	Foreman Field	19,818	8	160,294	20,036.8	101.10
Rhode Island	Meade Stadium	6,555	5	20,748	4,149.6	63.30
Richmond	Robins Stadium	8,700	5	43,500	8,700.0	100.00
Towson	Unitas Stadium	11,198	5	43,457	8,691.4	77.62
Villanova	Villanova Stadium	12,000	5	35,721	7,144.2	59.54
William and Mary	Zable Stadium	12,259	5	49,421	9,884.2	80.63

### CAA FOOTBALL STATISTICAL TRENDS

Statistical trends in CAA Football since the league expanded in 2004 (Average/game)

Category	2004	2005	2006	2007	2008	2009	2010	2011	2012
Scoring Offense	28.1	28.6	24.0	27.8	26.9	24.4	22.6	26.4	29.0
Total Offense	377.9	395.6	344.1	377.0	354.9	339.6	341.0	368.11	401.2
Rushing Offense	156.6	172.7	147.5	169.7	159.3	145.5	153.7	158.7	175.2
Passing Offense	221.3	222.9	196.6	207.4	195.6	194.1	187.3	209.3	226.0
Percentage Run	41%	44%	43%	45%	45%	43%	45%	43%	44%
Percentage Pass	59%	56%	57%	55%	55%	57%	55%	57%	56%
Scoring Defense	25.3	23.9	21.6	25.8	24.9	22.6	20.4	25.8	25.9
Total Defense	356.7	355.9	327.0	362.9	345.7	324.0	329.9	366.1	378.4
Rushing Defense	142.9	149.3	139.1	159.4	155.8	126.3	136.4	152.3	165.5
Passing Defense	213.9	206.6	187.9	203.5	189.8	197.7	193.6	213.8	212.9
Percentage Run	40%	42%	43%	44%	45%	39%	41%	42%	44%
Percentage Pass	60%	58%	57%	56%	55%	61%	59%	58%	56%

### 2012 CAA FOOTBALL AVERAGE GAME TIMES

Team	# of Games	Avg. Game Time	Avg. # Off. Plays	Avg. # Def. Plays
Delaware	11	3:11	68.5	69.7
Georgia State	11	2:58	65.4	73.2
James Madison	11	3:00	70.8	66.5
Maine	11	2:51	64.7	70.3
New Hampshire	12	3:02	73.8	78.8
Old Dominion	13	3:15	81.2	71.8
Rhode Island	11	2:50	61.0	68.9
Richmond	11	3:03	75.9	72.1
Towson	11	3:05	70.7	61.5
Villanova	12	2:50	68.7	66.7
William and Mary	11	3:10	67.2	70.2
<b>2012 TOTALS</b>	<b>81</b>	<b>3:01</b>	<b>69.8</b>	<b>70.0</b>
<b>2011 TOTALS</b>	<b>85</b>	<b>2:56</b>	<b>67.9</b>	<b>68.4</b>
<b>2010 TOTALS</b>	<b>79</b>	<b>2:56</b>	<b>67.1</b>	<b>66.2</b>
<b>2009 TOTALS</b>	<b>93</b>	<b>2:52</b>	<b>66.5</b>	<b>65.3</b>
<b>2008 TOTALS</b>	<b>103</b>	<b>2:54</b>	<b>65.4</b>	<b>65.5</b>
<b>2007 TOTALS</b>	<b>94</b>	<b>3:04</b>	<b>140.5</b>	<b>140.5</b>
<b>2006 TOTALS</b>	<b>88</b>	<b>2:47</b>	<b>63.0</b>	<b>63.0</b>
<b>2012 FCS Averages</b>	<b>1,361</b>	<b>3:00</b>	<b>69.3</b>	<b>69.3</b>

--The national FCS average for scoring offense is 26.1 -- The CAA ranks third in the nation with 29.0 points/game.

--The national FCS average for total offense is 373.2 -- The CAA ranks third in the nation with 401.2 yards/game.

## 2012 Team &amp; Coach Statistics

## CAA FOOTBALL RECORD LAST FIVE SEASONS -- 2008-2012

(All Games)

Team	Wins	Losses	Pct.	Titles
Old Dominion <sup>1</sup>	21	5	.808	0
New Hampshire	44	19	.698	1
Richmond	41	20	.672	2
Villanova	43	22	.662	2
James Madison	39	21	.650	1
Delaware	34	26	.567	1
William and Mary	33	26	.559	1
Maine	31	28	.525	0
Towson	22	35	.386	2
Rhode Island	12	44	.214	0
Georgia State <sup>2</sup>	1	10	.091	0

1 - Began league membership in 2011  
2 - Began league membership in 2012

## CAA FOOTBALL RECORD LAST 10 SEASONS -- 2003-2012

(All Games)

Team	Wins	Losses	Pct.	Titles
Old Dominion <sup>2</sup>	21	5	.808	0
New Hampshire	86	40	.683	2
James Madison	82	40	.672	2
Delaware	80	46	.635	3
Villanova	73	47	.608	2
Richmond	71	50	.587	4
William and Mary	59	55	.518	2
Maine	57	57	.500	0
Towson <sup>1</sup>	41	60	.406	2
Rhode Island	31	80	.279	0
Georgia State <sup>3</sup>	1	10	.091	0

1 - Began league membership in 2004  
2 - Began league membership in 2011  
3 - Began league membership in 2012

## 2012 CAA FOOTBALL COACHING RECORDS

Coach, Team	COLLEGIATE OVERALL RECORD		ALL GAMES AT CAA SCHOOLS		CAA FOOTBALL GAMES ONLY	
	W-L-T	Pct.	W-L-T	Pct.	W-L-T	Pct.
K.C. Keeler, Delaware	174-73-1	.704	86-52	.623	49-41	.544
Bill Curry, Georgia State	93-128-4	.421	1-10	.091	1-7	.125
Mickey Matthews, James Madison	103-65	.613	103-65	.613	68-47	.591
Jack Cosgrove, Maine	111-118	.485	111-118	.485	76-87	.466
Sean McDonnell, New Hampshire	104-66	.612	104-66	.612	65-50	.565
Bobby Wilder, Old Dominion	38-10	.792	21-5	.808	13-3	.813
Joe Trainer, Rhode Island	22-55	.286	9-35	.205	6-27	.182
Danny Rocco, Richmond	55-23	.705	8-3	.727	6-2	.750
Rob Ambrose, Towson	22-33	.400	19-26	.422	14-18	.438
Andy Talley, Villanova	226-138-2	.621	198-120-1	.623	119-84	.586
Jimmy Laycock, William and Mary	215-160-2	.573	215-160-2	.573	93-70	.571

## CAA FOOTBALL ALL-TIME LEAGUE STANDINGS

(League games only)

Team	Wins	Losses	Ties	Pct.	Overall Titles	Shared Titles	Outright Titles	Last Title
Old Dominion	13	3	0	.813	0	0	0	-----
Delaware	138	79	0	.636	9	7	2	2010
<i>Massachusetts</i>	<i>236</i>	<i>139</i>	<i>4</i>	<i>.628</i>	<i>21</i>	<i>11</i>	<i>10</i>	<i>2007</i>
Villanova	119	84	0	.586	6	5	1	2012
James Madison	94	69	0	.577	3	2	1	2008
<i>Connecticut</i>	<i>158</i>	<i>115</i>	<i>10</i>	<i>.576</i>	<i>15</i>	<i>10</i>	<i>5</i>	<i>1989</i>
William and Mary	93	70	0	.571	4	3	1	2010
New Hampshire	208	180	10	.536	13	5	8	2012
Richmond	100	117	0	.461	7	6	1	2012
Maine	179	213	7	.459	11	8	3	2002
<i>Boston University</i>	<i>71</i>	<i>89</i>	<i>0</i>	<i>.444</i>	<i>6</i>	<i>4</i>	<i>2</i>	<i>1993</i>
<i>Hofstra</i>	<i>31</i>	<i>44</i>	<i>0</i>	<i>.413</i>	<i>1</i>	<i>1</i>	<i>0</i>	<i>2001</i>
<i>Northeastern</i>	<i>52</i>	<i>87</i>	<i>0</i>	<i>.374</i>	<i>1</i>	<i>1</i>	<i>0</i>	<i>2002</i>
Rhode Island	131	266	7	.330	7	5	2	1985
Towson	24	49	0	.329	2	1	1	2012
<i>Vermont</i>	<i>27</i>	<i>63</i>	<i>2</i>	<i>.304</i>	<i>0</i>	<i>0</i>	<i>0</i>	<i>-----</i>
Georgia State	1	7	0	.125	0	0	0	-----

*former league members in italics*

**Last Back-to-Back Champion:** Towson (2011-12) -- Shared with New Hampshire, Richmond and Towson in 2012

**Longest Title Streak:** 5, Connecticut (1956-60)

**Most Years Between Titles:** 27, Rhode Island (1985-2012)

2012 Team Statistics

SCORING OFFENSE

	G	TD	XP	2XP	DXP	FG	Saf	Pts	Avg
1. Old Dominion (1)	13	79	75	3	0	10	1	587	45.2
2. New Hampshire (16)	12	55	38	4	0	11	0	409	34.1
3. Richmond (21)	11	47	38	0	0	15	0	365	33.2
4. Towson (26)	11	47	40	1	0	9	0	351	31.9
5. Villanova (36)	12	46	46	0	0	9	2	353	29.4
6. James Madison (44)	11	41	37	1	0	10	1	317	28.8
7. Delaware (57)	11	34	33	0	0	18	1	293	26.6
8. Maine (60)	11	37	34	0	0	11	1	291	26.5
9. William and Mary (89)	11	29	27	1	0	10	0	233	21.2
10. Georgia State	11	24	23	0	0	8	0	191	17.4
11. Rhode Island (121)	11	13	10	1	0	5	0	105	9.5

SCORING DEFENSE

	G	TD	XP	2XP	DXP	FG	Saf	Pts	Avg
1. Maine (16)	11	27	24	1	0	9	0	215	19.5
2. Villanova (22)	12	32	30	1	0	9	0	251	20.9
3. James Madison (23)	11	30	26	0	0	7	2	231	21.0
4. Richmond (30)	11	30	26	0	0	9	2	237	21.5
5. William and Mary (50)	11	33	31	1	0	12	0	267	24.3
6. Delaware (52)	11	34	33	0	0	11	1	272	24.7
7. Towson (55)	11	35	30	2	0	13	0	283	25.7
8. New Hampshire (83)	12	48	40	3	0	9	1	363	30.2
9. Old Dominion (89)	13	53	48	0	0	10	0	396	30.5
10. Georgia State	11	57	53	1	0	9	0	424	38.5
11. Rhode Island (114)	11	57	50	1	0	12	1	432	39.3

PASS OFFENSE

	G	Att	Cmp	Int	Pct.	Yds	Avg	TD	Yds/G
1. Old Dominion (1)	13	586	403	14	68.8	5120	8.7	44	393.8
2. Richmond (20)	11	441	274	4	62.1	2983	6.8	18	271.2
3. New Hampshire (40)	12	410	235	8	57.3	2769	6.8	26	230.8
4. Maine (57)	11	338	206	11	60.9	2364	7.0	21	214.9
5. Towson (59)	11	318	208	8	65.4	2332	7.3	19	212.0
6. Delaware (62)	11	337	212	14	62.9	2263	6.7	13	205.7
7. Georgia State	11	359	182	23	50.7	2237	6.2	14	203.4
8. William and Mary (77)	11	318	162	10	50.9	2076	6.5	16	188.7
9. James Madison (80)	11	282	168	10	59.6	2007	7.1	15	182.5
10. Villanova (97)	12	267	158	8	59.2	2021	7.6	15	168.4
11. Rhode Island (99)	11	341	195	12	57.2	1831	5.4	8	166.5

PASS DEFENSE

	G	Att	Cmp	Int	Pct.	Yds	Avg	TD	Yds/G
1. Towson (18)	11	293	176	4	60.1	1917	6.5	14	174.3
2. Maine (22)	11	326	166	12	50.9	1975	6.1	13	179.5
3. Villanova (29)	12	350	199	14	56.9	2227	6.4	15	185.6
4. William and Mary (36)	11	332	213	10	64.2	2128	6.4	13	193.5
5. James Madison (42)	11	359	227	8	63.2	2208	6.2	20	200.7
6. Old Dominion (74)	13	383	207	15	54.0	2895	7.6	22	222.7
7. Georgia State	11	300	187	10	62.3	2581	8.6	26	234.6
8. Richmond (84)	11	404	240	24	59.4	2606	6.5	12	236.9
9. Rhode Island (86)	11	332	210	2	63.3	2635	7.9	23	239.5
10. Delaware (94)	11	382	252	8	66.0	2690	7.0	14	244.5
11. New Hampshire (101)	12	430	264	16	61.4	2984	6.9	22	248.7

KICKOFF RETURNS

	G	Ret	Yds	TD	Avg
1. Richmond (9)	11	34	834	1	24.5
2. Delaware (19)	11	40	912	1	22.8
3. Georgia State	11	63	1342	1	21.3
4. Rhode Island (48)	11	68	1422	0	20.9
5. Towson (55)	11	43	883	1	20.5
6. James Madison (56)	11	36	738	0	20.5
7. Old Dominion (60)	13	62	1252	0	20.2
8. New Hampshire (73)	12	45	872	0	19.4
9. Maine (73)	11	32	620	1	19.4
10. Villanova (109)	12	34	576	0	16.9
11. William and Mary (116)	11	36	588	0	16.3

PUNTING

	G	No.	Yards	Avg/P	PR	Avg	TB	Net/P
1. James Madison (21)	11	50	1928	38.6	3	0.1	2	37.7
2. Georgia State	11	61	2565	42.0	204	3.3	4	37.4
3. Villanova (36)	12	54	2198	40.7	137	2.5	5	36.3
4. Old Dominion (41)	13	39	1676	43.0	86	2.2	9	36.2
5. William and Mary (45)	11	53	2203	41.6	256	4.8	2	36.0
6. Richmond (50)	11	54	2093	38.8	72	1.3	5	35.6
7. Maine (52)	11	53	2115	39.9	159	3.0	4	35.4
8. New Hampshire (66)	12	56	1990	35.5	66	1.2	1	34.0
9. Towson (69)	11	34	1342	39.5	129	3.8	3	33.9
10. Rhode Island (95)	11	71	2666	37.5	252	3.5	5	32.6
11. Delaware (102)	11	49	1857	37.9	182	3.7	5	32.1

TURNOVER MARGIN

	G	--- Gained ---			--- Lost ---			Per/G	
		Fum	Int	Tot	Fum	Int	Tot		
1. Richmond (1)	11	8	24	32	6	4	10	+22	2.00
2. New Hampshire (20)	12	12	16	28	13	8	21	+7	0.58
3. Villanova (38)	12	4	14	18	6	8	14	+4	0.33
4. Maine (40)	11	9	12	21	7	11	18	+3	0.27
5. Old Dominion (49)	13	8	15	23	7	14	21	+2	0.15
6. William and Mary (54)	11	9	10	19	8	10	18	+1	0.09
7. Delaware (60)	11	11	8	19	5	14	19	+0	0.00
8. James Madison (77)	11	4	8	12	5	10	15	-3	-0.27
9. Towson (85)	11	9	4	13	9	8	17	-4	-0.36
10. Rhode Island (112)	11	8	2	10	9	12	21	-11	-1.00
11. Georgia State	11	5	10	15	12	23	35	-20	-1.82

RUSHING OFFENSE

	G	Att	Yds	Avg	TD	Yds/G
1. Villanova (9)	12	557	3033	5.4	27	252.8
2. Towson (13)	11	460	2519	5.5	26	229.0
3. New Hampshire (15)	12	475	2649	5.6	27	220.8
4. James Madison (19)	11	497	2299	4.6	25	209.0
5. Maine (44)	11	374	1831	4.9	11	166.5
6. Old Dominion (55)	13	469	2007	4.3	34	154.4
7. William and Mary (56)	11	421	1688	4.0	12	153.5
8. James Madison (71)	11	394	1547	3.9	24	140.6
9. Delaware (75)	11	417	1499	3.6	15	136.3
10. Georgia State	11	360	1216	3.4	9	110.5
11. Rhode Island (116)	11	330	882	2.7	5	80.2

RUSHING DEFENSE

	G	Rushes	Yards	Avg.	TD	Yds/G
1. James Madison (19)	11	373	1348	3.6	9	122.5
2. Delaware (35)	11	385	1476	3.8	17	134.2
3. Towson (39)	11	383	1528	4.0	18	138.9
4. Richmond (51)	11	389	1645	4.2	17	149.5
5. Villanova (56)	12	450	1874	4.2	15	156.2
6. William and Mary (57)	11	440	1758	4.0	15	159.8
7. Maine (69)	11	447	1840	4.1	13	167.3
8. New Hampshire (92)	12	515	2260	4.4	24	188.3
9. Old Dominion (100)	13	551	2565	4.7	28	197.3
10. Rhode Island (115)	11	426	2569	6.0	31	233.5
11. Georgia State	11	505	2590	5.1	27	235.5

TOTAL OFFENSE

	G	Rush	Pass	Plays	Yards	Avg/P	TD	Yds/G
1. Old Dominion (1)	13	2007	5120	1055	7127	6.8	78	548.2
2. New Hampshire (12)	12	2649	2769	885	5418	6.1	53	451.5
3. Towson (15)	11	2519	2332	778	4851	6.2	45	441.0
4. Villanova (27)	12	3033	2021	824	5054	6.1	42	421.2
5. Richmond (33)	11	1547	2983	835	4530	5.4	42	411.8
6. James Madison (48)	11	2299	2007	779	4306	5.5	40	391.5
7. Maine (55)	11	1831	2364	712	4195	5.9	32	381.4
8. William and Mary (83)	11	1688	2076	739	3764	5.1	28	342.2
9. Delaware (83)	11	1499	2263	754	3762	5.0	28	342.0
10. Georgia State	11	1216	2237	719	3453	4.8	23	313.9
11. Rhode Island (120)	11	882	1831	671	2713	4.0	13	246.6

## 2012 Team Statistics

TOTAL DEFENSE									OPPONENT 1ST DOWNS					
	G	Rush	Pass	Plys	Yards	Avg	TD	Yds/G	G	Rush	Pass	Pen	Total	
1. Towson (13)	11	1528	1917	676	3445	5.1	32	313.2	1. James Madison	11	80	102	13	195
2. James Madison (23)	11	1348	2208	732	3556	4.9	29	323.3	2. Towson	11	91	94	17	202
3. Villanova (36)	12	1874	2227	800	4101	5.1	30	341.8	3. Maine	11	97	86	22	205
4. Maine (40)	11	1840	1975	773	3815	4.9	26	346.8	4. Villanova	12	103	96	13	212
5. William and Mary (45)	11	1758	2128	772	3886	5.0	28	353.3	5. Delaware	11	82	124	12	218
6. Delaware (63)	11	1476	2690	767	4166	5.4	31	378.7	6. Richmond	11	87	122	10	219
7. Richmond (71)	11	1645	2606	793	4251	5.4	29	386.5	7. William and Mary	11	99	115	18	232
8. Old Dominion (94)	13	2565	2895	934	5460	5.8	50	420.0	8. Georgia State	11	128	115	10	253
9. New Hampshire (103)	12	2260	2984	945	5244	5.5	46	437.0	9. Rhode Island	11	119	122	17	258
10. Georgia State	11	2590	2581	805	5171	6.4	53	470.1	10. New Hampshire	12	114	147	15	276
11. Rhode Island (114)	11	2569	2635	758	5204	6.9	54	473.1	11. Old Dominion	13	131	125	30	286
PUNT RETURN AVG									SACKS BY					
	G	Ret	Yds	TD	Avg		G	Sacks	Yards					
1. Villanova (6)	12	10	168	1	16.8	1. Old Dominion	13	37	268					
2. Richmond (21)	11	12	134	0	11.2	2. Towson	11	31	198					
3. William and Mary (28)	11	12	126	1	10.5	3. Villanova	12	27	156					
4. Georgia State	11	10	94	0	9.4	4. New Hampshire	12	23	138					
5. James Madison (50)	11	34	285	1	8.4	5. Maine	11	23	177					
6. Old Dominion (55)	13	21	168	1	8.0	6. Delaware	11	21	178					
7. Maine (60)	11	19	143	0	7.5	7. James Madison	11	18	112					
8. Towson (94)	11	21	128	0	6.1	8. Richmond	11	15	83					
9. New Hampshire (97)	12	12	69	0	5.8	9. William and Mary	11	14	70					
10. Delaware (107)	11	16	82	0	5.1	10. Georgia State	11	10	49					
11. Rhode Island (119)	11	4	14	0	3.5	11. Rhode Island	11	9	56					
PASS EFFICIENCY									PENALTIES					
	G	Att	Cmp	Pct	Int	Yds	TD	Effic	G	No	Yds	Avg/G		
1. Old Dominion (3)	13	586	403	68.8	14	5120	44	162.2	1. Georgia State	11	51	417	37.9	
2. Towson (23)	11	318	208	65.4	8	2332	19	141.7	2. William and Mary	11	46	423	38.5	
3. Villanova (39)	12	267	158	59.2	8	2021	15	135.3	3. New Hampshire	12	66	533	44.4	
4. Maine (48)	11	338	206	60.9	11	2364	21	133.7	4. Delaware	11	52	508	46.2	
5. New Hampshire (51)	12	410	235	57.3	8	2769	26	131.1	5. Villanova	12	66	557	46.4	
6. Richmond (53)	11	441	274	62.1	4	2983	18	130.6	6. Richmond	11	62	524	47.6	
7. James Madison (55)	11	282	168	59.6	10	2007	15	129.8	7. James Madison	11	58	545	49.5	
8. Delaware (71)	11	337	212	62.9	14	2263	13	123.7	8. Maine	11	66	621	56.5	
9. William and Mary (86)	11	318	162	50.9	10	2076	16	116.1	9. Towson	11	76	628	57.1	
10. Georgia State	11	359	182	50.7	23	2237	14	103.1	10. Rhode Island	11	68	649	59.0	
11. Rhode Island (106)	11	341	195	57.2	12	1831	8	103.0	11. Old Dominion	13	110	949	73.0	
PASS DEF EFFICIENCY									OPPONENT PENALTIES					
	G	Att	Cmp	Int	Pct.	Yds	TD	Effic	G	No	Yds	Avg/G		
1. Maine (10)	11	326	166	12	50.9	1975	13	107.6	1. Georgia State	11	79	712	64.7	
2. Richmond (13)	11	404	240	24	59.4	2606	12	111.5	2. Rhode Island	11	73	708	64.4	
3. Villanova (25)	12	350	199	14	56.9	2227	15	116.4	3. Delaware	11	74	634	57.6	
4. William and Mary (47)	11	332	213	10	64.2	2128	13	124.9	4. Richmond	11	72	625	56.8	
5. Towson (62)	11	293	176	4	60.1	1917	14	128.1	5. James Madison	11	62	558	50.7	
6. Old Dominion (69)	13	383	207	15	54.0	2895	22	128.7	6. Maine	11	56	510	46.4	
7. James Madison (70)	11	359	227	8	63.2	2208	20	128.8	7. William and Mary	11	59	504	45.8	
8. New Hampshire (72)	12	430	264	16	61.4	2984	22	129.1	8. New Hampshire	12	56	473	39.4	
9. Delaware (81)	11	382	252	8	66.0	2690	14	133.0	9. Old Dominion	13	62	508	39.1	
10. Rhode Island (107)	11	332	210	2	63.3	2635	23	151.6	10. Towson	11	51	408	37.1	
11. Georgia State	11	300	187	10	62.3	2581	26	156.5	11. Villanova	12	46	360	30.0	
FIRST DOWNS						4TH-DN CONVERSIONS								
	G	Rush	Pass	Pen	Total	G	Conv	Att	Pct					
1. Old Dominion	13	111	226	15	352	1. Old Dominion	13	24	33	72.7				
2. New Hampshire	12	120	131	14	265	2. Maine	11	12	18	66.7				
3. Villanova	12	157	96	11	264	3. Richmond	11	14	21	66.7				
4. Towson	11	123	116	14	253	4. Towson	11	14	22	63.6				
5. Richmond	11	80	147	16	243	5. Villanova	12	10	17	58.8				
6. Delaware	11	97	108	22	227	6. Georgia State	11	11	19	57.9				
7. James Madison	11	123	87	14	224	7. Delaware	11	4	8	50.0				
8. William and Mary	11	93	93	15	201	8. James Madison	11	11	24	45.8				
9. Maine	11	86	100	14	200	9. William and Mary	11	9	20	45.0				
10. Georgia State	11	79	92	19	190	10. Rhode Island	11	8	20	40.0				
11. Rhode Island	11	48	86	24	158	11. New Hampshire	12	2	14	14.3				

### 2012 Team Statistics

**OPP 4TH-DN CONVERSIONS**

	G	Conv	Att	Pct
1. Richmond	11	8	22	36.4
2. James Madison	11	6	15	40.0
3. Towson	11	9	20	45.0
4. William and Mary	11	5	11	45.5
5. Old Dominion	13	14	30	46.7
6. Villanova	12	12	25	48.0
7. Rhode Island	11	7	13	53.8
8. Georgia State	11	6	11	54.5
9. Maine	11	10	18	55.6
10. New Hampshire	12	21	33	63.6
11. Delaware	11	14	21	66.7

**SACKS AGAINST**

	G	Sacks	Yards
1. Richmond	11	5	52
2. Towson	11	13	74
3. Maine	11	15	91
4. Rhode Island	11	17	114
5. James Madison	11	21	109
6. New Hampshire	12	24	149
7. Villanova	12	26	173
8. Georgia State	11	27	249
Old Dominion	13	27	194
10. William and Mary	11	28	153
11. Delaware	11	30	218

**RED ZONE OFFENSE**

	G	RedZone	Percent	TDs	R/P	FG-AT	F/I/D/O
1. New Hampshire	12	47-50	94.0	36	18/18	11-11	2/0/1/0
2. Towson	11	42-48	87.5	35	20/15	7-9	0/1/2/1
3. Old Dominion	13	68-79	86.1	60	31/29	8-10	1/3/4/1
4. Richmond	11	47-55	85.5	35	20/15	12-16	2/0/2/0
5. Villanova	12	38-45	84.4	31	21/10	7-9	2/1/0/2
6. James Madison	11	34-41	82.9	26	21/5	8-8	0/3/4/0
7. Delaware	11	38-46	82.6	24	14/10	14-16	3/2/1/0
8. Maine	11	30-38	78.9	19	8/11	11-17	1/0/1/0
9. William and Mary	11	26-33	78.8	17	9/8	9-13	0/0/2/1
10. Georgia State	11	20-29	69.0	13	8/5	7-11	1/1/3/0
11. Rhode Island	11	16-24	66.7	11	5/6	5-7	1/3/2/0

**FIELD GOALS**

	G	Made	Att	Pct
1. Old Dominion	13	10	12	.833
2. New Hampshire	12	11	14	.786
3. Delaware	11	18	23	.783
4. Villanova	12	9	12	.750
5. James Madison	11	10	14	.714
Rhode Island	11	5	7	.714
7. Richmond	11	15	22	.682
8. Maine	11	11	18	.611
9. Towson	11	9	16	.562
10. Georgia State	11	8	15	.533
11. William and Mary	11	10	20	.500

**RED ZONE DEFENSE**

	G	RedZone	Percent	TDs	R/P	FG-AT	F/I/D/O
1. Maine	11	22-34	64.7	16	9/7	6-10	3/2/2/1
2. Richmond	11	27-39	69.2	21	14/7	6-8	2/2/5/1
3. Old Dominion	13	44-62	71.0	35	23/12	9-14	3/0/9/1
4. Villanova	12	27-36	75.0	19	10/9	8-9	1/2/4/1
5. Towson	11	34-44	77.3	24	15/9	10-13	2/2/3/0
6. New Hampshire	12	37-46	80.4	32	19/13	5-9	0/1/4/0
7. Delaware	11	35-42	83.3	24	15/9	11-15	1/0/2/0
8. Georgia State	11	49-57	86.0	41	24/17	8-10	1/2/2/1
9. William and Mary	11	37-43	86.0	26	14/12	11-13	0/1/2/1
10. James Madison	11	27-31	87.1	24	7/17	3-6	0/0/1/0
11. Rhode Island	11	49-52	94.2	39	24/15	10-11	0/0/1/1

**PAT KICKING**

	G	Made	Att	Pct
1. Old Dominion	13	75	75	1.000
Villanova	12	46	46	1.000
James Madison	11	37	37	1.000
Delaware	11	33	33	1.000
William and Mary	11	27	27	1.000
Georgia State	11	23	23	1.000
7. Maine	11	34	36	.944
8. Rhode Island	11	10	11	.909
9. Towson	11	40	45	.889
10. New Hampshire	12	38	46	.826
Richmond	11	38	46	.826

**3RD-DN CONVERSIONS**

	G	Conv	Att	Pct
1. Old Dominion	13	98	189	51.9
2. Towson	11	76	152	50.0
3. New Hampshire	12	87	176	49.4
4. Villanova	12	69	155	44.5
5. Delaware	11	68	153	44.4
6. William and Mary	11	67	163	41.1
7. Richmond	11	67	166	40.4
8. James Madison	11	64	160	40.0
9. Maine	11	54	149	36.2
10. Georgia State	11	49	154	31.8
11. Rhode Island	11	44	149	29.5

**TIME OF POSSESSION**

	G	Total Time	Avg/G
1. Towson	11	374:19	34:01
2. Richmond	11	337:27	30:40
3. Rhode Island	11	337:12	30:39
4. James Madison	11	333:28	30:18
5. Villanova	12	359:43	29:58
6. William and Mary	11	324:33	29:30
7. Maine	11	322:54	29:21
8. Delaware	11	322:19	29:18
9. Old Dominion	13	373:28	28:43
10. Georgia State	11	300:21	27:18
11. New Hampshire	12	321:36	26:48

**OPP 3RD-DN CONVERSIONS**

	G	Conv	Att	Pct
1. James Madison	11	53	150	35.3
2. Towson	11	49	135	36.3
3. Old Dominion	13	73	183	39.9
4. Villanova	12	70	171	40.9
5. William and Mary	11	62	150	41.3
6. Richmond	11	67	162	41.4
7. Maine	11	75	181	41.4
8. Delaware	11	65	155	41.9
9. New Hampshire	12	91	201	45.3
10. Georgia State	11	69	151	45.7
11. Rhode Island	11	62	132	47.0

**KICKOFF COVERAGE**

	G	No.	Yds	Avg	Retn	TB	NetAvg
1. Delaware	11	63	3808	60.4	968	11	40.7
2. James Madison	11	61	3523	57.8	751	12	40.5
3. William and Mary	11	47	2846	60.6	543	16	40.5
4. Old Dominion	13	102	6273	61.5	1432	30	40.1
5. New Hampshire	12	76	4340	57.1	1088	14	38.2
6. Villanova	12	67	3939	58.8	1246	7	37.6
7. Georgia State	11	40	2404	60.1	750	7	37.0
8. Maine	11	57	3097	54.3	888	5	36.6
9. Richmond	11	73	4329	59.3	1244	18	36.1
10. Towson	11	63	3367	53.4	881	11	35.1
11. Rhode Island	11	30	1609	53.6	598	0	33.7

## 2012 Individual Statistics

## 400 - YARD PASSERS

Taylor Heinicke (Old Dominion, Sophomore).....	730 vs. New Hampshire (9/22)
Taylor Heinicke (Old Dominion, Sophomore).....	497 vs. Coastal Carolina (12/1)
Taylor Heinicke (Old Dominion, Sophomore).....	492 vs. Duquesne (9/1)
Taylor Heinicke (Old Dominion, Sophomore).....	486 vs. Campbell (9/15)
Taylor Heinicke (Old Dominion, Sophomore).....	421 vs. Georgia Southern (12/8)
<b>Marcus Wasilewski (Maine, Sophomore).....</b>	<b>409 vs. Villanova (9/29)</b>

## 300 - YARD PASSERS

Taylor Heinicke (Old Dominion, Sophomore).....	375 vs. Delaware (10/27)
Taylor Heinicke (Old Dominion, Sophomore).....	360 vs. Richmond (9/29)
Taylor Heinicke (Old Dominion, Sophomore).....	357 vs. James Madison (11/17)
<b>Michael Graham (William and Mary, Junior).....</b>	<b>353 vs. Old Dominion (11/10)</b>
Taylor Heinicke (Old Dominion, Sophomore).....	351 vs. Georgia State (11/3)
Justin Thorpe (James Madison, Senior).....	340 vs. Rhode Island (9/22)
John Laub (Richmond, Senior).....	339 vs. Old Dominion (9/29)
<b>Andy Vailas (New Hampshire, Sophomore).....</b>	<b>336 vs. Old Dominion (9/22)</b>
<b>Andy Vailas (New Hampshire, Sophomore).....</b>	<b>315 vs. Delaware (9/29)</b>
<b>Trent Hurley (Delaware, Sophomore).....</b>	<b>310 vs. West Chester (8/30)</b>
<b>Trent Hurley (Delaware, Sophomore).....</b>	<b>309 vs. Towson (11/3)</b>
<b>John Robertson (Villanova, R-Freshman).....</b>	<b>308 vs. Richmond (10/6)</b>

## 200 - YARD RUSHERS

<b>Terrence West (Towson, Sophomore).....</b>	<b>236 vs. New Hampshire (11/17)</b>
Domnald Russell (Georgia State, Senior).....	201 vs. Rhode Island (10/13)
<b>Nico Steriti (New Hampshire, Sophomore).....</b>	<b>201 vs. Old Dominion (9/22)</b>

## 100 - YARD RUSHERS

<b>Kevin Monangai (Villanova, Sophomore).....</b>	<b>192 vs. Maine (9/29)</b>
<b>John Robertson (Villanova, R-Freshman).....</b>	<b>189 vs. Old Dominion (10/13)</b>
<b>Nigel Jones (Maine, Freshman).....</b>	<b>182 vs. Rhode Island (11/17)</b>
Dominique Booker (Towson, Senior).....	181 vs. Rhode Island (11/10)
<b>Rickey Stevens (Maine, Junior).....</b>	<b>179 vs. Georgia State (11/10)</b>
<b>Rickey Stevens (Maine, Junior).....</b>	<b>168 vs. Bryant (9/15)</b>
Tyree Lee (Old Dominion, Sophomore).....	166 vs. William and Mary (11/10)
<b>Keith McBride (William and Mary, Sophomore).....</b>	<b>163 vs. Georgia State (9/29)</b>
<b>Terrence West (Towson, Sophomore).....</b>	<b>153 vs. William and Mary (9/15)</b>
<b>Kevin Monangai (Villanova, Sophomore).....</b>	<b>150 vs. James Madison (11/10)</b>
<b>Kevin Monangai (Villanova, Sophomore).....</b>	<b>146 vs. Delaware (11/17)</b>
<b>Terrence West (Towson, Sophomore).....</b>	<b>144 vs. Villanova (10/27)</b>
<b>Andrew Pierce (Delaware, Junior).....</b>	<b>141 vs. Rhode Island (10/20)</b>
<b>John Robertson (Villanova, R-Freshman).....</b>	<b>134 vs. Delaware (11/17)</b>
<b>Dae'Quan Scott (James Madison, Junior).....</b>	<b>130 vs. Georgia State (10/27)</b>
<b>Kevin Monangai (Villanova, Sophomore).....</b>	<b>130 vs. Georgia State (10/20)</b>
Tyree Lee (Old Dominion, Sophomore).....	128 vs. Delaware (10/27)
Tyree Lee (Old Dominion, Sophomore).....	126 vs. Georgia State (11/3)
<b>Nico Steriti (New Hampshire, Sophomore).....</b>	<b>126 vs. Georgia State (10/6)</b>
<b>Austin Medley (Villanova, Sophomore).....</b>	<b>125 vs. Fordham (9/8)</b>
Grant Enders (Towson, Senior).....	122 vs. Villanova (10/27)
<b>Nico Steriti (New Hampshire, Sophomore).....</b>	<b>122 vs. Richmond (10/13)</b>
<b>Dae'Quan Scott (James Madison, Junior).....</b>	<b>121 vs. Maine (11/3)</b>
<b>Jimmy Owens (New Hampshire, Sophomore).....</b>	<b>120 vs. Georgia State (10/6)</b>
Donald Russell (Georgia State, Senior).....	120 vs. South Carolina State (8/30)
Donald Russell (Georgia State, Senior).....	119 vs. Richmond (9/22)
<b>Kevin Monangai (Villanova, Sophomore).....</b>	<b>118 vs. Old Dominion (10/13)</b>
<b>John Robertson (Villanova, R-Freshman).....</b>	<b>117 vs. Richmond (10/6)</b>
<b>Terrence West (Towson, Sophomore).....</b>	<b>113 vs. Delaware (11/3)</b>
Tyree Lee (Old Dominion, Sophomore).....	113 vs. Duquesne (9/1)
<b>Terrence West (Towson, Sophomore).....</b>	<b>112 vs. James Madison (10/6)</b>
<b>Andrew Pierce (Delaware, Junior).....</b>	<b>112 vs. William and Mary (9/22)</b>
Justin Thorpe (James Madison, Junior).....	111 vs. Maine (11/3)
<b>Rickey Stevens (Maine, Junior).....</b>	<b>110 vs. Rhode Island (11/17)</b>
<b>Andy Vailas (New Hampshire, Sophomore).....</b>	<b>110 vs. Towson (11/17)</b>
<b>Dae'Quan Scott (James Madison, Junior).....</b>	<b>110 vs. Richmond (10/20)</b>
<b>Kevin Monangai (Villanova, Sophomore).....</b>	<b>109 vs. Penn (9/22)</b>
Donald Russell (Georgia State, Senior).....	107 vs. William and Mary (9/29)
<b>Dae'Quan Scott (James Madison, Junior).....</b>	<b>107 vs. Alcorn State (9/8)</b>
<b>Nico Steriti (New Hampshire, Sophomore).....</b>	<b>106 vs. William and Mary (11/3)</b>
Kendall Gaskins (Richmond, Senior).....	106 vs. James Madison (10/20)

Justin Thorpe (James Madison, Junior).....	106 vs. William and Mary (10/13)
<b>Nico Steriti (New Hampshire, Sophomore).....</b>	<b>104 vs. Central Connecticut State (9/15)</b>
<b>Kevin Monangai (Villanova, Sophomore).....</b>	<b>103 vs. Towson (10/27)</b>
John Laub (Richmond, Senior).....	103 vs. New Hampshire (10/13)
<b>David Hood (Maine, Sophomore).....</b>	<b>103 vs. Delaware (10/6)</b>
<b>David Hood (Maine, Sophomore).....</b>	<b>102 vs. Bryant (9/15)</b>
<b>Andrew Pierce (Delaware, Junior).....</b>	<b>101 vs. Bucknell (9/15)</b>
Justin Thorpe (James Madison, Junior).....	101 vs. Alcorn State (9/8)

## 200 - YARD RECEIVERS

Nick Mayers (Old Dominion, Senior).....	271 vs. New Hampshire (9/22)
---	------------------------------

## 100 - YARD RECEIVERS

<b>R.J. Harris (New Hampshire, Sophomore).....</b>	<b>191 vs. Old Dominion (9/22)</b>
<b>Ben Edwards (Richmond, Junior).....</b>	<b>182 vs. Old Dominion (9/29)</b>
Larry Pinkard (Old Dominion, Sophomore).....	154 vs. Coastal Carolina (12/1)
<b>Joe Price (Villanova, Junior).....</b>	<b>153 vs. Richmond (10/6)</b>
Nick Mayers (Old Dominion, Senior).....	150 vs. Georgia Southern (12/8)
Albert Wilson (Georgia State, Junior).....	150 vs. Texas-San Antonio (9/15)
Albert Wilson (Georgia State, Junior).....	149 vs. Old Dominion (11/3)
Antonio Vaughan (Old Dominion, Sophomore).....	146 vs. Georgia Southern (12/8)
<b>Stephen Barnette (Richmond, Sophomore).....</b>	<b>144 vs. James Madison (10/20)</b>
Antonio Vaughan (Old Dominion, Sophomore).....	143 vs. New Hampshire (9/22)
<b>Tre McBride (William and Mary, Sophomore).....</b>	<b>137 vs. Delaware (9/22)</b>
Nick Mayers (Old Dominion, Senior).....	134 vs. Duquesne (9/1)
<b>Sean Ballard (William and Mary, Sophomore).....</b>	<b>133 vs. Old Dominion (11/10)</b>
Nick Mayers (Old Dominion, Senior).....	131 vs. William and Mary (11/10)
<b>R.J. Harris (New Hampshire, Sophomore).....</b>	<b>131 vs. Maine (10/27)</b>
Nick Mayers (Old Dominion, Senior).....	131 vs. Delaware (10/27)
<b>R.J. Harris (New Hampshire, Sophomore).....</b>	<b>129 vs. Delaware (9/29)</b>
<b>Tre McBride (William and Mary, Sophomore).....</b>	<b>128 vs. Penn (10/6)</b>
<b>Ben Edwards (Richmond, Junior).....</b>	<b>125 vs. New Hampshire (10/13)</b>
Antonio Vaughan (Old Dominion, Sophomore).....	123 vs. James Madison (11/17)
<b>Tre McBride (William and Mary, Sophomore).....</b>	<b>123 vs. Old Dominion (11/10)</b>
<b>DeAndre' Smith (James Madison, Sophomore).....</b>	<b>122 vs. Richmond (10/20)</b>
<b>Ben Edwards (Richmond, Junior).....</b>	<b>122 vs. VMI (9/15)</b>
<b>Arlandis Harvey (James Madison, Junior).....</b>	<b>113 vs. William and Mary (10/13)</b>
<b>Joe Price (Villanova, Junior).....</b>	<b>113 vs. Penn (9/22)</b>
<b>Stephen Barnette (Richmond, Sophomore).....</b>	<b>110 vs. Villanova (10/6)</b>
Tom Ryan (Towson, Senior).....	109 vs. Rhode Island (11/10)
Emmanuel Ogbuehi (Georgia State, Senior).....	108 vs. Old Dominion (11/3)
<b>Robbie Jackson (Rhode Island, Sophomore).....</b>	<b>108 vs. New Hampshire (10/27)</b>
<b>Arthur Williams (Maine, Sophomore).....</b>	<b>107 vs. Rhode Island (11/17)</b>
<b>Harold Spears (New Hampshire, Sophomore).....</b>	<b>107 vs. Maine (10/20)</b>
Albert Wilson (Georgia State, Junior).....	105 vs. New Hampshire (10/6)
Albert Wilson (Georgia State, Junior).....	104 vs. Villanova (10/20)
<b>Arthur Williams (Maine, Freshman).....</b>	<b>104 vs. Villanova (9/29)</b>
Blair Roberts (Old Dominion, Sophomore).....	104 vs. Duquesne (9/1)
Nick Mayers (Old Dominion, Senior).....	103 vs. Coastal Carolina (12/1)
Antonio Vaughan (Old Dominion, Sophomore).....	103 vs. Villanova (10/13)
<b>R.J. Harris (New Hampshire, Sophomore).....</b>	<b>102 vs. Holy Cross (8/30)</b>
Joey Orlando (New Hampshire, Senior).....	102 vs. Holy Cross (8/30)
Rob Jones (Delaware, Senior).....	101 vs. West Chester (8/30)

## 16-OR-MORE TACKLES

Paul Worrillow (Delaware, Senior).....	18 vs. Delaware State (9/8)
<b>Andrew Bose (Rhode Island, Sophomore).....</b>	<b>16 vs. Richmond (11/3)</b>
Matt Evans (New Hampshire, Senior).....	16 vs. Richmond (10/13)

## 2012 Individual Statistics

RUSHING										INTERCEPTIONS													
	Team	Cl	G	Att	Yds	Avg	TD	Long	Yds/G		Team	Cl	G	Int	Yds	TD	Long	Int/G					
1.	<i>Terrance West (23)</i>	TOWSON	SO	10	195	1046	5.4	14	64	104.6	1.	Darryl Hamilton (5)	RICHMOND	SR	10	5	83	0	63	0.50			
2.	<i>Kevin Monangai (27)</i>	VU	SO	12	212	1210	5.7	11	44	100.8	2.	Doug Howell (10)	RICHMOND	SR	11	5	41	1	22	0.45			
3.	<i>Dae'Quan Scott (45)</i>	JMU	JR	9	155	781	5.0	8	67	86.8	3.	Dontra Peters (17)	UNH	SR	9	4	-5	0	2	0.44			
4.	<i>John Robertson (47)</i>	VU	FR	12	189	1021	5.4	14	46	85.1	4.	Cooper Taylor (19)	RICHMOND	SR	10	4	55	1	35	0.40			
5.	<i>Andrew Pierce (55)</i>	DELAWARE	JR	9	139	703	5.1	4	40	78.1	5.	Eric Loper (37)	VU	SR	12	4	78	2	42	0.33			
6.	<i>Nico Steriti (59)</i>	UNH	SO	12	140	921	6.6	9	63	76.8		<i>Joe Sarnese (37)</i>	VU	SO	12	4	39	0	22	0.33			
7.	<i>Rickey Stevens (66)</i>	MAINE	JR	11	137	819	6.0	2	58	74.5	7.	Ricky Tunstall (64)	DELAWARE	SR	11	3	168	2	91	0.27			
8.	<i>Keith McBride (73)</i>	W&M	SO	10	139	689	5.0	3	36	68.9		<i>Kendall James (64)</i>	MAINE	JR	11	3	99	1	100	0.27			
9.	Justin Thorpe (77)	JMU	SR	10	151	681	4.5	10	45	68.1		<i>Jamal Clay (64)</i>	MAINE	JR	11	3	75	0	54	0.27			
10.	Tyree Lee (79)	ODU	SO	13	159	864	5.4	8	50	66.5		Ronnie Akins (64)	VU	SR	11	3	45	1	45	0.27			
PASSING/GAME										PASS EFFICIENCY													
	Team	Cl	G	Att	Cmp	Int	Pct.	Yds	TD	Avg/G		Team	Cl	G	Att	Cmp	Int	Pct.	Yds	TD	Eff.		
1.	Taylor Heinicke	ODU	SO	13	579	398	14	68.7	5076	44	390.5	1.	Taylor Heinicke (2)	ODU	SO	13	579	398	14	68.7	5076	44	162.6
2.	<i>Marcus Wasilewski</i>	MAINE	JR	11	338	206	11	60.9	2364	21	214.9	2.	Tim Donnelly	DELAWARE	SR	11	38	25	0	65.8	287	3	155.3
3.	Grant Enders	TOWSON	SR	11	317	208	8	65.6	2332	19	212.0	3.	<i>Andy Vailas (18)</i>	UNH	SO	11	217	126	3	58.1	1558	18	143.0
4.	<i>Trent Hurley</i>	DELAWARE	SO	10	294	185	14	62.9	1964	10	196.4	4.	Grant Enders (24)	TOWSON	SR	11	317	208	8	65.6	2332	19	142.1
5.	<i>John Robertson</i>	VU	FR	12	253	152	7	60.1	1965	14	163.8	5.	<i>John Robertson (31)</i>	VU	FR	12	253	152	7	60.1	1965	14	138.0
6.	Ben McLane	GSU	FR	10	274	139	11	50.7	1592	10	159.2	6.	<i>Marcus Wasilewski (44)</i>	MAINE	JR	11	338	206	11	60.9	2364	21	133.7
7.	<i>Bob Bentsen</i>	URI	JR	10	279	162	7	58.1	1553	7	155.3	7.	Justin Thorpe (45)	JMU	SR	10	205	127	9	62.0	1529	11	133.5
8.	Justin Thorpe	JMU	SR	10	205	127	9	62.0	1529	11	152.9	8.	<i>Michael Strauss (57)</i>	RICHMOND	SO	10	194	125	2	64.4	1169	9	128.3
9.	<i>Andy Vailas</i>	UNH	SO	11	217	126	3	58.1	1558	18	141.6	9.	<i>Sean Goldrich (67)</i>	UNH	FR	9	180	107	5	59.4	1202	8	124.6
10.	<i>Sean Goldrich</i>	UNH	FR	9	180	107	5	59.4	1202	8	133.6	10.	<i>Brent Caprio</i>	W&M	JR	9	57	34	2	59.6	358	3	122.8
TOTAL OFFENSE										PUNT RETURN AVG													
	Team	Cl	G	Rush	Pass	Plays	Total	Yds/G		Team	Cl	G	Ret	Yds	TD	Long	Avg						
1.	Taylor Heinicke (1)	ODU	SO	13	470	5076	705	5546	426.6	1.	<i>Leon Kinnard (39)</i>	TOWSON	JR	11	17	111	0	23	6.5				
2.	Grant Enders (23)	TOWSON	SR	11	615	2332	422	2947	267.9	2.	Ryan Smith (41)	JMU	SR	11	23	143	0	30	6.2				
3.	<i>John Robertson (30)</i>	VU	FR	12	1021	1965	442	2986	248.8	3.	Ricky Tunstall (48)	DELAWARE	SR	11	14	77	0	22	5.5				
4.	<i>Marcus Wasilewski (31)</i>	MAINE	JR	11	306	2364	434	2670	242.7	KICK RETURN AVG													
5.	Justin Thorpe (42)	JMU	SR	10	681	1529	356	2210	221.0		Team	Cl	G	Ret	Yds	TD	Long	Avg					
6.	<i>Trent Hurley (46)</i>	DELAWARE	SO	10	160	1964	397	2124	212.4	1.	Albert Wilson	GSU	JR	11	29	751	1	100	25.9				
7.	<i>Andy Vailas (75)</i>	UNH	SO	11	449	1558	317	2007	182.5	2.	<i>Michael Johnson (25)</i>	DELAWARE	SO	11	23	593	1	94	25.8				
8.	<i>Bob Bentsen (81)</i>	URI	JR	10	226	1553	359	1779	177.9	3.	Billy Morgan (61)	URI	SR	11	23	509	0	46	22.1				
9.	<i>Sean Goldrich (99)</i>	UNH	FR	9	174	1202	228	1376	152.9	4.	Colby Goodwyn (73)	ODU	JR	11	23	486	0	47	21.1				
10.	Ben McLane	GSU	FR	10	-170	1592	324	1422	142.2	5.	B. Johnson-Farrell (84)	URI	SR	11	38	777	0	48	20.4				
RECEPTIONS/GAME										PUNTING													
	Team	Cl	G	Rec	Yds	TD	Long	Avg/C	Rec/G		Team	Cl	G	Punt	Yds	Long	Avg						
1.	<i>Ben Edwards (11)</i>	RICHMOND	JR	11	80	852	3	46	10.6	7.27	1.	Jonathan Plisco	ODU	SR	13	28	1261	61	45.0				
2.	<i>R.J. Harris (17)</i>	UNH	SO	12	84	1059	9	73	12.6	7.00	2.	Matt Hubbard	GSU	SO	11	59	2541	80	43.1				
3.	Nihja White (25)	DELAWARE	SR	9	57	592	1	50	10.4	6.33	3.	<i>Drake Kuhn (16)</i>	W&M	JR	11	52	2203	65	42.4				
4.	Nick Mayers (33)	ODU	SR	13	79	1233	16	75	15.6	6.08	4.	<i>Mark Hamilton (26)</i>	VU	JR	12	53	2198	63	41.5				
5.	<i>Stephen Barnette (57)</i>	RICHMOND	SO	11	56	848	4	49	15.1	5.09	5.	<i>Jeffrey Ondish (35)</i>	MAINE	SO	11	49	2009	63	41.0				
6.	Maurice McDonald (57)	MAINE	SR	11	56	459	3	25	8.2	5.09	6.	<i>R.J. Peppers</i>	TOWSON	SO	11	34	1342	65	39.5				
7.	<i>Tre McBride (61)</i>	W&M	SO	11	55	897	10	72	16.3	5.00	7.	David Skahn (66)	JMU	SR	11	48	1865	65	38.9				
8.	B. Johnson-Farrell (76)	URI	SR	11	52	554	5	56	10.7	4.73	8.	Rauley Zaragoza (67)	DELAWARE	SR	11	48	1863	56	38.8				
9.	Antonio Vaughan (84)	ODU	SO	13	60	885	7	74	14.8	4.62	9.	Nick Hicks (70)	RICHMOND	SR	11	54	2093	65	38.8				
10.	Larry Pinkard (85)	ODU	SO	12	55	830	7	73	15.1	4.58	10.	<i>Tim Wienclaw (85)</i>	URI	SO	11	66	2491	67	37.7				
RECEIVE YDS/GAME										SCORING													
	Team	Cl	G	Rec	Yds	TD	Long	Avg/C	Yds/G		Team	Cl	G	TD	XPT	FG	2XP	Pts	Pts/G				
1.	Nick Mayers (17)	ODU	SR	13	79	1233	16	75	15.6	94.8	1.	<i>Terrance West (9)</i>	TOWSON	SO	10	15	0	0	90	9.0			
2.	<i>R.J. Harris (24)</i>	UNH	SO	12	84	1059	9	73	12.6	88.2	2.	Kendall Gaskins (14)	RICHMOND	SR	11	16	0	0	96	8.7			
3.	Albert Wilson	GSU	JR	11	48	947	7	93	19.7	86.1	3.	<i>Dae'Quan Scott (23)</i>	JMU	JR	9	12	0	0	72	8.0			
4.	<i>Tre McBride (27)</i>	W&M	SO	11	55	897	10	72	16.3	81.5	4.	<i>Jarod Brown (24)</i>	ODU	JR	13	0	73	10	0	103	7.9		
5.	<i>Ben Edwards (32)</i>	RICHMOND	JR	11	80	852	3	46	10.6	77.5	5.	<i>Sean Baner (26)</i>	DELAWARE	JR	11	0	33	18	0	87	7.9		
6.	<i>Stephen Barnette (34)</i>	RICHMOND	SO	11	56	848	4	49	15.1	77.1	6.	Nick Mayers (38)	ODU	SR	13	16	0	0	2	98	7.5		
7.	Larry Pinkard (56)	ODU	SO	12	55	830	7	73	15.1	69.2	7.	<i>Remington Hinshaw (39)</i>	RICHMOND	SO	11	0	36	15	0	81	7.4		
8.	Antonio Vaughan (59)	ODU	SO	13	60	885	7	74	14.8	68.1	8.	<i>John Robertson (53)</i>	VU	FR	12	14	0	0	0	84	7.0		
9.	Nihja White (69)	DELAWARE	SR	9	57	592	1	50	10.4	65.8	9.	<i>Kevin Monangai (81)</i>	VU	SO	12	13	0	0	0	78	6.5		
10.	Blair Roberts	ODU	SO	13	56	707	7	62	12.6	54.4	10.	<i>Cameron Starke (94)</i>	JMU	JR	11	0	37	10	0	67	6.1		
ALL PURPOSE																							
	Team	Cl	G	Rush	Rcv	PR	KR	Yds	Avg/G														
1.	Albert Wilson	GSU	JR	11	18	947	94	751	1810	164.5													
2.	<i>Dae'Quan Scott (32)</i>	JMU	JR	9	781	295	81	0	1157	128.6													
3.	B. Johnson-Farrell (43)	URI	SR	11	30	554	0	777	1361	123.7													
4.	<i>Terrance West (58)</i>	TOWSON	SO	10	1046	102	0	0	1148	114.8													
5.	<i>Kevin Monangai (65)</i>	VU	SO	12	1210	94	0	14	1318	109.8													
6.	<i>R.J. Harris (71)</i>	UNH	SO	12	153	1059	0	57	1269	105.8													
7.	Antonio Vaughan (78)	ODU	SO	13	-20	885	92	400	1357	104.4													
8.	<i>Tre McBride (81)</i>	W&M	SO	11	62	897	0	171	1130	102.7													
9.	Nick Mayers (83)	ODU	SR	13	1	1233	76	11	1321	101.6													
10.	<i>Nico Steriti (85)</i>	UNH	SO	12	921	109	0	188	1218	101.5													

## 2012 Individual Statistics

### SCORING (TDs)

	Team	CI	G	TD	Rush	Pass	Ret	PAT	Pts	Pts/G
1. <i>Terrance West</i>	TOWSON	SO	10	15	14	1	0	0	90	9.0
2. Kendall Gaskins	RICHMOND	SR	11	16	13	3	0	0	96	8.7
3. <i>Dae'Quan Scott</i>	JMU	JR	9	12	8	4	0	0	72	8.0
4. Nick Mayers	ODU	SR	13	16	0	16	0	1	98	7.5
5. <i>John Robertson</i>	VU	FR	12	14	14	0	0	0	84	7.0
6. <i>Kevin Monangai</i>	VU	SO	12	13	11	2	0	0	78	6.5
7. Justin Thorpe	JMU	SR	10	10	10	0	0	0	60	6.0
8. <i>Tre McBride</i>	W&M	SO	11	10	0	10	0	1	62	5.6
9. Taylor Heinicke	ODU	SO	13	11	11	0	0	0	66	5.1
10. <i>Nico Steriti</i>	UNH	SO	12	10	9	1	0	0	60	5.0

### SCORING (KICK)

	Team	CI	G	PATs	FGs	Pts	Pts/G
1. Jarod Brown	ODU	JR	13	73-73	10-12	103	7.9
2. <i>Sean Baner</i>	DELAWARE	JR	11	33-33	18-23	87	7.9
3. <i>Remington Hinshaw</i>	RICHMOND	SO	11	36-42	15-22	81	7.4
4. <i>Cameron Starke</i>	JMU	JR	11	37-37	10-14	67	6.1
5. <i>Mark Hamilton</i>	VU	JR	12	46-46	9-12	73	6.1
6. <i>Mike MacArthur</i>	UNH	JR	12	38-46	11-14	71	5.9
7. <i>D.J. Soven</i>	TOWSON	JR	11	36-41	9-16	63	5.7
8. <i>Drake Kuhn</i>	W&M	JR	11	19-19	7-14	40	3.6
9. Wil Lutz	GSU	FR	11	18-18	4-7	30	2.7
10. <i>Dylan Smith</i>	URI	SO	10	10-11	5-7	25	2.5

### FIELD GOALS

	Team	CI	G	FG	FGA	Pct.	FG/G
1. <i>Sean Baner (3)</i>	DELAWARE	JR	11	18	23	78.3	1.64
2. <i>Remington Hinshaw (9)</i>	RICHMOND	SO	11	15	22	68.2	1.36
3. <i>Mike MacArthur (43)</i>	UNH	JR	12	11	14	78.6	0.92
4. <i>Cameron Starke (44)</i>	JMU	JR	11	10	14	71.4	0.91
5. <i>D.J. Soven (57)</i>	TOWSON	JR	11	9	16	56.2	0.82
6. Jarod Brown (68)	ODU	JR	13	10	12	83.3	0.77
7. <i>Mark Hamilton (69)</i>	VU	JR	12	9	12	75.0	0.75
8. <i>Drake Kuhn (79)</i>	W&M	JR	11	7	14	50.0	0.64
9. <i>Dylan Smith (98)</i>	URI	SO	10	5	7	71.4	0.50
10. Wil Lutz	GSU	FR	11	4	7	57.1	0.36

### PAT KICKING PCT

	Team	CI	G	Made	Att	Pct.
1. Jarod Brown	ODU	JR	13	73	73	100.0
<i>Mark Hamilton</i>	VU	JR	12	46	46	100.0
<i>Cameron Starke</i>	JMU	JR	11	37	37	100.0
<i>Sean Baner</i>	DELAWARE	JR	11	33	33	100.0
5. <i>D.J. Soven</i>	TOWSON	JR	11	36	41	87.8
6. <i>Remington Hinshaw</i>	RICHMOND	SO	11	36	42	85.7
7. <i>Mike MacArthur</i>	UNH	JR	12	38	46	82.6

### SACKS

	Team	CI	G	Pos	Solo	Ast	Yds	Total	Avg/G
1. <i>Jeff Williams (29)</i>	DELAWARE	FR	10		6	1	61	6.5	0.65
2. Craig Wilkins	ODU	SR	13	LB	5	3	46	6.5	0.50
<i>Monte Gaddis (65)</i>	TOWSON	SO	10	LB	5	0	29	5.0	0.50
4. <i>Rakim Cox (92)</i>	VU	JR	12	DL	5	1	37	5.5	0.46
5. <i>Michael Kozalakowski (96)</i>	MAINE	FR	11	DL	5	0	38	5.0	0.45
Frank Beltre	TOWSON	SR	11	DE	5	0	27	5.0	0.45
7. <i>Sage Harold</i>	JMU	SO	9	DL	4	0	42	4.0	0.44
8. <i>Mike Reilly</i>	W&M	SO	11	DL	4	1	19	4.5	0.41
<i>Kerry Wynn</i>	RICHMOND	JR	11	DL	4	1	14	4.5	0.41
10. Romale Tucker	TOWSON	SR	10	DE	4	0	23	4.0	0.40

### TACKLES FOR LOSS

	Team	CI	G	Pos	Solo	Ast	Yds	Total	Avg/G
1. <i>Jeff Williams (18)</i>	DELAWARE	FR	10		11	5	82	13.5	1.35
2. <i>Monte Gaddis (34)</i>	TOWSON	SO	10	LB	11	2	48	12.0	1.20
3. Craig Wilkins (73)	ODU	SR	13	LB	10	7	63	13.5	1.04
Caleb Taylor (73)	ODU	FR	13	LB	9	9	44	13.5	1.04
5. Jared Smith	UNH	SR	11	DL	9	2	47	10.0	0.91
6. Paul Worrirow	DELAWARE	SR	10		6	6	44	9.0	0.90
7. Devon Bridges	VU	SR	12	LB	8	5	41	10.5	0.88
8. <i>Michael Kozalakowski</i>	MAINE	FR	11	DL	9	1	56	9.5	0.86
9. Romale Tucker	TOWSON	SR	10	DE	7	2	30	8.0	0.80
10. Matt Evans	UNH	SR	12	LB	8	3	29	9.5	0.79

### FUMBLES FORCED

	Team	CI	G	Num	Avg/G
1. Cooper Taylor	RICHMOND	SR	10	3	0.30
2. Chris Burnette	ODU	SR	13	3	0.23
3. Mark Hogan	GSU	JR	9	2	0.22
4. <i>Mackenzie Elliott</i>	URI	JR	10	2	0.20
5. Tim Breaker	DELAWARE	SR	11	2	0.18
<i>Stephen Sinnott</i>	W&M	SO	11	2	0.18
<i>Aaron Roane</i>	RICHMOND	SO	11	2	0.18
<i>Arnold Farmer</i>	TOWSON	JR	11	2	0.18
Joseph Peterson	GSU	FR	11	2	0.18
<i>Kendall James</i>	MAINE	JR	11	2	0.18

### FUMBLES RCVD

	Team	CI	G	Num	Avg/G
1. Donte Dennis	MAINE	SR	10	3	0.30
2. <i>DeShawn Holmes</i>	RICHMOND	SO	11	2	0.18
<i>Jamal Clay</i>	MAINE	JR	11	2	0.18
<i>Bryton Barr</i>	TOWSON	FR	11	2	0.18
<i>Zach Kerr</i>	DELAWARE	JR	11	2	0.18
B.W. Webb	W&M	SR	11	2	0.18
<i>Kerry Wynn</i>	RICHMOND	JR	11	2	0.18
<i>Stephen Sinnott</i>	W&M	SO	11	2	0.18
9. <i>Matt Kaplan</i>	UNH	SO	12	2	0.17
Erik Saylor	ODU	SR	12	2	0.17

### PASSES DEFENDED

	Team	CI	G	Brup	Int	Total	Avg/G
1. Darryl Hamilton	RICHMOND	SR	10	10	5	15	1.50
2. Eric Loper	VU	SR	12	13	4	17	1.42
3. <i>Kendall James</i>	MAINE	JR	11	12	3	15	1.36
4. Cooper Taylor	RICHMOND	SR	10	9	4	13	1.30
5. <i>Jamal Clay</i>	MAINE	JR	11	8	3	11	1.00
6. <i>Jake Giusti</i>	DELAWARE	JR	11	9	1	10	0.91
7. Dontra Peters	UNH	SR	9	4	4	8	0.89
8. <i>Reggie Barnette</i>	RICHMOND	SO	11	6	3	9	0.82
Ricky Tunstall	DELAWARE	SR	11	6	3	9	0.82
10. <i>Wayne Pettus</i>	RICHMOND	JR	11	5	3	8	0.73

### TACKLES (All positions)

	Team	CI	G	Pos	Solo	Ast	Total	Avg/G	Sack
1. Paul Worrirow (15)	DELAWARE	SR	10		57	50	107	10.7	3.0
2. Matt Evans (19)	UNH	SR	12	LB	87	39	126	10.5	3.0
3. <i>Stephon Robertson (43)</i>	JMU	JR	11	LB	48	53	101	9.2	1.0
4. Donte Dennis (69)	MAINE	SR	10	LB	38	48	86	8.6	1.0
5. <i>Jerome Couplin (81)</i>	W&M	JR	11	DB	53	38	91	8.3	0.0
6. <i>Andrew Bose</i>	URI	SO	11	LB	52	34	86	7.8	1.0
Darius McMillan	RICHMOND	SR	11	LB	33	53	86	7.8	1.0
8. Cooper Taylor	RICHMOND	SR	10	DB	44	33	77	7.7	1.5
9. <i>Dean Marlowe</i>	JMU	SO	11	DB	44	38	82	7.5	0.0
10. <i>Monte Gaddis</i>	TOWSON	SO	10	LB	40	34	74	7.4	5.0
11. Ronnie Akins	VU	SR	11	DB	60	19	79	7.2	0.0
12. <i>Eric Wright</i>	RICHMOND	SO	11	LB	34	44	78	7.1	0.0
13. <i>Aaron Roane</i>	RICHMOND	SO	11	DB	39	38	77	7.0	3.5
14. Craig Wilkins	ODU	SR	13	LB	41	49	90	6.9	6.5
15. <i>Joe Sarnese</i>	VU	SO	12	DB	55	26	81	6.8	0.0
16. <i>Tye Smith</i>	TOWSON	SO	11	CB	52	22	74	6.7	2.5
Jabrel Mines	W&M	SR	11	LB	37	37	74	6.7	0.5
<i>Bryton Barr</i>	TOWSON	FR	11	LB	42	32	74	6.7	2.0
19. Caleb Taylor	ODU	FR	13	LB	43	44	87	6.7	3.0
20. Jakarie Jackson	JMU	SR	9	DB	43	17	60	6.7	1.0
21. <i>Luke Rhodes</i>	W&M	FR	11	LB	31	41	72	6.5	0.0
22. <i>Manny Asam</i>	UNH	JR	12	DB	55	21	76	6.3	1.5
23. Jordan Dangerfield	TOWSON	SR	11	DB	43	26	69	6.3	0.0
24. <i>Patrick Callaway</i>	DELAWARE	SO	11		48	20	68	6.2	1.0
Brian Thompson	W&M	SR	11	DB	38	30	68	6.2	0.0

## 2012 Individual Statistics

TACKLES (All positions; cont.)										TACKLES (DB's)											
Rank	Name	Team	Cl	G	Pos	Solo	Ast	Total	Avg/G	Sack	Rank	Name	Team	Cl	G	Pos	Solo	Ast	Total	Avg/G	Sack
26.	Clement Ani	URI	SR	9	DB	29	26	55	6.1	0.0	1.	<i>Jerome Couplin</i>	W&M	JR	11	DB	53	38	91	8.3	0.0
27.	<i>Jeff Williams</i>	DELAWARE	FR	10		35	26	61	6.1	6.5	2.	Cooper Taylor	RICHMOND	SR	10	DB	44	33	77	7.7	1.5
28.	<i>Khari Al-Mateen</i>	MAINE	SO	11	DB	38	29	67	6.1	0.0	3.	<i>Dean Marlowe</i>	JMU	SO	11	DB	44	38	82	7.5	0.0
29.	Joseph Peterson	GSU	FR	11		40	25	65	5.9	0.0	4.	Ronnie Akins	VU	SR	11	DB	60	19	79	7.2	0.0
30.	Terrance Woodard	GSU	JR	10		34	25	59	5.9	1.0	5.	<i>Aaron Roane</i>	RICHMOND	SO	11	DB	39	38	77	7.0	3.5
31.	Troy Russell	MAINE	SR	11		35	29	64	5.8	1.5	6.	<i>Joe Sarnese</i>	VU	SO	12	DB	55	26	81	6.8	0.0
	<i>Jamal Clay</i>	MAINE	JR	11	DB	31	33	64	5.8	0.0	7.	<i>Tye Smith</i>	TOWSON	SO	11	CB	52	22	74	6.7	2.5
	Tim Breaker	DELAWARE	SR	11		38	26	64	5.8	0.0	8.	Jakarie Jackson	JMU	SR	9	DB	43	17	60	6.7	1.0
34.	John Darr	ODU	JR	13	LB	35	40	75	5.8	2.0	9.	<i>Manny Asam</i>	UNH	JR	12	DB	55	21	76	6.3	1.5
35.	Alan Buzbee	UNH	SR	12	LB	46	23	69	5.8	0.0	10.	Jordan Dangerfield	TOWSON	SR	11	DB	43	26	69	6.3	0.0
36.	<i>Jake Giusti</i>	DELAWARE	JR	11		44	19	63	5.7	0.5	11.	Brian Thompson	W&M	SR	11	DB	38	30	68	6.2	0.0
37.	Devon Bridges	VU	SR	12	LB	42	26	68	5.7	4.5	12.	Clement Ani	URI	SR	9	DB	29	26	55	6.1	0.0
38.	Troy Eastman	MAINE	SR	11	LB	31	31	62	5.6	0.0	13.	<i>Khari Al-Mateen</i>	MAINE	SO	11	DB	38	29	67	6.1	0.0
39.	Chris Burnette	ODU	SR	13	DT	25	48	73	5.6	4.0	14.	<i>Jamal Clay</i>	MAINE	JR	11	DB	31	33	64	5.8	0.0
40.	<i>Reggie Barnette</i>	RICHMOND	SO	11	DB	29	31	60	5.5	0.0	15.	<i>Reggie Barnette</i>	RICHMOND	SO	11	DB	29	31	60	5.5	0.0
	Ricky Tunstall	DELAWARE	SR	11		40	20	60	5.5	1.0											
42.	Dontra Peters	UNH	SR	9	DB	41	8	49	5.4	0.5											
43.	Chase Williams	JMU	SR	10	LB	25	29	54	5.4	0.0											
	<i>Mackenzie Elliott</i>	URI	JR	10	DB	41	13	54	5.4	0.0											
45.	Theo Agnew	GSU	JR	11	DE	29	29	58	5.3	2.0											
	<i>Chris Houston</i>	UNH	JR	11	DB	49	9	58	5.3	0.0											
	<i>Tim Wienclaw</i>	URI	SO	11		40	18	58	5.3	0.0											
48.	Mark Hogan	GSU	JR	9		30	17	47	5.2	1.0											
49.	D'Mario Gunn	GSU	SR	11		42	14	56	5.1	0.0											
50.	<i>D. Houston-Carson</i>	W&M	FR	11	DB	36	19	55	5.0	0.0											
TACKLES (DL's)										TACKLES (Other positions)											
Rank	Name	Team	Cl	G	Pos	Solo	Ast	Total	Avg/G	Sack	Rank	Name	Team	Cl	G	Pos	Solo	Ast	Total	Avg/G	Sack
1.	Chris Burnette	ODU	SR	13	DT	25	48	73	5.6	4.0	1.	Paul Worriow	DELAWARE	SR	10		57	50	107	10.7	3.0
2.	Theo Agnew	GSU	JR	11	DE	29	29	58	5.3	2.0	2.	<i>Patrick Callaway</i>	DELAWARE	SO	11		48	20	68	6.2	1.0
3.	<i>Antoine Lewis</i>	VU	JR	12	DL	30	28	58	4.8	1.5	3.	<i>Jeff Williams</i>	DELAWARE	FR	10		35	26	61	6.1	6.5
4.	<i>Evan Kelly</i>	RICHMOND	SO	11	DL	20	31	51	4.6	3.5	4.	Joseph Peterson	GSU	FR	11		40	25	65	5.9	0.0
5.	Dom. Guinn-Bailey	ODU	SO	12	DT	18	34	52	4.3	2.5	5.	Terrance Woodard	GSU	JR	10		34	25	59	5.9	1.0
6.	<i>Michael Kozalakowski</i>	MAINE	FR	11	DL	25	22	47	4.3	5.0	6.	Tim Breaker	DELAWARE	SR	11		38	26	64	5.8	0.0
7.	Romale Tucker	TOWSON	SR	10	DE	23	19	42	4.2	4.0	7.	<i>Jake Giusti</i>	DELAWARE	JR	11		44	19	63	5.7	0.5
8.	<i>Kerry Wynn</i>	RICHMOND	JR	11	DL	24	21	45	4.1	4.5	8.	Ricky Tunstall	DELAWARE	SR	11		40	20	60	5.5	1.0
9.	Erik Saylor	ODU	SR	12	DT	16	32	48	4.0	2.5	9.	<i>Tim Wienclaw</i>	URI	SO	11		40	18	58	5.3	0.0
10.	<i>Matt Kaplan</i>	UNH	SO	12	DL	31	16	47	3.9	3.0	10.	Mark Hogan	GSU	JR	9		30	17	47	5.2	1.0
11.	Preston Smith	ODU	SO	13	DE	22	28	50	3.8	3.0	11.	D'Mario Gunn	GSU	SR	11		42	14	56	5.1	0.0
12.	<i>Matthew Wilson</i>	MAINE	SO	11	DL	10	31	41	3.7	1.0	12.	<i>Travis Hawkins</i>	DELAWARE	JR	10		36	14	50	5.0	0.0
	<i>James Timmins</i>	URI	JR	11	DL	24	17	41	3.7	0.0	13.	Demazio Skelton	GSU	SR	11		38	15	53	4.8	0.0
14.	Jared Smith	UNH	SR	11	DL	26	14	40	3.6	4.0	14.	Kail Singleton	GSU	JR	9		27	16	43	4.8	0.0
15.	Aaron Harper	JMU	SR	10	DL	12	24	36	3.6	3.0	15.	Akeen Felder	GSU	SR	11		33	19	52	4.7	0.5
TACKLES (LB's)																					
Rank	Name	Team	Cl	G	Pos	Solo	Ast	Total	Avg/G	Sack											
1.	Matt Evans	UNH	SR	12	LB	87	39	126	10.5	3.0											
2.	<i>Stephon Robertson</i>	JMU	JR	11	LB	48	53	101	9.2	1.0											
3.	Donte Dennis	MAINE	SR	10	LB	38	48	86	8.6	1.0											
4.	<i>Andrew Bose</i>	URI	SO	11	LB	52	34	86	7.8	1.0											
	Darius McMillan	RICHMOND	SR	11	LB	33	53	86	7.8	1.0											
6.	<i>Monte Gaddis</i>	TOWSON	SO	10	LB	40	34	74	7.4	5.0											
7.	<i>Eric Wright</i>	RICHMOND	SO	11	LB	34	44	78	7.1	0.0											
8.	Craig Wilkins	ODU	SR	13	LB	41	49	90	6.9	6.5											
9.	<i>Bryton Barr</i>	TOWSON	FR	11	LB	42	32	74	6.7	2.0											
	Jabrel Mines	W&M	SR	11	LB	37	37	74	6.7	0.5											
11.	Caleb Taylor	ODU	FR	13	LB	43	44	87	6.7	3.0											
12.	<i>Luke Rhodes</i>	W&M	FR	11	LB	31	41	72	6.5	0.0											
13.	Troy Russell	MAINE	SR	11	LB	35	29	64	5.8	1.5											
14.	John Darr	ODU	JR	13	LB	35	40	75	5.8	2.0											
15.	Alan Buzbee	UNH	SR	12	LB	46	23	69	5.8	0.0											

CAA Football All-Time Coaching Records

		-- OVERALL --		-- CONFERENCE --	
Coach	Years	Record	Pct.	Record	Pct.
1. Biff Glassford (UNH)	1946-1948	19-5-1	.780	7-1	.875
2. Vic Fusia (UMass)	1961-1970	59-32-2	.645	41-7-1	.847
3. Bobby Wilder (ODU)	2011-2012	21-5	.808	13-3	.813
4. Mike London (UR)	2008-2009	24-5	.828	13-3	.813
5. David Nelson (UM)	1949-1950	7-5-2	.571	5-1-1	.786
6. Dick MacPherson (UMass)	1971-1977	45-27-1	.623	28-8-1	.770
7. <b>Danny Rocco (UR)</b>	<b>2012-</b>	<b>8-3</b>	<b>.727</b>	<b>6-2</b>	<b>.750</b>
Bob Casciola (UC)	1971-1972	9-8-1	.528	7-2-1	.750
Tom Lichtenberg (UM)	1989	9-3	.750	6-2	.750
Charles Studley (UMass)	1960	7-2	.778	3-1	.750
Hal Kopp (URI)	1950, 52-55	28-11-2	.718	15-5-1	.738
Bob Pickett (UMass)	1978-1983	36-28	.563	22-8	.733
John Toner (UC)	1966-1970	20-24-3	.457	17-6-2	.720
Harold "Tubby" Raymond (UD)	1966-2001	300-119-3	.714	89-38	.701
Mark Whipple (UMass)	1998-2003	49-26	.653	35-16	.686
Tim Murphy (UM)	1987-1988	15-8	.652	10-5	.667
Rick Taylor (BU)	1977-1984	55-32-1	.631	26-14	.650
Thomas Eck (UMass)	1945, 47-51	17-23-4	.432	6-3-1	.650
Bob Ingalls (UC)	1952-1963	49-54-3	.476	29-16-3	.635
Don Brown (NU, UMass)	2000-03, 04-08	70-39	.642	47-28	.627
<i>Northeastern</i>		27-20	.574	18-17	.514
<i>Massachusetts</i>		42-19	.689	29-11	.725
Rip Scherer (JMU)	1991-1994	29-19	.604	10-6	.625
Larry Naviaux (UC)	1973-1976	18-24-1	.430	13-8-1	.614
J.O. Christian (UC)	1934-1949	66-51-4	.562	5-3-1	.611
Hal Westerman (UM)	1951-1966	80-38-7	.668	41-26-5	.604
Dave Clawson (UR)	2004-2007	29-20	.592	19-13	.594
<b>Mickey Matthews (JMU)</b>	<b>1999-</b>	<b>103-65</b>	<b>.613</b>	<b>68-47</b>	<b>.591</b>
<b>Andy Talley (VU)</b>	<b>1985-</b>	<b>198-120-1</b>	<b>.623</b>	<b>119-84</b>	<b>.586</b>
<b>Jimmy Laycock (WM)</b>	<b>1980-</b>	<b>215-160-2</b>	<b>.573</b>	<b>93-70</b>	<b>.571</b>
Bill Bowes (UNH)	1972-1998	175-106-5	.621	97-74-2	.567
<b>Sean McDonnell (UNH)</b>	<b>1999-</b>	<b>104-66</b>	<b>.612</b>	<b>65-50</b>	<b>.565</b>
Rick Forzano (UC)	1964-1965	7-10-1	.417	4-3-1	.563
Skip Holtz (UC)	1994-1998	34-23	.597	22-18	.550
Jim Root (UNH)	1968-1971	18-14-1	.561	11-9	.550
Tom Jackson (UC)	1983-1993	62-57	.521	42-35	.545
K.C. Keeler (UD)	2002-2012	86-52	.623	49-41	.544
Jim Reid (UMass, UR)	1986-91, 95-03	84-82-3	.506	61-60	.504
<i>Massachusetts</i>		36-29-2	.552	26-20	.565
<i>Richmond</i>		48-53-1	.475	35-40	.467
Latrell Scott (UR)	2010	6-5	.545	4-4	.500
Dan Allen (BU)	1990-1995	36-33	.522	24-24	.500
Alex Wood (JMU)	1995-1998	23-22	.511	16-16	.500
Dal Shealy (UR)	1980-1988	43-57	.430	11-11	.500
Bob Stull (UMass)	1984-1985	10-12	.455	5-5	.500
George Allen (UM)	1941, 46-48	16-11-2	.586	3-3	.500
Joe Gardi (HOF)	2001-2005	119-62-2	.656	21-22	.488
Walt Nadzak (UC)	1977-1982	24-39-2	.385	14-15-1	.483
Mike Hodges (UMass)	1992-1997	35-30	.538	23-25	.479
<b>Jack Cosgrove (UM)</b>	<b>1993-</b>	<b>111-118</b>	<b>.485</b>	<b>76-87</b>	<b>.466</b>
<b>Rob Ambrose (TU)</b>	<b>2009-</b>	<b>19-26</b>	<b>.422</b>	<b>14-18</b>	<b>.438</b>
Chris Palmer (BU)	1988-1989	8-14	.364	7-9	.438
Chief Boston (UNH)	1949-1964	60-57-10	.512	25-34-8	.433
Bob Clifford (VER)	1962-1969	37-29-1	.560	15-20-1	.431
Jack Gregory (URI)	1970-1975	22-33-2	.404	13-18-1	.422
Kevin Morris (UMass)	2009-2011	16-17	.485	10-14	.417
Buddy Teevens (UM)	1985-1986	13-9	.591	5-7	.417
Herb Maack (URI)	1956-1960	17-22-2	.439	8-12-2	.409
Randy Edsall (UC)	1999	4-7	.364	3-5	.375
Bob Griffin (URI)	1976-1992	79-107-1	.425	37-67	.356
Rocky Hager (NU)	2004-2009	20-47	.299	16-32	.333
Kirk Ferentz (UM)	1990-1992	12-21	.363	8-16	.333
Paul Kemp (BU)	1973-1976	16-24-1	.402	7-14	.333
Arthur Valpey (UC)	1950-1951	7-9	.438	2-4	.333
Barry Gallup (NU)	1991-1999	38-60-1	.389	18-38	.321
Walter Abbott (UM)	1967-1975	27-53	.338	15-32	.319
Steve Stetson (BU)	1985-1987	10-23	.303	6-13	.316
Jack Zilly (URI)	1963-1969	21-41-2	.344	10-23-2	.314
Dave Cohen (HOF)	2006-2009	18-27	.400	10-22	.313
Floyd Keith (URI)	1993-1999	23-53	.303	17-39	.304
Ron Rogerson (UM)	1981-1984	19-23-1	.454	6-14	.300
Joe Yukica (UNH)	1966-1967	7-9	.438	3-7	.300
Tim Stowers (UR)	2000-2007	33-57	.367	20-47	.299
Carl Falivene (VER)	1972-1974	11-17	.393	5-12	.294
John C. Evans (VER)	1947-1951	15-21-2	.421	3-8-1	.292
Charlie O'Rourke (UMass)	1952-1959	21-39-4	.359	8-21-1	.283
Jim Marshall (UR)	1989-1994	19-47	.288	12-36	.250
John Chironna (URI)	1961-1962	4-11-3	.306	2-7-1	.250
Ed Doherty (URI)	1951	3-5	.375	1-3	.250
Gordy Combs (TU)	2004-2008	22-34	.393	9-31	.225
Joe Scannella (VER)	1970-1971	2-16	.111	2-8	.200
Jack Bicknell (UM)	1976-1980	18-35-1	.343	4-20-1	.180
<b>Joe Trainer (URI)</b>	<b>2009-</b>	<b>9-35</b>	<b>.205</b>	<b>6-28</b>	<b>.176</b>
Bill Curry (GSU)	2012	1-10	.091	1-7	.125
Darren Rizzi (VER)	2008	3-9	.250	1-7	.125
Ed Donnelly (VER)	1952-1961	25-40-5	.393	2-15	.118
Bill Beck (URI)	1941, 46-49	12-22-2	.361	1-11	.083
Tom Masella (BU)	1996-1997	2-20	.091	1-15	.063
Wayne Lineburg (UR)	2011	3-8	.273	0-8	.000
Andy Mooradian (UNH)	1965	0-8	.000	0-5	.000

CAA All-Time Wins

1. Andy Talley (VU)	119
2. Bill Bowes (UNH)	97
3. Jimmy Laycock (WM)	93
4. Harold "Tubby" Raymond (UD)	89
5. Jack Cosgrove (UM)	76
6. Mickey Matthews (JMU)	68
7. Sean McDonnell (UNH)	66
8. Jim Reid (UMass, UR)	61
9. K.C. Keeler (UD)	49
10. Don Brown (NU, UMass)	47
11. Tom Jackson (UC)	42
12. Hal Westerman (UM)	41
13. Vic Fusia (UMass)	41
14. Bob Griffin (URI)	37
15. Mark Whipple (UMass)	35
16. Bob Ingalls (UC)	29
17. Dick MacPherson (UMass)	28
18. Rick Taylor (BU)	26
19. Chief Boston (UNH)	25
20. Dan Allen (BU)	24
21. Mike Hodges (UMass)	23
22. Skip Holtz (UC)	22
23. Bob Pickett (UMass)	22
24. Joe Gardi (HOF)	21
25. Tim Stowers (UR)	20
26. Dave Clawson (UR)	19
27. Barry Gallup (NU)	18
28. Floyd Keith (URI)	17
29. John Toner (UC)	17
30. Rocky Hager (NU)	16
31. Alex Wood (JMU)	16
32. Walter Abbott (UM)	15
33. Bob Clifford (VER)	15
34. Hal Kopp (URI)	15
35. Walt Nadzak (UC)	14
36. Rob Ambrose (TU)	13
37. Bobby Wilder (ODU)	13
38. Mike London (UR)	13
39. Jack Gregory (UC)	13
40. Larry Naviaux (UR)	13
41. Jim Marshall (UR)	12
42. Jim Root (UNH)	11
43. Dal Shealy (UR)	11
44. Dave Cohen (HOF)	10
45. Kevin Morris (UMass)	10
46. Tim Murphy (UM)	10
47. Rip Scherer (JMU)	10
48. Jack Zilly (URI)	10
49. Gordy Combs (TU)	9
50. Kirk Ferentz (UM)	8
51. Herb Maack (URI)	8
52. Charlie O'Rourke (UMass)	8
53. Bob Casciola (UC)	7
54. Biff Glassford (UNH)	7
55. Paul Kemp (BU)	7
56. Chris Palmer (BU)	7
57. Danny Rocco (UR)	6
58. Joe Trainer (URI)	6
59. Thomas Eck (UMass)	6
60. Tom Lichtenberg (UM)	6
61. Ron Rogerson (UM)	6
62. Steve Stetson (BU)	6
63. J.O. Christian (UC)	5
64. Carl Falivene (VER)	5
65. David Nelson (UMass)	5
66. Bob Stull (UMass)	5
67. Buddy Teevens (UM)	5
68. Jack Bicknell (UM)	4
69. Rick Forzano (UC)	4
70. Latrell Scott (UR)	4
71. George Allen (UM)	3
72. Randy Edsall (UC)	3
73. John C. Evans (VER)	3
74. Charles Studley (UMass)	3
75. Joe Yukica (UNH)	3
76. John Chironna (URI)	2
77. Ed Donnelly (VER)	2
78. Joe Scannella (VER)	2
79. Arthur Valpey (UC)	2
80. Bill Curry (GSU)	1
81. Darren Rizzi (URI)	1
82. Bill Beck (URI)	1
83. Ed Doherty (URI)	1
84. Tom Masella (BU)	1
85. Wayne Lineburg (UR)	0
86. Andy Mooradian (UNH)	0

## All-Time Passing Records

### Pass Completions - Career

Comp.	Name	School	Years
1,122	Ricky Santos	New Hampshire	2004-2007
1,044	Sean Schaefer	Towson	2005-2008
868	Chris Boden	Villanova	1996-1999
833	Brett Gordon	Villanova	1999-2002
830	Liam Coen	Massachusetts	2005-2008
803	Matt DeGennaro	Connecticut	1987-1990
784	Eric Ward	Richmond	2006-2009
755	Ron Whitcomb	Maine	2003-2006
691	Chris Hixson	Rhode Island	1993-1996
676	Dave Corley, Jr.	William and Mary	1999-2002

### Passing Touchdowns - Career

TD	Name	School	Years
123	Ricky Santos	New Hampshire	2004-2007
99	Chris Boden	Villanova	1996-1999
90	Liam Coen	Massachusetts	2005-2008
83	Brett Gordon	Villanova	1999-2002
78	Tom Ehrhardt	Rhode Island	1984-1985
76	Sean Schaefer	Towson	2005-2008
73	Dave Corley, Jr.	William and Mary	1999-2002
73	Matt DeGennaro	Connecticut	1987-1990
73	Shane Stafford	Connecticut	1995-1998
69	Taylor Heinicke	Old Dominion	2011-2012
69	Mike Buck	Maine	1986-1989

### Yards Gained - Career

Yards	Name	School	Years
13,212	Ricky Santos	New Hampshire	2004-2007
11,644	Sean Schaefer	Towson	2005-2008
11,031	Liam Coen	Massachusetts	2005-2008
10,166	Chris Boden	Villanova	1996-1999
9,805	Dave Corley, Jr.	William and Mary	1999-2002
9,639	Brett Gordon	Villanova	1999-2002
9,288	Matt DeGennaro	Connecticut	1987-1990
8,969	Eric Ward	Richmond	2006-2009
8,845	Mike Buck	Maine	1986-1989
8,839	Shane Stafford	Connecticut	1995-1998

### Yards Gained - Game

Yards	Name (School)	Opponent	Date
730	Taylor Heinicke (ODU)	New Hampshire	9/22/12
566	Tom Ehrhardt (URI)	Connecticut	11/16/85
560	Bobby Seck (HOF)	Rhode Island	9/25/04
556	Matt Nagy (UD)	Connecticut	11/7/98
538	Ricky Santos (UNH)	Villanova	10/2/04
530	Taylor Heinicke (ODU)	Duquesne	9/1/12
522	Mickey Fein (UM)	Connecticut	10/11/97
520	Tom Ehrhardt (URI)	Lehigh	10/12/85
497	Taylor Heinicke (ODU)	Coastal Carolina	12/1/12
496	Bobby Seck (HOF)	Liberty	11/22/03

Senior Record: 566 ..... Tom Ehrhardt (URI) vs. Connecticut (11/16/85)  
 Junior Record: 560 ..... Bobby Seck (HOF) vs. Rhode Island (9/25/04)  
 Sophomore Record: 730 ..... Taylor Heinicke (ODU) vs. New Hampshire (9/22/12)  
 Freshman Record: 538 ..... Ricky Santos (UNH) vs. Villanova (10/2/04)

### Average Yards Gained - Season

(minimum 3,000 yards)

Avg.	Name (School)	Cl.	Gms.	Yards	Year
393.8	Taylor Heinicke (ODU)	So.	13	5,120	2012
346.8	Tom Ehrhardt (URI)	Sr.	13	4,508	1985
303.3	Sean Schaefer (TU)	So.	10	3,033	2006
302.0	Anton Clarkson (HOF)	Jr.	10	3,020	2005
299.7	Robert Dougherty (BU)	Sr.	12	3,596	1994
297.7	Tom Ehrhardt (URI)	Jr.	13	3,870	1984
297.3	Rocky Butler (HOF)	Sr.	12	3,568	2001
292.1	Ricky Santos (UNH)	So.	13	3,797	2005
290.2	Kevin Foley (BU)	Sr.	11	3,192	1995
286.0	Brett Gordon (VU)	Sr.	15	4,290	2002

Senior Record: 346.8 ..... Tom Ehrhardt (URI), 1985  
 Junior Record: 302.0 ..... Anton Clarkson (HOF), 2005  
 Sophomore Record: 393.8 ..... Taylor Heinicke (ODU), 2012  
 Freshman Record: 255.2 ..... Ricky Santos (UNH), 2004

## INDIVIDUAL RECORDS

### Most Pass Attempts - Game

79 ..... Taylor Heinicke (ODU) vs. New Hampshire, 9/22/12

### Most Pass Completions - Game

55 ..... Taylor Heinicke (ODU) vs. New Hampshire, 9/22/12

### Most Pass Completions - Season

398 ..... Taylor Heinicke (ODU), 2012

### Most Completions Per Game - Season

30.6 ..... Taylor Heinicke (ODU), 2012

### Most Pass Attempts - Season

645 ..... Tom Ehrhardt (URI), 1985

### Most Pass Attempts - Career

1,636 ..... Ricky Santos (UNH), 2004-07

### Most Touchdown Passes - Game

8 ..... Bobby Seck (HOF) vs. Rhode Island, 9/25/04  
 8 ..... Tom Ehrhardt (URI) vs. Connecticut, 11/16/85

### Most Touchdown Passes - Season

44 ..... Taylor Heinicke (ODU), 2012

### Most Interceptions Thrown - Game

6 ..... Six times  
 ..... Last by Jake Phillips (WM) vs. Richmond, 11/22/08

### Most Interceptions Thrown - Season

27 ..... Tom Ehrhardt (URI), 1985

### Most Interceptions Thrown - Career

59 ..... Sean Schaefer (TU), 2005-08

### Longest Pass

98 ..... R.J. Archer-to-Cameron Dohse (WM) vs. Villanova, 12/11/09  
 98 ..... Steve Monaco-to-Emerson Foster (URI) vs. Holy Cross, 9/3/88

## TEAM RECORDS

### Most Passing Attempts - Game

90 ..... Rhode Island vs. Furman, 12/7/85

### Most Passing Attempts - Season

761 ..... Rhode Island, 1985 (13 Games)

### Most Pass Completions - Game

55 ..... Old Dominion vs. New Hampshire, 9/22/12

### Most Pass Completions - Season

419 ..... Rhode Island, 1985 (13 Games)

### Highest Completion Percentage - Season

73.2 ..... New Hampshire, 2007 (12 Games)

### Most Passing Yards - Game

730 ..... Old Dominion vs. New Hampshire, 9/22/12

### Most Passing Yards - Season

5,321 ..... Rhode Island, 1985 (13 Games)

### Most Touchdown Passes - Game

8 ..... Twice, Last by Hofstra vs. Rhode Island, 9/25/04

### Most Touchdown Passes - Season

47 ..... Rhode Island, 1985 (13 Games)

### Most First Downs Passing - Game

37 ..... Old Dominion vs. New Hampshire, 9/22/12

### Most First Downs Passing - Season

256 ..... Rhode Island, 1985 (13 Games)

## Annual Passing Leaders

### Completions

Year	Name (Team)	Completions
1978	Steve Tosches (URI)	114
1979	Mike McEvilly (UM)	107
1980	Ken Sweitzer (UC)	127
1981	Ken Sweitzer (UC)	145
1982	Rich LaBonte (UM)	112
1983	Dave Weinke (URI)	150
1984	Tom Ehrhardt (URI)	308
1985	Tom Ehrhardt (URI)	283
1986	Peter Lane (UC)	187
1987	Mike Buck (UM)	232

### Passing Efficiency

(since ratings system - 1988)

Year	Name (Team)	Rating
1988	Matt DeGennaro (UC)	126.4
1989	Mike Buck (UM)	159.6
1990	Matt Griffin (UNH)	125.8
1991	Tom Colombo (VU)	133.0
1992	Greg Lilly (UR)	157.0
1993	Shawn Knight (WM)	204.6
1994	Shawn Knight (WM)	151.3
1995	Leo Hamlett (UD)	165.4
1996	Mike Cook (WM)	142.5
1997	Chris Boden (VU)	174.0
1998	Matt Nagy (UD)	157.0
1999	Dave Corley, Jr. (WM)	141.3
2000	Brett Gordon (VU)	153.5
2001	Rocky Butler (HOF)	166.2
2002	Dave Corley, Jr. (WM)	144.6
	Brett Gordon (VU)	144.6
2003	Lang Campbell (WM)	152.1
2004	Lang Campbell (WM)	158.7
2005	Ricky Santos (UNH)	170.3
2006	Justin Rascatti (JMU)	164.0
2007	Ricky Santos (UNH)	163.1
2008	Rodney Landers (JMU)	170.7
2009	Chris Whitney (VU)	151.6
2010	Pat Devlin (UD)	151.6
2011	Grant Enders (TU)	153.7
2012	Taylor Heinicke (ODU)	162.6

Active players in italics

## All-Time Rushing Records

### Yards Gained - Career

Yards	Name	School	Years
6,250	Marcel Shipp	Massachusetts	1997-2000
6,193	Jerry Azumah	New Hampshire	1995-1998
5,332	Steve Baylark	Massachusetts	2003-2006
4,624	Rene Ingoglia	Massachusetts	1992-1995
4,587	Daryl Brown	Delaware	1991-1994
4,541	Jonathan Grimes	William and Mary	2008-2011
4,499	Brian Westbrook	Villanova	1997-2001
4,436	Paul Lewis	Boston University	1981-1984
4,364	Omar Cuff	Delaware	2004-2007
4,025	Carl Smith	Maine	1988-1991

### Average Yards Gained - Season

(Minimum 1,000 Yards)

Avg.	Name (School)	Cl.	Gms.	Yards	Year
199.6	Jerry Azumah (UNH)	Sr.	11	2,195	1998
181.6	Marcel Shipp (UMass)	So.	14	2,542	1998
159.6	L.J. McKanas (NU)	Sr.	11	1,756	2001
157.1	Carl Smith (UM)	So.	12	1,885	1989
148.6	Pat Abbruzzi (URI)	So.	8	1,189	1952
148.3	Garry Pearson (UMass)	Sr.	11	1,631	1982
147.5	Lorenzo Bouier (UM)	Sr.	11	1,622	1982
145.7	Brian Westbrook (VU)	Sr.	11	1,603	2001
144.1	Jerry Azumah (UNH)	Jr.	11	1,585	1997
142.9	Curtis Keaton (JMU)	Sr.	12	1,715	1999

Senior Record: 199.6 ..... Jerry Azumah (UNH), 1998  
 Junior Record: 144.1 ..... Jerry Azumah (UNH), 1997  
 Sophomore Record: 181.6 ..... Marcel Shipp (UMass), 1998  
 Freshman Record: 138.1 ..... Jerry Azumah (UNH), 1995

### Yards Gained - Game

Yards	Name (School)	Opponent	Date
337	Frank Alessio (UMass)	Boston University	11/11/95
329	Jerry Azumah (UNH)	Hofstra	11/7/98
313	Rene Ingoglia (UMass)	Rhode Island	10/1/94
306	Pat Abbruzzi (URI)	New Hampshire	10/4/52
302	Lorenzo Bouier (UM)	Northeastern	11/1/80
300	Jerry Azumah (UNH)	Boston University	11/15/97
295	Tim Hightower (UR)	Bucknell	9/22/07
288	Omar Cuff (UD)	Delaware State	11/23/07
288	Garry Pearson (UMass)	American Int'l	11/20/82
287	Brian Westbrook (VU)	Hofstra	11/10/01

Senior Record: 329 ..... Jerry Azumah (UNH) vs. Hofstra (11/7/98)  
 Junior Record: 337 ..... Frank Alessio (UMass) vs. Boston Univ. (11/11/95)  
 Sophomore Record: 306 ..... Pat Abbruzzi (URI) vs. UNH (10/4/52)  
 Freshman Record: 264 ..... Jerry Azumah (UNH) vs. Villanova (11/11/95)

### Total Carries - Career

Att.	Name	School	Years
1,215	Marcel Shipp	Massachusetts	1997-2000
1,104	Steve Baylark	Massachusetts	2003-2006
1,045	Jerry Azumah	New Hampshire	1995-1998
972	Paul Lewis	Boston University	1981-1984
936	Jonathan Grimes	William and Mary	2008-2011
925	Omar Cuff	Delaware	2004-2007
905	Rene Ingoglia	Massachusetts	1992-1995
879	Lorenzo Bouier	Maine	1979-1982
819	Maurice Murray	Northeastern	2004-2007
814	Bill Burnham	New Hampshire	1974-1977

### Rushing Touchdowns - Career

TD	Name	School	Years
65	Omar Cuff	Delaware	2004-2007
60	Jerry Azumah	New Hampshire	1995-1998
58	Marcel Shipp	Massachusetts	1997-2000
55	Paul Lewis	Boston University	1981-1984
54	Rene Ingoglia	Massachusetts	1992-1995
54	Brian Westbrook	Villanova	1997-2001
49	Bill Burnham	New Hampshire	1974-1977
47	Daryl Brown	Delaware	1991-1994
<b>43</b>	<b>Terrance West</b>	<b>Towson</b>	<b>2011-</b>
43	Norm Ford	New Hampshire	1986-1989
43	Maurice Murray	Northeastern	2004-2007

## INDIVIDUAL RECORDS

### Most Rushing Attempts - Game

55 ..... Maurice Murray (NU) vs. New Hampshire, 11/3/07

### Most Rushing Attempts - Season

428 ..... Marcel Shipp (UMass), 1998 (14 games)

### Average Rushes Per Game - Season

31.7 (349) ..... Lorenzo Bouier (UM), 1980

### Most Rushing Touchdowns - Game

6 ..... Omar Cuff (UD) vs. William and Mary, 8/30/07

### Most Rushing Touchdowns - Season

35 ..... Omar Cuff (UD), 2007 (15 games)

### Average Rushing Touchdowns Per Game - Season

2.6 (29) ..... Terrance West (TU), 2011

### Longest Rush - Game

99 ..... Pat Abbruzzi (URI) vs. New Hampshire, 10/4/52

99 ..... Gerry White (UC) vs. Rhode Island, 11/12/60

## TEAM RECORDS

### Most Rushing Attempts - Game

84 ..... Maine vs. Bowdoin, 11/6/54

### Most Rushing Attempts - Season

778 ..... Richmond, 2000 (13 games)

### Most Rushing Yards - Game

593 ..... Northeastern vs. Stonehill, 8/30/03

### Most Rushing Yards - Season

4,009 ..... Rhode Island, 2003 (12 games)

### Most Rushing Yards Per Game - Season

334.1 ..... Rhode Island, 2003 (12 games)

### Most Rushing Touchdowns - Game

9 ..... Northeastern vs. Stonehill, 8/30/03

### Most Rushing Touchdowns - Season

49 ..... Delaware, 1992 (14 games)

### Most First Downs Rushing - Game

27 ..... Connecticut vs. Rhode Island, 11/15/58

### Most First Downs Rushing - Season

210 ..... Delaware, 1993 (13 games)

## Annual Rushing Leaders

Year	Name (Team)	Average	Yards
1978	Mal Najarian (BU)	143.0	1,001
1979	Mal Najarian (BU)	114.0	1,137
1980	Lorenzo Bouier (UM)	147.5	1,622
1981	Gregg Drew (BU)	125.0	1,250
1982	Garry Pearson (UMass)	148.3	1,631
1983	Paul Lewis (BU)	133.6	1,603
1984	Andre Garron (UNH)	143.4	1,004
1985	Andre Garron (UNH)	111.0	888
1986	Randy Pettus (BU)	87.4	874
1987	Erwin Matthews (UR)	110.6	1,327
1988	George Boothe (UC)	91.1	1,002
1989	Carl Smith (UM)	152.7	1,680
1990	Barry Bourassa (UNH)	106.3	957
1991	Jerome Bledsoe (UMass)	140.3	1,545
1992	Uly Scott (UR)	119.8	1,318
1993	Rene Ingoglia (UMass)	116.8	1,285
1994	Rene Ingoglia (UMass)	136.8	1,505
1995	Frank Alessio (UMass)	116.0	1,276
1996	Jerry Azumah (UNH)	118.9	1,308
1997	Jerry Azumah (UNH)	143.3	1,576
1998	Jerry Azumah (UNH)	199.6	2,195
1999	Curtis Keaton (JMU)	142.9	1,715
2000	Brian Westbrook (VU)	110.9	1,220
2001	L. J. McKanas (NU)	159.6	1,756
2002	Marcus Williams (UM)	100.4	1,406
2003	Germaine Bennett (UD)	101.6	1,625
2004	Steve Baylark (UMass)	103.5	1,138
2005	Joe Casey (URI)	113.2	1,245
2006	Steve Baylark (UMass)	130.7	1,960
2007	Tim Hightower (UR)	137.4	1,924
2008	Rodney Landers (JMU)	126.4	1,770
2009	Jonathan Grimes (WM)	92.4	1,294
<b>2010</b>	<b>Andrew Pierce (UD)</b>	<b>110.3</b>	<b>1,655</b>
2011	Jonathan Grimes (WM)	130.1	1,431
<b>2012</b>	<b>Terrance West (TOW)</b>	<b>104.6</b>	<b>1,046</b>

Active players in italics

## All-Time Receiving Records

### Yards Gained - Career

Yards	Name	School	Years
4,655	David Ball	New Hampshire	2003-2006
4,168	Rich Musinski	William and Mary	2000-2003
3,944	Brian Forster	Rhode Island	1983-1987
3,872	Brian Finneran	Villanova	1994-1997
3,737	Eddie Conti	Delaware	1994-1998
3,579	Bill Brooks	Boston University	1982-1985
3,535	Mark Didio	Connecticut	1988-1991
3,419	Dave Klemic	Northeastern	1997-2000
3,350	Cory Parks	Northeastern	2002-2005
3,346	Courtney Batts	Delaware	1994-1997

### Average Yards Gained - Season

(Minimum 1,000 Yards)

Avg.	Name (School)	Cl.	Gms.	Yards	Year
155.6	Eddie Conti (UD)	Sr.	11	1,712	1998
139.9	Brian Forster (URI)	Jr.	13	1,819	1985
125.3	David Ball (UNH)	So.	12	1,504	2004
123.1	Mark Didio (UC)	Sr.	11	1,354	1991
119.3	David Ball (UNH)	Jr.	13	1,551	2005
116.1	Rich Musinski (WM)	Jr.	12	1,393	2001
113.2	Dominique Thompson (WM)	Sr.	14	1,585	2004
112.8	Kahmal Roy (HOF)	Sr.	12	1,354	2001
110.0	Bill Brooks (BU)	Sr.	11	1,210	1985
109.7	David McLeod (JMU)	Sr.	11	1,207	1993

Senior Record: 155.6 ..... Eddie Conti (UD), 1998  
 Junior Record: 139.9 ..... Brian Forster (URI), 1985  
 Sophomore Record: 125.3 ..... David Ball (UNH), 2004  
 Freshman Record: 85.3 ..... Charles Sullivan (HOF), 2004

### Yards Gained - Game

Yards	Name (School)	Opponent	Date
354	Eddie Conti (UD)	Connecticut	11/7/98
327	Brian Forster (URI)	Brown	9/28/85
299	Brian Forster (URI)	Lehigh	10/12/85
284	David Ball (UNH)	Villanova	10/2/04
275	Shawn Leonard (URI)	New Hampshire	11/7/09
271	Nick Mayers (ODU)	New Hampshire	9/22/12
267	Marques Colston (HOF)	Liberty	11/22/03
262	Victor Cruz (UMass)	James Madison	9/13/08
252	Brian Forster (URI)	Richmond	12/1/84
248	Carnell Henderson (BU)	Rhode Island	10/8/94

Senior Record: 354 ..... Eddie Conti (UD) vs. Connecticut (11/7/98)  
 Junior Record: 327 ..... Brian Forster (URI) vs. Brown (9/28/85)  
 Sophomore Record: 284 ..... David Ball (UNH) vs. Villanova (10/2/04)  
 Freshman Record: 213 ..... Charles Sullivan (HOF) vs. URI (9/25/04)

### Pass Receptions - Career

Rec.	Name	School	Years
304	David Ball	New Hampshire	2003-2006
284	Brian Forster	Rhode Island	1983-1987
265	Brian Finneran	Villanova	1994-1997
243	Tre Gray	Richmond	2008-2011
239	Mark Didio	Connecticut	1988-1991
238	Charles Sullivan	Hofstra	2004-2007
236	Murle Sango	Villanova	1998-2001
228	Bill Brooks	Boston University	1982-1985
225	Marcus Lee	Towson	2005-2008
225	Darren Altieri	Boston University	1987-1990

### Average Pass Receptions - Season

Avg.	Name (School)	Cl.	Gms.	Rec.	Year
9.85	Brian Forster (URI)	Jr.	13	128	1985
8.91	Murle Sango (VU)	So.	11	98	1999
8.64	Tre Gray (UR)	Sr.	11	95	2011
8.27	Eddie Conti (UD)	Sr.	11	91	1998
8.09	Brian Westbrook (VU)	So.	11	89	1998
8.00	Mark Didio (UC)	Sr.	11	88	1991
8.00	Rameek Wright (UM)	Sr.	11	88	1997
7.82	Charles Sullivan (HOF)	Sr.	11	86	2007
7.69	Brian Forster (URI)	So.	13	100	1984
7.55	J.J. Outlaw (VU)	Sr.	11	83	2005

Senior Record: 8.64 ..... Tre Gray (UR), 2011  
 Junior Record: 9.85 ..... Brian Forster (URI), 1985  
 Sophomore Record: 8.91 ..... Murle Sango (VU), 1999  
 Freshman Record: 6.18 ..... Charles Sullivan (HOF), 2004

### Pass Receptions - Game

Rec.	Name (School)	Opponent	Date
18	Landis Williams (UM)	Rhode Island	11/14/09
18	Brian Forster (URI)	Brown	9/28/85
18	Brian Forster (URI)	Richmond	12/1/84
17	Arel Gordon (UM)	New Hampshire	11/18/06
17	Rameek Wright (UM)	Buffalo	11/16/96
17	Brian Forster (URI)	Lehigh	10/12/85
16	Tre Gray (UR)	New Hampshire	9/24/11
16	David Boler (UD)	Navy	10/30/04
16	Justin Long (UD)	Maine	10/2/04
16	Brian Finneran (VU)	Youngstown St.	12/16/97
16	Brian Finneran (VU)	Connecticut	10/5/96

Senior Record: 18 ..... Landis Williams (UM) vs. Rhode Island (11/14/09)  
 Junior Record: 18 ..... Brian Forster (URI) vs. Brown (9/28/85)  
 Sophomore Record: 18 ..... Brian Forster (URI) vs. Richmond (12/1/84)  
 Freshman Record: 14 ..... John Perry (UNH) vs. Richmond (10/21/89)

### Receiving Touchdowns - Career

TD	Name	School	Years
58	David Ball	New Hampshire	2003-2006
41	Dave Klemic	Northeastern	1997-2000
38	Dameon Reilly	Rhode Island	1983-1985
34	Cory Parks	Northeastern	2002-2005
34	Brian Finneran	Villanova	1994-1997
32	Bill Brooks	Boston University	1982-1985
32	Brian Forster	Rhode Island	1983-1987
32	Adrian Zullo	Massachusetts	1998-2002
31	Rich Musinski	William and Mary	2000-2003
31	Eddie Conti	Delaware	1994-1998

### Consecutive Games With A Reception

45 ..... Marcus Lee (TU), 2005-2008

### Receiving Touchdown - Season

TD	Name (School)	Cl.	Gms.	Year
24	David Ball (UNH)	Jr.	13	2005

### Receiving Touchdowns - Game

Rec.	Name (School)	Opponent	Date
5	Andrae Brown (TU)	Northeastern	9/24/05

### Annual Receptions Leaders

Year	Name (Team)	Rec.	Yards
1978	Dave Loehle (UNH)	37	514
1979	Kevin O'Connor (UM)	33	518
1980	Reggie Eccleston (UC)	50	1,081
1981	Keith Hugger (UC)	57	1,145
1982	Tom Mut (URI)	45	803
1983	Bill Brooks (BU)	56	891
1984	Brian Forster (URI)	100	1,357
1985	Brian Forster (URI)	115	1,617
1986	Dennis Gadbois (BU)	70	1,095
1987	Curtis Olds (UNH)	61	807
1988	Glenn Antrum (UC)	77	1,130
1989	Darren Altieri (BU)	75	868
1990	Mark Didio (UC)	78	1,153
1991	Mark Didio (UC)	88	1,354
1992	Darren Rizzi (URI)	74	1,103
1993	David Gamble (UNH)	67	1,138
1994	Cy Butler (URI)	73	808
1995	Ed Mantie (BU)	81	943
1996	Brian Finneran (VU)	81	1,207
1997	Rameek Wright (UM)	88	1,169
1998	Eddie Conti (UD)	91	1,712
1999	Murle Sango (VU)	98	1,064
2000	Dwayne Wilmot (UM)	67	995
2001	Stefan Gomes (UM)	81	1,069
2002	Brian White (VU)	72	805
2003	Rich Musinski (WM)	63	888
2004	David Ball (UNH)	86	1,504
2005	David Ball (UNH)	87	1,551
2006	David Ball (UNH)	93	1,114
2007	Charles Sullivan (HOF)	86	991
2008	Victor Cruz (UMass)	71	1,064
2009	Landis Williams (UM)	71	798
2010	Terrance Fox (UNH)	80	821
2011	Tre Gray (UR)	95	1,187
2012	Nick Mayers (ODU)	79	1,233

Active players in italics

## All-Time Scoring Records

### TEAM RECORDS

#### Most Points - Two Teams

125	Old Dominion 64, New Hampshire 61	9/22/12
125	Connecticut 125, Newport NTS 0	1949
118	Richmond 62, Delaware 56 (SOT)	11/10/07
115	Maine 59, Delaware 56 (2OT)	10/31/87
113	Delaware 58, West Chester 55	9/24/94
113	Rhode Island 58, Maine 55 (6OT)	9/18/82
111	Delaware 59, Navy 52	10/27/07
106	Massachusetts 64, New Hampshire 42	11/19/88
106	New Hampshire 59, Maine 47	11/19/05
105	Hofstra 62, Rhode Island 43	9/25/04
105	Villanova 65, Buffalo 40	11/14/98

#### Fewest Points - Two Teams

0	Maine 0, New Hampshire 0	10/13/51
0	Connecticut 0, New Hampshire 0	11/3/56
0	Connecticut 0, Rhode Island 0	11/16/57
0	Maine 0, Rhode Island 0	9/26/59
0	Massachusetts 0, Northeastern 0	10/24/59
0	Massachusetts 0, Harvard 0	9/28/63
0	Connecticut 0, New Hampshire 0	10/31/64
0	Connecticut 0, Rhode Island 0	11/12/66
0	Rhode Island 0, Vermont 0	10/14/67
2	Maine 2, Connecticut 0	10/21/61

#### Fewest Points - Two Teams

(since overtime was implemented - 1982)

3	Albany 3, Maine 0	9/2/10
3	Rhode Island 3, Maine 0	10/28/06
3	Massachusetts 3, Villanova 0	11/10/90
3	Massachusetts 3, Northeastern 0	9/29/84
6	Richmond 3, Fordham 3	10/21/95
7	Massachusetts 7, Northeastern 0	10/28/06
7	Northeastern 7, Richmond 0	10/20/01
10	Rhode Island 7, Massachusetts 3	10/5/85
10	Richmond 7, New Hampshire 3	11/4/95
10	Massachusetts 7, Holy Cross 3	9/19/92

#### Most Points - One Team

125	Connecticut 125, Newport NTS 0	1949
84	Delaware 84, West Chester 0	9/23/00
78	Northeastern 78, Stonehill 6	8/30/03
77	Maine 77, Morgan State 24	11/8/03
77	Massachusetts 77, Northeastern 0	10/9/99
76	James Madison 76, Morgan State 7	9/2/95
72	James Madison 72, Lock Haven 0	9/2/00
71	Connecticut 71, Massachusetts 6	10/13/56
71	Northeastern 71, Cheyney 0	9/4/04
70	Old Dominion, 70, Campbell 14	9/15/12
70	Towson 70, Lock Haven 0	9/10/05
70	New Hampshire 70, Central Connecticut 20	8/30/03

#### Largest Margin of Victory

125	Connecticut 125, Newport NTS 0	1949
84	Delaware 84, West Chester 0	9/23/00
77	Massachusetts 77, Northeastern 0	10/9/99
72	Northeastern 78, Stonehill 6	8/30/03
72	James Madison 72, Lock Haven 0	9/2/00
71	Northeastern 71, Cheyney 0	9/4/04
71	Connecticut 71, Massachusetts 6	10/13/56
70	Towson 70, Lock Haven 0	9/10/05
69	James Madison 76, Morgan State 7	9/2/95
65	Connecticut 71, Massachusetts 6	10/13/56

#### Most Points - Season

587	..... Old Dominion, 2012 (13 games)
-----	-------------------------------------

#### Most Touchdowns - Game

16	..... Massachusetts vs. Northeastern, 10/9/99
----	---

#### Most Touchdowns - Season

79	..... Old Dominion, 2012 (13 games)
----	-------------------------------------

### INDIVIDUAL RECORDS

#### Touchdowns Scored - Career

TD	Name	School	Years
89	Brian Westbrook	Villanova	1997-2001
73	Omar Cuff	Delaware	2004-2007
70	Jerry Azumah	New Hampshire	1995-1998
63	Marcel Shipp	Massachusetts	1997-2000
58	David Ball	New Hampshire	2003-2006
55	Rene Ingoglia	Massachusetts	1992-1995
55	Paul Lewis	Boston University	1981-1984
51	Barry Bourassa	New Hampshire	1989-1992
50	Steve Baylark	Massachusetts	2003-2006
50	Daryl Brown	Delaware	1991-1994

#### Scoring - Career

Pts.	Name	School	Years
544	Brian Westbrook	Villanova	1997-2001
438	Omar Cuff	Delaware	2004-2007
424	Jerry Azumah	New Hampshire	1995-1998
378	Marcel Shipp	Massachusetts	1997-2000
360	Andrew Howard	Richmond	2006-2009
350	David Ball	New Hampshire	2003-2006
332	Rene Ingoglia	Massachusetts	1992-1995
332	Paul Lewis	Boston University	1981-1984
308	Daryl Brown	Delaware	1991-1994
306	Barry Bourassa	New Hampshire	1989-1992

#### Extra Points - Career

XP	Name	School	Years
195	Andrew Howard	Richmond	2006-2009
174	Connor McCormick	New Hampshire	2002-2005
167	Sean Leach	Delaware	1994-1997
166	Greg Kuehn	William and Mary	2002-2005
162	Miro Kestic	Northeastern	2002-2005
151	Tom Manning	New Hampshire	2006-2009
148	Casey Hannon	Villanova	1998-2001
145	Chris Onorato	Hofstra	2000-2004
142	Mark Kiefer	Villanova	1994-1997
136	Mike Morello	Boston University	1991-1994

#### Most Extra Points Made - Game (Individual)

11	.....Mike Mellow (UM) vs. Morgan State, 11/8/03
----	---

#### Most Extra Points Made - Game (Team)

11	..... Maine vs. Morgan State, 11/8/03
11	..... Massachusetts vs. Northeastern, 10/9/99

#### Most Extra Points Made - Season

75	..... Old Dominion, 2012 (13 Games)
----	-------------------------------------

#### Most Extra Point Attempts - Game

11	..... Four times
.....	..... Last by Maine vs. Morgan State, 11/8/03

#### Most Extra Point Attempts - Season

75	..... Old Dominion, 2012 (13 Games)
----	-------------------------------------

#### Most Two-Point Conversions Made - Game

2	..... Brian Finneran (VU) vs. Northeastern, 11/22/97
---	--

#### Most Two-Point Conversions Made - Game (Team)

4	..... Massachusetts vs. Delaware, 10/10/87
---	--

#### Most Two-Point Conversions Made - Season

22	..... Connecticut, 1958
----	-------------------------

#### Field Goals - Career

FG	Name	School	Years
59	Greg Kuehn	William and Mary	2002-2005
55	Andrew Howard	Richmond	2006-2009
50	Chris Onorato	Hofstra	2000-2004
49	Rob Zarrilli	Hofstra	2005-2007
48	Miro Kestic	Northeastern	2002-2005
48	Brian Shallcross	William and Mary	1994-1997
46	Brett Sterba	William and Mary	1997-2000
45	Brian Pate	William and Mary	2006-2009
44	Brandon Hanes	Northeastern	1994-1997
41	Jon Striefsky	Delaware	2005-2009
41	Rob Courter	Richmond	1987-1990

#### Longest Field Goal

Long	Name (School)	Opponent	Date
57	Miro Kestic (NU)	Richmond	11/2/02
56	Jim McManus (UC)	New Hampshire	10/3/98
54	Tom Manning (UNH)	Hofstra	10/24/09
54	Roger Williams (HOF)	Northeastern	11/15/08
54	Steve Leo (UD)	Navy	10/24/92
53	Andrew Howard (UR)	Hofstra	11/8/08
53	Brett Sterba (WM)	Delaware	10/14/00
53	Frank Venezia (VU)	Connecticut	10/7/95
53	Steve Leo (UD)	Richmond	11/16/91
53	Domingos Carlos (UC)	Holy Cross	10/15/83

#### Most Field Goals Made - Game (Individual)

5	..... Tom Bishop (UNH) vs. Southern Illinois, 11/29/08
5	..... Mark Kiefer (VU) vs. Richmond, 11/18/95

#### Most Field Goals Made - Game (Team)

5	..... New Hampshire vs. Southern Illinois, 11/29/08
5	..... Villanova vs. Richmond, 11/18/95

#### Most Field Goals Made - Season (Individual)

23	..... Brian Pate, William and Mary, 2009
----	--

#### Most Field Goals Made - Season (Team)

23	..... William and Mary, 2009
----	------------------------------

#### Most Field Goal Attempts - Game (Individual)

7	..... Brian Pate (WM) vs. Virginia, 9/5/09
---	--

#### Most Field Goal Attempts - Season (Team)

35	..... William and Mary, 2009 (14 Games)
----	---

#### Most Points - Game

42	..... Omar Cuff (UD) vs. William and Mary, 8/30/07
----	--

#### Most Points - Season

234	..... Omar Cuff (UD), 2007
-----	----------------------------

#### Most Touchdowns - Game

7	..... Omar Cuff (UD) vs. William and Mary, 8/30/07
---	--

#### Most Touchdowns - Season

39	..... Omar Cuff (UD), 2007
----	----------------------------

## All-Time Defense/All-Purpose Records

### Interceptions - Career

Int	Name	School	Years
24	Darren Sharper	William and Mary	1993-1996
24	Chris Helon	Boston University	1991-1994
23	Kevin Smith	Rhode Island	1987-1990
21	Derek Carter	Maine	1994-1997
21	Mark Seals	Boston University	1985-1988
20	Shannon James	Massachusetts	2002-2005
20	Billy Pappas	New Hampshire	1952-1954
18	Dino Vasso	New Hampshire	2007-2010
18	Matt Latham	Connecticut	1982-1984
18	Grady Fuller	Massachusetts	1977-1980
18	Steve Rogers	Massachusetts	1968-1970

### INDIVIDUAL RECORDS

#### Most Interceptions - Game

4..... Three times  
 ..... Last by Kevin Smith (URI) vs. Massachusetts, 10/8/88

#### Most Interception Return Yards - Game

160..... Dave Brown (UM) vs. Bowdoin, 11/10/62

#### Most Interceptions - Season

12..... Chris Helon (BU), 1993

#### Most Interception Return Yards - Season

239..... Mike Cassidy (URI), 1985

#### Most Interception Return Touchdowns - Game

2..... Tyler Holmes (UMass) vs. Maine 11/6/10  
 ..... Allante Harrison (TU) vs. Elon, 9/4/04  
 ..... Bill Curry (UM) vs. Liberty, 10/10/92

#### Most Interception Return Touchdowns - Season

2..... Many  
 ..... Last by Eric Loper (VU) and Ricky Tunstall (UD), 2012

#### Most Interception Return Yards - Career

488..... Darren Sharper (WM), 1993-96

#### Most Interception Return Touchdowns - Career

4..... T.J. Hill (NU), 1998-01

#### Longest Interception Return - Game

100..... Eight times  
 ..... Last by Kendall James (UM) vs. Bryant, 9/15/12

### TEAM RECORDS

#### Most Interceptions - Game

7..... Four times, Last by Villanova vs. Penn, 9/22/07

#### Most Interception Return Yards - Game

207 (5 INTs)..... New Hampshire vs. Hofstra, 11/1/08

#### Most Interception Return Touchdowns - Game

2..... Several times, Last by Villanova vs. Delaware, 11/17/12

#### Most Interceptions - Season

31..... Delaware, 1986 (13 Games)

#### Most Interception Return Yards - Season

649 (24 INTs)..... New Hampshire, 2008 (13 Games)

### Most Interception Return Touchdowns - Season

7..... Northeastern, 1996

### Average All-Purpose Yardage - Season

(Minimum 1,000 Yards)

Avg.	Name (School)	Cl.	Gms.	Yards	Year
275.1	Brian Westbrook (VU)	So.	11	3,026	1998
272.0	Brian Westbrook (VU)	Jr.	11	2,992	2000
256.6	Brian Westbrook (VU)	Sr.	11	2,823	2001
247.8	Jerry Azumah (UNH)	Sr.	11	2,726	1998
228.2	Jonathan Grimes (WM)	Sr.	11	2,510	2011
217.1	Stephan Lewis (UNH)	Jr.	11	2,388	2001
216.6	Marcel Shipp (UMass)	So.	14	3,032	1998
215.3	Eddie Conti (UD)	Sr.	11	2,368	1998
202.6	Stephan Lewis (UNH)	Sr.	11	2,229	2002
202.3	Jerry Azumah (UNH)	Jr.	11	2,225	1997

Senior Record: 256.6..... Brian Westbrook (VU), 2001

Junior Record: 272.0..... Brian Westbrook (VU), 2000

Sophomore Record: 275.1..... Brian Westbrook (VU), 1998

Freshman Record: 162.0..... Jonathan Grimes (WM), 2008

### All-Purpose Yardage - Career

Yards	Name	School	Years
9,512	Brian Westbrook	Villanova	1997-2001
8,367	Jerry Azumah	New Hampshire	1995-1998
7,955	Jonathan Grimes	William and Mary	2008-2011
7,759	Marcel Shipp	Massachusetts	1997-2000
6,410	Stephan Lewis	New Hampshire	1999-2002
6,248	Barry Bourassa	New Hampshire	1989-1992
6,098	Steve Baylark	Massachusetts	2003-2006
6,096	Eddie Conti	Delaware	1994-1998
5,620	Omar Cuff	Delaware	2004-2007
5,380	Cy Butler	Rhode Island	1993-1996

### Total Offense - Career

Yards	Name	School	Years
14,621	Ricky Santos	New Hampshire	2004-2007
11,415	Sean Schaefer	Towson	2005-2008
10,948	Dave Corley, Jr.	William and Mary	1999-2002
10,871	Liam Coen	Massachusetts	2005-2008
10,375	Eric Ward	Richmond	2006-2009
9,993	Chris Boden	Villanova	1996-1999
9,317	Brett Gordon	Villanova	1999-2003
9,269	Matt DeGennaro	Connecticut	1987-1990
9,051	Bill Vergantino	Delaware	1989-1992
8,839	Shane Stafford	Connecticut	1995-1998

### Annual Interception Leaders

Year	Name	Team	Int
1980	Darrell Wilson	Connecticut	8
1981	Dwayne Lopes	Maine	6
1982	Matt Latham	Connecticut	6
	John McGrath	Maine	6
	Grady Fuller	Maine	6
1983	Tony Hill	Rhode Island	9
1984	Tony Hill	Rhode Island	5
	Tim Teevens	New Hampshire	5
1985	Mike Cassidy	Rhode Island	11
1986	Eric Thompson	New Hampshire	10
1987	Tim Byrne	New Hampshire	5
	Ken Lucas	Delaware	5
	Mark Seals	Boston University	5
1988	Kevin Smith	Rhode Island	9
1989	Ryan Jones	New Hampshire	7
1990	Claude Pettaway	Maine	11
1991	Warren McIntire	Delaware	9
1992	Mark Chapman	Connecticut	8
1993	Chris Helon	Boston University	12
1994	Mark Hopkins	Northeastern	7
	Darren Sharper	William and Mary	7
1995	Darren Sharper	William and Mary	7
1996	Darren Sharper	William and Mary	10
1997	Tony Booth	James Madison	8
	Derek Carter	Maine	8
1998	Ron Iannotti	Rhode Island	7
1999	Dan Mulhern	Delaware	7
	Lance Small	Rhode Island	7
2000	T. J. Hill	Northeastern	8
2001	Art Smith	Northeastern	7
	Chuck Wesley	Rhode Island	7
2002	Billy Parker	William and Mary	5
	Ramon Richeson	Richmond	5
2003	Steve Costello	Massachusetts	6
2004	Shannon James	Massachusetts	8
2005	Etienne Boulay	New Hampshire	5
	Daren Stone	Maine	5
2006	Raji El-Amin	Rhode Island	4
	Andrew Harris	Richmond	4
	Drew Mack	Towson	4
	Raquan Pride	Rhode Island	4
2007	Stanley Gutierrez	Hofstra	4
2008	Justin Rogers	Richmond	7
2009	B.W. Webb	William and Mary	8
2010	Anthony Walters	Delaware	7
2011	Trevor Coston	Maine	6
	<b>Chris Houston</b>	<b>New Hampshire</b>	<b>6</b>
2012	Darryl Hamilton	Richmond	5
	Doug Howell	Richmond	5

Active players in italics

**All-Time All-Purpose/Special Teams Records**

**ALL-PURPOSE YARDS RECORDS**

**Total Offense - Season**

5,546..... Taylor Heinicke (ODU), 2012 (13 Games)

**Total Offense - Game**

791..... Taylor Heinicke (ODU) vs. New Hampshire, 9/22/12

**Most Plays - Game**

90..... Taylor Heinicke (ODU) vs. New Hampshire, 9/22/12

**Most Plays - Season**

705..... Taylor Heinicke (ODU), 2012 (12 Games)

**Most Plays - Career**

2,140..... Ricky Santos (UNH), 2004-07

**TEAM RECORDS**

**Most Plays - Game**

113..... Villanova vs. Connecticut, 10/7/89

**Most Plays - Season**

1,195..... Massachusetts, 1998 (15 Games)

**Most Total Yards - Game**

824..... Old Dominion vs. New Hampshire, 9/22/12

**Most Total Yards - Season**

7,127..... Old Dominion, 2012 (13 Games)

**Highest Average Total Offense - Season**

548.2..... Old Dominion, 2012 (13 Games)

**Most First Downs - Game**

39..... New Hampshire vs. Old Dominion, 9/22/12

**Most First Downs - Season**

367..... Delaware, 2007 (15 games)

**PUNTING RECORDS**

**Most Punts - Game**

13..... Three times  
Last by Rocco Navarro (UM) vs. Nebraska, 9/3/05

**Most Punts - Season**

87..... Steve Wood (UM), 1978

**Most Punts - Career**

288..... Andrew Maclay (UMass), 1995-98

**Most Punting Yards - Game**

526..... Christian Koegel (UMass) vs. Boston College, 10/2/04

**Most Punting Yards - Season**

3,239..... Brad Costello (BU), 1997

**Most Punting Yards - Career**

11,278..... Andrew Maclay (UMass), 1995-98

**Highest Punting Average - Season**

46.1..... Jonathan Plisco (ODU), 2011

**Longest Punt - Game**

93..... Tyler Grogan (NU) vs. Villanova, 9/8/01

**TEAM PUNTING RECORDS**

**Most Punts - Game**

13..... Three times, Last by Maine vs. Nebraska, 9/3/05

**Most Punts - Season**

87..... Maine, 1978

**Most Yards Punting - Game**

518..... Maine vs. Nebraska, 9/29/01

**Most Yards Punting - Season**

3,239..... Boston University, 1997

**Highest Punting Average - Season**

44.4..... Boston University, 1997

**PUNT RETURN RECORDS**

**Most Punt Returns - Game**

9..... Paul Keaney (UM) vs. Youngstown St., 9/8/01

**Most Punt Returns - Season**

48..... Stan Harrison (UNH), 1986

**Most Punt Returns - Career**

108..... Winston October (UR), 1995-98

**Most Punt Return Yards - Game**

157..... Ron Harris (UM) vs. Colgate, 11/2/74

**Most Punt Return Yards - Season**

541..... Winston October (UR), 1998 (12 Games)

**Most Punt Return Yards - Career**

1,488..... Delvin Joyce (JMU), 1997-00

**Most Punt Return Touchdowns - Game**

2..... Matt Latham (UC) vs. Yale, 9/24/83

**Most Punt Return Touchdowns - Season**

3..... Twice  
Last by Scotty McGee (JMU), 2008

**Longest Punt Return - Game**

93..... Ron Harris (UMass) vs. UNH, 11/16/74

**Most Punt Return Touchdowns - Career**

3..... Many  
Last by Scotty McGee (JMU), 2006-08

**TEAM PUNT RETURN RECORDS**

**Most Punt Returns - Game**

11..... Many  
Last By Connecticut vs. Maine, 10/16/71

**Most Punt Returns - Season**

63..... William and Mary, 1996 (13 Games)

**Most Punt Return Yards - Game**

165..... Massachusetts vs. Colgate, 11/2/74

**Most Punt Return Yards - Season**

625..... William and Mary, 1996 (13 Games)

**Most Punt Return Touchdowns - Game**

2..... Connecticut vs. Yale, 9/24/83

**Most Punt Return Touchdowns - Season**

4..... James Madison, 2008 (14 Games)

**KICKOFF RETURN RECORDS**

**Most Kick Return Yards - Game**

269..... Brian Westbrook (VU) vs. Delaware, 11/18/00

**Most Kick Return Yards - Season**

1,048..... Brian Westbrook (VU), 2000 (11 games)

**Most Kick Return Yards - Career**

2,737..... Brandon Johnson-Farrell (URI), 2008-12

**Most Kick Returns - Game**

9..... Three times  
Last by Brandon Johnson-Farrell (URI)  
vs. New Hampshire, 9/13/08

**Most Kick Returns - Season**

42..... Brandon Johnson-Farrell (URI), 2008 (12 Games)

**Most Kick Returns - Career**

123..... Brandon Johnson-Farrell (URI), 2008-12

**Most Kick Return Touchdowns - Game**

1..... Several times  
Last by Michael Johnson (UD) vs. Villanova, 11/17/12 (94 yards)

**Longest Kick Return - Game**

100..... Several times  
Last by Albert Wilson (GSU) vs. Old Dominion, 11/3/12

**TEAM KICK RETURN RECORDS**

**Most Kickoff Returns - Game**

10..... Six times  
Last by New Hampshire vs. Towson, 11/17/12

**Most Kick Returns - Season**

71..... Massachusetts, 1998 (15 Games)

**Most Kick Return Yards - Season**

1,465..... New Hampshire, 2011 (12 Games)

*Active players in italics*

## CAA Football Year-By-Year Standings

**2012**  
**Champions: New Hampshire, Richmond, Towson, Villanova**

	Conference	Overall	Pct.
Old Dominion <sup>^</sup> *	7-1	11-2	.846
Villanova*	6-2	8-4	.667
New Hampshire*	6-2	8-4	.667
Richmond	6-2	8-3	.727
Towson	6-2	7-4	.636
James Madison	5-3	7-4	.636
Maine	4-4	5-6	.455
Delaware	2-6	5-6	.455
William and Mary	1-7	2-9	.182
Rhode Island	0-8	0-11	.000
Georgia State	0-0	1-10	.091

<sup>^</sup>-not eligible for the CAA Football Championship or the league's automatic postseason bid  
 %-official conference record of 0-0 due to 2012 FBS move; announced prior to 2012

**2011**  
**Champion: Towson**

	Conference	Overall	Pct.
Towson*	7-1	9-3	.750
Old Dominion*	6-2	10-3	.769
Maine*	6-2	9-4	.692
New Hampshire*	6-2	8-4	.667
James Madison*	5-3	8-5	.615
Delaware	5-3	7-4	.636
William and Mary	3-5	5-6	.455
Rhode Island	2-6	3-8	.273
Villanova	1-7	2-9	.182
Richmond	0-8	3-8	.273
Massachusetts	0-0%	5-6	.455

%-official conference record of 0-0 due to 2012 FBS move; announced prior to 2011

**2010**  
**Champions: Delaware, William and Mary**

	Conference	Overall	Pct.
Delaware* <sup>!</sup>	6-2	12-3	.800
William and Mary*	6-2	8-4	.667
Villanova* <sup>!</sup>	5-3	9-5	.643
New Hampshire*	5-3	8-5	.615
Richmond	4-4	6-5	.545
Massachusetts	4-4	6-5	.545
Rhode Island	4-4	5-6	.455
James Madison	3-5	6-5	.545
Maine	3-5	4-7	.364
Towson	0-8	1-10	.091

**2009**  
**Champions: Richmond, Villanova**

	Conference	Overall	Pct.
<b>North Division</b>			
New Hampshire*	6-2	10-3	.769
Maine	4-4	5-6	.455
Hofstra	3-5	5-6	.455
Massachusetts	3-5	5-6	.455
Northeastern	3-5	3-8	.273
Rhode Island	0-8	1-10	.091

	Conference	Overall	Pct.
<b>South Division</b>			
Villanova* <sup>!</sup> #	7-1	14-1	.933
Richmond*	7-1	11-2	.846
William and Mary* <sup>!</sup> \$	6-2	11-3	.786
Delaware	4-4	6-5	.545
James Madison	4-4	6-5	.545
Towson	1-7	2-9	.182

**2008**  
**Champions: James Madison**

	Conference	Overall	Pct.
<b>North Division</b>			
New Hampshire*	6-2	10-3	.769
Maine*	5-3	8-5	.615
Massachusetts	4-4	7-5	.583
Hofstra	2-6	4-8	.333
Rhode Island	1-7	3-9	.250
Northeastern	1-7	2-10	.167

	Conference	Overall	Pct.
<b>South Division</b>			
James Madison* <sup>!</sup> \$	8-0	12-2	.857
Villanova*	7-1	10-3	.769
Richmond* <sup>!</sup> #	6-2	13-3	.812
William and Mary	5-3	7-4	.636
Delaware	2-6	4-8	.333
Towson	1-7	3-9	.250

**2007**  
**Champions: Massachusetts, Richmond**

	Conference	Overall	Pct.
<b>North Division</b>			
Massachusetts*	7-1	10-3	.769
Hofstra	4-4	7-4	.636
New Hampshire*	4-4	7-5	.636
Maine	3-5	4-7	.364
Northeastern	2-6	3-8	.273
Rhode Island	2-6	3-8	.273

	Conference	Overall	Pct.
<b>South Division</b>			
Richmond* <sup>!</sup> \$	7-1	11-3	.786
James Madison*	6-2	8-4	.667
Delaware* <sup>!</sup>	5-3	11-4	.733
Villanova	5-3	7-4	.636
William and Mary	2-6	4-7	.364
Towson	1-7	3-8	.273

**2006**  
**Champion: Massachusetts**

	Conference	Overall	Pct.
<b>North Division</b>			
Massachusetts* <sup>!</sup>	8-0	13-2	.867
New Hampshire*	5-3	9-4	.692
Maine	5-3	6-5	.545
Northeastern	4-4	5-6	.455
Rhode Island	2-6	4-7	.364
Hofstra	1-7	2-9	.182

	Conference	Overall	Pct.
<b>South Division</b>			
James Madison*	7-1	9-3	.750
Villanova	5-3	6-5	.545
Towson	4-4	7-4	.636
Richmond	3-5	6-5	.545
Delaware	3-5	5-6	.455
William and Mary	1-7	3-8	.273

**2005**  
**Champions: New Hampshire, Richmond**

	Conference	Overall	Pct.
<b>North Division</b>			
New Hampshire*	7-1	11-2	.846
Massachusetts	6-2	7-4	.636
Hofstra	5-3	7-4	.636
Maine	3-5	5-6	.455
Northeastern	2-6	2-9	.182
Rhode Island	2-6	4-7	.364

	Conference	Overall	Pct.
<b>South Division</b>			
Richmond*	7-1	9-4	.727
James Madison	5-3	7-4	.636
Delaware	3-5	6-5	.545
Towson	3-5	6-5	.545
William and Mary	3-5	5-6	.455
Villanova	2-6	4-7	.364

**2004**  
**Champions: Delaware, James Madison, William and Mary**

	Conference	Overall	Pct.
<b>North Division</b>			
New Hampshire*	6-2	10-3	.768
Massachusetts	4-4	6-5	.545
Northeastern	4-4	5-6	.455
Hofstra	3-5	5-6	.455
Maine	3-5	5-6	.455
Rhode Island	2-6	4-7	.364

	Conference	Overall	Pct.
<b>South Division</b>			
William and Mary* <sup>!</sup> \$	7-1	11-3	.786
Delaware*	7-1	9-4	.692
James Madison* <sup>!</sup> #	7-1	13-2	.867
Villanova	3-5	6-5	.545
Richmond	2-6	3-8	.273
Towson	0-8	3-8	.273

**2003**  
**Champions: Delaware, Massachusetts**

	Conference	Overall	Pct.
Delaware* <sup>!</sup> #	8-1	15-1	.938
Massachusetts*	8-1	10-3	.769
Northeastern	6-3	8-4	.667
Maine	5-4	7-5	.583
Villanova	5-4	7-4	.636
William and Mary	4-4	5-5	.500
James Madison	4-5	6-6	.500
New Hampshire	3-6	5-7	.417
Rhode Island	3-6	4-8	.333
Hofstra	2-7	2-10	.167
Richmond	1-8	1-10	.182

**2002**  
**Champions: Maine, Northeastern**

	Conference	Overall	Pct.
Maine*	7-2	11-3	.786
Northeastern*	7-2	10-3	.769
Villanova* <sup>!</sup> \$	6-3	11-4	.733
Massachusetts	6-3	8-4	.667
William and Mary	5-4	6-5	.545
Delaware	4-5	6-6	.500
Hofstra	4-5	6-6	.500
Richmond	4-5	4-7	.364
James Madison	3-6	5-7	.417
New Hampshire	2-7	3-8	.273
Rhode Island	1-8	3-9	.250

**2001**  
**Champions: Hofstra, Maine, Villanova William and Mary**

	Conference	Overall	Pct.
Hofstra*	7-2	9-3	.750
Maine*	7-2	9-3	.750
Villanova	7-2	8-3	.727
William and Mary*	7-2	8-4	.667
Rhode Island	6-3	8-3	.727
Delaware	4-5	4-6	.400
Northeastern	4-5	5-6	.455
Massachusetts	3-6	3-8	.273
Richmond	3-6	3-8	.273
New Hampshire	2-7	4-7	.364
James Madison	0-9	2-9	.182

\* - NCAA Playoff Participant | \$ - NCAA Playoff Semifinalist  
 ! - NCAA Playoff Finalist | # - NCAA Champion

## CAA Football Year-By-Year Standings

### 2000

#### Champions: Delaware, Richmond

	Conference	Overall	Pct.
Delaware*\$	7-1	12-2	.857
Richmond*	7-1	10-3	.769
Massachusetts	5-3	7-4	.636
James Madison	4-4	6-5	.545
New Hampshire	4-4	6-5	.545
William and Mary	4-4	5-6	.455
Maine	3-5	5-6	.455
Villanova	3-5	5-6	.455
Rhode Island	2-6	3-8	.273
Northeastern	1-7	4-7	.364

### 1999

#### Champions: James Madison, Massachusetts

	Conference	Overall	Pct.
James Madison*	7-1	8-4	.667
Massachusetts*	7-1	9-4	.692
Villanova	6-2	7-4	.636
Delaware	5-3	7-4	.636
William and Mary	5-3	6-5	.545
Connecticut	3-5	4-7	.364
Maine	3-5	4-7	.364
New Hampshire	3-5	5-6	.455
Richmond	3-5	5-6	.455
Northeastern	1-7	2-9	.222
Rhode Island	1-7	1-10	.091

### 1998

#### Champion: Richmond

	Conference	Overall	Pct.
<i>New England Division</i>			
Connecticut*	6-2	10-3	.769
Massachusetts*\$!#	6-2	12-3	.800
Maine	3-5	6-5	.546
New Hampshire	3-5	4-7	.364
Rhode Island	2-6	3-8	.273

#### Mid-Atlantic Division

Richmond*	7-1	9-3	.750
Delaware	4-4	7-4	.636
Villanova	4-4	6-5	.546
William and Mary	4-4	7-4	.636
Northeastern	3-5	5-6	.454
James Madison	2-6	3-8	.273

### 1997

#### Champion: Villanova

	Conference	Overall	Pct.
<i>New England Division</i>			
New Hampshire	5-3	5-6	.454
Connecticut	4-4	7-4	.636
Maine	4-4	5-6	.454
Rhode Island	2-6	2-9	.182
Boston University	1-7	1-10	.090
Massachusetts	1-7	2-9	.182

#### Mid-Atlantic Division

Villanova*	8-0	12-1	.923
Delaware*\$	7-1	12-2	.857
Northeastern	5-3	8-3	.727
Richmond	4-4	6-5	.545
William and Mary	4-4	7-4	.636
James Madison	3-5	5-6	.454

### 1996

#### Champion: William and Mary

	Conference	Overall	Pct.
<i>New England Division</i>			
New Hampshire	6-2	8-3	.727
Maine	5-3	7-4	.636
Massachusetts	4-4	6-5	.545
Connecticut	3-5	5-6	.454
Rhode Island	2-6	4-7	.364
Boston University	0-8	1-10	.091

#### Mid-Atlantic Division

William and Mary*	7-1	10-3	.769
Villanova*	6-2	8-4	.667
Delaware*	6-2	8-4	.667
James Madison	5-3	7-4	.636
Northeastern	3-5	6-5	.545
Richmond	1-7	2-9	.182

### 1995

#### Champion: Delaware

	Conference	Overall	Pct.
<i>New England Division</i>			
Rhode Island	6-2-0	7-4-0	.636
Connecticut	5-3-0	8-3-0	.727
New Hampshire	4-4-0	6-5-0	.545
Massachusetts	3-5-0	6-5-0	.545
Boston University	1-7-0	3-8-0	.273
Maine	1-7-0	3-8-0	.273

#### Mid-Atlantic Division

Delaware*	8-0-0	11-2-0	.846
James Madison*	6-2-0	8-4-0	.667
William and Mary	5-3-0	7-4-0	.636
Richmond	5-3-0	7-3-1	.682
Villanova	2-6-0	3-8-0	.273
Northeastern	2-6-0	4-7-0	.364

### 1994

#### Champion: New Hampshire

	Conference	Overall	Pct.
<i>New England Division</i>			
New Hampshire*	8-0-0	10-2-0	.833
Boston University*	6-2-0	9-3-0	.750
Connecticut	4-4-0	4-7-0	.364
Massachusetts	4-4-0	5-6-0	.455
Rhode Island	2-6-0	2-9-0	.182
Maine	2-6-0	3-8-0	.273

#### Mid-Atlantic Division

James Madison*	6-2-0	10-3-0	.769
William and Mary	6-2-0	8-3-0	.727
Delaware	5-3-0	7-3-1	.682
Villanova	2-6-0	5-6-0	.455
Northeastern	2-6-0	2-9-0	.181
Richmond	1-7-0	3-8-0	.273

### 1993

#### Champion: Boston University

	Conference	Overall	Pct.
<i>New England Division</i>			
Boston University*	8-0-0	12-1-0	.923
Massachusetts	6-2-0	9-2-0	.818
Connecticut	5-3-0	6-5-0	.545
New Hampshire	4-4-0	6-5-0	.545
Rhode Island	2-6-0	4-7-0	.364
Maine%	0-8-0%	0-11-0%	.000%

#### Mid-Atlantic Division

William and Mary*	7-1-0	9-3-0	.750
Delaware*	6-2-0	9-4-0	.692
James Madison	4-4-0	6-5-0	.545
Richmond	3-5-0	5-6-0	.455
Northeastern	2-6-0	2-9-0	.181
Villanova	1-7-0	3-8-0	.273

% - forfeited two Conference wins, three overall

### 1992

#### Champion: Delaware

	Conference	Overall	Pct.
Delaware*\$	7-1-0	11-3-0	.786
Villanova*	6-2-0	9-3-0	.750
Massachusetts	5-3-0	7-3-0	.700
Richmond	5-3-0	7-4-0	.636
Maine	4-4-0	6-5-0	.545
Connecticut	4-4-0	5-6-0	.455
New Hampshire	3-5-0	5-5-1	.500
Boston University	2-6-0	3-8-0	.273
Rhode Island	0-8-0	1-10-0	.091

### 1991

#### Champions: Delaware, Villanova, New Hampshire

	Conference	Overall	Pct.
Delaware*	7-1-0	10-2-0	.833
Villanova*	7-1-0	10-2-0	.833
New Hampshire*	7-1-0	9-3-0	.750
Rhode Island	3-5-0	6-5-0	.545
Massachusetts	3-5-0	4-7-0	.364
Boston University	3-5-0	4-7-0	.364
Maine	2-6-0	3-8-0	.273
Connecticut	2-6-0	3-8-0	.273
Richmond	2-6-0	2-9-0	.182

### 1990

#### Champion: Massachusetts

	Conference	Overall	Pct.
Massachusetts*	7-1-0	8-2-1	.772
New Hampshire	5-3-0	7-3-1	.682
Delaware	5-3-0	6-5-0	.545
Connecticut	5-3-0	6-5-0	.545
Villanova	5-3-0	6-5-0	.545
Boston University	4-4-0	5-6-0	.455
Maine	2-6-0	3-8-0	.273
Rhode Island	2-6-0	5-6-0	.455
Richmond	1-7-0	1-10-0	.091

### 1989

#### Champions: Maine, Villanova, Connecticut

	Conference	Overall	Pct.
Maine*	6-2-0	9-3-0	.750
Villanova*	6-2-0	8-4-0	.667
Connecticut	6-2-0	8-3-0	.727
New Hampshire	5-3-0	7-3-0	.700
Delaware	5-3-0	7-4-0	.636
Boston University	4-4-0	4-7-0	.364
Massachusetts	3-5-0	5-5-1	.500
Rhode Island	1-7-0	3-8-0	.273
Richmond	0-8-0	1-10-0	.091

### 1988

#### Champions: Delaware, Massachusetts

	Conference	Overall	Pct.
Delaware*	6-2-0	7-5-0	.583
Massachusetts*	6-2-0	8-4-0	.667
Connecticut	4-4-0	7-4-0	.636
Maine	4-4-0	7-4-0	.636
New Hampshire	4-4-0	6-5-0	.545
Villanova	4-4-0	5-5-1	.500
Boston University	3-5-0	4-7-0	.364
Rhode Island	3-5-0	3-8-0	.273
Richmond	2-6-0	4-7-0	.364

\* - NCAA Playoff Participant | \$ - NCAA Playoff Semifinalist  
! - NCAA Playoff Finalist | # - NCAA Champion

## CAA Football Year-By-Year Standings

### 1987 Champions: Richmond, Maine

	Conference	Overall	Pct.
Richmond*	6-1-0	7-5-0	.583
Maine*	6-1-0	8-4-0	.667
Connecticut	5-2-0	7-4-0	.636
New Hampshire	4-3-0	7-3-0	.700
Delaware	2-5-0	5-6-0	.455
Massachusetts	2-5-0	3-8-0	.273
Boston University	2-5-0	3-8-0	.273
Rhode Island	1-6-0	1-10-0	.091

### 1986 Champions: Delaware, Massachusetts, Connecticut

	Conference	Overall	Pct.
Delaware*	5-2-0	9-4-0	.692
Massachusetts	5-2-0	7-4-0	.636
Connecticut	5-2-0	8-3-0	.727
New Hampshire	4-3-0	7-4-0	.636
Maine	3-4-0	7-4-0	.636
Richmond	3-4-0	4-7-0	.364
Boston University	3-4-0	4-7-0	.364
Rhode Island	0-7-0	1-10-0	.091

### 1985 Champion: Rhode Island

	Conference	Overall	Pct.
Rhode Island*	5-0-0	10-3-0	.769
Massachusetts	4-1-0	7-4-0	.636
New Hampshire	2-3-0	6-4-0	.600
Maine	2-3-0	6-5-0	.545
Connecticut	1-4-0	4-5-0	.444
Boston University	1-4-0	3-8-0	.273

### 1984 Champions: Rhode Island, Boston University

	Conference	Overall	Pct.
Rhode Island*\$	4-1-0	10-3-0	.769
Boston University*	4-1-0	9-3-0	.750
New Hampshire	3-2-0	9-2-0	.818
Maine	2-3-0	5-6-0	.455
Connecticut	1-4-0	3-8-0	.273
Massachusetts	1-4-0	3-8-0	.273

### 1983 Champions: Boston University, Connecticut

	Conference	Overall	Pct.
Boston University*	4-1-0	9-4-0	.692
Connecticut	4-1-0	5-6-0	.455
New Hampshire	3-2-0	7-3-0	.700
Rhode Island	2-3-0	6-4-0	.600
Massachusetts	2-3-0	3-8-0	.273
Maine	0-5-0	4-6-0	.400

### 1982 Champions: Boston University, Maine Connecticut, Massachusetts

	Conference	Overall	Pct.
Boston University*	3-2-0	5-6-0	.455
Maine	3-2-0	7-4-0	.636
Connecticut	3-2-0	5-6-0	.455
Massachusetts	3-2-0	5-6-0	.455
Rhode Island	2-3-0	7-4-0	.636
New Hampshire	1-4-0	4-6-0	.400

### 1981 Champions: Rhode Island, Massachusetts

	Conference	Overall	Pct.
Rhode Island*	4-1-0	6-6-0	.500
Massachusetts	4-1-0	6-3-0	.667
Boston University	3-2-0	6-5-0	.545
New Hampshire	2-3-0	7-3-0	.700
Connecticut	1-4-0	4-7-0	.364
Maine	1-4-0	3-7-1	.318

### 1980 Champion: Boston University

	Conference	Overall	Pct.
Boston University	5-0-0	9-2-0	.818
Massachusetts	4-1-0	7-3-0	.700
Connecticut	3-2-0	7-3-0	.700
New Hampshire	2-3-0	6-4-0	.600
Maine	1-4-0	4-7-0	.364
Rhode Island	0-5-0	2-9-0	.181

### 1979 Champions: Boston University, Massachusetts

	Conference	Overall	Pct.
Massachusetts	4-1-0	6-4-0	.600
Boston University	4-1-0	8-1-1	.850
Connecticut	3-1-1	3-6-2	.364
New Hampshire	2-2-1	5-4-2	.545
Rhode Island	1-4-0	1-9-1	.136
Maine	0-5-0	2-9-0	.181

### 1978 Champion: Massachusetts

	Conference	Overall	Pct.
Massachusetts*\$!	5-0-0	9-4-0	.692
Rhode Island	3-2-0	7-3-0	.700
Connecticut	3-2-0	4-7-0	.364
Boston University	2-3-0	6-4-0	.600
New Hampshire	1-3-1	6-4-1	.591
Maine	0-4-1	3-7-1	.318

### 1977 Champion: Massachusetts

	Conference	Overall	Pct.
Massachusetts	5-0-0	8-3-0	.727
Rhode Island	4-1-0	6-5-0	.545
New Hampshire	3-2-0	8-2-0	.800
Boston University	1-4-0	3-7-0	.300
Maine	1-4-0	3-7-0	.300
Connecticut	1-4-0	1-10-0	.091

### 1976 Champion: New Hampshire

	Conference	Overall	Pct.
New Hampshire	4-1-0	8-3-0	.727
Massachusetts	3-2-0	5-5-0	.500
Boston University	2-3-0	3-7-0	.300
Maine	2-3-0	6-5-0	.545
Rhode Island	2-3-0	3-5-0	.375
Connecticut	2-3-0	2-9-0	.182

### 1975 Champion: New Hampshire

	Conference	Overall	Pct.
New Hampshire	5-0-0	9-3-0	.750
Massachusetts	4-1-0	8-2-0	.800
Connecticut	3-2-0	4-7-0	.364
Boston University	1-4-0	5-6-0	.454
Maine	1-4-0	4-6-0	.400
Rhode Island	1-4-0	2-8-0	.200

### 1974 Champions: Maine, Massachusetts

	Conference	Overall	Pct.
Maine	4-2-0	4-6-0	.400
Massachusetts	4-2-0	5-6-0	.454
Boston University	3-3-0	5-4-1	.545
Connecticut	3-3-0	4-6-0	.400
New Hampshire	3-3-0	5-4-0	.555
Rhode Island	3-3-0	5-5-0	.500
Vermont	1-5-0	4-6-0	.400

### 1973 Champion: Connecticut

	Conference	Overall	Pct.
Connecticut	5-0-1	8-2-1	.778
Rhode Island	4-1-1	6-2-2	.700
Massachusetts	4-2-0	6-5-0	.545
New Hampshire	2-3-0	4-5-0	.444
Maine	2-4-0	3-7-0	.300
Boston University	1-4-0	3-7-0	.300
Vermont	1-5-0	3-6-0	.333

### 1972 Champion: Massachusetts

	Conference	Overall	Pct.
Massachusetts	5-0-0	9-2-0	.818
Connecticut	4-1-0	4-5-0	.444
Vermont	3-2-0	4-5-0	.444
New Hampshire	2-3-0	4-5-0	.444
Maine	1-4-0	3-6-0	.333
Rhode Island	0-5-0	3-7-0	.300

### 1971 Champions: Connecticut, Massachusetts

	Conference	Overall	Pct.
Connecticut	3-1-1	5-3-1	.611
Massachusetts	3-1-1	4-4-1	.500
New Hampshire	3-2-0	4-4-1	.500
Rhode Island	2-3-0	3-6-0	.333
Vermont	2-3-0	2-7-0	.286
Maine	1-4-0	2-6-0	.250

### 1970 Champion: Connecticut

	Conference	Overall	Pct.
Connecticut	4-0-1	4-4-2	.500
Massachusetts	3-1-1	4-5-1	.444
New Hampshire	3-2-0	5-3-0	.375
Rhode Island	3-2-0	5-3-0	.625
Maine	1-4-0	3-5-0	.375
Vermont	0-5-0	0-9-0	.000

### 1969 Champion: Massachusetts

	Conference	Overall	Pct.
Massachusetts	5-0-0	6-3-0	.667
Connecticut	3-2-0	5-4-0	.556
Maine	3-2-0	5-4-0	.556
Vermont	2-3-0	3-6-0	.333
New Hampshire	1-4-0	3-5-0	.375
Rhode Island	1-4-0	3-6-0	.333

### 1968 Champions: New Hampshire, Connecticut

	Conference	Overall	Pct.
New Hampshire	4-1-0	6-2-0	.750
Connecticut	4-1-0	4-6-0	.400
Rhode Island	2-3-0	3-6-0	.333
Massachusetts	2-3-0	2-8-0	.200
Maine	2-3-0	3-5-0	.375
Vermont	1-4-0	3-6-0	.333

### 1967 Champion: Massachusetts

	Conference	Overall	Pct.
Massachusetts	5-0-0	7-2-0	.777
Connecticut	4-1-0	5-4-0	.555
Rhode Island	2-2-1	6-2-1	.722
New Hampshire	2-3-0	5-3-0	.625
Vermont	1-3-1	3-5-1	.389
Maine	0-5-0	0-8-0	.000

\* - NCAA Playoff Participant | \$ - NCAA Playoff Semifinalist  
! - NCAA Playoff Finalist | # - NCAA Champion

## CAA Football Year-By-Year Standings

### 1966 Champion: Massachusetts

	Conference	Overall	Pct.
Massachusetts	5-0-0	6-3-0	.667
Vermont	3-2-0	6-2-0	.750
Connecticut	2-2-1	2-6-1	.277
Maine	2-3-0	4-5-0	.444
Rhode Island	1-3-1	1-7-1	.167
New Hampshire	1-4-0	2-6-0	.250

### 1965 Champion: Maine

	Conference	Overall	Pct.
Maine	5-0-0	8-2-0	.800
Massachusetts	4-1-0	7-2-0	.778
Connecticut	2-2-0	3-6-0	.333
Vermont	2-2-0	6-2-0	.750
Rhode Island	1-4-0	2-7-0	.222
New Hampshire	0-5-0	0-8-0	.000

### 1964 Champion: Massachusetts

	Conference	Overall	Pct.
Massachusetts	5-0-0	8-2-0	.800
Vermont	4-1-0	7-1-0	.875
Connecticut	3-1-1	4-4-1	.500
Maine	2-3-0	5-3-0	.625
Rhode Island	1-4-0	3-7-0	.300
New Hampshire	0-4-1	1-6-1	.188

### 1963 Champion: Massachusetts

	Conference	Overall	Pct.
Massachusetts	5-0-0	8-0-1	.944
Maine	3-2-0	5-3-0	.625
Vermont	2-2-0	6-2-0	.750
Rhode Island	2-3-0	4-5-0	.444
Connecticut	1-3-0	2-6-0	.250
New Hampshire	1-4-0	2-6-0	.250

### 1962 Champion: New Hampshire

	Conference	Overall	Pct.
New Hampshire	4-0-1	7-0-1	.938
Massachusetts	4-1-0	6-3-0	.666
Connecticut	2-2-0	3-6-0	.333
Vermont	1-3-0	3-5-0	.375
Rhode Island	1-3-1	2-5-2	.333
Maine	1-4-0	4-4-0	.500

### 1961 Champion: Maine

	Conference	Overall	Pct.
Maine	5-0-0	8-0-1	.944
Massachusetts	3-1-0	5-4-0	.555
Connecticut	2-2-0	2-7-0	.222
New Hampshire	1-3-0	3-5-0	.375
Rhode Island	1-4-0	2-6-1	.277
Vermont	0-2-0	3-3-1	.500

### 1960 Champions: Connecticut, Massachusetts

	Conference	Overall	Pct.
Connecticut	3-1-0	5-4-0	.555
Massachusetts	3-1-0	7-2-0	.777
Maine	3-2-0	4-3-1	.563
New Hampshire	2-2-0	4-3-0	.571
Rhode Island	1-4-0	3-5-0	.375
Vermont	0-2-0	1-6-0	.143

### 1959 Champion: Connecticut

	Conference	Overall	Pct.
Connecticut	4-0-0	6-3-0	.667
Massachusetts	2-2-0	3-5-1	.438
Maine	1-2-2	3-3-2	.500
New Hampshire	1-2-1	3-3-2	.500
Rhode Island	1-2-1	3-5-1	.438
Vermont	0-1-0	4-3-0	.571

### 1958 Champion: Connecticut

	Conference	Overall	Pct.
Connecticut	4-0-0	7-3-0	.700
Maine	3-1-0	6-2-0	.750
Rhode Island	2-2-0	4-4-0	.500
Massachusetts	1-3-0	2-6-0	.250
New Hampshire	0-4-0	2-6-0	.250
Vermont	0-0-0	2-4-1	.357

### 1957 Champions: Rhode Island, Connecticut

	Conference	Overall	Pct.
Rhode Island	3-0-1	5-2-1	.688
Connecticut	3-0-1	5-4-1	.550
Maine	2-2-0	4-4-0	.500
Massachusetts	1-2-1	1-5-1	.214
New Hampshire	0-3-1	0-7-1	.000
Vermont	0-2-0	2-5-0	.286

### 1956 Champion: Connecticut

	Conference	Overall	Pct.
Connecticut	3-0-1	6-2-1	.777
Maine	3-1-0	5-2-0	.714
New Hampshire	2-1-1	3-4-1	.438
Vermont	1-2-0	2-5-0	.286
Massachusetts	1-3-0	2-5-1	.313
Rhode Island	1-4-0	2-6-0	.250

### 1955 Champion: Rhode Island

	Conference	Overall	Pct.
Rhode Island	4-0-1	6-1-2	.777
Maine	2-1-1	5-1-1	.786
New Hampshire	1-1-2	2-4-2	.375
Connecticut	2-2-0	4-4-0	.500
Massachusetts	1-3-0	4-4-0	.500
Vermont	0-3-0	3-3-1	.500

### 1954 Champion: New Hampshire

	Conference	Overall	Pct.
New Hampshire	4-0-0	7-1-0	.875
Rhode Island	3-1-0	6-2-0	.750
Maine	2-2-0	5-2-0	.714
Vermont	1-1-0	3-3-1	.500
Massachusetts	1-3-0	4-4-0	.500
Connecticut	0-4-0	1-8-0	.111

### 1953 Champions: New Hampshire, Rhode Island

	Conference	Overall	Pct.
New Hampshire	3-1-0	6-2-0	.750
Rhode Island	3-1-0	6-2-0	.750
Connecticut	2-1-1	3-4-1	.438
Maine	1-2-1	4-2-1	.643
Massachusetts	0-3-0	1-7-0	.125
Vermont	0-1-0	3-3-1	.500

### 1952 Champions: Rhode Island, Connecticut, Maine

	Conference	Overall	Pct.
Rhode Island	3-1-0	7-1-0	.875
Connecticut	3-1-0	5-3-0	.625
Maine	3-1-0	4-3-0	.571
Massachusetts	1-2-0	4-3-1	.563
New Hampshire	0-4-0	3-4-1	.438
Vermont	0-1-0	2-5-0	.286

### 1951 Champion: Maine

	Conference	Overall	Pct.
Maine	3-0-1	6-0-1	.929
Connecticut	2-1-0	4-4-0	.500
New Hampshire	1-2-1	5-2-1	.688
Rhode Island	1-3-0	3-5-0	.375
Vermont	0-3-0	0-7-0	.000
Massachusetts	2-0-0	3-4-1	.438

### 1950 Champion: New Hampshire

	Conference	Overall	Pct.
New Hampshire	4-0-0	8-0-0	1.000
Maine	3-1-0	5-1-1	.786
Rhode Island	2-2-0	3-5-0	.375
Vermont	0-3-0	2-5-0	.286
Connecticut	0-3-0	3-5-0	.375
Massachusetts	1-1-0	3-5-0	.375

### 1949 Champions: Connecticut, Maine

	Conference	Overall	Pct.
Connecticut	2-0-1	4-4-1	.500
Maine	2-0-1	2-4-1	.357
New Hampshire	1-3-0	4-4-0	.500
Rhode Island	0-4-0	0-8-0	.000
Vermont	2-0-0	6-2-0	.750
Massachusetts	1-1-0	3-5-0	.375

### 1948 Champion: New Hampshire

	Conference	Overall	Pct.
New Hampshire	3-1-0	5-3-0	.625
Connecticut	2-1-0	3-5-0	.375
Maine	1-2-0	4-3-0	.571
Rhode Island	0-4-0	2-5-1	.313
Vermont	1-1-0	4-3-1	.563
Massachusetts	2-0-0	3-4-1	.438

### 1947 Champion: New Hampshire

	Conference	Overall	Pct.
New Hampshire	4-0-0	8-1-0	.889
Maine	2-1-0	6-1-0	.857
Connecticut	1-2-0	4-4-0	.500
Rhode Island	1-3-0	3-4-0	.429
Massachusetts	0-1-1	3-4-1	.438
Vermont	0-1-1	3-4-1	.438

\* - NCAA Playoff Participant | \$ - NCAA Playoff Semifinalist  
! - NCAA Playoff Finalist | # - NCAA Champion

### CAA Football In The Playoffs

1978 First Round	MASSACHUSETTS 44, at Nevada-Reno 21
1978 Final	Florida A&M 35, MASSACHUSETTS 28
1981 First Round	at Idaho State 51, RHODE ISLAND 0
1982 First Round	at Colgate 21, BOSTON UNIV. 7
1983 First Round	BOSTON UNIV. 24, at Eastern Kentucky 20
1983 Quarterfinals	at Furman 35, BOSTON UNIV. 16
1984 First Round	at Richmond 35, BOSTON UNIV. 33
1984 Quarterfinals	at RHODE ISLAND 23, Richmond 17
1984 Semifinals	at Montana State 32, RHODE ISLAND 20
1985 First Round	at RHODE ISLAND 35, Akron 27
1985 Quarterfinals	at Furman 59, RHODE ISLAND 15
1986 First Round	DELAWARE 51, at William and Mary 17
1986 Quarterfinals	Arkansas State 55, at DELAWARE 14
1987 First Round	at Appalachian State 20, RICHMOND 3
1987 First Round	at Georgia Southern 31, MAINE 28 (OT)
1988 First Round	at Furman 21, DELAWARE 7
1988 First Round	at Eastern Kentucky 28, MASSACHUSETTS 17
1989 First Round	at SMS 38, MAINE 35
1989 First Round	at Georgia Southern 52, VILLANOVA 36
1990 First Round	at William and Mary 38, MASSACHUSETTS 0
1991 First Round	Samford 29, at NEW HAMPSHIRE 13
1991 First Round	at Youngstown State 17, VILLANOVA 16
1991 First Round	James Madison 42, at DELAWARE 35 (2OT)
1992 First Round	at Youngstown State 23, VILLANOVA 20
1992 First Round	at DELAWARE 56, Samford 21
1992 Quarterfinals	DELAWARE 41, at Northeast Louisiana 18
1992 Semifinals	at Marshall 28, DELAWARE 7
1993 First Round	at BOSTON UNIV. 27, Northern Iowa 21 (2OT)
1993 First Round	DELAWARE 49, at Montana 48
1993 First Round	at McNeese State 34, WILLIAM AND MARY 28
1993 Quarterfinals	at Idaho 21, BOSTON UNIV. 14
1993 Quarterfinals	at Marshall 34, DELAWARE 31
1994 First Round	at Eastern Kentucky 30, BOSTON UNIV. 23
1994 First Round	Appalachian State 17, at NEW HAMPSHIRE 10 (OT)
1994 First Round	at JAMES MADISON 45, Troy State 26
1994 Quarterfinals	at Marshall 28, JAMES MADISON 21 (OT)
1995 First Round	at DELAWARE 38, Hofstra 17
1995 First Round	at Appalachian State 31, JAMES MADISON 24
1995 Quarterfinals	at McNeese State 52, DELAWARE 18
1996 First Round	at WILLIAM AND MARY 45, Jackson State 6
1996 First Round	at Marshall 59, DELAWARE 14
1996 First Round	at East Tennessee State 35, VILLANOVA 29
1996 Quarterfinals	at Northern Iowa 38, WILLIAM AND MARY 35
1997 First Round	at VILLANOVA 49, Colgate 28
1997 First Round	at DELAWARE 24, Hofstra 14
1997 Quarterfinals	at DELAWARE 16, Georgia Southern 7
1997 Quarterfinals	Youngstown State 37, at VILLANOVA 34
1997 Semifinals	McNeese State 23, at DELAWARE 21
1998 First Round	Lehigh 24, at RICHMOND 23
1998 First Round	at CONNECTICUT 42, Hampton 34
1998 First Round	MASSACHUSETTS 21, at McNeese State 19
1998 Quarterfinals	at Georgia Southern 52, CONNECTICUT 30
1998 Quarterfinals	at MASSACHUSETTS 27, Lehigh 21
1998 Semifinals	MASSACHUSETTS 41, at Northwestern State 31
1998 Final	MASSACHUSETTS 55, Georgia Southern 43
1999 First Round	MASSACHUSETTS 30, at Furman 23 (OT)
1999 First Round	at Troy State 27, JAMES MADISON 7
1999 Quarterfinals	at Georgia Southern 38, MASSACHUSETTS 21
2000 First Round	at DELAWARE 49, Portland State 14
2000 First Round	at RICHMOND 10, Youngstown State 3
2000 Quarterfinals	at DELAWARE 47, Lehigh 22
2000 Quarterfinals	at Montana 34, RICHMOND 20
2000 Semifinals	Georgia Southern 27, at DELAWARE 18
2001 First Round	MAINE 14, at McNeese State 10
2001 First Round	at Lehigh 27, HOFSTRA 24 (OT)
2001 First Round	at Appalachian State 40, WILLIAM AND MARY 27
2001 Quarterfinals	at Northern Iowa 56, MAINE 28
2002 First Round	MAINE 14, at Appalachian State 13
2002 First Round	at VILLANOVA 45, Furman 38
2002 First Round	Fordham 29, at NORTHEASTERN 24
2002 Quarterfinals	at VILLANOVA 24, Fordham 10
2002 Quarterfinals	at Georgia Southern 31, MAINE 7
2002 Semifinals	at McNeese State 39, VILLANOVA 28
2003 First Round	at DELAWARE 48, Southern Illinois 7
2003 First Round	at Colgate 19, MASSACHUSETTS 7
2003 Quarterfinals	at DELAWARE 37, Northern Iowa 7
2003 Semifinals	at DELAWARE 24, Wofford 9
2003 Final	DELAWARE 40, Colgate 0

2004 First Round	at DELAWARE 28, Lafayette 14
2004 First Round	JAMES MADISON 14, at Lehigh 13
2004 First Round	NEW HAMPSHIRE 27, at Georgia Southern 23
2004 First Round	at WILLIAM AND MARY 42, Hampton 20
2004 Quarterfinals	at WILLIAM AND MARY 44, DELAWARE 38 (2OT)
2004 Quarterfinals	JAMES MADISON 14, at Furman 13
2004 Quarterfinals	at Montana 47, NEW HAMPSHIRE 17
2004 Semifinals	JAMES MADISON 48, at WILLIAM AND MARY 34
2004 Final	JAMES MADISON 31, Montana 21
2005 First Round	at NEW HAMPSHIRE 55, Colgate 21
2005 First Round	RICHMOND 38, at Hampton 10
2005 Quarterfinals	Northern Iowa 24, at NEW HAMPSHIRE 21
2005 Quarterfinals	Furman 24, at RICHMOND 20
2006 First Round	at MASSACHUSETTS 35, Lafayette 14
2006 First Round	NEW HAMPSHIRE 41, at Hampton 38
2006 First Round	at Youngstown State 35, JAMES MADISON 31
2006 Quarterfinals	at MASSACHUSETTS 24, NEW HAMPSHIRE 17
2006 Semifinals	MASSACHUSETTS 19, at Montana 17
2006 Final	Appalachian State 28, MASSACHUSETTS 17
2007 First Round	at DELAWARE 44, Delaware State 7
2007 First Round	at Appalachian State 28, JAMES MADISON 27
2007 First Round	at MASSACHUSETTS 49, Fordham 35
2007 First Round	at Northern Iowa 38, NEW HAMPSHIRE 35
2007 First Round	at RICHMOND 33, Eastern Kentucky 14
2007 Quarterfinals	DELAWARE 39, at Northern Iowa 27
2007 Quarterfinals	at Southern Illinois 34, MASSACHUSETTS 27
2007 Quarterfinals	RICHMOND 21, at Wofford 10
2007 Semifinals	at Appalachian State 55, RICHMOND 35
2007 Semifinals	DELAWARE 20, at Southern Illinois 17
2007 Final	Appalachian State 49, DELAWARE 21
2008 First Round	at RICHMOND 38, Eastern Kentucky 10
2008 First Round	at VILLANOVA 55, Colgate 28
2008 First Round	NEW HAMPSHIRE 29, at Southern Illinois 20
2008 First Round	at JAMES MADISON 38, Wofford 35
2008 First Round	at Northern Iowa 40, MAINE 15
2008 Quarterfinals	at JAMES MADISON 31, VILLANOVA 27
2008 Quarterfinals	RICHMOND 33, at Appalachian State 13

2008 Quarterfinals	at Northern Iowa 36, NEW HAMPSHIRE 34
2008 Semifinals	Montana 35, at JAMES MADISON 27
2008 Semifinals	RICHMOND 21, at Northern Iowa 20
2008 Final	RICHMOND 24, Montana 7
2009 First Round	at VILLANOVA 38, Holy Cross 28
2009 First Round	at RICHMOND 16, Elon 13
2009 First Round	at WILLIAM AND MARY 38, Weber State 0
2009 First Round	NEW HAMPSHIRE 49, at McNeese State 13
2009 Quarterfinals	WILLIAM AND MARY 24, at Southern Illinois 3
2009 Quarterfinals	at VILLANOVA 46, NEW HAMPSHIRE 7
2009 Quarterfinals	Appalachian State 35, at RICHMOND 31
2009 Semifinals	at VILLANOVA 14, WILLIAM AND MARY 13
2009 Final	VILLANOVA 23, Montana 21
2010 Second Round	at DELAWARE 42, Lehigh 20
2010 Second Round	NEW HAMPSHIRE 45, at Bethune-Cookman 20
2010 Second Round	Georgia Southern 31, at WILLIAM AND MARY 15
2010 Second Round	VILLANOVA 54, at Stephen F. Austin 24
2010 Quarterfinals	at DELAWARE 16, NEW HAMPSHIRE 3
2010 Quarterfinals	VILLANOVA 42, at Appalachian State 24
2010 Semifinals	at Eastern Washington 41, VILLANOVA 31
2010 Semifinals	at DELAWARE 27, Georgia Southern 10
2011 Final	Eastern Washington 20, DELAWARE 19
2011 First Round	JAMES MADISON 20, at Eastern Kentucky 17
2011 First Round	at OLD DOMINION 35, Norfolk State 18
2011 Second Round	at Georgia Southern 55, OLD DOMINION 48
2011 Second Round	MAINE 34, at Appalachian State 12
2011 Second Round	at Montana State 26, NEW HAMPSHIRE 25
2011 Second Round	Lehigh 40, at TOWSON 38
2011 Second Round	at North Dakota State 26, JAMES MADISON 14
2011 Quarterfinals	at Georgia Southern 35, MAINE 23
2012 First Round	at Stony Brook 20, VILLANOVA 10
2012 Second Round	at OLD DOMINION 63, Coastal Carolina 35
2012 Second Round	at Wofford 23, NEW HAMPSHIRE 7
2012 Quarterfinals	Georgia Southern 49, at OLD DOMINION 35

### FCS Championship Results

Year	Result (winning conference)	Site
1978	Florida A&M 35, MASSACHUSETTS 20 (Independent).....	Wichita Falls, Texas
1979	E. Kentucky 30, Lehigh 7 (OVC) .....	Orlando, Fla.
1980	Boise State 31, E. Kentucky 29 (Big Sky) .....	Sacramento, Calif.
1981	Idaho State 34, E. Kentucky 23 (Big Sky) .....	Wichita Falls, Texas
1982	E. Kentucky 17, Delaware 14 (OVC) .....	Wichita Falls, Texas
1983	S. Illinois 43, Western Carolina 17 (Gateway) .....	Charleston, S.C.
1984	Montana State 19, Louisiana Tech 6 (Big Sky) .....	Charleston, S.C.
1985	Georgia Southern 44, Furman 42 (Independent) .....	Tacoma, Wash.
1986	Georgia Southern 48, Arkansas State 21 (Independent) .....	Tacoma, Wash.
1987	Northeast Louisiana 43, Marshall 42 (Southland) .....	Pocatello, Idaho
1988	Furman 17, Georgia Southern 12 (Southern) .....	Pocatello, Idaho
1989	Georgia Southern 37, Stephen F. Austin 34 (Independent) .....	Statesboro, Ga.
1990	Georgia Southern 36, Nevada-Reno 13 (Independent) .....	Statesboro, Ga.
1991	Youngstown State 25, Marshall 17 (Independent) .....	Statesboro, Ga.
1992	Marshall 31, Youngstown State 28 (Southern) .....	Huntington, W.V.
1993	Youngstown State 17, Marshall 5 (Independent) .....	Huntington, W.V.
1994	Youngstown State 28, Boise State 14 (Independent) .....	Huntington, W.V.
1995	Montana 22, Marshall 20 (Big Sky) .....	Huntington, W.V.
1996	Marshall 49, Montana 29 (Southern) .....	Huntington, W.V.
1997	Youngstown State 10, McNeese State 9 (Gateway) .....	Chattanooga, Tenn.
1998	MASSACHUSETTS 55, Georgia Southern 43 (Atlantic 10) .....	Chattanooga, Tenn.
1999	Georgia Southern 59, Youngstown State 24 (Southern) .....	Chattanooga, Tenn.
2000	Georgia Southern 27, Montana 25 (Southern) .....	Chattanooga, Tenn.
2001	Montana 13, Furman 0 (Big Sky) .....	Chattanooga, Tenn.
2002	W. Kentucky 34, McNeese State 14 (Gateway) .....	Chattanooga, Tenn.
2003	DELAWARE 40, Colgate 0 (Atlantic 10) .....	Chattanooga, Tenn.
2004	JAMES MADISON 31, Montana 21 (Atlantic 10) .....	Chattanooga, Tenn.
2005	Appalachian State 21, Northern Iowa 16 (Southern) .....	Chattanooga, Tenn.
2006	Appalachian State 28, MASSACHUSETTS 17 (Southern) .....	Chattanooga, Tenn.
2007	Appalachian State 49, DELAWARE 21 (Southern) .....	Chattanooga, Tenn.
2008	RICHMOND 24, Montana 7 (CAA Football) .....	Chattanooga, Tenn.
2009	VILLANOVA 23, Montana 21 (CAA Football) .....	Chattanooga, Tenn.
2010-11	Eastern Washington 20, DELAWARE 19 (Big Sky) .....	Frisco, Texas
2012	North Dakota State 17, Sam Houston State 6 (Missouri Valley) .....	Frisco, Texas
2013	North Dakota State 39, Sam Houston State 13 (Missouri Valley) .....	Frisco, Texas

## CAA Football In The Playoffs

### CAA Football Postseason Records By Round *(includes Yankee and Atlantic 10 members since 1978)*

CAA Football Teams in Playoffs	Non-Conference	Overall
First Round.....	42-31 (.575).....	42-31 (.575)
Second Round <i>(since 2010)</i> .....	5-6 (.454).....	5-6 (.454)
Quarterfinals.....	13-22 (.371).....	18-27 (.400)
Semifinals.....	6-8 (.429).....	8-10 (.444)
Championship Game.....	5-4 (.556).....	5-4 (.556)
<b>All Rounds.....</b>	<b>71-71 (.500).....</b>	<b>78-78 (.500)</b>

### Team-By-Team Records In The NCAA Playoffs *(current members; during conference membership; versus all opponents)*

CAA Football Team	Home	Road	Neutral	Overall
Delaware.....	14-4 (.778).....	5-6 (.455).....	1-2 (.333).....	20-12 (.625)
James Madison.....	3-1 (.750).....	4-6 (.400).....	1-0 (1.000).....	8-7 (.533)
Maine.....	0-0 (.000).....	3-6 (.333).....	0-0 (.000).....	3-6 (.333)
New Hampshire.....	1-3 (.250).....	5-8 (.385).....	0-0 (.000).....	6-11 (.353)
Old Dominion.....	2-1 (.667).....	0-1 (.000).....	0-0 (.000).....	2-2 (.500)
Rhode Island.....	2-0 (1.000).....	0-3 (.000).....	0-0 (.000).....	2-3 (.667)
Richmond.....	4-3 (.571).....	4-3 (.571).....	1-0 (1.000).....	9-6 (.600)
Towson.....	0-1 (.000).....	0-0 (.000).....	0-0 (.000).....	0-1 (.000)
Villanova.....	7-1 (.875).....	2-8 (.200).....	1-0 (1.000).....	10-9 (.526)
William and Mary.....	4-2 (.667).....	1-4 (.200).....	0-0 (.000).....	5-6 (.455)
<b>CAA Football Overall.....</b>	<b>37-16 (.698).....</b>	<b>24-45 (.348).....</b>	<b>4-2 (.667).....</b>	<b>65-63 (.508)</b>

### CAA Football vs. The NCAA Playoff Field *(includes Yankee and Atlantic 10 members' opponents since 1978)*

*\*Does not reflect the UD-WM (2004), IMU-WM (2004), UNH-UMass (2006), VU-IMU (2008), UNH-VU (2009), WM-VU (2009) and UNH-UD (2010) contests as they were each Conference members at time of game.*

Appalachian State.....	4-9	Lehigh.....	4-3
Arkansas State.....	0-1	Louisiana-Monroe.....	1-0
Akron.....	1-0	Marshall.....	0-4
Bethune-Cookman.....	1-0	McNeese State.....	3-4
Coastal Carolina.....	1-0	Missouri State.....	0-1
Colgate.....	4-2	Montana.....	5-3
Delaware State.....	1-0	Montana State.....	0-2
E. Tenn. State.....	0-1	Nevada-Reno.....	1-0
Eastern Kentucky.....	4-2	Norfolk State.....	1-0
Eastern Washington.....	0-2	North Dakota State.....	0-1
Elon.....	1-0	Northern Iowa.....	4-6
Florida A&M.....	0-1	Northwestern State.....	1-0
Fordham.....	2-1	Portland State.....	1-0
Furman.....	3-4	Richmond.....	1-1
Georgia Southern.....	4-10	Samford.....	1-1
Hampton.....	4-0	Southern Illinois.....	4-1
Hofstra.....	2-0	Stephen F. Austin.....	1-0
Holy Cross.....	1-0	Stony Brook.....	0-1
Idaho.....	0-1	Troy State.....	1-1
Idaho State.....	0-1	Weber State.....	1-0
Jackson State.....	1-0	William and Mary.....	1-1
James Madison.....	0-1	Wofford.....	3-1
Lafayette.....	2-0	Youngstown State.....	1-4

### FCS Conferences In The NCAA Playoffs

Conference (First Year)	Overall
Southern (1982).....	99-61 (.619)
Independent.....	3-2 (.600)
Big Sky (1979).....	73-61 (.545)
Missouri Valley [Gateway] (1985).....	62-50 (.554)
CAA Football [Atlantic 10, Yankee] (1978).....	78-78 (.500)
Big South (2006).....	3-5 (.375)
Southland (1982).....	48-51 (.485)
Northeast (2010).....	1-3 (.250)
Ohio Valley (1979).....	24-48 (.333)
Patriot (1997).....	9-18 (.333)
Great West (2004).....	1-2 (.333)
Mid-Eastern Athletic (1981).....	6-26 (.188)
Southwestern Athletic (1978).....	0-19 (.000)

### CAA Football Multiple-Berth NCAA Postseasons *(includes Yankee and Atlantic 10 members since 1978)*

Year	Five Teams (3)	Four Teams (3)	Three Teams (9)	Two Teams (11)
1996	Delaware, James Madison, Massachusetts, New Hampshire, Richmond	Delaware, James Madison, New Hampshire, William and Mary	Delaware, New Hampshire, Villanova	Boston University, Rhode Island
1998	Delaware, James Madison, New Hampshire, Richmond	New Hampshire, Richmond, Villanova	Boston University, Delaware, William and Mary	Maine, Richmond
2001	Delaware, James Madison, New Hampshire, Richmond	Delaware, New Hampshire, Villanova	Boston University, Delaware, William and Mary	Delaware, Massachusetts
2002	Delaware, James Madison, New Hampshire, Richmond	Delaware, New Hampshire, Villanova	Boston University, Delaware, William and Mary	Maine, Villanova
2006	Delaware, James Madison, New Hampshire, Richmond	Delaware, New Hampshire, Villanova	Boston University, Delaware, William and Mary	Delaware, Villanova
2012	Delaware, James Madison, New Hampshire, Richmond	Delaware, New Hampshire, Villanova	Boston University, Delaware, William and Mary	Delaware, James Madison
				Delaware, Villanova
				James Madison, Massachusetts
				Delaware, Richmond
				Delaware, Massachusetts
				New Hampshire, Richmond

### CAA Football In The NCAA Playoffs *(includes Yankee and Atlantic 10 members since 1978)*

<b>Overall NCAA Postseason Berths from CAA Football</b>	83 (15 total schools)
<b>Longest consecutive streak of NCAA Postseason Berths from CAA Football</b>	33 straight seasons (1981-2012)
<b>Multiple-NCAA Postseason berths from CAA Football</b>	26 seasons
<b>Longest consecutive streak of Multiple-NCAA Postseason Berths from CAA Football</b>	22 straight seasons (1991-2012)

### NCAA Division I National Championship Game

College football coaches often say the greatest improvement a team makes is between its first and second game. Team Frisco certainly agrees. After staging a successful championship game in 2012 at FC Dallas Stadium in Frisco, Texas, this year's game was again hailed as a success. A capacity crowd of 21,411 representing two fervent fan bases converged on suburban Dallas to watch a 2012 championship game rematch in which North Dakota State again claimed the FCS crown with a 39-13 win over Sam Houston State.

North Dakota State won its second-consecutive national title at the Division I level to go with five Division II titles, the last in 1990. This was the first of the last five Division I championship games that has not produced a first-time champion: Richmond following the 2008 season, Villanova in 2009, Eastern Washington in 2010 and North Dakota State in 2011.

While the games have no doubt been the highlight, it is a week's worth of events that have separated the event in Frisco from past championships – not to mention the great Texas hospitality.

The teams arrive in Texas four days before the game starts. They're greeted by signs and banners around town as well as great crowds at their respective team headquarters. The next day, the teams visit local elementary schools where they are welcomed by students eager to show off their school spirit for their newly adopted college teams. Later that night, the two participating teams gather for the Great Texas Barbecue Bowl that showcase the legendary Texas culture and hospitality. On Friday, teams attend the Champions Luncheon and make last-minute tweaks in game preparation.

The day of the game, fans begin gathering at restaurants and parking lots surrounding FC Dallas Stadium and take part in Tailgate Town that features quality entertainment and even more Texas sounds, flavors and hospitality.

The local organizing committee, collectively known as Team Frisco consists of the City of Frisco, its Economic Development Corporation and Convention & Visitors Bureau, Hunt Sports Group/FC Dallas Stadium, the Frisco Chamber of Commerce and Frisco-based Southland Conference.



## CAA Football Postseason History

## Delaware

Year	Game/Bowl	Opponent	Result
1946	Cigar Bowl	Rollins (FL)	W/21-7
1954	Refrigerator Bowl	Kent State	W/19-7
1968	Boardwalk Bowl	Indiana (PA)	W/31-24
1969	Boardwalk Bowl	N.C. Central	W/31-13
1970	Boardwalk Bowl	Morgan State	W/38-23
1971	Boardwalk Bowl	C.W. Post	W/72-22
1973	NCAA II Quarterfinals	Grambling	L/17-8
1974	NCAA II Quarterfinals	Youngstown State	W/35-14
	NCAA II Semifinals	UNLV	W/49-11
	NCAA II Final	Central Michigan	L/54-14
1976	NCAA II Quarterfinals	Northern Michigan	L/28-17
1978	NCAA II Quarterfinals	Jacksonville State	W/42-27
	NCAA II Semifinals	Winston-Salem State	W/41-0
	NCAA II Final	Eastern Illinois	L/10-9
1979	NCAA II Quarterfinals	Virginia Union	W/58-28
	NCAA II Semifinals	Mississippi College	W/60-10
	NCAA II Final	Youngstown State	W/38-21
1981	NCAA I-AA First Round	Eastern Kentucky	L/35-28
1982	NCAA I-AA Quarterfinals	Colgate	W/20-13
	NCAA I-AA Semifinals	Louisiana Tech	W/17-0
	NCAA I-AA Final	Eastern Kentucky	L/17-14
1986	NCAA I-AA First Round	William and Mary	W/51-17
	NCAA I-AA Quarterfinals	Arkansas State	L/55-14
1988	NCAA I-AA First Round	Furman	L/21-7
1991	NCAA I-AA First Round	James Madison (20T)	L/42-35
1992	NCAA I-AA First Round	Samford	W/56-21
	NCAA I-AA Quarterfinals	NE Louisiana	W/41-18
	NCAA I-AA Semifinals	Marshall	L/21-7
1993	NCAA I-AA First Round	Montana	W/49-48
	NCAA I-AA Quarterfinals	Marshall	L/34-31
1995	NCAA I-AA First Round	Hofstra	W/38-17
	NCAA I-AA Quarterfinals	McNeese State	L/52-18
1996	NCAA I-AA First Round	Marshall	L/59-14
1997	NCAA I-AA First Round	Hofstra	W/29-14
	NCAA I-AA Quarterfinals	Georgia Southern	W/16-7
	NCAA I-AA Semifinals	McNeese State	L/23-21
2000	NCAA I-AA First Round	Portland State	W/49-14
	NCAA I-AA Quarterfinals	Lehigh	W/47-22
	NCAA I-AA Semifinals	Georgia Southern	L/27-18
2003	NCAA I-AA First Round	Southern Illinois	W/48-7
	NCAA I-AA Quarterfinals	Northern Iowa	W/37-7
	NCAA I-AA Semifinals	Wofford	W/24-9
	NCAA I-AA Final	Colgate	W/40-0
2004	NCAA I-AA First Round	Lafayette	W/28-14
	NCAA I-AA Quarterfinals	William and Mary (20T)	L/44-38
2007	NCAA FCS First Round	Delaware State	W/44-7
	NCAA FCS Quarterfinals	Northern Iowa	W/39-27
	NCAA FCS Semifinals	Southern Illinois	W/20-17
	NCAA FCS Final	Appalachian State	L/49-21
2010	NCAA FCS Second Round	Lehigh	W/42-20
	NCAA FCS Quarterfinals	New Hampshire	W/16-3
	NCAA FCS Semifinals	Georgia Southern	W/27-10
	NCAA FCS Final	Eastern Washington	L/20-19

## James Madison

Year	Game/Bowl	Opponent	Result
1987	NCAA I-AA First Round	Marshall	L/41-12
1991	NCAA I-AA First Round	Delaware (20T)	W/42-35
	NCAA I-AA Quarterfinals	Samford	L/24-21
1994	NCAA I-AA First Round	Troy State	W/45-26
	NCAA I-AA Quarterfinals	Marshall (OT)	L/28-21
1995	NCAA I-AA First Round	Appalachian State	L/31-24
1999	NCAA I-AA First Round	Troy State	L/27-7
2004	NCAA I-AA First Round	Lehigh	W/14-13
	NCAA I-AA Quarterfinals	Furman	W/14-13
	NCAA I-AA Semifinals	William and Mary	W/48-34
	NCAA I-AA Final	Montana	W/31-21
2006	NCAA FCS First Round	Youngstown State	L/35-31
2007	NCAA FCS First Round	Appalachian State	L/28-27
2008	NCAA FCS First Round	Wofford	W/38-35
	NCAA FCS Quarterfinals	Villanova	W/31-27
	NCAA FCS Semifinals	Montana	L/35-27
2011	NCAA FCS First Round	Eastern Kentucky	W/20-17
	NCAA FCS Second Round	North Dakota State	L/26-14

## Maine

Year	Game/Bowl	Opponent	Result
1965	Tangerine Bowl	East Carolina	L/31-0
1987	NCAA I-AA First Round	Georgia Southern (OT)	L/31-28
1989	NCAA I-AA First Round	SMS	L/38-35
2001	NCAA I-AA First Round	McNeese State	W/14-10
	NCAA I-AA Quarterfinals	Northern Iowa	L/56-28
2002	NCAA I-AA First Round	Appalachian State	W/14-13
	NCAA I-AA Quarterfinals	Georgia Southern	L/31-7
2008	NCAA FCS First Round	Northern Iowa	L/40-15
2011	NCAA FCS Second Round	Appalachian State	W/34-12
	NCAA FCS Quarterfinals	Georgia Southern	L/35-23

## CAA Football Postseason History

## New Hampshire

Year	Game/Bowl	Opponent	Result
1947	Glass Bowl	Toledo	L/20-14
1975	NCAA II Quarterfinals	Lehigh	W/35-21
	NCAA II Semifinals	Western Kentucky	L/14-3
1976	NCAA II Quarterfinals	Montana State	L/17-16
1991	NCAA I-AA First Round	Samford	L/29-13
1994	NCAA I-AA First Round	Appalachian State (OT)	L/17-10
2004	NCAA I-AA First Round	Georgia Southern	W/27-23
	NCAA I-AA Quarterfinals	Montana	L/47-17
2005	NCAA I-AA First Round	Colgate	W/55-21
	NCAA I-AA Quarterfinals	Northern Iowa	L/24-21
2006	NCAA FCS First Round	Hampton	W/41-38
	NCAA FCS Quarterfinals	Massachusetts	L/24-17
2007	NCAA FCS First Round	Northern Iowa	L/38-35
2008	NCAA FCS First Round	Southern Illinois	W/29-20
	NCAA FCS Quarterfinals	Northern Iowa	L/36-34
2009	NCAA FCS First Round	McNeese State	W/49-13
	NCAA FCS Quarterfinals	Villanova	L/46-7
2010	NCAA FCS Second Round	Bethune-Cookman	W/45-20
	NCAA FCS Quarterfinals	Delaware	L/16-3
2011	NCAA FCS Second Round	Montana State	L/26-25
2012	NCAA FCS Second Round	Wofford	L/23-7

## Old Dominion

Year	Game/Bowl	Opponent	Result
2011	NCAA FCS First Round	Norfolk State	W/35-18
	NCAA FCS Second Round	Georgia Southern	L/55-48
2012	NCAA FCS Second Round	Coastal Carolina	W/63-35
	NCAA Quarterfinals	Georgia Southern	L/49-35

## Rhode Island

Year	Game/Bowl	Opponent	Result
1955	Refrigerator Bowl	Jacksonville State	L/12-10
1981	NCAA I-AA Quarterfinals	Idaho State	L/51-0
1984	NCAA I-AA Quarterfinals	Richmond	W/23-17
	NCAA I-AA Semifinals	Montana State	L/32-20
1985	NCAA I-AA First Round	Akron	W/35-27
	NCAA I-AA Quarterfinals	Furman	L/29-15

## Richmond

Year	Game/Bowl	Opponent	Result
1968	Tangerine Bowl	Ohio University	W/49-42
1971	Tangerine Bowl	Toledo	L/28-3
1984	NCAA I-AA First Round	Boston University	W/35-33
	NCAA I-AA Quarterfinals	Rhode Island	L/23-17
1987	NCAA I-AA First Round	Appalachian State	L/20-3
1998	NCAA I-AA First Round	Lehigh	L/24-23
2000	NCAA I-AA First Round	Youngstown State	W/10-3
	NCAA I-AA Quarterfinals	Montana	L/34-20
2005	NCAA I-AA First Round	Hampton	W/38-10
	NCAA I-AA Quarterfinals	Furman	L/24-20
2007	NCAA FCS First Round	Eastern Kentucky	W/33-14
	NCAA FCS Quarterfinals	Wofford	W/21-10
	NCAA FCS Semifinals	Appalachian State	L/55-35
2008	NCAA FCS First Round	Eastern Kentucky	W/38-10
	NCAA FCS Quarterfinals	Appalachian State	W/33-13
	NCAA FCS Semifinals	Northern Iowa	W/21-20
	NCAA FCS Final	Montana	W/24-7
2009	NCAA FCS First Round	Elon	W/16-13
	NCAA FCS Quarterfinals	Appalachian State	L/35-31

## Towson

Year	Game/Bowl	Opponent	Result
1976	NCAA III Quarterfinals	C.W. Post	W/14-10
	NCAA III Semifinals	St. Lawrence	W/38-36
	NCAA III Final	St. John's (MN)	L/31-28
1983	NCAA II Quarterfinals	North Dakota State	L/24-17
1984	NCAA II Quarterfinals	Norfolk State	W/31-21
	NCAA II Semifinals	Troy State	L/45-3
1986	NCAA II Quarterfinals	Central State	L/31-0
2011	NCAA FCS Second Round	Lehigh	L/40-38

## Villanova

Year	Game/Bowl	Opponent	Result
1936	Bacardi Bowl	Auburn	T/7-7
1947	Great Lakes Bowl	Kentucky	L/24-14
1949	Harbor Bowl	Nevada	W/27-7
1961	Sun Bowl	Wichita	W/17-9
1962	Liberty Bowl	Oregon State	L/6-0
1989	NCAA I-AA First Round	Georgia Southern	L/52-36
1991	NCAA I-AA First Round	Youngstown State	L/17-16
1992	NCAA I-AA First Round	Youngstown State	L/23-20
1996	NCAA I-AA First Round	East Tennessee State	L/35-29
1997	NCAA I-AA First Round	Colgate	W/49-28
	NCAA I-AA Quarterfinals	Youngstown State	L/37-34
2002	NCAA I-AA First Round	Furman	W/45-38
	NCAA I-AA Quarterfinals	Fordham	W/24-10
	NCAA I-AA Semifinals	McNeese State	L/39-28
2008	NCAA FCS First Round	Colgate	W/55-28
	NCAA FCS Quarterfinals	James Madison	L/31-27
2009	NCAA FCS First Round	Holy Cross	W/38-28
	NCAA FCS Quarterfinals	New Hampshire	W/46-7
	NCAA FCS Semifinals	William and Mary	W/14-13
	NCAA FCS Final	Montana	W/23-21
2010	NCAA FCS Second Round	Stephen F. Austin	W/54-24
	NCAA FCS Quarterfinals	Appalachian State	W/42-24
	NCAA FCS Semifinals	Eastern Washington	L/41-31
2012	NCAA FCS First Round	Stony Brook	L/20-10

## William and Mary

Year	Game/Bowl	Opponent	Result
1947	Dixie Bowl	Arkansas	L/21-19
1948	Delta Bowl	Oklahoma A&M	W/20-0
1970	Tangerine Bowl	Toledo	L/40-12
1986	NCAA I-AA First Round	Delaware	L/51-17
1988	Ivy Bowl	Japan All-Stars	W/73-3
1989	NCAA I-AA First Round	Furman	L/24-10
1990	NCAA I-AA First Round	Massachusetts	W/38-0
	NCAA I-AA Quarterfinals	Central Florida	L/52-38
1992	Ivy Bowl	Nihon University	W/35-10
1993	NCAA I-AA First Round	McNeese State	L/34-28
1996	NCAA I-AA First Round	Jackson State	W/45-6
	NCAA I-AA Quarterfinals	Northern Iowa	L/38-35
2001	NCAA I-AA First Round	Appalachian State	L/40-27
2004	NCAA I-AA First Round	Hampton	W/42-35
	NCAA I-AA Quarterfinals	Delaware (20T)	W/44-38
	NCAA I-AA Semifinals	James Madison	L/48-34
2009	NCAA FCS First Round	Weber State	W/38-0
	NCAA FCS Quarterfinals	Southern Illinois	W/24-3
	NCAA FCS Semifinals	Villanova	L/14-13
2010	NCAA FCS Second Round	Georgia Southern	L/31-15

## CAA Football All-Americans

The Sports Network, considered the most widely-referenced news service of FCS, has selected an All-America team since 1987. The American Football Coaches Association (AFCA) has selected an FCS All-America team every year since 1979. Below is a listing of CAA Football All-America honorees as selected by both entities.

### 2012 The Sports Network

#### First Team

QB ..... Taylor Heinicke, ODU  
OL ..... Earl Watford, JMU  
LB ..... Matt Evans, UNH  
DB ..... Cooper Taylor, UR

#### Second Team

FB ..... Kendall Gaskins, UR  
LB ..... Stephon Robertson, JMU  
DB ..... B.W. Webb, W&M

#### Third Team

DE ..... Frank Beltre, TU  
DT ..... Eric Burnette, ODU  
DT ..... Jared Smith, UNH  
LB ..... Paul Worrirow, UD

#### American Football Coaches Association

OL ..... Earl Watford, JMU  
LB ..... Matt Evans, UNH

### 2011 The Sports Network

#### First Team

RB ..... Terrance West, TOW  
OL ..... Gino Gradkowski, UD  
DL ..... Ronnie Cameron, ODU  
LB ..... Matt Evans, UNH

#### Second Team

RB ..... Jonathan Grimes, WM  
P ..... Jonathan Plisco, ODU

#### Third Team

WR ..... Tre Gray, UR

#### American Football Coaches Association

OL ..... Gino Gradkowski, UD  
DL ..... Ronnie Cameron, ODU  
LB ..... Tyler Holmes, UMass

### 2010 The Sports Network

#### First Team

OT ..... Ben Ijalana, VU  
DT ..... Martin Parker, UR  
LB ..... Tyler Holmes, UMass

#### Second Team

TE ..... Alex Gottlieb, WM  
OT ..... Keith Hill, Jr., WM  
LB ..... Matt Evans, UNH  
LB ..... Eric McBride, UR  
CB ..... Dino Vasso, UNH

#### Third Team

RB ..... Andrew Pierce, UD  
FB ..... Kendall Gaskins, UR  
CB ..... Justin Rogers, UR  
S ..... Anthony Bratton, UD  
P ..... David Miller, WM

#### American Football Coaches Association

OL ..... Ben Ijalana, VU  
DL ..... Martin Parker, UR  
LB ..... Tyler Holmes, UMass  
LB ..... Eric McBride, UR  
DB ..... Dino Vasso, UNH  
P ..... David Miller, WM

### 2009 The Sports Network

#### First Team

OG ..... Matt McCracken, UR  
OT ..... Vladimir Ducasse, UMass  
OT ..... Ben Ijalana, VU  
AP ..... Matt Szczur, VU  
DE ..... Arthur Moats, JMU

DT ..... Sean Lissemore, WM  
SS ..... Jeremy Miles, UMass

#### Second Team

TE ..... Scott Sicko, UNH  
DE ..... Adrian Tracy, WM  
DT ..... Martin Parker, UR  
LB ..... Terence Thomas, VU  
SS ..... Terrence Klein, UNH  
FS ..... Charles Graves, UD  
KR ..... Scotty McGee, JMU

#### Third Team

OG ..... Dorian Brooks, JMU  
DE ..... Tim Kukucka, VU  
DT ..... Sam Daniels, JMU  
LB ..... Luke Bonus, HOF  
LB ..... Rob Damon, URI  
PK ..... Armando Cuko, UMass

#### American Football Coaches Association

TE ..... Scott Sicko, UNH  
OL ..... Matt McCracken, UR  
DL ..... Arthur Moats, JMU  
DL ..... Adrian Tracy, WM  
DB ..... Charles Graves, UD  
DB ..... Justin Rogers, UR  
PK ..... Armando Cuko, UMass

### 2008 The Sports Network

#### First Team

OG ..... Matthew McCracken, UR  
OC ..... Scott Lemn, JMU  
DE ..... Jovan Belcher, UM  
P ..... Brett Arnold, UMass

#### Second Team

QB ..... Rodney Landers, JMU  
FB ..... Jared Turcotte, UM  
TE ..... Scott Sicko, UNH  
DE ..... Lawrence Sidbury, UR  
S ..... Marcus Haywood, JMU  
S ..... Jeremy Miles, UMass  
PR ..... Scotty McGee, JMU

#### Third Team

RB ..... Josh Vaughan, UR  
DE ..... Greg Miller, VU

#### Honorable Mention

FB ..... John Crone, UR  
FB ..... Jhamal Fluellen, UM  
WR ..... Mike Boyle, UNH  
OT ..... Izzy Bauta, VU  
OT ..... Vladimir Ducasse, UMass  
OT ..... Ben Ijalana, VU  
OT ..... Michael Silva, UR  
OG ..... Dorian Brooks, JMU  
OC ..... Ryan Canary, UM  
OC ..... Kheon Hendricks, UD  
PK ..... Dave Stannard, JMU  
KR ..... Jonathan Grimes, WM  
KR ..... Scotty McGee, JMU  
DE ..... Sherman Logan, UR  
DE ..... Adrian Tracy, WM  
LB ..... Osayi Osunde, VU  
CB ..... Courtney Robinson, UMass  
CB ..... Justin Rogers, UR

#### American Football Coaches Association

DL ..... Jovan Belcher, UM  
DL ..... Greg Miller, VU  
AP ..... Scotty McGee, JMU

### 2007 The Sports Network

#### First Team

RB ..... Omar Cuff, UD

RB ..... Tim Hightower, UR  
LB ..... Brian Bradford, TU  
S ..... Tony LeZotte, JMU  
PK ..... Jon Striefsky, UD

#### Second Team

WR ..... J.J. Moore, UMass  
TE ..... Scott Sicko, UNH  
OT ..... Mike Byrne, UD  
LB ..... Jason Hatchell, UMass

#### Third Team

QB ..... Joe Flacco, UD  
FB ..... Joe Casey, URI  
WR ..... Charles Sullivan, HOF  
OG ..... Matt McCracken, UR  
DE ..... Jovan Belcher, UM  
KR ..... Justin Rogers, UR

#### Honorable Mention

QB ..... Liam Coen, UMass  
QB ..... Ricky Santos, UNH  
RB ..... Matt Lawrence, UMass  
TE ..... Robbie Agnone, UD  
TE ..... Drew Atchison, WM  
TE ..... Matt Sherry, VU  
WR ..... Keith LeVan, UNH  
WR ..... Aaron Love, UD  
OC ..... Matt Austin, UMass  
OC ..... Kheon Hendricks, UD  
OC ..... Scott Lemn, JMU  
DE ..... John Baranowsky, JMU  
DE ..... David Burris, UMass  
DE ..... Matt Coreorelle, UD  
LB ..... Justin Barnes, JMU  
LB ..... Gian Villante, HOF  
LB ..... Charles Walker, UMass  
CB ..... Courtney Robinson, UMass  
CB ..... Sean Smalls, UMass  
S ..... Jeff Pammer, UNH  
PK ..... Dave Stannard, JMU

#### American Football Coaches Association

QB ..... Ricky Santos, UNH  
RB ..... Omar Cuff, UD  
LB ..... Brian Bradford, TU  
DB ..... Tony LeZotte, JMU

### 2006 The Sports Network

#### First Team

WR ..... David Ball, UNH  
DB ..... James Ihedigbo, UMass  
LB ..... Akeem Jordan, JMU  
DL ..... Matt King, UM  
OL ..... Alex Miller, UMass  
TE ..... Ben Patrick, UD  
QB ..... Ricky Santos, UNH  
DL ..... Kevin Winston, JMU

#### Second Team

RB ..... Steve Baylark, UMass  
OL ..... Corey Davis, JMU  
DB ..... Tony LeZotte, JMU  
K ..... Rob Zarrilli, HOF

#### Third Team

OL ..... Matt Austin, UMass  
DB ..... Allyn Bacchus, VU  
OL ..... Tucker Peterson, UNH

#### American Football Coaches Association

WR ..... David Ball, UNH  
OL ..... Alex Miller, UMass  
TE ..... Ben Patrick, UD  
LB ..... Akeem Jordan, JMU  
DL ..... Matt King, UM

## CAA Football All-Americans

The Sports Network, considered the most widely-referenced news service of FCS, has selected an All-America team since 1987. The American Football Coaches Association (AFCA) has selected an FCS All-America team every year since 1979. Below is a listing of CAA Football All-America honorees as selected by both entities.

### 2005

#### The Sports Network

##### First Team

LB..... Brian Hulea, VU  
DB..... Shannon James, UMass  
DB..... Tony LeZotte, JMU

##### Second Team

QB..... Ricky Santos, UNH  
WR..... David Ball, UNH  
TE..... Jonathan Williams, UNH

##### Third Team

RB..... Omar Cuff, UD  
OL..... Willie Colon, HOF  
OL..... Matt Magerko, JMU  
P..... Christian Koegel, UMass

#### American Football Coaches Association

WR..... David Ball, UNH  
OL..... Willie Colon, HOF  
LB..... Brian Hulea, VU  
DB..... Shannon James, UMass

### 2004

#### The Sports Network

##### First Team

QB..... Lang Campbell, WM  
WR..... David Ball, UNH  
DB..... Shannon James, UMass  
LB..... Gian Villante, HOF

##### Second Team

PK..... Greg Kuehn, WM  
RS..... Sidney Haugabrook, UD  
DL..... Jamil Butler, VU  
DL..... George Peterson, UNH  
LB..... Liam Ezekiel, NU

##### Third Team

WR..... Dominique Thompson, WM  
RS..... Arel Gordon, UM  
OL..... Dustin Bayer, URI  
DL..... Chris Mooney, UD  
DL..... Tom Parks, UD  
LB..... Kwynn Walton, JMU  
DB..... Tony LeZotte, JMU  
DB..... Brandon McGowan, UM

#### American Football Coaches Association

QB..... Lang Campbell, WM  
DB..... Sidney Haugabrook, UD

### 2003

#### The Sports Network

##### First Team

LB..... Liam Ezekiel, NU  
DL..... Shawn Johnson, UD  
OL..... Jason Nerys, UD

##### Second Team

OL..... Adam Bourget, NU  
QB..... Andy Hall, UD

##### Third Team

LB..... Jeremy Cain, UMass  
DB..... Anton McKenzie, UMass  
DL..... Jerame Southern, JMU

#### American Football Coaches Association

WR..... Rich Musinski, WM  
DL..... Shawn Johnson, UD

### 2002

#### The Sports Network

##### Second Team

QB..... Brett Gordon, VU  
LB..... Stephen Cooper, UM  
LB..... Dan Mulhern, UD  
LB..... Renauld Williams, HOF

##### Third Team

OL..... Dwight Beard, WM  
OL..... Mike Brigandi, HOF  
LB..... Liam Ezekiel, NU

#### American Football Coaches Association

OL..... Dwight Beard, WM  
RB..... Stephan Lewis, UNH  
LB..... Stephen Cooper, UM

### 2001

#### The Sports Network

##### First Team

QB..... Rocky Butler, HOF  
RB..... Brian Westbrook, VU  
OL..... Dan Zorger, HOF  
DL..... Ryan Fletcher, HOF  
LB..... Derrick Lloyd, JMU

##### Second Team

TE..... Chad Hayes, UM  
OL..... Eammon Allen, VU  
DL..... Valdamar Brower, UMass  
DL..... Jonathan Wilfong, UR  
DB..... Lance Small, URI

##### Third Team

OL..... Jason Ball, UNH  
RS..... Lennard Byrd, UM  
DB..... T.J. Hill, NU  
DB..... Doug Shanahan, HOF

#### American Football Coaches Association

TE..... Chad Hayes, UM  
RB..... Brian Westbrook, VU

### 2000

#### The Sports Network

##### First Team

OL..... Jeff Fiss, UD  
RS..... Brian Westbrook, VU  
DL..... Raheem Walker, WM  
LB..... Kole Ayi, UMass

##### Second Team

RB..... Brian Westbrook, VU  
OL..... Eric Beatty, UR  
DL..... Chris Morant, JMU  
LB..... Brian McKenna, UD  
DB..... T.J. Hill, NU

##### Third Team

QB..... Matt Nagy, UD  
DL..... Mike Cecere, UD  
LB..... Derick Pack, JMU

#### American Football Coaches Association

OL..... Eric Beatty, UR  
LB..... Brian McKenna, UD  
RS..... Brian Westbrook, VU

### 1999

#### The Sports Network

##### First Team

PK..... Brett Sterba, WM  
LB..... Kole Ayi, UMass  
DB..... Jerard White, UMass

##### Second Team

RB..... Curtis Keaton, JMU  
RB..... Marcel Shipp, UMass  
WR..... Murle Sango, VU  
DL..... Chris Morant, JMU  
DL..... JoJo Oliphant, UM  
DB..... Jeremy Robinson, UMass

##### Third Team

LB..... Derick Pack, JMU

#### American Football Coaches Association

RB..... Curtis Keaton, JMU  
DL..... JoJo Oliphant, UM  
DB..... Jared White, UMass  
PK..... Brett Sterba, WM

### 1998

#### The Sports Network

##### First Team

RB..... Jerry Azumah, UNH  
WR..... Eddie Conti, UD  
WR..... Brian Westbrook, VU  
TE..... Kerry Taylor, UMass  
OL..... Walter Jones, UNH  
DL..... Marc Megna, UR  
LB..... Khari Samuel, UMass

##### Second Team

QB..... Mike Cook, WM  
RB..... Marcel Shipp, UMass  
TE..... Mike Leach, WM  
DL..... Frank Ferrara, URI  
LB..... Miguel Viera, URI  
DB..... Aaron Dashiell, UM  
DB..... Winston October, UR  
RS..... Brian Westbrook, VU

##### Third Team

QB..... Todd Bankhead, UMass  
DL..... Raheem Walker, WM  
DB..... Tony Booth, JMU

#### American Football Coaches Association

WR..... Eddie Conti, UD  
TE..... Kerry Taylor, UMass  
OL..... Eric King, UR  
RB..... Jerry Azumah, UNH

### 1997

#### The Sports Network

##### First Team

WR..... Brian Finneran, VU  
LB..... Shawn Barber, UR  
P..... Brad Costello, BU

##### Second Team

RB..... Jerry Azumah, UNH  
OL..... TaVarr Closs, UC  
DB..... Tony Booth, JMU

##### Third Team

QB..... Chris Boden, VU  
DL..... Marc Megna, UR  
DB..... Dorrell Green, UD  
PK..... Brian Shallcross, WM  
KR..... Delvin Joyce, JMU

#### American Football Coaches Association

WR..... Brian Finneran, VU  
OL..... TaVarr Closs, UC  
LB..... Shawn Barber, UR  
RS..... Jerry Azumah, UNH

### 1996

#### The Sports Network

##### First Team

DB..... Kenny Bailey, UD  
DB..... Darren Sharper, WM

##### Second Team

RB..... Jerry Azumah, UNH  
OL..... Josh Beyer, WM  
DL..... Will Santi, URI

##### Third Team

WR..... Brian Finneran, VU  
DL..... Todd Williamson, UM  
LB..... Brian Smith, UD  
P..... Brad Costello, BU

## CAA Football All-Americans

The Sports Network, considered the most widely-referenced news service of FCS, has selected an All-America team since 1987. The American Football Coaches Association (AFCA) has selected an FCS All-America team every year since 1979. Below is a listing of CAA Football All-America honorees as selected by both entities.

### American Football Coaches Association

WR ..... Brian Finneran, VU  
 OL ..... Josh Beyer, WM  
 OL ..... Jerome Daniels, NU  
 DB ..... Darren Sharper, WM

### 1995 The Sports Network

**First Team**  
 C ..... David Bailey, JMU  
 DB ..... Darren Sharper, WM

**Second Team**  
 OL ..... Steve Archibald, UD  
 OL ..... Shannon Trostle, UD  
 DL ..... Lou D'Agostino, URI  
 PK ..... John Coursey, JMU

**Third Team**  
 TE ..... Ed Perry, JMU  
 OL ..... Josh Beyer, WM  
 DL ..... Brian Smith, URI  
 DB ..... Kenny Bailey, UD  
 RS ..... Cy Butler, URI

### American Football Coaches Association

DB ..... Kenny Bailey, UD

### 1994 The Sports Network

**First Team**  
 LB ..... Tyrone Frazier, VU

**Second Team**  
 C ..... Andre Maksimov, BU  
 RB ..... Rene Ingoglia, UMass  
 DE ..... Brian Corcoran, UMass  
 DT ..... Tyrone Washington, JMU

**Third Team**  
 QB ..... Robert Dougherty, BU  
 RB ..... Daryl Brown, UD  
 WR ..... Carnell Henderson, BU  
 TE ..... Ed Perry, JMU  
 OL ..... Shannon Trostle, UD  
 CB ..... Chris Helon, BU  
 KR ..... Dwight Robinson, JMU

**Honorable Mention**  
 OT ..... Steve Archibald, UD  
 OT ..... Keith Novak, UNH  
 OT ..... Mike Pedone, BU  
 OT ..... Brent Secrist, JMU  
 OG ..... John Karas, JMU  
 PK ..... John Coursey, JMU  
 DE ..... Mike Foley, UNH  
 DE ..... John Schaefer, BU  
 LB ..... Greg Applewhite, WM  
 LB ..... David Atwood, NU  
 CB ..... Breon Parker, UMass  
 CB ..... Dwight Robinson, JMU  
 S ..... Maurice Glenn, UR  
 S ..... Darren Sharper, WM  
 KR ..... Dwight Robinson, JMU

### American Football Coaches Association

RB ..... Daryl Brown, UD  
 DL ..... Mike Foley, UNH  
 LB ..... Tyrone Frazier, VU  
 DB ..... Breon Parker, UMass  
 DB ..... Dwight Robinson, JMU

### 1993 The Sports Network

**First Team**  
 OG ..... Bill Durkin, UMass  
 DB ..... Chris Helon, BU

**Second Team**  
 OG ..... Tom Walters, WM

OT ..... Matt Wildes, UD  
 DE ..... Matt Morrill, UD  
 LB ..... Marc Fauri, BU

**Third Team**  
 C ..... Andre Maksimov, BU  
 DB ..... Matt Rajotre, UMass  
 RS ..... Dwight Robinson, JMU

**Honorable Mention**  
 QB ..... Robert Dougherty, BU  
 QB ..... Shawn Knight, WM  
 RB ..... Daryl Brown, UD  
 RB ..... Rene Ingoglia, UMass  
 WR ..... David Gamble, UNH  
 WR ..... David McLeod, JMU  
 OL ..... Bill Lacey, VU  
 DL ..... Brian Corcoran, UMass  
 DL ..... Matt Joyce, UC  
 LB ..... Paul Duckworth, UC  
 LB ..... Bruce Bourgoin, UC  
 DB ..... Breon Parker, UMass  
 DB ..... Mark Salisbury, NU  
 P ..... Bill Hoffman, VU

### American Football Coaches Association

DL ..... Matt Morrill, UD

### 1992 The Sports Network

**First Team**  
 TE ..... Darren Rizzi, URI  
 LB ..... Eric Johnson, UR  
 DB ..... Don Caparotti, UMass

**Second Team**  
 LB ..... Curtis Eller, VU  
 LB ..... Dan Girard, UM  
 DB ..... Warren McIntyre, UD

**Honorable Mention**  
 TE ..... Brian Kozlowski, UC  
 TE ..... Scott Donald, VU  
 C ..... Tim Tarpey, VU  
 DE ..... Dwayne Gordon, UNH

### American Football Coaches Association

TE ..... Darren Rizzi, URI  
 DL ..... Matt Morrill, UD  
 LB ..... Curtis Eller, VU  
 DB ..... Don Caparotti, UMass

### 1991 The Sports Network

**First Team**  
 LB ..... Eric Johnson, UR  
 LB ..... Warren McIntyre, UD

**Second Team**  
 RB ..... Barry Bourassa, UNH  
 WR ..... Mark Didio, UC  
 TE ..... Darren Rizzi, URI  
 LB ..... Curtis Eller, VU

**Honorable Mention**  
 OL ..... Jerome Bledsoe, UMass

### American Football Coaches Association

WR ..... Mark Didio, UC  
 RB ..... Barry Bourassa, UNH  
 LB ..... DeWayne Sabb, UNH  
 LB ..... Curtis Eller, VU  
 DB ..... Warren McIntire, UD

### 1990 The Sports Network

**First Team**  
 OG ..... Paul Mayberry, UMass  
 DB ..... Claude Pettaway, UM

**Second Team**  
 WR ..... Mark Didio, UC

### Honorable Mention

WR ..... Darren Altieri, BU  
 DB ..... Kevin Smith, URI

### American Football Coaches Association

DB ..... Kevin Smith, URI

### 1989 The Sports Network

**First Team**  
 OT ..... Scott Hough, UM  
 RB ..... Carl Smith, UM  
 WR ..... Darren Altieri, BU  
 DT ..... Michael Renna, UD  
 LB ..... Troy Ashley, UC

**Second Team**  
 OC ..... Bryan Russo, VU  
 OG ..... Ron Noble, UM  
 DT ..... Justin Strzelczyk, UM

### American Football Coaches Association

OL ..... Bryan Russo, VU  
 RB ..... Carl Smith, UM  
 DL ..... Michael Renna, UD  
 LB ..... Troy Ashley, UC

### 1988 The Sports Network

**First Team**  
 LB ..... John McKeown, UMass

**Second Team**  
 WR ..... Glen Antrum, UC  
 DB ..... Brian Jordan, UR

**Honorable Mention**  
 OL ..... Bill Buttler, UMass  
 DB ..... Kevin Smith, URI  
 DB ..... Gary Jordan, UNH

### American Football Coaches Association

WR ..... Glen Antrum, UC  
 OL ..... Paul Beradelli, VU  
 DL ..... Michael Renna, UD  
 LB ..... John McKeown, UMass  
 DB ..... Mark Seals, BU

### 1987 The Sports Network

**Second Team**  
 WR ..... Sergio Hebra, UM  
 LB ..... Darrell Booker, UD

### American Football Coaches Association

OL ..... John Driscoll, UNH

### 1986 The Sports Network

**Second Team**  
 LB ..... Darrell Booker, UD

### 1985 The Sports Network

**Second Team**  
 TE ..... Brian Forster, URI  
 OL ..... Paul Dufault, UNH  
 QB ..... Tom Ehrhardt, URI

### 1984 The Sports Network

**Second Team**  
 TE ..... Brian Forster, URI  
 RB ..... Paul Lewis, BU

### 1983 The Sports Network

**Second Team**  
 RB ..... Paul Lewis, BU  
 DL ..... Tony DeLuca, URI  
 LB ..... John Dorsey, UC

### CAA Football All-Americans

The Sports Network, considered the most widely-referenced news service of FCS, has selected an All-America team since 1987. The American Football Coaches Association (AFCA) has selected an FCS All-America team every year since 1979. Below is a listing of CAA Football All-America honorees as selected by both entities.

#### 1982

##### American Football Coaches Association

OL ..... Richard Pelzer, URI  
RB ..... Gary Pearson, UMass

#### 1981

##### American Football Coaches Association

OL ..... Bob Speight, BU  
RB ..... Gregg Drew, BU  
RB ..... Gary Pearson, UMass

#### 1980

##### American Football Coaches Association

WR ..... Reggie Eccleston, UC  
RB ..... Lorenzo Bouier, UM  
DB ..... Bob Manning, UMass

#### 1979

##### American Football Coaches Association

RB ..... Mal Najarian, BU  
DL ..... Tom Pierzga, BU

## All-Conference Individual Award Winners

### Offensive Player of the Year

2012.....	Taylor Heinicke, ODU
2011.....	Kevin Decker (UNH)
2010.....	Pat Devlin (UD)
2009.....	Matt Szczur (VU)
2008.....	Rodney Landers (JMU)
2007.....	Joe Flacco (UD)/Ricky Santos (UNH)
2006.....	Ricky Santos (UNH)/Steve Baylark (UMass)
2005.....	Ricky Santos (UNH)
2004.....	Lang Campbell (WM)
2003.....	Andy Hall (UD)
2002.....	Brett Gordon (VU)
2001.....	Brian Westbrook (VU)
2000.....	Brian Westbrook (VU)
1999.....	Curtis Keaton (JMU)
1998.....	Jerry Azumah (UNH)
1997.....	Brian Finneran (VU)
1996.....	Jerry Azumah (UNH)
1995.....	Leo Hamlett (UD)
1994.....	Robert Dougherty (BU)
1993.....	Robert Dougherty (BU)
1992.....	Greg Lilly (UR)
1991.....	Barry Bourassa (UNH)
1990.....	Stan Greene (BU)/Gary Wilkos (UMass)
1989.....	Mike Buck (UM)
1988.....	Matt DeGennaro (UC)
1987.....	Mike Buck (UM)
1986.....	Rich Gannon (UD)
1985.....	Tom Ehrhardt (URI)
1984.....	Tom Ehrhardt (URI)
1983.....	Paul Lewis (BU)
1982.....	Rich LaBonte (UM)
1981.....	Ken Sweitzer (UC)
1980.....	Jim Jensen (BU)

### Rookie of the Year

2012.....	OFF: John Robertson (VU) DEF: Jeff Williams (UD)
2011.....	OFF: Terrance West (TOW) DEF: Dillon Lucas (VU)
2010.....	OFF: Andrew Pierce (UD) DEF: Stephon Robertson (JMU)
2009.....	OFF: Justin Thorpe (JMU) DEF: B.W. Webb (WM)
2008.....	OFF: Jonathan Grimes (WM) DEF: Brian McNally (UNH)/Pat Williams (JMU)
2007.....	OFF: Kevin Grayson (UR) DEF: Eric McBride (UR)
2006.....	OFF: Eric Ward (UR) DEF: Luke Bonus (HOF)
2005.....	OFF: Joe Casey (URI) DEF: Sherman Logan (UR)
2004.....	Tony LeZotte (JMU)/Ricky Santos (UNH)
2003.....	Ron Whitcomb (UM)
2002.....	R.J. Cobbs (UMass)
2001.....	Sidney Haugabrook (UD)
2000.....	Rich Musinski (WM)
1999.....	Dave Corley, Jr. (WM)
1998.....	Adrian Zullo (UMass)
1997.....	Recolon Jumpp (UC)
1996.....	Dave Conklin (WM)
1995.....	Tory Taylor (UC)
1994.....	Julien Dale (BU)
1993.....	Chris Hixson (URI)
1992.....	Rene Ingoglia (UMass)
1991.....	Daryl Brown (UD)
1990.....	John Johnson (UMass)
1989.....	Bill Vergantino (UD)
1988.....	Carl Smith (UM)

1987.....	Matt DeGennaro (UC)
1986.....	Tim Bryant (UMass)
1985.....	Dave Palazzi (UMass)
1984.....	Pat Mancini (BU)
1983.....	Dameon Reilly (URI)
1982.....	Bill Brooks (BU)
1981.....	Rich LaBonte (UM)
1980.....	Curt Collins (UNH)

### Special Teams Player of the Year

2012.....	B.W. Webb (WM)
2011.....	Albert Wilson (GSU)
2010.....	Jonathan Grimes (WM)
2009.....	Matt Szczur (VU)
2008.....	Scotty McGee (JMU)
2007.....	Justin Rogers (UR)
2006.....	Rob Zarrilli (HOF)
2005.....	Christian Koegel (UMass)
2004.....	Greg Kuehn (WM)
2003.....	Wendall Williams (URI)

### Defensive Player of the Year

2012.....	Stephon Robertson (JMU)
2011.....	Ronnie Cameron (ODU)
2010.....	Tyler Holmes (UMass)/Eric McBride (UR)
2009.....	Arthur Moats (JMU)
2008.....	Jovan Belcher (UM)
2007.....	Tony LeZotte (JMU)
2006.....	Akeem Jordan (JMU)
2005.....	Tony LeZotte (JMU)
2004.....	Shannon James (UMass)
2003.....	Shawn Johnson (UD)
2002.....	Stephen Cooper (UM)
2001.....	Stephen Cooper (UM)/Derrick Lloyd (JMU)
2000.....	Brian McKenna (UD)
1999.....	Chris Morant (JMU)
1998.....	Marc Megna (UR)
1997.....	Shawn Barber (UR)
1996.....	Darren Sharper (WM)
1995.....	Jason Miller (WM)
1994.....	Brian Corcoran (UMass)
1993.....	Craig Staub (WM)
1992.....	Curtis Eller (VU)
1991.....	Curtis Eller (VU)
1990.....	James Smith (UR)
1989.....	Troy Ashley (UC)
1988.....	John McKeown (UMass)
1987.....	Paul Boulay (UNH)
1986.....	Kevin Murphy (BU)
1985.....	Neal Zonfrelli (UNH)/Mark Michaels (UC)
1984.....	Tim Teevens (UNH)
1983.....	John Dorsey (UC)
1982.....	John Dorsey (UC)
1981.....	Steve Doig (UNH)
1980.....	Mike Kelleher (BU)

### Coach of the Year

2012.....	Andy Talley (VU)
2011.....	Rob Ambrose (TOW)
2010.....	Joe Trainer (URI)
2009.....	Andy Talley (VU)
2008.....	Mickey Matthews (JMU)
2007.....	Dave Clawson (UR)
2006.....	Don Brown (UMass)
2005.....	Dave Clawson (UR)
2004.....	Sean McDonnell (UNH)
2003.....	Mark Whipple (UMass)

2002.....	Don Brown (NU)
2001.....	Jack Cosgrove (UM)/Tim Stowers (URI)
2000.....	Jim Reid (UR)
1999.....	Mickey Matthews (JMU)
1998.....	Jim Reid (UR)
1997.....	Andy Talley (VU)
1996.....	Jack Cosgrove (UM)
1995.....	Floyd Keith (URI)/Jim Reid (UR)
1994.....	Bill Bowes (UNH)
1993.....	Dan Allen (BU)
1992.....	Jim Marshall (UR)
1991.....	Tubby Raymond (UD)
1990.....	Jim Reid (UMass)
1989.....	Tom Lichtenberg (UM)/Bill Bowes (UNH)
1988.....	Jim Reid (UMass)
1987.....	Dal Shealy (UR)
1986.....	Tom Jackson (UC)
1985.....	Bob Griffin (URI)
1984.....	Bob Griffin (URI)
1983.....	Rick Taylor (BU)
1982.....	Ron Rogerson (UM)

### Student-Athlete of the Year

2012.....	Cooper Taylor (UR)
2011.....	Ronnie Cameron (ODU)
2010.....	Anthony Nelson (UMass)
2009.....	Osayi Osunde (VU)
2008.....	Ryan Canary (UM)
2007.....	Mike Byrne (UD)/Matt Sherry (VU)
2006.....	Ron Whitcomb (UM)
2005.....	Matt Magerko (JMU)
2004.....	Lang Campbell (WM)
2003.....	Ben Cross (UD)

## All-Conference History

		2012				2010	
<b>First Team</b>				OL	James Pagliaro (WM)	P	Jonathan Plisco (ODU)
QB	Taylor Heinicke (ODU)	DL	Frank Beltre (TU)	OL	Dan Shirey (VU)		
RB	Kevin Monangai (VU)	DL	Chris Burnette (ODU)	OL	Earl Watford (JMU)		
RB	Terrance West (TU)	DL	Rakim Cox (VU)	PK	Sean Banner (UD)		
FB/HB	Kendall Gaskins (UR)	DL	Antoine Lewis (VU)	KR	Jesse Julmiste (UMass)		
WR	Ben Edwards (UR)	DL	Jared Smith (UNH)	PR	Trevor Coston (UM)		
WR	R.J. Harris (UNH)	LB	Donte Dennis (UM)	<b>Second Team</b>			
WR	Nick Mayers (ODU)	LB	Matt Evans (UNH)	QB	Warren Smith (UM)	DL	Michael Atunrase (UD)
TE	Justin Perillo (UM)	LB	Stephon Robertson (JMU)	RB	Andrew Pierce (UD)	DL	Michael Cole (UM)
OL	Randall Harris (TU)	LB	Paul WorriLOW (UD)	RB	Dae'Quan Scott (JMU)	DL	Marcus Hyde (WM)
OL	Chris Howley (UM)	CB	Eric Loper (VU)	FB/HB	Brian Barlow (JMU)	DL	Willie McGinnis (URI)
OL	Seamus O'Neill (UNH)	CB	B.W. Webb (WM)	WR	Anthony Baskerville (URI)	LB	Vinson Givans (UM)
OL	Eric Pike (TU)	S	Jordan Dangerfield (TU)	WR	R.J. Harris (UNH)	LB	Darius McMillan (UR)
OL	Earl Watford (JMU)	S	Dean Marlowe (JMU)	WR	Nihja White (UD)	LB	Pat Williams (JMU)
PK	Jarod Brown (ODU)	S	Cooper Taylor (UR)	TE	Justin Perillo (UM)	LB	Paul WorriLOW (UD)
KR	Albert Wilson (GSU)	S	Jonathan Plisco (ODU)	OL	Ricky Archer (UNH)	CB	Travis Hawkins (UD)
PR	Ryan Smith (JMU)	P		OL	Roane Babington (JMU)	CB	Eriq Lewis (ODU)
<b>Second Team</b>				OL	Jason Foster (URI)	S	Trevor Coston (UM)
QB	Grant Enders (TU)	DL	Marlon Johnson (VU)	OL	Henry Glackin (TU)	S	Brian Thompson (WM)
RB	Dae'Quan Scott (JMU)	DL	Evan Kelly (UR)	OL	Rob McDowell (UD)	P	David Skahn (JMU)
RB	Nico Steriti (UNH)	DL	Zach Kerr (UD)	OL	Josh Spearin (UM)		
FB/HB	Brian Barlow (JMU)	DL	Romale Tucker (TU)	PK	Mike MacArthur (UNH)		
WR	Tre McBride (WM)	LB	Devon Bridges (VU)	KR	Derrick Joseph (TU)		
WR	Antonio Vaughan (ODU)	LB	Monte Gaddis (TU)	PR	Dae'Quan Scott (JMU)		
WR	Nihja White (UD)	LB	Darius McMillan (UR)	<b>Third Team</b>			
TE	Kevin Finney (UR)	LB	Jabrel Mines (WM)	QB	Taylor Heinicke (ODU)	DL	Chris Burnette (ODU)
OL	David Born (ODU)	LB	Craig Wilkins (ODU)	RB	Pushaun Brown (UM)	DL	Kevin Byrne (UMass)
OL	Josh Buccini (VU)	CB	Darlos James (UM)	RB	Jonathan Hernandez (UMass)	DL	Raibonne Charles (UM)
OL	Bobby Kennedy (UD)	CB	Jordan Love (TU)	FB/HB	Tyler Wharton (TU)	DL	Lamar Middleton (JMU)
OL	Mike Salazar (WM)	CB	Dontra Peters (UNH)	WR	Reid Evans (ODU)	LB	Doug Johnson (URI)
OL	Doug Shaw (TU)	S	Manny Asam (UNH)	WR	Jesse Julmiste (UMass)	LB	Dillon Lucas (VU)
OL	Josh Spearin (UM)	S	Brian Thompson (WM)	WR	Kerby Long (JMU)	LB	Perry McIntyre (UMass)
PK	Cameron Starke (JMU)	P	Matt Hubbard (GSU)	WR	Joey Orlando (UNH)	LB	Jabrel Mines (WM)
KR	Justin Grant (UR)			TE	Rob Blanchflower (UMass)	CB	Marcus Burley (UD)
PR	B.W. Webb (WM)			OL	Kyle Bogumil (URI)	CB	Kendall James (UM)
<b>Third Team</b>				OL	Jeremy Hensley (ODU)	S	Dean Marlowe (JMU)
QB	John Robertson (VU)	DL	Dominique Guinn-Bailey (ODU)	OL	Stephane Milhim (UMass)	S	Colin Pehanick (UR)
RB	Andrew Pierce (UD)	DL	Matt Morgan (TU)	OL	Seamus O'Neill (UNH)	P	Mark Hamilton (VU)
RB	Donald Russell (GSU)	DL	Tyler Snow (JMU)	OL	Eric Pike (TU)		
WR	Stephen Barnette (JMU)	DL	Nick Zarembo (WM)	OL	Josh Samude (UMass)		
WR	Brandon Johnson-Farrell (URI)	LB	Andrew Bose (URI)	OL	Nick Speller (UMass)		
WR	Tom Ryan (TU)	LB	Luke Rhodes (WM)	PK	Jarod Brown (ODU)		
WR	Norman White (VU)	LB	Jeff Williams (UD)	KR	Jonathan Grimes (WM)		
WR	Albert Wilson (GSU)	LB	Eric Wright (UR)	PR	Reid Evans (ODU)		
TE	Harold Spears (UNH)	CB	Jamaal Bess (URI)				
OL	Mike Coccia (UNH)	CB	Darryl Hamilton (UR)	<b>First Team</b>			
OL	Brandon Heath (UD)	CB	Tye Smith (TU)	QB	Pat Devlin (UD)	DL	Victor Adesanya (URI)
OL	Vince Kowalski (VU)	S	Jerome Couplin (WM)	RB	Jonathan Grimes (WM)	DL	Ronnell Brown (JMU)
OL	Jack Lowney (ODU)	S	Jakarie Jackson (JMU)	RB	Andrew Pierce (UD)	DL	Brian McNally (UNH)
OL	Nick Ritcher (UR)	S	Joe Sarnese (VU)	FB/HB	Kendall Gaskins (UF)	DL	Martin Parker (UR)
OL	Chris Zarkoskie (UNH)	P	Drake Kuhn (WM)	FB/HB	Jimmy Hobson (WM)	LB	Tyler Holmes (UMass)
PK	Mike MacArthur (UNH)	P	David Skahn (JMU)	WR	Terrance Fox (UNH)	LB	Marquis Kirkland (VU)
KR	Derrick Joseph (TU)			WR	Tre Gray (UR)	LB	Eric McBride (UR)
PR	Poppy Livers (VU)			WR	Anthony Nelson (UMass)	LB	Terence Thomas (VU)
				WR	Norman White (VU)	CB	Justin Rogers (UR)
				TE	Alex Gottlieb (WM)	CB	Dino Vasso (UNH)
				OL	Brant Clouse (VU)	CB	B.W. Webb (WM)
				OL	Gino Gradkowski (UD)	S	Anthony Bratton (UD)
				OL	Keith Hill, Jr. (WM)	S	Hugo Souza (UNH)
				OL	Ben Ijalana (VU)	P	David Miller (WM)
				OL	Greg Niland (UMass)		
				PK	Wil Kamin (UR)		
				KR	Travis Hurd (URI)		
				PR	Justin Rogers (UR)		
				<b>Second Team</b>			
				QB	Chris Whitney (VU)	DL	Siddiq Haynes (UD)
				RB	Jonathan Hernandez (UMass)	DL	Marcus Hyde (WM)
				RB	Jamal Sullivan (JMU)	DL	Yaky Ibia (TU)
				FB/HB	Tyler Wharton (TU)	DL	Michael Stover (WM)

## All-Conference History

WR	Ryan Moody (WM)	LB	Dante Cook (WM)
WR	Hakeem Moore (TU)	LB	Matt Evans (UNH)
WR	Julian Talley (UMass)	LB	Matt Hansen (URI)
TE	Derek Buttles (UM)	LB	Matt Marcorelle (UD)
OL	Roane Babington (JMU)	CB	Tyrone Grant (UD)
OL	Drew Lachenmayer (UR)	CB	Anthony Walters (UD)
OL	Rob McDowell (UD)	S	Fred Maldonado (VU)
OL	Seth Price (UNH)	S	Jerron McMillian (UM)
OL	Theo Sherman (JMU)	P	Dominic Scarnecchia (VU)
PK	Mike Perry (UD)		
KR	Jonathan Grimes (WM)		
PR	B.W. Webb (WM)		

## Third Team

QB	R.J. Toman (UNH)	DL	Michael Atunrase (UD)
RB	Aaron Ball (VU)	DL	Frank Beltre (TU)
RB	John Griffin (UMass)	DL	Antoine Lewis (VU)
RB	Dontra Peters (UNH)	DL	Thomas Weaver (VU)
WR	Anthony Baskerville (URI)	DL	Steve Young (UNH)
WR	Chase Hill (WM)	LB	Donte Blakey (TU)
WR	Derek Session (UM)	LB	Donte Dennis (UM)
TE	Colin Naugle (UD)	LB	Stephon Robertson (JMU)
OL	Shea Allard (UD)	LB	Paul Worriow (UD)
OL	Kyle Bogumil (URI)	CB	James Pitts (VU)
OL	Jason Foster (URI)	CB	Jarrod Williams (URI)
OL	Chris Howley (UM)	S	John Dempsey (VU)
OL	James Pagliaro (WM)	S	Darryl Jones (UD)
OL	Dan Shirey (VU)	P	Ed Wagner (UD)
PK	Mike MacArthur (UNH)		
KR	Steven Barker (UM)		
PR	Dae'Quan Scott (JMU)		

## 2009

## First Team

QB	Chris Whitney (VU)	DL	Brandon Gilbeaux (UD)
RB	John Griffin (NU)	DL	Tim Kukucka (VU)
RB	Jonathan Grimes (WM)	DL	Sean Lissemore (WM)
FB/HB	Chris Zardas (UMass)	DL	Arthur Moats (JMU)
WR	Victor Cruz (UMass)	DL	Adrian Tracy (WM)
WR	Mark Duncan (UD)	LB	Luke Bonus (HOF)
WR	Matt Szczur (VU)	LB	Eric McBride (UR)
WR	Landis William (UM)	LB	Collin McConaghy (UR)
TE	Scott Sicko (UNH)	LB	Terence Thomas (VU)
OL	Dorian Brooks (JMU)	CB	Justin Rogers (UR)
OL	Vladimir Ducasse (UMass)	CB	Anthony Walters (UD)
OL	Ben Ijalana (VU)	S	David Caldwell (WM)
OL	Matt McCracken (UR)	S	Charles Graves (UD)
OL	Michael Silva (UR)	S	Jeremy Miles (UMass)
PK	Tom Manning (UNH)	P	David Miller (WM)
KR	Matt Szczur (VU)		
PR	Derek Hatcher (UR)		

## Second Team

QB	R.J. Archer (WM)	DL	Sam Daniels (JMU)
RB	Chad Kackert (UNH)	DL	Kyle Harrington (UMass)
RB	Tony Nelson (UMass)	DL	Phil Matusz (VU)
FB/HB	Everette Benjamin (HOF)	DL	Martin Parker (UR)
WR	Kevin Grayson (UR)	LB	Tyler Holmes (UMass)
WR	Brandyn Harvey (VU)	LB	Osayi Osunde (VU)
WR	D.J. McAulay (WM)	LB	Jake Trantin (WM)
WR	Aaron Weaver (HOF)	LB	Sean Ware (UNH)
TE	Rob Varno (WM)	CB	Scotty McGee (JMU)
OL	Tyler Eastman (UM)	CB	Dino Vasson (UNH)
OL	Tom Neill (UNH)	CB	B.W. Webb (WM)
OL	Kevin Newhall (NU)	S	Anthony Bratton (UD)
OL	Corey Nicholson (UD)	S	Terrence Klein (UNH)
OL	C.J. Muse (WM)	P	Tim Edger (URI)
PK	Brian Pate (WM)		
KR	Scotty McGee (JMU)		
PR	Scotty McGee (JMU)		

## Third Team

QB	Eric Ward (UR)	DL	Ronnell Brown (JMU)
RB	Aaron Ball (VU)	DL	Brandon Collier (UMass)

RB	Justin Forte (UR)	DL	Kyle Maroney (UNH)
FB/HB	Kendall Gaskins (UR)	DL	Parker Miles (UR)
WR	Tre Gray (UR)	DL	Jordan Stevens (UM)
WR	Shawn Leonard (URI)	LB	Rob Damon (URI)
WR	Rockeed McCarter (JMU)	LB	Donte Dennis (UM)
TE	Mike Caussin (JMU)	LB	Marquis Kirkland (VU)
OL	Brian Brannigan (VU)	LB	Patrick Weldon (UR)
OL	Brant Clouser (VU)	LB	Pat Williams (JMU)
OL	Drew Lachenmayer (UR)	CB	Steven Barker (UM)
OL	Derek Moore (HOF)	CB	Jimmy Pitts (VU)
OL	Theo Sherman (JMU)	S	John Dempsey (VU)
PK	Armando Cuko (UMass)	S	Michael Ireland (UR)
KR	Jonathan Grimes (WM)	P	Ed Wagner (UD)
PR	B.W. Webb (WM)		

## 2008

## First Team

QB	Rodney Landers (JMU)	DL	Jovan Belcher (UM)
RB	Tony Nelson (UMass)	DL	Greg Miller (VU)
RB	Josh Vaughan (UR)	DL	Lawrence Sidbury (UR)
FB/HB	Jared Turcotte (UM)	DL	Adrian Tracy (WM)
WR	Mike Boyle (UNH)	LB	Luke Bonus (HOF)
WR	Victor Cruz (UMass)	LB	Josh Jennings (UMass)
WR	Kevin Grayson (UR)	LB	Eric McBride (UR)
TE	Scott Sicko (UNH)	LB	Osayi Osunde (VU)
OL	Ryan Canary (UM)	CB	Evan McCullough (JMU)
OL	Vladimir Ducasse (UMass)	CB	Courtney Robinson (UMass)
OL	Ben Ijalana (VU)	CB	Justin Rogers (UR)
OL	Scott Lemn (JMU)	S	Charles Graves (UD)
OL	Matt McCracken (UR)	S	Marcus Haywood (JMU)
PK	Brian Pate (WM)	S	Jeremy Miles (UMass)
KR	Jonathan Grimes (WM)	P	Brett Arnold (UMass)
PR	Scotty McGee (JMU)		

## Second Team

QB	Liam Coen (UMass)	DL	Hassan Abdul-Wahid (JMU)
QB	R.J. Toman (UNH)	DL	Tim Kukucka (VU)
RB	Aaron Ball (VU)	DL	Sherman Logan (UR)
RB	Jonathan Grimes (WM)	DL	Matt Marcorelle (UD)
RB	Eugene Holloman (JMU)	LB	Andrew Downey (UM)
FB/HB	John Crone (UR)	LB	Matt Hansen (URI)
WR	Marcus Lee (TU)	LB	Marquis Kirkland (VU)
WR	Matt Szczur (VU)	LB	Matt Parent (UNH)
WR	Aaron Weaver (HOF)	CB	Derek Cox (WM)
TE	Brian Mandeville (NU)	CB	Dino Vasson (UNH)
TE	Rob Varno (WM)	S	John Clements (UNH)
OL	Terrence Apted (JMU)	S	Drew Mack (TU)
OL	Izzy Bauta (VU)	P	Tom Bishop (UNH)
OL	Dorian Brooks (JMU)		
OL	Josh Droesch (UNH)		
OL	Kheon Hendricks (UD)		
OL	Michael Silva (UR)		
PK	Andrew Howard (UR)		
KR	Scotty McGee (JMU)		
PR	Derek Hatcher (UR)		

## Third Team

QB	Jake Phillips (WM)	DL	Dave Dalessandro (VU)
QB	Sean Schaefer (TU)	DL	Sam Daniels (JMU)
RB	Alex Broomfield (NU)	DL	Kyle Harrington (UMass)
RB	Jhamal Fluellen (UM)	DL	Arthur Moats (JMU)
FB/HB	Griff Yancey (JMU)	LB	Phil Higgins (NU)
WR	Phil Atkinson (VU)	LB	Jordan Manning (TU)
WR	Jeremy Horne (UMass)	LB	Collin McConaghy (UR)
WR	D.J. McAulay (WM)	LB	Josh Rutter (WM)
TE	Robbie Agnone (UD)	CB	Salim Koroma (VU)
OL	Christopher Arnao (UM)	CB	Lionel Nixon, Jr. (UM)
OL	Brian Brannigan (VU)	S	Nate Thellen (NU)
OL	Sean Calicchio (UMass)	S	Darrel Young (VU)
OL	Kevin Newhall (NU)	P	David Miller (WM)
OL	Theo Sherman (JMU)		
PK	Joe Marcoux (VU)		
KR	Angelo Babbaro (VU)		
PR	Brandon Johnson-Farrell (URI)		

## All-Conference History

## 2007

## First Team

QB	Joe Flacco (UD)	DL	John Baranowsky (JMU)
QB	Ricky Santos (UNH)	DL	Jovan Belcher (UM)
RB	Omar Cuff (UD)	DL	David Burris (UMass)
RB	Tim Hightower (UR)	DL	Lawrence Sidbury (UR)
RB	Maurice Murray (NU)	LB	Brian Bradford (TU)
FB/HB	Joe Casey (URI)	LB	Jason Hatchell (UMass)
WR	Keith Levan (UNH)	LB	Gian Villante (HOF)
WR	Aaron Love (UD)	LB	Charles Walker (UMass)
WR	J.J. Moore (UMass)	CB	Courtney Robinson (UMass)
WR	Charles Sullivan (HOF)	CB	Sean Smalls (UMass)
TE	Matt Sherry (VU)	S	Tony LeZotte (JMU)
OL	Matt Austin (UMass)	S	Jeff Pammer (UNH)
OL	Mike Byrne (UD)	P	Bryan Giannecchini (URI)
OL	Nick Couturier (UNH)		
OL	Kheon Hendricks (UD)		
OL	Scott Lemn (JMU)		
PK	Jon Striefsky (UD)		
KR	Justin Rogers (UR)		
PR	Anthony Nelson (HOF)		

## Second Team

QB	Liam Coen (UMass)	DL	Hassan Abdul-Wahid (JMU)
QB	Rodney Landers (JMU)	DL	Tim Kukucka (VU)
RB	Kareem Huggins (HOF)	DL	Shemiah LeGrande (HOF)
RB	Matt Lawrence (UMass)	DL	Ken Sussman (HOF)
FB/HB	John Crone (UR)	LB	Justin Barnes (JMU)
WR	Kevin Grayson (UR)	LB	Andrew Downey (UM)
WR	Marcus Lee (TU)	LB	Husain Karim (UNH)
WR	Rasheed Rancher (UMass)	LB	Eric McBride (UR)
TE	Brian Mandeville (NU)	CB	John Clements (UNH)
OL	Sean Calicchio (UMass)	CB	Ki/Ameer Johnson (URI)
OL	Ryan Canary (UM)	CB	Evan McCollough (JMU)
OL	Matt McCracken (UR)	S	David Darby (HOF)
OL	Kevin Newhall (NU)	S	Stephen Howell (UR)
OL	Mark Stolte (URI)	P	Tom Bishop (UNH)
PK	David Stannard (JMU)		
KR	Kareem Huggins (HOF)		
PR	Derek Hatcher (UR)		

## Third Team

QB	Jake Phillips (WM)	DL	Brandon Collier (UMass)
RB	Matt Dicken (VU)	DL	Bruno Dorismond (UM)
RB	Jhama! Fluellen (UM)	DL	Matt Marcocelle (UD)
WR	L.C. Baker (JMU)	DL	Marvin Wright (UNH)
WR	Elliott Mack (WM)	LB	Stanley Gutierrez (HOF)
WR	Kervin Michaud (UD)	LB	Collin McConaghy (UR)
TE	Scott Sicko (UNH)	LB	Joe Mele (NU)
OL	Terrence Apted (JMU)	LB	Osaye Osunde (VU)
OL	Rich Beverley (UD)	CB	Derek Cox (WM)
OL	Shawn Demaray (UM)	CB	Seth Williams (UR)
OL	Nick Diana (UMass)	S	Drew Mack (TU)
OL	Brad Stewart (WM)	S	Jeromy Miles (UMass)
PK	Chris Koepplin (UMass)	P	Jason Pritchard (JMU)
KR	Courtney Robinson (UMass)		
PR	L.C. Baker (JMU)		

## 2006

## First Team

QB	Ricky Santos (UNH)	DL	Johnny Campbell (UR)
RB	Steve Baylark (UMass)	DL	Mike DeVito (UM)
RB	Eugene Holloman (JMU)	DL	Matt King (UM)
FB/HB	Joe Casey (URI)	DL	Kevin Winston (JMU)
WR	David Ball (UNH)	LB	Isaiah Dottin-Carter (JMU)
WR	Brandon London (UMass)	LB	Adam Goloboski (UR)
WR	Eric Yancey (TU)	LB	Jason Hatchell (UMass)
TE	Ben Patrick (UD)	LB	Akeem Jordan (JMU)
OL	Matt Austin (UMass)	LB	Gian Villante (HOF)
OL	Jermon Bushrod (TU)	CB	Manauris Arias (UM)
OL	Corey Davis (JMU)	CB	Tracy Belton (UMass)
OL	Christian Gaddis (VU)	S	Allyn Bacchus (VU)

OL	Alex Miller (UMass)	S	James Ihedigbo (UMass)
OL	Tucker Peterson (UNH)	S	Tony LeZotte (JMU)
PK	Rob Zarrilli (HOF)	P	Christian Koegel (UMass)
KR	Rashaad Woodard (UD)		
PR	L.C. Baker (JMU)		

## Second Team

QB	Justin Rascati (JMU)	DL	John Baranowsky (JMU)
RB	Elijah Brooks (WM)	DL	David Burris (UMass)
RB	Arel Gordon (UM)	DL	John Hatchell (UMass)
RB	Maurice Murray (NU)	DL	Chuck Suppon (JMU)
FB/HB	DeQuee May (VU)	LB	Brad Anderson (UMass)
WR	L.C. Baker (JMU)	LB	Brian Bradford (TU)
WR	Arman Shields (UR)	LB	Lance Gray (UR)
WR	Shaine Smith (HOF)	LB	Chris Ndubueze (WM)
TE	Kendrick Ballantyne (NU)	LB	Charles Walker (UMass)
OL	Judd Altman (UR)	CB	Virgil Gray (URI)
OL	Nick Diana (UMass)	CB	David Horton (UR)
OL	Shamel Lewis (URI)	CB	Sean Smalls (UMass)
OL	Cody Morris (WM)	S	Phil Minafield (JMU)
OL	David Thompson (UMass)	S	Daren Stone (UM)
PK	Chris Koepplin (UMass)	P	Bryan Giannecchini (URI)
KR	Courtney Robinson (UMass)		
PR	Raji El-Amin (URI)		

## Third Team

QB	Liam Coen (UMass)	DL	Matt Campopiano (NU)
RB	Omar Cuff (UD)	DL	Bruno Dorismond (UM)
RB	Tim Hightower (UR)	DL	Sherman Logan (UR)
FB/HB	Shane Hopkins (NU)	DL	Ken Sussman (HOF)
WR	Keith LeVan (UNH)	DL	John Webb (TU)
WR	Joe Nicholas (WM)	LB	Luke Bonus (HOF)
TE	Brad Listorti (UMass)	LB	Andrew Downey (UM)
OL	Mike Byrne (UD)	LB	Husain Karim (UNH)
OL	Michael Costanzo (VU)	LB	John Wormuth (UM)
OL	Mike Parham (JMU)	CB	John Clements (UNH)
OL	Jed Prisky (HOF)	CB	Richard Orah (NU)
OL	Tim Silver (UR)	S	Lamar Gay (NU)
PK	David Rabil (JMU)	S	Jeff Pammer (JMU)
KR	Ardon Bransford (JMU)	P	Jason Pritchard (JMU)
PR	J.J. Moore (UMass)		

## 2005

## First Team

QB	Ricky Santos (UNH)	DL	Darrell Adams (VU)
RB	Steve Baylark (UMass)	DL	Sherman Logan (UR)
RB	Omar Cuff (UD)	DL	Tom Parks (UD)
FB/HB	Joe Casey (URI)	DL	Keron Williams (UMass)
WR	David Ball (UNH)	DL	Kevin Winston (JMU)
WR	Marques Colston (HOF)	LB	Adam Goloboski (UR)
WR	J.J. Outlaw (VU)	LB	Cole Haley (HOF)
TE	Jonathan Williams (UNH)	LB	Brian Hulea (VU)
OL	Willie Colon (HOF)	LB	Jermaine Walker (UM)
OL	Ryan Gibbons (NU)	CB	Allante Harrison (TU)
OL	Ben Lazarski (UM)	CB	Clint Kent (JMU)
OL	Matt Magerko (JMU)	S	Shannon James (UMass)
OL	Alex Miller (UMass)	S	Tony LeZotte (JMU)
OL	Mike Roseborough (NU)	P	Christian Koegel (UMass)
PK	Rob Zarrilli (HOF)	PR	L.C. Baker (JMU)
KR	David Freeman (UR)		

## Second Team

QB	Stacy Tutt (UR)	DL	Stephen Bowen (HOF)
RB	Alvin Banks (JMU)	DL	Isai Bradshaw (JMU)
RB	Elijah Brooks (WM)	DL	Mike DeVito (UM)
RB	Maurice Murray (NU)	DL	Daniel Garay (HOF)
FB/HB	Matt Trinkle (WM)	DL	Derek Stank (UNH)
WR	Andrae Brown (TU)	LB	Jason Hatchell (UMass)
WR	Devale Ellis (HOF)	LB	Akeem Jordan (JMU)
WR	Cory Parks (NU)	LB	John Mulhern (UD)
TE	Adam Bratton (WM)	LB	Serge Tikum (UMass)
OL	Brent Caldwell (UMass)	CB	Stephen Cason (WM)
OL	Corey Davis (JMU)	CB	Corey Graham (UMH)
OL	Shamel Lewis (URI)	S	Allyn Bacchus (VU)

## All-Conference History

OL	Patrick Mulloy (WM)	S	Jarrold Gomes (UM)
OL	Brian Sims (UD)	P	Chris Radford (UR)
OL	David Sundberg (UNH)	PR	Michael Boyle (UNH)
PK	Greg Kuehn (WM)	KR	Corey Graham (UNH)
<b>Third Team</b>			
QB	Anton Clarkson (HOF)	DL	Johnny Campbell (UR)
RB	Terry Crenshaw (HOF)	DL	Edward Greene (HOF)
RB	Maurice Fenner (JMU)	DL	Dan Mangiero (UR)
RB	Nick Williams (TU)	DL	Adam O'Connor (WM)
WR	Arel Gordon (UM)	LB	Brian Bradford (TU)
WR	Brandon London (UMass)	LB	Lance Gray (UR)
WR	Kevin McMahan (UM)	LB	Joe Mele (NU)
TE	Casime Harris (JMU)	LB	Jamil Young (NU)
OL	Judd Altman (UR)	CB	Rodney Badger (VU)
OL	Jermon Bushrod (TU)	CB	Daren Stone (UM)
OL	Christian Gaddis (VU)	S	Baron Flenory (UNH)
OL	Cody Morris (WM)	S	James Ihedigbo (UMass)
OL	Tucker Peterson (UNH)	P	Adam James (VU)
OL	Jed Prisky (HOF)	PR	Aaron Love (UD)
OL	Joe Ripple (TU)	KR	Rashaad Woodard (UD)
PK	Connor McCormick (UNH)		

## 2004

<b>First Team</b>			
QB	Lang Campbell (WM)	DL	Darrell Adams (VU)
RB	Steve Baylark (UMass)	DL	Jamil Butler (VU)
RB	Marcus Williams (UM)	DL	Chris Mooney (UD)
WR	David Ball (UNH)	DL	Tom Parks (UD)
WR	Cory Parks (NU)	DL	George Peterson (UNH)
TE	Jonathan Williams (UNH)	LB	Mondoe Davis (UD)
OL	Dustin Bayer (URI)	LB	Liam Ezekiel (NU)
OL	Adam Bourget (NU)	LB	Brian Hulea (VU)
OL	Trip DelCampo (UD)	LB	Kwynn Walton (JMU)
OL	Rob Kane (UMass)	DB	Sidney Haugabrook (UD)
OL	Ben Lazarski (UM)	DB	Shannon James (UMass)
OL	Matt Magerko (JMU)	DB	Tony LeZotte (JMU)
PK	Greg Kuehn (WM)	DB	Brandon McGowan (UM)
KR	Arel Gordon (UM)	DB	P.D. Moore (TU)
KR	Sidney Haugabrook (UD)	P	Mike Mellow (UM)
PR	Sidney Haugabrook (UD)		
<b>Second Team</b>			
QB	Ricky Santos (UNH)	DL	James Abosi (NU)
RB	Terry Butler (VU)	DL	Clifton Coker (UR)
RB	Jason Ham (URI)	DL	Adam O'Connor (WM)
WR	Devale Ellis (HOF)	DL	Terence Taylor (VU)
WR	Dominique Thompson (WM)	LB	Teddy Gibbons (URI)
TE	Josh Radulski (UM)	LB	Trey Townsend (JMU)
OL	Willie Colon (HOF)	LB	Gian Villante (HOF)
OL	Christian Leibl-Cote (UNH)	LB	Jermaine Walker (UM)
OL	Cody Morris (WM)	DB	Tracy Belton (UMass)
OL	Pat O'Brien (HOF)	DB	Stephen Cason (WM)
OL	Mike Roseborough (NU)	DB	Rodney McCarter (JMU)
PK	Chris Onorato (HOF)	DB	Gavin Potter (NU)
KR	David Bailey (UNH)	DB	Cortez Thompson (JMU)
PR	Cortez Thompson (JMU)	P	Christian Koegel (UMass)
<b>Third Team</b>			
QB	Shawn Brady (NU)	DL	Frank Cobbs (JMU)
RB	David Freeman (UR)	DL	Mike Collier (TU)
RB	Jon Smith (WM)	DL	Daniel Garay (HOF)
WR	David Boler (UD)	DL	Keron Williams (UMass)
WR	J.J. Outlaw (VU)	LB	Adam Goloboski (UR)
WR	Christian Pereira (UM)	LB	Lance Gray (UR)
TE	Tom Ridley (JMU)	LB	Cole Haley (HOF)
OL	Jermon Bushrod (TU)	LB	Chris Ndubueze (WM)
OL	Tim Carignan (UNH)	DB	Corey Graham (UNH)
OL	Ryan Gibbons (NU)	DB	Allante Harrison (TU)
OL	Mike LeConte (UM)	DB	Jeremy Morgan (VU)
OL	Brandon Wenz (URI)	DB	Aaron Thomas (UNH)
PK	David Rabil (JMU)	P	Mike Mesi (WM)
KR	Will Marcus (TU)		
PR	David Bailey (UNH)		

## 2003

<b>First Team</b>			
QB	Andy Hall (UD)	DL	Darrell Adams (VU)
RB	Tim Gale (NU)	DL	Valdamar Brower (UM)
RB	Marcus Williams (UM)	DL	Shawn Johnson (UD)
WR	Rich Musinski (WM)	DL	Jerame Southern (JMU)
WR	J.J. Outlaw (VU)	LB	Jeremy Cain (UM)
TE	Matt Chila (VU)	LB	Liam Ezekiel (NU)
OL	Adam Bourget (NU)	LB	Brian Hulea (VU)
OL	Mike Finn (VU)	LB	Renauld Williams (HOF)
OL	Jason Nerys (UD)	DB	Anton McKenzie (UMass)
OL	Pete Richardson (UM)	DB	Anthony Nolen (NU)
OL	Joe Wilson (UR)	DB	Billy Parker (WM)
PK	Shane Laisle (URI)	DB	Raymond Ventrone (VU)
RS	Wendall Williams (URI)	P	Nick Englehart (JMU)
<b>Second Team</b>			
QB	Jeff Krohn (UMass)	DL	James Abosi (NU)
RB	Steve Baylark (UMass)	DL	Jamil Butler (VU)
RB	Germaine Bennett (UD)	DL	Dennis Dottin-Carter (UM)
WR	Ricky Bryant (HOF)	DL	Chris Mooney (UD)
WR	Jason Peebler (UMass)	DL	George Peterson (UNH)
TE	Dante Fusco (UM)	LB	Paul Carpenter (WM)
OL	Brian Barbato (UNH)	LB	Mondoe Davis (UD)
OL	Dustin Bayer (URI)	LB	Mark Kimener (UMass)
OL	Rob Kane (UMass)	LB	Dennard Melton (JMU)
OL	Mike LeConte (UM)	LB	Chris Robinson (UNH)
OL	Steve Stocki (WM)	DB	Marques Bobo (WM)
PK	Miro Kesic (NU)	DB	Clarence Curry (VU)
PK	Greg Kuehn (WM)	DB	Sidney Haugabrook (UD)
RS	David Bailey (UNH)	DB	Brandon McGowan (UM)
		P	Tyler Grogan (NU)
<b>Third Team</b>			
QB	Lang Campbell (WM)	DL	Colin Christopher (UMass)
QB	Mike Granieri (UNH)	DL	Dan Joslyn (UM)
RB	Terry Butler (VU)	DL	Pat Pa'u (UM)
RB	Jason Ham (URI)	DL	Terence Taylor (VU)
WR	Cory Parks (NU)	LB	Teddy Gibbons (URI)
WR	Christian Pereira (UM)	LB	Fred Lazo (UM)
TE	Rick Lavelle (UD)	LB	Travis McLaurin (WM)
OL	Trip DelCampo (UD)	LB	Mike Ziccardi (UMass)
OL	Ryan Gibbons (NU)	DB	Mike Adams (UD)
OL	Jon Hart (UNH)	DB	Shannon James (UMass)
OL	Edgar Puzio (URI)	DB	Jeremiah Mason (NU)
OL	Jason Saks (VU)	DB	Rodney McCarter (JMU)
PK	Brad Shushman (UD)	P	Mike Mesi (WM)
RS	Moe Gibson (VU)		

## 2002

<b>First Team</b>			
QB	Brett Gordon (VU)	DL	Steve Anzalone (NU)
RB	Tim Gale (NU)	DL	Steve Boyer (UR)
RB	Stephan Lewis (UNH)	DL	Dennis Dottin-Carter (UM)
WR	Rich Musinski (WM)	DL	Joe Minucci (UD)
WR	Adrian Zullo (UMass)	DL	Jerame Southern (JMU)
TE	Matt Chila (VU)	LB	Stephen Cooper (UM)
OL	Dwight Beard (WM)	LB	Liam Ezekiel (NU)
OL	Mike Brigandi (HOF)	LB	Dan Mulhern (UD)
OL	John McDonald (NU)	LB	Mark Thompson (UR)
OL	Maikel Miret (UM)	LB	Renauld Williams (HOF)
OL	Joe Wilson (UR)	DB	David Cusano (UM)
PK	Miro Kesic (NU)	DB	Billy Parker (WM)
PK	Shane Laisle (URI)	DB	Ramon Richeson (UR)
RS	Mike Connelly (JMU)	DB	Art Smith (NU)
DB	Ricardo Walker (UD)	P	David Sanger (UMass)
<b>Second Team</b>			
QB	Dave Corley, Jr. (WM)	DL	Valdamar Brower (UMass)
RB	R.J. Cobbs (UMass)	DL	Brendan Curry (UM)
RB	Marcus Williams (UM)	DL	Marc Hayes (URI)
WR	Boyd Ouden (UR)	DL	Richard Hicks (JMU)
WR	Brian White (VU)	LB	Adrian Archie (UR)

## All-Conference History

TE	Corey Paxton (WM)	LB	Jeremy Cain (UMass)	RB	Marcel Shipp (UMass)	DL	Josh Spraker (UR)		
OL	Matt Hammond (UM)	LB	Adam Walter (NU)	WR	Jamin Elliott (UD)	DL	Raheem Walker (WM)		
OL	Jason Nerys (UD)	LB	Mohammed Youssofi (WM)	WR	Dave Klemic (NU)	LB	Kole Ayi (UMass)		
OL	Tom Olivo (NU)	DB	Kurt Abrams (NU)	TE	Chad Hayes (UM)	LB	Brett Bashaw (UNH)		
OL	Pete Richardson (UM)	DB	Sidney Haugabrook (UD)	OL	Eric Beatty (UR)	LB	Brian McKenna (UD)		
OL	Leon Steinfeld (JMU)	DB	Robert Thomas (HOF)	OL	Jeff Fiss (UD)	LB	Derick Pack (JMU)		
PK	Greg Kuehn (WM)	DB	Czar Wiley (UNH)	OL	Jason Inskeep (JMU)	DB	Ron Atkins (JMU)		
RS	Wendall Williams (URI)	P	Shane Laisle (URI)	OL	Matt Mazefsky (WM)	DB	T. J. Hill (NU)		
<b>Third Team</b>									
QB	Jake Eaton (UM)	DL	Shaun Kinsley (HOF)	OL	Chris Phipps (UD)	DB	Jeremy Robinson (UMass)		
RB	Rondell Bradley (JMU)	DL	Shaka Martin (URI)	RS	Brian Westbrook (VU)	DB	Brian Smith (UMass)		
RB	Jon Smith (WM)	DL	Terence Taylor (VU)	PK	Brett Sterba (WM)	P	Todd Jagoutz (UM)		
WR	Ricky Bryant (HOF)	DL	Marcus Washington (WM)	<b>Second Team</b>				DL	Femi Ayi (UD)
WR	Alan Harrison (JMU)	LB	Paul Carpenter (WM)	QB	Brett Gordon (VU)	DL	Ulrick Edmonds (JMU)		
TE	Rick Lavelle (UD)	LB	Brian Hulea (VU)	RB	Craig Cummings (UD)	DL	Chris Stahl (WM)		
OL	Brian Barbato (UNH)	LB	Dennard Melton (JMU)	RB	Stephan Lewis (UNH)	DL	Fearon Wright (URI)		
OL	Adam Bourget (NU)	LB	Jamison Young (VU)	WR	Chris Rosier (WM)	LB	Todd Greineder (WM)		
OL	Mike Finn (VU)	LB	Dennard Melton (JMU)	WR	Dwayne Wilmot (UM)	LB	Mac Janney (UR)		
OL	Ray Loffredo (WM)	DB	Marques Bobo (WM)	TE	Michael Millard (UR)	LB	Derrick Lloyd (JMU)		
OL	Sean McCarthy (VU)	DB	Gary Johnson (VU)	OL	Jason Ball (UNH)	LB	Dan Mulhern (UD)		
PK	Doug White (UMass)	DB	Anton McKenzie (UMass)	OL	Stan Bennett (VU)	DB	Jimmy Cerminaro (WM)		
RS	Ricardo Walker (UD)	DB	Justin Ruffin (JMU)	OL	Joe Frawley (UMass)	DB	Mark Coates (JMU)		
		P	Ryan Bleiler (UD)	OL	Ryan Ward (UNH)	DB	Mike Furline (UD)		

## 2001

<b>First Team</b>								
QB	Rocky Butler (HOF)	DL	Valdamer Brower (UMass)	Third Team		DL	Marc Hayes (URI)	
RB	Brian Westbrook (VU)	DL	Ryan Fletcher (HOF)	QB	Dave Corley, Jr. (WM)	DL	David Lewandoski (UR)	
RB	L.J. McKanas (NU)	DL	Josh Spraker (UR)	RB	David Jamison (URI)	DL	Dan Schneider (UM)	
WR	Rich Musinski (WM)	DL	Jonathan Wilfong (UR)	RB	TyRonne Turner (UR)	DL	Kwesi Solomon (VU)	
WR	Kahmal Roy (HOF)	LB	Stephen Cooper (UM)	WR	Phil McGeoghan (UM)	LB	Darrell Edmonds (UD)	
TE	Chad Hayes (UM)	LB	Derrick Lloyd (JMU)	WR	Kamau Peterson (UNH)	LB	Mark Thompson (UR)	
OL	Eamonn Allen (VU)	LB	Dan Mulhern (UD)	TE	Greg Penecale (UD)	LB	Mohammed Youssofi (WM)	
OL	Jason Ball (UNH)	LB	Derick Pack (JMU)	OL	John Ahern (UD)	LB	Paul Picciotti (URI)	
OL	Dwight Beard (WM)	DB	T.J. Hill (NU)	OL	Jeff Dodge (UD)	LB	Paul Picciotti (URI)	
OL	Mike Brigandi (HOF)	DB	Jeremy Robinson (UMass)	OL	Murray Douglas (JMU)	DB	Chad Blackstock (UR)	
OL	Dan Zorger (HOF)	DB	Doug Shanahan (HOF)	OL	Ken Farrar (UR)	DB	Harold Hill (UR)	
PK	Casey Hannon (VU)	DB	Lance Small (URI)	OL	Kyle Porter (NU)	DB	Eric Mitchell (UNH)	
RS	Lennard Byrd (UM)	P	David Sanger (UM)	OL	Brett Veach (UD)	DB	Marc Zlotek (URI)	
<b>Second Team</b>								
QB	Dave Corley, Jr. (WM)	DL	Steve Anzalone (NU)	PK	Todd Jagoutz (UM)	P	Chris Birch (VU)	
RB	Royston English (UM)	DL	Marc Hayes (URI)					
RB	Stephan Lewis (UNH)	DL	Kwesi Solomon (VU)					
WR	Charlie Adams (HOF)	DL	Chris Stahl (WM)					
WR	Jamin Elliott (UD)	LB	Todd DeLamielleure (HOF)					
TE	Matt Chila (VU)	LB	Darrell Edmonds (UD)					
OL	John Ahern (UD)	LB	Marty Magerko (WM)					
OL	Jim Bode (NU)	LB	Paul Picciotti (URI)					
OL	Ken Farrar (UR)	DB	Chad Blackstock (UR)					
OL	Rich Holzer (HOF)	DB	Jason Hill (UR)					
OL	Shane Vergari (URI)	DB	Art Smith (NU)					
K	Mike Nagelin (WM)	DB	Chuck Wesley (URI)					
RS	Rich Musinski (WM)	P	Chris Steiner (UD)					

<b>Third Team</b>								
QB	Brett Gordon (VU)	DL	Femi Ayi (UD)					
RB	Trevor Dimmie (HOF)	DL	Brendan Curry (UM)					
RB	David Jamison (URI)	DL	Richard Hicks (JMU)					
WR	Stefan Gomes (UM)	DL	Chad Richards (WM)					
WR	Murle Sango (VU)	LB	Adrian Archie (UR)					
TE	Brandon Johnson (WM)	LB	Liam Ezekiel (NU)					
OL	Zack Magliaro (UM)	LB	Mark Thompson (UR)					
OL	David Pustynik (UR)	LB	Jamison Young (VU)					
OL	Rob Richardson (VU)	DB	Marques Bobo (WM)					
OL	Scott Thompkins (WM)	DB	David Cusano (UM)					
OL	Joe Wilson (UR)	DB	Sidney Haugabrook (UD)					
K	Burke George (JMU)	DB	Ricardo Walker (UD)					
RS	Lance Small (URI)	P	Chris Birch (VU)					

## 2000

<b>First Team</b>								
QB	Matt Nagy (UD)	DL	Mike Cecere (UD)					
RB	Brian Westbrook (VU)	DL	Chris Morant (JMU)					
<b>Second Team</b>								
QB	Brett Gordon (VU)	DL	Femi Ayi (UD)					
RB	Trevor Dimmie (HOF)	DL	Brendan Curry (UM)					
RB	David Jamison (URI)	DL	Richard Hicks (JMU)					
WR	Stefan Gomes (UM)	DL	Chad Richards (WM)					
WR	Murle Sango (VU)	LB	Adrian Archie (UR)					
TE	Brandon Johnson (WM)	LB	Liam Ezekiel (NU)					
OL	Zack Magliaro (UM)	LB	Mark Thompson (UR)					
OL	David Pustynik (UR)	LB	Jamison Young (VU)					
OL	Rob Richardson (VU)	DB	Marques Bobo (WM)					
OL	Scott Thompkins (WM)	DB	David Cusano (UM)					
OL	Joe Wilson (UR)	DB	Sidney Haugabrook (UD)					
K	Burke George (JMU)	DB	Ricardo Walker (UD)					
RS	Lance Small (URI)	P	Chris Birch (VU)					

<b>Third Team</b>								
QB	Brett Gordon (VU)	DL	Femi Ayi (UD)					
RB	Trevor Dimmie (HOF)	DL	Brendan Curry (UM)					
RB	David Jamison (URI)	DL	Richard Hicks (JMU)					
WR	Stefan Gomes (UM)	DL	Chad Richards (WM)					
WR	Murle Sango (VU)	LB	Adrian Archie (UR)					
TE	Brandon Johnson (WM)	LB	Liam Ezekiel (NU)					
OL	Zack Magliaro (UM)	LB	Mark Thompson (UR)					
OL	David Pustynik (UR)	LB	Jamison Young (VU)					
OL	Rob Richardson (VU)	DB	Marques Bobo (WM)					
OL	Scott Thompkins (WM)	DB	David Cusano (UM)					
OL	Joe Wilson (UR)	DB	Sidney Haugabrook (UD)					
K	Burke George (JMU)	DB	Ricardo Walker (UD)					
RS	Lance Small (URI)	P	Chris Birch (VU)					

<b>First Team</b>								
QB	Matt Nagy (UD)	DL	Mike Cecere (UD)					
RB	Brian Westbrook (VU)	DL	Chris Morant (JMU)					

## 1999

<b>First Team</b>								
QB	Chris Boden (VU)	DL	Mike Cecere (UD)					
RB	Curtis Keaton (JMU)	DL	Chris Morant (JMU)					
RB	Marcel Shipp (UMass)	DL	Jojo Oliphant (UM)					
WR	Murle Sango (VU)	DL	Kwesi Solomon (VU)					
WR	Adrian Zullo (UMass)	LB	Kole Ayi (UMass)					
TE	Sean Higgins (UMass)	LB	Mike Luckie (JMU)					
OL	Eric Beatty (UR)	LB	Brian McKenna (UD)					
OL	Jeff Hayes (UNH)	LB	Derick Pack (JMU)					
OL	Ryan Knight (VU)	DB	Ron Atkins (JMU)					
OL	Dee Shropshire (JMU)	DB	Aaron Dashiell (UM)					
OL	Jim Stull (UD)	DB	Jeremy Robinson (UMass)					
RS	Delvin Joyce (JMU)	DB	Jerard White (UMass)					
PK	Brett Sterba (WM)	P	Mike Leach (WM)					

<b>Second Team</b>								
QB	Todd Bankhead (UMass)	DL	Chad Cook (UC)					
RB	Dan Curran (UNH)	DL	Aaron Parker (UMass)					
RB	Butter Pressey (UD)	DL	Jason Parmer (JMU)					
WR	Dave Conklin (WM)	DL	Justin Solomon (WM)					
WR	J. Washington (UNH)	LB	Matt Dawson (UMass)					
TE	Joe Kavanaugh (VU)	LB	Zach Falconer (NU)					
OL	Stan Bennett (VU)	LB	Paris Lenon (UR)					
OL	Jeff Fiss (UD)	LB	Shaun Lyons (VU)					
OL	Jason Inskeep (JMU)	DB	Mike Beverly (WM)					
OL	Chris Morris (WM)	DB	Hezekiah Lewis (VU)					
OL	Mike Wynne (UMass)	DB	Khari Reynolds (WM)					
RS	Jordan Younger (UC)	DB	Lance Small (URI)					
PK	Casey Hannon (VU)	P	Mike Morelli (UC)					

<b>Third Team</b>								
QB	Jimmie Miles (UR)	DL	Ulrick Edmonds (JMU)					

## All-Conference History

RB	Ducarmel Augustin (VU)	DL	Connor Marsden (UR)	PK	Brian Shallcross (WM)	P	Brad Costello (BU)
RB	Dan Krieder (UNH)	DL	Chris Price (UMass)	<b>Second Team</b>			
WR	Dave Klemic (NU)	DL	Chris Stahl (WM)	QB	Jim Murphy (NU)	DL	Pete Coyne (WM)
WR	Muneer Moore (UR)	LB	Brett Bashaw (UNH)	RB	Dave Edmundson (NU)	DL	Matt Crispino (UNH)
TE	Matt Davis (UR)	LB	David Heckard (VU)	RB	Alvin Porch (WM)	DL	Rob Hyman (UD)
OL	Bert Horsley (UR)	LB	Mac Janney (UR)	WR	Carl Bond (UC)	DL	Steve Quander (UR)
OL	Matt Mazefsky (WM)	LB	Paul Picciotti (URI)	WR	Rameek Wright (UM)	LB	Ralph D'Angelo (UD)
OL	Rob Milani (URI)	DB	Chris Anderson (UR)	TE	Kerry Taylor (UMass)	LB	Zach Falconer (NU)
OL	Chris Phipps (UD)	DB	Tyrone Bowden (UD)	OL	Brian Cook (UD)	LB	Khari Samuel (UMass)
OL	Ryan Ward (UNH)	DB	DeLonne Kelly (VU)	OL	Mike Flanigan (UD)	LB	Miguel Viera (URI)
RS	Lennard Byrd (UM)	DB	Wade Rowcliffe (UNH)	OL	George Freiburger (VU)	DB	Andre Dixon (NU)
PK	Mike Glover (JMU)	P	Mike Glover (JMU)	OL	Pat Sheehan (UM)	DB	Lamont Neal (UR)
				OL	Greg Whirley, Jr. (WM)	DB	Winston October (UR)
				RS	Courtney Batts (UD)	DB	Leroy Robinson (NU)
				PK	Mark Kiefer (VU)	P	Nelson Garner (JMU)
				<b>Third Team</b>			
<b>First Team</b>				QB	Mickey Fein (UM)	DL	Mike Cecere (UD)
QB	Mike Cook (WM)	DL	Matt Crispino (UNH)	RB	James Jenkins (URI)	DL	Richard Clough (UNH)
RB	Jerry Azumah (UNH)	DL	Frank Ferrara (URI)	RB	Recolon Jumpp (UC)	DL	LaJohn Jones (URI)
RB	Marcel Shipp (UMass)	DL	Marc Megna (UR)	WR	Josh Dolbin (VU)	DL	Chris Machovina (VU)
WR	Eddie Conti (UD)	DL	Raheem Walker (WM)	WR	David Smith (NU)	LB	Denis Hulme (UD)
WR	Brian Westbrook (VU)	LB	Steve Kives (NU)	TE	Jeff Tripp (UNH)	LB	Brad Keatley (UC)
TE	Kerry Taylor (UMass)	LB	Paris Lenon (UR)	OL	Seth Huber (NU)	LB	Shaun Lyons (VU)
OL	Brian Cook (UD)	LB	Khari Samuel (UMass)	OL	Walter Jones (UNH)	LB	Lateef O'Connor (UM)
OL	Walter Jones (UNH)	DB	Miguel Viera (URI)	OL	Ryan Knight (VU)	DB	Chris Anderson (UR)
OL	Eric King (UR)	DB	Tony Booth (JMU)	OL	Nelson Martinez (URI)	DB	Kendrick Ashton, Jr. (WM)
OL	Pat Sheehan (UM)	DB	Aaron Dashiell (UM)	OL	Mitch McCrimmon (VU)	DB	Sean McDermott (WM)
OL	Greg Whirley, Jr. (WM)	DB	Andre Dixon (NU)	RS	Darrick Brown (UM)	DB	Shannon Riley (VU)
RS	Brian Westbrook (VU)	DB	Winston October (UR)	PK	Nelson Garner (JMU)	P	Jason Christopher (URI)
PK	Matt Walker (URI)	P	Mike Leach (WM)				
<b>Second Team</b>							
QB	Todd Bankhead (UMass)	DL	Chris Machovina (VU)	<b>First Team</b>			
RB	James Jenkins (URI)	DL	Jojo Oliphant (UM)	QB	Mike Cook (WM)	DL	Mike Bertoni (WM)
RB	Curtis Keaton (JMU)	DL	Jason Tenner (VU)	RB	Jerry Azumah (UNH)	DL	Art Blanchard (UR)
WR	Dave Klemic (NU)	DL	Doug Tillberg (NU)	RB	Alvin Porch (WM)	DL	Luke Cullinane (WM)
WR	Jimmy Moore (UMass)	LB	Kole Ayi (UMass)	WR	Macey Brooks (JMU)	DL	Mark Hondru (UD)
TE	Mike Leach (WM)	LB	Zach Falconer (NU)	WR	Brian Finneran (VU)	LB	Shawn Barber (UR)
OL	Dennis Callaghan (UC)	LB	Brian McKenna (UD)	TE	Ed Perry (JMU)	LB	Romande Carter (UNH)
OL	Joe Douglas (UR)	LB	Lamont Watson (UD)	OL	Josh Beyer (WM)	LB	Justin Riemer (UMass)
OL	Deyate Hagood (UMass)	DB	Chris Anderson (UR)	OL	TaVarr Closs (UC)	LB	Brian Smith (UD)
OL	Ryan Knight (VU)	DB	Ron Iannotti (URI)	OL	Jerome Daniels (NU)	DB	Kenny Bailey (UD)
OL	Greg Krause (UNH)	DB	Hezekiah Lewis (VU)	OL	Mike Flynn (UM)	DB	Dorrell Green (UD)
RS	Eddie Conti (UD)	DB	Jordan Younger (UC)	OL	Chris Kumpon (UD)	DB	Lamont Neal (UR)
PK	Casey Hannon (VU)	P	Chris Wright (JMU)	RS	Jay Jones (JMU)	DB	Darren Sharper (WM)
<b>Third Team</b>				PK	Mark Kiefer (VU)	P	Brad Costello (BU)
QB	Matt Nagy (UD)	DL	Mike Cecere (UD)	<b>Second Team</b>			
RB	Hameen Ali (WM)	DL	Chris Morant (JMU)	QB	Clint Park (VU)	DL	Frank Ferrara (URI)
RB	Jasper Pendergrass (UR)	DL	Khalid Riley (UC)	RB	Bob Jameson (UM)	DL	Brian Giamo (WM)
WR	Carl Bond (UC)	DL	Bryan Soltes (UD)	RB	James Jenkins (URI)	DL	Marc Megna (UR)
WR	Drew O'Connor (UM)	LB	Brian Hayden (NU)	WR	Eddie Conti (UD)	DL	Todd Williamson (UM)
TE	Jeff Tripp (UNH)	LB	Mac Janney (UR)	WR	Rameek Wright (UM)	LB	Steve Kives (NU)
OL	Eric Beatty (UR)	LB	Shaun Lyons (VU)	TE	Anthony McKinney (UC)	LB	Mike McGowan (WM)
OL	Keith Cregan (UD)	LB	Brett Naccara (UM)	OL	Jon Cole (UNH)	LB	Stefon Moody (WM)
OL	Jeff Hayes (UNH)	DB	Jeff DeLucia (UC)	OL	Dan Markowski (UMass)	LB	Jude Waddy (WM)
OL	Seth Huber (NU)	DB	Dale Koscielski (UD)	OL	Matt McKnight (VU)	DB	Derek Carter (UM)
OL	Sean Reid (WM)	DB	Eric Lewis (UM)	OL	Dan Rossettini (WM)	DB	Deon Jackson (VU)
RS	Darrick Brown (UM)	DB	Wade Rowcliffe (UNH)	OL	Tim Stone (UNH)	DB	David Lee (JMU)
PK	Brett Sterba (WM)	P	Andrew Maclay (UMass)	RS	Calvin Jones (UNH)	DB	Leroy Robinson (NU)
				PK	John Coursey (JMU)	P	Nelson Garner (JMU)
				<b>Third Team</b>			
<b>First Team</b>				QB	Chris Bresnahan (UNH)	DL	Peter Coyne (WM)
QB	Chris Boden (VU)	DL	Luke Cullinane (WM)	RB	Jeff Reale (NU)	DL	Steve Quander (UR)
RB	Jerry Azumah (UNH)	DL	Marc Megna (UR)	RB	Minoso Rodgers (UR)	DL	James Rushton (UNH)
RB	Roger Harriott (BU)	DL	Lloyd Nugent (NU)	WR	Jay Jones (JMU)	DL	Will Santi (URI)
WR	Courtney Batts (UD)	DL	Jason Tenner (VU)	WR	Dak Newton (UC)	LB	Peter Christopher (UNH)
WR	Brian Finneran (VU)	LB	Shawn Barber (UR)	TE	Erik Henry (UMass)	LB	Curtis Dunaway (VU)
TE	Rahmaan Streater (UR)	LB	Steve Kives (NU)	OL	Matt Alegi (UMass)	LB	Khari Samuel (UMass)
OL	TaVarr Closs (UC)	LB	Brian Smith (UD)	OL	Jim Bailey (NU)	LB	Keith Thomas (BU)
OL	Pat Downey (UNH)	DB	Tony Booth (JMU)	OL	Baran Johnson (UC)	DB	Kory Blackwell (UMass)
OL	Travis Raitt (BU)	DB	Derek Carter (UM)	OL	Chris Okano (VU)	DB	Winston October (UR)
OL	Dan Rossettini (WM)	DB	Dorrell Green (UD)	OL	Mark Shalala (UMass)	DB	Shannon Riley (VU)
OL	Mike White (UNH)	DB	Ron Harrison (WM)				
RS	Delvin Joyce (JMU)	DB					

## All-Conference History

RS Eddie Conti (UD) DB John Stein (JMU)  
PK Chris Binder (UM) P Mike White (UR)

## 1995

## First Team

QB Leo Hamlett (UD) DL Lou D'Agostino (URI)  
RB Derek Fitzgerald (WM) DL Mike Foley (UNH)  
RB Rene Ingoglia (UMass) DL Ray Lyons (UNH)  
WR Bobby Apgar (URI) DL Brian Smith (URI)  
WR Ed Mantie (BU) LB Ralph D'Angelo (UD)  
TE Ed Perry (JMU) LB Bryan Leibrand (UR)  
OL Steve Archibald (UD) LB Jason Miller (WM)  
OL Josh Beyer (WM) LB Justin Riemer (UMass)  
OL Steve Stinson (UM) DB Curtis Dunaway (VU)  
OL Shannon Trostle (UD) DB Dorrell Green (UD)  
OL Pat Walsh (UC) DB Breon Parker (UMass)  
RS Cy Butler (URI) DB Darren Sharper (WM)  
PK John Coursey (JMU) P Andre Seoldo (NU)

## Second Team

QB Mike Cawley (JMU) DL Art Blanchard (UR)  
RB Andre Pam (UM) DL Matt Crispino (UNH)  
RB Tory Taylor (UC) DL Mark Hondru (UD)  
WR Courtney Batts (UD) DL Jim Simpkins (WM)  
WR Jay Jones (JMU) LB Jared Elwell (URI)  
TE Jeff Tamulski (UNH) LB Larry McSeed (UD)  
OL Matt Alegi (UMass) LB Stefon Moody (WM)  
OL Chris Bourdon (UNH) LB Reggie Thornton (NU)  
OL Dan Markowski (UMass) DB Kenny Bailey (UD)  
OL Brent Secrist (JMU) DB Derek Carter (UM)  
OL Charlie White (WM) DB Rob McCoy (UNH)  
RS Eddie Conti (UD) DB Quincy Waller (JMU)  
PK David DeArmas (UC) P David DeArmas (UC)

## Third Team

QB Chris Hixson (URI) DL Pete Coyne (WM)  
RB Frank Alessio (UMass) DL Brian Gleason (UC)  
RB Troy Keen (WM) DL Lamont Gooding (JMU)  
WR Cy Butler (URI) DL Mike Howard (JMU)  
WR Terry Hammons (WM) LB Alonzo Bowler (JMU)  
TE Anthony McKinney (UC) LB A.J. Burawski (VU)  
OL David Bailey (JMU) LB LaJhon Jones (URI)  
OL TaVarr Closs (UC) LB Jude Waddy (WM)  
OL Jerome Daniels (NU) DB Mark Hopkins (NU)  
OL Pat Downey (UNH) DB Monte Nowden (UC)  
OL Mike Flynn (UM) DB Winston October (UR)  
RS Mark McCain (WM) DB Chris Orlando (URI)  
PK Brian Shallcross (WM) P Nelson Garner (JMU)

## 1994

## First Team

QB Robert Dougherty (BU) DL Ben Albert (UMass)  
RB Daryl Brown (UD) DL Brian Corcoran (UMass)  
RB Rene Ingoglia (UMass) DL Joe Fleming (UNH)  
TE Ed Perry (JMU) DL Mike Foley (UNH)  
WR Bobby Apgar (URI) LB Warren Armes (UNH)  
WR Carnell Henderson (BU) LB David Atwood (NU)  
OL Sherrard Joseph (UC) LB Tyrone Frazier (VU)  
OL Andre Maksimow (BU) LB Paul Zenkert (UC)  
OL Mike Pedone (BU) DB Jim Concannon (UNH)  
OL Jose Ramirez (VU) DB Chris Helon (BU)  
OL Joe Sabella (UMass) DB John May (BU)  
RS Dwight Robinson (JMU) DB Darren Sharper (WM)  
PK John Coursey (JMU) P David DeArmas (UC)

## Second Team

QB Shawn Knight (WM) DL Art Blanchard (UR)  
RB Troy Keen (WM) DL Lou D'Agostino (URI)  
RB Avrom Smith (UNH) DL John Schaefer (BU)  
WR Brian Finneran (VU) DL Tyrone Washington (JMU)  
WR Mike Tomlin (WM) LB Greg Applewhite (WM)  
TE Rob Higbee (UD) LB Andrew Brennan (BU)  
OL Josh Beyer (WM) LB Andy Cobaugh (VU)  
OL Chris Bourdon (UNH) LB Ray Geoffroy (UR)

OL Tim Foley (BU) DB Maurice Glenn (UR)  
OL Matt Gibby (UNH) DB Breon Parker (UMass)  
OL Steve Stinson (UM) DB Dwight Robinson (JMU)  
RS Calvin Jones (UNH) DB Tony Williams (UMass)  
PK Skip Thomas (URI) P Bobby St. Pierre (UR)

## Third Team

QB Mike Cawley (JMU) DL Chris Curtis (VU)  
RB Kelvin Jeter (JMU) DL Marcus Cuttino (JMU)  
RB Uly Scott (UR) DL Pat Mulhern (UD)  
WR Macey Brooks (JMU) DL Julius Williams (JMU)  
WR Cy Butler (URI) LB Clint Dunn (JMU)  
TE Jeff Tamulski (UNH) LB Ako Stafford (UM)  
OL David Bailey (JMU) LB Jude Waddy (WM)  
OL Keith Novak (UNH) LB Roger Kotlarz (UMass)  
OL Brent Secrist (JMU) DB Rob McCoy (UNH)  
OL Matt Smith (UD) DB Greg Mikell (UM)  
OL Shannon Trostle (UD) DB Pablo Rodriguez (BU)  
RS John May (BU) DB Jason Seapker (NU)  
PK David DeArmas (UC) P Frank Venezia (VU)

## 1993

## First Team

QB Robert Dougherty (BU) DL Brian Corcoran (UMass)  
RB Wilbur Gilliard (UC) DL Matt Joyce (UR)  
RB Daryl Brown (UD) DL Matt Morrill (UD)  
WR David Gamble (UNH) DL Craig Staub (WM)  
WR David McLeod (JMU) LB Scott Assencoa (UMass)  
TE Tom Bachonski (UC) LB Paul Duckworth (UC)  
OL Bill Durkin (UMass) LB Marc Fauci (BU)  
OL Phil Hallard (UMass) LB Mario Perry (UMass)  
OL Andy LeBlanc (UMass) DB Jim Concannon (UNH)  
OL Wally Vale (WM) DB Maurice Glenn (UR)  
OL Tom Walters (WM) DB Chris Helon (BU)  
RS Dwight Robinson (JMU) DB Matt Rajotte (UMass)  
PK Skip Thomas (URI) P Chris Dawson (WM)

## Second Team

QB Shawn Knight (WM) DL Silas Burke (UMass)  
RB Derek Fitzgerald (WM) DL Mike Foley (UNH)  
RB Rene Ingoglia (UMass) DL Dion Foxx (JMU)  
WR Carnell Henderson (BU) DL Malik Moody (JMU)  
WR Corey Ludwig (WM) LB Greg Applewhite (WM)  
TE Price Williams (UM) LB Bruce Bourgojn (UC)  
OL Sherrard Joseph (UC) LB Ross Fichthorn (UM)  
OL Bill Lacey (VU) LB Jemal Murph (UM)  
OL Andre Maksimow (BU) DB Scott Acker (UD)  
OL Greg Peden (UD) DB Bob Jordan (UNH)  
OL Matt Wildes (UD) DB Breon Parker (UMass)  
RS Rod Boothes (UR) DB John May (BU)  
PK Eric Oke (UMass) DB Mark Salisbury (NU)  
P Bill Hoffmann (VU)

## 1992

## First Team

QB Greg Lilly (UR) DL Mark Hrubar (UD)  
RB Uly Scott (UR) DL Matt Morrill (UD)  
RB Ben Sirmans (UM) DL Tim Matas (VU)  
WR Rod Boothes (UR) DL Chris Grychowski (VU)  
WR Alex Davis (UC) LB Mario Perry (UMass)  
TE Darren Rizzi (URI) LB Dwayne Gordon (UNH)  
OG Bill Durkin (UMass) LB Eric Johnson (UR)  
OG Randy Crane (VU) LB Curtis Eller (VU)  
OT Bill Lacey (VU) DB Warren McIntire (UD)  
OT Dan Jones (UM) DB Don Caparotti (UMass)  
C Matt O'Neill (UNH) DB Mark Chapman (UC)  
PK Bill Hoffmann (VU) DB Greg Lewis (UNH)  
P Chris Schrock (BU)

## Second Team

QB Bill Vergantino (UD) DL Robert Belcuore (UC)  
RB Daryl Brown (UD) DL Brian Corcoran (UMass)  
RB Barry Bourassa (UNH) DL Matt Joyce (UR)  
WR John Perry (UNH) LB Mike Bandish (UD)

## All-Conference History

WR	Sterling Brown (UR)	LB	Pat Mulhern (UD)
TE	Brian Kozlowski (UC)	LB	Scot Assensoa (UMass)
OG	Geoff Hannan (UD)	LB	Andy Cobaugh (VU)
OG	Phil Hallard (UMass)	DB	Tim Jacobs (UD)
OT	Jason Goldberg (BU)	DB	Bob Jordan (UNH)
OT	Matt Wildes (UD)	DB	Maurice Glenn (UR)
OT	Scott Wenk (UR)	DB	Matt Smith (VU)
C	Tim Tarpey (VU)	P	Todd Barton (UR)
PK	Steve Leo (UD)		

## 1991

<b>First Team</b>			
QB	Bill Vergantino (UD)	DL	Mark Hrubar (UD)
RB	Jerome Bledsoe (UMass)	DL	Geoff Aleva (UNH)
RB	Barry Bourassa (UNH)	DL	Willie Oshodin (VU)
WR	Mark Didio (UC)	DL	Rich Kane (UMass)
WR	John Perry (UNH)	LB	Matt Tulley (UMass)
TE	Scott Donald (VU)	LB	Dwayne Sabb (UNH)
OT	Kai Dietiker (UMass)	LB	Eric Johnson (UR)
OT	Chris Porter (UNH)	LB	Curtis Eller (VU)
OT	Bill Lacey (VU)	DB	Warren McIntire (UD)
OG	Mark Schneible (UNH)	DB	Don Caparotti (UMass)
OG	Randy Crane (VU)	DB	Kevin Long (VU)
C	Curt Chastain (UD)	DB	Barry Alvis (VU)
C	Tim Tarpey (VU)	P	Gene Vadas (UD)
PK	Mark Drozic (UD)		

## Second Team

QB	Tom Colombo (VU)	DL	Scott Griemsmann (UD)
RB	Jay Hillman (BU)	DL	Doug Ruggles (UNH)
RB	Pat Kennedy (VU)	DL	Chris Grychowski (VU)
WR	Alex Davis (UC)	LB	Bob Wolford (UD)
WR	Keita Malloy (UD)	LB	Tim Irvine (UD)
TE	Ron Villone (UMass)	LB	Dwayne Gordon (UNH)
OG	Mike Schoenleber (UD)	LB	Andy Cobaugh (VU)
OG	Rich Anderson (UD)	DB	Tim Jacobs (UD)
OG	Phil Hallard (UMass)	DB	Gregg Lewis (UNH)
OT	Nick Mancuso (UC)	DB	Nate Bryan (UNH)
OT	Mark Toback (UD)	DB	Orin Solomon (VU)
PK	Chris Cassara (URI)	P	Chris Cassara (URI)

## 1990

<b>First Team</b>			
QB	Matt DeGennaro (UC)	DL	Geoff Aleva (UNH)
RB	Barry Bourassa (UNH)	DL	Rich Kane (UMass)
RB	Carl Smith (UM)	DL	John Klumbach (URI)
WR	Darren Altieri (BU)	LB	Curtis Eller (VU)
WR	Mark Didio (UC)	LB	Mario Perry (UMass)
TE	Ron Villone (UMass)	LB	Dwayne Sabb (UNH)
OT	Kai Dietiker (UMass)	LB	Matt Tulley (UMass)
OT	Tom Bockius (UD)	DB	Claude Pettaway (UM)
OT	Rich Cavanaugh (UMass)	DB	James Smith (UR)
OG	Anthony Guidice (UMass)	DB	Kevin Smith (URI)
OG	Rob Noble (UM)	DB	Jamal Williamson (UM)
C	Jay Gabbe (UMass)	P	Gene Vadas (UD)
PK	Jeff Mottola (UM)		

## Second Team

QB	Stan Greene (BU)	DL	Rich Heffernan (URI)
RB	Jay Hillman (BU)	DL	Mike Rembish (UC)
RB	Daryl Brantley (UD)	DL	Doug Ruggles (UNH)
RB	John Johnson (UM)	LB	Peter Doremus (URI)
WR	Alex Davis (UC)	LB	Damon Green (VU)
WR	Chris Pierce (URI)	LB	Eric Johnson (UR)
TE	Brian Kozlowski (UC)	LB	Robert Talley (BU)
OT	Nick Mancuso (UC)	DB	Robin Callender (UD)
OG	Paul Mayberry (UMass)	DB	Rusty Neal (UC)
OG	Tom Rogers (UM)	DB	Jerome Tomlin (BU)
C	Dave DeGuglielmo (BU)	DB	Vaughn Williams (UMass)
PK	Rob Courter (UR)	P	Matt LaPolice (BU)

## 1989

## First Team

QB	Mike Buck (UM)	DL	Michael Renna (UD)
RB	Carl Smith (UM)	DL	Justin Strzelczyk(UM)
RB	Kevin Wesley (UC)	DL	Tom Coles (UR)
WR	Bob Brady (VU)	LB	Troy Ashley (UC)
WR	Darren Altieri (BU)	LB	Will Tychsen (UNH)
TE	Mike Bittermann (UM)	LB	George Karelis (UMass)
OT	Scott Hough (UM)	LB	Matt Tulley (UMass)
OT	Stuart Milberg (UC)	DB	Ryan Jones (UNH)
OT	John Sullivan (UD)	DB	Claude Pettaway (UM)
OG	Robert Noble (UM)	DB	Kevin Smith (URI)
OG	David Price (UD)	DB	Rusty Neal (UC)
C	Bryan Russo (VU)		

## Second Team

QB	Matt DeGennaro (UC)	DL	Paul Franco (VU)
RB	Norm Ford (UNH)	DL	Sherm Beatty (UNH)
RB	Daryl Brantley (UD)	DL	Joe Cullen (UMass)
WR	Darvell Huffman (BU)	LB	Mickey Watson (VU)
WR	Chip Mitchell (UMass)	LB	Pat Faucette (BU)
WR	Chris Braune (UNH)	LB	Robert Talley (BU)
TE	Rob Spittel (UNH)	LB	Mike Smith (UM)
OT	Kai Dietiker (UMass)	DB	Jamal Williamson (UM)
OT	Scott Laliberte (UNH)	DB	Jerome Tomlin (BU)
OG	Lyndon Johnson (UConn)	DB	Tim Byrne (UNH)
OG	Anthony Giudice (UMass)	DB	Chris Hunt (VU)
C	David Buchanan (UD)	P	Jeff Olivo (UR)
PK	Rob Courter (UR)		

## 1988

## First Team

QB	Matt DeGennaro (UC)	DL	John Levelis (UD)
RB	Norm Ford (UNH)	DL	Michael Renna (UD)
RB	George Boothe (UC)	DL	Tom Coles (UR)
WR	Glenn Antrum (UC)	LB	Troy Ashley (UC)
WR	Curtis Olds (UNH)	LB	Nick Penna (UM)
TE	Jim Cashman (VU)	LB	John McKeown (UMass)
OT	Mike Graybill (BU)	LB	Pat Brown (UR)
OT	Howard Fahnstock (UR)	DB	Mark Seals (BU)
OG	David Franks (UC)	DB	Robert Talley (BU)
OG	Jim Carriere (UC)	DB	Kevin Smith (URI)
C	Bryan Russo (VU)	DB	Brian Jordan (UR)
PK	Rob Courter (UR)	P	Jim Donaway (UC)

## Second Team

QB	Dave Palazzi (UMass)	DL	Mark Lewis (UM)
RB	Carl Smith (UM)	DL	Scott Nason (UM)
RB	Pete Lombardi (VU)	DL	Joe Cullen (UMass)
WR	Darren Altieri (BU)	LB	Jack Reybold (BU)
WR	James Anderson (UD)	LB	Will Tychsen (UNH)
TE	John Yergey (UD)	LB	Matt Tulley (UMass)
OT	Scott Hough (UM)	LB	John O'Brien (VU)
OT	Frank Maguire (UNH)	LB	Mickey Watson (VU)
OG	Bill Buttler (UMass)	DB	Bryan Bossard (UD)
OG	Rob Noble (UM)	DB	Tim Byrne (UNH)
C	Rob Ambrosino (UD)	DB	Garry Jordan (UNH)
PK	Tom Withka (VU)	DB	Ryan Jones (UNH)
		P	Jeff Olivo (UR)

## 1987

## First Team

QB	Mike Buck (UM)	DL	Paul Boulay (UNH)
RB	Erwin Matthews (UR)	DL	Bill O'Malley (UNH)
RB	Jeff Gallaher (UC)	DL	Nate Cotton (UC)
WR	Curtis Olds (UNH)	LB	Jack Reybold (BU)
WR	Sergio Hebra (UM)	LB	Pat Brown (UR)
WR	James Anderson (UD)	LB	Todd Rundle (UMass)
TE	Scott Sweitzer (UC)	LB	Mike Jansen (UC)
OT	John Driscoll (UNH)	DB	Rob Sterling (UM)
OT	Howard Fahnstock (UR)	DB	Mark Seals (BU)
OG	Pat Anglim (UC)	DB	Brian Jordan (UR)

## All-Conference History

OG	Paul Mayberry (UMass)	DB	Scott Daniels (UC)	C	Gary Walker (BU)	DB	Tim Teevens (UNH)
C	Pete Montini (UMass)	P	Steve Jones (BU)	PK	Jack Leone (UM)	DB	Dave Wissman (UNH)
PK	Peter Borjestedt (UM)			P	Rich LaBonte (UM)	DB	Matt Latham (UC)
<b>Second Team</b>							
QB	Bob Jean (UNH)	DL	Scott Nason (UM)	QB	Dave Wienke (URI)	DL	Donald Brain (BU)
RB	Norm Ford (UNH)	DL	Joe Cullem (UMass)	RB	Paul Lewis (BU)	DL	Dave Gracon (UC)
RB	Randy Pettus (BU)	DL	Tom Coles (UR)	RB	Andre Garron (UNH)	DL	Tony DeLuca (URI)
WR	David Dunn (UC)	LB	John McKeown (UMass)	WR	Dameon Reilly (URI)	DL	Charlie Bounty (URI)
TE	Jim Muse (URI)	LB	Vito Perrone (UMass)	WR	Bill Brooks (BU)	LB	John Dorsey (UC)
OT	Mike Coleman (UC)	LB	Nick Penna (UM)	TE	Mike Walsh (UC)	LB	Vernon Hargreaves (UC)
OT	Mike Barrette (UMass)	LB	Scott Curtis (UNH)	OT	Bob Morcarski (BU)	LB	Bob Egan (BU)
OG	Dave Ingalls (UM)	DB	Ken Lucas (UD)	OT	Bob Seccareccia (URI)	LB	Mark Dennen (URI)
OG	Frank Maguire (UNH)	DB	Tim Byrne (UNH)	OG	Roger Mrusek (BU)	DB	Tony Hill (URI)
C	Chris Coyne (UD)	DB	Bill Ferrell (UNH)	OG	Mike Gasparino (UC)	DB	Grady Fuller (UMass)
PK	Eric Facey (UNH)	DB	Kevin Smith (URI)	C	Gary Walker (BU)	DB	Arnold Garron (UNH)
		P	Jim Carriere (UC)	PK	Domingos Carlos (UC)	P	Neil Gauvin (UC)
<b>1986</b>							
<b>First Team</b>							
QB	Rich Gannon (UD)	DL	Kevin Murphy (BU)	QB	Rich LaBonte (UM)	DE	Dennis Talbot (URI)
RB	Robert Norris (UD)	DL	Joe McGrail (UD)	RB	Garry Pearson (UMass)	DE	Dave Sanzaro (UM)
RB	Al Neri (UMass)	DL	Paul Boulay (UNH)	RB	Paul Lewis (BU)	DT	Tony DeLuca (URI)
WR	Curtis Olds (UNH)	LB	Keith McLaughlin (BU)	WR	Tom Mut (URI)	DT	Ray Sullivan (UM)
WR	James Church (UR)	LB	Darrell Booker (UD)	WR	Keith Hugger (UC)	DT	Mike PIERRO (BU)
TE	John Henry (UR)	LB	Ilija Jarostchuk (UNH)	TE	Paul Gorham (UNH)	NG	Steve Michalweicz (UC)
OT	Pat Anglim (UC)	LB	John McKeown (UMass)	OT	Rich Pelzer (URI)	LB	Vernon Hargreaves (UC)
OT	John Benzinger (UMass)	DB	Scott Daniels (UC)	OT	Ken Kaplan (UNH)	LB	John Dorsey (UC)
OG	Nick Bitsko (UD)	DB	Phil Atwell (UD)	OG	Louis Ortiz (UM)	CB	Jim Roberson (URI)
OG	Stan Kaczorowski (UMass)	DB	Stan Harrison (UNH)	OG	Mike Mastrogiacomo (BU)	CB	Glen Holden (UMass)
C	Chris Coyne (UD)	DB	Eric Thompson (UNH)	C	Paul Farren (BU)	S	John McGrath (UM)
PK	Mark Carter (UC)	P	Jeff Olivo (UR)	PK	Jack Leone (UM)	S	Arnold Garron (UNH)
<b>Second Team</b>							
QB	Bob Bleier (UR)	DL	Nate Cotton (UC)	QB	Ken Sweitzer (UC)	P	Neil Gauvin (UC)
RB	Doug Dorsey (UM)	DL	Dave Bochtler (UM)	RB	Greg Drew (BU)	DE	George Lewis (UMass)
RB	Greg Grooms (UR)	DL	Phil Mulcahy (URI)	RB	Gary Pearson (UMass)	DE	Phil Ferrari (UM)
WR	Dennis Gadbois (BU)	LB	Mike Jansen (UC)	RB	Keith Hugger (UC)	DT	Eric Cregan (UMass)
WR	Sergio Haven (UM)	LB	Steve Root (UM)	WR	Pete Ouellette (UM)	DT	Dan Petrie (UMass)
TE	Jeff Modesitt (UD)	LB	Todd Rundle (UMass)	WR	Tom Mut (URI)	NG	Barney Rinaldi (URI)
OT	Jamie Dyevich (UD)	LB	Rafe Wilkinson (UR)	WR	Pete O'Donnell (UNH)	LB	Steve Doig (UNH)
OT	John Driscoll (UNH)	DB	Mark Seals (BU)	WR	Pete O'Donnell (UNH)	LB	Pete DiTommaso (UMass)
OG	Dan Brodeur (UD)	DB	Robert Sterling (UM)	TE	Ken Miller (UC)	CB	Dwayne Lopes (UMass)
OG	John Colasacco (UM)	DB	Bob Shelmire (UMass)	OT	Chris O'Neil (UMass)	CB	Cal Whitfield (URI)
C	Pete Montini (UMass)	DB	Brian Jordan (UR)	OT	Bob Speight (BU)	S	Grady Fuller (UMass)
PK	Eric Facey (UNH)	P	Dimitri Yavis (UMass)	OG	Scott LaFond (UMass)	S	Mike Gooden (UNH)
<b>1985</b>							
QB	Tom Ehrhardt (URI)	DL	Mike Dwyer (UMass)	OG	Jim Patrick (BU)	S	Bob Pendergast (BU)
RB	Andre Garron (UNH)	DL	Brian O'Neill (UNH)	C	Bob Soderlund (URI)	P	Ken Sweitzer (UC)
RB	Mike Shriner (UNH)	DL	Ray Paquette (UM)	PK	Domingos Carlos (UC)		
WR	Bill Brooks (BU)	DL	Brad Carson (URI)	QB	Jim Jensen (BU)	<b>1980</b>	
WR	Dameon Reilly (URI)	LB	Neal Zonfrelli (UNH)	QB	Ken Sweitzer (UC)	DE	Frank DiTommaso (UMass)
TE	Brian Forster (URI)	LB	Mark Michaels (UC)	RB	Lorenzo Bouier (UM)	DE	George Lewis (UMass)
OT	Brian Saranovitz (UNH)	LB	Bob Egan (BU)	RB	Garry Pearson (UMass)	DT	Eric Cregan (UMass)
OT	Bob White (URI)	LB	Mark Coutts (UM)	WR	Reggie Eccleston (UC)	DT	Chris Lindstrom (BU)
OG	Tony Ciccone (UNH)	LB	Ilija Jarostchuk (UNH)	WR	Pete Ouellette (UM)	NG	Rick Suydam (UM)
OG	Jim Bumpus (UNH)	DB	Mike Cassidy (URI)	TE	Ken Miller (UC)	LB	Neil McGrath (BU)
C	Paul Dufault (UNH)	DB	Ray Williams (URI)	OT	Ken Kaplan (UNH)	LB	Pete DiTommaso (UMass)
PK	Eric Facey (UNH)	DB	Calvin Hall (BU)	OT	Bob Speight (BU)	CB	Mike Kelleher (BU)
P	Dimitri Yavis (UMass)	DB		OG	Mark Flood (UC)	CB	Dwayne Lopes (UMass)
<b>1984</b>							
QB	Tom Ehrhardt (URI)	DL	Brian O'Neill (UNH)	OG	Jim Patrick (BU)	S	Bob Manning (UMass)
RB	Paul Lewis (BU)	DL	Charlie Bounty (URI)	C	Dave Bengston (BU)	S	Darrell Wilson (UC)
RB	Andre Garron (UNH)	DL	Gary Durgin (BU)	PK	Jeff Pelin (BU)	P	Rusty Umberger (UC)
WR	Dameon Reilly (URI)	DL	Mario Marrero (UC)	QB	Mike McEvilly (UMass)	<b>1979</b>	
WR	Bill Brooks (BU)	LB	Ilija Jarostchuk (UNH)	RB	Mal Najarian (BU)	DE	Sam Stepney (BU)
TE	Brian Forster (URI)	LB	Neal Zonfrelli (UNH)	RB	Leroy Shaw (URI)	DE	Frank DiTommaso (UMass)
OT	Bob Morcarski (BU)	LB	Mark Brockwell (URI)	WR	Dave Loehle (UNH)	DT	Steve Beal (UC)
OT	Brian Saranovitz (UNH)	LB	Bruce Foucart (BU)	C	Dave Bengston (BU)	DT	Dan Petrie (UMass)
OG	John Flanagan (UNH)	LB	Bob Egan (BU)	PK	Sandro Vitiello (UMass)	S	Mike Kelleher (BU)
OG	Greg Sturgis (URI)	DB	Tony Hill (URI)	WR	Kevin O'Connor (UMass)	P	Tim Fontaine (UMass)
				TE	Marty Paglione (UMass)	NG	Ray Benoit (UMass)
						LB	Greg Donahue (UNH)

## All-Conference History

OT Bob Speight (BU) LB Pete DiTommaso (UMass)  
 OT Karl Nyholm (UMass) CB Ted Walton (UC)  
 OG John Cochran (BU) CB Kevin Sullivan (UMass)  
 OG Phil Estes (UNH) S Matt Slane (UM)

## 1978

QB Steve Tosches (URI) DE Sam Stepney (BU)  
 RB Mal Najarian (BU) DE John D'Amoto (UMass)  
 RB Hank Sareault (UMass) DT Dave Bemis (UMass)  
 WR Dave Loehle (UNH) DT Mike DeGenova (BU)  
 WR Dennis Dent (UMass) NG Charles Babbitt (URI)  
 TE Jim Sturgis (BU) LB Joe McLaughlin (UMass)  
 OT Karl Nyholm (UMass) LB Tom Marhefka (URI)  
 OT Bob Speight (BU) CB Kevin Sullivan (UMass)  
 OG Bruce Kimball (UMass) CB Steve LeMay (UMass)  
 OG Pete Sinagra (URI) S John Beersworth (UMass)  
 C Mike McLaughlin (UMass) S Estes Benson (URI)

## 1977

QB Jeff Allen (UNH) DE John D'Amoto (UMass)  
 RB Bill Burnham (UNH) DE Bill Dedrick (UNH)  
 RB Bill Coleman (UMass) DT John Willis (UMass)  
 WR Lee Pope, (UNH) DT Dick Bell (URI)  
 WR John Gladchuk (UMass) NG Phil Puopolo (UMass)  
 TE Kevin Cummings (UMass) LB Pete McCarty (UMass)  
 OT Ross Schubarth (UMass) LB Joe McLaughlin (UMass)  
 OT Grady Vigneau (UNH) CB Steve Rose (UC)  
 OG Bruce Kimball (UMass) CB Dick Duffy (UNH)  
 OG Gerry Greene (UMass) S Mark Etro (UNH)

## 1976

QB Jeff Allen (UNH) DE Dave Lindstrom (BU)  
 RB Bill Burnham (UNH) DE Doug Stockbridge (UNH)  
 RB Rich Moser (URI) DT Dennis Fenton (UMass)  
 WR Kevin Cummings (UMass) DT Mike DeGenova (BU)  
 WR Tom Spann (URI) NG Tony Ozello (URI)  
 TE Rob Farbotko (UC) LB Bruce Huther (UNH)  
 OT Jeff Williams (URI) LB Scott Shulman (UM)  
 OT Wayne Smith (UNH) CB Dave Croasdale (UMass)  
 OG John Merrill (UNH) CB Ted Walton (UC)  
 OG Tony Catapano (UC) S Ron Harris (UMass)  
 C Ken Duval (URI) S Jack Leggett (UM)

## 1975

QB Brian McNally (UMass) DE Steve Telander (UMass)  
 RB Bill Burnham (UNH) DE Gary Little (UMass)  
 RB Rich Jessamy (UMass) DT Ed McAleney (UMass)  
 WR Bill Britt (URI) DT Paul Mariano (UC)  
 WR Pete Kessel (BU) NG Rick Horn (BU)  
 TE Mike Moroney (UNH) LB Dave Rozumek (UNH)  
 OT Jeff Williams (URI) LB John Toner (UMass)  
 OT Ross Schubarth (UMass) CB Jack Leggett (UM)  
 OG Ned Deane (UMass) CB Dave Croasdale (UMass)  
 OG John Merrill (UNH) S Ron Harris (UMass)  
 C Kevin Martell (UNH) S Mark Etro (UNH)

## 1974

QB Rich Bateman (VER) DE Dennis Kiernan (UMass)  
 RB Jim Torrance (UMass) DE Tom Bradshaw (UMass)  
 RB Rich Remondino (URI) DT Bill Cooke (UMass)  
 WR Bill Looker (VER) DT Mike Lanza (UNH)  
 WR Bill Britt (URI) NG Paul St. Onge (UMass)  
 TE Mike Moroney (UNH) LB Gary Dziama (BU)  
 TE Mike Matkevich (URI) LB Scott Shulman (UM)  
 OT Jim Roderick (BU) CB Jack Leggett (UM)  
 OT Rich Understein (UM) CB Rich Porter (BU)  
 OG Ed Deane (UMass) S Rich Fenton (UC)  
 OG Kelvin Brooks (BU) S Ron Harris (UMass)  
 C Don Chrisos (BU)

QB Peil Pennington (UMass)  
 RB Eric Torkelson (UC)  
 RB Sylvester McGee (URI)  
 WR Tim Berra (UMass)  
 WR Tony Jones (VER)  
 TE Allan MacLellan (UC)  
 OT Henry Hill (URI)  
 OT Jim Bailey (UC)  
 OG Dave Giquere (UNH)  
 OG Rob Foye (UC)

WR Steven Schubert (UMass)  
 WR David Paul (UM)  
 TE Timothy Sullivan (VER)  
 T Thomas Mullen (UMass)  
 G Clarence Brooks (UMass)  
 C Richard Foye (UC)  
 G Gerard Moran (UNH)  
 T Donald Miller (UNH)  
 QB Peil Pennington (UMass)  
 HB Paul Metallo (UMass)  
 FB Richard Cummings (UMass)

SE David Paul (UM)  
 T Donald Miller (UNH)  
 G Gerard Moran (UNH)  
 C David Levine (UMass)  
 G Ronald Marino (UMass)  
 T William Tuzil (UC)  
 TE John Hulecki (UMass)  
 QB Robert Hopkins (UNH)  
 HB Paul Metallo (UMass)  
 FL Robert O'Neil (UNH)  
 FB Sylvester McGee (URI)

SE Brian Herosian (UC)  
 T Robert Donlin (UMass)  
 G Robert Pena (UMass)  
 C Victor Radzevich (UC)  
 G William Spencer (UC)  
 T William Tuzil (UC)  
 TE John Hulecki (UMass)  
 QB Richard Robustelli (UC)  
 HB Vincent Clements (UC)  
 HB Norman Breault (UNH)  
 FB Richard Narcessian (URI)

E Eugene Benner (UM)  
 T Richard Donlin (UMass)  
 G Daniel Drewniak (UNH)  
 C Daniel Levine (UMass)  
 G William Spencer (UC)  
 T Robert Donlin (UMass)  
 E Nicholas McGarry (UMass)  
 QB Francis Peterson (VER)  
 HB Vincent Clements (UC)  
 HB Robert Rodger (VER)  
 FB Edward Sarno (UMass)

E Eugene Benner (UM)  
 T Clifford McDonald (UNH)  
 G William Spencer (UC)  
 C Benjamin DeGenova (UC)  
 G Everett Keene (URI)

## 1973

DE Ed McAleney (UMass)  
 DE Andy Mellow (UM)  
 DT Manuel Sasser (UC)  
 DT Tom Bradshaw (UMass)  
 LB Dennis Kiernan (UMass)  
 LB Rich Langlois (UNH)  
 CB Bruce Thompson (UC)  
 CB Rob Parrott (UMass)  
 S Greg Pemberton (BU)  
 S Steve Garofalo (URI)

## 1972

E Edward McAleney (UMass)  
 T Mark McEwen (UC)  
 T Robert Linder (URI)  
 E Wayne Bulman (VER)  
 LB Edward Booker, Jr. (UNH)  
 LB Alan Shaw (UC)  
 LB Douglas Bull (VER)  
 DHB Robert Parrott (UMass)  
 DHB Bruce Thompson (UC)  
 S John Healy (UMass)  
 S Brian Herosian (UC)

## 1971

E Brett Bernier (UNH)  
 T William DeFlavio (UMass)  
 T James Pisciotano (UC)  
 E Stephen Furness (URI)  
 LB Dennis Collins (URI)  
 LB Francis Prondecki (VER)  
 LB Joseph Sabulis (UMass)  
 DHB Dennis Breen (URI)  
 DHB Domenic Carlucci (UC)  
 DS Brian Herosian (UC)  
 DS John O'Neil (UMass)

## 1970

E James Kelliher (UMass)  
 T William DeFlavio (UMass)  
 T William Sroka (UMass)  
 E S. Russell Wood (UMass)  
 LB Joseph Sabulis (UMass)  
 LB Brian Hermes (UC)  
 LB Norman Powers (UNH)  
 LB John Farrelly (UMass)  
 CB Domenic Carlucci (UC)  
 CB Dennis Keating (UMass)  
 S John F. O'Neil (UMass)

## 1969

E John Hulecki (UMass)  
 T William DeFlavio (UMass)  
 T Andrew Guarino (UMass)  
 E Stanley Maddock (UM)  
 LB Philip Doran (UC)  
 LB John MacLean (UMass)  
 LB Joseph Sabulis (UMass)  
 LB Thomas York (UMass)  
 HB Domenic Carlucci (UC)  
 HB Robert Cabrelli (UMass)  
 S Steven Rogers (UMass)

## 1968

E Ralph Tiner (UC)  
 T Al Witteman (UNH)  
 MG Philip Doran (UC)  
 T George Koller (UC)  
 E Thomas York (UMass)

## All-Conference History

T	Stanley Rajczewski (UC)	LB	Ernest Quackenbush (UM)
E	Cal Wallingford (UNH)	LB	Kenneth Kuzman (URI)
QB	Peter Petrillo (UC)	LB	Nicholas Turco (UC)
HB	Vincent Clemens (UC)	HB	Kurt Vollherbst (UNH)
HB	Michael Shaughnessy (UNH)	HB	William Frye (UMass)
FB	James DeWitt (UC)	S	Michael Zito (UC)

## 1967

E	Frank Geiselman (URI)	E	Paul Mlinar (UMass)
T	Jim Mitchell (UMass)	T	Kent Stevens (UMass)
G	Bob Santucci (UMass)	MG	Steve Smith (UC)
C	Howie Small (URI)	T	Vince Martino (UNH)
G	Roy Lawrence (UC)	E	Bill Vasilios (UNH)
T	Steve Dixon (UC)	LB	Ken Kuzman (URI)
E	Nick Warnock (UMass)	LB	Pete Quackenbush (UM)
QB	Greg Landry (UMass)	LB	Ernie Smith (UMass)
HB	Bob Mitchell (VER)	LB	Henry Palesek (UC)
HB	Bill Phillips (UNH)	HB	Mike McArdle (UMass)
FB	Brent Kaufman (URI)	HB	Terry Hogg (URI)
		S	Kurt Vollherbst (UNH)

## 1966

E	Frank Geiselman (URI)	E	Pete Norris (UM)
T	Bill Pasquill (UM)	E	Nick Turco (UC)
G	Ron Lawrence (UC)	E	Bill VanBennekum (VER)
C	Dennis Murphy (URI)	T	Ed Toner (UMass)
G	Ivan Brawn (UM)	T	Dick Qualey (UMass)
T	Bill Connors (UM)	MG	Joe Soldano (VER)
E	Jack Schweberger (VER)	LB	John Huard (UM)
QB	Greg Landry (UMass)	LB	Rod Brooks (UMass)
HB	Bob Mitchell (VER)	LB	Leon Spinney (URI)
HB	Bob Detore (UMass)	DS	Norm Tardiff (UM)
HB	John Thompson (URI)	DS	Dave Giarla (UMass)
FB	Brent Kaufman (URI)	DS	Dave O'Donnell (URI)
		UT	Bill Estey (UNH)

## 1965

E	Bob Meers (UMass)	E	Alan Riley (UM)
T	Bill Pasquill (UM)	T	Gerald McWeeney (UC)
G	Ivan Brawn (UM)	LB	Rusty Brink (VER)
G	Rusty Brink (VER)	LB	Bernie Dallas (UMass)
G	Joe Soldano (VER)	LB	John Huard (UM)
T	Bill Conner (UMass)	MG	Harvey Silvers (URI)
E	Milt Morin (UMass)	T	Ed Toner (UMass)
QB	Dick DeVarney (UM)	E	Bill Van Bennekum (VER)
HB	Wayne Zdanowicz (URI)	S	Norm Tardiff (UM)
HB	Frank Harney (UM)	S	Dave Kelley (UMass)
FB	Phil Vandersea (UMass)	S	Dave Giarla (UMass)

## 1964

T	Bob Burke (UMass)
G	George Oelze (VER)
C	Rusty Brink (VER)
G	Peter Pietz (UMass)
T	Joe Buesing (URI)
E	Milt Morin (UMass)
QB	Jerry Whelchel (UMass)
HB	Phil DeRose (UMass)
HB	Bob Ellis (UMass)
FB	Mike Ross (UMass)

## 1963

E	Bob Meers (UMass)
T	Paul Graham (UMass)
G	Bob Teboldi (UMass)
C	Dick Kupec (UC)
G	Phil Soule (UM)
T	Joe Buesing (URI)
E	Milt Morin (UMass)
QB	Jerry Whelchel (UMass)
HB	Ken Burton (VER)

HB	Dan Serieka (UNH)
FB	Tony Tetro (URI)

## 1962

E	Chuck Grzbielski
T	John Contoulis (UC)
G	Barry Stilber (UNH)
C	Duncan Orgg (UNH)
G	Bob Tedoldi (UMass)
T	Bob Weeks (UNH)
E	Paul Majeski (UMass)
QB	Jerry Whelcher (UMass)
HB	Sam Lussier (UMass)
HB	Dan Serieka (UNH)
FB	Tony Tetro (URI)

## 1961

E	Dick Kinney (UM)
T	Bob Foote (UMass)
G	Barry Stilber (UNH)
G	Paul D'Allesandro (UNH)
C	Fred Dtockpole (UC)
G	Ed Cramer (UNH)
T	Bob Treat (UC)
QB	Manch Wheeler (UM)
HB	Sam Lussier (UMass)
HB	Dave Cloutier (UM)
FB	Frank Finizio (URI)

## 1960

E	Richard Eustis (UNH)
E	Roland Bettez (URI)
T	Richard Leadbetter (UM)
G	Fred Stackpole (UC)
C	Dave Bishop (UC)
G	Jerry Cullen (UMass)
T	Paul Lindquist (UNH)
QB	John McCormick (UMass)
HB	Richard Mezquita (UNH)
HB	Wayne Champeon (UM)
FB	Jim Browning (UC)

## 1959

## First Team

T	Harold Violette (UM)
G	Robert Slattery (UC)
C	David Bishop (UC)
G	Edwin Holm (UNH)
T	Frank Morey (URI)
T	Donald Trimble (UNH)
E	Barry O'Connell (UC)
QB	Sam Paul (UNH)
HB	Bill Minnerly (UC)
HB	Tom Delnickas (UMass)
FB	Bill Poland (URI)
FB	Bob Bragg (UM)

## Second Team

T	Roland Bettez (URI)
G	Jerry Cullen (UMass)
C	Paul Bellavance (UNH)
G	John Zinser (UC)
T	Paul Lindquist (UNH)
E	Ralph Maloney (UMass)
QB	Roger Pearson (URI)
HB	Bill Reynolds (UMass)
HB	Jerry D'Avolio (UC)
FB	Jim Browning (UC)

## 1958

## First Team

T	Hal Violette (UM)
G	Bill Wallner (UC)
C	Roger Ellis (UM)
G	Bill Goodwin (UMass)
T	Don Trimble (UNH)
E	Niles Nelson (UM)
QB	Roger Pearson (URI)
HB	Wayne Champeon (UM)
HB	Don Brown (URI)
FB	Norm Chaban (UC)

## Second Team

T	Frank Morey (URI)
G	Lou Varrachione (UMass)
C	Paul Scagnelli (UC)
G	Charles Eberback (UM)
T	Joe Ltodra (UC)
E	Barry O'Connell (UC)
QB	Harry Drivas (UC)
HB	Philip DeSantis (UC)
HB	John Welch (UM)
FB	Ed Richardson (UMass)

## All-Conference History

## First Team

LE Reino Manninen (UC)  
 LT John Burnham (UNH)  
 LG Lou Mooradian (UC)  
 C Roger Ellis (UM)  
 RG William Wallner (UC)  
 RT Donald Overlock (UC)  
 RE Robert Mairs (URI)  
 QB Roger Pearson (URI)  
 LHB James Adams (URI)  
 RHB Lawrence Day (UC)  
 FB William Poland (URI)

## 1957

## Second Team

LE Niles Nelson (UM)  
 LT Frank Morey (URI)  
 LG Louis Varrichione (UMass)  
 C Paul Scagnelli (UC)  
 RG James Gerlach (URI)  
 RT William Tarazewich (UM)  
 RE John O'Keefe (UMass)  
 QB Roanld Blume (UMass)  
 LHB Jerry deGrandpre (UM)  
 RHB Gerry Walls (UMass)  
 FB John Theriault (UM)

## First Team

LE Ed Pehota (UC)  
 LE Tony Chambers (UMass)  
 LT Larry Deschene (URI)  
 LG Phil Butterfield (UM)  
 C Bob Roy (UC)  
 RG Bob DeSpirito (URI)  
 RT Al Rogers (UC)  
 RE Neal Herrick (UNH)  
 QB Noel Reebeacker (UMass)  
 LHB Pat Abbruzzi (URI)  
 RHB Joe Bettencourt (UC)  
 FB Dick Dewing (UNH)

## 1952

## Second Team

LE Gordon Thorburn (UM)  
 LT John Cunningham (UC)  
 LG Henry Brenner (URI)  
 C Robert DiSpirito (URI)  
 RG Edward Cianchette (UM)  
 RT Richard Grann (URI)  
 RE Joe Viscount (UC)  
 QB Bernie Pina (URI)  
 LHB Campbell (UNH)  
 RHB Phil Tinsley (UC)  
 FB Rocco Murano (UC)

## First Team

LE Thurlow Cooper (UM)  
 LT Paul Harasimowicz (VER)  
 LG Basil Gregorios (UNH)  
 C Joe Dubiel (UC)  
 RG Lou Mooradian (UC)  
 RT Alton Amidon (UNH)  
 RE Philip Montagano (UNH)  
 QB Robert Trouville (UNH)  
 LHB Lenny King (UC)  
 RHB Ray Hostetter (UM)  
 FB Paul Whitley (UC)

## 1956

## Second Team

LE Reino Manninen (UC)  
 LT Edmund Enos (UC)  
 LG Paul Fitzgerald (URI)  
 C William Allen (UMass)  
 RG Jim Dolan (UMass)  
 RT Norman Gerber (UC)  
 RE Dave Ingram (UMass)  
 QB Kenneth Parady (UM)  
 LHB Charles Mellen (UMass)  
 RHB Eugene Green (UC)  
 FB Jack Leach (URI)

## First Team

LE Ed Pehota (UC)  
 LT Mario Fratorolli (UC)  
 LG Ed Douglas (UNH)  
 C Win Brown (UM)  
 RG Pete Pocius (UM)  
 RT Earl Eddy (UNH)  
 RE Harry Easton (UM)  
 QB Gene Sturgeon (UM)  
 LHB Irv Panciera (UC)  
 RHB Ed Bogdanovich (UM)  
 FB Pat Abbruzzi (URI)

## 1951

## Second Team

LE Joe Viscount (UC)  
 LT Gordon Thorburn (UM)  
 LG Kooistra (UNH)  
 C Bahros (UNH)  
 RG Robert DiSpirito (URI)  
 RT Ron Rymash (UC)  
 RE Perocchi (UNH)  
 QB Bernie Pina (URI)  
 LHB Jack Bowes (UNH)  
 RHB Jack Butterfield (UM)  
 FB Raymond Good (UC)

## First Team

LE Thurlow Cooper (UM)  
 LT Charles Gibbons (URI)  
 LG Paul Fitzgerald (URI)  
 C Charles Robichaud (UNH)  
 C Charles Hunt (URI)  
 RG LeRoy Williams (VER)  
 RT Robert Novelli (URI)  
 RE Peter Dalpe (URI)  
 QB James Duffy (UM)  
 LHB Ed DiSimone (URI)  
 RHB Ted Wright (UNH)  
 FB Jack Small (UM)

## 1955

## Second Team

LE Russ Kidd (UMass)  
 LT Norman Gerber (UC)  
 LG William Hall (UNH)  
 C Bonaventure Amendola (UC)  
 RG Edmund Enos (UC)  
 RT John McGowan (UMass)  
 RE Reino Manninen (UC)  
 QB James DiGiorno (UC)  
 LHB Lenny King (UC)  
 RHB Eddie Beck (VER)  
 FB Roger Barous (UMass)

## First Team

LE Marshall Litchfield (UNH)  
 LT Llewellyn Clark (UM)  
 LG Paul Ashnault (UNH)  
 C John Small (UM)  
 RG Thomas Golden (UM)  
 RT Alan Girroir (UNH)  
 RE Ronald Rymash (UC)  
 QB Billy Pappas (UNH)  
 LHB Edward Beck (VER)  
 RHB Pat Abbruzzi (URI)  
 FB Ernest Smart (UM)

## 1954

## Second Team

LE Gerald O'Neil (UNH)  
 LT Richard Grann (URI)  
 LG Harry Brenner (URI)  
 C Orien Walker (UNH)  
 RG Donald MacPhee (UMass)  
 RT Walter Johnson (VER)  
 RE Stephen Mazur (UNH)  
 QB James Duffy (UM)  
 LHB Richard Gleason (UNH)  
 RHB Ted Wright (UNH)  
 FB Edward DiSimone (URI)

## First Team

LE Steve Mazur (UNH)  
 LT John Cunningham (UC)  
 LG Tom Golden (UM)  
 C Rob Roy (UC)  
 RG Paul Ashnault (UNH)  
 RT Ed Mahoney (UC)  
 RE Ray Luciana (UC)  
 QB Billy Pappas (UNH)  
 LHB Pat Abbruzzi (URI)  
 RHB Bernie Pina (URI)  
 FB Buddy Amendola (UC)

## 1953

## Second Team

LE Ken Woodsum (UM)  
 LT Dick Tomasi (UNH)  
 LG Chris Latos (URI)  
 C Al Robichaud (UNH)  
 RG Phil Booker (UC)  
 RT Charley Gibbons (URI)  
 RE Tony Chambers (UMass)  
 QB Ed Fratto (URI)  
 LHB Ed Bogdanovitch (UM)  
 RHB Phil Tinsley (UC)  
 FB Don Almy (URI)

### CAA Football In The NFL Draft

Rd.	Overall	Player (School)	Pos.	Drafted By	Rd.	Overall	Player (School)	Pos.	Drafted By
					6	169	Mike Foley (UNH)	DT	Arizona Cardinals
					6	205	Mike Cawley (JMU)	QB	Indianapolis Colts
4	114	B.W. Webb (WM)	CB	Dallas Cowboys					<b>1994</b>
4	116	Earl Watford (JMU)	OL	Arizona Cardinals	6	190	Paul Duckworth (UC)	LB	Green Bay Packers
5	152	Cooper Taylor (UR)	DB	New York Giants					<b>1993</b>
7	241	Jared Smith (UNH)	DT	Seattle Seahawks	8	218	Dwayne Gordon (UNH)	LB	Miami Dolphins
									<b>1992</b>
					Rd.	Overall	Player (School)	Pos.	Drafted By
					5	113	Dwayne Sabb (UNH)	LB	New England Patriots
					12	318	Cornelius Benton (UC)	QB	Pittsburgh Steelers
									<b>1991</b>
					11	294	James Smith (UR)	DB	Houston Oilers
									<b>1990</b>
					6	156	Mike Buck (UM)	QB	New Orleans Saints
					7	183	Scott Hough (UM)	G	New Orleans Saints
					9	232	Darvell Huffman (BU)	WR	Indianapolis Colts
					11	293	Justin Strzelczyk (UM)	T	Pittsburgh Steelers
									<b>1989</b>
					7	173	Brian Jordan (UR)	DB	Buffalo Bills
					7	187	Mike Graybill (BU)	T	Cleveland Browns
					9	238	David Franks (UC)	G	Seattle Seahawks
					10	278	Bob Jean (UNH)	QB	Cincinnati Bengals
									<b>1988</b>
					6	160	Rob Sterling (UM)	DB	Philadelphia Eagles
					12	309	John Driscoll (UNH)	T	Buffalo Bills
									<b>1987</b>
					4	98	Rich Gannon (UD)	QB	New England Patriots
					5	127	Ilya Jarostchuk (UNH)	LB	St. Louis Cardinals
					10	278	Rafe Wilkinson (UR)	LB	Denver Broncos
					12	311	Joe McGrail (UD)	DT	Buffalo Bills
									<b>1986</b>
					4	86	Bill Brooks (BU)	WR	Indianapolis Colts
					5	124	Gary Walker (BU)	C	Indianapolis Colts
					7	189	Bob White (URI)	T	New York Jets
									<b>1985</b>
					11	295	Paul Lewis (BU)	RB	New England Patriots
									<b>1984</b>
					4	99	John Dorsey (UC)	LB	Green Bay Packers
									<b>1983</b>
					6	158	Ken Kaplan (UNH)	T	Tampa Bay Buccaneers
					9	232	Rich Pelzer (URI)	T	Philadelphia Eagles
					12	316	Paul Farren (BU)	T	Cleveland Browns
					12	331	Lorenzo Bouier (UM)	RB	Dallas Cowboys
									<b>1982</b>
					3	69	Steve Doig (UNH)	LB	Detroit Lions
					8	205	Chris Lindstrom (BU)	DT	St. Louis Cardinals
					9	229	Bob Speight (BU)	T	Los Angeles Rams
					11	supp.	Chy Davidson (URI)	WR	New England Patriots
									<b>1981</b>
					11	291	Jim Jensen (BU)	QB	Miami Dolphins
									<b>1980</b>
					8	221	Ted Walton (UC)	DB	Pittsburgh Steelers
					10	252	Sandro Vitiello (UMass)	K	Cincinnati Bengals
					12	316	Roger Lapham (UM)	TE	Buffalo Bills
									<b>1979</b>
					7	192	Bruce Kimball (UMass)	G	Pittsburgh Steelers
									<b>1978</b>
					8	208	Rich Moser (URI)	RB	Pittsburgh Steelers

### CAA Football In The NFL Draft

Rd.	Overall	Player (School)	Pos.	Drafted By
<b>1977</b>				
5	134	Jeff Williams (URI)	G	Los Angeles Rams
6	146	Dave Lindstrom (BU)	DE	San Diego Chargers
<b>1976</b>				
8	237	Ed McAleney (UMass)	DT	Pittsburgh Steelers
15	415	Dave Rozumek (UNH)	LB	Kansas City Chiefs
<b>1975</b>				
10	244	William Cooke (UMass)	DE	Green Bay Packers
<b>1974</b>				
11	272	Eric Torkelson (UC)	RB	Green Bay Packers
15	379	Peil Pennington (UMass)	QB	Denver Broncos
16	406	Sylvester McGee (URI)	RB	Atlanta Falcons
17	421	Tim Berra (UMass)	WR	Baltimore Colts
<b>1973</b>				
13	329	Paul Metallo (UMass)	DB	Kansas City Chiefs
<b>1972</b>				
5	113	Steve Furness (URI)	DE	Pittsburgh Steelers
15	368	John Hulecki (UMass)	G	Pittsburgh Steelers
15	370	Harold Parmenter (UMass)	DT	Denver Broncos
<b>1971</b>				
4	92	Bubba Pena (UMass)	G	Cleveland Browns
4	102	Vince Clements (UC)	RB	Minnesota Vikings
15	365	Nick McGarry (UMass)	TE	Boston Patriots
<b>1970</b>				
11	281	Gene Benner (UM)	WR	Cleveland Browns
16	403	Steve Parnell (UMass)	WR	Atlanta Falcons
<b>1968</b>				
1	11	Greg Landry (UMass)	QB	Detroit Lions
12	308	Howie Small (URI)	C	Minnesota Vikings
13	353	Frank Geiselman (URI)	FL	Green Bay Packers
15	386	Jeff Kuhman (VER)	LB	Denver Broncos
<b>1967</b>				
5	113	John Huard (UM)	LB	Denver Broncos
15	380	Jack Schweberger (VER)	FL	New York Jets
<b>1966</b>				
1		Milt Morin (UMass)	E	Cleveland Browns
7		Bob Meers (UMass)	E	Minnesota Vikings
15		Bob Ellis (UMass)	DE	Cleveland Browns
18		Ed Toner (UMass)	T	Baltimore Colts
3 (AFL)		Milt Morin (UMass)	E	San Diego Chargers
3 (AFL-RS)		Ed Toner (UMass)	G	Boston Patriots
10 (AFL-RS)		Bob Ellis (UMass)	HB	Boston Patriots
<b>1965</b>				
16		Phil Vandersea (UMass)	FB	Green Bay Packers
9 (AFL)		Jerry Whelchel (UMass)	QB	San Diego Chargers
9 (AFL)		Phil Vandersea (UMass)	FB	Denver Broncos
<b>1964</b>				
17 (AFL)		Fred Lewis (UMass)	HB	Oakland Raiders
<b>1963</b>				
14		Alan Arbuse (URI)	T	Los Angeles Rams
4 (AFL)		John Contoulis (UC)	T	New York Titans
<b>1962</b>				
11		Dave Bishop (UC)	B	New York Giants
16		John Contoulis (UC)	T	Minnesota Vikings
18		Dave Cloutier (UM)	B	Dallas Cowboys
<b>1961</b>				
8		Paul Lindquist (UNH)	T	Minnesota Vikings
<b>1959</b>				
14		Roger Ellis (UM)	C	New York Giants
<b>1958</b>				
18		Lennie King (UC)	B	Washington Redskins
<b>1957</b>				
19		Paul Harasimowicz (VER)	T	Philadelphia Eagles
<b>1956</b>				
Rd.	Overall	Player (School)	Pos.	Drafted By
16		Thurlow Cooper (UM)	E	Cleveland Browns
<b>1955</b>				
13		Pat Abbruzzi (URI)	B	Baltimore Colts
25		Dick Grann (URI)	T	Baltimore Colts
<b>1954</b>				
30		Pat Abbruzzi (URI)	B	Baltimore Colts
<b>1948</b>				
12		Clayton Lane (UNH)	T	Pittsburgh Steelers
13		Carmen Ragonese (UNH)	B	Boston Yanks
24		Bruce Mather (UNH)	B	Boston Yanks
20 (AAFC)		Carmen Ragonese (UNH)	B	Baltimore Colts

### CAA Football In The NFL Draft

*(as members of the conference)*

<p><b>New Hampshire - 16 players drafted</b></p> <p><b>Highest</b> 3 69 Steve Doig, LB Detroit</p> <p><b>Most Recent</b> 7 241 Jared Smith, DT Seattle</p>	<p><b>James Madison - 7 players drafted</b></p> <p><b>Highest</b> 4 97 Curtis Keaton, RB Cincinnati</p> <p><b>Most Recent</b> 4 116 Earl Watford, OL Arizona</p>
<p><b>Maine - 14 players drafted</b></p> <p><b>Highest/Most Recent</b> 4 133 Jerron McMillian, DB Green Bay</p>	<p><b>Villanova - 3 players drafted</b></p> <p><b>Highest/Most Recent</b> 2 49 Ben Ijalana, OL Indianapolis</p>
<p><b>Rhode Island - 12 players drafted</b></p> <p><b>Highest</b> 5 113 Steve Furness, DE Pittsburgh</p> <p><b>Most Recent</b> 7 189 Bob White, T New York Jets</p>	<p><b>Towson - 1 player drafted</b></p> <p><b>Highest/Most Recent</b> 4 125 Jermon Bushrod, OL New Orleans</p>
<p><b>Richmond - 12 players drafted</b></p> <p><b>Highest</b> 4 113 Shawn Barber, LB Washington</p> <p><b>Most Recent</b> 5 152 Cooper Taylor, DB New York Giants</p>	<p><b>William and Mary - 4 players drafted</b></p> <p><b>Highest</b> 2 60 Darren Sharper, DB Green Bay</p> <p><b>Most Recent</b> 4 114 B.W. Webb, CB Dallas</p>
<p><b>Delaware - 8 players drafted</b></p> <p><b>Highest</b> 1 18 Joe Flacco, QB Baltimore</p> <p><b>Most Recent</b> 4 98 Gino Gradkowski, OL Baltimore</p>	

## CAA Football In The NFL

Since 1947, numerous conference players have graduated into the ranks of the National Football League. Listed below are players who appeared in an Atlantic 10/Yankee Conference/CAA Football game and on an NFL active roster, practice squad, injured reserve list and physically unable to perform list between 1947-2012. This list will be updated throughout the NFL regular season.

## Delaware

Name	Years	Team(s)	NFL seasons
Robbie Agnone (TE)	2006-08	Patriots	2009
<b>Mike Adams (DB)</b>	<b>2000-03</b>	Falcons	2010
		<b>49ers</b>	<b>2004-06</b>
		<b>Browns</b>	<b>2007-11</b>
		<b>Broncos</b>	<b>2012</b>
Mike Cecere (DE)	1997-00	Jets	2001
Omar Cuff (RB)	2004-07	Buccaneers	2008
<b>Pat Devlin (QB)</b>	<b>2009-10</b>	<b>Dolphins</b>	<b>2011-12</b>
<b>Joe Flacco (QB)</b>	<b>2006-07</b>	<b>Ravens</b>	<b>2008-12</b>
Rich Gannon (QB)	1986	Vikings	1987-92
		Redskins	1993
		Chiefs	1995-98
		Raiders	1999-04
<b>Gino Gradkowski (OL)</b>	<b>2009-11</b>	<b>Ravens</b>	<b>2012</b>
Jamin Elliott (WR)	1998-01	Bears	2002
		Patriots	2003
		Bears	2004
		Falcons	2007
		Buccaneers	2010
Brandon Gilbeau (DL)	2008-09	Browns	1993-95
Tim Jacobs (CB)	1989-92	Dolphins	1996
		Bills	1987
Joe McGrail (DT)	1986	Buccaneers	1987
Jeff Modesitt (TE)	1986	Cardinals	2007-10
Ben Patrick (TE)	2006	<b>Packers</b>	<b>2009</b>
<b>Ronald Talley (DE)</b>	<b>2007-08</b>	<b>Cardinals</b>	<b>2010-12</b>
		<b>Bears</b>	<b>2011-12</b>

## James Madison

Name	Years	Team(s)	NFL seasons
Alvin Banks (RB)	2003-06	Jets	2007
Dorian Brooks (OL)	2006-09	Steelers	2010
Macey Brooks (WR)	1993-96	Bears	1999
D.J. Bryant (DE)	2008-11	Buccaneers	2012
		Bills	2012
		Colts	2012
<b>Mike Caussin (TE)</b>	<b>2006-09</b>	<b>Jaguars</b>	<b>2010</b>
		<b>Bills</b>	<b>2010-12</b>
Dion Foxx (LB)	1993	Dolphins	1994-95
		Redskins	1995
<b>Akeem Jordan (LB)</b>	<b>2003-06</b>	<b>Eagles</b>	<b>2007-12</b>
Delvin Joyce (KR/PR)	1997-00	Giants	2002-04
Curtis Keaton (RB)	1998-99	Bengals	2000-01
		Saints	2002
		Jaguars	2010
Scotty McGee (DB)	2006-09	<b>Bills</b>	<b>2010-12</b>
<b>Arthur Moats (DL)</b>	<b>2006-09</b>	Dolphins	1997-04
Ed Perry (TE)	1993-96	Chiefs	2005
		Redskins	2009

## Maine

Name	Years	Team(s)	NFL seasons
<b>Jovan Belcher (LB)</b>	<b>2004-08</b>	<b>Chiefs</b>	<b>2009-12</b>
Mike Buck (QB)	1986-89	Saints	1991-93
		Cardinals	1995
Stephen Cooper (LB)	1999-02	Chargers	2003-11
Thurlow Cooper (OL)	1954-56	Titans (AFL)	1960-62
Anthony Cotrone (FB)	2004-07	Jaguars	2008
<b>Mike DeVito (DL)</b>	<b>2003-06</b>	<b>Jets</b>	<b>2007-12</b>
Roger Ellis (C/LB)	1956-58	Titans/Jets (AFL)	1960-63
Mike Flynn (OG)	1993-96	Ravens	1998-07
Dan Jones (OL)	1989-92	Bengals	1993-95
Chris Keating (LB)	1976-78	Bills	1979-84
		Redskins	1985
		Dolphins	2011
Mark Masterson (LB)	2007-10	Broncos	2001
Phil McGeoghan (WR)	1998-00	Bears	2005-08
Brandon McGowan (DB)	2001-04	Patriots	2009-10
		Panthers	2008
Kevin McMahan (WR)	2002-05	<b>Packers</b>	<b>2012</b>
<b>Jerron McMillian (DB)</b>	<b>2008-11</b>	<b>Titans</b>	<b>2008</b>
<b>Matt Mulligan (TE)</b>	<b>2005-07</b>	<b>Jets</b>	<b>2009-11</b>
		<b>Rams</b>	<b>2012</b>
<b>Montell Owens (RB)</b>	<b>2002-05</b>	<b>Jaguars</b>	<b>2006-12</b>
Daren Stone (DB)	2003-06	Falcons	2007
		Ravens	2008
Justin Strzelczyk (OL)	1986-89	Steelers	1990-98
Manch Wheeler (QB)	1959-61	Bills (AFL)	1962

## New Hampshire

Name	Years	Team(s)	NFL seasons
Jerry Azumah (RB)	1995-98	Bears	1999-05
David Ball (WR)	2003-06	Jets	2007
Jason Ball (OL)	1998-01	Chargers	2002-03
Aaron Brown (WR)	2003-06	Saints	2007
Scott Curtis (LB)	1984-87	Eagles	1988
		Broncos	1989-90
		Lions	1982-84
		Patriots	1986-87
		Redskins	2002
		Raiders	1987
		Falcons	1993-94
		Chargers	1995-96
		Jets	1997-99
<b>Corey Graham (DB)</b>	<b>2003-07</b>	<b>Bears</b>	<b>2007-11</b>
		<b>Ravens</b>	<b>2012</b>
Bruce Huther (LB)	1973-76	Cowboys	1977-80, 1983
		Browns	1981
		Bears	1982
		Cardinals	1987, 1989
		Dolphins	1988
		Patriots	1990
		Buccaneers	1984-85
		Saints	1987
		Steelers	2000-07
		Rams	2008
		Cardinals	2009
		Yankees (AFC)	1948
		Patriots (AFL)	1961
		Chiefs	1976-79
		Patriots	1992-96
		Panthers	2010
		Jaguars	2001
		Cowboys	2001-04
		Raiders	2005-06

## Old Dominion

Name	Years	Team(s)	NFL seasons
<b>Ronnie Cameron (DL)</b>	<b>2010-11</b>	<b>Browns</b>	<b>2012</b>

## Rhode Island

Name	Years	Team(s)	NFL seasons
Lou D'Agostino (FB)	1993-95	Jets	1996
Chy Davidson (WR)	1978-79	Jets	1981-82
Tony DeLuca (DT)	1980-83	Packers	1984
		Bills	1987
Frank Ferrara (DL)	1994-98	Giants	2001-03
		Eagles	2003
<b>Jason Foster (OL)</b>	<b>2008-11</b>	<b>Steelers</b>	<b>2012</b>
Steve Furness (DL)	1969-71	Steelers	1972-80
		Lions	1981
		Falcons	1974
		Steelers	1978-82
		Dolphins	1980
		Chiefs	1981
		Buccaneers	1982
		Dolphins	1987
		Steelers	1991
		Cowboys	1987-89
		Rams	1977
		Redskins	1978-80
		Chargers	1981
		Bears	1982
		Steelers	1987
		Vikings	2001

## CAA Football In The NFL

Since 1947, numerous conference players have graduated into the ranks of the National Football League. Listed below are players who appeared in an Atlantic 10/Yankee Conference/CAA Football game and on an NFL active roster, practice squad, injured reserve list and physically unable to perform list between 1947-2012. This list will be updated throughout the NFL regular season.

## Richmond

Name	Years	Team(s)	NFL seasons
Shawn Barber (LB)	1994-97	Redskins Eagles Chiefs Texans	1998-01 2002, 2006 2003-05 2007
Bob Bleier (QB)	1986	Patriots	1987
Marvin Hargrove (WR)	1986-89	Eagles	1990
Tim Hightower (RB)	2004-07	Cardinals Redskins	2008-10 2011
Brian Jordan (DB)	1986-87	Falcons	1989-91
Matt Joyce (OL)	1990-93	Seahawks Cardinals Lions	1995 1996-00 2001-04
<b>Paris Lenon (LB)</b>	<b>1995-99</b>	<b>Packers</b> <b>Lions</b> <b>Rams</b> <b>Cardinals</b>	<b>2002-05</b> <b>2006-08</b> <b>2009</b> <b>2010-12</b>
<b>Martin Parker (DL)</b>	<b>2007-10</b>	<b>Giants</b>	<b>2011-12</b>
<b>Justin Rogers (DB)</b>	<b>2007-10</b>	<b>Bills</b>	<b>2011-12</b>
Arman Shields (WR)	2004-07	Raiders	2008
<b>Lawrence Sidbury (DE)</b>	<b>2005-08</b>	<b>Falcons</b>	<b>2009-12</b>
Matt Snider (RB)	1994-98	Packers	1999
Stacy Tutt (RB)	2001-05	Jets	2006-07
Josh Vaughan (RB)	2005-08	Jaguars Colts Panthers	2009 2010 2010-11
Seth Williams (DB)	2006-09	Giants	2010

## Towson

Name	Years	Team(s)	NFL seasons
<b>Jermon Bushrod (OL)</b>	<b>2003-06</b>	<b>Saints</b>	<b>2007-12</b>

## Villanova

Name	Years	Team(s)	NFL seasons
Terry Butler (RB)	2001-04	Jets	2005
Brian Finneran (WR)	1994-97	Eagles Falcons	1999 2000-10
Christian Gaddis (OL)	2003-06	Bills Colts Bills	2007 2008 2009
Brandyn Harvey (WR)	2006-09	Falcons Cardinals Rams	2010 2011 2012
<b>Ben Ijalana (OL)</b>	<b>2007-10</b>	<b>Colts</b>	<b>2011-12</b>
Willie Oshodin (DE)	1989-91	Broncos	1992-95
Matt Sherry (TE)	2004-07	Bengals	2008
<b>Ray Ventrone (DB)</b>	<b>2001-04</b>	<b>Patriots</b> <b>Browns</b>	<b>2007-08</b> <b>2009-12</b>
Ross Ventrone (DB)	2006-09	Patriots	2010-11
Brian Westbrook (RB)	1997-01	Eagles 49ers	2002-09 2010
<b>Darrel Young (LB)</b>	<b>2005-08</b>	<b>Redskins</b>	<b>2009-12</b>

## William and Mary

Name	Years	Team(s)	NFL seasons
R.J. Archer (QB)	2006-09	Vikings	2010
Drew Atchison (TE)	2004-07	Dolphins	2008
David Caldwell (DB)	2006-09	Colts	2010-11
<b>Derek Cox (CB)</b>	<b>2005-08</b>	<b>Jaguars</b>	<b>2009-12</b>
<b>Jonathan Grimes (RB)</b>	<b>2008-11</b>	<b>Texans</b>	<b>2012</b>
<b>Mike Leach (TE)</b>	<b>1998-99</b>	<b>Titans</b> <b>Broncos</b> <b>Cardinals</b>	<b>2000-01</b> <b>2002-08</b> <b>2009-12</b>
<b>Sean Lissemore (DL)</b>	<b>2006-09</b>	<b>Cowboys</b>	<b>2010-12</b>
Darren Sharper (DB)	1993-96	Packers Vikings Saints	1997-04 2005-08 2009-10
Dominique Thompson (WR)	2001-04	Rams	2005-07
<b>Adrian Tracy (DL)</b>	<b>2006-09</b>	<b>Giants</b>	<b>2010-12</b>
Jude Waddy (LB)	1994-97	Packers Buccaneers	1998-99 2000

## CAA Football Alumni -- NFL Head Coaches

Name	NFL Team	School (Seasons)
<b>Chip Kelly</b>	<b>Philadelphia Eagles</b>	<b>New Hampshire (1981-84)</b>
<b>Mike Tomlin</b>	<b>Pittsburgh Steelers</b>	<b>William and Mary (1990-94)</b>