



Introduction

1 _____ Table of Contents
 2 _____ CAA Football Interactive/Media Services
 3 _____ CAA Football Communications Directory
 4 _____ CAA Football Biography
 5 _____ CAA Football By The Numbers
 6 _____ 2012 CAA Football Schedule (includes TV)

2012 Team Information

7-10 _____ Delaware Blue Hens
 11-14 _____ Georgia State Panthers
 15-18 _____ James Madison Dukes
 19-22 _____ Maine Black Bears
 23-26 _____ New Hampshire Wildcats
 27-30 _____ Old Dominion Monarchs
 31-34 _____ Rhode Island Rams
 35-38 _____ Richmond Spiders
 39-42 _____ Towson Tigers
 43-46 _____ Villanova Wildcats
 47-50 _____ William and Mary Tribe

2011 Season Review

51 _____ 2011 CAA Football Standings
 51 _____ 2011-12 NCAA Championship Bracket
 52 _____ 2011 All-CAA Football Teams
 53 _____ 2011 CAA Football All-Americans
 54 _____ 2011 CAA Football Schedule/Results
 55-57 _____ 2011 Team-By-Team Results
 58 _____ 2011 Final National Polls
 59-63 _____ 2011 Final CAA Football Miscellaneous Statistics
 64-66 _____ 2011 Final CAA Football Individual Statistics
 67-69 _____ 2010 Final CAA Football Team Statistics

Records

70-73 _____ Year-By-Year Standings
 74 _____ All-Time Coaching Records
 75 _____ All-Time Passing Records
 76 _____ All-Time Rushing Records
 77 _____ All-Time Receiving Records
 78 _____ All-Time Scoring Records
 79 _____ All-Time Defensive/All-Purpose Records
 80 _____ All-Time All-Purpose/Special Teams Records

Conference History

81-82 _____ CAA Football In The Playoffs
 83-84 _____ CAA Football Postseason History
 85-87 _____ CAA Football All-Americans
 88 _____ CAA Football All-Time Award Winners
 89-100 _____ CAA Football All-Conference History
 101-102 _____ CAA Football In The NFL Draft
 103-104 _____ CAA Football In The NFL

Abbreviations

Abbreviations are used extensively throughout this book when referring to current and former member institutions. The following is a complete listing of those abbreviations:

School	Abbreviation
Boston University	BU
Connecticut	UC
Delaware	UD
Georgia State	GSU
Hofstra	HOF
James Madison	JMU
Maine	UM
Massachusetts	UMass
New Hampshire	UNH
Northeastern	NU
Old Dominion	ODU
Rhode Island	URI
Richmond	UR
Towson	TU
Vermont	VER
Villanova	VU
William and Mary	WM

Credits

Editor
 Scott Meyer, CAA Football Assistant Commissioner

Editorial Assistance

Niki DeSantis, Rob Washburn, Tom Yeager, Kelly Bowmaster, Pete Hock, Chuck Boone, CAA Staff, David Berman, Pete Clawson, Scott Burns, Zach Burrus, Shane Donaldson, Allison George, Dean Kenefick, Andrew Mahoney, John Martin, Mike Murphy, Dan O'Connell, Scott Selheimer, Rob Turner, Kimberly Zivkovich

Special Thanks

2012 CAA Football Communications Departments, Brent Nultemeier

CAAFootball.com

CAAFootball.com features the latest videos, news and stories on all of the happenings around the conference, including the 11 football schools. Standings along with team-by-team and composite results are updated after each game. Video recaps and weekly highlight packages are posted each week. The site also contains television listings, past conference records and much more.



CAA Football – Watch us on YouTube

Fans and members of the media can see all of CAA Football's digital media efforts on YouTube: www.youtube.com/CAAFootball. Logon now and subscribe to see the latest video productions from CAA Football.



CAA Football – Checkout the Blog

CAA Football is offering an inside approach to its league's news on CAAFootballblog.com. Fans and members of the media can logon to find even more news on one of the top FCS leagues in country, in addition to what you would already find on CAAFootball.com.



CAA Football Pressbox

Located on CAAFootball.com, The CAA Football Pressbox is the official source for all CAA Football information for fans and members of the media. Check The CAA Football Pressbox each week for updated team-by-team weekly releases, two-deep charts, league and team stats as well as other "media-type" information. CAA Football plans to archive the conference's weekly releases, each of our programs' weekly releases and each games flipcards in a printer-friendly format. Conference and team-by-team statistics as well as links to updated national rankings will be available on The CAA Football Pressbox and CAAFootball.com. Various audio clips in addition to head coach and player pictures as well as each team's logo and helmet illustration can be downloaded from The CAA Football Pressbox.

CAA Football Weekly Coaches' Media Teleconference

The CAA Football coaches will hold a weekly media teleconference beginning Monday, Aug. 27, 2012. The call will continue each Monday throughout the 2012 regular season and postseason. The scheduled calls will come to an end when the final CAA Football team completes its season in the 2012 NCAA Division I National Championships. Coaches and a selected student-athlete will participate in the postseason calls if their teams are still alive in Championship play.

The teleconference will open with the release of the selected player of the week winners, a recap of the weekend and a preview of the upcoming week. CAA Football coaches will be available to answer questions beginning at 10:10 a.m. (ET). The NEW weekly lineup is listed below. Over the course of the season the league will incorporate a featured student-athlete segment at 12 p.m., should the demand dictate. The league office will announce when the student-athlete segment will be used in advance of the specific call.

Media representatives wishing to participate in the teleconference should contact Scott Meyer at the CAA Football office (804.525.1421) for the phone number and media password. Any media members or fans tweeting comments made on the live teleconference (available via free audio stream each week on CAAFootball.com) are encouraged to use the CAA Football teleconference hashtag: #CAAFBtc or the official CAA Football hashtag #CAAFB. Audio files from each of the weekly teleconferences will be archived on The CAA Football Pressbox via CAAFootball.com each Monday after 1 p.m.

10:00 a.m. _____ CAA Football Update	11:10 a.m. _____ Mickey Matthews (James Madison)
10:10 a.m. _____ Jack Cosgrove (Maine)	11:20 a.m. _____ Danny Rocco (Richmond)
10:20 a.m. _____ Sean McDonnell (New Hampshire)	11:30 a.m. _____ Jimmye Laycock (William and Mary)
10:30 a.m. _____ Joe Trainer (Rhode Island)	11:40 a.m. _____ Bobby Wilder (Old Dominion)
10:40 a.m. _____ Andy Talley (Villanova)	11:50 a.m. _____ Bill Curry (Georgia State)
10:50 a.m. _____ K.C. Keeler (Delaware)	12:00 p.m. _____ CAA Football Student-Athlete (TBD)
11:00 a.m. _____ Rob Ambrose (Towson)	

CAA Football – Follow us on Twitter

Fans and members of the media are encouraged to follow CAA Football on Twitter: twitter.com/The_CAAFootball. Logon now and "follow" the league to get a look at one of the top collegiate football conferences in the country and be sure to tag all CAA Football related tweets with #CAAFB. CAA Football will tweet regularly throughout both the season and offseason.



CAA Football – Like us on Facebook

Fans and media members can now share their thoughts, ideas, photos and more on CAA Football's Facebook page: facebook.com/CAAFootball. Logon now and "like" us to get all sorts of information in your news feed. Feel free to comment on our posts, write on our wall and even share your pictures from gameday.



Weekly Awards

CAA Football names Offensive, Defensive, Rookie and Special Teams Players of the Week each Monday morning during the season. Winners, announced at the beginning of the weekly teleconference, are chosen from nominations provided by CAA Football Communications personnel. The weekly honors release can be accessed by logging on to CAA Football's various online community sites at the beginning of each week in the regular season.

Annual Awards

All-CAA Football First, Second and Third Teams, Players of the Year on offense, defense and specials teams, Rookies of the Year on offense and defense and Coach of the Year are selected by a vote of the league's 11 head coaches at the conclusion of the regular season. The awards will be announced by the CAA Football office via release which can be accessed by logging on to CAA Football's various online community sites.

Communications Directory



CAA Football

caafootball.com | @The_CAAFootball | facebook.com/CAAFootball | youtube.com/CAAFootball | caafootballblog.com
8625 Patterson Avenue / Richmond, VA / 23229 -- 804-754-1616
Contact: Scott Meyer, Assistant Commissioner / smeyer@caasports.com / (O) 804-525-1421 / (C) 804-922-7236

Delaware

bluehens.com | @UDbluehens | facebook.com/DelawareBlueHens | youtube.com/UDBlueHens
Contact: Scott Selheimer, Assistant Athletics Director
selheim@udel.edu / (O) 302-831-8007 / (C) 302-562-5129 / (Pressbox) 302-831-6199



Georgia State

georgiastatesports.com | @GSUPanthers | facebook.com/GeorgiaStateUniversityAthletics
Contact: Allison George, Associate Athletics Director
ageorge@gsu.edu / (O) 404-413-4032 / (C) 678-595-7728 / (Pressbox) 404-223-4787



James Madison

jmusports.com | @JMUSports | facebook.com/JMUDukes
Contact: John Martin, Assistant Athletic Director
martinja@jmu.edu / (O) 540-568-6154 / (C) 540-476-1259 / (Pressbox) 540-568-6521



Maine

goblackbears.com | @BlackBearsFB | facebook.com/UMBlackbears | youtube.com/UMBlackBears
Contact: Andrew Mahoney, Assistant Manager
andrew.mahoney@umit.maine.edu / (O) 207-581-4158 / (C) 813-298-9698 / (Pressbox) 207-581-1049



New Hampshire

unhwildcats.com | @unhathletics | facebook.com/UNHWildcats | youtube.com/UNHathletics
Contact: Mike Murphy, Associate Director
mike.murphy@unh.edu / (O) 603-862-3906 / (C) 603-969-0774 / (Pressbox) 603-862-2645



Old Dominion

odusports.com | @ODUFootball | facebook.com/ODUSports | youtube.com/odusports
Contact: Kimberly Zivkovich, Associate Director
kzivkovi@odu.edu / (O) 757-683-5520 / (C) 757-617-7757 / (Pressbox) 757-683-3842



Rhode Island

gorhody.com | @RhodyFootball | facebook.com/RhodyFootball | youtube.com/rhodeislandrams
Contact: Shane Donaldson, Coordinator
shane_donaldson@ds.uri.edu / (O) 401-874-2409 / (C) 508-509-7299 / (Pressbox) 401-481-6648



Richmond

richmondspiders.com | @Spider_Football | facebook.com (search: Richmond Spiders Football) | youtube.com/richmondspiders
Contact: Scott Burns, Assistant Director
sburns2@richmond.edu / (O) 804-287-6313 / (C) 804-398-1726 / (Pressbox) 804-289-1780



Towson

towsontigers.com | @TowsonTigers | facebook.com/TowsonTigers | youtube.com/TheTowsonTigers
Contact: Dan O'Connell, Director
doconnell@towson.edu / (O) 410-704-3102 / (C) 410-382-4986 / (Pressbox) 410-704-3102



Villanova

villanova.com | @NovaAthletics | facebook.com/Novaathletics | youtube.com/NovaAthletics
Contact: Dean Kenefick, Associate Athletics Director
dean.kenefick@villanova.edu / (O) 610-519-6514 / (C) 610-308-4395 / (Pressbox) 610-519-5290



William and Mary

tribeathletics.com | @TribeAthletics | facebook.com (search: William and Mary Tribe Athletics) | youtube.com/TribeAthletics
Contact: Pete Clawson, Assistant Athletics Director
pmclaw@wm.edu / (O) 757-221-3369 / (C) 757-869-9323 / (Pressbox) 757-221-3414



8625 Patterson Avenue | Richmond, VA 23229 | 804-754-1616
 caafootball.com | caafootballblog.com | @The_CAAFootball / #CAAFB
 facebook.com/CAAFootball | youtube.com/CAAFootball

Two National Championships, four NCAA Championship game appearances, eight NCAA semifinal appearances and more than 30 postseason wins in five years under the CAA Football banner...Unprecedented numbers in terms of Football Championship Subdivision success. CAA Football raised the profile of what was once the Yankee Conference and later the Atlantic 10 Conference when it took the reins of the league in 2007. Now five years into the CAA's leadership the league has cemented itself as an FCS power conference in terms of on-the-field success, television exposure, marketability and success of its players at the next level.

CAA Football may have not been represented on the day of the 2012 NCAA Championship game, but it was certainly recognized on the eve of the contest. New Hampshire linebacker Matt Evans, Towson head coach Rob Ambrose and his rookie running back Terrance West helped CAA Football take home three of the four top national honors from The Sports Network. Evans, a junior in 2011, became the league's third Buck Buchanan National Defensive Player of the Year. Ambrose earned the league's sixth Eddie Robinson National Coach of the Year Award and West was the inaugural recipient of the Jerry Rice National Freshman of the Year honor.

The recognition of Towson's national award winning duo was fitting given what the Tigers were able to accomplish during the 2011 season. Ambrose and his squad logged one of the best turnarounds in all of college football, improving from a one-win campaign in 2010 to a 9-3 overall mark and the CAA Football outright league championship in 2011. The Tigers, picked to finish last in the league's preseason poll, finished 7-1 against league foes and ended 2011 ranked No. 9 in the country.

Towson's CAA Football championship made it one of five CAA Football programs to earn a berth in the NCAA Championship field, a mark no other FCS conference has ever equaled. James Madison and Old Dominion each garnered first round playoff victories helping CAA Football make up five of the final 16 teams in the NCAA's second round. Maine went on the road and topped perennial power Appalachian State in the second round, but the remaining four (James Madison, New Hampshire, Old Dominion and Towson) all stumbled. The Black Bears' season ended the next weekend when it lost at Georgia Southern in the NCAA quarterfinal round.

Although the league's 2011 postseason outcome fell short of previous benchmarks, its regular season successes did not. Richmond gave the league its ninth win over a BCS/FBS opponent in the last five years when it upset Duke, 23-21, to open the 2011 season. CAA Football has won 17 contests against the upper level of major college football in the last 10 years. The league's regular season non-conference success was never better than in 2011, finishing 19-2 (.905) in

matchups against FCS opponents outside of CAA Football.

The conference continued its stronghold in the national polls, showing at least seven teams ranked over a six-week stretch. In the Oct. 17 release of The Sports Network Top-25, a record nine CAA Football programs were ranked between No. 9 and No. 22. CAA Football ended the 2011 season with a national-best six teams among both Top-25 polls.

Beginning in 2012, CAA Football will kickoff a five-year agreement the Colonial Athletic Association inked with the NBC Sports Group in February. The broadcast agreement will provide CAA Football a minimum of five national television broadcasts on the NBC Sports Network and continue its regional television coverage with an additional 13 broadcasts using the Comcast SportsNet regional networks. The CAA and CAA Football is the first collegiate athletic conference to sign a broadcast agreement with the NBC Sports Network, which launched on January 2, 2012.

The league has earned 80 total playoff berths, including 37 in the last 10 seasons. Getting into the playoffs isn't where the success stops, as evidenced by 52 playoff wins since 2002. CAA Football has continued to make its presence felt at the national level by placing eight teams in the national semifinal round over the last five seasons, and advancing a team to the national title game four of the last five years.

Richmond's National Championship in 2008 and Villanova's 2009 title are the most recent championships for the league. In 2004, James Madison claimed the national championship with a 31-21 triumph over Montana, becoming the first team to reach the title game by winning three road playoff contests since the field expanded to 16 teams in 1986. Delaware rolled past Colgate 40-0 to capture the national championship in 2003, becoming the first team to ever post a shutout in the title game. No other conference has had two different teams win national titles in back-to-back years and CAA Football has done it twice (2003-04 & 2008-09). Massachusetts earned a national championship in 1998, beating perennial power Georgia Southern, 55-43.

Adding the honors won by Ambrose, Evans and West gives CAA Football a total of 22 individual accolades accumulated by standouts from the league. New Hampshire quarterback Ricky Santos (2006), William and Mary quarterback Lang Campbell (2004), Villanova running back Brian Westbrook (2001), Villanova wide receiver Brian Finneran (1997), New Hampshire running back Jerry Azumah (1998) and Towson running back Dave Meggett (1988) all have won the prestigious Walter Payton Award under the league banner. James Madison linebacker Derrick Lloyd (2001) and defensive lineman Arthur Moats (2009) each received the Buck Buchanan Award prior to Evans' honor in 2011. New Hampshire's Sean McDonnell (2005), James Madison's Mickey Matthews (1999 & 2008), Villanova's Andy Talley (1997) and Boston University's Dan Allen (1993) were Eddie Robinson National Coach of the Year Award winners from the league before Ambrose won the award in 2011. Delaware's K.C. Keeler (2010), Richmond's Mike London (2008), Matthews (2004), Massachusetts' Mark Whipple (1998) and Talley (1997 & 2009) have garnered the American Football Coaches Association National Coach of the Year honor.

Success beyond the collegiate playing field can be measured in numerous ways. CAA Football has had 100 players drafted by NFL franchises dating back to 1948. A total of 26 players have been selected in the draft over the last 10 years, including the league's second-highest draft pick ever -- former Delaware Blue Hen quarterback Joe Flacco (18th overall to the Baltimore Ravens in 2008). The league has also excelled in graduating student-athletes as 10 programs have earned NCAA Public Recognition Awards over the last three years for ranking among the Top 10 percent of the FCS in the NCAA's Academic Progress Rating system.

The CAA Football geographic footprint will encompass much of the East Coast during the 2012 season with schools located from Maine to Georgia. This season's members include Delaware, Georgia State, James Madison, Maine, New Hampshire, Old Dominion, Rhode Island, Richmond, Towson, Villanova and William and Mary. While CAA Football officially began March 1, 2007, its roots date back more than 60 years.

On December 3, 1946, the Code of the Yankee Conference went into effect. Established as an all-sports conference for the New England land grant colleges, the six charter members included Connecticut, Maine, Massachusetts, New Hampshire, Rhode Island and Vermont. Upon the formation of Division I-AA football in 1978, the league disbanded all sports except football. Delaware and Richmond were admitted to the conference in 1986, Villanova was added in 1988 and James Madison, Northeastern and William and Mary joined the league in 1993. The Atlantic 10 assumed operation control of the conference from 1997-2006, with Hofstra becoming part of the league in 2001 and Towson joining the group in 2004.

	TOM YEAGER Commissioner
	SCOTT MEYER Assistant Commissioner
	JIM MACONAGHY Officials Coordinator
	KATHLEEN BATTERSON Senior Associate Commissioner Internal Operations/SWA
	PETE HOCK Associate Commissioner Broadcast Services
	KELLY BOWMASTER Assistant Commissioner Creative Services/Video
	BOBBY BROYLES Assistant Director, Video Services
	CINDY WILLIAMS Chief Operating Officer



5 - National Championships

- Massachusetts - 1998 (55-43 over Georgia Southern)
- Delaware - 2003 (40-0 over Colgate)
- James Madison - 2004 (31-21 over Montana)
- Richmond - 2008 (24-7 over Montana)
- Villanova - 2009 (23-21 over Montana)



4 - National Championship Runners-up

- Massachusetts - 1978 (28-35 to Florida A&M)
- Massachusetts - 2006 (17-28 to Appalachian State)
- Delaware - 2007 (21-49 to Appalachian State)
- Delaware - 2011 (19-20 to Eastern Washington)

21 - Consecutive seasons of multiple berths in the NCAA Playoffs

- Longest active streak in FCS history (1991-2011)

80 - NCAA Playoff Berths

37 - NCAA Playoff Berths over the last 10 years

52 - NCAA Playoff Wins over the last 10 years

7 - NCAA Championship Final appearances over the last 9 years

7 - NCAA Championship Semifinal appearances over the last 5 years

6 - Walter Payton Award Winners

- Dave Meggett - Towson, 1988
- Brian Finneran - Villanova, 1997
- Jerry Azumah - New Hampshire, 1998
- Brian Westbrook - Villanova, 2001
- Lang Campbell - William and Mary, 2004
- Ricky Santos - New Hampshire, 2006



3 - Buck Buchanan Award Winners

- Derrick Lloyd - James Madison, 2001
- Arthur Moats - James Madison, 2009
- Matt Evans - New Hampshire, 2011



6 - Eddie Robinson National Coach of the Year Winners

- Dan Allen - Boston University, 1993
- Andy Talley - Villanova, 1997
- Mickey Matthews - James Madison, 1999
- Sean McDonnell - New Hampshire, 2005
- Mickey Matthews - James Madison, 2008
- Rob Ambrose - Towson, 2011



1 - Jerry Rice National Freshman of the Year Winners

- Terrance West - Towson, 2011



6 - American Football Coaches Association National Coach of the Year Winners

- Andy Talley - Villanova, 1997
- Mark Whipple - Massachusetts, 1998
- Mickey Matthews - James Madison, 2004
- Mike London - Richmond, 2008
- Andy Talley - Villanova, 2009
- K.C. Keeler - Delaware, 2010



6 - Members of the College Football Hall of Fame

- Charles Haley, James Madison
- Lou Holtz, William and Mary
- Dick MacPherson, Massachusetts
- Dave Nelson, Maine & Delaware
- Tubby Raymond, Delaware
- Eddie N. Robinson, Maine



337 - Sports Network All-Americans (Since 1987)

106 - American Football Coaches Association All-Americans (Since 1979)

100 - Players Drafted By NFL Franchises

2011 Sports Network National Award Winners

Two CAA Football standouts and the league's Coach of the Year garnered three of the four Sports Network National FCS honors following the 2011 season. From top to bottom below: Towson Head Coach Rob Ambrose was named the Eddie Robinson National Coach of the Year, New Hampshire junior linebacker Matt Evans was named the Buck Buchanan National Defensive Player of the Year and Towson freshman running back Terrance West was named the Inaugural Jerry Rice National Freshman of the Year.



Thursday, August 30

Towson at Kent State	7:00
West Chester at Delaware	7:30
South Carolina State at Georgia State	7:30
New Hampshire at Holy Cross	7:30

Friday, August 31

Villanova at Temple [ESPN3]	7:00
-----------------------------	------

Saturday, September 1

Richmond at Virginia [ACC REGIONAL SPORTS NETWORK]	3:00
William and Mary at Maryland [ESPN3]	3:00
St. Francis (Pa.) at James Madison	6:00
Duquesne at Old Dominion	

Saturday, September 8

New Hampshire at Minnesota [BIG TEN NETWORK]	12:00
Maine at Boston College [ESPN3]	1:00
Rhode Island at Monmouth	1:00
Delaware State at Delaware [NBC SPORTS NETWORK]	3:30
Georgia State at Tennessee [PAY-PER-VIEW]	4:30
Gardner-Webb at Richmond	6:00
Alcorn State at James Madison	6:00
Lafayette at William and Mary	7:00
Old Dominion at Hampton	
Fordham at Villanova	

Saturday, September 15

*William and Mary at Towson [NBC SPORTS NETWORK]	12:00
*Rhode Island at Villanova [COMCAST SPORTSNET REGIONAL]	3:30
Central Connecticut State at New Hampshire	12:00
Maine at Bryant	1:00
Richmond at VMI	1:30
Bucknell at Delaware	3:30
James Madison vs West Virginia (FedEx Field)	4:30
UT-San Antonio at Georgia State	6:00
Campbell at Old Dominion	

Saturday, September 22

*New Hampshire at Old Dominion [COMCAST SPORTSNET REGIONAL]	12:00
*James Madison at Rhode Island	1:00
*Delaware at William and Mary [COMCAST SPORTSNET REGIONAL]	7:00
*Richmond at Georgia State	
Villanova at Penn	3:30
Albany at Maine	6:00
St. Francis (Pa.) at Towson	7:00

Saturday, September 29


*Delaware at New Hampshire	12:00
*Villanova at Maine	3:30
*Old Dominion at Richmond	3:30
*Georgia State at William and Mary [COMCAST SPORTSNET REGIONAL]	7:00
Rhode Island at Bowling Green	3:30
Towson at Louisiana State	8:00

Saturday, October 6

*Towson at James Madison [NBC SPORTS NETWORK]	1:00
*Maine at Delaware [COMCAST SPORTSNET REGIONAL]	3:30
*New Hampshire at Georgia State	
*Richmond at Villanova	
Brown at Rhode Island	1:00
William and Mary at Penn	3:30

Saturday, October 13

*Richmond at New Hampshire	12:00
*Georgia State at Rhode Island	1:00
*Maine at Towson	7:00
*William and Mary at James Madison [COMCAST SPORTSNET REGIONAL]	TBD
*Villanova at Old Dominion	



Saturday, October 20

*New Hampshire at Maine [COMCAST SPORTSNET REGIONAL]	12:00
*James Madison at Richmond [COMCAST SPORTSNET REGIONAL]	3:30
*Rhode Island at Delaware	3:30
*Old Dominion at Towson	7:00
*Villanova at Georgia State	

Saturday, October 27

*Delaware at Old Dominion [NBC SPORTS NETWORK]	12:00
*New Hampshire at Rhode Island	12:00
*Maine at William and Mary	3:30
*Towson at Villanova [COMCAST SPORTSNET REGIONAL]	3:30
*Georgia State at James Madison	3:30

Saturday, November 3

*Towson at Delaware [NBC SPORTS NETWORK]	12:00
*William and Mary at New Hampshire	12:00
*James Madison at Maine [COMCAST SPORTSNET REGIONAL]	3:30
*Rhode Island at Richmond	6:00
*Old Dominion at Georgia State	

Saturday, November 10

*William and Mary at Old Dominion [COMCAST SPORTSNET REGIONAL]	12:00
*Georgia State at Maine	2:00
*Delaware at Richmond	3:30
*Rhode Island at Towson	3:30
*James Madison at Villanova	

Saturday, November 17

*Maine at Rhode Island	12:00
*Towson at New Hampshire [COMCAST SPORTSNET REGIONAL]	12:00
*Richmond at William and Mary	1:30
*Villanova at Delaware	3:30
*Old Dominion at James Madison [NBC SPORTS NETWORK]	7:00

Saturday, November 24

NCAA Division I Football Championship First Round

Saturday, December 1

NCAA Division I Football Championship Second Round

Saturday, December 8

NCAA Division I Football Championship Quarterfinals

Friday & Saturday, December 14 & 15

NCAA Division I Football Championship Semifinals

Saturday, January 5, 2013

NCAA Division I Football Championship Title Game
(FC Dallas Stadium; Frisco, Texas)

AS OF JULY 20, 2012

* - CAA Football Game

All Time Eastern; PM and subject to change

Check CAAFootball.com & local listings for specific channels

Quick Facts

Location Newark, Del.
 Enrollment 16,000
 Nickname Blue Hens
 Website bluehens.com
 Twitter twitter.com/UDbluehens
 Facebook facebook.com/DelawareBlueHens
 Stadium Tubby Raymond Field at Delaware Stadium
 Stadium Capacity 22,000
 Stadium Surface Artificial Grass
 President Dr. Patrick E. Harker
 Athletics Director Bernard Muir
 Head Coach K.C. Keeler (Delaware, 1981)
 Football Contact Scott Selheimer, Assistant Athletics Director/Sports Information
 Football Contact Office Phone/Email 302-831-8007/selheim@udel.edu
 Offensive Starters Returning/Lost 4/7
 Defensive Starters Returning/Lost 9/2

2011 Results (7-4, 5-3 CAA)

Home Stadium: Delaware Stadium (22,000)

Home: 5-1 Away: 1-3 vs. Top 25 (TSN/F): 2-0 vs. Top 25 (Coach): 2-0
 Total Home Attendance: 114,111 Average Home Attendance: 19,019

Sept. 3	{5/5}	at Navy [CBSSPN]	L 17-40	34,117
Sept. 10	{8/7}	West Chester	W 28-17	19,593
Sept. 17	{7/7}	Delaware State {rv/-}	W 45-0	18,011
Sept. 24	{7/6}	*Old Dominion [TCN/CSN-NE/COX11] {rv/rv}	W 27-17	16,789
Oct. 1	{6/5}	*at Maine [WABI] {rv/-}	L 17-31	6,000
Oct. 8	{13/11}	*William and Mary {9/9}	W 21-0	17,808
Oct. 15	{9/8}	*Massachusetts [TCN/CSN-NE] {rv/rv}	L 10-21	21,902
Oct. 22	{16/13}	*at Rhode Island	L 34-38	6,222
Oct. 29	{21/20}	*at Towson [TCN/CSN-NE] {13/14}	W 35-30	8,122
Nov. 12	{15/17}	*Richmond [TCN/CSN-NE] {rv/-}	W 24-10	20,008
Nov. 19	{15/17}	*vs Villanova [TCN/CSS]	W 26-16	14,107

CAA Team's Coaches & Sports Network Rankings listed prior to Opponent/Opponent's Coaches & Sports Network Rankings listed after Opponent at time game was played



BLUE HENS HEAD COACH
K.C. KEELER
10 SEASONS (2002-2011)


Collegiate Overall Record (Years) 169-67-1 (18 years)
Record at CAA Football Schools (Years) 81-46 (10 years)
Record in CAA Football Games (Years) 47-35 (10 years)


Delaware Coaching Staff

Nick Rapone Defensive Coordinator/Safeties
 Jim Hofher Offensive Coordinator/Quarterbacks
 Brian Ginn Pass Game Coordinator/Wide Receivers
 Kirk Ciarrocca Running Backs
 Henry Baker Cornerbacks
 Gregg Perry Offensive Line
 Phil Pettite Defensive Line
 Brad Sherrod Linebackers
 Frank Law Defensive Line Assistant
 TBA Tight Ends

2012 Schedule

Date	Opponent	Location	Series Record
Aug. 30	West Chester	Newark, Del.	46-6-1
Sept. 8	Delaware State	Newark, Del.	3-0
Sept. 15	Bucknell	Newark, Del.	22-11
Sept. 22	*at William and Mary	Williamsburg, Va.	21-15
Sept. 29	*at New Hampshire	Durham, N.H.	20-10
Oct. 6	*Maine	Newark, Del.	23-8
Oct. 20	*Rhode Island	Newark, Del.	19-8
Oct. 27	*at Old Dominion	Norfolk, Va.	1-0
Nov. 3	*Towson	Newark, Del.	9-4
Nov. 10	*at Richmond	Richmond, Va.	20-8
Nov. 17	*Villanova	Newark, Del.	21-23-1






TRAVIS HAWKINS
 ROCKVILLE, MD.
 UNIVERSITY OF MARYLAND

DB	5-10	195	JR
----	------	-----	----

YEAR	GP	S-A-Tackles	SK/TFL	Int	PBU	FF/FR
2010 (Univ. Md)	8	0-2-2	0.0/0.0	0	0	0/0
2011	11	41-11-52	0.0/2.0	4	9	0/0
Career	11	41-13-54	0.0/2.0	4	9	0/0

- Enjoyed outstanding season in first year at Delaware after transfer from University of Maryland
- Earned 2nd team All-Colonial Athletic Association honors
- Ranked No. 2 in the CAA in passes defended (13), No. 6 in interceptions (4), and was No. 20 among defensive backs in tackles (52)
- Leads UD defensive secondary that returns all four starters
- Ranked 11th in the NCAA and 2nd in the CAA in kickoff returns with 27.6 average
- Returned kickoff 86 yards for a touchdown vs. Towson for the 17th longest return in school history
- Posted season-high 10 tackles vs. UMass



NIHJA WHITE
 WAYNE, PA.
 CONESTOGA HIGH SCHOOL

WR	6-2	205	SR
----	-----	-----	----

YEAR	GP	No.	Yds	TD	Long	Avg/G	Avg/C
2009	10	21	238	2	39	23.80	11.33
2010	15	60	752	6	51	50.13	12.53
2011	10	50	673	4	59	67.30	13.46
Career	35	131	1663	12	59	47.51	12.69

- Pre-Season College Football Performance Awards nominee
- 2nd team All-Colonial Athletic Association in 2011
- Ranked No. 3 in the CAA in receiving yards per game (67.3) and No. 4 in receptions (5.0) in 2011
- Trying to become first player to lead UD in receiving three straight years since former NFL player Jamin Elliott in 1999-2001
- Ranks No. 9 all-time at Delaware for career receptions, No. 11 in receiving yards, and No. 11 in touchdowns



ANDREW PIERCE
 BRIDGETON, N.J.
 CUMBERLAND REGIONAL HIGH SCHOOL

RB	5-11	200	JR
----	------	-----	----

YEAR	GP	No.	Yds	TD	Long	Avg/G	Avg/C
2010	15	329	1655	14	40	110.33	5.03
2011	11	279	1279	16	44	116.27	4.58
Career	26	608	2934	30	44	112.85	4.83

- Pre-Season Walter Payton Award Candidate
- Two-time All-CAA selection (1st team in '10/2nd team in '11)
- Ranked 13th in NCAA and 3rd in CAA in rushing (116.4 yds/pg) and 11th in NCAA and 2nd in CAA in scoring (8.7 ppg) in 2011
- 12-time CAA Player/Rookie of the Week Winner
- 2010 3rd team The Sports Network All-American; ECAC All-East Freshman of the Year; and CAA Rookie of the Year
- Ranks No. 4 on active FCS career rushing list with 2,984 yards AND No. 4 on UD career rushing yardage list and No. 8 for touchdowns
- Needs 16 yards rushing and 26 receptions to become only second player in UD history with 3,000 yards rushing and 100 receptions



PAUL WORRIOW
 WILMINGTON, DEL.
 CONCORD HIGH SCHOOL

LB	6-0	230	SR
----	-----	-----	----

YEAR	GP	S-A-Tackles	SK/TFL	Int	PBU	FF/FR
2009	11	36-24-60	0.0/4.0	0	1	0/2
2010	15	45-68-113	2.0/10.0	0	3	2/2
2011	11	55-42-97	1.0/11.0	1	2	1/1
Career	37	136-134-270	3.0/25.0	1	6	3/5

- Pre-Season Buck Buchanan Award National Defensive Player of the Year Award Nominee
- Two-time All-CAA selection (2nd team in '11; 3rd team in '10)
- Has led team in tackles two straight years and looking to become first UD player to lead team three straight years since LB Dan Mulhern in 2000-02
- Has started at both outside and middle linebacker spots
- Led team with 97 tackles and 11 tackles for loss in 2011 and had 10 or more tackles four times
- AFCA Good Works Award nominee who has donated bone marrow blood cells
- Ranked 9th in the CAA in tackles in 2011 (8.8) and 7th in tackles for loss (1.0)
- Ranks No. 18 on UD career tackles list and No. 4 in forced fumbles

Playing Career

1977-80 University of Delaware

Coaching Career

1981 Assistant Coach, Amherst College
 1986-87 Assistant Coach, Rowan University
 1988-92 Offensive Coordinator, Rowan University
 1993-01 Head Coach, Rowan University
 2002- Head Coach, University of Delaware

Personal

Birthdate

July 26, 1959

Hometown

Emmaus, Pa.

Alma Mater


Delaware '81

Wife

Janice

Children

Kate, Jackson



Keeler's Year-By-Year Record

Year	School	Record	Conf./Finish	Postseason
1993	Rowan	11-2		NCAA (Div. III) Finals
1994	Rowan	6-3		
1995	Rowan	10-3-1		NCAA (Div. III) Finals
1996	Rowan	10-3		NCAA (Div. III) Finals
1997	Rowan	11-1		NCAA (Div. III) Semis
1998	Rowan	10-3		NCAA (Div. III) Finals
1999	Rowan	12-2		NCAA (Div. III) Finals
2000	Rowan	7-2		
2001	Rowan	11-2		NCAA (Div. III) Semis
Rowan Totals		88-21-1 (.805)		
2002	Delaware	6-6	4-5/T6th	
2003	Delaware	15-1	8-1/T1st	NCAA Champions
2004	Delaware	9-4	7-1/T1st (South)	NCAA Qtrs
2005	Delaware	6-5	3-5/T3rd (South)	
2006	Delaware	5-6	3-5/T4th (South)	
2007	Delaware	11-4	5-3/T3rd (South)	NCAA Finals
2008	Delaware	4-8	2-6/5th (South)	
2009	Delaware	6-5	4-4/T4th (South)	
2010	Delaware	12-3	6-2/T1st	NCAA Finals
2011	Delaware	7-4	5-3/T5th	
Delaware Totals		81-46 (.638)		
Career Record		169-67-1 (.715)		

All-Time Delaware Coaching Records

Coach	Years	Record	Pct.	Conf.	Pct.
No Coach	1889-97	15-22-4	.415		
Herbert L. Rice	1898-01	14-15-2	.484		
C.A. Short	1902, 06	8-6-2	.563		
Nathan A. Mannakee	1903-05	8-13-2	.391		
E. Pratt King	1907	0-5-1	.083		
William J. McAvoy	1908-16, 22-24	42-43-13	.495		
Stan Baumgartner	1917	2-5	.286		
Lt. Milton Arronwitz	1918	2-5	.286		
H.B. Shipley	1919-20	5-10-2	.353		
Sylvester R. Derby	1921	5-4	.556		
R.M. Forstburg	1925-27	9-14-1	.396		
Joseph J. Rothrock	1928	2-6	.250		
A.B. Ziegler	1929-30	6-10-2	.389		
Charles Rogers	1931-33	12-9-4	.560		
J. Neil Stahley	1934	4-3-1	.563		
Lyal W. Clark	1935-37	5-18-1	.229		
Stephen J. Grenda	1938-39	4-12	.250		
William D. Murray	1940-42, 46-51	49-16-2	.746		
David M. Nelson	1952-65	84-42-2	.664		
Tubby Raymond	1966-01	300-119-3	.714	89-38	.701
K.C. Keeler	2002-	81-46	.638	47-35	.573

2012 Team Information

Total No. of Starters Returning: 14

Offense: 4

.....QB - Tim Donnelly
OT - Brandon Heath
RB - Andrew Pierce
WR - Nihja White

Defense: 9

.....CB - Marcus Burley
SS - Tim Breaker
LB - Patrick Callaway
DE - Ethan Clark
CB - Travis Hawkins
DT - Irv Titre
FS - Ricky Tunstall
DT - Laith Wallschleger
LB - Paul WorriLOW

Special Teams: 2

.....K - Sean Baner
P - Rauley Zaragoza

Total No. of Starters Lost: 9

Offense: 7

.....OT - Shea Allard
OG - Gino Gradkowski
C - Rob McDowell
OG - Will Nagle
TE - Colin Naugle
WR - Bobby Russo
WR - Mark Schenauer

Defense: 2

.....DE - Michael Atunrase
LB - Andrew Harrison

Special Teams: 0

NOTE: Special Teams include kickers and punters only.

2012 Newcomers

Name	Pos.	Ht./Wt.	Hometown/HS (Last School)
Connor Bozick	OL	6-5/300	Seymour, Md./DeMatha
Craig Brodsky	DB	5-11/195	Orange Park, Fla./Fleming Island
Sam Collura* (RFr.)	OL	6-4/288	Elkridge, Md./Dematha (Pittsburgh)
Mark Doe	WR	5-9/165	Collingdale, Pa./Academy Park
Eric Enderson	K/P	6-1/185	Hampton, Va./Phoebus
Simba Gwashavanhu	WR	6-1/180	Gaithersburg, Md./Gaithersburg
Vince Hollerman	DE	6-2/235	Woodbine, Ga./Camden County
Trent Hurley* (So.)	QB	6-4/220	Connellsville, Pa./Greensburg Central Catholic (Bowling Green)
Will Lewis	OL	6-4/265	Jacksonville, Fla./Bishop Kenny
Andrew Peterson	WR	6-3/185	Newark, Del./Charter School of Wilmington
Josh Plummer	DL	6-2/200	Saint Mary's, Ga./Camden County
Jalen Randolph	RB	6-1/230	Ridley Park, Pa./Ridley

* Transfer Student-Athlete enrolled at Delaware Spring 2012

Year-By-Year Results

Year	Overall	Conference	Coach	Year	Overall	Conference	Coach
1889	1-1-1		None	1955	8-1		David M. Nelson
1890	2-2		None	1956	5-3-1		David M. Nelson
1891	5-3-1		None	1957	4-3		David M. Nelson
1892	1-2-2		None	1958	5-3		David M. Nelson
1893	2-1		None	1959	8-1		David M. Nelson
1894	1-1		None	1960	2-6-1		David M. Nelson
1895	1-3		None	1961	4-4		David M. Nelson
1896	0-5		None	1962	7-2		David M. Nelson
1897	2-4		None	1963	8-0		David M. Nelson
1898	1-6-1		Herbert L. Rice	1964	4-5		David M. Nelson
1899	6-2		Herbert L. Rice	1965	5-4		David M. Nelson
1900	2-3-1		Herbert L. Rice	1966	6-3		Harold "Tubby" Raymond
1901	5-4		Herbert L. Rice	1967	2-7		Harold "Tubby" Raymond
1902	3-5-1		C.A. Short	1968	8-3		Harold "Tubby" Raymond
1903	4-4		Nathan A. Mannakee	1969	9-2		Harold "Tubby" Raymond
1904	1-5-1		Nathan A. Mannakee	1970	9-2		Harold "Tubby" Raymond
1905	3-4-1		Nathan A. Mannakee	1971	10-1		Harold "Tubby" Raymond
1906	5-1		C.A. Short	1972	10-0		Harold "Tubby" Raymond
1907	0-5-1		E. Pratt King	1973	8-4		Harold "Tubby" Raymond
1908	3-4-1		William J. McAvoy	1974	12-2		Harold "Tubby" Raymond
1909	1-6-1		William J. McAvoy	1975	8-3		Harold "Tubby" Raymond
1910	1-2-2		William J. McAvoy	1976	8-3-1		Harold "Tubby" Raymond
1911	2-5-2		William J. McAvoy	1977	6-3-1		Harold "Tubby" Raymond
1912	1-6-1		William J. McAvoy	1978	10-4		Harold "Tubby" Raymond
1913	2-4-2		William J. McAvoy	1979	13-1		Harold "Tubby" Raymond
1914	7-1-1		William J. McAvoy	1980	9-2		Harold "Tubby" Raymond
1915	6-3		William J. McAvoy	1981	9-3		Harold "Tubby" Raymond
1916	4-3-1		William J. McAvoy	1982	12-2		Harold "Tubby" Raymond
1917	2-5		Stan Baumgartner	1983	4-7		Harold "Tubby" Raymond
1918	1-2-2		Lt. Milton Arronwitz	1984	8-3		Harold "Tubby" Raymond
1919	2-5-1		H.B. Shipley	1985	7-4		Harold "Tubby" Raymond
1920	3-5-1		H.B. Shipley	1986	9-4	5-2	Harold "Tubby" Raymond
1921	5-4		Sylvester R. Derby	1987	5-6	2-5	Harold "Tubby" Raymond
1922	6-3		William J. McAvoy	1988	7-5	6-2	Harold "Tubby" Raymond
1923	5-3-1		William J. McAvoy	1989	7-4	5-3	Harold "Tubby" Raymond
1924	4-3-1		William J. McAvoy	1990	6-5	5-3	Harold "Tubby" Raymond
1925	4-4		R. M. Forstburg	1991	10-2	7-1	Harold "Tubby" Raymond
1926	3-5		R. M. Forstburg	1992	11-3	7-1	Harold "Tubby" Raymond
1927	2-5-1		R. M. Forstburg	1993	9-4	6-2	Harold "Tubby" Raymond
1928	2-6		Joseph J. Rothrock	1994	7-3-1	5-3	Harold "Tubby" Raymond
1929	0-7-1		A.B. Ziegler	1995	11-2	8-0	Harold "Tubby" Raymond
1930	6-3-1		A.B. Ziegler	1996	8-4	6-2	Harold "Tubby" Raymond
1931	5-1-2		Charles Rogers	1997	12-2	7-1	Harold "Tubby" Raymond
1932	5-4		Charles Rogers	1998	7-4	4-4	Harold "Tubby" Raymond
1933	2-4-2		Charles Rogers	1999	7-4	5-3	Harold "Tubby" Raymond
1934	4-3-1		J. Neil Stahley	2000	12-2	7-1	Harold "Tubby" Raymond
1935	2-5-1		Lyal W. Clark	2001	4-6	4-5	Harold "Tubby" Raymond
1936	2-6		Lyal W. Clark	2002	6-6	4-5	K.C. Keeler
1937	1-7		Lyal W. Clark	2003	15-1	8-1	K.C. Keeler
1938	3-5		Stephen J. Grenda	2004	9-4	7-1	K.C. Keeler
1939	1-7		Stephen J. Grenda	2005	6-5	3-5	K.C. Keeler
1940	5-3		William D. Murray	2006	5-6	3-5	K.C. Keeler
1941	7-0-1		William D. Murray	2007	11-4	5-3	K.C. Keeler
1942	8-0		William D. Murray	2008	4-8	2-6	K.C. Keeler
1943			No schedule due to World War II	2009	6-5	4-4	K.C. Keeler
1944			No schedule due to World War II	2010	12-3	6-2	K.C. Keeler
1945			No schedule due to World War II	2011	7-4	5-3	K.C. Keeler
1946	10-0		William D. Murray				
1947	4-4		William D. Murray				
1948	5-3		William D. Murray				
1949	8-1		William D. Murray				
1950	2-5-1		William D. Murray				
1951	5-3		William D. Murray				
1952	4-4		David M. Nelson				
1953	7-1		David M. Nelson				
1954	8-2		David M. Nelson				

Quick Facts

Location Atlanta, Ga.
 Enrollment 32,000
 Nickname Panthers
 Website georgiastatesports.com
 Twitter twitter.com/GSUPanthers
 Facebook facebook.com/GeorgiaStateUniversityAthletics
 Stadium Georgia Dome
 Stadium Capacity (Lower Bowl) 28,155
 Stadium Surface Artificial Grass
 President Dr. Mark P. Becker
 Athletics Director Cheryl L. Levick
 Head Coach Bill Curry (Georgia Tech, 1965)
 Football Contact Allison George, Associate Athletics Director/Communications
 Football Contact Office Phone/Email 404-413-4032/ageorge@gsu.edu
 Offensive Starters Returning/Lost 6/5
 Defensive Starters Returning/Lost 4/7

2011 Results (3-8)

Home Stadium: Georgia Dome (28,155)

Home: 3-3 Away: 0-5 vs. Top 25 (TSN/F): 0-1 vs. Top 25 (Coach): 0-1
 Total Home Attendance: 85,713 Average Home Attendance: 14,286

Sept. 2	Clark Atlanta	W 41-7	26,273
Sept. 10	{rv/-} Old Dominion [CSS/TCN/CSN-NE/CSN-MA+/COX11] {rv/-}	L 17-40	11,701
Sept. 17	at Jacksonville State [CSS] {17/16}	L 21-37	17,618
Sept. 24	at Houston [CSS]	L 0-56	32,005
Oct. 8	Murray State [GPTV] {rv/-}	L 24-48	10,963
Oct. 15	at South Carolina State {rv/-}	L 13-23	11,517
Oct. 22	South Alabama {rv/-}	W 27-20 (10T)	14,086
Oct. 29	at Texas-San Antonio [LHN]	L 14-17 (10T)	25,977
Nov. 5	St. Francis	L 27-30 (10T)	11,565
Nov. 12	at West Alabama	L 23-30	6,253
Nov. 19	Campbell	W 42-35	11,125

CAA Team's Coaches & Sports Network Rankings listed prior to Opponent/Opponent's Coaches & Sports Network Rankings listed after Opponent at time game was played



**PANTHERS HEAD COACH
 BILL CURRY
 2 SEASONS (2010-2011)**

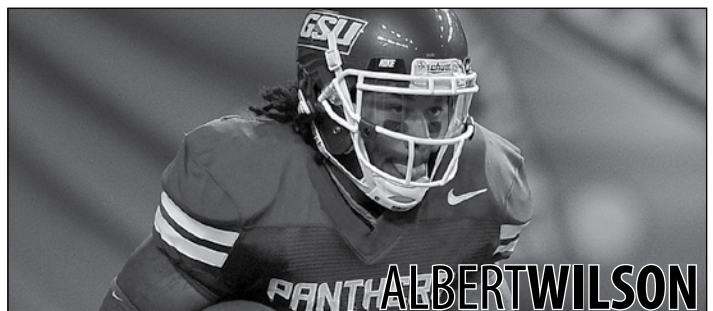
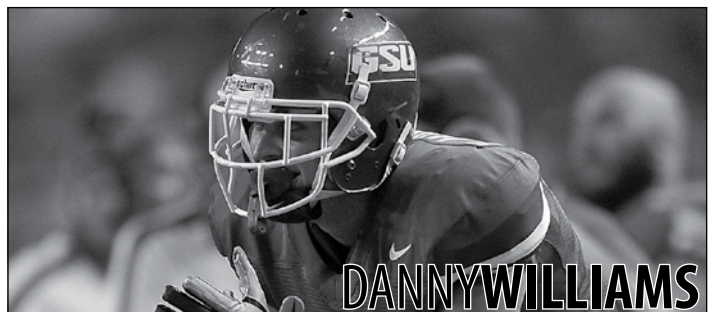
Collegiate Overall Record (Years) 92-118-4 (19 years)
Record at CAA Football Schools (Years) First Year
Record in CAA Football Games (Years) First Year

Georgia State Coaching Staff

George Pugh Associate Head Coach/Recruiting Coordinator/Wide Receivers
 Anthony Midget Defensive Coordinator/Secondary
 John Bond Offensive Coordinator/Quarterbacks
 Joe Hamilton Running Backs
 Craig Harmon Tight Ends/Offensive Line Assistant
 Jason French Linebackers/Special Teams
 Mike Riddle Offensive Line
 Ricky Thomas Defensive Ends
 Chris Ward Defensive Tackles
 Ben Pollard Assistant AD for Speed, Strength & Conditioning

2012 Schedule

Date	Opponent	Location	Series Record
Aug. 30	South Carolina State	Atlanta, Ga.	0-1
Sept. 8	at Tennessee	Knoxville, Tenn.	First Meeting
Sept. 15	Texas-San Antonio	Atlanta, Ga.	0-1
Sept. 22	*Richmond	Atlanta, Ga.	First Meeting
Sept. 29	*at William and Mary	Williamsburg, Va.	First Meeting
Oct. 6	*New Hampshire	Atlanta, Ga.	First Meeting
Oct. 13	*at Rhode Island	Kingston, R.I.	First Meeting
Oct. 20	*Villanova	Atlanta, Ga.	First Meeting
Oct. 27	*at James Madison	Harrisonburg, Va.	First Meeting
Nov. 3	*Old Dominion	Atlanta, Ga.	0-2
Nov. 10	*at Maine	Orono, Maine	First Meeting





MARK HOGAN
 MATTHEWS, N.C.
 LINCOLN SUDBURY HIGH SCHOOL

LB	5-11	202	JR
----	------	-----	----

YEAR	GP	S-A-Tackles	SK/TFL	Int	PBU	FF/FR
2010	11	21-33-54	0.5/2.5	1	1	0/1
2011	10	41-15-56	2.0/5.0	1	1	0/0
Career	21	62-48-110	2.5/7.5	2	2	0/1

- GSU's top returning tackler with 56 hits in 2011, including five tackles for loss and two sacks
- Has 110 career tackles to rank second in GSU history and has two career interceptions
- Made perhaps the biggest defensive play of GSU's 2011 season vs. South Alabama with his game-ending interception in the second overtime. Also grabbed an interception at the end of regulation that appeared to end the game but was nullified by a dead-ball penalty on USA
- Made 54 tackles for Georgia State's inaugural team in 2010, including a career-high 10 against Old Dominion
- Georgia State's first scholarship football player when he enrolled in January 2009. Spent that semester as a team of one.
- Played for the GSU baseball team in the spring of 2012. Left-handed hitting outfielder who started 23 games and batted .321



DANNY WILLIAMS
 ORLANDO, FLA.
 BOONE HIGH SCHOOL

WR	6-4	200	JR
----	-----	-----	----

YEAR	GP	No.	Yds	TD	Long	Avg/G	Avg/C
2010	11	54	649	5	47	59.0	12.0
2011	11	30	485	3	56	44.1	16.2
Career	22	84	1134	8	56	51.5	13.5

- Has caught at least one pass in every GSU game (22 straight)
- The leading receiver in GSU history with career totals of 84 catches for 1,134 yards and eight touchdowns, all Panther records.
- Second on 2011 team with 30 receptions for 485 yards and three TD
- Hauled in a career-long 56-yard touchdown pass against Campbell (11-19-11). Finished with four catches for 92 yards.
- GSU's leading receiver in 2010 with 54 receptions for 649 yards and five TD. Averaged 4.9 catches and 59.0 yards per game.
- Became the Panthers' first-ever 100-yard receiver with eight catches for 101 yards in 2010 win over Morehead State



DONALD RUSSELL
 WEST PALM BEACH, FLA.
 DWYER HIGH SCHOOL

RB	5-11	212	SR
----	------	-----	----

YEAR	GP	No.	Yds	TD	Long	Avg/G	Avg/C
2009 (UK)	5	13	137	1	79	27.4	10.5
2010 (UK)	12	64	293	2	25	24.4	4.6
2011	10	165	665	9	32	66.5	4.0
Career	27	242	1095	12	79	40.6	4.5

- GSU's leading rusher in 2011 with 665 yards on 128 carries, despite missing almost two full games to injury
- Led the team with nine touchdowns (the GSU career record), and scored at least once in the first seven games he played for GSU
- Became the first 100-yard rusher in school history when he gained a then school-record 136 yards on 20 carries in win over South Alabama. Scored the game-winning TD on an eight-yard run in the second overtime.
- Carried the ball on every GSU play on two OT possessions against South Alabama, gaining 43 yards on five carries
- Joined the program in 2011 after transferring from Kentucky, where he spent two seasons as a backup



ALBERT WILSON
 PORT ST. LUCIE, FLA
 PORT ST. LUCIE HIGH SCHOOL

WR	5-9	195	JR
----	-----	-----	----

YEAR	GP	No.	Yds	TD	Long	Avg/G	Avg/C
2010	10	19	294	2	51	29.4	15.5
2011	9	37	772	6	78	85.8	20.9
Career	19	56	1066	8	54	56.1	19.0

- Explosive athlete who is the Panthers' most versatile weapons as a receiver and return specialist
- Career totals of 56 receptions and 1,066 receiving yards, both second to Danny Williams in GSU annals.
- His eight touchdown catches are tied for the GSU career record. All eight are 28 yards or longer, including three over 50 yards.
- GSU's career leader in all-purpose yards 2,142 yards (112.7 pg).
- Eighth in the nation in punt returns (11.9), 20th in receiving yards per game (85.8) and 29th in all-purpose yards in 2011
- Career-high eight catches for 120 yards, including a 33-yard TD catch, at West Alabama (12-11-11). Totalled 182 all-purpose yards.
- Averaged 28.1 yards on 22 kickoff returns in 2010

Playing Career

1962-64 Georgia Institute of Technology
 1965-66 Green Bay Packers (NFL)
 1967-72 Baltimore Colts (NFL)
 1973 Houston Oilers (NFL)
 1974 Los Angeles Rams (NFL)

Coaching Career

1976 Assistant Coach, Georgia Institute of Technology
 1977-79 Assistant Coach, Green Bay Packers (NFL)
 1980-86 Head Coach, Georgia Institute of Technology
 1987-89 Head Coach, University of Alabama
 1990-96 Head Coach, University of Kentucky
 2008- Head Coach, Georgia State University

Personal


Birthdate
 October 1, 1942

Hometown
 College Park, Ga.

Alma Mater
 Georgia Tech '65

Wife
 Dr. Carolyn Curry

Children
 Bill, Jr.; Kristin



Curry's Year-By-Year Record

Year	School	Record	Conf./Finish	Postseason
1980	Georgia Tech	1-9-1		
1981	Georgia Tech	1-10		
1982	Georgia Tech	6-5		
1983	Georgia Tech	3-8		
1984	Georgia Tech	6-4-1		
1985	Georgia Tech	9-2-1		All-American Bowl
1986	Georgia Tech	5-5-1		
Georgia Tech Totals		31-43-4 (.423)		
1987	Alabama	7-5		Hall of Fame Bowl
1988	Alabama	9-3		Sun Bowl
1989	Alabama	10-2		Sugar Bowl
Alabama Totals		26-10 (.722)		
1990	Kentucky	4-7		
1991	Kentucky	3-8		
1992	Kentucky	4-7		
1993	Kentucky	6-6		Peach Bowl
1994	Kentucky	1-10		
1995	Kentucky	4-7		
1996	Kentucky	4-7		
Kentucky Totals		26-52 (.333)		
2010	Georgia State	6-5		
2011	Georgia State	3-8		
Georgia State Totals		9-13 (.409)		
Career Record		92-118-4 (.439)		

All-Time Georgia State Coaching Records

Coach	Years	Record	Pct.	Conf.	Pct.
Bill Curry	2010-	9-13	.409		

2012 Team Information

Total No. of Starters Returning: 14

Offense: 6

..... Jordan Giles
 QB - Kelton Hill
 OL - Grant King
 RB - Donald Russell
 WR - Danny Williams
 WR - Albert Wilson

Defense: 4

..... LB - Mark Hogan
 DB - Demarius Matthews
 DB - Brent McClendon
 DB - Demazio Skelton

Special Teams: 2

..... PK - Christian Benvenuto
 P - Matt Hubbard

Total No. of Starters Lost: 10

Offense: 5

..... OL - Joseph Gilbert
 OL - Ben Jacoby
 OL - Ladeven Kirkland
 TE - Arthur Williams
 OL - Clyde Yandell

Defense: 7

..... DL - Christo Bilukidi
 LB - Michael Hall
 DL - Kalan Jenkins
 DB - Brandon Jones
 LB - Dexter Moody
 LB - Jake Muasau
 DL - A.J. Portee

Special Teams: 0

NOTE: Special Teams include kickers and punters only.

Year-By-Year Results

Year	Overall	Conference	Coach
2010	6-5		Bill Curry
2011	3-8		Bill Curry

2012 Newcomers

Name	Pos.	Ht./Wt.	Hometown/HS (Last School)
Ronnie Bell (Fr.-R)	QB	6-0/175	Fayetteville, Ga./Sandy Creek HS (Ohio)
Jah-Mai Davidson	DT	6-4/270	Snellville, Ga./Brookwood HS
Nermin Delic	DL	6-4/265	Dalton, Ga./Northwest Whitfield HS (Kentucky)
Treavor Flannigan	OL	6-4/275	Trion, Ga./Trion HS
Garrett Gorringer	OL	6-5/280	Loganville, Ga./Grayson HS
Chris Jenkins	CB	5-11/180	Santee, S.C./Lake Marion HS
Melvin King	DE	6-3/225	Hinesville, Ga./Liberty County HS
Joe Lockley	DT	6-1/290	Portal, Ga./Portal HS
Myles Morris	CB	5-9/170	Greensboro, N.C./Smith HS
Mark Ruskell	C	6-2/292	Duluth, Ga./Duluth HS
Nathan Schuster	QB-ATH	6-0/180	Summerville, Ga./Chattooga HS
Tanner Strickland	LB-DT	6-4/250	Zebulon, Ga./Pike County HS
Avery Sweeting	WR	5-9/160	Brunswick, Ga./Brunswick HS
Kyle Vorster	S	5-10/190	Marietta, Ga./Walton HS
Mark Weidenaar	QB	6-3/190	Evans, Ga./Lakeside HS
Bryan Williams	LB	6-3/200	Miramar, Fla./Miramar HS
Ladarion Young	CB	6-0/180	Pensacola, Fla./Pensacola Catholic HS

Quick Facts

Location Harrisonburg, Va.
 Enrollment 19,722
 Nickname Dukes
 Website jmusports.com
 Twitter twitter.com/JMUSports
 Facebook facebook.com/JMUDukes
 Stadium Bridgeforth Stadium/Zane Showker Field
 Stadium Capacity 24,877
 Stadium Surface Artificial Grass
 President Jonathan Alger
 Athletics Director Jeff Bourne
 Head Coach Mickey Matthews (West Texas State, 1976)
 Football Contact John Martin, Assistant Athletics Director/Communications
 Football Contact Office Phone/Email 540-568-6154/martinja@jmu.edu
 Offensive Starters Returning/Lost 8/3
 Defensive Starters Returning/Lost 6/6

2011 Results (8-5, 5-3 CAA)

Home Stadium: Bridgeforth Stadium (25,000)

Home: 4-1 Away: 4-4 vs. Top 25 (TSN/F): 3-4 vs. Top 25 (Coach): 3-3
 Total Home Attendance: 125,010 Average Home Attendance: 25,002

Sept. 3	{15/16}	at North Carolina [RSN-ACC/CSN-MA/ESPN3]	L 10-42	57,000
Sept. 10	{19/17}	Central Connecticut State {rv/rv}	W 14-9	25,102
Sept. 17	{13/14}	at Liberty [ESPN3/MASN (TD)] {22/20}	W 27-24	18,878
Sept. 24	{12/10}	*at William and Mary [CSN-MA/CSN-NE] {6/5}	W 20-14	12,259
Oct. 1	{9/8}	*Richmond [TCN/CSN-NE] {10/10}	W 31-7	25,742
Oct. 8	{7/6}	*Maine [TCN/CSN-NE/CSS] {19/rv}	L 24-25 (ot)	24,023
Oct. 15	{13/13}	*Villanova	W 34-10	25,047
Oct. 29	{9/10}	*at Old Dominion [CSN-MA] {15/16}	L 20-23	19,818
Nov. 5	{13/13}	*at New Hampshire {9/11}	L 10-28	4,466
Nov. 12	{20/19}	*Rhode Island	W 31-13	25,096
Nov. 19	{19/20}	*at Massachusetts {rv/-}	W 34-17	7,103
Nov. 26	{17/19}	at Eastern Kentucky [ESPNUHD/ESPN3] {rv/rv}	W 20-17	2,388
Dec. 3	{17/19}	at North Dakota State [ESPN3] {4/4}	L 14-26	17,432

CAA Team's Coaches & Sports Network Rankings listed prior to Opponent/Opponent's Coaches & Sports Network Rankings listed after Opponent at time game was played



**DUKES HEAD COACH
 MICKEY MATTHEWS
 13 SEASONS (1999-2011)**

Collegiate Overall Record (Years) 96-61 (13 years)
Record at CAA Football Schools (Years) 96-61 (13 years)
Record in CAA Football Games (Years) 63-44 (13 years)

James Madison Coaching Staff

Jeff Durden Assistant Head Coach/Offensive Coordinator/Quarterbacks
 Kyle Gillenwater Defensive Coordinator/Linebackers
 Isai Bradshaw Defensive Line
 Mark Hendricks Cornerbacks
 Tony LeZotte Safeties
 Chris Malone Running Game Coordinator/Offensive Line
 Clayton Matthews Wide Receivers/Kickers
 Latrell Scott Tight Ends
 Ulrick Edmonds Recruiting Coordinator/Running Backs
 Dominique White Defensive Line Assistant

2012 Schedule

Date	Opponent	Location	Series Record
Sept. 1	St. Francis (Pa.)	Harrisonburg, Va.	First Meeting
Sept. 8	Alcorn State	Harrisonburg, Va.	First Meeting
Sept. 15	vs. West Virginia	Landover, Md. (FedEx Field)	0-1
Sept. 22	*at Rhode Island	Kingston, R.I.	8-2
Oct. 6	*Towson	Harrisonburg, Va.	17-5-1
Oct. 13	*William and Mary	Harrisonburg, Va.	19-15
Oct. 20	*at Richmond	Richmond, Va.	13-16
Oct. 27	*Georgia State	Harrisonburg, Va.	First Meeting
Nov. 3	*at Maine	Orono, Maine	10-5
Nov. 10	*at Villanova	Villanova, Pa.	10-9
Nov. 17	*Old Dominion	Harrisonburg, Va.	0-1





BRIAN BARLOW
 STEPHENS CITY, VA.
 SHERANDO HIGH SCHOOL

TE	6-3	260	SR
----	-----	-----	----

YEAR	GP	No.	Yds	TD	Long	Avg/G	Avg/C
2009	9	0	0	0	0	0.00	0.00
2010	8	11	114	0	24	14.25	10.36
2011	13	33	316	1	30	24.31	9.58
Career	30	44	430	1	30	14.33	9.77

- Named Second Team All-CAA as a fullback/H-back in 2011
- Led the team with career-bests of 33 catches for 316 yards and a touchdown
- Recorded a season-high eight reception for 79 yards, including a season-long reception of 30 yards at Old Dominion
- Had four receptions for 34 yards in the NCAA Second Round at North Dakota State... Also had a pair of special teams tackles.
- Has 44 career receptions for 430 yards and one touchdown
- Named to the CAA Commissioner's Academic Award twice



DAE'QUAN SCOTT
 STAUNTON, VA.
 ROBERT E. LEE HIGH SCHOOL

RB	5-9	190	JR
----	-----	-----	----

YEAR	GP	No.	Yds	TD	Long	Avg/G	Avg/C
2010	11	48	207	4	43	18.82	4.31
2011	13	237	1304	12	76	100.31	5.50
Career	24	285	1511	16	76	62.96	5.30

- Named Second Team All-CAA as a running back and punt returner and Roanoke Times Second Team Division I All-State as a running back
- Rushed for 1,304 yards and 12 touchdowns on 237 carries, adding 13 catches for 99 yards and a touchdown, ranking fourth in the CAA in yards per game
- Averaged 8.4 yards per punt return, collecting 142 yards on 17 returns with a long of 23
- His 1,304 rushing yards ranks third in school history for a single-season, while tied for fourth for rushing touchdowns in a season with 12
- Is third in school history for rushing attempts in a single season with 237
- Had seven games of 100 yards or more while carrying the ball 20 or more times in five contests



STEPHON ROBERTSON
 ALEXANDRIA, VA.
 EDISON HIGH SCHOOL

LB	5-11	215	JR
----	------	-----	----

YEAR	GP	S-A-Tackles	SK/TFL	Int	PBU	FF/FR
2010	10	35-55-90	1.0/9.5	0	3	3/0
2011	13	57-56-113	2.0/9.0	1	8	1/1
Career	23	92-111-203	3.0/18.5	1	11	4/1

- Named First Team All-CAA and Roanoke Times First Team Division I All-State as a linebacker
- Led the team and ranked 10th in the CAA with 113 tackles, including 61 solo tackles, 9.0 tackles for a loss and two sacks
- Added one interception, one forced fumble, one fumble recovery and eight passes defended
- Had seven or more tackles in 10 of 13 games, with 10 or more in six of them
- Named CAA Defensive Player of the Week after recording six tackles, one tackle for a loss, two pass breakups and a forced fumble in win at William & Mary
- Posted 10 tackles in the playoff win at Eastern Kentucky
- Tallied 11 total tackles with 0.5 tackle for loss and one pass breakup in the NCAA Second Round game at North Dakota State



EARL WATFORD
 PHILADELPHIA, PA.
 SIMON GRATZ HIGH SCHOOL

OL	6-4	290	SR
----	-----	-----	----

- Started all 13 games at guard for JMU, helping lead the Dukes to the second round of the NCAA Division I Football Championship...
- Named First Team All-CAA and Roanoke Times Division I Second Team as an offensive lineman in 2011
- Helped the Dukes average 222.5 yards per game rushing and 4.7 yards per carry.
- Played in 32 games in his career, starting in 26 of them
- Started all 11 games as a redshirt sophomore in 2010 and all 13 as a redshirt junior in 2011

Playing Career

1972-75 West Texas State University

Coaching Career

1976-77 Offensive Backfield, Lamar (TX) High School
 1978-79 Assistant Coach, Kansas State University
 1980-81 Secondary/Recruiting Coordinator, West Texas State University
 1982-85 Secondary, University of Texas-El Paso
 1986 Outside Linebackers/Special Teams, University of Houston
 1987 Secondary, Texas Christian University
 1988-89 Defensive Coordinator/Assistant Head Coach, Southwest Texas State University
 1990-95 Defensive Coordinator/Assistant Head Coach, Marshall University
 1996-98 Linebackers/Secondary, University of Georgia
 1999 Head Coach, James Madison University

Personal

Birthdate

November 8, 1953

Hometown

Andrews, Texas

Alma Mater

West Texas State '76

Wife

Kay

Children

Meredith Anne, Clayton



All-Time James Madison Coaching Records

Coach	Years	Record	Pct.	Conf.	Pct.
Challace McMillin	1972-84	67-56-1	.544		
Joe Purzycki	1985-90	34-30-2	.530		
Rip Scherer	1991-94	29-19	.604	10-6	.625
Alex Wood	1995-98	23-22	.511	16-16	.500
Mickey Matthews	1999-	96-61	.611	63-44	.589

Matthews' Year-By-Year Record

Year	School	Record	Conf./Finish	Postseason	
1999	James Madison	8-4	7-1/T1st	NCAA	
2000	James Madison	6-5	4-4/T4th		
2001	James Madison	2-9	0-9/11th		
2002	James Madison	5-7	3-6/9th		
2003	James Madison	6-6	4-5/7th		
2004	James Madison	13-2	7-1/T1st (South)	NCAA Champions	
2005	James Madison	7-4	5-3/2nd (South)		
2006	James Madison	9-3	7-1/1st (South)	NCAA	
2007	James Madison	8-4	6-2/2nd (South)	NCAA	
2008	James Madison	12-2	8-0/1st (South)	NCAA Semis	
2009	James Madison	6-5	4-4/T4th (South)		
2010	James Madison	6-5	3-5/T8th		
2011	James Madison	8-5	5-3/T5th	NCAA 2nd Round	
James Madison Totals		96-61 (.611)			
Career Record		96-61 (.611)			

2012 Team Information

Total No. of Starters Returning: 16

Offense: 8

..... TE - Brian Barlow
 WR - Renard Robinson
 OT - A.J. Scott
 RB - Dae'Quan Scott
 TE - Jonathan Sharp
 QB - Justin Thorpe
 OG - Earl Watford
 OT - Josh Wells

Defense: 6

..... FS - Jakarie Jackson
 CB - Leavander Jones
 WS - Dean Marlowe
 LB - Stephon Robertson
 DE - Tyler Snow
 DT - Jordan Stanton

Special Teams: 2

..... P - David Skahn
 PK - Cameron Starke

Total No. of Starters Lost: 9

Offense: 3

..... OC - Roane Babington
 OG - Matt Krout
 WR - Kerby Long

Defense: 6

..... CB - Mike Allen
 DE - D.J. Bryant
 CB - Taveion Cuffee
 DT - Lamar Middleton
 LB - Vidal Nelson
 LB - Pat Williams

Special Teams: 0

NOTE: Special Teams include kickers and punters only.

2012 Newcomers

Name	Pos.	Ht./Wt.	Hometown/HS (Last School)
Silas Ademola	DL	6-4/240	Bladensburg, Md./Bladensburg
Justin Baker	DL	6-0/255	Ashburn, Va./Briar Woods
John Barillo	LB	6-1/215	Ventnor, N.J./St. Augustine Prep
Michael Birdsong	QB	6-4/220	Matoaca, Va./Matoaca
Xavier Crocker	CB	5-10/175	Mechanicsville, Va./Hanover
Ian Fisher	QB	6-6/245	Brunswick, Md./Brunswick
Wyatt Johnson (So.)	WR	6-0/180	Richmond, Va./Highland Springs
Mitchell Kirsch	OL	6-5/265	Kensington, Md./St. John's
Taylor Reynolds	QB	6-1/185	Newark, Del./Newark
Dylan Stallings	TE/DL	6-4/210	Yorktown, Va./Grafton
Rhakeem Stallings	LB	6-0/210	Chesapeake, Va./Oscar Smith
Gage Steele	LB	6-0/210	Front Royal, Va./Warren
Titus Till* (So.)	S	6-2/200	Upper Marlboro, Md./Wise (Maryland)
Kwe'shon Williams	ATH	5-10/160	Norfolk, Va./Norview
Jeremiah Wilson* (So.)	DB	5-10/185	Winchester, Va./Handley (Maryland)

*Transfer Student-Athlete enrolled at James Madison Spring 2012

Year-By-Year Results

Year	Overall	Conference	Coach
1972	0-4-1		Challace McMillin
1973	4-5		Challace McMillin
1974	6-4		Challace McMillin
1975	9-0-1		Challace McMillin
1976	7-4		Challace McMillin
1977	5-5		Challace McMillin
1978	8-2		Challace McMillin
1979	4-6		Challace McMillin
1980	4-6		Challace McMillin
1981	3-8		Challace McMillin
1982	8-3		Challace McMillin
1983	3-8		Challace McMillin
1984	6-5		Challace McMillin
1985	5-6		Joe Purzycki
1986	5-5-1		Joe Purzycki
1987	9-3		Joe Purzycki
1988	5-6		Joe Purzycki
1989	5-4-1		Joe Purzycki
1990	5-6		Joe Purzycki
1991	9-4		Rip Scherer
1992	4-7		Rip Scherer
1993	6-5	4-4	Rip Scherer
1994	10-3	6-2	Rip Scherer
1995	8-4	6-2	Alex Wood
1996	7-4	5-3	Alex Wood
1997	5-6	3-5	Alex Wood
1998	3-8	2-6	Alex Wood
1999	8-4	7-1	Mickey Matthews
2000	6-5	4-4	Mickey Matthews
2001	2-9	0-9	Mickey Matthews
2002	5-7	3-6	Mickey Matthews
2003	6-6	4-5	Mickey Matthews
2004	13-2	7-1	Mickey Matthews
2005	7-4	5-3	Mickey Matthews
2006	9-3	7-1	Mickey Matthews
2007	8-4	6-2	Mickey Matthews
2008	12-2	8-0	Mickey Matthews
2009	6-5	4-4	Mickey Matthews
2010	6-5	3-5	Mickey Matthews
2011	8-5	5-3	Mickey Matthews

Quick Facts

LocationOrono, Maine
 Enrollment12,000
 NicknameBlack Bears
 Websitegoblackbears.com
 Twittertwitter.com/BlackBearsFB
 Facebookfacebook.com/UMBlackBears
 StadiumMorse Field at Alfond Stadium
 Stadium Capacity10,000
 Stadium SurfaceArtificial Grass
 PresidentDr. Paul Ferguson
 Athletics DirectorSteve Abbott
 Head CoachJack Cosgrove (Maine, 1978)
 Football ContactAndrew Mahoney, Assistant Manager/Media Relations
 Football Contact Office Phone/Email201-581-4158/andrew.mahoney@umit.maine.edu
 Offensive Starters Returning/Lost7/4
 Defensive Starters Returning/Lost7/5


2011 Results (9-4, 6-2 CAA)

Home Stadium: Alfond Stadium (10,000)

Home: 4-1 Away: 5-3 vs. Top 25 (TSN/F): 4-3 vs. Top 25 (Coach): 4-3
 Total Home Attendance: 28,961 Average Home Attendance: 5,792

Sept. 3	{rv/-}	Bryant	W 28-13	6,041
Sept. 10	{rv/-}	at Pittsburgh [ESPN3]	L 29-35	41,230
Sept. 17	{rv/-}	at Albany [TWCS]	W 31-15	4,944
Oct. 1	{rv/-}	*Delaware [WABI] {6/5}	W 31-17	6,000
Oct. 8	{19/rv}	*at James Madison [TCN/CSN-NE/CSS] {7/6}	W 25-24 (ot)	24,023
Oct. 15	{12/16}	*Rhode Island [WABI]	W 27-21	7,256
Oct. 22	{9/14}	*at Richmond {18/21}	W 23-22	8,700
Oct. 29	{8/12}	*at Villanova	W 41-25	3,201
Nov. 5	{7/10}	*Towson [WABI/CSN-MA+] {14/17}	L 30-40	5,258
Nov. 12	{13/13}	*Massachusetts [WABI] {rv/rv}	W 32-21	4,460
Nov. 19	{11/11}	*at New Hampshire [CSN-NE] {12/13}	L 27-30	8,536
Dec. 3	{13/13}	at Appalachian State [ESPN3] {9/8}	W 34-12	15,291
Dec. 10	{13/13}	at Georgia Southern [ESPN3] {3/2}	L 23-35	12,886

CAA Team's Coaches & Sports Network Rankings listed prior to Opponent/Opponent's Coaches & Sports Network Rankings listed after Opponent at time game was played



**BLACK BEARS HEAD COACH
 JACK COSGROVE
 19 SEASONS (1993-2011)**

Collegiate Overall Record (Years) 106-112 (19 years)
 Record at CAA Football Schools (Years) 106-112 (19 years)
 Record in CAA Football Games (Years) 72-83 (19 years)

Maine Coaching Staff

Kevin Bourgoin Offensive Coordinator/Quarterbacks
 Paul Ferraro Defensive Coordinator/Linebackers
 Kyle Archer Wide Receivers/Offensive Special Teams
 Jeff Ambrosie Offensive Line/Running Game Coordinator
 Dennis Dottin-Carter Defensive Line/Defensive Special Teams
 Joe Harasymiak Defensive Backs
 Shawn Demaray Running Backs/Tight Ends
 Jordan Stevens Defensive Assistant/Defensive Line
 Greg Webster Defensive Assistant/Defensive Backs
 Dan Nichol Strength and Conditioning

2012 Schedule


Date	Opponent	Location	Series Record
Sept. 8	at Boston College	Chestnut Hill, Mass.	3-3
Sept. 15	at Bryant	Smithfield, R.I.	1-0
Sept. 22	Albany	Orono, Maine	2-3
Sept. 29	*Villanova	Orono, Maine	8-6
Oct. 6	*at Delaware	Newark, Del.	8-23
Oct. 13	*at Towson	Towson, Md.	6-4
Oct. 20	*New Hampshire	Orono, Maine	43-48-8
Oct. 27	*at William and Mary	Williamsburg, Va.	3-7
Nov. 3	*James Madison	Orono, Maine	5-10
Nov. 10	*Georgia State	Orono, Maine	First Meeting
Nov. 17	*at Rhode Island	Kingston, R.I.	53-34-3



MICHAEL COLE



CHRIS HOWLEY



DONTÉ DENNIS



MAURICE McDONALD



MICHAEL COLE
 NORTH BRUNSWICK, N.J.
 NORTH BRUNSWICK HIGH SCHOOL

DL	6-2	250	JR
----	-----	-----	----

YEAR	GP	S-A-Tackles	SK/TFL	Int	PBU	FF/FR
2010	11	18-21-39	3.0/6.5	0	3	0/0
2011	13	27-22-49	11.0/15.0	0	4	2/2
Career	24	45-43-88	14.0/21.5	0	7	2/2

- Named to the 2011 All-CAA Second Team
- Led the CAA and ranked 21st in the country with 11.0 sacks and was fourth in the conference with 15.0 tackles-for-loss
- Earned the NEFWA Gold Helmet Award after notching seven tackles, a pass break up and recovered two fumbles, including one in the end zone against UMass
- Named a Beyond Sports Network Defensive Line Player of the Week after making eight tackles, including 3.0 tackles-for-loss and 2.5 sacks against FBS-foe Pittsburgh




CHRIS HOWLEY
 RUNNEMEDE, N.J.
 TRITON HIGH SCHOOL

OL	6-3	285	SR
----	-----	-----	----

-- Named to the 2011 All-CAA First Team, the All-New England Team and a Second Team ECAC All-Star

- Started all 13 games last season, and 30 in his career at Maine
- Anchored an offensive line that produced the program's first 3,000 yard passer as well as a 1,000 yard rusher
- The offensive line gave up only 1.54 sacks per game in 2011, a CAA-best



DONTE DENNIS
 RAHWAY, N.J.
 RAHWAY HIGH SCHOOL

LB	6-0	225	SR
----	-----	-----	----

YEAR	GP	S-A-Tackles	SK/TFL	Int	PBU	FF/FR
2008	8	4-5-9	1.0/1.0	0	0	0/0
2009	11	51-55-106	1.0/9.0	4	3	0/2
2010	11	50-58-108	1.0/3.5	0	4	0/1
2011	Medical Redshirt					
Career	30	105-118-223	3.0/13.5	4	7	0/3

- Received medical redshirt as he missed the entire 2011 season due to injury
- Named to the 2010 All-CAA Third Team and was a 2011 Phil Steele Preseason All-American
- Led the team in tackles in 2009 with 106 and in 2010 with 108 and has a total of 223 career tackles including 13.0 tackles-for-loss
- Should he lead the team in tackles again he would be the first to do so since Stephen Cooper in 2000-02



MAURICE MCDONALD
 PATERSON, N.J.
 PATERSON CATHOLIC HIGH SCHOOL

WR	6-0	180	SR
----	-----	-----	----

YEAR	GP	No.	Yds	TD	Long	Avg/G	Avg/C
2009	5	3	87	0	62	17.40	29.00
2010	11	12	135	1	22	12.27	11.25
2011	9	58	591	5	41	65.67	10.19
Career	25	73	813	6	62	32.52	11.14

- Named to the 2011 All-CAA First Team and a New England Football Writers All-Star
- Led the team and ranked fourth in the CAA with 58 receptions in only nine games played
- Had 591 receiving yards and five touchdowns
- Notched at least five catches in six games and had 139 yards receiving against Rhode Island and 96 yards receiving at Richmond and at Villanova

Playing Career

1974-77 University of Maine

Coaching Career

1978-80 Graduate Assistant, University of Maine
 1981-84 Head Coach, Stoughton (Mass.) High School
 1985-86 Offensive Assistant, Boston College
 1987-88 Quarterbacks/Receivers, University of Maine
 1989-92 Offensive Coordinator, University of Maine
 1993- Head Coach, University of Maine

Personal

Birthdate

October 30, 1955

Hometown

Sharon, Mass.

Alma Mater

Maine '78

Wife

Marilyn

Children

Jeri, Matthew, Carly, Sydni



All-Time Maine Coaching Records

Coach	Years	Record	Pct.	Conf.	Pct.
Chesely Johnston	1892	0-2	.000		
Wildes Veazie	1893	0-5	.000		
No Coach	1894	0-1	.000		
P. Folsom	1895	1-4	.200		
Jack Abbott	1896	1-3-2	.333		
Harry Robinson	1897	1-2	.333		
James Coombs	1898	1-4	.200		
W.B. Hopkins	1899	2-3	.400		
Ernest Burton	1900	4-4	.500		
Wells Farley	1901, 03	12-4	.750		
Eddie N. Robinson	1902	6-2	.750		
A. King	1904	3-4	.429		
Frank McCoy	1905-08	11-15-4	.433		
George Schildmiller	1909	3-4-1	.438		
Edgar Wingard	1910-11	11-3-2	.750		
Thomas Reilly	1912-13	12-3-1	.781		
E.B. Cochems	1914	6-3	.667		
Thomas Hughlitt	1915-16	6-7-3	.469		
Thomas McCann	1917	1-3	.250		
Captain Aldworth	1918	3-1	.750		
James Baldwin	1919-20	9-4-3	.656		
Fred Brice	1921-40	79-58-9	.572		
George Allen	1941, 46-48	16-11-2	.569	3-3	.500
William Kenyon	1942, 44-45	4-11	.267		
Sam Sezak	1943	0-1	.000		
David M. Nelson	1949-50	7-5-2	.536	5-1-1	.833
Harold Westerman	1951-66	80-38-7	.669	41-26-5	.604
Walter Abbott	1967-75	27-53	.338	15-32	.319
Jack Bicknell	1976-80	18-35-1	.343	4-20-1	.180
Ronald Rogerson	1981-84	19-23-1	.454	6-14	.300
Buddy Teevens	1985-86	13-9	.591	5-7	.417
Tim Murphy	1987-88	15-8	.652	10-5	.667
Tom Lichtenberg	1989	9-3	.750	6-2	.750
Kirk Ferentz	1990-92	12-21	.363	8-16	.333
Jack Cosgrove	1993-	106-112	.486	72-83	.465

Cosgrove's Year-By-Year Record

Year	School	Record	Conf./Finish	Postseason
1993	Maine	0-11*	0-8*/6th (New England)	
1994	Maine	3-8	2-6/T5th (New England)	
1995	Maine	3-8	1-7/T5th (New England)	
1996	Maine	7-4	5-3/2nd (New England)	
1997	Maine	5-6	4-4/T2nd (New England)	
1998	Maine	6-5	3-5/T3rd (New England)	
1999	Maine	4-7	3-5/T6th	
2000	Maine	5-6	3-5/7th	
2001	Maine	9-3	7-2/T1st	NCAA Qtrs
2002	Maine	11-3	7-2/T1st	NCAA Qtrs
2003	Maine	7-5	5-4/T4th	
2004	Maine	5-6	3-5/T4th (North)	
2005	Maine	5-6	3-5/4th (North)	
2006	Maine	6-5	5-3/T2nd (North)	
2007	Maine	4-7	3-5/4th (North)	
2008	Maine	8-5	5-3/2nd (North)	NCAA
2009	Maine	5-6	4-4/2nd (North)	
2010	Maine	4-7	3-5/T8th	
2011	Maine	9-4	6-2/T3rd	NCAA Qtrs

Maine Totals **106-112 (.486)**

Career Record **106-112 (.486)**

*3 overall, 2 conference wins forfeited

2012 Team Information

Total No. of Starters Returning: 15

Offense: 7

..... OL - Jeff Gakos
..... OL - Chris Howley
..... WR - Maurice McDonald
..... TE - Justin Perillo
..... OL - Josh Spearin
..... WR - Arthur Williams
..... OL - Garret Williamson

Defense: 7

..... LB - Arron Achey
..... DL - Doug Alston
..... DL - Michael Cole
..... LB - Donte Dennis
..... DB - Darlos James
..... DB - Kendall James
..... LB - Troy Russell

Special Teams: 1

..... PK - Brian Harvey

Total No. of Starters Lost: 10

Offense: 4

..... RB - Pushaun Brown
..... WR - Derek Session
..... OL - Steve Shea
..... QB - Warren Smith

Defense: 5

..... DL - Raibonne Charles
..... DB - Trevor Coston
..... LB - Vinson Givans
..... DB - Jerron McMillian
..... DL - Kevin Phanor

Special Teams: 1

..... PK - Jordan Waxman

NOTE: Special Teams include kickers and punters only.

2012 Newcomers

Name	Pos.	Ht./Wt.	Hometown/HS (Last School)
Max Andrews	TE	6-3/230	Holden, Maine/John Bapst High School
Davonte Burke	DB	6-1/190	Galesville, Md./Fork Union Military Academy
Daniel Collins	QB	6-3/195	Williamstown, N.J./Williamstown High School
Sean Decloux	K/P	6-2/184	Ottawa, Ontario/Red Lion Christian Academy
Alban Dedvukaj* (Jr.)	DE/DT	6-3/255	Brookfield, Conn./Desert Vista HS (Santa Barbara City College)
Joshua Ingalls	DE	6-4/240	Wells, Maine/Wells High School
Nigel Jones	RB	5-9/198	Pleasantville, N.J./Holy Spirit High School
Sacoy Malone	RB	5-8/175	Springfield, Mass./Springfield Central
Sean Reuss	TE	6-3/230	Monticello, N.Y./Monticello High School
Patrick Ricard	DE	6-3/235	Spencer, Mass./David Prouty High School
Calvert Schaefer	OL/TE	6-7/265	Westminster, Md./Winters Mill
David Toriola*	DT	6-3/290	Corona, N.Y./St. Francis Prep (Marist College)

* Transfer Student-Athlete enrolled at Maine Spring 2012

Year-By-Year Results

Year	Overall	Conference	Coach	Year	Overall	Conference	Coach
1892	0-2		Chesely Johnston	1958	6-2	4-1	Harold Westerman
1893	0-5		Wildes Veazie	1959	3-3-2	1-2-2	Harold Westerman
1894	0-1		None	1960	4-3-1	3-2	Harold Westerman
1895	1-4		P. Folsom	1961	8-0-1	5-0	Harold Westerman
1896	1-3-2		Jack Abbott	1962	4-4	1-4	Harold Westerman
1897	1-2		Harry Robinson	1963	5-3	3-2	Harold Westerman
1898	1-4		James Coombs	1964	5-3	2-3	Harold Westerman
1899	2-3		W.B. Hopkins	1965	8-2	5-0	Harold Westerman
1900	4-4		Ernest Burton	1966	4-5	2-3	Harold Westerman
1901	7-1		Wells Farley	1967	0-8	0-5	Walter Abbott
1902	6-2		Eddie N. Robinson	1968	3-5	2-3	Walter Abbott
1903	5-3		Wells Farley	1969	5-4	3-2	Walter Abbott
1904	3-4		A. King	1970	3-5	1-4	Walter Abbott
1905	4-3-1		Frank McCoy	1971	2-6	1-4	Walter Abbott
1906	2-4-2		Frank McCoy	1972	3-6	1-4	Walter Abbott
1907	2-4-1		Frank McCoy	1973	3-7	2-4	Walter Abbott
1908	3-4		Frank McCoy	1974	4-6	4-2	Walter Abbott
1909	3-4-1		George Schildmiller	1975	4-6	1-4	Walter Abbott
1910	5-1-2		Edgar Wingard	1976	6-5	2-3	John Bicknell
1911	6-2		Edgar Wingard	1977	3-7	1-4	John Bicknell
1912	7-1		Thomas Reilly	1978	3-7-1	0-4-1	John Bicknell
1913	5-2-1		Thomas Reilly	1979	2-9	0-5	John Bicknell
1914	6-3		E.B. Cochems	1980	4-7	1-4	John Bicknell
1915	6-3		Thomas Hughlitt	1981	3-7-1	1-4	Ronald Rogerson
1916	0-4-3		Thomas Hughlitt	1982	7-4	3-2	Ronald Rogerson
1917	1-3		Thomas McCann	1983	4-6	0-5	Ronald Rogerson
1918	3-1		Captain Aldworth	1984	5-6	2-3	Ronald Rogerson
1919	6-1		James Baldwin	1985	6-5	2-3	Buddy Teevens
1920	3-3-3		James Baldwin	1986	7-4	3-4	Buddy Teevens
1921	2-5-1		Fred Brice	1987	8-4	6-1	Tim Murphy
1922	6-2		Fred Brice	1988	7-4	4-4	Tim Murphy
1923	5-3		Fred Brice	1989	9-3	6-2	Tom Lichtenberg
1924	4-3-1		Fred Brice	1990	3-8	2-6	Kirk Ferentz
1925	5-2-1		Fred Brice	1991	3-8	2-6	Kirk Ferentz
1926	7-1		Fred Brice	1992	6-5	4-4	Kirk Ferentz
1927	6-1		Fred Brice	1993	0-11*	0-8*	Jack Cosgrove
1928	4-1-2		Fred Brice	1994	3-8	2-6	Jack Cosgrove
1929	2-5		Fred Brice	1995	3-8	1-7	Jack Cosgrove
1930	3-4		Fred Brice	1996	7-4	5-3	Jack Cosgrove
1931	4-3		Fred Brice	1997	5-6	4-4	Jack Cosgrove
1932	5-1-1		Fred Brice	1998	6-5	3-5	Jack Cosgrove
1933	4-3		Fred Brice	1999	4-3	3-5	Jack Cosgrove
1934	4-3		Fred Brice	2000	5-6	3-5	Jack Cosgrove
1935	3-3-1		Fred Brice	2001	9-3	7-2	Jack Cosgrove
1936	4-3		Fred Brice	2002	11-3	7-2	Jack Cosgrove
1937	2-3-2		Fred Brice	2003	7-5	5-4	Jack Cosgrove
1938	3-4		Fred Brice	2004	5-6	3-5	Jack Cosgrove
1939	5-2		Fred Brice	2005	5-6	3-5	Jack Cosgrove
1940	1-6		Fred Brice	2006	6-5	5-3	Jack Cosgrove
1941	3-2-2		George Allen	2007	4-7	3-5	Jack Cosgrove
1942	2-4		William Kenyon	2008	8-5	5-3	Jack Cosgrove
1943	0-1		Sam Sezak	2009	5-6	4-4	Jack Cosgrove
1944	2-2		William Kenyon	2010	4-7	3-5	Jack Cosgrove
1945	0-5		William Kenyon	2011	9-4	6-2	Jack Cosgrove
1946	3-5		George Allen				
1947	6-1	2-1	George Allen				
1948	4-3	1-2	George Allen				
1949	2-4-1	2-0-1	David M. Nelson				
1950	5-1-1	3-1	David M. Nelson				
1951	6-0-1	3-0-1	Harold Westerman				
1952	4-3	3-1	Harold Westerman				
1953	4-2-1	1-2-1	Harold Westerman				
1954	5-2	2-2	Harold Westerman				
1955	5-1-1	2-1-1	Harold Westerman				
1956	5-2	3-1	Harold Westerman				
1957	4-3	2-2	Harold Westerman				

*Three overall, two Conference games forfeited

Quick Facts

Location Durham, N.H.
 Enrollment 14,469
 Nickname Wildcats
 Website unhwildcats.com
 Twitter twitter.com/unhathletics
 Facebook facebook.com/UNHWildcats
 Stadium Cowell Stadium
 Stadium Capacity 6,500
 Stadium Surface Artificial Grass
 President Dr. Mark Huddleston
 Athletics Director Marty Scarano
 Head Coach Sean McDonnell (New Hampshire, 1978)
 Football Contact Mike Murphy, Associate Director/Media and Public Relations
 Football Contact Office Phone/Email 603-862-3906/mike.murphy@unh.edu
 Offensive Starters Returning/Lost 7/4
 Defensive Starters Returning/Lost 7/4

2011 Results (8-4, 6-2 CAA)

Home Stadium: Cowell Stadium (6,500)

Home: 5-0 Away: 2-4 vs. Top 25 (TSN/F): 5-3 vs. Top 25 (Coach): 4-3
 Total Home Attendance: 38,343 Average Home Attendance: 7,667

Sept. 1	{10/10}	at Toledo [ESPN3]	L 22-58	20,106
Sept. 10	{13/16}	at Lehigh [FCSA (TD)] {14/14}	W 48-41 (ot)	7,519
Sept. 24	{11/11}	*at Richmond [TCN/CSN-NE] {5/7}	W 45-43	8,700
Oct. 1	{7/9}	Holy Cross [rv/rv]	W 39-32	8,307
Oct. 8	{6/7}	*Villanova	W 47-17	5,760
Oct. 15	{6/6}	*at William and Mary [CSN-MA/CSN-NE] {16/15}	L 10-24	9,642
Oct. 22	{13/12}	*vs Massachusetts [CSN-NE/CSN-MA] {22/rv}	W 27-21	24,022
Oct. 29	{10/11}	*Rhode Island [CSN-NE]	W 31-24	10,554
Nov. 5	{9/11}	*James Madison {13/13}	W 28-10	4,466
Nov. 12	{7/10}	*at Towson {12/12}	L 42-56	8,366
Nov. 19	{12/13}	*Maine [CSN-NE] {11/11}	W 30-27	8,536
Dec. 3	{11/12}	at Montana State [ESPN3] {7/7}	L 25-26	11,367

CAA Team's Coaches & Sports Network Rankings listed prior to Opponent/Opponent's Coaches & Sports Network Rankings listed after Opponent at time game was played



WILDCATS HEAD COACH
SEAN MCDONNELL
13 SEASONS (1999-2011)

Collegiate Overall Record (Years) 96-62 (13 years)
Record at CAA Football Schools (Years) 96-62 (13 years)
Record in CAA Football Games (Years) 59-48 (13 years)

New Hampshire Coaching Staff

John Lyons Defensive Coordinator/Defensive Backs
 Ryan Carty Offensive Coordinator/Quarterbacks
 Jon Shelton Defensive Ends
 Brian Barbato Tight Ends
 Michael Ferzoco Running Backs
 Terrence Klein Strong Safeties/Outside Linebackers
 Alex Miller Offensive Line
 Chris Van Horn Defensive Tackles
 Artie Asselta Wide Receivers
 Art Link Linebackers

2012 Schedule

Date	Opponent	Location	Series Record
Aug. 30	at Holy Cross	Worcester, Mass.	6-6
Sept. 8	at Minnesota	Minneapolis, Minn.	First Meeting
Sept. 15	Central Connecticut State	Durham, N.H.	6-0
Sept. 22	*at Old Dominion	Norfolk, Va.	First Meeting
Sept. 29	*Delaware	Durham, N.H.	10-20
Oct. 6	*at Georgia State	Atlanta, Ga.	First Meeting
Oct. 13	*Richmond	Durham, N.H.	10-10
Oct. 20	*at Maine	Orono, Maine	48-43-8
Oct. 27	*at Rhode Island	Kingston, R.I.	53-27-5
Nov. 3	*William and Mary	Durham, N.H.	2-13
Nov. 17	*Towson	Durham, N.H.	7-1



CHRIS BERANGER




R.J. HARRIS



MATTEVANS



DONTRAPETERS



CHRIS BERANGER
 WINTHROP, MASS.
 WINTHROP HIGH SCHOOL

DB	5-11	195	JR
----	------	-----	----

YEAR	GP	S-A-Tackles	SK/TFL	Int	PBU	FF/FR
2010	10	9-11-20	0.0/0.0	0	1	0/0
2011	12	72-70-142	1.0/4.0	1	5	2/0
Career	22	81-81-162	1.0/4.0	1	6	2/0

- Ranked third in CAA in total tackles (142), tackles/game (11.8) & solo tackles/game (6.4)
- Posted fourth-most tackles in school single-season history
- Led team in tackles in seven of 12 games and registered double-digit tackles in eight games
- Secured 13 tackles, notched first career sack and forced fumble in win over Rhode Island; marked third straight game with double-digit tackles and earned College Football Performance Awards DB Performer of Week Honorable Mention...
- Set career high with 17 tackles in upset win at Richmond



R.J. HARRIS
 ODENTON, MD.
 ARUNDEL HIGH SCHOOL

WR	6-0	190	SO
----	-----	-----	----

YEAR	GP	No.	Yds	TD	Long	Avg/G	Avg/C
2011	11	50	714	7	66	64.91	14.28
Career	11	50	714	7	66	64.91	14.28

- Tabled to College Sports Journal All-Freshman Team & All-CAA Second Team
- Recorded four 100-yard receiving games and was two-time CAA Rookie of Week
- Seven touchdown receptions tied for CAA lead
- Paced 'Cats with 14.3 yards/catch and 64.9 yards/game with season-high 66-yard TD reception against Villanova
- Led team with six catches for 106 yards and career-high-tying two touchdowns in win against Maine to win CAA Rookie of Week and College Sports Madness CAA Player of the Week
- Collected team-leading seven catches for career-best 190 receiving yards and career-high 66-yard TD reception in win vs Villanova to earn CFPA WR Performer of Week Honorable Mention
- Snared career-high 12 catches for 120 yards and career-high two TDs in win at Richmond; was named CAA Rookie of Week and The Sports Network/Fathead.com Rookie of Week



MATT EVANS
 HANOVER, MASS.
 THAYER ACADEMY

LB	6-0	226	SR
----	-----	-----	----

YEAR	GP	S-A-Tackles	SK/TFL	Int	PBU	FF/FR
2009	12	8-5-13	0.0/0.5	0	0	0/1
2010	13	79-77-156	4.0/10.5	2	1	3/2
2011	12	86-79-165	2.0/7.5	3	3	3/1
Career	37	173-161-334	6.0/18.5	5	4	6/4

- Won Buck Buchanan Award as national defensive player of year (first in school history)
- Named Walter Camp Football Foundation All-American, Phil Steele's All-America First Team, The Sports Network/Fathead.com All-America & College Sports Madness All-American
- Tabled Beyond Sports College Network National Defensive Player of the Year, won College Football Performance Awards Elite Linebacker Award & garnered spot on A.P. All-America Second Team
- All-CAA First Team
- Led nation with 7.67 solo tackles/game and ranked second in country with 165 total tackles, the second-most in UNH single-season history
- Added 3 interceptions for team-leading 102 INT-return yards and two pick-sixes



DONTRA PETERS
 ANNAPOLIS, MD.
 ST. MARY'S HIGH SCHOOL

RB	5-11	197	SR
----	------	-----	----

YEAR	GP	No.	Yds	TD	Long	Avg/G	Avg/C
2009	12	37	179	2	26	14.92	4.84
2010	12	142	707	7	60	58.92	4.98
2011	11	117	595	7	48	54.09	5.09
Career	35	296	1481	16	60	42.31	5.00

- Ranked second in CAA with 139.4 all-purpose yards/game
- Ranked third in CAA with 24.6 yards per kickoff return
- Carried 13 times for 92 yards and 2 TDs in Colonial Clash win vs UMass at Gillette Stadium; added 98 kick-return yards for 208 all-purpose yards to win Bill Knight Trophy as game's MVP & CAA Special Teams Player of Week
- Two-time winner of 2011 CAA Special Teams Player of Week (Sept. 26, Oct. 24)
- Tallied career-high 70-yard kickoff return as part of 141 kick-return yards in win at Richmond to win CAA Special Teams Player of Week
- Rushed for team-leading 595 yards with seven touchdowns on 117 attempts... averaged 5.1 yards/rush and team-leading 54.1 rushing yards/game (No. 9 in CAA)

Playing Career

1975-78 University of New Hampshire

Coaching Career

1979 Assistant Coach, Manchester (N.H.) Memorial High School
 1980-82 Assistant Coach, Manchester (N.H.) West High School
 1983-84 Defensive Coordinator, Hamilton College
 1985-87 Wide Receivers/Tight Ends, Boston University
 1988 Graduate Assistant, Boston College
 1989-90 Assistant Coach, Columbia University
 1991-93 Quarterbacks/Receivers, University of New Hampshire
 1994-98 Offensive Coordinator, University of New Hampshire
 1999- Head Coach, University of New Hampshire

Personal

Birthdate

October 15, 1955

Hometown

Saratoga Springs, N.Y.

Alma Mater

New Hampshire '78

Wife

Jenny

Children

Tim, Tommy



McDonnell's Year-By-Year Record

Year	School	Record	Conf./Finish	Postseason
1999	New Hampshire	5-6	3-5/T6th	
2000	New Hampshire	6-5	4-4/T4th	
2001	New Hampshire	4-7	2-7/10th	
2002	New Hampshire	3-8	2-7/10th	
2003	New Hampshire	5-7	3-6/T8th	
2004	New Hampshire	10-3	6-2/1st (North)	NCAA Qtrs
2005	New Hampshire	11-2	7-1/1st (North)	NCAA Qtrs
2006	New Hampshire	9-4	5-3/T2nd (North)	NCAA Qtrs
2007	New Hampshire	7-5	4-4/T2nd (North)	NCAA
2008	New Hampshire	10-3	6-2/1st (North)	NCAA Qtrs
2009	New Hampshire	10-3	6-2/1st (North)	NCAA Qtrs
2010	New Hampshire	8-5	5-3/T3rd	NCAA Qtrs
2011	New Hampshire	8-4	6-2/T3rd	NCAA 2nd Round
New Hampshire Totals		96-62 (.608)		
Career Record		96-62 (.608)		

All-Time New Hampshire Coaching Records

Coach	Years	Record	Pct.	Conf.	Pct.
No Coach	1893-01	16-32-2	.340		
John Scannell	1902-03	4-9-2	.333		
G.B. Ward	1904	2-5	.286		
Edward Herr	1905-07	5-14-5	.313		
Charles Gill	1908	1-7	.125		
Willard Gildersleeve	1909	3-4	.429		
Ray Thomas	1910-11	3-8-2	.308		
Tod Eberle	1912-13	5-8-1	.393		
T.D. Sheppard	1914	1-6-2	.167		
William Cowell	1915-17, 19-36	87-68-23	.553		
George Sauer	1937-41	22-18-1	.549		
Charlie Justice	1942	6-0	1.000		
Bill Glassford	1946-48	19-5-1	.780	7-1	.875
Chief Boston	1949-64	60-57-10	.512	25-34-8	.433
Andy Mooradian	1965	0-8	.000	0-5	.000
Joe Yukica	1966-67	7-9	.438	3-7	.300
Jim Root	1968-71	18-14-1	.561	11-9	.550
Bill Bowes	1972-98	175-106-5	.621	97-74-2	.567
Sean McDonnell	1999-	96-62	.608	59-48	.551

2012 Team Information

Total No. of Starters Returning: 15

Offense: 7

.....OL - Ricky Archer
.....OL - Mike Coccia
.....OL - Mickey DiLima
.....WR - Joey Orlando
.....OL - Seamus O'Neill
.....RB - Dontra Peters
.....OL - Chris Zarkoskie

Defense: 7

.....DB - Manny Asam
.....DB - Chris Beranger
.....LB - Alan Buzbee
.....LB - Matt Evans
.....DB - Chris Houston
.....DL - Sean McCann
.....DL - Jared Smith

Special Teams: 1

.....PK/P - Mike MacArthur

Total No. of Starters Lost: 8

Offense: 4

.....WR - Chris Chandler
.....TE Sean Cullen
.....QB - Kevin Decker
.....WR - Mickey Mangieri

Defense: 4

.....DB - Kyle Flemings
.....DL - James Jenkins
.....DL - Brian McNally
.....DB - Rod Walker

Special Teams: 0

NOTE: Special Teams include kickers and punters only.

2012 Newcomers

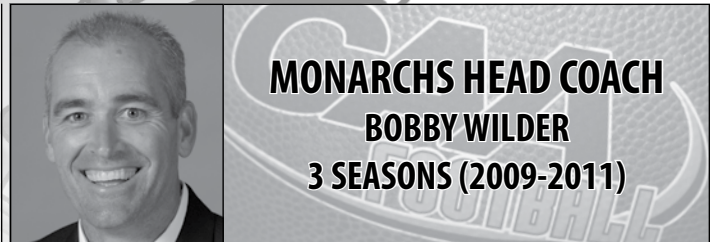
Name	Pos.	Ht./Wt.	Hometown/HS (Last School)
DeVaughn Chollette	LB/RB	6-0/205	Scranton, Pa./West Scranton
Dalton Crossan	DB/RB	5-11/185	Lake Ronkonkoma, N.Y./Sachem North
Casey DeAndrade	DB/RB	5-11/190	East Bridgewater, Mass./East Bridgewater
Ryan Farrell	DB/WR	6-1/200	Westwood, Mass./Xaverian Brothers
Hayden Knudson	DB/WR	6-0/190	Alexandria, Va./Hayfield
Andrew Lauderdale	DE/TE	6-6/240	Concord, N.H./Trinity
Tad McNeely	DL/OL	6-2/275	Whitehall, Pa./Allentown Central Catholic
Alexander Morrill	DL/OL	6-2/290	Lebanon, N.H./Lebanon
Jordan Powell	DE/TE	6-3/220	Forked River, N.J./Lacey Township
Adam Riese	QB/DB	6-0/205	Hamilton, N.J./Steinert
Cameron Shorey	DE/TE	6-4/240	Calais, Maine/Phillips Exeter
Kyon Taylor	DB/WR	5-11/180	Springfield, Va./Lee
Stephane Turner	DB/RB	5-7/185	Rowlett, Texas/Loomis Chaffee

Year-By-Year Results

Year	Overall	Conference	Coach	Year	Overall	Conference	Coach
1893	0-1		None	1959	3-3-2	1-2-1	Chief Boston
1894	2-3		None	1960	4-3	2-2	Chief Boston
1895	2-3-1		None	1961	3-5	1-3	Chief Boston
1896	1-4		None	1962	7-0-1	4-0-1	Chief Boston
1897	2-5		None	1963	2-6	1-4	Chief Boston
1898	4-4		None	1964	1-6-1	0-4-1	Chief Boston
1899	4-2		None	1965	0-8	0-5	Andy Mooradian
1900	1-4-1		None	1966	2-6	1-4	Joe Yukica
1901	0-6		None	1967	5-3	2-3	Joe Yukica
1902	2-3-1		John Scannell	1968	6-2	4-1	Jim Root
1903	2-6-1		John Scannell	1969	3-5	1-4	Jim Root
1904	2-5		G.B. Ward	1970	5-3	3-2	Jim Root
1905	2-4-2		Edward Herr	1971	4-4-1	3-2	Jim Root
1906	2-5-1		Edward Herr	1972	4-5	2-3	Bill Bowes
1907	1-5-2		Edward Herr	1973	4-5	2-3	Bill Bowes
1908	1-7		Charles Gill	1974	5-4	3-3	Bill Bowes
1909	3-4		Willard Gildersleeve	1975	9-3	5-0	Bill Bowes
1910	2-3-1		Ray Thomas	1976	8-3	4-1	Bill Bowes
1911	1-5-1		Ray Thomas	1977	8-2	3-2	Bill Bowes
1912	3-4-1		Tod Eberle	1978	6-4-1	1-3-1	Bill Bowes
1913	2-4		Tod Eberle	1979	5-4-2	2-2-1	Bill Bowes
1914	1-6-2		T.D. Sheppard	1980	6-4	2-3	Bill Bowes
1915	3-6-1		William Cowell	1981	7-3	2-3	Bill Bowes
1916	3-5-2		William Cowell	1982	4-6	1-4	Bill Bowes
1917	3-2-2		William Cowell	1983	7-3	3-2	Bill Bowes
1918			No schedule due to World War I	1984	9-2	3-2	Bill Bowes
1919	7-2		William Cowell	1985	6-4	2-3	Bill Bowes
1920	5-2-1		William Cowell	1986	7-4	4-3	Bill Bowes
1921	8-1-1		William Cowell	1987	7-3	4-3	Bill Bowes
1922	3-5-1		William Cowell	1988	6-5	6-2	Bill Bowes
1923	4-4-1		William Cowell	1989	7-3	5-3	Bill Bowes
1924	7-2		William Cowell	1990	7-3-1	5-3	Bill Bowes
1925	4-1-2		William Cowell	1991	9-3	7-1	Bill Bowes
1926	4-4		William Cowell	1992	5-5-1	3-5	Bill Bowes
1927	0-7-1		William Cowell	1993	6-5	4-4	Bill Bowes
1928	3-2-3		William Cowell	1994	10-2	8-0	Bill Bowes
1929	7-2		William Cowell	1995	6-5	4-4	Bill Bowes
1930	5-2-1		William Cowell	1996	8-3	6-2	Bill Bowes
1931	7-2		William Cowell	1997	5-6	5-3	Bill Bowes
1932	3-4-1		William Cowell	1998	4-7	3-5	Bill Bowes
1933	3-3-1		William Cowell	1999	5-6	3-4	Sean McDonnell
1934	3-4-2		William Cowell	2000	6-5	4-4	Sean McDonnell
1935	2-5-1		William Cowell	2001	4-7	2-7	Sean McDonnell
1936	3-3-2		William Cowell	2002	3-8	2-7	Sean McDonnell
1937	7-1		George Sauer	2003	5-7	3-6	Sean McDonnell
1938	3-6		George Sauer	2004	10-3	6-2	Sean McDonnell
1939	3-5		George Sauer	2005	11-2	7-1	Sean McDonnell
1940	5-3		George Sauer	2006	9-4	5-3	Sean McDonnell
1941	4-3-1		George Sauer	2007	7-5	4-4	Sean McDonnell
1942	6-0		Charlie Justice	2008	10-3	6-2	Sean McDonnell
1943			No schedule due to World War II	2009	10-3	6-2	Sean McDonnell
1944			No schedule due to World War II	2010	8-5	5-3	Sean McDonnell
1945			No schedule due to World War II	2011	8-4	6-2	Sean McDonnell
1946	6-1-1		Bill Glassford				
1947	8-1	4-0	Bill Glassford				
1948	5-3	3-1	Bill Glassford				
1949	4-4	1-3	Chief Boston				
1950	8-0	4-0	Chief Boston				
1951	5-2-1	1-2-1	Chief Boston				
1952	3-4-1	0-4	Chief Boston				
1953	6-2	3-1	Chief Boston				
1954	7-1	4-0	Chief Boston				
1955	2-4-2	1-1-2	Chief Boston				
1956	3-4-1	2-1-1	Chief Boston				
1957	0-7-1	0-3-1	Chief Boston				
1958	2-6	0-4	Chief Boston				

Quick Facts

Location	Norfolk, Va.
Enrollment	24,753
Nickname	Monarchs
Website	odusports.com
Twitter	twitter.com/ODUFootball
Facebook	facebook.com/ODUSports
Stadium	Foreman Field at S.B. Ballard Stadium
Stadium Capacity	19,818
Stadium Surface	Artificial Grass
President	John R. Broderick
Athletics Director	Dr. Camden Wood Selig
Head Coach	Bobby Wilder (Maine, 1987)
Football Contact	Kimberly Zivkovich, Associate Director/Sports Information
Football Contact Office Phone/Email	757-683-5520/kzivkovi@odu.edu
Offensive Starters Returning/Lost	8/3
Defensive Starters Returning/Lost	7/4



**MONARCHS HEAD COACH
 BOBBY WILDER
 3 SEASONS (2009-2011)**

Collegiate Overall Record (Years)	27-8 (3 years)
Record at CAA Football Schools (Years)	10-3 (1 year)
Record in CAA Football Games (Years)	6-2 (1 year)

Old Dominion Coaching Staff

Marc Bacote	Defensive Backs
Zohn Burden	Wide Receivers
Dealton Cotton	Assistant Head Coach/Defensive Line
Bill Dee	Defensive Coordinator
Corey Hetherman	Defensive Run Game Coordinator/Linebackers
Keita Malloy	Assistant Defensive Coordinator/Secondary
Brian Scott	Associate Head Coach/Offensive Coordinator/Offensive Line
Ron Whitcomb	Pass Game Coordinator/Quarterbacks/Recruiting Coordinator
Brad Watkins	Running Backs
Michael Zyskowski	Special Teams Coordinator/Offensive Line

2011 Results (10-3, 6-2 CAA)

Home Stadium: Foreman Field (19,818)

Home: 6-1 Away: 4-2 vs. Top 25 (TSN/F): 3-3 vs. Top 25 (Coach): 3-3
 Total Home Attendance: 138,726 Average Home Attendance: 19,818

Sept. 3 {rv/-}	Campbell	W 41-14	19,818
Sept. 10 {rv/-}	at Georgia St. [CSS/TCN/CSN-NE/CSN-MA+/COX11] {rv/-}	W 40-17	11,701
Sept. 17 {rv/-}	Hampton [COX11(TD)/CSN-MA (TD)] {rv/rv}	W 45-42	19,818
Sept. 24 {rv/rv}	*at Delaware [TCN/CSN-NE/COX11] {7/6}	L 17-27	16,789
Oct. 1 {rv/rv}	*Massachusetts [COX11/COXNova/TCN-MA] {20/20}	W 48-33	19,818
Oct. 8 {21/rv}	*at Rhode Island {rv/-}	W 31-23	4,026
Oct. 15 {18/22}	*Towson {17/23}	L 35-39	19,818
Oct. 22 {21/22}	*at Villanova	W 37-14	7,471
Oct. 29 {15/16}	*James Madison [CSN-MA] {9/10}	W 23-20	19,818
Nov. 5 {12/12}	*Richmond {rv/-}	W 42-28	19,818
Nov. 12 {11/11}	*at William and Mary [COX11/COXNova/CSN-MA+] {rv/rv}	W 35-31	12,259
Nov. 26 {10/10}	Norfolk State [ESPN3] {19/22}	W 35-18	19,818
Dec. 3 {10/10}	at Georgia Southern [ESPN3] {3/2}	L 48-55	13,226

CAA Team's Coaches & Sports Network Rankings listed prior to Opponent/Opponent's Coaches & Sports Network Rankings listed after Opponent at time game was played

2012 Schedule

Date	Opponent	Location	Series Record
Sept. 1	Duquesne	Norfolk, Va.	First Meeting
Sept. 8	at Hampton	Hampton, Va.	2-0
Sept. 15	Campbell	Norfolk, Va.	3-0
Sept. 22	*New Hampshire	Norfolk, Va.	First Meeting
Sept. 29	*at Richmond	Richmond, Va.	1-0
Oct. 13	*Villanova	Norfolk, Va.	1-0
Oct. 20	*at Towson	Towson, Md.	0-1
Oct. 27	*Delaware	Norfolk, Va.	0-1
Nov. 3	*at Georgia State	Atlanta, Ga.	2-0
Nov. 10	*William and Mary	Norfolk, Va.	1-1
Nov. 17	*at James Madison	Harrisonburg, Va.	1-0



TAYLOR HEINICKE




JONATHAN PLISCO



NICK MAYERS



CRAIG WILKINS



TAYLOR HEINICKE
 ATLANTA, GA.
 COLLINS HILL HIGH SCHOOL

QB	6-1	190	SO
----	-----	-----	----

YEAR	GP	----- Passing -----			--- Rushing ---			
		Comp.-Att.-Int.	Yds.	TD	Lg.	Att.	Yds.	TD
2011	9	211-307-1	2385	25	93	68	363	4
Career	9	211-307-1	2385	25	93	68	363	4

-- Runner-up for the Jerry Rice Award by The Sports Network, awarded to the National Freshman of the Year

-- Third Team All-CAA Football honoree

-- Two-time National Freshman of the Week by The Sports Network and three-time CAA Rookie of the Week

-- Took over quarterback duties for the Monarchs in the second half of ODU's Oct. 1st contest with #20 UMass and finished out the 2011 campaign completing 211 of his 307 passes with just one interception, a hail mary pass at the end of ODU's contest with Towson, and 25 touchdowns

-- Name does not appear in the conference or national stats having not played in the minimum 75% of games played to qualify. However, if his name did appear, his 265 passing yards per game would have ranked 18th nationally, his 160.2 pass efficiency rating would place him fifth nationally, and his 305.3 yards of total offense per contest would put his name 10th nationally.



JONATHAN PLISCO
 NEWPORT NEWS, VA.
 WOODSIDE HIGH SCHOOL

P	6-0	210	SR
---	-----	-----	----

YEAR	GP	No.	Yds	I20	TB	Long	Avg/G
2009	11	62	2780	26	7	76	44.8
2010	11	43	1905	13	8	75	44.3
2011	11	51	2352	12	6	62	46.1
Career	33	156	7037	51	21	76	45.1

-- In all, the Monarch punter has earned nine All-America honors in his three-year career with Old Dominion

-- First Team All-American by Beyond College Sports Network and Second Team All-America from College Sports Madness, The Sports Network the Associated Press, and Phil Steele, and an All-American by College Sports Journal

-- First Team All-State by The Roanoke Times

-- First Team All-CAA Football

-- Led the CAA and ranked second in the nation in punting averaging 46.2 yards per punt

-- Of his 51 punts on the year, 20 went the distance of 50 yards or more and 12 were placed inside the opponent 20



NICK MAYERS
 VIRGINIA BEACH, VA.
 LANDSTOWN HIGH SCHOOL

WR	5-7	175	SR
----	-----	-----	----

YEAR	GP	No.	Yds	TD	Long	Avg/G	Avg/C
2009	10	24	468	7	55	46.8	19.5
2010	10	25	289	0	34	28.9	11.6
2011	12	62	698	7	93	58.2	11.3
Career	32	111	1453	14	93	45.4	13.1

-- First Team All-CAA Football

-- Led the ODU receiving corps with 62 catches for 698 yards and seven touchdowns

-- Averaged 11.3 yards per catch and 58.2 receiving yards per game ranking six in the CAA

-- Averaged 5.17 receptions per game ranking third in the CAA.

-- Through ODU's 32 total games played has registered 100 or more yards of receiving six times

-- Had a career-high and school record 166 yards receiving against Towson, including a 93-yard reception

-- Caught a season-high nine passes for 101 yards in the regular season finale at William and Mary



CRAIG WILKINS
 WASHINGTON, D.C.
 H.D. WOODSON HIGH SCHOOL

LB	6-2	230	SR
----	-----	-----	----

YEAR	GP	S-A-Tackles	SK/TFL	Int	PBU	FF/FR
2009	11	46-19-65	1.0/1.5	3	7	1/1
2010	11	35-39-74	2.5/10.5	1	2	2/5
2011	13	58-53-111	3.5/14.5	2	3	1/2
Career	35	129-111-250	7.0/26.5	6	12	4/8

-- First Team All-CAA Football

-- Collected 111 tackles (58 solo, 38 assisted), including 14.5 tackles for loss to lead the Monarch defense

-- Became the first Monarch to record over 100 tackles in a season

-- Averaged 8.5 tackles per game, ranking him 12th in the league

-- Posted double figure stops in four games including a career-high 17 tackles against Hampton

-- Added 3.5 sacks, a pair of interceptions, three pass break-ups, five defended passes, a fumble recovery, and a forced fumble on the season

-- Blocked a James Madison field goal as time expired to preserve ODU's 23-20 win over the Dukes and the Monarchs' first win over a top-10 program

Playing Career

1982-87 University of Maine

Coaching Career

1988-89 Graduate Assistant, Boston College
 1990 Running Backs, University of Maine
 1991 Assistant Defensive Line, University of Maine
 1992 Defensive Line, University of Maine
 1993 Wide Receivers/Tight Ends, University of Maine
 1994-99 Quarterbacks, University of Maine
 2000 Assistant Head Coach/Offensive Coordinator/Quarterbacks, University of Maine
 2001-06 Associate Head Coach/Offensive Coordinator/Quarterbacks, University of Maine
 2007- Head Coach, Old Dominion University

Personal

Birthdate

August 1, 1964

Hometown

Madison, Maine

Alma Mater

Maine '87

Wife

Pam

Children

Derek, Drew



Wilder's Year-By-Year Record

Year	School	Record	Conf./Finish	Postseason
2009	Old Dominion	9-2		
2010	Old Dominion	8-3		
2011	Old Dominion	10-3	6-2/T2nd	NCAA 2nd Round
Old Dominion Totals		27-8 (.771)		
Career Record		27-8 (.771)		

All-Time Old Dominion Coaching Records

Coach	Years	Record	Pct.	Conf.	Pct.
Bobby Wilder	2009-	27-8	.771	6-2	.750

2012 Team Information

Total No. of Starters Returning: 17

Offense: 8

..... OL - David Born
 OL - Robbie Duncan
 WR - Reid Evans
 RB - Angus Harper
 QB - Taylor Heinicke
 OL - Jack Lowney
 WR - Nick Mayers
 WR - Larry Pinkard

Defense: 7

..... DL - Chris Burnette
 LB - John Darr
 CB - Eriq Lewis
 S - Carvin Powell
 S - Devon Simmons
 LB - Craig Wilkins
 CB - Markell Wilkins

Special Teams: 2

..... PK - Jarod Brown
 P - Jonathan Plisco

Total No. of Starters Lost: 7

Offense: 3

..... WR - Prentice Gill
 OL - Jeremy Hensley
 OL - Ryan Jensen

Defense: 4

..... DL - Ronnie Cameron
 DL - Chad King
 DL - Edmon McClam
 LB - J.J. Williams

Special Teams: 0

NOTE: Special Teams include kickers and punters only.

Year-By-Year Results

Year	Overall	Conference	Coach
2009	9-2		Bobby Wilder
2010	8-3		Bobby Wilder
2011	10-3	6-2	Bobby Wilder

2012 Newcomers

Name	Pos.	Ht./Wt.	Hometown/HS (Last School)
Larry Alston III	LB	6-1/230	Aberdeen, N.J./Matawan
C. J. Bradshaw	RB	5-10/185	Kinston, N.C./Kinston
Troy Butler	OL	6-3/300	Chesapeake, Va./Hickory
Calvert Cook	LB	6-0/210	Norfolk, Va./Booker T. Washington
Galen Evans	DT	6-3/300	Annapolis, Md./Annapolis Area Christian School
Andrew Everett	DE	6-5/210	Lawrenceville, Ga./Collins Hill
Jacob Green	DT	6-4/250	Greensboro N.C./ Page
Malique Johnson	DB	6-2/195	Glen Burnie, Md./Annapolis Area Christian School
Andrew Maddox	OL	6-5/280	Woodbridge, Va./Woodbridge
Colin McElroy	QB	6-0/185	Alpharetta, Ga./Milton
Anderson Miller	DE	6-2/230	Virginia Beach, Va./First Colonial
Fellonte Misher	S	6-2/190	Washington, D.C./Coolidge
Zach Pascal	WR	6-2/195	Upper Marlboro, Md./Wise
Rashawn Proctor	WR	6-1/175	Hampton, Va./Bethel
Terrell Reid	LB	6-2/220	Washington, D.C./McKinley Tech
David Washington	QB	6-3/195	Raleigh, N.C./Southeast Raleigh
Darius Wilkins	DE	6-3/225	Apex, N.C./Middle Creek

* Transfer Student-Athlete enrolled at Old Dominion Spring 2012

Quick Facts

LocationKingston, R.I.
 Enrollment15,591
 NicknameRams
 Websitegorhody.com
 Twittertwitter.com/RhodyFootball
 Facebookfacebook.com/RhodyFootball
 StadiumMeade Stadium
 Stadium Capacity6,555
 Stadium SurfaceNatural Grass
 PresidentDr. David Dooley
 Athletics DirectorThorr Bjorn
 Head CoachJoe Trainer (Dickinson, 1990)
 Football ContactShane Donaldson, Coordinator/Media Relations
 Football Contact Office Phone/Email401-874-2409/shane_donaldson@ds.uri.edu
 Offensive Starters Returning/Lost5/6
 Defensive Starters Returning/Lost4/7

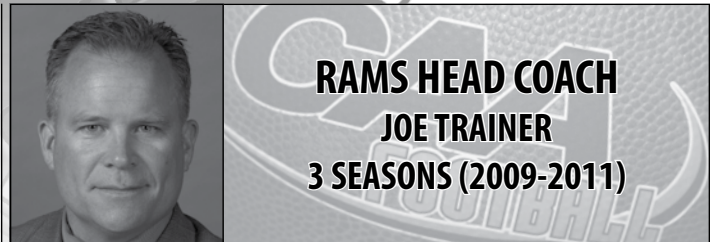
2011 Results (3-8, 2-6 CAA)

Home Stadium: Meade Stadium (6,555)

Home: 3-2 Away: 0-6 vs. Top 25 (TSN/F): 2-6 vs. Top 25 (Coach): 2-5
 Total Home Attendance: 23,573 Average Home Attendance: 4,715

Sept. 10	{rv/-}	at Syracuse [SNY/ESPN3]	L 14-21	36,421
Sept. 17	{rv/-}	*at Massachusetts [CSN-NE/CSN-MA] {21/25}	L 27-36	11,167
Sept. 24	{rv/-}	Fordham	W 21-17	3,428
Oct. 1	{rv/-}	at Brown [myRITV]	L 21-35	8,534
Oct. 8	{rv/-}	*Old Dominion {21/rv}	L 23-31	4,026
Oct. 15		*at Maine [WAB] {12/16}	L 21-27	7,256
Oct. 22		*Delaware {16/13}	W 38-34	6,222
Oct. 29		*at New Hampshire [CSN-NE] {10/11}	L 24-31	10,554
Nov. 5		*William and Mary {19/21}	W 24-21	7,014
Nov. 12		*at James Madison {20/19}	L 13-31	25,096
Nov. 19		*Towson {8/10}	L 17-28	2,883

CAA Team's Coaches & Sports Network Rankings listed prior to Opponent/Opponent's Coaches & Sports Network Rankings listed after Opponent at time game was played



RAMS HEAD COACH
JOE TRAINER
3 SEASONS (2009-2011)

Collegiate Overall Record (Years) 22-44 (6 years)
Record at CAA Football Schools (Years) 9-24 (3 years)
Record in CAA Football Games (Years) 6-18 (3 years)

Rhode Island Coaching Staff


Roy Istvan Assistant Head Coach/Offensive Coordinator/Offensive Line
 Brian Vaganek Defensive Coordinator/Defensive Line
 Eddie Allen Special Teams Coordinator/Running Backs
 Liam Coen Passing Game Coordinator/Quarterbacks
 Raphael Dowdy Linebackers/Recruiting Coordinator
 Ari Confesor Wide Receivers
 Ryan Mattison Defensive Backs
 Matt Sutjak Assistant Offensive Line
 Matt Urban Assistant Defensive Backs/Cornerbacks
 Doug Borsari Director of Football Operations

2012 Schedule

Date	Opponent	Location	Series Record
Sept. 8	at Monmouth	West Long Branch, N.J.	1-0
Sept. 15	*at Villanova	Villanova, Pa.	3-14
Sept. 22	*James Madison	Kingston, R.I.	3-7
Sept. 29	at Bowling Green	Bowling Green, Ohio	First Meeting
Oct. 6	Brown	Kingston, R.I.	26-68-2
Oct. 13	*Georgia State	Kingston, R.I.	First Meeting
Oct. 20	*at Delaware	Newark, Del.	8-19
Oct. 27	*New Hampshire	Kingston, R.I.	29-51-5
Nov. 3	*at Richmond	Richmond, Va.	5-13
Nov. 10	*at Towson	Towson, Md.	6-6
Nov. 17	*Maine	Kingston, R.I.	34-53-3



BOBBENTSEN



DOUG JOHNSON



KYLE ELLIOTT



DAVE ZOCCO



BOB BENTSEN
 WARWICK, R.I.
 WARWICK VETS HIGH SCHOOL

QB	6-1	211	JR
----	-----	-----	----

YEAR	GP	----- Passing -----			--- Rushing ---					
		Comp.	Att.	Int.	Yds.	TD	Lg.	Att.	Yds.	TD
2011	9	93	156	8	1137	9	73	39	163	1
Career	9	93	156	8	1137	9	73	39	163	1

- Took over as the starter midway through 2011 season
- Passed for 1,137 yards and nine touchdowns
- Rushed for 163 yards and one touchdown
- First native Rhode Islander to start at quarterback since 1992
- Ranked fourth in the CAA in passing yards per completion (12.2)
- Ranked 6th in the CAA in passing yards per game (126.3), passing efficiency (129.6) and total offense (144.4)



DOUG JOHNSON
 WARWICK, R.I.
 DEAN HIGH SCHOOL

LB	6-0	225	SR
----	-----	-----	----

YEAR	GP	S-A-Tackles	SK/TFL	Int	PBU	FF/FR
2011	11	51-28-79	6.0/14.5	2	1	0/0
Career	11	51-28-79	6.0/14.5	2	1	0/0

- Ranked 20th in the CAA with 7.2 tackles per game in 2011
- Third-Team All-CAA selection in 2011
- Second on Rhode Island in total tackles (79) in 2011.
- Ranked second in the CAA in tackles for loss (16) in 2011.
- Ranked fifth in the league in sacks (6) in 2011.
- Finished 2011 with 79 tackles, 3 passes defended and two interceptions.



KYLE ELLIOTT
 CRESSKILL, N.J.
 CRESSKILL HIGH SCHOOL

OL	6-3	285	SR
----	-----	-----	----

- Has started 19 consecutive games at guard for the Rams
- Part of offensive line that allowed a league-low 18 sacks in 2011
- Member of the 2011 CAA Academic All-Conference Team
- Has a 3.63 grade-point average and earned the University Excellence Award at URI's top finance major
- Named to the 2011 Capitol One NCAA Division I Academic All-District First Team
- Came to Rhode Island as a quarterback and spent a year on the defensive line before switching to offensive guard



DAVE ZOCCO
 NASHUA, N.H.
 NASHUA SOUTH HIGH SCHOOL

LB	6-1	230	JR
----	-----	-----	----

YEAR	GP	S-A-Tackles	SK/TFL	Int	PBU	FF/FR
2010	10	11-10-21	0.5/3.5	1	0	0/0
2011	11	71-28-99	4.0/13.0	2	1	2/1
Career	21	82-38-120	4.5/16.5	3	1	2/1

- Ranked eighth in the CAA in tackles per game (9.0) in 2011
- Led Rhode Island with 99 tackles in 2011
- Had four sacks and 13 tackles for loss in 2011
- Started every game at linebacker in 2011
- Has appeared in 21 of 22 possible games in career thus far
- Had two interceptions and two forced fumbles last season

Playing Career

1986-89 Dickinson College

Coaching Career

1990-91 Graduate Assistant/Linebackers, Temple University
 1992 Linebackers/Special Teams, Frostburg State University
 1993-94 Linebackers/Special Teams, Colgate University
 1995-96 Defensive Coordinator/Linebackers, University of New Haven
 1997-99 Linebackers, Villanova University
 2000-04 Defensive Coordinator, Villanova University
 2005-07 Head Coach, Millersville University
 2008 Associate Head Coach/Defensive Coordinator, University of Rhode Island
 2009 Assistant Head Coach, Bowling Green State University
 2009- Head Coach, University of Rhode Island

Personal

Birthdate

March 6, 1968

Hometown

Roslyn, Pa.

Alma Mater

Dickinson '90

Wife

Moreen

Children

Liam, Dillon, Keira



Trainer's Year-By-Year Record

Year	School	Record	Conf./Finish	Postseason
2005	Millersville	5-6		
2006	Millersville	5-6		
2007	Millersville	3-8		
Millersville Totals		13-20 (.394)		
2009	Rhode Island	1-10	0-8/6th (North)	
2010	Rhode Island	5-6	4-4/T5th	
2011	Rhode Island	3-8	2-6/8th	
Rhode Island Totals		9-24 (.273)		
Career Totals		22-44 (.333)		

All-Time Rhode Island Coaching Records

Coach	Years	Record	Pct.	Conf.	Pct.
No Coach	1895-97	2-7	.222		
Marshall Tyler	1898-08	23-22-8	.509		
George Cobb	1909-11, 13-14	17-16-5	.513		
Robert Bingham	1912	6-3	.667		
Jim Baldwin	1915-16	6-9-1	.406		
Fred Murray	1917, 19	2-11-3	.154		
Frank Keaney	1920-40	70-87-12	.449		
Bill Beck	1941, 46-49	12-22-2	.353	1-11	.083
Paul Cieurzo	1942, 45	5-4	.556		
Hal Kopp	1950, 52-55	28-11-2	.718	15-5-1	.738
Ed Doherty	1951	3-5	.375	1-3	.250
Herb Maack	1956-60	17-22-2	.436	8-12-2	.409
John Chironna	1961-62	4-11-3	.267	2-7-1	.250
Jack Zilly	1963-69	21-41-2	.339	10-23-2	.314
Jack Gregory	1970-75	22-33-2	.400	13-18-1	.422
Bob Griffin	1976-92	79-107-1	.425	37-67	.356
Floyd Keith	1993-99	23-53	.303	17-39	.304
Tim Stowers	2000-07	33-57	.367	20-47	.299
Darren Rizzi	2008	3-9	.250	1-7	.125
Joe Trainer	2009-	9-24	.273	6-18	.250

2012 Team Information

Total No. of Starters Returning: 9

Offense: 5

.....QB - Bob Bentsen
OG - Kyle Elliott
C - Matt Greenhalgh
WR - Brandon Johnson-Farrell
TE - Joe Migliarese

Defense: 4

.....LB - Doug Johnson
DL - James Timmons
DL - Manee Williams
LB - Dave Zocco

Special Teams: 0

Total No. of Starters Lost: 15

Offense: 7

.....WR - Anthony Baskerville
OT - Kyle Bogumil
WR - Ty Bynum
OT - Jason Foster
OG - Michael Gross
RB - Travis Hurd
QB - Steve Probst

Defense: 7

.....DB - Darrell Dulany
DB - Stanley Dunbar
DT - Willie McGinnis
LB - Michael Okunfolami
DT - Matt Rae
DB - Evan Shields
DB - Ahkiel White

Special Teams: 1

.....PK/P - Louis Feinstein

NOTE: Special Teams include kickers and punters only.

2012 Newcomers

Name	Pos.	Ht./Wt.	Hometown/HS (Last School)
Jamaal Bess*	RB/DB	5-9/180	Chico, Calif./ (Butte CC)
Connor Caponegro	TE	6-2/230	Allentown, N.J./Cheshire Academy
Tyler Catalina	OL	6-6/300	Worcester, Mass./Kent School
Sean Conley	LB	6-1/190	South Kingstown, R.I./South Kingstown
Mackenzie Elliott* (Jr.)	DB	5-10/180	Burtonsville, Md./ (Hudson Valley CC)
Hunter Eubanks	DL	6-3/300	Gwynn Oak, Md./Mt. St. Joseph
Dan Farley* (So.)	QB	6-2/207	Boontown, N.J./DePaul Catholic (San Bernardino Valley College)
Kreshnik Hakanjin* (Jr.)	OL	6-4/304	Brooklyn, N.Y./ (ASA College)
Samuel Hartman	OL	6-2/290	Chester, Va./Fork Union Military Academy
Robbie Jackson*	WR	6-2/190	Natick, Mass./Natick (Dean College)
Tyrone Jenkins	WR/DB	6-0/170	Alexandria, Va./West Potomac
Rondell Lane	WR/DB	6-2/185	Mickleton, N.J./Fork Union Military Academy
Tarik Pusey	WR	6-0/210	Brooklyn, N.Y./Abraham Lincoln
Andre' Scott	DB	6-3/200	Largo, Md./Valley Forge Military Academy
Donovan Walker* (Jr.)	DB	5-10/194	Yonkers, N.Y./ (Dean College)

* Transfer Student-Athlete enrolled at Rhode Island Spring 2012

Year-By-Year Results

Year	Overall	Conference	Coach	Year	Overall	Conference	Coach
1895	1-1		None	1962	2-5-2	1-3-1	John Chironna
1896	0-4		None	1963	4-5	2-3	Jack Zilly
1897	1-2		None	1964	3-7	1-4	Jack Zilly
1898	5-0		Marshall Tyler	1965	2-7	1-4	Jack Zilly
1899	2-3-1		Marshall Tyler	1966	1-7-1	1-3-1	Jack Zilly
1900	0-2-1		Marshall Tyler	1967	6-2-1	2-2-1	Jack Zilly
1901	0-2		Marshall Tyler	1968	3-6	2-3	Jack Zilly
1903	2-4-1		Marshall Tyler	1969	2-7	1-4	Jack Zilly
1904	3-3-1		Marshall Tyler	1970	3-5	3-2	Jack Gregory
1905	3-3-1		Marshall Tyler	1971	3-6	2-3	Jack Gregory
1906	1-2-1		Marshall Tyler	1972	3-7	0-5	Jack Gregory
1907	3-1-2		Marshall Tyler	1973	6-2-2	4-1-1	Jack Gregory
1908	4-2		Marshall Tyler	1974	5-5	3-3	Jack Gregory
1909	3-4		George Cobb	1975	2-8	1-4	Jack Gregory
1910	5-1-1		George Cobb	1976	3-5	2-3	Bob Griffin
1911	5-2-1		George Cobb	1977	6-5	4-1	Bob Griffin
1912	6-3		Robert Bingham	1978	7-3	3-2	Bob Griffin
1913	2-6		George Cobb	1979	1-9-1	1-4	Bob Griffin
1914	2-3-3		George Cobb	1980	2-9	0-5	Bob Griffin
1915	3-5		Jim Baldwin	1981	6-6	4-1	Bob Griffin
1916	3-4-1		Jim Baldwin	1982	7-4	2-3	Bob Griffin
1917	2-4-2		Fred Murray	1983	6-4	2-3	Bob Griffin
1918		No schedule due to World War I		1984	10-3	4-1	Bob Griffin
1919	0-7-1		Fred Murray	1985	10-3	5-0	Bob Griffin
1920	0-4-4		Frank Keaney	1986	1-10	0-7	Bob Griffin
1921	3-5		Frank Keaney	1987	1-10	1-6	Bob Griffin
1922	4-4		Frank Keaney	1988	4-7	3-5	Bob Griffin
1923	1-5-1		Frank Keaney	1989	3-8	1-7	Bob Griffin
1924	0-7		Frank Keaney	1990	5-6	2-6	Bob Griffin
1925	2-5-1		Frank Keaney	1991	6-5	3-5	Bob Griffin
1926	1-6		Frank Keaney	1992	1-10	0-8	Bob Griffin
1927	5-3		Frank Keaney	1993	4-7	2-6	Floyd Keith
1928	2-7		Frank Keaney	1994	2-9	2-6	Floyd Keith
1929	5-2-1		Frank Keaney	1995	7-4	6-2	Floyd Keith
1930	5-2-1		Frank Keaney	1996	4-6	2-6	Floyd Keith
1931	4-4		Frank Keaney	1997	2-9	2-6	Floyd Keith
1932	2-5-1		Frank Keaney	1998	3-8	2-6	Floyd Keith
1933	6-2		Frank Keaney	1999	1-10	1-7	Floyd Keith
1934	6-3		Frank Keaney	2000	3-8	2-6	Tim Stowers
1935	4-4-1		Frank Keaney	2001	8-3	6-3	Tim Stowers
1936	5-4		Frank Keaney	2002	3-9	1-8	Tim Stowers
1937	3-4-1		Frank Keaney	2003	4-8	3-6	Tim Stowers
1938	4-4		Frank Keaney	2004	4-7	2-6	Tim Stowers
1939	3-4-1		Frank Keaney	2005	4-7	2-6	Tim Stowers
1940	5-3		Frank Keaney	2006	4-7	2-6	Tim Stowers
1941	5-2-1		Bill Beck	2007	3-8	2-6	Tim Stowers
1942	3-3		Paul Cieurzo	2008	3-9	1-7	Darren Rizzi
1943		No schedule due to World War II		2009	1-10	0-8	Joe Trainer
1944		No schedule due to World War II		2010	5-6	4-4	Joe Trainer
1945	2-1		Paul Cieurzo	2011	3-8	2-6	Joe Trainer
1946	2-4		Bill Beck				
1947	3-4	1-3	Bill Beck				
1948	2-4-1	1-3	Bill Beck				
1949	0-8	0-4	Bill Beck				
1950	3-5	2-2	Hal Kopp				
1951	3-5	1-3	Ed Doherty				
1952	7-1	3-1	Hal Kopp				
1953	6-2	3-1	Hal Kopp				
1954	6-2	3-1	Hal Kopp				
1955	6-1-2	4-0-1	Hal Kopp				
1956	2-6	1-4	Herb Maack				
1957	5-2-1	3-0-1	Herb Maack				
1958	4-4	2-2	Herb Maack				
1959	3-5-1	1-2-1	Herb Maack				
1960	3-5	1-4	Herb Maack				
1961	2-6-1	1-4	John Chironna				

Quick Facts

Location Richmond, Va.
 Enrollment 2,950
 Nickname Spiders
 Website richmondspiders.com
 Twitter twitter.com/Spider_Football
 Facebook facebook.com (Search: Richmond Spiders Football)
 Stadium Robins Stadium
 Stadium Capacity 8,700
 Stadium Surface Artificial Grass
 President Dr. Edward L. Ayers
 Athletics Director Jim Miller
 Head Coach Danny Rocco (Wake Forest, 1984)
 Football Contact Scott Burns, Assistant Director/Athletic Public Relations
 Football Contact Office Phone/Email 804-287-6313/sburns2@richmond.edu
 Offensive Starters Returning/Lost 6/5
 Defensive Starters Returning/Lost 7/4

2011 Results (3-8, 0-8 CAA)

Home Stadium: Robins Stadium (8,700)

Home: 2-4 Away: 1-4 vs. Top 25 (TSN/F): 0-5 vs. Top 25 (Coach): 0-6
 Total Home Attendance: 52,200 Average Home Attendance: 8,700

Sept. 3	{16/19}	at Duke [ESPN3]	W 23-21	32,741
Sept. 10	{9/11}	Wagner	W 21-6	8,700
Sept. 17	{6/9}	VMI	W 34-19	8,700
Sept. 24	{5/7}	*New Hampshire [TCN/CSN-NE] {11/11}	L 43-45	8,700
Oct. 1	{10/10}	*at James Madison [TCN/CSN-NE] {9/8}	L 7-31	25,742
Oct. 8	{14/16}	*at Towson {25/rv}	L 28-31	7,587
Oct. 22	{18/21}	*Maine {9/14}	L 22-23	8,700
Oct. 29	{rv/rv}	*Massachusetts {rv/rv}	L 7-28	8,700
Nov. 5	{rv/-}	*at Old Dominion {12/12}	L 28-42	19,818
Nov. 12	{rv/-}	*at Delaware [TCN/CSN-NE] {15/17}	L 10-24	20,008
Nov. 19		*William and Mary [CSN-MA] {rv/rv}	L 23-25	8,700

CAA Team's Coaches & Sports Network Rankings listed prior to Opponent/Opponent's Coaches & Sports Network Rankings listed after Opponent at time game was played



**SPIDERS HEAD COACH
 DANNY ROCCO
 FIRST SEASON**

Collegiate Overall Record (Years) 47-20 (6 years)
 Record at CAA Football Schools (Years) First Year
 Record in CAA Football Games (Years) First Year

Richmond Coaching Staff

Wayne Lineburg Associate Head Coach/Running Backs/Recruiting Coordinator
 Brandon Streeter Offensive Coordinator/Quarterbacks
 Bob Trott Defensive Coordinator
 Dave Legg Cornerbacks/Special Teams
 Lavern Belin Defensive Line
 Fontel Mines Wide Receivers
 Bill Polin Tight Ends
 Manny Rojas Assistant Defensive Line
 Byron Thweatt Linebackers
 Blaine McCorkle Offensive Line

2012 Schedule

Date	Opponent	Location	Series Record
Sept. 1	at Virginia	Charlottesville, Va.	2-26-2
Sept. 8	Gardner-Webb	Richmond, Va.	First Meeting
Sept. 15	at VMI	Lexington, Va.	42-40-5
Sept. 22	*at Georgia State	Atlanta, Ga.	First Meeting
Sept. 29	*Old Dominion	Richmond, Va.	0-1
Oct. 6	*at Villanova	Villanova, Pa.	9-21
Oct. 13	*at New Hampshire	Durham, N.H.	10-10
Oct. 20	*James Madison	Richmond, Va.	16-13
Nov. 3	*Rhode Island	Richmond, Va.	13-5
Nov. 10	*Delaware	Richmond, Va.	8-20
Nov. 17	*at William and Mary	Williamsburg, Va.	55-61-5



KENDALL GASKINS



DARIUS McMILLAN



JOHN LAUB



COOPERTAYLOR



KENDALL GASKINS
 BURLINGTON, N.J.
 WOODBERRY FOREST SCHOOL

FB	6-1	235	SR
----	-----	-----	----

YEAR	GP	No.	Yds	TD	Long	Avg/G	Avg/C
2009	13	38	93	6	10	7.15	2.45
2010	11	98	402	5	70	36.55	4.10
2011	11	168	650	10	39	59.09	3.87
Career	35	304	1145	21	70	32.71	3.77

-- Named First Team All-CAA and Sports Network Third Team All-America after sophomore season in which he started all 11 games at fullback and carried the ball 96 times for 398 yards with 5 touchdowns

-- Opened the 2011 season by running for a touchdown in each of the Spiders' first six games, tallying 168 rushes for 650 yards and 10 touchdowns over the season

-- Carried the ball a career-high 24 times in the win over Wagner, racking up 98 yards and scoring a touchdown

-- Finished the season ranked inside the top 10 for multiple CAA categories, including both rushing yards and touchdowns per game As a freshman in 2009, named to the All-CAA Third Team after leading the Spiders with 6 touchdowns and 93 yards on the ground



DARIUS MCMILLAN
 HAMPTON, VA.
 PHOEBUS HIGH SCHOOL

LB	5-11	210	SR
----	------	-----	----

YEAR	GP	S-A-Tackles	SK/TFL	Int	PBU	FF/FR
2009	13	8-9-17	1.0/1.5	0	0	0/0
2010	10	27-62-89	2.0/5.0	0	2	2/3
2011	11	40-93-133	0.5/3.5	0	3	1/1
Career	34	75-164-239	3.5/10.0	0	5	3/4

-- Named Second-Team All-CAA and Third-Team College Sports Madness All-America honors in 2011

-- Continued his impressive play during his junior year, starting 11 games and finishing second in the CAA with 133 total tackles to go along with 3.5 TFL and 3 pass deflections

-- Led the Spiders in tackles and tied for the team lead with 5 quarterback hurries

-- Turned in a career-high 20 tackles in the season-finale against William and Mary

-- Had what many consider to be a breakout season for the Spiders in 2010, starting 10 games and finishing fourth on the team with 89 total tackles

-- After redshirting his first year, saw action in all 13 games during the 2009 campaign, tallying 17 total tackles and 1.5 TFL



JOHN LAUB
 COPLAY, PA.
 PARKLAND HIGH SCHOOL

QB	6-2	215	SR
----	-----	-----	----

YEAR	GP	----- Passing -----			--- Rushing ---					
		Comp.	Att.	Int.	Yds.	TD	Lg.	Att.	Yds.	TD
2009	5	9	18	1	122	0	42	8	82	1
2010	5	41	91	9	506	2	77	28	73	0
2011	8	8	17	0	116	0	31	13	-8	0
Career	18	58	126	10	744	2	77	49	147	1

-- Named a team captain for the 2012 season

-- As a redshirt freshman in 2009, played in five games as a backup behind Eric Ward, completing 9 of 18 passes for 122 yards

-- Started the final three games of the season as a redshirt sophomore in 2010, passing for 506 yards and a pair of touchdowns

-- Attempted at least one pass in five games during the 2011 season, completing a season-high six during a game against Massachusetts

-- As a high school senior, led Parkland (Pa.) to a 15-1 record and state Class 4A runner-up finish, completing 113 of 222 passes for a school record 1,677 yards and 22 touchdowns with just three interceptions.



COOPER TAYLOR
 ATLANTA, GA.
 GEORGIA TECH

DB	6-5	230	SR
----	-----	-----	----

YEAR	GP	S-A-Tackles	SK/TFL	Int	PBU	FF/FR
2008 (GT)	13	45-24-69	0.0/0.0	1	3	2/0
2009 (GT)	3	7-9-16	0.0/0.0	1	1	0/0
2010 (GT)	4	2-3-5	0.0/0.0	0	0	0/0
2011	8	20-43-63	0.0/1.5	1	3	1/0
Career	28	74-79-153	0.0/1.5	3	7	3/0

-- Named a team captain for the 2012 season

-- Transferred to Richmond for the 2011 season and impressed early, totaling 14 tackles, one TFL, one PD and a forced fumble against Duke, earning CAA Football Defensive Player of the Week honors the following week

-- Continued high-level play with a game-high 14 tackles against James Madison and capped off the season with All-CAA Academic Honors

-- Began career at Georgia Tech in 2008, emerging as an immediate impact player, totaling 69 tackles, three pass deflections, two forced fumbles and one interception

-- Named Second Team All-ACC and Honorable Mention Freshman All-America in 2008

-- Expected to assume starting safety role once again for the 2012 season

Playing Career

1979-80 Penn State University
 1981-83 Wake Forest University

Coaching Career

1984-85 Graduate Assistant/Defense, Wake Forest University
 1986 Defensive Line, Wake Forest University
 1987 Assistant Linebackers, University of Colorado
 1988-90 Outside Linebackers, Tulsa University
 1991-93 Defensive Line, Boston College
 1994-96 Outside Linebackers, University of Texas
 1997 Defensive Ends/Special Teams Coordinator, University of Texas
 1998-99 Outside Linebackers/Assistant Special Teams, University of Maryland
 2000 Assistant Linebackers/Special Teams, New York Jets (NFL)
 2001-02 Assistant Head Coach/Recruiting Coordinator/Linebackers, University of Virginia
 2003-05 Associate Head Coach/Linebackers, University of Virginia
 2006-11 Head Coach, Liberty University
 2012- Head Coach, University of Richmond

Personal

Birthdate

July 16, 1960

Hometown

Huntingdon, Pa.

Alma Mater

Wake Forest '84

Wife

Julie

Children

David, Amy



All-Time Richmond Coaching Records

Coach	Years	Record	Pct.	Conf.	Pct.
M.C. Taylor	1881	2-0	1.000		
C.M. Hazen	1882, 85-86, 88	4-4	.500		
H.R. Hundley	1887	1-1	.500		
Frank Johnson	1889	1-2	.333		
C.T. Taylor	1890	0-3	.000		
Dana Rucker	1891, 93-95	3-13-3	.188		
Penwick Shelton	1892	2-3	.400		
Bill Wertenbaker	1897	3-5	.375		
O.L. Owen	1898	3-3-1	.500		
Julian Hill	1899	2-2	.500		
Edward Kenna	1900	3-4	.429		
Garnett Nelson	1901	1-5	.167		
Graham Hobson	1902	3-3	.500		
Fred Vail	1903	6-3-1	.600		
Harry Wail	1904	1-5	.167		
E.A. Dunlop, Jr.	1905-09, 12	18-32-5	.373		
E.V. Long	1910	1-6-1	.143		
Sam Honaker	1911	0-6-2	.000		
Frank Dobson	1913-17, 19-33	79-78-18	.503		
Robert Marshall	1918	3-1-1	.750		
Glenn Thistlethwaite	1934-41	41-26-9	.586		
John Fenlon	1942, 46-47	12-15-3	.444		
Malcolm Pitt	1943-44	8-7	.533		
George Hope	1945	2-6	.250		
Karl Esleeck	1948-50	10-18-2	.357		
Edwin Merrick	1951-65	53-87-6	.379		
Frank Jones	1966-73	44-38	.537		
Jim Tait	1974-79	21-44	.323		
Dal Shealy	1980-88	43-57	.430	11-11	.500
Jim Marshall	1989-94	19-47	.288	12-36	.250
Jim Reid	1995-03	48-53-1	.475	35-40	.467
Dave Clawson	2004-07	29-20	.592	19-13	.594
Mike London	2008-09	24-5	.828	13-3	.813
Latrell Scott	2010	6-5	.545	4-4	.500
Wayne Lineburg	2011	3-8	.273	0-8	.000
Danny Rocco	2012-				

Rocco's Year-By-Year Record

Year	School	Record	Conf./Finish	Postseason
2006	Liberty	6-5		
2007	Liberty	8-3		
2008	Liberty	10-2		
2009	Liberty	8-3		
2010	Liberty	8-3		
2011	Liberty	7-4		
Liberty Totals		47-20 (.701)		
2012	Richmond	First Season		
Richmond Totals		0-0 (---)		
Career Totals		47-20 (.701)		

2012 Team Information

Total No. of Starters Returning: 14

Offense: 6

.....	WR	Ben Edwards
.....	TE	Kevin Finney
.....	FB	Kendall Gaskins
.....	OL	Austin Guund
.....	OL	Jacob Rudy
.....	OL	Mark Speir

Defense: 7

.....	DB	Darryl Hamilton
.....	DL	Evan Kelly
.....	LB	Darius McMillan
.....	LB	Aaron Roane
.....	DL	B.J. Scott
.....	DB	Cooper Taylor
.....	DL	Kerry Wynn

Special Teams: 2

.....	P	Nick Hicks
.....	PK	Wil Kamin

Total No. of Starters Lost: 9

Offense: 5

.....	QB	Aaron Corp
.....	OL	Ryan Goss
.....	WR	Tre Gray
.....	OL	Richard Muldrow
.....	HB	Garrett Turner

Defense: 4

.....	DB	Tremayne Graham
.....	DL	Corey Jackson
.....	LB	Derek Mayo
.....	DB	Colin Pehanick

Special Teams: 0

NOTE: Special Teams include kickers and punters only.

2012 Newcomers

Name	Pos.	Ht./Wt.	Hometown/HS (Last School)
David Broadus	QB	6-3/212	Suwanee, Ga./Lambert
Reggie Diggs	WR	6-4/185	Dendron, Va./Surry County
T.J. Dobrucky	LB	6-1/220	Powhatan, Va./Blessed Sacrament
Thomas Evans	OL	6-3/280	Franklin, N.C./Franklin
Alex Gee	OL	6-3/275	Burlington, N.C./Walter M. Williams
Jacobi Green	RB	5-9/178	Jacksonville, Fla./Ed White
David Herlocker	WR	6-2/195	Charlotte, N.C./Charlotte Catholic
Josh Hess	OL	6-7/295	Richlands, Va./Richlands
Selton Hodge	LB	6-3/215	Washington D.C./Friendship Collegiate Academy
Omar Howard	LB	6-1/196	Midlothian, Va./Midlothian
David Jones	DB	6-3/165	St. Petersburg, Fla./St. Petersburg
Kieno Jones II	DL	6-2/290	Atlanta, Ga./Grady
Chad Kolumber	OL	6-7/319	Norristown, Pa./Kansas
Xander Maddox	DB	5-10/175	Charlotte, N.C./Providence
Will McCombs	WR	6-2/180	Mechanicsville, Va./Atlee
T.J. Moon	RB	5-9/210	Stone Mountain, Ga./Stephenson
Josh Murray	WR	5-11/175	Roanoke, Va./North Cross
Ayo Ogunniyi	DB	6-0/190	Silver Spring, Md./Westlake
James Pavik	LB	6-0/205	Mathews, Va./Mathews
J.R. Riddick	WR	6-3/195	Yorktown, Va./Yorktown
Nathan Ripper	DL	6-2/225	Crozet, Va./Wodberry Forest
Nicholas Vergos	DL	6-4/270	Memphis, Tenn./Memphis University School

Year-By-Year Results

Year	Overall	Conference	Coach	Year	Overall	Conference	Coach
1881	2-0		M.C. Taylor	1947	3-7		John Fenlon
1882	1-0		C.M. Hazen	1948	5-3-2		Karl Esleeck
1883			No schedule	1949	3-7		Karl Esleeck
1884			No schedule	1950	2-8		Karl Esleeck
1885	1-1		C.M. Hazen	1951	3-8		Ed Merrick
1886	1-1		C.M. Hazen	1952	1-9		Ed Merrick
1887	1-1		H.R. Hundley	1953	5-3-1		Ed Merrick
1888	1-2		C.M. Hazen	1954	5-4		Ed Merrick
1889	1-2		Frank Johnson	1955	4-3-2		Ed Merrick
1890	0-3		C.T. Taylor	1956	4-5		Ed Merrick
1891	0-2		Dana Rucker	1957	4-6		Ed Merrick
1892	2-3		Penwick Shelton	1958	3-7		Ed Merrick
1893	3-2		Dana Rucker	1959	4-5-1		Ed Merrick
1894	0-4-2		Dana Rucker	1960	3-6-1		Ed Merrick
1895	0-5-1		Dana Rucker	1961	5-5		Ed Merrick
1896			No schedule	1962	6-3		Ed Merrick
1897	3-5		Bill Wertenbaker	1963	3-6-1		Ed Merrick
1898	3-3-1		O.L. Owen	1964	3-7		Ed Merrick
1899	2-2		Julian Hill	1965	0-10		Ed Merrick
1900	3-4		Edward Kenna	1966	2-8		Frank Jones
1901	1-5		Garnett Nelson	1967	5-5		Frank Jones
1902	3-3		Graham Hobson	1968	8-3		Frank Jones
1903	6-3-1		Fred Vail	1969	6-4		Frank Jones
1904	1-5		Henry Wall	1970	4-6		Frank Jones
1905	3-4-2		E.A. Dunlop, Jr.	1971	5-6		Frank Jones
1906	5-5-1		E.A. Dunlop, Jr.	1972	6-4		Frank Jones
1907	3-6		E.A. Dunlop, Jr.	1973	8-2		Frank Jones
1908	3-5		E.A. Dunlop, Jr.	1974	5-5		Jim Tait
1909	3-5-2		E.A. Dunlop, Jr.	1975	5-6		Jim Tait
1910	1-6-1		E.V. Long	1976	5-6		Jim Tait
1911	0-6-2		Sam Honaker	1977	3-8		Jim Tait
1912	1-7		E.A. Dunlop, Jr.	1978	3-8		Jim Tait
1913	5-3-1		Frank Dobson	1979	0-11		Jim Tait
1914	5-4		Frank Dobson	1980	5-6		Dal Shealy
1915	4-4-1		Frank Dobson	1981	4-7		Dal Shealy
1916	5-4-2		Frank Dobson	1982	0-10		Dal Shealy
1917	4-2-1		Frank Dobson	1983	3-8		Dal Shealy
1918	3-1-1		Robert Marshall	1984	8-4		Dal Shealy
1919	5-2-2		Frank Dobson	1985	8-3		Dal Shealy
1920	6-2		Frank Dobson	1986	4-7	3-4	Dal Shealy
1921	4-3-1		Frank Dobson	1987	7-5	6-1	Dal Shealy
1922	6-2-1		Frank Dobson	1988	4-7	2-6	Dal Shealy
1923	3-5		Frank Dobson	1989	1-10	0-8	Jim Marshall
1924	2-6-1		Frank Dobson	1990	1-10	1-7	Jim Marshall
1925	3-6		Frank Dobson	1991	2-9	2-6	Jim Marshall
1926	2-7		Frank Dobson	1992	7-4	5-3	Jim Marshall
1927	4-4-1		Frank Dobson	1993	5-6	3-5	Jim Marshall
1928	3-4-2		Frank Dobson	1994	3-8	1-7	Jim Marshall
1929	3-5-1		Frank Dobson	1995	7-3-1	5-3	Jim Reid
1930	2-4-2		Frank Dobson	1996	2-9	1-7	Jim Reid
1931	4-5		Frank Dobson	1997	6-5	4-4	Jim Reid
1932	4-2-2		Frank Dobson	1998	9-3	7-1	Jim Reid
1933	5-4		Frank Dobson	1999	5-6	3-5	Jim Reid
1934	8-1		Glenn Thistlewaite	2000	10-3	7-1	Jim Reid
1935	3-3-3		Glenn Thistlewaite	2001	3-8	3-6	Jim Reid
1936	4-4-2		Glenn Thistlewaite	2002	4-7	4-5	Jim Reid
1937	5-4-1		Glenn Thistlewaite	2003	2-9	1-8	Jim Reid
1938	6-3-1		Glenn Thistlewaite	2004	3-8	2-6	Dave Clawson
1939	7-1-2		Glenn Thistlewaite	2005	9-4	7-1	Dave Clawson
1940	6-3		Glenn Thistlewaite	2006	6-5	3-5	Dave Clawson
1941	2-7		Glenn Thistlewaite	2007	11-3	7-1	Dave Clawson
1942	3-6-1		John Fenlon	2008	13-3	6-2	Mike London
1943	6-1		Malcolm Pitt	2009	11-2	7-1	Mike London
1944	2-6		Malcolm Pitt	2010	6-5	4-4	Latrell Scott
1945	2-6		George Hope	2011	3-8	0-8	Wayne Lineburg
1946	6-2-2		John Fenlon				

Quick Facts

Location	Towson, Md.
Enrollment	21,111
Nickname	Tigers
Website	towsonigers.com
Twitter	twitter.com/TowsonTigers
Facebook	facebook.com/TowsonTigers
Stadium	Minnegan Field at Johnny Unitas Stadium
Stadium Capacity	11,198
Stadium Surface	Artificial Grass
President	Dr. Maravene Loeschke
Athletics Director	Mike Waddell
Head Coach	Rob Ambrose (Towson, 1993)
Football Contact	Dan O'Connell, Director/Media Relations
Football Contact Office Phone/Email	410-704-3102/doconnell@towson.edu
Offensive Starters Returning/Lost	8/3
Defensive Starters Returning/Lost	9/2



**TIGERS HEAD COACH
 ROB AMBROSE
 3 SEASONS (2009-2011)**

Collegiate Overall Record (Years)	15-29 (4 years)
Record at CAA Football Schools (Years)	12-22 (3 years)
Record in CAA Football Games (Years)	8-16 (3 years)

Towson Coaching Staff

Matt Hachmann	Defensive Coordinator/Linebackers
John Donatelli	Offensive Line
James Vollono	Tight Ends/Special Teams
Jared Ambrose	Quarterbacks
Reno Ferri	Running Backs
Dassin Blackwell	Wide Receivers
Brian Fleury	Safeties/Special Teams
Derrick Johnson	Cornerbacks
TBA	Defensive Line
Konstantinos Kosmakos	Outside Linebackers

2011 Results (9-3, 7-1 CAA)

Home Stadium: Unitas Stadium (11,198)

Home: 5-2 Away: 4-1 vs. Top 25 (TSN/F): 6-2 vs. Top 25 (Coach): 6-2
 Total Home Attendance: 62,642 Average Home Attendance: 8,949

Sept. 3	Morgan State [CSN-MA]	W 42-3	9,756
Sept. 10	*Villanova {20/19}	W 31-10	7,696
Sept. 24 {rv/-}	Colgate	W 42-17	9,919
Oct. 1 {23/rv}	at Maryland [RSN-ACC/CSN-MA/ESPN3]	L 3-28	35,573
Oct. 8 {25/rv}	*Richmond {14/16}	W 31-28	7,587
Oct. 15 {17/23}	*at Old Dominion {18/22}	W 39-35	19,818
Oct. 22 {15/17}	*at William and Mary {14/15}	W 38-27	12,259
Oct. 29 {13/14}	*Delaware [TCN/CSN-NE] {21/20}	L 30-35	8,122
Nov. 5 {14/17}	*at Maine [WABI/CSN-MA+] {7/10}	W 40-30	5,258
Nov. 12 {12/12}	*New Hampshire {7/10}	W 56-42	8,366
Nov. 19 {8/10}	*at Rhode Island	W 28-17	2,883
Dec. 3 {8/9}	Lehigh [ESPN3] {6/6}	L 38-40	11,196

CAA Team's Coaches & Sports Network Rankings listed prior to Opponent/Opponent's Coaches & Sports Network Rankings listed after Opponent at time game was played

2012 Schedule

Date	Opponent	Location	Series Record
Aug. 30	at Kent State	Kent, Ohio	First Meeting
Sept. 15	*William and Mary	Towson, Md.	1-7
Sept. 22	St. Francis (Pa.)	Towson, Md.	2-0
Sept. 29	at LSU	Baton Rouge, La.	First Meeting
Oct. 6	*at James Madison	Harrisonburg, Va.	5-17-1
Oct. 13	*Maine	Towson, Md.	4-6
Oct. 20	*Old Dominion	Towson, Md.	1-0
Oct. 27	*at Villanova	Villanova, Pa.	3-5
Nov. 3	*at Delaware	Newark, Del.	4-9
Nov. 10	*Rhode Island	Towson, Md.	6-6
Nov. 17	*at New Hampshire	Durham, N.H.	1-7



FRANKBELTRE



GRANTENDERS



JORDANDANGERFIELD



TERRANCEWEST



FRANK BELTRE
 RANDOLPH, N.J.
 RANDOLPH HIGH SCHOOL

DL	6-3	250	SR
----	-----	-----	----

YEAR	GP	S-A-Tackles	SK/TFL	Int	PBU	FF/FR
2009	11	20-23-43	2.0/6.0	0	0	0/0
2010	11	35-50-85	0.0/12.5	0	0	0/0
2011	12	33-35-68	4.0/12.0	0	0	1/1
Career	34	88-108-196	6.0/30.5	0	0	1/1

- Earned First Team All-CAA honors as a junior
- Tied for fourth on team with 68 tackles
- Led Tigers with 12 tackles for lost yardage
- Tigers' team leader with four quarterback sacks
- Earned honorable mention All-America honors
- Finished third among all CAA defensive linemen in tackles
- Member of 2011 CAA pre-season all-conference team
- Helped Tigers to win over New Hampshire with 12 tackles and a forced fumble



GRANT ENDERS
 MILLERSVILLE, MD.
 OLD MILL HIGH SCHOOL

QB	6-3	215	SR
----	-----	-----	----

YEAR	GP	----- Passing -----				--- Rushing ---			
		Comp.-Att.-Int.	Yds.	TD	Lg.	Att.	Yds.	TD	
2011	11	165-245-8	2081	16	68	91	387	5	
Career	11	165-245-8	2081	16	68	91	387	5	

- Two-time CAA Offensive Player of the Week
- Led CAA in passing efficiency with a 153.72 rating
- Averaged 224.4 yards of total offense per game, fifth in the CAA
- Had .673 completion percentage, second in the CAA
- Led CAA by averaging 12.6 yards per completion
- Compiled a 9-2 record as the Tigers' starting quarterback
- Passed for career high 314 yards and two touchdowns in win at Old Dominion
- Named as Towson's Co-Offensive Player of the Year



JORDAN DANGERFIELD
 ROYAL PALM BEACH, FLA.
 HOFSTRA UNIVERSITY

DB	5-11	200	SR
----	------	-----	----

YEAR	GP	S-A-Tackles	SK/TFL	Int	PBU	FF/FR
2009 (Hofstra)	8	16-7-23	0.0/0.0	2	1	0/0
2010	11	50-46-96	1.5/4.0	0	5	2/1
2011	10	57-36-93	0.0/0.5	2	0	2/2
Career	21	123-89-212	1.5/4.5	4	6	4/3

- Two-year starter at free safety
- Named first team All-CAA in 2011
- One of the Tiger co-captains in 2011
- Led Tigers in tackles the last two seasons
- Ranked second among all CAA defensive backs in tackles as a sophomore and junior
- Had career high 16 tackles and intercepted pass in win over No. 7 New Hampshire
- Transfer from Hofstra prior to 2010 season
- Honored as Towson University's Male Athlete of the Year



TERRANCE WEST
 BALTIMORE, MD.
 NORTHWESTERN HIGH SCHOOL

RB	5-11	223	SO
----	------	-----	----

YEAR	GP	No.	Yds	TD	Long	Avg/G	Avg/C
2011	11	194	1294	29	72	117.64	6.67
Career	11	194	1294	29	72	117.64	6.67

- Winner of Jerry Rice Award as top freshman in NCAA FCS football
- Led NCAA FCS with 29 touchdowns scored
- Rushed for 1,294 yards, second in the CAA
- Named as CAA Offensive Rookie of the Year, First Team All-CAA, Walter Camp All-American
- Scored four touchdowns in a game four times
- Rushed for career high 261 yards and four touchdowns in win over New Hampshire
- Rushed for 183 yards and three touchdowns in win at Maine
- Set Towson record for touchdowns in a season
- Also established NCAA FCS record with 29 touchdowns scored by a freshman

Playing Career

1989-91Towson University

Coaching Career

1992-93Wide Receivers, Towson University
 1994-96Wide Receivers/Recruiting Coordinator, Towson University
 1997-99Offensive Coordinator, Towson University
 2000Associate Head Coach/Offensive Coordinator, Towson University
 2001Head Coach, Catholic University
 2002-04Quarterbacks, University of Connecticut
 2005-08Offensive Coordinator, University of Connecticut
 2009-Head Coach, Towson University

Personal

Birthdate

July 30, 1970

Hometown

Skokie, Ill.

Alma Mater

Towson '93

Wife

Melissa

Children

Grace, Riley



Ambrose's Year-By-Year Record

Year	School	Record	Conf./Finish	Postseason
2001	Catholic	3-7		
Catholic Totals		3-7 (.300)		
2009	Towson	2-9	1-7/6th (South)	
2010	Towson	1-10	0-8/10th	
2011	Towson	9-3	7-1/1st	NCAA 2nd Round
Towson Totals		12-22 (.353)		
Career Record		15-29 (.341)		

All-Time Towson Coaching Records

Coach	Years	Record	Pct.	Conf.	Pct.
Carl Runk	1969-71	11-14-1	.397		
Phil Albert	1972-91	117-91-3	.562		
Gordy Combs	1992-08	92-90	.505	9-31	.225
Rob Ambrose	2009-	12-22	.353	8-16	.333

2012 Team Information

Total No. of Starters Returning: 19

Offense: 8

..... QB - Grant Enders
 OG - Randall Harris
 OG - Charles Johnson
 WR - Leon Kinnard
 TE - James Oboh
 OT - Eric Pike
 WR - Tom Ryan
 OC - Doug Shaw

Defense: 9

..... DE - Frank Beltre
 FS - Jordan Dangerfield
 OLB - Alexander DiSanzo
 CB - Corey Ford
 DT - Matt Morgan
 OLB - Kenton Powell
 CB - Tye Smith
 DE - Romale Tucker
 MLB - Danzel White

Special Teams: 2

..... P - R.J. Peppers
 PK - D.J. Soven

Total No. of Starters Lost: 5

Offense: 3

..... RB - Tremayne Dameron
 OT - Henry Glackin
 FB - Tyler Wharton

Defense: 2

..... SS - Nick Oates
 DT - Marcus Valentine

Special Teams: 0

NOTE: Special Teams include kickers and punters only.

2012 Newcomers

Name	Pos.	Ht./Wt.	Hometown/HS (Last School)
Bryton Barr	LB	6-0/220	Camp Hill, Pa./Mechanicsburg Area H.S.
Christian Carpenter	ATH	6-2/185	Aberdeen, Md./Aberdeen H.S.
Brendon Gannon* (So.)	DT	6-2/260	Halethorpe, Md./Cardinal Gibbons H.S. (Western Michigan)
Darrell Givens* (Jr.)	DB	6-1/193	Fort Washington, Md./Lackey H.S. (Rutgers)
Ben Harvey* (RFr.)	CB	5-10/185	Columbia, Md./Our Lady of Good Counsel HS (South Carolina)
Syd Holt	DE	6-4/210	South Amboy, N.J./Sayreville War Memorial
Dreon Johnson	FB	6-0/235	Houston, Texas/Mayde Creek H.S.
Juleon Killikelly-Lee	CB	5-10/160	Gwynn Oak, Md./Woodlawn H.S.
Donnell Lewis	DB	5-10/160	Virginia Beach, Va./Woodside H.S.
Jordan Love* (Jr.)	CB	6-0/190	Glen Allen, Va./Deep Run H.S. (Georgia)
Jake McDowell* (Jr.)	OT	6-5/290	Los Alamitos, Cal./Los Alamitos H.S. (Golden West J.C.)
Willie Ponder	WR	5-11/175	Chesapeake, Va./Western Branch H.S.
Fred Santarelli	OT	6-6/295	Philadelphia, Pa./The Hill School
Brady Stup	OL	6-6/295	Frederick, Md./Tuscarora H.S.
Shayne Sullivan	OT	6-6/285	Crofton, Md./Archbishop Spalding H.S.
Max Tejada	DL	6-2/285	Orange Park, Fla./The Bolles School

* Transfer Student-Athlete enrolled at Towson Spring 2012

Year-By-Year Results

Year	Overall	Conference	Coach
1969	4-4-1		Carl Runk
1970	6-2		Carl Runk
1971	1-8		Carl Runk
1972	1-9		Phil Albert
1973	4-4		Phil Albert
1974	10-0		Phil Albert
1975	6-4		Phil Albert
1976	10-3		Phil Albert
1977	5-4-1		Phil Albert
1978	7-3		Phil Albert
1979	9-1		Phil Albert
1980	5-5		Phil Albert
1981	5-5		Phil Albert
1982	7-4		Phil Albert
1983	10-2		Phil Albert
1984	9-4		Phil Albert
1985	7-2-1		Phil Albert
1986	8-3-1		Phil Albert
1987	4-6		Phil Albert
1988	5-5		Phil Albert
1989	2-8		Phil Albert
1990	2-9		Phil Albert
1991	1-10		Phil Albert
1992	5-5		Gordy Combs
1993	8-2		Gordy Combs
1994	8-2		Gordy Combs
1995	6-4		Gordy Combs
1996	6-4		Gordy Combs
1997	3-7		Gordy Combs
1998	5-6		Gordy Combs
1999	7-4		Gordy Combs
2000	7-4		Gordy Combs
2001	3-7		Gordy Combs
2002	6-5		Gordy Combs
2003	6-6		Gordy Combs
2004	3-8	0-8	Gordy Combs
2005	6-5	3-5	Gordy Combs
2006	7-4	4-4	Gordy Combs
2007	3-8	1-7	Gordy Combs
2008	3-9	1-7	Gordy Combs
2009	2-9	1-7	Rob Ambrose
2010	1-10	0-8	Rob Ambrose
2011	9-3	7-1	Rob Ambrose

Quick Facts

Location Villanova, Pa.
 Enrollment 6,240
 Nickname Wildcats
 Website villanova.com
 Twitter twitter.com/NovaAthletics
 Facebook facebook.com/NovaAthletics
 Stadium Villanova Stadium
 Stadium Capacity 12,000
 Stadium Surface Artificial Grass
 President Rev. Peter M. Donohue, OSA
 Athletics Director Vince Nicastro
 Head Coach Andy Talley (Southern Connecticut, 1967)
 Football Contact Dean Kenefick, Associate Athletics Director/Communications
 Football Contact Office Phone/Email 610-519-6514/dean.kenefick@villanova.edu
 Offensive Starters Returning/Lost 11/0
 Defensive Starters Returning/Lost 10/1

2011 Results (2-9, 1-7 CAA)

Home Stadium: Villanova Stadium (12,000)

Home: 1-5 Away: 1-4 vs. Top 25 (TSN/F): 0-6 vs. Top 25 (Coach): 0-6
 Total Home Attendance: 52,694 Average Home Attendance: 8,782

Sept. 1	{14/13}	at Temple {ESPN3}	L 7-42	32,638
Sept. 10	{20/19}	*at Towson	L 10-31	7,696
Sept. 17	{rv/rv}	Monmouth	L 9-20	11,817
Sept. 24	{rv/rv}	Penn {rv/rv} (Franklin Field)	W 30-21	10,071
Oct. 1	{rv/-}	*William and Mary {TCN/CSN-NE/COX11} {11/10}	L 16-20	6,027
Oct. 8		*at New Hampshire {6/7}	L 17-47	5,760
Oct. 15		*at James Madison {13/13}	L 10-34	25,047
Oct. 22		*Old Dominion {21/22}	L 14-37	7,471
Oct. 29		*Maine {8/12}	L 25-41	3,201
Nov. 5		*at Massachusetts {TCN/CSN-NE} {rv/rv}	W 35-17	10,012
Nov. 19		*Delaware {TCN/CSS} {15/17} (PPL Park)	L 16-26	14,107

CAA Team's Coaches & Sports Network Rankings listed prior to Opponent/Opponent's Coaches & Sports Network Rankings listed after Opponent at time game was played



**WILDCATS HEAD COACH
 ANDY TALLEY
 27 SEASONS (1985-2011)**


Collegiate Overall Record (Years) 218-134-2 (32 years)
 Record at CAA Football Schools (Years) 190-116-1 (27 years)
 Record in CAA Football Games (Years) 113-82 (27 years)

Villanova Coaching Staff

Mark Ferrante Assistant Head Coach/Offensive Line
 Sam Venuto Offensive Coordinator/Quarterbacks
 Billy Crocker Defensive Coordinator/Linebackers
 Brian Flinn Wide Receivers/Recruiting Coordinator
 Rocco Bellantoni Defensive Line/Special Teams Coordinator
 Tony Trisciani Secondary
 Darrius Smith Running Back
 David Riede Cornerbacks/Coordinator of Football Recruiting
 Ian Mitchell Offensive Assistant
 Cole Glennon Defensive Assistant

2012 Schedule

Date	Opponent	Location	Series Record
Aug. 31	at Temple	Philadelphia, Pa.	15-14-2
Sept. 8	Fordham	Villanova, Pa.	19-3-4
Sept. 15	*Rhode Island	Villanova, Pa.	14-3
Sept. 22	at Penn	Philadelphia, Pa.	11-5
Sept. 29	*at Maine	Orono, Maine	7-8
Oct. 6	*Richmond	Villanova, Pa.	21-9
Oct. 13	*at Old Dominion	Norfolk, Va.	0-1
Oct. 20	*at Georgia State	Atlanta, Ga.	First Meeting
Oct. 27	*Towson	Villanova, Pa.	5-3
Nov. 10	*James Madison	Villanova, Pa.	9-11
Nov. 17	*at Delaware	Newark, Del.	23-21-1





ANTOINE LEWIS
 SOMERS POINT, N.J.
 MAINLAND HIGH SCHOOL

DL	6-3	275	JR
----	-----	-----	----

YEAR	GP	S-A-Tackles	SK/TFL	Int	PBU	FF/FR
2010	14	23-25-48	1.5/4.0	0	0	1/0
2011	11	24-20-44	1.0/3.5	0	0	1/2
Career	25	47-45-92	2.5/7.5	0	0	2/2

- Has started all 25 games of his career
- Registered 44 tackles (24 solo), 3.5 tackles for loss, 2 fumble recoveries, 1 forced fumble and 1 sack in 2011
- Earned 2010 third team All-CAA honors



DAN SHIREY
 FEASTERVILLE, PA.
 NESHAMINY HIGH SCHOOL

OL	6-2	280	SR
----	-----	-----	----

- 2011 first team All-CAA
- Named second team All-CAA in 2010
- 2012 Team Captain
- Has started 34 of the 37 games he has played in




DILLON LUCAS
 MEDFORD, N.J.
 SHAWNEE HIGH SCHOOL

LB	6-1	225	SO
----	-----	-----	----

YEAR	GP	S-A-Tackles	SK/TFL	Int	PBU	FF/FR
2011	11	46-46-92	2.0/3.0	0	1	0/0
Career	11	46-46-92	2.0/3.0	0	1	0/0

- Earned 2011 CAA Defensive Rookie of the Year honors
- Garnered 2011 third team All-CAA accolades
- Led Villanova in 2011 in tackles with 92 total stops, including 51 solo tackles
- 92 tackles are the most by any freshman in FCS football
- Was a finalist for the Jerry Rice Award which is given to the most outstanding freshman in FCS football



NORMAN WHITE
 HAMMONTON, N.J.
 ST. JOSEPH'S HIGH SCHOOL

WR	6-3	215	SR
----	-----	-----	----

YEAR	GP	No.	Yds	TD	Long	Avg/G	Avg/C
2008	12	8	94	0	35	7.83	11.75
2009	15	17	251	2	31	16.73	14.76
2010	14	69	886	11	54	63.29	12.84
2011		Medical Redshirt					
Career	41	94	1231	13	54	30.02	13.10

- Returns to action after missing all of last year with a foot injury
- 2010 first team All-CAA
- Led team in receiving last year with 69 catches for 886 yards and 11 touchdowns
- Averaged 12.8 yards per catch last season
- Finished second on the team in scoring last year with 66 points
- 2012 Team Captain

Playing Career

1964-67Southern Connecticut University

Coaching Career

1967-68 Assistant Coach, Simsbury (Conn.) High School
 1969 Secondary, Springfield College
 1970-72 Backfield, Middlebury College
 1973-78 Backfield, Brown University
 1979-83 Head Coach, St. Lawrence University
 1984- Head Coach, Villanova University

Personal

Birthdate

April 6, 1943

Hometown

Berwyn, Pa.

Alma Mater


Southern Connecticut '67

Wife

Arlene

Children

Josh, Gina



Talley's Year-By-Year Record

Year	School	Record	Conf./Finish	Postseason
1979	St. Lawrence	3-6		
1980	St. Lawrence	5-4		
1981	St. Lawrence	5-4		
1982	St. Lawrence	10-1		NCAA (D-III) Semis
1983	St. Lawrence	5-3-1		
St. Lawrence Totals		28-18-1 (.606)		
1985	Villanova	4-0		
1986	Villanova	8-1		
1987	Villanova	6-4		
1988	Villanova	5-5-1	4-4/T3rd	
1989	Villanova	8-4	6-2/T1st	NCAA
1990	Villanova	6-5	5-3/T2nd	
1991	Villanova	10-2	7-1/T1st	NCAA
1992	Villanova	9-3	6-2/2nd	NCAA
1993	Villanova	3-8	1-7/6th (Mid-Atlantic)	
1994	Villanova	5-6	2-6/T4th (Mid-Atlantic)	
1995	Villanova	3-8	2-6/T5th (Mid-Atlantic)	
1996	Villanova	8-4	6-2/T2nd (Mid-Atlantic)	NCAA
1997	Villanova	12-1	8-0/1st (Mid-Atlantic)	NCAA Qtrs
1998	Villanova	6-5	4-4/T2nd (Mid-Atlantic)	
1999	Villanova	7-4	6-2/3rd	
2000	Villanova	5-6	3-5/T7th	
2001	Villanova	8-3	7-2/T1st	
2002	Villanova	11-4	6-3/T3rd	NCAA Semis
2003	Villanova	7-4	5-4/T4th	
2004	Villanova	6-5	3-5/4th (South)	
2005	Villanova	4-7	2-6/6th (South)	
2006	Villanova	6-5	5-3/2nd (South)	
2007	Villanova	7-4	5-3/T3rd (South)	
2008	Villanova	10-3	7-1/2nd (South)	NCAA Qtrs
2009	Villanova	14-1	7-1/T1st (South)	NCAA Champions
2010	Villanova	9-5	5-3/T3rd	NCAA Semis
2011	Villanova	2-9	1-7/9th	
Villanova Totals		190-116-1 (.621)		
Career Record		218-134-2 (.619)		

All-Time Villanova Coaching Records

Coach	Years	Record	Pct.	Conf.	Pct.
Michael J. Murphy	1894	1-0	1.000		
James A. McDonald	1895-96	14-6	.700		
John F. Bagley	1897-98	5-9-2	.375		
Richard F. Nallin	1899	7-2-1	.750		
John A. Powers	1900	5-1-3	.722		
John J. Egan	1901	2-3	.400		
Timothy M. O'Rourke	1902	4-3	.571		
Martin L. Caine	1903	2-2	.500		
Fred J. Crolius	1904-11	15-38-5	.302		
Charles McGeehan	1912	3-3	.500		
Thomas St. Germaine	1913	4-2-1	.643		
Frank A. Sommer	1914-15, 24	12-9-2	.565		
Edward M. Bennis	1916	1-8	.111		
Thomas M. Reap	1917-20	9-12-5	.442		
Allie C. Miller	1921-22	11-4-3	.694		
Hugh V. McGeehan	1923	0-7-1	.063		
Harry Stuhldreder	1925-35	65-25-9	.702		
Maurice J. Smith	1936-42	41-17-3	.697		
Jordan A. Olivar	1943-48	33-20-2	.618		
James R. Leonard	1949-50	12-6	.666		
Arthur F. Raimo	1951-53	16-10-1	.611		
Francis X. Reagan	1954-59	16-36	.308		
Alexander F. Bell	1960-66	35-30	.538		
John C. Gregory	1967-69	16-13	.551		
Louis A. Ferry	1970-74	20-26-1	.436		
James C. Weaver	1974	3-5	.375		
Richard Bedesem	1975-80	30-35-1	.462		
Andy Talley	1985-	190-116-1	.621	113-82	.579

2012 Team Information

Total No. of Starters Returning: 22

Offense: 11

.....	WR - Jamal Abdur-Rahman
.....OG - Josh Bucci
.....OG - Ross Hall
.....OT - Vince Kowalski
.....	RB - Austin Medley
.....	TE - Earnest Pettway
.....QB - Chris Polony
.....OC - Dan Shirey
.....OT - Bill Vogel
.....	WR - Norman White
.....WR - Dorian Wells

Defense: 10

.....SS - Ronnie Akins
.....LB - Devon Bridges
.....DE - Rakim Cox
.....LB - Joey Harmon
.....CB - Craig James
.....DE - Marlon Johnson
.....DL - Antoine Lewis
.....WS - Eric Loper
.....LB - Dillon Lucas
.....FS - Joe Sarnese

Special Teams: 1

.....PK/P - Mark Hamilton
-------	---------------------------

Total No. of Starters Lost: 2

Offense: 0

.....CB - James Pitts
-------	-----------------------

Special Teams: 1

.....PK - Nick Yako
-------	---------------------

NOTE: Special Teams include kickers and punters only.

2012 Newcomers

Name	Pos.	Ht./Wt.	Hometown/HS (Last School)
Mike Burke	WR	6-2/200	Columbia, Pa./Columbia
Austin Calitro	LB	6-1/230	Danbury, Conn./Danbury
Don Cherry	LB	6-2/230	Trumbull, Conn./Trumbull
Nico D'Angelo	OL	6-3/275	Margate, N.J./Holy Spirit
Jonathan Green	OL	6-2/295	Ashland, Pa./North Schuylkill
Shayne Jones	DB	6-0/190	Hillsborough, N.J./Immaculata
Tanoh Kpassagnon	DL	6-7/245	Ambler, Pa./Wissahickon
CJ Logan	DB	5-11/190	Watertown, Mass./Northfield Mt. Hermon
Corey Majors	LB	6-1/240	Levittown, Pa./Worcester Academy
Cameron McCurry	DB	6-0/215	Orange Park, Fla./Fleming Island
Patrick McGown	DL	6-5/230	Valencia, Calif./Sierra Canyon School
Jake Prus	OL	6-6/260	Pilesgrove, N.J./Woodstown
Bradley Seaton	OL	6-8/280	Bronx, N.Y./Brunswick School
Gary Underwood	RB	6-0/215	Cincinnati, Ohio/Winton Woods
Aaron Wells	RB	5-8/180	Ellicott City, Md./River Hill
Javon White	RB	5-10/180	Telford, Pa./Souderton
TJ White	LB	6-2/220	West Chester, Pa./B. Reed Henderson

* Transfer Student-Athlete enrolled at Villanova Spring 2012

Year-By-Year Results

Year	Overall	Conference	Coach	Year	Overall	Conference	Coach
1894	1-0		Michael J. Murphy	1960	2-8		Alexander F. Bell
1895	4-2		James A. McDonald	1961	8-2		Alexander F. Bell
1896	10-4		James A. McDonald	1962	7-3		Alexander F. Bell
1897	3-5-1		John F. Bagley	1963	5-4		Alexander F. Bell
1898	2-4-1		John F. Bagley	1964	6-2		Alexander F. Bell
1899	7-2-1		Richard F. Nallin	1965	1-8		Alexander F. Bell
1900	5-1-3		John A. Powers	1966	6-3		Alexander F. Bell
1901	2-3		John J. Egan	1967	4-6		John C. Gregory
1902	4-3		Timothy O'Rourke	1968	6-4		John C. Gregory
1903	2-2		Martin L. Caine	1969	6-3		John C. Gregory
1904	4-2-1		Fred J. Crolius	1970	9-2		Louis A. Ferry
1905	3-7		Fred J. Crolius	1971	6-4-1		Louis A. Ferry
1906	3-7		Fred J. Crolius	1972	2-9		Louis A. Ferry
1907	1-5-1		Fred J. Crolius	1973	3-8		Louis A. Ferry
1908	1-6		Fred J. Crolius	1974	3-8	James C. Weaver/	Louis A. Ferry
1909	3-2		Fred J. Crolius	1975	4-7		Richard Bedesem
1910	0-4-2		Fred J. Crolius	1976	6-4-1		Richard Bedesem
1911	0-5-1		Fred J. Crolius	1977	4-7		Richard Bedesem
1912	3-3		Charles McGeehan	1978	5-6		Richard Bedesem
1913	4-2-1		Thomas St. Germaine	1979	5-6		Richard Bedesem
1914	4-3-1		Frank A. Sommer	1980	6-5		Richard Bedesem
1915	6-1		Frank A. Sommer	1985	5-0		Andy Talley
1916	1-8		Edward M. Bennis	1986	8-1		Andy Talley
1917	0-3-2		Thomas M. Reap	1987	6-4		Andy Talley
1918	3-2		Thomas M. Reap	1988	5-5-1	4-3	Andy Talley
1919	5-3-1		Thomas M. Reap	1989	8-4	6-2	Andy Talley
1920	1-4-2		Thomas M. Reap	1990	6-5	5-3	Andy Talley
1921	6-1-2		Allie C. Miller	1991	10-2	7-1	Andy Talley
1922	5-3-1		Allie C. Miller	1992	9-3	6-2	Andy Talley
1923	0-7-1		Hugh V. McGeehan	1993	3-8	1-7	Andy Talley
1924	2-5-1		Frank A. Sommer	1994	5-6	2-6	Andy Talley
1925	6-2-1		Harry Stuhldreher	1995	3-8	2-6	Andy Talley
1926	6-2-1		Harry Stuhldreher	1996	8-4	6-2	Andy Talley
1927	6-1		Harry Stuhldreher	1997	12-1	8-0	Andy Talley
1928	7-0-1		Harry Stuhldreher	1998	6-5	4-4	Andy Talley
1929	7-2-1		Harry Stuhldreher	1999	7-4	6-1	Andy Talley
1930	5-5		Harry Stuhldreher	2000	5-6	3-5	Andy Talley
1931	4-3-2		Harry Stuhldreher	2001	8-3	7-2	Andy Talley
1932	7-2		Harry Stuhldreher	2002	11-4	6-3	Andy Talley
1933	7-2-1		Harry Stuhldreher	2003	7-4	5-4	Andy Talley
1934	3-4-2		Harry Stuhldreher	2004	6-5	3-5	Andy Talley
1935	7-2		Harry Stuhldreher	2005	4-7	2-6	Andy Talley
1936	7-2-1		Maurice J. Smith	2006	6-5	5-3	Andy Talley
1937	8-0-1		Maurice J. Smith	2007	7-4	5-3	Andy Talley
1938	8-0-1		Maurice J. Smith	2008	10-3	7-1	Andy Talley
1939	6-2		Maurice J. Smith	2009	14-1	7-1	Andy Talley
1940	4-5		Maurice J. Smith	2010	9-5	5-3	Andy Talley
1941	4-4		Maurice J. Smith	2011	2-9	1-7	Andy Talley
1942	4-4		Maurice J. Smith				
1943	5-3		Jordan A. Olivar				
1944	4-4		Jordan A. Olivar				
1945	4-4		Jordan A. Olivar				
1946	6-4		Jordan A. Olivar				
1947	6-3-1		Jordan A. Olivar				
1948	8-2-1		Jordan A. Olivar				
1949	8-1		James R. Leonard				
1950	4-5		James R. Leonard				
1951	5-3		Arthur F. Raimo				
1952	7-1-1		Arthur F. Raimo				
1953	4-6		Arthur F. Raimo				
1954	1-9		Francis X. Reagan				
1955	1-9		Francis X. Reagan				
1956	5-4		Francis X. Reagan				
1957	3-6		Francis X. Reagan				
1958	6-4		Francis X. Reagan				
1959	1-9		Francis X. Reagan				

Quick Facts

Location Williamsburg, Va.
 Enrollment 7,800
 Nickname Tribe
 Website tribeathletics.com
 Twitter twitter.com/TribeAthletics
 Facebook facebook.com (Search: William and Mary Tribe Athletics)
 Stadium Walter J. Zable Stadium at Cary Field
 Stadium Capacity 12,259
 Stadium Surface Artificial Grass
 President W. Taylor Reveley, III
 Athletics Director Edward "Terry" Driscoll
 Head Coach Jimmye Laycock (William and Mary, 1970)
 Football Contact Pete Clawson, Assistant Athletics Director/Communications
 Football Contact Office Phone/Email 757-221-3369/pmclaw@wm.edu
 Offensive Starters Returning/Lost 6/5
 Defensive Starters Returning/Lost 6/5



TRIBE HEAD COACH
JIMMYE LAYCOCK
32 SEASONS (1980-2011)

Collegiate Overall Record (Years) 213-151-2 (32 years)
Record at CAA Football Schools (Years) 213-151-2 (32 years)
Record in CAA Football Games (Years) 91-63 (32 years)

William and Mary Coaching Staff

Zbig Kepa Offensive Coordinator/Wide Receivers
 Scott Boone Defensive Coordinator/Linebackers
 Bob Solderitch Assistant Head Coach/Offensive Line
 Trevor Andrews Recruiting Coordinator/Defensive Line
 David Corley Quarterbacks
 Tom Clark Defensive Backs
 Chris Barclay Running Backs
 John Bowes Defensive Backs/Defensive Assistant
 Mike Godsil Tight Ends/Fullbacks
 Trey Henderson Linebackers/Video Coordinator

2011 Results (5-6, 3-5 CAA)

Home Stadium: Zable Stadium (12,259)


Home: 2-3 Away: 3-3 vs. Top 25 (TSN/F): 1-4 vs. Top 25 (Coach): 1-4
 Total Home Attendance: 55,068 Average Home Attendance: 11,014

Sept. 3	{3/4}	at Virginia [ESPN3]	L 3-40	51,956
Sept. 10	{5/5}	at VMI	W 24-7	5,786
Sept. 17	{4/5}	New Haven	W 13-10	8,649
Sept. 24	{6/5}	*James Madison [CSN-MA/CSN-NE] {12/10}	L 14-20	12,259
Oct. 1	{11/10}	*at Villanova [TCN/CSN-NE/COX11] {rv/-}	W 20-16	6,027
Oct. 8	{9/9}	*at Delaware {13/11}	L 0-21	17,808
Oct. 15	{16/15}	*New Hampshire [CSN-MA/CSN-NE] {6/6}	W 24-10	9,642
Oct. 22	{14/15}	*Towson {15/17}	L 27-38	12,259
Nov. 5	{19/21}	*at Rhode Island	L 21-24	7,014
Nov. 12	{rv/rv}	*Old Dominion [COX11/COXNova/CSN-MA+] {11/11}	L 31-35	12,259
Nov. 19	{rv/rv}	*at Richmond [CSN-MA]	W 25-23	8,700

CAA Team's Coaches & Sports Network Rankings listed prior to Opponent/Opponent's Coaches & Sports Network Rankings listed after Opponent at time game was played

2012 Schedule

Date	Opponent	Location	Series Record
Sept. 1	at Maryland	College Park, Md.	2-2
Sept. 8	Lafayette	Williamsburg, Va.	First Meeting
Sept. 15	*at Towson	Towson, Md.	7-1
Sept. 22	*Delaware	Williamsburg, Va.	15-21
Sept. 29	*Georgia State	Williamsburg, Va.	First Meeting
Oct. 6	at Penn	Philadelphia, Pa.	4-1
Oct. 13	*at James Madison	Harrisonburg, Va.	15-19
Oct. 27	*Maine	Williamsburg, Va.	7-2
Nov. 3	*at New Hampshire	Durham, N.H.	13-2
Nov. 10	*at Old Dominion	Norfolk, Va.	1-1
Nov. 17	*Richmond	Williamsburg, Va.	61-55-5



DANTECOOK




RYANMOODY



MATTCRISAFI



B.W.WEBB




DANTE COOK
 FREDERICKSBURG, VA.
 STAFFORD HIGH SCHOOL

LB	5-11	222	SR
----	------	-----	----

YEAR	GP	S-A-Tackles	SK/TFL	Int	PBU	FF/FR
2009	14	13-15-28	0.0/0.0	0	1	0/1
2010	11	57-54-111	4.0/9.0	2	2	1/1
2011	8	35-29-64	0.5/5.5	0	0	0/0
Career	33	105-98-203	4.5/14.5	2	3	1/2

- All-CAA Second Team selection as a sophomore in 2010 after ranking fourth in the conference with 10.1 tackles per game
- Battled injuries in 2011 but appeared in eight games and ranked fourth on the team with 64 tackles
- 2011 Preseason All-America selection by The Sports Network
- Career stats include 203 tackles, 14.5 tackles for a loss, 4.5 sacks and two interceptions (both returned for touchdowns)
- 2012 CAA Academic All-Conference Team



RYAN MOODY
 ASHBURN, VA.
 STONE BRIDGE HIGH SCHOOL

WR	5-11	175	SR
----	------	-----	----

YEAR	GP	No.	Yds	TD	Long	Avg/G	Avg/C
2009	2	3	70	0	48	35.00	23.33
2010	12	47	731	2	47	60.92	15.55
2011	6	10	174	0	38	29.00	17.40
Career	20	60	975	2	48	48.75	16.25

- All CAA Second Team selection as a sophomore in 2010 after leading team with 47 receptions for 731 yards
- Ranked fifth in the CAA as a sophomore with 60.9 receiving yards per game
- Posted three 100-yard receiving games as a sophomore
- Best career performance came at JMU in 2010 when he totaled eight catches for 122 yards with a touchdown
- Limited by injuries in 2011, appearing in just six games with three starts



MATT CRISAFI
 MARIETTA, GA.
 BLESSED TRINITY HIGH SCHOOL

OL	6-4	302	JR
----	-----	-----	----

- Started all 22 games during the past two seasons and will be W&M's starting center in 2012
- Helped W&M ranks second in the CAA in fewest sacks allowed (19) last season
- Two-time CAA Academic All-Conference Team selection



B.W. WEBB
 NEWPORT NEWS, VA.
 WARWICK HIGH SCHOOL

DB	5-11	180	SR
----	------	-----	----

YEAR	GP	S-A-Tackles	SK/TFL	Int	PBU	FF/FR
2009	14	16-7-23	0.0/3.0	8	3	0/0
2010	12	24-18-42	0.0/0.5	1	5	0/0
2011	11	24-16-40	0.0/3.0	2	3	0/0
Career	37	64-41-105	0.0/6.5	11	11	0/0

- Two-time first-team All-CAA cornerback (2010, 2011)
- Ranks eighth in career interceptions at W&M (11)
- Totaled six All-CAA honors during his career
- All-CAA punter returner in 2009 and 2010
- 2009 CAA Defensive Rookie of the Year

Playing Career

1967-69 College of William and Mary

Coaching Career

1970..... Offensive Coordinator, Newport News (Va.) High School
 1971-72 Graduate Assistant, Clemson University
 1973-74 Offensive Backfield, The Citadel
 1975-76 Quarterbacks, Memphis State University
 1977-79 Offensive Coordinator, Clemson University
 1980- Head Coach, College of William and Mary

Personal

Birthdate
 February 6, 1948

Hometown
 Hamilton, Va.

Alma Mater
 William and Mary '70

Wife
 Deidre Connelly

Children
 Melanie, Michael, Mary Louise, James



Laycock's Year-By-Year Record

Year	School	Record	Conf./Finish	Postseason
1980	William and Mary	2-9		
1981	William and Mary	5-6		
1982	William and Mary	3-8		
1983	William and Mary	6-5		
1984	William and Mary	6-5		
1985	William and Mary	7-4		
1986	William and Mary	9-3		NCAA
1987	William and Mary	5-6		
1988	William and Mary	6-4-1		Epson Ivy Bowl
1989	William and Mary	8-3-1		NCAA
1990	William and Mary	10-3		NCAA Qtrs
1991	William and Mary	5-6		
1992	William and Mary	9-2		Epson Ivy Bowl
1993	William and Mary	9-3	7-1/1st (Mid-Atlantic)	NCAA
1994	William and Mary	8-3	6-2/T1st (Mid-Atlantic)	
1995	William and Mary	7-4	5-3/T3rd (Mid-Atlantic)	
1996	William and Mary	10-3	7-1/1st (Mid-Atlantic)	NCAA Qtrs
1997	William and Mary	7-4	4-4/T4th (Mid-Atlantic)	
1998	William and Mary	7-4	4-4/T2nd (Mid-Atlantic)	
1999	William and Mary	6-5	5-3/T4th	
2000	William and Mary	5-6	4-4/T4th	
2001	William and Mary	8-4	7-2/T1st	NCAA
2002	William and Mary	6-5	5-4/5th	
2003	William and Mary	5-5	4-4/6th	
2004	William and Mary	11-3	7-1/T1st (South)	NCAA Semis
2005	William and Mary	5-6	3-5/T3rd (South)	
2006	William and Mary	3-8	1-7/6th (South)	
2007	William and Mary	4-7	2-6/5th (South)	
2008	William and Mary	7-4	5-3/4th (South)	
2009	William and Mary	11-3	6-2/2nd (South)	NCAA Semis
2010	William and Mary	8-4	6-2/T1st	NCAA 2nd Round
2011	William and Mary	5-6	3-5/7th	

William and Mary Totals 213-151-2 (.585)
Career Record 213-151-2 (.585)

All-Time William and Mary Coaching Records

Coach	Years	Record	Pct.	Conf.	Pct.
No Coach	1893-94, 01-02	5-4-2	.545		
R. Armstrong	1896	0-2	.000		
W.J. King	1897-98, 00	2-4	.250		
W.J. Burke	1899	2-3	.400		
H.J. Duvall	1903	3-3	.500		
J.M. Blanchard	1904-05, 10	7-11-1	.395		
James H. Barry	1906-07	8-11	.421		
G.E. O'Hearn	1908-09	9-10-1	.475		
W.J. Young	1911-12	1-11-1	.115		
D.W. Draper	1913-15	2-21	.087		
S.H. Hubbard	1916	2-5-2	.333		
H.J. Young	1917	3-5	.375		
V.M. Geddy	1918	0-1	.000		
J.G. Driver	1919-20	6-11	.353		
W.E. Fincher	1921	4-3-1	.563		
Bill Ingram	1922	6-3	.667		
J.W. Tasker	1923-27	31-17-2	.440		
Branch Bocock	1928-30, 36-37	26-20-3	.561		
John Kellison	1931-34, 38	24-24-2	.500		
Tommy Dowler	1935	3-4-3	.450		
Carl M. Voyles	1939-42	29-7-3	.782		
Rube McCray	1944-50	45-22-3	.664		
Marvin Bass	1951	7-3	.700		
Jack Freeman	1952-56	14-29-5	.344		
Milt Drewer	1957-63	21-46-2	.319		
Marv Levy	1964-68	23-25-2	.480		
Lou Holtz	1969-71	13-20	.394		
Jim Root	1972-79	39-48-1	.449		
Jimmie Laycock	1980-	213-151-2	.585	91-63	.591

2012 Team Information

Total No. of Starters Returning: 14

Offense: 7

-QB – Brent Caprio
-LG – Matt Crisafi
-QB – Michael Graham
-RT – Robert Gumbita
-WR – Ryan Moody
-LT – Michael Salazar
-RG – Trevor Springman

Defense: 6

-DT – George Beerhalter
-LB – Dante Cook
-LB – Jabrel Mines
-DE – Stephen Sinnott
-SS – Brian Thompson
-CB – B.W. Webb

Special Teams: 1

-PK/P – Drake Kuhn

Total No. of Starters Lost: 10

Offense: 5

-TE – Alex Gottlieb
-RB – Jonathan Grimes
-WR – D.J. Mangas
-FB – Kyle O'Brien
-C – James Pagliaro

Defense: 5

-DE – Marcus Hyde
-FS – Jake O'Connor
-DT – Harold Robertson III
-LB – Jake Trantin
-CB – Terrell Wells

Special Teams: 0

NOTE: Special Teams include kickers and punters only.

2012 Newcomers

Name	Pos.	Ht./Wt.	Hometown/HS (Last School)
Kendell Anderson	RB	5-9/180	Herndon, Va./Westfield High School
Tyler Claytor	DL	6-3/270	Snellville, Ga./Shiloh High School
Steve Cluley	QB	6-3/205	Manasquan, N.J./Wall High School
Grey Congo	DL	6-2/275	Bowie, Md./Gonzaga College High School
Avon "AJ" Davey	DL	6-2/260	Frederick, Md./Governor Thomas Johnson HS
Chris Donald	LB/DE	6-3/245	Oceanport, N.J./Red Bank Catholic High School
Kevin Hart	WR	6-1/192	Pittsburgh, Pa./Seton-La Salle High School
Marcus Harvey	DB/LB	6-2/195	Great Falls, Va./Langley High School
Kevin Jennings	OL	6-2/275	Richmond, Va./Hermitage High School
Dom Martinelli	OL	6-4/310	McKees Rocks, Pa./Montour High School
Cameron Ramirez	DB	5-10/170	Mitchellville, Md./DeMatha Catholic High School
Lonnie "Trey" Reed	DB	5-8/160	Stafford, Va./Colonial Forge High School

Year-By-Year Results

Year	Overall	Conference	Coach	Year	Overall	Conference	Coach
1893	2-1		None	1960	2-8		Milt Drewler
1894	0-1		None	1961	1-9		Milt Drewler
1896	0-2		R. Armstrong	1962	4-5-1		Milt Drewler
1897	0-1		W.J. King	1963	4-6		Milt Drewler
1898	1-1		W.J. King	1964	4-6		Marv Levy
1899	2-3		W.J. Burke	1965	6-4		Marv Levy
1900	1-2		W.J. King	1966	5-4-1		Marv Levy
1901	2-1-1		None	1967	5-4-1		Marv Levy
1902	1-1-1		None	1968	3-7		Marv Levy
1903	1-3		H.J. Duvall	1969	3-7		Lou Holtz
1904	3-3		J.M. Blanchard	1970	5-7		Lou Holtz
1905	2-4-1		J.M. Blanchard	1971	5-6		Lou Holtz
1906	3-7		James H. Barry	1972	5-6		Jim Root
1907	6-4		James H. Barry	1973	6-5		Jim Root
1908	4-6-1		G.E. O'Hearn	1974	4-7		Jim Root
1909	6-4		G.E. O'Hearn	1975	2-9		Jim Root
1910	1-7-1		J.M. Blanchard	1976	7-4		Jim Root
1911	1-5-2		W.J. Young	1977	6-5		Jim Root
1912	0-7		W.J. Young	1978	5-5-1		Jim Root
1913	0-5-1		D.W. Draper	1979	4-7		Jim Root
1914	1-7		D.W. Draper	1980	2-9		Jimmy Laycock
1915	0-9-1		D.W. Draper	1981	5-6		Jimmy Laycock
1916	2-5-2		S.H. Hubbard	1982	3-8		Jimmy Laycock
1917	3-5		H.J. Young	1983	6-5		Jimmy Laycock
1918	0-2		V.M. Geddy	1984	6-5		Jimmy Laycock
1919	2-6-1		J.G. Driver	1985	7-4		Jimmy Laycock
1920	4-5		J.G. Driver	1986	9-3		Jimmy Laycock
1921	4-3-1		W.E. Fincher	1987	5-6		Jimmy Laycock
1922	6-3		Bill Ingram	1988	6-4-1		Jimmy Laycock
1923	7-3		J.W. Tasker	1989	8-3-1		Jimmy Laycock
1924	5-2-1		J.W. Tasker	1990	10-3		Jimmy Laycock
1925	7-4		J.W. Tasker	1991	5-6		Jimmy Laycock
1926	7-3		J.W. Tasker	1992	9-2		Jimmy Laycock
1927	4-5-1		J.W. Tasker	1993	9-3	7-1	Jimmy Laycock
1928	6-3-2		Branch Bocock	1994	8-3	6-2	Jimmy Laycock
1929	8-2		Branch Bocock	1995	7-4	5-3	Jimmy Laycock
1930	7-2-1		Branch Bocock	1996	10-3	7-1	Jimmy Laycock
1931	5-2-2		John Kellison	1997	7-4	4-4	Jimmy Laycock
1932	8-4		John Kellison	1998	7-4	4-4	Jimmy Laycock
1933	6-5		John Kellison	1999	6-5	5-3	Jimmy Laycock
1934	2-6		John Kellison	2000	5-6	4-4	Jimmy Laycock
1935	3-4-3		Tommy Dowler	2001	8-4	7-2	Jimmy Laycock
1936	1-8		Branch Bocock	2002	6-5	5-4	Jimmy Laycock
1937	4-5		Branch Bocock	2003	5-5	4-4	Jimmy Laycock
1938	2-7		John Kellison	2004	11-3	7-1	Jimmy Laycock
1939	6-2-1		Carl M. Voyles	2005	5-6	3-5	Jimmy Laycock
1940	6-2-1		Carl M. Voyles	2006	3-8	1-7	Jimmy Laycock
1941	8-2		Carl M. Voyles	2007	4-7	2-6	Jimmy Laycock
1942	9-1-1		Carl M. Voyles	2008	7-4	5-3	Jimmy Laycock
1943			No schedule due to World War II	2009	11-3	6-2	Jimmy Laycock
1944	5-2-1		Rube McCray	2010	8-4	6-2	Jimmy Laycock
1945	6-3		Rube McCray	2011	5-6	3-5	Jimmy Laycock
1946	8-2		Rube McCray				
1947	9-2		Rube McCray				
1948	7-2-2		Rube McCray				
1949	6-4		Rube McCray				
1950	4-7		Rube McCray				
1951	7-3		Marvin Bass				
1952	4-5		Jack Freeman				
1953	5-4-1		Jack Freeman				
1954	4-4-2		Jack Freeman				
1955	1-7-1		Jack Freeman				
1956	0-9-1		Jack Freeman				
1957	4-6		Milt Drewler				
1958	2-6-1		Milt Drewler				
1959	4-6		Milt Drewler				

2011 Standings

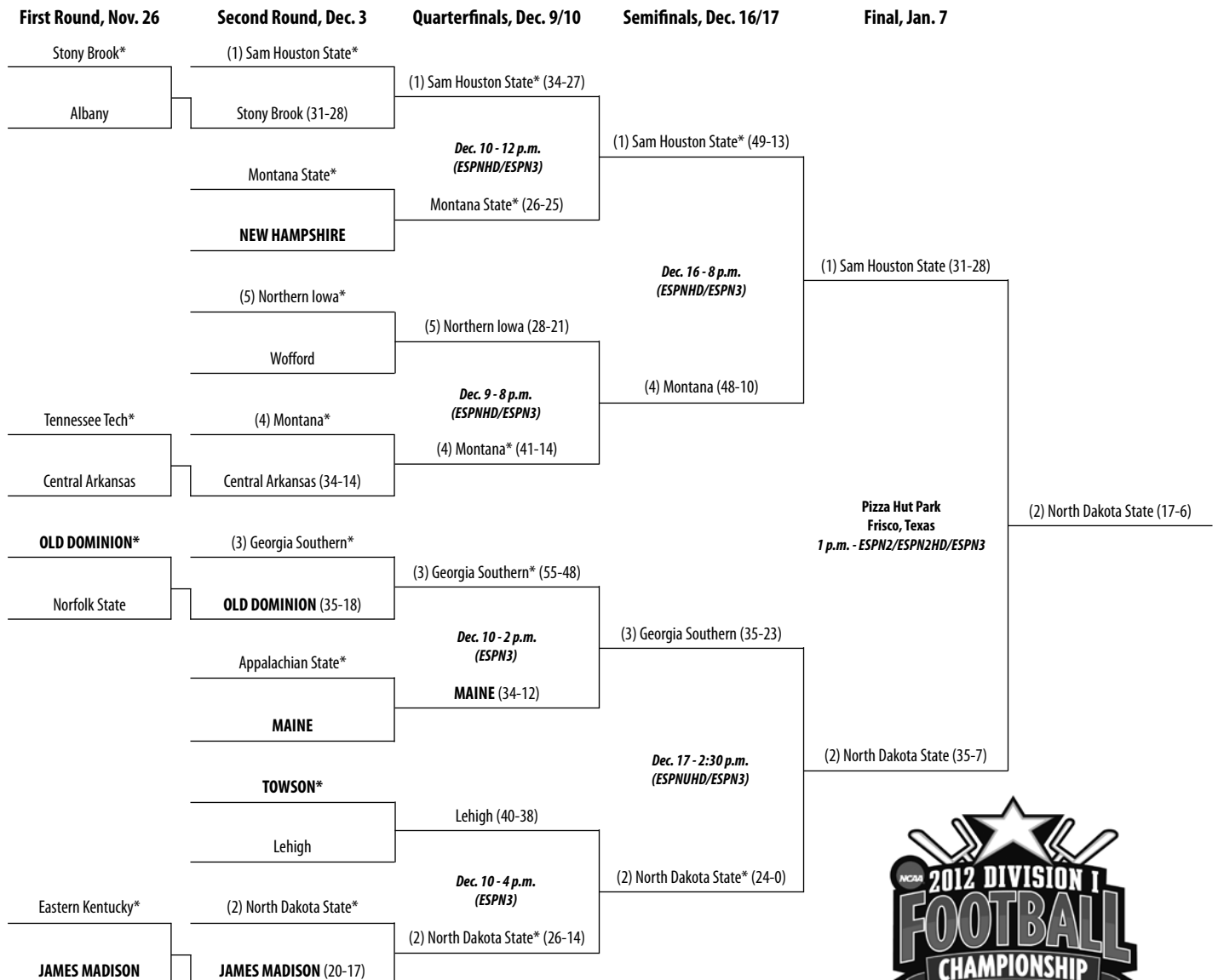
TEAMS	-----CONFERENCE-----				-----OVERALL-----				Home	Away	Neutral	Streak
	W-L	Pct.	PF	PA	W-L	Pct.	PF	PA				
Towson*!	7-1	.875	293	224	9-3	.750	418	312	5-2	4-1	0-0	Lost 1
Old Dominion!	6-2	.750	268	215	10-3	.769	477	361	6-1	4-2	0-0	Lost 1
Maine!	6-2	.750	236	200	9-4	.692	381	310	4-1	5-3	0-0	Lost 1
New Hampshire!	6-2	.750	260	222	8-4	.667	394	379	5-0	2-4	1-0	Lost 1
James Madison!	5-3	.625	204	137	8-5	.615	289	255	4-1	4-4	0-0	Lost 1
Delaware	5-3	.625	194	163	7-4	.636	284	220	5-1	1-3	1-0	Won 3
William and Mary	3-5	.375	162	187	5-6	.455	202	244	2-3	3-3	0-0	Won 1
Rhode Island	2-6	.250	187	239	3-8	.273	243	312	3-2	0-6	0-0	Lost 2
Villanova	1-7	.125	143	253	2-9	.182	189	336	1-4	1-4	0-1	Lost 1
Richmond	0-8	.000	168	249	3-8	.273	246	295	2-4	1-4	0-0	Lost 8
Massachusetts	0-0	.000	194	220	5-6	.455	277	307	2-2	3-3	0-1	Lost 3

* - CAA Football Champion

! - NCAA Playoff Participant

! - Massachusetts' official conference record will be 0-0 and will not occupy a spot in the overall standings

2011-12 NCAA Division I Football Championships



* denotes host institution

First round, Second round, Quarterfinal and Semifinal games will be played on campus sites

2011 All-Conference Teams

2011 CAA Football Major Awards

(as voted on by the head coaches)

OFFENSIVE PLAYER OF THE YEAR

Kevin Decker, New Hampshire, Sr., QB, Armonk, N.Y.

DEFENSIVE PLAYERS OF THE YEAR

Ronnie Cameron, Old Dominion, Sr., DL, Westbury, N.Y.

SPECIAL TEAMS PLAYER OF THE YEAR

Jonathan Grimes, William and Mary, Sr., KR, Palmyra, N.J.

OFFENSIVE ROOKIE OF THE YEAR

Terrance West, Towson, Fr., RB, Baltimore, Md.

DEFENSIVE ROOKIE OF THE YEAR

Dillon Lucas, Villanova, Fr., LB, Medford, N.J.

COACH OF THE YEAR

Rob Ambrose, Towson, Three Seasons

2011 All-CAA Football First Team

(as voted on by the head coaches)

OFFENSE

Position	Player	School	Class
QB	Kevin Decker	New Hampshire	Senior
RB	Jonathan Grimes	William and Mary	Senior
RB	Terrance West	Towson	Freshman
FB/HB	Emil Igwenagu	Massachusetts	Senior
WR	Tre Gray	Richmond	Senior
WR	Nick Mayers	Old Dominion	Junior
WR	Maurice McDonald	Maine	Junior
WR	Julian Talley	Massachusetts	Senior
TE	Alex Gottlieb	William and Mary	Senior
OL	Shea Allard	Delaware	Senior
OL	Gino Gradkowski	Delaware	Senior
OL	Chris Howley	Maine	Junior
OL	James Pagliaro	William and Mary	Senior
OL	Dan Shirey	Villanova	Junior
OL	Earl Watford	James Madison	Junior
PK	Sean Baner	Delaware	Sophomore
KR	Jesse Julmiste	Massachusetts	Senior
PR	Trevor Coston	Maine	Senior

DEFENSE

Position	Player	School	Class
DL	Frank Beltre	Towson	Junior
DL	D.J. Bryant	James Madison	Senior
DL	Ronnie Cameron	Old Dominion	Senior
DL	Brian McNally	New Hampshire	Senior
LB	Matt Evans	New Hampshire	Junior
LB	Tyler Holmes	Massachusetts	Senior
LB	Stephon Robertson	James Madison	Sophomore
LB	Craig Wilkins	Old Dominion	Junior
CB	James Pitts	Villanova	Senior
CB	B.W. Webb	William and Mary	Junior
S	Jordan Dangerfield	Towson	Junior
S	Jerron McMillian	Maine	Senior
P	Jonathan Plisco	Old Dominion	Junior

2011 All-CAA Football Second Team

(as voted on by the head coaches)

OFFENSE

Position	Player	School	Class
QB	Warren Smith	Maine	Senior
RB	Andrew Pierce	Delaware	Sophomore
RB	Dae'Quan Scott	James Madison	Sophomore
FB/HB	Brian Barlow	James Madison	Junior
WR	Anthony Baskerville	Rhode Island	Senior
WR	R.J. Harris	New Hampshire	Freshman
WR	Nihja White	Delaware	Junior

TE	Justin Perillo	Maine	Sophomore
OL	Ricky Archer	New Hampshire	Sophomore
OL	Roane Babington	James Madison	Senior
OL	Jason Foster	Rhode Island	Senior
OL	Henry Glackin	Towson	Senior
OL	Rob McDowell	Delaware	Senior
OL	Josh Spearin	Maine	Junior
PK	Mike MacArthur	New Hampshire	Sophomore
KR	Derrick Joseph	Towson	Freshman
PR	Dae'Quan Scott	James Madison	Sophomore

DEFENSE

Position	Player	School	Class
DL	Michael Atunrase	Delaware	Senior
DL	Michael Cole	Maine	Sophomore
DL	Marcus Hyde	William and Mary	Senior
DL	Willie McGinnis	Rhode Island	Senior
LB	Vinson Givans	Maine	Senior
LB	Darius McMillan	Richmond	Junior
LB	Pat Williams	James Madison	Senior
LB	Paul Worrirow	Delaware	Junior
CB	Travis Hawkins	Delaware	Sophomore
CB	Eriq Lewis	Old Dominion	Freshman
S	Trevor Coston	Maine	Senior
S	Brian Thompson	William and Mary	Junior
P	David Skahn	James Madison	Junior

2011 All-CAA Football Third Team

(as voted on by the head coaches)

OFFENSE

Position	Player	School	Class
QB	Taylor Heinicke	Old Dominion	Freshman
RB	Pushaun Brown	Maine	Senior
RB	Jonathan Hernandez	Massachusetts	Senior
FB/HB	Tyler Wharton	Towson	Senior
WR	Reid Evans	Old Dominion	Junior
WR	Jesse Julmiste	Massachusetts	Senior
WR	Kerby Long	James Madison	Senior
WR	Joey Orlando	New Hampshire	Junior
TE	Rob Blanchflower	Massachusetts	Sophomore
OL	Kyle Bogumil	Rhode Island	Senior
OL	Jeremy Hensley	Old Dominion	Senior
OL	Stephane Milhim	Massachusetts	Junior
OL	Seamus O'Neill	New Hampshire	Sophomore
OL	Eric Pike	Towson	Sophomore
OL	Josh Samuda	Massachusetts	Senior
OL	Nick Speller	Massachusetts	Junior
PK	Jarod Brown	Old Dominion	Sophomore
KR	Jonathan Grimes	William and Mary	Senior
PR	Reid Evans	Old Dominion	Junior

DEFENSE

Position	Player	School	Class
DL	Chris Burnette	Old Dominion	Junior
DL	Kevin Byrne	Massachusetts	Sophomore
DL	Raibonne Charles	Maine	Senior
DL	Lamar Middleton	James Madison	Senior
LB	Doug Johnson	Rhode Island	Junior
LB	Dillon Lucas	Villanova	Freshman
LB	Perry McIntyre	Massachusetts	Junior
LB	Jabrel Mines	William and Mary	Junior
CB	Marcus Burley	Delaware	Junior
CB	Kendall James	Maine	Sophomore
S	Dean Marlowe	James Madison	Freshman
S	Colin Pehanick	Richmond	Senior
P	Mark Hamilton	Villanova	Junior

Active Players in italics

2011 All-Americans

The Sports Network All-Americans

OFFENSE				
Team	Position	Player	School	Class
<i>First Team</i>	<i>RB</i>	<i>Terrance West</i>	<i>Towson</i>	<i>Freshman</i>
First Team	OL	Gino Gradkowski	Delaware	Senior
Second Team	RB	Jonathan Grimes	William and Mary	Senior
Third Team	WR	Tre Gray	Richmond	Senior
DEFENSE				
Team	Position	Player	School	Class
First Team	DL	Ronnie Cameron	Old Dominion	Senior
<i>First Team</i>	<i>LB</i>	<i>Matt Evans</i>	<i>New Hampshire</i>	<i>Junior</i>
<i>Second Team</i>	<i>P</i>	<i>Jonathan Plisco</i>	<i>Old Dominion</i>	<i>Junior</i>

American Football Coaches Association All-Americans

OFFENSE				
Team	Position	Player	School	Class
First Team	OL	Gino Gradkowski	Delaware	Senior
DEFENSE				
Team	Position	Player	School	Class
First Team	DL	Ronnie Cameron	Old Dominion	Senior
First Team	LB	Tyler Holmes	Massachusetts	Senior

Walter Camp Foundation All-Americans

OFFENSE				
Team	Position	Player	School	Class
<i>First Team</i>	<i>RB</i>	<i>Terrance West</i>	<i>Towson</i>	<i>Freshman</i>
DEFENSE				
Team	Position	Player	School	Class
<i>First Team</i>	<i>LB</i>	<i>Matt Evans</i>	<i>New Hampshire</i>	<i>Junior</i>

Associated Press All-Americans

OFFENSE				
Team	Position	Player	School	Class
First Team	AP	Jonathan Grimes	William and Mary	Senior
<i>Second Team</i>	<i>RB</i>	<i>Terrance West</i>	<i>Towson</i>	<i>Freshman</i>
Second Team	OL	Gino Gradkowski	Delaware	Senior
Third Team	WR	Tre Gray	Richmond	Senior
DEFENSE				
Team	Position	Player	School	Class
First Team	LB	Tyler Holmes	Massachusetts	Senior
Second Team	DL	Ronnie Cameron	Old Dominion	Senior
<i>Second Team</i>	<i>LB</i>	<i>Matt Evans</i>	<i>New Hampshire</i>	<i>Junior</i>
<i>Second Team</i>	<i>P</i>	<i>Jonathan Plisco</i>	<i>Old Dominion</i>	<i>Junior</i>

College Sporting News Fabulous Fifty All-Americans

INDIVIDUAL WINNERS				
Honor	Player	School	Class	
<i>Freshman of the Year</i>	<i>Terrance West</i>	<i>Towson</i>	<i>Freshman</i>	
OFFENSE				
Team	Position	Player	School	Class
First Team	RB	Jonathan Grimes	William and Mary	Senior
First Team	OG	Gino Gradkowski	Delaware	Senior
Honorable Mention	WR	Tre Gray	Richmond	Senior
DEFENSE				
Team	Position	Player	School	Class
<i>First Team</i>	<i>LB</i>	<i>Matt Evans</i>	<i>New Hampshire</i>	<i>Junior</i>
Honorable Mention	DL	Ronnie Cameron	Old Dominion	Senior
Honorable Mention	DB	Jerron McMillian	Maine	Senior

College Sports Journal All-Americans

INDIVIDUAL WINNERS				
Honor	Player	School	Class	
<i>Coach of the Year</i>	<i>Rob Ambrose</i>	<i>Towson</i>	<i>Third Season</i>	
<i>Freshman of the Year</i>	<i>Terrance West</i>	<i>Towson</i>	<i>Freshman</i>	
OFFENSE				
Team	Position	Player	School	Class
First Team	RB	Jonathan Grimes	William and Mary	Senior
<i>First Team</i>	<i>RB</i>	<i>Terrance West</i>	<i>Towson</i>	<i>Freshman</i>
First Team	FB	Tyler Wharton	Towson	Junior
First Team	TE	Alex Gottlieb	William and Mary	Senior
First Team	OG	Gino Gradkowski	Delaware	Senior
Honorable Mention	FB	Emil Igwenagu	Massachusetts	Senior
Honorable Mention	QB	Kevin Decker	New Hampshire	Senior
<i>Honorable Mention RB</i>	<i>Andrew Pierce</i>	<i>Delaware</i>	<i>Sophomore</i>	
Honorable Mention	WR	Tre Gray	Richmond	Senior
DEFENSE				
Team	Position	Player	School	Class
First Team	DL	Ronnie Cameron	Old Dominion	Senior
<i>First Team</i>	<i>LB</i>	<i>Matt Evans</i>	<i>New Hampshire</i>	<i>Junior</i>
<i>First Team</i>	<i>SS</i>	<i>Jordan Dangerfield</i>	<i>Towson</i>	<i>Junior</i>
<i>First Team</i>	<i>P</i>	<i>Jonathan Plisco</i>	<i>Old Dominion</i>	<i>Junior</i>
Honorable Mention	CB	James Pitts	Villanova	Senior
Honorable Mention	DL	Frank Beltre	Towson	Senior
Honorable Mention	DL	Brian McNally	New Hampshire	Senior
Honorable Mention	LB	Tyler Holmes	Massachusetts	Senior
Honorable Mention	S	Trevor Coston	Maine	Senior
<i>Honorable Mention P</i>	<i>Mark Hamilton</i>	<i>Villanova</i>	<i>Junior</i>	

Active Players in italics

2011 Overall Schedule & Results

Thursday, September 1

Toledo 58, New Hampshire 22 [ESPN3] {20,106}
Temple 42, Villanova 7 [ESPN3] {32,638}
 Massachusetts 24, Holy Cross 16 [CBSSPN] {15,942}

Saturday, September 3

Navy 40, Delaware 17 [CBSSPN] {34,117}
North Carolina 42, James Madison 10 [RSN-ACC/CSN-MA/ESPN3] {57,000}
Maine 28, Bryant 13 {6,041}
Old Dominion 41, Campbell 14 {19,818}
Virginia 40, William and Mary 3 [ESPN3] {51,956}
Richmond 23, Duke 21 [ESPN3] {32,741}
Towson 42, Morgan State 3 [CSN-MA] {9,756}

Saturday, September 10

*Towson 31, Villanova 10 {7,696}
 Old Dominion 40, Georgia State 17 [CSS/TCN/CSN-NE/CSN-MA+/COX11] {11,701}
 New Hampshire 48, Lehigh 41 (ot) [FCSA (TD)] {7,519}
Pittsburgh 35, Maine 29 [ESPN3] {41,230}
 William and Mary 24, VMI 7 {5,786}
Syracuse 21, Rhode Island 14 [SNY/ESPN3] {36,421}
Delaware 28, West Chester 17 {19,593}
 James Madison 14, Central Connecticut State 9 {25,102}
Richmond 21, Wagner 6 {8,700}

Saturday, September 17

*Massachusetts 36, Rhode Island 27 [CSN-NE/CSN-MA] {11,167}
 Monmouth 20, Villanova 9 {11,817}
Delaware 45, Delaware State 0 {18,011}
 Maine 31, Albany 15 [TWCS] {4,944}
Old Dominion 45, Hampton 42 [COX11 (TD)/CSN-MA (TD)] {19,818}
Richmond 34, VMI 19 {8,700}
 James Madison 27, Liberty 24 [ESPN3/MASN (TD)] {18,878}
William and Mary 13, New Haven 10 {8,649}

Saturday, September 24

*Delaware 27, Old Dominion 17 [TCN/CSN-NE/COX11] {16,789}
 *New Hampshire 45, Richmond 43 [TCN/CSN-NE] {8,700}
 *James Madison 20, William and Mary 14 [CSN-MA/CSN-NE] {12,259}
Boston College 45, Massachusetts 17 [ESPN3] {30,176}
Rhode Island 21, Fordham 17 {3,428}
Towson 42, Colgate 17 {9,919}
Villanova 30, Penn 21 {10,071} (Franklin Field)

Saturday, October 1

*William and Mary 20, Villanova 16 [TCN/CSN-NE/COX11] {6,027}
 *Maine 31, Delaware 17 [WABI] {6,000}
 *James Madison 31, Richmond 7 [TCN/CSN-NE] {25,747}
 *Old Dominion 48, Massachusetts 33 [COX11/COXNova/TCN-MA] {19,818}
New Hampshire 39, Holy Cross 32 {8,307}
 Maryland 28, Towson 3 [RSN-ACC/CSN-MA/ESPN3] {35,573}
Brown 35, Rhode Island 21 [myRITV] {8,534}

Saturday, October 8

*New Hampshire 14, Villanova {5,760}
 *Old Dominion 31, Rhode Island 23 {4,026}
 *Maine 25, James Madison 24 (ot) [TCN/CSN-NE/CSS] {24,023}
 *Delaware 21, William and Mary 0 {17,808}
 *Towson 31, Richmond 28 {7,587}
Massachusetts 42, Central Connecticut State 26 {11,736}

Saturday, October 15

*William and Mary 24, New Hampshire 10 [CSN-MA/CSN-NE] {9,642}
 *Maine 27, Rhode Island 21 [WABI] {7,256}
 *James Madison 34, Villanova 10 {25,047}
 *Massachusetts 21, Delaware 10 [TCN/CSN-NE] {21,902}
 *Towson 39, Old Dominion 35 {19,818}

Saturday, October 22

*Rhode Island 38, Delaware 34 {6,222}
 *New Hampshire 27, Massachusetts 21 (Foxborough, Mass.) [CSN-NE/CSN-MA] {24,022}
 *Maine 23, Richmond 22 {8,700}
 *Old Dominion 37, Villanova 14 {7,471}
 *Towson 38, William and Mary 27 {12,259}

Saturday, October 29

*Old Dominion 23, James Madison 20 [CSN-MA] {19,818}
 *New Hampshire 31, Rhode Island 24 [CSN-NE] {10,554}
 *Massachusetts 28, Richmond 7 {8,700}
 *Maine 41, Villanova 25 {3,201}
 *Delaware 35, Towson 30 [TCN/CSN-NE] {8,122}

Saturday, November 5

*New Hampshire 28, James Madison 10 {4,466}
 *Towson 40, Maine 30 [WABI/CSN-MA+] {5,258}
 *Rhode Island 24, William and Mary 21 {7,014}
 *Old Dominion 42, Richmond 28, {19,818}
 *Villanova 35, Massachusetts 17 [TCN/CSN-NE] {10,012}

Saturday, November 12

*Old Dominion 35, William and Mary 31 [COX11/COXNova/CSN-MA+] {12,259}
 *Maine 32, Massachusetts 31 [WABI] {4,460}
 *James Madison 31, Rhode Island 13 {25,096}
 *Towson 56, New Hampshire 42 {8,366}
 *Delaware 24, Richmond 10 [TCN/CSN-NE] {20,008}

Saturday, November 19

*New Hampshire 30, Maine 27 [CSN-NE] {8,536}
 *William and Mary 25, Richmond 23 [CSN-MA] {8,700}
 *Towson 28, Rhode Island 17 {2,883}
 *James Madison 34, Massachusetts 17 {7,103}
 *Delaware 26, Villanova 16 (Chester, Pa.) [TCN/CSS] {14,107}

Saturday, November 26

!James Madison 20, Eastern Kentucky 17 [ESPNHD/ESPN3] {2,388}
 !Old Dominion 35, Norfolk State 18 [ESPN3] {19,818}

Saturday, December 3

#Georgia Southern 55, Old Dominion 48 [ESPN3] {13,226}
 #Maine 34, Appalachian State 12 [ESPN3] {15,291}
 #Montana State 26, New Hampshire 25 [ESPN3] {11,367}
 #Lehigh 40, Towson 38 [ESPN3] {11,196}
 #North Dakota State 26, James Madison 14 [ESPN3] {17,432}

Saturday, December 10

\$Georgia Southern 35, Maine 23 [ESPN3] {12,886}

LEGEND

CBSSPN CBS Sports Network
 COX11 Cox 11 (Tidewater/Williamsburg, Va.)
 COXNova Cox Cable (Northern Virginia & Roanoke, Va.)
 CSN-MA Comcast SportsNet Mid-Atlantic
 CSN-MA+ Comcast SportsNet Mid-Atlantic Plus
 CSN-NE Comcast SportsNet New England
 CSS Comcast Sports Southeast
 ESPN2 ESPN2
 ESPN2HD ESPN2 High Definition
 ESPN3 ESPN3.com
 ESPNUHD ESPNU High Definition
 FCSA Fox College Sports-Atlantic
 MASN Mid-Atlantic Sports Network
 myRITV myRITV (Rhode Island Cable Television)
 RSN-ACC ACC Regional Sports Network
 SNY SportsNet New York
 TCN The Comcast Network Mid-Atlantic and Philadelphia
 TCN-MA The Comcast Network Mid-Atlantic
 TWCS Time Warner Cable SportsNet (New York)
 WABI WABI-TV (Bangor, Maine)
 (TD) Tape-Delayed Broadcast

* - CAA Football Game

[] - Broadcasting Network

{ } - Official Attendance

! - NCAA Division I Football Championship - First Round

- NCAA Division I Football Championship - Second Round

\$ - NCAA Division I Football Championship - Quarterfinals

Underline Team was game host

All Times Eastern

Schedule Dates, Times and Broadcasts subject to change

2011 Team-By-Team Results

Delaware (7-4, 5-3 CAA)

Date	Time	Opponent	Att.	DEL		OPP		Offense				Defense					
				SN/F Coach	Coach	SN/F Coach	Coach	Run	Pass	Total	Passes	TO	Run	Pass	Total	Passes	TO
S3	L 17-40	at Navy [tv]	34,117	5	5			220	143	363	17-29-1	2	391	46	437	4-7-1	1
S10	W 28-17	West Chester	19,593	8	7			142	173	315	21-29-0	0	60	300	360	24-44-2	3
S17	W 45-0	Delaware State	18,011	7	7	rv		269	243	512	18-19-0	0	-3	115	112	17-25-1	3
S24	W 27-17	*Old Dominion [tv]	16,789	7	6	rv	rv	80	304	384	26-39-0	2	126	207	333	23-46-1	2
O1	L 17-31	*at Maine [tv]	6,000	6	5	rv		115	163	278	24-45-4	4	213	264	477	18-27-2	2
O8	W 21-0	*William and Mary	17,808	13	11	9	9	214	124	338	16-25-1	2	71	139	210	16-35-2	2
O15	L 10-21	*Massachusetts [tv]	21,902	9	8	rv	rv	88	244	332	24-46-2	3	100	245	345	20-39-0	0
O22	L 34-38	*at Rhode Island	6,222	16	13			79	241	320	23-39-2	3	206	278	484	18-33-2	4
O29	W 35-30	*at Towson [tv]	8,122	21	20	13	14	201	56	257	5-12-1	2	229	159	388	15-31-2	3
N12	W 24-10	*Richmond [tv]	20,008	15	17	rv		249	129	378	9-14-0	1	34	274	308	24-44-3	4
N19	W 26-16	*vs Villanova [tv]	14,107	15	17			181	153	334	14-22-0	1	199	139	338	14-24-2	3

James Madison (8-5, 5-3 CAA)

Date	Time	Opponent	Att.	JMU		OPP		Offense				Defense					
				SN/F Coach	Coach	SN/F Coach	Coach	Run	Pass	Total	Passes	TO	Run	Pass	Total	Passes	TO
S3	L 10-42	at North Carolina [tv]	57,000	15	16			59	152	211	11-16-0	0	184	277	461	22-23-1	1
S10	W 14-9	Central Connecticut State	25,102	19	17	rv	rv	342	47	389	5-11-2	5	146	140	286	14-36-2	2
S17	W 27-24	at Liberty [tv]	18,878	13	14	22	20	173	141	314	13-18-0	0	74	298	372	24-29-1	1
S24	W 20-14	*at William and Mary [tv]	12,259	12	10	6	5	271	69	340	3-4-0	0	37	215	252	14-26-0	1
O1	W 31-7	*Richmond [tv]	25,742	9	8	10	10	297	34	331	5-12-0	1	-12	130	118	16-32-1	2
O8	L 24-25 (ot)	*Maine [tv]	24,023	7	6	19	rv	304	98	402	13-18-0	1	90	295	385	28-40-0	0
O15	W 34-10	*Villanova	25,047	13	13			253	203	456	9-13-1	1	107	127	234	11-24-2	2
O29	L 20-23	*at Old Dominion [tv]	19,818	9	10	15	16	103	239	342	17-28-0	0	126	236	362	22-36-0	0
N5	L 10-28	*at New Hampshire	4,466	13	13	9	11	136	159	295	18-13-2	3	144	186	330	21-31-1	2
N12	W 31-13	*Rhode Island	25,096	20	19			241	91	332	6-13-0	1	86	165	251	18-32-3	4
N19	W 34-17	*at Massachusetts	7,103	19	20	rv		386	41	427	4-7-0	1	68	236	304	20-36-2	2
N26	W 20-17	at Eastern Kentucky [tv]	2,388	17	19	rv	rv	244	149	393	9-16-0	0	119	94	213	10-16-1	1
D3	L 14-26	#at North Dakota State [tv]	17,432	17	19	4	4	84	217	301	22-39-1	1	219	110	329	11-18-0	0

Maine (9-4, 6-2 CAA)

Date	Time	Opponent	Att.	UM		OPP		Offense				Defense					
				SN/F Coach	Coach	SN/F Coach	Coach	Run	Pass	Total	Passes	TO	Run	Pass	Total	Passes	TO
S3	W 28-13	Bryant	6,041	rv				155	135	290	14-21-0	0	128	194	322	15-32-2	2
S10	L 29-35	at Pittsburgh [tv]	41,230	rv				37	334	371	27-46-0	0	124	257	381	26-42-2	2
S17	W 31-15	at Albany [tv]	4,944	rv				197	202	399	21-32-0	1	79	185	264	18-37-1	1
O1	W 31-17	*Delaware [tv]	6,000	rv		6	5	213	264	477	18-27-2	2	115	163	278	24-45-4	4
O8	W 25-24 (ot)	*at James Madison [tv]	24,023	19	rv	7	6	90	295	385	28-40-0	0	304	98	402	13-18-0	1
O15	W 27-21	*Rhode Island [tv]	7,256	12	16			118	233	351	18-26-0	1	141	160	301	13-24-2	3
O22	W 23-22	*at Richmond	8,700	9	14	18	21	71	289	360	32-52-2	3	42	301	343	32-45-0	2
O29	W 41-25	*at Villanova	3,201	8	12			159	251	410	17-22-0	2	197	208	405	11-22-1	1
N5	L 30-40	*Towson [tv]	5,258	7	10	14	17	85	256	341	26-41-2	3	334	84	418	6-13-1	2
N12	W 32-21	*Massachusetts [tv]	4,460	13	13	rv	rv	188	184	372	14-25-1	1	119	237	356	19-31-1	4
N19	L 27-30	*at New Hampshire [tv]	8,536	11	11	12	13	136	200	336	24-41-3	4	158	203	361	16-30-3	4
D3	W 34-12	#at Appalachian State [tv]	15,291	13	13	9	8	216	250	466	17-26-1	1	3	272	275	26-45-2	3
D10	L 23-35	Sat Georgia Southern [tv]	12,886	13	13	3	2	66	229	295	15-29-3	3	360	116	476	7-8-0	1

Massachusetts (5-6, 0-0 CAA)

Date	Time	Opponent	Att.	UMASS		OPP		Offense				Defense					
				SN/F Coach	Coach	SN/F Coach	Coach	Run	Pass	Total	Passes	TO	Run	Pass	Total	Passes	TO
S1	W 24-16	at Holy Cross [tv]	15,942	25	rv			180	134	314	15-24-0	1	75	246	321	23-45-0	2
S17	W 36-27	Rhode Island [tv]	11,167	21	25	rv		201	259	460	21-32-2	3	56	279	335	14-29-2	2
S24	L 17-45	at Boston College [tv]	30,176	17	19			118	195	313	18-37-2	4	193	196	389	14-22-0	1
O1	L 33-48	at Old Dominion [tv]	19,818	20	20	rv	rv	79	344	423	32-50-2	4	180	338	518	22-35-2	2
O8	W 42-26	Central Connecticut State	11,736	rv	rv			170	169	339	10-18-0	0	207	152	359	14-31-2	2
O15	W 21-10	at Delaware [tv]	21,902	rv	rv	9	8	100	245	345	20-39-0	0	88	244	332	24-46-2	3
O22	L 21-27	vs New Hampshire [tv]	24,022	22	rv	13	12	150	249	399	25-42-1	2	198	137	335	11-16-0	0
O29	W 28-7	at Richmond	8,700	rv	rv	rv	rv	146	192	338	14-28-0	0	1	298	299	28-52-4	6
N5	L 17-35	Villanova [tv]	10,012	rv	rv			70	300	370	27-45-3	6	167	183	350	20-31-0	1
N12	L 21-32	at Maine [tv]	4,460	rv	rv	13	13	119	237	356	19-31-1	4	188	184	372	14-25-1	1
N19	L 17-34	James Madison	7,103	rv		19	20	68	236	304	20-36-2	2	386	41	427	4-7-0	1

2011 Team-By-Team Results

New Hampshire (8-4, 6-2 CAA)

Date	Time	Opponent	Att.	UNH		OPP		Run	Pass	Offense			Run	Pass	Defense		TO
				SN/F Coach	Coach	SN/F Coach	Coach			Total	Passes	TO			Total	Passes	
S1	L 22-58	at Toledo [tv]	20,106	10	10			152	180	332	24-33-2	5	287	304	591	27-36-0	0
S10	W 48-41 (ot)	at Lehigh [tv]	7,519	13	16	14	14	117	330	447	23-34-1	2	105	401	506	36-54-3	3
S24	W 45-43	*at Richmond [tv]	8,700	11	11	5	7	129	239	368	22-33-2	2	124	351	475	35-50-2	3
O1	W 39-32	Holy Cross	8,307	7	9	rv	rv	204	352	556	22-32-0	2	119	412	513	40-57-1	1
O8	W 47-17	*Villanova	5,760	6	7			156	401	557	24-33-0	2	150	127	277	17-26-2	3
O15	L 10-24	*at William and Mary [tv]	9,642	6	6	16	15	95	422	517	34-50-2	4	262	167	429	7-11-1	2
O22	W 27-21	*vs Massachusetts [tv]	24,022	13	12	22	rv	198	137	335	11-16-0	0	150	249	399	25-42-1	2
O29	W 31-24	*Rhode Island [tv]	10,554	10	11			214	257	471	14-21-1	2	159	240	399	20-31-1	2
N5	W 28-10	*James Madison	4,466	9	11	13	13	144	186	330	21-31-1	2	136	159	295	18-31-2	3
N12	L 42-56	*at Towson	8,366	7	10	12	12	222	389	611	36-46-3	4	334	183	517	14-18-1	1
N19	W 30-27	*Maine [tv]	8,536	12	13	11	11	158	203	361	16-30-3	4	136	200	336	24-41-3	4
D3	L 25-26	#at Montana State [tv]	11,367	11	12	7	7	48	200	248	18-30-1	1	232	167	399	14-21-3	4

Old Dominion (10-3, 6-2 CAA)

Date	Time	Opponent	Att.	ODU		OPP		Run	Pass	Offense			Run	Pass	Defense		TO	
				SN/F Coach	Coach	SN/F Coach	Coach			Total	Passes	TO			Total	Passes		
S3	W 41-14	Campbell	19,818		rv			141	365	506	32-43-2	3	50	181	231	21-41-1	2	
S10	W 40-17	at Georgia State [tv]	11,701		rv		rv	277	126	403	13-21-0	2	85	206	291	15-44-3	3	
S17	W 45-42	Hampton [tv]	19,818		rv		rv	219	172	391	20-29-1	2	137	260	397	25-35-0	2	
S24	L 17-27	*at Delaware [tv]	16,789		rv	rv	7	6	126	207	333	23-46-1	2	80	304	384	26-39-0	2
O1	W 48-33	*Massachusetts [tv]	19,818		rv	rv	20	20	180	338	518	22-35-2	2	79	344	423	32-50-2	4
O8	W 31-23	*at Rhode Island	4,026	21	rv		rv	92	205	297	26-32-0	0	147	166	313	19-26-2	2	
O15	L 35-39	*Towson	19,818	18	22	17	23	122	360	482	22-37-1	2	221	314	535	24-37-1	1	
O22	W 37-14	*at Villanova	7,471	21	22			177	204	381	23-32-0	0	101	143	244	18-37-1	4	
O29	W 23-20	*James Madison [tv]	19,818	15	16	9	10	126	236	362	22-36-0	0	103	239	342	17-28-0	0	
N5	W 42-28	*Richmond	19,818	12	12		rv	214	373	587	34-47-0	1	87	256	343	24-45-1	1	
N12	W 35-31	*at William and Mary [tv]	12,259	11	11		rv	rv	200	300	500	31-40-0	0	258	245	503	20-28-2	3
N26	W 35-18	!Norfolk State [tv]	19,818	10	10	19	22	103	282	385	22-31-0	0	43	363	406	28-44-2	2	
D3	L 48-55	#at Georgia Southern [tv]	13,226	10	10	3	2	211	349	560	26-45-0	1	477	130	607	7-11-0	2	

Rhode Island (3-8, 2-6 CAA)

Date	Time	Opponent	Att.	URI		OPP		Run	Pass	Offense			Run	Pass	Defense		TO	
				SN/F Coach	Coach	SN/F Coach	Coach			Total	Passes	TO			Total	Passes		
S10	L 14-21	at Syracuse [tv]	36,421		rv			112	154	266	14-30-2	2	36	318	654	29-37-1	1	
S17	L 27-36	*at Massachusetts [tv]	11,167		rv		21	25	56	279	335	14-29-2	2	201	259	460	21-32-2	3
S24	W 21-17	Fordham	3,428		rv			350	101	451	9-17-0	1	28	166	194	19-35-1	1	
O1	L 21-35	at Brown [tv]	8,534		rv			245	179	424	15-29-3	5	221	203	424	17-29-0	0	
O8	L 23-31	*Old Dominion	4,026		rv		21	rv	147	166	313	19-26-2	2	92	205	297	26-32-0	0
O15	L 21-27	*at Maine [tv]	7,256				12	16	141	160	301	13-24-2	3	118	233	351	18-26-0	1
O22	W 38-34	*Delaware	6,222				16	13	206	278	484	18-33-2	4	79	241	320	23-39-2	3
O29	L 24-31	*at New Hampshire [tv]	10,554				10	11	159	240	399	20-31-1	2	214	257	471	14-21-1	2
N5	W 24-21	*William and Mary	7,014				19	21	106	183	289	16-25-1	2	236	143	379	15-26-1	3
N12	L 13-31	*at James Madison	25,096				20	19	86	165	251	18-32-3	4	241	91	332	6-13-0	1
N19	L 17-28	*Towson	2,883				8	10	60	170	230	17-32-1	1	154	212	366	20-26-0	1

Richmond (3-8, 0-8 CAA)

Date	Time	Opponent	Att.	UR		OPP		Run	Pass	Offense			Run	Pass	Defense		TO	
				SN/F Coach	Coach	SN/F Coach	Coach			Total	Passes	TO			Total	Passes		
S3	W 23-21	at Duke [tv]	32,741	16	19			95	193	288	14-31-1	1	178	201	379	23-34-0	2	
S10	W 21-6	Wagner	8,700	9	11			176	236	412	16-25-2	5	68	121	189	13-26-1	1	
S17	W 34-19	VMI	8,700	6	9			112	228	340	13-19-0	1	94	231	325	15-35-0	3	
S24	L 43-45	*New Hampshire [tv]	8,700	5	7	11	11	124	351	475	35-50-2	3	129	239	368	22-33-2	2	
O1	L 7-31	*at James Madison [tv]	25,742	10	10	9	8	-12	130	118	16-32-1	2	297	34	331	5-12-0	1	
O8	L 28-31	*at Towson	7,587	14	16	25	rv	106	353	459	31-35-0	1	239	185	434	15-20-0	0	
O22	L 22-23	*Maine	8,700	18	21	9	14	42	301	343	32-45-0	2	71	289	360	32-52-2	3	
O29	L 7-28	*Massachusetts	8,700	rv	rv	rv	rv	1	298	299	28-52-4	6	146	192	338	14-28-0	0	
N5	L 28-42	*at Old Dominion	19,818		rv		12	12	87	256	343	24-45-1	1	214	373	587	34-47-0	1
N12	L 10-24	*at Delaware [tv]	20,008		rv		15	17	34	274	308	24-44-3	4	249	129	378	9-14-0	1
N19	L 23-25	*William and Mary [tv]	8,700				rv	rv	80	202	282	23-32-0	0	235	146	381	16-23-1	1

2011 Team-By-Team Results

Towson (9-3, 7-1 CAA)

Date	Time	Opponent	Att.	TOW		OPP		Offense				Defense				
				SN/F Coach	SN/F Coach	Run	Pass	Total	Passes	TO	Run	Pass	Total	Passes	TO	
S3	W 42-3	Morgan State [tv]	9,756			264	270	534	18-22-1	1	48	112	160	10-20-1	2	
S10	W 31-10	*Villanova	7,696		20 19	223	193	416	19-26-1	1	181	179	360	20-32-0	3	
S24	W 42-17	Colgate	9,919	rv		251	179	430	12-17-0	1	232	113	345	14-27-2	3	
O1	L 3-28	at Maryland [tv]	35,573	23	rv	161	217	378	17-29-2	4	198	137	335	16-24-0	1	
O8	W 31-28	*Richmond	7,587	25	rv	14 16	239	185	424	15-20-0	0	106	353	459	31-35-0	1
O15	W 39-35	*at Old Dominion	19,818	17	23	18 22	221	314	535	24-37-1	1	122	360	482	22-37-1	2
O22	W 38-17	*at William and Mary	12,259	15	17	14 15	224	203	427	15-21-1	1	146	227	373	19-27-2	2
O29	L 30-35	*Delaware [tv]	8,122	13	14	21 20	229	159	388	15-31-2	3	201	56	257	5-12-1	2
N5	W 40-30	*at Maine [tv]	5,258	14	17	7 10	334	84	418	6-13-1	2	85	256	341	26-41-2	3
N12	W 56-42	*New Hampshire	8,366	12	12	7 10	334	183	517	14-18-1	1	222	389	611	36-46-3	4
N19	W 28-17	*at Rhode Island	2,883	8	10		154	212	366	20-26-0	1	60	170	230	17-32-1	1
D3	L 38-40	#Lehigh	11,196	8	9	6 6	125	214	339	12-21-0	1	108	374	482	37-49-0	1

Villanova (2-9, 1-7 CAA)

Date	Time	Opponent	Att.	VILL		OPP		Offense				Defense				
				SN/F Coach	SN/F Coach	Run	Pass	Total	Passes	TO	Run	Pass	Total	Passes	TO	
S1	L 7-42	at Temple [tv]	32,638	14	13		122	153	275	12-26-3	4	240	235	475	14-20-0	0
S10	L 10-31	*at Towson	7,696	20	19		181	179	360	20-32-0	3	223	193	416	19-26-1	1
S17	L 9-20	Monmouth	11,817	rv	rv		106	195	301	13-32-2	3	140	220	360	17-30-0	1
S24	W 30-21	Penn (Franklin Field)	10,071	rv	rv	rv	124	139	263	12-20-1	1	127	250	377	15-26-2	3
O1	L 16-20	*William and Mary [tv]	6,027	rv		11 10	68	132	200	15-24-1	1	173	171	344	13-24-1	1
O8	L 17-47	*at New Hampshire	5,760			6 7	150	127	277	17-26-2	3	156	401	557	24-33-0	2
O15	L 10-34	*at James Madison	25,047			13 13	107	127	234	11-24-2	2	253	203	456	9-13-1	1
O22	L 14-37	*Old Dominion	7,471			21 22	101	143	244	18-37-1	4	177	204	381	23-32-0	0
O29	L 25-41	*Maine	3,201			8 12	197	208	405	11-22-1	1	159	251	410	17-22-0	2
N5	W 35-17	*at Massachusetts [tv]	10,012			rv	167	183	350	20-31-0	1	70	300	370	27-45-3	6
N19	L 16-26	*Delaware [tv] (PPL Park)	14,107			15 17	199	139	338	14-24-2	3	181	153	334	14-22-0	1

William and Mary (5-6, 3-5 CAA)

Date	Time	Opponent	Att.	WM		OPP		Offense				Defense				
				SN/F Coach	SN/F Coach	Run	Pass	Total	Passes	TO	Run	Pass	Total	Passes	TO	
S3	L 3-40	at Virginia [tv]	51,956	3	4		48	121	169	11-34-1	2	240	256	496	26-36-0	0
S10	W 24-7	at VMI	5,786	5	5		216	161	377	13-25-1	1	85	140	225	18-35-2	2
S17	W 13-10	New Haven	8,649	4	5		147	119	266	8-17-1	1	33	213	246	19-38-3	3
S24	L 14-20	*James Madison [tv]	12,259	6	5	12 10	37	215	252	14-26-0	1	271	69	340	3-4-0	0
O1	W 20-16	*at Villanova [tv]	6,027	11	10	rv	173	171	344	13-24-1	1	68	132	200	15-24-1	1
O8	L 0-21	*at Delaware	17,808	9	9	13 11	71	139	210	16-35-2	2	214	127	338	16-25-1	2
O15	W 24-10	*New Hampshire [tv]	9,642	16	15	6 6	262	167	429	7-11-1	2	95	422	517	34-50-2	4
O22	L 27-38	*Towson	12,259	14	15	15 17	146	227	373	19-27-2	2	224	203	427	15-21-1	1
N5	L 21-24	*at Rhode Island	7,014	19	21		236	143	379	15-26-1	3	106	183	289	16-25-1	2
N12	L 31-35	*Old Dominion [tv]	12,259	rv	rv	11 11	258	245	503	20-28-2	3	200	300	500	31-40-0	0
N19	W 25-23	*at Richmond [tv]	8,700	rv	rv		235	146	381	16-23-1	1	80	202	282	23-32-0	0

2011 In The Polls

Sports Network/Fathead.com Top 25 (Final)

No.	Team	Record	Points
1.	North Dakota State (125)	14-1	3125
2.	Sam Houston State	14-1	2998
3.	Montana	11-3	2801
4.	Georgia Southern	11-3	2795
5.	Lehigh	11-2	2466
6.	Northern Iowa	10-3	2455
7.	Montana State	10-3	2387
8.	Maine	9-4	2105
9.	Towson	9-3	2058
10.	Old Dominion	10-3	2009
11.	New Hampshire	8-4	1869
12.	Appalachian State	8-4	1825
13.	Wofford	8-4	1651
14.	Central Arkansas	9-4	1411
15.	James Madison	8-5	1307
16.	Harvard	9-1	996
17.	Delaware	7-4	961
18.	Stony Brook	9-4	957
19.	Norfolk State	9-3	829
20.	Illinois State	7-4	694
21.	Tennessee Tech	7-4	669
22.	Jackson State	9-2	523
23.	North Dakota	8-3	371
24.	Eastern Kentucky	7-5	298
25.	Liberty	7-4	215

Others receiving votes: Albany 214, Jacksonville State 151, San Diego 74, Furman 59, Grambling State 48, Bethune-Cookman 44, Alabama State 42, Drake 37, Duquesne 26, Southern Utah 21, Portland State 21, Cal Poly 20, Eastern Washington 19, **William and Mary 13**, Murray State 12, Tennessee State 8, South Dakota 8, Youngstown State 7, Georgetown 6, Alabama A&M 5, Brown 5, Chattanooga 4, South Carolina State 3, Stephen F. Austin 2, Indiana State 1.

FCS Coaches Top 25 (Final)

No.	Team	Record	Points
1.	North Dakota State (25)	14-1	625
2.	Sam Houston State	14-1	600
3.	Georgia Southern	11-3	563
4.	Montana	11-3	555
5.	Northern Iowa	10-3	482
6.	Lehigh	11-2	473
7.	Montana State	10-3	470
8.	Maine	9-4	445
9.	Towson	9-2	380
10.	Old Dominion	10-3	367
11.	Appalachian State	8-4	357
12.	New Hampshire	8-4	336
13.	Wofford	6-2	326
14.	James Madison	8-5	278
15.	Central Arkansas	9-4	273
16.	Stony Brook	9-4	200
17.	Harvard	9-1	199
18.	Norfolk State	9-3	158
19.	Tennessee Tech	7-4	152
20.	Delaware	7-4	143
21.	Eastern Kentucky	7-5	136
22.	Illinois State	7-4	122
23.	Albany	8-4	89
24.	Jackson State	9-2	85
25.	Liberty	7-4	57

Others receiving votes: North Dakota (32); Jacksonville State (20); Indiana State (19); **Massachusetts (14)**; Portland State (14); San Diego (23); South Carolina State (15); Drake (14); South Dakota (12); Furman (10); **William and Mary (10)**; Bethune-Cookman (7); Grambling State (7); Murray State (7); Eastern Washington (6); Alabama State (4); Florida A&M (4); Southern Utah (3); Brown (2); Youngstown State (2).

CONFERENCE RANKINGS (Final)

	SN/F	Coaches
Big Sky	2	2
Montana, Montana State		
Big South	2	2
Liberty, Stony Brook		
CAA Football	6	6
Delaware, James Madison, Maine, New Hampshire, Old Dominion, Towson		
Great West	1	--
North Dakota		
Ivy	1	1
Harvard		
Mid-Eastern Athletic	1	1
Norfolk State		
Missouri Valley	3	3
Illinois State, Northern Iowa, North Dakota State		
Northeast	--	1
Albany		
Ohio Valley	2	2
Eastern Kentucky, Tennessee Tech		
Patriot	1	1
Lehigh		
Pioneer	--	--
Southern	3	3
Appalachian State, Georgia Southern, Wofford		
Southland	2	2
Central Arkansas, Sam Houston State		
Southwest Athletic	1	1
Jackson State		

2011 Week-By-Week/Team-By-Team Top-25 Breakdown

(Sports Network-Fathead.com/FCS Coaches)

	UD	JMU	UM	UMass	UNH	ODU	URI	UR	TU	VU	WM
Pre	5/5	15/16	rv/-	25/rv	10/10	rv/-	rv/-	16/19	-/-	14/13	3/4
Sept. 5 & 6	8/7	19/17	rv/-	21/rv	13/16	rv/-	rv/-	9/11	-/-	20/19	5/5
Sept. 12	7/7	13/14	rv/-	21/25	11/12	rv/-	rv/-	6/9	rv/rv	rv/rv	4/5
Sept. 19	7/6	12/10	rv/-	17/19	11/11	rv/rv	rv/-	5/7	rv/-	rv/rv	6/5
Sept. 26	6/5	9/8	rv/-	20/20	7/9	rv/rv	rv/-	10/10	23/rv	rv/-	11/10
Oct. 3	13/11	7/6	19/rv	rv/rv	6/7	21/rv	rv/-	14/16	25/rv	-/-	9/9
Oct. 10	9/8	13/13	12/16	rv/rv	6/6	18/22	-/-	20/25	17/23	-/-	16/15
Oct. 17	16/13	11/11	9/14	22/rv	13/12	21/22	-/-	18/21	15/17	-/-	14/15
Oct. 24	21/20	9/10	8/12	rv/rv	10/11	15/16	-/-	rv/rv	13/14	-/-	18/21
Oct. 31	16/19	13/13	7/10	rv/rv	9/11	12/12	-/-	rv/-	14/17	-/-	19/21
Nov. 7	15/17	20/19	13/13	rv/rv	7/10	11/11	-/-	rv/-	12/12	-/-	rv/rv
Nov. 14	15/17	19/20	11/11	rv/-	12/13	10/9	-/-	-/-	8/10	-/-	rv/rv
Nov. 20 & 21	14/16	17/19	13/13	-/-	11/12	10/10	-/-	-/-	8/9	-/-	rv/rv
Final	17/20	15/14	8/8	-/rv	11/12	10/10	-/-	-/-	9/9	-/-	rv/rv

2011 Versus The Nation

2011 CAA FOOTBALL NON-CONFERENCE RECORDS OVERALL: 25-16 (.610) | FCS-ONLY: 22-7 (.759)

Conference	----- 2011 -----			2010	Pct.
	Games	W-L	Pct.		
ACC (FBS)	5	1-4	.200	1-2	.333
<i>North Carolina 42, James Madison 10; Virginia 40, William and Mary 3; Richmond 23, Duke 21; Boston College 45, Massachusetts 17; Maryland 28, Towson 3</i>					
Big East (FBS)	2	0-2	.000	0-2	.000
<i>Pittsburgh 35, Maine 29; Syracuse 21, Rhode Island 14</i>					
Big Sky (FCS)	1	0-1	.000	0-2	.000
<i>Montana State 26, New Hampshire 25</i>					
Big South (FCS)	3	3-0	1.000	5-0	1.000
<i>William and Mary 24, VMI 7; Richmond 34, VMI 19; James Madison 27, Liberty 24</i>					
Big Ten (FBS)				0-2	.000
FBS Independents	1	0-1	.000	--	--
<i>Navy 40, Delaware 17</i>					
FCS Independents	1	1-0	1.000	1-0	1.000
<i>Old Dominion 40, Georgia State 17</i>					
Ivy League (FCS)	2	1-1	.500	2-1	.667
<i>Villanova 30, Penn 21; Brown 35, Rhode Island 21</i>					
Mid-American (FBS)	2	0-2	.000	0-2	.000
<i>Temple 42, Villanova 7; Toledo 58, New Hampshire 22</i>					
Mid-Eastern (FCS)	4	4-0	1.000	1-0	1.000
<i>Towson 42, Morgan State 3; Delaware 45, Delaware State 0; Old Dominion 45, Hampton 42; Old Dominion 35, Norfolk State 18</i>					
Missouri Valley (FCS)	1	0-1	.000	1-0	1.000
<i>North Dakota State 26, James Madison 14</i>					
Northeast (FCS)	6	5-1	.833	3-1	.750
<i>Maine 28, Bryant 13; James Madison 14, Central Connecticut State 9; Richmond 21, Wagner 6; Monmouth 20, Villanova 9; Maine 31, Albany 15; Massachusetts 42, Central Connecticut State 26</i>					
Ohio Valley (FCS)	1	1-0	1.000	--	--
<i>James Madison 20, Eastern Kentucky 17</i>					
Patriot (FCS)	6	5-1	.833	4-1	.800
<i>Massachusetts 24, Holy Cross 16; New Hampshire 48, Lehigh 41 (ot); Rhode Island 21, Fordham 17; Towson 42, Colgate 17; New Hampshire 39, Holy Cross 32; Lehigh 40, Towson 38</i>					
Pioneer (FCS)	1	1-0	1.000	1-0	1.000
<i>Old Dominion 41, Campbell 14</i>					
Southern (FCS)	3	1-2	.333	3-1	.750
<i>Georgia Southern 35, Maine 23; Georgia Southern 55, Old Dominions 48; Maine 34, Appalachian State 12</i>					
Southland (FCS)				1-0	1.000
Division II	2	2-0	1.000	1-0	1.000
<i>Delaware 28, West Chester 17; William and Mary 13, New Haven 10</i>					
CAA Football vs. FCS	29	22-7	.759	22-6	.786

CAA FOOTBALL NON-CONFERENCE RECORDS (Since 2002)

Year	----- Overall -----			----- Playoffs -----	
	Games	W-L	Pct.	W-L	Pct.
2002	36	24-12	.667	3-3	.500
2003	36	24-12	.667	4-1	.800
2004	47	32-15	.681	8-3 (2 CAAFB matchups)	.727
2005	40	25-15	.625	2-2	.500
2006	39	24-15	.615	4-3 (1 CAAFB matchup)	.571
2007	47	30-17	.638	6-5	.545
2008	54	34-20	.630	8-4 (1 CAAFB matchup)	.667
2009	43	29-14	.674	8-3 (2 CAAFB matchups)	.727
2010	38	24-14	.632	6-4 (1 CAAFB matchup)	.600
2011	41	25-16	.610	3-5	.375
TOTALS	421	271-150	.644	52-33 (7 CAAFB matchups)	.612

CAA FOOTBALL ALL-TIME VICTORIES OVER BCS/FBS OPPONENTS

(Since NCAA I-A "BCS/FBS" & I-AA "FCS" Division in 1978)

YEAR	CAA Football School	BCS/FBS Opponent	Score	Date
1978	Massachusetts	Boston College	27-0	Nov. 5
1984	Massachusetts	Ball State	26-10	Sept. 1
1986	Delaware	Navy	27-14	Nov. 15
1989	Delaware	Navy	10-9	Nov. 18
1991	Delaware	Navy	29-25	Oct. 26
1992	Delaware	Navy	37-21	Oct. 24
1994	Boston Univ.	Army	21-12	Nov. 12
1998	William and Mary	Temple (BCS)	45-38	Oct. 3
1999	Connecticut	Buffalo	23-0	Sept. 18
2000	Northeastern	Connecticut	35-27	Sept. 23
2000	Richmond	Arkansas State	30-27	Sept. 30
2000	Rhode Island	Connecticut	26-21	Nov. 11
2002	Villanova	Rutgers (BCS)	37-19	Aug. 31
2002	Northeastern	Ohio	31-0	Sept. 7
2003	Villanova	Temple (BCS)	23-20	Sept. 6
2003	Delaware	Navy	21-17	Oct. 25
2004	New Hampshire	Rutgers (BCS)	35-24	Sept. 11
2004	Maine	Mississippi State (BCS)	9-7	Sept. 18
2006	Richmond	Duke (BCS)	13-0	Sept. 2
2006	New Hampshire	Northwestern (BCS)	34-17	Sept. 9
2007	New Hampshire	Marshall	48-35	Sept. 15
2007	Delaware	Navy	59-52	Oct. 27
2008	New Hampshire	Army	28-10	Sept. 6
2009	Villanova	Temple	27-24	Sept. 3
2009	William and Mary	Virginia (BCS)	26-14	Sept. 5
2009	Richmond	Duke (BCS)	24-16	Sept. 5
2009	New Hampshire	Ball State	23-16	Sept. 12
2010	James Madison	Virginia Tech (BCS)	21-16	Sept. 11
2011	Richmond	Duke (BCS)	23-21	Sept. 3

CAA Football vs. BCS/FBS (Since NCAA Division - 1978) 29-129 (.184)

2011 CAA FOOTBALL RED ZONE TOUCHDOWN RANKINGS

OFFENSE				DEFENSE			
Team	TDs-Chances	Rush-Pass	Success Pct.	Team	TDs-Chances	Rush-Pass	Success Pct.
Towson	38-51	30-8	.745	William and Mary	22-40	15-7	.550
Old Dominion	42-57	22-20	.737	Villanova	25-45	19-6	.556
Rhode Island	21-31	11-10	.677	James Madison	24-41	17-7	.585
Maine	31-49	18-13	.633	Delaware	17-29	11-6	.586
Massachusetts	28-46	18-10	.609	Richmond	27-46	21-6	.587
Richmond	24-41	11-13	.585	Towson	33-54	20-13	.611
New Hampshire	33-58	21-12	.569	New Hampshire	31-49	16-15	.633
Delaware	21-38	16-5	.553	Old Dominion	36-56	19-17	.643
James Madison	20-41	17-3	.488	Massachusetts	24-37	14-10	.649
William and Mary	17-35	8-9	.486	Rhode Island	28-42	16-12	.667
Villanova	14-36	6-8	.389	Maine	36-53	25-11	.679

2011 CAA FOOTBALL/NCAA STATISTICAL RANKINGS

(NCAA Rankings are based on a total of 117 FCS programs)

OFFENSE					DEFENSE				
Team	Rushing	Passing	Total	Scoring	Team	Rushing	Passing	Total	Scoring
Delaware	5/47	8/77	7/69	5/56	Delaware	6/53	4/40	2/37	2/19
James Madison	2/12	11/114	6/67	8/84	James Madison	1/13	2/32	1/11	1/16
Maine	9/76	4/28	4/50	4/36	Maine	8/72	1/31	4/51	4/42
Massachusetts	10/81	5/40	5/58	6/62	Massachusetts	7/66	6/63	6/64	8/74
New Hampshire	6/57	1/16	3/18	3/19	New Hampshire	11/94	11/105	11/105	11/95
Old Dominion	3/38	2/18	1/10	1/5	Old Dominion	3/43	10/104	9/81	7/72
Rhode Island	7/59	7/66	8/76	9/85	Rhode Island	5/51	7/70	5/60	9/79
Richmond	11/113	3/24	10/82	7/83	Richmond	10/88	3/36	7/69	6/62
Towson	1/11	6/61	2/16	2/12	Towson	2/40	8/94	8/70	5/56
Villanova	8/73	10/101	11/106	11/111	Villanova	9/86	9/99	10/96	10/90
William and Mary	4/45	9/93	9/78	10/106	William and Mary	4/49	5/55	3/41	3/31

2011 CAA FOOTBALL ATTENDANCE

School	Stadium	Seat Capacity	Games	Total Att.	Average Att.	Pct. of Seat Capacity
Delaware	Delaware Stadium	22,000	6	114,111	19,018.5	86.45
James Madison	Bridgeforth Stadium	25,000	5	125,010	25,002.0	100.01
Maine	Alfond Stadium	10,000	5	29,015	5,803.0	58.03
Massachusetts	McGuirk Stadium	17,000	4	40,018	10,004.5	58.85
New Hampshire	Cowell Stadium	6,500	5	37,623	7,524.6	115.76
Old Dominion	Foreman Field	19,818	7	138,726	19,818.0	100.00
Rhode Island	Meade Stadium	6,555	5	23,573	4,714.6	71.92
Richmond	Robins Stadium	8,700	6	52,200	8,700.0	100.00
Towson	Unitas Stadium	11,198	7	62,642	8,948.9	79.91
Villanova	Villanova Stadium	12,000	6	52,694	8,782.3	(4 games at Villanova Stadium) 59.41
William and Mary	Zable Stadium	12,259	5	55,068	11,013.6	89.84

CAA FOOTBALL STATISTICAL TRENDS

Statistical trends in CAA Football since the league expanded in 2004 (Average/game)

Category	2004	2005	2006	2007	2008	2009	2010	2011
Scoring Offense	28.1	28.6	24.0	27.8	26.9	24.4	22.6	26.4
Total Offense	377.9	395.6	344.1	377.0	354.9	339.6	341.0	368.1
Rushing Offense	156.6	172.7	147.5	169.7	159.3	145.5	153.7	158.7
Passing Offense	221.3	222.9	196.6	207.4	195.6	194.1	187.3	209.3
Percentage Run	41%	44%	43%	45%	45%	43%	45%	43%
Percentage Pass	59%	56%	57%	55%	55%	57%	55%	57%
Scoring Defense	25.3	23.9	21.6	25.8	24.9	22.6	20.4	25.8
Total Defense	356.7	355.9	327.0	362.9	345.7	324.0	329.9	366.1
Rushing Defense	142.9	149.3	139.1	159.4	155.8	126.3	136.4	152.3
Passing Defense	213.9	206.6	187.9	203.5	189.8	197.7	193.6	213.8
Percentage Run	40%	42%	43%	44%	45%	39%	41%	42%
Percentage Pass	60%	58%	57%	56%	55%	61%	59%	58%

—The national FCS average for scoring offense is 26.1 -- The Ohio Valley leads the nation at 28.6 points/game (CAA Football is tied for 6th out of 13 conferences).

—The national FCS average for total offense is 362.4 -- The Big Sky leads the nation at 395.0 yards/game (CAA Football is 5th out of 13 conferences).

2011 CAA FOOTBALL AVERAGE GAME TIMES

Team	# of Games	Avg. Game Time	Avg. # Off. Plays	Avg. # Def. Plays
Delaware	11	2:57	72.3	63.6
James Madison	13	2:52	64.8	61.2
Maine	13	3:03	67.1	71.6
Massachusetts	11	3:00	71.5	71.1
New Hampshire	12	3:00	68.8	74.8
Old Dominion	13	3:02	74.2	75.2
Rhode Island	11	2:57	66.6	65.5
Richmond	11	2:58	67.0	67.7
Towson	12	2:55	66.8	66.8
Villanova	11	2:47	63.6	68.5
William and Mary	11	2:45	64.5	66.5
2011 TOTALS	85	2:56	67.9	68.4
2010 TOTALS	79	2:56	67.1	66.2
2009 TOTALS	93	2:52	66.5	65.3
2008 TOTALS	103	2:54	65.4	65.5
2007 TOTALS	94	3:04	140.5	140.5
2006 TOTALS	88	2:47	63.0	63.0
2011 FCS Averages	1349	2:58	68.3	68.4

CAA FOOTBALL RECORD LAST FIVE SEASONS -- 2007-2011

(All Games)

Team	Wins	Losses	Pct.	Titles
*Old Dominion	10	3	.769	0
Richmond	44	20	.688	2
New Hampshire	43	20	.683	0
James Madison	40	21	.656	1
Villanova	42	22	.656	1
Delaware	40	24	.625	1
William and Mary	35	24	.593	1
Massachusetts	33	25	.569	1
Maine	30	29	.508	0
Towson	18	39	.316	1
Rhode Island	15	41	.268	0

* - Began league membership in 2011

CAA FOOTBALL RECORD LAST 10 SEASONS -- 2002-2011

(All Games)

Team	Wins	Losses	Pct.	Titles
**Old Dominion	10	3	.769	0
James Madison	80	43	.650	2
New Hampshire	81	44	.648	1
Massachusetts	77	43	.642	3
Delaware	81	46	.637	3
Villanova	76	47	.618	1
Richmond	67	54	.554	3
William and Mary	63	51	.553	2
Maine	63	54	.538	1
*Towson	34	56	.378	1
Rhode Island	34	78	.304	0

* - Began league membership in 2004
 ** - Began league membership in 2011

2011 CAA FOOTBALL COACHING RECORDS

Coach, Team	COLLEGIATE OVERALL RECORD		ALL GAMES AT CAA SCHOOLS		CAA FOOTBALL GAMES ONLY	
	W-L-T	Pct.	W-L-T	Pct.	W-L-T	Pct.
K.C. Keeler, Delaware	169-67-2	.714	81-46	.638	47-35	.573
Mickey Matthews, James Madison	96-61	.611	96-61	.611	63-44	.589
Jack Cosgrove, Maine	106-112	.486	106-112	.486	72-83	.465
Kevin Morris, Massachusetts	40-49	.449	16-17	.485	10-14	.417
Sean McDonnell, New Hampshire	96-62	.608	96-62	.608	59-48	.551
Bobby Wilder, Old Dominion	27-8	.771	10-3	.769	6-2	.750
Joe Trainer, Rhode Island	22-44	.333	9-24	.273	6-18	.250
Wayne Lineburg, Richmond	3-8	.273	3-8	.273	0-8	.000
Rob Ambrose, Towson	15-29	.341	12-22	.353	8-16	.333
Andy Talley, Villanova	218-134-2	.619	190-116-1	.621	113-82	.579
Jimmy Laycock, William and Mary	213-151-2	.585	213-151-2	.585	91-63	.591

CAA FOOTBALL ALL-TIME LEAGUE STANDINGS

(League games only)

Team	Wins	Losses	Ties	Pct.	Overall Titles	Shared Titles	Outright Titles	Last Title
Old Dominion	6	2	0	.750	0	0	0	-----
Delaware	136	73	0	.651	9	7	2	2010
Massachusetts	236	139	4	.628	21	11	10	2007
William and Mary	91	63	0	.591	4	3	1	2010
Villanova	113	82	0	.579	5	4	1	2009
<i>Connecticut</i>	<i>158</i>	<i>115</i>	<i>10</i>	<i>.576</i>	<i>15</i>	<i>10</i>	<i>5</i>	<i>1989</i>
James Madison	89	66	0	.574	3	2	1	2008
New Hampshire	202	178	10	.531	12	4	8	2005
Maine	175	209	7	.457	11	8	3	2002
Richmond	94	115	0	.450	6	5	1	2009
<i>Boston University</i>	<i>71</i>	<i>89</i>	<i>0</i>	<i>.444</i>	<i>6</i>	<i>4</i>	<i>2</i>	<i>1993</i>
<i>Hofstra</i>	<i>31</i>	<i>44</i>	<i>0</i>	<i>.413</i>	<i>1</i>	<i>1</i>	<i>0</i>	<i>2001</i>
<i>Northeastern</i>	<i>52</i>	<i>87</i>	<i>0</i>	<i>.374</i>	<i>1</i>	<i>1</i>	<i>0</i>	<i>2002</i>
Rhode Island	131	257	7	.341	7	5	2	1985
<i>Vermont</i>	<i>27</i>	<i>63</i>	<i>2</i>	<i>.304</i>	<i>0</i>	<i>0</i>	<i>0</i>	<i>-----</i>
Towson	18	46	0	.281	1	0	1	2011

former league members in italics

Last Back-to-Back Champion: Massachusetts (2006-07) -- Shared with Richmond in 2007

Longest Title Streak: 5, Connecticut (1956-60)

Most Years Between Titles: 26, Rhode Island (1985-2011)

2011 Weekly Honors

	OFFENSIVE	DEFENSIVE	SPECIAL TEAMS	ROOKIE
Sept. 5	Grant Enders - Soph., QB, Towson	Cooper Taylor - Jr., S, Richmond	Trevor Coston - Sr., PR, Maine	Antonio Vaughan - Fr., WR, Old Dominion
Sept. 12	Colby Goodwyn - Soph, RB, Old Dominion	Matt Evans - Jr., LB, New Hampshire	Joey Orlando - Jr., PR/WR, New Hampshire	Terrance West - Fr., RB, Towson
Sept. 19	Dae'Quan Scott - Soph., RB, James Madison	Jake Giusti - Soph., S, Delaware	Cameron Starke - Soph., PK, James Madison	Kirk Nelms - Fr., CB, Massachusetts
Sept. 26	Tim Donnelly - Jr., QB, Delaware	Stephon Robertson - Soph., LB, James Madison	Dontra Peters - Jr., KR/RB, New Hampshire	R.J. Harris - Fr., WR, New Hampshire
Oct. 3	Pushaun Brown - Sr., RB, Maine	Pat Williams - Sr., LB, James Madison	Jakwail Bailey - Fr., WR, Old Dominion	Taylor Heinicke - Fr., QB, Old Dominion
Oct. 10	Aaron Corp - Sr., QB, Richmond	Paul Worriolow - Jr., LB, Delaware	Jesse Julmiste - Sr., KR, Massachusetts	Terrance West - Fr., RB, Towson
Oct. 17	Jonathan Grimes - Sr., RB, William and Mary	Marcus Hyde - Sr., DE, William and Mary	Jordan Waxman - Sr., P, Maine	Terrance West - Fr., RB, Towson
Oct. 24	Grant Enders - Soph., QB, Towson	Matt Evans - Jr., LB, New Hampshire	Dontra Peters - Jr., KR/RB, New Hampshire	Terrance West - Fr., RB, Towson
Oct. 31	Andrew Pierce - Soph., RB, Delaware	Perry McIntyre - Jr. LB, Massachusetts	Travis Hawkins - So., KR, Delaware	Taylor Heinicke - Fr., QB, Old Dominion
Nov. 7	Terrance West - Fr., RB, Towson	James Pitts - Sr., DB, Villanova	Louis Feinstein - Sr., PK, Rhode Island	Taylor Heinicke - Fr., QB, Old Dominion
Nov. 14	Terrance West - Fr., RB, Towson	Eriq Lewis - Fr., CB, Old Dominion	Derrick Joseph - Fr., KR, Towson	Tye Smith - Fr., CB, Towson
		Troy Russell - Jr., LB, Maine		
Nov. 21	Dae'Quan Scott - Soph., RB, James Madison	Ricky Tunstall - Jr., FS, Delaware	Sean Baner - Soph., PK, Delaware	R.J. Harris - Fr., WR, New Hampshire

Career CAA Football Weekly Award Leaders (Since 2007)

8 - Andrew Pierce (Delaware, RB)
 7 - Jonathan Grimes (William and Mary, RB)
 6 - Rodney Landers (James Madison, QB); Justin Rogers (Richmond, KR/DB); Terrance West (Towson, RB)
 5 - Matt Evans (New Hampshire, LB); Scotty McGee (James Madison, KR)
 4 - Pat Devlin (Delaware, QB); Justin Thorpe (James Madison, QB); Eric Ward (Richmond, QB)
 3 - Jovan Belcher (Maine, DL); Taylor Heinicke (Old Dominion, QB); Tyler Holmes, (Massachusetts, LB); Josh Jennings (Massachusetts, LB); Tom Manning (New Hampshire, PK); Eric McBride (Richmond, LB); Stephon Robertson (James Madison, LB); Ricky Santos (New Hampshire, QB); Dae'Quan Scott (James Madison, QB/RB); Anthony Walters (Delaware, DB); B.W. Webb (William and Mary, DB); Chris Whitney (Villanova, QB)

2 - Angelo Babbaro (Villanova, KR); Pushaun Brown (Maine, RB); Liam Coen (Massachusetts, QB); Derek Cox (William and Mary, DB); Grant Enders (Towson, QB); Louis Feinstein (Rhode Island, PK); R.J. Harris (New Hampshire, WR); Derek Hatcher (Richmond, PR); Jonathan Hernandez (Massachusetts, RB); Tim Hightower (Richmond, RB); Kareem Huggins (Hofstra, KR); Kyle Hunte (Northeastern, LB); Brock Jackolski, (Hofstra, RB); Terrence Klein (New Hampshire, LB); Joe Marcoux (Villanova, PK); Perry McIntyre (Massachusetts, LB); Brian Pate (William and Mary, PK); Dontra Peters (New Hampshire, RB); James Pitts (Villanova, DB); Steve Probst (Rhode Island, QB); Jon Striefsky (Delaware, PK); R.J. Toman (New Hampshire, QB); Adrian Tracy (William and Mary, DL); Jake Trantin (William and Mary, LB); Jared Turcotte (Maine, RB); Josh Vaughan (Richmond, RB); Gian Villante (Hofstra, LB); Griff Yancey (James Madison, RB)

1 - Adam Abramowitz (Richmond, DL); D.J. Adeoba (Massachusetts, LB); Victor Adesanya (Rhode Island, DL); R.J. Archer (William and Mary, QB); Peter Athens (Towson, QB); Jakwail Bailey (Old Dominion, WR); Aaron Ball (Villanova, RB); Sean Baner (Delaware, PK); John Baranowsky (James Madison, DL); Justin Barnes (James Madison, LB); Nick Battle (Richmond, DL); Mike Boyle (New Hampshire, KR); Brian Bradford (Towson, LB); Anthony Bratton (Delaware, DB); Marcus Burley (Delaware, DB); Jerry Butler (Delaware, KR); Mike Callahan (William and Mary, QB); Derek Cassidy (Rhode Island, QB); Cory Christopher (Hofstra, QB); Cody Cipalla (Delaware, DB); John Clements (New Hampshire, KR); Dante Cook (William and Mary, LB); Casey Cooley (Richmond, DL); Aaron Corp (Richmond, QB); Trevor Coston (Maine, PR); Omar Cuff (Delaware, RB); Taveion Cuffee (James Madison, DB); John Dempsey (Villanova, DB); Donte Dennis (Maine, LB); Cameron Dohse (William and Mary, WR); Tim Donnelly (Delaware, QB); Drew Dudzik (James Madison, QB); Joe Flacco (Delaware, QB); Terrance Fox (New Hampshire, KR); Jake Giusti (Delaware, DB); Colby Goodwyn (Old Dominion, RB); Matt Goff (James Madison, P); John Greer (New Hampshire, DB); John Griffin (Northeastern, RB); Stanley Gutierrez (Hofstra, LB); Darryl Hamilton (Richmond, DB); Brandyn Harvey (Villanova, WR); Brian Harvey (Maine, PK); Kyle Havens (Massachusetts, QB); Travis Hawkins (Delaware, KR); David Hayes (Delaware, RB); Ryan Hinds (New Hampshire, DB); Stephen Howell (Richmond, DB); Markus Hunter (James Madison, DB); Travis Hurd (Rhode Island, KR); Marcus Hyde (William and Mary, DE); Devon Jackson (New Hampshire, LB); Chris Jeannot (New Hampshire, TE); Sean Jellison (New Hampshire, RB); Deontroy Johnson (Rhode Island, KR); Mat Johnson (Northeastern, PK); Brandon Johnson-Farrell (Rhode Island, WR); Derrick Joseph (Towson, KR); Jesse Julmiste (Massachusetts, KR); Wil Kamin (Richmond, PK/P); Chris Koepplin (Massachusetts, PK); Tim Kukucka (Villanova, DL); Eriq Lewis (Old Dominion, CB); Sherman Logan (Richmond, DL); Fred Maldonado (Villanova, DB); Matt Marcocelle (Delaware, DL); Deron Mayo (Hofstra, DL); Miguel Maysonet (Hofstra, RB); Willie McGinnis (Rhode Island, DL); David Miller (William and Mary, P); Greg Miller (Villanova, DL); Arthur Moats (James Madison, DL); Martel Moody (Villanova, DB); J.J. Moore (Massachusetts, WR); Maurice Murray (Northeastern, RB); Kirk Nelms (Massachusetts, DB); Tony Nelson (Massachusetts, RB); Joey Orlando (New Hampshire, WR); Martin Parker (Richmond, DL); Matt Parent (New Hampshire, LB); Mike Perry (Delaware, PK); Jake Phillips (William and Mary, QB); Kyle Polk (Towson, LB); Josh Roach (James Madison, LB); Courtney Robinson (Massachusetts, KR); Troy Russell (Maine, LB); Josh Rutter (William and Mary, LB); Trevor Sasek (Delaware, QB); Sean Schaefer (Towson, QB); Tye Smith (Towson, CB); Hugo Souza (New Hampshire, LB); Cameron Starke (James Madison, PK); Matt Szczur (Villanova,

WR); Julian Talley (Massachusetts, WR); Cooper Taylor (Richmond, DB); Phillip Thaxton (Delaware, RB); Nate Thellen (Northeastern, DB); Terence Thomas (Villanova, LB); Chris Treister (Maine, QB); Ricky Tunstall (Delaware, FS); Dino Vasso (New Hampshire, DB); Antonio Vaughan (Old Dominion, WR); Caleb Violette (Massachusetts, PK/P); Ed Wagner (Delaware, P); Jordan Waxman (Maine, P); Terrel Walker (Maine, RB); Lamir Whetstone (Maine, DB); Chase Williams (James Madison, LB); Pat Williams (James Madison, LB); Roger Williams (Hofstra, PK); Paul Worriolow (Delaware, LB); Nick Yako, (Villanova, PK); Rob Zarrilli (Hofstra, PK)

2011 National Weekly Honorees

THE SPORTS NETWORK/FATHEAD.COM FCS NATIONAL PLAYERS OF THE WEEK

Sept. 5.....	Trevor Coston, Maine, PR (Special Teams)
Sept. 5.....	Cooper Taylor, Richmond, S (Defense)
Sept. 12.....	Kirk Nelms, Massachusetts, CB (Freshman)
Sept. 26.....	R.J. Harris, New Hampshire, WR (Freshman)
Oct. 10.....	Terrance West, Towson, RB (Freshman)
Oct. 17.....	Jonathan Grimes, William and Mary, RB (Offense)
Oct. 17.....	Terrance West, Towson, RB (Freshman)
Nov. 7.....	Taylor Heinicke, Old Dominion, QB (Freshman)
Nov. 7.....	James Pitts, Villanova, DB (Defense)
Nov. 21.....	Dae'Quan Scott, James Madison, RB (Offense)
Nov. 28.....	Taylor Heinicke, Old Dominion, QB (Freshman)
Nov. 28.....	Cameron Starke, James Madison, PK (Special Teams)
Dec. 5.....	Taylor Heinicke, Old Dominion (Freshman)

COLLEGE SPORTING NEWS NATIONAL ALL-STAR

Sept. 5.....	Trevor Coston, Maine, DB/PR
Sept. 12.....	Joey Orlando, New Hampshire, WR/PR
Sept. 19.....	Cameron Starke, James Madison, PK
Oct. 17.....	Marcus Hyde, William and Mary, DE
Oct. 24.....	Matt Evans, New Hampshire, LB
Oct. 31.....	Perry McIntyre, Massachusetts, LB
Nov. 7.....	James Pitts, Villanova, DB
Nov. 7.....	Terrance West, Towson, RB

400 - YARD PASSERS

Kevin Decker (New Hampshire, Senior) 422 vs. William and Mary (10/15)

300 - YARD PASSERS

Kevin Decker (New Hampshire, Senior) 395 vs. Villanova (10/8)

Kevin Decker (New Hampshire, Senior) 389 vs. Towson (11/12)

Taylor Heinicke (Old Dominion, Freshman).....373 vs. Richmond (11/5)**Taylor Heinicke (Old Dominion, Freshman).....360 vs. Towson (10/15)**

Aaron Corp (Richmond, Senior) 353 vs. Towson (10/8)

Kevin Decker (New Hampshire, Senior) 352 vs. Holy Cross (10/1)

Aaron Corp (Richmond, Senior) 351 vs. New Hampshire (9/24)

Taylor Heinicke (Old Dominion, Freshman).....341 vs. Georgia Southern (12/3)

Warren Smith (Maine, Junior) 334 vs. Pittsburgh (9/10)

Kevin Decker (New Hampshire, Senior) 330 vs. Lehigh (9/10)

Grant Enders (Towson, Sophomore)..... 314 vs. Old Dominion (10/15)

Thomas DeMarco (Old Dominion, Senior) 310 vs. Campbell (9/3)

Tim Donnelly (Delaware, Junior) 304 vs. Old Dominion (9/24)

Aaron Corp (Richmond, Senior) 301 vs. Maine (10/22)

Brandon Hill (Massachusetts, Freshman) 300 vs. Villanova (11/5)

200 - YARD RUSHERS**Terrance West (Towson, Freshman) 261 vs. New Hampshire (11/12)****Dae'Quan Scott (James Madison, Sophomore) 251 vs. Massachusetts (11/19)**

Jonathan Grimes (William and Mary, Senior) 227 vs. Old Dominion (11/12)

Andrew Pierce (Delaware, Sophomore).....215 vs. Richmond (11/12)**Jordan Anderson (James Madison, Sophomore) 212 vs. Maine (10/8)**

Jonathan Grimes (William and Mary, Senior) 208 vs. Rhode Island (11/5)

Jonathan Grimes (William and Mary, Senior) 205 vs. Richmond (11/19)

100 - YARD RUSHERS

Pushaun Brown (Maine, Senior) 193 vs. Delaware (10/1)

Colby Goodwyn (Old Dominion, Sophomore) 184 vs. Georgia State (9/10)**Terrance West (Towson, Freshman) 183 vs. Maine (11/5)**

Steve Probst (Rhode Island, Senior) 180 vs. Brown (10/1)

Jonathan Grimes (William and Mary, Senior) 169 vs. New Hampshire (10/15)

Jonathan Hernandez (Massachusetts, Senior) 167 vs. Rhode Island (9/17)

Jordan Anderson (James Madison, Sophomore) 162 vs. Richmond (10/1)**Andrew Pierce (Delaware, Sophomore).....158 vs. Towson (10/29)****Terrance West (Towson, Freshman) 155 vs. Delaware (10/29)**

Jonathan Hernandez (Massachusetts, Senior) 151 vs. Holy Cross (9/1)

Nico Steriti (New Hampshire, Freshman)..... 150 vs. Maine (11/19)**Terrance West (Towson, Freshman) 148 vs. Old Dominion (10/15)**

Pushaun Brown (Maine, Senior) 146 vs. Bryant (9/3)

Pushaun Brown (Maine, Senior) 144 vs. Massachusetts (11/12)

Andrew Pierce (Delaware, Sophomore)..... 143 vs. William and Mary (10/8)**Terrance West (Towson, Freshman) 141 vs. William and Mary (10/22)****Dae'Quan Scott (James Madison, Sophomore) 138 vs. Central Connecticut State (9/10)**

Jonathan Grimes (William and Mary, Senior) 137 vs. Villanova (10/1)

Jonathan Grimes (William and Mary, Senior) 133 vs. Towson (10/22)

Terrance West (Towson, Freshman) 128 vs. Richmond (10/8)

Jonathan Grimes (William and Mary, Senior) 128 vs. New Haven (9/17)

Dae'Quan Scott (James Madison, Sophomore) 127 vs. Rhode Island (11/12)**Dae'Quan Scott (James Madison, Sophomore) 126 vs. Liberty (9/17)**

Pushaun Brown (Maine, Senior) 125 vs. Albany (9/17)

Andrew Pierce (Delaware, Sophomore)..... 123 vs. West Chester (9/10)

Deontray Johnson (Rhode Island, Sophomore) 122 vs. Delaware (10/22)

Jonathan Hernandez (Massachusetts, Senior) 121 vs. Old Dominion (10/1)

Andrew Pierce (Delaware, Sophomore)..... 120 vs. Maine (10/1)**R.J. Harris (New Hampshire, Freshman)..... 120 vs. Richmond (9/24)****Jamal Abdur-Rahim (Villanova, Freshman) 119 vs. Delaware (11/19)****Andrew Pierce (Delaware, Sophomore)..... 119 vs. Villanova (11/19)**

Anthony Baskerville (Rhode Island, Senior) 119 vs. Fordham (9/24)

Andrew Pierce (Delaware, Sophomore)..... 119 vs. Navy (9/3)**Nihja White (Delaware, Junior) 117 vs. Old Dominion (9/24)**

Travis Hurd (Rhode Island, Sophomore) 112 vs. Fordham (9/24)

Dae'Quan Scott (James Madison, Sophomore) 112 vs. William and Mary (9/24)

Pushaun Brown (Maine, Senior) 111 vs. Appalachian State (12/3)

Dae'Quan Scott (James Madison, Sophomore) 111 vs. New Hampshire (11/5)**Angus Harper (Old Dominion, Freshman)..... 111 vs. Hampton (9/17)**

Tremayne Dameron (Towson, Junior) 109 vs. Maine (11/5)

100 - YARD RUSHERS (cont.)**Dae'Quan Scott (James Madison, Sophomore)..... 109 vs. Villanova (10/15)****Walter Davis (Delaware, Sophomore) 108 vs. Delaware State (9/17)**

Deontray Johnson (Rhode Island, Sophomore) 107 vs. Fordham (9/24)

Angus Harper (Old Dominion, Freshman)..... 106 vs. William and Mary (11/12)**Andrew Pierce (Delaware, Sophomore)..... 106 vs. Delaware State (9/17)****Dontra Peters (New Hampshire, Junior) 104 vs. Holy Cross (10/1)**

Jonathan Hernandez (Massachusetts, Senior) 103 vs. Richmond (10/29)

Pushaun Brown (Maine, Senior) 103 vs. Rhode Island (10/15)

Austin Medley (Villanova, Freshman) 100 vs. Maine (10/29)**100 - YARD RECEIVERS**

Tre Gray (Richmond, Senior) 194 vs. New Hampshire (9/24)

R.J. Harris (New Hampshire, Freshman)..... 190 vs. Villanova (10/8)**Nick Mayers (Old Dominion, Junior)..... 166 vs. Towson (10/15)****Joey Orlando (New Hampshire, Junior) 166 vs. Lehigh (9/10)**

Julian Talley (Massachusetts, Senior) 155 vs. Villanova (11/5)

Prentic Gill (Old Dominion, Senior) 154 vs. Georgia Southern (12/3)

Reid Evans (Old Dominion, Junior) 149 vs. Richmond (11/5)

Derek Buttles (Maine, Senior) 148 vs. Pittsburgh (9/10)

Anthony Baskerville (Rhode Island, Senior) 147 vs. Delaware (10/22)

Tre Gray (Richmond, Senior) 141 vs. Towson (10/8)

Maurice McDonald (Maine, Junior) 139 vs. Rhode Island (10/15)

Anthony Baskerville (Rhode Island, Senior) 134 vs. Massachusetts (9/17)

Joey Orlando (New Hampshire, Junior) 132 vs. William and Mary (10/15)

Tre Gray (Richmond, Senior) 129 vs. Duke (9/3)

Tre Gray (Richmond, Senior) 128 vs. Maine (10/22)

Tre Gray (Richmond, Senior) 126 vs. Delaware (11/12)

Jonathan Grimes (William and Mary, Senior) 126 vs. New Hampshire (10/15)

Nihja White (Delaware, Junior) 122 vs. Delaware State (9/17)**Damarr Aultman (Maine, Freshman) 117 vs. Appalachian State (12/3)****Damarr Aultman (Maine, Freshman) 117 vs. Towson (11/5)**

Anthony Baskerville (Rhode Island, Senior) 115 vs. Maine (10/15)

Julian Talley (Massachusetts, Senior) 113 vs. New Hampshire (10/22)

Derek Session (Maine, Senior) 111 vs. Delaware (10/1)

Damarr Aultman (Maine, Freshman) 108 vs. Georgia Southern (12/10)

Julian Talley (Massachusetts, Senior) 108 vs. Rhode Island (9/17)

Julian Talley (Massachusetts, Senior) 107 vs. Maine (11/12)

Justin Mello (New Hampshire, Sophomore) 107 vs. Holy Cross (10/1)**R.J. Harris (New Hampshire, Freshman)..... 107 vs. Lehigh (9/10)****R.J. Harris (New Hampshire, Freshman)..... 106 vs. Maine (11/19)****Tom Ryan (Towson, Junior) 106 vs. Old Dominion (10/15)****Damarr Aultman (Maine, Freshman) 105 vs. New Hampshire (11/19)**

Tre Gray (Richmond, Senior) 105 vs. Massachusetts (10/29)

Jesse Julmiste (Massachusetts, Senior) 105 vs. Richmond (10/29)

Sean Cullen (New Hampshire, Senior) 104 vs. Rhode Island (10/29)

Kerby Long (James Madison, Senior) 103 vs. Villanova (10/15)

Tom Ryan (Towson, Junior) 103 vs. Maryland (10/1)

Mickey Mangieri (New Hampshire, Senior) 102 vs. Holy Cross (10/1)

D.J. Mangas (William and Mary, Senior) 102 vs. James Madison (9/24)

Nick Mayers (Old Dominion, Junior)..... 101 vs. William and Mary (11/12)**Justin Perillo (Maine, Sophomore)..... 101 vs. James Madison (10/8)****Brandon Johnson-Farrell (Rhode Island, Junior)..... 100 vs. Delaware (10/22)**

Mickey Mangieri (New Hampshire, Senior) 100 vs. William and Mary (10/15)

16-OR-MORE TACKLES**Matt Evans (New Hampshire, Junior) 24 vs. Lehigh (9/10)****Darius McMillan (Richmond, Junior) 20 vs. William and Mary (11/19)****Matt Evans (New Hampshire, Junior) 19 vs. Towson (11/12)**

Tyler Holmes (Massachusetts, Senior) 19 vs. Central Connecticut State (10/8)

Perry McIntyre (Massachusetts, Junior) 17 vs. James Madison (11/19)

Matt Evans (New Hampshire, Junior) 17 vs. James Madison (11/5)**Chris Beranger (New Hampshire, Sophomore) 17 vs. Richmond (9/24)****Craig Wilkins (Old Dominion, Junior) 17 vs. Hampton (9/17)****Chris Beranger (New Hampshire, Sophomore) 16 vs. Maine (11/19)****Jordan Dangerfield (Towson, Junior) 16 vs. New Hampshire (11/12)**

Derek Mayo (Richmond, Junior) 16 vs. Old Dominion (11/5)

Chris Beranger (New Hampshire, Sophomore) 16 vs. William and Mary (10/15)**Jabrel Mines (William and Mary, Junior) 16 vs. Virginia (9/3)**

2012 CAA Football - 2011 Statistics

CAAFootball.com | @The_CAAFootball | #CAAFB | CAAFootballblog.com | facebook.com/CAAFootball | youtube.com/CAAFootball

RUSHING	Team	Cl	G	Att	Yds	Avg	TD	Long	Yds/G
1. Jonathan Grimes (5)	WM	SR	11	288	1431	5.0	10	87	130.1
2. Terrance West (12)	TU	FR	11	194	1294	6.7	29	72	117.6
3. Andrew Pierce (13)	UD	SO	11	279	1279	4.6	16	44	116.3
4. Dae'Quan Scott (24)	JMU	SO	13	237	1304	5.5	12	76	100.3
5. Jonathan Hernandez (26)	UMASS	SR	11	261	1092	4.2	12	39	99.3
6. Pushaun Brown (35)	UM	SR	12	226	1093	4.8	11	70	91.1
7. Jordan Anderson (71)	JMU	SO	13	169	858	5.1	9	80	66.0
8. Kendall Gaskins (89)	UR	JR	11	168	650	3.9	10	39	59.1
9. Dontra Peters	UNH	JR	11	117	595	5.1	7	48	54.1
10. Angus Harper	ODU	FR	13	141	633	4.5	10	64	48.7

PASSING/GAME	Team	Cl	G	Att	Cmp	Int	Pct.	Yds	TD	Avg/G
1. Kevin Decker	UNH	SR	12	380	262	15	68.9	3272	22	272.7
2. Aaron Corp	UR	SR	11	388	247	13	63.7	2682	17	243.8
3. Warren Smith	UM	SR	13	425	270	14	63.5	3122	22	240.2
4. Grant Enders	TU	SO	11	245	165	8	67.3	2081	16	189.2
5. Tim Donnelly	UD	JR	11	263	165	10	62.7	1732	11	157.5
6. Bob Bentsen	URI	SO	9	156	93	8	59.6	1137	9	126.3
7. Steve Probst	URI	SR	10	145	78	10	53.8	917	8	91.7
8. Thomas DeMarco	ODU	SR	13	160	101	5	63.1	1055	7	81.2
9. Brent Caprio	WM	SO	10	107	68	7	63.6	795	6	79.5
10. Raymond Pendagast	UMASS	FR	9	31	19	1	61.3	237	1	26.3

TOTAL OFFENSE	Team	Cl	G	Rush	Pass	Plays	Total	Yds/G
1. Kevin Decker (9)	UNH	SR	12	429	3272	515	3701	308.4
2. Warren Smith (19)	UM	SR	13	306	3122	531	3428	263.7
3. Aaron Corp (29)	UR	SR	11	-29	2682	442	2653	241.2
4. Grant Enders (43)	TU	SO	11	387	2081	336	2468	224.4
5. Tim Donnelly (86)	UD	JR	11	4	1732	303	1736	157.8
6. Bob Bentsen (94)	URI	SO	9	163	1137	195	1300	144.4
7. Jonathan Grimes	WM	SR	11	1431	0	288	1431	130.1
8. Steve Probst	URI	SR	10	369	917	219	1286	128.6
9. Terrance West	TU	FR	11	1294	0	194	1294	117.6
10. Andrew Pierce	UD	SO	11	1279	0	279	1279	116.3

RECEPTIONS/GAME	Team	Cl	G	Rec	Yds	TD	Long	Avg/C	Rec/G
1. Tre Gray (4)	UR	SR	11	95	1187	4	48	12.5	8.64
2. Julian Talley (32)	UMASS	SR	11	60	759	4	51	12.6	5.45
3. Nick Mayers (41)	ODU	JR	12	62	698	7	93	11.3	5.17
4. Nihja White (44)	UD	JR	10	50	673	4	59	13.5	5.00
5. R.J. Harris (65)	UNH	FR	11	50	714	7	66	14.3	4.55
6. Joey Orlando (69)	UNH	JR	12	54	679	3	61	12.6	4.50
7. Anthony Baskerville (89)	URI	SR	11	46	731	6	83	15.9	4.18
8. D.J. Mangas (96)	WM	SR	11	45	591	5	56	13.1	4.09
9. Brandon Johnson-Farrell	URI	JR	11	44	567	4	46	12.9	4.00
10. Ben Edwards	UR	SO	11	44	509	6	56	11.6	4.00

RECEIVE YDS/GAME	Team	Cl	G	Rec	Yds	TD	Long	Avg/C	Yds/G
1. Tre Gray (6)	UR	SR	11	95	1187	4	48	12.5	107.9
2. Julian Talley (39)	UMASS	SR	11	60	759	4	51	12.6	69.0
3. Nihja White (43)	UD	JR	10	50	673	4	59	13.5	67.3
4. Anthony Baskerville (48)	URI	SR	11	46	731	6	83	15.9	66.5
5. R.J. Harris (56)	UNH	FR	11	50	714	7	66	14.3	64.9
6. Nick Mayers (81)	ODU	JR	12	62	698	7	93	11.3	58.2
7. Joey Orlando (85)	UNH	JR	12	54	679	3	61	12.6	56.6
8. D.J. Mangas (93)	WM	SR	11	45	591	5	56	13.1	53.7
9. Damarr Aultman	UM	FR	11	39	575	5	53	14.7	52.3
10. Brandon Johnson-Farrell	URI	JR	11	44	567	4	46	12.9	51.5

ALL PURPOSE	Team	Cl	G	Rush	Rcv	PR	KR	Yds	Avg/G
1. Jonathan Grimes (1)	WM	SR	11	1431	262	0	817	2510	228.2
2. Dontra Peters (22)	UNH	JR	11	595	174	0	764	1533	139.4
3. Andrew Pierce (26)	UD	SO	11	1279	212	0	0	1491	135.5
4. Jamal Abdur-Rahman (34)	VU	FR	11	293	218	0	910	1421	129.2
5. Jesse Julmiste (45)	UMASS	SR	11	49	522	2	789	1362	123.8
6. Brandon Johnson-Farrell (48)	URI	JR	11	33	567	91	653	1344	122.2
7. Terrance West (52)	TU	FR	11	1294	25	0	0	1319	119.9
8. Dae'Quan Scott (53)	JMU	SO	13	1304	99	142	0	1545	118.8
9. Jonathan Hernandez (55)	UMASS	SR	11	1092	209	0	0	1301	118.3
10. Tre Gray (61)	UR	SR	11	-5	1187	30	58	1270	115.5

INTERCEPTIONS	Team	Cl	G	Int	Yds	TD	Long	Int/G
1. Chris Houston (4)	UNH	SO	12	6	45	0	18	0.50
James Pitts (4)	VU	SR	10	5	26	1	26	0.50
3. Trevor Coston (7)	UM	SR	13	6	48	0	25	0.46
4. Darren Thellen (9)	UMASS	JR	11	5	172	1	85	0.45
5. Erik Lewis (9)	ODU	FR	11	5	31	0	20	0.45
6. Travis Hawkins (23)	UD	SO	11	4	29	0	15	0.36
7. Dean Marlowe (50)	JMU	FR	13	4	25	0	19	0.31
Darlos James (50)	UM	JR	13	4	18	0	17	0.31
9. Kirk Nelms (72)	UMASS	FR	11	3	116	1	80	0.27
10. Kenton Powell (72)	TU	FR	11	3	44	0	30	0.27

PASS EFFICIENCY	Team	Cl	G	Att	Cmp	Int	Pct.	Yds	TD	Eff.
1. Grant Enders (7)	TU	SO	11	245	165	8	67.3	2081	16	153.7
2. Kevin Decker (9)	UNH	SR	12	380	262	15	68.9	3272	22	152.5
3. Warren Smith (41)	UM	SR	13	425	270	14	63.5	3122	22	135.7
4. Brent Caprio	WM	SO	10	107	68	7	63.6	795	6	131.4
5. Raymond Pendagast	UMASS	FR	9	31	19	1	61.3	237	1	129.7
6. Bob Bentsen (53)	URI	SO	9	156	93	8	59.6	1137	9	129.6
7. Aaron Corp (54)	UR	SR	11	388	247	13	63.7	2682	17	129.5
8. Thomas DeMarco	ODU	SR	13	160	101	5	63.1	1055	7	126.7
9. Tim Donnelly (61)	UD	JR	11	263	165	10	62.7	1732	11	124.3
10. Steve Probst	URI	SR	10	145	78	10	53.8	917	8	111.3

PUNT RETURN AVG	Team	Cl	G	Ret	Yds	TD	Long	Avg
1. Trevor Coston (19)	UM	SR	13	21	204	1	74	9.7
2. Rob Jones (20)	UD	JR	11	17	164	0	31	9.6
3. Reid Evans (28)	ODU	JR	13	17	144	0	28	8.5
4. Dae'Quan Scott (31)	JMU	SO	13	17	142	0	23	8.4
5. Julian Talley (33)	UMASS	SR	11	15	122	0	45	8.1
6. Dorian Wells (59)	VU	JR	11	14	68	0	19	4.9

KICK RETURN AVG	Team	Cl	G	Ret	Yds	TD	Long	Avg
1. Derrick Joseph (9)	TU	FR	12	35	978	1	93	27.9
2. Jesse Julmiste (26)	UMASS	SR	11	32	789	2	100	24.7
3. Dontra Peters (27)	UNH	JR	11	31	764	0	70	24.6
4. Brandon Johnson-Farrell (36)	URI	JR	11	27	653	0	45	24.2
5. Jamal Abdur-Rahman (38)	VU	FR	11	38	910	0	42	23.9
6. Wayne Pettus (65)	UR	SO	11	32	714	0	76	22.3
7. Jonathan Grimes (70)	WM	SR	11	37	817	0	44	22.1
8. Roosevelt Boone	UM	SR	13	33	666	1	91	20.2

PUNTING	Team	Cl	G	Punt	Yds	Long	Avg
1. Jonathan Plisco (2)	ODU	JR	12	51	2352	62	46.1
2. Mark Hamilton (7)	VU	JR	11	55	2352	58	42.8
3. David Skahn (36)	JMU	JR	13	67	2687	56	40.1
4. Drake Kuhn (39)	WM	SO	11	43	1712	54	39.8
5. Rauley Zaragoza (48)	UD	JR	11	46	1794	60	39.0
6. Mike MacArthur	UNH	SO	12	40	1532	59	38.3
7. Nick Hicks	UR	JR	10	29	1103	54	38.0
8. Jeff Strait	UMASS	SO	11	34	1268	61	37.3
9. Jordan Waxman (84)	UM	SR	13	63	2272	55	36.1
10. R.J. Peppers	TU	FR	12	31	1091	49	35.2

|--|

2012 CAA Football - 2011 Statistics

CAAFootball.com | @The_CAAFootball / #CAAFB | CAAFootballblog.com | facebook.com/CAAFootball | youtube.com/CAAFootball

SCORING (TDs)

	Team	Cl	G	TD	Rush	Pass	Ret	PAT	Pts	Pts/G
1. Terrance West	TU	FR	11	29	29	0	0	0	174	15.8
2. Andrew Pierce	UD	SO	11	16	16	0	0	1	98	8.9
3. Jonathan Grimes	WM	SR	11	14	10	4	0	0	84	7.6
4. Jonathan Hernandez	UMASS	SR	11	12	12	0	0	0	72	6.5
5. Pushaun Brown	UM	SR	12	12	11	1	0	0	72	6.0
6. Dae'Quan Scott	JMU	SO	13	13	12	1	0	0	78	6.0
7. Kendall Gaskins	UR	JR	11	10	10	0	0	0	60	5.5
8. Kevin Decker	UNH	SR	12	9	9	0	0	3	60	5.0
9. Angus Harper	ODU	FR	13	10	10	0	0	0	60	4.6
10. Larry Pinkard	ODU	FR	13	10	0	9	1	0	60	4.6

SCORING (KICK)

	Team	Cl	G	PATs	FGs	Pts	Pts/G
1. Jarod Brown	ODU	JR	13	57-59	14-21	99	7.6
2. Mike MacArthur	UNH	SO	12	40-43	15-18	85	7.1
3. Sean Baner	UD	SO	11	29-29	15-20	74	6.7
4. D.J. Soven	TU	SO	12	53-56	7-8	74	6.2
5. Cameron Starke	JMU	SO	13	34-35	15-19	79	6.1
6. Brian Harvey	UM	JR	13	41-44	8-14	65	5.0
7. Drake Kuhn	WM	SO	11	20-22	10-14	50	4.5
8. Wil Kamin	UR	JR	10	18-22	9-12	45	4.5
9. Mark Hamilton	VU	JR	11	18-20	10-13	48	4.4
10. Louis Feinstein	URI	SR	11	26-29	7-12	47	4.3

FIELD GOALS

	Team	Cl	G	FG	FGA	Pct.	FG/G
1. Sean Baner (12)	UD	SO	11	15	20	75.0	1.36
2. Mike MacArthur (25)	UNH	SO	12	15	18	83.3	1.25
3. Cameron Starke (30)	JMU	SO	13	15	19	78.9	1.15
4. Jarod Brown (36)	ODU	JR	13	14	21	66.7	1.08
5. Mark Hamilton (44)	VU	JR	11	10	13	76.9	0.91
6. Drake Kuhn (44)	WM	SO	11	10	14	71.4	0.91
7. Wil Kamin (51)	UR	JR	10	9	12	75.0	0.90
8. Louis Feinstein (83)	URI	SR	11	7	12	58.3	0.64
9. Brian Harvey (89)	UM	JR	13	8	14	57.1	0.62
10. D.J. Soven (92)	TU	SO	12	7	8	87.5	0.58

PAT KICKING PCT

	Team	Cl	G	Made	Att	Pct.
1. Sean Baner	UD	SO	11	29	29	100.0
2. Cameron Starke	JMU	SO	13	34	35	97.1
3. Jarod Brown	ODU	JR	13	57	59	96.6
4. D.J. Soven	TU	SO	12	53	56	94.6
5. Brian Harvey	UM	JR	13	41	44	93.2
6. Mike MacArthur	UNH	SO	12	40	43	93.0
7. Drake Kuhn	WM	SO	11	20	22	90.9
8. Louis Feinstein	URI	SR	11	26	29	89.7
9. Wil Kamin	UR	JR	10	18	22	81.8
10. Brandon Levegood	UMASS	SO	9	18	23	78.3

SACKS

	Team	Cl	G	Pos	Solo	Ast	Yds	Total	Avg/G
1. Michael Cole (21)	UM	SO	13	DL	10	2	78	11.0	0.85
2. Brian McNally (47)	UNH	SR	12	DE	7	1	40	7.5	0.62
3. Marcus Hyde (52)	WM	SR	11	DL	6	1	45	6.5	0.59
4. Perry McIntyre (82)	UMASS	JR	11	LB	5	2	39	6.0	0.55
5. Doug Johnson (100)	URI	JR	11	LB	6	0	34	6.0	0.55
6. D.J. Bryant (79)	JMU	SR	13	DE	5	3	68	6.5	0.50
7. Ronnie Cameron (82)	ODU	SR	13	DT	4	5	48	6.5	0.50
8. Lamar Middleton (97)	JMU	SR	13	DT	6	0	41	6.0	0.46
9. James Timmins	URI	SO	10	DL	4	1	31	4.5	0.45
10. Jabrel Mines	WM	JR	11	LB	4	1	24	4.5	0.41

TACKLES FOR LOSS

	Team	Cl	G	Pos	Solo	Ast	Yds	Total	Avg/G
1. Doug Johnson (26)	URI	JR	11	LB	12	5	60	14.5	1.32
2. Ronnie Cameron (52)	ODU	SR	13	DT	9	16	77	17.0	1.31
3. Dave Zocco (64)	URI	SO	11	LB	13	0	42	13.0	1.18
4. Michael Cole (71)	UM	SO	13	DL	13	4	82	15.0	1.15
5. Craig Wilkins (80)	ODU	JR	13	LB	13	3	57	14.5	1.12
6. James Timmins (82)	URI	SO	10	DL	9	4	50	11.0	1.10
7. Perry McIntyre	UMASS	JR	11	LB	7	8	53	11.0	1.00
8. Frank Beltre (100)	TU	JR	12	DE	11	2	41	12.0	1.00
9. Paul Worriow (100)	UD	JR	11	LB	8	6	32	11.0	1.00
10. D.J. Bryant (100)	JMU	SR	13	DE	9	7	83	12.5	0.96

FUMBLES FORCED

	Team	Cl	G	Num	Avg/G
1. Colin Pehanick	UR	SR	11	4	0.36
2. Devan Bridges	VU	JR	11	4	0.36
3. Sage Harold	JMU	FR	11	3	0.27
4. Eriq Lewis	ODU	FR	11	3	0.27
5. Matt Evans	UNH	JR	12	3	0.25
6. Jordan Dangerfield	TU	JR	10	2	0.20
7. Dave Zocco	URI	SO	11	2	0.18
Darrell Dulany	URI	SR	11	2	0.18
Rakim Cox	VU	SO	11	2	0.18
George Beerhalter	WM	SO	11	2	0.18

FUMBLES RCVD

	Team	Cl	G	Num	Avg/G
1. Danzel White	TU	JR	9	2	0.22
2. Jordan Dangerfield	TU	JR	10	2	0.20
3. Craig James	VU	SO	10	2	0.20
4. Jabrel Mines	WM	JR	11	2	0.18
5. Marlon Johnson	VU	JR	11	2	0.18
6. Antoine Lewis	VU	SO	11	2	0.18
7. Romale Tucker	TU	JR	12	2	0.17
8. Troy Russell	UM	JR	13	2	0.15
9. Carvin Powell	ODU	JR	13	2	0.15
10. Michael Cole	UM	SO	13	2	0.15

PASSES DEFENDED

	Team	Cl	G	Brup	Int	Total	Avg/G
1. Eriq Lewis	ODU	FR	11	9	5	14	1.27
2. Travis Hawkins	UD	SO	11	9	4	13	1.18
3. Trevor Coston	UM	SR	13	9	6	15	1.15
4. James Pitts	VU	SR	10	5	5	10	1.00
5. Marcus Burley	UD	JR	11	7	2	9	0.82
6. Antoine Tharpe	UMASS	SO	9	7	0	7	0.78
7. Darren Thellen	UMASS	JR	11	3	5	8	0.73
8. Ronnie Akins	VU	JR	11	6	2	8	0.73
9. Kirk Nelms	UMASS	FR	11	5	3	8	0.73
10. Tyler Holmes	UMASS	SR	11	7	1	8	0.73

TACKLES (All positions)

	Team	Cl	G	Pos	Solo	Ast	Total	Avg/G	Sack
1. Matt Evans (2)	UNH	JR	12	LB	86	79	165	13.8	2.0
2. Darius McMillan (8)	UR	JR	11	LB	40	93	133	12.1	0.5
3. Chris Beranger (9)	UNH	SO	12	DB	72	70	142	11.8	1.0
4. Tyler Holmes (19)	UMASS	SR	11	LB	45	73	118	10.7	2.0
5. Perry McIntyre (20)	UMASS	JR	11	LB	35	80	115	10.5	6.0
6. Jabrel Mines (32)	WM	JR	11	LB	56	53	109	9.9	4.5
7. Jordan Dangerfield (46)	TU	JR	10	DB	57	36	93	9.3	0.0
8. Dave Zocco (56)	URI	SO	11	LB	71	28	99	9.0	4.0
9. Paul Worriow (62)	UD	JR	11	LB	55	42	97	8.8	1.0
10. Stephan Robertson (68)	JMU	SO	13	LB	57	56	113	8.7	2.0
11. Danzel White (69)	TU	JR	9	LB	30	47	77	8.6	1.0
12. Craig Wilkins (71)	ODU	JR	13	LB	58	53	111	8.5	3.5
13. Dillon Lucas (73)	VU	FR	11	LB	46	46	92	8.4	2.0
14. Colin Pehanick (73)	UR	SR	11	DB	40	52	92	8.4	2.0
15. Ronnie Akins (92)	VU	JR	11	DB	52	37	89	8.1	1.0
16. Derek Mayo	UR	JR	11	LB	23	64	87	7.9	0.5
17. Jake Trantini	WM	SR	11	LB	40	44	84	7.6	1.5
18. Alan Buzbee	UNH	JR	12	LB	41	47	88	7.3	1.0
19. Vinson Givans	UM	SR	13	LB	45	49	94	7.2	0.0
20. Doug Johnson	URI	JR	11	LB	51	28	79	7.2	6.0
21. Jerron McMillian	UM	SR	13	DB	61	31	92	7.1	3.5
22. Darrell Dulany	URI	SR	11	DB	40	31	71	6.5	0.0
23. Andrew Harrison	UD	SR	11	LB	32	39	71	6.5	0.0
24. Trevor Coston	UM	SR	13	DB	50	33	83	6.4	0.0
25. Pat Williams	JMU	SR	13	LB	34	48	82	6.3	2.0

NCAA FCS ranking in parentheses | Active Players in italics



2012 CAA Football - 2011 Statistics

CAAFootball.com | @The_CAAFootball | #CAAFB | CAAFootballblog.com | facebook.com/CAAFootball | youtube.com/CAAFootball

TACKLES (All positions; cont.)	Team	Cl	G	Pos	Solo	Ast	Total	Avg/G	Sack
26. Manny Asam	UNH	SO	12	DB	46	29	75	6.2	1.0
27. Craig James	VU	SO	10	DB	40	22	62	6.2	0.0
28. Brian Thompson	WM	JR	11	DB	49	19	68	6.2	1.0
Darren Thellen	UMASS	JR	11	DB	33	35	68	6.2	0.0
Eric Loper	VU	JR	11	DB	37	31	68	6.2	1.0
Alexander DiSanzo	TU	JR	11	LB	34	34	68	6.2	0.0
32. Troy Russell	UM	JR	13	LB	39	41	80	6.2	2.0
33. Devon Bridges	VU	JR	11	LB	32	35	67	6.1	4.0
34. Romale Tucker	TU	JR	12	DE	33	40	73	6.1	3.5
35. Vidal Nelson	JMU	SR	13	LB	32	47	79	6.1	1.0
36. Willie McGinnis	URI	SR	11	DL	35	31	66	6.0	1.5
James Pitts	VU	SR	10	DB	41	19	60	6.0	0.0
38. Frank Beltre	TU	JR	12	DE	33	35	68	5.7	4.0
39. Joe Sarnese	VU	FR	11	DB	41	21	62	5.6	0.0
40. Ronnie Cameron	ODU	SR	13	DT	28	45	73	5.6	6.5
41. Evan Shields	URI	SR	11	CB	45	16	61	5.5	0.0
42. Dean Marlowe	JMU	FR	13	WS	43	28	71	5.5	0.0
43. Chad Hunte	UMASS	JR	11	LB	23	35	58	5.3	0.0
44. Kenton Powell	TU	FR	11	LB	27	30	57	5.2	0.0
45. J.J. Williams	ODU	SR	13	LB	35	32	67	5.2	2.0
46. Matt Rae	URI	SR	11	DL	23	31	54	4.9	0.5
Stanley Dunbar	URI	SR	11	CB	41	13	54	4.9	0.0
48. John Darr	ODU	SO	13	LB	28	35	63	4.8	1.5
49. Kyle Flemings	UNH	SR	10	DB	24	24	48	4.8	0.0
50. Chris Houston	UNH	SO	12	DB	43	14	57	4.8	0.0

TACKLES (DL's)	Team	Cl	G	Pos	Solo	Ast	Total	Avg/G	Sack
1. Romale Tucker	TU	JR	12	DE	33	40	73	6.1	3.5
2. Willie McGinnis	URI	SR	11	DL	35	31	66	6.0	1.5
3. Frank Beltre	TU	JR	12	DE	33	35	68	5.7	4.0
4. Ronnie Cameron	ODU	SR	13	DT	28	45	73	5.6	6.5
5. Matt Rae	URI	SR	11	DL	23	31	54	4.9	0.5
6. Marcus Hyde	WM	SR	11	DL	35	17	52	4.7	6.5
7. Brandon (B.J.) Scott	UR	SO	11	DL	24	27	51	4.6	1.5
8. Raibonne Charles	UM	SR	13	DL	26	28	54	4.2	2.0
9. Antoine Lewis	VU	SO	11	DL	24	20	44	4.0	1.0
10. Michael Atunrase	UD	SR	11	DL	25	18	43	3.9	4.0
11. Chris Burnette	ODU	JR	13	DT	20	29	49	3.8	3.5
Michael Cole	UM	SO	13	DL	27	22	49	3.8	11.0
Kevin Phanor	UM	SR	13	DL	20	29	49	3.8	1.0
14. James Jenkins	UNH	SR	12	DE	25	20	45	3.8	3.5
15. D.J. Bryant	JMU	SR	13	DE	26	22	48	3.7	6.5

TACKLES (LB's)	Team	Cl	G	Pos	Solo	Ast	Total	Avg/G	Sack
1. Matt Evans	UNH	JR	12	LB	86	79	165	13.8	2.0
2. Darius McMillan	UR	JR	11	LB	40	93	133	12.1	0.5
3. Tyler Holmes	UMASS	SR	11	LB	45	73	118	10.7	2.0
4. Perry McIntyre	UMASS	JR	11	LB	35	80	115	10.5	6.0
5. Jabrel Mines	WM	JR	11	LB	56	53	109	9.9	4.5
6. Dave Zocco	URI	SO	11	LB	71	28	99	9.0	4.0
7. Paul Worrilow	UD	JR	11	LB	55	42	97	8.8	1.0
8. Stephon Robertson	JMU	SO	13	LB	57	56	113	8.7	2.0
9. Danzel White	TU	JR	9	LB	30	47	77	8.6	1.0
10. Craig Wilkins	ODU	JR	13	LB	58	53	111	8.5	3.5
11. Dillon Lucas	VU	FR	11	LB	46	46	92	8.4	2.0
12. Derek Mayo	UR	JR	11	LB	23	64	87	7.9	0.5
13. Jake Trantin	WM	SR	11	LB	40	44	84	7.6	1.5
14. Alan Buzbee	UNH	JR	12	LB	41	47	88	7.3	1.0
15. Vinson Givans	UM	SR	13	LB	45	49	94	7.2	0.0

TACKLES (DB's)	Team	Cl	G	Pos	Solo	Ast	Total	Avg/G	Sack
1. Chris Beranger	UNH	SO	12	DB	72	70	142	11.8	1.0
2. Jordan Dangerfield	TU	JR	10	DB	57	36	93	9.3	0.0
3. Colin Pehanick	UR	SR	11	DB	40	52	92	8.4	2.0
4. Ronnie Akins	VU	JR	11	DB	52	37	89	8.1	1.0
5. Jerron McMillian	UM	SR	13	DB	61	31	92	7.1	3.5
6. Darrell Dulany	URI	SR	11	DB	40	31	71	6.5	0.0
7. Trevor Coston	UM	SR	13	DB	50	33	83	6.4	0.0
8. Manny Asam	UNH	SO	12	DB	46	29	75	6.2	1.0
9. Craig James	VU	SO	10	DB	40	22	62	6.2	0.0
10. Eric Loper	VU	JR	11	DB	37	31	68	6.2	1.0
Darren Thellen	UMASS	JR	11	DB	33	35	68	6.2	0.0
Brian Thompson	WM	JR	11	DB	49	19	68	6.2	1.0
13. James Pitts	VU	SR	10	DB	41	19	60	6.0	0.0
14. Joe Sarnese	VU	FR	11	DB	41	21	62	5.6	0.0
15. Evan Shields	URI	SR	11	CB	45	16	61	5.5	0.0

TACKLES (Other positions)	Team	Cl	G	Solo	Ast	Total	Avg/G	Sack
1. Michael Okunfolami	URI	SR	11	26	10	36	3.3	2.0
2. Ryan Smith	JMU	JR	10	21	11	32	3.2	0.0
3. Chris Cordivari	UD	FR	9	11	11	22	2.4	0.5
4. Nick Mayers	ODU	JR	12	7	7	14	1.2	0.0
5. Chris Setian	UNH	SO	12	9	2	11	0.9	0.0
6. Alex Blake	TU	JR	12	9	1	10	0.8	0.0
7. Corey Olsen	UD	SO	11	8	0	8	0.7	0.0
8. David Hood	UM	FR	12	5	3	8	0.7	0.0
9. Keith McBride	WM	FR	10	4	2	6	0.6	0.0
10. James Lizotte	UMASS	SO	10	1	4	5	0.5	0.0
11. Wil Kamin	UR	JR	10	2	2	4	0.4	0.0
12. Blair Roberts	ODU	FR	11	2	2	4	0.4	0.0
Sean Baner	UD	SO	11	2	2	4	0.4	0.0
Ben Edwards	UR	SO	11	3	1	4	0.4	0.0
Joey Brady	WM	SR	11	1	3	4	0.4	0.0

2012 CAA Football - 2011 Statistics

CAAFootball.com | @The_CAAFootball | #CAAFB | CAAFootballblog.com | facebook.com/CAAFootball | youtube.com/CAAFootball

SCORING OFFENSE	G	TD	XP	2XP	DXP	FG	Saf	Pts	Avg
1. Old Dominion (5)	13	62	57	2	0	14	1	477	36.7
2. Towson (12)	12	57	53	1	0	7	0	418	34.8
3. New Hampshire (19)	12	49	40	5	1	16	0	394	32.8
4. Maine (36)	13	51	41	3	2	8	0	381	29.3
5. Delaware (56)	11	34	29	3	0	15	0	284	25.8
6. Massachusetts (62)	11	37	29	0	0	8	1	277	25.2
7. Richmond (83)	11	31	21	3	0	11	0	246	22.4
8. James Madison (84)	13	35	34	0	0	15	0	289	22.2
9. Rhode Island (85)	11	32	26	2	0	7	0	243	22.1
10. William and Mary (106)	11	25	20	1	0	10	0	202	18.4
11. Villanova (111)	11	23	19	0	0	10	1	189	17.2

SCORING DEFENSE	G	TD	XP	2XP	DXP	FG	Saf	Pts	Avg
1. James Madison (16)	13	31	26	2	0	13	0	255	19.6
2. Delaware (19)	11	27	23	1	0	11	0	220	20.0
3. William and Mary (31)	11	29	26	1	0	14	0	244	22.2
4. Maine (42)	13	43	28	3	0	6	0	310	23.8
5. Towson (56)	12	40	37	2	1	9	1	312	26.0
6. Richmond (62)	11	38	34	1	1	9	1	295	26.8
7. Old Dominion (72)	13	46	34	6	0	13	0	361	27.8
8. Massachusetts (74)	11	40	31	2	0	10	1	307	27.9
9. Rhode Island (79)	11	42	35	2	0	7	0	312	28.4
10. Villanova (90)	11	42	35	2	0	15	0	336	30.5
11. New Hampshire (95)	12	48	36	2	0	17	0	379	31.6

PASS OFFENSE	G	Att	Cmp	Int	Pct.	Yds	Avg	TD	Yds/G
1. New Hampshire (16)	12	389	266	16	68.4	3296	8.5	22	274.7
2. Old Dominion (18)	13	474	316	7	66.7	3522	7.4	33	270.9
3. Richmond (24)	11	410	256	14	62.4	2822	6.9	17	256.5
4. Maine (28)	13	428	271	14	63.3	3122	7.3	22	240.2
5. Massachusetts (40)	11	382	221	13	57.9	2560	6.7	13	232.7
6. Towson (61)	12	281	187	10	66.5	2413	8.6	17	201.1
7. Rhode Island (66)	11	308	173	19	56.2	2075	6.7	17	188.6
8. Delaware (77)	11	318	197	11	61.9	1973	6.2	11	179.4
9. William and Mary (93)	11	276	152	13	55.1	1854	6.7	12	168.5
10. Villanova (101)	11	298	163	15	54.7	1725	5.8	12	156.8
11. James Madison (114)	13	226	135	6	59.7	1640	7.3	9	126.2

PASS DEFENSE	G	Att	Cmp	Int	Pct.	Yds	Avg	TD	Yds/G
1. Maine (31)	13	392	226	19	57.7	2478	6.3	16	190.6
2. James Madison (32)	13	379	231	14	60.9	2509	6.6	13	193.0
3. Richmond (36)	11	324	198	6	61.1	2140	6.6	11	194.5
4. Delaware (40)	11	355	193	18	54.4	2166	6.1	9	196.9
5. William and Mary (55)	11	330	216	11	65.5	2244	6.8	13	204.0
6. Massachusetts (63)	11	338	188	13	55.6	2298	6.8	20	208.9
7. Rhode Island (70)	11	316	208	8	65.8	2328	7.4	19	211.6
8. Towson (94)	12	382	253	13	66.2	2726	7.1	17	227.2
9. Villanova (99)	11	293	192	8	65.5	2581	8.8	15	234.6
10. Old Dominion (104)	13	465	277	15	59.6	3151	6.8	21	242.4
11. New Hampshire (105)	12	418	277	20	66.3	2960	7.1	24	246.7

KICKOFF RETURNS	G	Ret	Yds	TD	Avg
1. Delaware (11)	11	42	997	1	23.7
2. Towson (16)	12	55	1283	1	23.3
3. Villanova (31)	11	62	1372	0	22.1
4. Rhode Island (35)	11	53	1142	0	21.5
5. William and Mary (37)	11	44	946	0	21.5
6. New Hampshire (44)	12	69	1465	0	21.2
7. Richmond (56)	11	48	995	0	20.7
8. Massachusetts (76)	11	54	1061	2	19.6
9. James Madison (86)	13	44	842	0	19.1
10. Old Dominion (101)	13	63	1154	0	18.3
11. Maine (117)	13	46	776	1	16.9

PUNTING	G	No.	Yards	Avg/P	PR	Avg	TBg	Net/P
1. Villanova (6)	11	55	2352	42.8	211	3.8	2	38.2
2. Old Dominion (9)	13	63	2803	44.5	292	4.6	8	37.3
3. Delaware (34)	11	47	1845	39.3	103	2.2	3	35.8
4. New Hampshire (43)	12	40	1532	38.3	56	1.4	3	35.4
5. James Madison (44)	13	67	2687	40.1	199	3.0	6	35.3
6. William and Mary (47)	11	43	1712	39.8	124	2.9	4	35.1
7. Towson (84)	12	31	1107	35.7	34	1.1	1	34.0
8. Massachusetts (79)	11	50	1863	37.3	72	1.4	5	33.8
9. Richmond (63)	11	41	1572	38.3	166	4.0	1	33.8
10. Maine (69)	13	64	2325	36.3	80	1.2	5	33.5
11. Rhode Island (108)	11	51	1777	34.8	144	2.8	2	31.2

TURNOVER MARGIN	G	--- Gained ---			--- Lost ---			Mar	Per/G
		Fum	Int	Tot	Fum	Int	Tot		
1. Old Dominion (12)	13	13	15	28	8	7	15	+13	1.00
2. Maine (25)	13	11	19	30	7	14	21	+9	0.69
3. Towson (26)	12	12	13	25	7	10	17	+8	0.67
4. Delaware (27)	11	9	18	27	9	11	20	+7	0.64
5. James Madison (40)	13	4	14	18	8	6	14	+4	0.31
6. New Hampshire (64)	12	8	20	28	14	16	30	-2	-0.17
7. William and Mary (79)	11	4	11	15	6	13	19	-4	-0.36
8. Massachusetts (84)	11	8	13	21	13	13	26	-5	-0.45
9. Villanova (97)	11	10	8	18	11	15	26	-8	-0.73
10. Richmond (104)	11	9	6	15	12	14	26	-11	-1.00
11. Rhode Island (109)	11	8	8	16	9	19	28	-12	-1.09

RUSHING OFFENSE	G	Att	Yds	Avg	TD	Yds/G
1. Towson (11)	12	521	2759	5.3	38	229.9
2. James Madison (12)	13	616	2893	4.7	25	222.5
3. Old Dominion (38)	13	490	2186	4.5	26	168.2
4. William and Mary (45)	11	434	1829	4.2	13	166.3
5. Delaware (47)	11	477	1821	3.8	19	165.5
6. New Hampshire (57)	12	436	1837	4.2	23	153.1
7. Rhode Island (59)	11	425	1653	3.9	15	150.3
8. Villanova (73)	11	402	1522	3.8	9	138.4
9. Maine (76)	13	444	1731	3.9	24	133.2
10. Massachusetts (81)	11	404	1401	3.5	19	127.4
11. Richmond (113)	11	327	845	2.6	12	76.8

RUSHING DEFENSE	G	Rushes	Yards	Avg.	TD	Yds/G
1. James Madison (13)	13	417	1388	3.3	18	106.8
2. Towson (40)	12	419	1709	4.1	22	142.4
3. Old Dominion (43)	13	512	1868	3.6	23	143.7
4. William and Mary (49)	11	401	1616	4.0	16	146.9
5. Rhode Island (51)	11	405	1620	4.0	21	147.3
6. Delaware (53)	11	345	1626	4.7	17	147.8
7. Massachusetts (66)	11	444	1722	3.9	15	156.5
8. Maine (72)	13	539	2104	3.9	26	161.8
9. Villanova (86)	11	460	1899	4.1	26	172.6
10. Richmond (88)	11	421	1920	4.6	25	174.5
11. New Hampshire (94)	12	479	2179	4.5	22	181.6

TOTAL OFFENSE	G	Rush	Pass	Plays	Yards	Avg/P	TD	Yds/G
1. Old Dominion (10)	13	2186	3522	964	5708	5.9	59	439.1
2. Towson (16)	12	2759	2413	802	5172	6.4	55	431.0
3. New Hampshire (18)	12	1837	3296	825	5133	6.2	45	427.8
4. Maine (50)	13	1731	3122	872	4853	5.6	46	373.3
5. Massachusetts (58)	11	1401	2560	786	3961	5.0	32	360.1
6. James Madison (67)	13	2893	1640	842	4533	5.4	34	348.7
7. Delaware (69)	11	1821	1973	795	3794	4.8	30	344.9
8. Rhode Island (76)	11	1653	2075	733	3728	5.1	32	338.9
9. William and Mary (78)	11	1829	1854	710	3683	5.2	25	334.8
10. Richmond (82)	11	845	2822	737	3667	5.0	29	333.4
11. Villanova (106)	11	1522	1725	700	3247	4.6	21	295.2

NCAA FCS ranking in parentheses



2012 CAA Football - 2011 Statistics

CAAFootball.com | @The_CAAFootball / #CAAFB | CAAFootballblog.com | facebook.com/CAAFootball | youtube.com/CAAFootball

TOTAL DEFENSE									OPPONENT 1ST DOWNS					
	G	Rush	Pass	Plys	Yards	Avg	TD	Yds/G	G	Rush	Pass	Pen	Total	
1. James Madison (11)	13	1388	2509	796	3897	4.9	31	299.8	1. Delaware	11	74	98	14	186
2. Delaware (37)	11	1626	2166	700	3792	5.4	26	344.7	2. Rhode Island	11	85	101	15	201
3. William and Mary (41)	11	1616	2244	731	3860	5.3	29	350.9	3. James Madison	13	71	125	14	210
4. Maine (51)	13	2104	2478	931	4582	4.9	42	352.5	4. William and Mary	11	101	104	7	212
5. Rhode Island (60)	11	1620	2328	721	3948	5.5	40	358.9	5. Massachusetts	11	100	102	17	219
6. Massachusetts (64)	11	1722	2298	782	4020	5.1	35	365.5	6. Villanova	11	95	111	19	225
7. Richmond (69)	11	1920	2140	745	4060	5.4	36	369.1	Richmond	11	101	114	10	225
8. Towson (70)	12	1709	2726	801	4435	5.5	39	369.6	8. Maine	13	108	122	17	247
9. Old Dominion (81)	13	1868	3151	977	5019	5.1	44	386.1	9. Towson	12	97	139	12	248
10. Villanova (96)	11	1899	2581	753	4480	5.9	41	407.3	10. Old Dominion	13	109	145	23	277
11. New Hampshire (105)	12	2179	2960	897	5139	5.7	46	428.2	11. New Hampshire	12	127	141	15	283

PUNT RETURN AVG						SACKS BY			
	G	Ret	Yds	TD	Avg	G	Sacks	Yards	
1. New Hampshire (32)	12	13	138	1	10.6	1. James Madison	13	39	264
2. Old Dominion (37)	13	24	246	2	10.2	2. Old Dominion	13	36	239
3. Richmond (42)	11	17	167	1	9.8	3. Maine	13	33	223
4. Maine (47)	13	24	221	1	9.2	4. Rhode Island	11	24	132
5. Delaware (55)	11	19	164	0	8.6	Massachusetts	11	24	165
6. Rhode Island (72)	11	14	109	0	7.8	6. New Hampshire	12	23	142
7. Massachusetts (74)	11	16	124	0	7.8	7. Towson	12	21	146
8. James Madison (75)	13	33	250	0	7.6	8. William and Mary	11	19	132
9. Towson (103)	12	11	58	0	5.3	Villanova	11	19	137
10. William and Mary (105)	11	10	49	0	4.9	10. Delaware	11	14	84
11. Villanova (106)	11	14	68	0	4.9	11. Richmond	11	12	90

PASS EFFICIENCY									PENALTIES				
	G	Att	Cmp	Pct	Int	Yds	TD	Effic	G	No	Yds	Avg/G	
1. Towson (8)	12	281	187	66.5	10	2413	17	151.5	1. William and Mary	11	40	330	30.0
2. New Hampshire (10)	12	389	266	68.4	16	3296	22	150.0	2. Richmond	11	47	421	38.3
3. Old Dominion (12)	13	474	316	66.7	7	3522	33	149.1	3. Maine	13	65	560	43.1
4. Maine (40)	13	428	271	63.3	14	3122	22	135.0	4. Villanova	11	60	493	44.8
5. James Madison (52)	13	226	135	59.7	6	1640	9	128.5	5. James Madison	13	66	586	45.1
6. Richmond (56)	11	410	256	62.4	14	2822	17	127.1	6. Delaware	11	58	496	45.1
7. Rhode Island (73)	11	308	173	56.2	19	2075	17	118.6	7. New Hampshire	12	66	582	48.5
8. Massachusetts (75)	11	382	221	57.9	13	2560	13	118.6	8. Rhode Island	11	60	576	52.4
9. Delaware (76)	11	318	197	61.9	11	1973	11	118.6	9. Towson	12	70	629	52.4
10. William and Mary (82)	11	276	152	55.1	13	1854	12	116.4	10. Old Dominion	13	83	773	59.5
11. Villanova (105)	11	298	163	54.7	15	1725	12	106.5	11. Massachusetts	11	68	665	60.5

PASS DEF EFFICIENCY									OPPONENT PENALTIES				
	G	Att	Cmp	Int	Pct.	Yds	TD	Effic	G	No	Yds	Avg/G	
1. Delaware (8)	11	355	193	18	54.4	2166	9	103.8	1. Rhode Island	11	78	730	66.4
2. Maine (25)	13	392	226	19	57.7	2478	16	114.5	2. Old Dominion	13	85	696	53.5
3. James Madison (40)	13	379	231	14	60.9	2509	13	120.5	3. New Hampshire	12	68	605	50.4
4. Richmond(51)	11	324	198	6	61.1	2140	11	124.1	4. William and Mary	11	54	542	49.3
5. Massachusetts (54)	11	338	188	13	55.6	2298	20	124.6	5. Delaware	11	54	492	44.7
6. Old Dominion (55)	13	465	277	15	59.6	3151	21	124.9	6. Richmond	11	59	489	44.5
7. William and Mary (62)	11	330	216	11	65.5	2244	13	128.9	7. Massachusetts	11	49	465	42.3
8. Towson (74)	12	382	253	13	66.2	2726	17	134.1	8. James Madison	13	61	521	40.1
9. New Hampshire (77)	12	418	277	20	66.3	2960	24	135.1	9. Villanova	11	49	440	40.0
10. Rhode Island (101)	11	316	208	8	65.8	2328	19	142.5	10. Maine	13	62	508	39.1
11. Villanova (112)	11	293	192	8	65.5	2581	15	151.0	11. Towson	12	53	371	30.9

FIRST DOWNS						4TH-DN CONVERSIONS				
	G	Rush	Pass	Pen	Total	G	Conv	Att	Pct	
1. Old Dominion	13	102	170	21	293	1. Old Dominion	13	19	31	61.3
2. New Hampshire	12	112	137	16	265	2. Maine	13	12	20	60.0
3. Towson	12	142	106	8	256	Towson	12	15	25	60.0
4. Maine	13	93	145	11	249	4. Richmond	11	14	28	50.0
5. James Madison	13	139	78	14	231	Rhode Island	11	11	22	50.0
6. Delaware	11	113	96	15	224	Delaware	11	9	18	50.0
7. Massachusetts	11	71	137	12	220	7. James Madison	13	10	22	45.5
8. Richmond	11	56	140	12	208	8. Massachusetts	11	12	28	42.9
9. Rhode Island	11	83	99	17	199	9. William and Mary	11	8	19	42.1
10. William and Mary	11	95	87	14	196	10. New Hampshire	12	4	10	40.0
11. Villanova	11	92	76	15	183	11. Villanova	11	6	17	35.3

NCAA FCS ranking in parentheses



2012 CAA Football - 2011 Statistics

CAAFootball.com | @The_CAAFootball / #CAAFB | CAAFootballblog.com | facebook.com/CAAFootball | youtube.com/CAAFootball

OPP 4TH-DN CONVERSIONS	G	Conv	Att	Pct
1. James Madison	13	6	16	37.5
2. Richmond	11	8	20	40.0
3. Maine	13	11	26	42.3
4. Towson	12	12	26	46.2
5. Massachusetts	11	11	22	50.0
6. Old Dominion	13	16	31	51.6
7. William and Mary	11	13	23	56.5
8. Delaware	11	12	21	57.1
9. Rhode Island	11	12	20	60.0
10. Villanova	11	16	23	69.6
New Hampshire	12	16	23	69.6

SACKS AGAINST	G	Sacks	Yards
1. Rhode Island	11	18	114
2. William and Mary	11	19	107
3. Maine	13	20	138
Delaware	11	20	143
5. Old Dominion	13	21	149
Massachusetts	11	21	141
7. Towson	12	23	132
8. Richmond	11	32	208
James Madison	13	32	183
10. New Hampshire	12	33	210
11. Villanova	11	36	252

RED ZONE OFFENSE	G	RedZone	Percent	TDs	R/P	FG-AT	F/I/D/O
1. Old Dominion	13	50-57	87.7	42	22/20	8-9	3/0/1/2
2. Towson	12	43-51	84.3	38	30/8	5-6	0/3/2/2
3. Richmond	11	34-41	82.9	24	11/13	10-14	0/2/1/0
4. New Hampshire	12	48-58	82.8	33	21/12	15-18	3/1/2/1
5. Delaware	11	31-38	81.6	21	16/5	10-13	1/1/1/1
6. James Madison	13	33-41	80.5	20	17/3	13-15	1/2/2/1
7. Massachusetts	11	36-46	78.3	28	18/10	8-12	1/1/4/0
8. Maine	13	38-49	77.6	31	18/13	7-12	1/0/3/2
9. Rhode Island	11	24-31	77.4	21	11/10	3-5	2/0/3/0
10. William and Mary	11	26-35	74.3	17	8/9	9-11	2/3/2/0
11. Villanova	11	23-36	63.9	14	6/8	9-12	2/2/6/0

FIELD GOALS	G	Made	Att	Pct
1. Towson	12	7	8	.875
2. New Hampshire	12	16	19	.842
3. James Madison	13	15	19	.789
4. Delaware	11	15	21	.714
William and Mary	11	10	14	.714
6. Richmond	11	11	16	.688
7. Old Dominion	13	14	21	.667
Villanova	11	10	15	.667
9. Rhode Island	11	7	12	.583
10. Maine	13	8	14	.571
Massachusetts	11	8	14	.571

RED ZONE DEFENSE	G	RedZone	Percent	TDs	R/P	FG-AT	F/I/D/O
1. Richmond	11	33-46	71.7	27	21/6	6-9	2/0/4/4
2. Maine	13	41-53	77.4	36	25/11	5-10	3/1/3/0
3. Towson	12	42-54	77.8	33	20/13	9-14	2/1/3/1
4. Old Dominion	13	45-56	80.4	36	19/17	9-13	2/2/3/0
5. James Madison	13	33-41	80.5	24	17/7	9-10	1/2/4/0
6. Rhode Island	11	34-42	81.0	28	16/12	6-8	1/1/2/2
7. Delaware	11	24-29	82.8	17	11/6	7-8	1/3/0/0
8. Massachusetts	11	31-37	83.8	24	14/10	7-10	0/0/2/1
9. William and Mary	11	34-40	85.0	22	15/7	12-14	0/1/2/1
10. New Hampshire	12	42-49	85.7	31	16/15	11-12	1/3/2/0
11. Villanova	11	40-45	88.9	25	19/6	15-16	2/2/0/0

PAT KICKING	G	Made	Att	Pct
1. Delaware	11	29	29	1.000
2. James Madison	13	34	35	.971
3. Old Dominion	13	57	59	.966
4. Towson	12	53	56	.946
5. Maine	13	41	44	.932
6. New Hampshire	12	40	43	.930
7. William and Mary	11	20	22	.909
8. Villanova	11	19	21	.905
9. Rhode Island	11	26	29	.897
10. Massachusetts	11	29	34	.853
11. Richmond	11	21	26	.808

3RD-DN CONVERSIONS	G	Conv	Att	Pct
1. Towson	12	80	152	52.6
2. New Hampshire	12	74	151	49.0
3. Delaware	11	76	173	43.9
4. William and Mary	11	64	149	43.0
5. Old Dominion	13	78	193	40.4
6. Richmond	11	60	152	39.5
7. Rhode Island	11	59	153	38.6
8. Maine	13	67	177	37.9
9. Villanova	11	57	152	37.5
10. James Madison	13	66	179	36.9
11. Massachusetts	11	60	164	36.6

TIME OF POSSESSION	G	Total Time	Avg/G
1. Delaware	11	358:45	32:36
2. James Madison	13	421:20	32:24
3. Towson	12	375:01	31:15
4. Richmond	11	339:12	30:50
5. Rhode Island	11	331:47	30:09
6. Maine	13	389:02	29:55
7. William and Mary	11	328:35	29:52
8. Massachusetts	11	322:14	29:17
9. Villanova	11	316:05	28:44
10. Old Dominion	13	360:04	27:41
11. New Hampshire	12	322:32	26:52

OPP 3RD-DN CONVERSIONS	G	Conv	Att	Pct
1. Delaware	11	43	145	29.7
2. Rhode Island	11	55	154	35.7
3. James Madison	13	66	170	38.8
4. Old Dominion	13	81	204	39.7
5. Maine	13	76	186	40.9
6. Richmond	11	59	143	41.3
7. Massachusetts	11	70	168	41.7
8. William and Mary	11	66	153	43.1
9. Villanova	11	71	161	44.1
10. Towson	12	66	148	44.6
11. New Hampshire	12	86	184	46.7

KICKOFF COVERAGE	G	No.	Yds	Avg	Retn	TB	NetAvg
1. Delaware	11	59	3586	60.8	1096	2	41.5
2. Villanova	11	43	2543	59.1	697	5	40.6
3. Massachusetts	11	55	3207	58.3	903	4	40.4
4. William and Mary	11	44	2681	60.9	876	2	40.1
5. Old Dominion	13	84	4966	59.1	1638	3	38.9
6. New Hampshire	12	74	4311	58.3	1439	1	38.5
7. Rhode Island	11	51	2920	57.3	844	6	38.4
8. James Madison	13	59	3316	56.2	978	4	38.3
9. Maine	13	69	3582	51.9	931	6	36.7
10. Towson	12	75	4319	57.6	1555	2	36.3
11. Richmond	11	53	2960	55.8	1027	1	36.1

NCAA FCS ranking in parentheses



2011
Champion: Towson

	Conference	Overall	Pct.
Towson*	7-1	9-3	.750
Old Dominion*	6-2	10-3	.769
Maine*	6-2	9-4	.692
New Hampshire*	6-2	8-4	.667
James Madison*	5-3	8-5	.615
Delaware	5-3	7-4	.636
William and Mary	3-5	5-6	.455
Rhode Island	2-6	3-8	.273
Villanova	1-7	2-9	.182
Richmond	0-8	3-8	.273
Massachusetts	0-0%	5-6	.455

%-official conference record of 0-0 due to 2012 FBS move; announced prior to 2011

2010
Champions: Delaware, William and Mary

	Conference	Overall	Pct.
Delaware*§!	6-2	12-3	.800
William and Mary*	6-2	8-4	.667
Villanova*§	5-3	9-5	.643
New Hampshire*	5-3	8-5	.615
Richmond	4-4	6-5	.545
Massachusetts	4-4	6-5	.545
Rhode Island	4-4	5-6	.455
James Madison	3-5	6-5	.545
Maine	3-5	4-7	.364
Towson	0-8	1-10	.091

2009
Champions: Richmond, Villanova

	Conference	Overall	Pct.
North Division			
New Hampshire*	6-2	10-3	.769
Maine	4-4	5-6	.455
Hofstra	3-5	5-6	.455
Massachusetts	3-5	5-6	.455
Northeastern	3-5	3-8	.273
Rhode Island	0-8	1-10	.091
South Division			
Villanova*§!#	7-1	14-1	.933
Richmond*	7-1	11-2	.846
William and Mary*§	6-2	11-3	.786
Delaware	4-4	6-5	.545
James Madison	4-4	6-5	.545
Towson	1-7	2-9	.182

2008
Champions: James Madison

	Conference	Overall	Pct.
North Division			
New Hampshire*	6-2	10-3	.769
Maine*	5-3	8-5	.615
Massachusetts	4-4	7-5	.583
Hofstra	2-6	4-8	.333
Rhode Island	1-7	3-9	.250
Northeastern	1-7	2-10	.167
South Division			
James Madison*§	8-0	12-2	.857
Villanova*	7-1	10-3	.769
Richmond*§!#	6-2	13-3	.812
William and Mary	5-3	7-4	.636
Delaware	2-6	4-8	.333
Towson	1-7	3-9	.250

2007
Champions: Massachusetts, Richmond

	Conference	Overall	Pct.
North Division			
Massachusetts*	7-1	10-3	.769
Hofstra	4-4	7-4	.636
New Hampshire*	4-4	7-5	.636
Maine	3-5	4-7	.364
Northeastern	2-6	3-8	.273
Rhode Island	2-6	3-8	.273
South Division			
Richmond*§	7-1	11-3	.786
James Madison*	6-2	8-4	.667
Delaware*§!	5-3	11-4	.733
Villanova	5-3	7-4	.636
William and Mary	2-6	4-7	.364
Towson	1-7	3-8	.273

2006
Champion: Massachusetts

	Conference	Overall	Pct.
North Division			
Massachusetts*§!	8-0	13-2	.867
New Hampshire*	5-3	9-4	.692
Maine	5-3	6-5	.545
Northeastern	4-4	5-6	.455
Rhode Island	2-6	4-7	.364
Hofstra	1-7	2-9	.182
South Division			
James Madison*	7-1	9-3	.750
Villanova	5-3	6-5	.545
Towson	4-4	7-4	.636
Richmond	3-5	6-5	.545
Delaware	3-5	5-6	.455
William and Mary	1-7	3-8	.273

2005
Champions: New Hampshire, Richmond

	Conference	Overall	Pct.
North Division			
New Hampshire*	7-1	11-2	.846
Massachusetts	6-2	7-4	.636
Hofstra	5-3	7-4	.636
Maine	3-5	5-6	.455
Northeastern	2-6	2-9	.182
Rhode Island	2-6	4-7	.364
South Division			
Richmond*	7-1	9-4	.750
James Madison	5-3	7-4	.636
Delaware	3-5	6-5	.545
Towson	3-5	6-5	.545
William and Mary	3-5	5-6	.455
Villanova	2-6	4-7	.364

2004
Champions: Delaware, James Madison, William and Mary

	Conference	Overall	Pct.
North Division			
New Hampshire*	6-2	10-3	.768
Massachusetts	4-4	6-5	.545
Northeastern	4-4	5-6	.455
Hofstra	3-5	5-6	.455
Maine	3-5	5-6	.455
Rhode Island	2-6	4-7	.364
South Division			
William and Mary*§	7-1	11-3	.786
Delaware*	7-1	9-4	.692
James Madison*§!#	7-1	13-2	.867
Villanova	3-5	6-5	.545
Richmond	2-6	3-8	.273
Towson	0-8	3-8	.273

2003
Champions: Delaware, Massachusetts

	Conference	Overall	Pct.
Delaware*§!#	8-1	15-1	.938
Massachusetts*	8-1	10-3	.769
Northeastern	6-3	8-4	.667
Maine	5-4	7-5	.583
Villanova	5-4	7-4	.636
William and Mary	4-4	5-5	.500
James Madison	4-5	6-6	.500
New Hampshire	3-6	5-7	.417
Rhode Island	3-6	4-8	.333
Hofstra	2-7	2-10	.167
Richmond	1-8	1-10	.182

2002
Champions: Maine, Northeastern

	Conference	Overall	Pct.
Maine*	7-2	11-3	.786
Northeastern*	7-2	10-3	.769
Villanova*§	6-3	11-4	.733
Massachusetts	6-3	8-4	.667
William and Mary	5-4	6-5	.545
Delaware	4-5	6-6	.500
Hofstra	4-5	6-6	.500
Richmond	4-5	4-7	.364
James Madison	3-6	5-7	.417
New Hampshire	2-7	3-8	.273
Rhode Island	1-8	3-9	.250

2001
Champions: Hofstra, Maine, Villanova William and Mary

	Conference	Overall	Pct.
Hofstra*	7-2	9-3	.750
Maine*	7-2	9-3	.750
Villanova	7-2	8-3	.727
William and Mary*	7-2	8-4	.667
Rhode Island	6-3	8-3	.727
Delaware	4-5	4-6	.400
Northeastern	4-5	5-6	.455
Massachusetts	3-6	3-8	.273
Richmond	3-6	3-8	.273
New Hampshire	2-7	4-7	.364
James Madison	0-9	2-9	.182

2000
Champions: Delaware, Richmond

	Conference	Overall	Pct.
Delaware*§	7-1	12-2	.857
Richmond*	7-1	10-3	.769
Massachusetts	5-3	7-4	.636
James Madison	4-4	6-5	.545
New Hampshire	4-4	6-5	.545
William and Mary	4-4	5-6	.455
Maine	3-5	5-6	.455
Villanova	3-5	5-6	.455
Rhode Island	2-6	3-8	.273
Northeastern	1-7	4-7	.364

1999
Champions: James Madison, Massachusetts

	Conference	Overall	Pct.
James Madison*	7-1	8-4	.667
Massachusetts*	7-1	9-4	.692
Villanova	6-2	7-4	.636
Delaware	5-3	7-4	.636
William and Mary	5-3	6-5	.545
Connecticut	3-5	4-7	.364
Maine	3-5	4-7	.364
New Hampshire	3-5	5-6	.455
Richmond	3-5	5-6	.455
Northeastern	1-7	2-9	.222
Rhode Island	1-7	1-10	.091

* - NCAA Playoff Participant | § - NCAA Playoff Semifinalist
 ! - NCAA Playoff Finalist | # - NCAA Champion

2012 CAA Football - Year-By-Year Standings

CAAFootball.com | @The_CAAFootball | #CAAFB | CAAFootballblog.com | facebook.com/CAAFootball | youtube.com/CAAFootball

1998

Champion: Richmond

New England Division	Conference	Overall	Pct.
Connecticut*	6-2	10-3	.769
Massachusetts*\$!#	6-2	12-3	.800
Maine	3-5	6-5	.546
New Hampshire	3-5	4-7	.364
Rhode Island	2-6	3-8	.273

Mid-Atlantic Division

Richmond*	7-1	9-3	.750
Delaware	4-4	7-4	.636
Villanova	4-4	6-5	.546
William and Mary	4-4	7-4	.636
Northeastern	3-5	5-6	.454
James Madison	2-6	3-8	.273

1997

Champion: Villanova

New England Division	Conference	Overall	Pct.
New Hampshire	5-3	5-6	.454
Connecticut	4-4	7-4	.636
Maine	4-4	5-6	.454
Rhode Island	2-6	2-9	.182
Boston University	1-7	1-10	.090
Massachusetts	1-7	2-9	.182

Mid-Atlantic Division

Villanova*	8-0	12-1	.923
Delaware*\$	7-1	12-2	.857
Northeastern	5-3	8-3	.727
Richmond	4-4	6-5	.545
William and Mary	4-4	7-4	.636
James Madison	3-5	5-6	.454

1996

Champion: William and Mary

New England Division	Conference	Overall	Pct.
New Hampshire	6-2	8-3	.727
Maine	5-3	7-4	.636
Massachusetts	4-4	6-5	.545
Connecticut	3-5	5-6	.454
Rhode Island	2-6	4-7	.364
Boston University	0-8	1-10	.091

Mid-Atlantic Division

William and Mary*	7-1	10-3	.769
Villanova*	6-2	8-4	.667
Delaware*	6-2	8-4	.667
James Madison	5-3	7-4	.636
Northeastern	3-5	6-5	.545
Richmond	1-7	2-9	.182

1995

Champion: Delaware

New England Division	Conference	Overall	Pct.
Rhode Island	6-2-0	7-4-0	.636
Connecticut	5-3-0	8-3-0	.727
New Hampshire	4-4-0	6-5-0	.545
Massachusetts	3-5-0	6-5-0	.545
Boston University	1-7-0	3-8-0	.273
Maine	1-7-0	3-8-0	.273

Mid-Atlantic Division

Delaware*	8-0-0	11-2-0	.846
James Madison*	6-2-0	8-4-0	.667
William and Mary	5-3-0	7-4-0	.636
Richmond	5-3-0	7-3-1	.682
Villanova	2-6-0	3-8-0	.273
Northeastern	2-6-0	4-7-0	.364

1994

Champion: New Hampshire

New England Division	Conference	Overall	Pct.
New Hampshire*	8-0-0	10-2-0	.833
Boston University*	6-2-0	9-3-0	.750
Connecticut	4-4-0	4-7-0	.364
Massachusetts	4-4-0	5-6-0	.455
Rhode Island	2-6-0	2-9-0	.182
Maine	2-6-0	3-8-0	.273

Mid-Atlantic Division

James Madison*	6-2-0	10-3-0	.769
William and Mary	6-2-0	8-3-0	.727
Delaware	5-3-0	7-3-1	.682
Villanova	2-6-0	5-6-0	.455
Northeastern	2-6-0	2-9-0	.181
Richmond	1-7-0	3-8-0	.273

1993

Champion: Boston University

New England Division	Conference	Overall	Pct.
Boston University*	8-0-0	12-1-0	.923
Massachusetts	6-2-0	9-2-0	.818
Connecticut	5-3-0	6-5-0	.545
New Hampshire	4-4-0	6-5-0	.545
Rhode Island	2-6-0	4-7-0	.364
Maine%	0-8-0%	0-11-0%	.000%

Mid-Atlantic Division

William and Mary*	7-1-0	9-3-0	.750
Delaware*	6-2-0	9-4-0	.692
James Madison	4-4-0	6-5-0	.545
Richmond	3-5-0	5-6-0	.455
Northeastern	2-6-0	2-9-0	.181
Villanova	1-7-0	3-8-0	.273

% - forfeited two Conference wins, three overall

1992

Champion: Delaware

Conference	Overall	Pct.	
Delaware*\$	7-1-0	11-3-0	.786
Villanova*	6-2-0	9-3-0	.750
Massachusetts	5-3-0	7-3-0	.700
Richmond	5-3-0	7-4-0	.636
Maine	4-4-0	6-5-0	.545
Connecticut	4-4-0	5-6-0	.455
New Hampshire	3-5-0	5-5-1	.500
Boston University	2-6-0	3-8-0	.273
Rhode Island	0-8-0	1-10-0	.091

1991

Champions: Delaware, Villanova, New Hampshire

Conference	Overall	Pct.	
Delaware*	7-1-0	10-2-0	.833
Villanova*	7-1-0	10-2-0	.833
New Hampshire*	7-1-0	9-3-0	.750
Rhode Island	3-5-0	6-5-0	.545
Massachusetts	3-5-0	4-7-0	.364
Boston University	3-5-0	4-7-0	.364
Maine	2-6-0	3-8-0	.273
Connecticut	2-6-0	3-8-0	.273
Richmond	2-6-0	2-9-0	.182

1990

Champion: Massachusetts

Conference	Overall	Pct.	
Massachusetts*	7-1-0	8-2-1	.772
New Hampshire	5-3-0	7-3-1	.682
Delaware	5-3-0	6-5-0	.545
Connecticut	5-3-0	6-5-0	.545
Villanova	5-3-0	6-5-0	.545
Boston University	4-4-0	5-6-0	.455
Maine	2-6-0	3-8-0	.273
Rhode Island	2-6-0	5-6-0	.455
Richmond	1-7-0	1-10-0	.091

1989

Champions: Maine, Villanova, Connecticut

Conference	Overall	Pct.	
Maine*	6-2-0	9-3-0	.750
Villanova*	6-2-0	8-4-0	.667
Connecticut	6-2-0	8-3-0	.727
New Hampshire	5-3-0	7-3-0	.700
Delaware	5-3-0	7-4-0	.636
Boston University	4-4-0	4-7-0	.364
Massachusetts	3-5-0	5-5-1	.500
Rhode Island	1-7-0	3-8-0	.273
Richmond	0-8-0	1-10-0	.091

1988

Champions: Delaware, Massachusetts

Conference	Overall	Pct.	
Delaware*	6-2-0	7-5-0	.583
Massachusetts*	6-2-0	8-4-0	.667
Connecticut	4-4-0	7-4-0	.636
Maine	4-4-0	7-4-0	.636
New Hampshire	4-4-0	6-5-0	.545
Villanova	4-4-0	5-5-1	.500
Boston University	3-5-0	4-7-0	.364
Rhode Island	3-5-0	3-8-0	.273
Richmond	2-6-0	4-7-0	.364

1987

Champions: Richmond, Maine

Conference	Overall	Pct.	
Richmond*	6-1-0	7-5-0	.583
Maine*	6-1-0	8-4-0	.667
Connecticut	5-2-0	7-4-0	.636
New Hampshire	4-3-0	7-3-0	.700
Delaware	2-5-0	5-6-0	.455
Massachusetts	2-5-0	3-8-0	.273
Boston University	2-5-0	3-8-0	.273
Rhode Island	1-6-0	1-10-0	.091

1986

Champions: Delaware, Massachusetts, Connecticut

Conference	Overall	Pct.	
Delaware*	5-2-0	9-4-0	.692
Massachusetts	5-2-0	7-4-0	.636
Connecticut	5-2-0	8-3-0	.727
New Hampshire	4-3-0	7-4-0	.636
Maine	3-4-0	7-4-0	.636
Richmond	3-4-0	4-7-0	.364
Boston University	3-4-0	4-7-0	.364
Rhode Island	0-7-0	1-10-0	.091

1985

Champion: Rhode Island

Conference	Overall	Pct.	
Rhode Island*	5-0-0	10-3-0	.769
Massachusetts	4-1-0	7-4-0	.636
New Hampshire	2-3-0	6-4-0	.600
Maine	2-3-0	6-5-0	.545
Connecticut	1-4-0	4-5-0	.444
Boston University	1-4-0	3-8-0	.273

1984

Champions: Rhode Island, Boston University

Conference	Overall	Pct.	
Rhode Island*\$	4-1-0	10-3-0	.769
Boston University*	4-1-0	9-3-0	.750
New Hampshire	3-2-0	9-2-0	.818
Maine	2-3-0	5-6-0	.455
Connecticut	1-4-0	3-8-0	.273
Massachusetts	1-4-0	3-8-0	.273

* - NCAA Playoff Participant | \$ - NCAA Playoff Semifinalist

! - NCAA Playoff Finalist | # - NCAA Champion

1983

Champions: Boston University, Connecticut

	<i>Conference</i>	<i>Overall</i>	<i>Pct.</i>
Boston University*	4-1-0	9-4-0	.692
Connecticut	4-1-0	5-6-0	.455
New Hampshire	3-2-0	7-3-0	.700
Rhode Island	2-3-0	6-4-0	.600
Massachusetts	2-3-0	3-8-0	.273
Maine	0-5-0	4-6-0	.400

1982

**Champions: Boston University, Maine
Connecticut, Massachusetts**

	<i>Conference</i>	<i>Overall</i>	<i>Pct.</i>
Boston University*	3-2-0	5-6-0	.455
Maine	3-2-0	7-4-0	.636
Connecticut	3-2-0	5-6-0	.455
Massachusetts	3-2-0	5-6-0	.455
Rhode Island	2-3-0	7-4-0	.636
New Hampshire	1-4-0	4-6-0	.400

1981

Champions: Rhode Island, Massachusetts

	<i>Conference</i>	<i>Overall</i>	<i>Pct.</i>
Rhode Island*	4-1-0	6-6-0	.500
Massachusetts	4-1-0	6-3-0	.667
Boston University	3-2-0	6-5-0	.545
New Hampshire	2-3-0	7-3-0	.700
Connecticut	1-4-0	4-7-0	.364
Maine	1-4-0	3-7-1	.318

1980

Champion: Boston University

	<i>Conference</i>	<i>Overall</i>	<i>Pct.</i>
Boston University	5-0-0	9-2-0	.818
Massachusetts	4-1-0	7-3-0	.700
Connecticut	3-2-0	7-3-0	.700
New Hampshire	2-3-0	6-4-0	.600
Maine	1-4-0	4-7-0	.364
Rhode Island	0-5-0	2-9-0	.181

1979

Champions: Boston University, Massachusetts

	<i>Conference</i>	<i>Overall</i>	<i>Pct.</i>
Massachusetts	4-1-0	6-4-0	.600
Boston University	4-1-0	8-1-1	.850
Connecticut	3-1-1	3-6-2	.364
New Hampshire	2-2-1	5-4-2	.545
Rhode Island	1-4-0	1-9-1	.136
Maine	0-5-0	2-9-0	.181

1978

Champion: Massachusetts

	<i>Conference</i>	<i>Overall</i>	<i>Pct.</i>
Massachusetts*§!	5-0-0	9-4-0	.692
Rhode Island	3-2-0	7-3-0	.700
Connecticut	3-2-0	4-7-0	.364
Boston University	2-3-0	6-4-0	.600
New Hampshire	1-3-1	6-4-1	.591
Maine	0-4-1	3-7-1	.318

1977

Champion: Massachusetts

	<i>Conference</i>	<i>Overall</i>	<i>Pct.</i>
Massachusetts	5-0-0	8-3-0	.727
Rhode Island	4-1-0	6-5-0	.545
New Hampshire	3-2-0	8-2-0	.800
Boston University	1-4-0	3-7-0	.300
Maine	1-4-0	3-7-0	.300
Connecticut	1-4-0	1-10-0	.091

1976

Champion: New Hampshire

	<i>Conference</i>	<i>Overall</i>	<i>Pct.</i>
New Hampshire	4-1-0	8-3-0	.727
Massachusetts	3-2-0	5-5-0	.500
Boston University	2-3-0	3-7-0	.300
Maine	2-3-0	6-5-0	.545
Rhode Island	2-3-0	3-5-0	.375
Connecticut	2-3-0	2-9-0	.182

1975

Champion: New Hampshire

	<i>Conference</i>	<i>Overall</i>	<i>Pct.</i>
New Hampshire	5-0-0	9-3-0	.750
Massachusetts	4-1-0	8-2-0	.800
Connecticut	3-2-0	4-7-0	.364
Boston University	1-4-0	5-6-0	.454
Maine	1-4-0	4-6-0	.400
Rhode Island	1-4-0	2-8-0	.200

1974

Champions: Maine, Massachusetts

	<i>Conference</i>	<i>Overall</i>	<i>Pct.</i>
Maine	4-2-0	4-6-0	.400
Massachusetts	4-2-0	5-6-0	.454
Boston University	3-3-0	5-4-1	.545
Connecticut	3-3-0	4-6-0	.400
New Hampshire	3-3-0	5-4-0	.555
Rhode Island	3-3-0	5-5-0	.500
Vermont	1-5-0	4-6-0	.400

1973

Champion: Connecticut

	<i>Conference</i>	<i>Overall</i>	<i>Pct.</i>
Connecticut	5-0-1	8-2-1	.778
Rhode Island	4-1-1	6-2-2	.700
Massachusetts	4-2-0	6-5-0	.545
New Hampshire	2-3-0	4-5-0	.444
Maine	2-4-0	3-7-0	.300
Boston University	1-4-0	3-7-0	.300
Vermont	1-5-0	3-6-0	.333

1972

Champion: Massachusetts

	<i>Conference</i>	<i>Overall</i>	<i>Pct.</i>
Massachusetts	5-0-0	9-2-0	.818
Connecticut	4-1-0	4-5-0	.444
Vermont	3-2-0	4-5-0	.444
New Hampshire	2-3-0	4-5-0	.444
Maine	1-4-0	3-6-0	.333
Rhode Island	0-5-0	3-7-0	.300

1971

Champions: Connecticut, Massachusetts

	<i>Conference</i>	<i>Overall</i>	<i>Pct.</i>
Connecticut	3-1-1	5-3-1	.611
Massachusetts	3-1-1	4-4-1	.500
New Hampshire	3-2-0	4-4-1	.500
Rhode Island	2-3-0	3-6-0	.333
Vermont	2-3-0	2-7-0	.286
Maine	1-4-0	2-6-0	.250

1970

Champion: Connecticut

	<i>Conference</i>	<i>Overall</i>	<i>Pct.</i>
Connecticut	4-0-1	4-4-2	.500
Massachusetts	3-1-1	4-5-1	.444
New Hampshire	3-2-0	5-3-0	.375
Rhode Island	3-2-0	5-3-0	.625
Maine	1-4-0	3-5-0	.375
Vermont	0-5-0	0-9-0	.000

1969

Champion: Massachusetts

	<i>Conference</i>	<i>Overall</i>	<i>Pct.</i>
Massachusetts	5-0-0	6-3-0	.667
Connecticut	3-2-0	5-4-0	.556
Maine	3-2-0	5-4-0	.556
Vermont	2-3-0	3-6-0	.333
New Hampshire	1-4-0	3-5-0	.375
Rhode Island	1-4-0	3-6-0	.333

1968

Champions: New Hampshire, Connecticut

	<i>Conference</i>	<i>Overall</i>	<i>Pct.</i>
New Hampshire	4-1-0	6-2-0	.750
Connecticut	4-1-0	4-6-0	.400
Rhode Island	2-3-0	3-6-0	.333
Massachusetts	2-3-0	2-8-0	.200
Maine	2-3-0	3-5-0	.375
Vermont	1-4-0	3-6-0	.333

1967

Champion: Massachusetts

	<i>Conference</i>	<i>Overall</i>	<i>Pct.</i>
Massachusetts	5-0-0	7-2-0	.777
Connecticut	4-1-0	5-4-0	.555
Rhode Island	2-2-1	6-2-1	.722
New Hampshire	2-3-0	5-3-0	.625
Vermont	1-3-1	3-5-1	.389
Maine	0-5-0	0-8-0	.000

1966

Champion: Massachusetts

	<i>Conference</i>	<i>Overall</i>	<i>Pct.</i>
Massachusetts	5-0-0	6-3-0	.667
Vermont	3-2-0	6-2-0	.750
Connecticut	2-2-1	2-6-1	.277
Maine	2-3-0	4-5-0	.444
Rhode Island	1-3-1	1-7-1	.167
New Hampshire	1-4-0	2-6-0	.250

1965

Champion: Maine

	<i>Conference</i>	<i>Overall</i>	<i>Pct.</i>
Maine	5-0-0	8-2-0	.800
Massachusetts	4-1-0	7-2-0	.778
Connecticut	2-2-0	3-6-0	.333
Vermont	2-2-0	6-2-0	.750
Rhode Island	1-4-0	2-7-0	.222
New Hampshire	0-5-0	0-8-0	.000

1964

Champion: Massachusetts

	<i>Conference</i>	<i>Overall</i>	<i>Pct.</i>
Massachusetts	5-0-0	8-2-0	.800
Vermont	4-1-0	7-1-0	.875
Connecticut	3-1-1	4-4-1	.500
Maine	2-3-0	5-3-0	.625
Rhode Island	1-4-0	3-7-0	.300
New Hampshire	0-4-1	1-6-1	.188

1963

Champion: Massachusetts

	<i>Conference</i>	<i>Overall</i>	<i>Pct.</i>
Massachusetts	5-0-0	8-0-1	.944
Maine	3-2-0	5-3-0	.625
Vermont	2-2-0	6-2-0	.750
Rhode Island	2-3-0	4-5-0	.444
Connecticut	1-3-0	2-6-0	.250
New Hampshire	1-4-0	2-6-0	.250

* - NCAA Playoff Participant | § - NCAA Playoff Semifinalist
! - NCAA Playoff Finalist | # - NCAA Champion

1962

Champion: New Hampshire

	<i>Conference</i>	<i>Overall</i>	<i>Pct.</i>
New Hampshire	4-0-1	7-0-1	.938
Massachusetts	4-1-0	6-3-0	.666
Connecticut	2-2-0	3-6-0	.333
Vermont	1-3-0	3-5-0	.375
Rhode Island	1-3-1	2-5-2	.333
Maine	1-4-0	4-4-0	.500

1961

Champion: Maine

	<i>Conference</i>	<i>Overall</i>	<i>Pct.</i>
Maine	5-0-0	8-0-1	.944
Massachusetts	3-1-0	5-4-0	.555
Connecticut	2-2-0	2-7-0	.222
New Hampshire	1-3-0	3-5-0	.375
Rhode Island	1-4-0	2-6-1	.277
Vermont	0-2-0	3-3-1	.500

1960

Champions: Connecticut, Massachusetts

	<i>Conference</i>	<i>Overall</i>	<i>Pct.</i>
Connecticut	3-1-0	5-4-0	.555
Massachusetts	3-1-0	7-2-0	.777
Maine	3-2-0	4-3-1	.563
New Hampshire	2-2-0	4-3-0	.571
Rhode Island	1-4-0	3-5-0	.375
Vermont	0-2-0	1-6-0	.143

1959

Champion: Connecticut

	<i>Conference</i>	<i>Overall</i>	<i>Pct.</i>
Connecticut	4-0-0	6-3-0	.667
Massachusetts	2-2-0	3-5-1	.438
Maine	1-2-2	3-3-2	.500
New Hampshire	1-2-1	3-3-2	.500
Rhode Island	1-2-1	3-5-1	.438
Vermont	0-1-0	4-3-0	.571

1958

Champion: Connecticut

	<i>Conference</i>	<i>Overall</i>	<i>Pct.</i>
Connecticut	4-0-0	7-3-0	.700
Maine	3-1-0	6-2-0	.750
Rhode Island	2-2-0	4-4-0	.500
Massachusetts	1-3-0	2-6-0	.250
New Hampshire	0-4-0	2-6-0	.250
Vermont	0-0-0	2-4-1	.357

1957

Champions: Rhode Island, Connecticut

	<i>Conference</i>	<i>Overall</i>	<i>Pct.</i>
Rhode Island	3-0-1	5-2-1	.688
Connecticut	3-0-1	5-4-1	.550
Maine	2-2-0	4-4-0	.500
Massachusetts	1-2-1	1-5-1	.214
New Hampshire	0-3-1	0-7-1	.000
Vermont	0-2-0	2-5-0	.286

1956

Champion: Connecticut

	<i>Conference</i>	<i>Overall</i>	<i>Pct.</i>
Connecticut	3-0-1	6-2-1	.777
Maine	3-1-0	5-2-0	.714
New Hampshire	2-1-1	3-4-1	.438
Vermont	1-2-0	2-5-0	.286
Massachusetts	1-3-0	2-5-1	.313
Rhode Island	1-4-0	2-6-0	.250

1955

Champion: Rhode Island

	<i>Conference</i>	<i>Overall</i>	<i>Pct.</i>
Rhode Island	4-0-1	6-1-2	.777
Maine	2-1-1	5-1-1	.786
New Hampshire	1-1-2	2-4-2	.375
Connecticut	2-2-0	4-4-0	.500
Massachusetts	1-3-0	4-4-0	.500
Vermont	0-3-0	3-3-1	.500

1954

Champion: New Hampshire

	<i>Conference</i>	<i>Overall</i>	<i>Pct.</i>
New Hampshire	4-0-0	7-1-0	.875
Rhode Island	3-1-0	6-2-0	.750
Maine	2-2-0	5-2-0	.714
Vermont	1-1-0	3-3-1	.500
Massachusetts	1-3-0	4-4-0	.500
Connecticut	0-4-0	1-8-0	.111

1953

Champions: New Hampshire, Rhode Island

	<i>Conference</i>	<i>Overall</i>	<i>Pct.</i>
New Hampshire	3-1-0	6-2-0	.750
Rhode Island	3-1-0	6-2-0	.750
Connecticut	2-1-1	3-4-1	.438
Maine	1-2-1	4-2-1	.643
Massachusetts	0-3-0	1-7-0	.125
Vermont	0-1-0	3-3-1	.500

1952

Champions: Rhode Island, Connecticut, Maine

	<i>Conference</i>	<i>Overall</i>	<i>Pct.</i>
Rhode Island	3-1-0	7-1-0	.875
Connecticut	3-1-0	5-3-0	.625
Maine	3-1-0	4-3-0	.571
Massachusetts	1-2-0	4-3-1	.563
New Hampshire	0-4-0	3-4-1	.438
Vermont	0-1-0	2-5-0	.286

1951

Champion: Maine

	<i>Conference</i>	<i>Overall</i>	<i>Pct.</i>
Maine	3-0-1	6-0-1	.929
Connecticut	2-1-0	4-4-0	.500
New Hampshire	1-2-1	5-2-1	.688
Rhode Island	1-3-0	3-5-0	.375
Vermont	0-3-0	0-7-0	.000
Massachusetts	2-0-0	3-4-1	.438

1950

Champion: New Hampshire

	<i>Conference</i>	<i>Overall</i>	<i>Pct.</i>
New Hampshire	4-0-0	8-0-0	1.000
Maine	3-1-0	5-1-1	.786
Rhode Island	2-2-0	3-5-0	.375
Vermont	0-3-0	2-5-0	.286
Connecticut	0-3-0	3-5-0	.375
Massachusetts	1-1-0	3-5-0	.375

1949

Champions: Connecticut, Maine

	<i>Conference</i>	<i>Overall</i>	<i>Pct.</i>
Connecticut	2-0-1	4-4-1	.500
Maine	2-0-1	2-4-1	.357
New Hampshire	1-3-0	4-4-0	.500
Rhode Island	0-4-0	0-8-0	.000
Vermont	2-0-0	6-2-0	.750
Massachusetts	1-1-0	3-5-0	.375

1948

Champion: New Hampshire

	<i>Conference</i>	<i>Overall</i>	<i>Pct.</i>
New Hampshire	3-1-0	5-3-0	.625
Connecticut	2-1-0	3-5-0	.375
Maine	1-2-0	4-3-0	.571
Rhode Island	0-4-0	2-5-1	.313
Vermont	1-1-0	4-3-1	.563
Massachusetts	2-0-0	3-4-1	.438

1947

Champion: New Hampshire

	<i>Conference</i>	<i>Overall</i>	<i>Pct.</i>
New Hampshire	4-0-0	8-1-0	.889
Maine	2-1-0	6-1-0	.857
Connecticut	1-2-0	4-4-0	.500
Rhode Island	1-3-0	3-4-0	.429
Massachusetts	0-1-1	3-4-1	.438
Vermont	0-1-1	3-4-1	.438

* - NCAA Playoff Participant | \$ - NCAA Playoff Semifinalist
! - NCAA Playoff Finalist | # - NCAA Champion

CAA Football All-Time Coaching Records

-- OVERALL --			
Coach	Years	Record	Pct.
1. Biff Glassford (UNH)	1946-1948	19-5-1	.780
2. Vic Fusia (UMass)	1961-1970	59-32-2	.645
3. Mike London (UR)	2008-2009	24-5	.828
4. David Nelson (UM)	1949-1950	7-5-2	.571
5. Dick MacPherson (UMass)	1971-1977	45-27-1	.623
6. Bobby Wilder (ODU)	2011	10-3	.769
Bob Casciola (UC)	1971-1972	9-8-1	.528
Tom Lichtenberg (UM)	1989	9-3	.750
Charles Studley (UMass)	1960	7-2	.778
10. Hal Kopp (URI)	1950, 52-55	28-11-2	.718
11. Bob Pickett (UMass)	1978-1983	36-28	.563
12. John Toner (UC)	1966-1970	20-24-3	.457
13. Harold "Tubby" Raymond (UD)	1966-2001	300-119-3	.714
14. Mark Whipple (UMass)	1998-2003	49-26	.653
15. Tim Murphy (UM)	1987-1988	15-8	.652
16. Rick Taylor (BU)	1977-1984	55-32-1	.631
Thomas Eck (UMass)	1945, 47-51	17-23-4	.432
18. Bob Ingalls (UC)	1952-1963	49-54-3	.476
19. Don Brown (NU, UMass)	2000-03, 04-08	70-39	.642
Northwestern	2000-2003	27-20	.574
Massachusetts	2004-2008	42-19	.689
20. Rip Scherer (JMU)	1991-1994	29-19	.604
21. Larry Naviaux (UC)	1973-1976	18-24-1	.430
22. J.O. Christian (UC)	1934-1949	66-51-4	.562
23. Hal Westerman (UM)	1951-1966	80-38-7	.668
24. Dave Clawson (UR)	2004-2007	29-20	.592
25. Jimmy Laycock (WM)	1980-	213-151-2	.585
26. Mickey Matthews (JMU)	1999-	96-61	.611
27. Andy Talley (VU)	1985-	190-116-1	.621
28. K.C. Keeler (UD)	2002-	81-46	.638
29. Bill Bowes (UNH)	1972-1998	175-106-5	.621
30. Rick Forzano (UC)	1964-1965	7-10-1	.417
31. Sean McDonnell (UNH)	1999-	96-62	.608
32. Skip Holtz (UC)	1994-1998	34-23	.597
Jim Root (UNH)	1968-1971	18-14-1	.561
34. Tom Jackson (UC)	1983-1993	62-57	.521
35. Jim Reid (UMass, UR)	1986-91, 95-03	84-82-3	.506
Massachusetts	1986-1991	36-29-2	.552
Richmond	1995-2003	48-53-1	.475
36. Latrell Scott (UR)	2010	6-5	.545
Dan Allen (BU)	1990-1995	36-33	.522
Alex Wood (JMU)	1995-1998	23-22	.511
Dal Shealy (UR)	1980-1988	43-57	.430
Bob Stull (UMass)	1984-1985	10-12	.455
George Allen (UM)	1941, 46-48	16-11-2	.586
42. Joe Gardi (HOF)	2001-2005	119-62-2	.656
43. Walt Nadzak (UC)	1977-1982	24-39-2	.385
44. Mike Hodges (UMass)	1992-1997	35-30	.538
45. Jack Cosgrove (UM)	1993-	106-112	.486
46. Chris Palmer (BU)	1988-1989	8-14	.364
47. Chief Boston (UNH)	1949-1964	60-57-10	.512
48. Bob Clifford (VER)	1962-1969	37-29-1	.560
49. Jack Gregory (URI)	1970-1975	22-33-2	.404
50. Kevin Morris (UMass)	2009-2011	16-17	.485
Buddy Teevens (UM)	1985-1986	13-9	.591
52. Herb Maack (URI)	1956-1960	17-22-2	.439
53. Randy Edsall (UC)	1999	4-7	.364
54. Bob Griffin (URI)	1976-1992	79-107-1	.425
55. Rob Ambrose (TU)	2009-	12-22	.353
Rocky Hager (NU)	2004-2009	20-47	.299
Kirk Ferentz (UM)	1990-1992	12-21	.363
Paul Kemp (BU)	1973-1976	16-24-1	.402
Arthur Valpey (UC)	1950-1951	7-9	.438
Barry Gallup (NU)	1991-1999	38-60-1	.389
61. Walter Abbott (UM)	1967-1975	27-53	.338
62. Steve Stetson (BU)	1985-1987	10-23	.303
63. Jack Zilly (URI)	1963-1969	21-41-2	.344
64. Dave Cohen (HOF)	2006-2009	18-27	.400
Floyd Keith (URI)	1993-1999	23-57	.303
66. Ron Rogerson (UM)	1981-1984	19-23-1	.454
Joe Yukica (UNH)	1966-1967	7-9	.438
68. Tim Stowers (URI)	2000-2007	33-57	.367
69. Carl Falivene (VER)	1972-1974	11-17	.393
70. John C. Evans (VER)	1947-1951	15-21-2	.421
71. Charlie O'Rourke (UMass)	1952-1959	21-39-4	.359
72. Joe Trainer (URI)	2009-	9-24	.273
Jim Marshall (UR)	1989-1994	19-47	.288
John Chironna (URI)	1961-1962	4-11-3	.306
Ed Doherty (URI)	1951	3-5	.375
76. Gordy Combs (TU)	2004-2008	22-34	.393
77. Joe Scannella (VER)	1970-1971	2-16	.111
78. Jack Bicknell (UM)	1976-1980	18-35-1	.343
79. Darren Rizzi (URI)	2008	3-9	.250
80. Ed Donnelly (VER)	1952-1961	25-40-5	.393
81. Bill Beck (URI)	1941, 46-49	12-22-2	.361
82. Tom Masella (BU)	1996-1997	2-20	.091
83. Wayne Lineburg (UR)	2011	3-8	.273
Andy Mooradian (UNH)	1965	0-8	.000

-- CONFERENCE --

Record	Pct.
7-1	.875
41-7-1	.847
13-3	.813
5-1-1	.786
28-8-1	.770
6-2	.750
7-2-1	.750
6-2	.750
3-1	.750
15-5-1	.738
22-8	.733
17-6-2	.720
89-38	.701
35-16	.686
10-5	.667
26-14	.650
6-3-1	.650
29-16-3	.635
47-28	.627
18-17	.514
29-11	.725
10-6	.625
13-8-1	.614
5-3-1	.611
41-26-5	.604
19-13	.594
91-63	.591
63-44	.589
113-82	.579
47-35	.573
97-74-2	.567
4-3-1	.563
59-48	.551
22-18	.550
11-9	.550
42-35	.545
61-60	.504
26-20	.565
35-40	.467
4-4	.500
24-24	.500
16-16	.500
11-11	.500
5-5	.500
3-3	.500
21-22	.488
14-15-1	.483
23-25	.479
7-9	.438
25-34-8	.433
15-20-1	.431
13-18-1	.422
10-14	.417
5-7	.417
8-12-2	.409
3-5	.375
37-67	.356
8-16	.333
16-32	.333
8-16	.333
7-14	.333
2-4	.333
18-38	.321
15-32	.319
6-13	.316
10-23-2	.314
10-22	.313
17-39	.304
6-14	.300
3-7	.300
20-47	.299
5-12	.294
3-8-1	.292
8-21-1	.283
6-18	.250
12-36	.250
2-7-1	.250
1-3	.250
9-31	.225
2-8	.200
4-20-1	.180
1-7	.125
2-15	.118
1-11	.083
1-15	.063
0-8	.000
0-5	.000

CAA All-Time Wins

1. Andy Talley (VU)	113
2. Bill Bowes (UNH).....	97
3. Jimmy Laycock (WM)	91
Harold "Tubby" Raymond (UD).....	89
5. Jack Cosgrove (UM)	82
6. Mickey Matthews (JMU)	63
7. Jim Reid (UMass, UR).....	61
8. Sean McDonnell (UNH)	59
9. K.C. Keeler (UD)	47
Don Brown (NU, UMass).....	47
11. Tom Jackson (UC).....	42
12. Hal Westerman (UM).....	41
Vic Fusia (UMass).....	41
14. Bob Griffin (URI).....	37
15. Mark Whipple (UMass).....	35
16. Bob Ingalls (UC).....	29
17. Dick MacPherson (UMass).....	28
18. Rick Taylor (BU).....	26
19. Chief Boston (UNH).....	25
20. Dan Allen (BU).....	24
21. Mike Hodges (UMass).....	23
22. Skip Holtz (UC).....	22
Bob Pickett (UMass).....	22
24. Joe Gardi (HOF).....	21
25. Tim Stowers (URI).....	20
26. Dave Clawson (UR).....	19
27. Barry Gallup (NU).....	18
28. Floyd Keith (URI).....	17
John Toner (UC).....	17
30. Rocky Hager (NU).....	16
Alex Wood (JMU).....	16
32. Walter Abbott (UM).....	15
Bob Clifford (VER).....	15
Hal Kopp (URI).....	15
35. Walt Nadzak (UC).....	14
36. Mike London (UR).....	13
Jack Gregory (URI).....	13
Larry Naviaux (UC).....	13
39. Jim Marshall (UR).....	12
40. Jim Root (UNH).....	11
Dal Shealy (UR).....	11
42. Dave Cohen (HOF).....	10
Kevin Morris (UMass).....	10
Tim Murphy (UM).....	10
Rip Scherer (JMU).....	10
Jack Zilly (URI).....	10
47. Gordy Combs (TU).....	9
48. Rob Ambrose (TU)	8
Kirk Ferentz (UM).....	8
Herb Maack (URI).....	8
Charlie O'Rourke (UMass).....	8
Bob Casciola (UC).....	7
Biff Glassford (UNH).....	7
Paul Kemp (BU).....	7
Chris Palmer (BU).....	7
56. Joe Trainer (URI)	6
Bobby Wilder (ODU)	6
Thomas Eck (UMass).....	6
Tom Lichtenberg (UM).....	6
Ron Rogerson (UM).....	6
Steve Stetson (BU).....	6
62. J.O. Christian (UC).....	5
Carl Falivene (VER).....	5
David Nelson (UM).....	5
Bob Stull (UMass).....	5
Buddy Teevens (UM).....	5
67. Jack Bicknell (UM).....	4
Rick Forzano (UC).....	4
Latrell Scott (UR).....	4
70. George Allen (UM).....	3
Randy Edsall (UC).....	3
John C. Evans (VER).....	3
Charles Studley (UMass).....	3
Joe Yukica (UNH).....	3
75. John Chironna (URI).....	2
Ed Donnelly (VER).....	2
Joe Scannella (VER).....	2
Arthur Valpey (UC).....	2
79. Darren Rizzi (URI).....	1
Bill Beck (URI).....	1
Ed Doherty (URI).....	1
Tom Masella (BU).....	1
83. Wayne Lineburg (UR).....	0
Andy Mooradian (UNH).....	0

All-Time Passing Records

Pass Completions - Career

Comp.	Name	School	Years
1,102	Ricky Santos	New Hampshire	2004-2007
1,044	Sean Schaefer	Towson	2005-2008
868	Chris Boden	Villanova	1996-1999
833	Brett Gordon	Villanova	1999-2002
830	Liam Coen	Massachusetts	2005-2008
803	Matt DeGennaro	Connecticut	1987-1990
784	Eric Ward	Richmond	2006-2009
755	Ron Whitcomb	Maine	2003-2006
691	Chris Hixson	Rhode Island	1993-1996
676	Dave Corley, Jr.	William and Mary	1999-2002

Passing Touchdowns - Career

TD	Name	School	Years
123	Ricky Santos	New Hampshire	2004-2007
99	Chris Boden	Villanova	1996-1999
90	Liam Coen	Massachusetts	2005-2008
83	Brett Gordon	Villanova	1999-2002
78	Tom Ehrhardt	Rhode Island	1984-1985
76	Sean Schaefer	Towson	2005-2008
73	Dave Corley, Jr.	William and Mary	1999-2002
73	Matt DeGennaro	Connecticut	1987-1990
73	Shane Stafford	Connecticut	1995-1998
69	Mike Buck	Maine	1986-1989

Yards Gained - Career

Yards	Name	School	Years
13,212	Ricky Santos	New Hampshire	2004-2007
11,644	Sean Schaefer	Towson	2005-2008
11,031	Liam Coen	Massachusetts	2005-2008
10,166	Chris Boden	Villanova	1996-1999
9,805	Dave Corley, Jr.	William and Mary	1999-2002
9,639	Brett Gordon	Villanova	1999-2002
9,288	Matt DeGennaro	Connecticut	1987-1990
8,969	Eric Ward	Richmond	2006-2009
8,845	Mike Buck	Maine	1986-1989
8,839	Shane Stafford	Connecticut	1995-1998

Yards Gained - Game

Yards	Name (School)	Opponent	Date
566	Tom Ehrhardt (URI)	Connecticut	11/16/85
560	Bobby Seck (HOF)	Rhode Island	9/25/04
556	Matt Nagy (UD)	Connecticut	11/7/98
538	Ricky Santos (UNH)	Villanova	10/2/04
522	Mickey Fein (UM)	Connecticut	10/11/97
520	Tom Ehrhardt (URI)	Lehigh	10/12/85
496	Bobby Seck (HOF)	Liberty	11/22/03
494	Tom Ehrhardt (URI)	Furman	12/7/85
486	Bob Jean (UNH)	Villanova	11/5/88
484	Cory Christopher (HOF)	Massachusetts	11/21/09

Senior Record: 566 Tom Ehrhardt (URI) vs. Connecticut (11/16/85)
 Junior Record: 560 Bobby Seck (HOF) vs. Rhode Island (9/25/04)
 Sophomore Record: 556 Matt Nagy (UD) vs. Connecticut (11/7/98)
 Freshman Record: 538 Ricky Santos (UNH) vs. Villanova (10/2/04)

Average Yards Gained - Season

(minimum 3,000 yards)

Avg.	Name (School)	Cl.	Gms.	Yards	Year
346.8	Tom Ehrhardt (URI)	Sr.	13	4,508	1985
303.3	Sean Schaefer (TU)	So.	10	3,033	2006
302.0	Anton Clarkson (HOF)	Jr.	10	3,020	2005
299.7	Robert Dougherty (BU)	Sr.	12	3,596	1994
297.7	Tom Ehrhardt (URI)	Jr.	13	3,870	1984
297.3	Rocky Butler (HOF)	Sr.	12	3,568	2001
292.1	Ricky Santos (UNH)	So.	13	3,797	2005
290.2	Kevin Foley (BU)	Sr.	11	3,192	1995
286.0	Brett Gordon (VU)	Sr.	15	4,290	2002
285.2	Chris Boden (VU)	So.	13	3,707	1997

Senior Record: 346.8 Tom Ehrhardt (URI), 1985
 Junior Record: 302.0 Anton Clarkson (HOF), 2005
 Sophomore Record: 303.3 Sean Schaefer (TU), 2006
 Freshman Record: 255.2 Ricky Santos (UNH), 2004

INDIVIDUAL RECORDS

Most Pass Attempts - Game

78 Tom Ehrhardt (URI) vs. Furman, 12/7/85

Most Pass Completions - Game

43 Chris Boden (VU) vs. Connecticut, 10/16/99
 43 Sean Schaefer (TU) vs. Hofstra, 9/23/06

Most Pass Completions - Season

386 Brett Gordon (VU), 2002

Most Completions Per Game - Season

30.4 Tom Ehrhardt (URI), 1985

Most Pass Attempts - Season

645 Tom Ehrhardt (URI), 1985

Most Pass Attempts - Career

1,636 Ricky Santos (UNH), 2004-07

Most Touchdown Passes - Game

8 Bobby Seck (HOF) vs. Rhode Island, 9/25/04
 8 Tom Ehrhardt (URI) vs. Connecticut, 11/16/85

Most Touchdown Passes - Season

42 Chris Boden (VU), 1997
 42 Tom Ehrhardt (URI), 1985

Most Interceptions Thrown - Game

6 Six times
 Last by Jake Phillips (WM) vs. Richmond, 11/22/08

Most Interceptions Thrown - Season

27 Tom Ehrhardt (URI), 1985

Most Interceptions Thrown - Career

59 Sean Schaefer (TU), 2005-08

Longest Pass

98 R.J. Archer-to-Cameron Dohse (WM) vs. Villanova, 12/11/09
 98 Steve Monaco-to-Emerson Foster (URI) vs. Holy Cross, 9/3/88

TEAM RECORDS

Most Passing Attempts - Game

90 Rhode Island vs. Furman, 12/7/85

Most Passing Attempts - Season

761 Rhode Island, 1985 (13 Games)

Most Pass Completions - Game

45 Rhode Island vs. Furman, 12/7/85

Most Pass Completions - Season

419 Rhode Island, 1985 (13 Games)

Highest Completion Percentage - Season

73.2 New Hampshire, 2007 (12 Games)

Most Passing Yards - Game

580 Rhode Island vs. Connecticut, 11/16/85

Most Passing Yards - Season

5,321 Rhode Island, 1985 (13 Games)

Most Touchdown Passes - Game

8 Twice, Last by Hofstra vs. Rhode Island, 9/25/04

Most Touchdown Passes - Season

47 Rhode Island, 1985 (13 Games)

Most First Downs Passing - Game

29 Rhode Island vs. Connecticut, 11/16/85

Most First Downs Passing - Season

256 Rhode Island, 1985 (13 Games)

Annual Passing Leaders

Completions

Year	Name (Team)	Completions
1978	Steve Tosches (URI)	114
1979	Mike McEvilly (UM)	107
1980	Ken Sweitzer (UC)	127
1981	Ken Sweitzer (UC)	145
1982	Rich LaBonte (UM)	112
1983	Dave Weinke (URI)	150
1984	Tom Ehrhardt (URI)	108
1985	Tom Ehrhardt (URI)	283
1986	Peter Lane (UC)	187
1987	Mike Buck (UM)	232

Passing Efficiency

(since ratings system - 1988)

Year	Name (Team)	Rating
1988	Matt DeGennaro (UC)	126.4
1989	Mike Buck (UM)	159.6
1990	Matt Griffin (UNH)	125.8
1991	Tom Colombo (VU)	133.0
1992	Greg Lilly (UR)	157.0
1993	Shawn Knight (WM)	204.6
1994	Shawn Knight (WM)	151.3
1995	Leo Hamlett (UD)	165.4
1996	Mike Cook (WM)	142.5
1997	Chris Boden (VU)	174.0
1998	Matt Nagy (UD)	157.0
1999	Dave Corley, Jr. (WM)	141.3
2000	Brett Gordon (VU)	153.5
2001	Rocky Butler (HOF)	166.2
2002	Dave Corley, Jr. (WM)	144.6
	Brett Gordon (VU)	144.6
2003	Lang Campbell (WM)	152.1
2004	Lang Campbell (WM)	158.7
2005	Ricky Santos (UNH)	170.3
2006	Justin Rascati (JMU)	164.0
2007	Ricky Santos (UNH)	163.1
2008	Rodney Landers (JMU)	170.7
2009	Chris Whitney (VU)	151.6
2010	Pat Devlin (UD)	151.6
2011	<i>Grant Enders (TU)</i>	153.7

Active Players in italics

All-Time Rushing Records

Yards Gained - Career			
Yards	Name	School	Years
6,250	Marcel Shipp	Massachusetts	1997-2000
6,193	Jerry Azumah	New Hampshire	1995-1998
5,332	Steve Baylark	Massachusetts	2003-2006
4,624	Rene Ingoglia	Massachusetts	1992-1995
4,587	Daryl Brown	Delaware	1991-1994
4,541	Jonathan Grimes	William and Mary	2008-2011
4,499	Brian Westbrook	Villanova	1997-2001
4,436	Paul Lewis	Boston University	1981-1984
4,364	Omar Cuff	Delaware	2004-2007
4,025	Carl Smith	Maine	1988-1991

Average Yards Gained - Season (Minimum 1,000 Yards)					
Avg.	Name (School)	Cl.	Gms.	Yards	Year
199.6	Jerry Azumah (UNH)	Sr.	11	2,195	1998
181.6	Marcel Shipp (UMass)	So.	14	2,542	1998
159.6	L.J. McKanas (NU)	Sr.	11	1,756	2001
157.1	Carl Smith (UM)	So.	12	1,885	1989
148.6	Pat Abbruzzi (URI)	So.	8	1,189	1952
148.3	Garry Pearson (UMass)	Sr.	11	1,631	1982
147.5	Lorenzo Bouier (UM)	Sr.	11	1,622	1982
145.7	Brian Westbrook (VU)	Sr.	11	1,603	2001
144.1	Jerry Azumah (UNH)	Jr.	11	1,585	1997
142.9	Curtis Keaton (JMU)	Sr.	12	1,715	1999

Senior Record: 199.6 Jerry Azumah (UNH), 1998
 Junior Record: 144.1 Jerry Azumah (UNH), 1997
 Sophomore Record: 181.6 Marcel Shipp (UMass), 1998
 Freshman Record: 138.1 Jerry Azumah (UNH), 1995

Yards Gained - Game			
Yards	Name (School)	Opponent	Date
337	Frank Alessio (UMass)	Boston University	11/11/95
329	Jerry Azumah (UNH)	Hofstra	11/7/98
313	Rene Ingoglia (UMass)	Rhode Island	10/1/94
306	Pat Abbruzzi (URI)	New Hampshire	10/4/52
302	Lorenzo Bouier (UM)	Northeastern	11/1/80
300	Jerry Azumah (UNH)	Boston University	11/15/97
295	Tim Hightower (UR)	Bucknell	9/22/07
288	Omar Cuff (UD)	Delaware State	11/23/07
288	Garry Pearson (UMass)	American Int'l	11/20/82
287	Brian Westbrook (VU)	Hofstra	11/10/01

Senior Record: 329 Jerry Azumah (UNH) vs. Hofstra (11/7/98)
 Junior Record: 337 Frank Alessio (UMass) vs. Boston Univ. (11/11/95)
 Sophomore Record: 306 Pat Abbruzzi (URI) vs. UNH (10/4/52)
 Freshman Record: 264 Jerry Azumah (UNH) vs. Villanova (11/11/95)

Total Carries - Career			
Att.	Name	School	Years
1,215	Marcel Shipp	Massachusetts	1997-2000
1,104	Steve Baylark	Massachusetts	2003-2006
1,045	Jerry Azumah	New Hampshire	1995-1998
972	Paul Lewis	Boston University	1981-1984
936	Jonathan Grimes	William and Mary	2008-2011
925	Omar Cuff	Delaware	2004-2007
905	Rene Ingoglia	Massachusetts	1992-1995
879	Lorenzo Bouier	Maine	1979-1982
819	Maurice Murray	Northeastern	2004-2007
814	Bill Burnham	New Hampshire	1974-1977

Rushing Touchdowns - Career			
TD	Name	School	Years
65	Omar Cuff	Delaware	2004-2007
60	Jerry Azumah	New Hampshire	1995-1998
58	Marcel Shipp	Massachusetts	1997-2000
55	Paul Lewis	Boston University	1981-1984
54	Rene Ingoglia	Massachusetts	1992-1995
54	Brian Westbrook	Villanova	1997-2001
49	Bill Burnham	New Hampshire	1974-1977
47	Daryl Brown	Delaware	1991-1994
43	Norm Ford	New Hampshire	1986-1989
43	Maurice Murray	Northeastern	2004-2007

INDIVIDUAL RECORDS	
Most Rushing Attempts - Game	
55.....	Maurice Murray (NU) vs. New Hampshire, 11/3/07
Most Rushing Attempts - Season	
428.....	Marcel Shipp (UMass), 1998 (14 games)
Average Rushes Per Game - Season	
31.7 (349)	Lorenzo Bouier (UM), 1980
Most Rushing Touchdowns - Game	
6.....	Omar Cuff (UD) vs. William and Mary, 8/30/07

Most Rushing Touchdowns - Season	
35.....	Omar Cuff (UD), 2007 (15 games)
Average Rushing Touchdowns Per Game - Season	
2.6 (29)	Terrance West (TU), 2011

Longest Rush - Game	
99.....	Pat Abbruzzi (URI) vs. New Hampshire, 10/4/52
99.....	Gerry White (UC) vs. Rhode Island, 11/12/60

TEAM RECORDS	
Most Rushing Attempts - Game	
84.....	Maine vs. Bowdoin, 11/6/54

Most Rushing Attempts - Season	
778.....	Richmond, 2000 (13 games)

Most Rushing Yards - Game	
593.....	Northeastern vs. Stonehill, 8/30/03

Most Rushing Yards - Season	
4,009.....	Rhode Island, 2003 (12 games)

Most Rushing Yards Per Game - Season	
334.1.....	Rhode Island, 2003 (12 games)

Most Rushing Touchdowns - Game	
9.....	Northeastern vs. Stonehill, 8/30/03

Most Rushing Touchdowns - Season	
49.....	Delaware, 1992 (14 games)

Most First Downs Rushing - Game	
27.....	Connecticut vs. Rhode Island, 11/15/58

Most First Downs Rushing - Season	
210.....	Delaware, 1993 (13 games)

Annual Rushing Leaders			
Year	Name (Team)	Average	Yards
1978	Mal Najarian (BU)	143.0	1,001
1979	Mal Najarian (BU)	114.0	1,137
1980	Lorenzo Bouier (UM)	147.5	1,622
1981	Gregg Drew (BU)	125.0	1,250
1982	Garry Pearson (UMass)	148.3	1,631
1983	Paul Lewis (BU)	133.6	1,603
1984	Andre Garron (UNH)	143.4	1,004
1985	Andre Garron (UNH)	111.0	888
1986	Randy Pettus (BU)	87.4	874
1987	Erwin Matthews (UR)	110.6	1,327
1988	George Boothe (UC)	91.1	1,002
1989	Carl Smith (UM)	152.7	1,680
1990	Barry Bourassa (UNH)	106.3	957
1991	Jerome Bledsoe (UMass)	140.3	1,545
1992	Uly Scott (UR)	119.8	1,318
1993	Rene Ingoglia (UMass)	116.8	1,285
1994	Rene Ingoglia (UMass)	136.8	1,505
1995	Frank Alessio (UMass)	116.0	1,276
1996	Jerry Azumah (UNH)	118.9	1,308
1997	Jerry Azumah (UNH)	143.3	1,576
1998	Jerry Azumah (UNH)	199.6	2,195
1999	Curtis Keaton (JMU)	142.9	1,715
2000	Brian Westbrook (VU)	110.9	1,220
2001	L. J. McKanas (NU)	159.6	1,756
2002	Marcus Williams (UM)	100.4	1,406
2003	Germaine Bennett (UD)	101.6	1,625
2004	Steve Baylark (UMass)	103.5	1,138
2005	Joe Casey (URI)	113.2	1,245
2006	Steve Baylark (UMass)	130.7	1,960
2007	Tim Hightower (UR)	137.4	1,924
2008	Rodney Landers (JMU)	126.4	1,770
2009	Jonathan Grimes (WM)	92.4	1,294
2010	Andrew Pierce (UD)	110.3	1,655
2011	Jonathan Grimes (WM)	130.1	1,431

Active Players in italics

All-Time Receiving Records

Yards Gained - Career

Yards	Name	School	Years
4,655	David Ball	New Hampshire	2003-2006
4,168	Rich Musinski	William and Mary	2000-2003
3,944	Brian Forster	Rhode Island	1983-1987
3,872	Brian Finneran	Villanova	1994-1997
3,737	Eddie Conti	Delaware	1994-1998
3,579	Bill Brooks	Boston University	1982-1985
3,535	Mark Didio	Connecticut	1988-1991
3,419	Dave Klemic	Northeastern	1997-2000
3,350	Cory Parks	Northeastern	2002-2005
3,346	Courtney Batts	Delaware	1994-1997

Average Yards Gained - Season

(Minimum 1,000 Yards)

Avg.	Name (School)	Cl.	Gms.	Yards	Year
155.6	Eddie Conti (UD)	Sr.	11	1,712	1998
139.9	Brian Forster (URI)	Jr.	13	1,819	1985
125.3	David Ball (UNH)	So.	12	1,504	2004
123.1	Mark Didio (UC)	Sr.	11	1,354	1991
119.3	David Ball (UNH)	Jr.	13	1,551	2005
116.1	Rich Musinski (WM)	Jr.	12	1,393	2001
113.2	Dominique Thompson (WM)	Sr.	14	1,585	2004
112.8	Kahmal Roy (HOF)	Sr.	12	1,354	2001
110.0	Bill Brooks (BU)	Sr.	11	1,210	1985
109.7	David McLeod (JMU)	Sr.	11	1,207	1993

Senior Record: 155.6.....Eddie Conti (UD), 1998
 Junior Record: 139.9.....Brian Forster (URI), 1985
 Sophomore Record: 125.3.....David Ball (UNH), 2004
 Freshman Record: 85.3.....Charles Sullivan (HOF), 2004

Yards Gained - Game

Yards	Name (School)	Opponent	Date
354	Eddie Conti (UD)	Connecticut	11/7/98
327	Brian Forster (URI)	Brown	9/28/85
299	Brian Forster (URI)	Lehigh	10/12/85
284	David Ball (UNH)	Villanova	10/2/04
275	Shawn Leonard (URI)	New Hampshire	11/7/09
267	Marques Colston (HOF)	Liberty	11/22/03
262	Victor Cruz (UMass)	James Madison	9/13/08
252	Brian Forster (URI)	Richmond	12/1/84
248	Carnell Henderson (BU)	Rhode Island	10/8/94
246	Cory Parks (NU)	Albany	9/6/03

Senior Record: 354.....Eddie Conti (UD) vs. Connecticut (11/7/98)
 Junior Record: 327.....Brian Forster (URI) vs. Brown (9/28/85)
 Sophomore Record: 284.....David Ball (UNH) vs. Villanova (10/2/04)
 Freshman Record: 213.....Charles Sullivan (HOF) vs. URI (9/25/04)

Pass Receptions - Career

Rec.	Name	School	Years
304	David Ball	New Hampshire	2003-2006
284	Brian Forster	Rhode Island	1983-1987
265	Brian Finneran	Villanova	1994-1997
243	Tre Gray	Richmond	2008-2011
239	Mark Didio	Connecticut	1988-1991
238	Charles Sullivan	Hofstra	2004-2007
236	Murle Sango	Villanova	1998-2001
228	Bill Brooks	Boston University	1982-1985
225	Marcus Lee	Towson	2005-2008
225	Darren Altieri	Boston University	1987-1990

Average Pass Receptions - Season

Avg.	Name (School)	Cl.	Gms.	Rec.	Year
9.85	Brian Forster (URI)	Jr.	13	128	1985
8.91	Murle Sango (VU)	So.	11	98	1999
8.64	Tre Gray (UR)	Sr.	11	95	2011
8.27	Eddie Conti (UD)	Sr.	11	91	1998
8.09	Brian Westbrook (VU)	So.	11	89	1998
8.00	Mark Didio (UC)	Sr.	11	88	1991
8.00	Rameek Wright (UM)	Sr.	11	88	1997
7.82	Charles Sullivan (HOF)	Sr.	11	86	2007
7.69	Brian Forster (URI)	So.	13	100	1984
7.55	J.J. Outlaw (VU)	Sr.	11	83	2005

Senior Record: 8.64.....Tre Gray (UR), 2011
 Junior Record: 9.85.....Brian Forster (URI), 1985
 Sophomore Record: 8.91.....Murle Sango (VU), 1999
 Freshman Record: 6.18.....Charles Sullivan (HOF), 2004

Pass Receptions - Game

Rec.	Name (School)	Opponent	Date
18	Landis Williams (UM)	Rhode Island	11/14/09
18	Brian Forster (URI)	Brown	9/28/85
18	Brian Forster (URI)	Richmond	12/1/84
17	Arel Gordon (UM)	New Hampshire	11/18/06
17	Rameek Wright (UM)	Buffalo	11/16/96
17	Brian Forster (URI)	Lehigh	10/12/85
16	Tre Gray (UR)	New Hampshire	9/24/11
16	David Boler (UD)	Navy	10/30/04
16	Justin Long (UD)	Maine	10/2/04
16	Brian Finneran (VU)	Youngstown St.	12/16/97
16	Brian Finneran (VU)	Connecticut	10/5/96

Senior Record: 18.....Landis Williams (UM) vs. Rhode Island (11/14/09)
 Junior Record: 18.....Brian Forster (URI) vs. Brown (9/28/85)
 Sophomore Record: 18.....Brian Forster (URI) vs. Richmond (12/1/84)
 Freshman Record: 14.....John Perry (UNH) vs. Richmond (10/21/89)

Receiving Touchdowns - Career

TD	Name	School	Years
58	David Ball	New Hampshire	2003-2006
41	Dave Klemic	Northeastern	1997-2000
38	Dameon Reilly	Rhode Island	1983-1985
34	Cory Parks	Northeastern	2002-2005
34	Brian Finneran	Villanova	1994-1997
32	Bill Brooks	Boston University	1982-1985
32	Brian Forster	Rhode Island	1983-1987
32	Adrian Zullo	Massachusetts	1998-2002
31	Rich Musinski	William and Mary	2000-2003
31	Eddie Conti	Delaware	1994-1998

Consecutive Games With A Reception

45.....Marcus Lee (TU), 2005-2008

Receiving Touchdown - Season

TD	Name (School)	Cl.	Gms.	Year
24	David Ball (UNH)	Jr.	13	2005

Receiving Touchdowns - Game

Rec.	Name (School)	Opponent	Date
5	Andrae Brown (TU)	Northeastern	9/24/05

Annual Receptions Leaders

Year	Name (Team)	Rec.	Yards
1978	Dave Loeble (UNH)	37	514
1979	Kevin O'Connor (UM)	33	518
1980	Reggie Eccleston (UC)	50	1,081
1981	Keith Hugger (UC)	57	1,145
1982	Tom Mut (URI)	45	803
1983	Bill Brooks (BU)	56	891
1984	Brian Forster (URI)	100	1,357
1985	Brian Forster (URI)	115	1,617
1986	Dennis Gadbois (BU)	70	1,095
1987	Curtis Olds (UNH)	61	807
1988	Glenn Antrum (UC)	77	1,130
1989	Darren Altieri (BU)	75	868
1990	Mark Didio (UC)	78	1,153
1991	Mark Didio (UC)	88	1,354
1992	Darren Rizzi (URI)	74	1,103
1993	David Gamble (UNH)	67	1,138
1994	Cy Butler (URI)	73	808
1995	Ed Mantie (BU)	81	943
1996	Brian Finneran (VU)	81	1,207
1997	Rameek Wright (UM)	88	1,169
1998	Eddie Conti (UD)	91	1,712
1999	Murle Sango (VU)	98	1,064
2000	Dwayne Wilmot (UM)	67	995
2001	Stefan Gomes (UM)	81	1,069
2002	Brian White (VU)	72	805
2003	Rich Musinski (WM)	63	888
2004	David Ball (UNH)	86	1,504
2005	David Ball (UNH)	87	1,551
2006	David Ball (UNH)	93	1,114
2007	Charles Sullivan (HOF)	86	991
2008	Victor Cruz (UMass)	71	1,064
2009	Landis Williams (UM)	71	798
2010	Terrance Fox (UNH)	80	821
2011	Tre Gray (UR)	95	1,187

Active Players in italics

All-Time Scoring Records

TEAM RECORDS

Most Points - Two Teams

125	Connecticut 125, Newport NTS 0	1949
118	Richmond 62, Delaware 56 (50T)	11/10/07
115	Maine 59, Delaware 56 (20T)	10/31/87
113	Delaware 58, West Chester 55	9/24/94
113	Rhode Island 58, Maine 55 (60T)	9/18/82
111	Delaware 59, Navy 52	10/27/07
106	Massachusetts 64, New Hampshire 42	11/19/88
106	New Hampshire 59, Maine 47	11/19/05
105	Hofstra 62, Rhode Island 43	9/25/04
105	Villanova 65, Buffalo 40	11/14/98

Fewest Points - Two Teams

0	Maine 0, New Hampshire 0	10/13/51
0	Connecticut 0, New Hampshire 0	11/3/56
0	Connecticut 0, Rhode Island 0	11/16/57
0	Maine 0, Rhode Island 0	9/26/59
0	Massachusetts 0, Northeastern 0	10/24/59
0	Massachusetts 0, Harvard 0	9/28/63
0	Connecticut 0, New Hampshire 0	10/31/64
0	Connecticut 0, Rhode Island 0	11/12/66
0	Rhode Island 0, Vermont 0	10/14/67
2	Maine 2, Connecticut 0	10/21/61

Fewest Points - Two Teams

(since overtime was implemented - 1982)

3	Albany 3, Maine 0	9/2/10
3	Rhode Island 3, Maine 0	10/28/06
3	Massachusetts 3, Villanova 0	11/10/90
3	Massachusetts 3, Northeastern 0	9/29/84
6	Richmond 3, Fordham 3	10/21/95
7	Massachusetts 7, Northeastern 0	10/28/06
7	Northeastern 7, Richmond 0	10/20/01
10	Rhode Island 7, Massachusetts 3	10/5/85
10	Richmond 7, New Hampshire 3	11/4/95
10	Massachusetts 7, Holy Cross 3	9/19/92

Most Points - One Team

125	Connecticut 125, Newport NTS 0	1949
84	Delaware 84, West Chester 0	9/23/00
78	Northeastern 78, Stonehill 6	8/30/03
77	Maine 77, Morgan State 24	11/8/03
77	Massachusetts 77, Northeastern 0	10/9/99
76	James Madison 76, Morgan State 7	9/2/95
72	James Madison 72, Lock Haven 0	9/2/00
71	Connecticut 71, Massachusetts 6	10/13/56
71	Northeastern 71, Cheyney 0	9/4/04
70	New Hampshire 70, Central Connecticut 20	8/30/03
70	Towson 70, Lock Haven 0	9/10/05

Largest Margin of Victory

125	Connecticut 125, Newport NTS 0	1949
84	Delaware 84, West Chester 0	9/23/00
77	Massachusetts 77, Northeastern 0	10/9/99
72	Northeastern 78, Stonehill 6	8/30/03
72	James Madison 72, Lock Haven 0	9/2/00
71	Northeastern 71, Cheyney 0	9/4/04
71	Connecticut 71, Massachusetts 6	10/13/56
70	Towson 70, Lock Haven 0	9/10/05
69	James Madison 76, Morgan State 7	9/2/95
65	Connecticut 71, Massachusetts 6	10/13/56

Most Points - Season

555	Delaware, 2003 (16 games)
-----	---------------------------

Most Touchdowns - Game

12	Massachusetts vs. Northeastern, 10/9/99
----	---

Most Touchdowns - Season

74	New Hampshire, 2005 (13 Games)
----	--------------------------------

INDIVIDUAL RECORDS

Touchdowns Scored - Career

TD	Name	School	Years
89	Brian Westbrook	Villanova	1997-2001
73	Omar Cuff	Delaware	2004-2007
70	Jerry Azumah	New Hampshire	1995-1998
63	Marcel Shipp	Massachusetts	1997-2000
58	David Ball	New Hampshire	2003-2006
55	Rene Ingoglia	Massachusetts	1992-1995
55	Paul Lewis	Boston University	1981-1984
51	Barry Bourassa	New Hampshire	1989-1992
50	Steve Baylark	Massachusetts	2003-2006
50	Daryl Brown	Delaware	1991-1994

Scoring - Career

Pts.	Name	School	Years
544	Brian Westbrook	Villanova	1997-2001
438	Omar Cuff	Delaware	2004-2007
424	Jerry Azumah	New Hampshire	1995-1998
378	Marcel Shipp	Massachusetts	1997-2000
360	Andrew Howard	Richmond	2006-2009
350	David Ball	New Hampshire	2003-2006
332	Rene Ingoglia	Massachusetts	1992-1995
332	Paul Lewis	Boston University	1981-1984
308	Daryl Brown	Delaware	1991-1994
306	Barry Bourassa	New Hampshire	1989-1992

Extra Points - Career

XP	Name	School	Years
195	Andrew Howard	Richmond	2006-2009
174	Connor McCormick	New Hampshire	2002-2005
167	Sean Leach	Delaware	1994-1997
166	Greg Kuehn	William and Mary	2002-2005
162	Miro Kestic	Northeastern	2002-2005
151	Tom Manning	New Hampshire	2006-2009
148	Casey Hannon	Villanova	1998-2001
145	Chris Onorato	Hofstra	2000-2004
142	Mark Kiefer	Villanova	1994-1997
136	Mike Morello	Boston University	1991-1994

Most Extra Points Made - Game (Individual)

11	Mike Mellow (UM) vs. Morgan State, 11/8/03
----	--

Most Extra Points Made - Game (Team)

11	Maine vs. Morgan State, 11/8/03
11	Massachusetts vs. Northeastern, 10/9/99

Most Extra Points Made - Season

67	New Hampshire, 2005 (13 Games)
----	--------------------------------

Most Extra Point Attempts - Game

11	Four times
	Last by Maine vs. Morgan State, 11/8/03

Most Extra Point Attempts - Season

71	New Hampshire, 2005 (13 Games)
71	Massachusetts, 1998 (15 Games)

Most Two-Point Conversions Made - Game

2	Brian Finneran (VU) vs. Northeastern, 11/22/97
---	--

Most Two-Point Conversions Made - Game (Team)

4	Massachusetts vs. Delaware, 10/10/87
---	--------------------------------------

Most Two-Point Conversions Made - Season

22	Connecticut, 1958
----	-------------------

Field Goals - Career

FG	Name	School	Years
59	Greg Kuehn	William and Mary	2002-2005
55	Andrew Howard	Richmond	2006-2009
50	Chris Onorato	Hofstra	2000-2004
49	Rob Zarrilli	Hofstra	2005-2007
48	Miro Kestic	Northeastern	2002-2005
48	Brian Shallcross	William and Mary	1994-1997
46	Brett Sterba	William and Mary	1997-2000
45	Brian Pate	William and Mary	2006-2009
44	Brandon Hanes	Northeastern	1994-1997
41	Jon Striefsky	Delaware	2005-2009
41	Rob Courter	Richmond	1987-1990

Longest Field Goal

Long	Name (School)	Opponent	Date
57	Miro Kestic (NU)	Richmond	11/2/02
56	Jim McManus (UC)	New Hampshire	10/3/98
54	Tom Manning (UNH)	Hofstra	10/24/09
54	Roger Williams (HOF)	Northeastern	11/15/08
54	Steve Leo (UD)	Navy	10/24/92
53	Andrew Howard (UR)	Hofstra	11/8/08
53	Brett Sterba (WM)	Delaware	10/14/00
53	Frank Venezia (VU)	Connecticut	10/7/95
53	Steve Leo (UD)	Richmond	11/16/91
53	Domingos Carlos (UC)	Holy Cross	10/15/83

Most Field Goals Made - Game (Individual)

5	Tom Bishop (UNH) vs. Southern Illinois, 11/29/08
5	Mark Kiefer (VU) vs. Richmond, 11/18/95

Most Field Goals Made - Game (Team)

5	New Hampshire vs. Southern Illinois, 11/29/08
5	Villanova vs. Richmond, 11/18/95

Most Field Goals Made - Season (Individual)

23	Brian Pate, William and Mary, 2009
----	------------------------------------

Most Field Goals Made - Season (Team)

23	William and Mary, 2009
----	------------------------

Most Field Goal Attempts - Game (Individual)

7	Brian Pate (WM) vs. Virginia, 9/5/09
---	--------------------------------------

Most Field Goal Attempts - Season (Team)

35	William and Mary, 2009 (14 Games)
----	-----------------------------------

Most Points - Game

42	Omar Cuff (UD) vs. William and Mary, 8/30/07
----	--

Most Points - Season

234	Omar Cuff (UD), 2007
-----	----------------------

Most Touchdowns - Game

7	Omar Cuff (UD) vs. William and Mary, 8/30/07
---	--

Most Touchdowns - Season

39	Omar Cuff (UD), 2007
----	----------------------

All-Time Defense/All-Purpose Records

Interceptions - Career

Int	Name	School	Years
24	Darren Sharper	William and Mary	1993-1996
24	Chris Helon	Boston University	1991-1994
23	Kevin Smith	Rhode Island	1987-1990
21	Derek Carter	Maine	1994-1997
21	Mark Seals	Boston University	1985-1988
20	Shannon James	Massachusetts	2002-2005
20	Billy Pappas	New Hampshire	1952-1954
18	Dino Vasso	New Hampshire	2007-2010
18	Matt Latham	Connecticut	1982-1984
18	Grady Fuller	Massachusetts	1977-1980
18	Steve Rogers	Massachusetts	1968-1970

INDIVIDUAL RECORDS

Most Interceptions - Game

4..... Three times
 Last by Kevin Smith (URI) vs. Massachusetts, 10/8/88

Most Interception Return Yards - Game

160..... Dave Brown (UM) vs. Bowdoin, 11/10/62

Most Interceptions - Season

12..... Chris Helon (BU), 1993

Most Interception Return Yards - Season

239..... Mike Cassidy (URI), 1985

Most Interception Return Touchdowns - Game

2..... Tyler Holmes (UMass) vs. Maine 11/6/10
 Allante Harrison (TU) vs. Elon, 9/4/04
 Bill Curry (UM) vs. Liberty, 10/10/92

Most Interception Return Touchdowns - Season

2..... *Many*
 *Last by Dante Cook (WM), 2010*

Most Interception Return Yards - Career

488..... Darren Sharper (WM), 1993-96

Most Interception Return Touchdowns - Career

4..... T.J. Hill (NU), 1998-01

Longest Interception Return - Game

100..... Seven times
 Last by John Clements (UNH) vs. Northern Iowa, 12/6/08 &
 Matt Parent (UNH) vs. Massachusetts, 11/15/08

TEAM RECORDS

Most Interceptions - Game

7..... Four times, Last by Villanova vs. Penn, 9/22/07

Most Interception Return Yards - Game

207 (5 INT's)..... New Hampshire vs. Hofstra, 11/1/08

Most Interception Return Touchdowns - Game

2..... Several times

Most Interceptions - Season

31..... Delaware, 1986 (13 Games)

Most Interception Return Yards - Season

649 (24 INT's)..... New Hampshire, 2008 (13 Games)

Most Interception Return Touchdowns - Season

7..... Northeastern, 1996

Average All-Purpose Yardage - Season

(Minimum 1,000 Yards)

Avg.	Name (School)	Cl.	Gms.	Yards	Year
275.1	Brian Westbrook (VU)	So.	11	3,026	1998
272.0	Brian Westbrook (VU)	Jr.	11	2,992	2000
256.6	Brian Westbrook (VU)	Sr.	11	2,823	2001
247.8	Jerry Azumah (UNH)	Sr.	11	2,726	1998
228.2	Jonathan Grimes (WM)	Sr.	11	2,510	2011
217.1	Stephan Lewis (UNH)	Jr.	11	2,388	2001
216.6	Marcel Shipp (UMass)	So.	14	3,032	1998
215.3	Eddie Conti (UD)	Sr.	11	2,368	1998
202.6	Stephan Lewis (UNH)	Sr.	11	2,229	2002
202.3	Jerry Azumah (UNH)	Jr.	11	2,225	1997

Senior Record: 256.6..... Brian Westbrook (VU), 2001

Junior Record: 272.0..... Brian Westbrook (VU), 2000

Sophomore Record: 275.1..... Brian Westbrook (VU), 1998

Freshman Record: 162.0..... Jonathan Grimes (WM), 2008

All-Purpose Yardage - Career

Yards	Name	School	Years
9,512	Brian Westbrook	Villanova	1997-2001
8,367	Jerry Azumah	New Hampshire	1995-1998
7,955	Jonathan Grimes	William and Mary	2008-2011
7,759	Marcel Shipp	Massachusetts	1997-2000
6,410	Stephan Lewis	New Hampshire	1999-2002
6,248	Barry Bourassa	New Hampshire	1989-1992
6,098	Steve Baylark	Massachusetts	2003-2006
6,096	Eddie Conti	Delaware	1994-1998
5,620	Omar Cuff	Delaware	2004-2007
5,380	Cy Butler	Rhode Island	1993-1996

Total Offense - Career

Yards	Name	School	Years
14,621	Ricky Santos	New Hampshire	2004-2007
11,415	Sean Schaefer	Towson	2005-2008
10,948	Dave Corley, Jr.	William and Mary	1999-2002
10,871	Liam Coen	Massachusetts	2005-2008
10,375	Eric Ward	Richmond	2006-2009
9,993	Chris Boden	Villanova	1996-1999
9,317	Brett Gordon	Villanova	1999-2003
9,269	Matt DeGennaro	Connecticut	1987-1990
9,051	Bill Vergantino	Delaware	1989-1992
8,839	Shane Stafford	Connecticut	1995-1998

Annual Interception Leaders

Year	Name	Team	Int
1980	Darrell Wilson	Connecticut	8
1981	Dwayne Lopes	Maine	6
1982	Matt Latham	Connecticut	6
	John McGrath	Maine	6
	Grady Fuller	Maine	6
1983	Tony Hill	Rhode Island	9
1984	Tony Hill	Rhode Island	5
	Tim Teevens	New Hampshire	5
1985	Mike Cassidy	Rhode Island	11
1986	Eric Thompson	New Hampshire	10
1987	Tim Byrne	New Hampshire	5
	Ken Lucas	Delaware	5
	Mark Seals	Boston University	5
1988	Kevin Smith	Rhode Island	9
1989	Ryan Jones	New Hampshire	7
1990	Claude Pettaway	Maine	11
1991	Warren McIntire	Delaware	9
1992	Mark Chapman	Connecticut	8
1993	Chris Helon	Boston University	12
1994	Mark Hopkins	Northeastern	7
	Darren Sharper	William and Mary	7
1995	Darren Sharper	William and Mary	7
1996	Darren Sharper	William and Mary	10
1997	Tony Booth	James Madison	8
	Derek Carter	Maine	8
1998	Ron Iannotti	Rhode Island	7
1999	Dan Mulhern	Delaware	7
	Lance Small	Rhode Island	7
2000	T. J. Hill	Northeastern	8
2001	Art Smith	Northeastern	7
	Chuck Wesley	Rhode Island	7
2002	Billy Parker	William and Mary	5
	Ramon Richeson	Richmond	5
2003	Steve Costello	Massachusetts	6
2004	Shannon James	Massachusetts	8
2005	Etienne Boulay	New Hampshire	5
	Daren Stone	Maine	5
2006	Raji El-Amin	Rhode Island	4
	Andrew Harris	Richmond	4
	Drew Mack	Towson	4
	Raquan Pride	Rhode Island	4
2007	Stanley Gutierrez	Hofstra	4
2008	Justin Rogers	Richmond	7
2009	B.W. Webb	William and Mary	8
2010	Anthony Walters	Delaware	7
2011	Trevor Coston	Maine	6
	Chris Houston	New Hampshire	6

Active Players in italics

All-Time All-Purpose/Special Teams Records

ALL-PURPOSE YARDS RECORDS

Total Offense - Season

4,372.....Tom Ehrhardt (URI), 1985 (13 Games)

Total Offense - Game

566.....Tom Ehrhardt (URI) vs. Connecticut, 11/16/85

Most Plays - Game

80.....Tom Ehrhardt (URI) vs. Furman, 12/7/85

Most Plays - Season

685.....Tom Ehrhardt (URI), 1985 (13 Games)

Most Plays - Career

2,140.....Ricky Santos (UNH), 2004-07

TEAM RECORDS

Most Plays - Game

113.....Villanova vs. Connecticut, 10/7/89

Most Plays - Season

1,195.....Massachusetts, 1998 (15 Games)

Most Total Yards - Game

745.....Northeastern vs. Stonehill, 8/30/03

Most Total Yards - Season

7,074.....Massachusetts, 1998 (15 Games)

Highest Average Total Offense - Season

493.9.....New Hampshire, 2005 (13 Games)

Most First Downs - Game

37.....Connecticut vs. Yale, 9/26/98

Most First Downs - Season

367.....Delaware, 2007 (15 games)

PUNTING RECORDS

Most Punts - Game

13.....Three times
 Last by Rocco Navarro (UM) vs. Nebraska, 9/3/05

Most Punts - Season

87.....Steve Wood (UM), 1978

Most Punts - Career

288.....Andrew Maclay (UMass), 1995-98

Most Punting Yards - Game

526.....Christian Koegel (UMass) vs. Boston College, 10/2/04

Most Punting Yards - Season

3,239.....Brad Costello (BU), 1997

Most Punting Yards - Career

11,278.....Andrew Maclay (UMass), 1995-98

Highest Punting Average - Season

46.1.....Jonathan Plisco (ODU), 2011

Longest Punt - Game

93.....Tyler Grogan (NU) vs. Villanova, 9/8/01

TEAM PUNTING RECORDS

Most Punts - Game

13.....Three times, Last by Maine vs. Nebraska, 9/3/05

Most Punts - Season

87.....Maine, 1978

Most Yards Punting - Game

518.....Maine vs. Nebraska, 9/29/01

Most Yards Punting - Season

3,239.....Boston University, 1997

Highest Punting Average - Season

44.4.....Boston University, 1997

PUNT RETURN RECORDS

Most Punt Returns - Game

9.....Paul Keaney (UM) vs. Youngstown St., 9/8/01

Most Punt Returns - Season

48.....Stan Harrison (UNH), 1986

Most Punt Returns - Career

108.....Winston October (UR), 1995-98

Most Punt Return Yards - Game

157.....Ron Harris (UM) vs. Colgate, 11/2/74

Most Punt Return Yards - Season

541.....Winston October (UR), 1998 (12 Games)

Most Punt Return Yards - Career

1,488.....Delvin Joyce (JMU), 1997-00

Most Punt Return Touchdowns - Game

2.....Matt Latham (UC) vs. Yale, 9/24/83

Most Punt Return Touchdowns - Season

3.....Twice
 Last by Scotty McGee (JMU), 2008

Longest Punt Return - Game

93.....Ron Harris (UMass) vs. UNH, 11/16/74

Most Punt Return Touchdowns - Career

3.....Many
 Last by Scotty McGee (JMU), 2006-08

TEAM PUNT RETURN RECORDS

Most Punt Returns - Game

11.....Many
 Last By Connecticut vs. Maine, 10/16/71

Most Punt Returns - Season

63.....William and Mary, 1996 (13 Games)

Most Punt Return Yards - Game

165.....Massachusetts vs. Colgate, 11/2/74

Most Punt Return Yards - Season

625.....William and Mary, 1996 (13 Games)

Most Punt Return Touchdowns - Game

2.....Connecticut vs. Yale, 9/24/83

Most Punt Return Touchdowns - Season

4.....James Madison, 2008 (14 Games)

KICKOFF RETURN RECORDS

Most Kick Return Yards - Game

269.....Brian Westbrook (VU) vs. Delaware, 11/18/00

Most Kick Return Yards - Season

1,048.....Brian Westbrook (VU), 2000 (11 games)

Most Kick Return Yards - Career

2,561.....Justin Rogers (UR), 2007-10

Most Kick Returns - Game

9.....Three times
 Last by Brandon Johnson-Farrell (URI)
 vs. New Hampshire, 9/13/08

Most Kick Returns - Season

42.....Brandon Johnson-Farrell (URI), 2008 (12 Games)

Most Kick Returns - Career

112.....Justin Rogers (UR), 2007-10

Most Kick Return Touchdowns - Game

1.....Record is held by many

Longest Kick Return - Game

100.....Several times
 Last by Scotty McGee (JMU) vs. Towson, 11/17/07

TEAM KICK RETURN RECORDS

Most Kickoff Returns - Game

10.....Four times
 Last by New Hampshire vs. Toledo, 9/1/11

Most Kick Returns - Season

71.....Massachusetts, 1998 (15 Games)

Most Kick Return Yards - Season

1,465.....New Hampshire, 2011 (12 Games)

Active Players in italics

1978 First Round	MASSACHUSETTS 44, at Nevada-Reno 21
1978 Final	Florida A&M 35, MASSACHUSETTS 28
1981 First Round	at Idaho State 51, RHODE ISLAND 0
1982 First Round	at Colgate 21, BOSTON UNIV. 7
1983 First Round	BOSTON UNIV. 24, at Eastern Kentucky 20
1983 Quarterfinals	at Furman 35, BOSTON UNIV. 16
1984 First Round	at Richmond 35, BOSTON UNIV. 33
1984 Quarterfinals	at RHODE ISLAND 23, Richmond 17
1984 Semifinals	at Montana State 32, RHODE ISLAND 20
1985 First Round	at RHODE ISLAND 35, Akron 27
1985 Quarterfinals	at Furman 59, RHODE ISLAND 15
1986 First Round	DELAWARE 51, at William and Mary 17
1986 Quarterfinals	Arkansas State 55, at DELAWARE 14
1987 First Round	at Appalachian State 20, RICHMOND 3
1987 First Round	at Georgia Southern 31, MAINE 28 (OT)
1988 First Round	at Furman 21, DELAWARE 7
1988 First Round	at Eastern Kentucky 28, MASSACHUSETTS 17
1989 First Round	at SMS 38, MAINE 35
1989 First Round	at Georgia Southern 52, VILLANOVA 36
1990 First Round	at William and Mary 38, MASSACHUSETTS 0
1991 First Round	Samford 29, at NEW HAMPSHIRE 13
1991 First Round	at Youngstown State 17, VILLANOVA 16
1991 First Round	James Madison 42, at DELAWARE 35 (2OT)
1992 First Round	at Youngstown State 23, VILLANOVA 20
1992 First Round	at DELAWARE 56, Samford 21
1992 Quarterfinals	DELAWARE 41, at Northeast Louisiana 18
1992 Semifinals	at Marshall 28, DELAWARE 7
1993 First Round	at BOSTON UNIV. 27, Northern Iowa 21 (2OT)
1993 First Round	DELAWARE 49, at Montana 48
1993 First Round	at McNeese State 34, WILLIAM AND MARY 28
1993 Quarterfinals	at Idaho 21, BOSTON UNIV. 14
1993 Quarterfinals	at Marshall 34, DELAWARE 31
1994 First Round	at Eastern Kentucky 30, BOSTON UNIV. 23
1994 First Round	Appalachian State 17, at NEW HAMPSHIRE 10 (OT)
1994 First Round	at JAMES MADISON 45, Troy State 26
1994 Quarterfinals	at Marshall 28, JAMES MADISON 21 (OT)
1995 First Round	at DELAWARE 38, Hofstra 27
1995 First Round	at Appalachian State 31, JAMES MADISON 24
1995 Quarterfinals	at McNeese State 52, DELAWARE 18
1996 First Round	at WILLIAM AND MARY 45, Jackson State 6
1996 First Round	at Marshall 59, DELAWARE 14
1996 First Round	at East Tennessee State 35, VILLANOVA 29
1996 Quarterfinals	at Northern Iowa 38, WILLIAM AND MARY 35
1997 First Round	at VILLANOVA 49, Colgate 28
1997 First Round	at DELAWARE 24, Hofstra 14
1997 Quarterfinals	at DELAWARE 16, Georgia Southern 7
1997 Quarterfinals	Youngstown State 37, at VILLANOVA 34
1997 Semifinals	McNeese State 23, at DELAWARE 21
1998 First Round	Lehigh 24, at RICHMOND 23
1998 First Round	at CONNECTICUT 42, Hampton 34
1998 First Round	MASSACHUSETTS 21, at McNeese State 19
1998 Quarterfinals	at Georgia Southern 52, CONNECTICUT 30
1998 Quarterfinals	at MASSACHUSETTS 27, Lehigh 21
1998 Semifinals	MASSACHUSETTS 41, at Northwestern State 31
1998 Final	MASSACHUSETTS 55, Georgia Southern 43
1999 First Round	MASSACHUSETTS 30, at Furman 23 (OT)
1999 First Round	at Troy State 27, JAMES MADISON 7
1999 Quarterfinals	at Georgia Southern 38, MASSACHUSETTS 21
2000 First Round	at DELAWARE 49, Portland State 14
2000 First Round	at RICHMOND 10, Youngstown State 3
2000 Quarterfinals	at DELAWARE 47, Lehigh 22
2000 Quarterfinals	at Montana 34, RICHMOND 20
2000 Semifinals	Georgia Southern 27, at DELAWARE 18
2001 First Round	MAINE 14, at McNeese State 10
2001 First Round	at Lehigh 27, HOFSTRA 24 (OT)
2001 First Round	at Appalachian State 40, WILLIAM AND MARY 27
2001 Quarterfinals	at Northern Iowa 56, MAINE 28
2002 First Round	MAINE 14, at Appalachian State 13
2002 First Round	at VILLANOVA 45, Furman 38
2002 First Round	Fordham 29, at NORTHEASTERN 24
2002 Quarterfinals	at VILLANOVA 24, Fordham 10
2002 Quarterfinals	at Georgia Southern 31, MAINE 7
2002 Semifinals	at McNeese State 39, VILLANOVA 28
2003 First Round	at DELAWARE 48, Southern Illinois 7
2003 First Round	at Colgate 19, MASSACHUSETTS 7
2003 Quarterfinals	at DELAWARE 37, Northern Iowa 7
2003 Semifinals	at DELAWARE 24, Wofford 9
2003 Final	DELAWARE 40, Colgate 0
2004 First Round	at DELAWARE 28, Lafayette 14
2004 First Round	JAMES MADISON 14, at Lehigh 13
2004 First Round	NEW HAMPSHIRE 27, at Georgia Southern 23

2004 First Round	at WILLIAM AND MARY 42, Hampton 35
2004 Quarterfinals	at WILLIAM AND MARY 44, DELAWARE 38 (2OT)
2004 Quarterfinals	JAMES MADISON 14, at Furman 13
2004 Quarterfinals	at Montana 47, NEW HAMPSHIRE 17
2004 Semifinals	JAMES MADISON 48, at WILLIAM AND MARY 34
2004 Final	JAMES MADISON 31, Montana 21
2005 First Round	at NEW HAMPSHIRE 55, Colgate 21
2005 First Round	RICHMOND 38, at Hampton 10
2005 Quarterfinals	Northern Iowa 24, at NEW HAMPSHIRE 21
2005 Quarterfinals	Furman 24, at RICHMOND 20
2006 First Round	at MASSACHUSETTS 35, Lafayette 14
2006 First Round	NEW HAMPSHIRE 41, at Hampton 38
2006 First Round	at Youngstown State 35, JAMES MADISON 31
2006 Quarterfinals	at MASSACHUSETTS 24, NEW HAMPSHIRE 17
2006 Semifinals	MASSACHUSETTS 19, at Montana 17
2006 Final	Appalachian State 28, MASSACHUSETTS 17
2007 First Round	at DELAWARE 44, Delaware State 7
2007 First Round	at Appalachian State 28, JAMES MADISON 27
2007 First Round	at MASSACHUSETTS 49, Fordham 35
2007 First Round	at Northern Iowa 38, NEW HAMPSHIRE 35
2007 First Round	at RICHMOND 33, Eastern Kentucky 14
2007 Quarterfinals	DELAWARE 39, at Northern Iowa 27
2007 Quarterfinals	at Southern Illinois 34, MASSACHUSETTS 27
2007 Quarterfinals	RICHMOND 21, at Wofford 10
2007 Semifinals	at Appalachian State 55, RICHMOND 35
2007 Semifinals	DELAWARE 20, at Southern Illinois 17
2007 Final	Appalachian State 49, DELAWARE 21
2008 First Round	at RICHMOND 38, Eastern Kentucky 10
2008 First Round	at VILLANOVA 55, Colgate 28
2008 First Round	NEW HAMPSHIRE 29, at Southern Illinois 20
2008 First Round	at JAMES MADISON 38, Wofford 35
2008 First Round	at Northern Iowa 40, MAINE 15
2008 Quarterfinals	at JAMES MADISON 31, VILLANOVA 27
2008 Quarterfinals	RICHMOND 33, at Appalachian State 13
2008 Quarterfinals	at Northern Iowa 36, NEW HAMPSHIRE 34
2008 Semifinals	Montana 35, at JAMES MADISON 27
2008 Semifinals	RICHMOND 21, at Northern Iowa 20
2008 Final	RICHMOND 24, Montana 7
2009 First Round	at VILLANOVA 38, Holy Cross 28
2009 First Round	at RICHMOND 16, Elon 13

2009 First Round	at WILLIAM AND MARY 38, Weber State 0
2009 First Round	NEW HAMPSHIRE 49, at McNeese State 13
2009 Quarterfinals	WILLIAM AND MARY 24, at Southern Illinois 3
2009 Quarterfinals	at VILLANOVA 46, NEW HAMPSHIRE 7
2009 Quarterfinals	Appalachian State 35, at RICHMOND 31
2009 Semifinals	at VILLANOVA 14, WILLIAM AND MARY 13
2009 Final	VILLANOVA 23, Montana 21
2010 Second Round	at DELAWARE 42, Lehigh 20
2010 Second Round	NEW HAMPSHIRE 45, at Bethune-Cookman 20
2010 Second Round	Georgia Southern 31, at WILLIAM AND MARY 15
2010 Second Round	VILLANOVA 54, at Stephen F. Austin 24
2010 Quarterfinals	at DELAWARE 16, NEW HAMPSHIRE 3
2010 Quarterfinals	VILLANOVA 42, at Appalachian State 24
2010 Semifinals	at Eastern Washington 41, VILLANOVA 31
2010 Semifinals	at DELAWARE 27, Georgia Southern 10
2011 Final	Eastern Washington 20, DELAWARE 19
2011 First Round	JAMES MADISON 20, at Eastern Kentucky 17
2011 First Round	at OLD DOMINION 35, Norfolk State 18
2011 Second Round	at Georgia Southern 55, OLD DOMINION 48
2011 Second Round	MAINE 34, at Appalachian State 12
2011 Second Round	at Montana State 26, NEW HAMPSHIRE 25
2011 Second Round	Lehigh 40, at TOWSON 38
2011 Second Round	at North Dakota State 26, JAMES MADISON 14
2011 Quarterfinals	at Georgia Southern 35, MAINE 23

FCS Championship Results

Year	Result (winning conference)	Site
1978	Florida A&M 35, MASSACHUSETTS 20 (Independent).....	Wichita Falls, Texas
1979	E. Kentucky 30, Lehigh 7 (OVC)	Orlando, Fla.
1980	Boise State 31, E. Kentucky 29 (Big Sky)	Sacramento, Calif.
1981	Idaho State 34, E. Kentucky 23 (Big Sky)	Wichita Falls, Texas
1982	E. Kentucky 17, Delaware 14 (OVC)	Wichita Falls, Texas
1983	S. Illinois 43, Western Carolina 17 (Gateway)	Charleston, S.C.
1984	Montana State 19, Louisiana Tech 6 (Big Sky)	Charleston, S.C.
1985	Georgia Southern 44, Furman 42 (Independent)	Tacoma, Wash.
1986	Georgia Southern 48, Arkansas State 21 (Independent)	Tacoma, Wash.
1987	Northeast Louisiana 43, Marshall 42 (Southland)	Pocatello, Idaho
1988	Furman 17, Georgia Southern 12 (Southern)	Pocatello, Idaho
1989	Georgia Southern 37, Stephen F. Austin 34 (Independent)	Statesboro, Ga.
1990	Georgia Southern 36, Nevada-Reno 13 (Independent)	Statesboro, Ga.
1991	Youngstown State 25, Marshall 17 (Independent)	Statesboro, Ga.
1992	Marshall 31, Youngstown State 28 (Southern)	Huntington, W.V.
1993	Youngstown State 17, Marshall 5 (Independent)	Huntington, W.V.
1994	Youngstown State 28, Boise State 14 (Independent)	Huntington, W.V.
1995	Montana 22, Marshall 20 (Big Sky)	Huntington, W.V.
1996	Marshall 49, Montana 29 (Southern)	Huntington, W.V.
1997	Youngstown State 10, McNeese State 9 (Gateway)	Chattanooga, Tenn.
1998	MASSACHUSETTS 55, Georgia Southern 43 (Atlantic 10)	Chattanooga, Tenn.
1999	Georgia Southern 59, Youngstown State 24 (Southern)	Chattanooga, Tenn.
2000	Georgia Southern 27, Montana 25 (Southern)	Chattanooga, Tenn.
2001	Montana 13, Furman 0 (Big Sky).....	Chattanooga, Tenn.
2002	W. Kentucky 34, McNeese State 14 (Gateway)	Chattanooga, Tenn.
2003	DELAWARE 40, Colgate 0 (Atlantic 10)	Chattanooga, Tenn.
2004	JAMES MADISON 31, Montana 21 (Atlantic 10)	Chattanooga, Tenn.
2005	Appalachian State 21, Northern Iowa 16 (Southern)	Chattanooga, Tenn.
2006	Appalachian State 28, MASSACHUSETTS 17 (Southern)	Chattanooga, Tenn.
2007	Appalachian State 49, DELAWARE 21 (Southern)	Chattanooga, Tenn.
2008	RICHMOND 24, Montana 7 (CAA Football)	Chattanooga, Tenn.
2009	VILLANOVA 23, Montana 21 (CAA Football)	Chattanooga, Tenn.
2010-11	Eastern Washington 20, DELAWARE 19 (Big Sky)	Frisco, Texas
2012	North Dakota State 17, Sam Houston State (Missouri Valley)	Frisco, Texas

CAA Football Postseason Records By Round
(includes Yankee and Atlantic 10 members since 1978)

CAA Football Teams in Playoffs	Non-Conference	Overall
First Round.....	42-30 (.583).....	42-30 (.583)
Second Round <i>(since 2010)</i>	4-5 (.444).....	4-5 (.444)
Quarterfinals.....	13-21 (.382).....	18-26 (.409)
Semifinals.....	6-8 (.429).....	8-10 (.444)
Championship Game.....	5-4 (.556).....	5-4 (.556)
All Rounds.....	70-68 (.507).....	77-75 (.507)

Team-By-Team Records In The NCAA Playoffs
(current members; during conference membership; versus all opponents)

CAA Football Team	Home	Road	Neutral	Overall
Delaware.....	14-4 (.778).....	5-6 (.455).....	1-2 (.333).....	20-12 (.625)
James Madison.....	3-1 (.750).....	4-6 (.400).....	1-0 (1.000).....	8-7 (.533)
Maine.....	0-0 (.000).....	3-6 (.333).....	0-0 (.000).....	3-6 (.333)
New Hampshire.....	1-3 (.250).....	5-7 (.417).....	0-0 (.000).....	6-10 (.375)
Old Dominion.....	1-0 (1.000).....	0-1 (.000).....	0-0 (.000).....	1-1 (.500)
Rhode Island.....	2-0 (1.000).....	0-3 (.000).....	0-0 (.000).....	2-3 (.667)
Richmond.....	4-3 (.571).....	4-3 (.571).....	1-0 (1.000).....	9-6 (.600)
Towson.....	0-1 (.000).....	0-0 (.000).....	0-0 (.000).....	0-1 (.000)
Villanova.....	7-1 (.875).....	2-7 (.222).....	1-0 (1.000).....	10-8 (.556)
William and Mary.....	4-2 (.667).....	1-4 (.200).....	0-0 (.000).....	5-6 (.455)
CAA Football Overall.....	36-15 (.706).....	24-43 (.358).....	4-2 (.667).....	64-60 (.516)

CAA Football vs. The NCAA Playoff Field
(includes Yankee and Atlantic 10 members' opponents since 1978)

*Does not reflect the UD-WM (2004), IMU-WM (2004), UNH-UMass (2006), VU-IMU (2008), UNH-VU (2009), WM-VU (2009) and UNH-UD (2010) contests as they were each Conference members at time of game.

Appalachian State.....	4-9	Lehigh.....	4-3
Arkansas State.....	0-1	Marshall.....	0-4
Akron.....	1-0	McNeese State.....	3-4
Bethune-Cookman.....	1-0	Montana.....	5-3
Colgate.....	4-2	Montana State.....	0-2
Delaware State.....	1-0	Nevada-Reno.....	1-0
E. Tenn. State.....	0-1	Louisiana-Monroe.....	1-0
Eastern Kentucky.....	4-2	Norfolk State.....	1-0
Eastern Washington.....	0-2	North Dakota State.....	0-1
Elon.....	1-0	Northern Iowa.....	4-6
Florida A&M.....	0-1	Northwestern State.....	1-0
Fordham.....	2-1	Portland State.....	1-0
Furman.....	3-4	Richmond.....	1-1
Georgia Southern.....	4-9	Samford.....	1-1
Hampton.....	4-0	Southern Illinois.....	4-1
Hofstra.....	2-0	Stephen F. Austin.....	1-0
Holy Cross.....	1-0	Missouri State.....	0-1
Idaho.....	0-1	Troy State.....	1-1
Idaho State.....	0-1	Wofford.....	3-0
Jackson State.....	1-0	Youngstown State.....	1-4
James Madison.....	0-1	Weber State.....	1-0
Lafayette.....	2-0	William and Mary.....	1-1

FCS Conferences In The NCAA Playoffs

Conference (First Year)	Overall
Southern (1982).....	96-58 (.623)
Independent.....	3-2 (.600)
Big Sky (1979).....	70-58 (.547)
Missouri Valley [Gateway] (1985).....	56-48 (.538)
CAA Football [Atlantic 10, Yankee] (1978).....	77-75 (.507)
Southland (1982).....	45-49 (.479)
Patriot (1997).....	9-17 (.346)
Ohio Valley (1979).....	24-47 (.338)
Great West (2004).....	1-2 (.333)
Big South (2006).....	1-3 (.250)
Mid-Eastern Athletic (1981).....	6-25 (.194)
Southwestern Athletic (1978).....	0-19 (.000)
Northeast (2010).....	0-2 (.000)

CAA Football Multiple-Berth NCAA Postseasons
(includes Yankee and Atlantic 10 members since 1978)

Five Teams (2)

2007	Delaware, James Madison, Massachusetts, New Hampshire, Richmond
2008	James Madison, Maine, New Hampshire, Richmond, Villanova
2011	James Madison, Maine, New Hampshire, Old Dominion, Towson

1994	Boston University, James Madison, New Hampshire
1996	Delaware, Villanova, William and Mary
1998	Connecticut, Massachusetts, Richmond
2001	Hofstra, Maine, William and Mary
2002	Maine, Northeastern, Villanova
2006	James Madison, Massachusetts, New Hampshire

Four Teams (3)

2004	Delaware, James Madison, New Hampshire, William and Mary
2009	New Hampshire, Richmond, Villanova, William and Mary
2010	Delaware, New Hampshire, Villanova, William and Mary

Two Teams (11)

1984	Boston University, Rhode Island
1987	Maine, Richmond
1988	Delaware, Massachusetts
1989	Maine, Villanova
1992	Delaware, Villanova
1995	Delaware, James Madison
1997	Delaware, Villanova
1999	James Madison, Massachusetts
2000	Delaware, Richmond
2003	Delaware, Massachusetts
2005	New Hampshire, Richmond

Three Teams (8)

1991	Delaware, New Hampshire, Villanova
1993	Boston University, Delaware, William and Mary

CAA Football In The NCAA Playoffs
(includes Yankee and Atlantic 10 members since 1978)

Overall NCAA Postseason Berths from CAA Football..... 80 (15 total schools)

Longest consecutive streak of NCAA Postseason Berths from CAA Football..... 32-straight seasons (1981-2011)

Multiple-NCAA Postseason berths from CAA Football..... 25 seasons

Longest consecutive streak of Multiple-NCAA Postseason Berths from CAA Football..... 21-straight seasons (1991-2011)

NCAA Division I National Championship Game

College football coaches often say the greatest improvement a team makes is between its first and second game. Team Frisco certainly agrees. After staging a successful championship game in 2011, its first of at least three at FC Dallas Stadium in Frisco, Texas, year two was even better. Last year, the perfect blend of two passionate fan bases combined with a "local" team making it to the championship game led to a standing-room only crowd of 20,586 to watch North Dakota State beat Sam Houston State 17-6.

North Dakota State won its first national championship at the Division I level to go with five Division II titles, the last in 1990. Each of the last four Division I championship games, including both games in Frisco, have produced a first-time champion: Richmond following the 2008 season, Villanova in 2009 and Eastern Washington in 2010.

Eastern Washington erased 16-point deficit to beat Delaware 20-19 in the first game in Frisco in January 2011. The entertaining game certainly did not disappoint the 13,000-plus fans who attended the first college football game in Frisco.

While the games have no doubt been the highlight, it is a week's worth of events that have separated the event in Frisco from past championships – not to mention the great Texas hospitality.

The teams arrive in Texas four days before the game starts. They're greeted by signs and banners around town as well as great crowds at their respective team headquarters. The next day, the teams visit local elementary schools where they are welcomed by students eager to show off their school spirit for their newly adopted college teams. Later that night, the two participating teams gather for the Great Texas Barbecue Bowl that showcase the legendary Texas culture and hospitality. On Friday, teams attend the Champions Luncheon and make last-minute tweaks in game preparation.

The day of the game, fans begin gathering at restaurants and parking lots surrounding FC Dallas Stadium and take part in Tailgate Town that features quality entertainment and even more Texas sounds, flavors and hospitality.

The local organizing committee, collectively known as Team Frisco consists of the City of Frisco, its Economic Development Corporation and Convention & Visitors Bureau, Hunt Sports Group/FC Dallas Stadium, the Frisco Chamber of Commerce and Frisco-based Southland Conference.



Delaware

Year	Game/Bowl	Opponent	Result
1946	Cigar Bowl	Rollins (FL)	W/21-7
1954	Refrigerator Bowl	Kent State	W/19-7
1968	Boardwalk Bowl	Indiana (PA)	W/31-24
1969	Boardwalk Bowl	N.C. Central	W/31-13
1970	Boardwalk Bowl	Morgan State	W/38-23
1971	Boardwalk Bowl	C.W. Post	W/72-22
1973	NCAA II Quarterfinals	Grambling	L/17-8
1974	NCAA II Quarterfinals	Youngstown State	W/35-14
	NCAA II Semifinals	UNLV	W/49-11
	NCAA II Final	Central Michigan	L/54-14
1976	NCAA II Quarterfinals	Northern Michigan	L/28-17
1978	NCAA II Quarterfinals	Jacksonville State	W/42-27
	NCAA II Semifinals	Winston-Salem State	W/41-0
	NCAA II Final	Eastern Illinois	L/10-9
1979	NCAA II Quarterfinals	Virginia Union	W/58-28
	NCAA II Semifinals	Mississippi College	W/60-10
	NCAA II Final	Youngstown State	W/38-21
1981	NCAA I-AA First Round	Eastern Kentucky	L/35-28
1982	NCAA I-AA Quarterfinals	Colgate	W/20-13
	NCAA I-AA Semifinals	Louisiana Tech	W/17-0
	NCAA I-AA Final	Eastern Kentucky	L/17-14
1986	NCAA I-AA First Round	William and Mary	W/51-17
	NCAA I-AA Quarterfinals	Arkansas State	L/55-14
1988	NCAA I-AA First Round	Furman	L/21-7
1991	NCAA I-AA First Round	James Madison (20T)	L/42-35
1992	NCAA I-AA First Round	Samford	W/56-21
	NCAA I-AA Quarterfinals	NE Louisiana	W/41-18
	NCAA I-AA Semifinals	Marshall	L/21-7
1993	NCAA I-AA First Round	Montana	W/49-48
	NCAA I-AA Quarterfinals	Marshall	L/34-31
1995	NCAA I-AA First Round	Hofstra	W/38-17
	NCAA I-AA Quarterfinals	McNeese State	L/52-18
1996	NCAA I-AA First Round	Marshall	L/59-14
1997	NCAA I-AA First Round	Hofstra	W/29-14
	NCAA I-AA Quarterfinals	Georgia Southern	W/16-7
	NCAA I-AA Semifinals	McNeese State	L/23-21
2000	NCAA I-AA First Round	Portland State	W/49-14
	NCAA I-AA Quarterfinals	Lehigh	W/47-22
	NCAA I-AA Semifinals	Georgia Southern	L/27-18
2003	NCAA I-AA First Round	Southern Illinois	W/48-7
	NCAA I-AA Quarterfinals	Northern Iowa	W/37-7
	NCAA I-AA Semifinals	Wofford	W/24-9
	NCAA I-AA Final	Colgate	W/40-0
2004	NCAA I-AA First Round	Lafayette	W/28-14
	NCAA I-AA Quarterfinals	William and Mary (20T)	L/44-38
2007	NCAA FCS First Round	Delaware State	W/44-7
	NCAA FCS Quarterfinals	Northern Iowa	W/39-27
	NCAA FCS Semifinals	Southern Illinois	W/20-17
	NCAA FCS Final	Appalachian State	L/49-21
2010	NCAA FCS Second Round	Lehigh	W/42-20
	NCAA FCS Quarterfinals	New Hampshire	W/16-3
	NCAA FCS Semifinals	Georgia Southern	W/27-10
	NCAA FCS Final	Eastern Washington	L/20-19

James Madison

Year	Game/Bowl	Opponent	Result
1987	NCAA I-AA First Round	Marshall	L/41-12
1991	NCAA I-AA First Round	Delaware (20T)	W/42-35
	NCAA I-AA Quarterfinals	Samford	L/24-21
1994	NCAA I-AA First Round	Troy State	W/45-26
	NCAA I-AA Quarterfinals	Marshall (OT)	L/28-21
1995	NCAA I-AA First Round	Appalachian State	L/31-24
1999	NCAA I-AA First Round	Troy State	L/27-7
2004	NCAA I-AA First Round	Lehigh	W/14-13
	NCAA I-AA Quarterfinals	Furman	W/14-13
	NCAA I-AA Semifinals	William and Mary	W/48-34
	NCAA I-AA Final	Montana	W/31-21
2006	NCAA FCS First Round	Youngstown State	L/35-31
2007	NCAA FCS First Round	Appalachian State	L/28-27
2008	NCAA FCS First Round	Wofford	W/38-35
	NCAA FCS Quarterfinals	Villanova	W/31-27
	NCAA FCS Semifinals	Montana	L/35-27
2011	NCAA FCS First Round	Eastern Kentucky	W/20-17
	NCAA FCS Second Round	North Dakota State	L/26-14

Maine

Year	Game/Bowl	Opponent	Result
1965	Tangerine Bowl	East Carolina	L/31-0
1987	NCAA I-AA First Round	Georgia Southern (OT)	L/31-28
1989	NCAA I-AA First Round	SMS	L/38-35
2001	NCAA I-AA First Round	McNeese State	W/14-10
	NCAA I-AA Quarterfinals	Northern Iowa	L/56-28
2002	NCAA I-AA First Round	Appalachian State	W/14-13
	NCAA I-AA Quarterfinals	Georgia Southern	L/31-7
2008	NCAA FCS First Round	Northern Iowa	L/40-15
2011	NCAA FCS Second Round	Appalachian State	W/34-12
	NCAA FCS Quarterfinals	Georgia Southern	L/35-23

New Hampshire

Year	Game/Bowl	Opponent	Result
1947	Glass Bowl	Toledo	L/20-14
1975	NCAA II Quarterfinals	Lehigh	W/35-21
	NCAA II Semifinals	Western Kentucky	L/14-3
1976	NCAA II Quarterfinals	Montana State	L/17-16
1991	NCAA I-AA First Round	Samford	L/29-13
1994	NCAA I-AA First Round	Appalachian State (OT)	L/17-10
2004	NCAA I-AA First Round	Georgia Southern	W/27-23
	NCAA I-AA Quarterfinals	Montana	L/47-17
2005	NCAA I-AA First Round	Colgate	W/55-21
	NCAA I-AA Quarterfinals	Northern Iowa	L/24-21
2006	NCAA FCS First Round	Hampton	W/41-38
	NCAA FCS Quarterfinals	Massachusetts	L/24-17
2007	NCAA FCS First Round	Northern Iowa	L/38-35
2008	NCAA FCS First Round	Southern Illinois	W/29-20
	NCAA FCS Quarterfinals	Northern Iowa	L/36-34
2009	NCAA FCS First Round	McNeese State	W/49-13
	NCAA FCS Quarterfinals	Villanova	L/46-7
2010	NCAA FCS Second Round	Bethune-Cookman	W/45-20
	NCAA FCS Quarterfinals	Delaware	L/16-3
2011	NCAA FCS Second Round	Montana State	L/26-25

Old Dominion

Year	Game/Bowl	Opponent	Result
2011	NCAA FCS First Round	Norfolk State	W/35-18
	NCAA FCS Second Round	Georgia Southern	L/55-48

Rhode Island

Year	Game/Bowl	Opponent	Result
1955	Refrigerator Bowl	Jacksonville State	L/12-10
1981	NCAA I-AA Quarterfinals	Idaho State	L/51-0
1984	NCAA I-AA Quarterfinals	Richmond	W/23-17
	NCAA I-AA Semifinals	Montana State	L/32-20
1985	NCAA I-AA First Round	Akron	W/35-27
	NCAA I-AA Quarterfinals	Furman	L/29-15

Richmond

Year	Game/Bowl	Opponent	Result
1968	Tangerine Bowl	Ohio University	W/49-42
1971	Tangerine Bowl	Toledo	L/28-3
1984	NCAA I-AA First Round	Boston University	W/35-33
	NCAA I-AA Quarterfinals	Rhode Island	L/23-17
1987	NCAA I-AA First Round	Appalachian State	L/20-3
1998	NCAA I-AA First Round	Lehigh	L/24-23
2000	NCAA I-AA First Round	Youngstown State	W/10-3
	NCAA I-AA Quarterfinals	Montana	L/34-20
2005	NCAA I-AA First Round	Hampton	W/38-10
	NCAA I-AA Quarterfinals	Furman	L/24-20
2007	NCAA FCS First Round	Eastern Kentucky	W/33-14
	NCAA FCS Quarterfinals	Wofford	W/21-10
	NCAA FCS Semifinals	Appalachian State	L/55-35
2008	NCAA FCS First Round	Eastern Kentucky	W/38-10
	NCAA FCS Quarterfinals	Appalachian State	W/33-13
	NCAA FCS Semifinals	Northern Iowa	W/21-20
	NCAA FCS Final	Montana	W/24-7
2009	NCAA FCS First Round	Elon	W/16-13
	NCAA FCS Quarterfinals	Appalachian State	L/35-31

Towson

Year	Game/Bowl	Opponent	Result
1976	NCAA III Quarterfinals	C.W. Post	W/14-10
	NCAA III Semifinals	St. Lawrence	W/38-36
	NCAA III Final	St. John's (MN)	L/31-28
1983	NCAA II Quarterfinals	North Dakota State	L/24-17
1984	NCAA II Quarterfinals	Norfolk State	W/31-21
	NCAA II Semifinals	Troy State	L/45-3
1986	NCAA II Quarterfinals	Central State	L/31-0
2011	NCAA FCS Second Round	Lehigh	L/40-38

Villanova

Year	Game/Bowl	Opponent	Result
1936	Bacardi Bowl	Auburn	T/7-7
1947	Great Lakes Bowl	Kentucky	L/24-14
1949	Harbor Bowl	Nevada	W/27-7
1961	Sun Bowl	Wichita	W/17-9
1962	Liberty Bowl	Oregon State	L/6-0
1989	NCAA I-AA First Round	Georgia Southern	L/52-36
1991	NCAA I-AA First Round	Youngstown State	L/17-16
1992	NCAA I-AA First Round	Youngstown State	L/23-20
1996	NCAA I-AA First Round	East Tennessee State	L/35-29
1997	NCAA I-AA First Round	Colgate	W/49-28
	NCAA I-AA Quarterfinals	Youngstown State	L/37-34
2002	NCAA I-AA First Round	Furman	W/45-38
	NCAA I-AA Quarterfinals	Fordham	W/24-10
	NCAA I-AA Semifinals	McNeese State	L/39-28
2008	NCAA FCS First Round	Colgate	W/55-28
	NCAA FCS Quarterfinals	James Madison	L/31-27
2009	NCAA FCS First Round	Holy Cross	W/38-28
	NCAA FCS Quarterfinals	New Hampshire	W/46-7
	NCAA FCS Semifinals	William and Mary	W/14-13
	NCAA FCS Final	Montana	W/23-21
2010	NCAA FCS Second Round	Stephen F. Austin	W/54-24
	NCAA FCS Quarterfinals	Appalachian State	W/42-24
	NCAA FCS Semifinals	Eastern Washington	L/41-31

William and Mary

Year	Game/Bowl	Opponent	Result
1947	Dixie Bowl	Arkansas	L/21-19
1948	Delta Bowl	Oklahoma A&M	W/20-0
1970	Tangerine Bowl	Toledo	L/40-12
1986	NCAA I-AA First Round	Delaware	L/51-17
1988	Ivy Bowl	Japan All-Stars	W/73-3
1989	NCAA I-AA First Round	Furman	L/24-10
1990	NCAA I-AA First Round	Massachusetts	W/38-0
	NCAA I-AA Quarterfinals	Central Florida	L/52-38
1992	Ivy Bowl	Nihon University	W/35-10
1993	NCAA I-AA First Round	McNeese State	L/34-28
1996	NCAA I-AA First Round	Jackson State	W/45-6
	NCAA I-AA Quarterfinals	Northern Iowa	L/38-35
2001	NCAA I-AA First Round	Appalachian State	L/40-27
2004	NCAA I-AA First Round	Hampton	W/42-35
	NCAA I-AA Quarterfinals	Delaware (20T)	W/44-38
	NCAA I-AA Semifinals	James Madison	L/48-34
2009	NCAA FCS First Round	Weber State	W/38-0
	NCAA FCS Quarterfinals	Southern Illinois	W/24-3
	NCAA FCS Semifinals	Villanova	L/14-13
2010	NCAA FCS Second Round	Georgia Southern	L/31-15

The Sports Network, considered the most widely-referenced news service of FCS, has selected an All-America team since 1987. The American Football Coaches Association (AFCA) has selected an FCS All-America team every year since 1979. Below is a listing of CAA Football All-America honorees as selected by both entities.

**2011
The Sports Network**

First Team
 RB Terrance West, TOW
 OL Gino Gradkowski, UD
 DL Ronnie Cameron, ODU
 LB Matt Evans, UNH

Second Team
 RB Jonathan Grimes, WM
 P Jonathan Plisco, ODU

Third Team
 WR Tre Gray, UR

American Football Coaches Association

OL Gino Gradkowski, UD
 DL Ronnie Cameron, ODU
 LB Tyler Holmes, UMass

**2010
The Sports Network**

First Team
 OT Ben Ijalana, VU
 DT Martin Parker, UR
 LB Tyler Holmes, UMass

Second Team
 TE Alex Gottlieb, WM
 OT Keith Hill, Jr., WM
 LB Matt Evans, UNH
 LB Eric McBride, UR
 CB Dino Vasso, UNH

Third Team
 RB Andrew Pierce, UD
 FB Kendall Gaskins, UR
 CB Justin Rogers, UR
 S Anthony Bratton, UD
 P David Miller, WM

American Football Coaches Association

OL Ben Ijalana, VU
 DL Martin Parker, UR
 LB Tyler Holmes, UMass
 LB Eric McBride, UR
 DB Dino Vasso, UNH
 P David Miller, WM

**2009
The Sports Network**

First Team
 OG Matt McCracken, UR
 OT Vladimir Ducasse, UMass
 OT Ben Ijalana, VU
 AP Matt Szczer, VU
 DE Arthur Moats, JMU
 DT Sean Lissimore, WM
 SS Jeremy Miles, UMass

Second Team
 TE Scott Sicko, UNH
 DE Adrian Tracy, WM
 DT Martin Parker, UR
 LB Terence Thomas, VU
 SS Terrence Klein, UNH
 FS Charles Graves, UD
 KR Scotty McGee, JMU

Third Team
 OG Dorian Brooks, JMU
 DE Tim Kukucka, VU
 DT Sam Daniels, JMU
 LB Luke Bonus, HOF
 LB Rob Damon, URI
 PK Armando Cuko, UMass

American Football Coaches Association

TE Scott Sicko, UNH
 OL Matt McCracken, UR
 DL Arthur Moats, JMU
 DL Adrian Tracy, WM
 DB Charles Graves, UD

DB Justin Rogers, UR
 PK Armando Cuko, UMass

**2008
The Sports Network**

First Team
 OG Matthew McCracken, UR
 OC Scott Lemn, JMU
 DE Jovan Belcher, UM
 P Brett Arnold, UMass

Second Team
 QB Rodney Landers, JMU
 FB Jared Turcotte, UM
 TE Scott Sicko, UNH
 DE Lawrence Sidbury, UR
 S Marcus Haywood, JMU
 S Jeremy Miles, UMass
 PR Scotty McGee, JMU

Third Team
 RB Josh Vaughan, UR
 DE Greg Miller, VU

Honorable Mention

FB John Crone, UR
 FB Jhamal Fluellen, UM
 WR Mike Boyle, UNH
 OT Izzy Bauta, VU
 OT Vladimir Ducasse, UMass
 OT Ben Ijalana, VU
 OT Michael Silva, UR
 OG Dorian Brooks, JMU
 OC Ryan Canary, UM
 OC Kheon Hendricks, UD
 PK Dave Stannard, JMU
 KR Jonathan Grimes, WM
 KR Scotty McGee, JMU
 DE Sherman Logan, UR
 DE Adrian Tracy, WM
 LB Osayi Osunde, VU
 CB Courtney Robinson, UMass
 CB Justin Rogers, UR

American Football Coaches Association

DL Jovan Belcher, UM
 DL Greg Miller, VU
 AP Scotty McGee, JMU

**2007
The Sports Network**

First Team
 RB Omar Cuff, UD
 RB Tim Hightower, UR
 LB Brian Bradford, TU
 S Tony LeZotte, JMU
 PK Jon Striefsky, UD

Second Team
 WR J.J. Moore, UMass
 TE Scott Sicko, UNH
 OT Mike Byrne, UD
 LB Jason Hatchell, UMass

Third Team
 QB Joe Flacco, UD
 FB Joe Casey, URI
 WR Charles Sullivan, HOF
 OG Matt McCracken, UR
 DE Jovan Belcher, UM
 KR Justin Rogers, UR

Honorable Mention

QB Liam Coen, UMass
 QB Ricky Santos, UNH
 RB Matt Lawrence, UMass
 TE Robbie Agnone, UD
 TE Drew Atchison, WM
 TE Matt Sherry, VU
 WR Keith LeVan, UNH
 WR Aaron Love, UD
 OC Matt Austin, UMass
 OC Kheon Hendricks, UD

OC Scott Lemn, JMU
 DE John Baranowsky, JMU
 DE David Burris, UMass
 DE Matt Marcocelle, UD
 LB Justin Barnes, JMU
 LB Gian Villante, HOF
 LB Charles Walker, UMass
 CB Courtney Robinson, UMass
 CB Sean Smalls, UMass
 S Jeff Pammer, UNH
 PK Dave Stannard, JMU

American Football Coaches Association

QB Ricky Santos, UNH
 RB Omar Cuff, UD
 LB Brian Bradford, TU
 DB Tony LeZotte, JMU

**2006
The Sports Network**

First Team
 WR David Ball, UNH
 DB James Ihedigbo, UMass
 LB Akeem Jordan, JMU
 DL Matt King, UM
 OL Alex Miller, UMass
 TE Ben Patrick, UD
 QB Ricky Santos, UNH
 DL Kevin Winston, JMU

Second Team
 RB Steve Baylark, UMass
 OL Corey Davis, JMU
 DB Tony LeZotte, JMU
 K Rob Zarrilli, HOF

Third Team
 OL Matt Austin, UMass
 DB Allyn Bacchus, VU
 OL Tucker Peterson, UNH

American Football Coaches Association

WR David Ball, UNH
 OL Alex Miller, UMass
 TE Ben Patrick, UD
 LB Akeem Jordan, JMU
 DL Matt King, UM

**2005
The Sports Network**

First Team
 LB Brian Hulea, VU
 DB Shannon James, UMass
 DB Tony LeZotte, JMU

Second Team
 QB Ricky Santos, UNH
 WR David Ball, UNH
 TE Jonathan Williams, UNH

Third Team
 RB Omar Cuff, UD
 OL Willie Colon, HOF
 OL Matt Magerko, JMU
 P Christian Koegel, UMass

American Football Coaches Association

WR David Ball, UNH
 OL Willie Colon, HOF
 LB Brian Hulea, VU
 DB Shannon James, UMass

**2004
The Sports Network**

First Team
 QB Lang Campbell, WM
 WR David Ball, UNH
 DB Shannon James, UMass
 LB Gian Villante, HOF

Second Team
 PK Greg Kuehn, WM

The Sports Network, considered the most widely-referenced news service of FCS, has selected an All-America team since 1987. The American Football Coaches Association (AFCA) has selected an FCS All-America team every year since 1979. Below is a listing of CAA Football All-America honorees as selected by both entities.

RS.....Sidney Haugabrook, UD
 DL.....Jamil Butler, VU
 DL.....George Peterson, UNH
 LB.....Liam Ezekiel, NU

Third Team

WR.....Dominique Thompson, WM
 RS.....Arel Gordon, UM
 OL.....Dustin Bayer, URI
 DL.....Chris Mooney, UD
 DL.....Tom Parks, UD
 LB.....Kwynn Walton, JMU
 DB.....Tony LeZotte, JMU
 DB.....Brandon McGowan, UM

American Football Coaches Association

QB.....Lang Campbell, WM
 DB.....Sidney Haugabrook, UD

**2003
The Sports Network**

First Team

LB.....Liam Ezekiel, NU
 DL.....Shawn Johnson, UD
 OL.....Jason Nerys, UD

Second Team

OL.....Adam Bourget, NU
 QB.....Andy Hall, UD

Third Team

LB.....Jeremy Cain, UMass
 DB.....Anton McKenzie, UMass
 DL.....Jerame Southern, JMU

American Football Coaches Association

WR.....Rich Musinski, WM
 DL.....Shawn Johnson, UD

**2002
The Sports Network**

Second Team

QB.....Brett Gordon, VU
 LB.....Stephen Cooper, UM
 LB.....Dan Mulhern, UD
 LB.....Renald Williams, HOF

Third Team

OL.....Dwight Beard, WM
 OL.....Mike Brigandi, HOF
 LB.....Liam Ezekiel, NU

American Football Coaches Association

OL.....Dwight Beard, WM
 RB.....Stephan Lewis, UNH
 LB.....Stephen Cooper, UM

**2001
The Sports Network**

First Team

QB.....Rocky Butler, HOF
 RB.....Brian Westbrook, VU
 OL.....Dan Zorger, HOF
 DL.....Ryan Fletcher, HOF
 LB.....Derrick Lloyd, JMU

Second Team

TE.....Chad Hayes, UM
 OL.....Eammon Allen, VU
 DL.....Valdamar Brower, UMass
 DL.....Jonathan Wilfong, UR
 DB.....Lance Small, URI

Third Team

OL.....Jason Ball, UNH
 RS.....Lennard Byrd, UM
 DB.....T.J. Hill, NU
 DB.....Doug Shanahan, HOF

American Football Coaches Association

TE.....Chad Hayes, UM
 RB.....Brian Westbrook, VU

**2000
The Sports Network**

First Team

OL.....Jeff Fiss, UD
 RS.....Brian Westbrook, VU
 DL.....Raheem Walker, WM
 LB.....Kole Ayi, UMass

Second Team

RB.....Brian Westbrook, VU
 OL.....Eric Beatty, UR
 DL.....Chris Morant, JMU
 LB.....Brian McKenna, UD
 DB.....T.J. Hill, NU

Third Team

QB.....Matt Nagy, UD
 DL.....Mike Cecere, UD
 LB.....Derick Pack, JMU

American Football Coaches Association

OL.....Eric Beatty, UR
 LB.....Brian McKenna, UD
 RS.....Brian Westbrook, VU

**1999
The Sports Network**

First Team

PK.....Brett Sterba, WM
 LB.....Kole Ayi, UMass
 DB.....Jerard White, UMass

Second Team

RB.....Curtis Keaton, JMU
 RB.....Marcel Shipp, UMass
 WR.....Murle Sango, VU
 DL.....Chris Morant, JMU
 DL.....JoJo Oliphant, UM
 DB.....Jeremy Robinson, UMass

Third Team

LB.....Derick Pack, JMU

American Football Coaches Association

RB.....Curtis Keaton, JMU
 DL.....JoJo Oliphant, UM
 DB.....Jared White, UMass
 PK.....Brett Sterba, WM

**1998
The Sports Network**

First Team

RB.....Jerry Azumah, UNH
 WR.....Eddie Conti, UD
 WR.....Brian Westbrook, VU
 TE.....Kerry Taylor, UMass
 OL.....Walter Jones, UNH
 DL.....Marc Megna, UR
 LB.....Khari Samuel, UMass

Second Team

QB.....Mike Cook, WM
 RB.....Marcel Shipp, UMass
 TE.....Mike Leach, WM
 DL.....Frank Ferrara, URI
 LB.....Miguel Viera, URI
 DB.....Aaron Dashiell, UM
 DB.....Winston October, UR
 RS.....Brian Westbrook, VU

Third Team

QB.....Todd Bankhead, UMass
 DL.....Raheem Walker, WM
 DB.....Tony Booth, JMU

American Football Coaches Association

WR.....Eddie Conti, UD
 TE.....Kerry Taylor, UMass
 OL.....Eric King, UR
 RB.....Jerry Azumah, UNH

**1997
The Sports Network**

First Team

WR.....Brian Finneran, VU
 LB.....Shawn Barber, UR
 P.....Brad Costello, BU

Second Team

RB.....Jerry Azumah, UNH
 OL.....TaVarr Closs, UC
 DB.....Tony Booth, JMU

Third Team

QB.....Chris Boden, VU
 DL.....Marc Megna, UR
 DB.....Dorrell Green, UD
 PK.....Brian Shallcross, WM
 KR.....Delvin Joyce, JMU

American Football Coaches Association

WR.....Brian Finneran, VU
 OL.....TaVarr Closs, UC
 LB.....Shawn Barber, UR
 RS.....Jerry Azumah, UNH

**1996
The Sports Network**

First Team

DB.....Kenny Bailey, UD
 DB.....Darren Sharper, WM

Second Team

RB.....Jerry Azumah, UNH
 OL.....Josh Beyer, WM
 DL.....Will Santi, URI

Third Team

WR.....Brian Finneran, VU
 DL.....Todd Williamson, UM
 LB.....Brian Smith, UD
 P.....Brad Costello, BU

American Football Coaches Association

WR.....Brian Finneran, VU
 OL.....Josh Beyer, WM
 OL.....Jerome Daniels, NU
 DB.....Darren Sharper, WM

**1995
The Sports Network**

First Team

C.....David Bailey, JMU
 DB.....Darren Sharper, WM

Second Team

OL.....Steve Archibald, UD
 OL.....Shannon Trostle, UD
 DL.....Lou D'Agostino, URI
 PK.....John Coursey, JMU

Third Team

TE.....Ed Perry, JMU
 OL.....Josh Beyer, WM
 DL.....Brian Smith, URI
 DB.....Kenny Bailey, UD
 RS.....Cy Butler, URI

American Football Coaches Association

DB.....Kenny Bailey, UD

**1994
The Sports Network**

First Team

LB.....Tyrone Frazier, VU

Second Team

C.....Andre Maksimow, BU
 RB.....Rene Ingoglia, UMass
 DE.....Brian Corcoran, UMass
 DT.....Tyrone Washington, JMU

Third Team

QB.....Robert Dougherty, BU
 RB.....Daryl Brown, UD
 WR.....Carnell Henderson, BU

The Sports Network, considered the most widely-referenced news service of FCS, has selected an All-America team since 1987. The American Football Coaches Association (AFCA) has selected an FCS All-America team every year since 1979. Below is a listing of CAA Football All-America honorees as selected by both entities.

TE..... Ed Perry, JMU
 OL..... Shannon Trostle, UD
 CB..... Chris Helon, BU
 KR..... Dwight Robinson, JMU

Honorable Mention

OT..... Steve Archibald, UD
 OT..... Keith Novak, UNH
 OT..... Mike Pedone, BU
 OT..... Brent Secrist, JMU
 OG..... John Karaus, JMU
 PK..... John Coursey, JMU
 DE..... Mike Foley, UNH
 DE..... John Schaefer, BU
 LB..... Greg Applewhite, WM
 LB..... David Atwood, NU
 CB..... Breon Parker, UMass
 CB..... Dwight Robinson, JMU
 S..... Maurice Glenn, UR
 S..... Darren Sharper, WM
 KR..... Dwight Robinson, JMU

American Football Coaches Association

RB..... Daryl Brown, UD
 DL..... Mike Foley, UNH
 LB..... Tyrone Frazier, VU
 DB..... Breon Parker, UMass
 DB..... Dwight Robinson, JMU

**1993
The Sports Network**

First Team

OG..... Bill Durkin, UMass
 DB..... Chris Helon, BU

Second Team

OG..... Tom Walters, WM
 OT..... Matt Wildes, UD
 DE..... Matt Morrill, UD
 LB..... Marc Fauri, BU

Third Team

C..... Andre Maksimow, BU
 DB..... Matt Rajotre, UMass
 RS..... Dwight Robinson, JMU

Honorable Mention

QB..... Robert Dougherty, BU
 QB..... Shawn Knight, WM
 RB..... Daryl Brown, UD
 RB..... Rene Ingoglia, UMass
 WR..... David Gamble, UNH
 WR..... David McLeod, JMU
 OL..... Bill Lacey, VU
 DL..... Brian Corcoran, UMass
 DL..... Matt Joyce, UR
 LB..... Paul Duckworth, UC
 LB..... Bruce Bourgoin, UC
 DB..... Breon Parker, UMass
 DB..... Mark Salisbury, NU
 P..... Bill Hoffman, VU

American Football Coaches Association

DL..... Matt Morrill, UD

**1992
The Sports Network**

First Team

TE..... Darren Rizzi, URI
 LB..... Eric Johnson, UR
 DB..... Don Caparotti, UMass

Second Team

LB..... Curtis Eller, VU
 LB..... Dan Girard, UM
 DB..... Warren McIntyre, UD

Honorable Mention

TE..... Brian Kozlowski, UC
 TE..... Scott Donald, VU
 C..... Tim Tarpey, VU
 DE..... Dwayne Gordon, UNH

American Football Coaches Association

TE..... Darren Rizzi, URI
 DL..... Matt Morrill, UD
 LB..... Curtis Eller, VU
 DB..... Don Caparotti, UMass

**1991
The Sports Network**

First Team

LB..... Eric Johnson, UR
 LB..... Warren McIntyre, UD

Second Team

RB..... Barry Bourassa, UNH
 WR..... Mark Didio, UC
 TE..... Darren Rizzi, URI
 LB..... Curtis Eller, VU

Honorable Mention

OL..... Jerome Bledsoe, UMass

American Football Coaches Association

WR..... Mark Didio, UC
 RB..... Barry Bourassa, UNH
 LB..... DeWayne Sabb, UNH
 LB..... Curtis Eller, VU
 DB..... Warren McIntire, UD

**1990
The Sports Network**

First Team

OG..... Paul Mayberry, UMass
 DB..... Claude Pettaway, UM

Second Team

WR..... Mark Didio, UC

Honorable Mention

WR..... Darren Altieri, BU
 DB..... Kevin Smith, URI

American Football Coaches Association

DB..... Kevin Smith, URI

**1989
The Sports Network**

First Team

OT..... Scott Hough, UM
 RB..... Carl Smith, UM
 WR..... Darren Altieri, BU
 DT..... Michael Renna, UD
 LB..... Troy Ashley, UC

Second Team

OC..... Bryan Russo, VU
 OG..... Ron Noble, UM
 DT..... Justin Strzelczyk, UM

American Football Coaches Association

OL..... Bryan Russo, VU
 RB..... Carl Smith, UM
 DL..... Michael Renna, UD
 LB..... Troy Ashley, UC

**1988
The Sports Network**

First Team

LB..... John McKeown, UMass

Second Team

WR..... Glen Antrum, UC
 DB..... Brian Jordan, UR

Honorable Mention

OL..... Bill Buttler, UMass
 DB..... Kevin Smith, URI
 DB..... Gary Jordan, UNH

American Football Coaches Association

WR..... Glen Antrum, UC
 OL..... Paul Beradelli, VU
 DL..... Michael Renna, UD
 LB..... John McKeown, UMass
 DB..... Mark Seals, BU

**1987
The Sports Network**

Second Team

WR..... Sergio Hebra, UM
 LB..... Darrell Booker, UD

American Football Coaches Association

OL..... John Driscoll, UNH

**1986
American Football Coaches Association**

LB..... Darrell Booker, UD

**1985
American Football Coaches Association**

TE..... Brian Forster, URI
 OL..... Paul Dufault, UNH
 QB..... Tom Ehrhardt, URI

**1984
American Football Coaches Association**

TE..... Brian Forster, URI
 RB..... Paul Lewis, BU

**1983
American Football Coaches Association**

RB..... Paul Lewis, BU
 DL..... Tony DeLuca, URI
 LB..... John Dorsey, UC

**1982
American Football Coaches Association**

OL..... Richard Pelzer, URI
 RB..... Gary Pearson, UMass

**1981
American Football Coaches Association**

OL..... Bob Speight, BU
 RB..... Gregg Drew, BU
 RB..... Gary Pearson, UMass

**1980
American Football Coaches Association**

WR..... Reggie Eccleston, UC
 RB..... Lorenzo Bouier, UM
 DB..... Bob Manning, UMass

**1979
American Football Coaches Association**

RB..... Mal Najarian, BU
 DL..... Tom Pierzga, BU

Offensive Player of the Year

2011.....	Kevin Decker (UNH)
2010.....	Pat Devlin (UD)
2009.....	Matt Szczur (VU)
2008.....	Rodney Landers (JMU)
2007.....	Joe Flacco (UD)/Ricky Santos (UNH)
2006.....	Ricky Santos (UNH)/Steve Baylark (UMass)
2005.....	Ricky Santos (UNH)
2004.....	Lang Campbell (WM)
2003.....	Andy Hall (UD)
2002.....	Brett Gordon (VU)
2001.....	Brian Westbrook (VU)
2000.....	Brian Westbrook (VU)
1999.....	Curtis Keaton (JMU)
1998.....	Jerry Azumah (UNH)
1997.....	Brian Finneran (VU)
1996.....	Jerry Azumah (UNH)
1995.....	Leo Hamlett (UD)
1994.....	Robert Dougherty (BU)
1993.....	Robert Dougherty (BU)
1992.....	Greg Lilly (UR)
1991.....	Barry Bourassa (UNH)
1990.....	Stan Greene (BU)/Gary Wilkos (UMass)
1989.....	Mike Buck (UM)
1988.....	Matt DeGennaro (UC)
1987.....	Mike Buck (UM)
1986.....	Rich Gannon (UD)
1985.....	Tom Ehrhardt (URI)
1984.....	Tom Ehrhardt (URI)
1983.....	Paul Lewis (BU)
1982.....	Rich LaBonte (UM)
1981.....	Ken Sweitzer (UC)
1980.....	Jim Jensen (BU)

Rookie of the Year

2011.....	OFF: Terrance West (TOW)
.....	DEF: Dillon Lucas (VU)
2010.....	OFF: Andrew Pierce (UD)
.....	DEF: Stephon Robertson (JMU)
2009.....	OFF: Justin Thorpe (JMU)
.....	DEF: B.W. Webb (WM)
2008.....	OFF: Jonathan Grimes (WM)
.....	DEF: Brian McNally (UNH)/Pat Williams (JMU)
2007.....	OFF: Kevin Grayson (UR)
.....	DEF: Eric McBride (UR)
2006.....	OFF: Eric Ward (UR)
.....	DEF: Luke Bonus (HOF)
2005.....	OFF: Joe Casey (URI)
.....	DEF: Sherman Logan (UR)
2004.....	Tony LeZotte (JMU)/Ricky Santos (UNH)
2003.....	Ron Whitcomb (UM)
2002.....	R.J. Cobbs (UMass)
2001.....	Sidney Haugabrook (UD)
2000.....	Rich Musinski (WM)
1999.....	Dave Corley, Jr. (WM)
1998.....	Adrian Zullo (UMass)
1997.....	Recolon Jumpp (UC)
1996.....	Dave Conklin (WM)
1995.....	Tory Taylor (UC)
1994.....	Julien Dale (BU)
1993.....	Chris Hixson (URI)
1992.....	Rene Ingoglia (UMass)
1991.....	Daryl Brown (UD)
1990.....	John Johnson (UMass)
1989.....	Bill Vergantino (UD)
1988.....	Carl Smith (UM)
1987.....	Matt DeGennaro (UC)
1986.....	Tim Bryant (UMass)
1985.....	Dave Palazzi (UMass)
1984.....	Pat Mancini (BU)

1983.....	Dameon Reilly (URI)
1982.....	Bill Brooks (BU)
1981.....	Rich LaBonte (UM)
1980.....	Curt Collins (UNH)

Special Teams Player of the Year

2011.....	Jonathan Grimes (WM)
2010.....	Jonathan Grimes (WM)
2009.....	Matt Szczur (VU)
2008.....	Scotty McGee (JMU)
2007.....	Justin Rogers (UR)
2006.....	Rob Zarrilli (HOF)
2005.....	Christian Koegel (UMass)
2004.....	Greg Kuehn (WM)
2003.....	Wendall Williams (URI)

Defensive Player of the Year

2011.....	Ronnie Cameron (ODU)
2010.....	Tyler Holmes (UMass)/Eric McBride (UR)
2009.....	Arthur Moats (JMU)
2008.....	Jovan Belcher (UM)
2007.....	Tony LeZotte (JMU)
2006.....	Akeem Jordan (JMU)
2005.....	Tony LeZotte (JMU)
2004.....	Shannon James (UMass)
2003.....	Shawn Johnson (UD)
2002.....	Stephen Cooper (UM)
2001.....	Stephen Cooper (UM)/Derrick Lloyd (JMU)
2000.....	Brian McKenna (UD)
1999.....	Chris Morant (JMU)
1998.....	Marc Megna (UR)
1997.....	Shawn Barber (UR)
1996.....	Darren Sharper (WM)
1995.....	Jason Miller (WM)
1994.....	Brian Corcoran (UMass)
1993.....	Craig Staub (WM)
1992.....	Curtis Eller (VU)
1991.....	Curtis Eller (VU)
1990.....	James Smith (UR)
1989.....	Troy Ashley (UC)
1988.....	John McKeown (UMass)
1987.....	Paul Boulay (UNH)
1986.....	Kevin Murphy (BU)
1985.....	Neal Zonfrelli (UNH)/Mark Michaels (UC)
1984.....	Tim Teevens (UNH)
1983.....	John Dorsey (UC)
1982.....	John Dorsey (UC)
1981.....	Steve Doig (UNH)
1980.....	Mike Kelleher (BU)

Coach of the Year

2011.....	Rob Ambrose (TOW)
2010.....	Joe Trainer (URI)
2009.....	Andy Talley (VU)
2008.....	Mickey Matthews (JMU)
2007.....	Dave Clawson (UR)
2006.....	Don Brown (UMass)
2005.....	Dave Clawson (UR)
2004.....	Sean McDonnell (UNH)
2003.....	Mark Whipple (UMass)
2002.....	Don Brown (NU)
2001.....	Jack Cosgrove (UM)/Tim Stowers (URI)
2000.....	Jim Reid (UR)
1999.....	Mickey Matthews (JMU)
1998.....	Jim Reid (UR)
1997.....	Andy Talley (VU)
1996.....	Jack Cosgrove (UM)
1995.....	Floyd Keith (URI)/Jim Reid (UR)
1994.....	Bill Bowes (UNH)
1993.....	Dan Allen (BU)

1992.....	Jim Marshall (UR)
1991.....	Tubby Raymond (UD)
1990.....	Jim Reid (UMass)
1989.....	Tom Lichtenberg (UM)/Bill Bowes (UNH)
1988.....	Jim Reid (UMass)
1987.....	Dal Shealy (UR)
1986.....	Tom Jackson (UC)
1985.....	Bob Griffin (URI)
1984.....	Bob Griffin (URI)
1983.....	Rick Taylor (BU)
1982.....	Ron Rogerson (UM)

Student-Athlete of the Year

2011.....	Ronnie Cameron (ODU)
2010.....	Anthony Nelson (UMass)
2009.....	Osayi Osunde (VU)
2008.....	Ryan Canary (UM)
2007.....	Mike Byrne (UD)/Matt Sherry (VU)
2006.....	Ron Whitcomb (UM)
2005.....	Matt Magerko (JMU)
2004.....	Lang Campbell (WM)
2003.....	Ben Cross (UD)

2011

First Team

QB	Kevin Decker (UNH)	DL	Frank Beltre (TU)
RB	Jonathan Grimes (WM)	DL	D.J. Bryant (JMU)
RB	Terrance West (TU)	DL	Ronnie Cameron (ODU)
FB/HB	Emil Igwenagu (UMass)	DL	Brian McNally (UNH)
WR	Tre Gray (UR)	LB	Matt Evans (UNH)
WR	Nick Mayers (ODU)	LB	Tyler Holmes (UMass)
WR	Maurice McDonald (UM)	LB	Stephon Robertson (JMU)
WR	Julian Talley (UMass)	LB	Craig Wilkins (ODU)
TE	Alex Gottlieb (WM)	CB	James Pitts (VU)
OL	Shea Allard (UD)	CB	B.W. Webb (WM)
OL	Gino Gradkowski (UD)	S	Jordan Dangerfield (TU)
OL	Chris Howley (UM)	S	Jerron McMillian (UM)
OL	James Pagliaro (WM)	P	Jonathan Plisco (ODU)
OL	Dan Shirey (VU)		
OL	Earl Watford (JMU)		
PK	Sean Banner (UD)		
KR	Jesse Julmiste (UMass)		
PR	Trevor Coston (UM)		

Second Team

QB	Warren Smith (UM)	DL	Michael Atunrase (UD)
RB	Andrew Pierce (UD)	DL	Michael Cole (UM)
RB	Dae'Quan Scott (JMU)	DL	Marcus Hyde (WM)
FB/HB	Brian Barlow (JMU)	DL	Willie McGinnis (URI)
WR	Anthony Baskerville (URI)	LB	Vinson Givans (UM)
WR	R.J. Harris (UNH)	LB	Darius McMillan (UR)
WR	Nihja White (UD)	LB	Pat Williams (JMU)
TE	Justin Perillo (UM)	LB	Paul WorriLOW (UD)
OL	Ricky Archer (UNH)	CB	Travis Hawkins (UD)
OL	Roane Babington (JMU)	CB	Eriq Lewis (ODU)
OL	Jason Foster (URI)	S	Trevor Coston (UM)
OL	Henry Glackin (TU)	S	Brian Thompson (WM)
OL	Rob McDowell (UD)	P	David Skahn (JMU)
OL	Josh Spearin (UM)		
PK	Mike MacArthur (UNH)		
KR	Derrick Joseph (TU)		
PR	Dae'Quan Scott (JMU)		

Third Team

QB	Taylor Heinicke (ODU)	DL	Chris Burnette (ODU)
RB	Pushaun Brown (UM)	DL	Kevin Byrne (UMass)
RB	Jonathan Hernandez (UMass)	DL	Raibonne Charles (UM)
FB/HB	Tyler Wharton (TU)	DL	Lamar Middleton (JMU)
WR	Reid Evans (ODU)	LB	Doug Johnson (URI)
WR	Jesse Julmiste (UMass)	LB	Dillon Lucas (VU)
WR	Kerby Long (JMU)	LB	Perry McIntyre (UMass)
WR	Joey Orlando (UNH)	LB	Jabrel Mines (WM)
TE	Rob Blanchflower (UMass)	CB	Marcus Burley (UD)
OL	Kyle Bogumil (URI)	CB	Kendall James (JMU)
OL	Jeremy Hensley (ODU)	S	Dean Marlowe (JMU)
OL	Stephane Milhim (UMass)	S	Colin Pehanick (UR)
OL	Seamus O'Neill (UNH)	P	Mark Hamilton (VU)
OL	Eric Pike (TU)		
OL	Josh Samude (UMass)		
OL	Nick Speller (UMass)		
PK	Jarod Brown (ODU)		
KR	Jonathan Grimes (WM)		
PR	Reid Evans (ODU)		

2010

First Team

QB	Pat Devlin (UD)	DL	Victor Adesanya (URI)
RB	Jonathan Grimes (WM)	DL	Ronnell Brown (JMU)
RB	Andrew Pierce (UD)	DL	Brian McNally (UNH)
FB/HB	Kendall Gaskins (UF)	DL	Martin Parker (UR)
FB/HB	Jimmy Hobson (WM)	LB	Tyler Holmes (UMass)
WR	Terrance Fox (UNH)	LB	Marquis Kirkland (VU)
WR	Tre Gray (UR)	LB	Eric McBride (UR)
WR	Anthony Nelson (UMass)	LB	Terence Thomas (VU)
WR	Norman White (VU)	CB	Justin Rogers (UR)
TE	Alex Gottlieb (WM)	CB	Dino Vasso (UNH)
OL	Brant Clouse (VU)	CB	B.W. Webb (WM)

OL	Gino Gradkowski (UD)	S	Anthony Bratton (UD)
OL	Keith Hill, Jr. (WM)	S	Hugo Souza (UNH)
OL	Ben Ijalana (VU)	P	David Miller (WM)
OL	Greg Niland (UMass)		
PK	Wil Kamin (UR)		
KR	Travis Hurd (URI)		
PR	Justin Rogers (UR)		

Second Team

QB	Chris Whitney (VU)	DL	Siddiq Haynes (UD)
RB	Jonathan Hernandez (UMass)	DL	Marcus Hyde (WM)
RB	Jamal Sullivan (JMU)	DL	Yaki Ibia (TU)
FB/HB	Tyler Wharton (TU)	DL	Michael Stover (WM)
WR	Ryan Moody (WM)	LB	Dante Cook (WM)
WR	Hakeem Moore (TU)	LB	Matt Evans (UNH)
WR	Julian Talley (UMass)	LB	Matt Hansen (URI)
TE	Derek Buttles (UM)	LB	Matt Marcocelle (UD)
OL	Roane Babington (JMU)	CB	Tyrone Grant (UD)
OL	Drew Lachenmayer (UR)	CB	Anthony Walters (UD)
OL	Rob McDowell (UD)	S	Fred Maldonado (VU)
OL	Seth Price (UNH)	S	Jerron McMillian (UM)
OL	Theo Sherman (JMU)	P	Dominic Scarnecchia (VU)
PK	Mike Perry (UD)		
KR	Jonathan Grimes (WM)		
PR	B.W. Webb (WM)		

Third Team

QB	R.J. Toman (UNH)	DL	Michael Atunrase (UD)
RB	Aaron Ball (VU)	DL	Frank Beltre (TU)
RB	John Griffin (UMass)	DL	Antoine Lewis (VU)
RB	Dontra Peters (UNH)	DL	Thomas Weaver (VU)
WR	Anthony Baskerville (URI)	DL	Steve Young (UNH)
WR	Chase Hill (WM)	LB	Donte Blakey (TU)
WR	Derek Session (UM)	LB	Donte Dennis (UM)
TE	Colin Naugle (UD)	LB	Stephon Robertson (JMU)
OL	Shea Allard (UD)	LB	Paul WorriLOW (UD)
OL	Kyle Bogumil (URI)	CB	James Pitts (VU)
OL	Jason Foster (URI)	CB	Jarrod Williams (URI)
OL	Chris Howley (UM)	S	John Dempsey (VU)
OL	James Pagliaro (WM)	S	Darryl Jones (UD)
OL	Dan Shirey (VU)	P	Ed Wagner (UD)
PK	Mike MacArthur (UNH)		
KR	Steven Barker (UM)		
PR	Dae'Quan Scott (JMU)		

2009

First Team

QB	Chris Whitney (VU)	DL	Brandon Gilbeaux (UD)
RB	John Griffin (NU)	DL	Tim Kukucka (VU)
RB	Jonathan Grimes (WM)	DL	Sean Lissimore (WM)
FB/HB	Chris Zardas (UMass)	DL	Arthur Moats (JMU)
WR	Victor Cruz (UMass)	DL	Adrian Tracy (WM)
WR	Mark Duncan (UD)	LB	Luke Bonus (HOF)
WR	Matt Szczur (VU)	LB	Eric McBride (UR)
WR	Landis William (UM)	LB	Collin McConaghy (UR)
TE	Scott Sicko (UNH)	LB	Terence Thomas (VU)
OL	Dorian Brooks (JMU)	CB	Justin Rogers (UR)
OL	Vladimir Ducasse (UMass)	CB	Anthony Walters (UD)
OL	Ben Ijalana (VU)	S	David Caldwell (WM)
OL	Matt McCracken (UR)	S	Charles Graves (UD)
OL	Michael Silva (UR)	S	Jeromy Miles (UMass)
PK	Tom Manning (UNH)	P	David Miller (WM)
KR	Matt Szczur (VU)		
PR	Derek Hatcher (UR)		

Second Team

QB	R.J. Archer (WM)	DL	Sam Daniels (JMU)
RB	Chad Kackert (UNH)	DL	Kyle Harrington (UMass)
RB	Tony Nelson (UMass)	DL	Phil Matusz (VU)
FB/HB	Everette Benjamin (HOF)	DL	Martin Parker (UR)
WR	Kevin Grayson (UR)	LB	Tyler Holmes (UMass)
WR	Brandyn Harvey (VU)	LB	Osayi Osunde (VU)
WR	D.J. McAulay (WM)	LB	Jake Trantin (WM)
WR	Aaron Weaver (HOF)	LB	Sean Ware (UNH)
TE	Rob Varno (WM)	CB	Scotty McGee (JMU)

OL	Tyler Eastman (UM)	CB	Dino Vasson (UNH)
OL	Tom Neill (UNH)	CB	B.W. Webb (WM)
OL	Kevin Newhall (NU)	S	Anthony Bratton (UD)
OL	Corey Nicholson (UD)	S	Terrence Klein (UNH)
OL	C.J. Muse (WM)	P	Tim Edger (URI)
PK	Brian Pate (WM)		
KR	Scotty McGee (JMU)		
PR	Scotty McGee (JMU)		

Third Team

QB	Eric Ward (UR)	DL	Ronnell Brown (JMU)
RB	Aaron Ball (VU)	DL	Brandon Collier (UMass)
RB	Justin Forte (UR)	DL	Kyle Maroney (UNH)
FB/HB	Kendall Gaskins (UR)	DL	Parker Miles (UR)
WR	Tre Gray (UR)	DL	Jordan Stevens (UM)
WR	Shawn Leonard (URI)	LB	Rob Damon (URI)
WR	Rockeed McCarter (JMU)	LB	Donte Dennis (UM)
TE	Mike Caussin (JMU)	LB	Marquis Kirkland (VU)
OL	Brian Brannigan (VU)	LB	Patrick Weldon (UR)
OL	Brant Clouser (VU)	LB	Pat Williams (JMU)
OL	Drew Lachenmayer (UR)	CB	Steven Barker (UM)
OL	Derek Moore (HOF)	CB	Jimmy Pitts (VU)
OL	Theo Sherman (JMU)	S	John Dempsey (VU)
PK	Armando Cuko (UMass)	S	Michael Ireland (UR)
KR	Jonathan Grimes (WM)	P	Ed Wagner (UD)
PR	B.W. Webb (WM)		

2008**First Team**

QB	Rodney Landers (JMU)	DL	Jovan Belcher (UM)
RB	Tony Nelson (UMass)	DL	Greg Miller (VU)
RB	Josh Vaughan (UR)	DL	Lawrence Sidbury (UR)
FB/HB	Jared Turcotte (UM)	DL	Adrian Tracy (WM)
WR	Mike Boyle (UNH)	LB	Luke Bonus (HOF)
WR	Victor Cruz (UMass)	LB	Josh Jennings (UMass)
WR	Kevin Grayson (UR)	LB	Eric McBride (UR)
TE	Scott Sicko (UNH)	LB	Osayi Osunde (VU)
OL	Ryan Canary (UM)	CB	Evan McCullough (JMU)
OL	Vladimir Ducasse (UMass)	CB	Courtney Robinson (UMass)
OL	Ben Ijalana (VU)	CB	Justin Rogers (UR)
OL	Scott Lemn (JMU)	S	Charles Graves (UD)
OL	Matt McCracken (UR)	S	Marcus Haywood (JMU)
PK	Brian Pate (WM)	S	Jeromy Miles (UMass)
KR	Jonathan Grimes (WM)	P	Brett Arnold (UMass)
PR	Scotty McGee (JMU)		

Second Team

QB	Liam Coen (UMass)	DL	Hassan Abdul-Wahid (JMU)
QB	R.J. Toman (UNH)	DL	Tim Kukucka (VU)
RB	Aaron Ball (VU)	DL	Sherman Logan (UR)
RB	Jonathan Grimes (WM)	DL	Matt Marcorelle (UD)
RB	Eugene Holloman (JMU)	LB	Andrew Downey (UM)
FB/HB	John Crone (UR)	LB	Matt Hansen (URI)
WR	Marcus Lee (TU)	LB	Marquis Kirkland (VU)
WR	Matt Szczur (VU)	LB	Matt Parent (UNH)
WR	Aaron Weaver (HOF)	CB	Derek Cox (WM)
TE	Brian Mandeville (NU)	CB	Dino Vasson (UNH)
TE	Rob Varno (WM)	S	John Clements (UNH)
OL	Terrence Apted (JMU)	S	Drew Mack (TU)
OL	Izzy Bauta (VU)	P	Tom Bishop (UNH)
OL	Dorian Brooks (JMU)		
OL	Josh Drosch (UNH)		
OL	Kheon Hendricks (UD)		
OL	Michael Silva (UR)		
PK	Andrew Howard (UR)		
KR	Scotty McGee (JMU)		
PR	Derek Hatcher (UR)		

Third Team

QB	Jake Phillips (WM)	DL	Dave Dalessandro (VU)
QB	Sean Schaefer (TU)	DL	Sam Daniels (JMU)
RB	Alex Broomfield (NU)	DL	Kyle Harrington (UMass)
RB	Jhamal Fluellen (UM)	DL	Arthur Moats (JMU)
FB/HB	Griff Yancey (JMU)	LB	Phil Higgins (NU)
WR	Phil Atkinson (VU)	LB	Jordan Manning (TU)

WR	Jeremy Horne (UMass)	LB	Collin McConaghy (UR)
WR	D.J. McAulay (WM)	LB	Josh Rutter (WM)
TE	Robbie Agnone (UD)	CB	Salim Koroma (VU)
OL	Christopher Arnao (UM)	CB	Lionel Nixon, Jr. (UM)
OL	Brian Brannigan (VU)	S	Nate Thellen (NU)
OL	Sean Calicchio (UMass)	S	Darrel Young (VU)
OL	Kevin Newhall (NU)	P	David Miller (WM)
OL	Theo Sherman (JMU)		
PK	Joe Marcoux (VU)		
KR	Angelo Babbaro (VU)		
PR	Brandon Johnson-Farrell (URI)		

2007**First Team**

QB	Joe Flacco (UD)	DL	John Baranowsky (JMU)
QB	Ricky Santos (UNH)	DL	Jovan Belcher (UM)
RB	Omar Cuff (UD)	DL	David Burris (UMass)
RB	Tim Hightower (UR)	DL	Lawrence Sidbury (UR)
RB	Maurice Murray (NU)	LB	Brian Bradford (TU)
FB/HB	Joe Casey (URI)	LB	Jason Hatchell (UMass)
WR	Keith Levan (UNH)	LB	Gian Villante (HOF)
WR	Aaron Love (UD)	LB	Charles Walker (UMass)
WR	J.J. Moore (UMass)	CB	Courtney Robinson (UMass)
WR	Charles Sullivan (HOF)	CB	Sean Smalls (UMass)
TE	Matt Sherry (VU)	S	Tony LeZotte (JMU)
OL	Matt Austin (UMass)	S	Jeff Pammer (UNH)
OL	Mike Byrne (UD)	P	Bryan Giannecchini (URI)
OL	Nick Couturier (UNH)		
OL	Kheon Hendricks (UD)		
OL	Scott Lemn (JMU)		
PK	Jon Striefsky (UD)		
KR	Justin Rogers (UR)		
PR	Anthony Nelson (HOF)		

Second Team

QB	Liam Coen (UMass)	DL	Hassan Abdul-Wahid (JMU)
QB	Rodney Landers (JMU)	DL	Tim Kukucka (VU)
RB	Kareem Huggins (HOF)	DL	Shemiah LeGrande (HOF)
RB	Matt Lawrence (UMass)	DL	Ken Sussman (HOF)
FB/HB	John Crone (UR)	LB	Justin Barnes (JMU)
WR	Kevin Grayson (UR)	LB	Andrew Downey (UM)
WR	Marcus Lee (TU)	LB	Husain Karim (UNH)
WR	Rasheed Rancher (UMass)	LB	Eric McBride (UR)
TE	Brian Mandeville (NU)	CB	John Clements (UNH)
OL	Sean Calicchio (UMass)	CB	Ki'Ameer Johnson (URI)
OL	Ryan Canary (UM)	CB	Evan McCullough (JMU)
OL	Matt McCracken (UR)	S	David Darby (HOF)
OL	Kevin Newhall (NU)	S	Stephen Howell (UR)
OL	Mark Stolte (URI)	P	Tom Bishop (UNH)
PK	David Stannard (JMU)		
KR	Kareem Huggins (HOF)		
PR	Derek Hatcher (UR)		

Third Team

QB	Jake Phillips (WM)	DL	Brandon Collier (UMass)
RB	Matt Dicken (VU)	DL	Bruno Dorismond (UM)
RB	Jhamal Fluellen (UM)	DL	Matt Marcorelle (UD)
WR	L.C. Baker (JMU)	DL	Marvin Wright (UNH)
WR	Elliott Mack (WM)	LB	Stanley Gutierrez (HOF)
WR	Kervin Michaud (UD)	LB	Collin McConaghy (UR)
TE	Scott Sicko (UNH)	LB	Joe Mele (NU)
OL	Terrence Apted (JMU)	LB	Osayi Osunde (VU)
OL	Rich Beverley (UD)	CB	Derek Cox (WM)
OL	Shawn Demaray (UM)	CB	Seth Williams (UR)
OL	Nick Diana (UMass)	S	Drew Mack (TU)
OL	Brad Stewart (WM)	S	Jeromy Miles (UMass)
PK	Chris Koepplin (UMass)	P	Jason Pritchard (JMU)
KR	Courtney Robinson (UMass)		
PR	L.C. Baker (JMU)		

2006**First Team**

QB	Ricky Santos (UNH)	DL	Johnny Campbell (UR)
RB	Steve Baylark (UMass)	DL	Mike DeVito (UM)

RB	Eugene Holloman (JMU)	DL	Matt King (UM)
FB/HB	Joe Casey (URI)	DL	Kevin Winston (JMU)
WR	David Ball (UNH)	LB	Isaiah Dottin-Carter (JMU)
WR	Brandon London (UMass)	LB	Adam Goloboski (UR)
WR	Eric Yancey (TU)	LB	Jason Hatchell (UMass)
TE	Ben Patrick (UD)	LB	Akeem Jordan (JMU)
OL	Matt Austin (UMass)	LB	Gian Villante (HOF)
OL	Jermon Bushrod (TU)	CB	Manauris Arias (UM)
OL	Corey Davis (JMU)	CB	Tracy Belton (UMass)
OL	Christian Gaddis (VU)	S	Allyn Bacchus (VU)
OL	Alex Miller (UMass)	S	James Ihedigbo (UMass)
OL	Tucker Peterson (UNH)	S	Tony LeZotte (JMU)
PK	Rob Zarrilli (HOF)	P	Christian Koegel (UMass)
KR	Rashaad Woodard (UD)		
PR	L.C. Baker (JMU)		

Second Team

QB	Justin Rascati (JMU)	DL	John Baranowsky (JMU)
RB	Elijah Brooks (WM)	DL	David Burris (UMass)
RB	Arel Gordon (UM)	DL	John Hatchell (UMass)
RB	Maurice Murray (NU)	DL	Chuck Suppon (JMU)
FB/HB	DeQuee May (VU)	LB	Brad Anderson (UMass)
WR	L.C. Baker (JMU)	LB	Brian Bradford (TU)
WR	Arman Shields (UR)	LB	Lance Gray (UR)
WR	Shaine Smith (HOF)	LB	Chris Ndubueze (WM)
TE	Kendrick Ballantyne (NU)	LB	Charles Walker (UMass)
OL	Judd Altman (UR)	CB	Virgil Gray (URI)
OL	Nick Diana (UMass)	CB	David Horton (UR)
OL	Shamel Lewis (URI)	CB	Sean Smalls (UMass)
OL	Cody Morris (WM)	S	Phil Minafeld (JMU)
OL	David Thompson (UMass)	S	Daren Stone (UM)
PK	Chris Koepllin (UMass)	P	Bryan Gianecchini (URI)
KR	Courtney Robinson (UMass)		
PR	Raji El-Amin (URI)		

Third Team

QB	Liam Coen (UMass)	DL	Matt Campopiano (NU)
RB	Omar Cuff (UD)	DL	Bruno Dorismond (UM)
RB	Tim Hightower (UR)	DL	Sherman Logan (UR)
FB/HB	Shane Hopkins (NU)	DL	Ken Sussman (HOF)
WR	Keith LeVan (UNH)	DL	John Webb (TU)
WR	Joe Nicholas (WM)	LB	Luke Bonus (HOF)
TE	Brad Listorti (UMass)	LB	Andrew Downey (UM)
OL	Mike Byrne (UD)	LB	Husain Karim (UNH)
OL	Michael Costanzo (VU)	LB	John Wormuth (UM)
OL	Mike Parham (JMU)	CB	John Clements (UNH)
OL	Jed Prisky (HOF)	CB	Richard Orah (NU)
OL	Tim Silver (UR)	S	Lamar Gay (NU)
PK	David Rabil (JMU)	S	Jeff Pammer (UNH)
KR	Ardon Bransford (JMU)	P	Jason Pritchard (JMU)
PR	J.J. Moore (UMass)		

2005**First Team**

QB	Ricky Santos (UNH)	DL	Darrell Adams (VU)
RB	Steve Baylark (UMass)	DL	Sherman Logan (UR)
RB	Omar Cuff (UD)	DL	Tom Parks (UD)
FB/HB	Joe Casey (URI)	DL	Keron Williams (UMass)
WR	David Ball (UNH)	DL	Kevin Winston (JMU)
WR	Marques Colston (HOF)	LB	Adam Goloboski (UR)
WR	J.J. Outlaw (VU)	LB	Cole Haley (HOF)
TE	Jonathan Williams (UNH)	LB	Brian Hulea (VU)
OL	Willie Colon (HOF)	LB	Jermaine Walker (UM)
OL	Ryan Gibbons (NU)	CB	Allante Harrison (TU)
OL	Ben Lazarski (UM)	CB	Clint Kent (JMU)
OL	Matt Magerko (JMU)	S	Shannon James (UMass)
OL	Alex Miller (UMass)	S	Tony LeZotte (JMU)
OL	Mike Roseborough (NU)	P	Christian Koegel (UMass)
PK	Rob Zarrilli (HOF)	PR	L.C. Baker (JMU)
KR	David Freeman (UR)		

Second Team

QB	Stacy Tutt (UR)	DL	Stephen Bowen (HOF)
RB	Alvin Banks (JMU)	DL	Isai Bradshaw (JMU)
RB	Elijah Brooks (WM)	DL	Mike DeVito (UM)

RB	Maurice Murray (NU)	DL	Daniel Garay (HOF)
FB/HB	Matt Trinkle (WM)	DL	Derek Stank (UNH)
WR	Andrae Brown (TU)	LB	Jason Hatchell (UMass)
WR	Devale Ellis (HOF)	LB	Akeem Jordan (JMU)
WR	Cory Parks (NU)	LB	John Mulhern (UD)
TE	Adam Bratton (WM)	LB	Serge Tikum (UMass)
OL	Brent Caldwell (UMass)	CB	Stephen Cason (WM)
OL	Corey Davis (JMU)	CB	Corey Graham (UMH)
OL	Shamel Lewis (URI)	S	Allyn Bacchus (VU)
OL	Patrick Mulloy (WM)	S	Jarrod Gomes (UM)
OL	Brian Sims (UD)	P	Chris Radford (UR)
OL	David Sundberg (UNH)	PR	Michael Boyle (UNH)
PK	Greg Kuehn (WM)	KR	Corey Graham (UNH)

Third Team

QB	Anton Clarkson (HOF)	DL	Johnny Campbell (UR)
RB	Terry Crenshaw (HOF)	DL	Edward Greene (HOF)
RB	Maurice Fenner (JMU)	DL	Dan Mangiero (UR)
RB	Nick Williams (TU)	DL	Adam O'Connor (WM)
WR	Arel Gordon (UM)	LB	Brian Bradford (TU)
WR	Brandon London (UMass)	LB	Lance Gray (UR)
WR	Kevin McMahan (UM)	LB	Joe Mele (NU)
TE	Casime Harris (JMU)	LB	Jamil Young (NU)
OL	Judd Altman (UR)	CB	Rodney Badger (VU)
OL	Jermon Bushrod (TU)	CB	Daren Stone (UM)
OL	Christian Gaddis (VU)	S	Baron Flenory (UNH)
OL	Cody Morris (WM)	S	James Ihedigbo (UMass)
OL	Tucker Peterson (UNH)	P	Adam James (VU)
OL	Jed Prisky (HOF)	PR	Aaron Love (UD)
OL	Joe Ripple (TU)	KR	Rashaad Woodard (UD)
PK	Connor McCormick (UNH)		

2004**First Team**

QB	Lang Campbell (WM)	DL	Darrell Adams (VU)
RB	Steve Baylark (UMass)	DL	Jamil Butler (VU)
RB	Marcus Williams (UM)	DL	Chris Mooney (UD)
WR	David Ball (UNH)	DL	Tom Parks (UD)
WR	Cory Parks (NU)	DL	George Peterson (UNH)
TE	Jonathan Williams (UNH)	LB	Mondoe Davis (UD)
OL	Dustin Bayer (URI)	LB	Liam Ezekiel (NU)
OL	Adam Bourget (NU)	LB	Brian Hulea (VU)
OL	Trip DelCampo (UD)	LB	Kwynn Walton (JMU)
OL	Rob Kane (UMass)	DB	Sidney Haugabrook (UD)
OL	Ben Lazarski (UM)	DB	Shannon James (UMass)
OL	Matt Magerko (JMU)	DB	Tony LeZotte (JMU)
PK	Greg Kuehn (WM)	DB	Brandon McGowan (UM)
KR	Arel Gordon (UM)	DB	P.D. Moore (TU)
KR	Sidney Haugabrook (UD)	P	Mike Mellow (UM)
PR	Sidney Haugabrook (UD)		

Second Team

QB	Ricky Santos (UNH)	DL	James Abosi (NU)
RB	Terry Butler (VU)	DL	Clifton Coker (UR)
RB	Jason Ham (URI)	DL	Adam O'Connor (WM)
WR	Devale Ellis (HOF)	DL	Terence Taylor (VU)
WR	Dominique Thompson (WM)	LB	Teddy Gibbons (URI)
TE	Josh Radulski (UM)	LB	Trey Townsend (JMU)
OL	Willie Colon (HOF)	LB	Gian Villante (HOF)
OL	Christian Leibl-Cote (UNH)	LB	Jermaine Walker (UM)
OL	Cody Morris (WM)	DB	Tracy Belton (UMass)
OL	Pat O'Brien (HOF)	DB	Stephen Cason (WM)
OL	Mike Roseborough (NU)	DB	Rodney McCarter (JMU)
PK	Chris Onorato (HOF)	DB	Gavin Potter (NU)
KR	David Bailey (UNH)	DB	Cortez Thompson (JMU)
PR	Cortez Thompson (JMU)	P	Christian Koegel (UMass)

Third Team

QB	Shawn Brady (NU)	DL	Frank Cobbs (JMU)
RB	David Freeman (UR)	DL	Mike Collier (TU)
RB	Jon Smith (WM)	DL	Daniel Garay (HOF)
WR	David Boler (UD)	DL	Keron Williams (UMass)
WR	J.J. Outlaw (VU)	LB	Adam Goloboski (UR)
WR	Christian Pereira (UM)	LB	Lance Gray (UR)
TE	Tom Ridley (JMU)	LB	Cole Haley (HOF)

OL Jermon Bushrod (TU)
 OL Tim Carignan (UNH)
 OL Ryan Gibbons (NU)
 OL Mike LeConte (UM)
 OL Brandon Wenz (URI)
 PK David Rabil (JMU)
 KR Will Marcus (TU)
 PR David Bailey (UNH)

LB Chris Ndubueze (WM)
 DB Corey Graham (UNH)
 DB Allante Harrison (TU)
 DB Jeremy Morgan (VU)
 DB Aaron Thomas (UNH)
 P Mike Mesi (WM)

2003**First Team**

QB Andy Hall (UD)
 RB Tim Gale (NU)
 RB Marcus Williams (UM)
 WR Rich Musinski (WM)
 WR J.J. Outlaw (VU)
 TE Matt Chila (VU)
 OL Adam Bourget (NU)
 OL Mike Finn (VU)
 OL Jason Nerys (UD)
 OL Pete Richardson (UM)
 OL Joe Wilson (UR)
 PK Shane Laisle (URI)
 RS Wendall Williams (URI)

DL Darrell Adams (VU)
 DL Valdamar Brower (UM)
 DL Shawn Johnson (UD)
 DL Jerame Southern (JMU)
 LB Jeremy Cain (UM)
 LB Liam Ezekiel (NU)
 LB Brian Hulea (VU)
 LB Renauld Williams (HOF)
 DB Anton McKenzie (UMass)
 DB Anthony Nolen (NU)
 DB Billy Parker (WM)
 DB Raymond Ventrone (VU)
 P Nick Englehart (JMU)

Second Team

QB Jeff Krohn (UMass)
 RB Steve Baylark (UMass)
 RB Germaine Bennett (UD)
 WR Ricky Bryant (HOF)
 WR Jason Peebler (UMass)
 TE Dante Fusco (UM)
 OL Brian Barbato (UNH)
 OL Dustin Bayer (URI)
 OL Rob Kane (UMass)
 OL Mike LeConte (UM)
 OL Steve Stocki (WM)
 PK Miro Kesic (NU)
 PK Greg Kuehn (WM)
 RS David Bailey (UNH)

DL James Abosi (NU)
 DL Jamil Butler (VU)
 DL Dennis Dottin-Carter (UM)
 DL Chris Mooney (UD)
 DL George Peterson (UNH)
 LB Paul Carpenter (WM)
 LB Mondoe Davis (UD)
 LB Mark Kimener (UMass)
 LB Dennard Melton (JMU)
 LB Chris Robinson (UNH)
 DB Marques Bobo (WM)
 DB Clarence Curry (VU)
 DB Sidney Haugabrook (UD)
 DB Brandon McGowan (UM)
 P Tyler Grogan (NU)

Third Team

QB Lang Campbell (WM)
 QB Mike Granieri (UNH)
 RB Terry Butler (VU)
 RB Jason Ham (URI)
 WR Cory Parks (NU)
 WR Christian Pereira (UM)
 TE Rick Lavelle (UD)
 OL Trip DelCampo (UD)
 OL Ryan Gibbons (NU)
 OL Jon Hart (UNH)
 OL Edgar Puzio (URI)
 OL Jason Saks (VU)
 PK Brad Shushman (UD)
 RS Moe Gibson (VU)

DL Colin Christopher (UMass)
 DL Dan Joslyn (UM)
 DL Pat Pa'u (UM)
 DL Terence Taylor (VU)
 LB Teddy Gibbons (URI)
 LB Fred Lazo (UM)
 LB Travis McLaurin (WM)
 LB Mike Ziccardi (UMass)
 DB Mike Adams (UD)
 DB Shannon James (UMass)
 DB Jeremiah Mason (NU)
 DB Rodney McCarter (JMU)
 P Mike Mesi (WM)

2002**First Team**

QB Brett Gordon (VU)
 RB Tim Gale (NU)
 RB Stephan Lewis (UNH)
 WR Rich Musinski (WM)
 WR Adrian Zullo (UMass)
 TE Matt Chila (VU)
 OL Dwight Beard (WM)
 OL Mike Brigandi (HOF)
 OL John McDonald (NU)
 OL Maikel Miret (UM)
 OL Joe Wilson (UR)
 PK Miro Kesic (NU)
 PK Shane Laisle (URI)
 RS Mike Connelly (JMU)

DL Steve Anzalone (NU)
 DL Steve Boyer (UR)
 DL Dennis Dottin-Carter (UM)
 DL Joe Minucci (UD)
 DL Jerame Southern (JMU)
 LB Stephen Cooper (UM)
 LB Liam Ezekiel (NU)
 LB Dan Mulhern (UD)
 LB Mark Thompson (UR)
 LB Renauld Williams (HOF)
 DB David Cusano (UM)
 DB Billy Parker (WM)
 DB Ramon Richeson (UR)
 DB Art Smith (NU)

DB Ricardo Walker (UD)

P David Sanger (UMass)

Second Team

QB Dave Corley, Jr. (WM)
 RB R.J. Cobbs (UMass)
 RB Marcus Williams (UM)
 WR Boyd Ouden (UR)
 WR Brian White (VU)
 TE Corey Paxton (WM)
 OL Matt Hammond (UM)
 OL Jason Nerys (UD)
 OL Tom Olivo (NU)
 OL Pete Richardson (UM)
 OL Leon Steinfeld (JMU)
 PK Greg Kuehn (WM)
 RS Wendall Williams (URI)

DL Valdamar Brower (UMass)
 DL Brendan Curry (UM)
 DL Marc Hayes (URI)
 DL Richard Hicks (JMU)
 LB Adrian Archie (UR)
 LB Jeremy Cain (UMass)
 LB Adam Walter (NU)
 LB Mohammed Youssefi (WM)
 DB Kurt Abrams (NU)
 DB Sidney Haugabrook (UD)
 DB Robert Thomas (HOF)
 DB Czar Wiley (UNH)
 P Shane Laisle (URI)

Third Team

QB Jake Eaton (UM)
 RB Rondell Bradley (JMU)
 RB Jon Smith (WM)
 WR Ricky Bryant (HOF)
 WR Alan Harrison (JMU)
 TE Rick Lavelle (UD)
 OL Brian Barbato (UNH)
 OL Adam Bourget (NU)
 OL Mike Finn (VU)
 OL Ray Loffredo (WM)
 OL Sean McCarthy (VU)
 PK Doug White (UMass)
 RS Ricardo Walker (UD)

DL Shaun Kinsley (HOF)
 DL Shaka Martin (URI)
 DL Terence Taylor (VU)
 DL Marcus Washington (WM)
 LB Paul Carpenter (WM)
 LB Brian Hulea (VU)
 LB Dennard Melton (JMU)
 LB Jamison Young (VU)
 DB Marques Bobo (WM)
 DB Gary Johnson (VU)
 DB Anton McKenzie (UMass)
 DB Justin Ruffin (JMU)
 P Ryan Bleiler (UD)

2001**First Team**

QB Rocky Butler (HOF)
 RB Brian Westbrook (VU)
 RB L.J. McKanas (NU)
 WR Rich Musinski (WM)
 WR Kahmal Roy (HOF)
 TE Chad Hayes (UM)
 OL Eamonn Allen (VU)
 OL Jason Ball (UNH)
 OL Dwight Beard (WM)
 OL Mike Brigandi (HOF)
 OL Dan Zorger (HOF)
 PK Casey Hannon (VU)
 RS Lennard Byrd (UM)

DL Valdamar Brower (UMass)
 DL Ryan Fletcher (HOF)
 DL Josh Spraker (UR)
 DL Jonathan Wilfong (UR)
 LB Stephen Cooper (UM)
 LB Derrick Lloyd (JMU)
 LB Dan Mulhern (UD)
 LB Derrick Pack (JMU)
 DB T.J. Hill (NU)
 DB Jeremy Robinson (UMass)
 DB Doug Shanahan (HOF)
 DB Lance Small (URI)
 P David Sanger (UM)

Second Team

QB Dave Corley, Jr. (WM)
 RB Royston English (UM)
 RB Stephan Lewis (UNH)
 WR Charlie Adams (HOF)
 WR Jamin Elliott (UD)
 TE Matt Chila (VU)
 OL John Ahern (UD)
 OL Jim Bode (NU)
 OL Ken Farrar (UR)
 OL Rich Holzer (HOF)
 OL Shane Vergari (URI)
 K Mike Nagelin (WM)
 RS Rich Musinski (WM)

DL Steve Anzalone (NU)
 DL Marc Hayes (URI)
 DL Kwesi Solomon (VU)
 DL Chris Stahl (WM)
 LB Todd DeLamielleure (HOF)
 LB Darrell Edmonds (UD)
 LB Marty Magerko (WM)
 LB Paul Picciotti (URI)
 DB Chad Blackstock (UR)
 DB Jason Hill (UR)
 DB Art Smith (NU)
 DB Chuck Wesley (URI)
 P Chris Steiner (UD)

Third Team

QB Brett Gordon (VU)
 RB Trevor Dimmie (HOF)
 RB David Jamison (URI)
 WR Stefan Gomes (UM)
 WR Murle Sango (VU)
 TE Brandon Johnson (WM)
 OL Zack Magliaro (UM)
 OL David Pustylnik (UR)
 OL Rob Richardson (VU)
 OL Scott Thompkins (WM)
 OL Joe Wilson (UR)
 K Burke George (JMU)

DL Femi Ayi (UD)
 DL Brendan Curry (UM)
 DL Richard Hicks (JMU)
 DL Chad Richards (WM)
 LB Adrian Archie (UR)
 LB Liam Ezekiel (NU)
 LB Mark Thompson (UR)
 LB Jamison Young (VU)
 DB Marques Bobo (WM)
 DB David Cusano (UM)
 DB Sidney Haugabrook (UD)
 DB Ricardo Walker (UD)

RS	Lance Small (URI)	P	Chris Birch (VU)
2000			
First Team			
QB	Matt Nagy (UD)	DL	Mike Cecere (UD)
RB	Brian Westbrook (VU)	DL	Chris Morant (JMU)
RB	Marcel Shipp (UMass)	DL	Josh Spraker (UR)
WR	Jamin Elliott (UD)	DL	Raheem Walker (WM)
WR	Dave Klemic (NU)	LB	Kole Ayi (UMass)
TE	Chad Hayes (UM)	LB	Brett Bashaw (UNH)
OL	Eric Beatty (UR)	LB	Brian McKenna (UD)
OL	Jeff Fiss (UD)	LB	Derick Pack (JMU)
OL	Jason Inskeep (JMU)	DB	Ron Atkins (JMU)
OL	Matt Mazefsky (WM)	DB	T. J. Hill (NU)
OL	Chris Phipps (UD)	DB	Jeremy Robinson (UMass)
RS	Brian Westbrook (VU)	DB	Brian Smith (UMass)
PK	Brett Sterba (WM)	P	Todd Jagoutz (UM)

Second Team

QB	Brett Gordon (VU)	DL	Femi Ayi (UD)
RB	Craig Cummings (UD)	DL	Ulrick Edmonds (JMU)
RB	Stephan Lewis (UNH)	DL	Chris Stahl (WM)
WR	Chris Rosier (WM)	DL	Fearon Wright (URI)
WR	Dwayne Wilmot (UM)	LB	Todd Greineder (WM)
TE	Michael Millard (UR)	LB	Mac Janney (UR)
OL	Jason Ball (UNH)	LB	Derrick Lloyd (JMU)
OL	Stan Bennett (VU)	LB	Dan Mulhern (UD)
OL	Joe Frawley (UMass)	DB	Jimmy Cerminaro (WM)
OL	Ryan Ward (UNH)	DB	Mark Coates (JMU)
OL	Al Willis (UNH)	DB	Mike Furline (UD)
RS	Delvin Joyce (JMU)	DB	Lance Small (URI)
PK	Scott Collins (UD)	P	Chris Steiner (UD)

Third Team

QB	Dave Corley, Jr. (WM)	DL	Marc Hayes (URI)
RB	David Jamison (URI)	DL	David Lewandoski (UR)
RB	TyRonne Turner (UR)	DL	Dan Schneider (UM)
WR	Phil McGeoghan (UM)	DL	Kwesi Solomon (VU)
WR	Kamau Peterson (UNH)	LB	Darrell Edmonds (UD)
TE	Greg Penecale (UD)	LB	Mark Thompson (UR)
OL	John Ahern (UD)	LB	Mohammed Youssofi (WM)
OL	Jeff Dodge (UD)	LB	Paul Picciotti (URI)
OL	Murray Douglas (JMU)	DB	Chad Blackstock (UR)
OL	Ken Farrar (UR)	DB	Harold Hill (UR)
OL	Kyle Porter (NU)	DB	Eric Mitchell (UNH)
RS	Brett Veach (UD)	DB	Marc Zlotek (URI)
PK	Todd Jagoutz (UM)	P	Chris Birch (VU)

1999**First Team**

QB	Chris Boden (VU)	DL	Mike Cecere (UD)
RB	Curtis Keaton (JMU)	DL	Chris Morant (JMU)
RB	Marcel Shipp (UMass)	DL	Jojo Oliphant (UM)
WR	Murle Sango (VU)	DL	Kwesi Solomon (VU)
WR	Adrian Zullo (UMass)	LB	Kole Ayi (UMass)
TE	Sean Higgins (UMass)	LB	Mike Luckie (JMU)
OL	Eric Beatty (UR)	LB	Brian McKenna (UD)
OL	Jeff Hayes (UNH)	LB	Derick Pack (JMU)
OL	Ryan Knight (VU)	DB	Ron Atkins (JMU)
OL	Dee Shropshire (JMU)	DB	Aaron Dashiell (UM)
OL	Jim Stull (UD)	DB	Jeremy Robinson (UMass)
RS	Delvin Joyce (JMU)	DB	Jerard White (UMass)
PK	Brett Sterba (WM)	P	Mike Leach (WM)

Second Team

QB	Todd Bankhead (UMass)	DL	Chad Cook (UC)
RB	Dan Curran (UNH)	DL	Aaron Parker (UMass)
RB	Butter Pressey (UD)	DL	Jason Parmer (JMU)
WR	Dave Conklin (WM)	DL	Justin Solomon (WM)
WR	J. Washington (UNH)	LB	Matt Dawson (UMass)
TE	Joe Kavanaugh (VU)	LB	Zach Falconer (NU)
OL	Stan Bennett (VU)	LB	Paris Lenon (UR)
OL	Jeff Fiss (UD)	LB	Shaun Lyons (VU)
OL	Jason Inskeep (JMU)	DB	Mike Beverly (WM)
OL	Chris Morris (WM)	DB	Hezekiah Lewis (VU)

OL	Mike Wynne (UMass)	DB	Khari Reynolds (WM)
RS	Jordan Younger (UC)	DB	Lance Small (URI)
PK	Casey Hannon (VU)	P	Mike Morelli (UC)

Third Team

QB	Jimmie Miles (UR)	DL	Ulrick Edmonds (JMU)
RB	Ducarmel Augustin (VU)	DL	Connor Marsden (UR)
RB	Dan Krieder (UNH)	DL	Chris Price (UMass)
WR	Dave Klemic (NU)	DL	Chris Stahl (WM)
WR	Muneer Moore (UR)	LB	Brett Bashaw (UNH)
TE	Matt Davis (UR)	LB	David Heckard (VU)
OL	Bert Horsley (UR)	LB	Mac Janney (UR)
OL	Matt Mazefsky (WM)	LB	Paul Picciotti (URI)
OL	Rob Milani (URI)	DB	Chris Anderson (UR)
OL	Chris Phipps (UD)	DB	Tyrone Bowden (UD)
OL	Ryan Ward (UNH)	DB	DeLonne Kelly (VU)
RS	Lennard Byrd (UM)	DB	Wade Rowcliffe (UNH)
PK	Mike Glover (JMU)	P	Mike Glover (JMU)

1998**First Team**

QB	Mike Cook (WM)	DL	Matt Crispino (UNH)
RB	Jerry Azumah (UNH)	DL	Frank Ferrara (URI)
RB	Marcel Shipp (UMass)	DL	Marc Megna (UR)
WR	Eddie Conti (UD)	DL	Raheem Walker (WM)
WR	Brian Westbrook (VU)	LB	Steve Kives (NU)
TE	Kerry Taylor (UMass)	LB	Paris Lenon (UR)
OL	Brian Cook (UD)	LB	Khari Samuel (UMass)
OL	Walter Jones (UNH)	LB	Miguel Viera (URI)
OL	Eric King (UR)	DB	Tony Booth (JMU)
OL	Pat Sheehan (UM)	DB	Aaron Dashiell (UM)
OL	Greg Whirley, Jr. (WM)	DB	Andre Dixon (NU)
RS	Brian Westbrook (VU)	DB	Winston October (UR)
PK	Matt Walker (URI)	P	Mike Leach (WM)

Second Team

QB	Todd Bankhead (UMass)	DL	Chris Machovina (VU)
RB	James Jenkins (URI)	DL	Jojo Oliphant (UM)
RB	Curtis Keaton (JMU)	DL	Jason Tenner (VU)
WR	Dave Klemic (NU)	DL	Doug Tillberg (NU)
WR	Jimmy Moore (UMass)	LB	Kole Ayi (UMass)
TE	Mike Leach (WM)	LB	Zach Falconer (NU)
OL	Dennis Callaghan (UC)	LB	Brian McKenna (UD)
OL	Joe Douglas (UR)	LB	Lamont Watson (UD)
OL	Deyate Hagood (UMass)	DB	Chris Anderson (UR)
OL	Ryan Knight (VU)	DB	Ron Iannotti (URI)
OL	Greg Krause (UNH)	DB	Hezekiah Lewis (VU)
RS	Eddie Conti (UD)	DB	Jordan Younger (UC)
PK	Casey Hannon (VU)	P	Chris Wright (JMU)

Third Team

QB	Matt Nagy (UD)	DL	Mike Cecere (UD)
RB	Hameen Ali (WM)	DL	Chris Morant (JMU)
RB	Jasper Pendergrass (UR)	DL	Khalid Riley (UC)
WR	Carl Bond (UC)	DL	Bryan Soltes (UD)
WR	Drew O'Connor (UM)	LB	Brian Hayden (NU)
TE	Jeff Tripp (UNH)	LB	Mac Janney (UR)
OL	Eric Beatty (UR)	LB	Shaun Lyons (VU)
OL	Keith Cregan (UD)	LB	Brett Naccara (UM)
OL	Jeff Hayes (UNH)	DB	Jeff DeLucia (UC)
OL	Seth Huber (NU)	DB	Dale Koscielski (UD)
OL	Sean Reid (WM)	DB	Eric Lewis (UM)
RS	Darrick Brown (UM)	DB	Wade Rowcliffe (UNH)
PK	Brett Sterba (WM)	P	Andrew MacLay (UMass)

1997**First Team**

QB	Chris Boden (VU)	DL	Luke Cullinane (WM)
RB	Jerry Azumah (UNH)	DL	Marc Megna (UR)
RB	Roger Harriott (BU)	DL	Lloyd Nugent (NU)
WR	Courtney Batts (UD)	DL	Jason Tenner (VU)
WR	Brian Finneran (VU)	LB	Shawn Barber (UR)
TE	Rahmaan Streater (UR)	LB	Steve Kives (NU)
OL	TaVarr Closs (UC)	LB	Brian Smith (UD)
OL	Pat Downey (UNH)	LB	Jude Waddy (WM)

OL	Travis Raitt (BU)	DB	Tony Booth (JMU)
OL	Dan Rossetini (WM)	DB	Derek Carter (UM)
OL	Mike White (UNH)	DB	Dorrell Green (UD)
RS	Delvin Joyce (JMU)	DB	Ron Harrison (WM)
PK	Brian Shallcross (WM)	P	Brad Costello (BU)

Second Team

QB	Jim Murphy (NU)	DL	Pete Coyne (WM)
RB	Dave Edmundson (NU)	DL	Matt Crispino (UNH)
RB	Alvin Porch (WM)	DL	Rob Hyman (UD)
WR	Carl Bond (UC)	DL	Steve Quander (UR)
WR	Rameek Wright (UM)	LB	Ralph D'Angelo (UD)
TE	Kerry Taylor (UMass)	LB	Zach Falconer (NU)
OL	Brian Cook (UD)	LB	Khari Samuel (UMass)
OL	Mike Flanigan (UD)	LB	Miguel Viera (URI)
OL	George Freiberger (VU)	DB	Andre Dixon (NU)
OL	Pat Sheehan (UM)	DB	Lamont Neal (UR)
OL	Greg Whirley, Jr. (WM)	DB	Winston October (UR)
RS	Courtney Batts (UD)	DB	Leroy Robinson (NU)
PK	Mark Kiefer (VU)	P	Nelson Garner (JMU)

Third Team

QB	Mickey Fein (UM)	DL	Mike Cecere (UD)
RB	James Jenkins (URI)	DL	Richard Clough (UNH)
RB	Recolon Jumpp (UC)	DL	LaJohn Jones (URI)
WR	Josh Dolbin (VU)	DL	Chris Machovina (VU)
WR	David Smith (NU)	LB	Denis Hulme (UD)
TE	Jeff Tripp (UNH)	LB	Brad Keatley (UC)
OL	Seth Huber (NU)	LB	Shaun Lyons (VU)
OL	Walter Jones (UNH)	LB	Lateef O'Connor (UM)
OL	Ryan Knight (VU)	DB	Chris Anderson (UR)
OL	Nelson Martinez (URI)	DB	Kendrick Ashton, Jr. (WM)
OL	Mitch McCrimmon (VU)	DB	Sean McDermott (WM)
RS	Darrick Brown (UM)	DB	Shannon Riley (VU)
PK	Nelson Garner (JMU)	P	Jason Christopher (URI)

1996**First Team**

QB	Mike Cook (WM)	DL	Mike Bertoni (WM)
RB	Jerry Azumah (UNH)	DL	Art Blanchard (UR)
RB	Alvin Porch (WM)	DL	Luke Cullinane (WM)
WR	Macey Brooks (JMU)	DL	Mark Hondru (UD)
WR	Brian Finneran (VU)	LB	Shawn Barber (UR)
TE	Ed Perry (JMU)	LB	Romande Carter (UNH)
OL	Josh Beyer (WM)	LB	Justin Riemer (UMass)
OL	TaVarr Closs (UC)	LB	Brian Smith (UD)
OL	Jerome Daniels (NU)	DB	Kenny Bailey (UD)
OL	Mike Flynn (UM)	DB	Dorrell Green (UD)
OL	Chris Kumpon (UD)	DB	Lamont Neal (UR)
RS	Jay Jones (JMU)	DB	Darren Sharper (WM)
PK	Mark Kiefer (VU)	P	Brad Costello (BU)

Second Team

QB	Clint Park (VU)	DL	Frank Ferrara (URI)
RB	Bob Jameson (UM)	DL	Brian Giamo (WM)
RB	James Jenkins (URI)	DL	Marc Megna (UR)
WR	Eddie Conti (UD)	DL	Todd Williamson (UM)
WR	Rameek Wright (UM)	LB	Steve Kives (NU)
TE	Anthony McKinney (UC)	LB	Mike McGowan (WM)
OL	Jon Cole (UNH)	LB	Stefon Moody (WM)
OL	Dan Markowski (UMass)	LB	Jude Waddy (WM)
OL	Matt McKnight (VU)	DB	Derek Carter (UM)
OL	Dan Rossetini (WM)	DB	Deon Jackson (VU)
OL	Tim Stone (UNH)	DB	David Lee (JMU)
RS	Calvin Jones (UNH)	DB	Leroy Robinson (NU)
PK	John Coursey (JMU)	P	Nelson Garner (JMU)

Third Team

QB	Chris Bresnahan (UNH)	DL	Peter Coyne (WM)
RB	Jeff Reale (NU)	DL	Steve Quander (UR)
RB	Minoso Rodgers (UR)	DL	James Rushton (UNH)
WR	Jay Jones (JMU)	DL	Will Santi (URI)
WR	Dak Newton (UC)	LB	Peter Christopher (UNH)
TE	Erik Henry (UMass)	LB	Curtis Dunaway (VU)
OL	Matt Alegi (UMass)	LB	Khari Samuel (UMass)
OL	Jim Bailey (NU)	LB	Keith Thomas (BU)

OL	Baran Johnson (UC)	DB	Kory Blackwell (UMass)
OL	Chris Okano (VU)	DB	Winston October (UR)
OL	Mark Shalala (UMass)	DB	Shannon Riley (VU)
RS	Eddie Conti (UD)	DB	John Stein (JMU)
PK	Chris Binder (UM)	P	Mike White (UR)

1995**First Team**

QB	Leo Hamlett (UD)	DL	Lou D'Agostino (URI)
RB	Derek Fitzgerald (WM)	DL	Mike Foley (UNH)
RB	Rene Ingoglia (UMass)	DL	Ray Lyons (UNH)
WR	Bobby Apgar (URI)	DL	Brian Smith (URI)
WR	Ed Mantie (BU)	LB	Ralph D'Angelo (UD)
TE	Ed Perry (JMU)	LB	Bryan Leibrand (UR)
OL	Steve Archibald (UD)	LB	Jason Miller (WM)
OL	Josh Beyer (WM)	LB	Justin Riemer (UMass)
OL	Steve Stinson (UM)	DB	Curtis Dunaway (VU)
OL	Shannon Trostle (UD)	DB	Dorrell Green (UD)
OL	Pat Walsh (UC)	DB	Breon Parker (UMass)
RS	Cy Butler (URI)	DB	Darren Sharper (WM)
PK	John Coursey (JMU)	P	Andre Seoldo (NU)

Second Team

QB	Mike Cawley (JMU)	DL	Art Blanchard (UR)
RB	Andre Pam (UM)	DL	Matt Crispino (UNH)
RB	Tory Taylor (UC)	DL	Mark Hondru (UD)
WR	Courtney Batts (UD)	DL	Jim Simpkins (WM)
WR	Jay Jones (JMU)	LB	Jared Elwell (URI)
TE	Jeff Tamulski (UNH)	LB	Larry McSeed (UD)
OL	Matt Alegi (UMass)	LB	Stefon Moody (WM)
OL	Chris Bourdon (UNH)	LB	Reggie Thornton (NU)
OL	Dan Markowski (UMass)	DB	Kenny Bailey (UD)
OL	Brent Secrist (JMU)	DB	Derek Carter (UM)
OL	Charlie White (WM)	DB	Rob McCoy (UNH)
RS	Eddie Conti (UD)	DB	Quincy Waller (JMU)
PK	David DeArmas (UC)	P	David DeArmas (UC)

Third Team

QB	Chris Hixson (URI)	DL	Pete Coyne (WM)
RB	Frank Alessio (UMass)	DL	Brian Gleason (UC)
RB	Troy Keen (WM)	DL	Lamont Gooding (JMU)
WR	Cy Butler (URI)	DL	Mike Howard (JMU)
WR	Terry Hammons (WM)	LB	Alonzo Bowler (JMU)
TE	Anthony McKinney (UC)	LB	A.J. Burawski (VU)
OL	David Bailey (JMU)	LB	LaJhon Jones (URI)
OL	TaVarr Closs (UC)	LB	Jude Waddy (WM)
OL	Jerome Daniels (NU)	DB	Mark Hopkins (NU)
OL	Pat Downey (UNH)	DB	Monte Nowden (UC)
OL	Mike Flynn (UM)	DB	Winston October (UR)
RS	Mark McCain (WM)	DB	Chris Orlando (URI)
PK	Brian Shallcross (WM)	P	Nelson Garner (JMU)

1994**First Team**

QB	Robert Dougherty (BU)	DL	Ben Albert (UMass)
RB	Daryl Brown (UD)	DL	Brian Corcoran (UMass)
RB	Rene Ingoglia (UMass)	DL	Joe Fleming (UNH)
TE	Ed Perry (JMU)	DL	Mike Foley (UNH)
WR	Bobby Apgar (URI)	LB	Warren Armes (UNH)
WR	Carnell Henderson (BU)	LB	David Atwood (NU)
OL	Sherrard Joseph (UC)	LB	Tyrone Frazier (VU)
OL	Andre Maksimow (BU)	LB	Paul Zenkert (UC)
OL	Mike Pedone (BU)	DB	Jim Concannon (UNH)
OL	Jose Ramirez (VU)	DB	Chris Helon (BU)
OL	Joe Sabella (UMass)	DB	John May (BU)
RS	Dwight Robinson (JMU)	DB	Darren Sharper (WM)
PK	John Coursey (JMU)	P	David DeArmas (UC)

Second Team

QB	Shawn Knight (WM)	DL	Art Blanchard (UR)
RB	Troy Keen (WM)	DL	Lou D'Agostino (URI)
RB	Avrom Smith (UNH)	DL	John Schaefer (BU)
WR	Brian Finneran (VU)	DL	Tyrone Washington (JMU)
WR	Mike Tomlin (WM)	LB	Greg Applewhite (WM)
TE	Rob Higbee (UD)	LB	Andrew Brennan (BU)

OL	Josh Beyer (WM)	LB	Andy Cobaugh (VU)
OL	Chris Bourdon (UNH)	LB	Ray Geoffroy (UR)
OL	Tim Foley (BU)	DB	Maurice Glenn (UR)
OL	Matt Gibby (UNH)	DB	Breon Parker (UMass)
OL	Steve Stinson (UM)	DB	Dwight Robinson (JMU)
RS	Calvin Jones (UNH)	DB	Tony Williams (UMass)
PK	Skip Thomas (URI)	P	Bobby St. Pierre (UR)

Third Team

QB	Mike Cawley (JMU)	DL	Chris Curtis (VU)
RB	Kelvin Jeter (JMU)	DL	Marcus Cuttino (JMU)
RB	Uly Scott (UR)	DL	Pat Mulhern (UD)
WR	Macey Brooks (JMU)	DL	Julius Williams (JMU)
WR	Cy Butler (URI)	LB	Clint Dunn (JMU)
TE	Jeff Tamulski (UNH)	LB	Ako Stafford (UM)
OL	David Bailey (JMU)	LB	Jude Waddy (WM)
OL	Keith Novak (UNH)	LB	Roger Kotlarz (UMass)
OL	Brent Secrist (JMU)	DB	Rob McCoy (UNH)
OL	Matt Smith (UD)	DB	Greg Mikell (UM)
OL	Shannon Trostle (UD)	DB	Pablo Rodriguez (BU)
RS	John May (BU)	DB	Jason Seapker (NU)
PK	David DeArmas (UC)	P	Frank Venezia (VU)

1993**First Team**

QB	Robert Dougherty (BU)	DL	Brian Corcoran (UMass)
RB	Wilbur Gilliard (UC)	DL	Matt Joyce (UR)
RB	Daryl Brown (UD)	DL	Matt Morrill (UD)
WR	David Gamble (UNH)	DL	Craig Staub (WM)
WR	David McLeod (JMU)	LB	Scott Assensoa (UMass)
TE	Tom Bachonski (UC)	LB	Paul Duckworth (UC)
OL	Bill Durkin (UMass)	LB	Marc Fauci (BU)
OL	Phil Hallard (UMass)	LB	Mario Perry (UMass)
OL	Andy LeBlanc (UMass)	DB	Jim Concannon (UNH)
OL	Wally Vale (WM)	DB	Maurice Glenn (UR)
OL	Tom Walters (WM)	DB	Chris Helon (BU)
RS	Dwight Robinson (JMU)	DB	Matt Rajotte (UMass)
PK	Skip Thomas (URI)	P	Chris Dawson (WM)

Second Team

QB	Shawn Knight (WM)	DL	Silas Burke (UMass)
RB	Derek Fitzgerald (WM)	DL	Mike Foley (UNH)
RB	Rene Ingoglia (UMass)	DL	Dion Foxx (JMU)
WR	Carnell Henderson (BU)	DL	Malik Moody (JMU)
WR	Corey Ludwig (WM)	LB	Greg Applewhite (WM)
TE	Price Williams (UR)	LB	Bruce Bourgoin (UC)
OL	Sherrard Joseph (UC)	LB	Ross Fichthorn (UM)
OL	Bill Lacey (VU)	LB	Jemal Murph (UM)
OL	Andre Maksimow (BU)	DB	Scott Acker (UD)
OL	Greg Peden (UD)	DB	Bob Jordan (UNH)
OL	Matt Wildes (UD)	DB	Breon Parker (UMass)
RS	Rod Boothes (UR)	DB	John May (BU)
PK	Eric Oke (UMass)	DB	Mark Salisbury (NU)
		P	Bill Hoffmann (VU)

1992**First Team**

QB	Greg Lilly (UR)	DL	Mark Hrubar (UD)
RB	Uly Scott (UR)	DL	Matt Morrill (UD)
RB	Ben Sirmans (UM)	DL	Tim Matas (VU)
WR	Rod Boothes (UR)	DL	Chris Grychowski (VU)
WR	Alex Davis (UC)	LB	Mario Perry (UMass)
TE	Darren Rizzi (URI)	LB	Dwayne Gordon (UNH)
OG	Bill Durkin (UMass)	LB	Eric Johnson (UR)
OG	Randy Crane (VU)	LB	Curtis Eller (VU)
OT	Bill Lacey (VU)	DB	Warren McIntire (UD)
OT	Dan Jones (UM)	DB	Don Caparotti (UMass)
C	Matt O'Neill (UNH)	DB	Mark Chapman (UC)
PK	Bill Hoffman (VU)	DB	Greg Lewis (UNH)
		P	Chris Schrock (BU)

Second Team

QB	Bill Vergantino (UD)	DL	Robert Belcuore (UC)
RB	Daryl Brown (UD)	DL	Brian Corcoran (UMass)
RB	Barry Bourassa (UNH)	DL	Matt Joyce (UR)

WR	John Perry (UNH)	LB	Mike Bandish (UD)
WR	Sterling Brown (UR)	LB	Pat Mulhern (UD)
TE	Brian Kozlowski (UC)	LB	Scott Assensoa (UMass)
OG	Geoff Hannan (UD)	LB	Andy Cobaugh (VU)
OG	Phil Hallard (UMass)	DB	Tim Jacobs (UD)
OT	Jason Goldberg (BU)	DB	Bob Jordan (UNH)
OT	Matt Wildes (UD)	DB	Maurice Glenn (UR)
OT	Scott Wenk (UR)	DB	Matt Smith (VU)
C	Tim Tarpey (VU)	P	Todd Barton (UR)
PK	Steve Leo (UD)		

1991**First Team**

QB	Bill Vergantino (UD)	DL	Mark Hrubar (UD)
RB	Jerome Bledsoe (UMass)	DL	Geoff Aleva (UNH)
RB	Barry Bourassa (UNH)	DL	Willie Oshodin (VU)
WR	Mark Didio (UC)	DL	Rich Kane (UMass)
WR	John Perry (UNH)	LB	Matt Tulley (UMass)
TE	Scott Donald (VU)	LB	Dwayne Sabb (UNH)
OT	Kai Dietiker (UMass)	LB	Eric Johnson (UR)
OT	Chris Porter (UNH)	LB	Curtis Eller (VU)
OT	Bill Lacey (VU)	DB	Warren McIntire (UD)
OG	Mark Schneible (UNH)	DB	Don Caparotti (UMass)
OG	Randy Crane (VU)	DB	Kevin Long (VU)
C	Curt Chastain (UD)	DB	Barry Alvis (VU)
C	Tim Tarpey (VU)	P	Gene Vadas (UD)
PK	Mark Drozic (UD)		

Second Team

QB	Tom Colombo (VU)	DL	Scott Griemsmann (UD)
RB	Jay Hillman (BU)	DL	Doug Ruggles (UNH)
RB	Pat Kennedy (VU)	DL	Chris Grychowski (VU)
WR	Alex Davis (UC)	LB	Bob Wolford (UD)
WR	Keita Malloy (UD)	LB	Tim Irvine (UD)
TE	Ron Villone (UMass)	LB	Dwayne Gordon (UNH)
OG	Mike Schoenleber (UD)	LB	Andy Cobaugh (VU)
OG	Rich Anderson (UD)	DB	Tim Jacobs (UD)
OG	Phil Hallard (UMass)	DB	Gregg Lewis (UNH)
OT	Nick Mancuso (UC)	DB	Nate Bryan (UNH)
OT	Mark Toback (UD)	DB	Orin Solomon (VU)
PK	Chris Cassara (URI)	P	Chris Cassara (URI)

1990**First Team**

QB	Matt DeGennaro (UC)	DL	Geoff Aleva (UNH)
RB	Barry Bourassa (UNH)	DL	Rich Kane (UMass)
RB	Carl Smith (UM)	DL	John Klumbach (URI)
WR	Darren Altieri (BU)	LB	Curtis Eller (VU)
WR	Mark Didio (UC)	LB	Mario Perry (UMass)
TE	Ron Villone (UMass)	LB	Dwayne Sabb (UNH)
OT	Kai Dietiker (UMass)	LB	Matt Tulley (UMass)
OT	Tom Bockius (UD)	DB	Claude Pettaway (UM)
OT	Rich Cavanaugh (UMass)	DB	James Smith (UR)
OG	Anthony Guidice (UMass)	DB	Kevin Smith (URI)
OG	Rob Noble (UM)	DB	Jamal Williamson (UM)
C	Jay Gabbe (UMass)	P	Gene Vadas (UD)
PK	Jeff Mottola (UM)		

Second Team

QB	Stan Greene (BU)	DL	Rich Heffernan (URI)
RB	Jay Hillman (BU)	DL	Mike Rembish (UC)
RB	Daryl Brantley (UD)	DL	Doug Ruggles (UNH)
RB	John Johnson (UM)	LB	Peter Doremus (URI)
WR	Alex Davis (UC)	LB	Damon Green (VU)
WR	Chris Pierce (URI)	LB	Eric Johnson (UR)
TE	Brian Kozlowski (UC)	LB	Robert Talley (BU)
OT	Nick Mancuso (UC)	DB	Robin Callender (UD)
OG	Paul Mayberry (UMass)	DB	Rusty Neal (UC)
OG	Tom Rogers (UM)	DB	Jerome Tomlin (BU)
C	Dave DeGuglielmo (BU)	DB	Vaughn Williams (UMass)
PK	Rob Courter (UR)	P	Matt LaPolice (BU)

1989

First Team

QB	Mike Buck (UM)	DL	Michael Renna (UD)
RB	Carl Smith (UM)	DL	Justin Strzelczyk(UM)
RB	Kevin Wesley (UC)	DL	Tom Coles (UR)
WR	Bob Brady (VU)	LB	Troy Ashley (UC)
WR	Darren Altieri (BU)	LB	Will Tychsen (UNH)
TE	Mike Bittermann (UM)	LB	George Karelis (UMass)
OT	Scott Hough (UM)	LB	Matt Tulley (UMass)
OT	Stuart Milberg (UC)	DB	Ryan Jones (UNH)
OT	John Sullivan (UD)	DB	Claude Pettaway (UM)
OG	Robert Noble (UM)	DB	Kevin Smith (URI)
OG	David Price (UD)	DB	Rusty Neal (UC)
C	Bryan Russo (VU)		

Second Team

QB	Matt DeGennaro (UC)	DL	Paul Franco (VU)
RB	Norm Ford (UNH)	DL	Sherm Beatty (UNH)
RB	Daryl Brantley (UD)	DL	Joe Cullen (UMass)
WR	Darvell Huffman (BU)	LB	Mickey Watson (VU)
WR	Chip Mitchell (UMass)	LB	Pat Faucette (BU)
WR	Chris Braune (UNH)	LB	Robert Talley (BU)
TE	Rob Spittel (UNH)	LB	Mike Smith (UM)
OT	Kai Dietiker (UMass)	DB	Jamal Williamson (UM)
OT	Scott Laliberte (UNH)	DB	Jerome Tomlin (BU)
OG	Lyndon Johnson (UConn)	DB	Tim Byrne (UNH)
OG	Anthony Giudice (UMass)	DB	Chris Hunt (VU)
C	David Buchanan (UD)	P	Jeff Olivo (UR)
PK	Rob Courter (UR)		

1988

First Team

QB	Matt DeGennaro (UC)	DL	John Levelis (UD)
RB	Norm Ford (UNH)	DL	Michael Renna (UD)
RB	George Boothe (UC)	DL	Tom Coles (UR)
WR	Glenn Antrum (UC)	LB	Troy Ashley (UC)
WR	Curtis Olds (UNH)	LB	Nick Penna (UM)
TE	Jim Cashman (VU)	LB	John McKeown (UMass)
OT	Mike Graybill (BU)	LB	Pat Brown (UR)
OT	Howard Fahnstock (UR)	DB	Mark Seals (BU)
OG	David Franks (UC)	DB	Robert Talley (BU)
OG	Jim Carriere (UC)	DB	Kevin Smith (URI)
C	Bryan Russo (VU)	DB	Brian Jordan (UR)
PK	Rob Courter (UR)	P	Jim Donaway (UC)

Second Team

QB	Dave Palazzi (UMass)	DL	Mark Lewis (UM)
RB	Carl Smith (UM)	DL	Scott Nason (UM)
RB	Pete Lombardi (VU)	DL	Joe Cullen (UMass)
WR	Darren Altieri (BU)	LB	Jack Reybold (BU)
WR	James Anderson (UD)	LB	Will Tychsen (UNH)
TE	John Yergey (UD)	LB	Matt Tulley (UMass)
OT	Scott Hough (UM)	LB	John O'Brien (VU)
OT	Frank Maguire (UNH)	LB	Mickey Watson (VU)
OG	Bill Buttler (UMass)	DB	Bryan Bossard (UD)
OG	Rob Noble (UM)	DB	Tim Byrne (UNH)
C	Rob Ambrosino (UD)	DB	Garry Jordan (UNH)
PK	Tom Withka (VU)	DB	Ryan Jones (UNH)
		P	Jeff Olivo (UR)

1987

First Team

QB	Mike Buck (UM)	DL	Paul Boulay (UNH)
RB	Erwin Matthews (UR)	DL	Bill O'Malley (UNH)
RB	Jeff Gallaher (UC)	DL	Nate Cotton (UC)
WR	Curtis Olds (UNH)	LB	Jack Reybold (BU)
WR	Sergio Hebra (UM)	LB	Pat Brown (UR)
WR	James Anderson (UD)	LB	Todd Rundle (UMass)
TE	Scott Sweitzer (UC)	LB	Mike Jansen (UC)
OT	John Driscoll (UNH)	DB	Rob Sterling (UM)
OT	Howard Fahnstock (UR)	DB	Mark Seals (BU)
OG	Pat Anglim (UC)	DB	Brian Jordan (UR)
OG	Paul Mayberry (UMass)	DB	Scott Daniels (UC)
C	Pete Montini (UMass)	P	Steve Jones (BU)

PK Peter Borjestedt (UM)

Second Team

QB	Bob Jean (UNH)	DL	Scott Nason (UM)
RB	Norm Ford (UNH)	DL	Joe Cullen (UMass)
RB	Randy Pettus (BU)	DL	Tom Coles (UR)
WR	David Dunn (UC)	LB	John McKeown (UMass)
TE	Jim Muse (URI)	LB	Vito Perrone (UMass)
OT	Mike Coleman (UC)	LB	Nick Penna (UM)
OT	Mike Barrette (UMass)	LB	Scott Curtis (UNH)
OG	Dave Ingalls (UM)	DB	Ken Lucas (UD)
OG	Frank Maguire (UNH)	DB	Tim Byrne (UNH)
C	Chris Coyne (UD)	DB	Bill Ferrell (UNH)
PK	Eric Facey (UNH)	DB	Kevin Smith (URI)
		P	Jim Carriere (UC)

1986

First Team

QB	Rich Gannon (UD)	DL	Kevin Murphy (BU)
RB	Robert Norris (UD)	DL	Joe McGrail (UD)
RB	Al Neri (UMass)	DL	Paul Boulay (UNH)
WR	Curtis Olds (UNH)	LB	Keith McLaughlin (BU)
WR	James Church (UR)	LB	Darrell Booker (UD)
TE	John Henry (UR)	LB	Ilija Jarostchuk (UNH)
OT	Pat Anglim (UC)	LB	John McKeown (UMass)
OT	John Benzinger (UMass)	DB	Scott Daniels (UC)
OG	Nick Bitsko (UD)	DB	Phil Atwell (UD)
OG	Stan Kaczorowski (UMass)	DB	Stan Harrison (UNH)
C	Chris Coyne (UD)	DB	Eric Thompson (UNH)
PK	Mark Carter (UC)	P	Jeff Olivo (UR)

Second Team

QB	Bob Bleier (UR)	DL	Nate Cotton (UC)
RB	Doug Dorsey (UM)	DL	Dave Bochtler (UM)
RB	Greg Grooms (UR)	DL	Phil Mulcahy (URI)
WR	Dennis Gadbois (BU)	LB	Mike Jansen (UC)
WR	Sergio Haven (UM)	LB	Steve Root (UM)
TE	Jeff Modesitt (UD)	LB	Todd Rundle (UMass)
OT	Jamie Dyeovich (UD)	LB	Rafe Wilkinson (UR)
OT	John Driscoll (UNH)	DB	Mark Seals (BU)
OG	Dan Brodeur (UD)	DB	Robert Sterling (UM)
OG	John Colasacco (UM)	DB	Bob Shelmire (UMass)
C	Pete Montini (UMass)	DB	Brian Jordan (UR)
PK	Eric Facey (UNH)	P	Dimitri Yavis (UMass)

1985

QB	Tom Ehrhardt (URI)	DL	Mike Dwyer (UMass)
RB	Andre Garron (UNH)	DL	Brian O'Neill (UNH)
RB	Mike Shriner (UNH)	DL	Ray Paquette (UM)
WR	Bill Brooks (BU)	DL	Brad Carson (URI)
WR	Dameon Reilly (URI)	LB	Neal Zonfrelli (UNH)
TE	Brian Forster (URI)	LB	Mark Michaels (UC)
OT	Brian Saranovitz (UNH)	LB	Bob Egan (BU)
OT	Bob White (URI)	LB	Mark Coutts (UM)
OG	Tony Ciccone (UNH)	LB	Ilija Jarostchuk (UNH)
OG	Jim Bumpus (UNH)	DB	Mike Cassidy (URI)
C	Paul Dufault (UNH)	DB	Ray Williams (URI)
PK	Eric Facey (UNH)	DB	Calvin Hall (BU)
P	Dimitri Yavis (UMass)		

1984

QB	Tom Ehrhardt (URI)	DL	Brian O'Neill (UNH)
RB	Paul Lewis (BU)	DL	Charlie Bounty (URI)
RB	Andre Garron (UNH)	DL	Gary Durgin (BU)
WR	Dameon Reilly (URI)	DL	Mario Marrero (UC)
WR	Bill Brooks (BU)	LB	Ilija Jarostchuk (UNH)
TE	Brian Forster (URI)	LB	Neal Zonfrelli (UNH)
OT	Bob Morcarski (BU)	LB	Mark Brockwell (URI)
OT	Brian Saranovitz (UNH)	LB	Bruce Foucart (BU)
OG	John Flanagan (UNH)	LB	Bob Egan (BU)
OG	Greg Sturgis (URI)	DB	Tony Hill (URI)
C	Gary Walker (BU)	DB	Tim Teevens (UNH)
PK	Jack Leone (UM)	DB	Dave Wissman (UNH)
P	Rich LaBonte (UM)	DB	Matt Latham (UC)

QB	Dave Wienke (URI)	DL	Donald Brain (BU)	OG	Phil Estes (UNH)	S	Matt Slane (UM)
RB	Paul Lewis (BU)	DL	Dave Gracon (UC)			1978	
RB	Andre Garron (UNH)	DL	Tony DeLuca (URI)	QB	Steve Tosches (URI)	DE	Sam Stepney (BU)
WR	Dameon Reilly (URI)	DL	Charlie Bounty (URI)	RB	Mal Najarian (BU)	DE	John D'Amoto (UMass)
WR	Bill Brooks (BU)	LB	John Dorsey (UC)	RB	Hank Sareault (UMass)	DT	Dave Bemis (UMass)
TE	Mike Walsh (UC)	LB	Vernon Hargreaves (UC)	WR	Dave Loehle (UNH)	DT	Mike DeGenova (BU)
OT	Bob Morcarski (BU)	LB	Bob Egan (BU)	WR	Dennis Dent (UMass)	NG	Charles Babbitt (URI)
OT	Bob Seccareccia (URI)	LB	Mark Dennen (URI)	TE	Jim Sturgis (BU)	LB	Joe McLaughlin (UMass)
OG	Roger Mrusek (BU)	DB	Tony Hill (URI)	OT	Karl Nyholm (UMass)	LB	Tom Marhefka (URI)
OG	Mike Gasparino (UC)	DB	Grady Fuller (UMass)	OT	Bob Speight (BU)	CB	Kevin Sullivan (UMass)
C	Gary Walker (BU)	DB	Arnold Garron (UNH)	OG	Bruce Kimball (UMass)	CB	Steve LeMay (UMass)
PK	Domingos Carlos (UC)	P	Neil Gauvin (UC)	OG	Pete Sinagra (URI)	S	John Beersworth (UMass)
				C	Mike McLaughlin (UMass)	S	Estes Benson (URI)
		1982				1977	
QB	Rich LaBonte (UM)	DE	Dennis Talbot (URI)	QB	Jeff Allen (UNH)	DE	John D'Amoto (UMass)
RB	Garry Pearson (UMass)	DE	Dave Sanzaro (UM)	RB	Bill Burnham (UNH)	DE	Bill Dedrick (UNH)
RB	Paul Lewis (BU)	DT	Tony DeLuca (URI)	RB	Bill Coleman (UMass)	DT	John Willis (UMass)
WR	Tom Mut (URI)	DT	Ray Sullivan (UM)	WR	Lee Pope, (UNH)	DT	Dick Bell (URI)
WR	Keith Hugger (UC)	DT	Mike Pierro (BU)	WR	John Gladchuk (UMass)	NG	Phil Puopolo (UMass)
TE	Paul Gorham (UNH)	NG	Steve Michalweicz (UC)	TE	Kevin Cummings (UMass)	LB	Pete McCarty (UMass)
OT	Rich Pelzer (URI)	LB	Vernon Hargreaves (UC)	OT	Ross Schubarth (UMass)	LB	Joe McLaughlin (UMass)
OT	Ken Kaplan (UNH)	LB	John Dorsey (UC)	OT	Grady Vigneau (UNH)	CB	Steve Rose (UC)
OG	Louis Ortiz (UM)	CB	Jim Roberson (URI)	OG	Bruce Kimball (UMass)	CB	Dick Duffy (UNH)
OG	Mike Mastrogiacomio (BU)	CB	Glen Holden (UMass)	OG	Gerry Greene (UMass)	S	Mark Etro (UNH)
C	Paul Farren (BU)	S	John McGrath (UM)			1976	
PK	Jack Leone (UM)	S	Arnold Garron (UNH)	QB	Jeff Allen (UNH)	DE	Dave Lindstrom (BU)
		P	Neil Gauvin (UC)	RB	Bill Burnham (UNH)	DE	Doug Stockbridge (UNH)
		1981		RB	Rich Moser (URI)	DT	Dennis Fenton (UMass)
QB	Ken Sweitzer (UC)	DE	George Lewis (UMass)	WR	Kevin Cummings (UMass)	DT	Mike DeGenova (BU)
RB	Greg Drew (BU)	DE	Phil Ferrari (UM)	WR	Tom Spann (URI)	NG	Tony Ozello (URI)
RB	Gary Pearson (UMass)	DT	Eric Cregan (UMass)	TE	Rob Farbotko (UC)	LB	Bruce Huther (UNH)
WR	Keith Hugger (UC)	DT	Dan Petrie (UMass)	OT	Jeff Williams (URI)	LB	Scott Shulman (UM)
WR	Pete Ouellette (UM)	NG	Barney Rinaldi (URI)	OT	Wayne Smith (UNH)	CB	Dave Croasdale (UMass)
WR	Tom Mut (URI)	LB	Steve Doig (UNH)	OG	John Merrill (UNH)	CB	Ted Walton (UC)
WR	Pete O'Donnell (UNH)	LB	Pete DiTommaso (UMass)	OG	Tony Catapano (UC)	S	Ron Harris (UMass)
TE	Ken Miller (UC)	CB	Dwayne Lopes (UMass)	C	Ken Duval (URI)	S	Jack Leggett (UM)
OT	Chris O'Neil (UMass)	CB	Cal Whitfield (URI)			1975	
OT	Bob Speight (BU)	S	Grady Fuller (UMass)	QB	Brian McNally (UMass)	DE	Steve Telander (UMass)
OG	Scott LaFond (UMass)	S	Mike Gooden (UNH)	RB	Bill Burnham (UNH)	DE	Gary Little (UMass)
OG	Jim Patrick (BU)	S	Bob Pendergast (BU)	RB	Rich Jessamy (UMass)	DT	Ed McAleney (UMass)
C	Bob Soderlund (URI)	P	Ken Sweitzer (UC)	WR	Bill Britt (URI)	DT	Paul Mariano (UC)
PK	Domingos Carlos (UC)			WR	Pete Kessel (BU)	NG	Rick Horn (BU)
		1980		TE	Mike Moroney (UNH)	LB	Dave Rozumek (UNH)
QB	Jim Jensen (BU)	DE	Frank DiTommaso (UMass)	OT	Jeff Williams (URI)	LB	John Toner (UMass)
QB	Ken Sweitzer (UC)	DE	George Lewis (UMass)	OT	Ross Schubarth (UMass)	CB	Jack Leggett (UM)
RB	Lorenzo Bouier (UM)	DT	Eric Cregan (UMass)	OG	Ned Deane (UMass)	CB	Dave Croasdale (UMass)
RB	Garry Pearson (UMass)	DT	Chris Lindstrom (BU)	OG	John Merrill (UNH)	S	Ron Harris (UMass)
WR	Reggie Eccleston (UC)	NG	Rick Suydam (UM)	C	Kevin Martell (UNH)	S	Mark Etro (UNH)
WR	Pete Ouellette (UM)	LB	Neil McGrath (BU)			1974	
TE	Ken Miller (UC)	LB	Pete DiTommaso (UMass)	QB	Rich Bateman (VER)	DE	Dennis Kiernan (UMass)
OT	Ken Kaplan (UNH)	CB	Mike Kelleher (BU)	RB	Jim Torrance (UMass)	DE	Tom Bradshaw (UMass)
OT	Bob Speight (BU)	CB	Dwayne Lopes (UMass)	RB	Rich Remondino (URI)	DT	Bill Cooke (UMass)
OG	Mark Flood (UC)	S	Bob Manning (UMass)	WR	Bill Looker (VER)	DT	Mike Lanza (UNH)
OG	Jim Patrick (BU)	S	Darrell Wilson (UC)	WR	Bill Britt (URI)	NG	Paul St. Onge (UMass)
C	Dave Bengston (BU)	P	Rusty Umberger (UC)	TE	Mike Moroney (UNH)	LB	Gary Dziama (BU)
PK	Jeff Pelin (BU)			TE	Mike Matkevich (URI)	LB	Scott Shulman (UM)
		1979		OT	Jim Roderick (BU)	CB	Jack Leggett (UM)
QB	Mike McEvilly (UMass)	DE	Sam Stepney (BU)	OT	Rich Understein (UM)	CB	Rich Porter (BU)
RB	Mal Najarian (BU)	DE	Frank DiTommaso (UMass)	OG	Ed Deane (UMass)	S	Rich Fenton (UC)
RB	Leroy Shaw (URI)	DT	Steve Beal (UC)	OG	Kelvin Brooks (BU)	S	Ron Harris (UMass)
WR	Dave Loehle (UNH)	DT	Dan Petrie (UMass)	C	Don Chrisos (BU)		
C	Dave Bengston (BU)	S	Mike Kelleher (BU)			1973	
PK	Sandro Vitiello (UMass)	P	Tim Fontaine (UMass)	QB	Peil Pennington (UMass)	DE	Ed McAleney (UMass)
WR	Kevin O'Connor (UMass)	NG	Ray Benoit (UMass)	RB	Eric Torkelson (UC)	DE	Andy Mellow (UM)
TE	Marty Paglione (UMass)	LB	Greg Donahue (UNH)	RB	Sylvester McGee (URI)	DT	Manuel Sasser (UC)
OT	Bob Speight (BU)	LB	Pete DiTommaso (UMass)	WR	Tim Berra (UMass)	DT	Tom Bradshaw (UMass)
OT	Karl Nyholm (UMass)	CB	Ted Walton (UC)				
OG	John Cochran (BU)	CB	Kevin Sullivan (UMass)				

WR	Tony Jones (VER)	LB	Dennis Kiernan (UMass)
TE	Allan MacLellan (UC)	LB	Rich Langlois (UNH)
OT	Henry Hill (URI)	CB	Bruce Thompson (UC)
OT	Jim Bailey (UC)	CB	Rob Parrott (UMass)
OG	Dave Giguere (UNH)	S	Greg Pemberton (BU)
OG	Rob Foye (UC)	S	Steve Garofalo (URI)

1972

WR	Steven Schubert (UMass)	E	Edward McAleney (UMass)
WR	David Paul (UM)	T	Mark McEwen (UC)
TE	Timothy Sullivan (VER)	T	Robert Linder (URI)
T	Thomas Mullen (UMass)	E	Wayne Bulman (VER)
G	Clarence Brooks (UMass)	LB	Edward Booker, Jr. (UNH)
C	Richard Foye (UC)	LB	Alan Shaw (UC)
G	Gerard Moran (UNH)	LB	Douglas Bull (VER)
T	Donald Miller (UNH)	DHB	Robert Parrott (UMass)
QB	Peil Pennington (UMass)	DHB	Bruce Thompson (UC)
HB	Paul Metallo (UMass)	S	John Healy (UMass)
FB	Richard Cummings (UMass)	S	Brian Herosian (UC)

1971

SE	David Paul (UM)	E	Brett Bernier (UNH)
T	Donald Miller (UNH)	T	William DeFlavio (UMass)
G	Gerard Moran (UNH)	T	James Pisciotano (UC)
C	David Levine (UMass)	E	Stephen Furness (URI)
G	Ronald Marino (UMass)	LB	Dennis Collins (URI)
T	William Tuzil (UC)	LB	Francis Prondecki (VER)
TE	John Hulecki (UMass)	LB	Joseph Sabulis (UMass)
QB	Robert Hopkins (UNH)	DHB	Dennis Breen (URI)
HB	Paul Metallo (UMass)	DHB	Domenic Carlucci (UC)
FL	Robert O'Neil (UNH)	DS	Brian Herosian (UC)
FB	Sylvester McGee (URI)	DS	John O'Neil (UMass)

1970

SE	Brian Herosian (UC)	E	James Kelliher (UMass)
T	Robert Donlin (UMass)	T	William DeFlavio (UMass)
G	Robert Pena (UMass)	T	William Sroka (UMass)
C	Victor Radzevich (UC)	E	S. Russell Wood (UMass)
G	William Spencer (UC)	LB	Joseph Sabulis (UMass)
T	William Tuzil (UC)	LB	Brian Hermes (UC)
TE	John Hulecki (UMass)	LB	Norman Powers (UNH)
QB	Richard Robustelli (UC)	LB	John Farrelly (UMass)
HB	Vincent Clements (UC)	CB	Domenic Carlucci (UC)
HB	Norman Breault (UNH)	CB	Dennis Keating (UMass)
FB	Richard Narsessian (URI)	S	John F. O'Neil (UMass)

1969

E	Eugene Benner (UM)	E	John Hulecki (UMass)
T	Richard Donlin (UMass)	T	William DeFlavio (UMass)
G	Daniel DREWNIAK (UNH)	T	Andrew Guarino (UMass)
C	Daniel Levine (UMass)	E	Stanley Maddock (UM)
G	William Spencer (UC)	LB	Philip Doran (UC)
T	Robert Donlin (UMass)	LB	John MacLean (UMass)
E	Nicholas McGarry (UMass)	LB	Joseph Sabulis (UMass)
QB	Francis Peterson (VER)	LB	Thomas York (UMass)
HB	Vincent Clements (UC)	HB	Domenic Carlucci (UC)
HB	Robert Rodger (VER)	HB	Robert Cabrelli (UMass)
FB	Edward Sarno (UMass)	S	Steven Rogers (UMass)

1968

E	Eugene Benner (UM)	E	Ralph Tiner (UC)
T	Clifford McDonald (UNH)	T	Al Witteman (UNH)
G	William Spencer (UC)	MG	Philip Doran (UC)
C	Benjamin DeGenova (UC)	T	George Koller (UC)
G	Everett Keene (URI)	E	Thomas York (UMass)
T	Stanley Rajczewski (UC)	LB	Ernest Quackenbush (UM)
E	Cal Wallingford (UNH)	LB	Kenneth Kuzman (URI)
QB	Peter Petrillo (UC)	LB	Nicholas Turco (UC)
HB	Vincent Clemens (UC)	HB	Kurt Vollherbst (UNH)
HB	Michael Shaughnessy (UNH)	HB	William Frye (UMass)
FB	James DeWitt (UC)	S	Michael Zito (UC)

E	Frank Geiselman (URI)
T	Jim Mitchell (UMass)
G	Bob Santucci (UMass)
C	Howie Small (URI)
G	Roy Lawrence (UC)
T	Steve Dixon (UC)
E	Nick Warnock (UMass)
QB	Greg Landry (UMass)
HB	Bob Mitchell (VER)
HB	Bill Phillips (UNH)
FB	Brent Kaufman (URI)

E	Frank Geiselman (URI)
T	Bill Pasquill (UM)
G	Ron Lawrence (UC)
C	Dennis Murphy (URI)
G	Ivan Brawn (UM)
T	Bill Connors (UM)
E	Jack Schweberger (VER)
QB	Greg Landry (UMass)
HB	Bob Mitchell (VER)
HB	Bob Detore (UMass)
HB	John Thompson (URI)
FB	Brent Kaufman (URI)

E	Bob Meers (UMass)
T	Bill Pasquill (UM)
G	Ivan Brawn (UM)
G	Rusty Brink (VER)
G	Joe Soldano (VER)
T	Bill Conner (UMass)
E	Milt Morin (UMass)
QB	Dick DeVarney (UM)
HB	Wayne Zdanowicz (URI)
HB	Frank Harney (UM)
FB	Phil Vandersea (UMass)

T	Bob Burke (UMass)
G	George Oelze (VER)
C	Rusty Brink (VER)
G	Peter Pietz (UMass)
T	Joe Buesing (URI)
E	Milt Morin (UMass)
QB	Jerry Whelchel (UMass)
HB	Phil DeRose (UMass)
HB	Bob Ellis (UMass)
FB	Mike Ross (UMass)

E	Bob Meers (UMass)
T	Paul Graham (UMass)
G	Bob Teboldi (UMass)
C	Dick Kupec (UC)
G	Phil Soule (UM)
T	Joe Buesing (URI)
E	Milt Morin (UMass)
QB	Jerry Whelchel (UMass)
HB	Ken Burton (VER)
HB	Dan Serieka (UNH)
FB	Tony Tetro (URI)

E	Chuck Grzbielski
T	John Contoulis (UC)
G	Barry Stilber (UNH)
C	Duncan Orgg (UNH)

1967

E	Paul Mlinar (UMass)
T	Kent Stevens (UMass)
MG	Steve Smith (UC)
T	Vince Martino (UNH)
E	Bill Vasilios (UNH)
LB	Ken Kuzman (URI)
LB	Pete Quackenbush (UM)
LB	Ernie Smith (UMass)
LB	Henry Palesek (UC)
HB	Mike McArdle (UMass)
HB	Terry Hogg (URI)
S	Kurt Vollherbst (UNH)

1966

E	Pete Norris (UM)
E	Nick Turco (UC)
E	Bill VanBennekum (VER)
T	Ed Toner (UMass)
T	Dick Qualey (UMass)
MG	Joe Soldano (VER)
LB	John Huard (UM)
LB	Rod Brooks (UMass)
LB	Leon Spinney (URI)
DS	Norm Tardiff (UM)
DS	Dave Giarla (UMass)
DS	Dave O'Donnell (URI)
UT	Bill Estey (UNH)

1965

E	Alan Riley (UM)
T	Gerald McWeeney (UC)
LB	Rusty Brink (VER)
LB	Bernie Dallas (UMass)
LB	John Huard (UM)
MG	Harvey Silvers (URI)
T	Ed Toner (UMass)
E	Bill Van Bennekum (VER)
S	Norm Tardiff (UM)
S	Dave Kelley (UMass)
S	Dave Giarla (UMass)

1964**1963****1962**

G Bob Tedoldi (UMass)
 T Bob Weeks (UNH)
 E Paul Majeski (UMass)
 QB Jerry Whelcher (UMass)
 HB Sam Lussier (UMass)
 HB Dan Serieka (UNH)
 FB Tony Tetro (URI)

1961

E Dick Kinney (UM)
 T Bob Foote (UMass)
 G Barry Stilber (UNH)
 G Paul D'Allesandro (UNH)
 C Fred Dtockpole (UC)
 G Ed Cramer (UNH)
 T Bob Treat (UC)
 QB Manch Wheeler (UM)
 HB Sam Lussier (UMass)
 HB Dave Cloutier (UM)
 FB Frank Finizio (URI)

1960

E Richard Eustis (UNH)
 E Roland Bettez (URI)
 T Richard Leadbetter (UM)
 G Fred Stackpole (UC)
 C Dave Bishop (UC)
 G Jerry Cullen (UMass)
 T Paul Lindquist (UNH)
 QB John McCormick (UMass)
 HB Richard Mezquita (UNH)
 HB Wayne Champeon (UM)
 FB Jim Browning (UC)

First Team

T Harold Violette (UM)
 G Robert Slattery (UC)
 C David Bishop (UC)
 G Edwin Holm (UNH)
 T Frank Morey (URI)
 T Donald Trimble (UNH)
 E Barry O'Connell (UC)
 QB Sam Paul (UNH)
 HB Bill Minnerly (UC)
 HB Tom Delnickas (UMass)
 FB Bill Poland (URI)
 FB Bob Bragg (UM)

1959

Second Team
 T Roland Bettez (URI)
 G Jerry Cullen (UMass)
 C Paul Bellavance (UNH)
 G John Zinser (UC)
 T Paul Lindquist (UNH)
 E Ralph Maloney (UMass)
 QB Roger Pearson (URI)
 HB Bill Reynolds (UMass)
 HB Jerry D'Avolio (UC)
 FB Jim Browning (UC)

1958**First Team**

T Hal Violette (UM)
 G Bill Wallner (UC)
 C Roger Ellis (UM)
 G Bill Goodwin (UMass)
 T Don Trimble (UNH)
 E Niles Nelson (UM)
 QB Roger Pearson (URI)
 HB Wayne Champeon (UM)
 HB Don Brown (URI)
 FB Norm Chaban (UC)

Second Team

T Frank Morey (URI)
 G Lou Varrachione (UMass)
 C Paul Scagnelli (UC)
 G Charles Eberback (UM)
 T Joe Llodra (UC)
 E Barry O'Connell (UC)
 QB Harry Drivas (UC)
 HB Philip DeSantis (UC)
 HB John Welch (UM)
 FB Ed Richardson (UMass)

1957**First Team**

LE Reino Manninen (UC)
 LT John Burnham (UNH)
 LG Lou Mooradian (UC)
 C Roger Ellis (UM)
 RG William Wallner (UC)
 RT Donald Overlock (UC)
 RE Robert Mairs (URI)
 QB Roger Pearson (URI)

Second Team

LE Niles Nelson (UM)
 LT Frank Morey (URI)
 LG Louis Varrichione (UMass)
 C Paul Scagnelli (UC)
 RG James Gerlach (URI)
 RT William Tarazewich (UM)
 RE John O'Keefe (UMass)
 QB Roanld Blume (UMass)

LHB James Adams (URI)
 RHB Lawrence Day (UC)
 FB William Poland (URI)

First Team

LE Thurlow Cooper (UM)
 LT Paul Harasimowicz (VER)
 LG Basil Gregorios (UNH)
 C Joe Dubiel (UC)
 RG Lou Mooradian (UC)
 RT Alton Amidon (UNH)
 RE Philip Montagano (UNH)
 QB Robert Trouville (UNH)
 LHB Lenny King (UC)
 RHB Ray Hostetter (UM)
 FB Paul Whitley (UC)

First Team

LE Thurlow Cooper (UM)
 LT Charles Gibbons (URI)
 LG Paul Fitzgerald (URI)
 C Charles Robichaud (UNH)
 C Charles Hunt (URI)
 RG LeRoy Williams (VER)
 RT Robert Novelli (URI)
 RE Peter Dalpe (URI)
 QB James Duffy (UM)
 LHB Ed DiSimone (URI)
 RHB Ted Wright (UNH)
 FB Jack Small (UM)

First Team

LE Marshall Litchfield (UNH)
 LT Llewellyn Clark (UM)
 LG Paul Ashnault (UNH)
 C John Small (UM)
 RG Thomas Golden (UM)
 RT Alan Girroir (UNH)
 RE Ronald Rymash (UC)
 QB Billy Pappas (UNH)
 LHB Edward Beck (VER)
 RHB Pat Abbruzzi (URI)
 FB Ernest Smart (UM)

First Team

LE Steve Mazur (UNH)
 LT John Cunningham (UC)
 LG Tom Golden (UM)
 C Rob Roy (UC)
 RG Paul Ashnault (UNH)
 RT Ed Mahoney (UC)
 RE Ray Luciana (UC)
 QB Billy Pappas (UNH)
 LHB Pat Abbruzzi (URI)
 RHB Bernie Pina (URI)
 FB Buddy Amendola (UC)

First Team

LE Ed Pehota (UC)
 LE Tony Chambers (UMass)
 LT Larry Deschene (URI)
 LG Phil Butterfield (UM)
 C Bob Roy (UC)
 RG Bob DeSpirito (URI)
 RT Al Rogers (UC)
 RE Neal Herrick (UNH)
 QB Noel Reebeacker (UMass)

LHB Jerry deGrandpre (UM)
 RHB Gerry Walls (UMass)
 FB John Theriault (UM)

1956**Second Team**

LE Reino Manninen (UC)
 LT Edmund Enos (UC)
 LG Paul Fitzgerald (URI)
 C William Allen (UMass)
 RG Jim Dolan (UMass)
 RT Norman Gerber (UC)
 RE Dave Ingram (UMass)
 QB Kenneth Parady (UM)
 LHB Charles Mellen (UMass)
 RHB Eugene Green (UC)
 FB Jack Leach (URI)

1955**Second Team**

LE Russ Kidd (UMass)
 LT Norman Gerber (UC)
 LG William Hall (UNH)
 C Bonaventure Amendola (UC)
 RG Edmund Enos (UC)
 RT John McGowan (UMass)
 RE Reino Manninen (UC)
 QB James DiGiorno (UC)
 LHB Lenny King (UC)
 RHB Eddie Beck (VER)
 FB Roger Barous (UMass)

1954**Second Team**

LE Gerald O'Neil (UNH)
 LT Richard Grann (URI)
 LG Harry Brenner (URI)
 C Orien Walker (UNH)
 RG Donald MacPhee (UMass)
 RT Walter Johnson (VER)
 RE Stephen Mazur (UNH)
 QB James Duffy (UM)
 LHB Richard Gleason (UNH)
 RHB Ted Wright (UNH)
 FB Edward DiSimone (URI)

1953**Second Team**

LE Ken Woodsum (UM)
 LT Dick Tomasi (UNH)
 LG Chris Latos (URI)
 C Al Robichaud (UNH)
 RG Phil Booker (UC)
 RT Charley Gibbons (URI)
 RE Tony Chambers (UMass)
 QB Ed Fratto (URI)
 LHB Ed Bogdanovitch (UM)
 RHB Phil Tinsley (UC)
 FB Don Almy (URI)

1952**Second Team**

LE Gordon Thorburn (UM)
 LT John Cunningham (UC)
 LG Henry Brenner (URI)
 C Robert DiSpirito (URI)
 RG Edward Cianchette (UM)
 RT Richard Grann (URI)
 RE Joe Viscount (UC)
 QB Bernie Pina (URI)
 LHB Campbell (UNH)

LHB	Pat Abbruzzi (URI)	RHB	Phil Tinsley (UC)
RHB	Joe Bettencourt (UC)	FB	Rocco Murano (UC)
FB	Dick Dewing (UNH)		

1951

First Team

LE	Ed Pehota (UC)
LT	Mario Fratorolli (UC)
LG	Ed Douglas (UNH)
C	Win Brown (UM)
RG	Pete Pocius (UM)
RT	Earl Eddy (UNH)
RE	Harry Easton (UM)
QB	Gene Sturgeon (UM)
LHB	Irv Panciera (UC)
RHB	Ed Bogdanovich (UM)
FB	Pat Abbruzzi (URI)

Second Team

LE	Joe Viscourt (UC)
LT	Gordon Thorburn (UM)
LG	Kooistra (UNH)
C	Bahros (UNH)
RG	Robert DiSpirito (URI)
RT	Ron Rymash (UC)
RE	Perocchi (UNH)
QB	Bernie Pina (URI)
LHB	Jack Bowes (UNH)
RHB	Jack Butterfield (UM)
FB	Raymond Good (UC)

2012					1992				
Rd.	Overall	Player (School)	Pos.	Drafted By	Rd.	Overall	Player (School)	Pos.	Drafted By
4	98	Gino Gradkowski (UD)	OL	Baltimore Ravens	5	113	Dwayne Sabb (UNH)	LB	New England Patriots
4	133	Jerron McMillian (UM)	DB	Green Bay Packers	12	318	Cornelius Benton (UC)	QB	Pittsburgh Steelers
2011					1991				
2	49	Ben Ijalana (VU)	OL	Indianapolis Colts	11	294	James Smith (UR)	DB	Houston Oilers
7	206	Justin Rogers (UR)	DB	Buffalo Bills					
2010					1990				
2	61	Vladimir Ducasse (UMass)	OL	New York Jets	6	156	Mike Buck (UM)	QB	New Orleans Saints
6	178	Arthur Moats (JMU)	DL	Buffalo Bills	7	183	Scott Hough (UM)	G	New Orleans Saints
6	184	Adrian Tracy (WM)	DL	New York Giants	9	232	Darvell Huffman (BU)	WR	Indianapolis Colts
6	203	Scotty McGee (JMU)	KR	Jacksonville Jaguars	11	293	Justin Strzelczyk (UM)	T	Pittsburgh Steelers
7	234	Sean Lissemore (WM)	DL	Dallas Cowboys					
2009					1989				
3	73	Derek Cox (WM)	DB	Jacksonville Jaguars	7	173	Brian Jordan (UR)	DB	Buffalo Bills
4	125	Lawrence Sidbury (UR)	DL	Atlanta Falcons	7	187	Mike Graybill (BU)	T	Cleveland Browns
					9	238	David Franks (UC)	G	Seattle Seahawks
					10	278	Bob Jean (UNH)	QB	Cincinnati Bengals
2008					1988				
1	18	Joe Flacco (UD)	QB	Baltimore Ravens	6	160	Rob Sterling (UM)	DB	Philadelphia Eagles
4	125	Arman Shields (UR)	WR	Oakland Raiders	12	309	John Driscoll (UNH)	T	Buffalo Bills
5	149	Tim Hightower (UR)	RB	Arizona Cardinals					
6	207	Matt Sherry (VU)	TE	Cincinnati Bengals					
2007					1987				
4	125	Jermon Bushrod (TU)	OL	New Orleans Saints	4	98	Rich Gannon (UD)	QB	New England Patriots
5	168	Corey Graham (UNH)	DB	Chicago Bears	5	127	Ilya Jarostchuk (UNH)	LB	St. Louis Cardinals
6	203	Daren Stone (UM)	DB	Atlanta Falcons	10	278	Rafe Wilkinson (UR)	LB	Denver Broncos
7	215	Ben Patrick (UD)	TE	Arizona Cardinals	12	311	Joe McGrail (UD)	DT	Buffalo Bills
2006					1986				
4	131	Willie Colon (HOF)	OL	Pittsburgh Steelers	4	86	Bill Brooks (BU)	WR	Indianapolis Colts
7	252	Marques Colston (HOF)	WR	New Orleans Saints	5	124	Gary Walker (BU)	C	Indianapolis Colts
7	255	Kevin McMahan (UM)	WR	Oakland Raiders	7	189	Bob White (URI)	T	New York Jets
2004					1985				
6	166	Shawn Johnson (UD)	DE	Oakland Raiders	11	295	Paul Lewis (BU)	RB	New England Patriots
6	185	Andy Hall (UD)	QB	Philadelphia Eagles					
2002					1984				
3	91	Brian Westbrook (VU)	RB	Philadelphia Eagles	4	99	John Dorsey (UC)	LB	Green Bay Packers
6	203	Jamin Elliott (UD)	WR	Chicago Bears					
2000					1983				
4	97	Curtis Keaton (JMU)	RB	Cincinnati Bengals	6	158	Ken Kaplan (UNH)	T	Tampa Bay Buccaneers
5	154	Muneer Moore (UR)	WR	Denver Broncos	9	232	Rich Pelzer (URI)	T	Philadelphia Eagles
					12	316	Paul Farren (BU)	T	Cleveland Browns
					12	331	Lorenzo Bouier (UM)	RB	Dallas Cowboys
1999					1982				
5	135	Khari Samuel (UMass)	LB	Chicago Bears	3	69	Steve Doig (UNH)	LB	Detroit Lions
5	138	Jerry Azumah (UNH)	RB	Chicago Bears	8	205	Chris Lindstrom (BU)	DT	St. Louis Cardinals
6	169	Marc Megna (UR)	LB	New York Jets	9	229	Bob Speight (BU)	T	Los Angeles Rams
7	191	Tony Booth (JMU)	DB	Carolina Panthers	11	supp.	Chy Davidson (URI)	WR	New England Patriots
7	200	Eric King (UR)	OL	Kansas City Chiefs					
1998					1981				
4	113	Shawn Barber (UR)	LB	Washington Redskins	11	291	Jim Jensen (BU)	QB	Miami Dolphins
1997					1980				
2	60	Darren Sharper (WM)	DB	Green Bay Packers	8	221	Ted Walton (UC)	DB	Pittsburgh Steelers
4	121	Jerome Daniels (NU)	T	Miami Dolphins	10	252	Sandro Vitiello (UMass)	K	Cincinnati Bengals
4	127	Macey Brooks (JMU)	WR	Dallas Cowboys	12	316	Roger Lapham (UM)	TE	Buffalo Bills
6	177	Ed Perry (JMU)	TE	Miami Dolphins					
1996					1979				
6	169	Mike Foley (UNH)	DT	Arizona Cardinals	7	192	Bruce Kimball (UMass)	G	Pittsburgh Steelers
6	205	Mike Cawley (JMU)	QB	Indianapolis Colts					
1994					1978				
6	190	Paul Duckworth (UC)	LB	Green Bay Packers	8	208	Rich Moser (URI)	RB	Pittsburgh Steelers
1993					1977				
8	218	Dwayne Gordon (UNH)	LB	Miami Dolphins	5	134	Jeff Williams (URI)	G	Los Angeles Rams
					6	146	Dave Lindstrom (BU)	DE	San Diego Chargers
					1976				
					8	237	Ed McAleny (UMass)	DT	Pittsburgh Steelers
					15	415	Dave Rozumek (UNH)	LB	Kansas City Chiefs

1975					1956				
Rd.	Overall	Player (School)	Pos.	Drafted By	Rd.	Overall	Player (School)	Pos.	Drafted By
10	244	William Cooke (UMass)	DE	Green Bay Packers	16		Thurlow Cooper (UM)	E	Cleveland Browns
1974					1955				
11	272	Eric Torkelson (UC)	RB	Green Bay Packers	13		Pat Abbruzzi (URI)	B	Baltimore Colts
15	379	Peil Pennington (UMass)	QB	Denver Broncos	25		Dick Grann (URI)	T	Baltimore Colts
16	406	Sylvester McGee (URI)	RB	Atlanta Falcons	1954				
17	421	Tim Berra (UMass)	WR	Baltimore Colts	30		Pat Abbruzzi (URI)	B	Baltimore Colts
1973					1948				
13	329	Paul Metallo (UMass)	DB	Kansas City Chiefs	12		Clayton Lane (UNH)	T	Pittsburgh Steelers
1972					13		Carmen Ragonese (UNH)	B	Boston Yanks
5	113	Steve Furness (URI)	DE	Pittsburgh Steelers	24		Bruce Mather (UNH)	B	Boston Yanks
15	368	John Hulecki (UMass)	G	Pittsburgh Steelers	20 (AAFC)		Carmen Ragonese (UNH)	B	Baltimore Colts
15	370	Harold Parmenter (UMass)	DT	Denver Broncos					
1971									
4	92	Bubba Pena (UMass)	G	Cleveland Browns					
4	102	Vince Clements (UC)	RB	Minnesota Vikings					
15	365	Nick McGarry (UMass)	TE	Boston Patriots					
1970									
11	281	Gene Benner (UM)	WR	Cleveland Browns					
16	403	Steve Parnell (UMass)	WR	Atlanta Falcons					
1968									
1	11	Greg Landry (UMass)	QB	Detroit Lions					
12	308	Howie Small (URI)	C	Minnesota Vikings					
13	353	Frank Geiselman (URI)	FL	Green Bay Packers					
15	386	Jeff Kuhman (VER)	LB	Denver Broncos					
1967									
5	113	John Huard (UM)	LB	Denver Broncos					
15	380	Jack Schweberger (VER)	FL	New York Jets					
1966									
1		Milt Morin (UMass)	E	Cleveland Browns					
7		Bob Meers (UMass)	E	Minnesota Vikings					
15		Bob Ellis (UMass)	DE	Cleveland Browns					
18		Ed Toner (UMass)	T	Baltimore Colts					
3 (AFL)		Milt Morin (UMass)	E	San Diego Chargers					
3 (AFL-RS)		Ed Toner (UMass)	G	Boston Patriots					
10 (AFL-RS)		Bob Ellis (UMass)	HB	Boston Patriots					
1965									
16		Phil Vandersea (UMass)	FB	Green Bay Packers					
9 (AFL)		Jerry Whelchel (UMass)	QB	San Diego Chargers					
9 (AFL)		Phil Vandersea (UMass)	FB	Denver Broncos					
1964									
17 (AFL)		Fred Lewis (UMass)	HB	Oakland Raiders					
1963									
14		Alan Arbuse (URI)	T	Los Angeles Rams					
4 (AFL)		John Contoulis (UC)	T	New York Titans					
1962									
11		Dave Bishop (UC)	B	New York Giants					
16		John Contoulis (UC)	T	Minnesota Vikings					
18		Dave Cloutier (UM)	B	Dallas Cowboys					
1961									
8		Paul Lindquist (UNH)	T	Minnesota Vikings					
1959									
14		Roger Ellis (UM)	C	New York Giants					
1958									
18		Lennie King (UC)	B	Washington Redskins					
1957									
19		Paul Harasimowicz (VER)	T	Philadelphia Eagles					

CAA Football in the NFL Draft				
<i>(as members of the conference)</i>				
New Hampshire -- 15 - players drafted				
Highest				
3	69	Steve Doig, LB		Detroit
Most Recent				
5	168	Corey Graham, DB		Chicago
Maine -- 14 - players drafted				
Highest/Most Recent				
4	133	Jerron McMillian, DB		Green Bay
Rhode Island -- 12 - players drafted				
Highest				
5	113	Steve Furness, DE		Pittsburgh
Most Recent				
7	189	Bob White, T		New York Jets
Richmond -- 11 - players drafted				
Highest				
4	113	Shawn Barber, LB		Washington
Most Recent				
7	206	Justin Rogers, DB		Buffalo
Delaware -- 8 - players drafted				
Highest				
1	18	Joe Flacco, QB		Baltimore
Most Recent				
4	98	Gino Gradkowski, OL		Baltimore
James Madison -- 7 - players drafted				
Highest				
4	97	Curtis Keaton, RB		Cincinnati
Most Recent				
6	178	Arthur Moats, DL		Buffalo
6	203	Scotty McGee, KR		Jacksonville
Villanova -- 3 - players drafted				
Highest/Most Recent				
2	49	Ben Ijalana, OL		Indianapolis
William and Mary -- 4 - players drafted				
Highest				
2	60	Darren Sharper, DB		Green Bay
Most Recent				
6	184	Adrian Tracy, DL		New York Giants
7	234	Sean Lissemore, DL		Dallas
Towson -- 1 - player drafted				
Highest/Most Recent				
4	125	Jermion Bushrod, OL		New Orleans

Since 1947, numerous conference players have graduated into the ranks of the National Football League. Listed below are players who appeared in an Atlantic 10/Yankee Conference/CAA Football game and on an NFL active roster, practice squad, injured reserve list and physically unable to perform list between 1947-2012. This list will be updated throughout the NFL regular season.

Delaware

Name	Years	Team(s)	NFL seasons
Robbie Agnone (TE)	2006-08	Patriots	2009
		Falcons	2010
Mike Adams (DB)	2000-03	49ers	2004-06
		Browns	2007-10
Mike Cecere (DE)	1997-00	Jets	2001
Omar Cuff (RB)	2004-07	Buccaneers	2008
Joe Flacco (QB)	2006-07	Ravens	2008-10
Rich Gannon (QB)	1986	Vikings	1987-92
		Redskins	1993
		Chiefs	1995-98
		Raiders	1999-04
Jamin Elliott (WR)	1998-01	Bears	2002
		Patriots	2003
		Bears	2004
		Falcons	2007
Brandon Gilbeaux (DL)	2008-09	Buccaneers	2010
Tim Jacobs (CB)	1989-92	Browns	1993-95
		Dolphins	1996
		Bills	1987
Joe McGrail (DT)	1986	Buccaneers	1987
Jeff Modesitt (TE)	1986	Cardinals	2007-10
Ben Patrick (TE)	2006	Cardinals	2009
Ronald Talley (DE)	2007-08	Packers	2009
		Cardinals	2010

James Madison

Name	Years	Team(s)	NFL seasons
Alvin Banks (RB)	2003-06	Jets	2007
Dorian Brooks (OL)	2006-09	Steelers	2010
Macey Brooks (WR)	1993-96	Bears	1999
Mike Caussin (TE)	2006-09	Jaguars	2010
		Bills	2010
Dion Foxx (LB)	1993	Dolphins	1994-95
		Redskins	1995
Akeem Jordan (LB)	2003-06	Eagles	2007-10
Delvin Joyce (KR/PR)	1997-00	Giants	2002-04
Curtis Keaton (RB)	1998-99	Bengals	2000-01
		Saints	2002
Scotty McGee (DB)	2006-09	Jaguars	2010
Arthur Moats (DL)	2006-09	Bills	2010
Ed Perry (TE)	1993-96	Dolphins	1997-04
		Chiefs	2005
J.D. Skolnitsky (DE)	2006-08	Redskins	2009

Maine

Name	Years	Team(s)	NFL seasons
Jovan Belcher (LB)	2004-08	Chiefs	2009-10
Mike Buck (QB)	1986-89	Saints	1991-93
		Cardinals	1995
Stephen Cooper (LB)	1999-02	Chargers	2003-10
Thurlow Cooper (OL)	1954-56	Titans (AFL)	1960-62
Anthony Cotrone (FB)	2004-07	Jaguars	2008
Mike DeVito (DL)	2003-06	Jets	2007-10
Roger Ellis (C/LB)	1956-58	Titans/Jets (AFL)	1960-63
Mike Flynn (OG)	1993-96	Ravens	1998-07
Dan Jones (OL)	1989-92	Bengals	1993-95
Chris Keating (LB)	1976-78	Bills	1979-84
		Redskins	1985
Phil McGeoghan (WR)	1998-00	Broncos	2001
Brandon McGowan (DB)	2001-04	Bears	2005-08
		Patriots	2009-10
Kevin McMahan (WR)	2002-05	Panthers	2008
Matt Mulligan (TE)	2005-07	Titans	2008
		Jets	2009-10
Montell Owens (RB)	2002-05	Jaguars	2006-10
Daren Stone (DB)	2003-06	Falcons	2007
		Ravens	2008
Justin Strzelczyk (OL)	1986-89	Steelers	1990-98
Manch Wheeler (QB)	1959-61	Bills (AFL)	1962

New Hampshire

Name	Years	Team(s)	NFL seasons
Jerry Azumah (RB)	1995-98	Bears	1999-05
David Ball (WR)	2003-06	Jets	2007
Jason Ball (OL)	1998-01	Chargers	2002-03
Aaron Brown (WR)	2003-06	Saints	2007
Scott Curtis (LB)	1984-87	Eagles	1988
		Broncos	1989-90
		Lions	1982-84
		Patriots	1986-87
		Redskins	2002
		Raiders	1987
		Falcons	1993-94
		Chargers	1995-96
		Jets	1997-99
		Bears	2007-10
Corey Graham (DB)	2003-07	Cardinals	1977-80, 1983
Bruce Huther (LB)	1973-76	Browns	1981
		Bears	1982
		Cardinals	1987, 1989
		Dolphins	1988
		Patriots	1990
		Buccaneers	1984-85
		Saints	1987
		Steelers	2000-07
		Rams	2008
		Cardinals	2009
		Yankees (AFC)	1948
		Patriots (AFL)	1961
		Chiefs	1976-79
		Patriots	1992-96
		Panthers	2010
		Jaguars	2001
		Cowboys	2001-04
		Raiders	2005-06

Rhode Island

Name	Years	Team(s)	NFL seasons
Lou D'Agostino (FB)	1993-95	Jets	1996
Chy Davidson (WR)	1978-79	Jets	1981-82
Tony DeLuca (DT)	1980-83	Packers	1984
		Bills	1987
		Giants	2001-03
		Eagles	2003
		Steelers	1972-80
		Lions	1981
		Falcons	1974
		Steelers	1978-82
		Dolphins	1980
		Chiefs	1981
		Buccaneers	1982
		Dolphins	1987
		Steelers	1991
		Cowboys	1987-89
		Rams	1977
		Redskins	1978-80
		Chargers	1981
		Bears	1982
		Steelers	1987
		Vikings	2001
Dameon Reilly (WR)	1983-85		
Kevin Smith (DB)	1987-90		
Bob White (OL)	1982-85		
Jeff Williams (OL)	1973-76		
Ray Williams (DB)	1983-86		
Fearon Wright (DL)	1999-00		

Since 1947, numerous conference players have graduated into the ranks of the National Football League. Listed below are players who appeared in an Atlantic 10/Yankee Conference/CAA Football game and on an NFL active roster, practice squad, injured reserve list and physically unable to perform list between 1947-2012. This list will be updated throughout the NFL regular season.

Richmond

Name	Years	Team(s)	NFL seasons
Shawn Barber (LB)	1994-97	Redskins	1998-01
		Eagles	2002, 2006
		Chiefs	2003-05
		Texans	2007
		Patriots	1987
Bob Bleier (QB)	1986	Patriots	1987
Marvin Hargrove (WR)	1986-89	Eagles	1990
Tim Hightower (RB)	2004-07	Cardinals	2008-10
Brian Jordan (DB)	1986-87	Falcons	1989-91
Matt Joyce (OL)	1990-93	Seahawks	1995
		Cardinals	1996-00
Paris Lenon (LB)	1995-99	Lions	2001-04
		Packers	2002-05
		Lions	2006-08
		Rams	2009
		Cardinals	2010
Arman Shields (WR)	2004-07	Raiders	2008
Lawrence Sidbury (DE)	2005-08	Falcons	2009-10
Matt Snider (RB)	1994-98	Packers	1999
Stacy Tutt (RB)	2001-05	Jets	2006-07
Josh Vaughan (RB)	2005-08	Jaguars	2009
		Colts	2010
Seth Williams (DB)	2006-09	Panthers	2010
		Giants	2010

Towson

Name	Years	Team(s)	NFL seasons
Jermon Bushrod (OL)	2003-06	Saints	2007-10

Villanova

Name	Years	Team(s)	NFL seasons
Terry Butler (RB)	2001-04	Jets	2005
Brian Finneran (WR)	1994-97	Eagles	1999
		Falcons	2000-10
Christian Gaddis (OL)	2003-06	Bills	2007
		Colts	2008
		Bills	2009
		Falcons	2010
Brandyn Harvey (WR)	2006-09	Falcons	2010
Willie Oshodin (DE)	1989-91	Broncos	1992-95
Matt Sherry (TE)	2004-07	Bengals	2008
Ray Ventrone (DB)	2001-04	Patriots	2007-08
		Browns	2009-10
		Patriots	2010
Brian Westbrook (RB)	1997-01	Eagles	2002-09
		49ers	2010
Darrel Young (LB)	2005-08	Redskins	2009-10

William and Mary

Name	Years	Team(s)	NFL seasons
R.J. Archer (QB)	2006-09	Vikings	2010
Drew Atchison (TE)	2004-07	Dolphins	2008
David Caldwell (DB)	2006-09	Colts	2010
Derek Cox (CB)	2005-08	Jaguars	2009-10
Mike Leach (TE)	1998-99	Titans	2000-01
		Broncos	2002-08
Sean Lissimore (DL)	2006-09	Cardinals	2009-10
		Cowboys	2010
Darren Sharper (DB)	1993-96	Packers	1997-04
		Vikings	2005-08
		Saints	2009-10
Dominique Thompson (WR)	2001-04	Rams	2005-07
Adrian Tracy (DL)	2006-09	Giants	2010
Jude Waddy (LB)	1994-97	Packers	1998-99
		Buccaneers	2000

CAA Football Alumni -- NFL Head Coaches

Name	NFL Team	School (Seasons)
Mike Tomlin	Pittsburgh Steelers	William and Mary (1990-94)