

2012 Preview Table of Contents/Abbreviations

- 1 ____ Table of Contents /Media Information
- 2 ____ CAA Football Communications Directory
- 3 ____ CAA Football Biography
- 4 ____ CAA Football By The Numbers
- 5 ____ 2012 Composite Schedule
- 6-9 ____ Delaware Blue Hens
- 10-13 ____ Georgia State Panthers
- 14-17 ____ James Madison Dukes
- 18-21 ____ Maine Black Bears
- 22-25 ____ New Hampshire Wildcats
- 26-29 ____ Old Dominion Monarchs
- 30-33 ____ Rhode Island Rams
- 34-37 ____ Richmond Spiders
- 38-41 ____ Towson Tigers
- 42-45 ____ Villanova Wildcats
- 46-49 ____ William and Mary Tribe
- 50-61 ____ 2011 Season Recap
- 62-68 ____ 2011 Statistics
- 69-72 ____ Year-By-Year Standings
- 73-79 ____ All-Time Records

Abbreviations are used extensively throughout this preview when referring to current and former member institutions. The following is a complete listing of those abbreviations:

Abbreviation	School
BU	Boston University
UC	Connecticut
UD	Delaware
GSU	Georgia State
HOF	Hofstra
JMU	James Madison
UM	Maine
UMass	Massachusetts
UNH	New Hampshire
NU	Northeastern
ODU	Old Dominion
URI	Rhode Island
UR	Richmond
TU	Towson
VER	Vermont
VU	Villanova
WM	William and Mary

CAA Football's Online Community

1. CAAFootball.com
2. CAAFootballblog.com
3. facebook.com/CAAFootball
4. twitter.com/The_CAAFootball
-- @The_CAAFootball / #CAAFB
5. youtube.com/CAAFootball



2012 CAA Football Media Day - July 25 - M&T Bank Stadium - Baltimore, Md.

CAA Football will kick off the 2012 season at M&T Bank Stadium in Baltimore, Md., Wednesday, July 25. CAA Football head coaches and selected players from each team will be on hand to preview the upcoming season. Please contact Scott Meyer at the CAA Football office for registration details and visit CAA Football's Online Community July 25 for an inside look at the event while it's happening.

CAAFootball.com

CAAFootball.com features the latest videos, news and stories on all of the happenings around the conference, including the 11 football schools. Standings along with team-by-team and composite results are updated after each game. Video recaps and weekly highlight packages are posted each week. The site also contains television listings, past conference records and much more.

CAA Football – Checkout the Blog

CAA Football is offering an inside approach to its league's news on CAAFootballblog.com. Fans and members of the media can log on to find even more news on one of the top FCS leagues in country, in addition to what you would already find on CAAFootball.com.

CAA Football – Follow us on Twitter

Fans and members of the media are encouraged to follow CAA Football on Twitter: twitter.com/The_CAAFootball. Log on now and "follow" the league to get a look at one of the top collegiate football conferences in the country and be sure to tag all CAA Football related tweets with #CAAFB. CAA Football will tweet regularly throughout both the season and offseason.

CAA Football – Like us on Facebook

Fans and media members can now share their thoughts, ideas, photos and more on CAA Football's Facebook page: facebook.com/CAAFootball. Log on now and "like" us to get all sorts of information in your news feed. Feel free to comment on our posts, write on our wall and even share your pictures from gameday.

CAA Football – Watch us on YouTube

Fans and members of the media can see all of CAA Football's new media efforts on YouTube: www.youtube.com/CAAFootball. Log on now and subscribe to see the latest video productions from CAA Football.

CAA Football Pressbox

Located on CAAFootball.com, The CAA Football Pressbox is the official source for all CAA Football information for fans and members of the media. Check The CAA Football Pressbox each week for updated team-by-team weekly releases, two-deep charts, league and team stats as

well as other "media-type" information. CAA Football plans to archive the conference's weekly releases, each of our programs' weekly releases and each games flipcards in a printer-friendly format. Conference and team-by-team statistics as well as links to updated national rankings will be available on The CAA Football Pressbox and CAAFootball.com. Various audio clips in addition to head coach and player pictures as well as each team's logo and helmet illustration can be downloaded from The CAA Football Pressbox.

CAA Football Weekly Coaches' Media Teleconference

The CAA Football coaches will hold a weekly teleconference for the media beginning Monday, Aug. 27. The call will take place each Monday throughout the 2012 regular season and postseason. The scheduled calls will come to an end when the final CAA Football team completes its season in the 2012 NCAA Division I National Championships.

The teleconference will open with the release of the selected player of the week winners, a recap of the weekend and a preview of the upcoming week. CAA Football coaches will be available to answer questions beginning at 10:10 a.m. (ET). The weekly lineup will be determined prior to the first call of the 2012 season. Over the course of the season the league may incorporate a featured student-athlete segment at 12 p.m., should the demand dictate. The league office will announce when the student-athlete segment will be used in advance of the specific call.

Media representatives wishing to participate in the teleconference should contact Scott Meyer at the CAA Football office for the phone number and password. Any media members or fans tweeting comments made on the live teleconference (available each week on CAAFootball.com) are encouraged to use the CAA Football teleconference hashtag: #CAAFBtc. Audio files from each of the weekly teleconferences will be archived on The CAA Football Pressbox website shortly after the teleconference is completed.

Weekly Awards

CAA Football names Offensive, Defensive, Rookie and Special Teams Players of the Week each Monday morning during the season. Winners, announced at the beginning of the weekly teleconference, are chosen from nominations provided by CAA Football Media Relations personnel. The weekly honors release can be accessed by logging on to CAA Football's various online community sites at the beginning of each week in the regular season.

Annual Awards

All-CAA Football First, Second and Third Teams, Players of the Year on offense, defense and specials teams, Rookies of the Year on offense and defense and Coach of the Year are selected by a vote of the league's 11 head coaches at the conclusion of the regular season. The awards will be announced by the CAA Football office via release which can be accessed by logging on to CAA Football's various online community sites.

Communications Directory



CAA Football

caafotball.com | [@The_CAAFootball](https://twitter.com/The_CAAFootball) | facebook.com/CAAFootball | youtube.com/CAAFootball | caafotballblog.com
8625 Patterson Avenue / Richmond, VA / 23229 -- 804-754-1616
Contact: Scott Meyer, Assistant Commissioner / smeyer@caasports.com / (O) 804-525-1421 / (C) 804-922-7236

Delaware

bluehens.com | [@UDbluehens](https://twitter.com/UDbluehens) | facebook.com/DelawareBlueHens | youtube.com/UDBlueHens
Contact: Scott Selheimer, Assistant Athletics Director
selheim@udel.edu / (O) 302-831-8007 / (C) 302-562-5129 / (Pressbox) 302-831-6199



Georgia State

georgiastatesports.com | [@GSUPanthers](https://twitter.com/GSUPanthers) | facebook.com/GeorgiaStateUniversityAthletics
Contact: Allison George, Associate Athletics Director
ageorge@gsu.edu / (O) 404-413-4032 / (C) 678-595-7728 / (Pressbox) 404-223-4787



James Madison

jmusports.com | [@JMUSports](https://twitter.com/JMUSports) | facebook.com/JMUDukes
Contact: John Martin, Assistant Athletic Director
martinja@jmu.edu / (O) 540-568-6154 / (C) 540-476-1259 / (Pressbox) 540-568-6521



Maine

goblackbears.com | [@BlackBearsFB](https://twitter.com/BlackBearsFB) | facebook.com/UMBlackbears | youtube.com/UMBlackBears
Contact: Andrew Mahoney, Assistant Manager
andrew.mahoney@umit.maine.edu / (O) 207-581-4158 / (C) 813-298-9698 / (Pressbox) 207-581-1049



New Hampshire

unhwildcats.com | [@unhathletics](https://twitter.com/unhathletics) | facebook.com/UNHWildcats | youtube.com/UNHAthletics
Contact: Mike Murphy, Associate Director
mike.murphy@unh.edu / (O) 603-862-3906 / (C) 603-969-0774 / (Pressbox) 603-862-2645



Old Dominion

odusports.com | [@ODUFootball](https://twitter.com/ODUFootball) | facebook.com/ODUSports | youtube.com/odusports
Contact: Kimberly Zivkovich, Associate Director
kzivkovi@odu.edu / (O) 757-683-5520 / (C) 757-617-7757 / (Pressbox) 757-683-3842



Rhode Island

gorhody.com | [@RhodyFootball](https://twitter.com/RhodyFootball) | facebook.com/RhodyFootball | youtube.com/rhodeislandrams
Contact: Shane Donaldson, Coordinator
shane_donaldson@ds.uri.edu / (O) 401-874-2409 / (C) 508-509-7299 / (Pressbox) 401-481-6648



Richmond

richmondspiders.com | [@Spider_Football](https://twitter.com/Spider_Football) | facebook.com (search: Richmond Spiders Football) | youtube.com/richmondspiders
Contact: Scott Burns, Assistant Director
sburns2@richmond.edu / (O) 804-287-6313 / (C) 804-398-1726 / (Pressbox) 804-289-1780



Towson

towsontigers.com | [@TowsonTigers](https://twitter.com/TowsonTigers) | facebook.com/TowsonTigers | youtube.com/TheTowsonTigers
Contact: Dan O'Connell, Director
doconnell@towson.edu / (O) 410-704-3102 / (C) 410-382-4986 / (Pressbox) 410-704-3102



Villanova

villanova.com | [@NovaAthletics](https://twitter.com/NovaAthletics) | facebook.com/Novaathletics | youtube.com/NovaAthletics
Contact: Dean Kenefick, Associate Athletics Director
dean.kenefick@villanova.edu / (O) 610-519-6514 / (C) 610-308-4395 / (Pressbox) 610-519-5290



William and Mary

tribeathletics.com | [@TribeAthletics](https://twitter.com/TribeAthletics) | facebook.com (search: William and Mary Tribe Athletics) | youtube.com/TribeAthletics
Contact: Pete Clawson, Assistant Athletics Director
pmclaw@wm.edu / (O) 757-221-3369 / (C) 757-869-9323 / (Pressbox) 757-221-3414



8625 Patterson Avenue | Richmond, VA 23229 | 804-754-1616
 caafootball.com | caafootballblog.com | @The_CAAFootball / #CAAFB
 facebook.com/CAAFootball | youtube.com/CAAFootball

Two National Championships, four NCAA Championship game appearances, eight NCAA semifinal appearances and more than 30 postseason wins in five years under the CAA Football banner...Unprecedented numbers in terms of Football Championship Subdivision success. CAA Football raised the profile of what was once the Yankee Conference and later the Atlantic 10 Conference when it took the reins of the league in 2007. Now five years into the CAA's leadership the league has cemented itself as an FCS power conference in terms of on-the-field success, television exposure, marketability and success of its players at the next level.

CAA Football may have not been represented on the day of the 2012 NCAA Championship game, but it was certainly recognized on the eve of the contest. New Hampshire linebacker Matt Evans, Towson head coach Rob Ambrose and his rookie running back Terrance West helped CAA Football take home three of the four top national honors from The Sports Network. Evans, a junior in 2011, became the league's third Buck Buchanan National Defensive Player of the Year. Ambrose earned the league's sixth Eddie Robinson National Coach of the Year Award and West was the inaugural recipient of the Jerry Rice National Freshman of the Year honor.

The recognition of Towson's national award winning duo was fitting given what the Tigers were able to accomplish during the 2011 season. Ambrose and his squad logged one of the best turnarounds in all of college football, improving from a one-win campaign in 2010 to a 9-3 overall mark and the CAA Football outright league championship in 2011. The Tigers, picked to finish last in the league's preseason poll, finished 7-1 against league foes and ended 2011 ranked No. 9 in the country.

Towson's CAA Football championship made it one of five CAA Football programs to earn a berth in the NCAA Championship field, a mark no other FCS conference has ever equaled. James Madison and Old Dominion each garnered first round playoff victories helping CAA Football make up five of the final 16 teams in the NCAA's second round. Maine went on the road and topped perennial power Appalachian State in the second round, but the remaining four (James Madison, New Hampshire, Old Dominion and Towson) all stumbled. The Black Bears' season ended the next weekend when it lost at Georgia Southern in the NCAA quarterfinal round.

Although the league's 2011 postseason outcome fell short of previous benchmarks, its regular season successes did not. Richmond gave the league its ninth win over a BCS/FBS opponent in the last five

years when it upset Duke, 23-21, to open the 2011 season. CAA Football has won 17 contests against the upper level of major college football in the last 10 years. The league's regular season non-conference success was never better than in 2011, finishing 19-2 (.905) in matchups against FCS opponents outside of CAA Football.

The conference continued its stronghold in the national polls, showing at least seven teams ranked over a six-week stretch. In the Oct. 17 release of The Sports Network Top-25, a record nine CAA Football programs were ranked between No. 9 and No. 22. CAA Football ended the 2011 season with a national-best six teams among both Top-25 polls.

Beginning in 2012, CAA Football will kickoff a five-year agreement the Colonial Athletic Association inked with the NBC Sports Group in February. The broadcast agreement will provide CAA Football a minimum of five national television broadcasts on the NBC Sports Network and continue its regional television coverage with an additional 13 broadcasts using the Comcast SportsNet regional networks. The CAA and CAA Football is the first collegiate athletic conference to sign a broadcast agreement with the NBC Sports Network, which launched on January 2, 2012.

The league has earned 80 total playoff berths, including 37 in the last 10 seasons. Getting into the playoffs isn't where the success stops, as evidenced by 52 playoff wins since 2002. CAA Football has continued to make its presence felt at the national level by placing eight teams in the national semifinal round over the last five seasons, and advancing a team to the national title game four of the last five years.

Richmond's National Championship in 2008 and Villanova's 2009 title are the most recent championships for the league. In 2004, James Madison claimed the national championship with a 31-21 triumph over Montana, becoming the first team to reach the title game by winning three road playoff contests since the field expanded to 16 teams in 1986. Delaware rolled past Colgate 40-0 to capture the national championship in 2003, becoming the first team to ever post a shutout in the title game. No other conference has had two different teams win national titles in back-to-back years and CAA Football has done it twice (2003-04 & 2008-09). Massachusetts earned a national championship in 1998, beating perennial power Georgia Southern, 55-43.

Adding the honors won by Ambrose, Evans and West gives CAA Football a total of 22 individual accolades accumulated by standouts from the league. New Hampshire quarterback Ricky Santos (2006), William and Mary quarterback Lang Campbell (2004), Villanova running back Brian Westbrook (2001), Villanova wide receiver Brian Finneran (1997), New Hampshire running back Jerry Azumah (1998) and Towson running back Dave Meggett (1988) all have won the prestigious Walter Payton Award under the league banner. James Madison linebacker Derrick Lloyd (2001) and defensive lineman Arthur Moats (2009) each received the Buck Buchanan Award prior to Evans' honor in 2011. New Hampshire's Sean McDonnell (2005), James Madison's Mickey Matthews (1999 & 2008), Villanova's Andy Talley (1997) and Boston University's Dan Allen (1993) were Eddie Robinson National Coach of the Year Award winners from the league before Ambrose won the award in 2011. Delaware's K.C. Keeler (2010), Richmond's Mike London (2008), Matthews (2004), Massachusetts' Mark Whipple (1998) and Talley (1997 & 2009) have garnered the American Football Coaches Association National Coach of the Year honor.

Success beyond the collegiate playing field can be measured in numerous ways. CAA Football has had 100 players drafted by NFL franchises dating back to 1948. A total of 26 players have been selected in the draft over the last 10 years, including the league's second-highest draft pick ever -- former Delaware Blue Hen quarterback Joe Flacco (18th overall to the Baltimore Ravens in 2008). The league has also excelled in graduating student-athletes as 10 programs have earned NCAA Public Recognition Awards over the last three years for ranking among the Top 10 percent of the FCS in the NCAA's Academic Progress Rating system.

The CAA Football geographic footprint will encompass much of the East Coast during the 2012 season with schools located from Maine to Georgia. This season's members include Delaware, Georgia State, James Madison, Maine, New Hampshire, Old Dominion, Rhode Island, Richmond, Towson, Villanova and William and Mary. While CAA Football officially began March 1, 2007, its roots date back more than 60 years.

On December 3, 1946, the Code of the Yankee Conference went into effect. Established as an all-sports conference for the New England land grant colleges, the six charter members included Connecticut, Maine, Massachusetts, New Hampshire, Rhode Island and Vermont. Upon the formation of

Division I-AA football in 1978, the league disbanded all sports except football. Delaware and Richmond were admitted to the conference in 1986, Villanova was added in 1988 and James Madison, Northeastern and William and Mary joined the league in 1993. The Atlantic 10 assumed operation control of the conference from 1997-2006, with Hofstra becoming part of the league in 2001 and Towson joining the group in 2004.

	TOM YEAGER Commissioner
	CHUCK BOONE Director of Football Operations
	SCOTT MEYER Assistant Commissioner
	JIM MACONAGHY Officials Coordinator
	KATHLEEN BATTERSON Senior Associate Commissioner Internal Operations/SWA
	PETE HOCK Associate Commissioner Broadcast Services
	KELLY BOWMASTER Assistant Commissioner Creative Services/Video
	BOBBY BROYLES Assistant Director, Video Services
	CINDY WILLIAMS Chief Operating Officer



5 - National Championships

- Massachusetts - 1998 (55-43 over Georgia Southern)
- Delaware - 2003 (40-0 over Colgate)
- James Madison - 2004 (31-21 over Montana)
- Richmond - 2008 (24-7 over Montana)
- Villanova - 2009 (23-21 over Montana)



4 - National Championship Runners-up

- Massachusetts - 1978 (28-35 to Florida A&M)
- Massachusetts - 2006 (17-28 to Appalachian State)
- Delaware - 2007 (21-49 to Appalachian State)
- Delaware - 2011 (19-20 to Eastern Washington)

21 - Consecutive seasons of multiple berths in the NCAA Playoffs

- Longest active streak in FCS history (1991-2011)

80 - NCAA Playoff Berths

37 - NCAA Playoff Berths over the last 10 years

52 - NCAA Playoff Wins over the last 10 years

7 - NCAA Championship Final appearances over the last 9 years

7 - NCAA Championship Semifinal appearances over the last 5 years

6 - Walter Payton Award Winners

- Dave Meggett - Towson, 1988
- Brian Finneran - Villanova, 1997
- Jerry Azumah - New Hampshire, 1998
- Brian Westbrook - Villanova, 2001
- Lang Campbell - William and Mary, 2004
- Ricky Santos - New Hampshire, 2006



3 - Buck Buchanan Award Winners

- Derrick Lloyd - James Madison, 2001
- Arthur Moats - James Madison, 2009
- Matt Evans - New Hampshire, 2011



6 - Eddie Robinson National Coach of the Year Winners

- Dan Allen - Boston University, 1993
- Andy Talley - Villanova, 1997
- Mickey Matthews - James Madison, 1999
- Sean McDonnell - New Hampshire, 2005
- Mickey Matthews - James Madison, 2008
- Rob Ambrose - Towson, 2011



1 - Jerry Rice National Freshman of the Year Winners

- Terrance West - Towson, 2011



6 - American Football Coaches Association National Coach of the Year Winners

- Andy Talley - Villanova, 1997
- Mark Whipple - Massachusetts, 1998
- Mickey Matthews - James Madison, 2004
- Mike London - Richmond, 2008
- Andy Talley - Villanova, 2009
- K.C. Keeler - Delaware, 2010



6 - Members of the College Football Hall of Fame

- Charles Haley, James Madison
- Lou Holtz, William and Mary
- Dick MacPherson, Massachusetts
- Dave Nelson, Maine & Delaware
- Tubby Raymond, Delaware
- Eddie N. Robinson, Maine



337 - Sports Network All-Americans (Since 1987)

106 - American Football Coaches Association All-Americans (Since 1979)

100 - Players Drafted By NFL Franchises

2011 Sports Network National Award Winners

Two CAA Football standouts and the league's Coach of the Year garnered three of the four Sports Network National FCS honors following the 2011 season. From top to bottom below: Towson Head Coach Rob Ambrose was named the Eddie Robinson National Coach of the Year, New Hampshire junior linebacker Matt Evans was named the Buck Buchanan National Defensive Player of the Year and Towson freshman running back Terrance West was named the Inaugural Jerry Rice National Freshman of the Year.



Thursday, August 30

West Chester at Delaware
 South Carolina State at Georgia State
 New Hampshire at Holy Cross
 Towson at Kent State

Friday, August 31

Villanova at Temple

Saturday, September 1

St. Francis (Pa.) at James Madison
 Duquesne at Old Dominion
 Richmond at Virginia
 William and Mary at Maryland

Saturday, September 8

Delaware State at Delaware
 Georgia State at Tennessee
 Alcorn State at James Madison
 Maine at Boston College
 New Hampshire at Minnesota
 Old Dominion at Hampton
 Rhode Island at Monmouth
 Gardner-Webb at Richmond
 Fordham at Villanova
 Lafayette at William and Mary

Saturday, September 15

*Rhode Island at Villanova
 *William and Mary at Towson
 Bucknell at Delaware
 UT-San Antonio at Georgia State
 James Madison vs West Virginia (FedEx Field)
 Maine at Bryant
 Central Connecticut State at New Hampshire
 Campbell at Old Dominion
 Richmond at VMI

Saturday, September 22

*Delaware at William and Mary
 *James Madison at Rhode Island
 *New Hampshire at Old Dominion
 *Richmond at Georgia State
 Albany at Maine
 St. Francis (Pa.) at Towson
 Villanova at Penn

Saturday, September 29


*Delaware at New Hampshire
 *Georgia State at William and Mary
 *Old Dominion at Richmond
 *Villanova at Maine
 Rhode Island at Bowling Green
 Towson at Louisiana State

Saturday, October 6

*Maine at Delaware
 *New Hampshire at Georgia State
 *Richmond at Villanova
 *Towson at James Madison
 Brown at Rhode Island
 William and Mary at Penn

Saturday, October 13

*Georgia State at Rhode Island
 *Maine at Towson
 *Richmond at New Hampshire
 *Villanova at Old Dominion
 *William and Mary at James Madison



Saturday, October 20

*James Madison at Richmond
 *New Hampshire at Maine
 *Old Dominion at Towson
 *Rhode Island at Delaware
 *Villanova at Georgia State

Saturday, October 27

*Delaware at Old Dominion
 *Georgia State at James Madison
 *Maine at William and Mary
 *New Hampshire at Rhode Island
 *Towson at Villanova

Saturday, November 3

*James Madison at Maine
 *Old Dominion at Georgia State
 *Rhode Island at Richmond
 *Towson at Delaware
 *William and Mary at New Hampshire

Saturday, November 10

*Delaware at Richmond
 *Georgia State at Maine
 *James Madison at Villanova
 *Rhode Island at Towson
 *William and Mary at Old Dominion

Saturday, November 17

*Maine at Rhode Island
 *Old Dominion at James Madison
 *Richmond at William and Mary
 *Towson at New Hampshire
 *Villanova at Delaware

Saturday, November 24

NCAA Division I Football Championship First Round

Saturday, December 1

NCAA Division I Football Championship Second Round

Saturday, December 8

NCAA Division I Football Championship Quarterfinals

Friday & Saturday, December 14 & 15

NCAA Division I Football Championship Semifinals

Date To Be Determined

NCAA Division I Football Championship Title Game
 (FC Dallas Stadium; Frisco, Texas)

* - CAA Football Game
 Schedule Dates subject to change

Quick Facts

Location Newark, Del.
 Enrollment 16,000
 Nickname Blue Hens
 Website bluehens.com
 Twitter twitter.com/UDbluehens
 Facebook facebook.com/DelawareBlueHens
 Stadium Tubby Raymond Field at Delaware Stadium
 Stadium Capacity 22,000
 Stadium Surface Artificial Grass
 President Dr. Patrick E. Harker
 Athletics Director Bernard Muir
 Head Coach K.C. Keeler (Delaware, 1981)
 Football Contact Scott Selheimer, Assistant Athletics Director/Sports Information
 Football Contact Office Phone/Email 302-831-8007/selheim@udel.edu
 Offensive Starters Returning/Lost 4/7
 Defensive Starters Returning/Lost 9/2

2011 Results (7-4, 5-3 CAA)

Home Stadium: Delaware Stadium (22,000)

Home: 5-1 Away: 1-3 vs. Top 25 (TSN/F): 2-0 vs. Top 25 (Coach): 2-0
 Total Home Attendance: 114,111 Average Home Attendance: 19,019

Sept. 3	{5/5}	at Navy [CBSSPN]	L 17-40	34,117
Sept. 10	{8/7}	West Chester	W 28-17	19,593
Sept. 17	{7/7}	Delaware State {rv/-}	W 45-0	18,011
Sept. 24	{7/6}	*Old Dominion [TCN/CSN-NE/COX11] {rv/rv}	W 27-17	16,789
Oct. 1	{6/5}	*at Maine [WABI] {rv/-}	L 17-31	6,000
Oct. 8	{13/11}	*William and Mary {9/9}	W 21-0	17,808
Oct. 15	{9/8}	*Massachusetts [TCN/CSN-NE] {rv/rv}	L 10-21	21,902
Oct. 22	{16/13}	*at Rhode Island	L 34-38	6,222
Oct. 29	{21/20}	*at Towson [TCN/CSN-NE] {13/14}	W 35-30	8,122
Nov. 12	{15/17}	*Richmond [TCN/CSN-NE] {rv/-}	W 24-10	20,008
Nov. 19	{15/17}	*vs Villanova [TCN/CSS]	W 26-16	14,107

CAA Team's Coaches & Sports Network Rankings listed prior to Opponent/Opponent's Coaches & Sports Network Rankings listed after Opponent at time game was played



BLUE HENS HEAD COACH
K.C. KEELER
10 SEASONS (2002-2011)

Collegiate Overall Record (Years) 169-67-1 (18 years)
Record at CAA Football Schools (Years) 81-46 (10 years)
Record in CAA Football Games (Years) 47-35 (10 years)

Delaware Coaching Staff

Nick Rapone Defensive Coordinator/Safeties
 Jim Hoffer Offensive Coordinator/Quarterbacks
 Brian Ginn Pass Game Coordinator/Wide Receivers
 Kirk Ciarrocca Running Backs
 Henry Baker Cornerbacks
 Gregg Perry Offensive Line
 Phil Pettite Defensive Line
 Brad Sherrod Linebackers
 Frank Law Defensive Line Assistant
 TBA Tight Ends

2012 Schedule

Date	Opponent	Location	Series Record
Aug. 30	West Chester	Newark, Del.	46-6-1
Sept. 8	Delaware State	Newark, Del.	3-0
Sept. 15	Bucknell	Newark, Del.	22-11
Sept. 22	*at William and Mary	Williamsburg, Va.	21-15
Sept. 29	*at New Hampshire	Durham, N.H.	20-10
Oct. 6	*Maine	Newark, Del.	23-8
Oct. 20	*Rhode Island	Newark, Del.	19-8
Oct. 27	*at Old Dominion	Norfolk, Va.	1-0
Nov. 3	*Towson	Newark, Del.	9-4
Nov. 10	*at Richmond	Richmond, Va.	20-8
Nov. 17	*Villanova	Newark, Del.	21-23-1




TRAVIS HAWKINS




NIHJA WHITE



ANDREW PIERCE



PAUL WORRILOW




TRAVIS HAWKINS
 ROCKVILLE, MD.
 UNIVERSITY OF MARYLAND

DB	5-10	195	JR
----	------	-----	----

YEAR	GP	S-A-Tackles	SK/TFL	Int	PBU	FF/FR
2010 (Univ. Md)	8	0-2-2	0.0/0.0	0	0	0/0
2011	11	41-11-52	0.0/2.0	4	9	0/0
Career	11	41-13-54	0.0/2.0	4	9	0/0

- Enjoyed outstanding season in first year at Delaware after transfer from University of Maryland
- Earned 2nd team All-Colonial Athletic Association honors
- Ranked No. 2 in the CAA in passes defended (13), No. 6 in interceptions (4), and was No. 20 among defensive backs in tackles (52)
- Leads UD defensive secondary that returns all four starters
- Ranked 11th in the NCAA and 2nd in the CAA in kickoff returns with 27.6 average
- Returned kickoff 86 yards for a touchdown vs. Towson for the 17th longest return in school history
- Posted season-high 10 tackles vs. UMass



NIHJA WHITE
 WAYNE, PA.
 CONESTOGA HIGH SCHOOL

WR	6-2	205	SR
----	-----	-----	----

YEAR	GP	No.	Yds	TD	Long	Avg/G	Avg/C
2009	10	21	238	2	39	23.80	11.33
2010	15	60	752	6	51	50.13	12.53
2011	10	50	673	4	59	67.30	13.46
Career	35	131	1663	12	59	47.51	12.69

- Pre-Season College Football Performance Awards nominee
- 2nd team All-Colonial Athletic Association in 2011
- Ranked No. 3 in the CAA in receiving yards per game (67.3) and No. 4 in receptions (5.0) in 2011
- Trying to become first player to lead UD in receiving three straight years since former NFL player Jamin Elliott in 1999-2001
- Ranks No. 9 all-time at Delaware for career receptions, No. 11 in receiving yards, and No. 11 in touchdowns



ANDREW PIERCE
 BRIDGETON, N.J.
 CUMBERLAND REGIONAL HIGH SCHOOL

RB	5-11	200	JR
----	------	-----	----

YEAR	GP	No.	Yds	TD	Long	Avg/G	Avg/C
2010	15	329	1655	14	40	110.33	5.03
2011	11	279	1279	16	44	116.27	4.58
Career	26	608	2934	30	44	112.85	4.83

- Pre-Season Walter Payton Award Candidate
- Two-time All-CAA selection (1st team in '10/2nd team in '11)
- Ranked 13th in NCAA and 3rd in CAA in rushing (116.4 yds/pg) and 11th in NCAA and 2nd in CAA in scoring (8.7 ppg) in 2011
- 12-time CAA Player/Rookie of the Week Winner
- 2010 3rd team The Sports Network All-American; ECAC All-East Freshman of the Year; and CAA Rookie of the Year
- Ranks No. 4 on active FCS career rushing list with 2,984 yards AND No. 4 on UD career rushing yardage list and No. 8 for touchdowns
- Needs 16 yards rushing and 26 receptions to become only second player in UD history with 3,000 yards rushing and 100 receptions



PAUL WORRIOW
 WILMINGTON, DEL.
 CONCORD HIGH SCHOOL

LB	6-0	230	SR
----	-----	-----	----

YEAR	GP	S-A-Tackles	SK/TFL	Int	PBU	FF/FR
2009	11	36-24-60	0.0/4.0	0	1	0/2
2010	15	45-68-113	2.0/10.0	0	3	2/2
2011	11	55-42-97	1.0/11.0	1	2	1/1
Career	37	136-134-270	3.0/25.0	1	6	3/5

- Pre-Season Buck Buchanan Award National Defensive Player of the Year Award Nominee
- Two-time All-CAA selection (2nd team in '11; 3rd team in '10)
- Has led team in tackles two straight years and looking to become first UD player to lead team three straight years since LB Dan Mulhern in 2000-02
- Has started at both outside and middle linebacker spots
- Led team with 97 tackles and 11 tackles for loss in 2011 and had 10 or more tackles four times
- AFCA Good Works Award nominee who has donated bone marrow blood cells
- Ranked 9th in the CAA in tackles in 2011 (8.8) and 7th in tackles for loss (1.0)
- Ranks No. 18 on UD career tackles list and No. 4 in forced fumbles

Playing Career

1977-80 University of Delaware

Coaching Career

1981 Assistant Coach, Amherst College
 1986-87 Assistant Coach, Rowan University
 1988-92 Offensive Coordinator, Rowan University
 1993-01 Head Coach, Rowan University
 2002- Head Coach, University of Delaware

Personal

Birthdate

July 26, 1959

Hometown

Emmaus, Pa.

Alma Mater


Delaware '81

Wife

Janice

Children

Kate, Jackson



Keeler's Year-By-Year Record

Year	School	Record	Conf./Finish	Postseason
1993	Rowan	11-2		NCAA (Div. III) Finals
1994	Rowan	6-3		
1995	Rowan	10-3-1		NCAA (Div. III) Finals
1996	Rowan	10-3		NCAA (Div. III) Finals
1997	Rowan	11-1		NCAA (Div. III) Semis
1998	Rowan	10-3		NCAA (Div. III) Finals
1999	Rowan	12-2		NCAA (Div. III) Finals
2000	Rowan	7-2		
2001	Rowan	11-2		NCAA (Div. III) Semis
Rowan Totals		88-21-1 (.805)		
2002	Delaware	6-6	4-5/T6th	
2003	Delaware	15-1	8-1/T1st	NCAA Champions
2004	Delaware	9-4	7-1/T1st (South)	NCAA Qtrs
2005	Delaware	6-5	3-5/T3rd (South)	
2006	Delaware	5-6	3-5/T4th (South)	
2007	Delaware	11-4	5-3/T3rd (South)	NCAA Finals
2008	Delaware	4-8	2-6/5th (South)	
2009	Delaware	6-5	4-4/T4th (South)	
2010	Delaware	12-3	6-2/T1st	NCAA Finals
2011	Delaware	7-4	5-3/T5th	
Delaware Totals		81-46 (.638)		
Career Record		169-67-1 (.715)		

All-Time Delaware Coaching Records

Coach	Years	Record	Pct.	Conf.	Pct.
No Coach	1889-97	15-22-4	.415		
Herbert L. Rice	1898-01	14-15-2	.484		
C.A. Short	1902, 06	8-6-2	.563		
Nathan A. Mannakee	1903-05	8-13-2	.391		
E. Pratt King	1907	0-5-1	.083		
William J. McAvoy	1908-16, 22-24	42-43-13	.495		
Stan Baumgartner	1917	2-5	.286		
Lt. Milton Arronwitz	1918	2-5	.286		
H.B. Shipley	1919-20	5-10-2	.353		
Sylvester R. Derby	1921	5-4	.556		
R.M. Forstburg	1925-27	9-14-1	.396		
Joseph J. Rothrock	1928	2-6	.250		
A.B. Ziegler	1929-30	6-10-2	.389		
Charles Rogers	1931-33	12-9-4	.560		
J. Neil Stahley	1934	4-3-1	.563		
Lyal W. Clark	1935-37	5-18-1	.229		
Stephen J. Grenda	1938-39	4-12	.250		
William D. Murray	1940-42, 46-51	49-16-2	.746		
David M. Nelson	1952-65	84-42-2	.664		
Tubby Raymond	1966-01	300-119-3	.714	89-38	.701
K.C. Keeler	2002-	81-46	.638	47-35	.573

2012 Team Information

Total No. of Starters Returning: 14

Offense: 4

..... QB - Tim Donnelly
 OT - Brandon Heath
 RB - Andrew Pierce
 WR - Nihja White

Defense: 9

..... CB - Marcus Burley
 SS - Tim Breaker
 LB - Patrick Callaway
 DE - Ethan Clark
 CB - Travis Hawkins
 DT - Irv Titre
 FS - Ricky Tunstall
 DT - Laith Wallschleger
 LB - Paul Worriolow

Special Teams: 2

..... K - Sean Baner
 P - Rauley Zaragoza

Total No. of Starters Lost: 9

Offense: 7

..... OT - Shea Allard
 OG - Gino Gradkowski
 C - Rob McDowell
 OG - Will Nagle
 TE - Colin Naugle
 WR - Bobby Russo
 WR - Mark Schenauer

Defense: 2

..... DE - Michael Atunrase
 LB - Andrew Harrison

Special Teams: 0

NOTE: Special Teams include kickers and punters only.

2012 Newcomers

Name	Pos.	Ht./Wt.	Hometown/HS (Last School)
Connor Bozick	OL	6-5/300	Seyern, Md./DeMatha
Craig Brodsky	DB	5-11/195	Orange Park, Fla./Fleming Island
Sam Collura* (RFr.)	OL	6-4/288	Elkridge, Md./Dematha (Pittsburgh)
Mark Doe	WR	5-9/165	Collingdale, Pa./Academy Park
Eric Enderson	K/P	6-1/185	Hampton, Va./Phoebus
Simba Gwashavanhu	WR	6-1/180	Gaithersburg, Md./Gaithersburg
Vince Hollerman	DE	6-2/235	Woodbine, Ga./Camden County
Trent Hurley* (So.)	QB	6-4/220	Connellsville, Pa./Greensburg Central Catholic (Bowling Green)
Will Lewis	OL	6-4/265	Jacksonville, Fla./Bishop Kenny
Andrew Peterson	WR	6-3/185	Newark, Del./Charter School of Wilmington
Josh Plummer	DL	6-2/200	Saint Mary's, Ga./Camden County
Jalen Randolph	RB	6-1/230	Ridley Park, Pa./Ridley

* Transfer Student-Athlete enrolled at Delaware Spring 2012

Blue Hens Roster

No.	Name	Pos.	Ht./Wt.	Cl.	Hometown (HS/Last School)
1	Travis Hawkins	Jr.	DB	5-10/195	Rockville, Md./Quince Orchard (Maryland)
2	Jesse Diaz	Jr.	QB	6-0/215	Los Angeles, Calif./Theodore Roosevelt
2	Marcus Burley	Sr.	DB	5-10/185	Richmond, Va./Highland Springs
3	Tim Breaker	Sr.	DB	6-0/195	Pilesgrove, N.J./Glassboro
4	Ricky Tunstall	Sr.	DB	5-11/188	Bridgeton, N.J./Glassboro
5	Rob Jones	Sr.	WR	5-10/185	Tampa, Fla./Armwood
7	Kyle Hunte	Sr.	LB	6-2/215	Brookline, Mass./Brookline (Northeastern)
8	Justin Burns	So.	QB	6-5/215	Alpharetta, Ga./Alpharetta
9	Tim Donnelly	Sr.	QB	6-4/200	Myrtle Beach, S.C./Stephen Decatur (Md.)
10	Paul Worriolow	Sr.	LB	6-0/230	Wilmington, Del./Concord (Coffeyville CC)
11	Jake Giusti	Jr.	DB	5-11/185	Neptune Beach, Fla./Fletcher
12	Trent Hurley	So.	QB	6-4/220	Connellsville, Pa./Greensburg Cent. Cath. (Bowling Green)
13	Trevor Sasek	Jr.	QB	6-6/220	Limerick, Pa./Spring-Ford
14	Laquan James	Sr.	DB	5-11/185	Syracuse, N.Y./Cicero-North Syracuse (Nassau CC)
15	Blair Menefee	So.	DB	5-11/195	Newark, Del./Hodgson
16	Sam Miller	Fcr	RB	5-7/162	Los Angeles, Calif./Windward School
17	Josh Morris	Sr.	DB	5-9/190	Wilmington, Del./Concord (Mississippi State)
17	Eric Platt	Fcr	QB	6-1/180	Coral Gables, Fla./Belen Jesuit
18	Mike Milburn	Jr.	WR	6-4/218	Bowie, Md./DeMatha
19	Nihja White	Sr.	WR	6-2/205	Wayne, Pa./Conestoga
20	Sean Baner	Jr.	K/P	6-1/195	Southampton, Pa./William Tennent
21	Chris Cordivari	Fcr	WR	6-1/185	Dowlingtown, Pa./Bishop Shanahan
22	Leon Jackson	Sr.	LB	6-1/200	Jacksonville, Fla./Edward White
23	Garrett Greenway	Fcr	K	5-8/155	Encinitas, Calif./La Costa Canyon
24	Mike Hirt	Sr.	LB	6-1/225	Pittsburgh, Pa./North Hills
25	Mark Bailey	So.	K	5-10/155	Newark, Del./Glasgow
26	Ryan Cobb	So.	TE	6-1/220	Saddle River, N.J./Don Bosco Prep (Virginia)
27	Julian Laing	Sr.	RB	6-0/183	New Castle, Del./Timber Creek (N.J.) (Lackawanna CC)
28	David Hayes	Sr.	RB	5-9/190	Howell, N.J./Howell
30	Andrew Pierce	Jr.	RB	5-11/200	Bridgeton, N.J./Cumberland Regional
31	Jerel Harrison	Fcr	WR	6-0/205	Richmond, Va./Varina
32	Carl Smith	Sr.	LB	6-1/220	Richmond, Va./Highland Springs
34	Walter Davis	Jr.	RB	5-8/185	Seaford, Va./Ocean Lakes
35	Ryan Higgins	Jr.	DB	5-10/195	Roseland, N.J./West Essex (Montclair State)
36	Michael Johnson	So.	WR	6-2/205	Gainesville, Fla./Gainesville
37	Jessel Curry	Jr.	LB	6-1/215	Buford, Ga./Buford (Auburn)
38	Brandon Cheaton	So.	DB	6-2/195	Middletown, Del./Caravel
39	Rauley Zaragoza	Sr.	P	6-2/170	Azusa, Calif./Azusa (Citrus College)
41	Derek Coleman	Jr.	DB	5-8/165	Woodstock, Md./Marriott Ridge
42	Rick Bell	Fcr	WR	6-0/175	Wilmington, Del./Salesianum
43	Joe Furlong	So.	WR	6-2/210	Audubon, N.J./Audubon
44	Derek Battle	So.	LB	6-2/185	Charlotte, N.C./Providence
46	Laith Wallschleger	So.	DL	6-4/270	Alexandria, Va./St. Stephen's & St. Agnes
47	Jake Campbell	So.	DB	5-11/205	Hershey, Pa./Hershey
48	Eric Farkas	Fcr	DB/K	6-0/185	Heathrow, Fla./Seminole
52	Kyle Gayle	So.	LB	6-2/210	Montclair, N.J./Montclair
53	Jamaul Christopher	Jr.	DL	6-2/255	Jacksonville, Fla./Fletcher
54	Jake Geiser	So.	OL	6-3/275	Columbia, Md./DeMatha
56	Bobby Kennedy	Jr.	OL	6-4/295	Newark, Del./Caravel
57	Jeff Williams	Fcr	LB	6-2/186	Freeport, N.Y./Freeport
58	Patrick Callaway	So.	LB	5-10/205	Decatur, Ga./Martin Luther King
60	Jake Reynolds	Fcr	LB	6-3/245	Frisco, Tex./Trinity Christian Academy
61	Justin Glenn	Fcr	OL	6-3/250	Newark, Del./A.I. duPont
62	Cameron Njomo	Fcr	OL	6-4/305	Purcellville, Va./Blue Ridge
64	Rob Ergenzinger	Fcr	OL		Georgetown, Del./Sussex Central
65	Eddie Herr	Jr.	LS	6-3/245	Elkton, Md./Elkton
67	JD Dzurko	So.	OL	6-3/280	North Wales, Pa./North Penn
69	Ben Curtis	Fcr	OL	6-5/260	Columbia, Md./Calvert Hall
70	Nick Sulpizio	So.	DL	5-11/240	Glassboro, N.J./Eastern Regional
71	Sam Collura	Fcr	OL	6-4/290	Elkridge, Md./DeMatha Catholic (Pittsburgh)
72	Jeff Haas	Jr.	OL	6-6/325	Palermo, N.J./Ocean City
73	Matt Becker	Jr.	OL	6-6/305	Herndon, Va./Jefferson
74	Alessio Azzari	So.	DL	6-4/240	Mullica Hill, N.J./Gloucester Catholic
76	Christian Marchena	Fcr	OL	6-2/285	Hazlet, N.J./Raritan
77	Brandon Heath	Jr.	OL	6-6/300	West Chester, Pa./Henderson
78	Erle Ladson	Jr.	OL	6-6/330	Bronx, N.Y./Cardinal Hayes
79	Nick Cattoico	Jr.	OL	6-4/335	Delran, N.J./Delran
80	Cody Magill	Jr.	TE	6-4/245	Darnestown, Md./Quince Orchard
81	D.J. Owens	Fcr	WR	6-6/205	Joppa, Md./John Carroll
82	Matt Rodriguez	Fcr	TE	6-4/230	Lake Worth, Fla./Park Vista
83	Brandon Favro	Fcr	WR	5-9/172	Egg Harbor Twp./Egg Harbor Twp. (SUNY-Maritime)
84	Stephen Clark	So.	WR	6-2/170	Hampton, Va./Bethel
86	Nick Boyle	So.	TE	6-4/235	Wantage, N.J./High Point Regional
88	Sam Feleccia	So.	TE	6-3/230	Ambler, Pa./LaSalle
89	Corey Olsen	Jr.	TE	5-11/225	Wilmington, Del./St. Mark's
90	Quincy Barr	Sr.	DL	6-3/265	Brandon, Fla./Riverview (Hofstra)
91	David Tinsley	Fcr	DL	6-0/270	Seffner, Fla./Armwood
92	Alex Pihakis	Jr.	DL	6-0/265	Bridgeville, Pa./Canon-McMillan
95	Travis Tirrell	Fcr	DL	6-0/290	Millsboro, Del./Delmarva Christian
96	Derrick Saulsberry	So.	DL	6-3/238	St. Mary's, Ga./Camden County
98	Logan Shultz	So.	DL	6-3/280	Orrtanna, Pa./Gettysburg
99	Irv Titre	Jr.	DL	6-0/285	Riviera Beach, Fla./Dwyer

Quick Facts

Location Atlanta, Ga.
 Enrollment 32,000
 Nickname Panthers
 Website georgiastatesports.com
 Twitter twitter.com/GSUPanthers
 Facebook facebook.com/GeorgiaStateUniversityAthletics
 Stadium Georgia Dome
 Stadium Capacity (Lower Bowl) 28,155
 Stadium Surface Artificial Grass
 President Dr. Mark P. Becker
 Athletics Director Cheryl L. Levick
 Head Coach Bill Curry (Georgia Tech, 1965)
 Football Contact Allison George, Associate Athletics Director/Communications
 Football Contact Office Phone/Email 404-413-4032/ageorge@gsu.edu
 Offensive Starters Returning/Lost 6/5
 Defensive Starters Returning/Lost 4/7

2011 Results (3-8)

Home Stadium: Georgia Dome (28,155)

Home: 3-3 Away: 0-5 vs. Top 25 (TSN/F): 0-1 vs. Top 25 (Coach): 0-1
 Total Home Attendance: 85,713 Average Home Attendance: 14,286

Sept. 2	Clark Atlanta	W 41-7	26,273
Sept. 10	{rv/-} Old Dominion [CSS/TCN/CSN-NE/CSN-MA+/-COX11] {rv/-}	L 17-40	11,701
Sept. 17	at Jacksonville State [CSS] {17/16}	L 21-37	17,618
Sept. 24	at Houston [CSS]	L 0-56	32,005
Oct. 8	Murray State [GPTV] {rv/-}	L 24-48	10,963
Oct. 15	at South Carolina State {rv/-}	L 13-23	11,517
Oct. 22	South Alabama {rv/-}	W 27-20 (10T)	14,086
Oct. 29	at Texas-San Antonio [LHN]	L 14-17 (10T)	25,977
Nov. 5	St. Francis	L 27-30 (10T)	11,565
Nov. 12	at West Alabama	L 23-30	6,253
Nov. 19	Campbell	W 42-35	11,125

CAA Team's Coaches & Sports Network Rankings listed prior to Opponent/Opponent's Coaches & Sports Network Rankings listed after Opponent at time game was played



**PANTHERS HEAD COACH
 BILL CURRY
 2 SEASONS (2010-2011)**

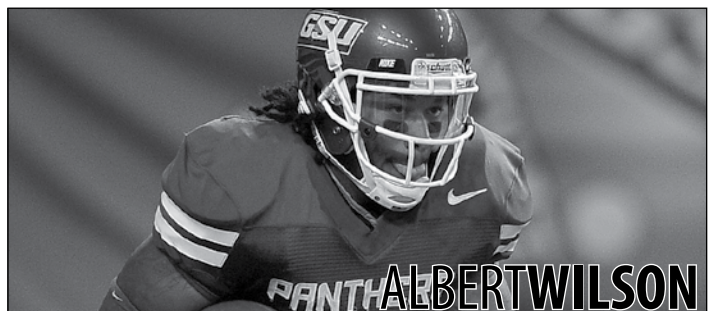
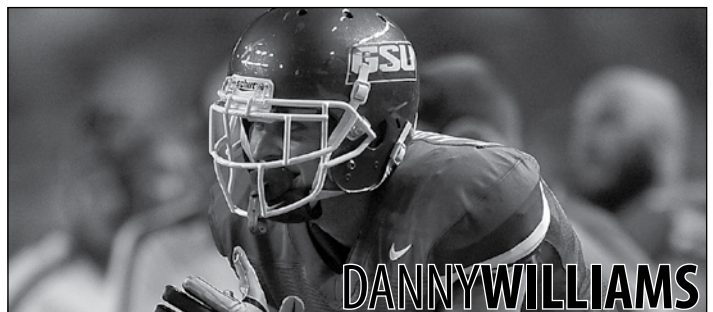
Collegiate Overall Record (Years) 92-118-4 (19 years)
Record at CAA Football Schools (Years) First Year
Record in CAA Football Games (Years) First Year

Georgia State Coaching Staff

George Pugh Associate Head Coach/Recruiting Coordinator/Wide Receivers
 Anthony Midget Defensive Coordinator/Secondary
 John Bond Offensive Coordinator/Quarterbacks
 Joe Hamilton Running Backs
 Craig Harmon Tight Ends/Offensive Line Assistant
 Jason French Special Teams Coordinator/Inside Linebackers
 Mike Riddle Offensive Line
 Ricky Thomas Defensive Ends
 Chris Ward Defensive Tackles
 Ryan Zimmerman Outside Linebackers/Specialists
 Ben Pollard Assistant AD for Speed, Strength & Conditioning

2012 Schedule

Date	Opponent	Location	Series Record
Aug. 30	South Carolina State	Atlanta, Ga.	0-1
Sept. 8	at Tennessee	Knoxville, Tenn.	First Meeting
Sept. 15	Texas-San Antonio	Atlanta, Ga.	0-1
Sept. 22	*Richmond	Atlanta, Ga.	First Meeting
Sept. 29	*at William and Mary	Williamsburg, Va.	First Meeting
Oct. 6	*New Hampshire	Atlanta, Ga.	First Meeting
Oct. 13	*at Rhode Island	Kingston, R.I.	First Meeting
Oct. 20	*Villanova	Atlanta, Ga.	First Meeting
Oct. 27	*at James Madison	Harrisonburg, Va.	First Meeting
Nov. 3	*Old Dominion	Atlanta, Ga.	0-2
Nov. 10	*at Maine	Orono, Maine	First Meeting





MARK HOGAN
 MATTHEWS, N.C.
 LINCOLN SUDBURY HIGH SCHOOL

LB	5-11	202	JR
----	------	-----	----

YEAR	GP	S-A-Tackles	SK/TFL	Int	PBU	FF/FR
2010	11	21-33-54	0.5/2.5	1	1	0/1
2011	10	41-15-56	2.0/5.0	1	1	0/0
Career	21	62-48-110	2.5/7.5	2	2	0/1

- GSU's top returning tackler with 56 hits in 2011, including five tackles for loss and two sacks
- Has 110 career tackles to rank second in GSU history and has two career interceptions
- Made perhaps the biggest defensive play of GSU's 2011 season vs. South Alabama with his game-ending interception in the second overtime. Also grabbed an interception at the end of regulation that appeared to end the game but was nullified by a dead-ball penalty on USA
- Made 54 tackles for Georgia State's inaugural team in 2010, including a career-high 10 against Old Dominion
- Georgia State's first scholarship football player when he enrolled in January 2009. Spent that semester as a team of one.
- Played for the GSU baseball team in the spring of 2012. Left-handed hitting outfielder who started 23 games and batted .321



DANNY WILLIAMS
 ORLANDO, FLA.
 BOONE HIGH SCHOOL

WR	6-4	200	JR
----	-----	-----	----

YEAR	GP	No.	Yds	TD	Long	Avg/G	Avg/C
2010	11	54	649	5	47	59.0	12.0
2011	11	30	485	3	56	44.1	16.2
Career	22	84	1134	8	56	51.5	13.5

- Has caught at least one pass in every GSU game (22 straight)
- The leading receiver in GSU history with career totals of 84 catches for 1,134 yards and eight touchdowns, all Panther records.
- Second on 2011 team with 30 receptions for 485 yards and three TD
- Hauled in a career-long 56-yard touchdown pass against Campbell (11-19-11). Finished with four catches for 92 yards.
- GSU's leading receiver in 2010 with 54 receptions for 649 yards and five TD. Averaged 4.9 catches and 59.0 yards per game.
- Became the Panthers' first-ever 100-yard receiver with eight catches for 101 yards in 2010 win over Morehead State



DONALD RUSSELL
 WEST PALM BEACH, FLA.
 DWYER HIGH SCHOOL

RB	5-11	212	SR
----	------	-----	----

YEAR	GP	No.	Yds	TD	Long	Avg/G	Avg/C
2009 (UK)	5	13	137	1	79	27.4	10.5
2010 (UK)	12	64	293	2	25	24.4	4.6
2011	10	165	665	9	32	66.5	4.0
Career	27	242	1095	12	79	40.6	4.5

- GSU's leading rusher in 2011 with 665 yards on 128 carries, despite missing almost two full games to injury
- Led the team with nine touchdowns (the GSU career record), and scored at least once in the first seven games he played for GSU
- Became the first 100-yard rusher in school history when he gained a then school-record 136 yards on 20 carries in win over South Alabama. Scored the game-winning TD on an eight-yard run in the second overtime.
- Carried the ball on every GSU play on two OT possessions against South Alabama, gaining 43 yards on five carries
- Joined the program in 2011 after transferring from Kentucky, where he spent two seasons as a backup



ALBERT WILSON
 PORT ST. LUCIE, FLA
 PORT ST. LUCIE HIGH SCHOOL

WR	5-9	195	JR
----	-----	-----	----

YEAR	GP	No.	Yds	TD	Long	Avg/G	Avg/C
2010	10	19	294	2	51	29.4	15.5
2011	9	37	772	6	78	85.8	20.9
Career	19	56	1066	8	54	56.1	19.0

- Explosive athlete who is the Panthers' most versatile weapons as a receiver and return specialist
- Career totals of 56 receptions and 1,066 receiving yards, both second to Danny Williams in GSU annals.
- His eight touchdown catches are tied for the GSU career record. All eight are 28 yards or longer, including three over 50 yards.
- GSU's career leader in all-purpose yards 2,142 yards (112.7 pg).
- Eighth in the nation in punt returns (11.9), 20th in receiving yards per game (85.8) and 29th in all-purpose yards in 2011
- Career-high eight catches for 120 yards, including a 33-yard TD catch, at West Alabama (12-11-11). Totalled 182 all-purpose yards.
- Averaged 28.1 yards on 22 kickoff returns in 2010

Playing Career

1962-64 Georgia Institute of Technology
 1965-66 Green Bay Packers (NFL)
 1967-72 Baltimore Colts (NFL)
 1973 Houston Oilers (NFL)
 1974 Los Angeles Rams (NFL)

Coaching Career

1976 Assistant Coach, Georgia Institute of Technology
 1977-79 Assistant Coach, Green Bay Packers (NFL)
 1980-86 Head Coach, Georgia Institute of Technology
 1987-89 Head Coach, University of Alabama
 1990-96 Head Coach, University of Kentucky
 2008- Head Coach, Georgia State University

Personal


Birthdate
 October 1, 1942

Hometown
 Madison, Maine

Alma Mater
 Georgia Tech '65

Wife
 Dr. Carolyn Curry

Children
 Bill, Jr.; Kristin



Curry's Year-By-Year Record

Year	School	Record	Conf./Finish	Postseason
1980	Georgia Tech	1-9-1		
1981	Georgia Tech	1-10		
1982	Georgia Tech	6-5		
1983	Georgia Tech	3-8		
1984	Georgia Tech	6-4-1		
1985	Georgia Tech	9-2-1		All-American Bowl
1986	Georgia Tech	5-5-1		
Georgia Tech Totals		31-43-4 (.423)		
1987	Alabama	7-5		Hall of Fame Bowl
1988	Alabama	9-3		Sun Bowl
1989	Alabama	10-2		Sugar Bowl
Alabama Totals		26-10 (.722)		
1990	Kentucky	4-7		
1991	Kentucky	3-8		
1992	Kentucky	4-7		
1993	Kentucky	6-6		Peach Bowl
1994	Kentucky	1-10		
1995	Kentucky	4-7		
1996	Kentucky	4-7		
Kentucky Totals		26-52 (.333)		
2010	Georgia State	6-5		
2011	Georgia State	3-8		
Georgia State Totals		9-13 (.409)		
Career Record		92-118-4 (.439)		

All-Time Georgia State Coaching Records

Coach	Years	Record	Pct.	Conf.	Pct.
Bill Curry	2010-	9-13	.409		

2012 Team Information

Total No. of Starters Returning: 14

Offense: 6

..... Jordan Giles
 QB - Kelton Hill
 OL - Grant King
 RB - Donald Russell
 WR - Danny Williams
 WR - Albert Wilson

Defense: 4

..... LB - Mark Hogan
 DB - Demarius Matthews
 DB - Brent McClendon
 DB - Demazio Skelton

Special Teams: 2

..... PK - Christian Benvenuto
 P - Matt Hubbard

Total No. of Starters Lost: 10

Offense: 5

..... OL - Joseph Gilbert
 OL - Ben Jacoby
 OL - Ladeven Kirkland
 TE - Arthur Williams
 OL - Clyde Yandell

Defense: 7

..... DL - Christo Bilukidi
 LB - Michael Hall
 DL - Kalan Jenkins
 DB - Brandon Jones
 LB - Dexter Moody
 LB - Jake Muasau
 DL - A.J. Portee

Special Teams: 0

NOTE: Special Teams include kickers and punters only.

2012 Newcomers

Name	Pos.	Ht./Wt.	Hometown/HS (Last School)
Ronnie Bell (Fr.-R)	QB	6-0/175	Fayetteville, Ga./Sandy Creek HS (Ohio)
Jah-Mai Davidson	DT	6-4/270	Snellville, Ga./Brookwood HS
Nermin Delic	DL	6-4/265	Dalton, Ga./Northwest Whitfield HS (Kentucky)
Treavor Flannigan	OL	6-4/275	Trion, Ga./Trion HS
Garrett Gorringer	OL	6-5/280	Loganville, Ga./Grayson HS
Chris Jenkins	CB	5-11/180	Santee, S.C./Lake Marion HS
Melvin King	DE	6-3/225	Hinesville, Ga./Liberty County HS
Joe Lockley	DT	6-1/290	Portal, Ga./Portal HS
Myles Morris	CB	5-9/170	Greensboro, N.C./Smith HS
Joseph Peterson	LB	6-0/210	Dothan, Ala./Dothan HS
Mark Ruskell	C	6-2/292	Duluth, Ga./Duluth HS
Nathan Schuster	QB-ATH	6-0/180	Summerville, Ga./Chattooga HS
Tanner Strickland	LB-DT	6-4/250	Zebulon, Ga./Pike County HS
Avery Sweeting	WR	5-9/160	Brunswick, Ga./Brunswick HS
Aaron Thomas	OL	6-3/295	Dothan, Ala./Dothan HS
Kyle Vorster	S	5-10/190	Marietta, Ga./Walton HS
Mark Weidenaar	QB	6-3/190	Evans, Ga./Lakeside HS
Bryan Williams	LB	6-3/200	Miramar, Fla./Miramar HS
Ladarion Young	CB	6-0/180	Pensacola, Fla./Pensacola Catholic HS

Panthers Roster

No.	Name	Pos.	Ht./Wt.	Cl.	Hometown (HS/Last School)
1	Nate Anthony	CB	5'9/185	Jr.-R	Conley, Ga. (Columbia)
2	Albert Wilson	WR	5'9/195	Jr.	Port St. Lucie, Fla. (Port St. Lucie)
3	Rosevelt Watson	RB	5'9/205	Sr.-R	Lake Worth, Fla. (Lake Worth)
4	Demazio Skelton	S	6'1/195	Sr.	Myrtle Beach, S.C. (Myrtle Beach/Georgia Military)
4	Kelton Hill	QB	6'0/183	Jr.-R	Douglasville, Ga. (Lithia Springs)
5	Demarius Matthews	CB	5'10/165	Jr.	Powder Springs, Ga. (McEachern)
6	Darren McCray	WR	5'7/150	Jr.-R	Columbus, Ga. (Spencer)
7	Parris Lee	RB	5'9/190	Jr.-R	Jacksonville, Fla. (Fletcher)
8	Jordan Giles	WR	6'1/195	Jr.-R	Columbia, S.C. (Spring Valley)
9	Brent McClendon	CB	5'9/175	Jr.-R	Atlanta, Ga. (Mays)
10	Robert Ferguson	ILB	6'1/230	Jr.-R	Belle Glade, Fla. (Glades Central)
11	Qwontez Mallory	DE	6'2/215	Sr.	Albany, Ga. (Dougherty/Georgia Military)
13	Lynquez Blair	WR	5'9/175	So.	Swainsboro, Ga. (Swainsboro)
16	Ben McLane	QB	6'1/210	Fr.-R	Snellville, Ga. (Brookwood)
17	Danny Williams	WR	6'4/200	Jr.-R	Orlando, Fla. (Boone)
18	Blake Wyatt	ILB	6'3/210	Jr.-R	Fayetteville, Ga. (Landmark Christian)
20	Donald Russell	RB	5'11/209	Sr.	West Palm Beach, Fla. (Dwyer/Kentucky)
21	Travis Evans	RB	5'11/183	Jr.-R	Williston, Fla. (Williston)
22	Isaiah Howard	CB	5'10/165	So.-R	Boynton Beach, Fla. (American Heritage)
23	Mark Hogan	ILB	5'11/202	Jr.-R	Matthews, N.C. (Sudbury Lincoln (Mass.))
24	Kail Singleton	S	6'2/203	Jr.-R	Temple, Ga. (Bremen)
25	Cole Moon	DE	6'3/215	So.-R	Atlanta, Ga. (St. Pius X)
26	Jamal Ransby	CB	5'8/170	Jr.	Newnan, Ga. (Newnan)
27	Daniel King	WR	5'11/180	Jr.-R	Marietta, Ga. (McEachern/Arizona Westem)
28	Malcolm Smith	RB	5'10/205	Sr.-R	College Park, Ga. (Tri-Cities)
29	Rashad Stewart	S	5'11/190	Jr.-R	Marietta, Ga. (Wheeler/Louisville)
30	Nick Henderson	OLB	6'1/195	Fr.-R	Roswell, Ga. (Roswell)
31	D'Mario Gunn	S	6'1/185	Sr.	Hampton, Ga. (Luella/Georgia Military)
32	Allen McKay	DE	6'2/210	So.-R	Buena Vista, Ga. (Marion County)
33	Christian Benvenuto	PK	6'0/195	So.	Palm Coast, Fla. (Matanzas)
34	Jamaal May	S	5'8/182	So.-R	Locust Grove, Ga. (Luella)
37	Akeen Felder	OLB	6'1/205	Sr.-R	Perry, Ga. (Perry)
39	Rendell Wilder	RB	5'8/180	So.-R	Decatur, Ga. (Tucker)
43	Kyle Vorster	S	5'10/193	Fr.	Marietta, Ga. (Walton)
45	Mitchell Vinson	OLB	5'10/195	Sr.-R	Monroe, Ga. (Monroe Area/West Georgia)
46	Jarrell Robinson	ILB	6'3/215	So.-R	Portal, Ga. (Portal)
49	Matt Hubbard	P	6'4/230	So.	Peachtree City, Ga. (Starr's Mill)
50	Tim Wynn	C	6'2/280	So.-R	Atlanta, Ga. (Mays)
51	David Miller	P	5'11/163	So.	Hinesville, Ga. (Bradwell Institute)
52	Davis Knowles	ILB	6'0/215	Jr.-R	Fayetteville, Ga. (Whitewater)
54	Scott McQueen	SN	6'0/245	Jr.-R	Buford, Ga. (North Gwinnett)
55	McClain Head	DT	6'4/255	Fr.-R	Brooks, Ga. (Whitewater)
56	Ulrick John	T	6'8/290	Jr.	Hinesville, Ga. (Bradwell Institute)
60	Cade Yates	G	6'1/280	Jr.-R	Roswell, Ga. (Roswell)
61	Marcus Stetzer	DT	6'0/255	So.-R	Columbus, Ga. (Shaw)
63	Victor Ozieh	T	6'6/315	Fr.-R	Lawrenceville, Ga. (Peachtree Ridge)
65	Kam Cheatham	G	6'1/290	Jr.-R	Louisville, Ky. (Louisville Male)
66	Nick Nesmith	T	6'3/255	Jr.-R	Cumming, Ga. (Forsyth Central)
67	David Huey	G	6'2/267	Fr.-R	Antioch, Tenn. (Pearl-Cohn)
68	Michael Davis	C-G	6'3/295	Jr.-R	Lithonia, Ga. (Chamblee)
69	Ronald Martin	C	6'1/290	So.-R	Conyers, Ga. (Rockdale County)
70	Ramell Davis	T	6'7/295	Jr.-R	St. Matthews, S.C. (Calhoun County)
72	Harrison Clotey	G	6'5/310	Jr.-R	Loganville, Ga. (Grayson)
73	Gabriel Hampton	T	6'5/320	Sr.-R	Hercules, Calif. (Hercules/San Francisco City College)
74	Jon Marshall Sauls	G	6'2/300	So.-R	Savannah, Ga. (Memorial Day)
75	Terrance Woodard	NG	6'4/320	Jr.	Ocala, Ga. (Irwin County)
77	C.J. Stephens	DT	6'4/255	So.-R	Woodland, Ala. (Woodland)
79	Grant King	T	6'5/295	Jr.-R	Columbia, S.C. (Spring Valley)
81	Mark Young	WR	6'5/190	Fr.-R	Charlotte, N.C. (Providence Day)
82	Zach Jones	WR	6'1/200	Jr.-R	Juliette, Ga. (First Presbyterian Day)
83	Bo Carter	WR	6'4/195	Jr.-R	Cordele, Ga. (Crisp County)
85	Alex Smith	TE	6'5/250	So.-R	Cincinnati, Ohio (Lakota West/Kentucky)
87	Nathaniel Minor	WR	6'2/180	So.	Liburn, Ga. (Brookwood)
88	Emmanuel Ogbuehi	TE	6'3/235	Sr.-R	Buford, Ga. (Mill Creek)
89	Drew Pearson	TE	6'5/235	So.-R	Lindale, Ga. (Pepperell)
92	Roderick Thompson	DE	6'3/235	Fr.-R	Atlanta, Ga. (Mays)
95	John Kelly	DE	6'5/240	So.-R	Norcross, Ga. (Norcross/Nevada)
97	Matt Ehasz	PK	5'11/165	So.	Kingsland, Ga. (Camden County)
	Sean Jeppesen	ILB	6'0/215	So.-R	Fortson, Ga. (Harris County/West Georgia)
	Brian Jones	ILB	6'0/225	Jr.-R	Macon, Ga. (Central)
	Arinton Jordan	S	5'11/193	Jr.-R	Bourbonnoss, Ill. (Bradley-Bourbonnoss)
	Carl Kananda	CB	5'9/185	Jr.-R	Atlanta, Ga. (Lakeside/LaGrange College)
	Kahlil Priddie	CB	5'8/172	So.-R	Atlanta, Ga. (Riverwood/Robert Morris)
	Chris Russo	NG	6'0/257	Fr.-R	Loganville, Ga. (South Gwinnett)
	Duval Smith	RB	5'10/200	So.-R	Roswell, Ga. (Roswell)
	Robert Smith	S	6'0/190	So.-R	Powder Springs, Ga. (McEachern/Southern)
	Zach Truitt	DE	6'1/212	So.-R	Lilburn, Ga. (Southwest DeKalb)

Quick Facts

Location Harrisonburg, Va.
 Enrollment 19,722
 Nickname Dukes
 Website jmusports.com
 Twitter twitter.com/JMUSports
 Facebook facebook.com/JMUDukes
 Stadium Bridgeforth Stadium/Zane Showker Field
 Stadium Capacity 24,877
 Stadium Surface Artificial Grass
 President Jonathan Alger
 Athletics Director Jeff Bourne
 Head Coach Mickey Matthews (West Texas State, 1976)
 Football Contact John Martin, Assistant Athletics Director/Communications
 Football Contact Office Phone/Email 540-568-6154/martinja@jmu.edu
 Offensive Starters Returning/Lost 8/3
 Defensive Starters Returning/Lost 6/6

2011 Results (8-5, 5-3 CAA)

Home Stadium: Bridgeforth Stadium (25,000)

Home: 4-1 Away: 4-4 vs. Top 25 (TSN/F): 3-4 vs. Top 25 (Coach): 3-3
 Total Home Attendance: 125,010 Average Home Attendance: 25,002

Sept. 3	{15/16}	at North Carolina [RSN-ACC/CSN-MA/ESPN3]	L 10-42	57,000
Sept. 10	{19/17}	Central Connecticut State {rv/rv}	W 14-9	25,102
Sept. 17	{13/14}	at Liberty [ESPN3/MASN (TD)] {22/20}	W 27-24	18,878
Sept. 24	{12/10}	*at William and Mary [CSN-MA/CSN-NE] {6/5}	W 20-14	12,259
Oct. 1	{9/8}	*Richmond [TCN/CSN-NE] {10/10}	W 31-7	25,742
Oct. 8	{7/6}	*Maine [TCN/CSN-NE/CSS] {19/rv}	L 24-25 (ot)	24,023
Oct. 15	{13/13}	*Villanova	W 34-10	25,047
Oct. 29	{9/10}	*at Old Dominion [CSN-MA] {15/16}	L 20-23	19,818
Nov. 5	{13/13}	*at New Hampshire {9/11}	L 10-28	4,466
Nov. 12	{20/19}	*Rhode Island	W 31-13	25,096
Nov. 19	{19/20}	*at Massachusetts {rv/-}	W 34-17	7,103
Nov. 26	{17/19}	at Eastern Kentucky [ESPNUHD/ESPN3] {rv/rv}	W 20-17	2,388
Dec. 3	{17/19}	at North Dakota State [ESPN3] {4/4}	L 14-26	17,432

CAA Team's Coaches & Sports Network Rankings listed prior to Opponent/Opponent's Coaches & Sports Network Rankings listed after Opponent at time game was played



**DUKES HEAD COACH
 MICKEY MATTHEWS
 13 SEASONS (1999-2011)**

Collegiate Overall Record (Years) 96-61 (13 years)
Record at CAA Football Schools (Years) 96-61 (13 years)
Record in CAA Football Games (Years) 63-44 (13 years)

James Madison Coaching Staff

Jeff Durden Assistant Head Coach/Offensive Coordinator/Quarterbacks
 Kyle Gillenwater Defensive Coordinator/Linebackers
 Isai Bradshaw Defensive Line
 Mark Hendricks Cornerbacks
 Tony LeZotte Safeties
 Chris Malone Running Game Coordinator/Offensive Line
 Clayton Matthews Wide Receivers/Kickers
 Latrell Scott Tight Ends
 Ulrick Edmonds Recruiting Coordinator/Running Backs
 Dominique White Defensive Line Assistant

2012 Schedule

Date	Opponent	Location	Series Record
Sept. 1	St. Francis (Pa.)	Harrisonburg, Va.	First Meeting
Sept. 8	Alcorn State	Harrisonburg, Va.	First Meeting
Sept. 15	vs. West Virginia	Landover, Md. (FedEx Field)	0-1
Sept. 22	*at Rhode Island	Kingston, R.I.	8-2
Oct. 6	*Towson	Harrisonburg, Va.	17-5-1
Oct. 13	*William and Mary	Harrisonburg, Va.	19-15
Oct. 20	*at Richmond	Richmond, Va.	13-16
Oct. 27	*Georgia State	Harrisonburg, Va.	First Meeting
Nov. 3	*at Maine	Orono, Maine	10-5
Nov. 10	*at Villanova	Villanova, Pa.	10-9
Nov. 17	*Old Dominion	Harrisonburg, Va.	0-1





BRIAN BARLOW
 STEPHENS CITY, VA.
 SHERANDO HIGH SCHOOL

TE	6-3	260	SR
----	-----	-----	----

YEAR	GP	No.	Yds	TD	Long	Avg/G	Avg/C
2009	9	0	0	0	0	0.00	0.00
2010	8	11	114	0	24	14.25	10.36
2011	13	33	316	1	30	24.31	9.58
Career	30	44	430	1	30	14.33	9.77

- Named Second Team All-CAA as a fullback/H-back in 2011
- Led the team with career-bests of 33 catches for 316 yards and a touchdown
- Recorded a season-high eight reception for 79 yards, including a season-long reception of 30 yards at Old Dominion
- Had four receptions for 34 yards in the NCAA Second Round at North Dakota State... Also had a pair of special teams tackles.
- Has 44 career receptions for 430 yards and one touchdown
- Named to the CAA Commissioner's Academic Award twice



DAE'QUAN SCOTT
 STAUNTON, VA.
 ROBERT E. LEE HIGH SCHOOL

RB	5-9	190	JR
----	-----	-----	----

YEAR	GP	No.	Yds	TD	Long	Avg/G	Avg/C
2010	11	48	207	4	43	18.82	4.31
2011	13	237	1304	12	76	100.31	5.50
Career	24	285	1511	16	76	62.96	5.30

- Named Second Team All-CAA as a running back and punt returner and Roanoke Times Second Team Division I All-State as a running back
- Rushed for 1,304 yards and 12 touchdowns on 237 carries, adding 13 catches for 99 yards and a touchdown, ranking fourth in the CAA in yards per game
- Averaged 8.4 yards per punt return, collecting 142 yards on 17 returns with a long of 23
- His 1,304 rushing yards ranks third in school history for a single-season, while tied for fourth for rushing touchdowns in a season with 12
- Is third in school history for rushing attempts in a single season with 237
- Had seven games of 100 yards or more while carrying the ball 20 or more times in five contests



STEPHON ROBERTSON
 ALEXANDRIA, VA.
 EDISON HIGH SCHOOL

LB	5-11	215	JR
----	------	-----	----

YEAR	GP	S-A-Tackles	SK/TFL	Int	PBU	FF/FR
2010	10	35-55-90	1.0/9.5	0	3	3/0
2011	13	57-56-113	2.0/9.0	1	8	1/1
Career	23	92-111-203	3.0/18.5	1	11	4/1

- Named First Team All-CAA and Roanoke Times First Team Division I All-State as a linebacker
- Led the team and ranked 10th in the CAA with 113 tackles, including 61 solo tackles, 9.0 tackles for a loss and two sacks
- Added one interception, one forced fumble, one fumble recovery and eight passes defended
- Had seven or more tackles in 10 of 13 games, with 10 or more in six of them
- Named CAA Defensive Player of the Week after recording six tackles, one tackle for a loss, two pass breakups and a forced fumble in win at William & Mary
- Posted 10 tackles in the playoff win at Eastern Kentucky
- Tallied 11 total tackles with 0.5 tackle for loss and one pass breakup in the NCAA Second Round game at North Dakota State



EARL WATFORD
 PHILADELPHIA, PA.
 SIMON GRATZ HIGH SCHOOL

OL	6-4	290	SR
----	-----	-----	----

- Started all 13 games at guard for JMU, helping lead the Dukes to the second round of the NCAA Division I Football Championship...
- Named First Team All-CAA and Roanoke Times Division I Second Team as an offensive lineman in 2011
- Helped the Dukes average 222.5 yards per game rushing and 4.7 yards per carry.
- Played in 32 games in his career, starting in 26 of them
- Started all 11 games as a redshirt sophomore in 2010 and all 13 as a redshirt junior in 2011

Playing Career

1972-75 West Texas State University

Coaching Career

1976-77 Offensive Backfield, Lamar (TX) High School
 1978-79 Assistant Coach, Kansas State University
 1980-81 Secondary/Recruiting Coordinator, West Texas State University
 1982-85 Secondary, University of Texas-El Paso
 1986 Outside Linebackers/Special Teams, University of Houston
 1987 Secondary, Texas Christian University
 1988-89 Defensive Coordinator/Assistant Head Coach, Southwest Texas State University
 1990-95 Defensive Coordinator/Assistant Head Coach, Marshall University
 1996-98 Linebackers/Secondary, University of Georgia
 1999 Head Coach, James Madison University

Personal

Birthdate

November 8, 1953

Hometown

Andrews, Texas

Alma Mater

West Texas State '76

Wife

Kay

Children

Meredith Anne, Clayton



Matthews' Year-By-Year Record

Year	School	Record	Conf./Finish	Postseason
1999	James Madison	8-4	7-1/T1st	NCAA
2000	James Madison	6-5	4-4/T4th	
2001	James Madison	2-9	0-9/11th	
2002	James Madison	5-7	3-6/9th	
2003	James Madison	6-6	4-5/7th	
2004	James Madison	13-2	7-1/T1st (South)	NCAA Champions
2005	James Madison	7-4	5-3/2nd (South)	
2006	James Madison	9-3	7-1/1st (South)	NCAA
2007	James Madison	8-4	6-2/2nd (South)	NCAA
2008	James Madison	12-2	8-0/1st (South)	NCAA Semis
2009	James Madison	6-5	4-4/T4th (South)	
2010	James Madison	6-5	3-5/T8th	
2011	James Madison	8-5	5-3/T5th	NCAA 2nd Round

James Madison Totals 96-61 (.611)

Career Record 96-61 (.611)

All-Time James Madison Coaching Records

Coach	Years	Record	Pct.	Conf.	Pct.
Challace McMillin	1972-84	67-56-1	.544		
Joe Purzycki	1985-90	34-30-2	.530		
Rip Scherer	1991-94	29-19	.604	10-6	.625
Alex Wood	1995-98	23-22	.511	16-16	.500
Mickey Matthews	1999-	96-61	.611	63-44	.589

2012 Team Information

Total No. of Starters Returning: 16

Offense: 8

.....	TE - Brian Barlow
.....	WR - Renard Robinson
.....	OT - A.J. Scott
.....	RB - Dae'Quan Scott
.....	TE - Jonathan Sharp
.....	QB - Justin Thorpe
.....	OG - Earl Watford
.....	OT - Josh Wells

Defense: 6

.....	FS - Jakarie Jackson
.....	CB - Leavander Jones
.....	WS - Dean Marlowe
.....	LB - Stephon Robertson
.....	DE - Tyler Snow
.....	DT - Jordan Stanton

Special Teams: 2

.....	P - David Skahn
.....	PK - Cameron Starke

Total No. of Starters Lost: 9

Offense: 3

.....	OC - Roane Babington
.....	OG - Matt Krout
.....	WR - Kerby Long

Defense: 6

.....	CB - Mike Allen
.....	DE - D.J. Bryant
.....	CB - Taveion Cuffee
.....	DT - Lamar Middleton
.....	LB - Vidal Nelson
.....	LB - Pat Williams

Special Teams: 0

NOTE: Special Teams include kickers and punters only.

2012 Newcomers

Name	Pos.	Ht./Wt.	Hometown/HS (Last School)
Silas Ademola	DL	6-4/240	Bladensburg, Md./Bladensburg
Justin Baker	DL	6-0/255	Ashburn, Va./Briar Woods
John Barillo	LB	6-1/215	Ventnor, N.J./St. Augustine Prep
Michael Birdsong	QB	6-4/220	Matoaca, Va./Matoaca
Xavier Crocker	CB	5-10/175	Mechanicsville, Va./Hanover
Ian Fisher	QB	6-6/245	Brunswick, Md./Brunswick
Wyatt Johnson (So.)	WR	6-0/180	Richmond, Va./Highland Springs
Mitchell Kirsch	OL	6-5/265	Kensington, Md./St. John's
Taylor Reynolds	QB	6-1/185	Newark, Del./Newark
Dylan Stallings	TE/DL	6-4/210	Yorktown, Va./Grafton
Rhakeem Stallings	LB	6-0/210	Chesapeake, Va./Oscar Smith
Gage Steele	LB	6-0/210	Front Royal, Va./Warren
Titus Till* (So.)	S	6-2/200	Upper Marlboro, Md./Wise (Maryland)
Kwe'shon Williams	ATH	5-10/160	Norfolk, Va./Norview
Jeremiah Wilson* (So.)	DB	5-10/185	Winchester, Va./Handley (Maryland)

* Transfer Student-Athlete enrolled at James Madison Spring 2012

Dukes Roster

No.	Name	Cl.	Pos.	Ht./Wt.	Hometown/HS (Last School)
2	Jamie Venej	R-Sr.	LB	6-2/225	Kilmarnock, Va./Lancaster (Fork Union Military)
3	Stephon Robertson	R-Jr.	LB	5-11/215	Alexandria, Va./Edison
5	Dejour Simmons	R-So.	TB	5-8/170	Virginia Beach, Va./Green Run
7	Justin Thorpe	R-Sr.	QB	6-1/215	Richmond, Va./Varina
8	Leavander Jones	Sr.	CB	5-11/165	Atlantic City, N.J./Atlantic City
9	Andre Coble	So.	WR	5-10/175	Richmond, Va./Meadowbrook
10	Daniel Brown	R-So.	WR	6-4/195	Windsor, Va./Isle of Wight
11	Dae'Quan Scott	R-Jr.	RB	5-9/190	Staunton, Va./Robert E. Lee
12	Jace Edwards	R-So.	QB	6-2/195	Midland, Texas/Robert E. Lee
15	Jakarie Jackson	Sr.	FS	5-11/175	Frederick, Md./Tuscarora
16	Dean Marlowe	R-So.	WS	6-2/180	Queens, N.Y./Holy Cross
18	Arlandis Harvey	R-Jr.	WR	6-0/185	Oakton, Va./Flint Hill
19	Mack Spees	R-Fr.	QB	6-3/185	Centerville, Va./El Toro
20	Daniel Allen	R-Jr.	CB	5-10/185	Ashburn, Va./Stone Bridge
21	Ricky Nichols	R-Jr.	CB	6-0/180	Norfolk, Va./Maury (Old Dominion)
22	Marquis Woodyard	R-So.	WS	5-10/180	Frederick, Md./Thomas Johnson
25	Chase Williams	R-Sr.	LB	5-11/210	Gaithersburg, Md./Northwest
26	Ryan Smith	R-Sr.	FS	5-9/180	Ashland, Va./Patrick Henry (Marshall)
27	Sage Harold	So.	DE	6-4/205	Virginia Beach, Va./Ocean Lakes (Fork Union Military)
28	Jordan Anderson	R-Jr.	TB	5-11/200	Chantilly, Va./Westfield
29	Lee Reynolds	R-Sr.	TB	5-10/185	Baltimore, Md./Baltimore Poly Tech
31	DeAndre Smith	So.	WR	5-10/175	District Heights, Md./Wise High School
32	Corey Davis	R-So.	CB	5-9/160	Union, N.J./St. Peter's Prep
33	Austin Hersh	R-So.	FB	6-1/235	Midlothian, Va./James River
34	Amir Waller	R-Fr.	WR	6-1/185	Fredericksburg, Va./Orange County
35	Nick Fornadel	R-So.	FB	5-10/225	Harrisonburg, Va./Harrisonburg
37	Deane Cheatham	R-Fr.	FB	6-1/215	Mechanicsville, Va./Hanover
39	Aaron Harper	R-Sr.	DE	6-1/230	Fredericksburg, Va./Courtland
41	David Skahn	R-Sr.	P/PK	6-2/170	Centerville, Va./Westfield
42	Isaiah Wright	Sr.	WS	6-1/205	Bethlehem, Pa./Lehigh Valley
43	Eric Magruder	R-So.	WS	6-0/180	Petersburg, Va./Petersburg
44	Chris Beaver	R-Sr.	LS	6-2/240	Mooresville, N.C./Mooresville
46	Cameron Starke	R-Jr.	PK	5-10/155	Halifax, Va./Halifax County (West Virginia)
47	Jauan Latney	R-So.	TB	6-0/190	Fredericksburg, Va./Massaponax
48	Ascene Jacques	R-Fr.	LB	6-2/220	Springdale, Md./C.H. Flowers
50	Brandon Lee	R-So.	DE	6-2/215	Sterling, Va./Park View
51	Scott Jones	R-Jr.	OG	6-5/290	McLean, Va./Langley
52	Adrian Cavanaugh	Sr.	DE	5-11/230	Ashland, Va./Patrick Henry
53	Matt Williams	R-So.	OG	6-3/255	Glen Mills, Pa./Cardinal O'Hara
54	Chad Byers	R-Jr.	LB	6-0/215	Charlottesville, Va./Blue Ridge
56	Jordan Stanton	R-Jr.	DT	6-4/255	Fairfax, Va./Robinson
57	Mitchell Freitas	R-So.	OL	6-2/230	Leesburg, Va./Stone Bridge
57	Jackson Neve	R-Fr.	LB	5-11/165	Williamsburg, Va./Bruton
58	Anthony McDaniel	R-So.	DT	6-0/265	Upper Marlboro, Md./Dr. Henry A Wise, Jr.
59	Casey Kroll	R-Fr.	OG	6-6/265	Nokesville, Va./Kettle Run (Fork Union Military)
62	Andrew Baumgardner	R-Fr.	OC	6-3/240	Longport, N.J./St. Augustine Prep
63	Thomas Hughett	R-So.	LS	6-4/210	Richmond, Va./Freeman
65	Chris Ragonesi	R-So.	DE	6-2/235	Spotsylvania, Va./Courtland
67	Bingham Togia	R-Jr.	DT	6-1/245	Springfield, Va./Robert E. Lee
68	Graham Sharples	R-So.	PK/P	5-10/150	Winchester, Va./Handley
69	Matt Cunningham	R-So.	OG	6-3/260	Alexandria, Va./West Potomac
70	Earl Watford	R-Sr.	OG	6-4/290	Philadelphia, Pa./Simon Gratz
71	Josh Wells	R-Jr.	OT	6-5/245	Mechanicsville, Va./Hanover
72	Erik Buchholz	R-So.	OT	6-6/240	Malvern, Pa./Great Valley
76	A.J. Scott	R-So.	OT	6-5/272	Staunton, Va./Robert E. Lee (Marshall)
77	Michael Goodman	R-So.	PK	5-10/165	Radford, Va./Radford
78	Wray Fucci	R-Fr.	OT	6-6/260	Oyster Bay, N.Y./Holy Trinity
79	Drew Holmes	R-Sr.	OG	6-4/250	Midlothian, Va./James River
81	Jon Sharp	R-Jr.	TE	6-3/240	Pittsburgh, Pa./Plum Senior (Fork Union Military)
82	Ryan Dixon	R-So.	WR	6-0/180	Union Bridge, Md./Linganore
83	Derek Hart	R-Fr.	WR	6-4/200	Manheim, Pa./Manheim Central
84	Brian Barlow	R-Sr.	TE	6-3/260	Stephens City, Va./Sherando
85	Kavon Seaton	R-Jr.	WR	5-11/190	Murrieta, Calif./Vista Murrieta (Navy Prep)
86	Renard Robinson	R-Jr.	WR	5-11/185	Baltimore, Md./Mt. St. Joseph's
88	Quintin Hunter	R-Jr.	WR	6-1/210	Orange, Va./Orange County (Virginia)
89	Dominick Richards	R-Fr.	TE	6-6/225	Tamaqua, Pa./Marian Catholic
90	Alex Mosley	R-Fr.	DT	6-3/265	Highland Springs, Va./Highland Springs
94	Bryce Dillon	R-So.	WR	6-1/200	Moseley, Va./Cosby
95	Tyler Snow	R-Jr.	DE	6-3/245	Vinton, Va./William Byrd
96	Kyle Linn	R-So.	SS/LB	6-3/180	Bridgewater, Va./Turner Ashby
97	Zack Ozycz	R-So.	TE	6-4/225	Herdon, Va./Herdon
98	Sean O'Neill	Sr.	DT	6-4/265	River Edge, N.J./River Dell
99	Josh Hogan	Jr.	DE	6-2/235	Fairfax, Va./Woodson

Quick Facts

LocationOrono, Maine
 Enrollment12,000
 NicknameBlack Bears
 Websitegoblackbears.com
 Twittertwitter.com/BlackBearsFB
 Facebookfacebook.com/UMBlackBears
 StadiumMorse Field at Alfond Stadium
 Stadium Capacity10,000
 Stadium SurfaceArtificial Grass
 PresidentDr. Paul Ferguson
 Athletics DirectorSteve Abbott
 Head CoachJack Cosgrove (Maine, 1978)
 Football ContactAndrew Mahoney, Assistant Manager/Media Relations
 Football Contact Office Phone/Email201-581-4158/andrew.mahoney@umit.maine.edu
 Offensive Starters Returning/Lost7/4
 Defensive Starters Returning/Lost7/5


2011 Results (9-4, 6-2 CAA)

Home Stadium: Alfond Stadium (10,000)

Home: 4-1 Away: 5-3 vs. Top 25 (TSN/F): 4-3 vs. Top 25 (Coach): 4-3
 Total Home Attendance: 28,961 Average Home Attendance: 5,792

Sept. 3	{rv/-}	Bryant	W 28-13	6,041
Sept. 10	{rv/-}	at Pittsburgh [ESPN3]	L 29-35	41,230
Sept. 17	{rv/-}	at Albany [TWCS]	W 31-15	4,944
Oct. 1	{rv/-}	*Delaware [WABI] {6/5}	W 31-17	6,000
Oct. 8	{19/rv}	*at James Madison [TCN/CSN-NE/CSS] {7/6}	W 25-24 (ot)	24,023
Oct. 15	{12/16}	*Rhode Island [WABI]	W 27-21	7,256
Oct. 22	{9/14}	*at Richmond {18/21}	W 23-22	8,700
Oct. 29	{8/12}	*at Villanova	W 41-25	3,201
Nov. 5	{7/10}	*Towson [WABI/CSN-MA+] {14/17}	L 30-40	5,258
Nov. 12	{13/13}	*Massachusetts [WABI] {rv/rv}	W 32-21	4,460
Nov. 19	{11/11}	*at New Hampshire [CSN-NE] {12/13}	L 27-30	8,536
Dec. 3	{13/13}	at Appalachian State [ESPN3] {9/8}	W 34-12	15,291
Dec. 10	{13/13}	at Georgia Southern [ESPN3] {3/2}	L 23-35	12,886

CAA Team's Coaches & Sports Network Rankings listed prior to Opponent/Opponent's Coaches & Sports Network Rankings listed after Opponent at time game was played



**BLACK BEARS HEAD COACH
 JACK COSGROVE
 19 SEASONS (1993-2011)**

Collegiate Overall Record (Years) 106-112 (19 years)
Record at CAA Football Schools (Years) 106-112 (19 years)
Record in CAA Football Games (Years) 72-83 (19 years)

Maine Coaching Staff

Kevin Bourgoin Offensive Coordinator/Quarterbacks
 Paul Ferraro Defensive Coordinator/Linebackers
 Kyle Archer Wide Receivers/Offensive Special Teams
 Jeff Ambrosie Offensive Line/Running Game Coordinator
 Dennis Dottin-Carter Defensive Line/Defensive Special Teams
 Joe Harasymiak Defensive Backs
 Shawn Demaray Running Backs/Tight Ends
 Jordan Stevens Defensive Assistant/Defensive Line
 Dan Nichol Strength and Conditioning

2012 Schedule


Date	Opponent	Location	Series Record
Sept. 8	at Boston College	Chestnut Hill, Mass.	3-3
Sept. 15	at Bryant	Smithfield, R.I.	1-0
Sept. 22	Albany	Orono, Maine	2-3
Sept. 29	*Villanova	Orono, Maine	8-6
Oct. 6	*at Delaware	Newark, Del.	8-23
Oct. 13	*at Towson	Towson, Md.	6-4
Oct. 20	*New Hampshire	Orono, Maine	43-48-8
Oct. 27	*at William and Mary	Williamsburg, Va.	3-7
Nov. 3	*James Madison	Orono, Maine	5-10
Nov. 10	*Georgia State	Orono, Maine	First Meeting
Nov. 17	*at Rhode Island	Kingston, R.I.	53-34-3



MICHAEL COLE



CHRIS HOWLEY



DONTÉ DENNIS



MAURICE McDONALD



MICHAEL COLE
 NORTH BRUNSWICK, N.J.
 NORTH BRUNSWICK HIGH SCHOOL

DL	6-2	250	JR
----	-----	-----	----

YEAR	GP	S-A-Tackles	SK/TFL	Int	PBU	FF/FR
2010	11	18-21-39	3.0/6.5	0	3	0/0
2011	13	27-22-49	11.0/15.0	0	4	2/2
Career	24	45-43-88	14.0/21.5	0	7	2/2

- Named to the 2011 All-CAA Second Team
- Led the CAA and ranked 21st in the country with 11.0 sacks and was fourth in the conference with 15.0 tackles-for-loss
- Earned the NEFWA Gold Helmet Award after notching seven tackles, a pass break up and recovered two fumbles, including one in the end zone against UMass
- Named a Beyond Sports Network Defensive Line Player of the Week after making eight tackles, including 3.0 tackles-for-loss and 2.5 sacks against FBS-foe Pittsburgh



CHRIS HOWLEY
 RUNNEMEDE, N.J.
 TRITON HIGH SCHOOL

OL	6-3	285	SR
----	-----	-----	----

-- Named to the 2011 All-CAA First Team, the All-New England Team and a Second Team ECAC All-Star

- Started all 13 games last season, and 30 in his career at Maine
- Anchored an offensive line that produced the program's first 3,000 yard passer as well as a 1,000 yard rusher
- The offensive line gave up only 1.54 sacks per game in 2011, a CAA-best



DONTE DENNIS
 RAHWAY, N.J.
 RAHWAY HIGH SCHOOL

LB	6-0	225	SR
----	-----	-----	----

YEAR	GP	S-A-Tackles	SK/TFL	Int	PBU	FF/FR
2008	8	4-5-9	1.0/1.0	0	0	0/0
2009	11	51-55-106	1.0/9.0	4	3	0/2
2010	11	50-58-108	1.0/3.5	0	4	0/1
2011	Medical Redshirt					
Career	30	105-118-223	3.0/13.5	4	7	0/3

- Received medical redshirt as he missed the entire 2011 season due to injury
- Named to the 2010 All-CAA Third Team and was a 2011 Phil Steele Preseason All-American
- Led the team in tackles in 2009 with 106 and in 2010 with 108 and has a total of 223 career tackles including 13.0 tackles-for-loss
- Should he lead the team in tackles again he would be the first to do so since Stephen Cooper in 2000-02



MAURICE MCDONALD
 PATERSON, N.J.
 PATERSON CATHOLIC HIGH SCHOOL

WR	6-0	180	SR
----	-----	-----	----

YEAR	GP	No.	Yds	TD	Long	Avg/G	Avg/C
2009	5	3	87	0	62	17.40	29.00
2010	11	12	135	1	22	12.27	11.25
2011	9	58	591	5	41	65.67	10.19
Career	25	73	813	6	62	32.52	11.14

- Named to the 2011 All-CAA First Team and a New England Football Writers All-Star
- Led the team and ranked fourth in the CAA with 58 receptions in only nine games played
- Had 591 receiving yards and five touchdowns
- Notched at least five catches in six games and had 139 yards receiving against Rhode Island and 96 yards receiving at Richmond and at Villanova

Playing Career

1974-77 University of Maine

Coaching Career

1978-80 Graduate Assistant, University of Maine
 1981-84 Head Coach, Stoughton (Mass.) High School
 1985-86 Offensive Assistant, Boston College
 1987-88 Quarterbacks/Receivers, University of Maine
 1989-92 Offensive Coordinator, University of Maine
 1993- Head Coach, University of Maine

Personal

Birthdate

October 30, 1955

Hometown

Sharon, Mass.

Alma Mater

Maine '78

Wife

Marilyn

Children

Jeri, Matthew, Carly, Sydni



All-Time Maine Coaching Records

Coach	Years	Record	Pct.	Conf.	Pct.
Chesely Johnston	1892	0-2	.000		
Wildes Veazie	1893	0-5	.000		
No Coach	1894	0-1	.000		
P. Folsom	1895	1-4	.200		
Jack Abbott	1896	1-3-2	.333		
Harry Robinson	1897	1-2	.333		
James Coombs	1898	1-4	.200		
W.B. Hopkins	1899	2-3	.400		
Ernest Burton	1900	4-4	.500		
Wells Farley	1901, 03	12-4	.750		
Eddie N. Robinson	1902	6-2	.750		
A. King	1904	3-4	.429		
Frank McCoy	1905-08	11-15-4	.433		
George Schildmiller	1909	3-4-1	.438		
Edgar Wingard	1910-11	11-3-2	.750		
Thomas Reilly	1912-13	12-3-1	.781		
E.B. Cochems	1914	6-3	.667		
Thomas Hughlitt	1915-16	6-7-3	.469		
Thomas McCann	1917	1-3	.250		
Captain Aldworth	1918	3-1	.750		
James Baldwin	1919-20	9-4-3	.656		
Fred Brice	1921-40	79-58-9	.572		
George Allen	1941, 46-48	16-11-2	.569	3-3	.500
William Kenyon	1942, 44-45	4-11	.267		
Sam Sezak	1943	0-1	.000		
David M. Nelson	1949-50	7-5-2	.536	5-1-1	.833
Harold Westerman	1951-66	80-38-7	.669	41-26-5	.604
Walter Abbott	1967-75	27-53	.338	15-32	.319
Jack Bicknell	1976-80	18-35-1	.343	4-20-1	.180
Ronald Rogerson	1981-84	19-23-1	.454	6-14	.300
Buddy Teevens	1985-86	13-9	.591	5-7	.417
Tim Murphy	1987-88	15-8	.652	10-5	.667
Tom Lichtenberg	1989	9-3	.750	6-2	.750
Kirk Ferentz	1990-92	12-21	.363	8-16	.333
Jack Cosgrove	1993-	106-112	.486	72-83	.465

Cosgrove's Year-By-Year Record

Year	School	Record	Conf./Finish	Postseason
1993	Maine	0-11*	0-8*/6th (New England)	
1994	Maine	3-8	2-6/T5th (New England)	
1995	Maine	3-8	1-7/T5th (New England)	
1996	Maine	7-4	5-3/2nd (New England)	
1997	Maine	5-6	4-4/T2nd (New England)	
1998	Maine	6-5	3-5/T3rd (New England)	
1999	Maine	4-7	3-5/T6th	
2000	Maine	5-6	3-5/7th	
2001	Maine	9-3	7-2/T1st	NCAA Qtrs
2002	Maine	11-3	7-2/T1st	NCAA Qtrs
2003	Maine	7-5	5-4/T4th	
2004	Maine	5-6	3-5/T4th (North)	
2005	Maine	5-6	3-5/4th (North)	
2006	Maine	6-5	5-3/T2nd (North)	
2007	Maine	4-7	3-5/4th (North)	
2008	Maine	8-5	5-3/2nd (North)	NCAA
2009	Maine	5-6	4-4/2nd (North)	
2010	Maine	4-7	3-5/T8th	
2011	Maine	9-4	6-2/T3rd	NCAA Qtrs

Maine Totals **106-112 (.486)**

Career Record **106-112 (.486)**

*3 overall, 2 conference wins forfeited

2012 Team Information

Total No. of Starters Returning: 15

Offense: 7

.....	OL - Jeff Gakos
.....	OL - Chris Howley
.....	WR - Maurice McDonald
.....	TE - Justin Perillo
.....	OL - Josh Spearin
.....	WR - Arthur Williams
.....	OL - Garret Williamson

Defense: 7

.....	LB - Arron Achey
.....	DL - Doug Alston
.....	DL - Michael Cole
.....	LB - Donte Dennis
.....	DB - Darlos James
.....	DB - Kendall James
.....	LB - Troy Russell

Special Teams: 1

.....	PK - Brian Harvey
-------	-------------------

Total No. of Starters Lost: 10

Offense: 4

.....	RB - Pushaun Brown
.....	WR - Derek Session
.....	OL - Steve Shea
.....	QB - Warren Smith

Defense: 5

.....	DL - Raibonne Charles
.....	DB - Trevor Coston
.....	LB - Vinson Givans
.....	DB - Jerron McMillian
.....	DL - Kevin Phanor

Special Teams: 1

.....	PK - Jordan Waxman
-------	--------------------

NOTE: Special Teams include kickers and punters only.

2012 Newcomers

Name	Pos.	Ht./Wt.	Hometown/HS (Last School)
Max Andrews	TE	6-3/230	Holden, Maine/John Baptist High School
Davonte Burke	DB	6-1/190	Galesville, Md./Fork Union Military Academy
Daniel Collins	QB	6-3/195	Williamstown, N.J./Williamstown High School
Sean Decloux	K/P	6-2/184	Ottawa, Ontario/Red Lion Christian Academy
Alban Dedvukaj* (Jr.)	DE/DT	6-3/255	Brookfield, Conn./Desert Vista HS (Santa Barbara City College)
Joshua Ingalls	DE	6-4/240	Wells, Maine/Wells High School
Nigel Jones	RB	5-9/198	Pleasantville, N.J./Holy Spirit High School
Sacoy Malone	RB	5-8/175	Springfield, Mass./Springfield Central
Sean Reuss	TE	6-3/230	Monticello, N.Y./Monticello High School
Patrick Ricard	DE	6-3/235	Spencer, Mass./David Prouty High School
Calvert Schaefer	OL/TE	6-7/265	Westminster, Md./Winters Mill
David Toriola*	DT	6-3/290	Corona, N.Y./St. Francis Prep (Marist College)

* Transfer Student-Athlete enrolled at Maine Spring 2012

Black Bears Roster

No.	Name	Pos.	Cl.	Ht./Wt.	Hometown (HS/Last School)
5	Kendall James	DB	Jr.	5-11/181	Roselle, N.J./Union Country Academy
9	Doug Alston	DL	Sr.	6-3/230	East Orange, N.J./Paterson Catholic
10	Donte Dennis	LB	Sr.	6-0/225	Rahway, N.J./Rahway
11	John Ebeling	QB	Jr.	6-4/205	Mahwah, N.J./Mahwah
14	Marcus Wasilewski	QB	Jr.	6-1/205	Kulpmont, Pa./Mt. Carmel
15	Jamal Clay	DB	Jr.	5-10/187	Mahwah, N.J./Mahwah
16	Ryan Stroud	QB	So.	5-10/180	Dover-Foxcroft, Maine/Foxcroft Academy
17	Isaiah Jones	WR	R-Fr.	6-0/175	Orange, Mass./Mahar Regional
19	Jeff Falvey	TE	Jr.	6-5/255	Cicero, N.Y./Cicero-North Syracuse
20	Sherrod Baltimore	CB	R-Fr.	5-10/160	Fort Washington, Md./Friendly
22	Michael Mangiarelli	DB	Jr.	6-0/200	Warren, Ohio/Howland
23	Troy Russell	LB	Sr.	6-3/225	South Plainfield, N.J./Fork Union Military Academy
24	Khari Al-Mateen	DB	So.	6-1/196	Baltimore, Md./Baltimore Technical Institute
25	Patrick Pascal	DB	So.	5-10/175	Greenlawn, N.Y./Elwood-John Glenn
26	David Hood	RB	So.	5-10/190	Galloway, N.J./Absegami
27	Brian Harvey	K/P	Sr.	5-9/180	Wayland, Mass./Wayland
28	Mike Kuhn	DB	Sr.	5-11/195	Martinsville, N.J./Immaculata
29	Darlos James	DB	Sr.	5-10/175	Mt. Vernon, N.Y./Iona Prep
30	Shawn Bodtmann	LB	Jr.	5-11/210	Scranton, Pa./West Scranton
31	Axel Ofori	DB	So.	5-10/180	Gaithersburg, Md./Gaithersburg
32	Troy Eastman	LB	Jr.	6-1/210	Rahway, N.J./Rahway
33	Arron Achey	LB	So.	6-1/215	Newmanstown, Pa./Eastern Lebanon County
34	Malik Walker	CB	R-Fr.	5-11/175	East Orange, N.J./East Orange
35	Jeffrey Ondish	K/P	So.	6-2/180	Elkton, Md./Elkton
36	Sam Shipley	LB	Sr.	6-1/230	Santa Barbara, Calif./Santa Barbara CC
38	Gavin Callahan	DB	So.	5-11/195	Windsor, Vt./Windsor
39	Rickey Stevens	DB	Jr.	5-9/175	Rochester, N.Y./Gates Chili
40	Aamad Bush	DB	R-Fr.	6-3/200	Montclair, N.J./Montclair
41	Randy Samuels	DB	R-Fr.	6-0/185	Bronx, N.Y./Mt. Saint Michael/Berkshire
42	Terrel Walker	RB	Jr.	5-8/200	Taunton, Mass./Taunton
43	Matthew LeBlanc	LB	R-Fr.	6-2/225	Holden, Mass./Wachusett Regional
44	Kris Enslin	DL	Sr.	6-4/255	Middletown, Del./Caravel Academy
45	CJ Dawson	FB	R-Fr.	6-2/225	Natick, Mass./New Hampton
46	Brian Anthony	LB	R-Fr.	6-2/200	Columbia, Md./Atholton
47	Josiah Hartley	WR	R-Fr.	6-4/230	Bangor, Maine/Bangor
48	Sydney Weston	RB	R-Fr.	5-7/202	Mt. Vernon, N.Y./Iona Prep
50	Christopher Howley	OL	Sr.	6-3/285	Runnemed, N.J./Triton
51	John McCabe	LB	R-Fr.	6-0/215	Winslow, Maine/Winslow
52	Matthew Wilson	DL	So.	6-3/270	Freeport, N.Y./Holy Trinity Diocesan
53	Nicholas Cox	LB	Jr.	5-11/180	Dorchester, Mass./Avon Old Farms
54	David Higgins	LB	Sr.	6-0/220	Cumberland, Maine/Greeley
55	Trevor Bates	DE	R-Fr.	6-1/215	Westbrook, Maine/Westbrook
56	Garret Williamson	OL	Sr.	6-3/275	Flemington, N.J./Hunterdon Central
64	Chase Hoyt	OL	R-Fr.	6-4/265	West Chester, Pa./Bayard Rustin
65	Douglas Nash	DL	Jr.	6-5/290	Turner, Maine/Leavitt
66	Matthew Pellerin	DL	So.	6-0/295	Turner, Maine/Leavitt
68	Jeff Gakos	OL	Jr.	6-4/290	Basking Ridge, N.J./Ridge
70	Benedict Wezel	OL	R-Fr.	6-8/310	Berlin, Germany/Salisbury School
72	Daniel Garriker	OL	R-Fr.	6-2/295	Alexandria, Va./West Potomac
73	Bruce Johnson	OL	R-Fr.	6-3/265	Rochester, N.Y./Gates Chili
74	Joshua Spearin	OL	Sr.	6-4/290	Limington, Maine/Bonny Eagle
75	Joseph Hook	OL	Jr.	6-5/290	Westfield, Mass./Westfield
76	Tyler Patterson	OL	Jr.	6-6/305	Owls Head, Maine/Rockland
78	Will Martin	OL	Sr.	6-2/285	Port Republic, N.J./Holy Spirit/Sacred Heart
81	Maurice McDonald	WR	Sr.	6-0/180	Paterson, N.J./Paterson Catholic
82	Daniel Upson	WR	R-Fr.	6-2/180	Montgomery Village, Md./Watkins Mill
83	Derrick Johnson	WR	Jr.	5-11/180	Hempstead, N.Y./Holy Trinity
84	Justin Flores	WR	R-Fr.	6-1/185	Woburn, Mass./Woburn
85	Najeto Green	WR	R-Fr.	6-3/185	Accokeek, Md./Gwynn Park
86	Justin Perillo	TE	Jr.	6-4/250	Wilmington, Del./The Tatnall School
87	John Hardy	WR	R-Fr.	6-1/178	Portland, Maine/Deering
88	Damarr Aultman	WR	So.	5-11/180	Wheatley Heights, N.Y./Half Hollow Hills West
89	Arthiur Williams	WR	So.	6-0/175	Springfield, Mass./Commerce
91	Carlton Charles	FB	So.	6-0/245	Windham, Maine/Windham
94	DaShaun Thomas	DL	Jr.	5-10/255	Huntington, N.Y./Milford Academy
95	Michael Kozlakowski	DE	R-Fr.	6-3/240	Lynbrook, N.Y./Lynbrook
96	Erwin Roach	DL	Jr.	6-3/240	Bloomfield, N.J./Fork Union Military Academy
97	Devin Clark	DL	So.	6-3/250	Baltimore, Md./Dunbar
98	Craig Capella	DL	Jr.	6-4/250	Galloway, N.J./Absegami
99	Michael Cole	DL	Jr.	6-2/250	North Brunswick, N.J./North Brunswick

Quick Facts

Location Durham, N.H.
 Enrollment 14,469
 Nickname Wildcats
 Website unhwildcats.com
 Twitter twitter.com/unhathletics
 Facebook facebook.com/UNHWildcats
 Stadium Cowell Stadium
 Stadium Capacity 6,500
 Stadium Surface Artificial Grass
 President Dr. Mark Huddleston
 Athletics Director Marty Scarano
 Head Coach Sean McDonnell (New Hampshire, 1978)
 Football Contact Mike Murphy, Associate Director/Media and Public Relations
 Football Contact Office Phone/Email 603-862-3906/mike.murphy@unh.edu
 Offensive Starters Returning/Lost 7/4
 Defensive Starters Returning/Lost 7/4

2011 Results (8-4, 6-2 CAA)

Home Stadium: Cowell Stadium (6,500)

Home: 5-0 Away: 2-4 vs. Top 25 (TSN/F): 5-3 vs. Top 25 (Coach): 4-3
 Total Home Attendance: 38,343 Average Home Attendance: 7,667

Sept. 1	{10/10}	at Toledo [ESPN3]	L 22-58	20,106
Sept. 10	{13/16}	at Lehigh [FCSA (TD)] {14/14}	W 48-41 (ot)	7,519
Sept. 24	{11/11}	*at Richmond [TCN/CSN-NE] {5/7}	W 45-43	8,700
Oct. 1	{7/9}	Holy Cross [rv/rv]	W 39-32	8,307
Oct. 8	{6/7}	*Villanova	W 47-17	5,760
Oct. 15	{6/6}	*at William and Mary [CSN-MA/CSN-NE] {16/15}	L 10-24	9,642
Oct. 22	{13/12}	*vs Massachusetts [CSN-NE/CSN-MA] {22/rv}	W 27-21	24,022
Oct. 29	{10/11}	*Rhode Island [CSN-NE]	W 31-24	10,554
Nov. 5	{9/11}	*James Madison {13/13}	W 28-10	4,466
Nov. 12	{7/10}	*at Towson {12/12}	L 42-56	8,366
Nov. 19	{12/13}	*Maine [CSN-NE] {11/11}	W 30-27	8,536
Dec. 3	{11/12}	at Montana State [ESPN3] {7/7}	L 25-26	11,367

CAA Team's Coaches & Sports Network Rankings listed prior to Opponent/Opponent's Coaches & Sports Network Rankings listed after Opponent at time game was played



**WILDCATS HEAD COACH
 SEAN MCDONNELL
 13 SEASONS (1999-2011)**

Collegiate Overall Record (Years) 96-62 (13 years)
Record at CAA Football Schools (Years) 96-62 (13 years)
Record in CAA Football Games (Years) 59-48 (13 years)

New Hampshire Coaching Staff

John Lyons Defensive Coordinator/Defensive Backs
 Ryan Carty Offensive Coordinator/Quarterbacks
 Jon Shelton Defensive Ends
 Brian Barbato Tight Ends
 Michael Ferzoco Running Backs
 Terrence Klein Strong Safeties/Outside Linebackers
 Alex Miller Offensive Line
 Chris Van Horn Defensive Tackles
 Artie Asselta Wide Receivers
 Art Link Linebackers

2012 Schedule

Date	Opponent	Location	Series Record
Aug. 30	at Holy Cross	Worcester, Mass.	6-6
Sept. 8	at Minnesota	Minneapolis, Minn.	First Meeting
Sept. 15	Central Connecticut State	Durham, N.H.	6-0
Sept. 22	*at Old Dominion	Norfolk, Va.	First Meeting
Sept. 29	*Delaware	Durham, N.H.	10-20
Oct. 6	*at Georgia State	Atlanta, Ga.	First Meeting
Oct. 13	*Richmond	Durham, N.H.	10-10
Oct. 20	*at Maine	Orono, Maine	48-43-8
Oct. 27	*at Rhode Island	Kingston, R.I.	53-27-5
Nov. 3	*William and Mary	Durham, N.H.	2-13
Nov. 17	*Towson	Durham, N.H.	7-1



CHRIS BERANGER




R.J. HARRIS



MATTEVANS



DONTRAPETERS




CHRIS BERANGER
 WINTHROP, MASS.
 WINTHROP HIGH SCHOOL

DB	5-11	195	JR
----	------	-----	----

YEAR	GP	S-A-Tackles	SK/TFL	Int	PBU	FF/FR
2010	10	9-11-20	0.0/0.0	0	1	0/0
2011	12	72-70-142	1.0/4.0	1	5	2/0
Career	22	81-81-162	1.0/4.0	1	6	2/0

- Ranked third in CAA in total tackles (142), tackles/game (11.8) & solo tackles/game (6.4)
- Posted fourth-most tackles in school single-season history
- Led team in tackles in seven of 12 games and registered double-digit tackles in eight games
- Secured 13 tackles, notched first career sack and forced fumble in win over Rhode Island; marked third straight game with double-digit tackles and earned College Football Performance Awards DB Performer of Week Honorable Mention...
- Set career high with 17 tackles in upset win at Richmond



R.J. HARRIS
 ODENTON, MD.
 ARUNDEL HIGH SCHOOL

WR	6-0	190	SO
----	-----	-----	----

YEAR	GP	No.	Yds	TD	Long	Avg/G	Avg/C
2011	11	50	714	7	66	64.91	14.28
Career	11	50	714	7	66	64.91	14.28

- Tabled to College Sports Journal All-Freshman Team & All-CAA Second Team
- Recorded four 100-yard receiving games and was two-time CAA Rookie of Week
- Seven touchdown receptions tied for CAA lead
- Paced 'Cats with 14.3 yards/catch and 64.9 yards/game with season-high 66-yard TD reception against Villanova
- Led team with six catches for 106 yards and career-high-tying two touchdowns in win against Maine to win CAA Rookie of Week and College Sports Madness CAA Player of the Week
- Collected team-leading seven catches for career-best 190 receiving yards and career-high 66-yard TD reception in win vs Villanova to earn CFPA WR Performer of Week Honorable Mention
- Snared career-high 12 catches for 120 yards and career-high two TDs in win at Richmond; was named CAA Rookie of Week and The Sports Network/Fathead.com Rookie of Week



MATT EVANS
 HANOVER, MASS.
 THAYER ACADEMY

LB	6-0	226	SR
----	-----	-----	----

YEAR	GP	S-A-Tackles	SK/TFL	Int	PBU	FF/FR
2009	12	8-5-13	0.0/0.5	0	0	0/1
2010	13	79-77-156	4.0/10.5	2	1	3/2
2011	12	86-79-165	2.0/7.5	3	3	3/1
Career	37	173-161-334	6.0/18.5	5	4	6/4

- Won Buck Buchanan Award as national defensive player of year (first in school history)
- Named Walter Camp Football Foundation All-American, Phil Steele's All-America First Team, The Sports Network/Fathead.com All-America & College Sports Madness All-American
- Tabled Beyond Sports College Network National Defensive Player of the Year, won College Football Performance Awards Elite Linebacker Award & garnered spot on A.P. All-America Second Team
- All-CAA First Team
- Led nation with 7.67 solo tackles/game and ranked second in country with 165 total tackles, the second-most in UNH single-season history
- Added 3 interceptions for team-leading 102 INT-return yards and two pick-sixes



DONTRA PETERS
 ANNAPOLIS, MD.
 ST. MARY'S HIGH SCHOOL

RB	5-11	197	SR
----	------	-----	----

YEAR	GP	No.	Yds	TD	Long	Avg/G	Avg/C
2009	12	37	179	2	26	14.92	4.84
2010	12	142	707	7	60	58.92	4.98
2011	11	117	595	7	48	54.09	5.09
Career	35	296	1481	16	60	42.31	5.00

- Ranked second in CAA with 139.4 all-purpose yards/game
- Ranked third in CAA with 24.6 yards per kickoff return
- Carried 13 times for 92 yards and 2 TDs in Colonial Clash win vs UMass at Gillette Stadium; added 98 kick-return yards for 208 all-purpose yards to win Bill Knight Trophy as game's MVP & CAA Special Teams Player of Week
- Two-time winner of 2011 CAA Special Teams Player of Week (Sept. 26, Oct. 24)
- Tallied career-high 70-yard kickoff return as part of 141 kick-return yards in win at Richmond to win CAA Special Teams Player of Week
- Rushed for team-leading 595 yards with seven touchdowns on 117 attempts... averaged 5.1 yards/rush and team-leading 54.1 rushing yards/game (No. 9 in CAA)

Playing Career

1975-78 University of New Hampshire

Coaching Career

1979 Assistant Coach, Manchester (N.H.) Memorial High School
 1980-82 Assistant Coach, Manchester (N.H.) West High School
 1983-84 Defensive Coordinator, Hamilton College
 1985-87 Wide Receivers/Tight Ends, Boston University
 1988 Graduate Assistant, Boston College
 1989-90 Assistant Coach, Columbia University
 1991-93 Quarterbacks/Receivers, University of New Hampshire
 1994-98 Offensive Coordinator, University of New Hampshire
 1999- Head Coach, University of New Hampshire

Personal

Birthdate

October 15, 1955

Hometown

Saratoga Springs, N.Y.

Alma Mater

New Hampshire '78

Wife

Jenny

Children

Tim, Tommy



McDonnell's Year-By-Year Record

Year	School	Record	Conf./Finish	Postseason
1999	New Hampshire	5-6	3-5/T6th	
2000	New Hampshire	6-5	4-4/T4th	
2001	New Hampshire	4-7	2-7/10th	
2002	New Hampshire	3-8	2-7/10th	
2003	New Hampshire	5-7	3-6/T8th	
2004	New Hampshire	10-3	6-2/1st (North)	NCAA Qtrs
2005	New Hampshire	11-2	7-1/1st (North)	NCAA Qtrs
2006	New Hampshire	9-4	5-3/T2nd (North)	NCAA Qtrs
2007	New Hampshire	7-5	4-4/T2nd (North)	NCAA
2008	New Hampshire	10-3	6-2/1st (North)	NCAA Qtrs
2009	New Hampshire	10-3	6-2/1st (North)	NCAA Qtrs
2010	New Hampshire	8-5	5-3/T3rd	NCAA Qtrs
2011	New Hampshire	8-4	6-2/T3rd	NCAA 2nd Round

New Hampshire Totals 96-62 (.608)

Career Record 96-62 (.608)

All-Time New Hampshire Coaching Records

Coach	Years	Record	Pct.	Conf.	Pct.
No Coach	1893-01	16-32-2	.340		
John Scannell	1902-03	4-9-2	.333		
G.B. Ward	1904	2-5	.286		
Edward Herr	1905-07	5-14-5	.313		
Charles Gill	1908	1-7	.125		
Willard Gildersleeve	1909	3-4	.429		
Ray Thomas	1910-11	3-8-2	.308		
Tod Eberle	1912-13	5-8-1	.393		
T.D. Sheppard	1914	1-6-2	.167		
William Cowell	1915-17, 19-36	87-68-23	.553		
George Sauer	1937-41	22-18-1	.549		
Charlie Justice	1942	6-0	1.000		
Bill Glassford	1946-48	19-5-1	.780	7-1	.875
Chief Boston	1949-64	60-57-10	.512	25-34-8	.433
Andy Mooradian	1965	0-8	.000	0-5	.000
Joe Yukica	1966-67	7-9	.438	3-7	.300
Jim Root	1968-71	18-14-1	.561	11-9	.550
Bill Bowes	1972-98	175-106-5	.621	97-74-2	.567
Sean McDonnell	1999-	96-62	.608	59-48	.551

2012 Team Information

Total No. of Starters Returning: 15

Offense: 7

.....	OL - Ricky Archer
.....OL - Mike Coccia
.....OL - Mickey DiLima
.....WR - Joey Orlando
.....OL - Seamus O'Neill
.....RB - Dontra Peters
.....OL - Chris Zarkoskie

Defense: 7

.....DB - Manny Asam
.....DB - Chris Beranger
.....LB - Alan Buzbee
.....LB - Matt Evans
.....DB - Chris Houston
.....DL - Sean McCann
.....DL - Jared Smith

Special Teams: 1

.....PK/P - Mike MacArthur
-------	----------------------------

Total No. of Starters Lost: 8

Offense: 4

.....WR - Chris Chandler
.....TE Sean Cullen
.....QB - Kevin Decker
.....WR - Mickey Mangieri

Defense: 4

.....DB - Kyle Flemings
.....DL - James Jenkins
.....DL - Brian McNally
.....DB - Rod Walker

Special Teams: 0

NOTE: Special Teams include kickers and punters only.

2012 Newcomers

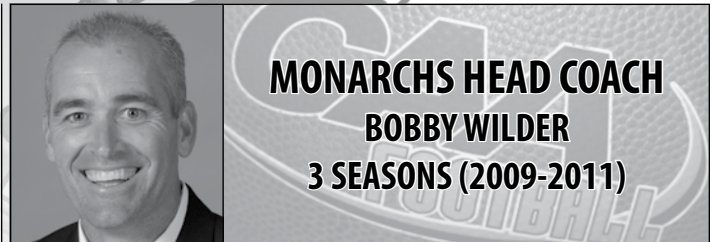
Name	Pos.	Ht./Wt.	Hometown/HS (Last School)
DeVaughn Chollette	LB/RB	6-0/205	Scranton, Pa./West Scranton
Dalton Crossan	DB/RB	5-11/185	Lake Ronkonkoma, N.Y./Sachem North
Casey DeAndrade	DB/RB	5-11/190	East Bridgewater, Mass./East Bridgewater
Ryan Farrell	DB/WR	6-1/200	Westwood, Mass./Xaverian Brothers
Hayden Knudson	DB/WR	6-0/190	Alexandria, Va./Hayfield
Andrew Lauderdale	DE/TE	6-6/240	Concord, N.H./Trinity
Tad McNeely	DL/OL	6-2/275	Whitehall, Pa./Allentown Central Catholic
Alexander Morrill	DL/OL	6-2/290	Lebanon, N.H./Lebanon
Jordan Powell	DE/TE	6-3/220	Forked River, N.J./Lacey Township
Adam Riese	QB/DB	6-0/205	Hamilton, N.J./Steinert
Cameron Shorey	DE/TE	6-4/240	Calais, Maine/Phillips Exeter
Kyon Taylor	DB/WR	5-11/180	Springfield, Va./Lee
Stephane Turner	DB/RB	5-7/185	Rowlett, Texas/Loomis Chaffee

Wildcats Roster

No.	Name	Pos.	Ht./Wt.	Cl.	Hometown (HS/Last School)
1	Dontra Peters	RB	Sr.	5-11/197	Annapolis, Md./St. Mary's
4	Manny Asam	S	Jr.	6-0/184	Bloomfield, N.J./Worcester Academy
5	Sean Goldrich	QB	R-Fr.	6-3/205	West Haven, Conn./Notre Dame
8	Jared Allison	WR	R-Fr.	5-8/164	Cliffwood, N.J./Matawan Regional
9	Nick Pellino	K/P	Jr.	6-1/208	Danvers, Mass./Danvers/Northeastern
10	Brad Prasky	K/P	So.	5-11/185	Groton, Mass./Groton-Dunstable
11	Seth Sheridan	WR	Fr.	6-1/175	Ashburnham, Mass./Bridgton Academy
13	Mike MacArthur	K/P	Jr.	5-10/184	North Hampton, N.H./Winnacunnet
15	R.J. Harris	WR	So.	6-0/190	Odenton, Md./Arundel
16	Nick Cefalo	S	So.	6-2/190	Basking Ridge, N.J./Ridge
17	James Brady	QB	Sr.	6-0/210	Deer Park, N.Y./St. Anthony's/Georgetown
18	Cam Seymour	WR	So.	6-4/214	Hyannis, Mass./Nauset Regional
19	Andy Vailas	QB	So.	6-2/187	Bedford, N.H./Phillips Academy
20	Ryan Lynch	DB	So.	5-9/175	Atkinson, N.H./Timberlane Regional
21	Steven Thames	CB	So.	6-0/181	Fort Washington, Md./Riverdale Baptist
22	Nico Steriti	RB	So.	5-11/214	Toms River, N.J./Toms River East
23	D.J. Moss	DB	R-Fr.	5-10/166	Huntsville, Ala./Columbia
24	Mike Kelly	RB	R-Fr.	5-9/190	Merrimack, N.H./Bishop Guertin
26	Khyheem Finley	S	R-Fr.	5-10/193	Staten Island, N.Y./Curtis
27	Tyler Sargent	DB	Sr.	5-10/202	Fairview, Pa./Fairview
29	Jim Earley	RB	R-Fr.	5-10/179	Hopkinton, N.H./Bishop Brady
30	Chris Setian	RB	Jr.	5-10/235	East Longmeadow, Mass./Suffield Academy
31	Chris Beranger	S	Jr.	5-11/195	Winthrop, Mass./Winthrop
32	Jimmy Owens	RB	So.	5-8/211	West Deptford, N.J./West Deptford
33	Keith Parkinson	S	R-Fr.	6-1/191	Fort Lauderdale, Fla./Pine Crest
34	Steve Collister	LB	Jr.	5-10/249	Rochester, N.Y./Greece Olympia
35	Kaill Bailey	DB	R-Fr.	5-10/172	Lancaster, Pa./Manheim Township
37	Chris Houston	CB	Jr.	5-9/170	Harrisburg, Pa./Bishop McDevitt
38	Tim Farina	WR	Jr.	5-9/168	Campton, N.H./Plymouth Regional
39	Michael Bradley	LB	Sr.	6-2/229	Concord, N.H./Concord
40	Tim Pike	S	So.	5-10/199	Bedford, Mass./Bedford
41	Horace Chalstrom	DB	Fr.	5-9/179	Annapolis, Md./St. Mary's
42	Akil Anderson	LB	R-Fr.	6-1/197	Morristown, N.J./Morristown
43	Lamar Edmonds	CB	R-Fr.	5-10/165	Worcester, Mass./St. Peter-Marian
44	Dab Ukvuani	DE	R-Fr.	6-3/240	Gaithersburg, Md./Col. Zadok Magruder
47	Anthony Guidice	K/P	So.	5-8/164	Nashua, N.H./Nashua North
48	Tre Williams	S	So.	6-3/194	Syracuse, N.Y./Christian Brothers Academy
49	Kelvin Fenelon	LB	So.	5-11/217	North Miami Beach, Fla./Chaminade Madonna
50	Damien Francis	LB	So.	6-0/211	Bridgeport, Conn./Bridgeport Central
51	Shane McNeely	LB	So.	6-2/243	Whitehall, Pa./Allentown Central Catholic
52	Matt Evans	LB	Sr.	6-0/226	Hanover, Mass./Thayer Academy
53	Chris Zarkoskie	OL	Sr.	6-1/286	West Caldwell, N.J./Seton Hall Prep
54	Alan Buzbee	LB	Sr.	6-3/238	Chester, N.J./Seton Hall Prep
55	Jay Colbert	DE	Jr.	6-1/262	Langhorne, Pa./Neshaminy
58	Sean McCann	DT	Jr.	6-2/262	Avon Lake, Ohio/Avon Lake
59	Connor Garside	OL			North Sutton, N.H./Kearsarge Regional
60	Matt Kaplan	DT	So.	6-1/291	Franklin, NH/Franklin
61	Sean Ryan	OL	Jr.	6-2/286	Londonderry, N.H./Londonderry
62	George Kallas	OL	R-Fr.	6-2/310	Beverly, Mass./Beverly
63	Ricky Archer	OL	Jr.	6-2/278	The Plains, Va./Osceola
65	Tim Johnson	DT	So.	6-2/284	Oakdale, Pa./West Allegheny
66	Seamus O'Neill	OL	Jr.	6-3/270	Manchester, N.H./Manchester Central
67	Rashid Armand	DT	R-Fr.	6-0/307	Brooklyn, N.Y./Sheepshead Bay
70	Mike Coccia	OL	So.	6-3/290	Bethlehem, Pa./Freedom
71	Isaiah Martin	OL	Sr.	6-2/283	Pennsauken, N.J./Pennsauken
72	Mickey DiLima	OL	Sr.	6-4/313	Kensington, Md./Our Lady Of Good Counsel
73	Cameron Finn	OL	R-Fr.	6-2/280	Goffstown, N.H./Goffstown
74	Walter McCarthy	OL	Sr.	6-5/272	Warwick, R.I./Milton Academy
75	Nick Schmalhofer	OL	Jr.	6-3/270	Lancaster, Pa./Lancaster Catholic
76	Alex Blane	OL	So.	6-4/291	North Andover, Mass./North Andover
77	Zach Hundertmark	OL	R-Fr.	6-4/276	West Windsor, N.J./Hun School
78	Rob Bowman	OL	So.	6-5/307	Cheshire, Conn./Notre Dame
79	Austin Heter	OL	R-Fr.	6-4/261	McKees Rocks, Pa./Montour
81	Justin Mello	WR	Jr.	6-0/217	Dartmouth, Mass./Dartmouth
82	Jimmy Giansante	WR	So.	6-2/198	Jefferson Hills, Pa./Thomas Jefferson
83	Steve Sweeney	WR	R-Fr.	5-10/174	Ridgewood, N.J./Don Bosco Prep
84	Joey Orlando	WR	Sr.	5-11/194	Bethlehem, Pa./Liberty
85	Brian Ciccone	TE	So.	6-3/248	Manchester, Mass./Manchester Essex
86	Ekene Nwokoye	TE	R-Fr.	6-5/216	Hanover, N.H./Academy of the New Church
88	Mike Mitchell	TE	So.	6-3/251	Wilkes Barre, Pa./Coughlin
89	Harold Spears	TE	So.	6-4/245	Perkasie, Pa./Pennington School
90	Jared Smith	DT	Sr.	6-3/300	Greencastle, Pa./Greencastle-Antrim
91	Jimmy Vailas	DT	Jr.	6-3/256	Bedford, N.H./Kimball Union Academy
92	Jullian Turner	DT	R-Fr.	6-0/306	East Pittsburgh, Pa./Woodland Hills
93	Matt Murray	TE	Jr.	6-2/257	Stow, Mass./Nashoba Regional
94	Randi Vines	DE	Sr.	6-3/261	Roanoke, Va./Santa Clara
95	Ryan Welch	DT	R-Fr.	6-3/273	Dunstable, Mass./Lawrence Academy
96	Cody Muller	DE	Jr.	6-2/250	Telford, Pa./Souderton
97	Robbie Zauck	DE	So.	6-2/250	Ocean City, N.J./Ocean City
98	Danny Rilea	DL	R-Fr.	6-4/256	Danielsville, Pa./Northampton Area
99	Christian Breda	K/P	R-Fr.	6-2/181	Needham, Mass./Dexter

Quick Facts

Location	Norfolk, Va.
Enrollment	24,466
Nickname	Monarchs
Website	odusports.com
Twitter	twitter.com/ODUFootball
Facebook	facebook.com/ODUSports
Stadium	Foreman Field at S.B. Ballard Stadium
Stadium Capacity	19,818
Stadium Surface	Artificial Grass
President	John R. Broderick
Athletics Director	Dr. Camden Wood Selig
Head Coach	Bobby Wilder (Maine, 1987)
Football Contact	Kimberly Zivkovich, Associate Director/Sports Information
Football Contact Office Phone/Email	757-683-5520/kzivkovi@odu.edu
Offensive Starters Returning/Lost	8/3
Defensive Starters Returning/Lost	7/4



**MONARCHS HEAD COACH
 BOBBY WILDER
 3 SEASONS (2009-2011)**

Collegiate Overall Record (Years)	27-8 (3 years)
Record at CAA Football Schools (Years)	10-3 (1 year)
Record in CAA Football Games (Years)	6-2 (1 year)

Old Dominion Coaching Staff

Marc Bacote	Defensive Backs
Zohn Burden	Wide Receivers
Dealton Cotton	Assistant Head Coach/Defensive Line
Bill Dee	Defensive Coordinator
Corey Hetherman	Defensive Run Game Coordinator/Linebackers
Keita Malloy	Assistant Defensive Coordinator/Secondary
Brian Scott	Associate Head Coach/Offensive Coordinator/Offensive Line
Ron Whitcomb	Pass Game Coordinator/Quarterbacks/Recruiting Coordinator
Brad Watkins	Running Backs
Michael Zyskowski	Special Teams Coordinator/Offensive Line

2011 Results (10-3, 6-2 CAA)

Home Stadium: Foreman Field (19,818)

Home: 6-1 Away: 4-2 vs. Top 25 (TSN/F): 3-3 vs. Top 25 (Coach): 3-3
 Total Home Attendance: 138,726 Average Home Attendance: 19,818

Sept. 3 {rv/-}	Campbell	W 41-14	19,818
Sept. 10 {rv/-}	at Georgia St. [CSS/TCN/CSN-NE/CSN-MA+/COX11] {rv/-}	W 40-17	11,701
Sept. 17 {rv/-}	Hampton [COX11(TD)/CSN-MA (TD)] {rv/rv}	W 45-42	19,818
Sept. 24 {rv/rv}	*at Delaware [TCN/CSN-NE/COX11] {7/6}	L 17-27	16,789
Oct. 1 {rv/rv}	*Massachusetts [COX11/COXNova/TCN-MA] {20/20}	W 48-33	19,818
Oct. 8 {21/rv}	*at Rhode Island {rv/-}	W 31-23	4,026
Oct. 15 {18/22}	*Towson {17/23}	L 35-39	19,818
Oct. 22 {21/22}	*at Villanova	W 37-14	7,471
Oct. 29 {15/16}	*James Madison [CSN-MA] {9/10}	W 23-20	19,818
Nov. 5 {12/12}	*Richmond {rv/-}	W 42-28	19,818
Nov. 12 {11/11}	*at William and Mary [COX11/COXNova/CSN-MA+] {rv/rv}	W 35-31	12,259
Nov. 26 {10/10}	Norfolk State [ESPN3] {19/22}	W 35-18	19,818
Dec. 3 {10/10}	at Georgia Southern [ESPN3] {3/2}	L 48-55	13,226

CAA Team's Coaches & Sports Network Rankings listed prior to Opponent/Opponent's Coaches & Sports Network Rankings listed after Opponent at time game was played

2012 Schedule

Date	Opponent	Location	Series Record
Sept. 1	Duquesne	Norfolk, Va.	First Meeting
Sept. 8	at Hampton	Hampton, Va.	2-0
Sept. 15	Campbell	Norfolk, Va.	3-0
Sept. 22	*New Hampshire	Norfolk, Va.	First Meeting
Sept. 29	*at Richmond	Richmond, Va.	1-0
Oct. 13	*Villanova	Norfolk, Va.	1-0
Oct. 20	*at Towson	Towson, Md.	0-1
Oct. 27	*Delaware	Norfolk, Va.	0-1
Nov. 3	*at Georgia State	Atlanta, Ga.	2-0
Nov. 10	*William and Mary	Norfolk, Va.	1-1
Nov. 17	*at James Madison	Harrisonburg, Va.	1-0



TAYLOR HEINICKE




JONATHAN PLISCO



NICK MAYERS



CRAIG WILKINS



TAYLOR HEINICKE
 ATLANTA, GA.
 COLLINS HILL HIGH SCHOOL

QB	6-1	190	SO
----	-----	-----	----

YEAR	GP	----- Passing -----			--- Rushing ---			
		Comp.-Att.-Int.	Yds.	TD	Lg.	Att.	Yds.	TD
2011	9	211-307-1	2385	25	93	68	363	4
Career	9	211-307-1	2385	25	93	68	363	4

-- Runner-up for the Jerry Rice Award by The Sports Network, awarded to the National Freshman of the Year

-- Third Team All-CAA Football honoree

-- Two-time National Freshman of the Week by The Sports Network and three-time CAA Rookie of the Week

-- Took over quarterback duties for the Monarchs in the second half of ODU's Oct. 1st contest with #20 UMass and finished out the 2011 campaign completing 211 of his 307 passes with just one interception, a hail mary pass at the end of ODU's contest with Towson, and 25 touchdowns

-- Name does not appear in the conference or national stats having not played in the minimum 75% of games played to qualify. However, if his name did appear, his 265 passing yards per game would have ranked 18th nationally, his 160.2 pass efficiency rating would place him fifth nationally, and his 305.3 yards of total offense per contest would put his name 10th nationally.



JONATHAN PLISCO
 NEWPORT NEWS, VA.
 WOODSIDE HIGH SCHOOL

P	6-0	210	SR
---	-----	-----	----

YEAR	GP	No.	Yds	I20	TB	Long	Avg/G
2009	11	62	2780	26	7	76	44.8
2010	11	43	1905	13	8	75	44.3
2011	11	51	2352	12	6	62	46.1
Career	33	156	7037	51	21	76	45.1

-- In all, the Monarch punter has earned nine All-America honors in his three-year career with Old Dominion

-- First Team All-American by Beyond College Sports Network and Second Team All-America from College Sports Madness, The Sports Network the Associated Press, and Phil Steele, and an All-American by College Sports Journal

-- First Team All-State by The Roanoke Times

-- First Team All-CAA Football

-- Led the CAA and ranked second in the nation in punting averaging 46.2 yards per punt

-- Of his 51 punts on the year, 20 went the distance of 50 yards or more and 12 were placed inside the opponent 20



NICK MAYERS
 VIRGINIA BEACH, VA.
 LANDSTOWN HIGH SCHOOL

WR	5-7	175	SR
----	-----	-----	----

YEAR	GP	No.	Yds	TD	Long	Avg/G	Avg/C
2009	10	24	468	7	55	46.8	19.5
2010	10	25	289	0	34	28.9	11.6
2011	12	62	698	7	93	58.2	11.3
Career	32	111	1453	14	93	45.4	13.1

-- First Team All-CAA Football

-- Led the ODU receiving corps with 62 catches for 698 yards and seven touchdowns


-- Averaged 11.3 yards per catch and 58.2 receiving yards per game ranking six in the CAA

-- Averaged 5.17 receptions per game ranking third in the CAA.

-- Through ODU's 32 total games played has registered 100 or more yards of receiving six times

-- Had a career-high and school record 166 yards receiving against Towson, including a 93-yard reception

-- Caught a season-high nine passes for 101 yards in the regular season finale at William and Mary



CRAIG WILKINS
 WASHINGTON, D.C.
 H.D. WOODSON HIGH SCHOOL

LB	6-2	230	SR
----	-----	-----	----

YEAR	GP	S-A-Tackles	SK/TFL	Int	PBU	FF/FR
2009	11	46-19-65	1.0/1.5	3	7	1/1
2010	11	35-39-74	2.5/10.5	1	2	2/5
2011	13	58-53-111	3.5/14.5	2	3	1/2
Career	35	129-111-250	7.0/26.5	6	12	4/8

-- First Team All-CAA Football

-- Collected 111 tackles (58 solo, 38 assisted), including 14.5 tackles for loss to lead the Monarch defense

-- Became the first Monarch to record over 100 tackles in a season

-- Averaged 8.5 tackles per game, ranking him 12th in the league

-- Posted double figure stops in four games including a career-high 17 tackles against Hampton

-- Added 3.5 sacks, a pair of interceptions, three pass break-ups, five defended passes, a fumble recovery, and a forced fumble on the season

-- Blocked a James Madison field goal as time expired to preserve ODU's 23-20 win over the Dukes and the Monarchs' first win over a top-10 program

Playing Career

1982-87 University of Maine

Coaching Career

1988-89 Graduate Assistant, Boston College
 1990 Running Backs, University of Maine
 1991 Assistant Defensive Line, University of Maine
 1992 Defensive Line, University of Maine
 1993 Wide Receivers/Tight Ends, University of Maine
 1994-99 Quarterbacks, University of Maine
 2000 Assistant Head Coach/Offensive Coordinator/Quarterbacks, University of Maine
 2001-06 Associate Head Coach/Offensive Coordinator/Quarterbacks, University of Maine
 2007- Head Coach, Old Dominion University

Personal

Birthdate

August 1, 1964

Hometown

Madison, Maine

Alma Mater

Maine '87

Wife

Pam

Children

Derek, Drew



Wilder's Year-By-Year Record

Year	School	Record	Conf./Finish	Postseason
2009	Old Dominion	9-2		
2010	Old Dominion	8-3		
2011	Old Dominion	10-3	6-2/T2nd	NCAA 2nd Round
Old Dominion Totals		27-8 (.771)		
Career Record		27-8 (.771)		

All-Time Old Dominion Coaching Records

Coach	Years	Record	Pct.	Conf.	Pct.
Bobby Wilder	2009-	27-8	.771	6-2	.750

2012 Team Information

Total No. of Starters Returning: 17

Offense: 8

.....	OL - David Born
.....	OL - Robbie Duncan
.....	WR - Reid Evans
.....	RB - Angus Harper
.....	QB - Taylor Heinicke
.....	OL - Jack Lowney
.....	WR - Nick Mayers
.....	WR - Larry Pinkard

Defense: 7

.....	DL - Chris Burnette
.....	LB - John Darr
.....	CB - Eriq Lewis
.....	S - Carvin Powell
.....	S - Devon Simmons
.....	LB - Craig Wilkins
.....	CB - Markell Wilkins

Special Teams: 2

.....	PK - Jarod Brown
.....	P - Jonathan Plisco

Total No. of Starters Lost: 7

Offense: 3

.....	WR - Prentice Gill
.....	OL - Jeremy Hensley
.....	OL - Ryan Jensen

Defense: 4

.....	DL - Ronnie Cameron
.....	DL - Chad King
.....	DL - Edmon McClam
.....	LB - J.J. Williams

Special Teams: 0

NOTE: Special Teams include kickers and punters only.

2012 Newcomers

Name	Pos.	Ht./Wt.	Hometown/HS (Last School)
Larry Alston III	LB	6-1/230	Aberdeen, N.J./Matawan
C. J. Bradshaw	RB	5-10/185	Kinston, N.C./Kinston
Troy Butler	OL	6-3/300	Chesapeake, Va./Hickory
Calvert Cook	LB	6-0/210	Norfolk, Va./Booker T. Washington
Galen Evans	DT	6-3/300	Annapolis, Md./Annapolis Area Christian School
Andrew Everett	DE	6-5/210	Lawrenceville, Ga./Collins Hill
Jacob Green	DT	6-4/250	Greensboro N.C./ Page
Ervin Johnson* (Jr.)	LB	6-1/200	Bradenton, Fla./Manatee (Dean JC)
Malique Johnson	DB	6-2/195	Glen Burnie, Md./Annapolis Area Christian School
Andrew Maddox	OL	6-5/280	Woodbridge, Va./Woodbridge
Colin McElroy	QB	6-0/185	Alpharetta, Ga./Milton
Anderson Miller	DE	6-2/230	Virginia Beach, Va./First Colonial
Fellonte Misher	S	6-2/190	Washington, D.C./Coolidge
Rahsaan Moore* (So.)	DE	6-2/240	District Heights, Md./Wise (Maryland)
Zach Pascal	WR	6-2/195	Upper Marlboro, Md./Wise
Rashawn Proctor	WR	6-1/175	Hampton, Va./Bethel
Terrell Reid	LB	6-2/220	Washington, D.C./McKinley Tech
David Washington	QB	6-3/195	Raleigh, N.C./Southeast Raleigh
Darius Wilkins	DE	6-3/225	Apex, N.C./Middle Creek

* Transfer Student-Athlete enrolled at Old Dominion Spring 2012

Monarchs Roster

No.	Name	Pos.	Cl.	Ht./Wt.	Hometown/High School/Last School
1	Jakwail Bailey	WR	So.	5-11/185	Haddonfield, N.J./Paul VI
2	Kirk Spellman	WR	Fr-r.	5-10/175	Chesapeake, Va./Indian River
3	Marquel Thomas	WR	Jr-r.	6-3/180	Virginia Beach, Va./Bayside/N.C. Tech
4	Reid Evans	WR	Sr-r.	5-10/180	Hampton, Va./Phoebus
5	Antonio Vaughan	WR	So-r.	5-8/170	Ahokie, N.C./Hertford County
6	Alex Arain	DE	Sr-r.	6-4/235	Virginia Beach, Va./Kempsville
7	Nick Mayers	WR	Sr-r.	5-7/175	Virginia Beach, Va./Landstown
8	Blair Roberts	WR	So.	6-2/190	Rochester, N.Y./Bishop Kearney
9	Larry Pinkard	WR	So-r.	6-0/180	Washington, D.C./Ballou
10	Devon Simmons	S	Sr-r.	6-2/205	Newport News, Va./Denbigh
11	Nate Ong	QB	Sr-r.	6-2/195	Escondido, Calif./San Pasqual/Palomar
12	Craig Wilkins	LB	Sr-r.	6-2/230	Washington, D.C./H.D. Woodson
13	Tyler Clark	QB	Fr-r.	6-3/210	Chesapeake, Va./Grassfield
14	Taylor Heinicke	QB	So.	6-1/190	Atlanta, Ga./Collins Hill
15	Aaron Evans	WR	Jr.	5-9/190	Newport News, Va./Woodside
16	Fred Credle	S	Sr-r.	5-11/175	Chesapeake, Va./Deep Creek
17	Rodney Hunter	LB	So-r.	6-2/200	Miami, Fla./Etowah
18	Akil Jones	CB	Fr-r.	5-10/160	Fairfax, VA/Oakton
19	A.J. Bordley	CB	Fr-r.	5-11/160	Virginia Beach, Va./First Colonial
20	Paul Morant	S	Jr.	6-0/205	Hampton, Va./Phoebus
22	T.J. Cowart	CB	Jr-r.	5-9/190	Virginia Beach, Va./Ocean Lakes
23	Reggie Owens	CB	So.	6-0/190	Virginia Beach, Va./Ocean Lakes
26	Eriq Lewis	CB	So-r.	6-0/180	Washington, D.C./Coolidge
27	Carvin Powell	S	Sr.	6-1/205	Chesapeake, Va./Great Bridge
28	Markell Wilkins	CB	Jr-r.	5-9/165	Hampton, Va./Phoebus
30	Neal-Anthony Hale	S	So.	5-9/180	Norfolk, Va./Maury
31	Jonathan Plisco	P	Sr-r.	6-0/210	Newport News, Va./Woodside
32	Angus Harper	RB	So-r.	6-0/210	Alexandria, Va./Edison
33	Tyree Lee	RB	So.	5-10/195	Hampton, Va./Phoebus
34	Ervin Johnson	LB	Jr.	6-1/200	Bradenton, Fla./Manatee/Dean JC
35	Aquante Thornton	WR	Fr-r.	5-9/165	Virginia Beach, Va./Tallwood
36	Colby Goodwyn	RB	Jr.	5-10/195	Hampton, Va./Phoebus
37	Malik Jackson	RB	Fr-r.	5-8/200	Washington, D.C./Archbishop Carroll
39	Jarod Brown	K	Jr-r.	5-11/210	Yorktown, Va./Grafton/West Virginia
40	B.J. McLaughlin	DE	Sr-r.	5-11/235	Columbia, Va./Goochland
41	Brandon Bacchus	CB	Fr-r.	5-11/190	Hampton, Va./Kecoughtan
42	Keenen Terry II	CB	Jr.	6-0/170	Hampton, Va./Hampton Christian
43	Darrius Jennings	WR	Fr-r.	5-11/165	Chesapeake, Va./Oscar Smith
44	Darryl Brown	LB	So-r.	6-0/220	Virginia Beach, Va./First Colonial
45	Rob Mahan	LB	Fr-r.	6-2/210	Merchantville, N.J./Winslow Township
46	John Darr	LB	Jr-r.	6-0/225	Forestville, Md./Suitland
47	Mike Lennox	LB	Fr-r.	6-2/210	Bristow, Va./Brensville
48	Preston Smith	DE	So-r.	6-2/255	Chesapeake, Va./Deep Creek
49	Rick Lovato	LS	So.	6-2/220	Middletown, N.J./Middletown
51	Michael Colbert	LB	Sr-r.	6-1/230	Fayetteville, N.C./E.E. Smith
52	Xavier Duckett	LB	Jr-r.	6-0/235	Roanoke, Va./Northside
54	Dominique Guinn-Bailey	DT	So-r.	6-4/280	Portsmouth, Va./Churchland
55	Erik Saylor	DT	Sr-r.	6-2/270	Ijamsville, Md./Urbana
56	James Faircloth	LB	So.	5-11/210	Chesapeake, Va./Grassfield
57	Robbie Duncan	OL	Sr-r.	6-4/285	Sterling, Va./Park View
60	Josh Mann	OL	So.	6-4/290	Virginia Beach, Va./Ocean Lakes
61	Wes Moulton	OL	So-r.	6-3/270	Virginia Beach, Va./Ocean Lakes
65	Perry Owens	OL	Jr-r.	6-3/270	Edenton, N.C./John A. Holmes
67	Dustin Burdick	K	Fr-r.	5-9/185	Staunton, Va./Robert E. Lee
69	Josh Williams	P	Fr-r.	6-3/250	Keysville, Va./Randolph Henry
70	Brandon Carr	OL	Sr-r.	6-2/300	Chesapeake, Va./Western Branch/Fork Union
71	Connor Mewbourne	OL	Fr-r.	6-4/285	Virginia Beach, Va./First Colonial
72	Kyle Lawrence	K	Fr-r.	5-6/155	Hampton, Va./Kecoughtan
73	Jack Lowney	OL	Jr-r.	6-4/290	Narberth, Pa./Archbishop Carroll
74	Jonathan McLean	DE	Fr-r.	6-3/240	Hampton, Va./Phoebus
75	Bryan Morrison	OL	Sr-r.	6-2/275	Ashburn, Va./Broad Run
77	David Born	OL	Jr-r.	6-8/340	Bakersfield, Calif./West/Bakersfield
78	D.J. Morrell	OL	Jr-r.	6-6/305	Norwalk, Conn./Norwalk/Dean JC
79	Mike Justice	OL	So-r.	6-7/280	Springfield, Va./West Springfield
83	Kai Blanco	DT	Sr-r.	6-3/265	Alexandria, Va./Mount Vernon
85	Chris Lovitt	WR	Sr-r.	5-9/195	Stafford, Va./Colonial Forge
88	Mitch Castleberry	TE	So.	6-5/220	Herrndon, Va./Westfield
90	Chris Burnette	DT	Sr-r.	6-4/290	Baltimore, Md./Gilman School
92	Kevin Buchanan	DE	Fr-r.	6-3/230	Virginia Beach, Va./Maury
94	Jagger Blehm	DT	So-r.	6-3/250	Virginia Beach, Va./Green Run
95	Nate Barnes	DT	Jr-r.	6-5/270	Newport News, Va./Heritage
96	Rahsaan Moore	DE	So-r.	6-2/240	District Heights, Md./Wise/Maryland
97	Darius Wilkins	DE	Fr.	6-3/225	Apex, N.C./Middle Creek
98	Alex Johnson	DE	Jr-r.	6-3/225	New Canton, Va./Buckingham County/Fork Union
99	Dontez Tyler	DE	Fr-r.	6-4/240	Ahokie, N.C./Hertford County

Quick Facts

Location Kingston, R.I.
 Enrollment 15,591
 Nickname Rams
 Website gorhody.com
 Twitter twitter.com/RhodyFootball
 Facebook facebook.com/RhodyFootball
 Stadium Meade Stadium
 Stadium Capacity 6,555
 Stadium Surface Natural Grass
 President Dr. David Dooley
 Athletics Director Thorr Bjorn
 Head Coach Joe Trainer (Dickinson, 1990)
 Football Contact Shane Donaldson, Coordinator/Media Relations
 Football Contact Office Phone/Email 401-874-2409/shane_donaldson@ds.uri.edu
 Offensive Starters Returning/Lost 5/6
 Defensive Starters Returning/Lost 4/7

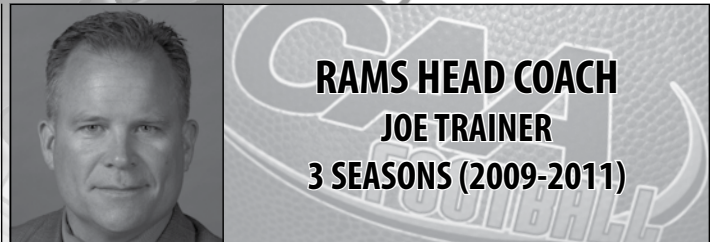
2011 Results (3-8, 2-6 CAA)

Home Stadium: Meade Stadium (6,555)

Home: 3-2 Away: 0-6 vs. Top 25 (TSN/F): 2-6 vs. Top 25 (Coach): 2-5
 Total Home Attendance: 23,573 Average Home Attendance: 4,715

Sept. 10	{rv/-}	at Syracuse [SNY/ESPN3]	L 14-21	36,421
Sept. 17	{rv/-}	*at Massachusetts [CSN-NE/CSN-MA] {21/25}	L 27-36	11,167
Sept. 24	{rv/-}	Fordham	W 21-17	3,428
Oct. 1	{rv/-}	at Brown [myRITV]	L 21-35	8,534
Oct. 8	{rv/-}	*Old Dominion {21/rv}	L 23-31	4,026
Oct. 15		*at Maine [WAB] {12/16}	L 21-27	7,256
Oct. 22		*Delaware {16/13}	W 38-34	6,222
Oct. 29		*at New Hampshire [CSN-NE] {10/11}	L 24-31	10,554
Nov. 5		*William and Mary {19/21}	W 24-21	7,014
Nov. 12		*at James Madison {20/19}	L 13-31	25,096
Nov. 19		*Towson {8/10}	L 17-28	2,883

CAA Team's Coaches & Sports Network Rankings listed prior to Opponent/Opponent's Coaches & Sports Network Rankings listed after Opponent at time game was played



RAMS HEAD COACH
JOE TRAINER
3 SEASONS (2009-2011)


Collegiate Overall Record (Years) 22-44 (6 years)
Record at CAA Football Schools (Years) 9-24 (3 years)
Record in CAA Football Games (Years) 6-18 (3 years)

Rhode Island Coaching Staff

Roy Istvan Assistant Head Coach/Offensive Coordinator/Offensive Line
 Brian Vaganek Defensive Coordinator/Defensive Line
 Eddie Allen Special Teams Coordinator/Running Backs
 Liam Coen Passing Game Coordinator/Quarterbacks
 Raphael Dowdy Linebackers/Recruiting Coordinator
 Ari Confesor Wide Receivers
 Ryan Mattison Defensive Backs
 Matt Sutjak Assistant Offensive Line
 Matt Urban Assistant Defensive Backs/Cornerbacks
 Doug Borsari Director of Football Operations

2012 Schedule

Date	Opponent	Location	Series Record
Sept. 8	at Monmouth	West Long Branch, N.J.	1-0
Sept. 15	*at Villanova	Villanova, Pa.	3-14
Sept. 22	*James Madison	Kingston, R.I.	3-7
Sept. 29	at Bowling Green	Bowling Green, Ohio	First Meeting
Oct. 6	Brown	Kingston, R.I.	26-68-2
Oct. 13	*Georgia State	Kingston, R.I.	First Meeting
Oct. 20	*at Delaware	Newark, Del.	8-19
Oct. 27	*New Hampshire	Kingston, R.I.	29-51-5
Nov. 3	*at Richmond	Richmond, Va.	5-13
Nov. 10	*at Towson	Towson, Md.	6-6
Nov. 17	*Maine	Kingston, R.I.	34-53-3





BOB BENTSEN
 WARWICK, R.I.
 WARWICK VETS HIGH SCHOOL

QB	6-1	211	JR
----	-----	-----	----

YEAR	GP	----- Passing -----			--- Rushing ---			
		Comp.-Att.-Int.	Yds.	TD	Lg.	Att.	Yds.	TD
2011	9	93-156-8	1137	9	73	39	163	1
Career	9	93-156-8	1137	9	73	39	163	1

- Took over as the starter midway through 2011 season
- Passed for 1,137 yards and nine touchdowns
- Rushed for 163 yards and one touchdown
- First native Rhode Islander to start at quarterback since 1992
- Ranked fourth in the CAA in passing yards per completion (12.2)
- Ranked 6th in the CAA in passing yards per game (126.3), passing efficiency (129.6) and total offense (144.4)



DOUG JOHNSON
 WARWICK, R.I.
 DEAN HIGH SCHOOL

LB	6-0	225	SR
----	-----	-----	----

YEAR	GP	S-A-Tackles	SK/TFL	Int	PBU	FF/FR
2011	11	51-28-79	6.0/14.5	2	1	0/0
Career	11	51-28-79	6.0/14.5	2	1	0/0

- Ranked 20th in the CAA with 7.2 tackles per game in 2011
- Third-Team All-CAA selection in 2011
- Second on Rhode Island in total tackles (79) in 2011.
- Ranked second in the CAA in tackles for loss (16) in 2011.
- Ranked fifth in the league in sacks (6) in 2011.
- Finished 2011 with 79 tackles, 3 passes defensed and two interceptions.



KYLE ELLIOTT
 CRESSKILL, N.J.
 CRESSKILL HIGH SCHOOL

OL	6-3	285	SR
----	-----	-----	----

- Has started 19 consecutive games at guard for the Rams
- Part of offensive line that allowed a league-low 18 sacks in 2011
- Member of the 2011 CAA Academic All-Conference Team
- Has a 3.63 grade-point average and earned the University Excellence Award at URI's top finance major
- Named to the 2011 Capitol One NCAA Division I Academic All-District First Team
- Came to Rhode Island as a quarterback and spent a year on the defensive line before switching to offensive guard



DAVE ZOCCO
 NASHUA, N.H.
 NASHUA SOUTH HIGH SCHOOL

LB	6-1	230	JR
----	-----	-----	----

YEAR	GP	S-A-Tackles	SK/TFL	Int	PBU	FF/FR
2010	10	11-10-21	0.5/3.5	1	0	0/0
2011	11	71-28-99	4.0/13.0	2	1	2/1
Career	21	82-38-120	4.5/16.5	3	1	2/1

- Ranked eighth in the CAA in tackles per game (9.0) in 2011
- Led Rhode Island with 99 tackles in 2011
- Had four sacks and 13 tackles for loss in 2011
- Started every game at linebacker in 2011
- Has appeared in 21 of 22 possible games in career thus far
- Had two interceptions and two forced fumbles last season

Playing Career

1986-89 Dickinson College

Coaching Career

1990-91 Graduate Assistant/Linebackers, Temple University
 1992 Linebackers/Special Teams, Frostburg State University
 1993-94 Linebackers/Special Teams, Colgate University
 1995-96 Defensive Coordinator/Linebackers, University of New Haven
 1997-99 Linebackers, Villanova University
 2000-04 Defensive Coordinator, Villanova University
 2005-07 Head Coach, Millersville University
 2008 Associate Head Coach/Defensive Coordinator, University of Rhode Island
 2009 Assistant Head Coach, Bowling Green State University
 2009- Head Coach, University of Rhode Island

Personal

Birthdate

March 6, 1968

Hometown

Roslyn, Pa.

Alma Mater

Dickinson '90

Wife

Moreen

Children

Liam, Dillon, Keira



Trainer's Year-By-Year Record

Year	School	Record	Conf./Finish	Postseason
2005	Millersville	5-6		
2006	Millersville	5-6		
2007	Millersville	3-8		
Millersville Totals		13-20 (.394)		
2009	Rhode Island	1-10	0-8/6th (North)	
2010	Rhode Island	5-6	4-4/T5th	
2011	Rhode Island	3-8	2-6/8th	
Rhode Island Totals		9-24 (.273)		
Career Totals		22-44 (.333)		

All-Time Rhode Island Coaching Records

Coach	Years	Record	Pct.	Conf.	Pct.
No Coach	1895-97	2-7	.222		
Marshall Tyler	1898-08	23-22-8	.509		
George Cobb	1909-11, 13-14	17-16-5	.513		
Robert Bingham	1912	6-3	.667		
Jim Baldwin	1915-16	6-9-1	.406		
Fred Murray	1917, 19	2-11-3	.154		
Frank Keaney	1920-40	70-87-12	.449		
Bill Beck	1941, 46-49	12-22-2	.353	1-11	.083
Paul Cieurzo	1942, 45	5-4	.556		
Hal Kopp	1950, 52-55	28-11-2	.718	15-5-1	.738
Ed Doherty	1951	3-5	.375	1-3	.250
Herb Maack	1956-60	17-22-2	.436	8-12-2	.409
John Chironna	1961-62	4-11-3	.267	2-7-1	.250
Jack Zilly	1963-69	21-41-2	.339	10-23-2	.314
Jack Gregory	1970-75	22-33-2	.400	13-18-1	.422
Bob Griffin	1976-92	79-107-1	.425	37-67	.356
Floyd Keith	1993-99	23-53	.303	17-39	.304
Tim Stowers	2000-07	33-57	.367	20-47	.299
Darren Rizzi	2008	3-9	.250	1-7	.125
Joe Trainer	2009-	9-24	.273	6-18	.250

2012 Team Information

Total No. of Starters Returning: 9

Offense: 5

.....QB - Bob Bentsen
OG - Kyle Elliott
C - Matt Greenhalgh
WR - Brandon Johnson-Farrell
TE - Joe Migliarese

Defense: 4

.....LB - Doug Johnson
DL - James Timmons
DL - Manee Williams
LB - Dave Zocco

Special Teams: 0

Total No. of Starters Lost: 15

Offense: 7

.....WR - Anthony Baskerville
OT - Kyle Bogumil
WR - Ty Bynum
OT - Jason Foster
OG - Michael Gross
RB - Travis Hurd
QB - Steve Probst

Defense: 7

.....DB - Darrell Dulany
DB - Stanley Dunbar
DT - Willie McGinnis
LB - Michael Okunfolami
DT - Matt Rae
DB - Evan Shields
DB - Ahkiel White

Special Teams: 1

.....PK/P - Louis Feinstein

NOTE: Special Teams include kickers and punters only.

2012 Newcomers

Name	Pos.	Ht./Wt.	Hometown/HS (Last School)
Jamaal Bess*	RB/DB	5-9/180	Chico, Calif./ (Butte CC)
Connor Caponegro	TE	6-2/230	Allentown, N.J./Cheshire Academy
Tyler Catalina	OL	6-6/300	Worcester, Mass./Kent School
Sean Conley	LB	6-1/190	South Kingstown, R.I./South Kingstown
Mackenzie Elliott* (Jr.)	DB	5-10/180	Burtonsville, Md./ (Hudson Valley CC)
Hunter Eubanks	DL	6-3/300	Gwynn Oak, Md./Mt. St. Joseph
Dan Farley* (So.)	QB	6-2/207	Boontown, N.J./DePaul Catholic (San Bernardino Valley College)
Kreshnik Hakanjin* (Jr.)	OL	6-4/304	Brooklyn, N.Y./ (ASA College)
Samuel Hartman	OL	6-2/290	Chester, Va./Fork Union Military Academy
Robbie Jackson*	WR	6-2/190	Natick, Mass./Natick (Dean College)
Tyrone Jenkins	WR/DB	6-0/170	Alexandria, Va./West Potomac
Rondell Lane	WR/DB	6-2/185	Mickleton, N.J./Fork Union Military Academy
Tarik Pusey	WR	6-0/210	Brooklyn, N.Y./Abraham Lincoln
Andre' Scott	DB	6-3/200	Largo, Md./Valley Forge Military Academy
Donovan Walker* (Jr.)	DB	5-10/194	Yonkers, N.Y./ (Dean College)

* Transfer Student-Athlete enrolled at Rhode Island Spring 2012

Rams Roster

No.	Name	Pos.	Cl.	Ht./Wt.	Hometown (HS/Last School)
3	Brandon Johnson-Farrell	WR	RS-SR	5-10/190	Odenton, Md./Arundel
6	Ayo Isijola	RB	SR	5-10/210	Brooklyn, N.Y./Sheepshead Bay
8	Dan Farley	QB	SO	6-1/205	Boonton, N.J./DePaul Catholic
10	Bob Bentsen	QB	JR	6-1/211	Warwick, R.I./Warwick Vets
11	Billy Morgan	WR	SR	5-9/175	Chester, Pa./Cardinal O'Hara
13	Danny Fenyak	QB	RS-SO	6-4/208	Chantilly, Va./Westfield
15	Donovan Walker	DB	JR	5-10/195	Yonkers, N.Y./Roosevelt
16	Craig Cicardo	WR	SO	6-0/190	Forked River, N.J./Lacey Township
18	Ramadan Abdullah	WR	JR	6-0/182	Philadelphia, Pa./Germantown
19	Rondell Lane	DB	FR	6-1/195	Mickleton, N.J./Kingsway Regional
23	Doug Johnson	LB	SR	6-0/225	Warwick, R.I./Dean
24	Dave Zocco	LB	JR	6-1/230	Nashua, N.H./Nashua South
25	Assani Mudimbi	RB	SO	5-10/190	Takoma Park, Md./Montgomery Blair
26	Selwyn Nicholas	DB	SO	6-3/195	Brooklyn, N.Y./Abraham Lincoln
27	Clement Ani	DB	SR	6-1/210	Oakland, Calif./Hayward
29	Kevin Cosgrove	K/P	SO	5-11/150	New Providence, N.J./St. Peter's Prep
30	Chris Thompson	DB	SO	5-10/160	Franklin Lakes, N.J./Ramapo
31	Rodney Chancel	DB	SO	5-10/160	Mansfield, Mass./Mansfield
33	Robbie Delgado	DB	SO	5-10/185	East Providence, R.I./East Providence
34	Justin Favreau	FB	RS-SO	5-11/225	Wakefield, R.I./South Kingstown
36	Brandford Sowah	WR	SR	5-7/185	Providence, R.I./Bishop Hendrick
37	Brendan Kenney	WR	SO	5-10/190	Narragansett, R.I./Narragansett
38	Jordan Sebastian	RB	SO	6-0/215	West Haven, Conn./The Hopkins School
39	David Hansen	S	RS-SO	5-10/200	Providence, R.I./La Salle
40	Cameron Josse	S	RS-SO	5-10/210	Oakland, N.J./Indian Hills
42	Greg Doutre	LB	RS-FR	6-2/215	Johnston, R.I./Johnston
45	Clay Crume	LB	SO	6-2/210	League City, Texas/Clear Creek H.S.
46	Ali Muhammad	DL	JR	6-3/242	Kingston, Pa./Wyoming Valley West
47	Manee Williams	DL	SR	6-1/250	New Rochelle, N.Y./New Rochelle
49	Evan Winfrey	DB	SO	6-1/190	Herndon, Va./Westfield
50	Shomari Watts	DL	JR	6-1/240	Philadelphia, Pa./Haverford
51	Matt Greenhalgh	C	RS-SR	6-2/285	Chepachet, R.I./Ponaganset
52	Andrew Bose	LB	SO	6-2/230	Huntington, Md./Huntington
53	Kyle Elliott	OG	RS-SR	6-3/285	Cresskill, N.J./Cresskill
55	Mike Henderson	LB	SR	6-0/225	Ruby, N.Y./Eric C.C.
56	Sam Hartman	OL	FR	6-2/285	Chester, Va./Thomas Dale
57	Zach Furtado	LB	SO	6-2/225	Warwick, R.I./Toll Gate
59	Mark Murphy	LB	SO	6-2/230	Narragansett, R.I./Narragansett
61	Brian Louth	DL	JR	6-0/255	East Windsor, N.J./Hightstown
62	Eric Thomson	OL	RS-SO	6-5/262	Lincoln, R.I./Lincoln
64	Mike Gill	OL	SO	6-0/260	Franklin, Mass./Franklin
65	Kevin Gallogly	OL	SO	6-3/285	Holmdel, N.J./Holmdel
67	Andrew Kestenbaum	OL	SO	6-4/305	Dartmouth, Mass./Dartmouth
68	John Greenhalgh	OL	SO	6-4/300	Chepachet, R.I./Ponaganset
70	Kevin Mustac	OL	JR	6-4/285	Rutherford, N.J./St. Mary's
73	Jeff Kennedy	OL	RS-SO	6-4/275	Hope, R.I./Scituate
75	Andrew Belizaire	OL	SR	6-4/290	Monsey, N.Y./St. Joseph Regional
77	James Murray	DL	RS-SO	6-2/260	North Scituate, R.I./Scituate
80	Joe Migliarese	TE	SR	6-4/250	Blue Bell, Pa./La Salle College
81	Dylan Smith	K	SO	5-11/180	River Edge, N.J./River Edge
82	Alex Frazier	TE	SR	6-4/240	Westfield, Mass./Westfield High
84	Theo Russell	WR	SO	5-11/185	Hamburg, N.Y./Canisius
86	Tim Wienclaw	WR	SO	6-1/190	Valley Stream, N.Y./Kellenberg Memorial
87	Kyle Steadman	WR	SR	6-2/180	North Easton, Mass./Oliver Ames High
89	Derek Gibson	TE	RS-SO	6-4/250	Bloomfield, N.J./Worcester Academy
90	Alex Craft	DL	RS-SO	6-1/245	East Greenwich, R.I./East Greenwich
91	Damen Vargas	DL	SO	6-2/285	Hanford, Calif./Hanford West
92	Josh Moody	DE	JR	6-4/263	Staten Island, N.Y./Tottenville
95	Mike Rinaldi	DE	RS-SO	6-1/260	Dallas, Texas/Dallas Jesuit
96	James Timmins	DL	JR	6-2/240	Staten Island, N.Y./Curtis
98	Joe Simon	DL	SO	6-3/245	Armonk, N.Y./Byram Hills

Quick Facts

Location Richmond, Va.
 Enrollment 2,950
 Nickname Spiders
 Website richmondspiders.com
 Twitter twitter.com/Spider_Football
 Facebook facebook.com (Search: Richmond Spiders Football)
 Stadium Robins Stadium
 Stadium Capacity 8,700
 Stadium Surface Artificial Grass
 President Dr. Edward L. Ayers
 Athletics Director Jim Miller
 Head Coach Danny Rocco (Wake Forest, 1984)
 Football Contact Scott Burns, Assistant Director/Athletic Public Relations
 Football Contact Office Phone/Email 804-287-6313/sburns2@richmond.edu
 Offensive Starters Returning/Lost 6/5
 Defensive Starters Returning/Lost 7/4

2011 Results (3-8, 0-8 CAA)

Home Stadium: Robins Stadium (8,700)

Home: 2-4 Away: 1-4 vs. Top 25 (TSN/F): 0-5 vs. Top 25 (Coach): 0-6
 Total Home Attendance: 52,200 Average Home Attendance: 8,700

Sept. 3	{16/19}	at Duke [ESPN3]	W 23-21	32,741
Sept. 10	{9/11}	Wagner	W 21-6	8,700
Sept. 17	{6/9}	VMI	W 34-19	8,700
Sept. 24	{5/7}	*New Hampshire [TCN/CSN-NE] {11/11}	L 43-45	8,700
Oct. 1	{10/10}	*at James Madison [TCN/CSN-NE] {9/8}	L 7-31	25,742
Oct. 8	{14/16}	*at Towson {25/rv}	L 28-31	7,587
Oct. 22	{18/21}	*Maine {9/14}	L 22-23	8,700
Oct. 29	{rv/rv}	*Massachusetts {rv/rv}	L 7-28	8,700
Nov. 5	{rv/-}	*at Old Dominion {12/12}	L 28-42	19,818
Nov. 12	{rv/-}	*at Delaware [TCN/CSN-NE] {15/17}	L 10-24	20,008
Nov. 19		*William and Mary [CSN-MA] {rv/rv}	L 23-25	8,700

CAA Team's Coaches & Sports Network Rankings listed prior to Opponent/Opponent's Coaches & Sports Network Rankings listed after Opponent at time game was played



Collegiate Overall Record (Years) 47-20 (6 years)
Record at CAA Football Schools (Years) First Year
Record in CAA Football Games (Years) First Year

Richmond Coaching Staff

Wayne Lineburg Associate Head Coach/Running Backs/Recruiting Coordinator
 Brandon Streeter Offensive Coordinator/Quarterbacks
 Bob Trott Defensive Coordinator
 Dave Legg Cornerbacks/Special Teams
 Lavern Belin Defensive Line
 Fontel Mines Wide Receivers
 Bill Polin Tight Ends
 Manny Rojas Assistant Defensive Line
 Byron Thweatt Linebackers
 Blaine McCorkle Offensive Line

2012 Schedule

Date	Opponent	Location	Series Record
Sept. 1	at Virginia	Charlottesville, Va.	2-26-2
Sept. 8	Gardner-Webb	Richmond, Va.	First Meeting
Sept. 15	at VMI	Lexington, Va.	42-40-5
Sept. 22	*at Georgia State	Atlanta, Ga.	First Meeting
Sept. 29	*Old Dominion	Richmond, Va.	0-1
Oct. 6	*at Villanova	Villanova, Pa.	9-21
Oct. 13	*at New Hampshire	Durham, N.H.	10-10
Oct. 20	*James Madison	Richmond, Va.	16-13
Nov. 3	*Rhode Island	Richmond, Va.	13-5
Nov. 10	*Delaware	Richmond, Va.	8-20
Nov. 17	*at William and Mary	Williamsburg, Va.	55-61-5





KENDALL GASKINS
 BURLINGTON, N.J.
 WOODBERRY FOREST SCHOOL

RB	6-1	235	SR
----	-----	-----	----

YEAR	GP	No.	Yds	TD	Long	Avg/G	Avg/C
2009	13	38	93	6	10	7.15	2.45
2010	11	98	402	5	70	36.55	4.10
2011	11	168	650	10	39	59.09	3.87
Career	35	304	1145	21	70	32.71	3.77

-- Named First Team All-CAA and Sports Network Third Team All-America after sophomore season in which he started all 11 games at fullback and carried the ball 96 times for 398 yards with 5 touchdowns

-- Opened the 2011 season by running for a touchdown in each of the Spiders' first six games, tallying 168 rushes for 650 yards and 10 touchdowns over the season

-- Carried the ball a career-high 24 times in the win over Wagner, racking up 98 yards and scoring a touchdown

-- Finished the season ranked inside the top 10 for multiple CAA categories, including both rushing yards and touchdowns per game As a freshman in 2009, named to the All-CAA Third Team after leading the Spiders with 6 touchdowns and 93 yards on the ground



DARIUS MCMILLAN
 HAMPTON, VA.
 PHOEBUS HIGH SCHOOL

LB	5-11	210	SR
----	------	-----	----

YEAR	GP	S-A-Tackles	SK/TFL	Int	PBU	FF/FR
2009	13	8-9-17	1.0/1.5	0	0	0/0
2010	10	27-62-89	2.0/5.0	0	2	2/3
2011	11	40-93-133	0.5/3.5	0	3	1/1
Career	34	75-164-239	3.5/10.0	0	5	3/4

-- Named Second-Team All-CAA and Third-Team College Sports Madness All-America honors in 2011

-- Continued his impressive play during his junior year, starting 11 games and finishing second in the CAA with 133 total tackles to go along with 3.5 TFL and 3 pass deflections

-- Led the Spiders in tackles and tied for the team lead with 5 quarterback hurries

-- Turned in a career-high 20 tackles in the season-finale against William and Mary

-- Had what many consider to be a breakout season for the Spiders in 2010, starting 10 games and finishing fourth on the team with 89 total tackles

-- After redshirting his first year, saw action in all 13 games during the 2009 campaign, tallying 17 total tackles and 1.5 TFL



JOHN LAUB
 COPLAY, PA.
 PARKLAND HIGH SCHOOL

QB	6-2	215	SR
----	-----	-----	----

YEAR	GP	----- Passing -----			--- Rushing ---			
		Comp.-Att.-Int.	Yds.	TD	Lg.	Att.	Yds.	TD
2009	5	9-18-1	122	0	42	8	82	1
2010	5	41-91-9	506	2	77	28	73	0
2011	8	8-17-0	116	0	31	13	-8	0
Career	18	58-126-10	744	2	77	49	147	1

-- Named a team captain for the 2012 season

-- As a redshirt freshman in 2009, played in five games as a backup behind Eric Ward, completing 9 of 18 passes for 122 yards

-- Started the final three games of the season as a redshirt sophomore in 2010, passing for 506 yards and a pair of touchdowns

-- Attempted at least one pass in five games during the 2011 season, completing a season-high six during a game against Massachusetts

-- As a high school senior, led Parkland (Pa.) to a 15-1 record and state Class 4A runner-up finish, completing 113 of 222 passes for a school record 1,677 yards and 22 touchdowns with just three interceptions.



COOPER TAYLOR
 ATLANTA, GA.
 GEORGIA TECH

DB	6-5	230	SR
----	-----	-----	----

YEAR	GP	S-A-Tackles	SK/TFL	Int	PBU	FF/FR
2008 (GT)	13	45-24-69	0.0/0.0	1	3	2/0
2009 (GT)	3	7-9-16	0.0/0.0	1	1	0/0
2010 (GT)	4	2-3-5	0.0/0.0	0	0	0/0
2011	8	20-43-63	0.0/1.5	1	3	1/0
Career	28	74-79-153	0.0/1.5	3	7	3/0

-- Named a team captain for the 2012 season

-- Transferred to Richmond for the 2011 season and impressed early, totaling 14 tackles, one TFL, one PD and a forced fumble against Duke, earning CAA Football Defensive Player of the Week honors the following week

-- Continued high-level play with a game-high 14 tackles against James Madison and capped off the season with All-CAA Academic Honors

-- Began career at Georgia Tech in 2008, emerging as an immediate impact player, totaling 69 tackles, three pass deflections, two forced fumbles and one interception

-- Named Second Team All-ACC and Honorable Mention Freshman All-America in 2008

-- Expected to assume starting safety role once again for the 2012 season

Playing Career

1979-80 Penn State University
 1981-83 Wake Forest University

Coaching Career

1984-85 Graduate Assistant/Defense, Wake Forest University
 1986 Defensive Line, Wake Forest University
 1987 Assistant Linebackers, University of Colorado
 1988-90 Outside Linebackers, Tulsa University
 1991-93 Defensive Line, Boston College
 1994-96 Outside Linebackers, University of Texas
 1997 Defensive Ends/Special Teams Coordinator, University of Texas
 1998-99 Outside Linebackers/Assistant Special Teams, University of Maryland
 2000 Assistant Linebackers/Special Teams, New York Jets (NFL)
 2001-02 Assistant Head Coach/Recruiting Coordinator/Linebackers, University of Virginia
 2003-05 Associate Head Coach/Linebackers, University of Virginia
 2006-11 Head Coach, Liberty University
 2012- Head Coach, University of Richmond

Personal

Birthdate

July 16, 1960

Hometown

Huntingdon, Pa.

Alma Mater

Wake Forest '84

Wife

Julie

Children

David, Amy



All-Time Richmond Coaching Records

Coach	Years	Record	Pct.	Conf.	Pct.
M.C. Taylor	1881	2-0	1.000		
C.M. Hazen	1882, 85-86, 88	4-4	.500		
H.R. Hundley	1887	1-1	.500		
Frank Johnson	1889	1-2	.333		
C.T. Taylor	1890	0-3	.000		
Dana Rucker	1891, 93-95	3-13-3	.188		
Penwick Shelton	1892	2-3	.400		
Bill Wertenbaker	1897	3-5	.375		
O.L. Owen	1898	3-3-1	.500		
Julian Hill	1899	2-2	.500		
Edward Kenna	1900	3-4	.429		
Garnett Nelson	1901	1-5	.167		
Graham Hobson	1902	3-3	.500		
Fred Vail	1903	6-3-1	.600		
Harry Wail	1904	1-5	.167		
E.A. Dunlop, Jr.	1905-09, 12	18-32-5	.373		
E.V. Long	1910	1-6-1	.143		
Sam Honaker	1911	0-6-2	.000		
Frank Dobson	1913-17, 19-33	79-78-18	.503		
Robert Marshall	1918	3-1-1	.750		
Glenn Thistlethwaite	1934-41	41-26-9	.586		
John Fenlon	1942, 46-47	12-15-3	.444		
Malcolm Pitt	1943-44	8-7	.533		
George Hope	1945	2-6	.250		
Karl Esleeck	1948-50	10-18-2	.357		
Edwin Merrick	1951-65	53-87-6	.379		
Frank Jones	1966-73	44-38	.537		
Jim Tait	1974-79	21-44	.323		
Dal Shealy	1980-88	43-57	.430	11-11	.500
Jim Marshall	1989-94	19-47	.288	12-36	.250
Jim Reid	1995-03	48-53-1	.475	35-40	.467
Dave Clawson	2004-07	29-20	.592	19-13	.594
Mike London	2008-09	24-5	.828	13-3	.813
Latrell Scott	2010	6-5	.545	4-4	.500
Wayne Lineburg	2011	3-8	.273	0-8	.000
Danny Rocco	2012-				

Rocco's Year-By-Year Record

Year	School	Record	Conf./Finish	Postseason
2006	Liberty	6-5		
2007	Liberty	8-3		
2008	Liberty	10-2		
2009	Liberty	8-3		
2010	Liberty	8-3		
2011	Liberty	7-4		
Liberty Totals		47-20 (.701)		
2012	Richmond	First Season		
Richmond Totals		0-0 (---)		
Career Totals		47-20 (.701)		

2012 Team Information

Total No. of Starters Returning: 14

Offense: 6

..... WR – Ben Edwards
 TE – Kevin Finney
 FB – Kendall Gaskins
 OL – Austin Guund
 OL – Jacob Rudy
 OL – Mark Speir

Defense: 7

..... DB – Darryl Hamilton
 DL – Evan Kelly
 LB – Darius McMillan
 LB – Aaron Roane
 DL – B.J. Scott
 DB – Cooper Taylor
 DL – Kerry Wynn

Special Teams: 2

..... P – Nick Hicks
 PK – Wil Kamin

Total No. of Starters Lost: 9

Offense: 5

..... QB – Aaron Corp
 OL – Ryan Goss
 WR – Tre Gray
 OL – Richard Muldrow
 HB – Garrett Turner

Defense: 4

..... DB – Tremayne Graham
 DL – Corey Jackson
 LB – Derek Mayo
 DB – Colin Pehanick

Special Teams: 0

NOTE: Special Teams include kickers and punters only.

2012 Newcomers

Name	Pos.	Ht./Wt.	Hometown/HS (Last School)
David Broadus	QB	6-3/212	Suwanee, Ga./Lambert
Reggie Diggs	WR	6-4/185	Dendron, Va./Surry County
T.J. Dobrucky	LB	6-1/220	Powhatan, Va./Blessed Sacrament
Thomas Evans	OL	6-3/280	Franklin, N.C./Franklin
Alex Gee	OL	6-3/275	Burlington, N.C./Walter M. Williams
Jacobi Green	RB	5-9/178	Jacksonville, Fla./Ed White
David Herlocker	WR	6-2/195	Charlotte, N.C./Charlotte Catholic
Josh Hess	OL	6-7/295	Richlands, Va./Richlands
Selton Hodge	LB	6-3/215	Washington D.C./Friendship Collegiate Academy
Omar Howard	LB	6-1/196	Midlothian, Va./Midlothian
David Jones	DB	6-3/165	St. Petersburg, Fla./St. Petersburg
Kieno Jones II	DL	6-2/290	Atlanta, Ga./Grady
Xander Maddox	DB	5-10/175	Charlotte, N.C./Providence
Will McCombs	WR	6-2/180	Mechanicsville, Va./Atlee
T.J. Moon	RB	5-9/210	Stone Mountain, Ga./Stephenson
Josh Murray	WR	5-11/175	Roanoke, Va./North Cross
Ayo Ogunniyi	DB	6-0/190	Silver Spring, Md./Westlake
James Pavik	LB	6-0/205	Mathews, Va./Mathews
Nathan Ripper	DL	6-2/225	Crozet, Va./Wodberry Forest
Nicholas Vergos	DL	6-4/270	Memphis, Tenn./Memphis University School

Spiders Roster

No.	Name	Pos.	Ht./Wt.	CL	Hometown (HS/Last School)
1	Cooper Taylor	DB	6-5/230	R-Sr.	Atlanta, Ga. (Georgia Tech) (Marist School)
2	Wayne Pettus	DB	5-8/175	Jr.	Detroit, Mich. (Melvindale)
3	Michael Strauss	QB	6-2/205	R-So.	Key Biscayne, Fla. (Gulliver Prep)
4	Jovan Smith	RB	6-0/195	R-Jr.	Springfield, Va. (Flint Hill School)
5	Kendall Gaskins	FB/RB	6-1/235	Sr.	Burlington, N.J. (Woodberry Forest)
6	Ben Edwards	WR	6-0/195	Jr.	Yorktown, Va. (York)
7	DeShawn Holmes	DB	5-9/205	R-So.	Richmond, Va. (Highland Springs)
8	Cormac Craigie	QB	6-2/210	R-Fr.	Piedmont, Calif. (Trinity-Pawling) (Piedmont)
9	John Laub	QB	6-2/215	R-Sr.	Coplay, Pa. (Parkland)
10	Montel White	QB	6-4/220	R-So.	Surry County, Va. (Surry County)
11	Darius McMillan	LB	5-11/210	R-Sr.	Hampton, Va. (Phoebus)
12	Nick Hicks	WR/P	6-1/200	R-Sr.	Marietta, Ga. (Kell)
13	Wil Kamin	K	5-9/175	Sr.	Weddington, N.C. (Charlotte Christian)
15	Rashad Ponder	WR	6-1/185	So.	Ellenwood, Ga. (Cedar Grove)
16	Mylon Blueford	DB	6-0/175	So.	Chesapeake, Va. (Oscar Smith)
17	Chase Boyer	LS	6-4/200	Sr.	Tampa, Fla. (Woodberry Forest)
18	Darrian Carmichael	WR	5-11/180	R-Jr.	Bowie, Md. (Bishop McNamara)
19	Christian Parker	WR	5-10/185	R-Jr.	Richmond, Va. (Battlefield)
20	George Boston	RB	5-11/220	R-Jr.	Brooklyn, N.Y. (Asheville (N.C.) School)
21	Justin Grant	DB	6-1/190	So.	Franklin, Va. (Franklin)
22	Trevor Jones	DB	5-11/180	R-Fr.	Charles City, Va. (Charles City)
24	Aaron Roane	DB	6-2/210	So.	West Point, Va. (West Point)
25	James McKinney	RB	6-0/215	R-So.	Round Rock, Texas (Round Rock)
26	Darryl Hamilton	DB	5-9/185	R-Sr.	Centreville, Va. (Centreville)
27	Dominique Miller	RB	5-10/180	R-Fr.	Woodbridge, Va. (C.D. Hylton)
28	Rodney Barnes	DB	6-1/205	Sr.	Fayetteville, N.C. (Cape Fear)
29	Stephen Barnette	WR	6-3/180	R-So.	Salem, Va. (Salem)
33	Doug Howell	DB	5-10/190	R-Sr.	Reston, Va. (George Marshall)
34	Eric Wright	LB	6-2/225	R-So.	Springfield, Va. (Robert E. Lee)
35	Seth Fisher	FB	6-1/225	R-Fr.	Salem, Va. (Salem)
37	Reggie Barnette	DB	6-2/180	R-Fr.	Salem, Va. (Salem)
38	Andrew Brown	LB	6-1/225	R-So.	Forest, Va. (Jefferson Forest)
40	Keevon Newsome	DL	6-2/240	R-Fr.	Portsmouth, Va. (Hargrave M.A.) (Churchland)
42	Walt Sparks	LB/LS	6-2/225	Jr.	Greensboro, N.C. (Ragsdale)
43	B.J. Scott	DL	6-4/260	R-Jr.	Dumfries, Va. (Forest Park)
44	Cole Gonet	LB	6-2/220	R-Jr.	Raleigh, N.C. (Ravenscroft)
48	Chris Speros	DB	5-10/185	R-Jr.	Great Falls, Va. (Gonzaga College HS)
49	Terrence Fullum	DL	6-2/270	So.	Bethesda, Md. (Landon School)
51	Nick Ritcher	OL	6-6/290	So.	Raleigh, N.C. (Ravenscroft)
52	Sean Ryan	LB	6-2/215	R-So.	Brooklyn, N.Y. (Poly Prep)
54	Jacob Ruby	OL	6-7/295	R-So.	London, Ontario (Fork Union M.A.) (Medway)
55	Justin Williamson	DL	6-4/245	So.	Hampton, Va. (Phoebus)
56	Kerry Wynn	DL	6-5/260	R-Jr.	Louisa, Va. (Louisa County)
63	R.J. Barnette	OL	6-3/280	R-So.	Ft. Lauderdale, Fla. (Calvary Christian Academy)
65	Sedale Young	OL	6-4/325	R-Fr.	Roanoke, Va. (William Fleming)
66	Austin Gund	OL	6-3/295	So.	Washington, D.C. (Gonzaga College)
71	Jimmy Speros	OL	6-5/280	R-Jr.	Great Falls, Va. (Flint Hill School)
73	Caleb High	OL	6-4/290	R-Fr.	Raleigh, N.C. (Millbrook)
75	Mark Speir	OL	6-6/295	R-Jr.	McDonough, Ga. (Union Grove)
78	Mike Poplaski	OL	6-4/285	Sr.	Mechanicsburg, Pa. (Mechanicsburg)
80	Matt Scherer	WR	6-0/175	R-Jr.	Potomac, Md. (Thomas S. Wootton)
81	Hunter Westfall	TE	6-6/245	R-So.	Charlotte, N.C. (Myers Park)
83	Sam Roller	TE	6-3/250	R-Jr.	Charlottesville, Va. (Monticello)
85	J.R. Riddick	WR	6-3/195	Jr.	Yorktown, Va. (York)
86	Parker Tuck	WR	6-0/185	R-Jr.	Richmond, Va. (Deep Run)
88	Kevin Finney	TE	6-6/250	R-Sr.	Lake Bluff, Ill. (Lake Forest)
89	Christian Conklin	TE	6-3/240	R-So.	Richmond, Va. (Clover Hill)
90	Evan Kelly	DL	6-1/285	R-So.	Pittsburgh, Pa. (Seton LaSalle)
91	Adam Farley	DL	6-2/315	So.	Charlotte, N.C. (Charlotte Catholic)
92	Andrew Tallman	DL	6-5/250	R-So.	Boston, Mass. (Miami) (Boston College)
94	Taylor Grant	LB	6-3/250	R-Fr.	Nashville, Tenn. (Ensworth)
95	Joey Landess	DL	6-3/255	R-So.	Dallas, Texas (Highland Park)
97	Jacob Pierce	DL	6-3/255	R-Jr.	Lynchburg, Va. (Virginia Episcopal)
99	Remington Hinshaw	K	5-8/170	So.	Roanoke, Va. (Patrick Henry)

Quick Facts

Location Towson, Md.
 Enrollment 21,111
 Nickname Tigers
 Website towsonigers.com
 Twitter twitter.com/TowsonTigers
 Facebook facebook.com/TowsonTigers
 Stadium Minnegan Field at Johnny Unitas Stadium
 Stadium Capacity 11,198
 Stadium Surface Artificial Grass
 President Dr. Maravene Loeschke
 Athletics Director Mike Waddell
 Head Coach Rob Ambrose (Towson, 1993)
 Football Contact Dan O'Connell, Director/Media Relations
 Football Contact Office Phone/Email 410-704-3102/doconnell@towson.edu
 Offensive Starters Returning/Lost 8/3
 Defensive Starters Returning/Lost 9/2



**TIGERS HEAD COACH
 ROB AMBROSE
 3 SEASONS (2009-2011)**

Collegiate Overall Record (Years) 15-29 (4 years)
Record at CAA Football Schools (Years) 12-22 (3 years)
Record in CAA Football Games (Years) 8-16 (3 years)

Towson Coaching Staff

Matt Hachmann Defensive Coordinator/Linebackers
 John Donatelli Offensive Line
 James Vollono Tight Ends/Special Teams
 Jared Ambrose Quarterbacks
 Reno Ferri Running Backs
 Dassin Blackwell Wide Receivers
 Brian Fleury Safeties/Special Teams
 Derrick Johnson Cornerbacks
 Canute Curtis Defensive Line
 Konstantinos Kosmakos Outside Linebackers

2011 Results (9-3, 7-1 CAA)

Home Stadium: Unitas Stadium (11,198)

Home: 5-2 Away: 4-1 vs. Top 25 (TSN/F): 6-2 vs. Top 25 (Coach): 6-2
 Total Home Attendance: 62,642 Average Home Attendance: 8,949

Sept. 3	Morgan State [CSN-MA]	W 42-3	9,756
Sept. 10	*Villanova {20/19}	W 31-10	7,696
Sept. 24 {rv/-}	Colgate	W 42-17	9,919
Oct. 1 {23/rv}	at Maryland [RSN-ACC/CSN-MA/ESPN3]	L 3-28	35,573
Oct. 8 {25/rv}	*Richmond {14/16}	W 31-28	7,587
Oct. 15 {17/23}	*at Old Dominion {18/22}	W 39-35	19,818
Oct. 22 {15/17}	*at William and Mary {14/15}	W 38-27	12,259
Oct. 29 {13/14}	*Delaware [TCN/CSN-NE] {21/20}	L 30-35	8,122
Nov. 5 {14/17}	*at Maine [WABI/CSN-MA+] {7/10}	W 40-30	5,258
Nov. 12 {12/12}	*New Hampshire {7/10}	W 56-42	8,366
Nov. 19 {8/10}	*at Rhode Island	W 28-17	2,883
Dec. 3 {8/9}	Lehigh [ESPN3] {6/6}	L 38-40	11,196

CAA Team's Coaches & Sports Network Rankings listed prior to Opponent/Opponent's Coaches & Sports Network Rankings listed after Opponent at time game was played

2012 Schedule

Date	Opponent	Location	Series Record
Aug. 30	at Kent State	Kent, Ohio	First Meeting
Sept. 15	*William and Mary	Towson, Md.	1-7
Sept. 22	St. Francis (Pa.)	Towson, Md.	2-0
Sept. 29	at LSU	Baton Rouge, La.	First Meeting
Oct. 6	*at James Madison	Harrisonburg, Va.	5-17-1
Oct. 13	*Maine	Towson, Md.	4-6
Oct. 20	*Old Dominion	Towson, Md.	1-0
Oct. 27	*at Villanova	Villanova, Pa.	3-5
Nov. 3	*at Delaware	Newark, Del.	4-9
Nov. 10	*Rhode Island	Towson, Md.	6-6
Nov. 17	*at New Hampshire	Durham, N.H.	1-7



FRANKBELTRE



GRANTENDERS



JORDANDANGERFIELD



TERRANCEWEST




FRANK BELTRE
 RANDOLPH, N.J.
 RANDOLPH HIGH SCHOOL

DL	6-3	250	SR
----	-----	-----	----

YEAR	GP	S-A-Tackles	SK/TFL	Int	PBU	FF/FR
2009	11	20-23-43	2.0/6.0	0	0	0/0
2010	11	35-50-85	0.0/12.5	0	0	0/0
2011	12	33-35-68	4.0/12.0	0	0	1/1
Career	34	88-108-196	6.0/30.5	0	0	1/1

- Earned First Team All-CAA honors as a junior
- Tied for fourth on team with 68 tackles
- Led Tigers with 12 tackles for lost yardage
- Tigers' team leader with four quarterback sacks
- Earned honorable mention All-America honors
- Finished third among all CAA defensive linemen in tackles
- Member of 2011 CAA pre-season all-conference team
- Helped Tigers to win over New Hampshire with 12 tackles and a forced fumble



GRANT ENDERS
 MILLERSVILLE, MD.
 OLD MILL HIGH SCHOOL

QB	6-3	215	JR
----	-----	-----	----

YEAR	GP	----- Passing -----				--- Rushing ---			
		Comp.-Att.-Int.	Yds.	TD	Lg.	Att.	Yds.	TD	
2011	11	165-245-8	2081	16	68	91	387	5	
Career	11	165-245-8	2081	16	68	91	387	5	

- Two-time CAA Offensive Player of the Week
- Led CAA in passing efficiency with a 153.72 rating
- Averaged 224.4 yards of total offense per game, fifth in the CAA
- Had .673 completion percentage, second in the CAA
- Led CAA by averaging 12.6 yards per completion
- Compiled a 9-2 record as the Tigers' starting quarterback
- Passed for career high 314 yards and two touchdowns in win at Old Dominion
- Named as Towson's Co-Offensive Player of the Year



JORDAN DANGERFIELD
 ROYAL PALM BEACH, FLA.
 HOFSTRA UNIVERSITY

DB	5-11	200	JR
----	------	-----	----

YEAR	GP	S-A-Tackles	SK/TFL	Int	PBU	FF/FR
2009 (Hofstra)	8	16-7-23	0.0/0.0	2	1	0/0
2010	11	50-46-96	1.5/4.0	0	5	2/1
2011	10	57-36-93	0.0/0.5	2	0	2/2
Career	21	123-89-212	1.5/4.5	4	6	4/3

- Two-year starter at free safety
- Named first team All-CAA in 2011
- One of the Tiger co-captains in 2011
- Led Tigers in tackles the last two seasons
- Ranked second among all CAA defensive backs in tackles as a sophomore and junior
- Had career high 16 tackles and intercepted pass in win over No. 7 New Hampshire
- Transfer from Hofstra prior to 2010 season
- Honored as Towson University's Male Athlete of the Year



TERRANCE WEST
 BALTIMORE, MD.
 NORTHWESTERN HIGH SCHOOL

RB	5-11	223	SO
----	------	-----	----

YEAR	GP	No.	Yds	TD	Long	Avg/G	Avg/C
2011	11	194	1294	29	72	117.64	6.67
Career	11	194	1294	29	72	117.64	6.67

- Winner of Jerry Rice Award as top freshman in NCAA FCS football
- Led NCAA FCS with 29 touchdowns scored
- Rushed for 1,294 yards, second in the CAA
- Named as CAA Offensive Rookie of the Year, First Team All-CAA, Walter Camp All-American
- Scored four touchdowns in a game four times
- Rushed for career high 261 yards and four touchdowns in win over New Hampshire
- Rushed for 183 yards and three touchdowns in win at Maine
- Set Towson record for touchdowns in a season
- Also established NCAA FCS record with 29 touchdowns scored by a freshman

Playing Career

1989-91Towson University

Coaching Career

1992-93 Wide Receivers, Towson University
 1994-96 Wide Receivers/Recruiting Coordinator, Towson University
 1997-99 Offensive Coordinator, Towson University
 2000 Associate Head Coach/Offensive Coordinator, Towson University
 2001 Head Coach, Catholic University
 2002-04 Quarterbacks, University of Connecticut
 2005-08 Offensive Coordinator, University of Connecticut
 2009- Head Coach, Towson University

Personal

Birthdate

July 30, 1970

Hometown

Skokie, Ill.

Alma Mater

Towson '93

Wife

Melissa

Children

Grace, Riley



Ambrose's Year-By-Year Record

Year	School	Record	Conf./Finish	Postseason
2001	Catholic	3-7		
Catholic Totals		3-7 (.300)		
2009	Towson	2-9	1-7/6th (South)	
2010	Towson	1-10	0-8/10th	
2011	Towson	9-3	7-1/1st	NCAA 2nd Round
Towson Totals		12-22 (.353)		
Career Record		15-29 (.341)		

All-Time Towson Coaching Records

Coach	Years	Record	Pct.	Conf.	Pct.
Carl Runk	1969-71	11-14-1	.397		
Phil Albert	1972-91	117-91-3	.562		
Gordy Combs	1992-08	92-90	.505	9-31	.225
Rob Ambrose	2009-	12-22	.353	8-16	.333

2012 Team Information

Total No. of Starters Returning: 19

Offense: 8

..... QB - Grant Enders
 OG - Randall Harris
 OG - Charles Johnson
 WR - Leon Kinnard
 TE - James Oboh
 OT - Eric Pike
 WR - Tom Ryan
 OC - Doug Shaw

Defense: 9

..... DE - Frank Beltre
 FS - Jordan Dangerfield
 OLB - Alexander DiSanzo
 CB - Corey Ford
 DT - Matt Morgan
 OLB - Kenton Powell
 CB - Tye Smith
 DE - Romale Tucker
 MLB - Danzel White

Special Teams: 2

..... P - R.J. Peppers
 PK - D.J. Soven

Total No. of Starters Lost: 5

Offense: 3

..... RB - Tremayne Dameron
 OT - Henry Glackin
 FB - Tyler Wharton

Defense: 2

..... SS - Nick Oates
 DT - Marcus Valentine

Special Teams: 0

NOTE: Special Teams include kickers and punters only.

2012 Newcomers

Name	Pos.	Ht./Wt.	Hometown/HS (Last School)
Bryton Barr	LB	6-0/220	Camp Hill, Pa./Mechanicsburg Area H.S.
Christian Carpenter	ATH	6-2/185	Aberdeen, Md./Aberdeen H.S.
Robert Chesson	RB	5-9/175	Millersville, Md./Old Mill H.S.
Brendan Gannon* (So.)	DT	6-2/260	Halethorpe, Md./Cardinal Gibbons H.S. (Western Michigan)
Darrell Givens* (Jr.)	DB	6-1/193	Fort Washington, Md./Lackey H.S. (Rutgers)
Ben Harvey* (Rfr.)	CB	5-10/185	Columbia, Md./Our Lady of Good Counsel HS (South Carolina)
Syd Holt	DE	6-4/210	South Amboy, N.J./Sayreville War Memorial
Ra-Zahn Howard	DT	6-3/300	Asbury Park, N.J./Asbury Park H.S.
Dreon Johnson	FB	6-0/235	Houston, Texas/Mayde Creek H.S.
Clifton Jones	DT	6-2/250	Virginia Beach, Va./Tallwood H.S.
Juleon Killikelly-Lee	CB	5-10/160	Gwynn Oak, Md./Woodlawn H.S.
Donnell Lewis	DB	5-10/160	Virginia Beach, Va./Woodside H.S.
Jordan Love* (Jr.)	CB	6-0/190	Glen Allen, Va./Deep Run H.S. (Georgia)
Jake McDowell* (Jr.)	OT	6-5/290	Los Alamitos, Cal./Los Alamitos H.S. (Golden West J.C.)
Willie Ponder	WR	5-11/175	Chesapeake, Va./Western Branch H.S.
Fred Santarelli	OT	6-6/295	Philadelphia, Pa./The Hill School
Brady Stup	OL	6-6/295	Frederick, Md./Tuscarora H.S.
Shayne Sullivan	OT	6-6/285	Crofton, Md./Archbishop Spalding H.S.
Max Tejada	DL	6-2/285	Orange Park, Fla./The Bolles School

* Transfer Student-Athlete enrolled at Towson Spring 2012

Tigers Roster

No.	Name	Pos.	Cl.	Ht./Wt.	High School/Hometown
3	Alex Blake	WR	Sr.	6-1/195	Friendly H.S./Fort Washington, Md.
40	Connor Frazier	QB	Fr.-R	6-0/200	Damascus H.S./Gaithersburg, Md.
40	Darrell Givens	S	Jr.	6-1/195	Lackey H.S./Fort Washington, Md.
6	Arione Scott	WR	Fr.-R	6-2/170	Nova H.S./Lauderhill, Fla.
70	Peter Athens	QB	Jr.-R	6-1/209	Huntingtown H.S./Huntingtown, Md.
70	Jordan Love	CB	So.	6-1/180	Deep Run H.S./Washington, D.C.
8	Mac Sanders	WR	Fr.-R	5-11/185	Providence Day School/Charlotte, N.C.
9	Leon Kinnard	WR	Jr.	5-10/177	Loyola Blakefield H.S./York, Pa.
12	Alexander DiSanzo	LB	Sr.	6-3/240	Don Bosco Prep/Fair Lawn, N.J.
13+	Anthony LiGregni	WR	Fr.-R	6-1/190	Bergen Catholic H.S./Ramsey, N.J.
14	Grant Enders	QB	Jr.	6-3/215	Old Mill H.S./Millersville, Md.
15	Dominique Booker	TB	Sr.	5-11/190	Hermitage H.S./Richmond, Va.
16	Erron Banks	WR	Sr.	6-1/200	Bound Brook H.S./Bound Brook, N.J.
17	Price Litton	QB	Fr.-R	6-3/215	Providence Day School/Matthews, N.C.
18	Romale Tucker	DE	Sr.	6-4/244	Ballou H.S./Washington, D.C.
19	Collin Stevens	WR	Sr.	6-2/205	Good Counsel H.S./Burtonsville, Md.
20	Jordan Dangerfield	DB	Sr.	5-11/200	Royal Palm Beach HS/Royal Palm Beach, Fla.
21	Tom Ryan	WR	Sr.	6-3/210	Father Judge H.S./Philadelphia, Pa.
22	Corey Ford	DB	Jr.	5-11/170	Bishop McDevitt H.S./Harrisburg, Pa.
23	Trevor Walker	LB	Sr.	5-10/205	The Pennington School/Bensalem, Pa.
25	Thomas Bradley	DB	So.	6-2/200	R. Montgomery H.S./Gaithersburg, Md.
26	Nygee Carmichael	TB	Jr.	5-8/175	Gwynn Park H.S./Clinton, Md.
27	Frank Beltre	DE	Sr.	6-3/250	Randolph H.S./Randolph, N.J.
28	Terrance West	TB	So.	5-11/223	Northwestern H.S./Baltimore, Md.
29	Clayton Minott	RB	Fr.-R	5-8/180	Concord H.S./Wilmington, Del.
30	Jalil Gordon	SS	Fr.-R	5-11/185	Carroll H.S./South Lake, Texas
31	Ben Harvey	CB	Fr.	5-11/185	Good Counsel H.S./Columbia, Md.
32+	Josh Joannides	FB	So.	5-11/235	Saint John's Prep/Frederick, Md.
32+	Trea Jones	TB	So.	5-10/205	Wake Forest Rouseville/Wake Forest, N.C.
33	Gerrard Sheppard	WR	Sr.	6-2/215	McDonough H.S./Owings Mills, Md.
35	Walt Dunston	DB	Fr.-R	6-0/195	West Windsor Plainboro/West Windsor, N.J.
37	Tyler Magill	DE	Fr.-R	6-2/235	Quince Orchard H.S./Darnestown, Md.
39	Tye Smith	CB	So.	6-0/170	Wakefield H.S./Raleigh, N.C.
40	Joe McCargo	LB	Fr.-R	6-0/195	Old Mill H.S./Severn, Md.
41	Jed Yousefi	DB	Fr.	6-0/185	Walkersville Christian/Street, Md.
43	Drew Evangelista	PK-P	So.	5-10/185	Cedar Grove H.S./Cedar Grove, N.J.
44	Eric Schuster	LB	So.	6-1/210	Reservoir H.S./Laurel, Md.
45	Ben Chroniger	LB	Jr.	6-1/240	DeMatha H.S./Crofton, Md.
46	Avery Taylor	LB	Fr.-R	6-2/200	Old Mill H.S./Glen Burnie, Md.
47	Kenton Powell	LB	So.	6-1/200	Seneca Valley H.S./Rockville, Md.
48	Dreon Johnson	FB	Fr.	6-0/235	Mayde Creek H.S./Houston, Texas
49	Ryan Mays	DB	So.	5-9/160	Franklin H.S./Reisterstown, Md.
50	Ugonna Awuruyoye	DE	Fr.-R	6-6/230	First Assembly H.S./Charlotte, N.C.
51	Kelly Linden	LS	Fr.-R	5-11/175	Bishop Moore Catholic/Windemere, Fla.
52	Danzel White	LB	Sr.	6-2/230	C.D. Hylton H.S./Manassas, Va.
53	Brian Boateng	LB	Sr.	6-1/240	Gaithersburg H.S./Burtonsville, Md.
54	Drew Cheripko	DE	So.	6-5/252	Northwest H.S./Darnestown, Md.
57	Charles Johnson	OG	Jr.	6-2/295	Baltimore Poly H.S./Baltimore, Md.
60	Doug Shaw	OC	Jr.	6-1/265	Loyola Blakefield H.S./Woodbine, Md.
61	Brendan Gannon	DL	So.	6-2/260	Cardinal Gibbons H.S./Halethorpe, Md.
62	Randall Harris	OG-OT	Jr.	6-4/285	DuVal H.S./Lanham, Md.
63	Alex Dembinski	OT	Fr.-R	6-5/305	Old Mill H.S./Millersville, Md.
64	Greg Grant	LB	Fr.	6-1/225	Sherwood H.S./Olney, Md.
68	Jon Desir	DT	Fr.-R	6-5/310	St. Anthony's H.S./Westbury, N.Y.
70	Anthony Davis	OG-OC	Jr.	6-3/300	Clover Hill H.S./Richmond, Va.
71	Eric Pike	OT	Jr.	6-5/298	DuVal H.S./Lanham, Md.
72	Jay Kenney	OG	Fr.-R	6-5/300	Matignon H.S./South Boston, Mass.
73	Spencer Sutton	OC-OG	Fr.-R	6-5/315	Calvert Hall H.S./Westminster, Md.
75	Derek Pittman	OT	Fr.-R	6-5/300	St. Vincent Pallotti H.S./Lanham, Md.
76	Cory Kirby	OT-TE	Sr.	6-6/285	Kent Island H.S./Chester, Md.
77	Jake McDowell	OT	Jr.	6-5/290	Los Alamitos H.S./Los Alamitos, Cal.
78	Drew Bellamy	OT	So.	6-5/300	Cottondale H.S./Cottondale, Fla.
79	Jake Schunke	OT	Fr.-R	6-5/300	Wayne Hills H.S./Wayne, N.J.
80	Derrick Joseph	WR-KR	So.	5-8/155	Maurice J. McDonough H.S./Waldorf, Md.
81	Mike McCarthy	WR	So.	6-2/195	Mt. Hebron H.S./Ellicott City, Md.
82	Syd Holt	DE	Fr.	6-4/210	Sayreville War Mem. HS/South Amboy, N.J.
83	Daniel Vaughan	TE	So.	6-0/235	Oscar F. Smith H.S./Chesapeake, Va.
84	James Oboh	TE	Jr.	6-4/230	Sherwood H.S./Olney, Md.
86	Tommy Brown	WR	Fr.-R	5-9/170	Franklin H.S./Reisterstown, Md.
87	Sean Mooney	TE	Fr.-R	6-6/230	Malvern Prep/Chester Springs, Pa.
88	Spencer Wilkins	WR	Jr.	5-11/185	Mount Hebron H.S./Ellicott City, Md.
90	D.J. Soven	P-PK	Jr.	5-7/160	Cypress Bay H.S./Weston, Fla.
91	Nick Ranko	TE	So.	6-2/225	Foxborough H.S./Foxborough, Mass.
92	Matt Morgan	DT	Sr.	6-4/285	Horseheads H.S./Horseheads, N.Y.
94	Tungie Coker	DT	Fr.-R	6-2/245	Largo H.S./Forestville, Md.
95	Fatef Janik	DE	Fr.-R	6-4/250	Calvert Hall H.S./Sparks, Md.
96	Arnold Farmer	DT	Jr.	6-1/325	Baltimore Poly H.S./Baltimore, Md.
97	R.J. Peppers	P	So.	6-3/230	Leesburg H.S./Lady Lake, Fla.
98	Drew Stanford	TE	So.	6-5/245	St. Mary's H.S./Annapolis, Md.
	Ben Eaton	FB	Gr.	6-0/230	Gilman H.S./Baltimore, Md.

Quick Facts

Location Villanova, Pa.
 Enrollment 6,240
 Nickname Wildcats
 Website villanova.com
 Twitter twitter.com/NovaAthletics
 Facebook facebook.com/NovaAthletics
 Stadium Villanova Stadium
 Stadium Capacity 12,000
 Stadium Surface Artificial Grass
 President Rev. Peter M. Donohue, OSA
 Athletics Director Vince Nicastro
 Head Coach Andy Talley (Southern Connecticut, 1967)
 Football Contact Dean Kenefick, Associate Athletics Director/Communications
 Football Contact Office Phone/Email 610-519-6514/dean.kenefick@villanova.edu
 Offensive Starters Returning/Lost 11/0
 Defensive Starters Returning/Lost 10/1

2011 Results (2-9, 1-7 CAA)

Home Stadium: Villanova Stadium (12,000)

Home: 1-5 Away: 1-4 vs. Top 25 (TSN/F): 0-6 vs. Top 25 (Coach): 0-6
 Total Home Attendance: 52,694 Average Home Attendance: 8,782

Sept. 1	{14/13}	at Temple [ESPN3]	L 7-42	32,638
Sept. 10	{20/19}	*at Towson	L 10-31	7,696
Sept. 17	{rv/rv}	Monmouth	L 9-20	11,817
Sept. 24	{rv/rv}	Penn {rv/rv} (Franklin Field)	W 30-21	10,071
Oct. 1	{rv/-}	*William and Mary [TCN/CSN-NE/COX11] {11/10}	L 16-20	6,027
Oct. 8		*at New Hampshire {6/7}	L 17-47	5,760
Oct. 15		*at James Madison {13/13}	L 10-34	25,047
Oct. 22		*Old Dominion {21/22}	L 14-37	7,471
Oct. 29		*Maine {8/12}	L 25-41	3,201
Nov. 5		*at Massachusetts [TCN/CSN-NE] {rv/rv}	W 35-17	10,012
Nov. 19		*Delaware [TCN/CSS] {15/17} (PPL Park)	L 16-26	14,107

CAA Team's Coaches & Sports Network Rankings listed prior to Opponent/Opponent's Coaches & Sports Network Rankings listed after Opponent at time game was played



**WILDCATS HEAD COACH
 ANDY TALLEY
 27 SEASONS (1985-2011)**


Collegiate Overall Record (Years) 218-134-2 (32 years)
 Record at CAA Football Schools (Years) 190-116-1 (27 years)
 Record in CAA Football Games (Years) 113-82 (27 years)


Villanova Coaching Staff

Mark Ferrante Assistant Head Coach/Offensive Line
 Sam Venuto Offensive Coordinator/Quarterbacks
 Billy Crocker Defensive Coordinator/Linebackers
 Brian Flinn Wide Receivers/Recruiting Coordinator
 Rocco Bellantoni Defensive Line/Special Teams Coordinator
 Tony Trisciani Secondary
 Darrius Smith Running Back
 David Riede Cornerbacks/Coordinator of Football Recruiting
 Nick Kray Offensive Assistant
 Justin Stovall Defensive Assistant

2012 Schedule

Date	Opponent	Location	Series Record
Aug. 31	at Temple	Philadelphia, Pa.	15-14-2
Sept. 8	Fordham	Villanova, Pa.	19-3-4
Sept. 15	*Rhode Island	Villanova, Pa.	14-3
Sept. 22	at Penn	Philadelphia, Pa.	11-5
Sept. 29	*at Maine	Orono, Maine	7-8
Oct. 6	*Richmond	Villanova, Pa.	21-9
Oct. 13	*at Old Dominion	Norfolk, Va.	0-1
Oct. 20	*at Georgia State	Atlanta, Ga.	First Meeting
Oct. 27	*Towson	Villanova, Pa.	5-3
Nov. 10	*James Madison	Villanova, Pa.	9-11
Nov. 17	*at Delaware	Newark, Del.	23-21-1





ANTOINE LEWIS
 SOMERS POINT, N.J.
 MAINLAND HIGH SCHOOL

DL	6-3	275	JR
----	-----	-----	----

YEAR	GP	S-A-Tackles	SK/TFL	Int	PBU	FF/FR
2010	14	23-25-48	1.5/4.0	0	0	1/0
2011	11	24-20-44	1.0/3.5	0	0	1/2
Career	25	47-45-92	2.5/7.5	0	0	2/2

- Has started all 25 games of his career
- Registered 44 tackles (24 solo), 3.5 tackles for loss, 2 fumble recoveries, 1 forced fumble and 1 sack in 2011
- Earned 2010 third team All-CAA honors



DAN SHIREY
 FEASTERVILLE, PA.
 NESHAMINY HIGH SCHOOL

OL	6-2	280	SR
----	-----	-----	----

- 2011 first team All-CAA
- Named second team All-CAA in 2010
- 2012 Team Captain
- Has started 34 of the 37 games he has played in



DILLON LUCAS
 MEDFORD, N.J.
 SHAWNEE HIGH SCHOOL

LB	6-1	225	SO
----	-----	-----	----

YEAR	GP	S-A-Tackles	SK/TFL	Int	PBU	FF/FR
2011	11	46-46-92	2.0/3.0	0	1	0/0
Career	11	46-46-92	2.0/3.0	0	1	0/0

- Earned 2011 CAA Defensive Rookie of the Year honors
- Garnered 2011 third team All-CAA accolades
- Led Villanova in 2011 in tackles with 92 total stops, including 51 solo tackles
- 92 tackles are the most by any freshman in FCS football
- Was a finalist for the Jerry Rice Award which is given to the most outstanding freshman in FCS football



NORMAN WHITE
 HAMMONTON, N.J.
 ST. JOSEPH'S HIGH SCHOOL

WR	6-3	215	SR
----	-----	-----	----

YEAR	GP	No.	Yds	TD	Long	Avg/G	Avg/C
2008	12	8	94	0	35	7.83	11.75
2009	15	17	251	2	31	16.73	14.76
2010	14	69	886	11	54	63.29	12.84
2011		Medical Redshirt					
Career	41	94	1231	13	54	30.02	13.10

- Returns to action after missing all of last year with a foot injury
- 2010 first team All-CAA
- Led team in receiving last year with 69 catches for 886 yards and 11 touchdowns
- Averaged 12.8 yards per catch last season
- Finished second on the team in scoring last year with 66 points
- 2012 Team Captain

Playing Career

1964-67Southern Connecticut University

Coaching Career

1967-68 Assistant Coach, Simsbury (Conn.) High School
 1969 Secondary, Springfield College
 1970-72 Backfield, Middlebury College
 1973-78 Backfield, Brown University
 1979-83 Head Coach, St. Lawrence University
 1984- Head Coach, Villanova University

Personal

Birthdate

April 6, 1943

Hometown

Berwyn, Pa.

Alma Mater

Southern Connecticut '67

Wife

Arlene

Children

Josh, Gina



Talley's Year-By-Year Record

Year	School	Record	Conf./Finish	Postseason
1979	St. Lawrence	3-6		
1980	St. Lawrence	5-4		
1981	St. Lawrence	5-4		
1982	St. Lawrence	10-1		NCAA (D-III) Semis
1983	St. Lawrence	5-3-1		

<i>St. Lawrence Totals</i>		28-18-1 (.606)		
1985	Villanova	4-0		
1986	Villanova	8-1		
1987	Villanova	6-4		
1988	Villanova	5-5-1	4-4/T3rd	
1989	Villanova	8-4	6-2/T1st	NCAA
1990	Villanova	6-5	5-3/T2nd	
1991	Villanova	10-2	7-1/T1st	NCAA
1992	Villanova	9-3	6-2/2nd	NCAA
1993	Villanova	3-8	1-7/6th (Mid-Atlantic)	
1994	Villanova	5-6	2-6/T4th (Mid-Atlantic)	
1995	Villanova	3-8	2-6/T5th (Mid-Atlantic)	
1996	Villanova	8-4	6-2/T2nd (Mid-Atlantic)	NCAA
1997	Villanova	12-1	8-0/1st (Mid-Atlantic)	NCAA Qtrs
1998	Villanova	6-5	4-4/T2nd (Mid-Atlantic)	
1999	Villanova	7-4	6-2/3rd	
2000	Villanova	5-6	3-5/T7th	
2001	Villanova	8-3	7-2/T1st	
2002	Villanova	11-4	6-3/T3rd	NCAA Semis
2003	Villanova	7-4	5-4/T4th	
2004	Villanova	6-5	3-5/4th (South)	
2005	Villanova	4-7	2-6/6th (South)	
2006	Villanova	6-5	5-3/2nd (South)	
2007	Villanova	7-4	5-3/T3rd (South)	
2008	Villanova	10-3	7-1/2nd (South)	NCAA Qtrs
2009	Villanova	14-1	7-1/T1st (South)	NCAA Champions
2010	Villanova	9-5	5-3/T3rd	NCAA Semis
2011	Villanova	2-9	1-7/9th	

Villanova Totals		190-116-1 (.621)		
Career Record		218-134-2 (.619)		

All-Time Villanova Coaching Records

Coach	Years	Record	Pct.	Conf.	Pct.
Michael J. Murphy	1894	1-0	1.000		
James A. McDonald	1895-96	14-6	.700		
John F. Bagley	1897-98	5-9-2	.375		
Richard F. Nallin	1899	7-2-1	.750		
John A. Powers	1900	5-1-3	.722		
John J. Egan	1901	2-3	.400		
Timothy M. O'Rourke	1902	4-3	.571		
Martin L. Caine	1903	2-2	.500		
Fred J. Crolius	1904-11	15-38-5	.302		
Charles McGeehan	1912	3-3	.500		
Thomas St. Germaine	1913	4-2-1	.643		
Frank A. Sommer	1914-15, 24	12-9-2	.565		
Edward M. Bennis	1916	1-8	.111		
Thomas M. Reap	1917-20	9-12-5	.442		
Allie C. Miller	1921-22	11-4-3	.694		
Hugh V. McGeehan	1923	0-7-1	.063		
Harry Stuhldreder	1925-35	65-25-9	.702		
Maurice J. Smith	1936-42	41-17-3	.697		
Jordan A. Olivar	1943-48	33-20-2	.618		
James R. Leonard	1949-50	12-6	.666		
Arthur F. Raimo	1951-53	16-10-1	.611		
Francis X. Reagan	1954-59	16-36	.308		
Alexander F. Bell	1960-66	35-30	.538		
John C. Gregory	1967-69	16-13	.551		
Louis A. Ferry	1970-74	20-26-1	.436		
James C. Weaver	1974	3-5	.375		
Richard Bedesem	1975-80	30-35-1	.462		
Andy Talley	1985-	190-116-1	.621	113-82	.579

2012 Team Information

Total No. of Starters Returning: 22

Offense: 11

.....	WR - Jamal Abdur-Rahman
.....OG - Josh Bucci
.....OG - Ross Hall
.....OT - Vince Kowalski
.....RB - Austin Medley
.....TE - Earnest Pettway
.....QB - Chris Polony
.....OC - Dan Shirey
.....OT - Bill Vogel
.....WR - Norman White
.....WR - Dorian Wells

Defense: 10

.....SS - Ronnie Akins
.....LB - Devon Bridges
.....DE - Rakim Cox
.....LB - Joey Harmon
.....CB - Craig James
.....DE - Marlon Johnson
.....DL - Antoine Lewis
.....WS - Eric Loper
.....LB - Dillon Lucas
.....FS - Joe Sarnese

Special Teams: 1

.....PK/P - Mark Hamilton
-------	---------------------------

Total No. of Starters Lost: 2

Offense: 0

.....CB - James Pitts
-------	-----------------------

Defense: 1

.....PK - Nick Yako
-------	---------------------

Special Teams: 1

.....PK - Nick Yako
-------	---------------------

NOTE: Special Teams include kickers and punters only.

2012 Newcomers

Name	Pos.	Ht./Wt.	Hometown/HS (Last School)
Mike Burke	WR	6-2/200	Columbia, Pa./Columbia
Austin Calitro	LB	6-1/230	Danbury, Conn./Danbury
Don Cherry	LB	6-2/230	Trumbull, Conn./Trumbull
Nico D'Angelo	OL	6-3/275	Margate, N.J./Holy Spirit
Jonathan Green	OL	6-2/295	Ashland, Pa./North Schuylkill
Shayne Jones	DB	6-0/190	Hillsborough, N.J./Immaculata
Tanoh Kpassagnon	DL	6-7/245	Amblar, Pa./Wissahickon
CJ Logan	DB	5-11/190	Watertown, Mass./Northfield Mt. Hermon
Corey Majors	LB	6-1/240	Levittown, Pa./Worcester Academy
Marc Mauro* (So.)	DB	6-0/190	Bayville, N.Y./Salisbury School (Nassau CC)
Cameron McCurry	DB	6-0/215	Orange Park, Fla./Fleming Island
Patrick McGown	DL	6-5/230	Valencia, Calif./Sierra Canyon School
Jake Prus	OL	6-6/260	Pilesgrove, N.J./Woodstown
Bradley Seaton	OL	6-8/280	Bronx, N.Y./Brunswick School
Gary Underwood	RB	6-0/215	Cincinnati, Ohio/Winton Woods
Aaron Wells	RB	5-8/180	Ellicott City, Md./River Hill
Javon White	RB	5-10/180	Telford, Pa./Souderton
TJ White	LB	6-2/220	West Chester, Pa./B. Reed Henderson

* Transfer Student-Athlete enrolled at Villanova Spring 2012

Wildcats Roster

No.	Name	Pos.	Cl.	Ht./Wt.	Hometown/HS (Last School)
3	Dorian Wells	WR	Sr.	5-9/185	West Covina, Calif./South Hills
4	Emeka Ndichie	LB	So.	6-0/220	Bloomfield, N.J./Bloomfield
5	Shane Harris	DB	So.	5-11/200	Montclair, N.J./Montclair
6	Ronnie Akins	DB	Sr.	6-1/210	Lansdale, Pa./North Penn
7	Dustin Thomas	WR	So.	6-0/200	Ventnor, N.J./St. Augustine Prep
8	Norman White	WR	Sr.	6-4/210	Hammonton, N.J./St. Joseph's
9	Brennan Erbezniuk	DE	Jr.	6-7/260	Santa Monica, Calif./Santa Monica
10	Kenny Miles	WR	Sr.	6-0/205	Buena, N.J./Buena
11	Craig James	DB	Jr.	5-11/195	Mays Landing, N.J./Oakcrest
13	Chris Halcovage	WR	Sr.	5-9/190	Pottsville, Pa./Nativity B.V.M
15	Joey Harmon	LB	So.	6-0/230	Pembroke Pines, Fla./Salisbury School
18	Lawrence Livers	WR	So.	5-6/155	Seaside, Calif./St. Francis
17	Chris Polony	QB	So.	6-3/210	Whitehall, Pa./Whitehall
19	John Robertson	QB	R-Fr.	6-1/200	Paramus, N.J./Paramus
21	Ransford Quarrie	RB	Jr.	6-0/250	Hamilton, N.J./Notre Dame
22	Jamal Abdur-Rahman	RB	So.	5-9/175	Philadelphia, Pa./LaSalle
23	Austin Medley	RB	So.	5-11/190	Franklinville, N.J./Delsea
24	Joe Sarnese	DB	So.	6-0/190	Ventnor, N.J./Holy Spirit
25	Mike Mayock	DB	Sr.	6-1/205	Newtown Square, Pa./Malvern Prep
26	Kevin Monangai	RB	So.	5-8/195	Roseland, N.J./Seton Hall Prep
27	John Maughan	DB	Jr.	5-10/200	Park Ridge, N.J./Bergen Catholic
28	Eric Loper	DB	Sr.	5-11/180	Sicklerville, N.J./Timber Creek
29	Jerry Miles	DB	So.	5-11/190	Dublin, Ohio/Scioto
30	Matt McCann	DB	RFr.	5-9/190	Pittsburgh, Pa./Keystone Oaks
31	Nick Hurley	WR	Sr.	5-10/180	Wheeling, W. Va./Wheeling Central Catholic
33	Patrick Haggerty	LB	Sr.	6-0/230	Shillington, Pa./Governor Mifflin
34	Steve Jones	RB	Sr.	5-5/175	Springfield, Pa./Springfield
35	Chris Gough	PK	So.	6-3/165	Winslow, N.J./St. Augustine Prep
38	Adam Nelson	LS	Sr.	6-4/230	St. Joseph, Mo./St. Joseph Christian School
40	Fred O'Connor	RB	So.	5-8/205	Keswick, Va./Covenant School
42	Reggie Paris	LB	R-Fr.	6-3/230	Pemberton, N.J./Pemberton
44	Devon Bridges	LB	Sr.	6-0/235	Upper Marlboro, Md./Frederick Douglas
50	Dan Shirey	OL	Sr.	6-3/280	Feasterville, Pa./Neshaminy
52	Patrick Williams	DL	So.	5-11/300	Ft. Lauderdale, Fla./University School
54	Dillon Lucas	LB	So.	6-0/215	Medford, N.J./Shawnee
55	Jordan Hunter	DL	So.	6-2/310	Burlington Twp., N.J./Burlington Twp.
56	Tyrone Armstrong	LB	Jr.	6-0/240	Washington, D.C./Friendship Collegiate Academy
57	Noble Ajakaiye	DL	RFr.	6-0/240	Harrisburg, N.C./Hickory Ridge
58	Marlon Johnson	DL	Sr.	6-3/260	Baltimore, Md./St. Mary's
59	Josh Rogers	DL	So.	6-1/225	Pottstown, Pa./St. Pius X
60	Ross Hall	OL	So.	6-4/283	Leola, Pa./Lancaster Catholic
67	Justin Rhinesmith	OL	R-Fr.	6-3/285	Cape May Court House, N.J./Middle Twp.
68	Doug Turrell	OL	So.	6-4/230	Orefield, Pa./Parkland
70	Bill Vogel	OL	Sr.	6-4/280	Lincoln, Neb./St. Pius X/Nebraska-Omaha
71	Peter Sotiriou	OL	So.	6-1/295	Silver Spring, Md./Our Lady of Good Counsel
74	Kyle Wallace	OL	So.	6-2/270	Larksville, Pa./Wyoming Valley West/Wyoming Seminary
75	Josh Bucci	OL	Jr.	6-6/325	Beaver, Pa./Beaver
76	Vince Kowalski	OL	So.	6-4/265	Williamstown, N.J./Williamstown
77	Josh Polonio	OL	So.	6-3/310	Diamond Bar, Calif./Damien
80	Corey Reeder	DB	So.	6-2/195	Browns Mills, N.J./Pemberton
81	Joe Price	WR	Jr.	6-3/200	Havertown, Pa./Malvern Prep
82	Vinnie Gatti	WR	Jr.	5-9/175	Indiana, Pa./Indiana
85	Morgan Craig	TE	So.	6-2/240	Clarks Summit Pa./Abington Heights
86	Earnest Pettway	TE	So.	6-3/255	Long Beach, Calif./Long Beach Poly
87	Clay Horne	WR	So.	6-6/222	St. Paul, Minn./Lawrence Academy
89	Garrett Waller	WR	Jr.	5-9/155	Tulsa, Okla./Cascia Hall
90	Antoine Lewis	DL	Jr.	6-2/290	Somers Point, N.J./Mainland
93	Mark Hamilton	P/PK	Sr.	5-11/175	Gaithersburg, Md./Our Lady of Good Counsel
95	Josh Lumer	DL	Jr.	6-2/240	Sherman Oaks, Calif./Campbell Hall
97	Keelan Malone	DL	Jr.	6-1/255	Santa Monica, Calif./Santa Monica
99	Rakim Cox	DL	Jr.	6-4/275	San Diego, Calif./San Diego

Quick Facts

Location Williamsburg, Va.
 Enrollment 7,800
 Nickname Tribe
 Website tribeathletics.com
 Twitter twitter.com/TribeAthletics
 Facebook facebook.com (Search: William and Mary Tribe Athletics)
 Stadium Walter J. Zable Stadium at Cary Field
 Stadium Capacity 12,259
 Stadium Surface Artificial Grass
 President W. Taylor Reveley, III
 Athletics Director Edward "Terry" Driscoll
 Head Coach Jimmy Laycock (William and Mary, 1970)
 Football Contact Pet Clawson, Assistant Athletics Director/Communications
 Football Contact Office Phone/Email 757-221-3369/pmclaw@wm.edu
 Offensive Starters Returning/Lost 6/5
 Defensive Starters Returning/Lost 6/5

2011 Results (5-6, 3-5 CAA)

Home Stadium: Zable Stadium (12,259)

Home: 2-3 Away: 3-3 vs. Top 25 (TSN/F): 1-4 vs. Top 25 (Coach): 1-4
 Total Home Attendance: 55,068 Average Home Attendance: 11,014

Sept. 3	{3/4}	at Virginia [ESPN3]	L 3-40	51,956
Sept. 10	{5/5}	at VMI	W 24-7	5,786
Sept. 17	{4/5}	New Haven	W 13-10	8,649
Sept. 24	{6/5}	*James Madison [CSN-MA/CSN-NE] {12/10}	L 14-20	12,259
Oct. 1	{11/10}	*at Villanova [TCN/CSN-NE/COX11] {rv/-}	W 20-16	6,027
Oct. 8	{9/9}	*at Delaware {13/11}	L 0-21	17,808
Oct. 15	{16/15}	*New Hampshire [CSN-MA/CSN-NE] {6/6}	W 24-10	9,642
Oct. 22	{14/15}	*Towson {15/17}	L 27-38	12,259
Nov. 5	{19/21}	*at Rhode Island	L 21-24	7,014
Nov. 12	{rv/rv}	*Old Dominion [COX11/COXNova/CSN-MA+] {11/11}	L 31-35	12,259
Nov. 19	{rv/rv}	*at Richmond [CSN-MA]	W 25-23	8,700

CAA Team's Coaches & Sports Network Rankings listed prior to Opponent/Opponent's Coaches & Sports Network Rankings listed after Opponent at time game was played



TRIBE HEAD COACH
JIMMY LAYCOCK
32 SEASONS (1980-2011)


Collegiate Overall Record (Years) 213-151-2 (32 years)
 Record at CAA Football Schools (Years) 213-151-2 (32 years)
 Record in CAA Football Games (Years) 91-63 (32 years)

William and Mary Coaching Staff

Zbig Kepa Offensive Coordinator/Wide Receivers
 Scott Boone Defensive Coordinator/Linebackers
 Bob Solderitch Assistant Head Coach/Offensive Line
 Trevor Andrews Recruiting Coordinator/Defensive Line
 David Corley Quarterbacks
 Tom Clark Defensive Backs
 Chris Barclay Running Backs
 John Bowes Defensive Backs/Defensive Assistant
 Mike Godsil Tight Ends/Fullbacks
 Trey Henderson Linebackers/Video Coordinator

2012 Schedule

Date	Opponent	Location	Series Record
Sept. 1	at Maryland	College Park, Md.	2-1
Sept. 8	Lafayette	Williamsburg, Va.	First Meeting
Sept. 15	*at Towson	Towson, Md.	7-1
Sept. 22	*Delaware	Williamsburg, Va.	15-21
Sept. 29	*Georgia State	Williamsburg, Va.	First Meeting
Oct. 6	at Penn	Philadelphia, Pa.	4-1
Oct. 13	*at James Madison	Harrisonburg, Va.	15-19
Oct. 27	*Maine	Williamsburg, Va.	7-2
Nov. 3	*at New Hampshire	Durham, N.H.	13-2
Nov. 10	*at Old Dominion	Norfolk, Va.	1-1
Nov. 17	*Richmond	Williamsburg, Va.	61-55-5






DANTE COOK
 FREDERICKSBURG, VA.
 STAFFORD HIGH SCHOOL

LB	5-11	222	SR
----	------	-----	----

YEAR	GP	S-A-Tackles	SK/TFL	Int	PBU	FF/FR
2009	14	13-15-28	0.0/0.0	0	1	0/1
2010	11	57-54-111	4.0/9.0	2	2	1/1
2011	8	35-29-64	0.5/5.5	0	0	0/0
Career	33	105-98-203	4.5/14.5	2	3	1/2

- All-CAA Second Team selection as a sophomore in 2010 after ranking fourth in the conference with 10.1 tackles per game
- Battled injuries in 2011 but appeared in eight games and ranked fourth on the team with 64 tackles
- 2011 Preseason All-America selection by The Sports Network
- Career stats include 203 tackles, 14.5 tackles for a loss, 4.5 sacks and two interceptions (both returned for touchdowns)
- 2012 CAA Academic All-Conference Team



RYAN MOODY
 ASHBURN, VA.
 STONE BRIDGE HIGH SCHOOL

WR	5-11	175	SR
----	------	-----	----

YEAR	GP	No.	Yds	TD	Long	Avg/G	Avg/C
2009	2	3	70	0	48	35.00	23.33
2010	12	47	731	2	47	60.92	15.55
2011	6	10	174	0	38	29.00	17.40
Career	20	60	975	2	48	48.75	16.25

- All CAA Second Team selection as a sophomore in 2010 after leading team with 47 receptions for 731 yards
- Ranked fifth in the CAA as a sophomore with 60.9 receiving yards per game
- Posted three 100-yard receiving games as a sophomore
- Best career performance came at JMU in 2010 when he totaled eight catches for 122 yards with a touchdown
- Limited by injuries in 2011, appearing in just six games with three starts



MATT CRISAFI
 MARIETTA, GA.
 BLESSED TRINITY HIGH SCHOOL

OL	6-4	302	JR
----	-----	-----	----

- Started all 22 games during the past two seasons and will be W&M's starting center in 2012
- Helped W&M ranks second in the CAA in fewest sacks allowed (19) last season
- Two-time CAA Academic All-Conference Team selection



B.W. WEBB
 NEWPORT NEWS, VA.
 WARWICK HIGH SCHOOL

DB	5-11	180	SR
----	------	-----	----

YEAR	GP	S-A-Tackles	SK/TFL	Int	PBU	FF/FR
2009	14	16-7-23	0.0/3.0	8	3	0/0
2010	12	24-18-42	0.0/0.5	1	5	0/0
2011	11	24-16-40	0.0/3.0	2	3	0/0
Career	37	64-41-105	0.0/6.5	11	11	0/0

- Two-time first-team All-CAA cornerback (2010, 2011)
- Ranks eighth in career interceptions at W&M (11)
- Totaled six All-CAA honors during his career
- All-CAA punter returner in 2009 and 2010
- 2009 CAA Defensive Rookie of the Year

Playing Career

1967-69 College of William and Mary

Coaching Career

1970..... Offensive Coordinator, Newport News (Va.) High School
 1971-72 Graduate Assistant, Clemson University
 1973-74 Offensive Backfield, The Citadel
 1975-76 Quarterbacks, Memphis State University
 1977-79 Offensive Coordinator, Clemson University
 1980- Head Coach, College of William and Mary

Personal

Birthdate

February 6, 1948

Hometown

Hamilton, Va.

Alma Mater

William and Mary '70

Wife

Deidre Connelly

Children

Melanie, Michael, Mary Louise, James



Laycock's Year-By-Year Record

Year	School	Record	Conf./Finish	Postseason
1980	William and Mary	2-9		
1981	William and Mary	5-6		
1982	William and Mary	3-8		
1983	William and Mary	6-5		
1984	William and Mary	6-5		
1985	William and Mary	7-4		
1986	William and Mary	9-3		NCAA
1987	William and Mary	5-6		
1988	William and Mary	6-4-1		Epson Ivy Bowl
1989	William and Mary	8-3-1		NCAA
1990	William and Mary	10-3		NCAA Qtrs
1991	William and Mary	5-6		
1992	William and Mary	9-2		Epson Ivy Bowl
1993	William and Mary	9-3	7-1/1st (Mid-Atlantic)	NCAA
1994	William and Mary	8-3	6-2/T1st (Mid-Atlantic)	
1995	William and Mary	7-4	5-3/T3rd (Mid-Atlantic)	
1996	William and Mary	10-3	7-1/1st (Mid-Atlantic)	NCAA Qtrs
1997	William and Mary	7-4	4-4/T4th (Mid-Atlantic)	
1998	William and Mary	7-4	4-4/T2nd (Mid-Atlantic)	
1999	William and Mary	6-5	5-3/T4th	
2000	William and Mary	5-6	4-4/T4th	
2001	William and Mary	8-4	7-2/T1st	NCAA
2002	William and Mary	6-5	5-4/5th	
2003	William and Mary	5-5	4-4/6th	
2004	William and Mary	11-3	7-1/T1st (South)	NCAA Semis
2005	William and Mary	5-6	3-5/T3rd (South)	
2006	William and Mary	3-8	1-7/6th (South)	
2007	William and Mary	4-7	2-6/5th (South)	
2008	William and Mary	7-4	5-3/4th (South)	
2009	William and Mary	11-3	6-2/2nd (South)	NCAA Semis
2010	William and Mary	8-4	6-2/T1st	NCAA 2nd Round
2011	William and Mary	5-6	3-5/7th	

William and Mary Totals 213-151-2 (.585)

Career Record 213-151-2 (.585)

All-Time William and Mary Coaching Records

Coach	Years	Record	Pct.	Conf.	Pct.
No Coach	1893-94, 01-02	5-4-2	.545		
R. Armstrong	1896	0-2	.000		
W.J. King	1897-98, 00	2-4	.250		
W.J. Burke	1899	2-3	.400		
H.J. Duvall	1903	3-3	.500		
J.M. Blanchard	1904-05, 10	7-11-1	.395		
James H. Barry	1906-07	8-11	.421		
G.E. O'Hearn	1908-09	9-10-1	.475		
W.J. Young	1911-12	1-11-1	.115		
D.W. Draper	1913-15	2-21	.087		
S.H. Hubbard	1916	2-5-2	.333		
H.J. Young	1917	3-5	.375		
V.M. Geddy	1918	0-1	.000		
J.G. Driver	1919-20	6-11	.353		
W.E. Fincher	1921	4-3-1	.563		
Bill Ingram	1922	6-3	.667		
J.W. Tasker	1923-27	31-17-2	.440		
Branch Bocock	1928-30, 36-37	26-20-3	.561		
John Kellison	1931-34, 38	24-24-2	.500		
Tommy Dowler	1935	3-4-3	.450		
Carl M. Voyles	1939-42	29-7-3	.782		
Rube McCray	1944-50	45-22-3	.664		
Marvin Bass	1951	7-3	.700		
Jack Freeman	1952-56	14-29-5	.344		
Milt Drewer	1957-63	21-46-2	.319		
Marv Levy	1964-68	23-25-2	.480		
Lou Holtz	1969-71	13-20	.394		
Jim Root	1972-79	39-48-1	.449		
Jimmye Laycock	1980-	213-151-2	.585	91-63	.591

2012 Team Information

Total No. of Starters Returning: 14

Offense: 7

.....QB – Brent Caprio
.....LG – Matt Crisafi
.....QB – Michael Graham
.....RT – Robert Gumbita
.....WR – Ryan Moody
.....LT – Michael Salazar
.....RG – Trevor Springman

Defense: 6

.....DT – George Beerhalter
.....LB – Dante Cook
.....LB – Jabrel Mines
.....DE – Stephen Sinnott
.....SS – Brian Thompson
.....CB – B.W. Webb

Special Teams: 1

.....PK/P – Drake Kuhn

Total No. of Starters Lost: 10

Offense: 5

.....TE – Alex Gottlieb
.....RB – Jonathan Grimes
.....WR – D.J. Mangas
.....FB – Kyle O'Brien
.....C – James Pagliaro

Defense: 5

.....DE – Marcus Hyde
.....FS – Jake O'Connor
.....DT – Harold Robertson III
.....LB – Jake Trantin
.....CB – Terrell Wells

Special Teams: 0

NOTE: Special Teams include kickers and punters only.

2012 Newcomers

Name	Pos.	Ht./Wt.	Hometown/HS (Last School)
Kendell Anderson	RB	5-9/180	Herndon, Va./Westfield High School
Tyler Claytor	DL	6-3/270	Snellville, Ga./Shiloh High School
Steve Cluley	QB	6-3/205	Manasquan, N.J./Wall High School
Grey Congo	DL	6-2/275	Bowie, Md./Gonzaga College High School
Avon "AJ" Davey	DL	6-2/260	Frederick, Md./Governor Thomas Johnson HS
Chris Donald	LB/DE	6-3/245	Oceanport, N.J./Red Bank Catholic High School
Kevin Hart	WR	6-1/192	Pittsburgh, Pa./Seton-La Salle High School
Marcus Harvey	DB/LB	6-2/195	Great Falls, Va./Langley High School
Kevin Jennings	OL	6-2/275	Richmond, Va./Hermitage High School
Anthony Jordan	DB	5-11/180	Erie, Pa./Erie East High School
Dom Martinelli	OL	6-4/310	McKees Rocks, Pa./Montour High School
Cameron Ramirez	DB	5-10/170	Mitchellville, Md./DeMatha Catholic High School
Lonnie "Trey" Reed	DB	5-8/160	Stafford, Va./Colonial Forge High School

Tribe Roster

No.	Name	Pos.	Cl/	Ht./Wt.	Hometown (HS/Last School)
2	B.W. Webb	CB	Sr.	5-11/180	Newport News, Va. (Warwick)
3	Tre McBride	WR	So.	6-1/190	McDonough, Ga. (Ola)
5	Jesse McNeal III	CB	So.	5-11/180	Spotsylvania, Va. (Riverbend)
6	Ajrek Green	LB	So.	6-1/210	Chester, Va. (Thomas Dale)
7	Mikal Abdul-Sabor	RB	RFr.	5-11/215	Alpharetta, Ga. (Alpharetta)
8	William Haskins	TE	RFr.	6-2/240	Poquoson (Poquoson)
9	Ryan Moody	WR	Sr.	5-11/175	Ashburn, Va. (Stone Bridge)
10	Jabrel Mines	LB	Sr.	6-0/215	Doswell, Va. (Caroline)
11	Michael Graham	QB	Jr.	6-4/224	Charlottesville, Va. (Monticello)
12	Brent Caprio	QB	Jr.	6-1/212	Somers Point, N.J. (Mainland)
13	C.J. Thomas	WR	Sr.	6-2/215	Mount Airy, Md. (Linganore)
14	Christian Brumbaugh	QB	RFr.	6-4/210	McDonald, Pa. (South Fayette)
15	Zack Fetters	WR	RFr.	6-3/210	Montgomery Village, Md. (Gaithersburg)
16	Raphael Ortiz	QB	So.	6-3/220	Rahway, N.J. (St. Peter's Prep – New Jersey)
17	Anthony Johnson	WR	RFr.	6-1/170	Fredericksburg, Va. (Mountain View)
18	Evan McGill	TE	RFr.	6-5/240	Richmond, Va. (Trinity Episcopal)
19	Bo Revell	TE	So.	6-6/260	Haymarket, Va. (Battlefield)
21	Jarrell Cooper	RB	So.	5-9/185	Newport News, Va. (Woodside)
22	Jerome Couplin III	S	Jr.	6-2/210	Upper Marlboro, Md. (Bishop McNamara)
23	Jaquay Hall	RB	RFr.	6-2/200	Norfolk, Va. (Atlantic Shores)
24	Keith McBride II	RB	So.	6-0/215	Collierville, Tenn. (Navy/Memphis University School)
25	Darnell Laws	RB	So.	6-0/218	Sicklerville, N.J. (Augustine Prep)
26	Ryan Smith	DB	Jr.	5-10/180	King George, Va. (The Blue Ridge School)
27	Brian Thompson	S	Sr.	5-11/215	Somerset, N.J. (Franklin)
28	Blake Cooksey	DB	RFr.	5-11/175	Midlothian, Va. (Cosby)
30	Andy Topping	LB	Sr.	6-2/225	Suffolk, Va. (Nansemond River)
31	Will Thompson	TE	RFr.	6-3/240	La Crosse, Va. (Park View)
32	Kedric Solomon	WR	RFr.	5-11/160	Newport News, Va. (Woodside)
33	Jared Velasquez	S	RFr.	6-0/200	Fairfax, Va. (Robinson)
35	Dante Cook	LB	Sr.	5-11/222	Fredericksburg, Va. (Stafford)
36	DeAndre Houston-Carson	CB	RFr.	6-1/190	Woodford, Va. (Massaponax)
37	Jordan King	S	So.	5-10/195	Stafford, Va. (Mountain View)
38	Levi Cohen	FB	So.	5-11/225	Bedford, N.Y. (Paramus Catholic)
40	Ian Haislip	LB	RFr.	6-1/225	Yorktown, Va. (Tabb)
41	Quincey September	DE	Jr.	6-3/225	Kwazulu Natal, South Africa (Saint Anne's Belfield)
42	Ivan Tagoe	S	So.	6-1/220	Burtonsville, Md. (Paint Branch)
43	T.J. Ptachick	FB	Sr.	6-2/240	Williamsburg, Va. (Lafayette)
44	Meltoya Jones	RB	Sr.	5-9/215	Hampton, Va. (Tabb)
45	Spencer Bopp	DT	RFr.	6-3/255	Fredericksburg, Va. (Stafford)
46	Moyosore Oluleye	S	So.	5-11/210	Lititz, Pa. (Manheim Township)
47	Ethan Lee	DB	Sr.	5-11/182	Buckingham, Va. (Buckingham-County)
48	Sean Ballard	WR	So.	6-0/190	Plano, Texas (Plano West)
49	Matthew Pocta	LB	So.	6-0/230	Hanover, Va. (Hanover)
51	Callen Larus	OL	Jr.	6-4/295	Midlothian, Va. (Midlothian)
53	Jasper Coleman	DT	So.	6-4/284	Richmond, Va. (James River)
54	Ben Casper	LB	Jr.	6-1/225	Centreville, Va. (Westfield)
55	Alex Goodman	LB	So.	6-0/225	Fredericksburg, Va. (Brooke Point)
56	Terrence Mack	LB	RFr.	6-0/205	Hampton, Va. (Hampton)
57	Andrew Weidinger	FB	RFr.	6-0/240	Burke, Va. (Lake Braddock)
58	Luke Rhodes	LB	RFr.	6-2/230	Hollidaysburg, Pa. (Hollidaysburg Area)
59	Jared Templeton	DT	RFr.	6-4/270	Tyrone, Pa. (Tyrone Area)
60	Robert Gumbita	OL	Sr.	6-5/300	Mount Pleasant, Pa. (Mount Pleasant)
61	Trevor Springman	OL	Jr.	6-4/293	Lansdowne, Va. (Stone Bridge)
63	Nick Easter	OL	RFr.	6-3/286	Stafford, Va. (Colonial Forge)
66	Zach Mahfood	OL	RFr.	6-3/295	Lighthouse Pt., Fla. (Pine Crest)
67	Baron Goodman	OL	So.	6-4/295	Smithfield, Va. (Nansemond-Suffolk Academy)
69	Andrew Jones	OL	RFr.	6-1/275	Naples, Fla. (Naples)
70	Alex Berry	OL	So.	6-4/290	Roanoke, Va. (Cave Spring)
73	James Johnson III	OL	Jr.	6-2/290	Covington, Ga. (Eastside)
74	Mike Salazar	OL	Sr.	6-5/308	Lawrenceville, N.J. (The Hun School)
75	Matt Crisafi	OL	Jr.	6-4/302	Marietta, Ga. (Blessed Trinity)
80	John Carpenter	K/P	So.	6-1/190	Cumberland, Md. (Allegheny)
82	Robert Asmar	TE	Jr.	6-4/240	Alexandria, Va. (St. Stephens & St. Agnes)
85	Nolan Kearney	TE	Sr.	6-4/250	Glenmoore, Pa. (Downingtown West)
87	Braxton Hicks	DE	RFr.	6-4/235	Charlotte, N.C. (Berry Academy)
88	Joey Brady	WR	Sr.	6-3/210	Pembroke Pines, Fla. (Everglades)
90	Bryan Stinnie	DL	Jr.	6-4/255	Troy, Va. (Saint Anne's Belfield)
92	George Beerhalter	DL	Jr.	6-3/280	Pittsburgh, Pa. (Montour)
93	Kadeem Lyttle	DE	So.	6-3/250	Brooklyn, N.Y. (Lawrenceville Prep)
95	Mike Reilly	DL	So.	6-4/265	Old Tappan, N.J. (Northern Valley Regional)
96	Stephen Sinnott	DL	So.	6-4/245	Lansdale, Pa. (La Salle)
97	Drake Kuhn	K	Jr.	5-10/185	Williamsburg, Va. (Lafayette)
98	Nick Zaremba	DL	Sr.	6-2/265	Fredericksburg, Va. (Stafford)
	Alex Tremblay	FB	So.	6-0/230	Williamsburg, Va. (Warhill)
	Jake Wasko	LB	So.	6-3/205	Leesburg, Va. (Loudoun County)

2011 Standings

TEAMS	-----CONFERENCE-----				-----OVERALL-----				Home	Away	Neutral	Streak
	W-L	Pct.	PF	PA	W-L	Pct.	PF	PA				
Towson*!	7-1	.875	293	224	9-3	.750	418	312	5-2	4-1	0-0	Lost 1
Old Dominion!	6-2	.750	268	215	10-3	.769	477	361	6-1	4-2	0-0	Lost 1
Maine!	6-2	.750	236	200	9-4	.692	381	310	4-1	5-3	0-0	Lost 1
New Hampshire!	6-2	.750	260	222	8-4	.667	394	379	5-0	2-4	1-0	Lost 1
James Madison!	5-3	.625	204	137	8-5	.615	289	255	4-1	4-4	0-0	Lost 1
Delaware	5-3	.625	194	163	7-4	.636	284	220	5-1	1-3	1-0	Won 3
William and Mary	3-5	.375	162	187	5-6	.455	202	244	2-3	3-3	0-0	Won 1
Rhode Island	2-6	.250	187	239	3-8	.273	243	312	3-2	0-6	0-0	Lost 2
Villanova	1-7	.125	143	253	2-9	.182	189	336	1-4	1-4	0-1	Lost 1
Richmond	0-8	.000	168	249	3-8	.273	246	295	2-4	1-4	0-0	Lost 8
Massachusetts	0-0	.000	194	220	5-6	.455	277	307	2-2	3-3	0-1	Lost 3

* - CAA Football Champion

! - NCAA Playoff Participant

---Massachusetts' official conference record will be 0-0 and will not occupy a spot in the overall standings

2011-12 NCAA Division I Football Championships



* denotes host institution

First round, Second round, Quarterfinal and Semifinal games will be played on campus sites

2011 All-Conference Teams

2011 CAA Football Major Awards

(as voted on by the head coaches)

OFFENSIVE PLAYER OF THE YEAR

Kevin Decker, New Hampshire, Sr., QB, Armonk, N.Y.

DEFENSIVE PLAYERS OF THE YEAR

Ronnie Cameron, Old Dominion, Sr., DL, Westbury, N.Y.

SPECIAL TEAMS PLAYER OF THE YEAR

Jonathan Grimes, William and Mary, Sr., KR, Palmyra, N.J.

OFFENSIVE ROOKIE OF THE YEAR

Terrance West, Towson, Fr., RB, Baltimore, Md.

DEFENSIVE ROOKIE OF THE YEAR

Dillon Lucas, Villanova, Fr., LB, Medford, N.J.

COACH OF THE YEAR

Rob Ambrose, Towson, Three Seasons

2011 All-CAA Football First Team

(as voted on by the head coaches)

OFFENSE

Position	Player	School	Class
QB	Kevin Decker	New Hampshire	Senior
RB	Jonathan Grimes	William and Mary	Senior
RB	Terrance West	Towson	Freshman
FB/HB	Emil Igwenagu	Massachusetts	Senior
WR	Tre Gray	Richmond	Senior
WR	Nick Mayers	Old Dominion	Junior
WR	Maurice McDonald	Maine	Junior
WR	Julian Talley	Massachusetts	Senior
TE	Alex Gottlieb	William and Mary	Senior
OL	Shea Allard	Delaware	Senior
OL	Gino Gradkowski	Delaware	Senior
OL	Chris Howley	Maine	Junior
OL	James Pagliaro	William and Mary	Senior
OL	Dan Shirey	Villanova	Junior
OL	Earl Watford	James Madison	Junior
PK	Sean Baner	Delaware	Sophomore
KR	Jesse Julmiste	Massachusetts	Senior
PR	Trevor Coston	Maine	Senior

DEFENSE

Position	Player	School	Class
DL	Frank Beltre	Towson	Junior
DL	D.J. Bryant	James Madison	Senior
DL	Ronnie Cameron	Old Dominion	Senior
DL	Brian McNally	New Hampshire	Senior
LB	Matt Evans	New Hampshire	Junior
LB	Tyler Holmes	Massachusetts	Senior
LB	Stephon Robertson	James Madison	Sophomore
LB	Craig Wilkins	Old Dominion	Junior
CB	James Pitts	Villanova	Senior
CB	B.W. Webb	William and Mary	Junior
S	Jordan Dangerfield	Towson	Junior
S	Jerron McMillian	Maine	Senior
P	Jonathan Plisco	Old Dominion	Junior

2011 All-CAA Football Second Team

(as voted on by the head coaches)

OFFENSE

Position	Player	School	Class
QB	Warren Smith	Maine	Senior
RB	Andrew Pierce	Delaware	Sophomore
RB	Dae'Quan Scott	James Madison	Sophomore
FB/HB	Brian Barlow	James Madison	Junior
WR	Anthony Baskerville	Rhode Island	Senior
WR	R.J. Harris	New Hampshire	Freshman
WR	Nihja White	Delaware	Junior

TE	Justin Perillo	Maine	Sophomore
OL	Ricky Archer	New Hampshire	Sophomore
OL	Roane Babington	James Madison	Senior
OL	Jason Foster	Rhode Island	Senior
OL	Henry Glackin	Towson	Senior
OL	Rob McDowell	Delaware	Senior
OL	Josh Spearin	Maine	Junior
PK	Mike MacArthur	New Hampshire	Sophomore
KR	Derrick Joseph	Towson	Freshman
PR	Dae'Quan Scott	James Madison	Sophomore

DEFENSE

Position	Player	School	Class
DL	Michael Atunrase	Delaware	Senior
DL	Michael Cole	Maine	Sophomore
DL	Marcus Hyde	William and Mary	Senior
DL	Willie McGinnis	Rhode Island	Senior
LB	Vinson Givans	Maine	Senior
LB	Darius McMillan	Richmond	Junior
LB	Pat Williams	James Madison	Senior
LB	Paul Worrirow	Delaware	Junior
CB	Travis Hawkins	Delaware	Sophomore
CB	Eriq Lewis	Old Dominion	Freshman
S	Trevor Coston	Maine	Senior
S	Brian Thompson	William and Mary	Junior
P	David Skahn	James Madison	Junior

2011 All-CAA Football Third Team

(as voted on by the head coaches)

OFFENSE

Position	Player	School	Class
QB	Taylor Heinicke	Old Dominion	Freshman
RB	Pushaun Brown	Maine	Senior
RB	Jonathan Hernandez	Massachusetts	Senior
FB/HB	Tyler Wharton	Towson	Senior
WR	Reid Evans	Old Dominion	Junior
WR	Jesse Julmiste	Massachusetts	Senior
WR	Kerby Long	James Madison	Senior
WR	Joey Orlando	New Hampshire	Junior
TE	Rob Blanchflower	Massachusetts	Sophomore
OL	Kyle Bogumil	Rhode Island	Senior
OL	Jeremy Hensley	Old Dominion	Senior
OL	Stephane Milhim	Massachusetts	Junior
OL	Seamus O'Neill	New Hampshire	Sophomore
OL	Eric Pike	Towson	Sophomore
OL	Josh Samuda	Massachusetts	Senior
OL	Nick Speller	Massachusetts	Junior
PK	Jarod Brown	Old Dominion	Sophomore
KR	Jonathan Grimes	William and Mary	Senior
PR	Reid Evans	Old Dominion	Junior

DEFENSE

Position	Player	School	Class
DL	Chris Burnette	Old Dominion	Junior
DL	Kevin Byrne	Massachusetts	Sophomore
DL	Raibonne Charles	Maine	Senior
DL	Lamar Middleton	James Madison	Senior
LB	Doug Johnson	Rhode Island	Junior
LB	Dillon Lucas	Villanova	Freshman
LB	Perry McIntyre	Massachusetts	Junior
LB	Jabrel Mines	William and Mary	Junior
CB	Marcus Burley	Delaware	Junior
CB	Kendall James	Maine	Sophomore
S	Dean Marlowe	James Madison	Freshman
S	Colin Pehanick	Richmond	Senior
P	Mark Hamilton	Villanova	Junior

Active Players in italics

2011 All-Americans

The Sports Network All-Americans

OFFENSE				
Team	Position	Player	School	Class
<i>First Team</i>	<i>RB</i>	<i>Terrance West</i>	<i>Towson</i>	<i>Freshman</i>
First Team	OL	Gino Gradkowski	Delaware	Senior
Second Team	RB	Jonathan Grimes	William and Mary	Senior
Third Team	WR	Tre Gray	Richmond	Senior
DEFENSE				
Team	Position	Player	School	Class
First Team	DL	Ronnie Cameron	Old Dominion	Senior
<i>First Team</i>	<i>LB</i>	<i>Matt Evans</i>	<i>New Hampshire</i>	<i>Junior</i>
<i>Second Team</i>	<i>P</i>	<i>Jonathan Plisco</i>	<i>Old Dominion</i>	<i>Junior</i>

American Football Coaches Association All-Americans

OFFENSE				
Team	Position	Player	School	Class
First Team	OL	Gino Gradkowski	Delaware	Senior
DEFENSE				
Team	Position	Player	School	Class
First Team	DL	Ronnie Cameron	Old Dominion	Senior
First Team	LB	Tyler Holmes	Massachusetts	Senior

Walter Camp Foundation All-Americans

OFFENSE				
Team	Position	Player	School	Class
<i>First Team</i>	<i>RB</i>	<i>Terrance West</i>	<i>Towson</i>	<i>Freshman</i>
DEFENSE				
Team	Position	Player	School	Class
<i>First Team</i>	<i>LB</i>	<i>Matt Evans</i>	<i>New Hampshire</i>	<i>Junior</i>

Associated Press All-Americans

OFFENSE				
Team	Position	Player	School	Class
First Team	AP	Jonathan Grimes	William and Mary	Senior
<i>Second Team</i>	<i>RB</i>	<i>Terrance West</i>	<i>Towson</i>	<i>Freshman</i>
Second Team	OL	Gino Gradkowski	Delaware	Senior
Third Team	WR	Tre Gray	Richmond	Senior
DEFENSE				
Team	Position	Player	School	Class
First Team	LB	Tyler Holmes	Massachusetts	Senior
Second Team	DL	Ronnie Cameron	Old Dominion	Senior
<i>Second Team</i>	<i>LB</i>	<i>Matt Evans</i>	<i>New Hampshire</i>	<i>Junior</i>
<i>Second Team</i>	<i>P</i>	<i>Jonathan Plisco</i>	<i>Old Dominion</i>	<i>Junior</i>

College Sporting News Fabulous Fifty All-Americans

INDIVIDUAL WINNERS				
Honor	Player	School	Class	
<i>Freshman of the Year</i>	<i>Terrance West</i>	<i>Towson</i>	<i>Freshman</i>	
OFFENSE				
Team	Position	Player	School	Class
First Team	RB	Jonathan Grimes	William and Mary	Senior
First Team	OG	Gino Gradkowski	Delaware	Senior
Honorable Mention	WR	Tre Gray	Richmond	Senior
DEFENSE				
Team	Position	Player	School	Class
<i>First Team</i>	<i>LB</i>	<i>Matt Evans</i>	<i>New Hampshire</i>	<i>Junior</i>
Honorable Mention	DL	Ronnie Cameron	Old Dominion	Senior
Honorable Mention	DB	Jerron McMillian	Maine	Senior

College Sports Journal All-Americans

INDIVIDUAL WINNERS				
Honor	Player	School	Class	
<i>Coach of the Year</i>	<i>Rob Ambrose</i>	<i>Towson</i>	<i>Third Season</i>	
<i>Freshman of the Year</i>	<i>Terrance West</i>	<i>Towson</i>	<i>Freshman</i>	
OFFENSE				
Team	Position	Player	School	Class
First Team	RB	Jonathan Grimes	William and Mary	Senior
<i>First Team</i>	<i>RB</i>	<i>Terrance West</i>	<i>Towson</i>	<i>Freshman</i>
First Team	FB	Tyler Wharton	Towson	Junior
First Team	TE	Alex Gottlieb	William and Mary	Senior
First Team	OG	Gino Gradkowski	Delaware	Senior
Honorable Mention	FB	Emil Igwenagu	Massachusetts	Senior
Honorable Mention	QB	Kevin Decker	New Hampshire	Senior
<i>Honorable Mention RB</i>	<i>Andrew Pierce</i>	<i>Delaware</i>	<i>Sophomore</i>	
Honorable Mention	WR	Tre Gray	Richmond	Senior
DEFENSE				
Team	Position	Player	School	Class
First Team	DL	Ronnie Cameron	Old Dominion	Senior
<i>First Team</i>	<i>LB</i>	<i>Matt Evans</i>	<i>New Hampshire</i>	<i>Junior</i>
<i>First Team</i>	<i>SS</i>	<i>Jordan Dangerfield</i>	<i>Towson</i>	<i>Junior</i>
<i>First Team</i>	<i>P</i>	<i>Jonathan Plisco</i>	<i>Old Dominion</i>	<i>Junior</i>
Honorable Mention	CB	James Pitts	Villanova	Senior
Honorable Mention	DL	Frank Beltre	Towson	Senior
Honorable Mention	DL	Brian McNally	New Hampshire	Senior
Honorable Mention	LB	Tyler Holmes	Massachusetts	Senior
Honorable Mention	S	Trevor Coston	Maine	Senior
<i>Honorable Mention P</i>	<i>Mark Hamilton</i>	<i>Villanova</i>	<i>Junior</i>	

Active Players in italics

2011 Overall Schedule & Results

Thursday, September 1

Toledo 58, New Hampshire 22 [ESPN3] {20,106}
Temple 42, Villanova 7 [ESPN3] {32,638}
 Massachusetts 24, Holy Cross 16 [CBSSPN] {15,942}

Saturday, September 3

Navy 40, Delaware 17 [CBSSPN] {34,117}
North Carolina 42, James Madison 10 [RSN-ACC/CSN-MA/ESPN3] {57,000}
Maine 28, Bryant 13 {6,041}
Old Dominion 41, Campbell 14 {19,818}
Virginia 40, William and Mary 3 [ESPN3] {51,956}
Richmond 23, Duke 21 [ESPN3] {32,741}
Towson 42, Morgan State 3 [CSN-MA] {9,756}

Saturday, September 10

*Towson 31, Villanova 10 {7,696}
 Old Dominion 40, Georgia State 17 [CSS/TCN/CSN-NE/CSN-MA+/COX11] {11,701}
 New Hampshire 48, Lehigh 41 (ot) [FCSA (TD)] {7,519}
Pittsburgh 35, Maine 29 [ESPN3] {41,230}
 William and Mary 24, VMI 7 {5,786}
Syracuse 21, Rhode Island 14 [SNY/ESPN3] {36,421}
Delaware 28, West Chester 17 {19,593}
 James Madison 14, Central Connecticut State 9 {25,102}
Richmond 21, Wagner 6 {8,700}

Saturday, September 17

*Massachusetts 36, Rhode Island 27 [CSN-NE/CSN-MA] {11,167}
 Monmouth 20, Villanova 9 {11,817}
Delaware 45, Delaware State 0 {18,011}
 Maine 31, Albany 15 [TWCS] {4,944}
Old Dominion 45, Hampton 42 [COX11 (TD)/CSN-MA (TD)] {19,818}
Richmond 34, VMI 19 {8,700}
 James Madison 27, Liberty 24 [ESPN3/MASN (TD)] {18,878}
William and Mary 13, New Haven 10 {8,649}

Saturday, September 24

*Delaware 27, Old Dominion 17 [TCN/CSN-NE/COX11] {16,789}
 *New Hampshire 45, Richmond 43 [TCN/CSN-NE] {8,700}
 *James Madison 20, William and Mary 14 [CSN-MA/CSN-NE] {12,259}
Boston College 45, Massachusetts 17 [ESPN3] {30,176}
Rhode Island 21, Fordham 17 {3,428}
Towson 42, Colgate 17 {9,919}
Villanova 30, Penn 21 {10,071} (Franklin Field)

Saturday, October 1

*William and Mary 20, Villanova 16 [TCN/CSN-NE/COX11] {6,027}
 *Maine 31, Delaware 17 [WABI] {6,000}
 *James Madison 31, Richmond 7 [TCN/CSN-NE] {25,747}
 *Old Dominion 48, Massachusetts 33 [COX11/COXNova/TCN-MA] {19,818}
New Hampshire 39, Holy Cross 32 {8,307}
 Maryland 28, Towson 3 [RSN-ACC/CSN-MA/ESPN3] {35,573}
Brown 35, Rhode Island 21 [myRITV] {8,534}

Saturday, October 8

*New Hampshire 14, Villanova {5,760}
 *Old Dominion 31, Rhode Island 23 {4,026}
 *Maine 25, James Madison 24 (ot) [TCN/CSN-NE/CSS] {24,023}
 *Delaware 21, William and Mary 0 {17,808}
 *Towson 31, Richmond 28 {7,587}
Massachusetts 42, Central Connecticut State 26 {11,736}

Saturday, October 15

*William and Mary 24, New Hampshire 10 [CSN-MA/CSN-NE] {9,642}
 *Maine 27, Rhode Island 21 [WABI] {7,256}
 *James Madison 34, Villanova 10 {25,047}
 *Massachusetts 21, Delaware 10 [TCN/CSN-NE] {21,902}
 *Towson 39, Old Dominion 35 {19,818}

Saturday, October 22

*Rhode Island 38, Delaware 34 {6,222}
 *New Hampshire 27, Massachusetts 21 (Foxborough, Mass.) [CSN-NE/CSN-MA] {24,022}
 *Maine 23, Richmond 22 {8,700}
 *Old Dominion 37, Villanova 14 {7,471}
 *Towson 38, William and Mary 27 {12,259}

Saturday, October 29

*Old Dominion 23, James Madison 20 [CSN-MA] {19,818}
 *New Hampshire 31, Rhode Island 24 [CSN-NE] {10,554}
 *Massachusetts 28, Richmond 7 {8,700}
 *Maine 41, Villanova 25 {3,201}
 *Delaware 35, Towson 30 [TCN/CSN-NE] {8,122}

Saturday, November 5

*New Hampshire 28, James Madison 10 {4,466}
 *Towson 40, Maine 30 [WABI/CSN-MA+] {5,258}
 *Rhode Island 24, William and Mary 21 {7,014}
 *Old Dominion 42, Richmond 28, {19,818}
 *Villanova 35, Massachusetts 17 [TCN/CSN-NE] {10,012}

Saturday, November 12

*Old Dominion 35, William and Mary 31 [COX11/COXNova/CSN-MA+] {12,259}
 *Maine 32, Massachusetts 31 [WABI] {4,460}
 *James Madison 31, Rhode Island 13 {25,096}
 *Towson 56, New Hampshire 42 {8,366}
 *Delaware 24, Richmond 10 [TCN/CSN-NE] {20,008}

Saturday, November 19

*New Hampshire 30, Maine 27 [CSN-NE] {8,536}
 *William and Mary 25, Richmond 23 [CSN-MA] {8,700}
 *Towson 28, Rhode Island 17 {2,883}
 *James Madison 34, Massachusetts 17 {7,103}
 *Delaware 26, Villanova 16 (Chester, Pa.) [TCN/CSS] {14,107}

Saturday, November 26

!James Madison 20, Eastern Kentucky 17 [ESPNHD/ESPN3] {2,388}
 !Old Dominion 35, Norfolk State 18 [ESPN3] {19,818}

Saturday, December 3

#Georgia Southern 55, Old Dominion 48 [ESPN3] {13,226}
 #Maine 34, Appalachian State 12 [ESPN3] {15,291}
 #Montana State 26, New Hampshire 25 [ESPN3] {11,367}
 #Lehigh 40, Towson 38 [ESPN3] {11,196}
 #North Dakota State 26, James Madison 14 [ESPN3] {17,432}

Saturday, December 10

\$Georgia Southern 35, Maine 23 [ESPN3] {12,886}

LEGEND

CBSSPN CBS Sports Network
 COX11 Cox 11 (Tidewater/Williamsburg, Va.)
 COXNova Cox Cable (Northern Virginia & Roanoke, Va.)
 CSN-MA Comcast SportsNet Mid-Atlantic
 CSN-MA+ Comcast SportsNet Mid-Atlantic Plus
 CSN-NE Comcast SportsNet New England
 CSS Comcast Sports Southeast
 ESPN2 ESPN2
 ESPN2HD ESPN2 High Definition
 ESPN3 ESPN3.com
 ESPNUHD ESPNU High Definition
 FCSA Fox College Sports-Atlantic
 MASN Mid-Atlantic Sports Network
 myRITV myRITV (Rhode Island Cable Television)
 RSN-ACC ACC Regional Sports Network
 SNY SportsNet New York
 TCN The Comcast Network Mid-Atlantic and Philadelphia
 TCN-MA The Comcast Network Mid-Atlantic
 TWCS Time Warner Cable SportsNet (New York)
 WABI WABI-TV (Bangor, Maine)
 (TD) Tape-Delayed Broadcast

* - CAA Football Game
 [] - Broadcasting Network
 { } - Official Attendance
 ! - NCAA Division I Football Championship - First Round
 # - NCAA Division I Football Championship - Second Round
 \$ - NCAA Division I Football Championship - Quarterfinals
 Underline Team was game host
 All Times Eastern
 Schedule Dates, Times and Broadcasts subject to change

2011 Team-By-Team Results

Delaware (7-4, 5-3 CAA)

Date	Time	Opponent	DEL		OPP		Offense				Defense						
			Att.	SN/F Coach	SN/F Coach	Run	Pass	Total	Passes	TO	Run	Pass	Total	Passes	TO		
S3	L 17-40	at Navy [tv]	34,117	5	5	220	143	363	17-29-1	2	391	46	437	4-7-1	1		
S10	W 28-17	West Chester	19,593	8	7	142	173	315	21-29-0	0	60	300	360	24-44-2	3		
S17	W 45-0	Delaware State	18,011	7	7	rv	269	243	512	18-19-0	0	-3	115	112	17-25-1	3	
S24	W 27-17	*Old Dominion [tv]	16,789	7	6	rv	rv	80	304	384	26-39-0	2	126	207	333	23-46-1	2
O1	L 17-31	*at Maine [tv]	6,000	6	5	rv		115	163	278	24-45-4	4	213	264	477	18-27-2	2
O8	W 21-0	*William and Mary	17,808	13	11	9	9	214	124	338	16-25-1	2	71	139	210	16-35-2	2
O15	L 10-21	*Massachusetts [tv]	21,902	9	8	rv	rv	88	244	332	24-46-2	3	100	245	345	20-39-0	0
O22	L 34-38	*at Rhode Island	6,222	16	13			79	241	320	23-39-2	3	206	278	484	18-33-2	4
O29	W 35-30	*at Towson [tv]	8,122	21	20	13	14	201	56	257	5-12-1	2	229	159	388	15-31-2	3
N12	W 24-10	*Richmond [tv]	20,008	15	17	rv		249	129	378	9-14-0	1	34	274	308	24-44-3	4
N19	W 26-16	*vs Villanova [tv]	14,107	15	17			181	153	334	14-22-0	1	199	139	338	14-24-2	3

James Madison (8-5, 5-3 CAA)

Date	Time	Opponent	JMU		OPP		Offense				Defense						
			Att.	SN/F Coach	SN/F Coach	Run	Pass	Total	Passes	TO	Run	Pass	Total	Passes	TO		
S3	L 10-42	at North Carolina [tv]	57,000	15	16			59	152	211	11-16-0	0	184	277	461	22-23-1	1
S10	W 14-9	Central Connecticut State	25,102	19	17	rv	rv	342	47	389	5-11-2	5	146	140	286	14-36-2	2
S17	W 27-24	at Liberty [tv]	18,878	13	14	22	20	173	141	314	13-18-0	0	74	298	372	24-29-1	1
S24	W 20-14	*at William and Mary [tv]	12,259	12	10	6	5	271	69	340	3-4-0	0	37	215	252	14-26-0	1
O1	W 31-7	*Richmond [tv]	25,742	9	8	10	10	297	34	331	5-12-0	1	-12	130	118	16-32-1	2
O8	L 24-25 (ot)	*Maine [tv]	24,023	7	6	19	rv	304	98	402	13-18-0	1	90	295	385	28-40-0	0
O15	W 34-10	*Villanova	25,047	13	13			253	203	456	9-13-1	1	107	127	234	11-24-2	2
O29	L 20-23	*at Old Dominion [tv]	19,818	9	10	15	16	103	239	342	17-28-0	0	126	236	362	22-36-0	0
N5	L 10-28	*at New Hampshire	4,466	13	13	9	11	136	159	295	18-13-2	3	144	186	330	21-31-1	2
N12	W 31-13	*Rhode Island	25,096	20	19			241	91	332	6-13-0	1	86	165	251	18-32-3	4
N19	W 34-17	*at Massachusetts	7,103	19	20	rv		386	41	427	4-7-0	1	68	236	304	20-36-2	2
N26	W 20-17	at Eastern Kentucky [tv]	2,388	17	19	rv	rv	244	149	393	9-16-0	0	119	94	213	10-16-1	1
D3	L 14-26	#at North Dakota State [tv]	17,432	17	19	4	4	84	217	301	22-39-1	1	219	110	329	11-18-0	0

Maine (9-4, 6-2 CAA)

Date	Time	Opponent	UM		OPP		Offense				Defense						
			Att.	SN/F Coach	SN/F Coach	Run	Pass	Total	Passes	TO	Run	Pass	Total	Passes	TO		
S3	W 28-13	Bryant	6,041	rv				155	135	290	14-21-0	0	128	194	322	15-32-2	2
S10	L 29-35	at Pittsburgh [tv]	41,230	rv				37	334	371	27-46-0	0	124	257	381	26-42-2	2
S17	W 31-15	at Albany [tv]	4,944	rv				197	202	399	21-32-0	1	79	185	264	18-37-1	1
O1	W 31-17	*Delaware [tv]	6,000	rv		6	5	213	264	477	18-27-2	2	115	163	278	24-45-4	4
O8	W 25-24 (ot)	*at James Madison [tv]	24,023	19	rv	7	6	90	295	385	28-40-0	0	304	98	402	13-18-0	1
O15	W 27-21	*Rhode Island [tv]	7,256	12	16			118	233	351	18-26-0	1	141	160	301	13-24-2	3
O22	W 23-22	*at Richmond	8,700	9	14	18	21	71	289	360	32-52-2	3	42	301	343	32-45-0	2
O29	W 41-25	*at Villanova	3,201	8	12			159	251	410	17-22-0	2	197	208	405	11-22-1	1
N5	L 30-40	*Towson [tv]	5,258	7	10	14	17	85	256	341	26-41-2	3	334	84	418	6-13-1	2
N12	W 32-21	*Massachusetts [tv]	4,460	13	13	rv	rv	188	184	372	14-25-1	1	119	237	356	19-31-1	4
N19	L 27-30	*at New Hampshire [tv]	8,536	11	11	12	13	136	200	336	24-41-3	4	158	203	361	16-30-3	4
D3	W 34-12	#at Appalachian State [tv]	15,291	13	13	9	8	216	250	466	17-26-1	1	3	272	275	26-45-2	3
D10	L 23-35	Sat Georgia Southern [tv]	12,886	13	13	3	2	66	229	295	15-29-3	3	360	116	476	7-8-0	1

Massachusetts (5-6, 0-0 CAA)

Date	Time	Opponent	UMASS		OPP		Offense				Defense						
			Att.	SN/F Coach	SN/F Coach	Run	Pass	Total	Passes	TO	Run	Pass	Total	Passes	TO		
S1	W 24-16	at Holy Cross [tv]	15,942	25	rv			180	134	314	15-24-0	1	75	246	321	23-45-0	2
S17	W 36-27	Rhode Island [tv]	11,167	21	25	rv		201	259	460	21-32-2	3	56	279	335	14-29-2	2
S24	L 17-45	at Boston College [tv]	30,176	17	19			118	195	313	18-37-2	4	193	196	389	14-22-0	1
O1	L 33-48	at Old Dominion [tv]	19,818	20	20	rv	rv	79	344	423	32-50-2	4	180	338	518	22-35-2	2
O8	W 42-26	Central Connecticut State	11,736	rv	rv			170	169	339	10-18-0	0	207	152	359	14-31-2	2
O15	W 21-10	at Delaware [tv]	21,902	rv	rv	9	8	100	245	345	20-39-0	0	88	244	332	24-46-2	3
O22	L 21-27	vs New Hampshire [tv]	24,022	22	rv	13	12	150	249	399	25-42-1	2	198	137	335	11-16-0	0
O29	W 28-7	at Richmond	8,700	rv	rv	rv	rv	146	192	338	14-28-0	0	1	298	299	28-52-4	6
N5	L 17-35	Villanova [tv]	10,012	rv	rv			70	300	370	27-45-3	6	167	183	350	20-31-0	1
N12	L 21-32	at Maine [tv]	4,460	rv	rv	13	13	119	237	356	19-31-1	4	188	184	372	14-25-1	1
N19	L 17-34	James Madison	7,103	rv		19	20	68	236	304	20-36-2	2	386	41	427	4-7-0	1

2011 Team-By-Team Results

New Hampshire (8-4, 6-2 CAA)

Date	Time	Opponent	Att.	UNH		OPP		Offense			Defense			TO			
				SN/F Coach	Coach	SN/F Coach	Coach	Run	Pass	Total	Passes	Run	Pass		Total	Passes	
S1	L 22-58	at Toledo [tv]	20,106	10	10			152	180	332	24-33-2	5	287	304	591	27-36-0	0
S10	W 48-41 (ot)	at Lehigh [tv]	7,519	13	16	14	14	117	330	447	23-34-1	2	105	401	506	36-54-3	3
S24	W 45-43	*at Richmond [tv]	8,700	11	11	5	7	129	239	368	22-33-2	2	124	351	475	35-50-2	3
O1	W 39-32	Holy Cross	8,307	7	9	rv	rv	204	352	556	22-32-0	2	119	412	513	40-57-1	1
O8	W 47-17	*Villanova	5,760	6	7			156	401	557	24-33-0	2	150	127	277	17-26-2	3
O15	L 10-24	*at William and Mary [tv]	9,642	6	6	16	15	95	422	517	34-50-2	4	262	167	429	7-11-1	2
O22	W 27-21	*vs Massachusetts [tv]	24,022	13	12	22	rv	198	137	335	11-16-0	0	150	249	399	25-42-1	2
O29	W 31-24	*Rhode Island [tv]	10,554	10	11			214	257	471	14-21-1	2	159	240	399	20-31-1	2
N5	W 28-10	*James Madison	4,466	9	11	13	13	144	186	330	21-31-1	2	136	159	295	18-31-2	3
N12	L 42-56	*at Towson	8,366	7	10	12	12	222	389	611	36-46-3	4	334	183	517	14-18-1	1
N19	W 30-27	*Maine [tv]	8,536	12	13	11	11	158	203	361	16-30-3	4	136	200	336	24-41-3	4
D3	L 25-26	#at Montana State [tv]	11,367	11	12	7	7	48	200	248	18-30-1	1	232	167	399	14-21-3	4

Old Dominion (10-3, 6-2 CAA)

Date	Time	Opponent	Att.	ODU		OPP		Offense			Defense			TO			
				SN/F Coach	Coach	SN/F Coach	Coach	Run	Pass	Total	Passes	Run	Pass		Total	Passes	
S3	W 41-14	Campbell	19,818	rv				141	365	506	32-43-2	3	50	181	231	21-41-1	2
S10	W 40-17	at Georgia State [tv]	11,701	rv		rv		277	126	403	13-21-0	2	85	206	291	15-44-3	3
S17	W 45-42	Hampton [tv]	19,818	rv	rv	rv	rv	219	172	391	20-29-1	2	137	260	397	25-35-0	2
S24	L 17-27	*at Delaware [tv]	16,789	rv	rv	7	6	126	207	333	23-46-1	2	80	304	384	26-39-0	2
O1	W 48-33	*Massachusetts [tv]	19,818	rv	rv	20	20	180	338	518	22-35-2	2	79	344	423	32-50-2	4
O8	W 31-23	*at Rhode Island	4,026	21	rv	rv		92	205	297	26-32-0	0	147	166	313	19-26-2	2
O15	L 35-39	*Towson	19,818	18	22	17	23	122	360	482	22-37-1	2	221	314	535	24-37-1	1
O22	W 37-14	*at Villanova	7,471	21	22			177	204	381	23-32-0	0	101	143	244	18-37-1	4
O29	W 23-20	*James Madison [tv]	19,818	15	16	9	10	126	236	362	22-36-0	0	103	239	342	17-28-0	0
N5	W 42-28	*Richmond	19,818	12	12	rv		214	373	587	34-47-0	1	87	256	343	24-45-1	1
N12	W 35-31	*at William and Mary [tv]	12,259	11	11	rv	rv	200	300	500	31-40-0	0	258	245	503	20-28-2	3
N26	W 35-18	!Norfolk State [tv]	19,818	10	10	19	22	103	282	385	22-31-0	0	43	363	406	28-44-2	2
D3	L 48-55	#at Georgia Southern [tv]	13,226	10	10	3	2	211	349	560	26-45-0	1	477	130	607	7-11-0	2

Rhode Island (3-8, 2-6 CAA)

Date	Time	Opponent	Att.	URI		OPP		Offense			Defense			TO			
				SN/F Coach	Coach	SN/F Coach	Coach	Run	Pass	Total	Passes	Run	Pass		Total	Passes	
S10	L 14-21	at Syracuse [tv]	36,421	rv				112	154	266	14-30-2	2	36	318	654	29-37-1	1
S17	L 27-36	*at Massachusetts [tv]	11,167	rv		21	25	56	279	335	14-29-2	2	201	259	460	21-32-2	3
S24	W 21-17	Fordham	3,428	rv				350	101	451	9-17-0	1	28	166	194	19-35-1	1
O1	L 21-35	at Brown [tv]	8,534	rv				245	179	424	15-29-3	5	221	203	424	17-29-0	0
O8	L 23-31	*Old Dominion	4,026	rv		21	rv	147	166	313	19-26-2	2	92	205	297	26-32-0	0
O15	L 21-27	*at Maine [tv]	7,256			12	16	141	160	301	13-24-2	3	118	233	351	18-26-0	1
O22	W 38-34	*Delaware	6,222			16	13	206	278	484	18-33-2	4	79	241	320	23-39-2	3
O29	L 24-31	*at New Hampshire [tv]	10,554			10	11	159	240	399	20-31-1	2	214	257	471	14-21-1	2
N5	W 24-21	*William and Mary	7,014			19	21	106	183	289	16-25-1	2	236	143	379	15-26-1	3
N12	L 13-31	*at James Madison	25,096			20	19	86	165	251	18-32-3	4	241	91	332	6-13-0	1
N19	L 17-28	*Towson	2,883			8	10	60	170	230	17-32-1	1	154	212	366	20-26-0	1

Richmond (3-8, 0-8 CAA)

Date	Time	Opponent	Att.	UR		OPP		Offense			Defense			TO			
				SN/F Coach	Coach	SN/F Coach	Coach	Run	Pass	Total	Passes	Run	Pass		Total	Passes	
S3	W 23-21	at Duke [tv]	32,741	16	19			95	193	288	14-31-1	1	178	201	379	23-34-0	2
S10	W 21-6	Wagner	8,700	9	11			176	236	412	16-25-2	5	68	121	189	13-26-1	1
S17	W 34-19	VMI	8,700	6	9			112	228	340	13-19-0	1	94	231	325	15-35-0	3
S24	L 43-45	*New Hampshire [tv]	8,700	5	7	11	11	124	351	475	35-50-2	3	129	239	368	22-33-2	2
O1	L 7-31	*at James Madison [tv]	25,742	10	10	9	8	-12	130	118	16-32-1	2	297	34	331	5-12-0	1
O8	L 28-31	*at Towson	7,587	14	16	25	rv	106	353	459	31-35-0	1	239	185	434	15-20-0	0
O22	L 22-23	*Maine	8,700	18	21	9	14	42	301	343	32-45-0	2	71	289	360	32-52-2	3
O29	L 7-28	*Massachusetts	8,700	rv	rv	rv	rv	1	298	299	28-52-4	6	146	192	338	14-28-0	0
N5	L 28-42	*at Old Dominion	19,818	rv		12	12	87	256	343	24-45-1	1	214	373	587	34-47-0	1
N12	L 10-24	*at Delaware [tv]	20,008	rv		15	17	34	274	308	24-44-3	4	249	129	378	9-14-0	1
N19	L 23-25	*William and Mary [tv]	8,700			rv	rv	80	202	282	23-32-0	0	235	146	381	16-23-1	1

2011 Team-By-Team Results

Towson (9-3, 7-1 CAA)

Date	Time	Opponent	Att.	TOW		OPP		Offense				Defense			
				SN/F Coach	SN/F Coach	Run	Pass	Total	Passes	TO	Run	Pass	Total	Passes	TO
S3	W 42-3	Morgan State [tv]	9,756			264	270	534	18-22-1	1	48	112	160	10-20-1	2
S10	W 31-10	*Villanova	7,696		20 19	223	193	416	19-26-1	1	181	179	360	20-32-0	3
S24	W 42-17	Colgate	9,919	rv		251	179	430	12-17-0	1	232	113	345	14-27-2	3
O1	L 3-28	at Maryland [tv]	35,573	23 rv		161	217	378	17-29-2	4	198	137	335	16-24-0	1
O8	W 31-28	*Richmond	7,587	25 rv	14 16	239	185	424	15-20-0	0	106	353	459	31-35-0	1
O15	W 39-35	*at Old Dominion	19,818	17 23	18 22	221	314	535	24-37-1	1	122	360	482	22-37-1	2
O22	W 38-17	*at William and Mary	12,259	15 17	14 15	224	203	427	15-21-1	1	146	227	373	19-27-2	2
O29	L 30-35	*Delaware [tv]	8,122	13 14	21 20	229	159	388	15-31-2	3	201	56	257	5-12-1	2
N5	W 40-30	*at Maine [tv]	5,258	14 17	7 10	334	84	418	6-13-1	2	85	256	341	26-41-2	3
N12	W 56-42	*New Hampshire	8,366	12 12	7 10	334	183	517	14-18-1	1	222	389	611	36-46-3	4
N19	W 28-17	*at Rhode Island	2,883	8 10		154	212	366	20-26-0	1	60	170	230	17-32-1	1
D3	L 38-40	#Lehigh	11,196	8 9	6 6	125	214	339	12-21-0	1	108	374	482	37-49-0	1

Villanova (2-9, 1-7 CAA)

Date	Time	Opponent	Att.	VILL		OPP		Offense				Defense			
				SN/F Coach	SN/F Coach	Run	Pass	Total	Passes	TO	Run	Pass	Total	Passes	TO
S1	L 7-42	at Temple [tv]	32,638	14 13		122	153	275	12-26-3	4	240	235	475	14-20-0	0
S10	L 10-31	*at Towson	7,696	20 19		181	179	360	20-32-0	3	223	193	416	19-26-1	1
S17	L 9-20	Monmouth	11,817	rv rv		106	195	301	13-32-2	3	140	220	360	17-30-0	1
S24	W 30-21	Penn (Franklin Field)	10,071	rv rv	rv rv	124	139	263	12-20-1	1	127	250	377	15-26-2	3
O1	L 16-20	*William and Mary [tv]	6,027	rv	11 10	68	132	200	15-24-1	1	173	171	344	13-24-1	1
O8	L 17-47	*at New Hampshire	5,760		6 7	150	127	277	17-26-2	3	156	401	557	24-33-0	2
O15	L 10-34	*at James Madison	25,047		13 13	107	127	234	11-24-2	2	253	203	456	9-13-1	1
O22	L 14-37	*Old Dominion	7,471		21 22	101	143	244	18-37-1	4	177	204	381	23-32-0	0
O29	L 25-41	*Maine	3,201		8 12	197	208	405	11-22-1	1	159	251	410	17-22-0	2
N5	W 35-17	*at Massachusetts [tv]	10,012		rv rv	167	183	350	20-31-0	1	70	300	370	27-45-3	6
N19	L 16-26	*Delaware [tv] (PPL Park)	14,107		15 17	199	139	338	14-24-2	3	181	153	334	14-22-0	1

William and Mary (5-6, 3-5 CAA)

Date	Time	Opponent	Att.	WM		OPP		Offense				Defense			
				SN/F Coach	SN/F Coach	Run	Pass	Total	Passes	TO	Run	Pass	Total	Passes	TO
S3	L 3-40	at Virginia [tv]	51,956	3 4		48	121	169	11-34-1	2	240	256	496	26-36-0	0
S10	W 24-7	at VMI	5,786	5 5		216	161	377	13-25-1	1	85	140	225	18-35-2	2
S17	W 13-10	New Haven	8,649	4 5		147	119	266	8-17-1	1	33	213	246	19-38-3	3
S24	L 14-20	*James Madison [tv]	12,259	6 5	12 10	37	215	252	14-26-0	1	271	69	340	3-4-0	0
O1	W 20-16	*at Villanova [tv]	6,027	11 10	rv	173	171	344	13-24-1	1	68	132	200	15-24-1	1
O8	L 0-21	*at Delaware	17,808	9 9	13 11	71	139	210	16-35-2	2	214	127	338	16-25-1	2
O15	W 24-10	*New Hampshire [tv]	9,642	16 15	6 6	262	167	429	7-11-1	2	95	422	517	34-50-2	4
O22	L 27-38	*Towson	12,259	14 15	15 17	146	227	373	19-27-2	2	224	203	427	15-21-1	1
N5	L 21-24	*at Rhode Island	7,014	19 21		236	143	379	15-26-1	3	106	183	289	16-25-1	2
N12	L 31-35	*Old Dominion [tv]	12,259	rv rv	11 11	258	245	503	20-28-2	3	200	300	500	31-40-0	0
N19	W 25-23	*at Richmond [tv]	8,700	rv rv		235	146	381	16-23-1	1	80	202	282	23-32-0	0

2011 In The Polls

Sports Network/Fathead.com Top 25 (Final)

No.	Team	Record	Points
1.	North Dakota State (125)	14-1	3125
2.	Sam Houston State	14-1	2998
3.	Montana	11-3	2801
4.	Georgia Southern	11-3	2795
5.	Lehigh	11-2	2466
6.	Northern Iowa	10-3	2455
7.	Montana State	10-3	2387
8.	Maine	9-4	2105
9.	Towson	9-3	2058
10.	Old Dominion	10-3	2009
11.	New Hampshire	8-4	1869
12.	Appalachian State	8-4	1825
13.	Wofford	8-4	1651
14.	Central Arkansas	9-4	1411
15.	James Madison	8-5	1307
16.	Harvard	9-1	996
17.	Delaware	7-4	961
18.	Stony Brook	9-4	957
19.	Norfolk State	9-3	829
20.	Illinois State	7-4	694
21.	Tennessee Tech	7-4	669
22.	Jackson State	9-2	523
23.	North Dakota	8-3	371
24.	Eastern Kentucky	7-5	298
25.	Liberty	7-4	215

Others receiving votes: Albany 214, Jacksonville State 151, San Diego 74, Furman 59, Grambling State 48, Bethune-Cookman 44, Alabama State 42, Drake 37, Duquesne 26, Southern Utah 21, Portland State 21, Cal Poly 20, Eastern Washington 19, **William and Mary 13**, Murray State 12, Tennessee State 8, South Dakota 8, Youngstown State 7, Georgetown 6, Alabama A&M 5, Brown 5, Chattanooga 4, South Carolina State 3, Stephen F. Austin 2, Indiana State 1.

FCS Coaches Top 25 (Final)

No.	Team	Record	Points
1.	North Dakota State (25)	14-1	625
2.	Sam Houston State	14-1	600
3.	Georgia Southern	11-3	563
4.	Montana	11-3	555
5.	Northern Iowa	10-3	482
6.	Lehigh	11-2	473
7.	Montana State	10-3	470
8.	Maine	9-4	445
9.	Towson	9-2	380
10.	Old Dominion	10-3	367
11.	Appalachian State	8-4	357
12.	New Hampshire	8-4	336
13.	Wofford	6-2	326
14.	James Madison	8-5	278
15.	Central Arkansas	9-4	273
16.	Stony Brook	9-4	200
17.	Harvard	9-1	199
18.	Norfolk State	9-3	158
19.	Tennessee Tech	7-4	152
20.	Delaware	7-4	143
21.	Eastern Kentucky	7-5	136
22.	Illinois State	7-4	122
23.	Albany	8-4	89
24.	Jackson State	9-2	85
25.	Liberty	7-4	57

Others receiving votes: North Dakota (32); Jacksonville State (20); Indiana State (19); **Massachusetts (14)**; Portland State (14); San Diego (23); South Carolina State (15); Drake (14); South Dakota (12); Furman (10); **William and Mary (10)**; Bethune-Cookman (7); Grambling State (7); Murray State (7); Eastern Washington (6); Alabama State (4); Florida A&M (4); Southern Utah (3); Brown (2); Youngstown State (2).

CONFERENCE RANKINGS (Final)

	SN/F	Coaches
Big Sky	2	2
Montana, Montana State		
Big South	2	2
Liberty, Stony Brook		
CAA Football	6	6
Delaware, James Madison, Maine, New Hampshire, Old Dominion, Towson		
Great West	1	--
North Dakota		
Ivy	1	1
Harvard		
Mid-Eastern Athletic	1	1
Norfolk State		
Missouri Valley	3	3
Illinois State, Northern Iowa, North Dakota State		
Northeast	--	1
Albany		
Ohio Valley	2	2
Eastern Kentucky, Tennessee Tech		
Patriot	1	1
Lehigh		
Pioneer	--	--
Southern	3	3
Appalachian State, Georgia Southern, Wofford		
Southland	2	2
Central Arkansas, Sam Houston State		
Southwest Athletic	1	1
Jackson State		

2011 Week-By-Week/Team-By-Team Top-25 Breakdown

(Sports Network-Fathead.com/FCS Coaches)

	UD	JMU	UM	UMass	UNH	ODU	URI	UR	TU	VU	WM
Pre	5/5	15/16	rv/-	25/rv	10/10	rv/-	rv/-	16/19	-/-	14/13	3/4
Sept. 5 & 6	8/7	19/17	rv/-	21/rv	13/16	rv/-	rv/-	9/11	-/-	20/19	5/5
Sept. 12	7/7	13/14	rv/-	21/25	11/12	rv/-	rv/-	6/9	rv/rv	rv/rv	4/5
Sept. 19	7/6	12/10	rv/-	17/19	11/11	rv/rv	rv/-	5/7	rv/-	rv/rv	6/5
Sept. 26	6/5	9/8	rv/-	20/20	7/9	rv/rv	rv/-	10/10	23/rv	rv/-	11/10
Oct. 3	13/11	7/6	19/rv	rv/rv	6/7	21/rv	rv/-	14/16	25/rv	-/-	9/9
Oct. 10	9/8	13/13	12/16	rv/rv	6/6	18/22	-/-	20/25	17/23	-/-	16/15
Oct. 17	16/13	11/11	9/14	22/rv	13/12	21/22	-/-	18/21	15/17	-/-	14/15
Oct. 24	21/20	9/10	8/12	rv/rv	10/11	15/16	-/-	rv/rv	13/14	-/-	18/21
Oct. 31	16/19	13/13	7/10	rv/rv	9/11	12/12	-/-	rv/-	14/17	-/-	19/21
Nov. 7	15/17	20/19	13/13	rv/rv	7/10	11/11	-/-	rv/-	12/12	-/-	rv/rv
Nov. 14	15/17	19/20	11/11	rv/-	12/13	10/9	-/-	-/-	8/10	-/-	rv/rv
Nov. 20 & 21	14/16	17/19	13/13	-/-	11/12	10/10	-/-	-/-	8/9	-/-	rv/rv
Final	17/20	15/14	8/8	-/rv	11/12	10/10	-/-	-/-	9/9	-/-	rv/rv

2011 Versus The Nation

2011 CAA FOOTBALL NON-CONFERENCE RECORDS OVERALL: 25-16 (.610) | FCS-ONLY: 22-7 (.759)

Conference	----- 2011 -----			2010	Pct.
	Games	W-L	Pct.		
ACC (FBS)	5	1-4	.200	1-2	.333
<i>North Carolina 42, James Madison 10; Virginia 40, William and Mary 3; Richmond 23, Duke 21; Boston College 45, Massachusetts 17; Maryland 28, Towson 3</i>					
Big East (FBS)	2	0-2	.000	0-2	.000
<i>Pittsburgh 35, Maine 29; Syracuse 21, Rhode Island 14</i>					
Big Sky (FCS)	1	0-1	.000	0-2	.000
<i>Montana State 26, New Hampshire 25</i>					
Big South (FCS)	3	3-0	1.000	5-0	1.000
<i>William and Mary 24, VMI 7; Richmond 34, VMI 19; James Madison 27, Liberty 24</i>					
Big Ten (FBS)				0-2	.000
FBS Independents	1	0-1	.000	--	--
<i>Navy 40, Delaware 17</i>					
FCS Independents	1	1-0	1.000	1-0	1.000
<i>Old Dominion 40, Georgia State 17</i>					
Ivy League (FCS)	2	1-1	.500	2-1	.667
<i>Villanova 30, Penn 21; Brown 35, Rhode Island 21</i>					
Mid-American (FBS)	2	0-2	.000	0-2	.000
<i>Temple 42, Villanova 7; Toledo 58, New Hampshire 22</i>					
Mid-Eastern (FCS)	4	4-0	1.000	1-0	1.000
<i>Towson 42, Morgan State 3; Delaware 45, Delaware State 0; Old Dominion 45, Hampton 42; Old Dominion 35, Norfolk State 18</i>					
Missouri Valley (FCS)	1	0-1	.000	1-0	1.000
<i>North Dakota State 26, James Madison 14</i>					
Northeast (FCS)	6	5-1	.833	3-1	.750
<i>Maine 28, Bryant 13; James Madison 14, Central Connecticut State 9; Richmond 21, Wagner 6; Monmouth 20, Villanova 9; Maine 31, Albany 15; Massachusetts 42, Central Connecticut State 26</i>					
Ohio Valley (FCS)	1	1-0	1.000	--	--
<i>James Madison 20, Eastern Kentucky 17</i>					
Patriot (FCS)	6	5-1	.833	4-1	.800
<i>Massachusetts 24, Holy Cross 16; New Hampshire 48, Lehigh 41 (ot); Rhode Island 21, Fordham 17; Towson 42, Colgate 17; New Hampshire 39, Holy Cross 32; Lehigh 40, Towson 38</i>					
Pioneer (FCS)	1	1-0	1.000	1-0	1.000
<i>Old Dominion 41, Campbell 14</i>					
Southern (FCS)	3	1-2	.333	3-1	.750
<i>Georgia Southern 35, Maine 23; Georgia Southern 55, Old Dominions 48; Maine 34, Appalachian State 12</i>					
Southland (FCS)				1-0	1.000
Division II	2	2-0	1.000	1-0	1.000
<i>Delaware 28, West Chester 17; William and Mary 13, New Haven 10</i>					
CAA Football vs. FCS	29	22-7	.759	22-6	.786

CAA FOOTBALL NON-CONFERENCE RECORDS (Since 2002)

Year	----- Overall -----			----- Playoffs -----	
	Games	W-L	Pct.	W-L	Pct.
2002	36	24-12	.667	3-3	.500
2003	36	24-12	.667	4-1	.800
2004	47	32-15	.681	8-3 (2 CAAFB matchups)	.727
2005	40	25-15	.625	2-2	.500
2006	39	24-15	.615	4-3 (1 CAAFB matchup)	.571
2007	47	30-17	.638	6-5	.545
2008	54	34-20	.630	8-4 (1 CAAFB matchup)	.667
2009	43	29-14	.674	8-3 (2 CAAFB matchups)	.727
2010	38	24-14	.632	6-4 (1 CAAFB matchup)	.600
2011	41	25-16	.610	3-5	.375
TOTALS	421	271-150	.644	52-33 (7 CAAFB matchups)	.612

CAA FOOTBALL ALL-TIME VICTORIES OVER BCS/FBS OPPONENTS

(Since NCAA I-A "BCS/FBS" & I-AA "FCS" Division in 1978)

YEAR	CAA Football School	BCS/FBS Opponent	Score	Date
1978	Massachusetts	Boston College	27-0	Nov. 5
1984	Massachusetts	Ball State	26-10	Sept. 1
1986	Delaware	Navy	27-14	Nov. 15
1989	Delaware	Navy	10-9	Nov. 18
1991	Delaware	Navy	29-25	Oct. 26
1992	Delaware	Navy	37-21	Oct. 24
1994	Boston Univ.	Army	21-12	Nov. 12
1998	William and Mary	Temple (BCS)	45-38	Oct. 3
1999	Connecticut	Buffalo	23-0	Sept. 18
2000	Northeastern	Connecticut	35-27	Sept. 23
2000	Richmond	Arkansas State	30-27	Sept. 30
2000	Rhode Island	Connecticut	26-21	Nov. 11
2002	Villanova	Rutgers (BCS)	37-19	Aug. 31
2002	Northeastern	Ohio	31-0	Sept. 7
2003	Villanova	Temple (BCS)	23-20	Sept. 6
2003	Delaware	Navy	21-17	Oct. 25
2004	New Hampshire	Rutgers (BCS)	35-24	Sept. 11
2004	Maine	Mississippi State (BCS)	9-7	Sept. 18
2006	Richmond	Duke (BCS)	13-0	Sept. 2
2006	New Hampshire	Northwestern (BCS)	34-17	Sept. 9
2007	New Hampshire	Marshall	48-35	Sept. 15
2007	Delaware	Navy	59-52	Oct. 27
2008	New Hampshire	Army	28-10	Sept. 6
2009	Villanova	Temple	27-24	Sept. 3
2009	William and Mary	Virginia (BCS)	26-14	Sept. 5
2009	Richmond	Duke (BCS)	24-16	Sept. 5
2009	New Hampshire	Ball State	23-16	Sept. 12
2010	James Madison	Virginia Tech (BCS)	21-16	Sept. 11
2011	Richmond	Duke (BCS)	23-21	Sept. 3
CAA Football vs. BCS/FBS (Since NCAA Division - 1978)			29-129 (.184)	

2011 CAA FOOTBALL RED ZONE TOUCHDOWN RANKINGS

OFFENSE				DEFENSE			
Team	TDs-Chances	Rush-Pass	Success Pct.	Team	TDs-Chances	Rush-Pass	Success Pct.
Towson	38-51	30-8	.745	William and Mary	22-40	15-7	.550
Old Dominion	42-57	22-20	.737	Villanova	25-45	19-6	.556
Rhode Island	21-31	11-10	.677	James Madison	24-41	17-7	.585
Maine	31-49	18-13	.633	Delaware	17-29	11-6	.586
Massachusetts	28-46	18-10	.609	Richmond	27-46	21-6	.587
Richmond	24-41	11-13	.585	Towson	33-54	20-13	.611
New Hampshire	33-58	21-12	.569	New Hampshire	31-49	16-15	.633
Delaware	21-38	16-5	.553	Old Dominion	36-56	19-17	.643
James Madison	20-41	17-3	.488	Massachusetts	24-37	14-10	.649
William and Mary	17-35	8-9	.486	Rhode Island	28-42	16-12	.667
Villanova	14-36	6-8	.389	Maine	36-53	25-11	.679

2011 CAA FOOTBALL/NCAA STATISTICAL RANKINGS

(NCAA Rankings are based on a total of 117 FCS programs)

OFFENSE					DEFENSE				
Team	Rushing	Passing	Total	Scoring	Team	Rushing	Passing	Total	Scoring
Delaware	5/47	8/77	7/69	5/56	Delaware	6/53	4/40	2/37	2/19
James Madison	2/12	11/114	6/67	8/84	James Madison	1/13	2/32	1/11	1/16
Maine	9/76	4/28	4/50	4/36	Maine	8/72	1/31	4/51	4/42
Massachusetts	10/81	5/40	5/58	6/62	Massachusetts	7/66	6/63	6/64	8/74
New Hampshire	6/57	1/16	3/18	3/19	New Hampshire	11/94	11/105	11/105	11/95
Old Dominion	3/38	2/18	1/10	1/5	Old Dominion	3/43	10/104	9/81	7/72
Rhode Island	7/59	7/66	8/76	9/85	Rhode Island	5/51	7/70	5/60	9/79
Richmond	11/113	3/24	10/82	7/83	Richmond	10/88	3/36	7/69	6/62
Towson	1/11	6/61	2/16	2/12	Towson	2/40	8/94	8/70	5/56
Villanova	8/73	10/101	11/106	11/111	Villanova	9/86	9/99	10/96	10/90
William and Mary	4/45	9/93	9/78	10/106	William and Mary	4/49	5/55	3/41	3/31

2011 CAA FOOTBALL ATTENDANCE

School	Stadium	Seat Capacity	Games	Total Att.	Average Att.	Pct. of Seat Capacity
Delaware	Delaware Stadium	22,000	6	114,111	19,018.5	86.45
James Madison	Bridgeforth Stadium	25,000	5	125,010	25,002.0	100.01
Maine	Alfond Stadium	10,000	5	29,015	5,803.0	58.03
Massachusetts	McGuirk Stadium	17,000	4	40,018	10,004.5	58.85
New Hampshire	Cowell Stadium	6,500	5	37,623	7,524.6	115.76
Old Dominion	Foreman Field	19,818	7	138,726	19,818.0	100.00
Rhode Island	Meade Stadium	6,555	5	23,573	4,714.6	71.92
Richmond	Robins Stadium	8,700	6	52,200	8,700.0	100.00
Towson	Unitas Stadium	11,198	7	62,642	8,948.9	79.91
Villanova	Villanova Stadium	12,000	6	52,694	8,782.3	(4 games at Villanova Stadium) 59.41
William and Mary	Zable Stadium	12,259	5	55,068	11,013.6	89.84

CAA FOOTBALL STATISTICAL TRENDS

Statistical trends in CAA Football since the league expanded in 2004 (Average/game)

Category	2004	2005	2006	2007	2008	2009	2010	2011
Scoring Offense	28.1	28.6	24.0	27.8	26.9	24.4	22.6	26.4
Total Offense	377.9	395.6	344.1	377.0	354.9	339.6	341.0	368.1
Rushing Offense	156.6	172.7	147.5	169.7	159.3	145.5	153.7	158.7
Passing Offense	221.3	222.9	196.6	207.4	195.6	194.1	187.3	209.3
Percentage Run	41%	44%	43%	45%	45%	43%	45%	43%
Percentage Pass	59%	56%	57%	55%	55%	57%	55%	57%
Scoring Defense	25.3	23.9	21.6	25.8	24.9	22.6	20.4	25.8
Total Defense	356.7	355.9	327.0	362.9	345.7	324.0	329.9	366.1
Rushing Defense	142.9	149.3	139.1	159.4	155.8	126.3	136.4	152.3
Passing Defense	213.9	206.6	187.9	203.5	189.8	197.7	193.6	213.8
Percentage Run	40%	42%	43%	44%	45%	39%	41%	42%
Percentage Pass	60%	58%	57%	56%	55%	61%	59%	58%

—The national FCS average for scoring offense is 26.1 -- The Ohio Valley leads the nation at 28.6 points/game (CAA Football is tied for 6th out of 13 conferences).

—The national FCS average for total offense is 362.4 -- The Big Sky leads the nation at 395.0 yards/game (CAA Football is 5th out of 13 conferences).

2011 CAA FOOTBALL AVERAGE GAME TIMES

Team	# of Games	Avg. Game Time	Avg. # Off. Plays	Avg. # Def. Plays
Delaware	11	2:57	72.3	63.6
James Madison	13	2:52	64.8	61.2
Maine	13	3:03	67.1	71.6
Massachusetts	11	3:00	71.5	71.1
New Hampshire	12	3:00	68.8	74.8
Old Dominion	13	3:02	74.2	75.2
Rhode Island	11	2:57	66.6	65.5
Richmond	11	2:58	67.0	67.7
Towson	12	2:55	66.8	66.8
Villanova	11	2:47	63.6	68.5
William and Mary	11	2:45	64.5	66.5
2011 TOTALS	85	2:56	67.9	68.4
2010 TOTALS	79	2:56	67.1	66.2
2009 TOTALS	93	2:52	66.5	65.3
2008 TOTALS	103	2:54	65.4	65.5
2007 TOTALS	94	3:04	140.5	140.5
2006 TOTALS	88	2:47	63.0	63.0
2011 FCS Averages	1349	2:58	68.3	68.4

CAA FOOTBALL RECORD LAST FIVE SEASONS -- 2007-2011

(All Games)

Team	Wins	Losses	Pct.	Titles
*Old Dominion	10	3	.769	0
Richmond	44	20	.688	2
New Hampshire	43	20	.683	0
James Madison	40	21	.656	1
Villanova	42	22	.656	1
Delaware	40	24	.625	1
William and Mary	35	24	.593	1
Massachusetts	33	25	.569	1
Maine	30	29	.508	0
Towson	18	39	.316	1
Rhode Island	15	41	.268	0

* - Began league membership in 2011

CAA FOOTBALL RECORD LAST 10 SEASONS -- 2002-2011

(All Games)

Team	Wins	Losses	Pct.	Titles
**Old Dominion	10	3	.769	0
James Madison	80	43	.650	2
New Hampshire	81	44	.648	1
Massachusetts	77	43	.642	3
Delaware	81	46	.637	3
Villanova	76	47	.618	1
Richmond	67	54	.554	3
William and Mary	63	51	.553	2
Maine	63	54	.538	1
*Towson	34	56	.378	1
Rhode Island	34	78	.304	0

* - Began league membership in 2004
 ** - Began league membership in 2011

2011 CAA FOOTBALL COACHING RECORDS

Coach, Team	COLLEGIATE OVERALL RECORD		ALL GAMES AT CAA SCHOOLS		CAA FOOTBALL GAMES ONLY	
	W-L-T	Pct.	W-L-T	Pct.	W-L-T	Pct.
K.C. Keeler, Delaware	169-67-2	.714	81-46	.638	47-35	.573
Mickey Matthews, James Madison	96-61	.611	96-61	.611	63-44	.589
Jack Cosgrove, Maine	106-112	.486	106-112	.486	72-83	.465
Kevin Morris, Massachusetts	40-49	.449	16-17	.485	10-14	.417
Sean McDonnell, New Hampshire	96-62	.608	96-62	.608	59-48	.551
Bobby Wilder, Old Dominion	27-8	.771	10-3	.769	6-2	.750
Joe Trainer, Rhode Island	22-44	.333	9-24	.273	6-18	.250
Wayne Lineburg, Richmond	3-8	.273	3-8	.273	0-8	.000
Rob Ambrose, Towson	15-29	.341	12-22	.353	8-16	.333
Andy Talley, Villanova	218-134-2	.619	190-116-1	.621	113-82	.579
Jimmy Laycock, William and Mary	213-151-2	.585	213-151-2	.585	91-63	.591

CAA FOOTBALL ALL-TIME LEAGUE STANDINGS

(League games only)

Team	Wins	Losses	Ties	Pct.	Overall Titles	Shared Titles	Outright Titles	Last Title
Old Dominion	6	2	0	.750	0	0	0	-----
Delaware	136	73	0	.651	9	7	2	2010
Massachusetts	236	139	4	.628	21	11	10	2007
William and Mary	91	63	0	.591	4	3	1	2010
Villanova	113	82	0	.579	5	4	1	2009
<i>Connecticut</i>	<i>158</i>	<i>115</i>	<i>10</i>	<i>.576</i>	<i>15</i>	<i>10</i>	<i>5</i>	<i>1989</i>
James Madison	89	66	0	.574	3	2	1	2008
New Hampshire	202	178	10	.531	12	4	8	2005
Maine	175	209	7	.457	11	8	3	2002
Richmond	94	115	0	.450	6	5	1	2009
<i>Boston University</i>	<i>71</i>	<i>89</i>	<i>0</i>	<i>.444</i>	<i>6</i>	<i>4</i>	<i>2</i>	<i>1993</i>
<i>Hofstra</i>	<i>31</i>	<i>44</i>	<i>0</i>	<i>.413</i>	<i>1</i>	<i>1</i>	<i>0</i>	<i>2001</i>
<i>Northeastern</i>	<i>52</i>	<i>87</i>	<i>0</i>	<i>.374</i>	<i>1</i>	<i>1</i>	<i>0</i>	<i>2002</i>
Rhode Island	131	257	7	.341	7	5	2	1985
<i>Vermont</i>	<i>27</i>	<i>63</i>	<i>2</i>	<i>.304</i>	<i>0</i>	<i>0</i>	<i>0</i>	<i>-----</i>
Towson	18	46	0	.281	1	0	1	2011

former league members in italics

Last Back-to-Back Champion: Massachusetts (2006-07) -- Shared with Richmond in 2007

Longest Title Streak: 5, Connecticut (1956-60)

Most Years Between Titles: 26, Rhode Island (1985-2011)

2011 Weekly Honors

	OFFENSIVE	DEFENSIVE	SPECIAL TEAMS	ROOKIE
Sept. 5	Grant Enders - Soph., QB, Towson	Cooper Taylor - Jr., S, Richmond	Trevor Coston - Sr., PR, Maine	Antonio Vaughan - Fr., WR, Old Dominion
Sept. 12	Colby Goodwyn - Soph, RB, Old Dominion	Matt Evans - Jr., LB, New Hampshire	Joey Orlando - Jr., PR/WR, New Hampshire	Terrance West - Fr., RB, Towson
Sept. 19	Dae'Quan Scott - Soph., RB, James Madison	Jake Giusti - Soph., S, Delaware	Cameron Starke - Soph., PK, James Madison	Kirk Nelms - Fr., CB, Massachusetts
Sept. 26	Tim Donnelly - Jr., QB, Delaware	Stephon Robertson - Soph., LB, James Madison	Dontra Peters - Jr., KR/RB, New Hampshire	R.J. Harris - Fr., WR, New Hampshire
Oct. 3	Pushaun Brown - Sr., RB, Maine	Pat Williams - Sr., LB, James Madison	Jakwail Bailey - Fr., WR, Old Dominion	Taylor Heinicke - Fr., QB, Old Dominion
Oct. 10	Aaron Corp - Sr., QB, Richmond	Paul Worrirow - Jr., LB, Delaware	Jesse Julmiste - Sr., KR, Massachusetts	Terrance West - Fr., RB, Towson
Oct. 17	Jonathan Grimes - Sr., RB, William and Mary	Marcus Hyde - Sr., DE, William and Mary	Jordan Waxman - Sr., P, Maine	Terrance West - Fr., RB, Towson
Oct. 24	Grant Enders - Soph., QB, Towson	Matt Evans - Jr., LB, New Hampshire	Dontra Peters - Jr., KR/RB, New Hampshire	Terrance West - Fr., RB, Towson
Oct. 31	Andrew Pierce - Soph., RB, Delaware	Perry McIntyre - Jr. LB, Massachusetts	Travis Hawkins - So., KR, Delaware	Taylor Heinicke - Fr., QB, Old Dominion
Nov. 7	Terrance West - Fr., RB, Towson	James Pitts - Sr., DB, Villanova	Louis Feinstein - Sr., PK, Rhode Island	Taylor Heinicke - Fr., QB, Old Dominion
Nov. 14	Terrance West - Fr., RB, Towson	Eriq Lewis - Fr., CB, Old Dominion	Derrick Joseph - Fr., KR, Towson	Tye Smith - Fr., CB, Towson
		Troy Russell - Jr., LB, Maine		
Nov. 21	Dae'Quan Scott - Soph., RB, James Madison	Ricky Tunstall - Jr., FS, Delaware	Sean Baner - Soph., PK, Delaware	R.J. Harris - Fr., WR, New Hampshire

Career CAA Football Weekly Award Leaders

(Since 2007)

- 8 - Andrew Pierce (Delaware, RB)
- 7 - Jonathan Grimes (William and Mary, RB)
- 6 - Rodney Landers (James Madison, QB); Justin Rogers (Richmond, KR/DB); Terrance West (Towson, RB)
- 5 - Matt Evans (New Hampshire, LB); Scotty McGee (James Madison, KR)
- 4 - Pat Devlin (Delaware, QB); Justin Thorpe (James Madison, QB); Eric Ward (Richmond, QB)
- 3 - Jovan Belcher (Maine, DL); Taylor Heinicke (Old Dominion, QB); Tyler Holmes, (Massachusetts, LB); Josh Jennings (Massachusetts, LB); Tom Manning (New Hampshire, PK); Eric McBride (Richmond, LB); Stephon Robertson (James Madison, LB); Ricky Santos (New Hampshire, QB); Dae'Quan Scott (James Madison, QB/RB); Anthony Walters (Delaware, DB); B.W. Webb (William and Mary, DB); Chris Whitney (Villanova, QB)

- 2 - Angelo Babbaro (Villanova, KR); Pushaun Brown (Maine, RB); Liam Coen (Massachusetts, QB); Derek Cox (William and Mary, DB); Grant Enders (Towson, QB); Louis Feinstein (Rhode Island, PK); R.J. Harris (New Hampshire, WR); Derek Hatcher (Richmond, PR); Jonathan Hernandez (Massachusetts, RB); Tim Hightower (Richmond, RB); Kareem Huggins (Hofstra, KR); Kyle Hunte (Northeastern, LB); Brock Jackolski, (Hofstra, RB); Terrence Klein (New Hampshire, LB); Joe Marcoux (Villanova, PK); Perry McIntyre (Massachusetts, LB); Brian Pate (William and Mary, PK); Dontra Peters (New Hampshire, RB); James Pitts (Villanova, DB); Steve Probst (Rhode Island, QB); Jon Striefsky (Delaware, PK); R.J. Toman (New Hampshire, QB); Adrian Tracy (William and Mary, DL); Jake Trantin (William and Mary, LB); Jared Turcotte (Maine, RB); Josh Vaughan (Richmond, RB); Gian Villante (Hofstra, LB); Griff Yancey (James Madison, RB)

- 1 - Adam Abramowitz (Richmond, DL); D.J. Adeoba (Massachusetts, LB); Victor Adesanya (Rhode Island, DL); R.J. Archer (William and Mary, QB); Peter Athens (Towson, QB); Jakwail Bailey (Old Dominion, WR); Aaron Ball (Villanova, RB); Sean Baner (Delaware, PK); John Baranowsky (James Madison, DL); Justin Barnes (James Madison, LB); Nick Battle (Richmond, DL); Mike Boyle (New Hampshire, KR); Brian Bradford (Towson, LB); Anthony Bratton (Delaware, DB); Marcus Burley (Delaware, DB); Jerry Butler (Delaware, KR); Mike Callahan (William and Mary, QB); Derek Cassidy (Rhode Island, QB); Cory Christopher (Hofstra, QB); Cody Cipalla (Delaware, DB); John Clements (New Hampshire, KR); Dante Cook (William and Mary, LB); Casey Cooley (Richmond, DL); Aaron Corp (Richmond, QB); Trevor Coston (Maine, PR); Omar Cuff (Delaware, RB); Taveion Cuffee (James Madison, DB); John Dempsey (Villanova, DB); Donte Dennis (Maine, LB); Cameron Dohse (William and Mary, WR); Tim Donnelly (Delaware, QB); Drew Dudzik (James Madison, QB); Joe Flacco (Delaware, QB); Terrance Fox (New Hampshire, KR); Jake Giusti (Delaware, DB); Colby Goodwyn (Old Dominion, RB); Matt Goff (James Madison, P); John Greer (New Hampshire, DB); John Griffin (Northeastern, RB); Stanley Gutierrez (Hofstra, LB); Darryl Hamilton (Richmond, DB); Brandyn Harvey (Villanova, WR); Brian Harvey (Maine, PK); Kyle Havens (Massachusetts, QB); Travis Hawkins (Delaware, KR); David Hayes (Delaware, RB); Ryan Hinds (New Hampshire, DB); Stephen Howell (Richmond, DB); Markus Hunter (James Madison, DB); Travis Hurd (Rhode Island, KR); Marcus Hyde (William and Mary, DE); Devon Jackson (New Hampshire, LB); Chris Jeannot (New Hampshire, TE); Sean Jellison (New Hampshire, RB); Deontroy Johnson (Rhode Island, KR); Mat Johnson (Northeastern, PK); Brandon Johnson-Farrell (Rhode Island, WR); Derrick Joseph (Towson, KR); Jesse Julmiste (Massachusetts, KR); Wil Kamin (Richmond, PK/P); Chris Koepplin (Massachusetts, PK); Tim Kukucka (Villanova, DL); Eriq Lewis (Old Dominion, CB); Sherman Logan (Richmond, DL); Fred Maldonado (Villanova, DB); Matt Marcocelle (Delaware, DL); Deron Mayo (Hofstra, DL); Miquel Maysonet (Hofstra, RB); Willie McGinnis (Rhode Island, DL); David Miller (William and Mary, P); Greg Miller (Villanova, DL); Arthur Moats (James Madison, DL); Martel Moody (Villanova, DB); J.J. Moore (Massachusetts, WR); Maurice Murray (Northeastern, RB); Kirk Nelms (Massachusetts, DB); Tony Nelson (Massachusetts, RB); Joey Orlando (New Hampshire, WR); Martin Parker (Richmond, DL); Matt Parent (New Hampshire, LB); Mike Perry (Delaware, PK); Jake Phillips (William and Mary, QB); Kyle Polk (Towson, LB); Josh Roach (James Madison, LB); Courtney Robinson (Massachusetts, KR); Troy Russell (Maine, LB); Josh Rutter (William and Mary, LB); Trevor Sasek (Delaware, QB); Sean Schaefer (Towson, QB); Tye Smith (Towson, CB); Hugo Souza (New Hampshire, LB); Cameron Starke (James Madison, PK); Matt Szczur (Villanova,

- WR); Julian Talley (Massachusetts, WR); Cooper Taylor (Richmond, DB); Phillip Thaxton (Delaware, RB); Nate Thellen (Northeastern, DB); Terence Thomas (Villanova, LB); Chris Treister (Maine, QB); Ricky Tunstall (Delaware, FS); Dino Vasso (New Hampshire, DB); Antonio Vaughan (Old Dominion, WR); Caleb Violette (Massachusetts, PK/P); Ed Wagner (Delaware, P); Jordan Waxman (Maine, P); Terrel Walker (Maine, RB); Lamir Whetstone (Maine, DB); Chase Williams (James Madison, LB); Pat Williams (James Madison, LB); Roger Williams (Hofstra, PK); Paul Worrirow (Delaware, LB); Nick Yako, (Villanova, PK); Rob Zarrilli (Hofstra, PK)

2011 National Weekly Honorees

THE SPORTS NETWORK/FATHEAD.COM FCS NATIONAL PLAYERS OF THE WEEK

Sept. 5.....	Trevor Coston, Maine, PR (Special Teams)
Sept. 5.....	Cooper Taylor, Richmond, S (Defense)
Sept. 12.....	Kirk Nelms, Massachusetts, CB (Freshman)
Sept. 26.....	R.J. Harris, New Hampshire, WR (Freshman)
Oct. 10.....	Terrance West, Towson, RB (Freshman)
Oct. 17.....	Jonathan Grimes, William and Mary, RB (Offense)
Oct. 17.....	Terrance West, Towson, RB (Freshman)
Nov. 7.....	Taylor Heinicke, Old Dominion, QB (Freshman)
Nov. 7.....	James Pitts, Villanova, DB (Defense)
Nov. 21.....	Dae'Quan Scott, James Madison, RB (Offense)
Nov. 28.....	Taylor Heinicke, Old Dominion, QB (Freshman)
Nov. 28.....	Cameron Starke, James Madison, PK (Special Teams)
Dec. 5.....	Taylor Heinicke, Old Dominion (Freshman)

COLLEGE SPORTING NEWS NATIONAL ALL-STAR

Sept. 5.....	Trevor Coston, Maine, DB/PR
Sept. 12.....	Joey Orlando, New Hampshire, WR/PR
Sept. 19.....	Cameron Starke, James Madison, PK
Oct. 17.....	Marcus Hyde, William and Mary, DE
Oct. 24.....	Matt Evans, New Hampshire, LB
Oct. 31.....	Perry McIntyre, Massachusetts, LB
Nov. 7.....	James Pitts, Villanova, DB
Nov. 7.....	Terrance West, Towson, RB

400 - YARD PASSERS

Kevin Decker (New Hampshire, Senior) 422 vs. William and Mary (10/15)

300 - YARD PASSERS

Kevin Decker (New Hampshire, Senior) 395 vs. Villanova (10/8)
 Kevin Decker (New Hampshire, Senior) 389 vs. Towson (11/12)
Taylor Heinicke (Old Dominion, Freshman)..... 373 vs. Richmond (11/5)
Taylor Heinicke (Old Dominion, Freshman)..... 360 vs. Towson (10/15)
 Aaron Corp (Richmond, Senior) 353 vs. Towson (10/8)
 Kevin Decker (New Hampshire, Senior) 352 vs. Holy Cross (10/1)
 Aaron Corp (Richmond, Senior) 351 vs. New Hampshire (9/24)
Taylor Heinicke (Old Dominion, Freshman)..... 341 vs. Georgia Southern (12/3)
 Warren Smith (Maine, Junior) 334 vs. Pittsburgh (9/10)
 Kevin Decker (New Hampshire, Senior) 330 vs. Lehigh (9/10)
Grant Enders (Towson, Sophomore)..... 314 vs. Old Dominion (10/15)
 Thomas DeMarco (Old Dominion, Senior) 310 vs. Campbell (9/3)
Tim Donnelly (Delaware, Junior) 304 vs. Old Dominion (9/24)
 Aaron Corp (Richmond, Senior) 301 vs. Maine (10/22)
 Brandon Hill (Massachusetts, Freshman) 300 vs. Villanova (11/5)

200 - YARD RUSHERS

Terrance West (Towson, Freshman) 261 vs. New Hampshire (11/12)
Dae'Quan Scott (James Madison, Sophomore) 251 vs. Massachusetts (11/19)
 Jonathan Grimes (William and Mary, Senior) 227 vs. Old Dominion (11/12)
Andrew Pierce (Delaware, Sophomore)..... 215 vs. Richmond (11/12)
Jordan Anderson (James Madison, Sophomore) 212 vs. Maine (10/8)
 Jonathan Grimes (William and Mary, Senior) 208 vs. Rhode Island (11/5)
 Jonathan Grimes (William and Mary, Senior) 205 vs. Richmond (11/19)

100 - YARD RUSHERS

Pushaun Brown (Maine, Senior) 193 vs. Delaware (10/1)
Colby Goodwyn (Old Dominion, Sophomore) 184 vs. Georgia State (9/10)
Terrance West (Towson, Freshman) 183 vs. Maine (11/5)
 Steve Probst (Rhode Island, Senior) 180 vs. Brown (10/1)
 Jonathan Grimes (William and Mary, Senior) 169 vs. New Hampshire (10/15)
 Jonathan Hernandez (Massachusetts, Senior) 167 vs. Rhode Island (9/17)
Jordan Anderson (James Madison, Sophomore) 162 vs. Richmond (10/1)
Andrew Pierce (Delaware, Sophomore)..... 158 vs. Towson (10/29)
Terrance West (Towson, Freshman) 155 vs. Delaware (10/29)
 Jonathan Hernandez (Massachusetts, Senior) 151 vs. Holy Cross (9/1)
Nico Steriti (New Hampshire, Freshman)..... 150 vs. Maine (11/19)
Terrance West (Towson, Freshman) 148 vs. Old Dominion (10/15)
 Pushaun Brown (Maine, Senior) 146 vs. Bryant (9/3)
 Pushaun Brown (Maine, Senior) 144 vs. Massachusetts (11/12)
Andrew Pierce (Delaware, Sophomore)..... 143 vs. William and Mary (10/8)
Terrance West (Towson, Freshman) 141 vs. William and Mary (10/22)
Dae'Quan Scott (James Madison, Sophomore) 138 vs. Central Connecticut State (9/10)
 Jonathan Grimes (William and Mary, Senior) 137 vs. Villanova (10/1)
 Jonathan Grimes (William and Mary, Senior) 133 vs. Towson (10/22)
Terrance West (Towson, Freshman) 128 vs. Richmond (10/8)
 Jonathan Grimes (William and Mary, Senior) 128 vs. New Haven (9/17)
Dae'Quan Scott (James Madison, Sophomore) 127 vs. Rhode Island (11/12)
Dae'Quan Scott (James Madison, Sophomore) 126 vs. Liberty (9/17)
 Pushaun Brown (Maine, Senior) 125 vs. Albany (9/17)
Andrew Pierce (Delaware, Sophomore)..... 123 vs. West Chester (9/10)
 Deontray Johnson (Rhode Island, Sophomore) 122 vs. Delaware (10/22)
 Jonathan Hernandez (Massachusetts, Senior) 121 vs. Old Dominion (10/1)
Andrew Pierce (Delaware, Sophomore)..... 120 vs. Maine (10/1)
R.J. Harris (New Hampshire, Freshman)..... 120 vs. Richmond (9/24)
Jamal Abdur-Rahim (Villanova, Freshman) 119 vs. Delaware (11/19)
Andrew Pierce (Delaware, Sophomore)..... 119 vs. Villanova (11/19)
 Anthony Baskerville (Rhode Island, Senior) 119 vs. Fordham (9/24)
Andrew Pierce (Delaware, Sophomore)..... 119 vs. Navy (9/3)
Nihja White (Delaware, Junior) 117 vs. Old Dominion (9/24)
 Travis Hurd (Rhode Island, Sophomore) 112 vs. Fordham (9/24)
Dae'Quan Scott (James Madison, Sophomore) 112 vs. William and Mary (9/24)
 Pushaun Brown (Maine, Senior) 111 vs. Appalachian State (12/3)
Dae'Quan Scott (James Madison, Sophomore) 111 vs. New Hampshire (11/5)
Angus Harper (Old Dominion, Freshman)..... 111 vs. Hampton (9/17)
 Tremayne Dameron (Towson, Junior) 109 vs. Maine (11/5)

100 - YARD RUSHERS (cont.)

Dae'Quan Scott (James Madison, Sophomore)..... 109 vs. Villanova (10/15)
Walter Davis (Delaware, Sophomore) 108 vs. Delaware State (9/17)
 Deontray Johnson (Rhode Island, Sophomore) 107 vs. Fordham (9/24)
Angus Harper (Old Dominion, Freshman)..... 106 vs. William and Mary (11/12)
Andrew Pierce (Delaware, Sophomore)..... 106 vs. Delaware State (9/17)
Dontra Peters (New Hampshire, Junior) 104 vs. Holy Cross (10/1)
 Jonathan Hernandez (Massachusetts, Senior) 103 vs. Richmond (10/29)
 Pushaun Brown (Maine, Senior) 103 vs. Rhode Island (10/15)
Austin Medley (Villanova, Freshman) 100 vs. Maine (10/29)

100 - YARD RECEIVERS

Tre Gray (Richmond, Senior) 194 vs. New Hampshire (9/24)
R.J. Harris (New Hampshire, Freshman)..... 190 vs. Villanova (10/8)
Nick Mayers (Old Dominion, Junior)..... 166 vs. Towson (10/15)
Joey Orlando (New Hampshire, Junior) 166 vs. Lehigh (9/10)
 Julian Talley (Massachusetts, Senior) 155 vs. Villanova (11/5)
 Prentic Gill (Old Dominion, Senior) 154 vs. Georgia Southern (12/3)
Reid Evans (Old Dominion, Junior)..... 149 vs. Richmond (11/5)
 Derek Buttles (Maine, Senior) 148 vs. Pittsburgh (9/10)
 Anthony Baskerville (Rhode Island, Senior) 147 vs. Delaware (10/22)
 Tre Gray (Richmond, Senior) 141 vs. Towson (10/8)
Maurice McDonald (Maine, Junior) 139 vs. Rhode Island (10/15)
 Anthony Baskerville (Rhode Island, Senior) 134 vs. Massachusetts (9/17)
Joey Orlando (New Hampshire, Junior) 132 vs. William and Mary (10/15)
 Tre Gray (Richmond, Senior) 129 vs. Duke (9/3)
 Tre Gray (Richmond, Senior) 128 vs. Maine (10/22)
 Tre Gray (Richmond, Senior) 126 vs. Delaware (11/12)
 Jonathan Grimes (William and Mary, Senior) 126 vs. New Hampshire (10/15)
Nihja White (Delaware, Junior) 122 vs. Delaware State (9/17)
Damarr Aultman (Maine, Freshman) 117 vs. Appalachian State (12/3)
Damarr Aultman (Maine, Freshman) 117 vs. Towson (11/5)
 Anthony Baskerville (Rhode Island, Senior) 115 vs. Maine (10/15)
 Julian Talley (Massachusetts, Senior) 113 vs. New Hampshire (10/22)
 Derek Session (Maine, Senior) 111 vs. Delaware (10/1)
Damarr Aultman (Maine, Freshman) 108 vs. Georgia Southern (12/10)
 Julian Talley (Massachusetts, Senior) 108 vs. Rhode Island (9/17)
 Julian Talley (Massachusetts, Senior) 107 vs. Maine (11/12)
Justin Mello (New Hampshire, Sophomore) 107 vs. Holy Cross (10/1)
R.J. Harris (New Hampshire, Freshman)..... 107 vs. Lehigh (9/10)
R.J. Harris (New Hampshire, Freshman)..... 106 vs. Maine (11/19)
Tom Ryan (Towson, Junior) 106 vs. Old Dominion (10/15)
Damarr Aultman (Maine, Freshman) 105 vs. New Hampshire (11/19)
 Tre Gray (Richmond, Senior) 105 vs. Massachusetts (10/29)
 Jesse Julmiste (Massachusetts, Senior) 105 vs. Richmond (10/29)
 Sean Cullen (New Hampshire, Senior) 104 vs. Rhode Island (10/29)
 Kerby Long (James Madison, Senior) 103 vs. Villanova (10/15)
Tom Ryan (Towson, Junior) 103 vs. Maryland (10/1)
 Mickey Mangieri (New Hampshire, Senior) 102 vs. Holy Cross (10/1)
 D.J. Mangas (William and Mary, Senior) 102 vs. James Madison (9/24)
Nick Mayers (Old Dominion, Junior)..... 101 vs. William and Mary (11/12)
Justin Perillo (Maine, Sophomore)..... 101 vs. James Madison (10/8)
Brandon Johnson-Farrell (Rhode Island, Junior)..... 100 vs. Delaware (10/22)
 Mickey Mangieri (New Hampshire, Senior) 100 vs. William and Mary (10/15)

16-OR-MORE TACKLES

Matt Evans (New Hampshire, Junior) 24 vs. Lehigh (9/10)
Darius McMillan (Richmond, Junior) 20 vs. William and Mary (11/19)
Matt Evans (New Hampshire, Junior) 19 vs. Towson (11/12)
 Tyler Holmes (Massachusetts, Senior) 19 vs. Central Connecticut State (10/8)
 Perry McIntyre (Massachusetts, Junior) 17 vs. James Madison (11/19)
Matt Evans (New Hampshire, Junior) 17 vs. James Madison (11/5)
Chris Beranger (New Hampshire, Sophomore) 17 vs. Richmond (9/24)
Craig Wilkins (Old Dominion, Junior) 17 vs. Hampton (9/17)
Chris Beranger (New Hampshire, Sophomore) 16 vs. Maine (11/19)
Jordan Dangerfield (Towson, Junior) 16 vs. New Hampshire (11/12)
 Derek Mayo (Richmond, Junior) 16 vs. Old Dominion (11/5)
Chris Beranger (New Hampshire, Sophomore) 16 vs. William and Mary (10/15)
Jabrel Mines (William and Mary, Junior) 16 vs. Virginia (9/3)

Active Players in italics

2012 CAA Football Preview - 2011 Individual Statistics

CAAFootball.com | @The_CAAFootball | #CAAFB | CAAFootballblog.com | facebook.com/CAAFootball | youtube.com/CAAFootball

RUSHING										
	Team	Cl	G	Att	Yds	Avg	TD	Long	Yds/G	
1.	Jonathan Grimes (5)	WM	SR	11	288	1431	5.0	10	87	130.1
2.	Terrance West (12)	TU	FR	11	194	1294	6.7	29	72	117.6
3.	Andrew Pierce (13)	UD	SO	11	279	1279	4.6	16	44	116.3
4.	Dae'Quan Scott (24)	JMU	SO	13	237	1304	5.5	12	76	100.3
5.	Jonathan Hernandez (26)	UMASS	SR	11	261	1092	4.2	12	39	99.3
6.	Pushaun Brown (35)	UM	SR	12	226	1093	4.8	11	70	91.1
7.	Jordan Anderson (71)	JMU	SO	13	169	858	5.1	9	80	66.0
8.	Kendall Gaskins (89)	UR	JR	11	168	650	3.9	10	39	59.1
9.	Dontra Peters	UNH	JR	11	117	595	5.1	7	48	54.1
10.	Angus Harper	ODU	FR	13	141	633	4.5	10	64	48.7

PASSING/GAME											
	Team	Cl	G	Att	Cmp	Int	Pct.	Yds	TD	Avg/G	
1.	Kevin Decker	UNH	SR	12	380	262	15	68.9	3272	22	272.7
2.	Aaron Corp	UR	SR	11	388	247	13	63.7	2682	17	243.8
3.	Warren Smith	UM	SR	13	425	270	14	63.5	3122	22	240.2
4.	Grant Enders	TU	SO	11	245	165	8	67.3	2081	16	189.2
5.	Tim Donnelly	UD	JR	11	263	165	10	62.7	1732	11	157.5
6.	Bob Bentsen	URI	SO	9	156	93	8	59.6	1137	9	126.3
7.	Steve Probst	URI	SR	10	145	78	10	53.8	917	8	91.7
8.	Thomas DeMarco	ODU	SR	13	160	101	5	63.1	1055	7	81.2
9.	Brent Caprio	WM	SO	10	107	68	7	63.6	795	6	79.5
10.	Raymond Pendagast	UMASS	FR	9	31	19	1	61.3	237	1	26.3

TOTAL OFFENSE									
	Team	Cl	G	Rush	Pass	Plays	Total	Yds/G	
1.	Kevin Decker (9)	UNH	SR	12	429	3272	515	3701	308.4
2.	Warren Smith (19)	UM	SR	13	306	3122	531	3428	263.7
3.	Aaron Corp (29)	UR	SR	11	-29	2682	442	2653	241.2
4.	Grant Enders (43)	TU	SO	11	387	2081	336	2468	224.4
5.	Tim Donnelly (86)	UD	JR	11	4	1732	303	1736	157.8
6.	Bob Bentsen (94)	URI	SO	9	163	1137	195	1300	144.4
7.	Jonathan Grimes	WM	SR	11	1431	0	288	1431	130.1
8.	Steve Probst	URI	SR	10	369	917	219	1286	128.6
9.	Terrance West	TU	FR	11	1294	0	194	1294	117.6
10.	Andrew Pierce	UD	SO	11	1279	0	279	1279	116.3

RECEPTIONS/GAME										
	Team	Cl	G	Rec	Yds	TD	Long	Avg/C	Rec/G	
1.	Tre Gray (4)	UR	SR	11	95	1187	4	48	12.5	8.64
2.	Julian Talley (32)	UMASS	SR	11	60	759	4	51	12.6	5.45
3.	Nick Mayers (41)	ODU	JR	12	62	698	7	93	11.3	5.17
4.	Nihja White (44)	UD	JR	10	50	673	4	59	13.5	5.00
5.	R.J. Harris (65)	UNH	FR	11	50	714	7	66	14.3	4.55
6.	Joey Orlando (69)	UNH	JR	12	54	679	3	61	12.6	4.50
7.	Anthony Baskerville (89)	URI	SR	11	46	731	6	83	15.9	4.18
8.	D.J. Mangas (96)	WM	SR	11	45	591	5	56	13.1	4.09
9.	Brandon Johnson-Farrell	URI	JR	11	44	567	4	46	12.9	4.00
10.	Ben Edwards	UR	SO	11	44	509	6	56	11.6	4.00

RECEIVE YDS/GAME										
	Team	Cl	G	Rec	Yds	TD	Long	Avg/C	Yds/G	
1.	Tre Gray (6)	UR	SR	11	95	1187	4	48	12.5	107.9
2.	Julian Talley (39)	UMASS	SR	11	60	759	4	51	12.6	69.0
3.	Nihja White (43)	UD	JR	10	50	673	4	59	13.5	67.3
4.	Anthony Baskerville (48)	URI	SR	11	46	731	6	83	15.9	66.5
5.	R.J. Harris (56)	UNH	FR	11	50	714	7	66	14.3	64.9
6.	Nick Mayers (81)	ODU	JR	12	62	698	7	93	11.3	58.2
7.	Joey Orlando (85)	UNH	JR	12	54	679	3	61	12.6	56.6
8.	D.J. Mangas (93)	WM	SR	11	45	591	5	56	13.1	53.7
9.	Damarr Aultman	UM	FR	11	39	575	5	53	14.7	52.3
10.	Brandon Johnson-Farrell	URI	JR	11	44	567	4	46	12.9	51.5

ALL PURPOSE										
	Team	Cl	G	Rush	Rcv	PR	KR	Yds	Avg/G	
1.	Jonathan Grimes (1)	WM	SR	11	1431	262	0	817	2510	228.2
2.	Dontra Peters (22)	UNH	JR	11	595	174	0	764	1533	139.4
3.	Andrew Pierce (26)	UD	SO	11	1279	212	0	0	1491	135.5
4.	Jamal Abdur-Rahman (34)	VU	FR	11	293	218	0	910	1421	129.2
5.	Jesse Julmiste (45)	UMASS	SR	11	49	522	2	789	1362	123.8
6.	Brandon Johnson-Farrell (48)	URI	JR	11	33	567	91	653	1344	122.2
7.	Terrance West (52)	TU	FR	11	1294	25	0	0	1319	119.9
8.	Dae'Quan Scott (53)	JMU	SO	13	1304	99	142	0	1545	118.8
9.	Jonathan Hernandez (55)	UMASS	SR	11	1092	209	0	0	1301	118.3
10.	Tre Gray (61)	UR	SR	11	-5	1187	30	58	1270	115.5

INTERCEPTIONS												
	Team	Cl	G	Int	Yds	TD	Long	Int/G				
1.	Chris Houston (4)	UNH	SO	12	6	45	0	18	0.50			
	James Pitts (4)	VU	SR	10	5	26	1	26	0.50			
3.	Trevor Coston (7)	UM	SR	13	6	48	0	25	0.46			
4.	Darren Thellen (9)	UMASS	JR	11	5	172	1	85	0.45			
	Erik Lewis (9)	ODU	FR	11	5	31	0	20	0.45			
6.	Travis Hawkins (23)	UD	SO	11	4	29	0	15	0.36			
7.	Dean Marlowe (50)	JMU	FR	13	4	25	0	19	0.31			
	Darlos James (50)	UM	JR	13	4	18	0	17	0.31			
9.	Kirk Nelms (72)	UMASS	FR	11	3	116	1	80	0.27			
	Kenton Powell (72)	TU	FR	11	3	44	0	30	0.27			

PASS EFFICIENCY												
	Team	Cl	G	Att	Cmp	Int	Pct.	Yds	TD	Eff.		
1.	Grant Enders (7)	TU	SO	11	245	165	8	67.3	2081	16	153.7	
2.	Kevin Decker (9)	UNH	SR	12	380	262	15	68.9	3272	22	152.5	
3.	Warren Smith (41)	UM	SR	13	425	270	14	63.5	3122	22	135.7	
4.	Brent Caprio	WM	SO	10	107	68	7	63.6	795	6	131.4	
5.	Raymond Pendagast	UMASS	FR	9	31	19	1	61.3	237	1	129.7	
6.	Bob Bentsen (53)	URI	SO	9	156	93	8	59.6	1137	9	129.6	
7.	Aaron Corp (54)	UR	SR	11	388	247	13	63.7	2682	17	129.5	
8.	Thomas DeMarco	ODU	SR	13	160	101	5	63.1	1055	7	126.7	
9.	Tim Donnelly (61)	UD	JR	11	263	165	10	62.7	1732	11	124.3	
10.	Steve Probst	URI	SR	10	145	78	10	53.8	917	8	111.3	

PUNT RETURN AVG												
	Team	Cl	G	Ret	Yds	TD	Long	Avg				
1.	Trevor Coston (19)	UM	SR	13	21	204	1	74	9.7			
2.	Rob Jones (20)	UD	JR	11	17	164	0	31	9.6			
3.	Reid Evans (28)	ODU	JR	13	17	144	0	28	8.5			
4.	Dae'Quan Scott (31)	JMU	SO	13	17	142	0	23	8.4			
5.	Julian Talley (33)	UMASS	SR	11	15	122	0	45	8.1			
6.	Dorian Wells (59)	VU	JR	11	14	68	0	19	4.9			

KICK RETURN AVG												
	Team	Cl	G	Ret	Yds	TD	Long	Avg				
1.	Derrick Joseph (9)	TU	FR	12	35	978	1	93	27.9			
2.	Jesse Julmiste (26)	UMASS	SR	11	32	789	2	100	24.7			
3.	Dontra Peters (27)	UNH	JR	11	31	764	0	70	24.6			
4.	Brandon Johnson-Farrell (36)	URI	JR	11	27	653	0	45	24.2			
5.	Jamal Abdur-Rahman (38)	VU	FR	11	38	910	0	42	23.9			
6.	Wayne Pettus (65)	UR	SO	11	32	714	0	76	22.3			
7.	Jonathan Grimes (70)	WM	SR	11	37	817	0	44	22.1			
8.	Roosevelt Boone	UM	SR	13	33	666	1	91	20.2			

PUNTING								
	Team	Cl	G	Punt	Yds	Long	Avg	
1.	Jonathan Plisco (2)	ODU	JR	12	51	2352	62	46.1
2.	Mark Hamilton (7)	VU	JR	11	55	2352	58	42.8
3.	David Skahn (36)	JMU	JR	13	67	2687	56	40.1
4.	Drake Kuhn (39)	WM	SO	11	43	1712	54	39.8
5.	Rauley Zaragoza (48)	UD	JR	11	46	1794	60	39.0
6.	Mike MacArthur	UNH	SO	12	40	1532	59	38.3
7.	Nick Hicks	UR	JR	10	29	1103	54	38.0
8.	Jeff Strait	UMASS	SO	11	34	1268	61	37.3
9.	Jordan Waxman (84)	UM	SR	13	63	2272	55	36.1
10.	R.J. Peppers	TU	FR	12	31	1091	49	35.2

SCORING												
	Team	Cl	G	TD	XPT	FG	2XP	Pts	Pts/G			
1.	Terrance West (1)	TU	FR	11	29	0	0	174	15.8			
2.	Andrew Pierce (11)	UD	SO	11	16	0	0	98	8.9			
3.	Jarod Brown (28)	ODU	JR	13	0	57	14	2	101	7.8		
4.	Jonathan Grimes (31)	WM	SR	11	14	0	0	0	84	7.6		
5.	Mike MacArthur (45)	UNH	SO	12	0	40	15	0	85	7.1		
6.	Sean Baner (55)	UD	SO	11	0	29	15	0	74	6.7		
7.	Jonathan Hernandez (59)	UMASS	SR	11	12	0	0	0	72	6.5		
8.	D.J. Soven (70)	TU	SO	12	0	53	7	0	74	6.2		
9.	Cameron Starke (73)	JMU	SO	13	0	34	15	0	79	6.1		
10.	Dae'Quan Scott (74)	JMU	SO	13	13	0	0	0	78	6.0		

NCAA FCS ranking in parentheses | Active Players in italics

2012 CAA Football Preview - 2011 Individual Statistics

CAAFootball.com | @The_CAAFootball | #CAAFB | CAAFootballblog.com | facebook.com/CAAFootball | youtube.com/CAAFootball

SCORING (TDs)

	Team	Cl	G	TD	Rush	Pass	Ret	PAT	Pts	Pts/G
1. Terrance West	TU	FR	11	29	29	0	0	0	174	15.8
2. Andrew Pierce	UD	SO	11	16	16	0	0	1	98	8.9
3. Jonathan Grimes	WM	SR	11	14	10	4	0	0	84	7.6
4. Jonathan Hernandez	UMASS	SR	11	12	12	0	0	0	72	6.5
5. Pushaun Brown	UM	SR	12	12	11	1	0	0	72	6.0
6. Dae'Quan Scott	JMU	SO	13	13	12	1	0	0	78	6.0
7. Kendall Gaskins	UR	JR	11	10	10	0	0	0	60	5.5
8. Kevin Decker	UNH	SR	12	9	9	0	0	3	60	5.0
9. Angus Harper	ODU	FR	13	10	10	0	0	0	60	4.6
10. Larry Pinkard	ODU	FR	13	10	0	9	1	0	60	4.6

SCORING (KICK)

	Team	Cl	G	PATs	FGs	Pts	Pts/G
1. Jarod Brown	ODU	JR	13	57-59	14-21	99	7.6
2. Mike MacArthur	UNH	SO	12	40-43	15-18	85	7.1
3. Sean Baner	UD	SO	11	29-29	15-20	74	6.7
4. D.J. Soven	TU	SO	12	53-56	7-8	74	6.2
5. Cameron Starke	JMU	SO	13	34-35	15-19	79	6.1
6. Brian Harvey	UM	JR	13	41-44	8-14	65	5.0
7. Drake Kuhn	WM	SO	11	20-22	10-14	50	4.5
8. Wil Kamin	UR	JR	10	18-22	9-12	45	4.5
9. Mark Hamilton	VU	JR	11	18-20	10-13	48	4.4
10. Louis Feinstein	URI	SR	11	26-29	7-12	47	4.3

FIELD GOALS

	Team	Cl	G	FG	FGA	Pct.	FG/G
1. Sean Baner (12)	UD	SO	11	15	20	75.0	1.36
2. Mike MacArthur (25)	UNH	SO	12	15	18	83.3	1.25
3. Cameron Starke (30)	JMU	SO	13	15	19	78.9	1.15
4. Jarod Brown (36)	ODU	JR	13	14	21	66.7	1.08
5. Mark Hamilton (44)	VU	JR	11	10	13	76.9	0.91
6. Drake Kuhn (44)	WM	SO	11	10	14	71.4	0.91
7. Wil Kamin (51)	UR	JR	10	9	12	75.0	0.90
8. Louis Feinstein (83)	URI	SR	11	7	12	58.3	0.64
9. Brian Harvey (89)	UM	JR	13	8	14	57.1	0.62
10. D.J. Soven (92)	TU	SO	12	7	8	87.5	0.58

PAT KICKING PCT

	Team	Cl	G	Made	Att	Pct.
1. Sean Baner	UD	SO	11	29	29	100.0
2. Cameron Starke	JMU	SO	13	34	35	97.1
3. Jarod Brown	ODU	JR	13	57	59	96.6
4. D.J. Soven	TU	SO	12	53	56	94.6
5. Brian Harvey	UM	JR	13	41	44	93.2
6. Mike MacArthur	UNH	SO	12	40	43	93.0
7. Drake Kuhn	WM	SO	11	20	22	90.9
8. Louis Feinstein	URI	SR	11	26	29	89.7
9. Wil Kamin	UR	JR	10	18	22	81.8
10. Brandon Levegood	UMASS	SO	9	18	23	78.3

SACKS

	Team	Cl	G	Pos	Solo	Ast	Yds	Total	Avg/G
1. Michael Cole (21)	UM	SO	13	DL	10	2	78	11.0	0.85
2. Brian McNally (47)	UNH	SR	12	DE	7	1	40	7.5	0.62
3. Marcus Hyde (52)	WM	SR	11	DL	6	1	45	6.5	0.59
4. Perry McIntyre (82)	UMASS	JR	11	LB	5	2	39	6.0	0.55
5. Doug Johnson (100)	URI	JR	11	LB	6	0	34	6.0	0.55
6. D.J. Bryant (79)	JMU	SR	13	DE	5	3	68	6.5	0.50
7. Ronnie Cameron (82)	ODU	SR	13	DT	4	5	48	6.5	0.50
8. Lamar Middleton (97)	JMU	SR	13	DT	6	0	41	6.0	0.46
9. James Timmins	URI	SO	10	DL	4	1	31	4.5	0.45
10. Jabrel Mines	WM	JR	11	LB	4	1	24	4.5	0.41

TACKLES FOR LOSS

	Team	Cl	G	Pos	Solo	Ast	Yds	Total	Avg/G
1. Doug Johnson (26)	URI	JR	11	LB	12	5	60	14.5	1.32
2. Ronnie Cameron (52)	ODU	SR	13	DT	9	16	77	17.0	1.31
3. Dave Zocco (64)	URI	SO	11	LB	13	0	42	13.0	1.18
4. Michael Cole (71)	UM	SO	13	DL	13	4	82	15.0	1.15
5. Craig Wilkins (80)	ODU	JR	13	LB	13	3	57	14.5	1.12
6. James Timmins (82)	URI	SO	10	DL	9	4	50	11.0	1.10
7. Perry McIntyre	UMASS	JR	11	LB	7	8	53	11.0	1.00
8. Frank Beltre (100)	TU	JR	12	DE	11	2	41	12.0	1.00
9. Paul Worriow (100)	UD	JR	11	LB	8	6	32	11.0	1.00
10. D.J. Bryant (100)	JMU	SR	13	DE	9	7	83	12.5	0.96

FUMBLES FORCED

	Team	Cl	G	Num	Avg/G
1. Colin Pehanick	UR	SR	11	4	0.36
2. Devan Bridges	VU	JR	11	4	0.36
3. Sage Harold	JMU	FR	11	3	0.27
4. Eriq Lewis	ODU	FR	11	3	0.27
5. Matt Evans	UNH	JR	12	3	0.25
6. Jordan Dangerfield	TU	JR	10	2	0.20
7. Dave Zocco	URI	SO	11	2	0.18
Darrell Dulany	URI	SR	11	2	0.18
Rakim Cox	VU	SO	11	2	0.18
George Beerhalter	WM	SO	11	2	0.18

FUMBLES RCVD

	Team	Cl	G	Num	Avg/G
1. Danzel White	TU	JR	9	2	0.22
2. Jordan Dangerfield	TU	JR	10	2	0.20
3. Craig James	VU	SO	10	2	0.20
4. Jabrel Mines	WM	JR	11	2	0.18
Marlon Johnson	VU	JR	11	2	0.18
Antoine Lewis	VU	SO	11	2	0.18
7. Romale Tucker	TU	JR	12	2	0.17
8. Troy Russell	UM	JR	13	2	0.15
Carvin Powell	ODU	JR	13	2	0.15
Michael Cole	UM	SO	13	2	0.15

PASSES DEFENDED

	Team	Cl	G	Brup	Int	Total	Avg/G
1. Eriq Lewis	ODU	FR	11	9	5	14	1.27
2. Travis Hawkins	UD	SO	11	9	4	13	1.18
3. Trevor Coston	UM	SR	13	9	6	15	1.15
4. James Pitts	VU	SR	10	5	5	10	1.00
5. Marcus Burley	UD	JR	11	7	2	9	0.82
6. Antoine Tharpe	UMASS	SO	9	7	0	7	0.78
7. Darren Thellen	UMASS	JR	11	3	5	8	0.73
Ronnie Akins	VU	JR	11	6	2	8	0.73
Kirk Nelms	UMASS	FR	11	5	3	8	0.73
Tyler Holmes	UMASS	SR	11	7	1	8	0.73

TACKLES (All positions)

	Team	Cl	G	Pos	Solo	Ast	Total	Avg/G	Sack
1. Matt Evans (2)	UNH	JR	12	LB	86	79	165	13.8	2.0
2. Darius McMillan (8)	UR	JR	11	LB	40	93	133	12.1	0.5
3. Chris Beranger (9)	UNH	SO	12	DB	72	70	142	11.8	1.0
4. Tyler Holmes (19)	UMASS	SR	11	LB	45	73	118	10.7	2.0
5. Perry McIntyre (20)	UMASS	JR	11	LB	35	80	115	10.5	6.0
6. Jabrel Mines (32)	WM	JR	11	LB	56	53	109	9.9	4.5
7. Jordan Dangerfield (46)	TU	JR	10	DB	57	36	93	9.3	0.0
8. Dave Zocco (56)	URI	SO	11	LB	71	28	99	9.0	4.0
9. Paul Worriow (62)	UD	JR	11	LB	55	42	97	8.8	1.0
10. Stephan Robertson (68)	JMU	SO	13	LB	57	56	113	8.7	2.0
11. Danzel White (69)	TU	JR	9	LB	30	47	77	8.6	1.0
12. Craig Wilkins (71)	ODU	JR	13	LB	58	53	111	8.5	3.5
13. Dillon Lucas (73)	VU	FR	11	LB	46	46	92	8.4	2.0
Colin Pehanick (73)	UR	SR	11	DB	40	52	92	8.4	2.0
15. Ronnie Akins (92)	VU	JR	11	DB	52	37	89	8.1	1.0
16. Derek Mayo	UR	JR	11	LB	23	64	87	7.9	0.5
17. Jake Trantini	WM	SR	11	LB	40	44	84	7.6	1.5
18. Alan Buzbee	UNH	JR	12	LB	41	47	88	7.3	1.0
19. Vinson Givans	UM	SR	13	LB	45	49	94	7.2	0.0
20. Doug Johnson	URI	JR	11	LB	51	28	79	7.2	6.0
21. Jerron McMillian	UM	SR	13	DB	61	31	92	7.1	3.5
22. Darrell Dulany	URI	SR	11	DB	40	31	71	6.5	0.0
Andrew Harrison	UD	SR	11	LB	32	39	71	6.5	0.0
24. Trevor Coston	UM	SR	13	DB	50	33	83	6.4	0.0
25. Pat Williams	JMU	SR	13	LB	34	48	82	6.3	2.0

NCAA FCS ranking in parentheses | Active Players in italics



2012 CAA Football Preview - 2011 Individual Statistics

CAAFootball.com | @The_CAAFootball | #CAAFB | CAAFootballblog.com | facebook.com/CAAFootball | youtube.com/CAAFootball

TACKLES (All positions; cont.)	Team	Cl	G	Pos	Solo	Ast	Total	Avg/G	Sack
26. Manny Asam	UNH	SO	12	DB	46	29	75	6.2	1.0
27. Craig James	VU	SO	10	DB	40	22	62	6.2	0.0
28. Brian Thompson	WM	JR	11	DB	49	19	68	6.2	1.0
Darren Thellen	UMASS	JR	11	DB	33	35	68	6.2	0.0
Eric Loper	VU	JR	11	DB	37	31	68	6.2	1.0
Alexander DiSanzo	TU	JR	11	LB	34	34	68	6.2	0.0
32. Troy Russell	UM	JR	13	LB	39	41	80	6.2	2.0
33. Devon Bridges	VU	JR	11	LB	32	35	67	6.1	4.0
34. Romale Tucker	TU	JR	12	DE	33	40	73	6.1	3.5
35. Vidal Nelson	JMU	SR	13	LB	32	47	79	6.1	1.0
36. Willie McGinnis	URI	SR	11	DL	35	31	66	6.0	1.5
James Pitts	VU	SR	10	DB	41	19	60	6.0	0.0
38. Frank Beltre	TU	JR	12	DE	33	35	68	5.7	4.0
39. Joe Sarnese	VU	FR	11	DB	41	21	62	5.6	0.0
40. Ronnie Cameron	ODU	SR	13	DT	28	45	73	5.6	6.5
41. Evan Shields	URI	SR	11	CB	45	16	61	5.5	0.0
42. Dean Marlowe	JMU	FR	13	WS	43	28	71	5.5	0.0
43. Chad Hunte	UMASS	JR	11	LB	23	35	58	5.3	0.0
44. Kenton Powell	TU	FR	11	LB	27	30	57	5.2	0.0
45. J.J. Williams	ODU	SR	13	LB	35	32	67	5.2	2.0
46. Matt Rae	URI	SR	11	DL	23	31	54	4.9	0.5
Stanley Dunbar	URI	SR	11	CB	41	13	54	4.9	0.0
48. John Darr	ODU	SO	13	LB	28	35	63	4.8	1.5
49. Kyle Flemings	UNH	SR	10	DB	24	24	48	4.8	0.0
50. Chris Houston	UNH	SO	12	DB	43	14	57	4.8	0.0

TACKLES (DL's)	Team	Cl	G	Pos	Solo	Ast	Total	Avg/G	Sack
1. Romale Tucker	TU	JR	12	DE	33	40	73	6.1	3.5
2. Willie McGinnis	URI	SR	11	DL	35	31	66	6.0	1.5
3. Frank Beltre	TU	JR	12	DE	33	35	68	5.7	4.0
4. Ronnie Cameron	ODU	SR	13	DT	28	45	73	5.6	6.5
5. Matt Rae	URI	SR	11	DL	23	31	54	4.9	0.5
6. Marcus Hyde	WM	SR	11	DL	35	17	52	4.7	6.5
7. Brandon (B.J.) Scott	UR	SO	11	DL	24	27	51	4.6	1.5
8. Raibonne Charles	UM	SR	13	DL	26	28	54	4.2	2.0
9. Antoine Lewis	VU	SO	11	DL	24	20	44	4.0	1.0
10. Michael Atunrase	UD	SR	11	DL	25	18	43	3.9	4.0
11. Chris Burnette	ODU	JR	13	DT	20	29	49	3.8	3.5
Michael Cole	UM	SO	13	DL	27	22	49	3.8	11.0
Kevin Phanor	UM	SR	13	DL	20	29	49	3.8	1.0
14. James Jenkins	UNH	SR	12	DE	25	20	45	3.8	3.5
15. D.J. Bryant	JMU	SR	13	DE	26	22	48	3.7	6.5

TACKLES (LB's)	Team	Cl	G	Pos	Solo	Ast	Total	Avg/G	Sack
1. Matt Evans	UNH	JR	12	LB	86	79	165	13.8	2.0
2. Darius McMillan	UR	JR	11	LB	40	93	133	12.1	0.5
3. Tyler Holmes	UMASS	SR	11	LB	45	73	118	10.7	2.0
4. Perry McIntyre	UMASS	JR	11	LB	35	80	115	10.5	6.0
5. Jabrel Mines	WM	JR	11	LB	56	53	109	9.9	4.5
6. Dave Zocco	URI	SO	11	LB	71	28	99	9.0	4.0
7. Paul Worrilow	UD	JR	11	LB	55	42	97	8.8	1.0
8. Stephon Robertson	JMU	SO	13	LB	57	56	113	8.7	2.0
9. Danzel White	TU	JR	9	LB	30	47	77	8.6	1.0
10. Craig Wilkins	ODU	JR	13	LB	58	53	111	8.5	3.5
11. Dillon Lucas	VU	FR	11	LB	46	46	92	8.4	2.0
12. Derek Mayo	UR	JR	11	LB	23	64	87	7.9	0.5
13. Jake Trantin	WM	SR	11	LB	40	44	84	7.6	1.5
14. Alan Buzbee	UNH	JR	12	LB	41	47	88	7.3	1.0
15. Vinson Givans	UM	SR	13	LB	45	49	94	7.2	0.0

TACKLES (DB's)	Team	Cl	G	Pos	Solo	Ast	Total	Avg/G	Sack
1. Chris Beranger	UNH	SO	12	DB	72	70	142	11.8	1.0
2. Jordan Dangerfield	TU	JR	10	DB	57	36	93	9.3	0.0
3. Colin Pehanick	UR	SR	11	DB	40	52	92	8.4	2.0
4. Ronnie Akins	VU	JR	11	DB	52	37	89	8.1	1.0
5. Jerron McMillian	UM	SR	13	DB	61	31	92	7.1	3.5
6. Darrell Dulany	URI	SR	11	DB	40	31	71	6.5	0.0
7. Trevor Coston	UM	SR	13	DB	50	33	83	6.4	0.0
8. Manny Asam	UNH	SO	12	DB	46	29	75	6.2	1.0
9. Craig James	VU	SO	10	DB	40	22	62	6.2	0.0
10. Eric Loper	VU	JR	11	DB	37	31	68	6.2	1.0
Darren Thellen	UMASS	JR	11	DB	33	35	68	6.2	0.0
Brian Thompson	WM	JR	11	DB	49	19	68	6.2	1.0
13. James Pitts	VU	SR	10	DB	41	19	60	6.0	0.0
14. Joe Sarnese	VU	FR	11	DB	41	21	62	5.6	0.0
15. Evan Shields	URI	SR	11	CB	45	16	61	5.5	0.0

TACKLES (Other positions)	Team	Cl	G	Solo	Ast	Total	Avg/G	Sack
1. Michael Okunfolami	URI	SR	11	26	10	36	3.3	2.0
2. Ryan Smith	JMU	JR	10	21	11	32	3.2	0.0
3. Chris Cordivari	UD	FR	9	11	11	22	2.4	0.5
4. Nick Mayers	ODU	JR	12	7	7	14	1.2	0.0
5. Chris Setian	UNH	SO	12	9	2	11	0.9	0.0
6. Alex Blake	TU	JR	12	9	1	10	0.8	0.0
7. Corey Olsen	UD	SO	11	8	0	8	0.7	0.0
8. David Hood	UM	FR	12	5	3	8	0.7	0.0
9. Keith McBride	WM	FR	10	4	2	6	0.6	0.0
10. James Lizotte	UMASS	SO	10	1	4	5	0.5	0.0
11. Wil Kamin	UR	JR	10	2	2	4	0.4	0.0
12. Blair Roberts	ODU	FR	11	2	2	4	0.4	0.0
Sean Baner	UD	SO	11	2	2	4	0.4	0.0
Ben Edwards	UR	SO	11	3	1	4	0.4	0.0
Joey Brady	WM	SR	11	1	3	4	0.4	0.0

2012 CAA Football Preview - 2011 Team Statistics

CAAFootball.com | @The_CAAFootball | #CAAFB | CAAFootballblog.com | facebook.com/CAAFootball | youtube.com/CAAFootball

SCORING OFFENSE	G	TD	XP	2XP	DXP	FG	Saf	Pts	Avg
1. Old Dominion (5)	13	62	57	2	0	14	1	477	36.7
2. Towson (12)	12	57	53	1	0	7	0	418	34.8
3. New Hampshire (19)	12	49	40	5	1	16	0	394	32.8
4. Maine (36)	13	51	41	3	2	8	0	381	29.3
5. Delaware (56)	11	34	29	3	0	15	0	284	25.8
6. Massachusetts (62)	11	37	29	0	0	8	1	277	25.2
7. Richmond (83)	11	31	21	3	0	11	0	246	22.4
8. James Madison (84)	13	35	34	0	0	15	0	289	22.2
9. Rhode Island (85)	11	32	26	2	0	7	0	243	22.1
10. William and Mary (106)	11	25	20	1	0	10	0	202	18.4
11. Villanova (111)	11	23	19	0	0	10	1	189	17.2

SCORING DEFENSE	G	TD	XP	2XP	DXP	FG	Saf	Pts	Avg
1. James Madison (16)	13	31	26	2	0	13	0	255	19.6
2. Delaware (19)	11	27	23	1	0	11	0	220	20.0
3. William and Mary (31)	11	29	26	1	0	14	0	244	22.2
4. Maine (42)	13	43	28	3	0	6	0	310	23.8
5. Towson (56)	12	40	37	2	1	9	1	312	26.0
6. Richmond (62)	11	38	34	1	1	9	1	295	26.8
7. Old Dominion (72)	13	46	34	6	0	13	0	361	27.8
8. Massachusetts (74)	11	40	31	2	0	10	1	307	27.9
9. Rhode Island (79)	11	42	35	2	0	7	0	312	28.4
10. Villanova (90)	11	42	35	2	0	15	0	336	30.5
11. New Hampshire (95)	12	48	36	2	0	17	0	379	31.6

PASS OFFENSE	G	Att	Cmp	Int	Pct.	Yds	Avg	TD	Yds/G
1. New Hampshire (16)	12	389	266	16	68.4	3296	8.5	22	274.7
2. Old Dominion (18)	13	474	316	7	66.7	3522	7.4	33	270.9
3. Richmond (24)	11	410	256	14	62.4	2822	6.9	17	256.5
4. Maine (28)	13	428	271	14	63.3	3122	7.3	22	240.2
5. Massachusetts (40)	11	382	221	13	57.9	2560	6.7	13	232.7
6. Towson (61)	12	281	187	10	66.5	2413	8.6	17	201.1
7. Rhode Island (66)	11	308	173	19	56.2	2075	6.7	17	188.6
8. Delaware (77)	11	318	197	11	61.9	1973	6.2	11	179.4
9. William and Mary (93)	11	276	152	13	55.1	1854	6.7	12	168.5
10. Villanova (101)	11	298	163	15	54.7	1725	5.8	12	156.8
11. James Madison (114)	13	226	135	6	59.7	1640	7.3	9	126.2

PASS DEFENSE	G	Att	Cmp	Int	Pct.	Yds	Avg	TD	Yds/G
1. Maine (31)	13	392	226	19	57.7	2478	6.3	16	190.6
2. James Madison (32)	13	379	231	14	60.9	2509	6.6	13	193.0
3. Richmond (36)	11	324	198	6	61.1	2140	6.6	11	194.5
4. Delaware (40)	11	355	193	18	54.4	2166	6.1	9	196.9
5. William and Mary (55)	11	330	216	11	65.5	2244	6.8	13	204.0
6. Massachusetts (63)	11	338	188	13	55.6	2298	6.8	20	208.9
7. Rhode Island (70)	11	316	208	8	65.8	2328	7.4	19	211.6
8. Towson (94)	12	382	253	13	66.2	2726	7.1	17	227.2
9. Villanova (99)	11	293	192	8	65.5	2581	8.8	15	234.6
10. Old Dominion (104)	13	465	277	15	59.6	3151	6.8	21	242.4
11. New Hampshire (105)	12	418	277	20	66.3	2960	7.1	24	246.7

KICKOFF RETURNS	G	Ret	Yds	TD	Avg
1. Delaware (11)	11	42	997	1	23.7
2. Towson (16)	12	55	1283	1	23.3
3. Villanova (31)	11	62	1372	0	22.1
4. Rhode Island (35)	11	53	1142	0	21.5
5. William and Mary (37)	11	44	946	0	21.5
6. New Hampshire (44)	12	69	1465	0	21.2
7. Richmond (56)	11	48	995	0	20.7
8. Massachusetts (76)	11	54	1061	2	19.6
9. James Madison (86)	13	44	842	0	19.1
10. Old Dominion (101)	13	63	1154	0	18.3
11. Maine (117)	13	46	776	1	16.9

PUNTING	G	No.	Yards	Avg/P	PR	Avg	TBg	Net/P
1. Villanova (6)	11	55	2352	42.8	211	3.8	2	38.2
2. Old Dominion (9)	13	63	2803	44.5	292	4.6	8	37.3
3. Delaware (34)	11	47	1845	39.3	103	2.2	3	35.8
4. New Hampshire (43)	12	40	1532	38.3	56	1.4	3	35.4
5. James Madison (44)	13	67	2687	40.1	199	3.0	6	35.3
6. William and Mary (47)	11	43	1712	39.8	124	2.9	4	35.1
7. Towson (84)	12	31	1107	35.7	34	1.1	1	34.0
8. Massachusetts (79)	11	50	1863	37.3	72	1.4	5	33.8
9. Richmond (63)	11	41	1572	38.3	166	4.0	1	33.8
10. Maine (69)	13	64	2325	36.3	80	1.2	5	33.5
11. Rhode Island (108)	11	51	1777	34.8	144	2.8	2	31.2

TURNOVER MARGIN	G	--- Gained ---			--- Lost ---			Mar	Per/G
		Fum	Int	Tot	Fum	Int	Tot		
1. Old Dominion (12)	13	13	15	28	8	7	15	+13	1.00
2. Maine (25)	13	11	19	30	7	14	21	+9	0.69
3. Towson (26)	12	12	13	25	7	10	17	+8	0.67
4. Delaware (27)	11	9	18	27	9	11	20	+7	0.64
5. James Madison (40)	13	4	14	18	8	6	14	+4	0.31
6. New Hampshire (64)	12	8	20	28	14	16	30	-2	-0.17
7. William and Mary (79)	11	4	11	15	6	13	19	-4	-0.36
8. Massachusetts (84)	11	8	13	21	13	13	26	-5	-0.45
9. Villanova (97)	11	10	8	18	11	15	26	-8	-0.73
10. Richmond (104)	11	9	6	15	12	14	26	-11	-1.00
11. Rhode Island (109)	11	8	8	16	9	19	28	-12	-1.09

RUSHING OFFENSE	G	Att	Yds	Avg	TD	Yds/G
1. Towson (11)	12	521	2759	5.3	38	229.9
2. James Madison (12)	13	616	2893	4.7	25	222.5
3. Old Dominion (38)	13	490	2186	4.5	26	168.2
4. William and Mary (45)	11	434	1829	4.2	13	166.3
5. Delaware (47)	11	477	1821	3.8	19	165.5
6. New Hampshire (57)	12	436	1837	4.2	23	153.1
7. Rhode Island (59)	11	425	1653	3.9	15	150.3
8. Villanova (73)	11	402	1522	3.8	9	138.4
9. Maine (76)	13	444	1731	3.9	24	133.2
10. Massachusetts (81)	11	404	1401	3.5	19	127.4
11. Richmond (113)	11	327	845	2.6	12	76.8

RUSHING DEFENSE	G	Rushes	Yards	Avg.	TD	Yds/G
1. James Madison (13)	13	417	1388	3.3	18	106.8
2. Towson (40)	12	419	1709	4.1	22	142.4
3. Old Dominion (43)	13	512	1868	3.6	23	143.7
4. William and Mary (49)	11	401	1616	4.0	16	146.9
5. Rhode Island (51)	11	405	1620	4.0	21	147.3
6. Delaware (53)	11	345	1626	4.7	17	147.8
7. Massachusetts (66)	11	444	1722	3.9	15	156.5
8. Maine (72)	13	539	2104	3.9	26	161.8
9. Villanova (86)	11	460	1899	4.1	26	172.6
10. Richmond (88)	11	421	1920	4.6	25	174.5
11. New Hampshire (94)	12	479	2179	4.5	22	181.6

TOTAL OFFENSE	G	Rush	Pass	Plays	Yards	Avg/P	TD	Yds/G
1. Old Dominion (10)	13	2186	3522	964	5708	5.9	59	439.1
2. Towson (16)	12	2759	2413	802	5172	6.4	55	431.0
3. New Hampshire (18)	12	1837	3296	825	5133	6.2	45	427.8
4. Maine (50)	13	1731	3122	872	4853	5.6	46	373.3
5. Massachusetts (58)	11	1401	2560	786	3961	5.0	32	360.1
6. James Madison (67)	13	2893	1640	842	4533	5.4	34	348.7
7. Delaware (69)	11	1821	1973	795	3794	4.8	30	344.9
8. Rhode Island (76)	11	1653	2075	733	3728	5.1	32	338.9
9. William and Mary (78)	11	1829	1854	710	3683	5.2	25	334.8
10. Richmond (82)	11	845	2822	737	3667	5.0	29	333.4
11. Villanova (106)	11	1522	1725	700	3247	4.6	21	295.2

NCAA FCS ranking in parentheses



2012 CAA Football Preview - 2011 Team Statistics

CAAFootball.com | @The_CAAFootball / #CAAFB | CAAFootballblog.com | facebook.com/CAAFootball | youtube.com/CAAFootball

TOTAL DEFENSE									OPPONENT 1ST DOWNS					
	G	Rush	Pass	Plys	Yards	Avg	TD	Yds/G	G	Rush	Pass	Pen	Total	
1. James Madison (11)	13	1388	2509	796	3897	4.9	31	299.8	1. Delaware	11	74	98	14	186
2. Delaware (37)	11	1626	2166	700	3792	5.4	26	344.7	2. Rhode Island	11	85	101	15	201
3. William and Mary (41)	11	1616	2244	731	3860	5.3	29	350.9	3. James Madison	13	71	125	14	210
4. Maine (51)	13	2104	2478	931	4582	4.9	42	352.5	4. William and Mary	11	101	104	7	212
5. Rhode Island (60)	11	1620	2328	721	3948	5.5	40	358.9	5. Massachusetts	11	100	102	17	219
6. Massachusetts (64)	11	1722	2298	782	4020	5.1	35	365.5	6. Villanova	11	95	111	19	225
7. Richmond (69)	11	1920	2140	745	4060	5.4	36	369.1	Richmond	11	101	114	10	225
8. Towson (70)	12	1709	2726	801	4435	5.5	39	369.6	8. Maine	13	108	122	17	247
9. Old Dominion (81)	13	1868	3151	977	5019	5.1	44	386.1	9. Towson	12	97	139	12	248
10. Villanova (96)	11	1899	2581	753	4480	5.9	41	407.3	10. Old Dominion	13	109	145	23	277
11. New Hampshire (105)	12	2179	2960	897	5139	5.7	46	428.2	11. New Hampshire	12	127	141	15	283

PUNT RETURN AVG						SACKS BY			
	G	Ret	Yds	TD	Avg	G	Sacks	Yards	
1. New Hampshire (32)	12	13	138	1	10.6	1. James Madison	13	39	264
2. Old Dominion (37)	13	24	246	2	10.2	2. Old Dominion	13	36	239
3. Richmond (42)	11	17	167	1	9.8	3. Maine	13	33	223
4. Maine (47)	13	24	221	1	9.2	4. Rhode Island	11	24	132
5. Delaware (55)	11	19	164	0	8.6	Massachusetts	11	24	165
6. Rhode Island (72)	11	14	109	0	7.8	6. New Hampshire	12	23	142
7. Massachusetts (74)	11	16	124	0	7.8	7. Towson	12	21	146
8. James Madison (75)	13	33	250	0	7.6	8. William and Mary	11	19	132
9. Towson (103)	12	11	58	0	5.3	Villanova	11	19	137
10. William and Mary (105)	11	10	49	0	4.9	10. Delaware	11	14	84
11. Villanova (106)	11	14	68	0	4.9	11. Richmond	11	12	90

PASS EFFICIENCY									PENALTIES				
	G	Att	Cmp	Pct	Int	Yds	TD	Effic	G	No	Yds	Avg/G	
1. Towson (8)	12	281	187	66.5	10	2413	17	151.5	1. William and Mary	11	40	330	30.0
2. New Hampshire (10)	12	389	266	68.4	16	3296	22	150.0	2. Richmond	11	47	421	38.3
3. Old Dominion (12)	13	474	316	66.7	7	3522	33	149.1	3. Maine	13	65	560	43.1
4. Maine (40)	13	428	271	63.3	14	3122	22	135.0	4. Villanova	11	60	493	44.8
5. James Madison (52)	13	226	135	59.7	6	1640	9	128.5	5. James Madison	13	66	586	45.1
6. Richmond (56)	11	410	256	62.4	14	2822	17	127.1	6. Delaware	11	58	496	45.1
7. Rhode Island (73)	11	308	173	56.2	19	2075	17	118.6	7. New Hampshire	12	66	582	48.5
8. Massachusetts (75)	11	382	221	57.9	13	2560	13	118.6	8. Rhode Island	11	60	576	52.4
9. Delaware (76)	11	318	197	61.9	11	1973	11	118.6	9. Towson	12	70	629	52.4
10. William and Mary (82)	11	276	152	55.1	13	1854	12	116.4	10. Old Dominion	13	83	773	59.5
11. Villanova (105)	11	298	163	54.7	15	1725	12	106.5	11. Massachusetts	11	68	665	60.5

PASS DEF EFFICIENCY									OPPONENT PENALTIES				
	G	Att	Cmp	Int	Pct.	Yds	TD	Effic	G	No	Yds	Avg/G	
1. Delaware (8)	11	355	193	18	54.4	2166	9	103.8	1. Rhode Island	11	78	730	66.4
2. Maine (25)	13	392	226	19	57.7	2478	16	114.5	2. Old Dominion	13	85	696	53.5
3. James Madison (40)	13	379	231	14	60.9	2509	13	120.5	3. New Hampshire	12	68	605	50.4
4. Richmond(51)	11	324	198	6	61.1	2140	11	124.1	4. William and Mary	11	54	542	49.3
5. Massachusetts (54)	11	338	188	13	55.6	2298	20	124.6	5. Delaware	11	54	492	44.7
6. Old Dominion (55)	13	465	277	15	59.6	3151	21	124.9	6. Richmond	11	59	489	44.5
7. William and Mary (62)	11	330	216	11	65.5	2244	13	128.9	7. Massachusetts	11	49	465	42.3
8. Towson (74)	12	382	253	13	66.2	2726	17	134.1	8. James Madison	13	61	521	40.1
9. New Hampshire (77)	12	418	277	20	66.3	2960	24	135.1	9. Villanova	11	49	440	40.0
10. Rhode Island (101)	11	316	208	8	65.8	2328	19	142.5	10. Maine	13	62	508	39.1
11. Villanova (112)	11	293	192	8	65.5	2581	15	151.0	11. Towson	12	53	371	30.9

FIRST DOWNS						4TH-DN CONVERSIONS				
	G	Rush	Pass	Pen	Total	G	Conv	Att	Pct	
1. Old Dominion	13	102	170	21	293	1. Old Dominion	13	19	31	61.3
2. New Hampshire	12	112	137	16	265	2. Maine	13	12	20	60.0
3. Towson	12	142	106	8	256	Towson	12	15	25	60.0
4. Maine	13	93	145	11	249	4. Richmond	11	14	28	50.0
5. James Madison	13	139	78	14	231	Rhode Island	11	11	22	50.0
6. Delaware	11	113	96	15	224	Delaware	11	9	18	50.0
7. Massachusetts	11	71	137	12	220	7. James Madison	13	10	22	45.5
8. Richmond	11	56	140	12	208	8. Massachusetts	11	12	28	42.9
9. Rhode Island	11	83	99	17	199	9. William and Mary	11	8	19	42.1
10. William and Mary	11	95	87	14	196	10. New Hampshire	12	4	10	40.0
11. Villanova	11	92	76	15	183	11. Villanova	11	6	17	35.3

NCAA FCS ranking in parentheses



2012 CAA Football Preview - 2011 Team Statistics

CAAFootball.com | @The_CAAFootball / #CAAFB | CAAFootballblog.com | facebook.com/CAAFootball | youtube.com/CAAFootball

OPP 4TH-DN CONVERSIONS	G	Conv	Att	Pct
1. James Madison	13	6	16	37.5
2. Richmond	11	8	20	40.0
3. Maine	13	11	26	42.3
4. Towson	12	12	26	46.2
5. Massachusetts	11	11	22	50.0
6. Old Dominion	13	16	31	51.6
7. William and Mary	11	13	23	56.5
8. Delaware	11	12	21	57.1
9. Rhode Island	11	12	20	60.0
10. Villanova	11	16	23	69.6
11. New Hampshire	12	16	23	69.6

SACKS AGAINST	G	Sacks	Yards
1. Rhode Island	11	18	114
2. William and Mary	11	19	107
3. Maine	13	20	138
4. Delaware	11	20	143
5. Old Dominion	13	21	149
6. Massachusetts	11	21	141
7. Towson	12	23	132
8. Richmond	11	32	208
9. James Madison	13	32	183
10. New Hampshire	12	33	210
11. Villanova	11	36	252

RED ZONE OFFENSE	G	RedZone	Percent	TDs	R/P	FG-AT	F/I/D/O
1. Old Dominion	13	50-57	87.7	42	22/20	8-9	3/0/1/2
2. Towson	12	43-51	84.3	38	30/8	5-6	0/3/2/2
3. Richmond	11	34-41	82.9	24	11/13	10-14	0/2/1/0
4. New Hampshire	12	48-58	82.8	33	21/12	15-18	3/1/2/1
5. Delaware	11	31-38	81.6	21	16/5	10-13	1/1/1/1
6. James Madison	13	33-41	80.5	20	17/3	13-15	1/2/2/1
7. Massachusetts	11	36-46	78.3	28	18/10	8-12	1/1/4/0
8. Maine	13	38-49	77.6	31	18/13	7-12	1/0/3/2
9. Rhode Island	11	24-31	77.4	21	11/10	3-5	2/0/3/0
10. William and Mary	11	26-35	74.3	17	8/9	9-11	2/3/2/0
11. Villanova	11	23-36	63.9	14	6/8	9-12	2/2/6/0

FIELD GOALS	G	Made	Att	Pct
1. Towson	12	7	8	.875
2. New Hampshire	12	16	19	.842
3. James Madison	13	15	19	.789
4. Delaware	11	15	21	.714
5. William and Mary	11	10	14	.714
6. Richmond	11	11	16	.688
7. Old Dominion	13	14	21	.667
8. Villanova	11	10	15	.667
9. Rhode Island	11	7	12	.583
10. Maine	13	8	14	.571
11. Massachusetts	11	8	14	.571

RED ZONE DEFENSE	G	RedZone	Percent	TDs	R/P	FG-AT	F/I/D/O
1. Richmond	11	33-46	71.7	27	21/6	6-9	2/0/4/4
2. Maine	13	41-53	77.4	36	25/11	5-10	3/1/3/0
3. Towson	12	42-54	77.8	33	20/13	9-14	2/1/3/1
4. Old Dominion	13	45-56	80.4	36	19/17	9-13	2/2/3/0
5. James Madison	13	33-41	80.5	24	17/7	9-10	1/2/4/0
6. Rhode Island	11	34-42	81.0	28	16/12	6-8	1/1/2/2
7. Delaware	11	24-29	82.8	17	11/6	7-8	1/3/0/0
8. Massachusetts	11	31-37	83.8	24	14/10	7-10	0/0/2/1
9. William and Mary	11	34-40	85.0	22	15/7	12-14	0/1/2/1
10. New Hampshire	12	42-49	85.7	31	16/15	11-12	1/3/2/0
11. Villanova	11	40-45	88.9	25	19/6	15-16	2/2/0/0

PAT KICKING	G	Made	Att	Pct
1. Delaware	11	29	29	1.000
2. James Madison	13	34	35	.971
3. Old Dominion	13	57	59	.966
4. Towson	12	53	56	.946
5. Maine	13	41	44	.932
6. New Hampshire	12	40	43	.930
7. William and Mary	11	20	22	.909
8. Villanova	11	19	21	.905
9. Rhode Island	11	26	29	.897
10. Massachusetts	11	29	34	.853
11. Richmond	11	21	26	.808

3RD-DN CONVERSIONS	G	Conv	Att	Pct
1. Towson	12	80	152	52.6
2. New Hampshire	12	74	151	49.0
3. Delaware	11	76	173	43.9
4. William and Mary	11	64	149	43.0
5. Old Dominion	13	78	193	40.4
6. Richmond	11	60	152	39.5
7. Rhode Island	11	59	153	38.6
8. Maine	13	67	177	37.9
9. Villanova	11	57	152	37.5
10. James Madison	13	66	179	36.9
11. Massachusetts	11	60	164	36.6

TIME OF POSSESSION	G	Total Time	Avg/G
1. Delaware	11	358:45	32:36
2. James Madison	13	421:20	32:24
3. Towson	12	375:01	31:15
4. Richmond	11	339:12	30:50
5. Rhode Island	11	331:47	30:09
6. Maine	13	389:02	29:55
7. William and Mary	11	328:35	29:52
8. Massachusetts	11	322:14	29:17
9. Villanova	11	316:05	28:44
10. Old Dominion	13	360:04	27:41
11. New Hampshire	12	322:32	26:52

OPP 3RD-DN CONVERSIONS	G	Conv	Att	Pct
1. Delaware	11	43	145	29.7
2. Rhode Island	11	55	154	35.7
3. James Madison	13	66	170	38.8
4. Old Dominion	13	81	204	39.7
5. Maine	13	76	186	40.9
6. Richmond	11	59	143	41.3
7. Massachusetts	11	70	168	41.7
8. William and Mary	11	66	153	43.1
9. Villanova	11	71	161	44.1
10. Towson	12	66	148	44.6
11. New Hampshire	12	86	184	46.7

KICKOFF COVERAGE	G	No.	Yds	Avg	Retn	TB	NetAvg
1. Delaware	11	59	3586	60.8	1096	2	41.5
2. Villanova	11	43	2543	59.1	697	5	40.6
3. Massachusetts	11	55	3207	58.3	903	4	40.4
4. William and Mary	11	44	2681	60.9	876	2	40.1
5. Old Dominion	13	84	4966	59.1	1638	3	38.9
6. New Hampshire	12	74	4311	58.3	1439	1	38.5
7. Rhode Island	11	51	2920	57.3	844	6	38.4
8. James Madison	13	59	3316	56.2	978	4	38.3
9. Maine	13	69	3582	51.9	931	6	36.7
10. Towson	12	75	4319	57.6	1555	2	36.3
11. Richmond	11	53	2960	55.8	1027	1	36.1

NCAA FCS ranking in parentheses

2011
Champion: Towson

	Conference	Overall	Pct.
Towson*	7-1	9-3	.750
Old Dominion*	6-2	10-3	.769
Maine*	6-2	9-4	.692
New Hampshire*	6-2	8-4	.667
James Madison*	5-3	8-5	.615
Delaware	5-3	7-4	.636
William and Mary	3-5	5-6	.455
Rhode Island	2-6	3-8	.273
Villanova	1-7	2-9	.182
Richmond	0-8	3-8	.273
Massachusetts	0-0%	5-6	.455

%-official conference record of 0-0 due to 2012 FBS move; announced prior to 2011

2010
Champions: Delaware, William and Mary

	Conference	Overall	Pct.
Delaware*§!	6-2	12-3	.800
William and Mary*	6-2	8-4	.667
Villanova*§	5-3	9-5	.643
New Hampshire*	5-3	8-5	.615
Richmond	4-4	6-5	.545
Massachusetts	4-4	6-5	.545
Rhode Island	4-4	5-6	.455
James Madison	3-5	6-5	.545
Maine	3-5	4-7	.364
Towson	0-8	1-10	.091

2009
Champions: Richmond, Villanova

	Conference	Overall	Pct.
North Division			
New Hampshire*	6-2	10-3	.769
Maine	4-4	5-6	.455
Hofstra	3-5	5-6	.455
Massachusetts	3-5	5-6	.455
Northeastern	3-5	3-8	.273
Rhode Island	0-8	1-10	.091
South Division			
Villanova*§!#	7-1	14-1	.933
Richmond*	7-1	11-2	.846
William and Mary*§	6-2	11-3	.786
Delaware	4-4	6-5	.545
James Madison	4-4	6-5	.545
Towson	1-7	2-9	.182

2008
Champions: James Madison

	Conference	Overall	Pct.
North Division			
New Hampshire*	6-2	10-3	.769
Maine*	5-3	8-5	.615
Massachusetts	4-4	7-5	.583
Hofstra	2-6	4-8	.333
Rhode Island	1-7	3-9	.250
Northeastern	1-7	2-10	.167
South Division			
James Madison*§	8-0	12-2	.857
Villanova*	7-1	10-3	.769
Richmond*§!#	6-2	13-3	.812
William and Mary	5-3	7-4	.636
Delaware	2-6	4-8	.333
Towson	1-7	3-9	.250

2007
Champions: Massachusetts, Richmond

	Conference	Overall	Pct.
North Division			
Massachusetts*	7-1	10-3	.769
Hofstra	4-4	7-4	.636
New Hampshire*	4-4	7-5	.636
Maine	3-5	4-7	.364
Northeastern	2-6	3-8	.273
Rhode Island	2-6	3-8	.273
South Division			
Richmond*§	7-1	11-3	.786
James Madison*	6-2	8-4	.667
Delaware*§!	5-3	11-4	.733
Villanova	5-3	7-4	.636
William and Mary	2-6	4-7	.364
Towson	1-7	3-8	.273

2006
Champion: Massachusetts

	Conference	Overall	Pct.
North Division			
Massachusetts*§!	8-0	13-2	.867
New Hampshire*	5-3	9-4	.692
Maine	5-3	6-5	.545
Northeastern	4-4	5-6	.455
Rhode Island	2-6	4-7	.364
Hofstra	1-7	2-9	.182
South Division			
James Madison*	7-1	9-3	.750
Villanova	5-3	6-5	.545
Towson	4-4	7-4	.636
Richmond	3-5	6-5	.545
Delaware	3-5	5-6	.455
William and Mary	1-7	3-8	.273

2005
Champions: New Hampshire, Richmond

	Conference	Overall	Pct.
North Division			
New Hampshire*	7-1	11-2	.846
Massachusetts	6-2	7-4	.636
Hofstra	5-3	7-4	.636
Maine	3-5	5-6	.455
Northeastern	2-6	2-9	.182
Rhode Island	2-6	4-7	.364
South Division			
Richmond*	7-1	9-4	.750
James Madison	5-3	7-4	.636
Delaware	3-5	6-5	.545
Towson	3-5	6-5	.545
William and Mary	3-5	5-6	.455
Villanova	2-6	4-7	.364

2004
Champions: Delaware, James Madison, William and Mary

	Conference	Overall	Pct.
North Division			
New Hampshire*	6-2	10-3	.768
Massachusetts	4-4	6-5	.545
Northeastern	4-4	5-6	.455
Hofstra	3-5	5-6	.455
Maine	3-5	5-6	.455
Rhode Island	2-6	4-7	.364
South Division			
William and Mary*§	7-1	11-3	.786
Delaware*	7-1	9-4	.692
James Madison*§!#	7-1	13-2	.867
Villanova	3-5	6-5	.545
Richmond	2-6	3-8	.273
Towson	0-8	3-8	.273

2003
Champions: Delaware, Massachusetts

	Conference	Overall	Pct.
Delaware*§!#	8-1	15-1	.938
Massachusetts*	8-1	10-3	.769
Northeastern	6-3	8-4	.667
Maine	5-4	7-5	.583
Villanova	5-4	7-4	.636
William and Mary	4-4	5-5	.500
James Madison	4-5	6-6	.500
New Hampshire	3-6	5-7	.417
Rhode Island	3-6	4-8	.333
Hofstra	2-7	2-10	.167
Richmond	1-8	1-10	.182

2002
Champions: Maine, Northeastern

	Conference	Overall	Pct.
Maine*	7-2	11-3	.786
Northeastern*	7-2	10-3	.769
Villanova*§	6-3	11-4	.733
Massachusetts	6-3	8-4	.667
William and Mary	5-4	6-5	.545
Delaware	4-5	6-6	.500
Hofstra	4-5	6-6	.500
Richmond	4-5	4-7	.364
James Madison	3-6	5-7	.417
New Hampshire	2-7	3-8	.273
Rhode Island	1-8	3-9	.250

2001
Champions: Hofstra, Maine, Villanova William and Mary

	Conference	Overall	Pct.
Hofstra*	7-2	9-3	.750
Maine*	7-2	9-3	.750
Villanova	7-2	8-3	.727
William and Mary*	7-2	8-4	.667
Rhode Island	6-3	8-3	.727
Delaware	4-5	4-6	.400
Northeastern	4-5	5-6	.455
Massachusetts	3-6	3-8	.273
Richmond	3-6	3-8	.273
New Hampshire	2-7	4-7	.364
James Madison	0-9	2-9	.182

2000
Champions: Delaware, Richmond

	Conference	Overall	Pct.
Delaware*§	7-1	12-2	.857
Richmond*	7-1	10-3	.769
Massachusetts	5-3	7-4	.636
James Madison	4-4	6-5	.545
New Hampshire	4-4	6-5	.545
William and Mary	4-4	5-6	.455
Maine	3-5	5-6	.455
Villanova	3-5	5-6	.455
Rhode Island	2-6	3-8	.273
Northeastern	1-7	4-7	.364

1999
Champions: James Madison, Massachusetts

	Conference	Overall	Pct.
James Madison*	7-1	8-4	.667
Massachusetts*	7-1	9-4	.692
Villanova	6-2	7-4	.636
Delaware	5-3	7-4	.636
William and Mary	5-3	6-5	.545
Connecticut	3-5	4-7	.364
Maine	3-5	4-7	.364
New Hampshire	3-5	5-6	.455
Richmond	3-5	5-6	.455
Northeastern	1-7	2-9	.222
Rhode Island	1-7	1-10	.091

* - NCAA Playoff Participant | § - NCAA Playoff Semifinalist
 ! - NCAA Playoff Finalist | # - NCAA Champion

1998
Champion: Richmond

<i>New England Division</i>	<i>Conference</i>	<i>Overall</i>	<i>Pct.</i>
Connecticut*	6-2	10-3	.769
Massachusetts*\$!#	6-2	12-3	.800
Maine	3-5	6-5	.546
New Hampshire	3-5	4-7	.364
Rhode Island	2-6	3-8	.273

Mid-Atlantic Division

Richmond*	7-1	9-3	.750
Delaware	4-4	7-4	.636
Villanova	4-4	6-5	.546
William and Mary	4-4	7-4	.636
Northeastern	3-5	5-6	.454
James Madison	2-6	3-8	.273

1997
Champion: Villanova

<i>New England Division</i>	<i>Conference</i>	<i>Overall</i>	<i>Pct.</i>
New Hampshire	5-3	5-6	.454
Connecticut	4-4	7-4	.636
Maine	4-4	5-6	.454
Rhode Island	2-6	2-9	.182
Boston University	1-7	1-10	.090
Massachusetts	1-7	2-9	.182

Mid-Atlantic Division

Villanova*	8-0	12-1	.923
Delaware*\$	7-1	12-2	.857
Northeastern	5-3	8-3	.727
Richmond	4-4	6-5	.545
William and Mary	4-4	7-4	.636
James Madison	3-5	5-6	.454

1996
Champion: William and Mary

<i>New England Division</i>	<i>Conference</i>	<i>Overall</i>	<i>Pct.</i>
New Hampshire	6-2	8-3	.727
Maine	5-3	7-4	.636
Massachusetts	4-4	6-5	.545
Connecticut	3-5	5-6	.454
Rhode Island	2-6	4-7	.364
Boston University	0-8	1-10	.091

Mid-Atlantic Division

William and Mary*	7-1	10-3	.769
Villanova*	6-2	8-4	.667
Delaware*	6-2	8-4	.667
James Madison	5-3	7-4	.636
Northeastern	3-5	6-5	.545
Richmond	1-7	2-9	.182

1995
Champion: Delaware

<i>New England Division</i>	<i>Conference</i>	<i>Overall</i>	<i>Pct.</i>
Rhode Island	6-2-0	7-4-0	.636
Connecticut	5-3-0	8-3-0	.727
New Hampshire	4-4-0	6-5-0	.545
Massachusetts	3-5-0	6-5-0	.545
Boston University	1-7-0	3-8-0	.273
Maine	1-7-0	3-8-0	.273

Mid-Atlantic Division

Delaware*	8-0-0	11-2-0	.846
James Madison*	6-2-0	8-4-0	.667
William and Mary	5-3-0	7-4-0	.636
Richmond	5-3-0	7-3-1	.682
Villanova	2-6-0	3-8-0	.273
Northeastern	2-6-0	4-7-0	.364

1994
Champion: New Hampshire

<i>New England Division</i>	<i>Conference</i>	<i>Overall</i>	<i>Pct.</i>
New Hampshire*	8-0-0	10-2-0	.833
Boston University*	6-2-0	9-3-0	.750
Connecticut	4-4-0	4-7-0	.364
Massachusetts	4-4-0	5-6-0	.455
Rhode Island	2-6-0	2-9-0	.182
Maine	2-6-0	3-8-0	.273

Mid-Atlantic Division

James Madison*	6-2-0	10-3-0	.769
William and Mary	6-2-0	8-3-0	.727
Delaware	5-3-0	7-3-1	.682
Villanova	2-6-0	5-6-0	.455
Northeastern	2-6-0	2-9-0	.181
Richmond	1-7-0	3-8-0	.273

1993
Champion: Boston University

<i>New England Division</i>	<i>Conference</i>	<i>Overall</i>	<i>Pct.</i>
Boston University*	8-0-0	12-1-0	.923
Massachusetts	6-2-0	9-2-0	.818
Connecticut	5-3-0	6-5-0	.545
New Hampshire	4-4-0	6-5-0	.545
Rhode Island	2-6-0	4-7-0	.364
Maine%	0-8-0%	0-11-0%	.000%

Mid-Atlantic Division

William and Mary*	7-1-0	9-3-0	.750
Delaware*	6-2-0	9-4-0	.692
James Madison	4-4-0	6-5-0	.545
Richmond	3-5-0	5-6-0	.455
Northeastern	2-6-0	2-9-0	.181
Villanova	1-7-0	3-8-0	.273

% - forfeited two Conference wins, three overall

1992
Champion: Delaware

<i>New England Division</i>	<i>Conference</i>	<i>Overall</i>	<i>Pct.</i>
Delaware*\$	7-1-0	11-3-0	.786
Villanova*	6-2-0	9-3-0	.750
Massachusetts	5-3-0	7-3-0	.700
Richmond	5-3-0	7-4-0	.636
Maine	4-4-0	6-5-0	.545
Connecticut	4-4-0	5-6-0	.455
New Hampshire	3-5-0	5-5-1	.500
Boston University	2-6-0	3-8-0	.273
Rhode Island	0-8-0	1-10-0	.091

1991
Champions: Delaware, Villanova, New Hampshire

<i>New England Division</i>	<i>Conference</i>	<i>Overall</i>	<i>Pct.</i>
Delaware*	7-1-0	10-2-0	.833
Villanova*	7-1-0	10-2-0	.833
New Hampshire*	7-1-0	9-3-0	.750
Rhode Island	3-5-0	6-5-0	.545
Massachusetts	3-5-0	4-7-0	.364
Boston University	3-5-0	4-7-0	.364
Maine	2-6-0	3-8-0	.273
Connecticut	2-6-0	3-8-0	.273
Richmond	2-6-0	2-9-0	.182

1990
Champion: Massachusetts

<i>New England Division</i>	<i>Conference</i>	<i>Overall</i>	<i>Pct.</i>
Massachusetts*	7-1-0	8-2-1	.772
New Hampshire	5-3-0	7-3-1	.682
Delaware	5-3-0	6-5-0	.545
Connecticut	5-3-0	6-5-0	.545
Villanova	5-3-0	6-5-0	.545
Boston University	4-4-0	5-6-0	.455
Maine	2-6-0	3-8-0	.273
Rhode Island	2-6-0	5-6-0	.455
Richmond	1-7-0	1-10-0	.091

1989
Champions: Maine, Villanova, Connecticut

<i>New England Division</i>	<i>Conference</i>	<i>Overall</i>	<i>Pct.</i>
Maine*	6-2-0	9-3-0	.750
Villanova*	6-2-0	8-4-0	.667
Connecticut	6-2-0	8-3-0	.727
New Hampshire	5-3-0	7-3-0	.700
Delaware	5-3-0	7-4-0	.636
Boston University	4-4-0	4-7-0	.364
Massachusetts	3-5-0	5-5-1	.500
Rhode Island	1-7-0	3-8-0	.273
Richmond	0-8-0	1-10-0	.091

1988
Champions: Delaware, Massachusetts

<i>New England Division</i>	<i>Conference</i>	<i>Overall</i>	<i>Pct.</i>
Delaware*	6-2-0	7-5-0	.583
Massachusetts*	6-2-0	8-4-0	.667
Connecticut	4-4-0	7-4-0	.636
Maine	4-4-0	7-4-0	.636
New Hampshire	4-4-0	6-5-0	.545
Villanova	4-4-0	5-5-1	.500
Boston University	3-5-0	4-7-0	.364
Rhode Island	3-5-0	3-8-0	.273
Richmond	2-6-0	4-7-0	.364

1987
Champions: Richmond, Maine

<i>New England Division</i>	<i>Conference</i>	<i>Overall</i>	<i>Pct.</i>
Richmond*	6-1-0	7-5-0	.583
Maine*	6-1-0	8-4-0	.667
Connecticut	5-2-0	7-4-0	.636
New Hampshire	4-3-0	7-3-0	.700
Delaware	2-5-0	5-6-0	.455
Massachusetts	2-5-0	3-8-0	.273
Boston University	2-5-0	3-8-0	.273
Rhode Island	1-6-0	1-10-0	.091

1986
Champions: Delaware, Massachusetts, Connecticut

<i>New England Division</i>	<i>Conference</i>	<i>Overall</i>	<i>Pct.</i>
Delaware*	5-2-0	9-4-0	.692
Massachusetts	5-2-0	7-4-0	.636
Connecticut	5-2-0	8-3-0	.727
New Hampshire	4-3-0	7-4-0	.636
Maine	3-4-0	7-4-0	.636
Richmond	3-4-0	4-7-0	.364
Boston University	3-4-0	4-7-0	.364
Rhode Island	0-7-0	1-10-0	.091

1985
Champion: Rhode Island

<i>New England Division</i>	<i>Conference</i>	<i>Overall</i>	<i>Pct.</i>
Rhode Island*	5-0-0	10-3-0	.769
Massachusetts	4-1-0	7-4-0	.636
New Hampshire	2-3-0	6-4-0	.600
Maine	2-3-0	6-5-0	.545
Connecticut	1-4-0	4-5-0	.444
Boston University	1-4-0	3-8-0	.273

1984
Champions: Rhode Island, Boston University

<i>New England Division</i>	<i>Conference</i>	<i>Overall</i>	<i>Pct.</i>
Rhode Island*\$	4-1-0	10-3-0	.769
Boston University*	4-1-0	9-3-0	.750
New Hampshire	3-2-0	9-2-0	.818
Maine	2-3-0	5-6-0	.455
Connecticut	1-4-0	3-8-0	.273
Massachusetts	1-4-0	3-8-0	.273

* - NCAA Playoff Participant | \$ - NCAA Playoff Semifinalist
 ! - NCAA Playoff Finalist | # - NCAA Champion

1983
Champions: Boston University, Connecticut

	Conference	Overall	Pct.
Boston University*	4-1-0	9-4-0	.692
Connecticut	4-1-0	5-6-0	.455
New Hampshire	3-2-0	7-3-0	.700
Rhode Island	2-3-0	6-4-0	.600
Massachusetts	2-3-0	3-8-0	.273
Maine	0-5-0	4-6-0	.400

1982
Champions: Boston University, Maine
Connecticut, Massachusetts

	Conference	Overall	Pct.
Boston University*	3-2-0	5-6-0	.455
Maine	3-2-0	7-4-0	.636
Connecticut	3-2-0	5-6-0	.455
Massachusetts	3-2-0	5-6-0	.455
Rhode Island	2-3-0	7-4-0	.636
New Hampshire	1-4-0	4-6-0	.400

1981
Champions: Rhode Island, Massachusetts

	Conference	Overall	Pct.
Rhode Island*	4-1-0	6-6-0	.500
Massachusetts	4-1-0	6-3-0	.667
Boston University	3-2-0	6-5-0	.545
New Hampshire	2-3-0	7-3-0	.700
Connecticut	1-4-0	4-7-0	.364
Maine	1-4-0	3-7-1	.318

1980
Champion: Boston University

	Conference	Overall	Pct.
Boston University	5-0-0	9-2-0	.818
Massachusetts	4-1-0	7-3-0	.700
Connecticut	3-2-0	7-3-0	.700
New Hampshire	2-3-0	6-4-0	.600
Maine	1-4-0	4-7-0	.364
Rhode Island	0-5-0	2-9-0	.181

1979
Champions: Boston University, Massachusetts

	Conference	Overall	Pct.
Massachusetts	4-1-0	6-4-0	.600
Boston University	4-1-0	8-1-1	.850
Connecticut	3-1-1	3-6-2	.364
New Hampshire	2-2-1	5-4-2	.545
Rhode Island	1-4-0	1-9-1	.136
Maine	0-5-0	2-9-0	.181

1978
Champion: Massachusetts

	Conference	Overall	Pct.
Massachusetts*§!	5-0-0	9-4-0	.692
Rhode Island	3-2-0	7-3-0	.700
Connecticut	3-2-0	4-7-0	.364
Boston University	2-3-0	6-4-0	.600
New Hampshire	1-3-1	6-4-1	.591
Maine	0-4-1	3-7-1	.318

1977
Champion: Massachusetts

	Conference	Overall	Pct.
Massachusetts	5-0-0	8-3-0	.727
Rhode Island	4-1-0	6-5-0	.545
New Hampshire	3-2-0	8-2-0	.800
Boston University	1-4-0	3-7-0	.300
Maine	1-4-0	3-7-0	.300
Connecticut	1-4-0	1-10-0	.091

1976
Champion: New Hampshire

	Conference	Overall	Pct.
New Hampshire	4-1-0	8-3-0	.727
Massachusetts	3-2-0	5-5-0	.500
Boston University	2-3-0	3-7-0	.300
Maine	2-3-0	6-5-0	.545
Rhode Island	2-3-0	3-5-0	.375
Connecticut	2-3-0	2-9-0	.182

1975
Champion: New Hampshire

	Conference	Overall	Pct.
New Hampshire	5-0-0	9-3-0	.750
Massachusetts	4-1-0	8-2-0	.800
Connecticut	3-2-0	4-7-0	.364
Boston University	1-4-0	5-6-0	.454
Maine	1-4-0	4-6-0	.400
Rhode Island	1-4-0	2-8-0	.200

1974
Champions: Maine, Massachusetts

	Conference	Overall	Pct.
Maine	4-2-0	4-6-0	.400
Massachusetts	4-2-0	5-6-0	.454
Boston University	3-3-0	5-4-1	.545
Connecticut	3-3-0	4-6-0	.400
New Hampshire	3-3-0	5-4-0	.555
Rhode Island	3-3-0	5-5-0	.500
Vermont	1-5-0	4-6-0	.400

1973
Champion: Connecticut

	Conference	Overall	Pct.
Connecticut	5-0-1	8-2-1	.778
Rhode Island	4-1-1	6-2-2	.700
Massachusetts	4-2-0	6-5-0	.545
New Hampshire	2-3-0	4-5-0	.444
Maine	2-4-0	3-7-0	.300
Boston University	1-4-0	3-7-0	.300
Vermont	1-5-0	3-6-0	.333

1972
Champion: Massachusetts

	Conference	Overall	Pct.
Massachusetts	5-0-0	9-2-0	.818
Connecticut	4-1-0	4-5-0	.444
Vermont	3-2-0	4-5-0	.444
New Hampshire	2-3-0	4-5-0	.444
Maine	1-4-0	3-6-0	.333
Rhode Island	0-5-0	3-7-0	.300

1971
Champions: Connecticut, Massachusetts

	Conference	Overall	Pct.
Connecticut	3-1-1	5-3-1	.611
Massachusetts	3-1-1	4-4-1	.500
New Hampshire	3-2-0	4-4-1	.500
Rhode Island	2-3-0	3-6-0	.333
Vermont	2-3-0	2-7-0	.286
Maine	1-4-0	2-6-0	.250

1970
Champion: Connecticut

	Conference	Overall	Pct.
Connecticut	4-0-1	4-4-2	.500
Massachusetts	3-1-1	4-5-1	.444
New Hampshire	3-2-0	5-3-0	.375
Rhode Island	3-2-0	5-3-0	.625
Maine	1-4-0	3-5-0	.375
Vermont	0-5-0	0-9-0	.000

1969
Champion: Massachusetts

	Conference	Overall	Pct.
Massachusetts	5-0-0	6-3-0	.667
Connecticut	3-2-0	5-4-0	.556
Maine	3-2-0	5-4-0	.556
Vermont	2-3-0	3-6-0	.333
New Hampshire	1-4-0	3-5-0	.375
Rhode Island	1-4-0	3-6-0	.333

1968
Champions: New Hampshire, Connecticut

	Conference	Overall	Pct.
New Hampshire	4-1-0	6-2-0	.750
Connecticut	4-1-0	4-6-0	.400
Rhode Island	2-3-0	3-6-0	.333
Massachusetts	2-3-0	2-8-0	.200
Maine	2-3-0	3-5-0	.375
Vermont	1-4-0	3-6-0	.333

1967
Champion: Massachusetts

	Conference	Overall	Pct.
Massachusetts	5-0-0	7-2-0	.777
Connecticut	4-1-0	5-4-0	.555
Rhode Island	2-2-1	6-2-1	.722
New Hampshire	2-3-0	5-3-0	.625
Vermont	1-3-1	3-5-1	.389
Maine	0-5-0	0-8-0	.000

1966
Champion: Massachusetts

	Conference	Overall	Pct.
Massachusetts	5-0-0	6-3-0	.667
Vermont	3-2-0	6-2-0	.750
Connecticut	2-2-1	2-6-1	.277
Maine	2-3-0	4-5-0	.444
Rhode Island	1-3-1	1-7-1	.167
New Hampshire	1-4-0	2-6-0	.250

1965
Champion: Maine

	Conference	Overall	Pct.
Maine	5-0-0	8-2-0	.800
Massachusetts	4-1-0	7-2-0	.778
Connecticut	2-2-0	3-6-0	.333
Vermont	2-2-0	6-2-0	.750
Rhode Island	1-4-0	2-7-0	.222
New Hampshire	0-5-0	0-8-0	.000

1964
Champion: Massachusetts

	Conference	Overall	Pct.
Massachusetts	5-0-0	8-2-0	.800
Vermont	4-1-0	7-1-0	.875
Connecticut	3-1-1	4-4-1	.500
Maine	2-3-0	5-3-0	.625
Rhode Island	1-4-0	3-7-0	.300
New Hampshire	0-4-1	1-6-1	.188

1963
Champion: Massachusetts

	Conference	Overall	Pct.
Massachusetts	5-0-0	8-0-1	.944
Maine	3-2-0	5-3-0	.625
Vermont	2-2-0	6-2-0	.750
Rhode Island	2-3-0	4-5-0	.444
Connecticut	1-3-0	2-6-0	.250
New Hampshire	1-4-0	2-6-0	.250

* - NCAA Playoff Participant | § - NCAA Playoff Semifinalist
 ! - NCAA Playoff Finalist | # - NCAA Champion

1962

Champion: New Hampshire

	<i>Conference</i>	<i>Overall</i>	<i>Pct.</i>
New Hampshire	4-0-1	7-0-1	.938
Massachusetts	4-1-0	6-3-0	.666
Connecticut	2-2-0	3-6-0	.333
Vermont	1-3-0	3-5-0	.375
Rhode Island	1-3-1	2-5-2	.333
Maine	1-4-0	4-4-0	.500

1961

Champion: Maine

	<i>Conference</i>	<i>Overall</i>	<i>Pct.</i>
Maine	5-0-0	8-0-1	.944
Massachusetts	3-1-0	5-4-0	.555
Connecticut	2-2-0	2-7-0	.222
New Hampshire	1-3-0	3-5-0	.375
Rhode Island	1-4-0	2-6-1	.277
Vermont	0-2-0	3-3-1	.500

1960

Champions: Connecticut, Massachusetts

	<i>Conference</i>	<i>Overall</i>	<i>Pct.</i>
Connecticut	3-1-0	5-4-0	.555
Massachusetts	3-1-0	7-2-0	.777
Maine	3-2-0	4-3-1	.563
New Hampshire	2-2-0	4-3-0	.571
Rhode Island	1-4-0	3-5-0	.375
Vermont	0-2-0	1-6-0	.143

1959

Champion: Connecticut

	<i>Conference</i>	<i>Overall</i>	<i>Pct.</i>
Connecticut	4-0-0	6-3-0	.667
Massachusetts	2-2-0	3-5-1	.438
Maine	1-2-2	3-3-2	.500
New Hampshire	1-2-1	3-3-2	.500
Rhode Island	1-2-1	3-5-1	.438
Vermont	0-1-0	4-3-0	.571

1958

Champion: Connecticut

	<i>Conference</i>	<i>Overall</i>	<i>Pct.</i>
Connecticut	4-0-0	7-3-0	.700
Maine	3-1-0	6-2-0	.750
Rhode Island	2-2-0	4-4-0	.500
Massachusetts	1-3-0	2-6-0	.250
New Hampshire	0-4-0	2-6-0	.250
Vermont	0-0-0	2-4-1	.357

1957

Champions: Rhode Island, Connecticut

	<i>Conference</i>	<i>Overall</i>	<i>Pct.</i>
Rhode Island	3-0-1	5-2-1	.688
Connecticut	3-0-1	5-4-1	.550
Maine	2-2-0	4-4-0	.500
Massachusetts	1-2-1	1-5-1	.214
New Hampshire	0-3-1	0-7-1	.000
Vermont	0-2-0	2-5-0	.286

1956

Champion: Connecticut

	<i>Conference</i>	<i>Overall</i>	<i>Pct.</i>
Connecticut	3-0-1	6-2-1	.777
Maine	3-1-0	5-2-0	.714
New Hampshire	2-1-1	3-4-1	.438
Vermont	1-2-0	2-5-0	.286
Massachusetts	1-3-0	2-5-1	.313
Rhode Island	1-4-0	2-6-0	.250

1955

Champion: Rhode Island

	<i>Conference</i>	<i>Overall</i>	<i>Pct.</i>
Rhode Island	4-0-1	6-1-2	.777
Maine	2-1-1	5-1-1	.786
New Hampshire	1-1-2	2-4-2	.375
Connecticut	2-2-0	4-4-0	.500
Massachusetts	1-3-0	4-4-0	.500
Vermont	0-3-0	3-3-1	.500

1954

Champion: New Hampshire

	<i>Conference</i>	<i>Overall</i>	<i>Pct.</i>
New Hampshire	4-0-0	7-1-0	.875
Rhode Island	3-1-0	6-2-0	.750
Maine	2-2-0	5-2-0	.714
Vermont	1-1-0	3-3-1	.500
Massachusetts	1-3-0	4-4-0	.500
Connecticut	0-4-0	1-8-0	.111

1953

Champions: New Hampshire, Rhode Island

	<i>Conference</i>	<i>Overall</i>	<i>Pct.</i>
New Hampshire	3-1-0	6-2-0	.750
Rhode Island	3-1-0	6-2-0	.750
Connecticut	2-1-1	3-4-1	.438
Maine	1-2-1	4-2-1	.643
Massachusetts	0-3-0	1-7-0	.125
Vermont	0-1-0	3-3-1	.500

1952

Champions: Rhode Island, Connecticut, Maine

	<i>Conference</i>	<i>Overall</i>	<i>Pct.</i>
Rhode Island	3-1-0	7-1-0	.875
Connecticut	3-1-0	5-3-0	.625
Maine	3-1-0	4-3-0	.571
Massachusetts	1-2-0	4-3-1	.563
New Hampshire	0-4-0	3-4-1	.438
Vermont	0-1-0	2-5-0	.286

1951

Champion: Maine

	<i>Conference</i>	<i>Overall</i>	<i>Pct.</i>
Maine	3-0-1	6-0-1	.929
Connecticut	2-1-0	4-4-0	.500
New Hampshire	1-2-1	5-2-1	.688
Rhode Island	1-3-0	3-5-0	.375
Vermont	0-3-0	0-7-0	.000
Massachusetts	2-0-0	3-4-1	.438

1950

Champion: New Hampshire

	<i>Conference</i>	<i>Overall</i>	<i>Pct.</i>
New Hampshire	4-0-0	8-0-0	1.000
Maine	3-1-0	5-1-1	.786
Rhode Island	2-2-0	3-5-0	.375
Vermont	0-3-0	2-5-0	.286
Connecticut	0-3-0	3-5-0	.375
Massachusetts	1-1-0	3-5-0	.375

1949

Champions: Connecticut, Maine

	<i>Conference</i>	<i>Overall</i>	<i>Pct.</i>
Connecticut	2-0-1	4-4-1	.500
Maine	2-0-1	2-4-1	.357
New Hampshire	1-3-0	4-4-0	.500
Rhode Island	0-4-0	0-8-0	.000
Vermont	2-0-0	6-2-0	.750
Massachusetts	1-1-0	3-5-0	.375

1948

Champion: New Hampshire

	<i>Conference</i>	<i>Overall</i>	<i>Pct.</i>
New Hampshire	3-1-0	5-3-0	.625
Connecticut	2-1-0	3-5-0	.375
Maine	1-2-0	4-3-0	.571
Rhode Island	0-4-0	2-5-1	.313
Vermont	1-1-0	4-3-1	.563
Massachusetts	2-0-0	3-4-1	.438

1947

Champion: New Hampshire

	<i>Conference</i>	<i>Overall</i>	<i>Pct.</i>
New Hampshire	4-0-0	8-1-0	.889
Maine	2-1-0	6-1-0	.857
Connecticut	1-2-0	4-4-0	.500
Rhode Island	1-3-0	3-4-0	.429
Massachusetts	0-1-1	3-4-1	.438
Vermont	0-1-1	3-4-1	.438

* - NCAA Playoff Participant | \$ - NCAA Playoff Semifinalist
 ! - NCAA Playoff Finalist | # - NCAA Champion

CAA Football All-Time Coaching Records

		-- OVERALL --		-- CONFERENCE --	
Coach	Years	Record	Pct.	Record	Pct.
1. Biff Glassford (UNH)	1946-1948	19-5-1	.780	7-1	.875
2. Vic Fusia (UMass)	1961-1970	59-32-2	.645	41-7-1	.847
3. Mike London (UR)	2008-2009	24-5	.828	13-3	.813
4. David Nelson (UM)	1949-1950	7-5-2	.571	5-1-1	.786
5. Dick MacPherson (UMass)	1971-1977	45-27-1	.623	28-8-1	.770
6. Bobby Wilder (ODU)	2011	10-3	.769	6-2	.750
Bob Casciola (UC)	1971-1972	9-8-1	.528	7-2-1	.750
Tom Lichtenberg (UM)	1989	9-3	.750	6-2	.750
Charles Studley (UMass)	1960	7-2	.778	3-1	.750
10. Hal Kopp (URI)	1950, 52-55	28-11-2	.718	15-5-1	.738
11. Bob Pickett (UMass)	1978-1983	36-28	.563	22-8	.733
12. John Toner (UC)	1966-1970	20-24-3	.457	17-6-2	.720
13. Harold "Tubby" Raymond (UD)	1966-2001	300-119-3	.714	89-38	.701
14. Mark Whipple (UMass)	1998-2003	49-26	.653	35-16	.686
15. Tim Murphy (UM)	1987-1988	15-8	.652	10-5	.667
16. Rick Taylor (BU)	1977-1984	55-32-1	.631	26-14	.650
Thomas Eck (UMass)	1945, 47-51	17-23-4	.432	6-3-1	.650
18. Bob Ingalls (UC)	1952-1963	49-54-3	.476	29-16-3	.635
19. Don Brown (NU, UMass)	2000-03, 04-08	70-39	.642	47-28	.627
Northwestern	2000-2003	27-20	.574	18-17	.514
Massachusetts	2004-2008	42-19	.689	29-11	.725
20. Rip Scherer (JMU)	1991-1994	29-19	.604	10-6	.625
21. Larry Naviaux (UC)	1973-1976	18-24-1	.430	13-8-1	.614
22. J.O. Christian (UC)	1934-1949	66-51-4	.562	5-3-1	.611
23. Hal Westerman (UM)	1951-1966	80-38-7	.668	41-26-5	.604
24. Dave Clawson (UR)	2004-2007	29-20	.592	19-13	.594
25. Jimmy Laycock (WM)	1980-	213-151-2	.585	91-63	.591
26. Mickey Matthews (JMU)	1999-	96-61	.611	63-44	.589
27. Andy Talley (VU)	1985-	190-116-1	.621	113-82	.579
28. K.C. Keeler (UD)	2002-	81-46	.638	47-35	.573
29. Bill Bowes (UNH)	1972-1998	175-106-5	.621	97-74-2	.567
30. Rick Forzano (UC)	1964-1965	7-10-1	.417	4-3-1	.563
31. Sean McDonnell (UNH)	1999-	96-62	.608	59-48	.551
32. Skip Holtz (UC)	1994-1998	34-23	.597	22-18	.550
Jim Root (UNH)	1968-1971	18-14-1	.561	11-9	.550
34. Tom Jackson (UC)	1983-1993	62-57	.521	42-35	.545
35. Jim Reid (UMass, UR)	1986-91, 95-03	84-82-3	.506	61-60	.504
Massachusetts	1986-1991	36-29-2	.552	26-20	.565
Richmond	1995-2003	48-53-1	.475	35-40	.467
36. Latrell Scott (UR)	2010	6-5	.545	4-4	.500
Dan Allen (BU)	1990-1995	36-33	.522	24-24	.500
Alex Wood (JMU)	1995-1998	23-22	.511	16-16	.500
Dal Shealy (UR)	1980-1988	43-57	.430	11-11	.500
Bob Stull (UMass)	1984-1985	10-12	.455	5-5	.500
George Allen (UM)	1941, 46-48	16-11-2	.586	3-3	.500
42. Joe Gardi (HOF)	2001-2005	119-62-2	.656	21-22	.488
43. Walt Nadzak (UC)	1977-1982	24-39-2	.385	14-15-1	.483
44. Mike Hodges (UMass)	1992-1997	35-30	.538	23-25	.479
45. Jack Cosgrove (UM)	1993-	106-112	.486	72-83	.465
46. Chris Palmer (BU)	1988-1989	8-14	.364	7-9	.438
47. Chief Boston (UNH)	1949-1964	60-57-10	.512	25-34-8	.433
48. Bob Clifford (VER)	1962-1969	37-29-1	.560	15-20-1	.431
49. Jack Gregory (URI)	1970-1975	22-33-2	.404	13-18-1	.422
50. Kevin Morris (UMass)	2009-2011	16-17	.485	10-14	.417
Buddy Teevens (UM)	1985-1986	13-9	.591	5-7	.417
52. Herb Maack (URI)	1956-1960	17-22-2	.439	8-12-2	.409
53. Randy Edsall (UC)	1999	4-7	.364	3-5	.375
54. Bob Griffin (URI)	1976-1992	79-107-1	.425	37-67	.356
55. Rob Ambrose (TU)	2009-	12-22	.353	8-16	.333
Rocky Hager (NU)	2004-2009	20-47	.299	16-32	.333
Kirk Ferentz (UM)	1990-1992	12-21	.363	8-16	.333
Paul Kemp (BU)	1973-1976	16-24-1	.402	7-14	.333
Arthur Valpey (UC)	1950-1951	7-9	.438	2-4	.333
60. Barry Gallup (NU)	1991-1999	38-60-1	.389	18-38	.321
61. Walter Abbott (UM)	1967-1975	27-53	.338	15-32	.319
62. Steve Stetson (BU)	1985-1987	10-23	.303	6-13	.316
63. Jack Zilly (URI)	1963-1969	21-41-2	.344	10-23-2	.314
64. Dave Cohen (HOF)	2006-2009	18-27	.400	10-22	.313
Floyd Keith (URI)	1993-1999	23-53	.303	17-39	.304
66. Ron Rogerson (UM)	1981-1984	19-23-1	.454	6-14	.300
Joe Yukica (UNH)	1966-1967	7-9	.438	3-7	.300
68. Tim Stowers (URI)	2000-2007	33-57	.367	20-47	.299
69. Carl Falivene (VER)	1972-1974	11-17	.393	5-12	.294
70. John C. Evans (VER)	1947-1951	15-21-2	.421	3-8-1	.292
71. Charlie O'Rourke (UMass)	1952-1959	21-39-4	.359	8-21-1	.283
72. Joe Trainer (URI)	2009-	9-24	.273	6-18	.250
Jim Marshall (UR)	1989-1994	19-47	.288	12-36	.250
John Chironna (URI)	1961-1962	4-11-3	.306	2-7-1	.250
Ed Doherty (URI)	1951	3-5	.375	1-3	.250
76. Gordy Combs (TU)	2004-2008	22-34	.393	9-31	.225
77. Joe Scannella (VER)	1970-1971	2-16	.111	2-8	.200
78. Jack Bicknell (UM)	1976-1980	18-35-1	.343	4-20-1	.180
79. Darren Rizzi (URI)	2008	3-9	.250	1-7	.125
80. Ed Donnelly (VER)	1952-1961	25-40-5	.393	2-15	.118
81. Bill Beck (URI)	1941, 46-49	12-22-2	.361	1-11	.083
82. Tom Masella (BU)	1996-1997	2-20	.091	1-15	.063
83. Wayne Lineburg (UR)	2011	3-8	.273	0-8	.000
Andy Mooradian (UNH)	1965	0-8	.000	0-5	.000

CAA All-Time Wins

1. Andy Talley (VU)	113
2. Bill Bowes (UNH).....	97
3. Jimmy Laycock (WM)	91
Harold "Tubby" Raymond (UD).....	89
5. Jack Cosgrove (UM)	82
6. Mickey Matthews (JMU)	63
7. Jim Reid (UMass, UR).....	61
8. Sean McDonnell (UNH)	59
9. K.C. Keeler (UD)	47
Don Brown (NU, UMass).....	47
11. Tom Jackson (UC).....	42
12. Hal Westerman (UM).....	41
Vic Fusia (UMass).....	41
14. Bob Griffin (URI).....	37
15. Mark Whipple (UMass).....	35
16. Bob Ingalls (UC).....	29
17. Dick MacPherson (UMass).....	28
18. Rick Taylor (BU).....	26
19. Chief Boston (UNH).....	25
20. Dan Allen (BU).....	24
21. Mike Hodges (UMass).....	23
22. Skip Holtz (UC).....	22
Bob Pickett (UMass).....	22
24. Joe Gardi (HOF).....	21
25. Tim Stowers (URI).....	20
26. Dave Clawson (UR).....	19
27. Barry Gallup (NU).....	18
28. Floyd Keith (URI).....	17
John Toner (UC).....	17
30. Rocky Hager (NU).....	16
Alex Wood (JMU).....	16
32. Walter Abbott (UM).....	15
Bob Clifford (VER).....	15
Hal Kopp (URI).....	15
35. Walt Nadzak (UC).....	14
36. Mike London (UR).....	13
Jack Gregory (URI).....	13
Larry Naviaux (UC).....	13
39. Jim Marshall (UR).....	12
40. Jim Root (UNH).....	11
Dal Shealy (UR).....	11
42. Dave Cohen (HOF).....	10
Kevin Morris (UMass).....	10
Tim Murphy (UM).....	10
Rip Scherer (JMU).....	10
Jack Zilly (URI).....	10
47. Gordy Combs (TU).....	9
48. Rob Ambrose (TU)	8
Kirk Ferentz (UM).....	8
Herb Maack (URI).....	8
Charlie O'Rourke (UMass).....	8
Bob Casciola (UC).....	7
Biff Glassford (UNH).....	7
Paul Kemp (BU).....	7
Chris Palmer (BU).....	7
56. Joe Trainer (URI)	6
Bobby Wilder (ODU)	6
Thomas Eck (UMass).....	6
Tom Lichtenberg (UM).....	6
Ron Rogerson (UM).....	6
Steve Stetson (BU).....	6
62. J.O. Christian (UC).....	5
Carl Falivene (VER).....	5
David Nelson (UM).....	5
Bob Stull (UMass).....	5
Buddy Teevens (UM).....	5
67. Jack Bicknell (UM).....	4
Rick Forzano (UC).....	4
Latrell Scott (UR).....	4
70. George Allen (UM).....	3
Randy Edsall (UC).....	3
John C. Evans (VER).....	3
Charles Studley (UMass).....	3
Joe Yukica (UNH).....	3
75. John Chironna (URI).....	2
Ed Donnelly (VER).....	2
Joe Scannella (VER).....	2
Arthur Valpey (UC).....	2
79. Darren Rizzi (URI).....	1
Bill Beck (URI).....	1
Ed Doherty (URI).....	1
Tom Masella (BU).....	1
83. Wayne Lineburg (UR).....	0
Andy Mooradian (UNH).....	0

All-Time Passing Records

Pass Completions - Career

Comp.	Name	School	Years
1,102	Ricky Santos	New Hampshire	2004-2007
1,044	Sean Schaefer	Towson	2005-2008
868	Chris Boden	Villanova	1996-1999
833	Brett Gordon	Villanova	1999-2002
830	Liam Coen	Massachusetts	2005-2008
803	Matt DeGennaro	Connecticut	1987-1990
784	Eric Ward	Richmond	2006-2009
755	Ron Whitcomb	Maine	2003-2006
691	Chris Hixson	Rhode Island	1993-1996
676	Dave Corley, Jr.	William and Mary	1999-2002

Passing Touchdowns - Career

TD	Name	School	Years
123	Ricky Santos	New Hampshire	2004-2007
99	Chris Boden	Villanova	1996-1999
90	Liam Coen	Massachusetts	2005-2008
83	Brett Gordon	Villanova	1999-2002
78	Tom Ehrhardt	Rhode Island	1984-1985
76	Sean Schaefer	Towson	2005-2008
73	Dave Corley, Jr.	William and Mary	1999-2002
73	Matt DeGennaro	Connecticut	1987-1990
73	Shane Stafford	Connecticut	1995-1998
69	Mike Buck	Maine	1986-1989

Yards Gained - Career

Yards	Name	School	Years
13,212	Ricky Santos	New Hampshire	2004-2007
11,644	Sean Schaefer	Towson	2005-2008
11,031	Liam Coen	Massachusetts	2005-2008
10,166	Chris Boden	Villanova	1996-1999
9,805	Dave Corley, Jr.	William and Mary	1999-2002
9,639	Brett Gordon	Villanova	1999-2002
9,288	Matt DeGennaro	Connecticut	1987-1990
8,969	Eric Ward	Richmond	2006-2009
8,845	Mike Buck	Maine	1986-1989
8,839	Shane Stafford	Connecticut	1995-1998

Yards Gained - Game

Yards	Name (School)	Opponent	Date
566	Tom Ehrhardt (URI)	Connecticut	11/16/85
560	Bobby Seck (HOF)	Rhode Island	9/25/04
556	Matt Nagy (UD)	Connecticut	11/7/98
538	Ricky Santos (UNH)	Villanova	10/2/04
522	Mickey Fein (UM)	Connecticut	10/11/97
520	Tom Ehrhardt (URI)	Lehigh	10/12/85
496	Bobby Seck (HOF)	Liberty	11/22/03
494	Tom Ehrhardt (URI)	Furman	12/7/85
486	Bob Jean (UNH)	Villanova	11/5/88
484	Cory Christopher (HOF)	Massachusetts	11/21/09

Senior Record: 566 Tom Ehrhardt (URI) vs. Connecticut (11/16/85)
 Junior Record: 560 Bobby Seck (HOF) vs. Rhode Island (9/25/04)
 Sophomore Record: 556 Matt Nagy (UD) vs. Connecticut (11/7/98)
 Freshman Record: 538 Ricky Santos (UNH) vs. Villanova (10/2/04)

Average Yards Gained - Season

(minimum 3,000 yards)

Avg.	Name (School)	Cl.	Gms.	Yards	Year
346.8	Tom Ehrhardt (URI)	Sr.	13	4,508	1985
303.3	Sean Schaefer (TU)	So.	10	3,033	2006
302.0	Anton Clarkson (HOF)	Jr.	10	3,020	2005
299.7	Robert Dougherty (BU)	Sr.	12	3,596	1994
297.7	Tom Ehrhardt (URI)	Jr.	13	3,870	1984
297.3	Rocky Butler (HOF)	Sr.	12	3,568	2001
292.1	Ricky Santos (UNH)	So.	13	3,797	2005
290.2	Kevin Foley (BU)	Sr.	11	3,192	1995
286.0	Brett Gordon (VU)	Sr.	15	4,290	2002
285.2	Chris Boden (VU)	So.	13	3,707	1997

Senior Record: 346.8 Tom Ehrhardt (URI), 1985
 Junior Record: 302.0 Anton Clarkson (HOF), 2005
 Sophomore Record: 303.3 Sean Schaefer (TU), 2006
 Freshman Record: 255.2 Ricky Santos (UNH), 2004

INDIVIDUAL RECORDS

Most Pass Attempts - Game

78 Tom Ehrhardt (URI) vs. Furman, 12/7/85

Most Pass Completions - Game

43 Chris Boden (VU) vs. Connecticut, 10/16/99
 43 Sean Schaefer (TU) vs. Hofstra, 9/23/06

Most Pass Completions - Season

386 Brett Gordon (VU), 2002

Most Completions Per Game - Season

30.4 Tom Ehrhardt (URI), 1985

Most Pass Attempts - Season

645 Tom Ehrhardt (URI), 1985

Most Pass Attempts - Career

1,636 Ricky Santos (UNH), 2004-07

Most Touchdown Passes - Game

8 Bobby Seck (HOF) vs. Rhode Island, 9/25/04
 8 Tom Ehrhardt (URI) vs. Connecticut, 11/16/85

Most Touchdown Passes - Season

42 Chris Boden (VU), 1997
 42 Tom Ehrhardt (URI), 1985

Most Interceptions Thrown - Game

6 Six times
 Last by Jake Phillips (WM) vs. Richmond, 11/22/08

Most Interceptions Thrown - Season

27 Tom Ehrhardt (URI), 1985

Most Interceptions Thrown - Career

59 Sean Schaefer (TU), 2005-08

Longest Pass

98 R.J. Archer-to-Cameron Dohse (WM) vs. Villanova, 12/11/09
 98 Steve Monaco-to-Emerson Foster (URI) vs. Holy Cross, 9/3/88

TEAM RECORDS

Most Passing Attempts - Game

90 Rhode Island vs. Furman, 12/7/85

Most Passing Attempts - Season

761 Rhode Island, 1985 (13 Games)

Most Pass Completions - Game

45 Rhode Island vs. Furman, 12/7/85

Most Pass Completions - Season

419 Rhode Island, 1985 (13 Games)

Highest Completion Percentage - Season

73.2 New Hampshire, 2007 (12 Games)

Most Passing Yards - Game

580 Rhode Island vs. Connecticut, 11/16/85

Most Passing Yards - Season

5,321 Rhode Island, 1985 (13 Games)

Most Touchdown Passes - Game

8 Twice, Last by Hofstra vs. Rhode Island, 9/25/04

Most Touchdown Passes - Season

47 Rhode Island, 1985 (13 Games)

Most First Downs Passing - Game

29 Rhode Island vs. Connecticut, 11/16/85

Most First Downs Passing - Season

256 Rhode Island, 1985 (13 Games)

Annual Passing Leaders

Year	Name (Team)	Completions
1978	Steve Tosches (URI)	114
1979	Mike McEvilly (UM)	107
1980	Ken Sweitzer (UC)	127
1981	Ken Sweitzer (UC)	145
1982	Rich LaBonte (UM)	112
1983	Dave Weinke (URI)	150
1984	Tom Ehrhardt (URI)	308
1985	Tom Ehrhardt (URI)	283
1986	Peter Lane (UC)	187
1987	Mike Buck (UM)	232

Passing Efficiency

(since ratings system - 1988)

Year	Name (Team)	Rating
1988	Matt DeGennaro (UC)	126.4
1989	Mike Buck (UM)	159.6
1990	Matt Griffin (UNH)	125.8
1991	Tom Colombo (VU)	133.0
1992	Greg Lilly (UR)	157.0
1993	Shawn Knight (WM)	204.6
1994	Shawn Knight (WM)	151.3
1995	Leo Hamlett (UD)	165.4
1996	Mike Cook (WM)	142.5
1997	Chris Boden (VU)	174.0
1998	Matt Nagy (UD)	157.0
1999	Dave Corley, Jr. (WM)	141.3
2000	Brett Gordon (VU)	153.5
2001	Rocky Butler (HOF)	166.2
2002	Dave Corley, Jr. (WM)	144.6
	Brett Gordon (VU)	144.6
2003	Lang Campbell (WM)	152.1
2004	Lang Campbell (WM)	158.7
2005	Ricky Santos (UNH)	170.3
2006	Justin Rascati (JMU)	164.0
2007	Ricky Santos (UNH)	163.1
2008	Rodney Landers (JMU)	170.7
2009	Chris Whitney (VU)	151.6
2010	Pat Devlin (UD)	151.6
2011	Grant Enders (TU)	153.7

Active Players in italics

All-Time Rushing Records

Yards Gained - Career

Yards	Name	School	Years
6,250	Marcel Shipp	Massachusetts	1997-2000
6,193	Jerry Azumah	New Hampshire	1995-1998
5,332	Steve Baylark	Massachusetts	2003-2006
4,624	Rene Ingoglia	Massachusetts	1992-1995
4,587	Daryl Brown	Delaware	1991-1994
4,541	Jonathan Grimes	William and Mary	2008-2011
4,499	Brian Westbrook	Villanova	1997-2001
4,436	Paul Lewis	Boston University	1981-1984
4,364	Omar Cuff	Delaware	2004-2007
4,025	Carl Smith	Maine	1988-1991

Average Yards Gained - Season

(Minimum 1,000 Yards)

Avg.	Name (School)	Cl.	Gms.	Yards	Year
199.6	Jerry Azumah (UNH)	Sr.	11	2,195	1998
181.6	Marcel Shipp (UMass)	So.	14	2,542	1998
159.6	L.J. McKanas (NU)	Sr.	11	1,756	2001
157.1	Carl Smith (UM)	So.	12	1,885	1989
148.6	Pat Abbruzzi (URI)	So.	8	1,189	1952
148.3	Garry Pearson (UMass)	Sr.	11	1,631	1982
147.5	Lorenzo Bouier (UM)	Sr.	11	1,622	1982
145.7	Brian Westbrook (VU)	Sr.	11	1,603	2001
144.1	Jerry Azumah (UNH)	Jr.	11	1,585	1997
142.9	Curtis Keaton (JMU)	Sr.	12	1,715	1999

Senior Record: 199.6 Jerry Azumah (UNH), 1998
 Junior Record: 144.1 Jerry Azumah (UNH), 1997
 Sophomore Record: 181.6 Marcel Shipp (UMass), 1998
 Freshman Record: 138.1 Jerry Azumah (UNH), 1995

Yards Gained - Game

Yards	Name (School)	Opponent	Date
337	Frank Alessio (UMass)	Boston University	11/11/95
329	Jerry Azumah (UNH)	Hofstra	11/7/98
313	Rene Ingoglia (UMass)	Rhode Island	10/1/94
306	Pat Abbruzzi (URI)	New Hampshire	10/4/52
302	Lorenzo Bouier (UM)	Northeastern	11/1/80
300	Jerry Azumah (UNH)	Boston University	11/15/97
295	Tim Hightower (UR)	Bucknell	9/22/07
288	Omar Cuff (UD)	Delaware State	11/23/07
288	Garry Pearson (UMass)	American Int'l	11/20/82
287	Brian Westbrook (VU)	Hofstra	11/10/01

Senior Record: 329 Jerry Azumah (UNH) vs. Hofstra (11/7/98)
 Junior Record: 337 Frank Alessio (UMass) vs. Boston Univ. (11/11/95)
 Sophomore Record: 306 Pat Abbruzzi (URI) vs. UNH (10/4/52)
 Freshman Record: 264 Jerry Azumah (UNH) vs. Villanova (11/11/95)

Total Carries - Career

Att.	Name	School	Years
1,215	Marcel Shipp	Massachusetts	1997-2000
1,104	Steve Baylark	Massachusetts	2003-2006
1,045	Jerry Azumah	New Hampshire	1995-1998
972	Paul Lewis	Boston University	1981-1984
936	Jonathan Grimes	William and Mary	2008-2011
925	Omar Cuff	Delaware	2004-2007
905	Rene Ingoglia	Massachusetts	1992-1995
879	Lorenzo Bouier	Maine	1979-1982
819	Maurice Murray	Northeastern	2004-2007
814	Bill Burnham	New Hampshire	1974-1977

Rushing Touchdowns - Career

TD	Name	School	Years
65	Omar Cuff	Delaware	2004-2007
60	Jerry Azumah	New Hampshire	1995-1998
58	Marcel Shipp	Massachusetts	1997-2000
55	Paul Lewis	Boston University	1981-1984
54	Rene Ingoglia	Massachusetts	1992-1995
54	Brian Westbrook	Villanova	1997-2001
49	Bill Burnham	New Hampshire	1974-1977
47	Daryl Brown	Delaware	1991-1994
43	Norm Ford	New Hampshire	1986-1989
43	Maurice Murray	Northeastern	2004-2007

INDIVIDUAL RECORDS

Most Rushing Attempts - Game

55 Maurice Murray (NU) vs. New Hampshire, 11/3/07

Most Rushing Attempts - Season

428 Marcel Shipp (UMass), 1998 (14 games)

Average Rushes Per Game - Season

31.7 (349) Lorenzo Bouier (UM), 1980

Most Rushing Touchdowns - Game

6 Omar Cuff (UD) vs. William and Mary, 8/30/07

Most Rushing Touchdowns - Season

35 Omar Cuff (UD), 2007 (15 games)

Average Rushing Touchdowns Per Game - Season

2.6 (29) Terrance West (TU), 2011

Longest Rush - Game

99 Pat Abbruzzi (URI) vs. New Hampshire, 10/4/52

99 Gerry White (UC) vs. Rhode Island, 11/12/60

TEAM RECORDS

Most Rushing Attempts - Game

84 Maine vs. Bowdoin, 11/6/54

Most Rushing Attempts - Season

778 Richmond, 2000 (13 games)

Most Rushing Yards - Game

593 Northeastern vs. Stonehill, 8/30/03

Most Rushing Yards - Season

4,009 Rhode Island, 2003 (12 games)

Most Rushing Yards Per Game - Season

334.1 Rhode Island, 2003 (12 games)

Most Rushing Touchdowns - Game

9 Northeastern vs. Stonehill, 8/30/03

Most Rushing Touchdowns - Season

49 Delaware, 1992 (14 games)

Most First Downs Rushing - Game

27 Connecticut vs. Rhode Island, 11/15/58

Most First Downs Rushing - Season

210 Delaware, 1993 (13 games)

Annual Rushing Leaders

Year	Name (Team)	Average	Yards
1978	Mal Najarian (BU)	143.0	1,001
1979	Mal Najarian (BU)	114.0	1,137
1980	Lorenzo Bouier (UM)	147.5	1,622
1981	Gregg Drew (BU)	125.0	1,250
1982	Garry Pearson (UMass)	148.3	1,631
1983	Paul Lewis (BU)	133.6	1,603
1984	Andre Garron (UNH)	143.4	1,004
1985	Andre Garron (UNH)	111.0	888
1986	Randy Pettus (BU)	87.4	874
1987	Erwin Matthews (UR)	110.6	1,327
1988	George Boothe (UC)	91.1	1,002
1989	Carl Smith (UM)	152.7	1,680
1990	Barry Bourassa (UNH)	106.3	957
1991	Jerome Bledsoe (UMass)	140.3	1,545
1992	Uly Scott (UR)	119.8	1,318
1993	Rene Ingoglia (UMass)	116.8	1,285
1994	Rene Ingoglia (UMass)	136.8	1,505
1995	Frank Alessio (UMass)	116.0	1,276
1996	Jerry Azumah (UNH)	118.9	1,308
1997	Jerry Azumah (UNH)	143.3	1,576
1998	Jerry Azumah (UNH)	199.6	2,195
1999	Curtis Keaton (JMU)	142.9	1,715
2000	Brian Westbrook (VU)	110.9	1,220
2001	L. J. McKanas (NU)	159.6	1,756
2002	Marcus Williams (UM)	100.4	1,406
2003	Germaine Bennett (UD)	101.6	1,625
2004	Steve Baylark (UMass)	103.5	1,138
2005	Joe Casey (URI)	113.2	1,245
2006	Steve Baylark (UMass)	130.7	1,960
2007	Tim Hightower (UR)	137.4	1,924
2008	Rodney Landers (JMU)	126.4	1,770
2009	Jonathan Grimes (WM)	92.4	1,294
2010	Andrew Pierce (UD)	110.3	1,655
2011	Jonathan Grimes (WM)	130.1	1,431

Active Players in italics

All-Time Receiving Records

Yards Gained - Career

Yards	Name	School	Years
4,655	David Ball	New Hampshire	2003-2006
4,168	Rich Musinski	William and Mary	2000-2003
3,944	Brian Forster	Rhode Island	1983-1987
3,872	Brian Finneran	Villanova	1994-1997
3,737	Eddie Conti	Delaware	1994-1998
3,579	Bill Brooks	Boston University	1982-1985
3,535	Mark Didio	Connecticut	1988-1991
3,419	Dave Klemic	Northeastern	1997-2000
3,350	Cory Parks	Northeastern	2002-2005
3,346	Courtney Batts	Delaware	1994-1997

Average Yards Gained - Season

(Minimum 1,000 Yards)

Avg.	Name (School)	Cl.	Gms.	Yards	Year
155.6	Eddie Conti (UD)	Sr.	11	1,712	1998
139.9	Brian Forster (URI)	Jr.	13	1,819	1985
125.3	David Ball (UNH)	So.	12	1,504	2004
123.1	Mark Didio (UC)	Sr.	11	1,354	1991
119.3	David Ball (UNH)	Jr.	13	1,551	2005
116.1	Rich Musinski (WM)	Jr.	12	1,393	2001
113.2	Dominique Thompson (WM)	Sr.	14	1,585	2004
112.8	Kahmal Roy (HOF)	Sr.	12	1,354	2001
110.0	Bill Brooks (BU)	Sr.	11	1,210	1985
109.7	David McLeod (JMU)	Sr.	11	1,207	1993

Senior Record: 155.6.....Eddie Conti (UD), 1998
 Junior Record: 139.9.....Brian Forster (URI), 1985
 Sophomore Record: 125.3.....David Ball (UNH), 2004
 Freshman Record: 85.3.....Charles Sullivan (HOF), 2004

Yards Gained - Game

Yards	Name (School)	Opponent	Date
354	Eddie Conti (UD)	Connecticut	11/7/98
327	Brian Forster (URI)	Brown	9/28/85
299	Brian Forster (URI)	Lehigh	10/12/85
284	David Ball (UNH)	Villanova	10/2/04
275	Shawn Leonard (URI)	New Hampshire	11/7/09
267	Marques Colston (HOF)	Liberty	11/22/03
262	Victor Cruz (UMass)	James Madison	9/13/08
252	Brian Forster (URI)	Richmond	12/1/84
248	Carnell Henderson (BU)	Rhode Island	10/8/94
246	Cory Parks (NU)	Albany	9/6/03

Senior Record: 354.....Eddie Conti (UD) vs. Connecticut (11/7/98)
 Junior Record: 327.....Brian Forster (URI) vs. Brown (9/28/85)
 Sophomore Record: 284.....David Ball (UNH) vs. Villanova (10/2/04)
 Freshman Record: 213.....Charles Sullivan (HOF) vs. URI (9/25/04)

Pass Receptions - Career

Rec.	Name	School	Years
304	David Ball	New Hampshire	2003-2006
284	Brian Forster	Rhode Island	1983-1987
265	Brian Finneran	Villanova	1994-1997
243	Tre Gray	Richmond	2008-2011
239	Mark Didio	Connecticut	1988-1991
238	Charles Sullivan	Hofstra	2004-2007
236	Murle Sango	Villanova	1998-2001
228	Bill Brooks	Boston University	1982-1985
225	Marcus Lee	Towson	2005-2008
225	Darren Altieri	Boston University	1987-1990

Average Pass Receptions - Season

Avg.	Name (School)	Cl.	Gms.	Rec.	Year
9.85	Brian Forster (URI)	Jr.	13	128	1985
8.91	Murle Sango (VU)	So.	11	98	1999
8.64	Tre Gray (UR)	Sr.	11	95	2011
8.27	Eddie Conti (UD)	Sr.	11	91	1998
8.09	Brian Westbrook (VU)	So.	11	89	1998
8.00	Mark Didio (UC)	Sr.	11	88	1991
8.00	Rameek Wright (UM)	Sr.	11	88	1997
7.82	Charles Sullivan (HOF)	Sr.	11	86	2007
7.69	Brian Forster (URI)	So.	13	100	1984
7.55	J.J. Outlaw (VU)	Sr.	11	83	2005

Senior Record: 8.64.....Tre Gray (UR), 2011
 Junior Record: 9.85.....Brian Forster (URI), 1985
 Sophomore Record: 8.91.....Murle Sango (VU), 1999
 Freshman Record: 6.18.....Charles Sullivan (HOF), 2004

Pass Receptions - Game

Rec.	Name (School)	Opponent	Date
18	Landis Williams (UM)	Rhode Island	11/14/09
18	Brian Forster (URI)	Brown	9/28/85
18	Brian Forster (URI)	Richmond	12/1/84
17	Arel Gordon (UM)	New Hampshire	11/18/06
17	Rameek Wright (UM)	Buffalo	11/16/96
17	Brian Forster (URI)	Lehigh	10/12/85
16	Tre Gray (UR)	New Hampshire	9/24/11
16	David Boler (UD)	Navy	10/30/04
16	Justin Long (UD)	Maine	10/2/04
16	Brian Finneran (VU)	Youngstown St.	12/16/97
16	Brian Finneran (VU)	Connecticut	10/5/96

Senior Record: 18.....Landis Williams (UM) vs. Rhode Island (11/14/09)
 Junior Record: 18.....Brian Forster (URI) vs. Brown (9/28/85)
 Sophomore Record: 18.....Brian Forster (URI) vs. Richmond (12/1/84)
 Freshman Record: 14.....John Perry (UNH) vs. Richmond (10/21/89)

Receiving Touchdowns - Career

TD	Name	School	Years
58	David Ball	New Hampshire	2003-2006
41	Dave Klemic	Northeastern	1997-2000
38	Dameon Reilly	Rhode Island	1983-1985
34	Cory Parks	Northeastern	2002-2005
34	Brian Finneran	Villanova	1994-1997
32	Bill Brooks	Boston University	1982-1985
32	Brian Forster	Rhode Island	1983-1987
32	Adrian Zullo	Massachusetts	1998-2002
31	Rich Musinski	William and Mary	2000-2003
31	Eddie Conti	Delaware	1994-1998

Consecutive Games With A Reception

45.....Marcus Lee (TU), 2005-2008

Receiving Touchdown - Season

TD	Name (School)	Cl.	Gms.	Year
24	David Ball (UNH)	Jr.	13	2005

Receiving Touchdowns - Game

Rec.	Name (School)	Opponent	Date
5	Andrae Brown (TU)	Northeastern	9/24/05

Annual Receptions Leaders

Year	Name (Team)	Rec.	Yards
1978	Dave Loeble (UNH)	37	514
1979	Kevin O'Connor (UM)	33	518
1980	Reggie Eccleston (UC)	50	1,081
1981	Keith Hugger (UC)	57	1,145
1982	Tom Mut (URI)	45	803
1983	Bill Brooks (BU)	56	891
1984	Brian Forster (URI)	100	1,357
1985	Brian Forster (URI)	115	1,617
1986	Dennis Gadbois (BU)	70	1,095
1987	Curtis Olds (UNH)	61	807
1988	Glenn Antrum (UC)	77	1,130
1989	Darren Altieri (BU)	75	868
1990	Mark Didio (UC)	78	1,153
1991	Mark Didio (UC)	88	1,354
1992	Darren Rizzi (URI)	74	1,103
1993	David Gamble (UNH)	67	1,138
1994	Cy Butler (URI)	73	808
1995	Ed Mantie (BU)	81	943
1996	Brian Finneran (VU)	81	1,207
1997	Rameek Wright (UM)	88	1,169
1998	Eddie Conti (UD)	91	1,712
1999	Murle Sango (VU)	98	1,064
2000	Dwayne Wilmot (UM)	67	995
2001	Stefan Gomes (UM)	81	1,069
2002	Brian White (VU)	72	805
2003	Rich Musinski (WM)	63	888
2004	David Ball (UNH)	86	1,504
2005	David Ball (UNH)	87	1,551
2006	David Ball (UNH)	93	1,114
2007	Charles Sullivan (HOF)	86	991
2008	Victor Cruz (UMass)	71	1,064
2009	Landis Williams (UM)	71	798
2010	Terrance Fox (UNH)	80	821
2011	Tre Gray (UR)	95	1,187

Active Players in italics

All-Time Scoring Records

TEAM RECORDS

Most Points - Two Teams

125	Connecticut 125, Newport NTS 0	1949
118	Richmond 62, Delaware 56 (50T)	11/10/07
115	Maine 59, Delaware 56 (20T)	10/31/87
113	Delaware 58, West Chester 55	9/24/94
113	Rhode Island 58, Maine 55 (60T)	9/18/82
111	Delaware 59, Navy 52	10/27/07
106	Massachusetts 64, New Hampshire 42	11/19/88
106	New Hampshire 59, Maine 47	11/19/05
105	Hofstra 62, Rhode Island 43	9/25/04
105	Villanova 65, Buffalo 40	11/14/98

Fewest Points - Two Teams

0	Maine 0, New Hampshire 0	10/13/51
0	Connecticut 0, New Hampshire 0	11/3/56
0	Connecticut 0, Rhode Island 0	11/16/57
0	Maine 0, Rhode Island 0	9/26/59
0	Massachusetts 0, Northeastern 0	10/24/59
0	Massachusetts 0, Harvard 0	9/28/63
0	Connecticut 0, New Hampshire 0	10/31/64
0	Connecticut 0, Rhode Island 0	11/12/66
0	Rhode Island 0, Vermont 0	10/14/67
2	Maine 2, Connecticut 0	10/21/61

Fewest Points - Two Teams

(since overtime was implemented - 1982)

3	Albany 3, Maine 0	9/2/10
3	Rhode Island 3, Maine 0	10/28/06
3	Massachusetts 3, Villanova 0	11/10/90
3	Massachusetts 3, Northeastern 0	9/29/84
6	Richmond 3, Fordham 3	10/21/95
7	Massachusetts 7, Northeastern 0	10/28/06
7	Northeastern 7, Richmond 0	10/20/01
10	Rhode Island 7, Massachusetts 3	10/5/85
10	Richmond 7, New Hampshire 3	11/4/95
10	Massachusetts 7, Holy Cross 3	9/19/92

Most Points - One Team

125	Connecticut 125, Newport NTS 0	1949
84	Delaware 84, West Chester 0	9/23/00
78	Northeastern 78, Stonehill 6	8/30/03
77	Maine 77, Morgan State 24	11/8/03
77	Massachusetts 77, Northeastern 0	10/9/99
76	James Madison 76, Morgan State 7	9/2/95
72	James Madison 72, Lock Haven 0	9/2/00
71	Connecticut 71, Massachusetts 6	10/13/56
71	Northeastern 71, Cheyney 0	9/4/04
70	New Hampshire 70, Central Connecticut 20	8/30/03
70	Towson 70, Lock Haven 0	9/10/05

Largest Margin of Victory

125	Connecticut 125, Newport NTS 0	1949
84	Delaware 84, West Chester 0	9/23/00
77	Massachusetts 77, Northeastern 0	10/9/99
72	Northeastern 78, Stonehill 6	8/30/03
72	James Madison 72, Lock Haven 0	9/2/00
71	Northeastern 71, Cheyney 0	9/4/04
71	Connecticut 71, Massachusetts 6	10/13/56
70	Towson 70, Lock Haven 0	9/10/05
69	James Madison 76, Morgan State 7	9/2/95
65	Connecticut 71, Massachusetts 6	10/13/56

Most Points - Season

555	Delaware, 2003 (16 games)
-----	---------------------------

Most Touchdowns - Game

12	Massachusetts vs. Northeastern, 10/9/99
----	---

Most Touchdowns - Season

74	New Hampshire, 2005 (13 Games)
----	--------------------------------

INDIVIDUAL RECORDS

Touchdowns Scored - Career

TD	Name	School	Years
89	Brian Westbrook	Villanova	1997-2001
73	Omar Cuff	Delaware	2004-2007
70	Jerry Azumah	New Hampshire	1995-1998
63	Marcel Shipp	Massachusetts	1997-2000
58	David Ball	New Hampshire	2003-2006
55	Rene Ingoglia	Massachusetts	1992-1995
55	Paul Lewis	Boston University	1981-1984
51	Barry Bourassa	New Hampshire	1989-1992
50	Steve Baylark	Massachusetts	2003-2006
50	Daryl Brown	Delaware	1991-1994

Scoring - Career

Pts.	Name	School	Years
544	Brian Westbrook	Villanova	1997-2001
438	Omar Cuff	Delaware	2004-2007
424	Jerry Azumah	New Hampshire	1995-1998
378	Marcel Shipp	Massachusetts	1997-2000
360	Andrew Howard	Richmond	2006-2009
350	David Ball	New Hampshire	2003-2006
332	Rene Ingoglia	Massachusetts	1992-1995
332	Paul Lewis	Boston University	1981-1984
308	Daryl Brown	Delaware	1991-1994
306	Barry Bourassa	New Hampshire	1989-1992

Extra Points - Career

XP	Name	School	Years
195	Andrew Howard	Richmond	2006-2009
174	Connor McCormick	New Hampshire	2002-2005
167	Sean Leach	Delaware	1994-1997
166	Greg Kuehn	William and Mary	2002-2005
162	Miro Kesic	Northeastern	2002-2005
151	Tom Manning	New Hampshire	2006-2009
148	Casey Hannon	Villanova	1998-2001
145	Chris Onorato	Hofstra	2000-2004
142	Mark Kiefer	Villanova	1994-1997
136	Mike Morello	Boston University	1991-1994

Most Extra Points Made - Game (Individual)

11	Mike Mellow (UM) vs. Morgan State, 11/8/03
----	--

Most Extra Points Made - Game (Team)

11	Maine vs. Morgan State, 11/8/03
11	Massachusetts vs. Northeastern, 10/9/99

Most Extra Points Made - Season

67	New Hampshire, 2005 (13 Games)
----	--------------------------------

Most Extra Point Attempts - Game

11	Four times
	Last by Maine vs. Morgan State, 11/8/03

Most Extra Point Attempts - Season

71	New Hampshire, 2005 (13 Games)
71	Massachusetts, 1998 (15 Games)

Most Two-Point Conversions Made - Game

2	Brian Finneran (VU) vs. Northeastern, 11/22/97
---	--

Most Two-Point Conversions Made - Game (Team)

4	Massachusetts vs. Delaware, 10/10/87
---	--------------------------------------

Most Two-Point Conversions Made - Season

22	Connecticut, 1958
----	-------------------

Field Goals - Career

FG	Name	School	Years
59	Greg Kuehn	William and Mary	2002-2005
55	Andrew Howard	Richmond	2006-2009
50	Chris Onorato	Hofstra	2000-2004
49	Rob Zarrilli	Hofstra	2005-2007
48	Miro Kesic	Northeastern	2002-2005
48	Brian Shallcross	William and Mary	1994-1997
46	Brett Sterba	William and Mary	1997-2000
45	Brian Pate	William and Mary	2006-2009
44	Brandon Hanes	Northeastern	1994-1997
41	Jon Striefsky	Delaware	2005-2009
41	Rob Courter	Richmond	1987-1990

Longest Field Goal

Long	Name (School)	Opponent	Date
57	Miro Kesic (NU)	Richmond	11/2/02
56	Jim McManus (UC)	New Hampshire	10/3/98
54	Tom Manning (UNH)	Hofstra	10/24/09
54	Roger Williams (HOF)	Northeastern	11/15/08
54	Steve Leo (UD)	Navy	10/24/92
53	Andrew Howard (UR)	Hofstra	11/8/08
53	Brett Sterba (WM)	Delaware	10/14/00
53	Frank Venezia (VU)	Connecticut	10/7/95
53	Steve Leo (UD)	Richmond	11/16/91
53	Domingos Carlos (UC)	Holy Cross	10/15/83

Most Field Goals Made - Game (Individual)

5	Tom Bishop (UNH) vs. Southern Illinois, 11/29/08
5	Mark Kiefer (VU) vs. Richmond, 11/18/95

Most Field Goals Made - Game (Team)

5	New Hampshire vs. Southern Illinois, 11/29/08
5	Villanova vs. Richmond, 11/18/95

Most Field Goals Made - Season (Individual)

23	Brian Pate, William and Mary, 2009
----	------------------------------------

Most Field Goals Made - Season (Team)

23	William and Mary, 2009
----	------------------------

Most Field Goal Attempts - Game (Individual)

7	Brian Pate (WM) vs. Virginia, 9/5/09
---	--------------------------------------

Most Field Goal Attempts - Season (Team)

35	William and Mary, 2009 (14 Games)
----	-----------------------------------

Most Points - Game

42	Omar Cuff (UD) vs. William and Mary, 8/30/07
----	--

Most Points - Season

234	Omar Cuff (UD), 2007
-----	----------------------

Most Touchdowns - Game

7	Omar Cuff (UD) vs. William and Mary, 8/30/07
---	--

Most Touchdowns - Season

39	Omar Cuff (UD), 2007
----	----------------------

All-Time Defense/All-Purpose Records

Interceptions - Career

Int	Name	School	Years
24	Darren Sharper	William and Mary	1993-1996
24	Chris Helon	Boston University	1991-1994
23	Kevin Smith	Rhode Island	1987-1990
21	Derek Carter	Maine	1994-1997
21	Mark Seals	Boston University	1985-1988
20	Shannon James	Massachusetts	2002-2005
20	Billy Pappas	New Hampshire	1952-1954
18	Dino Vasso	New Hampshire	2007-2010
18	Matt Latham	Connecticut	1982-1984
18	Grady Fuller	Massachusetts	1977-1980
18	Steve Rogers	Massachusetts	1968-1970

INDIVIDUAL RECORDS

Most Interceptions - Game

4..... Three times
 Last by Kevin Smith (URI) vs. Massachusetts, 10/8/88

Most Interception Return Yards - Game

160..... Dave Brown (UM) vs. Bowdoin, 11/10/62

Most Interceptions - Season

12..... Chris Helon (BU), 1993

Most Interception Return Yards - Season

239..... Mike Cassidy (URI), 1985

Most Interception Return Touchdowns - Game

2..... Tyler Holmes (UMass) vs. Maine 11/6/10
 Allante Harrison (TU) vs. Elon, 9/4/04
 Bill Curry (UM) vs. Liberty, 10/10/92

Most Interception Return Touchdowns - Season

2..... *Many*
 *Last by Dante Cook (WM), 2010*

Most Interception Return Yards - Career

488..... Darren Sharper (WM), 1993-96

Most Interception Return Touchdowns - Career

4..... T.J. Hill (NU), 1998-01

Longest Interception Return - Game

100..... Seven times
 Last by John Clements (UNH) vs. Northern Iowa, 12/6/08 &
 Matt Parent (UNH) vs. Massachusetts, 11/15/08

TEAM RECORDS

Most Interceptions - Game

7..... Four times, Last by Villanova vs. Penn, 9/22/07

Most Interception Return Yards - Game

207 (5 INT's)..... New Hampshire vs. Hofstra, 11/1/08

Most Interception Return Touchdowns - Game

2..... Several times

Most Interceptions - Season

31..... Delaware, 1986 (13 Games)

Most Interception Return Yards - Season

649 (24 INT's)..... New Hampshire, 2008 (13 Games)

Most Interception Return Touchdowns - Season

7..... Northeastern, 1996

Average All-Purpose Yardage - Season

(Minimum 1,000 Yards)

Avg.	Name (School)	Cl.	Gms.	Yards	Year
275.1	Brian Westbrook (VU)	So.	11	3,026	1998
272.0	Brian Westbrook (VU)	Jr.	11	2,992	2000
256.6	Brian Westbrook (VU)	Sr.	11	2,823	2001
247.8	Jerry Azumah (UNH)	Sr.	11	2,726	1998
228.2	Jonathan Grimes (WM)	Sr.	11	2,510	2011
217.1	Stephan Lewis (UNH)	Jr.	11	2,388	2001
216.6	Marcel Shipp (UMass)	So.	14	3,032	1998
215.3	Eddie Conti (UD)	Sr.	11	2,368	1998
202.6	Stephan Lewis (UNH)	Sr.	11	2,229	2002
202.3	Jerry Azumah (UNH)	Jr.	11	2,225	1997

Senior Record: 256.6..... Brian Westbrook (VU), 2001

Junior Record: 272.0..... Brian Westbrook (VU), 2000

Sophomore Record: 275.1..... Brian Westbrook (VU), 1998

Freshman Record: 162.0..... Jonathan Grimes (WM), 2008

All-Purpose Yardage - Career

Yards	Name	School	Years
9,512	Brian Westbrook	Villanova	1997-2001
8,367	Jerry Azumah	New Hampshire	1995-1998
7,955	Jonathan Grimes	William and Mary	2008-2011
7,759	Marcel Shipp	Massachusetts	1997-2000
6,410	Stephan Lewis	New Hampshire	1999-2002
6,248	Barry Bourassa	New Hampshire	1989-1992
6,098	Steve Baylark	Massachusetts	2003-2006
6,096	Eddie Conti	Delaware	1994-1998
5,620	Omar Cuff	Delaware	2004-2007
5,380	Cy Butler	Rhode Island	1993-1996

Total Offense - Career

Yards	Name	School	Years
14,621	Ricky Santos	New Hampshire	2004-2007
11,415	Sean Schaefer	Towson	2005-2008
10,948	Dave Corley, Jr.	William and Mary	1999-2002
10,871	Liam Coen	Massachusetts	2005-2008
10,375	Eric Ward	Richmond	2006-2009
9,993	Chris Boden	Villanova	1996-1999
9,317	Brett Gordon	Villanova	1999-2003
9,269	Matt DeGennaro	Connecticut	1987-1990
9,051	Bill Vergantino	Delaware	1989-1992
8,839	Shane Stafford	Connecticut	1995-1998

Annual Interception Leaders

Year	Name	Team	Int
1980	Darrell Wilson	Connecticut	8
1981	Dwayne Lopes	Maine	6
1982	Matt Latham	Connecticut	6
	John McGrath	Maine	6
	Grady Fuller	Maine	6
1983	Tony Hill	Rhode Island	9
1984	Tony Hill	Rhode Island	5
	Tim Teevens	New Hampshire	5
1985	Mike Cassidy	Rhode Island	11
1986	Eric Thompson	New Hampshire	10
1987	Tim Byrne	New Hampshire	5
	Ken Lucas	Delaware	5
	Mark Seals	Boston University	5
1988	Kevin Smith	Rhode Island	9
1989	Ryan Jones	New Hampshire	7
1990	Claude Pettaway	Maine	11
1991	Warren McIntire	Delaware	9
1992	Mark Chapman	Connecticut	8
1993	Chris Helon	Boston University	12
1994	Mark Hopkins	Northeastern	7
	Darren Sharper	William and Mary	7
1995	Darren Sharper	William and Mary	7
1996	Darren Sharper	William and Mary	10
1997	Tony Booth	James Madison	8
	Derek Carter	Maine	8
1998	Ron Iannotti	Rhode Island	7
1999	Dan Mulhern	Delaware	7
	Lance Small	Rhode Island	7
2000	T. J. Hill	Northeastern	8
2001	Art Smith	Northeastern	7
	Chuck Wesley	Rhode Island	7
2002	Billy Parker	William and Mary	5
	Ramon Richeson	Richmond	5
2003	Steve Costello	Massachusetts	6
2004	Shannon James	Massachusetts	8
2005	Etienne Boulay	New Hampshire	5
	Daren Stone	Maine	5
2006	Raji El-Amin	Rhode Island	4
	Andrew Harris	Richmond	4
	Drew Mack	Towson	4
	Raquan Pride	Rhode Island	4
2007	Stanley Gutierrez	Hofstra	4
2008	Justin Rogers	Richmond	7
2009	B.W. Webb	William and Mary	8
2010	Anthony Walters	Delaware	7
2011	Trevor Coston	Maine	6
	Chris Houston	New Hampshire	6

Active Players in italics

All-Time All-Purpose/Special Teams Records

ALL-PURPOSE YARDS RECORDS

Total Offense - Season
 4,372.....Tom Ehrhardt (URI), 1985 (13 Games)

Total Offense - Game
 566.....Tom Ehrhardt (URI) vs. Connecticut, 11/16/85

Most Plays - Game
 80.....Tom Ehrhardt (URI) vs. Furman, 12/7/85

Most Plays - Season
 685.....Tom Ehrhardt (URI), 1985 (13 Games)

Most Plays - Career
 2,140.....Ricky Santos (UNH), 2004-07

TEAM RECORDS

Most Plays - Game
 113.....Villanova vs. Connecticut, 10/7/89

Most Plays - Season
 1,195.....Massachusetts, 1998 (15 Games)

Most Total Yards - Game
 745.....Northeastern vs. Stonehill, 8/30/03

Most Total Yards - Season
 7,074.....Massachusetts, 1998 (15 Games)

Highest Average Total Offense - Season
 493.9.....New Hampshire, 2005 (13 Games)

Most First Downs - Game
 37.....Connecticut vs. Yale, 9/26/98

Most First Downs - Season
 367.....Delaware, 2007 (15 games)

PUNTING RECORDS

Most Punts - Game
 13.....Three times
 Last by Rocco Navarro (UM) vs. Nebraska, 9/3/05

Most Punts - Season
 87.....Steve Wood (UM), 1978

Most Punts - Career
 288.....Andrew Maclay (UMass), 1995-98

Most Punting Yards - Game
 526.....Christian Koegel (UMass) vs. Boston College, 10/2/04

Most Punting Yards - Season
 3,239.....Brad Costello (BU), 1997

Most Punting Yards - Career
 11,278.....Andrew Maclay (UMass), 1995-98

Highest Punting Average - Season
 46.1.....Jonathan Plisco (ODU), 2011

Longest Punt - Game
 93.....Tyler Grogan (NU) vs. Villanova, 9/8/01

TEAM PUNTING RECORDS

Most Punts - Game
 13.....Three times, Last by Maine vs. Nebraska, 9/3/05

Most Punts - Season
 87.....Maine, 1978

Most Yards Punting - Game
 518.....Maine vs. Nebraska, 9/29/01

Most Yards Punting - Season
 3,239.....Boston University, 1997

Highest Punting Average - Season
 44.4.....Boston University, 1997

PUNT RETURN RECORDS

Most Punt Returns - Game
 9.....Paul Keaney (UM) vs. Youngstown St., 9/8/01

Most Punt Returns - Season
 48.....Stan Harrison (UNH), 1986

Most Punt Returns - Career
 108.....Winston October (UR), 1995-98

Most Punt Return Yards - Game
 157.....Ron Harris (UM) vs. Colgate, 11/2/74

Most Punt Return Yards - Season
 541.....Winston October (UR), 1998 (12 Games)

Most Punt Return Yards - Career
 1,488.....Delvin Joyce (JMU), 1997-00

Most Punt Return Touchdowns - Game
 2.....Matt Latham (UC) vs. Yale, 9/24/83

Most Punt Return Touchdowns - Season
 3.....Twice
 Last by Scotty McGee (JMU), 2008

Longest Punt Return - Game
 93.....Ron Harris (UMass) vs. UNH, 11/16/74

Most Punt Return Touchdowns - Career
 3.....Many
 Last by Scotty McGee (JMU), 2006-08

TEAM PUNT RETURN RECORDS

Most Punt Returns - Game
 11.....Many
 Last By Connecticut vs. Maine, 10/16/71

Most Punt Returns - Season
 63.....William and Mary, 1996 (13 Games)

Most Punt Return Yards - Game
 165.....Massachusetts vs. Colgate, 11/2/74

Most Punt Return Yards - Season
 625.....William and Mary, 1996 (13 Games)

Most Punt Return Touchdowns - Game

2.....Connecticut vs. Yale, 9/24/83

Most Punt Return Touchdowns - Season

4.....James Madison, 2008 (14 Games)

KICKOFF RETURN RECORDS

Most Kick Return Yards - Game

269.....Brian Westbrook (VU) vs. Delaware, 11/18/00

Most Kick Return Yards - Season

1,048.....Brian Westbrook (VU), 2000 (11 games)

Most Kick Return Yards - Career

2,561.....Justin Rogers (UR), 2007-10

Most Kick Returns - Game

9.....Three times
 Last by Brandon Johnson-Farrell (URI)
 vs. New Hampshire, 9/13/08

Most Kick Returns - Season

42.....Brandon Johnson-Farrell (URI), 2008 (12 Games)

Most Kick Returns - Career

112.....Justin Rogers (UR), 2007-10

Most Kick Return Touchdowns - Game

1.....Record is held by many

Longest Kick Return - Game

100.....Several times
 Last by Scotty McGee (JMU) vs. Towson, 11/17/07

TEAM KICK RETURN RECORDS

Most Kickoff Returns - Game

10.....Four times
 Last by New Hampshire vs. Toledo, 9/1/11

Most Kick Returns - Season

71.....Massachusetts, 1998 (15 Games)

Most Kick Return Yards - Season

1,465.....New Hampshire, 2011 (12 Games)

Active Players in italics